

Average RPI Win:	302	WON-LOST	WINNING	LAST 10	STRENGTH OF	OPP. STRENGTH	TEAM	ADJ.	CONF.	ADJ CONF.
Average RPI Loss:	183	RECORD	PCT. RANK	GAMES	SCHEDULE	OF SCHEDULE	RPI	RPI	RPI	RPI
DIV. I ONLY	6- 16	294	4- 6	209	337	303	303	27	27	
DIV. I NON-CONF.	1- 7	313	0- 0	56	347	293	293	27	27	
TOTALS	RPI 1-25	RPI 26-50	W-L RECORDS	RPI 51-100	RPI 101-150	RPI 150+				
6- 16	0- 1	0- 0	OVERALL	0- 2	0- 4	6- 9				
4- 5	0- 0	0- 0	HOME	0- 2	0- 2	4- 1				
2- 10	0- 1	0- 0	AWAY	0- 0	0- 2	2- 7				
0- 1	0- 0	0- 0	NEUTRAL	0- 0	0- 0	0- 1				
1- 7	0- 1	0- 0	NON-CONFERENCE	0- 1	0- 0	1- 5				
1- 2	0- 0	0- 0	HOME	0- 1	0- 0	1- 1				
0- 4	0- 1	0- 0	AWAY	0- 0	0- 0	0- 3				
0- 1	0- 0	0- 0	NEUTRAL	0- 0	0- 0	0- 1				
5- 9	0- 0	0- 0	CONFERENCE	0- 1	0- 4	5- 4				
3- 3	0- 0	0- 0	HOME	0- 1	0- 2	3- 0				
2- 6	0- 0	0- 0	AWAY	0- 0	0- 2	2- 4				
0- 0	0- 0	0- 0	NEUTRAL	0- 0	0- 0	0- 0				

RPI 1-25				RPI 26-50				RPI 51-100				RPI 101+ Team's RPI: 303			
RPI	S	Opponent	Score	RPI	S	Opponent	Score	RPI	S	Opponent	Score	RPI	S	Opponent	Score
20	A	Texas A&M	55 84					84	H	Toledo	60 76	107	A	SFA	56 64
								100	H	Abilene Christian	59 72	116	H	Central Ark.	41 49
												130	A	Lamar University	49 65
												130	H	Lamar University	63 74
												168	A	Rice	36 70
												172	A	Texas St.	50 57
												200	A	New Orleans	54 75
												217	H	Texas Southern	64 61
												236	N	UC Santa Barbara	60 66
												248	A	UTRGV	46 55
												248	H	UTRGV	65 68
												297	A	Nicholls St.	54 74
												297	H	Nicholls St.	65 60
												299	H	Northwestern St.	60 51
												327	A	Southeastern La.	69 53
												327	H	Southeastern La.	77 61
												332	A	Incarinate Word	56 63
												341	A	Houston Baptist	51 56
												343	A	Sam Houston St.	63 37
LAST 12 Division I GAMES:															
130	H	Lamar University	63 74	130	A	Lamar University	49 65								
332	A	Incarinate Word	56 63	343	A	Sam Houston St.	63 37								
327	A	Southeastern La.	69 53	116	H	Central Ark.	41 49								
341	A	Houston Baptist	51 56	327	H	Southeastern La.	77 61								
100	H	Abilene Christian	59 72	299	H	Northwestern St.	60 51								
297	H	Nicholls St.	65 60	107	A	SFA	56 64								

Non-Div I Games: Schreiner 73 44 Okla. Panhandle 66 40 Montana Tech 83 50

A&M-Corpus Christi

Loss, Non-Conf, S Site, H Home A Away N Neutral

Average RPI Win: 244	WON-LOST	WINNING	LAST 10	STRENGTH OF	OPP. STRENGTH	TEAM	ADJ.	CONF.	ADJ CONF.
Average RPI Loss: 122	RECORD	PCT. RANK	GAMES	SCHEDULE	OF SCHEDULE	RPI	RPI	RPI	RPI
DIV. I ONLY	15- 8	98	9- 1	131	290	100	100	27	27
DIV. I NON-CONF.	3- 6	230	0- 0	102	129	194	194	27	27
TOTALS	RPI 1-25	RPI 26-50	W-L RECORDS	RPI 51-100	RPI 101-150	RPI 150+			
15- 8	0- 3	0- 0	OVERALL	0- 0	3- 2	12- 3			
8- 2	0- 0	0- 0	HOME	0- 0	2- 1	6- 1			
6- 6	0- 3	0- 0	AWAY	0- 0	1- 1	5- 2			
1- 0	0- 0	0- 0	NEUTRAL	0- 0	0- 0	1- 0			
3- 6	0- 3	0- 0	NON-CONFERENCE	0- 0	0- 0	3- 3			
2- 1	0- 0	0- 0	HOME	0- 0	0- 0	2- 1			
0- 5	0- 3	0- 0	AWAY	0- 0	0- 0	0- 2			
1- 0	0- 0	0- 0	NEUTRAL	0- 0	0- 0	1- 0			
12- 2	0- 0	0- 0	CONFERENCE	0- 0	3- 2	9- 0			
6- 1	0- 0	0- 0	HOME	0- 0	2- 1	4- 0			
6- 1	0- 0	0- 0	AWAY	0- 0	1- 1	5- 0			
0- 0	0- 0	0- 0	NEUTRAL	0- 0	0- 0	0- 0			

RPI 1-25				RPI 26-50				RPI 51-100 Team's RPI: 100				RPI 101+			
RPI	S	Opponent	Score	RPI	S	Opponent	Score	RPI	S	Opponent	Score	RPI	S	Opponent	Score
9	A	Baylor	34 79									107	A	SFA	80 73
20	A	Texas A&M	45 71									107	H	SFA	61 70
22	A	Missouri	46 52									116	A	Central Ark.	70 80
												116	H	Central Ark.	83 76
												130	H	Lamar University	77 59
												151	H	Omaha	73 66
												190	A	UTSA	68 71
												197	A	Wichita St.	62 81
												200	H	New Orleans	68 55
												243	N	Murray St.	81 57
												248	H	UTRGV	70 54
												269	H	McNeese	77 65
												297	A	Nicholls St.	89 73
												299	A	Northwestern St.	75 74
												299	H	Northwestern St.	79 57
												303	A	A&M-Corpus Christi	72 59
												317	H	UMKC	68 71
												327	A	Southeastern La.	82 57
												332	A	Incarnate Word	75 66
												343	H	Sam Houston St.	78 56
LAST 12 Division I GAMES:															
299	A	Northwestern St.	75 74	269	H	McNeese	77 65								
107	A	SFA	80 73	332	A	Incarnate Word	75 66								
299	H	Northwestern St.	79 57	297	A	Nicholls St.	89 73								
116	A	Central Ark.	70 80	130	H	Lamar University	77 59								
343	H	Sam Houston St.	78 56	107	H	SFA	61 70								
303	A	A&M-Corpus Christi	72 59	116	H	Central Ark.	83 76								

Non-Div I Games: Harding 74 62 Sul Ross St. 106 58 Howard Payne 87 52

Abilene Christian

Loss, Non-Conf, S Site, H Home A Away N Neutral

Average RPI Win:	313	WON-LOST	WINNING	LAST 10	STRENGTH OF	OPP. STRENGTH	TEAM	ADJ.	CONF.	ADJ CONF.
Average RPI Loss:	165	RECORD	PCT. RANK	GAMES	SCHEDULE	OF SCHEDULE	RPI	RPI	RPI	RPI
DIV. I ONLY	3- 21	334	1- 9	199	234	323	323	13	13	
DIV. I NON-CONF.	2- 8	288	0- 0	248	325	317	317	15	15	
TOTALS	RPI 1-25	RPI 26-50	W-L RECORDS	RPI 51-100	RPI 101-150	RPI 150+				
3- 21	0- 0	0- 0	OVERALL	0- 5	0- 5	3- 11				
1- 11	0- 0	0- 0	HOME	0- 4	0- 3	1- 4				
2- 10	0- 0	0- 0	AWAY	0- 1	0- 2	2- 7				
0- 0	0- 0	0- 0	NEUTRAL	0- 0	0- 0	0- 0				
2- 8	0- 0	0- 0	NON-CONFERENCE	0- 2	0- 2	2- 4				
1- 4	0- 0	0- 0	HOME	0- 1	0- 2	1- 1				
1- 4	0- 0	0- 0	AWAY	0- 1	0- 0	1- 3				
0- 0	0- 0	0- 0	NEUTRAL	0- 0	0- 0	0- 0				
1- 13	0- 0	0- 0	CONFERENCE	0- 3	0- 3	1- 7				
0- 7	0- 0	0- 0	HOME	0- 3	0- 1	0- 3				
1- 6	0- 0	0- 0	AWAY	0- 0	0- 2	1- 4				
0- 0	0- 0	0- 0	NEUTRAL	0- 0	0- 0	0- 0				

RPI S	Opponent	Score	RPI S	Opponent	Score	RPI S	Opponent	Score	RPI S	Opponent	Score	Team's RPI: 323
						51	H Colorado St.	35 72	112	A Wyoming	41 73	
						71	H Boise St.	59 69	112	H Wyoming	54 66	
						79	A Colorado	68 95	117	H Navy	46 64	
						88	H UNLV	56 60	126	H Northern Colo.	44 71	
						91	H Vanderbilt	49 75	139	A New Mexico	64 81	
									157	A Army West Point	47 75	
									174	A Fresno St.	40 63	
									174	H Fresno St.	56 72	
									191	A Utah St.	62 65	
									195	A San Jose St.	74 86	
									195	H San Jose St.	67 83	
									216	H Weber St.	61 76	
									264	A San Diego St.	62 59	
									285	A Eastern Mich.	44 65	
									288	A Nevada	58 65	
									288	H Nevada	51 56	
									311	A Denver	52 65	
									331	H Utah Valley	64 53	
									345	A Fairleigh Dickinson	56 48	
LAST 12 Division I GAMES:												
195	H	San Jose St.	67	83	264	A	San Diego St.	62	59			
288	A	Nevada	58	65	88	H	UNLV	56	60			
71	H	Boise St.	59	69	288	H	Nevada	51	56			
139	A	New Mexico	64	81	195	A	San Jose St.	74	86			
112	A	Wyoming	41	73	174	A	Fresno St.	40	63			
174	H	Fresno St.	56	72	51	H	Colorado St.	35	72			

Non-Div I Games:

Air Force

■ Loss,
 ■ Non-Conf,
 ■ S Site,
 ■ H Home
 ■ A Away
 N Neutral

Average RPI Win: 259	WON-LOST	WINNING	LAST 10	STRENGTH OF	OPP. STRENGTH	TEAM	ADJ.	CONF.	ADJ CONF.
Average RPI Loss: 126	RECORD	PCT. RANK	GAMES	SCHEDULE	OF SCHEDULE	RPI	RPI	RPI	RPI
DIV. I ONLY	7- 16	277	2- 8	152	165	223	223	10	10
DIV. I NON-CONF.	5- 4	143	0- 0	240	226	164	164	11	11
TOTALS	RPI 1-25	RPI 26-50	W-L RECORDS	RPI 51-100	RPI 101-150	RPI 150+			
7- 16	0- 1	0- 2	OVERALL	1- 5	0- 3	6- 5			
1- 8	0- 0	0- 1	HOME	0- 3	0- 2	1- 2			
6- 7	0- 0	0- 1	AWAY	1- 2	0- 1	5- 3			
0- 1	0- 1	0- 0	NEUTRAL	0- 0	0- 0	0- 0			
5- 4	0- 1	0- 0	NON-CONFERENCE	0- 2	0- 1	5- 0			
0- 2	0- 0	0- 0	HOME	0- 1	0- 1	0- 0			
5- 1	0- 0	0- 0	AWAY	0- 1	0- 0	5- 0			
0- 1	0- 1	0- 0	NEUTRAL	0- 0	0- 0	0- 0			
2- 12	0- 0	0- 2	CONFERENCE	1- 3	0- 2	1- 5			
1- 6	0- 0	0- 1	HOME	0- 2	0- 1	1- 2			
1- 6	0- 0	0- 1	AWAY	1- 1	0- 1	0- 3			
0- 0	0- 0	0- 0	NEUTRAL	0- 0	0- 0	0- 0			

RPI 1-25				RPI 26-50				RPI 51-100				RPI 101+				Team's RPI: 223	
RPI	S	Opponent	Score	RPI	S	Opponent	Score	RPI	S	Opponent	Score	RPI	S	Opponent	Score		
25	N	Elon	62 65	41	A	Central Mich.	62 89	68	H	Bucknell	47 61	129	A	Ball St.	70 80		
				50	H	Ohio	69 85	74	A	Penn St.	71 84	129	H	Ball St.	63 90		
								80	A	Buffalo	51 81	133	H	Duquesne	57 67		
								82	A	Northern Ill.	84 55	175	A	Western Mich.	60 73		
								84	H	Toledo	57 61	175	H	Western Mich.	57 73		
								99	H	Kent St.	58 72	235	A	Miami (OH)	49 54		
												245	A	Georgia St.	78 66		
												259	A	Bowling Green	50 86		
												259	H	Bowling Green	58 62		
												262	A	Canisius	73 64		
												285	H	Eastern Mich.	80 62		
												298	A	Eastern Ky.	63 57		
												309	A	Youngstown St.	76 74		
												333	A	Winthrop	80 59		
LAST 12 Division I GAMES:																	
				80	A	Buffalo	51 81	285	H	Eastern Mich.	80 62						
				84	H	Toledo	57 61	175	H	Western Mich.	57 73						
				99	H	Kent St.	58 72	82	A	Northern Ill.	84 55						
				235	A	Miami (OH)	49 54	129	A	Ball St.	70 80						
				259	A	Bowling Green	50 86	50	H	Ohio	69 85						
				129	H	Ball St.	63 90	259	H	Bowling Green	58 62						

Non-Div I Games: Ohio Christian 69 52 Malone 63 52

Akron

■ Loss,
■ Non-Conf, S Site,
■ Home
■ Away
N Neutral

Average RPI Win:	207	WON-LOST	WINNING	LAST 10	STRENGTH OF	OPP. STRENGTH	TEAM	ADJ.	CONF.	ADJ CONF.
Average RPI Loss:	48	RECORD	PCT. RANK	GAMES	SCHEDULE	OF SCHEDULE	RPI	RPI	RPI	RPI
DIV. I ONLY	16- 10	108	2- 8	155	65	131	131	2	2	
DIV. I NON-CONF.	12- 1	7	0- 0	340	257	120	120	2	2	
TOTALS	RPI 1-25	RPI 26-50	W-L RECORDS	RPI 51-100	RPI 101-150	RPI 150+				
16- 10	2- 4	0- 2	OVERALL	1- 3	2- 1	11- 0				
12- 5	1- 2	0- 1	HOME	1- 1	1- 1	9- 0				
2- 5	1- 2	0- 1	AWAY	0- 2	1- 0	0- 0				
2- 0	0- 0	0- 0	NEUTRAL	0- 0	0- 0	2- 0				
12- 1	0- 0	0- 0	NON-CONFERENCE	1- 1	0- 0	11- 0				
10- 0	0- 0	0- 0	HOME	1- 0	0- 0	9- 0				
0- 1	0- 0	0- 0	AWAY	0- 1	0- 0	0- 0				
2- 0	0- 0	0- 0	NEUTRAL	0- 0	0- 0	2- 0				
4- 9	2- 4	0- 2	CONFERENCE	0- 2	2- 1	0- 0				
2- 5	1- 2	0- 1	HOME	0- 1	1- 1	0- 0				
2- 4	1- 2	0- 1	AWAY	0- 1	1- 0	0- 0				
0- 0	0- 0	0- 0	NEUTRAL	0- 0	0- 0	0- 0				

RPI	S	Opponent	Score	RPI	S	Opponent	Score	RPI	S	Opponent	Score	RPI	S	Opponent	Score	Team's RPI: 131
3	H	Mississippi St.	54 67	30	A	LSU	41 48	52	H	Georgia Tech	67 65	118	A	Ole Miss	65 57	
4	A	South Carolina	45 93	36	H	Auburn	55 66	58	A	Georgetown	59 70	118	H	Ole Miss	90 80	
15	H	Kentucky	54 71					81	H	Florida	56 66	143	H	Arkansas	50 68	
17	H	Tennessee	65 57					91	A	Vanderbilt	80 87	153	H	Kansas	71 65	
20	A	Texas A&M	48 69									200	H	New Orleans	78 57	
22	A	Missouri	59 58									227	H	Ga. Southern	66 48	
												245	H	Georgia St.	80 57	
												269	N	McNeese	84 63	
												291	H	Lipscomb	82 35	
												300	H	Alcorn	93 43	
												302	N	UTEP	78 60	
												310	H	Mississippi Val.	93 44	
												339	H	Florida A&M	81 46	
												349	H	Alabama A&M	97 29	
LAST 12 Division I GAMES:																
17	H	Tennessee	65 57	118	A	Ole Miss	65 57									
81	H	Florida	56 66	3	H	Mississippi St.	54 67									
20	A	Texas A&M	48 69	143	H	Arkansas	50 68									
30	A	LSU	41 48	15	H	Kentucky	54 71									
36	H	Auburn	55 66	22	A	Missouri	59 58									
91	A	Vanderbilt	80 87	118	H	Ole Miss	90 80									

Non-Div I Games:

Alabama

■ Loss,
 ■ Non-Conf, S Site,
 ■ Home
 ■ Away
 N Neutral

Average RPI Win:	0	WON-LOST	WINNING	LAST 10	STRENGTH OF	OPP. STRENGTH	TEAM	ADJ.	CONF.	ADJ CONF.
Average RPI Loss:	234	RECORD	PCT. RANK	GAMES	SCHEDULE	OF SCHEDULE	RPI	RPI	RPI	RPI
DIV. I ONLY	0- 20	348	0- 10	322	335	349	349	30	30	
DIV. I NON-CONF.	0- 7	335	0- 0	199	270	341	341	30	30	
TOTALS	RPI 1-25	RPI 26-50	W-L RECORDS	RPI 51-100	RPI 101-150	RPI 150+				
0- 20	0- 0	0- 0	OVERALL	0- 1	0- 2	0- 17				
0- 7	0- 0	0- 0	HOME	0- 0	0- 0	0- 7				
0- 13	0- 0	0- 0	AWAY	0- 0	0- 0	0- 5				
0- 0	0- 0	0- 0	NEUTRAL	0- 0	0- 0	0- 0				
0- 7	0- 0	0- 0	NON-CONFERENCE	0- 1	0- 2	0- 4				
0- 0	0- 0	0- 0	HOME	0- 0	0- 0	0- 0				
0- 7	0- 0	0- 0	AWAY	0- 1	0- 2	0- 4				
0- 0	0- 0	0- 0	NEUTRAL	0- 0	0- 0	0- 0				
0- 13	0- 0	0- 0	CONFERENCE	0- 0	0- 0	0- 13				
0- 7	0- 0	0- 0	HOME	0- 0	0- 0	0- 7				
0- 6	0- 0	0- 0	AWAY	0- 0	0- 0	0- 6				
0- 0	0- 0	0- 0	NEUTRAL	0- 0	0- 0	0- 0				

RPI S	Opponent	Score	RPI S	Opponent	Score	RPI S	Opponent	Score	RPI S	Opponent	Score	Team's RPI: 349
						57	A Western Ky.	32 96	106	A North Carolina	35 80	
									131	A Alabama	29 97	
									209	A Alabama St.	35 62	
									209	H Alabama St.	37 52	
									217	A Texas Southern	51 60	
									219	H Grambling	53 68	
									228	A Samford	37 61	
									233	A Southern U.	57 69	
									233	H Southern U.	54 66	
									243	A Murray St.	49 81	
									247	A Ark.-Pine Bluff	57 61	
									247	H Ark.-Pine Bluff	55 65	
									257	A Evansville	54 63	
									278	A Southeast Mo. St.	47 75	
									292	A Prairie View	47 71	
									300	H Alcorn	57 73	
									310	A Mississippi Val.	58 60	
									310	H Mississippi Val.	52 58	
									346	H Jackson St.	54 64	
LAST 12 Division I GAMES:												
233	A	Southern U.	57	69	300	H	Alcorn	57	73			
209	A	Alabama St.	35	62	233	H	Southern U.	54	66			
247	H	Ark.-Pine Bluff	55	65	209	H	Alabama St.	37	52			
310	H	Mississippi Val.	52	58	247	A	Ark.-Pine Bluff	57	61			
217	A	Texas Southern	51	60	310	A	Mississippi Val.	58	60			
292	A	Prairie View	47	71	219	H	Grambling	53	68			

Non-Div I Games: Oakwood 68 65 Concordia (AL) 61 58

Alabama A&M

Loss, Non-Conf, S Site, H Home A Away N Neutral

Average RPI Win:	304	WON-LOST	WINNING	LAST 10	STRENGTH OF	OPP. STRENGTH	TEAM	ADJ.	CONF.	ADJ CONF.
Average RPI Loss:	136	RECORD	PCT. RANK	GAMES	SCHEDULE	OF SCHEDULE	RPI	RPI	RPI	RPI
DIV. I ONLY	10- 12	207	8- 2	273	284	209	209	30	30	
DIV. I NON-CONF.	0- 9	335	0- 0	29	24	262	262	30	30	
TOTALS	RPI 1-25	RPI 26-50	W-L RECORDS	RPI 51-100	RPI 101-150	RPI 150+				
10- 12	0- 1	0- 2	OVERALL	0- 1	0- 3	10- 5				
5- 2	0- 0	0- 0	HOME	0- 0	0- 0	5- 2				
5- 10	0- 0	0- 0	AWAY	0- 0	0- 2	5- 1				
0- 0	0- 0	0- 0	NEUTRAL	0- 0	0- 0	0- 0				
0- 9	0- 1	0- 2	NON-CONFERENCE	0- 1	0- 3	0- 2				
0- 0	0- 0	0- 0	HOME	0- 0	0- 0	0- 0				
0- 9	0- 1	0- 2	AWAY	0- 1	0- 3	0- 2				
0- 0	0- 0	0- 0	NEUTRAL	0- 0	0- 0	0- 0				
10- 3	0- 0	0- 0	CONFERENCE	0- 0	0- 0	10- 3				
5- 2	0- 0	0- 0	HOME	0- 0	0- 0	5- 2				
5- 1	0- 0	0- 0	AWAY	0- 0	0- 0	5- 1				
0- 0	0- 0	0- 0	NEUTRAL	0- 0	0- 0	0- 0				

RPI 1-25				RPI 26-50				RPI 51-100				RPI 101+ Team's RPI: 209			
RPI	S	Opponent	Score	RPI	S	Opponent	Score	RPI	S	Opponent	Score	RPI	S	Opponent	Score
3	A	Mississippi St.	47 90	26	A	Ohio St.	61 118	52	A	Georgia Tech	48 70	104	A	Troy	66 95
				30	A	LSU	40 93					106	A	North Carolina	54 84
												125	A	Southern Miss.	43 70
												217	A	Texas Southern	48 52
												219	H	Grambling	45 60
												228	A	Samford	49 63
												233	H	Southern U.	75 70
												247	A	Ark.-Pine Bluff	74 62
												247	H	Ark.-Pine Bluff	51 52
												277	A	Savannah St.	39 54
												292	A	Prairie View	75 61
												300	A	Alcorn	62 56
												300	H	Alcorn	72 54
												310	A	Mississippi Val.	79 73
												310	H	Mississippi Val.	71 57
												346	H	Jackson St.	73 64
												349	A	Alabama A&M	52 37
												349	H	Alabama A&M	62 35
LAST 12 Division I GAMES:															
300	A	Alcorn	62 56	233	H	Southern U.	75 70								
349	H	Alabama A&M	62 35	300	H	Alcorn	72 54								
310	H	Mississippi Val.	71 57	349	A	Alabama A&M	52 37								
247	H	Ark.-Pine Bluff	51 52	310	A	Mississippi Val.	79 73								
292	A	Prairie View	75 61	247	A	Ark.-Pine Bluff	74 62								
217	A	Texas Southern	48 52	346	H	Jackson St.	73 64								

Non-Div I Games: Mobile 84 45

Alabama St.

■ Loss,
 ■ Non-Conf,
 ■ S Site,
 ■ Home
 ■ A Away
 N Neutral

Average RPI Win:	226	WON-LOST	WINNING	LAST 10	STRENGTH OF	OPP. STRENGTH	TEAM	ADJ.	CONF.	ADJ CONF.
Average RPI Loss:	132	RECORD	PCT. RANK	GAMES	SCHEDULE	OF SCHEDULE	RPI	RPI	RPI	RPI
DIV. I ONLY	15- 11	130	8- 2	186	195	140	140	22	22	
DIV. I NON-CONF.	5- 7	205	0- 0	169	124	184	184	22	22	
TOTALS	RPI 1-25	RPI 26-50	W-L RECORDS	RPI 51-100	RPI 101-150	RPI 150+				
15- 11	0- 2	0- 0	OVERALL	1- 2	1- 3	13- 4				
11- 1	0- 0	0- 0	HOME	1- 0	1- 0	9- 1				
4- 9	0- 1	0- 0	AWAY	0- 2	0- 3	4- 3				
0- 1	0- 1	0- 0	NEUTRAL	0- 0	0- 0	0- 0				
5- 7	0- 2	0- 0	NON-CONFERENCE	0- 1	0- 2	5- 2				
4- 0	0- 0	0- 0	HOME	0- 0	0- 0	4- 0				
1- 6	0- 1	0- 0	AWAY	0- 1	0- 2	1- 2				
0- 1	0- 1	0- 0	NEUTRAL	0- 0	0- 0	0- 0				
10- 4	0- 0	0- 0	CONFERENCE	1- 1	1- 1	8- 2				
7- 1	0- 0	0- 0	HOME	1- 0	1- 0	5- 1				
3- 3	0- 0	0- 0	AWAY	0- 1	0- 1	3- 1				
0- 0	0- 0	0- 0	NEUTRAL	0- 0	0- 0	0- 0				

RPI 1-25				RPI 26-50				RPI 51-100				RPI 101+ Team's RPI: 140			
RPI	S	Opponent	Score	RPI	S	Opponent	Score	RPI	S	Opponent	Score	RPI	S	Opponent	Score
15	A	Kentucky	46 70					72	A	St. John's (NY)	36 54	120	A	Fordham	82 89
18	N	Miami (FL)	53 77					73	A	New Hampshire	58 71	141	A	Maine	71 84
								73	H	New Hampshire	64 55	141	H	Maine	64 60
												142	A	Yale	53 64
												157	H	Army West Point	65 59
												171	H	Hartford	82 71
												178	H	Siena	88 86
												186	H	Fairfield	59 45
												201	A	UMBC	60 63
												201	H	UMBC	56 64
												215	A	Binghamton	67 61
												215	H	Binghamton	80 63
												231	A	St. Bonaventure	59 67
												238	A	Dartmouth	61 69
												239	H	Boston U.	69 54
												255	A	Stony Brook	75 57
												255	H	Stony Brook	64 54
												281	H	Vermont	64 53
												334	A	Wagner	75 50
												344	A	UMass Lowell	79 60
												344	H	UMass Lowell	93 69
LAST 12 Division I GAMES:															
141	H	Maine	64 60	171	H	Hartford	82 71								
201	A	UMBC	60 63	281	H	Vermont	64 53								
215	H	Binghamton	80 63	141	A	Maine	71 84								
73	H	New Hampshire	64 55	215	A	Binghamton	67 61								
255	A	Stony Brook	75 57	201	H	UMBC	56 64								
344	A	UMass Lowell	79 60	73	A	New Hampshire	58 71								

Non-Div I Games: Post 85 61

Albany (NY)

■ Loss,
 ■ Non-Conf,
 ■ S Site,
 ■ H Home
 ■ A Away
 N Neutral

Average RPI Win: 304	WON-LOST	WINNING	LAST 10	STRENGTH OF	OPP. STRENGTH	TEAM	ADJ.	CONF.	ADJ CONF.
Average RPI Loss: 181	RECORD	PCT. RANK	GAMES	SCHEDULE	OF SCHEDULE	RPI	RPI	RPI	RPI
DIV. I ONLY	8- 17	267	2- 4	284	329	300	300	30	30
DIV. I NON-CONF.	0- 11	335	0- 1	119	237	323	323	30	30
TOTALS	RPI 1-25	RPI 26-50	W-L RECORDS	RPI 51-100	RPI 101-150	RPI 150+			
8- 17	0- 0	0- 0	OVERALL	0- 1	0- 6	8- 10			
5- 5	0- 0	0- 0	HOME	0- 0	0- 1	5- 4			
3- 11	0- 0	0- 0	AWAY	0- 0	0- 2	3- 2			
0- 1	0- 0	0- 0	NEUTRAL	0- 0	0- 0	0- 1			
0- 11	0- 0	0- 0	NON-CONFERENCE	0- 1	0- 6	0- 4			
0- 2	0- 0	0- 0	HOME	0- 0	0- 1	0- 1			
0- 8	0- 0	0- 0	AWAY	0- 1	0- 5	0- 2			
0- 1	0- 0	0- 0	NEUTRAL	0- 0	0- 0	0- 1			
8- 6	0- 0	0- 0	CONFERENCE	0- 0	0- 0	8- 6			
5- 3	0- 0	0- 0	HOME	0- 0	0- 0	5- 3			
3- 3	0- 0	0- 0	AWAY	0- 0	0- 0	3- 3			
0- 0	0- 0	0- 0	NEUTRAL	0- 0	0- 0	0- 0			

RPI S	Opponent	Score	RPI S	Opponent	Score	RPI S	Opponent	Score	RPI S	Opponent	Score	Team's RPI: 300
						98	A Texas Tech	37 90	111	A Arizona	59 74	
									116	A Central Ark.	45 59	
									116	H Central Ark.	57 71	
									125	A Southern Miss.	56 99	
									131	A Alabama	43 93	
									137	A TCU	39 95	
									173	A Houston	70 85	
									209	A Alabama St.	54 72	
									209	H Alabama St.	56 62	
									217	H Texas Southern	53 57	
									218	A Grand Canyon	44 77	
									219	A Grambling	63 86	
									219	H Grambling	63 67	
									233	H Southern U.	69 63	
									247	A Ark.-Pine Bluff	56 61	
									247	H Ark.-Pine Bluff	70 48	
									249	H Jacksonville St.	66 70	
									278	N Southeast Mo. St.	50 68	
									292	H Prairie View	62 55	
									310	A Mississippi Val.	68 60	
									310	H Mississippi Val.	69 49	
									346	A Jackson St.	70 53	
									346	H Jackson St.	74 51	
									349	A Alabama A&M	73 57	
LAST 12 Division I GAMES:												
			278	N Southeast Mo. St.	50 68				233	H Southern U.	69 63	
			209	H Alabama St.	56 62				349	A Alabama A&M	73 57	
			247	A Ark.-Pine Bluff	56 61				209	A Alabama St.	54 72	
			310	A Mississippi Val.	68 60				247	H Ark.-Pine Bluff	70 48	
			219	H Grambling	63 67				310	H Mississippi Val.	69 49	
			346	H Jackson St.	74 51				219	A Grambling	63 86	

Non-Div I Games:

Alcorn

■ Loss,
 ■ Non-Conf,
 ■ S Site,
 ■ Home
 ■ Away
 N Neutral

Average RPI Win:	239	WON-LOST	WINNING	LAST 10	STRENGTH OF	OPP. STRENGTH	TEAM	ADJ.	CONF.	ADJ CONF.
Average RPI Loss:	168	RECORD	PCT. RANK	GAMES	SCHEDULE	OF SCHEDULE	RPI	RPI	RPI	RPI
DIV. I ONLY	12- 14	195	5- 5	215	252	210	210	23	23	
DIV. I NON-CONF.	3- 8	262	0- 0	106	190	222	222	25	25	
TOTALS	RPI 1-25	RPI 26-50	W-L RECORDS	RPI 51-100	RPI 101-150	RPI 150+				
12- 14	0- 0	1- 1	OVERALL	1- 2	0- 3	10- 8				
7- 4	0- 0	1- 0	HOME	1- 0	0- 2	5- 2				
5- 8	0- 0	0- 1	AWAY	0- 2	0- 0	5- 5				
0- 2	0- 0	0- 0	NEUTRAL	0- 0	0- 1	0- 1				
3- 8	0- 0	1- 1	NON-CONFERENCE	0- 1	0- 3	2- 3				
2- 2	0- 0	1- 0	HOME	0- 0	0- 2	1- 0				
1- 4	0- 0	0- 1	AWAY	0- 1	0- 0	1- 2				
0- 2	0- 0	0- 0	NEUTRAL	0- 0	0- 1	0- 1				
9- 6	0- 0	0- 0	CONFERENCE	1- 1	0- 0	8- 5				
5- 2	0- 0	0- 0	HOME	1- 0	0- 0	4- 2				
4- 4	0- 0	0- 0	AWAY	0- 1	0- 0	4- 3				
0- 0	0- 0	0- 0	NEUTRAL	0- 0	0- 0	0- 0				

RPI 1-25			RPI 26-50			RPI 51-100			RPI 101+			Team's RPI: 210
RPI	S	Opponent	Score	RPI	S	Opponent	Score	RPI	S	Opponent	Score	
37	A	Michigan	33 82	68	A	Bucknell	67 73	128	H	Delaware	55 56	
48	H	George Washington	66 61	68	H	Bucknell	59 47	135	N	VCU	62 68	
				74	A	Penn St.	65 70	149	H	William & Mary	34 48	
								157	A	Army West Point	51 53	
								157	H	Army West Point	57 68	
								164	A	La Salle	59 63	
								180	A	Hofstra	67 72	
								201	H	UMBC	70 53	
								239	A	Boston U.	62 71	
								239	H	Boston U.	73 62	
								245	N	Georgia St.	58 59	
								252	A	Colgate	73 62	
								252	H	Colgate	68 57	
								261	A	Loyola Maryland	60 45	
								301	A	Lehigh	70 58	
								301	H	Lehigh	68 51	
								309	A	Youngstown St.	77 64	
								312	A	Holy Cross	46 51	
								312	H	Holy Cross	60 61	
								319	A	Lafayette	76 52	
								319	H	Lafayette	75 45	
LAST 12 Division I GAMES:												
312	A	Holy Cross	46 51	252	A	Colgate	73 62					
319	H	Lafayette	75 45	312	H	Holy Cross	60 61					
157	H	Army West Point	57 68	319	A	Lafayette	76 52					
239	A	Boston U.	62 71	157	A	Army West Point	51 53					
301	A	Lehigh	70 58	239	H	Boston U.	73 62					
68	H	Bucknell	59 47	301	H	Lehigh	68 51					

Non-Div I Games:

American

■ Loss,
 ■ Non-Conf, S Site,
 ■ Home
 ■ Away
 N Neutral

Appalachian St.

Through Games Of Feb. 19, 2017

Average RPI Win:	257	WON-LOST	WINNING	LAST 10	STRENGTH OF	OPP. STRENGTH	TEAM	ADJ.	CONF.	ADJ CONF.
Average RPI Loss:	138	RECORD	PCT. RANK	GAMES	SCHEDULE	OF SCHEDULE	RPI	RPI	RPI	RPI
DIV. I ONLY	10- 16	238	3- 7	164	230	208	208	21	21	
DIV. I NON-CONF.	5- 6	186	0- 0	146	221	168	168	19	19	
TOTALS	RPI 1-25	RPI 26-50	W-L RECORDS	RPI 51-100	RPI 101-150	RPI 150+				
10- 16	0- 2	0- 2	OVERALL	0- 1	0- 4	10- 7				
4- 6	0- 0	0- 1	HOME	0- 0	0- 2	4- 3				
5- 10	0- 2	0- 1	AWAY	0- 1	0- 2	5- 4				
1- 0	0- 0	0- 0	NEUTRAL	0- 0	0- 0	1- 0				
5- 6	0- 2	0- 0	NON-CONFERENCE	0- 1	0- 1	5- 2				
2- 2	0- 0	0- 0	HOME	0- 0	0- 1	2- 1				
2- 4	0- 2	0- 0	AWAY	0- 1	0- 0	2- 1				
1- 0	0- 0	0- 0	NEUTRAL	0- 0	0- 0	1- 0				
5- 10	0- 0	0- 2	CONFERENCE	0- 0	0- 3	5- 5				
2- 4	0- 0	0- 1	HOME	0- 0	0- 1	2- 2				
3- 6	0- 0	0- 1	AWAY	0- 0	0- 2	3- 3				
0- 0	0- 0	0- 0	NEUTRAL	0- 0	0- 0	0- 0				

RPI 1-25				RPI 26-50				RPI 51-100				RPI 101+ Team's RPI: 208			
RPI	S	Opponent	Score	RPI	S	Opponent	Score	RPI	S	Opponent	Score	RPI	S	Opponent	Score
17	A	Tennessee	66 92	49	A	Little Rock	55 67	52	A	Georgia Tech	52 81	104	A	Troy	77 86
19	A	DePaul	58 99	49	H	Little Rock	69 77					105	A	UT Arlington	63 74
												105	H	UT Arlington	62 73
												134	H	Radford	54 57
												172	A	Texas St.	66 64
												172	H	Texas St.	37 53
												192	A	ETSU	71 68
												194	H	Col. of Charleston	62 65
												225	A	Richmond	46 55
												227	A	Ga. Southern	50 53
												227	H	Ga. Southern	73 48
												241	A	South Ala.	41 54
												242	A	Liberty	66 57
												245	A	Georgia St.	67 63
												245	H	Georgia St.	55 59
												246	H	UNC Asheville	81 51
												271	A	Coastal Caro.	55 60
												280	H	N.C. A&T	71 58
												313	N	Gardner-Webb	72 67
												326	A	Arkansas St.	81 72
												326	H	Arkansas St.	76 50
LAST 12 Division I GAMES:															
241	A	South Ala.	41 54	105	H	UT Arlington	62 73								
104	A	Troy	77 86	172	H	Texas St.	37 53								
245	H	Georgia St.	55 59	227	A	Ga. Southern	50 53								
227	H	Ga. Southern	73 48	245	A	Georgia St.	67 63								
326	A	Arkansas St.	81 72	271	A	Coastal Caro.	55 60								
49	A	Little Rock	55 67	49	H	Little Rock	69 77								

Non-Div I Games:

Appalachian St.

■ Loss,
■ Non-Conf, S Site,
■ Home
■ Away
N Neutral

Arizona

Through Games Of Feb. 19, 2017

Average RPI Win:	187	WON-LOST	WINNING	LAST 10	STRENGTH OF	OPP. STRENGTH	TEAM	ADJ.	CONF.	ADJ CONF.
Average RPI Loss:	52	RECORD	PCT. RANK	GAMES	SCHEDULE	OF SCHEDULE	RPI	RPI	RPI	RPI
DIV. I ONLY	13- 14	181	2- 8	63	40	111	111	1	1	
DIV. I NON-CONF.	9- 2	37	0- 0	308	298	129	129	1	1	
TOTALS	RPI 1-25	RPI 26-50	W-L RECORDS	RPI 51-100	RPI 101-150	RPI 150+				
13- 14	0- 6	1- 2	OVERALL	3- 4	0- 0	9- 2				
8- 6	0- 3	1- 1	HOME	1- 1	0- 0	6- 1				
5- 8	0- 3	0- 1	AWAY	2- 3	0- 0	3- 1				
0- 0	0- 0	0- 0	NEUTRAL	0- 0	0- 0	0- 0				
9- 2	0- 0	0- 0	NON-CONFERENCE	0- 0	0- 0	9- 2				
6- 1	0- 0	0- 0	HOME	0- 0	0- 0	6- 1				
3- 1	0- 0	0- 0	AWAY	0- 0	0- 0	3- 1				
0- 0	0- 0	0- 0	NEUTRAL	0- 0	0- 0	0- 0				
4- 12	0- 6	1- 2	CONFERENCE	3- 4	0- 0	0- 0				
2- 5	0- 3	1- 1	HOME	1- 1	0- 0	0- 0				
2- 7	0- 3	0- 1	AWAY	2- 3	0- 0	0- 0				
0- 0	0- 0	0- 0	NEUTRAL	0- 0	0- 0	0- 0				

RPI	S	Opponent	Score	RPI	S	Opponent	Score	RPI	S	Opponent	Score	RPI	S	Opponent	Score	Team's RPI: 111
5	H	Oregon St.	57 65	28	A	Arizona St.	54 67	62	A	Southern California	54 58	153	A	Kansas	51 75	
6	A	Washington	55 91	28	H	Arizona St.	62 58	70	A	California	60 71	163	A	New Mexico St.	74 63	
6	H	Washington	73 90	31	H	Oregon	65 79	70	H	California	64 74	183	A	George Mason	81 70	
10	A	Stanford	46 73					75	A	Utah	81 70	189	H	North Texas	58 62	
10	H	Stanford	55 77					79	A	Colorado	56 65	191	H	Utah St.	61 57	
12	A	UCLA	49 69					95	A	Washington St.	70 62	219	H	Grambling	73 46	
								95	H	Washington St.	56 55	229	H	San Diego	76 59	
												232	H	Portland St.	75 52	
												294	A	Southern Utah	77 65	
												300	H	Alcorn	74 59	
												328	H	Fla. Atlantic	77 67	
LAST 12 Division I GAMES:																
28	A	Arizona St.	54 67	12	A	UCLA	49 69									
28	H	Arizona St.	62 58	62	A	Southern California	54 58									
95	A	Washington St.	70 62	70	A	California	60 71									
6	A	Washington	55 91	10	A	Stanford	46 73									
5	H	Oregon St.	57 65	95	H	Washington St.	56 55									
31	H	Oregon	65 79	6	H	Washington	73 90									

Non-Div I Games:

Arizona

Loss, Non-Conf, S Site, H Home A Away N Neutral

Average RPI Win:	122	WON-LOST	WINNING	LAST 10	STRENGTH OF	OPP. STRENGTH	TEAM	ADJ.	CONF.	ADJ CONF.
Average RPI Loss:	28	RECORD	PCT. RANK	GAMES	SCHEDULE	OF SCHEDULE	RPI	RPI	RPI	RPI
DIV. I ONLY	17- 10	103	4- 6	22	5	28	28	1	1	
DIV. I NON-CONF.	9- 2	37	0- 0	83	56	29	29	1	1	
TOTALS	RPI 1-25	RPI 26-50	W-L RECORDS	RPI 51-100	RPI 101-150	RPI 150+				
17- 10	1- 7	1- 1	OVERALL	9- 1	2- 1	4- 0				
10- 3	0- 3	1- 0	HOME	3- 0	2- 0	4- 0				
6- 6	1- 3	0- 1	AWAY	5- 1	0- 1	0- 0				
1- 1	0- 1	0- 0	NEUTRAL	1- 0	0- 0	0- 0				
9- 2	1- 1	0- 1	NON-CONFERENCE	3- 0	1- 0	4- 0				
6- 0	0- 0	0- 0	HOME	1- 0	1- 0	4- 0				
2- 1	1- 0	0- 1	AWAY	1- 0	0- 0	0- 0				
1- 1	0- 1	0- 0	NEUTRAL	1- 0	0- 0	0- 0				
8- 8	0- 6	1- 0	CONFERENCE	6- 1	1- 1	0- 0				
4- 3	0- 3	1- 0	HOME	2- 0	1- 0	0- 0				
4- 5	0- 3	0- 0	AWAY	4- 1	0- 1	0- 0				
0- 0	0- 0	0- 0	NEUTRAL	0- 0	0- 0	0- 0				

RPI 1-25				RPI 26-50				Team's RPI: 28				RPI 51-100				RPI 101+			
RPI	S	Opponent	Score	RPI	S	Opponent	Score	RPI	S	Opponent	Score	RPI	S	Opponent	Score	RPI	S	Opponent	Score
5	H	Oregon St.	45 54	31	H	Oregon	68 63	62	A	Southern California	50 65	111	A	Arizona	58 62				
6	A	Washington	57 70	40	A	Marquette	63 75	70	A	California	54 45	111	H	Arizona	67 54				
6	H	Washington	54 65					70	H	California	72 62	147	H	Oral Roberts	79 52				
10	A	Stanford	56 66					72	N	St. John's (NY)	54 41	195	H	San Jose St.	82 37				
10	H	Stanford	57 64					75	A	Utah	66 44	239	H	Boston U.	71 42				
12	A	UCLA	60 69					76	A	Middle Tenn.	69 48	307	H	Illinois St.	76 40				
15	A	Kentucky	73 71					79	A	Colorado	71 52	312	H	Holy Cross	63 33				
21	N	Maryland	42 83					81	H	Florida	69 63								
								95	A	Washington St.	61 58								
								95	H	Washington St.	68 49								
LAST 12 Division I GAMES:																			
111	H	Arizona	67 54	62	A	Southern California	50 65												
111	A	Arizona	58 62	12	A	UCLA	60 69												
6	A	Washington	57 70	10	A	Stanford	56 66												
95	A	Washington St.	61 58	70	A	California	54 45												
31	H	Oregon	68 63	6	H	Washington	54 65												
5	H	Oregon St.	45 54	95	H	Washington St.	68 49												

Non-Div I Games:

Arizona St.

■ Loss,
■ Non-Conf,
■ S Site,
■ H Home
■ A Away
N Neutral

Average RPI Win:	285	WON-LOST	WINNING	LAST 10	STRENGTH OF	OPP. STRENGTH	TEAM	ADJ.	CONF.	ADJ CONF.
Average RPI Loss:	186	RECORD	PCT. RANK	GAMES	SCHEDULE	OF SCHEDULE	RPI	RPI	RPI	RPI
DIV. I ONLY	10- 13	215	8- 2	296	324	247	247	30	30	
DIV. I NON-CONF.	1- 8	314	0- 0	113	184	275	275	30	30	
TOTALS	RPI 1-25	RPI 26-50	W-L RECORDS	RPI 51-100	RPI 101-150	RPI 150+				
10- 13	0- 1	0- 1	OVERALL	0- 0	0- 2	10- 9				
5- 3	0- 0	0- 0	HOME	0- 0	0- 0	5- 3				
4- 9	0- 1	0- 1	AWAY	0- 0	0- 2	4- 5				
1- 1	0- 0	0- 0	NEUTRAL	0- 0	0- 0	1- 1				
1- 8	0- 1	0- 1	NON-CONFERENCE	0- 0	0- 2	1- 4				
0- 1	0- 0	0- 0	HOME	0- 0	0- 0	0- 1				
0- 6	0- 1	0- 1	AWAY	0- 0	0- 2	0- 2				
1- 1	0- 0	0- 0	NEUTRAL	0- 0	0- 0	1- 1				
9- 5	0- 0	0- 0	CONFERENCE	0- 0	0- 0	9- 5				
5- 2	0- 0	0- 0	HOME	0- 0	0- 0	5- 2				
4- 3	0- 0	0- 0	AWAY	0- 0	0- 0	4- 3				
0- 0	0- 0	0- 0	NEUTRAL	0- 0	0- 0	0- 0				

RPI 1-25				RPI 26-50				RPI 51-100				RPI 101+ Team's RPI: 247			
RPI	S	Opponent	Score	RPI	S	Opponent	Score	RPI	S	Opponent	Score	RPI	S	Opponent	Score
5	A	Oregon St.	40 73	33	A	South Dakota St.	45 103					129	A	Ball St.	60 88
												138	A	Cincinnati	42 72
												187	A	Xavier	41 62
												188	A	Illinois	58 70
												199	N	Campbell	31 51
												209	A	Alabama St.	52 51
												209	H	Alabama St.	62 74
												217	A	Texas Southern	71 60
												217	H	Texas Southern	49 45
												219	A	Grambling	54 56
												233	A	Southern U.	50 67
												233	H	Southern U.	63 59
												272	H	Austin Peay	55 69
												292	H	Prairie View	64 47
												300	A	Alcorn	48 70
												300	H	Alcorn	61 56
												310	H	Mississippi Val.	63 73
												336	N	Morgan St.	53 44
												346	A	Jackson St.	78 71
												349	A	Alabama A&M	65 55
												349	H	Alabama A&M	61 57
LAST 12 Division I GAMES:															
217	A	Texas Southern	71 60	219	A	Grambling	54 56								
300	H	Alcorn	61 56	292	H	Prairie View	64 47								
233	H	Southern U.	63 59	217	H	Texas Southern	49 45								
349	A	Alabama A&M	65 55	300	A	Alcorn	48 70								
209	A	Alabama St.	52 51	233	A	Southern U.	50 67								
346	A	Jackson St.	78 71	349	H	Alabama A&M	61 57								

Non-Div I Games: Philander Smith 88 65 Tougaloo 71 60

Ark.-Pine Bluff

■ Loss,
 ■ Non-Conf,
 ■ S Site,
 ■ Home
 ■ A Away
 N Neutral

Arkansas

Through Games Of Feb. 19, 2017

Average RPI Win:	191	WON-LOST	WINNING	LAST 10	STRENGTH OF	OPP. STRENGTH	TEAM	ADJ.	CONF.	ADJ CONF.
Average RPI Loss:	54	RECORD	PCT. RANK	GAMES	SCHEDULE	OF SCHEDULE	RPI	RPI	RPI	RPI
DIV. I ONLY	13- 14	181	2- 8	80	52	143	143	2	2	
DIV. I NON-CONF.	11- 2	23	0- 0	280	232	100	100	2	2	
TOTALS	RPI 1-25	RPI 26-50	W-L RECORDS	RPI 51-100	RPI 101-150	RPI 150+				
13- 14	0- 7	0- 2	OVERALL	3- 2	4- 2	6- 1				
9- 7	0- 4	0- 1	HOME	3- 1	1- 1	5- 0				
2- 7	0- 3	0- 1	AWAY	0- 1	1- 1	1- 1				
2- 0	0- 0	0- 0	NEUTRAL	0- 0	2- 0	0- 0				
11- 2	0- 0	0- 0	NON-CONFERENCE	2- 0	3- 1	6- 1				
8- 1	0- 0	0- 0	HOME	2- 0	1- 1	5- 0				
1- 1	0- 0	0- 0	AWAY	0- 0	0- 0	1- 1				
2- 0	0- 0	0- 0	NEUTRAL	0- 0	2- 0	0- 0				
2- 12	0- 7	0- 2	CONFERENCE	1- 2	1- 1	0- 0				
1- 6	0- 4	0- 1	HOME	1- 1	0- 0	0- 0				
1- 6	0- 3	0- 1	AWAY	0- 1	1- 1	0- 0				
0- 0	0- 0	0- 0	NEUTRAL	0- 0	0- 0	0- 0				

RPI S	Opponent	Score	RPI S	Opponent	Score	RPI S	Opponent	Score	RPI S	Opponent	Score	Team's RPI: 143
3	H Mississippi St.	51 59	30	A LSU	46 53	63	H South Dakota	70 67	115	H Stetson	79 62	
4	H South Carolina	49 79	30	H LSU	52 53	81	A Florida	53 57	117	N Navy	70 67	
15	H Kentucky	62 69				87	H Georgia	66 69	118	A Ole Miss	64 73	
17	A Tennessee	46 59				91	H Vanderbilt	59 56	131	A Alabama	68 50	
20	A Texas A&M	65 90				98	H Texas Tech	66 60	147	H Oral Roberts	60 70	
22	A Missouri	56 67							150	N Memphis	91 61	
22	H Missouri	46 60							156	A Missouri St.	62 64	
									159	A Tulsa	57 50	
									250	H Butler	68 50	
									299	H Northwestern St.	65 36	
									329	H La.-Monroe	92 46	
									341	H Houston Baptist	101 40	
									343	H Sam Houston St.	71 39	
LAST 12 Division I GAMES:												
17	A Tennessee	46 59	30	A LSU	46 53							
15	H Kentucky	62 69	22	H Missouri	46 60							
22	A Missouri	56 67	91	H Vanderbilt	59 56							
81	A Florida	53 57	131	A Alabama	68 50							
4	H South Carolina	49 79	20	A Texas A&M	65 90							
87	H Georgia	66 69	30	H LSU	52 53							

Non-Div I Games:

Arkansas

■ Loss,
 ■ Non-Conf,
 S Site,
 ■ Home
 ■ Away
 N Neutral

Average RPI Win:	255	WON-LOST	WINNING	LAST 10	STRENGTH OF	OPP. STRENGTH	TEAM	ADJ.	CONF.	ADJ CONF.
Average RPI Loss:	162	RECORD	PCT. RANK	GAMES	SCHEDULE	OF SCHEDULE	RPI	RPI	RPI	RPI
DIV. I ONLY	5- 21	320	2- 8	262	148	326	326	21	21	
DIV. I NON-CONF.	2- 10	305	0- 0	274	59	319	319	19	19	
TOTALS	RPI 1-25	RPI 26-50	W-L RECORDS	RPI 51-100	RPI 101-150	RPI 150+				
5- 21	0- 0	0- 3	OVERALL	0- 4	0- 2	5- 12				
4- 6	0- 0	0- 2	HOME	0- 1	0- 1	4- 2				
0- 13	0- 0	0- 1	AWAY	0- 2	0- 1	0- 9				
1- 2	0- 0	0- 0	NEUTRAL	0- 1	0- 0	1- 1				
2- 10	0- 0	0- 1	NON-CONFERENCE	0- 4	0- 0	2- 5				
1- 2	0- 0	0- 1	HOME	0- 1	0- 0	1- 0				
0- 6	0- 0	0- 0	AWAY	0- 2	0- 0	0- 4				
1- 2	0- 0	0- 0	NEUTRAL	0- 1	0- 0	1- 1				
3- 11	0- 0	0- 2	CONFERENCE	0- 0	0- 2	3- 7				
3- 4	0- 0	0- 1	HOME	0- 0	0- 1	3- 2				
0- 7	0- 0	0- 1	AWAY	0- 0	0- 1	0- 5				
0- 0	0- 0	0- 0	NEUTRAL	0- 0	0- 0	0- 0				

RPI S	Opponent	Score	RPI S	Opponent	Score	RPI S	Opponent	Score	RPI S	Opponent	Score	Team's RPI: 326
34	H South Fla.	59 78	65	A Iowa St.	53 105	104	H Troy	75 83				
49	A Little Rock	59 73	69	A Oklahoma St.	34 76	105	A UT Arlington	58 69				
49	H Little Rock	35 60	70	N California	55 80	159	H Tulsa	83 80				
			81	H Florida	60 71	160	A Louisiana	60 72				
						160	H Louisiana	72 80				
						172	A Texas St.	43 63				
						197	A Wichita St.	51 69				
						208	A Appalachian St.	50 76				
						208	H Appalachian St.	72 81				
						234	A UT Martin	63 68				
						241	H South Ala.	56 53				
						266	A Tennessee St.	66 76				
						271	A Coastal Caro.	55 57				
						271	H Coastal Caro.	60 52				
						272	A Austin Peay	55 62				
						274	N Kennesaw St.	70 67				
						293	N Northern Ky.	78 83				
						329	A La.-Monroe	51 59				
						329	H La.-Monroe	71 56				
LAST 12 Division I GAMES:												
49	H Little Rock	35 60	160	A Louisiana	60 72							
105	A UT Arlington	58 69	104	H Troy	75 83							
172	A Texas St.	43 63	241	H South Ala.	56 53							
208	H Appalachian St.	72 81	49	A Little Rock	59 73							
271	H Coastal Caro.	60 52	271	A Coastal Caro.	55 57							
329	A La.-Monroe	51 59	208	A Appalachian St.	50 76							

Non-Div I Games:

Arkansas St.

■ Loss,
■ Non-Conf,
■ S Site,
■ H Home
■ A Away
N Neutral

Army West Point

Through Games Of Feb. 19, 2017

Average RPI Win:	273	WON-LOST	WINNING	LAST 10	STRENGTH OF	OPP. STRENGTH	TEAM	ADJ.	CONF.	ADJ CONF.
Average RPI Loss:	120	RECORD	PCT. RANK	GAMES	SCHEDULE	OF SCHEDULE	RPI	RPI	RPI	RPI
DIV. I ONLY	18- 7	59	7- 3	327	255	157	157	23	23	
DIV. I NON-CONF.	8- 2	49	0- 0	342	276	160	160	25	25	
TOTALS	RPI 1-25	RPI 26-50	W-L RECORDS	RPI 51-100	RPI 101-150	RPI 150+				
18- 7	0- 0	0- 0	OVERALL	0- 3	2- 3	16- 1				
10- 2	0- 0	0- 0	HOME	0- 1	1- 1	9- 0				
8- 5	0- 0	0- 0	AWAY	0- 2	1- 2	7- 1				
0- 0	0- 0	0- 0	NEUTRAL	0- 0	0- 0	0- 0				
8- 2	0- 0	0- 0	NON-CONFERENCE	0- 1	2- 1	6- 0				
5- 0	0- 0	0- 0	HOME	0- 0	1- 0	4- 0				
3- 2	0- 0	0- 0	AWAY	0- 1	1- 1	2- 0				
0- 0	0- 0	0- 0	NEUTRAL	0- 0	0- 0	0- 0				
10- 5	0- 0	0- 0	CONFERENCE	0- 2	0- 2	10- 1				
5- 2	0- 0	0- 0	HOME	0- 1	0- 1	5- 0				
5- 3	0- 0	0- 0	AWAY	0- 1	0- 1	5- 1				
0- 0	0- 0	0- 0	NEUTRAL	0- 0	0- 0	0- 0				

RPI 1-25			RPI 26-50			RPI 51-100				RPI 101+		Team's RPI: 157
RPI	S	Opponent	Score	RPI	S	Opponent	Score	RPI	S	Opponent	Score	
								67	A	Minnesota	52 70	
								68	A	Bucknell	62 68	
								68	H	Bucknell	56 60	

Non-Div I Games: Mercy 90 48

Army West Point

Loss, Non-Conf, S Site, H Home A Away N Neutral

Average RPI Win: 130	WON-LOST	WINNING	LAST 10	STRENGTH OF	OPP. STRENGTH	TEAM	ADJ.	CONF.	ADJ CONF.
Average RPI Loss: 40	RECORD	PCT. RANK	GAMES	SCHEDULE	OF SCHEDULE	RPI	RPI	RPI	RPI
DIV. I ONLY	15- 12	142	3- 7	7	41	36	36	2	2
DIV. I NON-CONF.	10- 4	80	0- 0	32	105	33	33	2	2
TOTALS	RPI 1-25	RPI 26-50	W-L RECORDS	RPI 51-100	RPI 101-150	RPI 150+			
15- 12	1- 7	2- 1	OVERALL	3- 3	4- 1	5- 0			
6- 5	1- 3	1- 0	HOME	1- 2	2- 0	1- 0			
6- 6	0- 4	0- 1	AWAY	2- 0	1- 1	3- 0			
3- 1	0- 0	1- 0	NEUTRAL	0- 1	1- 0	1- 0			
10- 4	0- 1	2- 1	NON-CONFERENCE	1- 2	2- 0	5- 0			
4- 1	0- 0	1- 0	HOME	1- 1	1- 0	1- 0			
3- 2	0- 1	0- 1	AWAY	0- 0	0- 0	3- 0			
3- 1	0- 0	1- 0	NEUTRAL	0- 1	1- 0	1- 0			
5- 8	1- 6	0- 0	CONFERENCE	2- 1	2- 1	0- 0			
2- 4	1- 3	0- 0	HOME	0- 1	1- 0	0- 0			
3- 4	0- 3	0- 0	AWAY	2- 0	1- 1	0- 0			
0- 0	0- 0	0- 0	NEUTRAL	0- 0	0- 0	0- 0			

RPI S	Opponent	Score	RPI S	Opponent	Score	Team's RPI: 36	RPI S	Opponent	Score	RPI S	Opponent	Score
3	H Mississippi St.	47 77	35	N Drake	85 80		56	N West Virginia	52 56	104	H Troy	61 52
4	A South Carolina	41 60	44	A Tulane	59 61		81	A Florida	82 75	118	A Ole Miss	59 63
4	H South Carolina	47 73	47	H Indiana	71 67		85	H Virginia Tech	87 92	118	H Ole Miss	83 60
15	H Kentucky	60 64					87	H Georgia	51 57	129	N Ball St.	54 40
17	H Tennessee	79 61					91	A Vanderbilt	64 59	131	A Alabama	66 55
20	A Texas A&M	61 66					96	H Jacksonville	53 41	158	A East Carolina	61 52
22	A Missouri	53 68								161	A Louisiana Tech	76 66
24	A Kansas St.	66 71								224	N Marist	52 51
										277	H Savannah St.	75 46
										280	A N.C. A&T	68 36
LAST 12 Division I GAMES:												
118	A Ole Miss	59 63	22	A Missouri	53 68							
87	H Georgia	51 57	15	H Kentucky	60 64							
4	A South Carolina	41 60	17	H Tennessee	79 61							
20	A Texas A&M	61 66	91	A Vanderbilt	64 59							
3	H Mississippi St.	47 77	118	H Ole Miss	83 60							
131	A Alabama	66 55	4	H South Carolina	47 73							

Non-Div I Games:

Auburn

Average RPI Win:	259	WON-LOST	WINNING	LAST 10	STRENGTH OF	OPP. STRENGTH	TEAM	ADJ.	CONF.	ADJ CONF.
Average RPI Loss:	190	RECORD	PCT. RANK	GAMES	SCHEDULE	OF SCHEDULE	RPI	RPI	RPI	RPI
DIV. I ONLY	10- 15	227	5- 5	281	267	272	272	26	26	
DIV. I NON-CONF.	4- 7	224	0- 0	247	224	268	268	26	26	
TOTALS	RPI 1-25	RPI 26-50	W-L RECORDS	RPI 51-100	RPI 101-150	RPI 150+				
10- 15	0- 0	0- 0	OVERALL	0- 3	0- 2	10- 10				
7- 5	0- 0	0- 0	HOME	0- 2	0- 0	7- 3				
3- 9	0- 0	0- 0	AWAY	0- 1	0- 2	3- 6				
0- 1	0- 0	0- 0	NEUTRAL	0- 0	0- 0	0- 1				
4- 7	0- 0	0- 0	NON-CONFERENCE	0- 2	0- 2	4- 3				
3- 2	0- 0	0- 0	HOME	0- 1	0- 0	3- 1				
1- 4	0- 0	0- 0	AWAY	0- 1	0- 2	1- 1				
0- 1	0- 0	0- 0	NEUTRAL	0- 0	0- 0	0- 1				
6- 8	0- 0	0- 0	CONFERENCE	0- 1	0- 0	6- 7				
4- 3	0- 0	0- 0	HOME	0- 1	0- 0	4- 2				
2- 5	0- 0	0- 0	AWAY	0- 0	0- 0	2- 5				
0- 0	0- 0	0- 0	NEUTRAL	0- 0	0- 0	0- 0				

RPI S	Opponent	Score	RPI S	Opponent	Score	RPI S	Opponent	Score	RPI S	Opponent	Score	Team's RPI: 272
57	H Western Ky.	65	85	113	A UCF	43	61					
60	H Belmont	71	80	118	A Ole Miss	38	66					
76	A Middle Tenn.	51	82	182	H Morehead St.	71	81					
				192	H ETSU	77	74					
				204	A SIUE	69	76					
				204	H SIUE	85	62					
				231	N St. Bonaventure	57	58					
				234	A UT Martin	80	83					
				235	H Miami (OH)	58	73					
				243	A Murray St.	62	67					
				243	H Murray St.	75	63					
				247	A Ark.-Pine Bluff	69	55					
				249	A Jacksonville St.	45	65					
				257	A Evansville	54	68					
				263	A Tennessee Tech	87	84					
				266	H Tennessee St.	79	63					
				274	H Kennesaw St.	68	49					
				278	H Southeast Mo. St.	84	74					
				296	A Eastern Ill.	69	59					
				296	H Eastern Ill.	73	78					
				298	A Eastern Ky.	71	80					
				326	H Arkansas St.	62	55					
LAST 12 Division I GAMES:												
296	H Eastern Ill.	73	78	234	A UT Martin	80	83					
204	A SIUE	69	76	243	H Murray St.	75	63					
243	A Murray St.	62	67	296	A Eastern Ill.	69	59					
266	H Tennessee St.	79	63	204	H SIUE	85	62					
298	A Eastern Ky.	71	80	249	A Jacksonville St.	45	65					
278	H Southeast Mo. St.	84	74	263	A Tennessee Tech	87	84					

Non-Div I Games: Trevecca Nazarene 69 51 Christian Bros. 76 57

Austin Peay

■ Loss,
 ■ Non-Conf,
 ■ S Site,
 ■ H Home
 ■ A Away
 N Neutral

Average RPI Win:	206	WON-LOST	WINNING	LAST 10	STRENGTH OF	OPP. STRENGTH	TEAM	ADJ.	CONF.	ADJ CONF.
Average RPI Loss:	89	RECORD	PCT. RANK	GAMES	SCHEDULE	OF SCHEDULE	RPI	RPI	RPI	RPI
DIV. I ONLY	17- 10	103	7- 3	138	99	92	92	14	14	
DIV. I NON-CONF.	6- 5	148	0- 0	52	13	79	79	13	13	
TOTALS	RPI 1-25	RPI 26-50	W-L RECORDS	RPI 51-100	RPI 101-150	RPI 150+				
17- 10	0- 3	0- 0	OVERALL	1- 3	3- 2	13- 2				
8- 2	0- 2	0- 0	HOME	0- 0	2- 0	6- 0				
6- 7	0- 0	0- 0	AWAY	0- 3	0- 2	6- 2				
3- 1	0- 1	0- 0	NEUTRAL	1- 0	1- 0	1- 0				
6- 5	0- 3	0- 0	NON-CONFERENCE	1- 2	1- 0	4- 0				
1- 2	0- 2	0- 0	HOME	0- 0	0- 0	1- 0				
2- 2	0- 0	0- 0	AWAY	0- 2	0- 0	2- 0				
3- 1	0- 1	0- 0	NEUTRAL	1- 0	1- 0	1- 0				
11- 5	0- 0	0- 0	CONFERENCE	0- 1	2- 2	9- 2				
7- 0	0- 0	0- 0	HOME	0- 0	2- 0	5- 0				
4- 5	0- 0	0- 0	AWAY	0- 1	0- 2	4- 2				
0- 0	0- 0	0- 0	NEUTRAL	0- 0	0- 0	0- 0				

RPI 1-25				RPI 26-50				RPI 51-100 Team's RPI: 92				RPI 101+			
RPI	S	Opponent	Score	RPI	S	Opponent	Score	RPI	S	Opponent	Score	RPI	S	Opponent	Score
5	N	Oregon St.	56 65					75	A	Utah	60 77	102	N	Saint Joseph's	71 56
6	H	Washington	70 82					77	A	Gonzaga	52 87	127	A	St. Mary's (CA)	58 64
14	H	Oklahoma	61 68					87	A	Georgia	51 81	127	H	St. Mary's (CA)	70 65
								88	N	UNLV	63 54	145	A	San Francisco	63 70
												145	H	San Francisco	73 61
												155	A	Santa Clara	63 64
												155	H	Santa Clara	72 66
												159	N	Tulsa	71 56
												191	A	Utah St.	60 40
												198	A	Loyola Marymount	74 77
												198	H	Loyola Marymount	76 59
												216	H	Weber St.	73 64
												229	A	San Diego	65 47
												229	H	San Diego	81 63
												230	A	Pacific	68 55
												230	H	Pacific	68 50
												258	A	Portland	77 38
												308	A	Pepperdine	73 47
												308	H	Pepperdine	88 49
												331	A	Utah Valley	68 50
LAST 12 Division I GAMES:															
127	A	St. Mary's (CA)	58 64	198	A	Loyola Marymount	74 77								
229	A	San Diego	65 47	155	H	Santa Clara	72 66								
145	H	San Francisco	73 61	230	H	Pacific	68 50								
308	H	Pepperdine	88 49	308	A	Pepperdine	73 47								
258	A	Portland	77 38	229	H	San Diego	81 63								
77	A	Gonzaga	52 87	145	A	San Francisco	63 70								

Non-Div I Games:

BYU

■ Loss,
■ Non-Conf,
■ S Site,
■ H Home
■ A Away
N Neutral

RPI 1-25				RPI 26-50				RPI 51-100				RPI 101+				Team's RPI: 129	
RPI	S	Opponent	Score	RPI	S	Opponent	Score	RPI	S	Opponent	Score	RPI	S	Opponent	Score		
				36	N	Auburn	40 54	57	A	Western Ky.	61 68	158	N	East Carolina	69 82		
				41	A	Central Mich.	92 101	80	A	Buffalo	89 75	162	A	Oakland	66 59		
				50	H	Ohio	68 72	82	A	Northern Ill.	92 84	175	H	Western Mich.	61 56		
								82	H	Northern Ill.	96 101	223	A	Akron	90 63		
								84	A	Toledo	51 45	223	H	Akron	80 70		
								90	H	Purdue	42 58	235	A	Miami (OH)	81 60		
								99	H	Kent St.	71 47	247	H	Ark.-Pine Bluff	88 60		
												250	A	Butler	74 50		
												257	H	Evansville	84 49		
												259	A	Bowling Green	75 53		
												259	H	Bowling Green	91 70		
												280	N	N.C. A&T	76 57		
												285	H	Eastern Mich.	78 49		
												291	H	Lipscomb	74 78		
												335	H	Chicago St.	88 53		
LAST 12 Division I GAMES:																	
				82	A	Northern Ill.	92 84	80	A	Buffalo	89 75						
				50	H	Ohio	68 72	259	A	Bowling Green	75 53						
				259	H	Bowling Green	91 70	285	H	Eastern Mich.	78 49						
				235	A	Miami (OH)	81 60	223	H	Akron	80 70						
				223	A	Akron	90 63	41	A	Central Mich.	92 101						
				82	H	Northern Ill.	96 101	175	H	Western Mich.	61 56						

Non-Div I Games:	Urbana	93	49
------------------	--------	----	----

Average RPI Win:	115	WON-LOST	WINNING	LAST 10	STRENGTH OF	OPP. STRENGTH	TEAM	ADJ.	CONF.	ADJ CONF.
Average RPI Loss:	5	RECORD	PCT. RANK	GAMES	SCHEDULE	OF SCHEDULE	RPI	RPI	RPI	RPI
DIV. I ONLY	25- 2	4	9- 1	48	10	9	9	4	4	
DIV. I NON-CONF.	11- 1	12	0- 0	85	39	7	7	3	3	
TOTALS	RPI 1-25	RPI 26-50	W-L RECORDS	RPI 51-100	RPI 101-150	RPI 150+				
25- 2	6- 2	1- 0	OVERALL	9- 0	2- 0	7- 0				
14- 1	3- 1	0- 0	HOME	4- 0	1- 0	6- 0				
8- 1	2- 1	0- 0	AWAY	4- 0	1- 0	1- 0				
3- 0	1- 0	1- 0	NEUTRAL	1- 0	0- 0	0- 0				
11- 1	3- 1	1- 0	NON-CONFERENCE	2- 0	0- 0	5- 0				
7- 0	1- 0	0- 0	HOME	1- 0	0- 0	5- 0				
1- 1	1- 1	0- 0	AWAY	0- 0	0- 0	0- 0				
3- 0	1- 0	1- 0	NEUTRAL	1- 0	0- 0	0- 0				
14- 1	3- 1	0- 0	CONFERENCE	7- 0	2- 0	2- 0				
7- 1	2- 1	0- 0	HOME	3- 0	1- 0	1- 0				
7- 0	1- 0	0- 0	AWAY	4- 0	1- 0	1- 0				
0- 0	0- 0	0- 0	NEUTRAL	0- 0	0- 0	0- 0				

RPI	S	Opponent	Score	RPI	S	Opponent	Score	RPI	S	Opponent	Score	RPI	S	Opponent	Score
1	A	UConn	61 72	26	N	Ohio St.	85 68	56	A	West Virginia	91 56	137	A	TCU	91 73
8	H	Texas	79 85					56	H	West Virginia	79 73	137	H	TCU	77 54
12	H	UCLA	84 70					65	A	Iowa St.	83 52	153	A	Kansas	92 43
14	H	Oklahoma	92 58					65	H	Iowa St.	68 42	153	H	Kansas	90 43
17	A	Tennessee	88 66					69	A	Oklahoma St.	86 50	172	H	Texas St.	90 24
19	N	DePaul	104 72					69	H	Oklahoma St.	89 67	310	H	Mississippi Val.	101 36
24	A	Kansas St.	91 49					98	A	Texas Tech	79 61	327	H	Southeastern La.	109 38
24	H	Kansas St.	87 57					99	N	Kent St.	84 42	333	H	Winthrop	140 32
								100	H	Abilene Christian	79 34	341	H	Houston Baptist	118 43
LAST 12 Division I GAMES:															
69	H	Oklahoma St.	89 67	24	A	Kansas St.	91 49								
137	A	TCU	91 73	56	H	West Virginia	79 73								
8	H	Texas	79 85	65	H	Iowa St.	68 42								
98	A	Texas Tech	79 61	153	A	Kansas	92 43								
65	A	Iowa St.	83 52	137	H	TCU	77 54								
14	H	Oklahoma	92 58	69	A	Oklahoma St.	86 50								

Non-Div I Games:

Baylor

Belmont

Through Games Of Feb. 19, 2017

Average RPI Win:	240	WON-LOST	WINNING	LAST 10	STRENGTH OF	OPP. STRENGTH	TEAM	ADJ.	CONF.	ADJ CONF.
Average RPI Loss:	77	RECORD	PCT. RANK	GAMES	SCHEDULE	OF SCHEDULE	RPI	RPI	RPI	RPI
DIV. I ONLY	22- 5	16	10- 0	201	241	60	60	26	26	
DIV. I NON-CONF.	7- 5	137	0- 0	152	91	88	88	26	26	
TOTALS	RPI 1-25	RPI 26-50	W-L RECORDS	RPI 51-100	RPI 101-150	RPI 150+				
22- 5	0- 1	0- 1	OVERALL	1- 1	0- 1	21- 1				
9- 1	0- 0	0- 1	HOME	1- 0	0- 0	8- 0				
13- 3	0- 1	0- 0	AWAY	0- 1	0- 1	13- 0				
0- 1	0- 0	0- 0	NEUTRAL	0- 0	0- 0	0- 1				
7- 5	0- 1	0- 1	NON-CONFERENCE	1- 1	0- 1	6- 1				
2- 1	0- 0	0- 1	HOME	1- 0	0- 0	1- 0				
5- 3	0- 1	0- 0	AWAY	0- 1	0- 1	5- 0				
0- 1	0- 0	0- 0	NEUTRAL	0- 0	0- 0	0- 1				
15- 0	0- 0	0- 0	CONFERENCE	0- 0	0- 0	15- 0				
7- 0	0- 0	0- 0	HOME	0- 0	0- 0	7- 0				
8- 0	0- 0	0- 0	AWAY	0- 0	0- 0	8- 0				
0- 0	0- 0	0- 0	NEUTRAL	0- 0	0- 0	0- 0				

RPI 1-25				RPI 26-50				RPI 51-100 Team's RPI: 60				RPI 101+			
RPI	S	Opponent	Score	RPI	S	Opponent	Score	RPI	S	Opponent	Score	RPI	S	Opponent	Score
13	A	Louisville	50 73	29	H	Green Bay	53 62	66	H	IUPUI	78 72	104	A	Troy	74 91
								67	A	Minnesota	74 75	174	N	Fresno St.	53 62
												182	A	Morehead St.	91 59
												182	H	Morehead St.	96 76
												185	A	UAB	72 58
												198	A	Loyola Marymount	79 72
												204	H	SIUE	94 67
												221	A	Presbyterian	83 58
												228	A	Samford	73 54
												234	H	UT Martin	71 66
												243	A	Murray St.	87 69
												249	A	Jacksonville St.	54 53
												249	H	Jacksonville St.	61 52
												263	A	Tennessee Tech	85 66
												263	H	Tennessee Tech	89 75
												266	A	Tennessee St.	70 60
												272	A	Austin Peay	80 71
												278	H	Southeast Mo. St.	89 77
												291	H	Lipscomb	100 62
												296	A	Eastern Ill.	77 58
												298	A	Eastern Ky.	73 67
												298	H	Eastern Ky.	74 58
												321	A	Fort Wayne	85 59
LAST 12 Division I GAMES:															
182	H	Morehead St.	96 76	266	A	Tennessee St.	70 60								
298	A	Eastern Ky.	73 67	263	H	Tennessee Tech	89 75								
263	A	Tennessee Tech	85 66	249	A	Jacksonville St.	54 53								
249	H	Jacksonville St.	61 52	182	A	Morehead St.	91 59								
243	A	Murray St.	87 69	298	H	Eastern Ky.	74 58								
204	H	SIUE	94 67	278	H	Southeast Mo. St.	89 77								

Non-Div I Games: Trevecca Nazarene 87 56

Belmont

Loss, Non-Conf, S Site, H Home A Away N Neutral

Bethune-Cookman

Through Games Of Feb. 19, 2017

Average RPI Win:	281	WON-LOST	WINNING	LAST 10	STRENGTH OF	OPP. STRENGTH	TEAM	ADJ.	CONF.	ADJ CONF.
Average RPI Loss:	200	RECORD	PCT. RANK	GAMES	SCHEDULE	OF SCHEDULE	RPI	RPI	RPI	RPI
DIV. I ONLY	13- 9	125	9- 1	329	336	205	205	32	32	
DIV. I NON-CONF.	2- 8	288	0- 0	244	294	307	307	31	31	
TOTALS	RPI 1-25	RPI 26-50	W-L RECORDS	RPI 51-100	RPI 101-150	RPI 150+				
13- 9	0- 0	0- 0	OVERALL	0- 1	0- 3	13- 5				
6- 1	0- 0	0- 0	HOME	0- 0	0- 0	6- 1				
6- 7	0- 0	0- 0	AWAY	0- 1	0- 3	6- 3				
1- 1	0- 0	0- 0	NEUTRAL	0- 0	0- 0	1- 1				
2- 8	0- 0	0- 0	NON-CONFERENCE	0- 1	0- 3	2- 4				
1- 0	0- 0	0- 0	HOME	0- 0	0- 0	1- 0				
0- 7	0- 0	0- 0	AWAY	0- 1	0- 3	0- 3				
1- 1	0- 0	0- 0	NEUTRAL	0- 0	0- 0	1- 1				
11- 1	0- 0	0- 0	CONFERENCE	0- 0	0- 0	11- 1				
5- 1	0- 0	0- 0	HOME	0- 0	0- 0	5- 1				
6- 0	0- 0	0- 0	AWAY	0- 0	0- 0	6- 0				
0- 0	0- 0	0- 0	NEUTRAL	0- 0	0- 0	0- 0				

RPI 1-25			RPI 26-50			RPI 51-100			RPI 101+ Team's RPI: 205		
RPI	S	Opponent	Score	RPI	S	Opponent	Score	RPI	S	Opponent	Score
						96 A Jacksonville	63 69	108 A Clemson		38 59	
								113 A UCF		43 70	
								115 A Stetson		60 63	
								179 H Hampton		66 56	
								204 N SIUE		83 78	
								233 A Southern U.		59 61	
								244 H Howard		75 54	
								253 A UMES		61 33	
								253 H UMES		56 59	
								266 N Tennessee St.		60 69	
								273 A Norfolk St.		68 58	
								277 A Savannah St.		38 31	
								284 A Coppin St.		76 56	
								284 H Coppin St.		71 52	
								286 H North Florida		52 50	
								292 A Prairie View		64 66	
								327 A Southeastern La.		63 75	
								336 H Morgan St.		50 48	
								339 A Florida A&M		64 41	
								347 H Delaware St.		72 58	
								348 A South Carolina St.		64 34	
LAST 12 Division I GAMES:											
179	H	Hampton	66 56	253	H	UMES	56 59				
253	A	UMES	61 33	339	A	Florida A&M	64 41				
284	A	Coppin St.	76 56	348	A	South Carolina St.	64 34				
244	H	Howard	75 54	284	H	Coppin St.	71 52				
347	H	Delaware St.	72 58	336	H	Morgan St.	50 48				
273	A	Norfolk St.	68 58	277	A	Savannah St.	38 31				

Non-Div I Games: Edward Waters 55 45 Flagler 76 53

Bethune-Cookman

Loss, Non-Conf, S Site, H Home A Away N Neutral

Binghamton

Through Games Of Feb. 19, 2017

Average RPI Win:	259	WON-LOST	WINNING	LAST 10	STRENGTH OF	OPP. STRENGTH	TEAM	ADJ.	CONF.	ADJ CONF.
Average RPI Loss:	143	RECORD	PCT. RANK	GAMES	SCHEDULE	OF SCHEDULE	RPI	RPI	RPI	RPI
DIV. I ONLY	10- 15	227	4- 6	157	289	215	215	22	22	
DIV. I NON-CONF.	3- 8	262	0- 0	93	317	210	210	22	22	
TOTALS	RPI 1-25	RPI 26-50	W-L RECORDS	RPI 51-100	RPI 101-150	RPI 150+				
10- 15	0- 0	0- 1	OVERALL	1- 3	1- 4	8- 7				
4- 8	0- 0	0- 0	HOME	0- 2	1- 2	3- 4				
6- 7	0- 0	0- 1	AWAY	1- 1	0- 2	5- 3				
0- 0	0- 0	0- 0	NEUTRAL	0- 0	0- 0	0- 0				
3- 8	0- 0	0- 1	NON-CONFERENCE	1- 1	0- 2	2- 4				
0- 5	0- 0	0- 0	HOME	0- 1	0- 1	0- 3				
3- 3	0- 0	0- 1	AWAY	1- 0	0- 1	2- 1				
0- 0	0- 0	0- 0	NEUTRAL	0- 0	0- 0	0- 0				
7- 7	0- 0	0- 0	CONFERENCE	0- 2	1- 2	6- 3				
4- 3	0- 0	0- 0	HOME	0- 1	1- 1	3- 1				
3- 4	0- 0	0- 0	AWAY	0- 1	0- 1	3- 2				
0- 0	0- 0	0- 0	NEUTRAL	0- 0	0- 0	0- 0				

RPI S	Opponent	Score	RPI S	Opponent	Score	RPI S	Opponent	Score	RPI S	Opponent	Score
50	A Ohio	55 63	68	H Bucknell	57 67	122	H Cornell	51 54			
			73	A New Hampshire	69 76	140	A Albany (NY)	63 80			
			73	H New Hampshire	62 70	140	H Albany (NY)	61 67			
			86	A Penn	61 48	141	H Maine	58 52			
						142	A Yale	48 57			
						165	H Brown	72 83			
						171	A Hartford	73 76			
						176	A Providence	58 71			
						177	H Columbia	65 75			
						196	H Sacred Heart	69 77			
						201	A UMBC	45 53			
						201	H UMBC	69 62			
						255	A Stony Brook	48 40			
						255	H Stony Brook	59 74			
						281	A Vermont	64 55			
						281	H Vermont	76 61			
						315	A NJIT	68 44			
						344	A UMass Lowell	58 48			
						344	H UMass Lowell	69 54			
						345	A Fairleigh Dickinson	80 69			
LAST 12 Division I GAMES:											
255	H Stony Brook	59 74	141	H Maine	58 52						
73	A New Hampshire	69 76	171	A Hartford	73 76						
140	A Albany (NY)	63 80	255	A Stony Brook	48 40						
281	H Vermont	76 61	140	H Albany (NY)	61 67						
344	H UMass Lowell	69 54	73	H New Hampshire	62 70						
201	A UMBC	45 53	281	A Vermont	64 55						

Non-Div I Games: Georgian Court 74 53 Misericordia 77 54

Binghamton

Loss, Non-Conf, S Site, H Home A Away N Neutral

Average RPI Win: 171	WON-LOST	WINNING	LAST 10	STRENGTH OF	OPP. STRENGTH	TEAM	ADJ.	CONF.	ADJ CONF.
Average RPI Loss: 147	RECORD	PCT. RANK	GAMES	SCHEDULE	OF SCHEDULE	RPI	RPI	RPI	RPI
DIV. I ONLY	16- 7	70	6- 4	111	123	71	71	13	13
DIV. I NON-CONF.	8- 1	19	0- 0	157	69	31	31	15	15
TOTALS	RPI 1-25	RPI 26-50	W-L RECORDS	RPI 51-100	RPI 101-150	RPI 150+			
16- 7	0- 1	0- 0	OVERALL	2- 2	6- 1	8- 3			
10- 2	0- 0	0- 0	HOME	0- 2	3- 0	7- 0			
5- 5	0- 1	0- 0	AWAY	2- 0	2- 1	1- 3			
1- 0	0- 0	0- 0	NEUTRAL	0- 0	1- 0	0- 0			
8- 1	0- 1	0- 0	NON-CONFERENCE	1- 0	3- 0	4- 0			
5- 0	0- 0	0- 0	HOME	0- 0	1- 0	4- 0			
2- 1	0- 1	0- 0	AWAY	1- 0	1- 0	0- 0			
1- 0	0- 0	0- 0	NEUTRAL	0- 0	1- 0	0- 0			
8- 6	0- 0	0- 0	CONFERENCE	1- 2	3- 1	4- 3			
5- 2	0- 0	0- 0	HOME	0- 2	2- 0	3- 0			
3- 4	0- 0	0- 0	AWAY	1- 0	1- 1	1- 3			
0- 0	0- 0	0- 0	NEUTRAL	0- 0	0- 0	0- 0			

RPI 1-25				RPI 26-50				RPI 51-100				Team's RPI: 71		RPI 101+			
RPI	S	Opponent	Score	RPI	S	Opponent	Score	RPI	S	Opponent	Score		RPI	S	Opponent	Score	
6	A	Washington	66 92					51	A	Colorado St.	51 45		112	A	Wyoming	53 43	
								51	H	Colorado St.	53 60		112	H	Wyoming	64 54	
								88	H	UNLV	55 58		114	N	Charlotte	68 65	
								95	A	Washington St.	77 73		127	A	St. Mary's (CA)	83 78	
													132	H	Eastern Wash.	67 64	
													139	A	New Mexico	68 75	
													139	H	New Mexico	64 62	
													174	H	Fresno St.	67 66	
													191	A	Utah St.	63 65	
													191	H	Utah St.	76 56	
													195	H	San Jose St.	86 64	
													214	H	Seattle U	73 68	
													232	H	Portland St.	94 76	
													258	H	Portland	74 60	
													264	A	San Diego St.	77 84	
													268	H	Hawaii	61 49	
													288	A	Nevada	62 69	
													323	A	Air Force	69 59	
LAST 12 Division I GAMES:																	
112	A	Wyoming	53 43	288	A	Nevada	62 69										
139	H	New Mexico	64 62	195	H	San Jose St.	86 64										
323	A	Air Force	69 59	139	A	New Mexico	68 75										
191	A	Utah St.	63 65	174	H	Fresno St.	67 66										
51	H	Colorado St.	53 60	264	A	San Diego St.	77 84										
112	H	Wyoming	64 54	88	H	UNLV	55 58										

Non-Div I Games: Southern Ore. 89 45 Concordia Portland 71 40

Boise St.

■ Loss,
 ■ Non-Conf, S Site,
 ■ Home
 ■ Away
 N Neutral

Average RPI Win: 199	WON-LOST	WINNING	LAST 10	STRENGTH OF	OPP. STRENGTH	TEAM	ADJ.	CONF.	ADJ CONF.
Average RPI Loss: 69	RECORD	PCT. RANK	GAMES	SCHEDULE	OF SCHEDULE	RPI	RPI	RPI	RPI
DIV. I ONLY	9- 18	262	1- 9	53	54	167	167	3	3
DIV. I NON-CONF.	7- 6	157	0- 0	212	211	192	192	4	4
TOTALS	RPI 1-25	RPI 26-50	W-L RECORDS	RPI 51-100	RPI 101-150	RPI 150+			
9- 18	0- 5	0- 4	OVERALL	0- 4	4- 3	5- 2			
6- 8	0- 3	0- 2	HOME	0- 2	2- 1	4- 0			
2- 9	0- 2	0- 2	AWAY	0- 1	2- 2	0- 2			
1- 1	0- 0	0- 0	NEUTRAL	0- 1	0- 0	1- 0			
7- 6	0- 0	0- 0	NON-CONFERENCE	0- 2	2- 2	5- 2			
5- 2	0- 0	0- 0	HOME	0- 1	1- 1	4- 0			
1- 3	0- 0	0- 0	AWAY	0- 0	1- 1	0- 2			
1- 1	0- 0	0- 0	NEUTRAL	0- 1	0- 0	1- 0			
2- 12	0- 5	0- 4	CONFERENCE	0- 2	2- 1	0- 0			
1- 6	0- 3	0- 2	HOME	0- 1	1- 0	0- 0			
1- 6	0- 2	0- 2	AWAY	0- 1	1- 1	0- 0			
0- 0	0- 0	0- 0	NEUTRAL	0- 0	0- 0	0- 0			

RPI 1-25				RPI 26-50				RPI 51-100				RPI 101+ Team's RPI: 167			
RPI	S	Opponent	Score	RPI	S	Opponent	Score	RPI	S	Opponent	Score	RPI	S	Opponent	Score
2	H	Notre Dame	69 80	32	A	Syracuse	52 79	52	H	Georgia Tech	67 71	106	A	North Carolina	88 77
7	H	Duke	44 67	32	H	Syracuse	45 72	59	A	Wake Forest	55 71	108	H	Clemson	60 48
11	H	Florida St.	53 85	38	H	North Carolina St.	58 70	74	H	Penn St.	56 60	120	A	Fordham	49 56
13	A	Louisville	43 68	45	A	Virginia	55 62	93	N	SMU	64 72	127	H	St. Mary's (CA)	54 62
18	A	Miami (FL)	51 58									141	H	Maine	64 53
												142	A	Yale	71 64
												146	A	Pittsburgh	43 56
												171	A	Hartford	56 65
												176	H	Providence	57 53
												207	A	Seton Hall	66 71
												238	H	Dartmouth	65 53
												239	H	Boston U.	67 49
												316	H	Central Conn. St.	66 46
												324	N	St. Francis Brooklyn	73 58
LAST 12 Division I GAMES:															
38	H	North Carolina St.	58 70	59	A	Wake Forest	55 71								
13	A	Louisville	43 68	7	H	Duke	44 67								
106	A	North Carolina	88 77	2	H	Notre Dame	69 80								
32	H	Syracuse	45 72	45	A	Virginia	55 62								
11	H	Florida St.	53 85	52	H	Georgia Tech	67 71								
18	A	Miami (FL)	51 58	32	A	Syracuse	52 79								

Non-Div I Games:

Boston College

■ Loss,
 ■ Non-Conf,
 ■ S Site,
 ■ H Home
 ■ A Away
 N Neutral

Average RPI Win: 289	WON-LOST	WINNING	LAST 10	STRENGTH OF	OPP. STRENGTH	TEAM	ADJ.	CONF.	ADJ CONF.
Average RPI Loss: 133	RECORD	PCT. RANK	GAMES	SCHEDULE	OF SCHEDULE	RPI	RPI	RPI	RPI
DIV. I ONLY	11- 15	220	6- 4	262	208	239	239	23	23
DIV. I NON-CONF.	2- 9	293	0- 0	220	148	316	316	25	25
TOTALS	RPI 1-25	RPI 26-50	W-L RECORDS	RPI 51-100	RPI 101-150	RPI 150+			
11- 15	0- 0	0- 2	OVERALL	0- 3	0- 4	11- 6			
7- 5	0- 0	0- 1	HOME	0- 2	0- 1	7- 1			
4- 9	0- 0	0- 1	AWAY	0- 1	0- 2	4- 5			
0- 1	0- 0	0- 0	NEUTRAL	0- 0	0- 1	0- 0			
2- 9	0- 0	0- 2	NON-CONFERENCE	0- 1	0- 2	2- 4			
2- 3	0- 0	0- 1	HOME	0- 1	0- 0	2- 1			
0- 5	0- 0	0- 1	AWAY	0- 0	0- 1	0- 3			
0- 1	0- 0	0- 0	NEUTRAL	0- 0	0- 1	0- 0			
9- 6	0- 0	0- 0	CONFERENCE	0- 2	0- 2	9- 2			
5- 2	0- 0	0- 0	HOME	0- 1	0- 1	5- 0			
4- 4	0- 0	0- 0	AWAY	0- 1	0- 1	4- 2			
0- 0	0- 0	0- 0	NEUTRAL	0- 0	0- 0	0- 0			

RPI S	Opponent	Score	RPI S	Opponent	Score	RPI S	Opponent	Score	RPI S	Opponent	Score	Team's RPI: 239
27	H Harvard	52 65	68	A Bucknell	56 73	117	A Navy	41 55				
28	A Arizona St.	42 71	68	H Bucknell	50 66	117	H Navy	59 62				
			73	H New Hampshire	51 59	119	N Long Beach St.	48 61				
						140	A Albany (NY)	54 69				
						154	A Northeastern	59 78				
						167	A Boston College	49 67				
						210	A American	62 73				
						210	H American	71 62				
						224	A Marist	57 76				
						238	H Dartmouth	49 61				
						252	A Colgate	87 96				
						252	H Colgate	65 51				
						261	A Loyola Maryland	67 55				
						261	H Loyola Maryland	61 58				
						295	H Massachusetts	64 60				
						301	A Lehigh	69 64				
						301	H Lehigh	64 50				
						312	A Holy Cross	66 49				
						319	A Lafayette	75 58				
						319	H Lafayette	68 50				
						344	H UMass Lowell	66 56				
LAST 12 Division I GAMES:												
68	A Bucknell	56 73	301	H Lehigh	64 50							
252	H Colgate	65 51	68	H Bucknell	50 66							
261	A Loyola Maryland	67 55	252	A Colgate	87 96							
210	H American	71 62	261	H Loyola Maryland	61 58							
319	A Lafayette	75 58	210	A American	62 73							
117	A Navy	41 55	319	H Lafayette	68 50							

Non-Div I Games:

Boston U.

■ Loss,
 ■ Non-Conf,
 ■ S Site,
 ■ H Home
 ■ A Away
 N Neutral

Bowling Green

Through Games Of Feb. 19, 2017

Average RPI Win:	265	WON-LOST	WINNING	LAST 10	STRENGTH OF	OPP. STRENGTH	TEAM	ADJ.	CONF.	ADJ CONF.
Average RPI Loss:	121	RECORD	PCT. RANK	GAMES	SCHEDULE	OF SCHEDULE	RPI	RPI	RPI	RPI
DIV. I ONLY	5- 18	314	2- 8	126	122	259	259	10	10	
DIV. I NON-CONF.	2- 7	284	0- 0	242	66	299	299	11	11	
TOTALS	RPI 1-25	RPI 26-50	W-L RECORDS	RPI 51-100	RPI 101-150	RPI 150+				
5- 18	0- 1	0- 3	OVERALL	0- 6	0- 3	5- 5				
1- 9	0- 0	0- 3	HOME	0- 2	0- 2	1- 2				
2- 8	0- 1	0- 0	AWAY	0- 3	0- 1	2- 3				
2- 1	0- 0	0- 0	NEUTRAL	0- 1	0- 0	2- 0				
2- 7	0- 1	0- 1	NON-CONFERENCE	0- 2	0- 1	2- 2				
0- 3	0- 0	0- 1	HOME	0- 0	0- 1	0- 1				
0- 3	0- 1	0- 0	AWAY	0- 1	0- 0	0- 1				
2- 1	0- 0	0- 0	NEUTRAL	0- 1	0- 0	2- 0				
3- 11	0- 0	0- 2	CONFERENCE	0- 4	0- 2	3- 3				
1- 6	0- 0	0- 2	HOME	0- 2	0- 1	1- 1				
2- 5	0- 0	0- 0	AWAY	0- 2	0- 1	2- 2				
0- 0	0- 0	0- 0	NEUTRAL	0- 0	0- 0	0- 0				

RPI 1-25				RPI 26-50				RPI 51-100				RPI 101+ Team's RPI: 259			
RPI	S	Opponent	Score	RPI	S	Opponent	Score	RPI	S	Opponent	Score	RPI	S	Opponent	Score
13	A	Louisville	58 83	41	H	Central Mich.	65 76	80	H	Buffalo	50 61	129	A	Ball St.	70 91
				45	H	Virginia	47 67	82	H	Northern Ill.	76 89	129	H	Ball St.	53 75
				50	H	Ohio	58 69	84	A	Toledo	59 74	138	H	Cincinnati	58 68
								85	A	Virginia Tech	51 98	175	A	Western Mich.	58 75
								89	N	Chattanooga	49 54	175	H	Western Mich.	53 74
								99	A	Kent St.	78 80	181	H	Cleveland St.	56 64
												223	A	Akron	62 58
												223	H	Akron	86 50
												235	A	Miami (OH)	61 59
												285	A	Eastern Mich.	74 81
												298	A	Eastern Ky.	55 57
												319	N	Lafayette	69 42
												325	N	Saint Peter's	73 68
LAST 12 Division I GAMES:															
235	A	Miami (OH)	61 59	285	A	Eastern Mich.	74 81								
175	H	Western Mich.	53 74	129	H	Ball St.	53 75								
84	A	Toledo	59 74	80	H	Buffalo	50 61								
129	A	Ball St.	70 91	41	H	Central Mich.	65 76								
223	H	Akron	86 50	175	A	Western Mich.	58 75								
99	A	Kent St.	78 80	223	A	Akron	62 58								

Non-Div I Games: Ohio Valley 82 46 Davis & Elkins 73 46 Malone 65 78

Bowling Green

Loss, Non-Conf, S Site, H Home A Away N Neutral

Bradley

Through Games Of Feb. 19, 2017

Average RPI Win: 244	WON-LOST	WINNING	LAST 10	STRENGTH OF	OPP. STRENGTH	TEAM	ADJ.	CONF.	ADJ CONF.
Average RPI Loss: 131	RECORD	PCT. RANK	GAMES	SCHEDULE	OF SCHEDULE	RPI	RPI	RPI	RPI
DIV. I ONLY	9- 16	252	5- 5	142	201	220	220	16	16
DIV. I NON-CONF.	3- 7	250	0- 0	121	235	206	206	14	14
TOTALS	RPI 1-25	RPI 26-50	W-L RECORDS	RPI 51-100	RPI 101-150	RPI 150+			
9- 16	0- 0	0- 3	OVERALL	0- 5	0- 1	9- 7			
5- 7	0- 0	0- 2	HOME	0- 2	0- 1	5- 2			
4- 9	0- 0	0- 1	AWAY	0- 3	0- 0	4- 5			
0- 0	0- 0	0- 0	NEUTRAL	0- 0	0- 0	0- 0			
3- 7	0- 0	0- 1	NON-CONFERENCE	0- 3	0- 1	3- 2			
1- 3	0- 0	0- 1	HOME	0- 1	0- 1	1- 0			
2- 4	0- 0	0- 0	AWAY	0- 2	0- 0	2- 2			
0- 0	0- 0	0- 0	NEUTRAL	0- 0	0- 0	0- 0			
6- 9	0- 0	0- 2	CONFERENCE	0- 2	0- 0	6- 5			
4- 4	0- 0	0- 1	HOME	0- 1	0- 0	4- 2			
2- 5	0- 0	0- 1	AWAY	0- 1	0- 0	2- 3			
0- 0	0- 0	0- 0	NEUTRAL	0- 0	0- 0	0- 0			

RPI S	Opponent	Score	RPI S	Opponent	Score	RPI S	Opponent	Score	RPI S	Opponent	Score	Team's RPI: 220
29	H Green Bay	43 68	61	A UNI	50 70	103	H Saint Louis	58 68				
35	A Drake	46 98	61	H UNI	53 72	156	A Missouri St.	75 73				
35	H Drake	60 93	78	A Western Ill.	77 91	156	H Missouri St.	62 56				
			82	H Northern Ill.	51 81	170	H Detroit Mercy	70 60				
			99	A Kent St.	52 77	175	A Western Mich.	64 83				
						183	H Southern Ill.	57 66				
						197	A Wichita St.	54 65				
						197	H Wichita St.	69 76				
						206	A Indiana St.	51 58				
						206	H Indiana St.	54 41				
						250	A Butler	56 58				
						257	H Evansville	56 52				
						305	A Valparaiso	67 56				
						307	A Illinois St.	63 71				
						314	A Loyola Chicago	60 53				
						314	H Loyola Chicago	72 45				
						322	A Ill.-Chicago	65 56				
LAST 12 Division I GAMES:												
197	H Wichita St.	69 76	257	H Evansville	56 52							
156	H Missouri St.	62 56	183	H Southern Ill.	57 66							
35	A Drake	46 98	156	A Missouri St.	75 73							
61	A UNI	50 70	197	A Wichita St.	54 65							
206	H Indiana St.	54 41	61	H UNI	53 72							
314	H Loyola Chicago	72 45	35	H Drake	60 93							

Non-Div I Games: Eureka 103 59

Bradley

■ Loss,
 ■ Non-Conf, S Site,
 ■ Home
 ■ Away
 N Neutral

Average RPI Win:	220	WON-LOST	WINNING	LAST 10	STRENGTH OF	OPP. STRENGTH	TEAM	ADJ.	CONF.	ADJ CONF.
Average RPI Loss:	153	RECORD	PCT. RANK	GAMES	SCHEDULE	OF SCHEDULE	RPI	RPI	RPI	RPI
DIV. I ONLY	13- 9	125	5- 5	232	200	165	165	8	8	
DIV. I NON-CONF.	8- 4	97	1- 0	339	314	217	217	10	10	
TOTALS	RPI 1-25	RPI 26-50	W-L RECORDS	RPI 51-100	RPI 101-150	RPI 150+				
13- 9	0- 0	0- 1	OVERALL	0- 2	3- 3	10- 3				
7- 4	0- 0	0- 0	HOME	0- 1	2- 1	5- 2				
6- 5	0- 0	0- 1	AWAY	0- 1	1- 2	5- 1				
0- 0	0- 0	0- 0	NEUTRAL	0- 0	0- 0	0- 0				
8- 4	0- 0	0- 0	NON-CONFERENCE	0- 0	0- 1	8- 3				
4- 2	0- 0	0- 0	HOME	0- 0	0- 0	4- 2				
4- 2	0- 0	0- 0	AWAY	0- 0	0- 1	4- 1				
0- 0	0- 0	0- 0	NEUTRAL	0- 0	0- 0	0- 0				
5- 5	0- 0	0- 1	CONFERENCE	0- 2	3- 2	2- 0				
3- 2	0- 0	0- 0	HOME	0- 1	2- 1	1- 0				
2- 3	0- 0	0- 1	AWAY	0- 1	1- 1	1- 0				
0- 0	0- 0	0- 0	NEUTRAL	0- 0	0- 0	0- 0				

RPI S	Opponent	Score	RPI S	Opponent	Score	RPI S	Opponent	Score	RPI S	Opponent	Score	Team's RPI: 165
27	A Harvard	59 69	86	A Penn	60 86	110	A Princeton	98 88	110	H Princeton	75 81	
			86	H Penn	68 71	122	H Cornell	72 67	135	A VCU	72 85	
						142	A Yale	51 73	142	H Yale	76 73	
						176	H Providence	77 70	177	H Columbia	69 60	
						196	A Sacred Heart	80 66	215	A Binghamton	83 72	
						238	A Dartmouth	65 62	244	H Howard	83 78	
						252	H Colgate	62 67	260	H Manhattan	57 58	
						281	A Vermont	62 50	282	A Bryant	67 70	
						304	H Rhode Island	76 65	325	H Saint Peter's	80 71	
						336	A Morgan St.	68 51				
LAST 12 Division I GAMES:												
110	H Princeton	75 81	142	A Yale	51 73							
86	H Penn	68 71	142	H Yale	76 73							
238	A Dartmouth	65 62	86	A Penn	60 86							
27	A Harvard	59 69	110	A Princeton	98 88							
177	H Columbia	69 60	336	A Morgan St.	68 51							
122	H Cornell	72 67	135	A VCU	72 85							

Non-Div I Games: Rhode Island Col. 90 44

Brown

■ Loss,
 ■ Non-Conf, S Site,
 ■ Home
 ■ Away
 N Neutral

Average RPI Win:	305	WON-LOST	WINNING	LAST 10	STRENGTH OF	OPP. STRENGTH	TEAM	ADJ.	CONF.	ADJ CONF.
Average RPI Loss:	218	RECORD	PCT. RANK	GAMES	SCHEDULE	OF SCHEDULE	RPI	RPI	RPI	RPI
DIV. I ONLY	13- 13	170	5- 5	346	326	282	282	31	31	
DIV. I NON-CONF.	5- 6	186	0- 0	335	208	282	282	32	32	
TOTALS	RPI 1-25	RPI 26-50	W-L RECORDS	RPI 51-100	RPI 101-150	RPI 150+				
13- 13	0- 0	0- 0	OVERALL	0- 1	0- 2	13- 10				
9- 2	0- 0	0- 0	HOME	0- 0	0- 1	9- 1				
3- 10	0- 0	0- 0	AWAY	0- 1	0- 1	3- 8				
1- 1	0- 0	0- 0	NEUTRAL	0- 0	0- 0	1- 1				
5- 6	0- 0	0- 0	NON-CONFERENCE	0- 1	0- 2	5- 3				
3- 1	0- 0	0- 0	HOME	0- 0	0- 1	3- 0				
1- 4	0- 0	0- 0	AWAY	0- 1	0- 1	1- 2				
1- 1	0- 0	0- 0	NEUTRAL	0- 0	0- 0	1- 1				
8- 7	0- 0	0- 0	CONFERENCE	0- 0	0- 0	8- 7				
6- 1	0- 0	0- 0	HOME	0- 0	0- 0	6- 1				
2- 6	0- 0	0- 0	AWAY	0- 0	0- 0	2- 6				
0- 0	0- 0	0- 0	NEUTRAL	0- 0	0- 0	0- 0				

RPI S	Opponent	Score	RPI S	Opponent	Score	RPI S	Opponent	Score	RPI S	Opponent	Score	Team's RPI: 282
						73 A	New Hampshire	60 62	141 H	Maine	52 77	
									146 A	Pittsburgh	60 76	
									165 H	Brown	70 67	
									176 N	Providence	51 62	
									196 A	Sacred Heart	59 66	
									196 H	Sacred Heart	53 65	
									212 A	Robert Morris	46 62	
									213 A	Rutgers	42 50	
									256 A	Saint Francis (PA)	67 79	
									256 H	Saint Francis (PA)	85 70	
									281 A	Vermont	63 57	
									287 A	Mt. St. Mary's	53 61	
									287 H	Mt. St. Mary's	78 62	
									295 A	Massachusetts	62 68	
									304 N	Rhode Island	62 56	
									312 H	Holy Cross	76 74	
									316 A	Central Conn. St.	52 53	
									324 A	St. Francis Brooklyn	47 63	
									324 H	St. Francis Brooklyn	63 54	
									334 H	Wagner	70 61	
									337 A	LIU Brooklyn	62 53	
									337 H	LIU Brooklyn	57 53	
									344 H	UMass Lowell	73 62	
									345 A	Fairleigh Dickinson	56 48	
									345 H	Fairleigh Dickinson	50 48	
LAST 12 Division I GAMES:												
256 H	Saint Francis (PA)	85 70	316 A	Central Conn. St.	52 53							
337 H	LIU Brooklyn	57 53	256 A	Saint Francis (PA)	67 79							
324 H	St. Francis Brooklyn	63 54	212 A	Robert Morris	46 62							
287 A	Mt. St. Mary's	53 61	334 H	Wagner	70 61							
196 A	Sacred Heart	59 66	196 H	Sacred Heart	53 65							
345 H	Fairleigh Dickinson	50 48	345 A	Fairleigh Dickinson	56 48							

Non-Div I Games:

Bryant

■ Loss,
 ■ Non-Conf,
 S Site,
 ■ Home
 ■ Away
 N Neutral

Average RPI Win: 221	WON-LOST	WINNING	LAST 10	STRENGTH OF	OPP. STRENGTH	TEAM	ADJ.	CONF.	ADJ CONF.
Average RPI Loss: 173	RECORD	PCT. RANK	GAMES	SCHEDULE	OF SCHEDULE	RPI	RPI	RPI	RPI
DIV. I ONLY	21- 5	19	8- 2	250	224	68	68	23	23
DIV. I NON-CONF.	8- 3	67	0- 0	253	89	83	83	25	25
TOTALS	RPI 1-25	RPI 26-50	W-L RECORDS	RPI 51-100	RPI 101-150	RPI 150+			
21- 5	0- 1	0- 0	OVERALL	1- 0	2- 1	18- 3			
12- 0	0- 0	0- 0	HOME	1- 0	1- 0	10- 0			
9- 5	0- 0	0- 0	AWAY	0- 0	1- 0	8- 0			
0- 0	0- 0	0- 0	NEUTRAL	0- 0	0- 0	0- 0			
8- 3	0- 1	0- 0	NON-CONFERENCE	1- 0	1- 1	6- 1			
4- 0	0- 0	0- 0	HOME	1- 0	0- 0	3- 0			
4- 3	0- 1	0- 0	AWAY	0- 0	1- 1	3- 1			
0- 0	0- 0	0- 0	NEUTRAL	0- 0	0- 0	0- 0			
13- 2	0- 0	0- 0	CONFERENCE	0- 0	1- 0	12- 2			
8- 0	0- 0	0- 0	HOME	0- 0	1- 0	7- 0			
5- 2	0- 0	0- 0	AWAY	0- 0	0- 0	5- 2			
0- 0	0- 0	0- 0	NEUTRAL	0- 0	0- 0	0- 0			

RPI 1-25				RPI 26-50				RPI 51-100 Team's RPI: 68				RPI 101+			
RPI	S	Opponent	Score	RPI	S	Opponent	Score	RPI	S	Opponent	Score	RPI	S	Opponent	Score
25	A	Elon	58 64					54	H	Drexel	78 66	102	A	Saint Joseph's	64 61
												106	A	North Carolina	50 65
												117	H	Navy	67 64
												157	A	Army West Point	60 56
												157	H	Army West Point	68 62
												181	H	Cleveland St.	77 66
												210	A	American	47 59
												210	H	American	73 67
												213	A	Rutgers	53 57
												215	A	Binghamton	67 57
												223	A	Akron	61 47
												231	A	St. Bonaventure	57 35
												239	A	Boston U.	66 50
												239	H	Boston U.	73 56
												252	A	Colgate	79 49
												252	H	Colgate	79 56
												260	H	Manhattan	69 64
												261	A	Loyola Maryland	72 66
												261	H	Loyola Maryland	57 39
												301	A	Lehigh	77 58
												301	H	Lehigh	73 54
												312	A	Holy Cross	51 63
												312	H	Holy Cross	77 48
												315	H	NJIT	67 36
LAST 12 Division I GAMES:															
239	H	Boston U.	73 56	157	H	Army West Point	68 62								
261	H	Loyola Maryland	57 39	239	A	Boston U.	66 50								
252	A	Colgate	79 49	261	A	Loyola Maryland	72 66								
301	H	Lehigh	73 54	252	H	Colgate	79 56								
312	A	Holy Cross	51 63	301	A	Lehigh	77 58								
210	A	American	47 59	312	H	Holy Cross	77 48								

Non-Div I Games:

Bucknell

■ Loss,
 ■ Non-Conf, S Site,
 ■ Home
 ■ Away
 N Neutral

Average RPI Win:	199	WON-LOST	WINNING	LAST 10	STRENGTH OF	OPP. STRENGTH	TEAM	ADJ.	CONF.	ADJ CONF.
Average RPI Loss:	71	RECORD	PCT. RANK	GAMES	SCHEDULE	OF SCHEDULE	RPI	RPI	RPI	RPI
DIV. I ONLY	18- 7	59	7- 3	125	127	80	80	10	10	
DIV. I NON-CONF.	10- 1	15	0- 0	196	193	51	51	11	11	
TOTALS	RPI 1-25	RPI 26-50	W-L RECORDS	RPI 51-100	RPI 101-150	RPI 150+				
18- 7	0- 0	1- 3	OVERALL	1- 3	3- 1	13- 0				
11- 3	0- 0	1- 0	HOME	1- 2	1- 1	8- 0				
7- 3	0- 0	0- 2	AWAY	0- 1	2- 0	5- 0				
0- 1	0- 0	0- 1	NEUTRAL	0- 0	0- 0	0- 0				
10- 1	0- 0	0- 1	NON-CONFERENCE	0- 0	3- 0	7- 0				
7- 0	0- 0	0- 0	HOME	0- 0	1- 0	6- 0				
3- 0	0- 0	0- 0	AWAY	0- 0	2- 0	1- 0				
0- 1	0- 0	0- 1	NEUTRAL	0- 0	0- 0	0- 0				
8- 6	0- 0	1- 2	CONFERENCE	1- 3	0- 1	6- 0				
4- 3	0- 0	1- 0	HOME	1- 2	0- 1	2- 0				
4- 3	0- 0	0- 2	AWAY	0- 1	0- 0	4- 0				
0- 0	0- 0	0- 0	NEUTRAL	0- 0	0- 0	0- 0				

RPI S	Opponent	Score	RPI S	Opponent	Score	RPI S	Opponent	Score	RPI S	Opponent	Score
			27 N	Harvard	62 74	82 H	Northern Ill.	80 89	113 H	UCF	66 65
			41 A	Central Mich.	71 88	84 A	Toledo	63 85	120 A	Fordham	58 54
			41 H	Central Mich.	67 56	84 H	Toledo	64 73	129 H	Ball St.	75 89
			50 A	Ohio	55 83	99 H	Kent St.	77 62	133 A	Duquesne	71 69
									175 A	Western Mich.	62 47
									180 H	Hofstra	74 50
									196 H	Sacred Heart	76 55
									223 H	Akron	81 51
									231 H	St. Bonaventure	68 47
									235 A	Miami (OH)	68 51
									235 H	Miami (OH)	71 45
									240 H	Niagara	73 63
									259 A	Bowling Green	61 50
									260 H	Manhattan	73 39
									262 A	Canisius	65 52
									285 A	Eastern Mich.	56 52
									295 H	Massachusetts	61 47
LAST 12 Division I GAMES:											
223 H	Akron	81 51	129 H	Ball St.	75 89						
285 A	Eastern Mich.	56 52	41 H	Central Mich.	67 56						
82 H	Northern Ill.	80 89	259 A	Bowling Green	61 50						
99 H	Kent St.	77 62	235 A	Miami (OH)	68 51						
84 A	Toledo	63 85	84 H	Toledo	64 73						
175 A	Western Mich.	62 47	41 A	Central Mich.	71 88						

Non-Div I Games:

Buffalo

■ Loss,
 ■ Non-Conf,
 S Site,
 ■ Home
 ■ Away
 N Neutral

Average RPI Win:	228	WON-LOST	WINNING	LAST 10	STRENGTH OF	OPP. STRENGTH	TEAM	ADJ.	CONF.	ADJ CONF.
Average RPI Loss:	94	RECORD	PCT. RANK	GAMES	SCHEDULE	OF SCHEDULE	RPI	RPI	RPI	RPI
DIV. I ONLY	5- 22	322	0- 10	70	76	250	250	7	7	
DIV. I NON-CONF.	3- 8	262	0- 0	160	136	279	279	7	7	
TOTALS	RPI 1-25	RPI 26-50	W-L RECORDS	RPI 51-100	RPI 101-150	RPI 150+				
5- 22	0- 3	0- 4	OVERALL	0- 6	0- 4	5- 5				
4- 10	0- 1	0- 2	HOME	0- 3	0- 2	4- 2				
1- 12	0- 2	0- 2	AWAY	0- 3	0- 2	1- 3				
0- 0	0- 0	0- 0	NEUTRAL	0- 0	0- 0	0- 0				
3- 8	0- 0	0- 2	NON-CONFERENCE	0- 0	0- 4	3- 2				
3- 4	0- 0	0- 1	HOME	0- 0	0- 2	3- 1				
0- 4	0- 0	0- 1	AWAY	0- 0	0- 2	0- 1				
0- 0	0- 0	0- 0	NEUTRAL	0- 0	0- 0	0- 0				
2- 14	0- 3	0- 2	CONFERENCE	0- 6	0- 0	2- 3				
1- 6	0- 1	0- 1	HOME	0- 3	0- 0	1- 1				
1- 8	0- 2	0- 1	AWAY	0- 3	0- 0	1- 2				
0- 0	0- 0	0- 0	NEUTRAL	0- 0	0- 0	0- 0				

RPI	S	Opponent	Score	RPI	S	Opponent	Score	RPI	S	Opponent	Score	RPI	S	Opponent	Score	Team's RPI: 250
16	A	Creighton	52 67	29	A	Green Bay	34 61	55	A	Villanova	58 61	113	H	UCF	59 66	
19	A	DePaul	69 100	34	H	South Fla.	59 74	55	H	Villanova	69 70	129	H	Ball St.	50 74	
19	H	DePaul	62 92	40	A	Marquette	53 91	58	A	Georgetown	72 83	137	A	TCU	47 73	
				40	H	Marquette	66 72	58	H	Georgetown	52 58	143	A	Arkansas	50 68	
								72	A	St. John's (NY)	55 62	176	A	Providence	51 68	
								72	H	St. John's (NY)	41 62	187	A	Xavier	65 62	
												187	H	Xavier	43 53	
												192	H	ETSU	59 68	
												206	H	Indiana St.	66 48	
												207	A	Seton Hall	63 65	
												207	H	Seton Hall	79 58	
												211	A	Wisconsin	55 60	
												220	H	Bradley	58 56	
												321	H	Fort Wayne	70 64	
LAST 12 Division I GAMES:																
55	A	Villanova	58 61	72	A	St. John's (NY)	55 62									
58	A	Georgetown	72 83	58	H	Georgetown	52 58									
19	H	DePaul	62 92	55	H	Villanova	69 70									
40	H	Marquette	66 72	40	A	Marquette	53 91									
187	H	Xavier	43 53	19	A	DePaul	69 100									
207	A	Seton Hall	63 65	187	A	Xavier	65 62									

Non-Div I Games:

Butler

■ Loss,
 ■ Non-Conf,
 ■ S Site,
 ■ H Home
 ■ A Away
 N Neutral

CSU Bakersfield

Through Games Of Feb. 19, 2017

Average RPI Win:	288	WON-LOST	WINNING	LAST 10	STRENGTH OF	OPP. STRENGTH	TEAM	ADJ.	CONF.	ADJ CONF.
Average RPI Loss:	171	RECORD	PCT. RANK	GAMES	SCHEDULE	OF SCHEDULE	RPI	RPI	RPI	RPI
DIV. I ONLY	10- 13	215	7- 3	306	265	276	276	29	29	
DIV. I NON-CONF.	3- 9	275	1- 0	304	109	314	314	29	29	
TOTALS	RPI 1-25	RPI 26-50	W-L RECORDS	RPI 51-100	RPI 101-150	RPI 150+				
10- 13	0- 1	0- 1	OVERALL	0- 2	0- 0	10- 9				
7- 6	0- 1	0- 0	HOME	0- 1	0- 0	7- 4				
3- 7	0- 0	0- 1	AWAY	0- 1	0- 0	3- 5				
0- 0	0- 0	0- 0	NEUTRAL	0- 0	0- 0	0- 0				
3- 9	0- 1	0- 1	NON-CONFERENCE	0- 2	0- 0	3- 5				
2- 4	0- 1	0- 0	HOME	0- 1	0- 0	2- 2				
1- 5	0- 0	0- 1	AWAY	0- 1	0- 0	1- 3				
0- 0	0- 0	0- 0	NEUTRAL	0- 0	0- 0	0- 0				
7- 4	0- 0	0- 0	CONFERENCE	0- 0	0- 0	7- 4				
5- 2	0- 0	0- 0	HOME	0- 0	0- 0	5- 2				
2- 2	0- 0	0- 0	AWAY	0- 0	0- 0	2- 2				
0- 0	0- 0	0- 0	NEUTRAL	0- 0	0- 0	0- 0				

RPI 1-25				RPI 26-50				RPI 51-100				RPI 101+ Team's RPI: 276			
RPI	S	Opponent	Score	RPI	S	Opponent	Score	RPI	S	Opponent	Score	RPI	S	Opponent	Score
10	H	Stanford	56 77	31	A	Oregon	62 77	63	H	South Dakota	60 75	163	A	New Mexico St.	55 69
								70	A	California	63 86	163	H	New Mexico St.	55 64
												166	H	UC Riverside	66 71
												214	A	Seattle U	47 54
												214	H	Seattle U	52 63
												218	H	Grand Canyon	74 59
												230	A	Pacific	61 91
												248	A	UTRGV	67 61
												248	H	UTRGV	74 46
												267	H	Cal Poly	57 49
												268	H	Hawaii	58 51
												294	H	Southern Utah	59 65
												302	A	UTEP	61 74
												308	A	Pepperdine	57 62
												317	H	UMKC	52 33
												320	A	UC Irvine	86 66
												331	A	Utah Valley	63 59
												331	H	Utah Valley	55 39
												335	H	Chicago St.	83 48
LAST 12 Division I GAMES:															
214	H	Seattle U	52 63	335	H	Chicago St.	83 48								
331	H	Utah Valley	55 39	331	A	Utah Valley	63 59								
248	A	UTRGV	67 61	163	H	New Mexico St.	55 64								
163	A	New Mexico St.	55 69	248	H	UTRGV	74 46								
218	H	Grand Canyon	74 59	214	A	Seattle U	47 54								
317	H	UMKC	52 33	267	H	Cal Poly	57 49								

Non-Div I Games: Stanislaus St. 78 51 Fresno Pacific 84 61

CSU Bakersfield

Loss, Non-Conf, S Site, H Home A Away N Neutral

Average RPI Win:	226	WON-LOST	WINNING	LAST 10	STRENGTH OF	OPP. STRENGTH	TEAM	ADJ.	CONF.	ADJ CONF.
Average RPI Loss:	159	RECORD	PCT. RANK	GAMES	SCHEDULE	OF SCHEDULE	RPI	RPI	RPI	RPI
DIV. I ONLY	15- 11	130	7- 3	228	197	169	169	25	25	
DIV. I NON-CONF.	7- 7	165	0- 0	118	155	145	145	23	23	
TOTALS	RPI 1-25	RPI 26-50	W-L RECORDS	RPI 51-100	RPI 101-150	RPI 150+				
15- 11	0- 2	0- 1	OVERALL	0- 1	2- 2	13- 5				
7- 6	0- 0	0- 1	HOME	0- 1	1- 1	6- 3				
8- 5	0- 2	0- 0	AWAY	0- 0	1- 1	7- 2				
0- 0	0- 0	0- 0	NEUTRAL	0- 0	0- 0	0- 0				
7- 7	0- 2	0- 1	NON-CONFERENCE	0- 1	1- 1	6- 2				
2- 5	0- 0	0- 1	HOME	0- 1	0- 1	2- 2				
5- 2	0- 2	0- 0	AWAY	0- 0	1- 0	4- 0				
0- 0	0- 0	0- 0	NEUTRAL	0- 0	0- 0	0- 0				
8- 4	0- 0	0- 0	CONFERENCE	0- 0	1- 1	7- 3				
5- 1	0- 0	0- 0	HOME	0- 0	1- 0	4- 1				
3- 3	0- 0	0- 0	AWAY	0- 0	0- 1	3- 2				
0- 0	0- 0	0- 0	NEUTRAL	0- 0	0- 0	0- 0				

RPI 1-25				RPI 26-50				RPI 51-100				RPI 101+ Team's RPI: 169			
RPI	S	Opponent	Score	RPI	S	Opponent	Score	RPI	S	Opponent	Score	RPI	S	Opponent	Score
6	A	Washington	44 101	42	H	Michigan St.	59 63	86	H	Penn	36 47	101	A	UC Davis	65 81
10	A	Stanford	54 88									119	H	Long Beach St.	63 56
												127	A	St. Mary's (CA)	73 61
												132	H	Eastern Wash.	57 71
												166	A	UC Riverside	70 67
												170	H	Detroit Mercy	76 67
												174	A	Fresno St.	61 57
												214	A	Seattle U	68 64
												216	A	Weber St.	89 78
												229	H	San Diego	67 76
												232	H	Portland St.	99 72
												236	A	UC Santa Barbara	62 55
												236	H	UC Santa Barbara	75 61
												267	A	Cal Poly	68 79
												267	H	Cal Poly	63 70
												268	A	Hawaii	60 49
												268	H	Hawaii	67 56
												294	H	Southern Utah	71 77
												306	A	Northern Ariz.	83 79
												320	A	UC Irvine	52 77
												320	H	UC Irvine	85 77
												340	H	Cal St. Fullerton	58 41
LAST 12 Division I GAMES:															
268	A	Hawaii	60 49	236	H	UC Santa Barbara	75 61								
320	H	UC Irvine	85 77	267	H	Cal Poly	63 70								
166	A	UC Riverside	70 67	101	A	UC Davis	65 81								
236	A	UC Santa Barbara	62 55	320	A	UC Irvine	52 77								
268	H	Hawaii	67 56	267	A	Cal Poly	68 79								
119	H	Long Beach St.	63 56	340	H	Cal St. Fullerton	58 41								

Non-Div I Games:

CSUN

■ Loss,
■ Non-Conf,
■ S Site,
■ H Home
■ A Away
N Neutral

Average RPI Win:	259	WON-LOST	WINNING	LAST 10	STRENGTH OF	OPP. STRENGTH	TEAM	ADJ.	CONF.	ADJ CONF.
Average RPI Loss:	171	RECORD	PCT. RANK	GAMES	SCHEDULE	OF SCHEDULE	RPI	RPI	RPI	RPI
DIV. I ONLY	10- 15	227	4- 6	264	232	267	267	25	25	
DIV. I NON-CONF.	4- 8	230	0- 0	223	234	284	284	23	23	
TOTALS	RPI 1-25	RPI 26-50	W-L RECORDS	RPI 51-100	RPI 101-150	RPI 150+				
10- 15	0- 2	0- 0	OVERALL	0- 1	1- 4	9- 8				
7- 6	0- 0	0- 0	HOME	0- 0	1- 3	6- 3				
3- 9	0- 2	0- 0	AWAY	0- 1	0- 1	3- 5				
0- 0	0- 0	0- 0	NEUTRAL	0- 0	0- 0	0- 0				
4- 8	0- 2	0- 0	NON-CONFERENCE	0- 1	0- 2	4- 3				
4- 2	0- 0	0- 0	HOME	0- 0	0- 2	4- 0				
0- 6	0- 2	0- 0	AWAY	0- 1	0- 0	0- 3				
0- 0	0- 0	0- 0	NEUTRAL	0- 0	0- 0	0- 0				
6- 7	0- 0	0- 0	CONFERENCE	0- 0	1- 2	5- 5				
3- 4	0- 0	0- 0	HOME	0- 0	1- 1	2- 3				
3- 3	0- 0	0- 0	AWAY	0- 0	0- 1	3- 2				
0- 0	0- 0	0- 0	NEUTRAL	0- 0	0- 0	0- 0				

RPI 1-25				RPI 26-50				RPI 51-100				RPI 101+ Team's RPI: 267			
RPI	S	Opponent	Score	RPI	S	Opponent	Score	RPI	S	Opponent	Score	RPI	S	Opponent	Score
10	A	Stanford	55 83					83	A	Montana St.	52 71	101	H	UC Davis	53 61
12	A	UCLA	64 80									119	A	Long Beach St.	80 83
												119	H	Long Beach St.	69 67
												127	H	St. Mary's (CA)	71 79
												145	H	San Francisco	67 73
												166	A	UC Riverside	59 68
												166	H	UC Riverside	69 72
												169	A	CSUN	70 63
												169	H	CSUN	79 68
												218	A	Grand Canyon	59 64
												236	H	UC Santa Barbara	78 67
												268	A	Hawaii	57 66
												268	H	Hawaii	79 87
												276	A	CSU Bakersfield	49 57
												279	A	Sacramento St.	96 97
												289	H	North Dakota St.	73 46
												306	H	Northern Ariz.	58 53
												308	H	Pepperdine	62 52
												320	A	UC Irvine	78 60
												320	H	UC Irvine	71 74
												331	H	Utah Valley	77 65
												340	A	Cal St. Fullerton	69 45
LAST 12 Division I GAMES:															
320	H	UC Irvine	71 74	268	A	Hawaii	57 66								
119	H	Long Beach St.	69 67	169	A	CSUN	70 63								
340	A	Cal St. Fullerton	69 45	268	H	Hawaii	79 87								
320	A	UC Irvine	78 60	119	A	Long Beach St.	80 83								
166	H	UC Riverside	69 72	166	A	UC Riverside	59 68								
101	H	UC Davis	53 61	169	H	CSUN	79 68								

Non-Div I Games:

Cal Poly

■ Loss,
 ■ Non-Conf, S Site,
 ■ Home
 ■ Away
 N Neutral

RPI

-Div I Games:	Antelope Valley	64	56	Whittier	97	49
---------------	-----------------	----	----	----------	----	----

California

Through Games Of Feb. 19, 2017

Average RPI Win:	154	WON-LOST	WINNING	LAST 10	STRENGTH OF	OPP. STRENGTH	TEAM	ADJ.	CONF.	ADJ CONF.
Average RPI Loss:	40	RECORD	PCT. RANK	GAMES	SCHEDULE	OF SCHEDULE	RPI	RPI	RPI	RPI
DIV. I ONLY	17- 11	113	3- 7	55	29	70	70	1	1	
DIV. I NON-CONF.	12- 0	1	0- 0	192	185	24	24	1	1	
TOTALS	RPI 1-25	RPI 26-50	W-L RECORDS	RPI 51-100	RPI 101-150	RPI 150+				
17- 11	2- 4	0- 3	OVERALL	2- 4	6- 0	7- 0				
10- 6	1- 2	0- 2	HOME	1- 2	3- 0	5- 0				
4- 5	0- 2	0- 1	AWAY	1- 2	2- 0	1- 0				
3- 0	1- 0	0- 0	NEUTRAL	0- 0	1- 0	1- 0				
12- 0	1- 0	0- 0	NON-CONFERENCE	0- 0	4- 0	7- 0				
7- 0	0- 0	0- 0	HOME	0- 0	2- 0	5- 0				
2- 0	0- 0	0- 0	AWAY	0- 0	1- 0	1- 0				
3- 0	1- 0	0- 0	NEUTRAL	0- 0	1- 0	1- 0				
5- 11	1- 4	0- 3	CONFERENCE	2- 4	2- 0	0- 0				
3- 6	1- 2	0- 2	HOME	1- 2	1- 0	0- 0				
2- 5	0- 2	0- 1	AWAY	1- 2	1- 0	0- 0				
0- 0	0- 0	0- 0	NEUTRAL	0- 0	0- 0	0- 0				

RPI S	Opponent	Score	RPI S	Opponent	Score	RPI S	Opponent	Score	RPI S	Opponent	Score
5	H Oregon St.	56 66	28	A Arizona St.	62 72	62	H Southern California	63 56	111	A Arizona	74 64
6	A Washington	67 90	28	H Arizona St.	45 54	75	A Utah	57 63	111	H Arizona	71 60
10	A Stanford	54 72	31	H Oregon	66 69	75	H Utah	64 73	125	N Southern Miss.	71 51
10	H Stanford	66 72				79	A Colorado	65 53	127	A St. Mary's (CA)	74 67
12	H UCLA	80 77				79	H Colorado	59 64	133	H Duquesne	86 66
14	N Oklahoma	82 74				95	A Washington St.	79 84	145	H San Francisco	75 52
									155	H Santa Clara	73 58
									166	H UC Riverside	71 56
									193	A Nebraska	86 65
									276	H CSU Bakersfield	86 63
									279	H Sacramento St.	97 73
									301	H Lehigh	96 63
									326	N Arkansas St.	80 55
LAST 12 Division I GAMES:											
10	A Stanford	54 72	95	A Washington St.	79 84						
10	H Stanford	66 72	6	A Washington	67 90						
79	H Colorado	59 64	111	H Arizona	71 60						
75	H Utah	64 73	28	H Arizona St.	45 54						
62	H Southern California	63 56	75	A Utah	57 63						
12	H UCLA	80 77	79	A Colorado	65 53						

Non-Div I Games:

California

■ Loss,
■ Non-Conf, S Site,
■ Home
■ Away
N Neutral

Average RPI Win:	293	WON-LOST	WINNING	LAST 10	STRENGTH OF	OPP. STRENGTH	TEAM	ADJ.	CONF.	ADJ CONF.
Average RPI Loss:	175	RECORD	PCT. RANK	GAMES	SCHEDULE	OF SCHEDULE	RPI	RPI	RPI	RPI
DIV. I ONLY	16- 6	58	8- 2	339	331	199	199	28	28	
DIV. I NON-CONF.	5- 3	122	0- 0	322	344	216	216	28	28	
TOTALS	RPI 1-25	RPI 26-50	W-L RECORDS	RPI 51-100	RPI 101-150	RPI 150+				
16- 6	0- 0	0- 0	OVERALL	0- 1	0- 2	16- 3				
6- 4	0- 0	0- 0	HOME	0- 0	0- 2	6- 2				
8- 2	0- 0	0- 0	AWAY	0- 1	0- 0	8- 1				
2- 0	0- 0	0- 0	NEUTRAL	0- 0	0- 0	2- 0				
5- 3	0- 0	0- 0	NON-CONFERENCE	0- 1	0- 1	5- 1				
1- 2	0- 0	0- 0	HOME	0- 0	0- 1	1- 1				
2- 1	0- 0	0- 0	AWAY	0- 1	0- 0	2- 0				
2- 0	0- 0	0- 0	NEUTRAL	0- 0	0- 0	2- 0				
11- 3	0- 0	0- 0	CONFERENCE	0- 0	0- 1	11- 2				
5- 2	0- 0	0- 0	HOME	0- 0	0- 1	5- 1				
6- 1	0- 0	0- 0	AWAY	0- 0	0- 0	6- 1				
0- 0	0- 0	0- 0	NEUTRAL	0- 0	0- 0	0- 0				

RPI 1-25				RPI 26-50				RPI 51-100				RPI 101+				Team's RPI: 199	
RPI	S	Opponent	Score	RPI	S	Opponent	Score	RPI	S	Opponent	Score	RPI	S	Opponent	Score		
								94	A	Mercer	60	76	134	H	Radford	42	61
													135	H	VCU	53	66
													192	H	ETSU	55	56
													221	A	Presbyterian	49	39
													242	H	Liberty	52	58
													246	A	UNC Asheville	61	55
													246	H	UNC Asheville	61	60
													247	N	Ark.-Pine Bluff	51	31
													251	A	Charleston So.	43	60
													251	H	Charleston So.	54	37
													270	A	High Point	69	53
													270	H	High Point	58	33
													290	A	Western Caro.	50	48
													313	A	Gardner-Webb	73	61
													318	A	USC Upstate	56	41
													333	A	Winthrop	70	35
													333	H	Winthrop	61	32
													336	N	Morgan St.	62	51
													338	A	Longwood	66	54
													338	H	Longwood	74	50
													342	H	N.C. Central	61	30
LAST 12 Division I GAMES:																	
				270	A	High Point	69	53					313	A	Gardner-Webb	73	61
				333	A	Winthrop	70	35					270	H	High Point	58	33
				246	H	UNC Asheville	61	60					338	A	Longwood	66	54
				251	A	Charleston So.	43	60					333	H	Winthrop	61	32
				338	H	Longwood	74	50					221	A	Presbyterian	49	39
				242	H	Liberty	52	58					134	H	Radford	42	61

Non-Div I Games: Columbia (SC) 73 32 Saint Augustine's 69 33 St. Andrews 94 39

Campbell

Loss, Non-Conf, S Site, H Home A Away N Neutral

C
a
n
i
s
i
u
s

C
a
n
i
s
i
u
s

Non-Div I Games:

Average RPI Win: 267	WON-LOST	WINNING	LAST 10	STRENGTH OF	OPP. STRENGTH	TEAM	ADJ.	CONF.	ADJ CONF.
Average RPI Loss: 87	RECORD	PCT. RANK	GAMES	SCHEDULE	OF SCHEDULE	RPI	RPI	RPI	RPI
DIV. I ONLY	17- 4	18	10- 0	319	259	116	116	27	27
DIV. I NON-CONF.	4- 2	97	0- 0	282	61	99	99	27	27
TOTALS	RPI 1-25	RPI 26-50	W-L RECORDS	RPI 51-100	RPI 101-150	RPI 150+			
17- 4	0- 1	0- 0	OVERALL	1- 2	1- 1	15- 0			
8- 1	0- 0	0- 0	HOME	1- 0	0- 1	7- 0			
7- 3	0- 0	0- 0	AWAY	0- 1	1- 0	6- 0			
2- 0	0- 0	0- 0	NEUTRAL	0- 0	0- 0	2- 0			
4- 2	0- 1	0- 0	NON-CONFERENCE	0- 1	0- 0	4- 0			
1- 0	0- 0	0- 0	HOME	0- 0	0- 0	1- 0			
1- 2	0- 1	0- 0	AWAY	0- 1	0- 0	1- 0			
2- 0	0- 0	0- 0	NEUTRAL	0- 0	0- 0	2- 0			
13- 2	0- 0	0- 0	CONFERENCE	1- 1	1- 1	11- 0			
7- 1	0- 0	0- 0	HOME	1- 0	0- 1	6- 0			
6- 1	0- 0	0- 0	AWAY	0- 1	1- 0	5- 0			
0- 0	0- 0	0- 0	NEUTRAL	0- 0	0- 0	0- 0			

RPI 1-25			RPI 26-50			RPI 51-100			RPI 101+ Team's RPI: 116		
RPI	S	Opponent	Score	RPI	S	Opponent	Score	RPI	S	Opponent	Score
20	A	Texas A&M	49 74					98	A	Texas Tech	45 79
								100	A	Abilene Christian	76 83
								100	H	Abilene Christian	80 70
								107	A	SFA	67 63
								130	H	Lamar University	56 70
								173	N	Houston	69 55
								200	A	New Orleans	55 51
								242	N	Liberty	61 41
								269	A	McNeese	72 49
								269	H	McNeese	67 52
								297	A	Nicholls St.	61 52
								299	H	Northwestern St.	76 43
								300	A	Alcorn	71 57
								300	H	Alcorn	59 45
								303	A	A&M-Corpus Christi	49 41
								327	H	Southeastern La.	77 55
								332	H	Incarinate Word	63 50
								341	A	Houston Baptist	80 49
								341	H	Houston Baptist	83 39
								343	H	Sam Houston St.	75 48
LAST 12 Division I GAMES:											
341	H	Houston Baptist	83 39	332	H	Incarinate Word	63 50				
343	H	Sam Houston St.	75 48	107	A	SFA	67 63				
297	A	Nicholls St.	61 52	200	A	New Orleans	55 51				
100	H	Abilene Christian	80 70	269	H	McNeese	67 52				
327	H	Southeastern La.	77 55	303	A	A&M-Corpus Christi	49 41				
269	A	McNeese	72 49	341	A	Houston Baptist	80 49				

Non-Div I Games: Crowley's Ridge 102 31 Williams Baptist 82 32 Central Baptist 94 47 Hendrix 71 39
Central Ark.

Average RPI Win:	302	WON-LOST	WINNING	LAST 10	STRENGTH OF	OPP. STRENGTH	TEAM	ADJ.	CONF.	ADJ CONF.
Average RPI Loss:	214	RECORD	PCT. RANK	GAMES	SCHEDULE	OF SCHEDULE	RPI	RPI	RPI	RPI
DIV. I ONLY	9- 17	256	3- 7	331	316	316	316	31	31	
DIV. I NON-CONF.	1- 10	325	0- 0	289	133	342	342	32	32	
TOTALS	RPI 1-25	RPI 26-50	W-L RECORDS	RPI 51-100	RPI 101-150	RPI 150+				
9- 17	0- 0	0- 1	OVERALL	0- 2	0- 0	9- 14				
6- 4	0- 0	0- 0	HOME	0- 0	0- 0	6- 4				
3- 12	0- 0	0- 1	AWAY	0- 2	0- 0	3- 9				
0- 1	0- 0	0- 0	NEUTRAL	0- 0	0- 0	0- 1				
1- 10	0- 0	0- 1	NON-CONFERENCE	0- 2	0- 0	1- 7				
1- 2	0- 0	0- 0	HOME	0- 0	0- 0	1- 2				
0- 7	0- 0	0- 1	AWAY	0- 2	0- 0	0- 4				
0- 1	0- 0	0- 0	NEUTRAL	0- 0	0- 0	0- 1				
8- 7	0- 0	0- 0	CONFERENCE	0- 0	0- 0	8- 7				
5- 2	0- 0	0- 0	HOME	0- 0	0- 0	5- 2				
3- 5	0- 0	0- 0	AWAY	0- 0	0- 0	3- 5				
0- 0	0- 0	0- 0	NEUTRAL	0- 0	0- 0	0- 0				

RPI 1-25			RPI 26-50			RPI 51-100			RPI 101+ Team's RPI: 316		
RPI	S	Opponent	Score	RPI	S	Opponent	Score	RPI	S	Opponent	Score
				32	A	Syracuse	63 95	73	A	New Hampshire	52 56
								85	A	Virginia Tech	47 81
								167	A	Boston College	46 66
								171	H	Hartford	58 68
								196	A	Sacred Heart	61 82
								196	H	Sacred Heart	67 50
								207	A	Seton Hall	70 78
								212	A	Robert Morris	46 55
								212	H	Robert Morris	39 62
								238	A	Dartmouth	51 61
								255	H	Stony Brook	59 64
								256	A	Saint Francis (PA)	81 87
								264	N	San Diego St.	62 80
								281	H	Vermont	78 76
								282	H	Bryant	53 52
								287	A	Mt. St. Mary's	66 81
								287	H	Mt. St. Mary's	68 58
								295	A	Massachusetts	37 76
								324	A	St. Francis Brooklyn	61 53
								334	A	Wagner	83 71
								334	H	Wagner	66 53
								337	A	LIU Brooklyn	76 71
								337	H	LIU Brooklyn	62 68
								345	A	Fairleigh Dickinson	64 77
								345	H	Fairleigh Dickinson	68 49
LAST 12 Division I GAMES:											
				212	H	Robert Morris	39 62				
				345	A	Fairleigh Dickinson	64 77				
				196	A	Sacred Heart	61 82				
				334	A	Wagner	83 71				
				287	A	Mt. St. Mary's	66 81				
				337	H	LIU Brooklyn	62 68				
				282	H	Bryant	53 52				
				212	A	Robert Morris	46 55				
				256	A	Saint Francis (PA)	81 87				
				337	A	LIU Brooklyn	76 71				
				345	H	Fairleigh Dickinson	68 49				
				287	H	Mt. St. Mary's	68 58				

Non-Div I Games:

Central Conn. St.

■ Loss,
 ■ Non-Conf,
 ■ S Site,
 ■ H Home
 ■ A Away
 N Neutral

Central Mich.

Through Games Of Feb. 19, 2017

Average RPI Win:	185	WON-LOST	WINNING	LAST 10	STRENGTH OF	OPP. STRENGTH	TEAM	ADJ.	CONF.	ADJ CONF.
Average RPI Loss:	60	RECORD	PCT. RANK	GAMES	SCHEDULE	OF SCHEDULE	RPI	RPI	RPI	RPI
DIV. I ONLY	20- 6	33	8- 2	118	91	41	41	10	10	
DIV. I NON-CONF.	8- 4	97	0- 0	259	34	146	146	11	11	
TOTALS	RPI 1-25	RPI 26-50	W-L RECORDS	RPI 51-100	RPI 101-150	RPI 150+				
20- 6	0- 2	2- 0	OVERALL	4- 4	2- 0	12- 0				
13- 1	0- 1	1- 0	HOME	2- 0	2- 0	8- 0				
5- 5	0- 1	1- 0	AWAY	2- 4	0- 0	2- 0				
2- 0	0- 0	0- 0	NEUTRAL	0- 0	0- 0	2- 0				
8- 4	0- 2	0- 0	NON-CONFERENCE	0- 2	1- 0	7- 0				
6- 1	0- 1	0- 0	HOME	0- 0	1- 0	5- 0				
0- 3	0- 1	0- 0	AWAY	0- 2	0- 0	0- 0				
2- 0	0- 0	0- 0	NEUTRAL	0- 0	0- 0	2- 0				
12- 2	0- 0	2- 0	CONFERENCE	4- 2	1- 0	5- 0				
7- 0	0- 0	1- 0	HOME	2- 0	1- 0	3- 0				
5- 2	0- 0	1- 0	AWAY	2- 2	0- 0	2- 0				
0- 0	0- 0	0- 0	NEUTRAL	0- 0	0- 0	0- 0				

RPI 1-25				RPI 26-50				Team's RPI: 41	RPI 51-100				RPI 101+			
RPI	S	Opponent	Score	RPI	S	Opponent	Score		RPI	S	Opponent	Score	RPI	S	Opponent	Score
2	A	Notre Dame	47 107	50	A	Ohio	70 64		76	A	Middle Tenn.	69 79	102	H	Saint Joseph's	73 71
25	H	Elon	57 71	50	H	Ohio	64 59		80	A	Buffalo	56 67	129	H	Ball St.	101 92
									80	H	Buffalo	88 71	162	H	Oakland	70 67
									82	A	Northern Ill.	109 94	175	H	Western Mich.	94 83
									84	A	Toledo	72 74	188	H	Illinois	82 51
									84	H	Toledo	72 61	223	H	Akron	89 62
									90	A	Purdue	51 62	235	H	Miami (OH)	80 61
									99	A	Kent St.	91 78	237	H	Furman	81 71
													259	A	Bowling Green	76 65
													285	A	Eastern Mich.	104 63
													289	N	North Dakota St.	77 55
													314	H	Loyola Chicago	95 57
													322	H	Ill.-Chicago	77 55
													331	N	Utah Valley	71 62
LAST 12 Division I GAMES:																
84	H	Toledo	72 61	84	A	Toledo	72 74									
50	A	Ohio	70 64	80	A	Buffalo	56 67									
175	H	Western Mich.	94 83	235	H	Miami (OH)	80 61									
82	A	Northern Ill.	109 94	259	A	Bowling Green	76 65									
285	A	Eastern Mich.	104 63	129	H	Ball St.	101 92									
50	H	Ohio	64 59	80	H	Buffalo	88 71									

Non-Div I Games:

Central Mich.

■ Loss,
■ Non-Conf,
■ S Site,
■ H Home
■ A Away
N Neutral

Charleston So.

Through Games Of Feb. 19, 2017

Average RPI Win:	265	WON-LOST	WINNING	LAST 10	STRENGTH OF	OPP. STRENGTH	TEAM	ADJ.	CONF.	ADJ CONF.
Average RPI Loss:	200	RECORD	PCT. RANK	GAMES	SCHEDULE	OF SCHEDULE	RPI	RPI	RPI	RPI
DIV. I ONLY	11- 11	170	6- 4	316	305	251	251	28	28	
DIV. I NON-CONF.	3- 5	223	0- 0	341	196	322	322	28	28	
TOTALS	RPI 1-25	RPI 26-50	W-L RECORDS	RPI 51-100	RPI 101-150	RPI 150+				
11- 11	0- 0	0- 0	OVERALL	0- 1	1- 2	10- 8				
8- 3	0- 0	0- 0	HOME	0- 0	1- 0	7- 3				
3- 8	0- 0	0- 0	AWAY	0- 1	0- 2	3- 5				
0- 0	0- 0	0- 0	NEUTRAL	0- 0	0- 0	0- 0				
3- 5	0- 0	0- 0	NON-CONFERENCE	0- 1	0- 1	3- 3				
2- 2	0- 0	0- 0	HOME	0- 0	0- 0	2- 2				
1- 3	0- 0	0- 0	AWAY	0- 1	0- 1	1- 1				
0- 0	0- 0	0- 0	NEUTRAL	0- 0	0- 0	0- 0				
8- 6	0- 0	0- 0	CONFERENCE	0- 0	1- 1	7- 5				
6- 1	0- 0	0- 0	HOME	0- 0	1- 0	5- 1				
2- 5	0- 0	0- 0	AWAY	0- 0	0- 1	2- 4				
0- 0	0- 0	0- 0	NEUTRAL	0- 0	0- 0	0- 0				

RPI 1-25			RPI 26-50			RPI 51-100			RPI 101+			Team's RPI: 251		
RPI	S	Opponent	Score	RPI	S	Opponent	Score	RPI	S	Opponent	Score			
								56	A	West Virginia	38	88		
										106	A	North Carolina	77	93
										134	A	Radford	59	67
										134	H	Radford	57	45
										194	H	Col. of Charleston	76	79
										199	A	Campbell	37	54
										199	H	Campbell	60	43
										221	A	Presbyterian	48	50
										221	H	Presbyterian	52	34
										227	H	Ga. Southern	55	54
										242	A	Liberty	56	67
										242	H	Liberty	72	81
										246	A	UNC Asheville	47	56
										246	H	UNC Asheville	73	66
										265	H	Wofford	45	59
										270	A	High Point	74	68
										290	A	Western Caro.	53	58
										291	A	Lipscomb	67	52
										313	H	Gardner-Webb	64	57
										333	H	Winthrop	71	52
										338	A	Longwood	62	47
										348	H	South Carolina St.	67	62
LAST 12 Division I GAMES:														
				242	A	Liberty	56	67		338	A	Longwood	62	47
				246	H	UNC Asheville	73	66		313	H	Gardner-Webb	64	57
				134	A	Radford	59	67		134	H	Radford	57	45
				199	H	Campbell	60	43		221	A	Presbyterian	48	50
				221	H	Presbyterian	52	34		333	H	Winthrop	71	52
				246	A	UNC Asheville	47	56		270	A	High Point	74	68

Non-Div I Games: Southern Wesleyan 80 57 Montreat 79 50 Paine 75 67

Charleston So.

Loss, Non-Conf, S Site, H Home A Away N Neutral

Average RPI Win:	199	WON-LOST	WINNING	LAST 10	STRENGTH OF	OPP. STRENGTH	TEAM	ADJ.	CONF.	ADJ CONF.
Average RPI Loss:	109	RECORD	PCT. RANK	GAMES	SCHEDULE	OF SCHEDULE	RPI	RPI	RPI	RPI
DIV. I ONLY	17- 8	75	5- 5	194	101	114	114	15	15	
DIV. I NON-CONF.	8- 3	67	0- 0	294	21	117	117	16	16	
TOTALS	RPI 1-25	RPI 26-50	W-L RECORDS	RPI 51-100	RPI 101-150	RPI 150+				
17- 8	0- 1	0- 0	OVERALL	1- 3	4- 1	12- 3				
8- 4	0- 0	0- 0	HOME	1- 1	0- 1	7- 2				
9- 2	0- 1	0- 0	AWAY	0- 0	4- 0	5- 1				
0- 2	0- 0	0- 0	NEUTRAL	0- 2	0- 0	0- 0				
8- 3	0- 1	0- 0	NON-CONFERENCE	0- 2	2- 0	6- 0				
5- 0	0- 0	0- 0	HOME	0- 0	0- 0	5- 0				
3- 1	0- 1	0- 0	AWAY	0- 0	2- 0	1- 0				
0- 2	0- 0	0- 0	NEUTRAL	0- 2	0- 0	0- 0				
9- 5	0- 0	0- 0	CONFERENCE	1- 1	2- 1	6- 3				
3- 4	0- 0	0- 0	HOME	1- 1	0- 1	2- 2				
6- 1	0- 0	0- 0	AWAY	0- 0	2- 0	4- 1				
0- 0	0- 0	0- 0	NEUTRAL	0- 0	0- 0	0- 0				

RPI S	Opponent	Score	RPI S	Opponent	Score	RPI S	Opponent	Score	RPI S	Opponent	Score	Team's RPI: 114
18	A Miami (FL)	46 80				57	H Western Ky.	89 85	121	A Old Dominion	86 75	
						71	N Boise St.	65 68	121	H Old Dominion	70 72	
						75	N Utah	68 81	125	A Southern Miss.	78 61	
						76	H Middle Tenn.	81 83	133	A Duquesne	77 63	
									146	A Pittsburgh	70 63	
									158	H East Carolina	79 64	
									161	A Louisiana Tech	54 80	
									168	A Rice	69 51	
									168	H Rice	52 55	
									185	H UAB	81 88	
									189	A North Texas	78 63	
									189	H North Texas	66 49	
									194	A Col. of Charleston	62 49	
									211	H Wisconsin	63 48	
									221	H Presbyterian	71 63	
									254	H Marshall	93 77	
									275	H Davidson	93 79	
									283	A FIU	101 54	
									328	A Fla. Atlantic	72 66	
									338	H Longwood	66 41	
LAST 12 Division I GAMES:												
121	H Old Dominion	70 72	189	H North Texas	66 49							
76	H Middle Tenn.	81 83	121	A Old Dominion	86 75							
185	H UAB	81 88	125	A Southern Miss.	78 61							
283	A FIU	101 54	161	A Louisiana Tech	54 80							
328	A Fla. Atlantic	72 66	254	H Marshall	93 77							
168	H Rice	52 55	57	H Western Ky.	89 85							

Non-Div I Games:

Charlotte

■ Loss,
■ Non-Conf, S Site,
■ Home
■ Away
N Neutral

Chattanooga

Through Games Of Feb. 19, 2017

Average RPI Win:	215	WON-LOST	WINNING	LAST 10	STRENGTH OF	OPP. STRENGTH	TEAM	ADJ.	CONF.	ADJ CONF.
Average RPI Loss:	85	RECORD	PCT. RANK	GAMES	SCHEDULE	OF SCHEDULE	RPI	RPI	RPI	RPI
DIV. I ONLY	16- 10	108	8- 2	86	114	89	89	17	17	
DIV. I NON-CONF.	6- 8	203	0- 0	62	19	119	119	20	20	
TOTALS	RPI 1-25	RPI 26-50	W-L RECORDS	RPI 51-100	RPI 101-150	RPI 150+				
16- 10	0- 3	0- 2	OVERALL	2- 2	1- 1	13- 2				
6- 4	0- 1	0- 2	HOME	1- 1	1- 0	4- 0				
8- 5	0- 2	0- 0	AWAY	1- 1	0- 0	7- 2				
2- 1	0- 0	0- 0	NEUTRAL	0- 0	0- 1	2- 0				
6- 8	0- 3	0- 2	NON-CONFERENCE	0- 2	1- 1	5- 0				
1- 4	0- 1	0- 2	HOME	0- 1	1- 0	0- 0				
3- 3	0- 2	0- 0	AWAY	0- 1	0- 0	3- 0				
2- 1	0- 0	0- 0	NEUTRAL	0- 0	0- 1	2- 0				
10- 2	0- 0	0- 0	CONFERENCE	2- 0	0- 0	8- 2				
5- 0	0- 0	0- 0	HOME	1- 0	0- 0	4- 0				
5- 2	0- 0	0- 0	AWAY	1- 0	0- 0	4- 2				
0- 0	0- 0	0- 0	NEUTRAL	0- 0	0- 0	0- 0				

RPI 1-25				RPI 26-50				RPI 51-100 Team's RPI: 89				RPI 101+			
RPI	S	Opponent	Score	RPI	S	Opponent	Score	RPI	S	Opponent	Score	RPI	S	Opponent	Score
1	A	UConn	43 80	29	H	Green Bay	55 71	81	H	Florida	61 72	115	H	Stetson	66 55
2	H	Notre Dame	58 79	47	H	Indiana	76 79	94	A	Mercer	74 56	141	N	Maine	39 49
13	A	Louisville	47 63					94	H	Mercer	70 50	192	A	ETSU	70 62
								97	A	FGCU	55 68	192	H	ETSU	60 45
												203	A	UNCG	72 75
												203	H	UNCG	58 55
												213	A	Rutgers	66 53
												221	A	Presbyterian	56 48
												228	A	Samford	77 61
												228	H	Samford	51 45
												234	A	UT Martin	80 60
												237	A	Furman	48 65
												259	N	Bowling Green	54 49
												265	A	Wofford	71 61
												290	A	Western Caro.	60 48
												290	H	Western Caro.	67 46
												319	N	Lafayette	68 43
LAST 12 Division I GAMES:															
290	A	Western Caro.	60 48	265	A	Wofford	71 61								
203	A	UNCG	72 75	203	H	UNCG	58 55								
192	A	ETSU	70 62	290	H	Western Caro.	67 46								
228	H	Samford	51 45	192	H	ETSU	60 45								
94	H	Mercer	70 50	94	A	Mercer	74 56								
237	A	Furman	48 65	228	A	Samford	77 61								

Non-Div I Games:

Chattanooga

■ Loss,
 ■ Non-Conf, S Site,
 ■ Home
 ■ Away
 N Neutral

Average RPI Win:	0	WON-LOST	WINNING	LAST 10	STRENGTH OF	OPP. STRENGTH	TEAM	ADJ.	CONF.	ADJ CONF.
Average RPI Loss:	199	RECORD	PCT. RANK	GAMES	SCHEDULE	OF SCHEDULE	RPI	RPI	RPI	RPI
DIV. I ONLY	0- 25	348	0- 10	141	330	335	335	29	29	
DIV. I NON-CONF.	0- 14	335	0- 1	74	307	312	312	29	29	
TOTALS	RPI 1-25	RPI 26-50	W-L RECORDS	RPI 51-100	RPI 101-150	RPI 150+				
0- 25	0- 1	0- 0	OVERALL	0- 3	0- 4	0- 17				
0- 10	0- 0	0- 0	HOME	0- 1	0- 1	0- 8				
0- 15	0- 1	0- 0	AWAY	0- 2	0- 3	0- 9				
0- 0	0- 0	0- 0	NEUTRAL	0- 0	0- 0	0- 0				
0- 14	0- 1	0- 0	NON-CONFERENCE	0- 3	0- 4	0- 6				
0- 6	0- 0	0- 0	HOME	0- 1	0- 1	0- 4				
0- 8	0- 1	0- 0	AWAY	0- 2	0- 3	0- 2				
0- 0	0- 0	0- 0	NEUTRAL	0- 0	0- 0	0- 0				
0- 11	0- 0	0- 0	CONFERENCE	0- 0	0- 0	0- 11				
0- 4	0- 0	0- 0	HOME	0- 0	0- 0	0- 4				
0- 7	0- 0	0- 0	AWAY	0- 0	0- 0	0- 7				
0- 0	0- 0	0- 0	NEUTRAL	0- 0	0- 0	0- 0				

RPI 1-25				RPI 26-50				RPI 51-100				RPI 101+ Team's RPI: 335			
RPI	S	Opponent	Score	RPI	S	Opponent	Score	RPI	S	Opponent	Score	RPI	S	Opponent	Score
24	A	Kansas St.	33 83					64	A	Northwestern	42 75	129	A	Ball St.	53 88
								78	H	Western Ill.	50 54	136	H	Wright St.	65 71
								82	A	Northern Ill.	85 94	138	A	Cincinnati	53 81
												148	A	Milwaukee	49 71
												162	H	Oakland	60 80
												163	A	New Mexico St.	63 100
												163	H	New Mexico St.	54 65
												175	H	Western Mich.	51 64
												182	A	Morehead St.	55 63
												214	A	Seattle U	53 82
												214	H	Seattle U	51 64
												218	A	Grand Canyon	39 57
												248	A	UTRGV	43 71
												248	H	UTRGV	46 57
												276	A	CSU Bakersfield	48 83
												305	H	Valparaiso	51 53
												314	A	Loyola Chicago	54 59
												315	H	NJIT	42 57
												317	A	UMKC	53 62
												331	A	Utah Valley	54 73
												331	H	Utah Valley	59 62
LAST 12 Division I GAMES:															
317	A	UMKC	53 62	248	H	UTRGV	46 57								
331	A	Utah Valley	54 73	214	H	Seattle U	51 64								
214	A	Seattle U	53 82	331	H	Utah Valley	59 62								
163	H	New Mexico St.	54 65	163	A	New Mexico St.	63 100								
218	A	Grand Canyon	39 57	248	A	UTRGV	43 71								
276	A	CSU Bakersfield	48 83	315	H	NJIT	42 57								

Non-Div I Games:

Chicago St.

■ Loss,
■ Non-Conf,
■ S Site,
■ H Home
■ A Away
N Neutral

Average RPI Win:	211	WON-LOST	WINNING	LAST 10	STRENGTH OF	OPP. STRENGTH	TEAM	ADJ.	CONF.	ADJ CONF.
Average RPI Loss:	84	RECORD	PCT. RANK	GAMES	SCHEDULE	OF SCHEDULE	RPI	RPI	RPI	RPI
DIV. I ONLY	15- 10	115	5- 5	170	85	138	138	5	5	
DIV. I NON-CONF.	8- 4	97	0- 0	324	241	214	214	5	5	
TOTALS	RPI 1-25	RPI 26-50	W-L RECORDS	RPI 51-100	RPI 101-150	RPI 150+				
15- 10	0- 1	0- 4	OVERALL	1- 2	3- 1	11- 2				
10- 5	0- 1	0- 1	HOME	1- 1	2- 0	7- 2				
5- 5	0- 0	0- 3	AWAY	0- 1	1- 1	4- 0				
0- 0	0- 0	0- 0	NEUTRAL	0- 0	0- 0	0- 0				
8- 4	0- 0	0- 1	NON-CONFERENCE	0- 1	0- 0	8- 2				
5- 3	0- 0	0- 0	HOME	0- 1	0- 0	5- 2				
3- 1	0- 0	0- 1	AWAY	0- 0	0- 0	3- 0				
0- 0	0- 0	0- 0	NEUTRAL	0- 0	0- 0	0- 0				
7- 6	0- 1	0- 3	CONFERENCE	1- 1	3- 1	3- 0				
5- 2	0- 1	0- 1	HOME	1- 0	2- 0	2- 0				
2- 4	0- 0	0- 2	AWAY	0- 1	1- 1	1- 0				
0- 0	0- 0	0- 0	NEUTRAL	0- 0	0- 0	0- 0				

RPI 1-25				RPI 26-50				RPI 51-100				RPI 101+				Team's RPI: 138	
RPI	S	Opponent	Score	RPI	S	Opponent	Score	RPI	S	Opponent	Score	RPI	S	Opponent	Score		
1	H	UConn	49 96	26	A	Ohio St.	38 80	87	H	Georgia	48 51	113	A	UCF	44 64		
				34	A	South Fla.	52 72	93	A	SMU	47 64	113	H	UCF	63 57		
				44	A	Tulane	51 62	93	H	SMU	67 65	150	A	Memphis	66 59		
				44	H	Tulane	68 74					150	H	Memphis	68 57		
												158	H	East Carolina	74 64		
												173	A	Houston	71 62		
												173	H	Houston	85 64		
												187	H	Xavier	61 72		
												206	H	Indiana St.	55 63		
												235	A	Miami (OH)	49 43		
												244	H	Howard	66 56		
												247	H	Ark.-Pine Bluff	72 42		
												259	A	Bowling Green	68 58		
												263	H	Tennessee Tech	60 38		
												278	A	Southeast Mo. St.	83 75		
												296	H	Eastern Ill.	78 64		
												335	H	Chicago St.	81 53		
LAST 12 Division I GAMES:																	
				150	H	Memphis	68 57	113	A	UCF	44 64						
				44	A	Tulane	51 62	158	H	East Carolina	74 64						
				173	A	Houston	71 62	93	H	SMU	67 65						
				1	H	UConn	49 96	150	A	Memphis	66 59						
				34	A	South Fla.	52 72	173	H	Houston	85 64						
				44	H	Tulane	68 74	113	H	UCF	63 57						

Average RPI Win:	205	WON-LOST	WINNING	LAST 10	STRENGTH OF	OPP. STRENGTH	TEAM	ADJ.	CONF.	ADJ CONF.
Average RPI Loss:	37	RECORD	PCT. RANK	GAMES	SCHEDULE	OF SCHEDULE	RPI	RPI	RPI	RPI
DIV. I ONLY	14- 14	170	3- 7	50	69	108	108	3	3	
DIV. I NON-CONF.	11- 2	23	0- 0	202	287	82	82	4	4	
TOTALS	RPI 1-25	RPI 26-50	W-L RECORDS	RPI 51-100	RPI 101-150	RPI 150+				
14- 14	0- 7	0- 4	OVERALL	1- 2	4- 0	9- 1				
9- 7	0- 3	0- 3	HOME	1- 1	2- 0	6- 0				
3- 7	0- 4	0- 1	AWAY	0- 1	1- 0	2- 1				
2- 0	0- 0	0- 0	NEUTRAL	0- 0	1- 0	1- 0				
11- 2	0- 1	0- 1	NON-CONFERENCE	0- 0	2- 0	9- 0				
7- 1	0- 0	0- 1	HOME	0- 0	1- 0	6- 0				
2- 1	0- 1	0- 0	AWAY	0- 0	0- 0	2- 0				
2- 0	0- 0	0- 0	NEUTRAL	0- 0	1- 0	1- 0				
3- 12	0- 6	0- 3	CONFERENCE	1- 2	2- 0	0- 1				
2- 6	0- 3	0- 2	HOME	1- 1	1- 0	0- 0				
1- 6	0- 3	0- 1	AWAY	0- 1	1- 0	0- 1				
0- 0	0- 0	0- 0	NEUTRAL	0- 0	0- 0	0- 0				

RPI	S	Opponent	Score	RPI	S	Opponent	Score	RPI	S	Opponent	Score	RPI	S	Opponent	Score	Team's RPI: 108
2	H	Notre Dame	80 84	31	H	Oregon	59 87	52	H	Georgia Tech	62 61	106	H	North Carolina	78 67	
4	A	South Carolina	61 83	32	H	Syracuse	62 88	59	A	Wake Forest	56 68	136	N	Wright St.	75 51	
7	A	Duke	37 65	38	A	North Carolina St.	53 65	85	H	Virginia Tech	69 78	141	H	Maine	69 61	
11	A	Florida St.	47 80	45	H	Virginia	37 69					146	A	Pittsburgh	54 46	
11	H	Florida St.	27 86									161	H	Louisiana Tech	78 67	
13	H	Louisville	46 60									167	A	Boston College	48 60	
18	A	Miami (FL)	57 81									205	H	Bethune-Cookman	59 38	
												226	A	Monmouth	60 47	
												227	H	Ga. Southern	58 47	
												249	A	Jacksonville St.	69 63	
												271	H	Coastal Caro.	64 57	
												290	H	Western Caro.	78 63	
												314	N	Loyola Chicago	61 40	
												348	H	South Carolina St.	56 36	
LAST 12 Division I GAMES:																
11	A	Florida St.	47 80	52	H	Georgia Tech	62 61									
2	H	Notre Dame	80 84	13	H	Louisville	46 60									
18	A	Miami (FL)	57 81	38	A	North Carolina St.	53 65									
146	A	Pittsburgh	54 46	45	H	Virginia	37 69									
106	H	North Carolina	78 67	11	H	Florida St.	27 86									
7	A	Duke	37 65	59	A	Wake Forest	56 68									

Non-Div I Games:

Clemson

■ Loss,
■ Non-Conf, S Site,
■ Home
■ Away
N Neutral

Average RPI Win:	279	WON-LOST	WINNING	LAST 10	STRENGTH OF	OPP. STRENGTH	TEAM	ADJ.	CONF.	ADJ CONF.
Average RPI Loss:	126	RECORD	PCT. RANK	GAMES	SCHEDULE	OF SCHEDULE	RPI	RPI	RPI	RPI
DIV. I ONLY	12- 13	186	4- 6	187	258	181	181	20	20	
DIV. I NON-CONF.	4- 5	198	0- 0	144	244	153	153	21	21	
TOTALS	RPI 1-25	RPI 26-50	W-L RECORDS	RPI 51-100	RPI 101-150	RPI 150+				
12- 13	0- 0	0- 3	OVERALL	0- 2	0- 5	12- 3				
4- 5	0- 0	0- 1	HOME	0- 1	0- 2	4- 1				
7- 8	0- 0	0- 2	AWAY	0- 1	0- 3	7- 2				
1- 0	0- 0	0- 0	NEUTRAL	0- 0	0- 0	1- 0				
4- 5	0- 0	0- 1	NON-CONFERENCE	0- 2	0- 1	4- 1				
0- 2	0- 0	0- 0	HOME	0- 1	0- 0	0- 1				
3- 3	0- 0	0- 1	AWAY	0- 1	0- 1	3- 0				
1- 0	0- 0	0- 0	NEUTRAL	0- 0	0- 0	1- 0				
8- 8	0- 0	0- 2	CONFERENCE	0- 0	0- 4	8- 2				
4- 3	0- 0	0- 1	HOME	0- 0	0- 2	4- 0				
4- 5	0- 0	0- 1	AWAY	0- 0	0- 2	4- 2				
0- 0	0- 0	0- 0	NEUTRAL	0- 0	0- 0	0- 0				

RPI 1-25				RPI 26-50				RPI 51-100				RPI 101+				Team's RPI: 181
RPI	S	Opponent	Score	RPI	S	Opponent	Score	RPI	S	Opponent	Score	RPI	S	Opponent	Score	
				26	A	Ohio St.	78 96	68	A	Bucknell	66 77	117	A	Navy	63 88	
				29	A	Green Bay	60 79	84	H	Toledo	59 92	136	A	Wright St.	63 84	
				29	H	Green Bay	51 65					136	H	Wright St.	60 65	
												148	A	Milwaukee	72 76	
												148	H	Milwaukee	78 80	
												162	A	Oakland	74 62	
												170	A	Detroit Mercy	54 66	
												225	N	Richmond	69 65	
												240	H	Niagara	49 67	
												257	A	Evansville	66 62	
												259	A	Bowling Green	64 56	
												293	A	Northern Ky.	58 54	
												293	H	Northern Ky.	77 58	
												296	A	Eastern Ill.	66 56	
												305	A	Valparaiso	66 62	
												305	H	Valparaiso	71 60	
												309	A	Youngstown St.	67 92	
												309	H	Youngstown St.	71 68	
												322	A	Ill.-Chicago	63 59	
												322	H	Ill.-Chicago	77 59	
LAST 12 Division I GAMES:																
				293	H	Northern Ky.	77 58	29	H	Green Bay	51 65					
				136	H	Wright St.	60 65	148	H	Milwaukee	78 80					
				148	A	Milwaukee	72 76	170	A	Detroit Mercy	54 66					
				29	A	Green Bay	60 79	162	A	Oakland	74 62					
				305	A	Valparaiso	66 62	309	A	Youngstown St.	67 92					
				322	A	Ill.-Chicago	63 59	322	H	Ill.-Chicago	77 59					

Non-Div I Games: Notre Dame (OH) 51 66 Lake Erie 65 42

Cleveland St.

Loss, Non-Conf, S Site, H Home A Away N Neutral

Average RPI Win:	266	WON-LOST	WINNING	LAST 10	STRENGTH OF	OPP. STRENGTH	TEAM	ADJ.	CONF.	ADJ CONF.
Average RPI Loss:	178	RECORD	PCT. RANK	GAMES	SCHEDULE	OF SCHEDULE	RPI	RPI	RPI	RPI
DIV. I ONLY	9- 14	235	3- 7	309	276	271	271	21	21	
DIV. I NON-CONF.	4- 4	165	0- 0	347	343	291	291	19	19	
TOTALS	RPI 1-25	RPI 26-50	W-L RECORDS	RPI 51-100	RPI 101-150	RPI 150+				
9- 14	0- 0	0- 2	OVERALL	0- 0	0- 4	9- 8				
4- 5	0- 0	0- 1	HOME	0- 0	0- 1	4- 3				
4- 9	0- 0	0- 1	AWAY	0- 0	0- 3	4- 5				
1- 0	0- 0	0- 0	NEUTRAL	0- 0	0- 0	1- 0				
4- 4	0- 0	0- 0	NON-CONFERENCE	0- 0	0- 1	4- 3				
1- 1	0- 0	0- 0	HOME	0- 0	0- 0	1- 1				
2- 3	0- 0	0- 0	AWAY	0- 0	0- 1	2- 2				
1- 0	0- 0	0- 0	NEUTRAL	0- 0	0- 0	1- 0				
5- 10	0- 0	0- 2	CONFERENCE	0- 0	0- 3	5- 5				
3- 4	0- 0	0- 1	HOME	0- 0	0- 1	3- 2				
2- 6	0- 0	0- 1	AWAY	0- 0	0- 2	2- 3				
0- 0	0- 0	0- 0	NEUTRAL	0- 0	0- 0	0- 0				

RPI 1-25			RPI 26-50			RPI 51-100			RPI 101+ Team's RPI: 271						
RPI	S	Opponent	Score	RPI	S	Opponent	Score	RPI	S	Opponent	Score	RPI	S	Opponent	Score
				49	A	Little Rock	47 79					104	A	Troy	66 78
				49	H	Little Rock	66 74					105	A	UT Arlington	58 60
												105	H	UT Arlington	41 70
												108	A	Clemson	57 64
												172	A	Texas St.	62 83
												172	H	Texas St.	64 48
												194	A	Col. of Charleston	79 72
												208	H	Appalachian St.	60 55
												227	A	Ga. Southern	70 78
												227	H	Ga. Southern	62 65
												241	A	South Ala.	61 45
												245	A	Georgia St.	73 67
												245	H	Georgia St.	48 69
												254	A	Marshall	66 84
												256	H	Saint Francis (PA)	59 70
												265	A	Wofford	62 67
												321	A	Fort Wayne	72 57
												326	A	Arkansas St.	52 60
												326	H	Arkansas St.	57 55
												342	H	N.C. Central	66 50
												348	N	South Carolina St.	63 54
LAST 12 Division I GAMES:															
				104	A	Troy	66 78					172	H	Texas St.	64 48
				241	A	South Ala.	61 45					105	H	UT Arlington	41 70
				227	H	Ga. Southern	62 65					245	A	Georgia St.	73 67
				245	H	Georgia St.	48 69					227	A	Ga. Southern	70 78
				49	A	Little Rock	47 79					208	H	Appalachian St.	60 55
				326	A	Arkansas St.	52 60					326	H	Arkansas St.	57 55

Non-Div I Games: Pfeiffer 91 49 Catawba 58 63

Coastal Caro.

Average RPI Win:	194	WON-LOST	WINNING	LAST 10	STRENGTH OF	OPP. STRENGTH	TEAM	ADJ.	CONF.	ADJ CONF.
Average RPI Loss:	122	RECORD	PCT. RANK	GAMES	SCHEDULE	OF SCHEDULE	RPI	RPI	RPI	RPI
DIV. I ONLY	9- 17	256	4- 6	101	107	194	194	9	9	
DIV. I NON-CONF.	3- 8	262	0- 0	179	154	224	224	8	8	
TOTALS	RPI 1-25	RPI 26-50	W-L RECORDS	RPI 51-100	RPI 101-150	RPI 150+				
9- 17	0- 3	0- 2	OVERALL	1- 3	2- 2	6- 7				
5- 6	0- 1	0- 1	HOME	1- 1	1- 1	3- 2				
4- 11	0- 2	0- 1	AWAY	0- 2	1- 1	3- 5				
0- 0	0- 0	0- 0	NEUTRAL	0- 0	0- 0	0- 0				
3- 8	0- 1	0- 1	NON-CONFERENCE	0- 2	0- 1	3- 3				
0- 4	0- 0	0- 0	HOME	0- 1	0- 1	0- 2				
3- 4	0- 1	0- 1	AWAY	0- 1	0- 0	3- 1				
0- 0	0- 0	0- 0	NEUTRAL	0- 0	0- 0	0- 0				
6- 9	0- 2	0- 1	CONFERENCE	1- 1	2- 1	3- 4				
5- 2	0- 1	0- 1	HOME	1- 0	1- 0	3- 0				
1- 7	0- 1	0- 0	AWAY	0- 1	1- 1	0- 4				
0- 0	0- 0	0- 0	NEUTRAL	0- 0	0- 0	0- 0				

RPI 1-25				RPI 26-50				RPI 51-100				RPI 101+ Team's RPI: 194			
RPI	S	Opponent	Score	RPI	S	Opponent	Score	RPI	S	Opponent	Score	RPI	S	Opponent	Score
13	A	Louisville	58 86	38	A	North Carolina St.	47 91	54	A	Drexel	57 70	114	H	Charlotte	49 62
25	A	Elon	57 70	39	H	James Madison	78 84	54	H	Drexel	79 75	128	A	Delaware	66 71
25	H	Elon	56 84					57	A	Western Ky.	76 89	149	A	William & Mary	71 69
								85	H	Virginia Tech	61 71	149	H	William & Mary	70 60
												154	A	Northeastern	44 61
												173	A	Houston	63 79
												180	A	Hofstra	81 85
												180	H	Hofstra	71 55
												202	A	Towson	59 61
												202	H	Towson	59 54
												208	A	Appalachian St.	65 62
												222	A	UNCW	61 67
												222	H	UNCW	76 37
												251	A	Charleston So.	79 76
												271	H	Coastal Caro.	72 79
												286	H	North Florida	47 60
												333	A	Winthrop	95 64
LAST 12 Division I GAMES:															
39	H	James Madison	78 84	222	A	UNCW	61 67								
149	A	William & Mary	71 69	180	H	Hofstra	71 55								
154	A	Northeastern	44 61	128	A	Delaware	66 71								
180	A	Hofstra	81 85	54	A	Drexel	57 70								
202	H	Towson	59 54	202	A	Towson	59 61								
54	H	Drexel	79 75	25	H	Elon	56 84								

Non-Div I Games:

Col. of Charleston

■ Loss,
 ■ Non-Conf, S Site,
 ■ Home
 ■ Away
 N Neutral

Average RPI Win:	252	WON-LOST	WINNING	LAST 10	STRENGTH OF	OPP. STRENGTH	TEAM	ADJ.	CONF.	ADJ CONF.
Average RPI Loss:	170	RECORD	PCT. RANK	GAMES	SCHEDULE	OF SCHEDULE	RPI	RPI	RPI	RPI
DIV. I ONLY	9- 17	256	4- 6	197	268	252	252	23	23	
DIV. I NON-CONF.	3- 8	262	0- 0	264	227	288	288	25	25	
TOTALS	RPI 1-25	RPI 26-50	W-L RECORDS	RPI 51-100	RPI 101-150	RPI 150+				
9- 17	0- 0	0- 0	OVERALL	0- 4	1- 2	8- 11				
6- 5	0- 0	0- 0	HOME	0- 1	0- 2	6- 2				
3- 12	0- 0	0- 0	AWAY	0- 3	1- 0	2- 9				
0- 0	0- 0	0- 0	NEUTRAL	0- 0	0- 0	0- 0				
3- 8	0- 0	0- 0	NON-CONFERENCE	0- 2	0- 1	3- 5				
2- 1	0- 0	0- 0	HOME	0- 0	0- 1	2- 0				
1- 7	0- 0	0- 0	AWAY	0- 2	0- 0	1- 5				
0- 0	0- 0	0- 0	NEUTRAL	0- 0	0- 0	0- 0				
6- 9	0- 0	0- 0	CONFERENCE	0- 2	1- 1	5- 6				
4- 4	0- 0	0- 0	HOME	0- 1	0- 1	4- 2				
2- 5	0- 0	0- 0	AWAY	0- 1	1- 0	1- 4				
0- 0	0- 0	0- 0	NEUTRAL	0- 0	0- 0	0- 0				

RPI	S	Opponent	Score	RPI	S	Opponent	Score	RPI	S	Opponent	Score	RPI	S	Opponent	Score	Team's RPI: 252
68	A	Bucknell	56	79	117	A	Navy	69	61	117	H	Navy	67	80		
68	H	Bucknell	49	79	122	H	Cornell	57	70	157	A	Army West Point	47	57		
77	A	Gonzaga	42	72	157	H	Army West Point	69	76	165	A	Brown	67	62		
90	A	Purdue	51	71	176	A	Providence	85	92	177	A	Columbia	67	75		
					178	A	Siena	63	71	202	H	Towson	76	71		
					210	A	American	57	68	210	H	American	62	73		
					231	A	St. Bonaventure	57	70	239	A	Boston U.	51	65		
					239	H	Boston U.	96	87	261	A	Loyola Maryland	77	87		
					261	H	Loyola Maryland	76	62	312	A	Holy Cross	62	54		
					312	H	Holy Cross	70	52	312	H	Lafayette	76	69		
					319	H	LIU Brooklyn	76	61	344	A	UMass Lowell	77	82		
LAST 12 Division I GAMES:																
261	H	Loyola Maryland	76	62	210	H	American	62	73							
239	A	Boston U.	51	65	261	A	Loyola Maryland	77	87							
68	H	Bucknell	49	79	239	H	Boston U.	96	87							
157	A	Army West Point	47	57	68	A	Bucknell	56	79							
117	A	Navy	69	61	157	H	Army West Point	69	76							
312	H	Holy Cross	70	52	117	H	Navy	67	80							

Non-Div I Games:

Colgate

Average RPI Win:	159	WON-LOST	WINNING	LAST 10	STRENGTH OF	OPP. STRENGTH	TEAM	ADJ.	CONF.	ADJ CONF.
Average RPI Loss:	36	RECORD	PCT. RANK	GAMES	SCHEDULE	OF SCHEDULE	RPI	RPI	RPI	RPI
DIV. I ONLY	15- 12	142	4- 6	44	30	79	79	1	1	
DIV. I NON-CONF.	10- 1	15	0- 0	219	217	72	72	1	1	
TOTALS	RPI 1-25	RPI 26-50	W-L RECORDS	RPI 51-100	RPI 101-150	RPI 150+				
15- 12	1- 6	1- 2	OVERALL	5- 3	2- 1	6- 0				
11- 6	1- 3	1- 1	HOME	4- 1	1- 1	4- 0				
4- 6	0- 3	0- 1	AWAY	1- 2	1- 0	2- 0				
0- 0	0- 0	0- 0	NEUTRAL	0- 0	0- 0	0- 0				
10- 1	1- 0	0- 0	NON-CONFERENCE	2- 0	1- 1	6- 0				
7- 1	1- 0	0- 0	HOME	2- 0	0- 1	4- 0				
3- 0	0- 0	0- 0	AWAY	0- 0	1- 0	2- 0				
0- 0	0- 0	0- 0	NEUTRAL	0- 0	0- 0	0- 0				
5- 11	0- 6	1- 2	CONFERENCE	3- 3	1- 0	0- 0				
4- 5	0- 3	1- 1	HOME	2- 1	1- 0	0- 0				
1- 6	0- 3	0- 1	AWAY	1- 2	0- 0	0- 0				
0- 0	0- 0	0- 0	NEUTRAL	0- 0	0- 0	0- 0				

RPI 1-25				RPI 26-50				RPI 51-100				RPI 101+			
RPI	S	Opponent	Score	RPI	S	Opponent	Score	RPI	S	Opponent	Score	RPI	S	Opponent	Score
5	A	Oregon St.	57 81	28	H	Arizona St.	52 71	51	H	Colorado St.	74 56	111	H	Arizona	65 56
5	H	Oregon St.	49 54	31	A	Oregon	66 71	62	A	Southern California	54 79	112	H	Wyoming	75 82
6	H	Washington	75 79	31	H	Oregon	76 66	70	A	California	64 59	126	A	Northern Colo.	83 62
10	A	Stanford	51 64					70	H	California	53 65	152	H	Idaho St.	85 56
10	H	Stanford	70 84					75	A	Utah	53 58	289	A	North Dakota St.	76 59
12	A	UCLA	74 87					75	H	Utah	54 49	310	A	Mississippi Val.	76 64
15	H	Kentucky	79 69					93	H	SMU	67 50	323	H	Air Force	95 68
								95	H	Washington St.	70 58	324	H	St. Francis Brooklyn	81 54
												327	H	Southeastern La.	112 54
LAST 12 Division I GAMES:															
				31	H	Oregon	76 66	75	A	Utah	53 58				
				5	H	Oregon St.	49 54	75	H	Utah	54 49				
				70	A	California	64 59	5	A	Oregon St.	57 81				
				10	A	Stanford	51 64	31	A	Oregon	66 71				
				6	H	Washington	75 79	10	H	Stanford	70 84				
				95	H	Washington St.	70 58	70	H	California	53 65				

Non-Div I Games:

Colorado

■ Loss,
 ■ Non-Conf,
 ■ S Site,
 ■ H Home
 ■ A Away
 N Neutral

Average RPI Win:	193	WON-LOST	WINNING	LAST 10	STRENGTH OF	OPP. STRENGTH	TEAM	ADJ.	CONF.	ADJ CONF.
Average RPI Loss:	92	RECORD	PCT. RANK	GAMES	SCHEDULE	OF SCHEDULE	RPI	RPI	RPI	RPI
DIV. I ONLY	18- 6	45	9- 1	139	110	51	51	13	13	
DIV. I NON-CONF.	6- 4	127	0- 0	237	67	135	135	15	15	
TOTALS	RPI 1-25	RPI 26-50	W-L RECORDS	RPI 51-100	RPI 101-150	RPI 150+				
18- 6	0- 2	0- 0	OVERALL	3- 2	3- 0	12- 2				
11- 1	0- 0	0- 0	HOME	1- 1	2- 0	8- 0				
7- 5	0- 1	0- 0	AWAY	2- 1	1- 0	4- 1				
0- 0	0- 0	0- 0	NEUTRAL	0- 0	0- 0	0- 0				
6- 4	0- 2	0- 0	NON-CONFERENCE	0- 1	1- 0	5- 1				
5- 0	0- 0	0- 0	HOME	0- 0	1- 0	4- 0				
1- 4	0- 2	0- 0	AWAY	0- 1	0- 0	1- 1				
0- 0	0- 0	0- 0	NEUTRAL	0- 0	0- 0	0- 0				
12- 2	0- 0	0- 0	CONFERENCE	3- 1	2- 0	7- 1				
6- 1	0- 0	0- 0	HOME	1- 1	1- 0	4- 0				
6- 1	0- 0	0- 0	AWAY	2- 0	1- 0	3- 1				
0- 0	0- 0	0- 0	NEUTRAL	0- 0	0- 0	0- 0				

RPI 1-25				RPI 26-50				RPI 51-100 Team's RPI: 51				RPI 101+			
RPI	S	Opponent	Score	RPI	S	Opponent	Score	RPI	S	Opponent	Score	RPI	S	Opponent	Score
6	A	Washington	68 101					71	A	Boise St.	60 53	112	H	Wyoming	61 54
14	A	Oklahoma	55 70					71	H	Boise St.	45 51	126	H	Northern Colo.	58 47
								79	A	Colorado	56 74	139	A	New Mexico	78 63
								88	A	UNLV	57 37	151	H	Omaha	69 42
								88	H	UNLV	44 41	174	A	Fresno St.	66 64
												174	H	Fresno St.	73 56
												191	A	Utah St.	48 55
												191	H	Utah St.	74 43
												193	A	Nebraska	59 62
												195	A	San Jose St.	68 56
												195	H	San Jose St.	70 67
												214	H	Seattle U	66 62
												264	H	San Diego St.	60 43
												311	H	Denver	76 49
												323	A	Air Force	72 35
												327	H	Southeastern La.	77 31
												330	A	Montana	63 49
LAST 12 Division I GAMES:															
112	H	Wyoming	61 54	195	A	San Jose St.	68 56								
174	A	Fresno St.	66 64	191	H	Utah St.	74 43								
191	A	Utah St.	48 55	174	H	Fresno St.	73 56								
88	H	UNLV	44 41	139	A	New Mexico	78 63								
71	A	Boise St.	60 53	323	A	Air Force	72 35								
264	H	San Diego St.	60 43	195	H	San Jose St.	70 67								

Non-Div I Games: N.M. Highlands 96 31 Adams St. 76 29

Colorado St.

Loss, Non-Conf, S Site, H Home A Away N Neutral

Average RPI Win:	257	WON-LOST	WINNING	LAST 10	STRENGTH OF	OPP. STRENGTH	TEAM	ADJ.	CONF.	ADJ CONF.
Average RPI Loss:	123	RECORD	PCT. RANK	GAMES	SCHEDULE	OF SCHEDULE	RPI	RPI	RPI	RPI
DIV. I ONLY	13- 10	136	3- 7	257	216	177	177	8	8	
DIV. I NON-CONF.	10- 3	54	1- 1	338	333	171	171	10	10	
TOTALS	RPI 1-25	RPI 26-50	W-L RECORDS	RPI 51-100	RPI 101-150	RPI 150+				
13- 10	0- 0	0- 2	OVERALL	0- 1	1- 4	12- 3				
5- 5	0- 0	0- 1	HOME	0- 1	0- 2	5- 1				
8- 5	0- 0	0- 1	AWAY	0- 0	1- 2	7- 2				
0- 0	0- 0	0- 0	NEUTRAL	0- 0	0- 0	0- 0				
10- 3	0- 0	0- 0	NON-CONFERENCE	0- 0	0- 1	10- 2				
4- 1	0- 0	0- 0	HOME	0- 0	0- 0	4- 1				
6- 2	0- 0	0- 0	AWAY	0- 0	0- 1	6- 1				
0- 0	0- 0	0- 0	NEUTRAL	0- 0	0- 0	0- 0				
3- 7	0- 0	0- 2	CONFERENCE	0- 1	1- 3	2- 1				
1- 4	0- 0	0- 1	HOME	0- 1	0- 2	1- 0				
2- 3	0- 0	0- 1	AWAY	0- 0	1- 1	1- 1				
0- 0	0- 0	0- 0	NEUTRAL	0- 0	0- 0	0- 0				

RPI S	Opponent	Score	RPI S	Opponent	Score	RPI S	Opponent	Score	RPI S	Opponent	Score	Team's RPI: 177
27	A Harvard	68 70	27	H Harvard	55 58	86	H Penn	54 64	110	H Princeton	52 62	
									119	A Long Beach St.	60 73	
									122	A Cornell	70 77	
									122	H Cornell	55 69	
									142	A Yale	72 68	
									165	A Brown	60 69	
									176	H Providence	66 64	
									201	H UMBC	56 67	
									215	A Binghamton	75 65	
									225	A Richmond	65 58	
									238	A Dartmouth	91 88	
									238	H Dartmouth	69 48	
									252	H Colgate	75 67	
									255	A Stony Brook	53 55	
									256	A Saint Francis (PA)	84 77	
									261	A Loyola Maryland	65 53	
									315	A NJIT	65 51	
									337	H LIU Brooklyn	66 57	
									340	A Cal St. Fullerton	61 46	
									344	H UMass Lowell	76 57	
LAST 12 Division I GAMES:												
238	H Dartmouth	69 48	27	A Harvard	68 70	238	A Dartmouth	91 88	122	H Cornell	55 69	
27	H Harvard	55 58	86	H Penn	54 64	122	A Cornell	70 77	315	A NJIT	65 51	
110	H Princeton	52 62	165	A Brown	60 69	119	A Long Beach St.	60 73				
86	H Penn	54 64	142	A Yale	72 68							

Non-Div I Games:

Columbia

■ Loss,
■ Non-Conf, S Site,
■ Home
■ Away
N Neutral

Average RPI Win:	322	WON-LOST	WINNING	LAST 10	STRENGTH OF	OPP. STRENGTH	TEAM	ADJ.	CONF.	ADJ CONF.
Average RPI Loss:	160	RECORD	PCT. RANK	GAMES	SCHEDULE	OF SCHEDULE	RPI	RPI	RPI	RPI
DIV. I ONLY	7- 18	289	5- 5	242	313	284	284	32	32	
DIV. I NON-CONF.	0- 12	335	0- 0	53	72	297	297	31	31	
TOTALS	RPI 1-25	RPI 26-50	W-L RECORDS	RPI 51-100	RPI 101-150	RPI 150+				
7- 18	0- 1	0- 3	OVERALL	0- 1	0- 3	7- 10				
4- 4	0- 0	0- 0	HOME	0- 0	0- 1	4- 3				
3- 13	0- 1	0- 3	AWAY	0- 1	0- 2	3- 6				
0- 1	0- 0	0- 0	NEUTRAL	0- 0	0- 0	0- 1				
0- 12	0- 1	0- 3	NON-CONFERENCE	0- 1	0- 3	0- 4				
0- 1	0- 0	0- 0	HOME	0- 0	0- 1	0- 0				
0- 10	0- 1	0- 3	AWAY	0- 1	0- 2	0- 3				
0- 1	0- 0	0- 0	NEUTRAL	0- 0	0- 0	0- 1				
7- 6	0- 0	0- 0	CONFERENCE	0- 0	0- 0	7- 6				
4- 3	0- 0	0- 0	HOME	0- 0	0- 0	4- 3				
3- 3	0- 0	0- 0	AWAY	0- 0	0- 0	3- 3				
0- 0	0- 0	0- 0	NEUTRAL	0- 0	0- 0	0- 0				

RPI S	Opponent	Score	RPI S	Opponent	Score	RPI S	Opponent	Score	RPI S	Opponent	Score	Team's RPI: 284
18 A	Miami (FL)	35 75	32 A	Syracuse	30 76	56 A	West Virginia	39 69	106 A	North Carolina	55 90	
			45 A	Virginia	40 103				107 H	SFA	57 72	
			48 A	George Washington	46 77				135 A	VCU	44 73	
									179 A	Hampton	54 78	
									192 N	ETSU	58 70	
									201 A	UMBC	63 73	
									202 A	Towson	65 69	
									205 A	Bethune-Cookman	52 71	
									205 H	Bethune-Cookman	56 76	
									244 A	Howard	58 66	
									253 A	UMES	55 49	
									273 H	Norfolk St.	45 49	
									280 H	N.C. A&T	65 57	
									287 A	Mt. St. Mary's	48 54	
									336 H	Morgan St.	61 45	
									339 A	Florida A&M	70 62	
									342 H	N.C. Central	46 58	
									347 H	Delaware St.	77 64	
									348 A	South Carolina St.	66 63	
									348 H	South Carolina St.	70 54	
LAST 12 Division I GAMES:												
348 A	South Carolina St.	66 63	336 H	Morgan St.	61 45							
347 H	Delaware St.	77 64	273 H	Norfolk St.	45 49							
205 H	Bethune-Cookman	56 76	244 A	Howard	58 66							
342 H	N.C. Central	46 58	280 H	N.C. A&T	65 57							
253 A	UMES	55 49	205 A	Bethune-Cookman	52 71							
179 A	Hampton	54 78	339 A	Florida A&M	70 62							

Non-Div I Games:

Coppin St.

■ Loss,
 ■ Non-Conf,
 ■ S Site,
 ■ Home
 ■ A Away
 N Neutral

Average RPI Win: 213	WON-LOST	WINNING	LAST 10	STRENGTH OF	OPP. STRENGTH	TEAM	ADJ.	CONF.	ADJ CONF.
Average RPI Loss: 143	RECORD	PCT. RANK	GAMES	SCHEDULE	OF SCHEDULE	RPI	RPI	RPI	RPI
DIV. I ONLY	14- 9	111	5- 5	151	220	122	122	8	8
DIV. I NON-CONF.	9- 4	85	2- 0	267	320	133	133	10	10
TOTALS	RPI 1-25	RPI 26-50	W-L RECORDS	RPI 51-100	RPI 101-150	RPI 150+			
14- 9	0- 0	1- 1	OVERALL	1- 2	1- 2	11- 4			
7- 3	0- 0	1- 0	HOME	1- 2	0- 1	5- 0			
7- 6	0- 0	0- 1	AWAY	0- 0	1- 1	6- 4			
0- 0	0- 0	0- 0	NEUTRAL	0- 0	0- 0	0- 0			
9- 4	0- 0	0- 0	NON-CONFERENCE	1- 1	0- 1	8- 2			
4- 1	0- 0	0- 0	HOME	1- 1	0- 0	3- 0			
5- 3	0- 0	0- 0	AWAY	0- 0	0- 1	5- 2			
0- 0	0- 0	0- 0	NEUTRAL	0- 0	0- 0	0- 0			
5- 5	0- 0	1- 1	CONFERENCE	0- 1	1- 1	3- 2			
3- 2	0- 0	1- 0	HOME	0- 1	0- 1	2- 0			
2- 3	0- 0	0- 1	AWAY	0- 0	1- 0	1- 2			
0- 0	0- 0	0- 0	NEUTRAL	0- 0	0- 0	0- 0			

RPI S	Opponent	Score	RPI S	Opponent	Score	RPI S	Opponent	Score	RPI S	Opponent	Score	Team's RPI: 122
27	A Harvard	59 62	27	H Harvard	57 52	54	H Drexel	53 63	110	H Princeton	54 58	
						73	H New Hampshire	61 56	142	A Yale	76 63	
						86	H Penn	55 61	146	A Pittsburgh	44 56	
									165	A Brown	67 72	
									177	A Columbia	69 55	
									177	H Columbia	77 70	
									202	A Towson	63 68	
									215	A Binghamton	54 51	
									238	A Dartmouth	74 84	
									238	H Dartmouth	72 57	
									244	H Howard	67 55	
									252	A Colgate	70 57	
									255	A Stony Brook	65 66	
									256	A Saint Francis (PA)	78 72	
									261	H Loyola Maryland	58 50	
									262	H Canisius	60 43	
									309	A Youngstown St.	80 75	
									347	A Delaware St.	72 51	
LAST 12 Division I GAMES:												
27	H Harvard	57 52	238	A Dartmouth	74 84							
238	H Dartmouth	72 57	27	A Harvard	59 62							
86	H Penn	55 61	177	A Columbia	69 55							
110	H Princeton	54 58	177	H Columbia	77 70							
142	A Yale	76 63	347	A Delaware St.	72 51							
165	A Brown	67 72	215	A Binghamton	54 51							

Non-Div I Games:

Cornell

Average RPI Win:	123	WON-LOST	WINNING	LAST 10	STRENGTH OF	OPP. STRENGTH	TEAM	ADJ.	CONF.	ADJ CONF.
Average RPI Loss:	59	RECORD	PCT. RANK	GAMES	SCHEDULE	OF SCHEDULE	RPI	RPI	RPI	RPI
DIV. I ONLY	20- 6	33	9- 1	47	56	16	16	7	7	
DIV. I NON-CONF.	6- 4	127	0- 0	67	29	64	64	7	7	
TOTALS	RPI 1-25	RPI 26-50	W-L RECORDS	RPI 51-100	RPI 101-150	RPI 150+				
20- 6	0- 3	3- 1	OVERALL	7- 1	0- 0	10- 1				
12- 1	0- 1	2- 0	HOME	3- 0	0- 0	7- 0				
7- 4	0- 1	1- 1	AWAY	3- 1	0- 0	3- 1				
1- 1	0- 1	0- 0	NEUTRAL	1- 0	0- 0	0- 0				
6- 4	0- 1	1- 1	NON-CONFERENCE	1- 1	0- 0	4- 1				
4- 0	0- 0	1- 0	HOME	0- 0	0- 0	3- 0				
1- 3	0- 0	0- 1	AWAY	0- 1	0- 0	1- 1				
1- 1	0- 1	0- 0	NEUTRAL	1- 0	0- 0	0- 0				
14- 2	0- 2	2- 0	CONFERENCE	6- 0	0- 0	6- 0				
8- 1	0- 1	1- 0	HOME	3- 0	0- 0	4- 0				
6- 1	0- 1	1- 0	AWAY	3- 0	0- 0	2- 0				
0- 0	0- 0	0- 0	NEUTRAL	0- 0	0- 0	0- 0				

RPI	S	Opponent	Score	RPI	S	Opponent	Score	RPI	S	Opponent	Score	RPI	S	Opponent	Score
19	A	DePaul	65 79	33	A	South Dakota St.	56 63	53	N	Dayton	56 53	151	H	Omaha	82 45
19	H	DePaul	56 60	35	H	Drake	80 77	55	A	Villanova	47 44	153	H	Kansas	69 49
22	N	Missouri	63 72	40	A	Marquette	83 63	55	H	Villanova	60 46	176	A	Providence	58 51
				40	H	Marquette	80 77	58	A	Georgetown	67 59	176	H	Providence	88 57
								58	H	Georgetown	70 68	187	H	Xavier	63 52
								61	A	UNI	49 50	193	H	Nebraska	80 64
								72	A	St. John's (NY)	55 43	197	A	Wichita St.	54 62
								72	H	St. John's (NY)	67 60	207	A	Seton Hall	70 60
												207	H	Seton Hall	61 44
												224	A	Marist	72 50
												250	H	Butler	67 52
LAST 12 Division I GAMES:															
72	H	St. John's (NY)	67 60	19	H	DePaul	56 60	207	A	Seton Hall	70 60	72	A	St. John's (NY)	55 43
207	H	Seton Hall	61 44	207	A	Seton Hall	70 60	72	A	St. John's (NY)	55 43	176	A	Providence	58 51
176	H	Providence	88 57	72	A	St. John's (NY)	55 43	55	H	Villanova	60 46	58	H	Georgetown	70 68
58	A	Georgetown	67 59	55	H	Villanova	60 46								
55	A	Villanova	47 44	58	H	Georgetown	70 68								
40	H	Marquette	80 77												

Non-Div I Games:

Creighton

RPI 1-25				RPI 26-50				RPI 51-100				RPI 101+ Team's RPI: 238			
RPI	S	Opponent	Score	RPI	S	Opponent	Score	RPI	S	Opponent	Score	RPI	S	Opponent	Score
				27	A	Harvard	65 70	73	A	New Hampshire	47 64	110	A	Princeton	55 85
				27	H	Harvard	61 70	86	A	Penn	38 68	121	A	Old Dominion	56 82
												122	A	Cornell	57 72
												122	H	Cornell	84 74
												140	H	Albany (NY)	69 61
												141	A	Maine	55 60
												142	H	Yale	50 57
												149	A	William & Mary	50 63
												157	H	Army West Point	60 68
												165	H	Brown	62 65
												167	A	Boston College	53 65
												177	A	Columbia	48 69
												177	H	Columbia	88 91
												224	H	Marist	61 66
												239	A	Boston U.	61 49
												281	A	Vermont	54 59
												304	A	Rhode Island	62 52
												312	H	Holy Cross	53 49
												316	H	Central Conn. St.	61 51
LAST 12 Division I GAMES:															
				177	A	Columbia	48 69	122	H	Cornell	84 74				
				122	A	Cornell	57 72	177	H	Columbia	88 91				
				165	H	Brown	62 65	27	H	Harvard	61 70				
				142	H	Yale	50 57	27	A	Harvard	65 70				
				86	A	Penn	38 68	73	A	New Hampshire	47 64				
				110	A	Princeton	55 85	140	H	Albany (NY)	69 61				

Non-Div I Games:

Average RPI Win: 235	WON-LOST	WINNING	LAST 10	STRENGTH OF	OPP. STRENGTH	TEAM	ADJ.	CONF.	ADJ CONF.
Average RPI Loss: 142	RECORD	PCT. RANK	GAMES	SCHEDULE	OF SCHEDULE	RPI	RPI	RPI	RPI
DIV. I ONLY	6- 21	310	4- 6	91	209	275	275	12	12
DIV. I NON-CONF.	2- 10	305	0- 0	48	303	266	266	12	12
TOTALS	RPI 1-25	RPI 26-50	W-L RECORDS	RPI 51-100	RPI 101-150	RPI 150+			
6- 21	0- 0	0- 2	OVERALL	0- 3	1- 7	5- 9			
5- 9	0- 0	0- 0	HOME	0- 2	1- 3	4- 4			
1- 10	0- 0	0- 2	AWAY	0- 0	0- 4	1- 4			
0- 2	0- 0	0- 0	NEUTRAL	0- 1	0- 0	0- 1			
2- 10	0- 0	0- 1	NON-CONFERENCE	0- 2	0- 3	2- 4			
2- 4	0- 0	0- 0	HOME	0- 1	0- 2	2- 1			
0- 4	0- 0	0- 1	AWAY	0- 0	0- 1	0- 2			
0- 2	0- 0	0- 0	NEUTRAL	0- 1	0- 0	0- 1			
4- 11	0- 0	0- 1	CONFERENCE	0- 1	1- 4	3- 5			
3- 5	0- 0	0- 0	HOME	0- 1	1- 1	2- 3			
1- 6	0- 0	0- 1	AWAY	0- 0	0- 3	1- 2			
0- 0	0- 0	0- 0	NEUTRAL	0- 0	0- 0	0- 0			

RPI S	Opponent	Score	RPI S	Opponent	Score	RPI S	Opponent	Score	RPI S	Opponent	Score	Team's RPI: 275
42	A Michigan St.	34 70	48	A George Washington	62 76	53	H Dayton	52 68	102	A Saint Joseph's	54 69	
						84	N Toledo	41 76	103	H Saint Louis	69 106	
						94	H Mercer	60 67	113	H UCF	38 57	
									114	A Charlotte	79 93	
									120	A Fordham	72 85	
									120	H Fordham	52 51	
									133	A Duquesne	51 73	
									134	H Radford	40 44	
									152	N Idaho St.	58 70	
									164	H La Salle	58 65	
									175	A Western Mich.	63 76	
									183	A George Mason	55 59	
									183	H George Mason	58 54	
									192	A ETSU	56 76	
									222	H UNCW	58 67	
									225	H Richmond	52 61	
									231	A St. Bonaventure	51 70	
									237	H Furman	71 61	
									270	H High Point	82 72	
									295	A Massachusetts	63 59	
									295	H Massachusetts	60 61	
									304	H Rhode Island	74 64	
LAST 12 Division I GAMES:												
102	A Saint Joseph's	54 69	225	H Richmond	52 61	231	A St. Bonaventure	51 70				
120	H Fordham	52 51	164	H La Salle	58 65	183	H George Mason	58 54				
304	H Rhode Island	74 64	48	A George Washington	62 76	295	H Massachusetts	60 61				
183	A George Mason	55 59	53	H Dayton	52 68							

Non-Div I Games:

Davidson

■ Loss,
■ Non-Conf,
■ S Site,
■ H Home
■ A Away
N Neutral

Average RPI Win:	178	WON-LOST	WINNING	LAST 10	STRENGTH OF	OPP. STRENGTH	TEAM	ADJ.	CONF.	ADJ CONF.
Average RPI Loss:	64	RECORD	PCT. RANK	GAMES	SCHEDULE	OF SCHEDULE	RPI	RPI	RPI	RPI
DIV. I ONLY	18- 9	80	8- 2	72	80	53	53	12	12	
DIV. I NON-CONF.	6- 6	165	0- 0	35	8	78	78	12	12	
TOTALS	RPI 1-25	RPI 26-50	W-L RECORDS	RPI 51-100	RPI 101-150	RPI 150+				
18- 9	1- 2	1- 3	OVERALL	0- 2	7- 1	9- 1				
7- 3	0- 0	1- 1	HOME	0- 1	2- 0	4- 1				
8- 4	0- 1	0- 2	AWAY	0- 0	4- 1	4- 0				
3- 2	1- 1	0- 0	NEUTRAL	0- 1	1- 0	1- 0				
6- 6	1- 2	0- 2	NON-CONFERENCE	0- 2	2- 0	3- 0				
1- 2	0- 0	0- 1	HOME	0- 1	0- 0	1- 0				
2- 2	0- 1	0- 1	AWAY	0- 0	1- 0	1- 0				
3- 2	1- 1	0- 0	NEUTRAL	0- 1	1- 0	1- 0				
12- 3	0- 0	1- 1	CONFERENCE	0- 0	5- 1	6- 1				
6- 1	0- 0	1- 0	HOME	0- 0	2- 0	3- 1				
6- 2	0- 0	0- 1	AWAY	0- 0	3- 1	3- 0				
0- 0	0- 0	0- 0	NEUTRAL	0- 0	0- 0	0- 0				

RPI 1-25				RPI 26-50				RPI 51-100				Team's RPI: 53		RPI 101+			
RPI	S	Opponent	Score	RPI	S	Opponent	Score	RPI	S	Opponent	Score			RPI	S	Opponent	Score
1	A	UConn	65 98	43	H	Quinnipiac	60 63	52	N	Georgia Tech	68 81			102	H	Saint Joseph's	64 59
16	N	Creighton	53 56	45	A	Virginia	56 66	84	H	Toledo	72 76			103	A	Saint Louis	78 67
20	N	Texas A&M	74 57	48	A	George Washington	39 52							110	A	Princeton	62 56
				48	H	George Washington	50 48							120	A	Fordham	52 66
														121	N	Old Dominion	77 69
														133	A	Duquesne	75 64
														133	H	Duquesne	66 47
														135	A	VCU	68 48
														164	H	La Salle	51 54
														183	A	George Mason	60 48
														211	A	Wisconsin	83 64
														225	H	Richmond	55 39
														231	A	St. Bonaventure	62 60
														242	N	Liberty	82 53
														275	A	Davidson	68 52
														295	H	Massachusetts	77 65
														304	H	Rhode Island	81 51
														336	H	Morgan St.	61 42
LAST 12 Division I GAMES:																	
				120	A	Fordham	52 66					304	H	Rhode Island	81 51		
				133	H	Duquesne	66 47					183	A	George Mason	60 48		
				48	A	George Washington	39 52					102	H	Saint Joseph's	64 59		
				225	H	Richmond	55 39					103	A	Saint Louis	78 67		
				135	A	VCU	68 48					133	A	Duquesne	75 64		
				275	A	Davidson	68 52					48	H	George Washington	50 48		

Average RPI Win:	151	WON-LOST	WINNING	LAST 10	STRENGTH OF	OPP. STRENGTH	TEAM	ADJ.	CONF.	ADJ CONF.
Average RPI Loss:	19	RECORD	PCT. RANK	GAMES	SCHEDULE	OF SCHEDULE	RPI	RPI	RPI	RPI
DIV. I ONLY	22- 6	28	8- 2	49	53	19	19	7	7	
DIV. I NON-CONF.	8- 4	97	0- 0	17	16	34	34	7	7	
TOTALS	RPI 1-25	RPI 26-50	W-L RECORDS	RPI 51-100	RPI 101-150	RPI 150+				
22- 6	2- 4	1- 2	OVERALL	6- 0	0- 0	13- 0				
11- 2	1- 1	0- 1	HOME	2- 0	0- 0	8- 0				
9- 3	1- 2	0- 1	AWAY	3- 0	0- 0	5- 0				
2- 1	0- 1	1- 0	NEUTRAL	1- 0	0- 0	0- 0				
8- 4	0- 4	1- 0	NON-CONFERENCE	2- 0	0- 0	5- 0				
5- 1	0- 1	0- 0	HOME	1- 0	0- 0	4- 0				
1- 2	0- 2	0- 0	AWAY	0- 0	0- 0	1- 0				
2- 1	0- 1	1- 0	NEUTRAL	1- 0	0- 0	0- 0				
14- 2	2- 0	0- 2	CONFERENCE	4- 0	0- 0	8- 0				
6- 1	1- 0	0- 1	HOME	1- 0	0- 0	4- 0				
8- 1	1- 0	0- 1	AWAY	3- 0	0- 0	4- 0				
0- 0	0- 0	0- 0	NEUTRAL	0- 0	0- 0	0- 0				

RPI	S	Opponent	Score
1	A	UConn	46 91
2	H	Notre Dame	61 75
9	N	Baylor	72 104
16	A	Creighton	60 56
16	H	Creighton	79 65
23	A	Temple	74 84

RPI	S	Opponent	Score
32	N	Syracuse	108 84
40	A	Marquette	81 96
40	H	Marquette	101 102

RPI	S	Opponent	Score
55	A	Villanova	80 50
57	N	Western Ky.	77 69
58	A	Georgetown	76 53
64	H	Northwestern	89 66
72	A	St. John's (NY)	78 66
72	H	St. John's (NY)	54 51

RPI	S	Opponent	Score
176	A	Providence	64 55
176	H	Providence	61 56
185	H	UAB	90 80
187	A	Xavier	70 43
187	H	Xavier	85 69
207	A	Seton Hall	96 65
207	H	Seton Hall	86 60
208	H	Appalachian St.	99 58
234	H	UT Martin	100 68
250	A	Butler	92 62
250	H	Butler	100 69
292	H	Prairie View	94 62
314	A	Loyola Chicago	107 46

LAST 12 Division I GAMES:

40	A	Marquette	81 96	16	A	Creighton	60 56
250	A	Butler	92 62	40	H	Marquette	101 102
187	A	Xavier	70 43	187	H	Xavier	85 69
207	H	Seton Hall	86 60	250	H	Butler	100 69
72	H	St. John's (NY)	54 51	72	A	St. John's (NY)	78 66
176	A	Providence	64 55	207	A	Seton Hall	96 65

Non-Div I Games:

DePaul

Delaware

Through Games Of Feb. 19, 2017

Average RPI Win:	194	WON-LOST	WINNING	LAST 10	STRENGTH OF	OPP. STRENGTH	TEAM	ADJ.	CONF.	ADJ CONF.
Average RPI Loss:	93	RECORD	PCT. RANK	GAMES	SCHEDULE	OF SCHEDULE	RPI	RPI	RPI	RPI
DIV. I ONLY	14- 12	153	6- 4	81	129	128	128	9	9	
DIV. I NON-CONF.	6- 5	148	0- 0	92	275	156	156	8	8	
TOTALS	RPI 1-25	RPI 26-50	W-L RECORDS	RPI 51-100	RPI 101-150	RPI 150+				
14- 12	0- 1	0- 3	OVERALL	0- 3	2- 1	12- 4				
8- 6	0- 0	0- 1	HOME	0- 2	1- 1	7- 2				
6- 4	0- 1	0- 1	AWAY	0- 1	1- 0	5- 1				
0- 2	0- 0	0- 1	NEUTRAL	0- 0	0- 0	0- 1				
6- 5	0- 0	0- 1	NON-CONFERENCE	0- 1	1- 0	5- 3				
4- 3	0- 0	0- 0	HOME	0- 1	1- 0	3- 2				
2- 0	0- 0	0- 0	AWAY	0- 0	0- 0	2- 0				
0- 2	0- 0	0- 1	NEUTRAL	0- 0	0- 0	0- 1				
8- 7	0- 1	0- 2	CONFERENCE	0- 2	1- 1	7- 1				
4- 3	0- 0	0- 1	HOME	0- 1	0- 1	4- 0				
4- 4	0- 1	0- 1	AWAY	0- 1	1- 0	3- 1				
0- 0	0- 0	0- 0	NEUTRAL	0- 0	0- 0	0- 0				

RPI 1-25	RPI 26-50	RPI 51-100	RPI 101+ Team's RPI: 128
RPI S Opponent Score	RPI S Opponent Score	RPI S Opponent Score	RPI S Opponent Score
25 A Elon 42 69	39 A James Madison 42 77	54 A Drexel 49 53	110 H Princeton 66 62
	39 H James Madison 51 66	54 H Drexel 44 54	149 A William & Mary 68 54
	42 N Michigan St. 64 81	58 H Georgetown 46 54	149 H William & Mary 49 60
			154 A Northeastern 41 50
			154 H Northeastern 65 53
			157 H Army West Point 47 61
			170 N Detroit Mercy 64 66
			171 H Hartford 66 67
			180 A Hofstra 73 56
			180 H Hofstra 56 45
			183 H George Mason 67 51
			194 H Col. of Charleston 71 66
			202 A Towson 73 67
			210 A American 56 55
			212 H Robert Morris 67 65
			222 A UNCW 63 52
			222 H UNCW 57 40
			231 H St. Bonaventure 43 40
			261 A Loyola Maryland 47 45
LAST 12 Division I GAMES:			
54 A Drexel 49 53	202 A Towson 73 67		
154 A Northeastern 41 50	149 A William & Mary 68 54		
180 H Hofstra 56 45	194 H Col. of Charleston 71 66		
39 A James Madison 42 77	154 H Northeastern 65 53		
54 H Drexel 44 54	180 A Hofstra 73 56		
222 H UNCW 57 40	39 H James Madison 51 66		

Non-Div I Games:

Delaware

Loss, Non-Conf, S Site, H Home A Away N Neutral

Average RPI Win:	341	WON-LOST	WINNING	LAST 10	STRENGTH OF	OPP. STRENGTH	TEAM	ADJ.	CONF.	ADJ CONF.
Average RPI Loss:	229	RECORD	PCT. RANK	GAMES	SCHEDULE	OF SCHEDULE	RPI	RPI	RPI	RPI
DIV. I ONLY	3- 23	340	2- 8	340	323	347	347	32	32	
DIV. I NON-CONF.	1- 12	332	0- 0	268	236	333	333	31	31	
TOTALS	RPI 1-25	RPI 26-50	W-L RECORDS	RPI 51-100	RPI 101-150	RPI 150+				
3- 23	0- 0	0- 0	OVERALL	0- 3	0- 2	3- 18				
1- 7	0- 0	0- 0	HOME	0- 0	0- 1	1- 6				
2- 16	0- 0	0- 0	AWAY	0- 3	0- 1	2- 12				
0- 0	0- 0	0- 0	NEUTRAL	0- 0	0- 0	0- 0				
1- 12	0- 0	0- 0	NON-CONFERENCE	0- 3	0- 2	1- 7				
0- 3	0- 0	0- 0	HOME	0- 0	0- 1	0- 2				
1- 9	0- 0	0- 0	AWAY	0- 3	0- 1	1- 5				
0- 0	0- 0	0- 0	NEUTRAL	0- 0	0- 0	0- 0				
2- 11	0- 0	0- 0	CONFERENCE	0- 0	0- 0	2- 11				
1- 4	0- 0	0- 0	HOME	0- 0	0- 0	1- 4				
1- 7	0- 0	0- 0	AWAY	0- 0	0- 0	1- 7				
0- 0	0- 0	0- 0	NEUTRAL	0- 0	0- 0	0- 0				

RPI S	Opponent	Score	RPI S	Opponent	Score	RPI S	Opponent	Score	RPI S	Opponent	Score	Team's RPI: 347
						54	A Drexel	44 69	122	H Cornell	51 72	
						65	A Iowa St.	57 88	149	A William & Mary	48 82	
						85	A Virginia Tech	48 88	164	A La Salle	38 78	
									170	H Detroit Mercy	71 90	
									179	H Hampton	52 83	
									180	A Hofstra	44 64	
									187	A Xavier	53 86	
									205	A Bethune-Cookman	58 72	
									273	H Norfolk St.	74 82	
									277	A Savannah St.	57 64	
									280	A N.C. A&T	44 83	
									280	H N.C. A&T	60 68	
									284	A Coppin St.	64 77	
									301	A Lehigh	80 91	
									315	H NJIT	43 57	
									334	A Wagner	61 49	
									336	A Morgan St.	47 74	
									338	A Longwood	77 88	
									339	A Florida A&M	61 69	
									339	H Florida A&M	56 65	
									342	A N.C. Central	63 68	
									342	H N.C. Central	55 51	
									348	A South Carolina St.	72 70	
LAST 12 Division I GAMES:												
284	A	Coppin St.	64	77	339	H	Florida A&M	56	65			
336	A	Morgan St.	47	74	277	A	Savannah St.	57	64			
339	A	Florida A&M	61	69	348	A	South Carolina St.	72	70			
205	A	Bethune-Cookman	58	72	273	H	Norfolk St.	74	82			
280	H	N.C. A&T	60	68	179	H	Hampton	52	83			
342	H	N.C. Central	55	51	342	A	N.C. Central	63	68			

Non-Div I Games:

Delaware St.

■ Loss,
 ■ Non-Conf,
 ■ S Site,
 ■ Home
 ■ A Away
 N Neutral

Average RPI Win: 293	WON-LOST	WINNING	LAST 10	STRENGTH OF	OPP. STRENGTH	TEAM	ADJ.	CONF.	ADJ CONF.
Average RPI Loss: 145	RECORD	PCT. RANK	GAMES	SCHEDULE	OF SCHEDULE	RPI	RPI	RPI	RPI
DIV. I ONLY	6- 21	310	2- 8	208	212	311	311	11	11
DIV. I NON-CONF.	3- 10	280	0- 0	277	310	327	327	9	9
TOTALS	RPI 1-25	RPI 26-50	W-L RECORDS	RPI 51-100	RPI 101-150	RPI 150+			
6- 21	0- 0	0- 1	OVERALL	0- 8	1- 3	5- 9			
4- 9	0- 0	0- 1	HOME	0- 3	0- 1	4- 4			
2- 11	0- 0	0- 0	AWAY	0- 2	1- 1	1- 2			
0- 1	0- 0	0- 0	NEUTRAL	0- 1	0- 0	0- 0			
3- 10	0- 0	0- 0	NON-CONFERENCE	0- 2	0- 2	3- 6			
3- 2	0- 0	0- 0	HOME	0- 0	0- 0	3- 2			
0- 7	0- 0	0- 0	AWAY	0- 1	0- 2	0- 4			
0- 1	0- 0	0- 0	NEUTRAL	0- 1	0- 0	0- 0			
3- 11	0- 0	0- 1	CONFERENCE	0- 6	1- 1	2- 3			
1- 7	0- 0	0- 1	HOME	0- 3	0- 1	1- 2			
2- 4	0- 0	0- 0	AWAY	0- 3	1- 0	1- 1			
0- 0	0- 0	0- 0	NEUTRAL	0- 0	0- 0	0- 0			

RPI S	Opponent	Score	RPI S	Opponent	Score	RPI S	Opponent	Score	RPI S	Opponent	Score	Team's RPI: 311
33	H South Dakota St.	63 72	51	A Colorado St.	49 76	112	A Wyoming	49 59				
			61	N UNI	68 79	126	A Northern Colo.	48 68				
			63	A South Dakota	64 70	147	A Oral Roberts	47 45				
			63	H South Dakota	44 53	147	H Oral Roberts	57 70				
			66	A IUPUI	49 71	151	H Omaha	73 82				
			66	H IUPUI	45 67	152	A Idaho St.	64 65				
			78	A Western Ill.	62 87	154	H Northeastern	69 72				
			78	H Western Ill.	68 80	214	H Seattle U	72 75				
						218	A Grand Canyon	70 73				
						289	A North Dakota St.	58 67				
						289	H North Dakota St.	80 86				
						306	A Northern Ariz.	67 82				
						308	H Pepperdine	75 67				
						321	A Fort Wayne	78 72				
						321	H Fort Wayne	78 50				
						323	H Air Force	65 52				
						331	A Utah Valley	58 72				
						340	H Cal St. Fullerton	77 58				
LAST 12 Division I GAMES:												
147	H Oral Roberts	57 70	147	A Oral Roberts	47 45							
289	A North Dakota St.	58 67	151	H Omaha	73 82							
78	H Western Ill.	68 80	33	H South Dakota St.	63 72							
66	H IUPUI	45 67	66	A IUPUI	49 71							
321	H Fort Wayne	78 50	321	A Fort Wayne	78 72							
63	H South Dakota	44 53	78	A Western Ill.	62 87							

Non-Div I Games:

Denver

Detroit Mercy

Through Games Of Feb. 19, 2017

Average RPI Win:	219	WON-LOST	WINNING	LAST 10	STRENGTH OF	OPP. STRENGTH	TEAM	ADJ.	CONF.	ADJ CONF.
Average RPI Loss:	166	RECORD	PCT. RANK	GAMES	SCHEDULE	OF SCHEDULE	RPI	RPI	RPI	RPI
DIV. I ONLY	14- 12	153	7- 3	243	187	170	170	20	20	
DIV. I NON-CONF.	4- 7	224	0- 0	261	131	229	229	21	21	
TOTALS	RPI 1-25	RPI 26-50	W-L RECORDS	RPI 51-100	RPI 101-150	RPI 150+				
14- 12	0- 0	1- 1	OVERALL	1- 2	2- 2	10- 7				
9- 2	0- 0	1- 0	HOME	1- 0	1- 0	6- 2				
4- 10	0- 0	0- 1	AWAY	0- 2	0- 2	4- 5				
1- 0	0- 0	0- 0	NEUTRAL	0- 0	1- 0	0- 0				
4- 7	0- 0	0- 0	NON-CONFERENCE	1- 2	1- 0	2- 5				
1- 2	0- 0	0- 0	HOME	1- 0	0- 0	0- 2				
2- 5	0- 0	0- 0	AWAY	0- 2	0- 0	2- 3				
1- 0	0- 0	0- 0	NEUTRAL	0- 0	1- 0	0- 0				
10- 5	0- 0	1- 1	CONFERENCE	0- 0	1- 2	8- 2				
8- 0	0- 0	1- 0	HOME	0- 0	1- 0	6- 0				
2- 5	0- 0	0- 1	AWAY	0- 0	0- 2	2- 2				
0- 0	0- 0	0- 0	NEUTRAL	0- 0	0- 0	0- 0				

RPI 1-25				RPI 26-50				RPI 51-100				RPI 101+ Team's RPI: 170			
RPI	S	Opponent	Score	RPI	S	Opponent	Score	RPI	S	Opponent	Score	RPI	S	Opponent	Score
				29	A	Green Bay	55 60	67	A	Minnesota	91 111	128	N	Delaware	66 64
				29	H	Green Bay	76 72	84	A	Toledo	66 72	136	A	Wright St.	69 77
								99	H	Kent St.	73 52	148	A	Milwaukee	69 81
												148	H	Milwaukee	77 63
												158	A	East Carolina	81 83
												162	A	Oakland	80 71
												162	H	Oakland	71 61
												169	A	CSUN	67 76
												175	H	Western Mich.	65 75
												181	H	Cleveland St.	66 54
												183	H	George Mason	54 55
												220	A	Bradley	60 70
												285	A	Eastern Mich.	77 64
												293	A	Northern Ky.	55 53
												293	H	Northern Ky.	57 49
												305	A	Valparaiso	55 57
												305	H	Valparaiso	85 60
												309	H	Youngstown St.	80 63
												322	A	Ill.-Chicago	62 63
												322	H	Ill.-Chicago	98 76
												347	A	Delaware St.	90 71
LAST 12 Division I GAMES:															
				305	A	Valparaiso	55 57	136	A	Wright St.	69 77				
				322	A	Ill.-Chicago	62 63	181	H	Cleveland St.	66 54				
				162	H	Oakland	71 61	309	H	Youngstown St.	80 63				
				29	H	Green Bay	76 72	293	H	Northern Ky.	57 49				
				148	H	Milwaukee	77 63	148	A	Milwaukee	69 81				
				293	A	Northern Ky.	55 53	29	A	Green Bay	55 60				

Non-Div I Games:

Detroit Mercy

Loss, Non-Conf, S Site, H Home A Away N Neutral

Drake

Through Games Of Feb. 19, 2017

Average RPI Win:	194	WON-LOST	WINNING	LAST 10	STRENGTH OF	OPP. STRENGTH	TEAM	ADJ.	CONF.	ADJ CONF.
Average RPI Loss:	37	RECORD	PCT. RANK	GAMES	SCHEDULE	OF SCHEDULE	RPI	RPI	RPI	RPI
DIV. I ONLY	21- 4	13	10- 0	166	95	35	35	16	16	
DIV. I NON-CONF.	6- 4	127	0- 0	23	3	26	26	14	14	
TOTALS	RPI 1-25	RPI 26-50	W-L RECORDS	RPI 51-100	RPI 101-150	RPI 150+				
21- 4	0- 1	1- 2	OVERALL	2- 1	3- 0	15- 0				
9- 0	0- 0	1- 0	HOME	1- 0	1- 0	6- 0				
11- 3	0- 1	0- 1	AWAY	1- 1	1- 0	9- 0				
1- 1	0- 0	0- 1	NEUTRAL	0- 0	1- 0	0- 0				
6- 4	0- 1	1- 2	NON-CONFERENCE	1- 1	3- 0	1- 0				
3- 0	0- 0	1- 0	HOME	1- 0	1- 0	0- 0				
2- 3	0- 1	0- 1	AWAY	0- 1	1- 0	1- 0				
1- 1	0- 0	0- 1	NEUTRAL	0- 0	1- 0	0- 0				
15- 0	0- 0	0- 0	CONFERENCE	1- 0	0- 0	14- 0				
6- 0	0- 0	0- 0	HOME	0- 0	0- 0	6- 0				
9- 0	0- 0	0- 0	AWAY	1- 0	0- 0	8- 0				
0- 0	0- 0	0- 0	NEUTRAL	0- 0	0- 0	0- 0				

RPI 1-25				RPI 26-50				Team's RPI: 35		RPI 51-100				RPI 101+			
RPI	S	Opponent	Score	RPI	S	Opponent	Score	RPI	S	Opponent	Score	RPI	S	Opponent	Score		
16	A	Creighton	77 80	29	A	Green Bay	48 71	61	A	UNI	88 79	112	H	Wyoming	63 50		
				36	N	Auburn	80 85	65	A	Iowa St.	67 75	123	A	North Dakota	99 91		
				46	H	Iowa	81 76	82	H	Northern Ill.	95 86	132	N	Eastern Wash.	93 78		
												156	A	Missouri St.	90 64		
												183	A	Southern Ill.	71 60		
												183	H	Southern Ill.	75 59		
												193	A	Nebraska	84 70		
												197	A	Wichita St.	83 78		
												206	A	Indiana St.	64 45		
												206	H	Indiana St.	76 62		
												220	A	Bradley	93 60		
												220	H	Bradley	98 46		
												257	A	Evansville	73 48		
												257	H	Evansville	82 65		
												307	A	Illinois St.	87 36		
												307	H	Illinois St.	101 49		
												314	A	Loyola Chicago	86 42		
												314	H	Loyola Chicago	89 46		
LAST 12 Division I GAMES:																	
314	A	Loyola Chicago	86 42	61	A	UNI	88 79										
206	A	Indiana St.	64 45	206	H	Indiana St.	76 62										
220	H	Bradley	98 46	314	H	Loyola Chicago	89 46										
307	H	Illinois St.	101 49	307	A	Illinois St.	87 36										
257	A	Evansville	73 48	220	A	Bradley	93 60										
183	A	Southern Ill.	71 60	183	H	Southern Ill.	75 59										

Non-Div I Games: Clarke 118 43

Drake

■ Loss,
 ■ Non-Conf,
 ■ S Site,
 ■ Home
 ■ Away
 N Neutral

Average RPI Win: 182	WON-LOST	WINNING	LAST 10	STRENGTH OF	OPP. STRENGTH	TEAM	ADJ.	CONF.	ADJ CONF.
Average RPI Loss: 74	RECORD	PCT. RANK	GAMES	SCHEDULE	OF SCHEDULE	RPI	RPI	RPI	RPI
DIV. I ONLY	20- 6	33	8- 2	176	89	54	54	9	9
DIV. I NON-CONF.	9- 2	37	0- 0	228	144	62	62	8	8
TOTALS	RPI 1-25	RPI 26-50	W-L RECORDS	RPI 51-100	RPI 101-150	RPI 150+			
20- 6	0- 2	1- 1	OVERALL	1- 2	5- 0	13- 1			
12- 1	0- 1	1- 0	HOME	1- 0	3- 0	7- 0			
6- 5	0- 1	0- 1	AWAY	0- 2	2- 0	4- 1			
2- 0	0- 0	0- 0	NEUTRAL	0- 0	0- 0	2- 0			
9- 2	0- 0	1- 0	NON-CONFERENCE	1- 2	2- 0	5- 0			
5- 0	0- 0	1- 0	HOME	1- 0	1- 0	2- 0			
2- 2	0- 0	0- 0	AWAY	0- 2	1- 0	1- 0			
2- 0	0- 0	0- 0	NEUTRAL	0- 0	0- 0	2- 0			
11- 4	0- 2	0- 1	CONFERENCE	0- 0	3- 0	8- 1			
7- 1	0- 1	0- 0	HOME	0- 0	2- 0	5- 0			
4- 3	0- 1	0- 1	AWAY	0- 0	1- 0	3- 1			
0- 0	0- 0	0- 0	NEUTRAL	0- 0	0- 0	0- 0			

RPI S Opponent	Score	RPI S Opponent	Score	RPI S Opponent	Score	Team's RPI: 54	RPI S Opponent	Score
25 A Elon	65 75	32 H Syracuse	62 61	68 A Bucknell	66 78		102 H Saint Joseph's	60 49
25 H Elon	45 48	39 A James Madison	47 54	74 H Penn St.	83 60		122 A Cornell	63 53
				91 A Vanderbilt	63 73		128 A Delaware	54 44
							128 H Delaware	53 49
							149 H William & Mary	65 48
							154 A Northeastern	63 33
							154 H Northeastern	74 51
							180 H Hofstra	65 43
							183 N George Mason	82 71
							194 A Col. of Charleston	75 79
							194 H Col. of Charleston	70 57
							202 A Towson	80 65
							202 H Towson	58 48
							222 A UNCW	71 38
							222 H UNCW	76 51
							240 H Niagara	69 57
							295 N Massachusetts	65 47
							319 A Lafayette	81 39
							347 H Delaware St.	69 44
LAST 12 Division I GAMES:								
128 H Delaware	53 49	154 H Northeastern	74 51					
202 A Towson	80 65	39 A James Madison	47 54					
222 H UNCW	76 51	180 H Hofstra	65 43					
149 H William & Mary	65 48	194 H Col. of Charleston	70 57					
128 A Delaware	54 44	25 A Elon	65 75					
194 A Col. of Charleston	75 79	222 A UNCW	71 38					

Non-Div I Games:

Drexel

Loss, Non-Conf, S Site, Home Away N Neutral

Average RPI Win:	110	WON-LOST	WINNING	LAST 10	STRENGTH OF	OPP. STRENGTH	TEAM	ADJ.	CONF.	ADJ CONF.
Average RPI Loss:	36	RECORD	PCT. RANK	GAMES	SCHEDULE	OF SCHEDULE	RPI	RPI	RPI	RPI
DIV. I ONLY	24- 4	8	9- 1	34	12	7	7	3	3	
DIV. I NON-CONF.	12- 1	7	0- 0	103	26	9	9	4	4	
TOTALS	RPI 1-25	RPI 26-50	W-L RECORDS	RPI 51-100	RPI 101-150	RPI 150+				
24- 4	5- 2	2- 1	OVERALL	6- 1	5- 0	6- 0				
16- 0	5- 0	1- 0	HOME	4- 0	4- 0	2- 0				
8- 4	0- 2	1- 1	AWAY	2- 1	1- 0	4- 0				
0- 0	0- 0	0- 0	NEUTRAL	0- 0	0- 0	0- 0				
12- 1	3- 0	0- 0	NON-CONFERENCE	2- 1	2- 0	5- 0				
8- 0	3- 0	0- 0	HOME	2- 0	1- 0	2- 0				
4- 1	0- 0	0- 0	AWAY	0- 1	1- 0	3- 0				
0- 0	0- 0	0- 0	NEUTRAL	0- 0	0- 0	0- 0				
12- 3	2- 2	2- 1	CONFERENCE	4- 0	3- 0	1- 0				
8- 0	2- 0	1- 0	HOME	2- 0	3- 0	0- 0				
4- 3	0- 2	1- 1	AWAY	2- 0	0- 0	1- 0				
0- 0	0- 0	0- 0	NEUTRAL	0- 0	0- 0	0- 0				

RPI	S	Opponent	Score	RPI	S	Opponent	Score	RPI	S	Opponent	Score	RPI	S	Opponent	Score
2	A	Notre Dame	58 62	32	H	Syracuse	72 55	52	A	Georgia Tech	75 68	106	H	North Carolina	70 58
4	H	South Carolina	74 63	38	A	North Carolina St.	52 55	55	H	Villanova	68 50	108	H	Clemson	65 37
11	A	Florida St.	45 69	45	A	Virginia	70 51	59	A	Wake Forest	79 53	119	A	Long Beach St.	83 46
13	H	Louisville	58 55					59	H	Wake Forest	71 43	121	H	Old Dominion	92 64
15	H	Kentucky	69 54					85	H	Virginia Tech	84 59	146	H	Pittsburgh	62 48
18	H	Miami (FL)	83 70					86	H	Penn	68 55	167	A	Boston College	67 44
25	H	Elon	68 61					91	A	Vanderbilt	73 77	213	A	Rutgers	68 32
LAST 12 Division I GAMES:															
18	H	Miami (FL)	83 70	59	H	Wake Forest	71 43	2	A	Notre Dame	58 62	218	H	Grand Canyon	90 47
59	A	Wake Forest	79 53	167	A	Boston College	67 44	85	H	Virginia Tech	84 59	242	A	Liberty	98 38
146	H	Pittsburgh	62 48	38	A	North Carolina St.	52 55	106	H	North Carolina	70 58	308	A	Pepperdine	99 65
32	H	Syracuse	72 55									338	H	Longwood	105 48
45	A	Virginia	70 51												
108	H	Clemson	65 37												

Non-Div I Games:

Duke

RPI 1-25				RPI 26-50				RPI 51-100				RPI 101+				Team's RPI: 133	
RPI	S	Opponent	Score	RPI	S	Opponent	Score	RPI	S	Opponent	Score	RPI	S	Opponent	Score		
21	H	Maryland	57 77	26	A	Ohio St.	69 89	53	A	Dayton	47 66	102	A	Saint Joseph's	58 60		
				48	A	George Washington	73 63	53	H	Dayton	64 75	103	H	Saint Louis	94 65		
				48	H	George Washington	40 75	70	A	California	66 86	114	H	Charlotte	63 77		
				50	A	Ohio	46 64	72	A	St. John's (NY)	71 65	120	A	Fordham	51 64		
								80	H	Buffalo	69 71	135	H	VCU	70 51		
												144	A	Iona	61 58		
												146	H	Pittsburgh	63 54		
												164	A	La Salle	76 68		
												183	H	George Mason	76 57		
												223	A	Akron	67 57		
												225	H	Richmond	73 61		
												231	A	St. Bonaventure	56 69		
												275	H	Davidson	73 51		
												290	N	Western Caro.	65 50		
												295	A	Massachusetts	67 75		
												301	H	Lehigh	63 49		
												304	A	Rhode Island	69 71		
												319	H	Lafayette	67 52		
LAST 12 Division I GAMES:																	
				70	A	California	66 86	48	A	George Washington	73 63						
				304	A	Rhode Island	69 71	225	H	Richmond	73 61						
				53	A	Dayton	47 66	231	A	St. Bonaventure	56 69						
				135	H	VCU	70 51	103	H	Saint Louis	94 65						
				183	H	George Mason	76 57	295	A	Massachusetts	67 75						
				102	A	Saint Joseph's	58 60	53	H	Dayton	64 75						

Duquesne

Page 73

Average RPI Win:	247	WON-LOST	WINNING	LAST 10	STRENGTH OF	OPP. STRENGTH	TEAM	ADJ.	CONF.	ADJ CONF.
Average RPI Loss:	135	RECORD	PCT. RANK	GAMES	SCHEDULE	OF SCHEDULE	RPI	RPI	RPI	RPI
DIV. I ONLY	15- 12	142	6- 4	261	161	192	192	17	17	
DIV. I NON-CONF.	8- 7	164	0- 0	306	149	228	228	20	20	
TOTALS	RPI 1-25	RPI 26-50	W-L RECORDS	RPI 51-100	RPI 101-150	RPI 150+				
15- 12	0- 2	0- 0	OVERALL	0- 5	1- 1	14- 4				
7- 6	0- 2	0- 0	HOME	0- 3	1- 0	6- 1				
7- 5	0- 0	0- 0	AWAY	0- 2	0- 0	7- 3				
1- 1	0- 0	0- 0	NEUTRAL	0- 0	0- 1	1- 0				
8- 7	0- 2	0- 0	NON-CONFERENCE	0- 1	1- 1	7- 3				
4- 4	0- 2	0- 0	HOME	0- 1	1- 0	3- 1				
3- 2	0- 0	0- 0	AWAY	0- 0	0- 0	3- 2				
1- 1	0- 0	0- 0	NEUTRAL	0- 0	0- 1	1- 0				
7- 5	0- 0	0- 0	CONFERENCE	0- 4	0- 0	7- 1				
3- 2	0- 0	0- 0	HOME	0- 2	0- 0	3- 0				
4- 3	0- 0	0- 0	AWAY	0- 2	0- 0	4- 1				
0- 0	0- 0	0- 0	NEUTRAL	0- 0	0- 0	0- 0				

RPI 1-25				RPI 26-50				RPI 51-100				RPI 101+ Team's RPI: 192			
RPI	S	Opponent	Score	RPI	S	Opponent	Score	RPI	S	Opponent	Score	RPI	S	Opponent	Score
17	H	Tennessee	58 83					89	A	Chattanooga	45 60	121	H	Old Dominion	70 60
25	H	Elon	51 79					89	H	Chattanooga	62 70	141	N	Maine	48 61
								91	H	Vanderbilt	72 80	199	A	Campbell	56 55
								94	A	Mercer	55 72	203	A	UNCG	62 73
								94	H	Mercer	56 71	203	H	UNCG	60 52
												208	H	Appalachian St.	68 71
												228	A	Samford	69 57
												228	H	Samford	61 56
												237	A	Furman	74 64
												243	H	Murray St.	79 60
												250	A	Butler	68 59
												263	A	Tennessee Tech	82 76
												265	A	Wofford	77 69
												272	A	Austin Peay	74 77
												275	H	Davidson	76 56
												284	N	Coppin St.	70 58
												290	A	Western Caro.	72 55
												290	H	Western Caro.	76 57
												293	A	Northern Ky.	56 62
												333	H	Winthrop	62 45
LAST 12 Division I GAMES:															
203	A	UNCG	62 73	237	A	Furman	74 64								
290	A	Western Caro.	72 55	290	H	Western Caro.	76 57								
89	H	Chattanooga	62 70	203	H	UNCG	60 52								
94	H	Mercer	56 71	89	A	Chattanooga	45 60								
228	H	Samford	61 56	228	A	Samford	69 57								
265	A	Wofford	77 69	94	A	Mercer	55 72								

Non-Div I Games:

ETSU

■ Loss,
 ■ Non-Conf,
 ■ S Site,
 ■ H Home
 ■ A Away
 N Neutral

East Carolina

Through Games Of Feb. 19, 2017

Average RPI Win:	197	WON-LOST	WINNING	LAST 10	STRENGTH OF	OPP. STRENGTH	TEAM	ADJ.	CONF.	ADJ CONF.
Average RPI Loss:	80	RECORD	PCT. RANK	GAMES	SCHEDULE	OF SCHEDULE	RPI	RPI	RPI	RPI
DIV. I ONLY	9- 17	256	0- 10	36	83	158	158	5	5	
DIV. I NON-CONF.	8- 4	97	0- 0	122	273	95	95	5	5	
TOTALS	RPI 1-25	RPI 26-50	W-L RECORDS	RPI 51-100	RPI 101-150	RPI 150+				
9- 17	0- 4	0- 4	OVERALL	1- 1	1- 6	7- 2				
6- 7	0- 2	0- 3	HOME	1- 0	0- 1	5- 1				
1- 9	0- 2	0- 1	AWAY	0- 0	0- 5	1- 1				
2- 1	0- 0	0- 0	NEUTRAL	0- 1	1- 0	1- 0				
8- 4	0- 0	0- 1	NON-CONFERENCE	0- 1	1- 2	7- 0				
5- 1	0- 0	0- 1	HOME	0- 0	0- 0	5- 0				
1- 2	0- 0	0- 0	AWAY	0- 0	0- 2	1- 0				
2- 1	0- 0	0- 0	NEUTRAL	0- 1	1- 0	1- 0				
1- 13	0- 4	0- 3	CONFERENCE	1- 0	0- 4	0- 2				
1- 6	0- 2	0- 2	HOME	1- 0	0- 1	0- 1				
0- 7	0- 2	0- 1	AWAY	0- 0	0- 3	0- 1				
0- 0	0- 0	0- 0	NEUTRAL	0- 0	0- 0	0- 0				

RPI S Opponent	Score	RPI S Opponent	Score	RPI S Opponent	Score	RPI S Opponent	Score	Team's RPI: 158
1 A UConn	45 90	34 A South Fla.	48 79	56 N West Virginia	47 79	113 A UCF	51 79	
1 H UConn	44 91	34 H South Fla.	66 76	93 H SMU	58 57	113 H UCF	42 54	
23 A Temple	47 78	36 H Auburn	52 61			114 A Charlotte	64 79	
23 H Temple	43 76	44 H Tulane	45 61			129 N Ball St.	82 69	
						138 A Cincinnati	64 74	
						149 A William & Mary	72 82	
						150 A Memphis	50 72	
						159 A Tulsa	92 100	
						170 H Detroit Mercy	83 81	
						173 H Houston	62 73	
						221 H Presbyterian	54 46	
						222 H UNCW	75 65	
						224 N Marist	70 68	
						225 A Richmond	71 60	
						233 H Southern U.	62 55	
						253 H UMES	66 58	
LAST 12 Division I GAMES:								
113 A UCF	51 79	1 H UConn	44 91					
150 A Memphis	50 72	138 A Cincinnati	64 74					
23 H Temple	43 76	113 H UCF	42 54					
34 H South Fla.	66 76	34 A South Fla.	48 79					
173 H Houston	62 73	23 A Temple	47 78					
159 A Tulsa	92 100	93 H SMU	58 57					

Non-Div I Games: Greensboro 107 40

East Carolina

Loss, Non-Conf, S Site, H Home A Away N Neutral

Average RPI Win:	270	WON-LOST	WINNING	LAST 10	STRENGTH OF	OPP. STRENGTH	TEAM	ADJ.	CONF.	ADJ CONF.
Average RPI Loss:	208	RECORD	PCT. RANK	GAMES	SCHEDULE	OF SCHEDULE	RPI	RPI	RPI	RPI
DIV. I ONLY	7- 18	289	4- 6	247	325	296	296	26	26	
DIV. I NON-CONF.	2- 8	288	0- 0	186	345	277	277	26	26	
TOTALS	RPI 1-25	RPI 26-50	W-L RECORDS	RPI 51-100	RPI 101-150	RPI 150+				
7- 18	0- 0	0- 0	OVERALL	0- 2	0- 3	7- 13				
3- 8	0- 0	0- 0	HOME	0- 1	0- 1	3- 6				
4- 10	0- 0	0- 0	AWAY	0- 1	0- 2	4- 7				
0- 0	0- 0	0- 0	NEUTRAL	0- 0	0- 0	0- 0				
2- 8	0- 0	0- 0	NON-CONFERENCE	0- 1	0- 3	2- 4				
0- 3	0- 0	0- 0	HOME	0- 0	0- 1	0- 2				
2- 5	0- 0	0- 0	AWAY	0- 1	0- 2	2- 2				
0- 0	0- 0	0- 0	NEUTRAL	0- 0	0- 0	0- 0				
5- 10	0- 0	0- 0	CONFERENCE	0- 1	0- 0	5- 9				
3- 5	0- 0	0- 0	HOME	0- 1	0- 0	3- 4				
2- 5	0- 0	0- 0	AWAY	0- 0	0- 0	2- 5				
0- 0	0- 0	0- 0	NEUTRAL	0- 0	0- 0	0- 0				

RPI 1-25				RPI 26-50				RPI 51-100				RPI 101+				Team's RPI: 296	
RPI	S	Opponent	Score	RPI	S	Opponent	Score	RPI	S	Opponent	Score	RPI	S	Opponent	Score		
								60	H	Belmont	58 77	115	A	Stetson	55 72		
								78	A	Western Ill.	62 83	136	H	Wright St.	61 71		
												138	A	Cincinnati	64 78		
												181	H	Cleveland St.	56 66		
												182	A	Morehead St.	62 66		
												204	H	SIUE	59 75		
												206	H	Indiana St.	61 88		
												234	A	UT Martin	72 74		
												234	H	UT Martin	80 70		
												243	A	Murray St.	74 92		
												243	H	Murray St.	57 66		
												249	H	Jacksonville St.	71 67		
												257	A	Evansville	73 63		
												263	H	Tennessee Tech	54 46		
												266	A	Tennessee St.	58 69		
												272	A	Austin Peay	78 73		
												272	H	Austin Peay	59 69		
												278	A	Southeast Mo. St.	71 62		
												278	H	Southeast Mo. St.	65 107		
												298	A	Eastern Ky.	85 88		
												305	A	Valparaiso	68 73		
												307	A	Illinois St.	49 60		
												339	A	Florida A&M	66 50		
LAST 12 Division I GAMES:																	
272	A	Austin Peay	78 73	204	H	SIUE	59 75										
243	H	Murray St.	57 66	278	A	Southeast Mo. St.	71 62										
278	H	Southeast Mo. St.	65 107	234	H	UT Martin	80 70										
234	A	UT Martin	72 74	272	H	Austin Peay	59 69										
263	H	Tennessee Tech	54 46	243	A	Murray St.	74 92										
266	A	Tennessee St.	58 69	298	A	Eastern Ky.	85 88										

Non-Div I Games: Ill.-Springfield 74 60 Millikin 97 54

Eastern Ill.

■ Loss,
■ Non-Conf,
■ S Site,
■ H Home
■ A Away
N Neutral

Average RPI Win:	262	WON-LOST	WINNING	LAST 10	STRENGTH OF	OPP. STRENGTH	TEAM	ADJ.	CONF.	ADJ CONF.
Average RPI Loss:	189	RECORD	PCT. RANK	GAMES	SCHEDULE	OF SCHEDULE	RPI	RPI	RPI	RPI
DIV. I ONLY	8- 18	273	3- 7	226	304	298	298	26	26	
DIV. I NON-CONF.	2- 10	305	0- 0	275	297	336	336	26	26	
TOTALS	RPI 1-25	RPI 26-50	W-L RECORDS	RPI 51-100	RPI 101-150	RPI 150+				
8- 18	0- 0	0- 0	OVERALL	0- 4	0- 2	8- 12				
6- 5	0- 0	0- 0	HOME	0- 2	0- 0	6- 3				
1- 10	0- 0	0- 0	AWAY	0- 2	0- 2	1- 6				
1- 3	0- 0	0- 0	NEUTRAL	0- 0	0- 0	1- 3				
2- 10	0- 0	0- 0	NON-CONFERENCE	0- 2	0- 2	2- 6				
1- 3	0- 0	0- 0	HOME	0- 1	0- 0	1- 2				
0- 4	0- 0	0- 0	AWAY	0- 1	0- 2	0- 1				
1- 3	0- 0	0- 0	NEUTRAL	0- 0	0- 0	1- 3				
6- 8	0- 0	0- 0	CONFERENCE	0- 2	0- 0	6- 6				
5- 2	0- 0	0- 0	HOME	0- 1	0- 0	5- 1				
1- 6	0- 0	0- 0	AWAY	0- 1	0- 0	1- 5				
0- 0	0- 0	0- 0	NEUTRAL	0- 0	0- 0	0- 0				

RPI 1-25			RPI 26-50			RPI 51-100			RPI 101+			Team's RPI: 298			
RPI	S	Opponent	Score	RPI	S	Opponent	Score	RPI	S	Opponent	Score				
								57	H	Western Ky.	63 90	103	A	Saint Louis	51 78
								60	A	Belmont	58 74	136	A	Wright St.	73 85
								60	H	Belmont	67 73	175	N	Western Mich.	59 74
								99	A	Kent St.	67 80	182	A	Morehead St.	54 80
												182	H	Morehead St.	65 58
												203	A	UNCG	66 81
												204	H	SIUE	75 63
												223	H	Akron	57 63
												234	A	UT Martin	56 66
												235	N	Miami (OH)	54 65
												243	A	Murray St.	64 70
												249	H	Jacksonville St.	49 54
												259	H	Bowling Green	57 55
												263	A	Tennessee Tech	51 53
												266	A	Tennessee St.	64 78
												266	H	Tennessee St.	66 62
												272	H	Austin Peay	80 71
												278	A	Southeast Mo. St.	74 63
												290	H	Western Caro.	61 72
												296	H	Eastern Ill.	88 85
												321	N	Fort Wayne	59 68
												336	N	Morgan St.	66 58
LAST 12 Division I GAMES:															
266	A	Tennessee St.	64 78	263	A	Tennessee Tech	51 53								
60	H	Belmont	67 73	249	H	Jacksonville St.	49 54								
182	H	Morehead St.	65 58	182	A	Morehead St.	54 80								
243	A	Murray St.	64 70	266	H	Tennessee St.	66 62								
234	A	UT Martin	56 66	60	A	Belmont	58 74								
272	H	Austin Peay	80 71	296	H	Eastern Ill.	88 85								

Non-Div I Games: Ohio Valley 88 30

Eastern Ky.

■ Loss,
■ Non-Conf,
■ S Site,
■ H Home
■ A Away
N Neutral

Average RPI Win:	278	WON-LOST	WINNING	LAST 10	STRENGTH OF	OPP. STRENGTH	TEAM	ADJ.	CONF.	ADJ CONF.
Average RPI Loss:	130	RECORD	PCT. RANK	GAMES	SCHEDULE	OF SCHEDULE	RPI	RPI	RPI	RPI
DIV. I ONLY	5- 20	316	1- 9	140	163	285	285	10	10	
DIV. I NON-CONF.	4- 7	224	0- 0	215	263	245	245	11	11	
TOTALS	RPI 1-25	RPI 26-50	W-L RECORDS	RPI 51-100	RPI 101-150	RPI 150+				
5- 20	0- 0	0- 3	OVERALL	0- 7	0- 2	5- 8				
3- 8	0- 0	0- 1	HOME	0- 3	0- 0	3- 4				
1- 10	0- 0	0- 1	AWAY	0- 4	0- 1	1- 4				
1- 2	0- 0	0- 1	NEUTRAL	0- 0	0- 1	1- 0				
4- 7	0- 0	0- 1	NON-CONFERENCE	0- 2	0- 1	4- 3				
2- 2	0- 0	0- 0	HOME	0- 0	0- 0	2- 2				
1- 3	0- 0	0- 0	AWAY	0- 2	0- 0	1- 1				
1- 2	0- 0	0- 1	NEUTRAL	0- 0	0- 1	1- 0				
1- 13	0- 0	0- 2	CONFERENCE	0- 5	0- 1	1- 5				
1- 6	0- 0	0- 1	HOME	0- 3	0- 0	1- 2				
0- 7	0- 0	0- 1	AWAY	0- 2	0- 1	0- 3				
0- 0	0- 0	0- 0	NEUTRAL	0- 0	0- 0	0- 0				

RPI S	Opponent	Score	RPI S	Opponent	Score	RPI S	Opponent	Score	RPI S	Opponent	Score	Team's RPI: 285
			41 H	Central Mich.	63 104	59 A	Wake Forest	61 89	126 N	Northern Colo.	57 58	
			44 N	Tulane	50 62	80 H	Buffalo	52 56	129 A	Ball St.	49 78	
			50 A	Ohio	51 68	82 A	Northern Ill.	73 85	170 H	Detroit Mercy	64 77	
						84 H	Toledo	49 66	175 A	Western Mich.	60 70	
						90 A	Purdue	50 77	175 H	Western Mich.	67 76	
						99 A	Kent St.	65 83	182 A	Morehead St.	73 78	
						99 H	Kent St.	67 86	223 A	Akron	62 80	
									226 H	Monmouth	68 75	
									231 H	St. Bonaventure	75 56	
									235 A	Miami (OH)	61 72	
									235 H	Miami (OH)	63 79	
									245 N	Georgia St.	69 59	
									259 H	Bowling Green	81 74	
									323 H	Air Force	65 44	
									332 A	Incarinate Word	66 47	
LAST 12 Division I GAMES:												
175 A	Western Mich.	60 70	259 H	Bowling Green	81 74							
80 H	Buffalo	52 56	50 A	Ohio	51 68							
235 H	Miami (OH)	63 79	129 A	Ball St.	49 78							
99 A	Kent St.	65 83	175 H	Western Mich.	67 76							
41 H	Central Mich.	63 104	235 A	Miami (OH)	61 72							
223 A	Akron	62 80	99 H	Kent St.	67 86							

Non-Div I Games: Ferris St. 68 50

Eastern Mich.

Average RPI Win:	243	WON-LOST	WINNING	LAST 10	STRENGTH OF	OPP. STRENGTH	TEAM	ADJ.	CONF.	ADJ CONF.
Average RPI Loss:	89	RECORD	PCT. RANK	GAMES	SCHEDULE	OF SCHEDULE	RPI	RPI	RPI	RPI
DIV. I ONLY	13- 11	149	6- 4	128	207	132	132	19	19	
DIV. I NON-CONF.	4- 6	209	0- 0	40	172	112	112	18	18	
TOTALS	RPI 1-25	RPI 26-50	W-L RECORDS	RPI 51-100	RPI 101-150	RPI 150+				
13- 11	0- 2	0- 2	OVERALL	0- 4	2- 2	11- 1				
6- 3	0- 0	0- 0	HOME	0- 2	2- 1	4- 0				
6- 6	0- 1	0- 1	AWAY	0- 2	0- 1	6- 1				
1- 2	0- 1	0- 1	NEUTRAL	0- 0	0- 0	1- 0				
4- 6	0- 2	0- 2	NON-CONFERENCE	0- 2	0- 0	4- 0				
1- 1	0- 0	0- 0	HOME	0- 1	0- 0	1- 0				
2- 3	0- 1	0- 1	AWAY	0- 1	0- 0	2- 0				
1- 2	0- 1	0- 1	NEUTRAL	0- 0	0- 0	1- 0				
9- 5	0- 0	0- 0	CONFERENCE	0- 2	2- 2	7- 1				
5- 2	0- 0	0- 0	HOME	0- 1	2- 1	3- 0				
4- 3	0- 0	0- 0	AWAY	0- 1	0- 1	4- 1				
0- 0	0- 0	0- 0	NEUTRAL	0- 0	0- 0	0- 0				

RPI 1-25				RPI 26-50				RPI 51-100				RPI 101+ Team's RPI: 132			
RPI	S	Opponent	Score	RPI	S	Opponent	Score	RPI	S	Opponent	Score	RPI	S	Opponent	Score
6	A	Washington	52 100	35	N	Drake	78 93	71	A	Boise St.	64 67	123	H	North Dakota	71 75
25	N	Elon	55 76	44	A	Tulane	51 63	77	H	Gonzaga	54 73	124	A	Idaho	51 78
								83	A	Montana St.	83 88	124	H	Idaho	67 57
								83	H	Montana St.	61 72	126	H	Northern Colo.	67 61
												152	H	Idaho St.	58 41
												169	A	CSUN	71 57
												216	H	Weber St.	99 85
												232	A	Portland St.	68 62
												237	N	Furman	68 56
												279	A	Sacramento St.	72 65
												294	A	Southern Utah	67 66
												306	A	Northern Ariz.	47 56
												330	A	Montana	60 46
												330	H	Montana	64 57
												331	A	Utah Valley	83 50
												340	H	Cal St. Fullerton	84 67
LAST 12 Division I GAMES:															
124	A	Idaho	51 78	330	H	Montana	64 57								
126	H	Northern Colo.	67 61	294	A	Southern Utah	67 66								
123	H	North Dakota	71 75	306	A	Northern Ariz.	47 56								
232	A	Portland St.	68 62	216	H	Weber St.	99 85								
279	A	Sacramento St.	72 65	152	H	Idaho St.	58 41								
83	H	Montana St.	61 72	330	A	Montana	60 46								

Non-Div I Games: Multnomah 88 30

Eastern Wash.

Average RPI Win:	156	WON-LOST	WINNING	LAST 10	STRENGTH OF	OPP. STRENGTH	TEAM	ADJ.	CONF.	ADJ CONF.
Average RPI Loss:	47	RECORD	PCT. RANK	GAMES	SCHEDULE	OF SCHEDULE	RPI	RPI	RPI	RPI
DIV. I ONLY	20- 6	33	6- 1	59	86	25	25	9	9	
DIV. I NON-CONF.	7- 4	114	2- 0	47	51	44	44	8	8	
TOTALS	RPI 1-25	RPI 26-50	W-L RECORDS	RPI 51-100	RPI 101-150	RPI 150+				
20- 6	0- 1	1- 3	OVERALL	3- 1	4- 1	12- 0				
9- 2	0- 0	0- 1	HOME	2- 1	2- 0	5- 0				
9- 4	0- 1	1- 2	AWAY	1- 0	1- 1	6- 0				
2- 0	0- 0	0- 0	NEUTRAL	0- 0	1- 0	1- 0				
7- 4	0- 1	1- 1	NON-CONFERENCE	1- 1	1- 1	4- 0				
2- 1	0- 0	0- 0	HOME	1- 1	0- 0	1- 0				
3- 3	0- 1	1- 1	AWAY	0- 0	0- 1	2- 0				
2- 0	0- 0	0- 0	NEUTRAL	0- 0	1- 0	1- 0				
13- 2	0- 0	0- 2	CONFERENCE	2- 0	3- 0	8- 0				
7- 1	0- 0	0- 1	HOME	1- 0	2- 0	4- 0				
6- 1	0- 0	0- 1	AWAY	1- 0	1- 0	4- 0				
0- 0	0- 0	0- 0	NEUTRAL	0- 0	0- 0	0- 0				

RPI 1-25				RPI 26-50				RPI 51-100				RPI 101+			
RPI	S	Opponent	Score	RPI	S	Opponent	Score	RPI	S	Opponent	Score	RPI	S	Opponent	Score
7	A	Duke	61 68	29	A	Green Bay	56 71	54	A	Drexel	48 45	106	A	North Carolina	73 78
				39	A	James Madison	54 61	54	H	Drexel	75 65	128	H	Delaware	69 42
				39	H	James Madison	70 76	59	H	Wake Forest	68 78	132	N	Eastern Wash.	76 55
				41	A	Central Mich.	71 57	68	H	Bucknell	64 58	149	A	William & Mary	60 58
												149	H	William & Mary	70 47
												154	A	Northeastern	76 65
												154	H	Northeastern	70 58
												180	A	Hofstra	64 53
												180	H	Hofstra	72 61
												192	A	ETSU	79 51
												194	A	Col. of Charleston	84 56
												194	H	Col. of Charleston	70 57
												202	H	Towson	83 55
												213	H	Rutgers	66 54
												222	A	UNCW	66 56
												223	N	Akron	65 62
												245	A	Georgia St.	84 67
LAST 12 Division I GAMES:															
				41	A	Central Mich.	71 57	222	A	UNCW	66 56				
				132	N	Eastern Wash.	76 55	202	H	Towson	83 55				
				149	H	William & Mary	70 47	180	A	Hofstra	64 53				
				180	H	Hofstra	72 61	154	A	Northeastern	76 65				
				39	A	James Madison	54 61	149	A	William & Mary	60 58				
				154	H	Northeastern	70 58	39	H	James Madison	70 76				

Non-Div I Games: King (TN) 93 47

Elon

Through Games Of Feb. 19, 1917									
Average RPI Win: 257	WON-LOST	WINNING	LAST 10	STRENGTH OF	OPP. STRENGTH	TEAM	ADJ.	CONF.	ADJ CONF.
Average RPI Loss: 149	RECORD	PCT. RANK	GAMES	SCHEDULE	OF SCHEDULE	RPI	RPI	RPI	RPI
DIV. I ONLY	8- 16	262	2- 8	190	225	257	257	16	16
DIV. I NON-CONF.	4- 6	209	0- 0	275	300	264	264	14	14

TOTALS	RPI 1-25	RPI 26-50	W-L RECORDS	RPI 51-100	RPI 101-150	RPI 150+			
8- 16	0- 1	0- 2	OVERALL	0- 3	0- 1	8- 9			
5- 7	0- 0	0- 1	HOME	0- 1	0- 0	5- 5			
3- 9	0- 0	0- 1	AWAY	0- 0	0- 0	3- 1			
0- 0	0- 0	0- 0	NEUTRAL	0- 0	0- 0	0- 0			
4- 6	0- 1	0- 0	NON-CONFERENCE	0- 1	0- 1	4- 3			
2- 3	0- 0	0- 0	HOME	0- 0	0- 0	2- 3			
2- 3	0- 1	0- 0	AWAY	0- 1	0- 1	2- 0			
0- 0	0- 0	0- 0	NEUTRAL	0- 0	0- 0	0- 0			
4- 10	0- 0	0- 2	CONFERENCE	0- 2	0- 0	4- 6			
3- 4	0- 0	0- 1	HOME	0- 1	0- 0	3- 2			
1- 6	0- 0	0- 1	AWAY	0- 1	0- 0	1- 4			
0- 0	0- 0	0- 0	NEUTRAL	0- 0	0- 0	0- 0			

RPI 1-25				RPI 26-50				RPI 51-100				RPI 101+				Team's RPI: 257	
RPI	S	Opponent	Score	RPI	S	Opponent	Score	RPI	S	Opponent	Score	RPI	S	Opponent	Score		
13	A	Louisville	47 89	35	A	Drake	65 82	61	A	UNI	40 54	129	A	Ball St.	49 84		
				35	H	Drake	48 73	61	H	UNI	36 62	156	A	Missouri St.	43 68		
								64	A	Northwestern	66 88	156	H	Missouri St.	41 77		
												181	H	Cleveland St.	62 66		
												183	A	Southern Ill.	74 61		
												183	H	Southern Ill.	63 60		
												197	A	Wichita St.	68 69		
												197	H	Wichita St.	67 74		
												206	H	Indiana St.	57 41		
												220	A	Bradley	52 56		
												243	A	Murray St.	82 77		
												272	H	Austin Peay	68 54		
												278	H	Southeast Mo. St.	74 76		
												296	H	Eastern Ill.	63 73		
												305	A	Valparaiso	70 65		
												307	A	Illinois St.	58 71		
												314	H	Loyola Chicago	67 36		
												349	H	Alabama A&M	63 54		
LAST 12 Division I GAMES:																	
				183	A	Southern Ill.	74 61	307	A	Illinois St.	58 71						
				156	A	Missouri St.	43 68	183	H	Southern Ill.	63 60						
				197	A	Wichita St.	68 69	197	H	Wichita St.	67 74						
				35	H	Drake	48 73	156	H	Missouri St.	41 77						
				61	H	UNI	36 62	61	A	UNI	40 54						
				220	A	Bradley	52 56	35	A	Drake	65 82						

Non-Div I Games:	Oakland City	108	68
------------------	--------------	-----	----

Evansville

■ Loss, ■ Non-Conf, S Site, H Home A Away N Neutral

Average RPI Win: 241	WON-LOST	WINNING	LAST 10	STRENGTH OF	OPP. STRENGTH	TEAM	ADJ.	CONF.	ADJ CONF.
Average RPI Loss: 89	RECORD	PCT. RANK	GAMES	SCHEDULE	OF SCHEDULE	RPI	RPI	RPI	RPI
DIV. I ONLY	20- 7	48	6- 2	217	202	97	97	24	24
DIV. I NON-CONF.	9- 6	127	0- 1	128	167	111	111	24	24
<hr/>									
TOTALS	RPI 1-25	RPI 26-50	W-L RECORDS	RPI 51-100	RPI 101-150	RPI 150+			
20- 7	0- 0	0- 3	OVERALL	2- 2	1- 1	17- 1			
13- 0	0- 0	0- 0	HOME	2- 0	0- 0	11- 0			
7- 4	0- 0	0- 1	AWAY	0- 1	1- 1	6- 1			
0- 3	0- 0	0- 2	NEUTRAL	0- 1	0- 0	0- 0			
9- 6	0- 0	0- 3	NON-CONFERENCE	1- 1	0- 1	8- 1			
7- 0	0- 0	0- 0	HOME	1- 0	0- 0	6- 0			
2- 3	0- 0	0- 1	AWAY	0- 0	0- 1	2- 1			
0- 3	0- 0	0- 2	NEUTRAL	0- 1	0- 0	0- 0			
11- 1	0- 0	0- 0	CONFERENCE	1- 1	1- 0	9- 0			
6- 0	0- 0	0- 0	HOME	1- 0	0- 0	5- 0			
5- 1	0- 0	0- 0	AWAY	0- 1	1- 0	4- 0			
0- 0	0- 0	0- 0	NEUTRAL	0- 0	0- 0	0- 0			

RPI 1-25				RPI 26-50				RPI 51-100				Team's RPI: 97	RPI 101+			
RPI	S	Opponent	Score	RPI	S	Opponent	Score	RPI	S	Opponent	Score		RPI	S	Opponent	Score
				26	N	Ohio St.	66 79	89	H	Chattanooga	68 55		115	A	Stetson	84 71
				43	A	Quinnipiac	56 66	96	A	Jacksonville	65 73		126	A	Northern Colo.	74 77
				48	N	George Washington	47 76	96	H	Jacksonville	60 57		166	H	UC Riverside	60 45
								99	N	Kent St.	64 77		171	A	Hartford	70 63
													178	H	Siena	66 42
													179	H	Hampton	60 49
													188	A	Illinois	73 82
													274	A	Kennesaw St.	75 56
													274	H	Kennesaw St.	69 35
													277	H	Savannah St.	89 40
													280	H	N.C. A&T	67 41
													283	H	FIU	89 42
													286	A	North Florida	68 51
													286	H	North Florida	69 46
													291	A	Lipscomb	90 63
													291	H	Lipscomb	98 50
													315	H	NJIT	73 53
													318	A	USC Upstate	80 50
													318	H	USC Upstate	93 43
													328	A	Fla. Atlantic	65 50
LAST 12 Division I GAMES:																
				48	N	George Washington	47 76	286	A	North Florida	68 51					
				318	A	USC Upstate	80 50	96	H	Jacksonville	60 57					
				291	H	Lipscomb	98 50	318	H	USC Upstate	93 43					
				274	H	Kennesaw St.	69 35	315	H	NJIT	73 53					
				286	H	North Florida	69 46	274	A	Kennesaw St.	75 56					
				96	A	Jacksonville	65 73	291	A	Lipscomb	90 63					

Non-Div I Games: St. Thomas (FL) 71 48 Ave Maria 101 34

FGCU

Loss, Non-Conf, S Site, H Home A Away N Neutral

Average RPI Win:	293	WON-LOST	WINNING	LAST 10	STRENGTH OF	OPP. STRENGTH	TEAM	ADJ.	CONF.	ADJ CONF.
Average RPI Loss:	134	RECORD	PCT. RANK	GAMES	SCHEDULE	OF SCHEDULE	RPI	RPI	RPI	RPI
DIV. I ONLY	5- 20	316	1- 9	106	196	283	283	15	15	
DIV. I NON-CONF.	2- 9	293	0- 0	33	264	251	251	16	16	
TOTALS	RPI 1-25	RPI 26-50	W-L RECORDS	RPI 51-100	RPI 101-150	RPI 150+				
5- 20	0- 1	0- 1	OVERALL	0- 5	0- 4	5- 9				
4- 12	0- 1	0- 0	HOME	0- 2	0- 4	4- 5				
1- 8	0- 0	0- 1	AWAY	0- 3	0- 0	1- 4				
0- 0	0- 0	0- 0	NEUTRAL	0- 0	0- 0	0- 0				
2- 9	0- 1	0- 1	NON-CONFERENCE	0- 3	0- 1	2- 3				
2- 7	0- 1	0- 0	HOME	0- 2	0- 1	2- 3				
0- 2	0- 0	0- 1	AWAY	0- 1	0- 0	0- 0				
0- 0	0- 0	0- 0	NEUTRAL	0- 0	0- 0	0- 0				
3- 11	0- 0	0- 0	CONFERENCE	0- 2	0- 3	3- 6				
2- 5	0- 0	0- 0	HOME	0- 0	0- 3	2- 2				
1- 6	0- 0	0- 0	AWAY	0- 2	0- 0	1- 4				
0- 0	0- 0	0- 0	NEUTRAL	0- 0	0- 0	0- 0				

RPI 1-25				RPI 26-50				RPI 51-100				RPI 101+				Team's RPI: 283	
RPI	S	Opponent	Score	RPI	S	Opponent	Score	RPI	S	Opponent	Score	RPI	S	Opponent	Score		
18	H	Miami (FL)	49 69	34	A	South Fla.	41 91	57	A	Western Ky.	38 90	113	H	UCF	52 69		
								58	H	Georgetown	53 66	114	H	Charlotte	54 101		
								76	A	Middle Tenn.	43 95	121	H	Old Dominion	64 86		
								96	H	Jacksonville	56 71	125	H	Southern Miss.	37 75		
								97	A	FGCU	42 89	161	H	Louisiana Tech	63 76		
												168	A	Rice	55 74		
												183	H	George Mason	51 67		
												185	A	UAB	68 82		
												189	A	North Texas	49 69		
												190	H	UTSA	61 70		
												212	H	Robert Morris	59 57		
												216	H	Weber St.	61 64		
												217	H	Texas Southern	62 70		
												254	A	Marshall	52 70		
												295	H	Massachusetts	58 57		
												302	H	UTEP	88 87		
												328	A	Fla. Atlantic	65 60		
												328	H	Fla. Atlantic	74 65		
LAST 12 Division I GAMES:																	
				161	H	Louisiana Tech	63 76					328	A	Fla. Atlantic	65 60		
				125	H	Southern Miss.	37 75					185	A	UAB	68 82		
				189	A	North Texas	49 69					76	A	Middle Tenn.	43 95		
				168	A	Rice	55 74					190	H	UTSA	61 70		
				114	H	Charlotte	54 101					302	H	UTEP	88 87		
				121	H	Old Dominion	64 86					328	H	Fla. Atlantic	74 65		

Non-Div I Games:

FIU

■ Loss,
 ■ Non-Conf,
 S Site,
 ■ Home
 ■ Away
 N Neutral

Fairfield

Through Games Of Feb. 19, 2017

Average RPI Win:	232	WON-LOST	WINNING	LAST 10	STRENGTH OF	OPP. STRENGTH	TEAM	ADJ.	CONF.	ADJ CONF.
Average RPI Loss:	166	RECORD	PCT. RANK	GAMES	SCHEDULE	OF SCHEDULE	RPI	RPI	RPI	RPI
DIV. I ONLY	14- 13	164	6- 4	246	211	186	186	18	18	
DIV. I NON-CONF.	3- 6	230	0- 0	209	279	231	231	17	17	
TOTALS	RPI 1-25	RPI 26-50	W-L RECORDS	RPI 51-100	RPI 101-150	RPI 150+				
14- 13	0- 1	1- 2	OVERALL	0- 0	2- 2	11- 8				
7- 4	0- 0	1- 0	HOME	0- 0	1- 0	5- 4				
7- 9	0- 1	0- 2	AWAY	0- 0	1- 2	6- 4				
0- 0	0- 0	0- 0	NEUTRAL	0- 0	0- 0	0- 0				
3- 6	0- 1	0- 1	NON-CONFERENCE	0- 0	0- 1	3- 3				
1- 2	0- 0	0- 0	HOME	0- 0	0- 0	1- 2				
2- 4	0- 1	0- 1	AWAY	0- 0	0- 1	2- 1				
0- 0	0- 0	0- 0	NEUTRAL	0- 0	0- 0	0- 0				
11- 7	0- 0	1- 1	CONFERENCE	0- 0	2- 1	8- 5				
6- 2	0- 0	1- 0	HOME	0- 0	1- 0	4- 2				
5- 5	0- 0	0- 1	AWAY	0- 0	1- 1	4- 3				
0- 0	0- 0	0- 0	NEUTRAL	0- 0	0- 0	0- 0				

RPI	S	Opponent	Score	RPI	S	Opponent	Score	RPI	S	Opponent	Score	RPI	S	Opponent	Score	Team's RPI: 186
23	A	Temple	59 73	27	A	Harvard	44 58					109	A	Rider	68 67	
				43	A	Quinnipiac	55 60					140	A	Albany (NY)	45 59	
				43	H	Quinnipiac	65 52					144	A	Iona	55 65	
												144	H	Iona	68 59	
												164	A	La Salle	61 68	
												178	A	Siena	52 67	
												178	H	Siena	61 57	
												196	H	Sacred Heart	44 56	
												224	A	Marist	55 71	
												224	H	Marist	62 68	
												226	A	Monmouth	71 68	
												226	H	Monmouth	53 60	
												240	A	Niagara	65 55	
												240	H	Niagara	66 63	
												260	A	Manhattan	64 43	
												260	H	Manhattan	71 56	
												261	H	Loyola Maryland	58 57	
												262	A	Canisius	49 63	
												287	A	Mt. St. Mary's	70 57	
												304	H	Rhode Island	65 72	
												325	A	Saint Peter's	56 39	
												325	H	Saint Peter's	50 38	
												344	A	UMass Lowell	65 41	
LAST 12 Division I GAMES:																
144	A	Iona	55 65	240	H	Niagara	66 63									
224	H	Marist	62 68	226	H	Monmouth	53 60									
325	A	Saint Peter's	56 39	262	A	Canisius	49 63									
260	A	Manhattan	64 43	240	A	Niagara	65 55									
325	H	Saint Peter's	50 38	43	A	Quinnipiac	55 60									
43	H	Quinnipiac	65 52	109	A	Rider	68 67									

Non-Div I Games:

Fairfield

■ Loss,
 ■ Non-Conf,
 ■ S Site,
 ■ Home
 ■ A Away
 N Neutral

Average RPI Win:	312	WON-LOST	WINNING	LAST 10	STRENGTH OF	OPP. STRENGTH	TEAM	ADJ.	CONF.	ADJ CONF.
Average RPI Loss:	268	RECORD	PCT. RANK	GAMES	SCHEDULE	OF SCHEDULE	RPI	RPI	RPI	RPI
DIV. I ONLY	8- 17	267	5- 5	349	344	345	345	31	31	
DIV. I NON-CONF.	2- 8	288	0- 0	348	341	347	347	32	32	
TOTALS	RPI 1-25	RPI 26-50	W-L RECORDS	RPI 51-100	RPI 101-150	RPI 150+				
8- 17	0- 0	0- 0	OVERALL	0- 0	0- 1	8- 16				
4- 9	0- 0	0- 0	HOME	0- 0	0- 0	4- 9				
4- 8	0- 0	0- 0	AWAY	0- 0	0- 1	4- 6				
0- 0	0- 0	0- 0	NEUTRAL	0- 0	0- 0	0- 0				
2- 8	0- 0	0- 0	NON-CONFERENCE	0- 0	0- 1	2- 7				
1- 3	0- 0	0- 0	HOME	0- 0	0- 0	1- 3				
1- 5	0- 0	0- 0	AWAY	0- 0	0- 1	1- 4				
0- 0	0- 0	0- 0	NEUTRAL	0- 0	0- 0	0- 0				
6- 9	0- 0	0- 0	CONFERENCE	0- 0	0- 0	6- 9				
3- 6	0- 0	0- 0	HOME	0- 0	0- 0	3- 6				
3- 3	0- 0	0- 0	AWAY	0- 0	0- 0	3- 3				
0- 0	0- 0	0- 0	NEUTRAL	0- 0	0- 0	0- 0				

[illegible]

Non-Div I Games: Queens (NY)

54 70

Fairleigh Dickinson

Loss, Non-Conf, S Site, H Home A Away N Neutral

Average RPI Win:	267	WON-LOST	WINNING	LAST 10	STRENGTH OF	OPP. STRENGTH	TEAM	ADJ.	CONF.	ADJ CONF.
Average RPI Loss:	181	RECORD	PCT. RANK	GAMES	SCHEDULE	OF SCHEDULE	RPI	RPI	RPI	RPI
DIV. I ONLY	3- 21	334	0- 10	214	242	328	328	15	15	
DIV. I NON-CONF.	3- 7	250	0- 0	211	346	308	308	16	16	
TOTALS	RPI 1-25	RPI 26-50	W-L RECORDS	RPI 51-100	RPI 101-150	RPI 150+				
3- 21	0- 0	0- 0	OVERALL	0- 4	0- 4	3- 13				
3- 10	0- 0	0- 0	HOME	0- 1	0- 3	3- 6				
0- 11	0- 0	0- 0	AWAY	0- 3	0- 1	0- 7				
0- 0	0- 0	0- 0	NEUTRAL	0- 0	0- 0	0- 0				
3- 7	0- 0	0- 0	NON-CONFERENCE	0- 2	0- 1	3- 4				
3- 3	0- 0	0- 0	HOME	0- 1	0- 0	3- 2				
0- 4	0- 0	0- 0	AWAY	0- 1	0- 1	0- 2				
0- 0	0- 0	0- 0	NEUTRAL	0- 0	0- 0	0- 0				
0- 14	0- 0	0- 0	CONFERENCE	0- 2	0- 3	0- 9				
0- 7	0- 0	0- 0	HOME	0- 0	0- 3	0- 4				
0- 7	0- 0	0- 0	AWAY	0- 2	0- 0	0- 5				
0- 0	0- 0	0- 0	NEUTRAL	0- 0	0- 0	0- 0				

RPI 1-25				RPI 26-50				RPI 51-100				RPI 101+				Team's RPI: 328	
RPI	S	Opponent	Score	RPI	S	Opponent	Score	RPI	S	Opponent	Score	RPI	S	Opponent	Score		
								57	A	Western Ky.	55	76	111	A	Arizona	67	77
								76	A	Middle Tenn.	69	87	114	H	Charlotte	66	72
								94	A	Mercer	57	74	121	H	Old Dominion	73	93
								97	H	FGCU	50	65	125	H	Southern Miss.	67	82
													161	H	Louisiana Tech	52	76
													168	A	Rice	55	89
													185	A	UAB	55	66
													189	A	North Texas	57	79
													190	H	UTSA	62	72
													206	H	Indiana St.	70	67
													218	A	Grand Canyon	60	81
													225	H	Richmond	67	77
													249	H	Jacksonville St.	63	55
													253	H	UMES	59	76
													254	A	Marshall	53	76
													283	A	FIU	65	74
													283	H	FIU	60	65
													286	A	North Florida	88	95
													302	H	UTEP	50	51
													346	H	Jackson St.	67	58
LAST 12 Division I GAMES:																	
				125	H	Southern Miss.	67	82	283	H	FIU	60	65				
				161	H	Louisiana Tech	52	76	76	A	Middle Tenn.	69	87				
				168	A	Rice	55	89	185	A	UAB	55	66				
				189	A	North Texas	57	79	302	H	UTEP	50	51				
				121	H	Old Dominion	73	93	190	H	UTSA	62	72				
				114	H	Charlotte	66	72	283	A	FIU	65	74				

Non-Div I Games:	Fla. Memorial	84	64
------------------	---------------	----	----

Fla. Atlantic

Loss, Non-Conf, S Site, H Home A Away N Neutral

Florida

F
l
o
r
i
d
a

Florida

Page 87

Average RPI Win:	305	WON-LOST	WINNING	LAST 10	STRENGTH OF	OPP. STRENGTH	TEAM	ADJ.	CONF.	ADJ CONF.
Average RPI Loss:	237	RECORD	PCT. RANK	GAMES	SCHEDULE	OF SCHEDULE	RPI	RPI	RPI	RPI
DIV. I ONLY	7- 17	286	6- 4	343	340	339	339	32	32	
DIV. I NON-CONF.	0- 11	335	0- 0	320	295	349	349	31	31	
TOTALS	RPI 1-25	RPI 26-50	W-L RECORDS	RPI 51-100	RPI 101-150	RPI 150+				
7- 17	0- 0	0- 0	OVERALL	0- 1	0- 1	7- 15				
5- 6	0- 0	0- 0	HOME	0- 0	0- 0	5- 6				
2- 7	0- 0	0- 0	AWAY	0- 0	0- 1	2- 6				
0- 4	0- 0	0- 0	NEUTRAL	0- 1	0- 0	0- 3				
0- 11	0- 0	0- 0	NON-CONFERENCE	0- 1	0- 1	0- 9				
0- 4	0- 0	0- 0	HOME	0- 0	0- 0	0- 4				
0- 3	0- 0	0- 0	AWAY	0- 0	0- 1	0- 2				
0- 4	0- 0	0- 0	NEUTRAL	0- 1	0- 0	0- 3				
7- 6	0- 0	0- 0	CONFERENCE	0- 0	0- 0	7- 6				
5- 2	0- 0	0- 0	HOME	0- 0	0- 0	5- 2				
2- 4	0- 0	0- 0	AWAY	0- 0	0- 0	2- 4				
0- 0	0- 0	0- 0	NEUTRAL	0- 0	0- 0	0- 0				

RPI 1-25			RPI 26-50			RPI 51-100			RPI 101+			Team's RPI: 339
RPI	S	Opponent	Score	RPI	S	Opponent	Score	RPI	S	Opponent	Score	
						81 N Florida	65 78	131 A		Alabama	46 81	
								151 H		Omaha	50 70	
								182 H		Morehead St.	48 53	
								205 H		Bethune-Cookman	41 64	
								225 N		Richmond	51 64	
								244 A		Howard	58 72	
								244 H		Howard	55 51	
								249 N		Jacksonville St.	54 66	
								253 H		UMES	59 49	
								254 A		Marshall	67 77	
								255 N		Stony Brook	49 80	
								273 H		Norfolk St.	59 51	
								277 A		Savannah St.	52 56	
								280 A		N.C. A&T	57 65	
								284 H		Coppin St.	62 70	
								286 A		North Florida	60 71	
								290 H		Western Caro.	61 62	
								296 H		Eastern Ill.	50 66	
								336 A		Morgan St.	61 26	
								336 H		Morgan St.	51 48	
								342 A		N.C. Central	49 52	
								347 A		Delaware St.	65 56	
								347 H		Delaware St.	69 61	
LAST 12 Division I GAMES:												
273 H		Norfolk St.	59 51	347 A		Delaware St.	65 56					
342 A		N.C. Central	49 52	253 H		UMES	59 49					
280 A		N.C. A&T	57 65	205 H		Bethune-Cookman	41 64					
347 H		Delaware St.	69 61	277 A		Savannah St.	52 56					
244 H		Howard	55 51	336 H		Morgan St.	51 48					
336 A		Morgan St.	61 26	284 H		Coppin St.	62 70					

Non-Div I Games: Thomas (GA) 74 65 Stillman 69 59

Florida A&M

Loss, Non-Conf, S Site, H Home A Away N Neutral

Average RPI Win: 109		WON-LOST	WINNING	LAST 10	STRENGTH OF	OPP. STRENGTH	TEAM	ADJ.	CONF.	ADJ CONF.
Average RPI Loss: 23		RECORD	PCT. RANK	GAMES	SCHEDULE	OF SCHEDULE	RPI	RPI	RPI	RPI
DIV. I ONLY		24- 4	8	8- 2	10	34	11	11	3	3
DIV. I NON-CONF.		12- 2	21	0- 1	39	58	18	18	4	4
TOTALS		RPI 1-25	RPI 26-50		W-L RECORDS		RPI 51-100	RPI 101-150	RPI 150+	
24- 4	4- 2	3- 2		OVERALL		8- 0	3- 0	6- 0		
12- 3	3- 2	2- 1		HOME		3- 0	1- 0	3- 0		
9- 1	1- 0	0- 1		AWAY		4- 0	2- 0	2- 0		
3- 0	0- 0	1- 0		NEUTRAL		1- 0	0- 0	1- 0		
12- 2	0- 2	2- 0		NON-CONFERENCE		5- 0	0- 0	5- 0		
6- 2	0- 2	1- 0		HOME		2- 0	0- 0	3- 0		
3- 0	0- 0	0- 0		AWAY		2- 0	0- 0	1- 0		
3- 0	0- 0	1- 0		NEUTRAL		1- 0	0- 0	1- 0		
12- 2	4- 0	1- 2		CONFERENCE		3- 0	3- 0	1- 0		
6- 1	3- 0	1- 1		HOME		1- 0	1- 0	0- 0		
6- 1	1- 0	0- 1		AWAY		2- 0	2- 0	1- 0		
0- 0	0- 0	0- 0		NEUTRAL		0- 0	0- 0	0- 0		

RPI	S	Opponent	Score	RPI	S	Opponent	Score	RPI	S	Opponent	Score	RPI	S	Opponent	Score
1	H	UConn	76 78	32	H	Syracuse	77 58	52	A	Georgia Tech	69 63	106	A	North Carolina	90 77
7	H	Duke	69 45	37	N	Michigan	76 62	59	H	Wake Forest	102 60	108	A	Clemson	86 27
8	H	Texas	88 92	38	H	North Carolina St.	61 70	67	A	Minnesota	75 61	108	H	Clemson	80 47
13	H	Louisville	72 65	39	H	James Madison	84 64	77	N	Gonzaga	87 69	167	A	Boston College	85 53
18	A	Miami (FL)	81 66	45	A	Virginia	51 60	81	H	Florida	83 58	185	A	UAB	93 47
18	H	Miami (FL)	80 71					85	A	Virginia Tech	82 54	249	H	Jacksonville St.	73 62
								94	A	Mercer	83 40	286	H	North Florida	95 39
								96	H	Jacksonville	90 47	290	H	Western Caro.	90 41
												333	N	Winthrop	98 35
LAST 12 Division I GAMES:															
108	H	Clemson	80 47	52	A	Georgia Tech	69 63								
45	A	Virginia	51 60	85	A	Virginia Tech	82 54								
8	H	Texas	88 92	32	H	Syracuse	77 58								
59	H	Wake Forest	102 60	108	A	Clemson	86 27								
18	H	Miami (FL)	80 71	13	H	Louisville	72 65								
167	A	Boston College	85 53	7	H	Duke	69 45								

Non-Div I Games:

Florida St.

Average RPI Win: 195	WON-LOST	WINNING	LAST 10	STRENGTH OF	OPP. STRENGTH	TEAM	ADJ.	CONF.	ADJ CONF.
Average RPI Loss: 106	RECORD	PCT. RANK	GAMES	SCHEDULE	OF SCHEDULE	RPI	RPI	RPI	RPI
DIV. I ONLY	19- 10	92	5- 5	163	97	120	120	12	12
DIV. I NON-CONF.	9- 5	112	0- 0	97	88	109	109	12	12
TOTALS	RPI 1-25	RPI 26-50	W-L RECORDS	RPI 51-100	RPI 101-150	RPI 150+			
19- 10	0- 1	1- 1	OVERALL	1- 3	4- 4	13- 1			
15- 3	0- 0	1- 0	HOME	1- 2	4- 1	9- 0			
3- 6	0- 1	0- 1	AWAY	0- 0	0- 0	3- 0			
1- 1	0- 0	0- 0	NEUTRAL	0- 1	0- 0	1- 0			
9- 5	0- 1	1- 0	NON-CONFERENCE	0- 3	2- 1	6- 0			
8- 2	0- 0	1- 0	HOME	0- 2	2- 0	5- 0			
0- 2	0- 1	0- 0	AWAY	0- 0	0- 1	0- 0			
1- 1	0- 0	0- 0	NEUTRAL	0- 1	0- 0	1- 0			
10- 5	0- 0	0- 1	CONFERENCE	1- 0	2- 3	7- 1			
7- 1	0- 0	0- 0	HOME	1- 0	2- 1	4- 0			
3- 4	0- 0	0- 1	AWAY	0- 0	0- 2	3- 1			
0- 0	0- 0	0- 0	NEUTRAL	0- 0	0- 0	0- 0			

RPI 1-25				RPI 26-50				RPI 51-100				RPI 101+ Team's RPI: 120			
RPI	S	Opponent	Score	RPI	S	Opponent	Score	RPI	S	Opponent	Score	RPI	S	Opponent	Score
2	A	Notre Dame	36 67	48	A	George Washington	46 63	53	H	Dayton	66 52	102	A	Saint Joseph's	44 47
				49	H	Little Rock	65 43	72	H	St. John's (NY)	45 59	102	H	Saint Joseph's	44 39
								80	H	Buffalo	54 58	103	A	Saint Louis	58 82
								98	N	Texas Tech	50 59	110	H	Princeton	57 55
												133	H	Duquesne	64 51
												135	H	VCU	58 61
												140	H	Albany (NY)	89 82
												144	A	Iona	46 55
												167	H	Boston College	56 49
												183	A	George Mason	53 49
												219	N	Grambling	59 53
												225	H	Richmond	67 41
												231	A	St. Bonaventure	60 44
												231	H	St. Bonaventure	57 45
												237	H	Furman	60 47
												240	H	Niagara	92 69
												246	H	UNC Asheville	55 42
												260	H	Manhattan	63 60
												275	A	Davidson	51 52
												275	H	Davidson	85 72
												295	H	Massachusetts	74 43
												304	A	Rhode Island	74 69
LAST 12 Division I GAMES:															
				53	H	Dayton	66 52	103	A	Saint Louis	58 82				
				275	A	Davidson	51 52	135	H	VCU	58 61				
				295	H	Massachusetts	74 43	102	A	Saint Joseph's	44 47				
				102	H	Saint Joseph's	44 39	231	A	St. Bonaventure	60 44				
				231	H	St. Bonaventure	57 45	225	H	Richmond	67 41				
				48	A	George Washington	46 63	183	A	George Mason	53 49				

Non-Div I Games:

Fordham

■ Loss,
 ■ Non-Conf,
 S Site,
 ■ Home
 ■ Away
 N Neutral

Fort Wayne

Through Games Of Feb. 19, 2017

Average RPI Win:	265	WON-LOST	WINNING	LAST 10	STRENGTH OF	OPP. STRENGTH	TEAM	ADJ.	CONF.	ADJ CONF.
Average RPI Loss:	156	RECORD	PCT. RANK	GAMES	SCHEDULE	OF SCHEDULE	RPI	RPI	RPI	RPI
DIV. I ONLY	4- 21	325	2- 8	237	144	321	321	11	11	
DIV. I NON-CONF.	2- 9	293	0- 0	287	229	315	315	9	9	
TOTALS	RPI 1-25	RPI 26-50	W-L RECORDS	RPI 51-100	RPI 101-150	RPI 150+				
4- 21	0- 0	0- 2	OVERALL	0- 6	0- 3	4- 10				
2- 9	0- 0	0- 1	HOME	0- 4	0- 1	2- 3				
1- 11	0- 0	0- 1	AWAY	0- 2	0- 2	1- 6				
1- 1	0- 0	0- 0	NEUTRAL	0- 0	0- 0	1- 1				
2- 9	0- 0	0- 0	NON-CONFERENCE	0- 2	0- 1	2- 6				
0- 3	0- 0	0- 0	HOME	0- 1	0- 0	0- 2				
1- 5	0- 0	0- 0	AWAY	0- 1	0- 1	1- 3				
1- 1	0- 0	0- 0	NEUTRAL	0- 0	0- 0	1- 1				
2- 12	0- 0	0- 2	CONFERENCE	0- 4	0- 2	2- 4				
2- 6	0- 0	0- 1	HOME	0- 3	0- 1	2- 1				
0- 6	0- 0	0- 1	AWAY	0- 1	0- 1	0- 3				
0- 0	0- 0	0- 0	NEUTRAL	0- 0	0- 0	0- 0				

RPI S	Opponent	Score	RPI S	Opponent	Score	RPI S	Opponent	Score	RPI S	Opponent	Score	Team's RPI: 321
33	A South Dakota St.	51 73	33	H South Dakota St.	59 76	60	H Belmont	59 85	136	A Wright St.	51 62	
						63	A South Dakota	59 87	147	A Oral Roberts	56 82	
						63	H South Dakota	55 82	147	H Oral Roberts	59 75	
						66	H IUPUI	48 62	151	A Omaha	49 63	
						78	H Western Ill.	53 75	151	H Omaha	65 62	
						99	A Kent St.	55 66	162	H Oakland	61 82	
									175	A Western Mich.	35 61	
									188	A Illinois	33 56	
									235	N Miami (OH)	47 69	
									250	A Butler	64 70	
									271	H Coastal Caro.	57 72	
									289	A North Dakota St.	56 68	
									289	H North Dakota St.	72 68	
									298	N Eastern Ky.	68 59	
									311	A Denver	50 78	
									311	H Denver	72 78	
									322	A Ill.-Chicago	61 55	
LAST 12 Division I GAMES:												
33	H South Dakota St.	59 76	151	H Omaha	65 62							
151	A Omaha	49 63	147	H Oral Roberts	59 75							
289	H North Dakota St.	72 68	63	A South Dakota	59 87							
63	H South Dakota	55 82	311	H Denver	72 78							
311	A Denver	50 78	289	A North Dakota St.	56 68							
66	H IUPUI	48 62	33	A South Dakota St.	51 73							

Non-Div I Games: Defiance 76 58 Trine 71 80

Fort Wayne

Loss, Non-Conf, S Site, H Home A Away N Neutral

Average RPI Win: 230	WON-LOST	WINNING	LAST 10	STRENGTH OF	OPP. STRENGTH	TEAM	ADJ.	CONF.	ADJ CONF.
Average RPI Loss: 120	RECORD	PCT. RANK	GAMES	SCHEDULE	OF SCHEDULE	RPI	RPI	RPI	RPI
DIV. I ONLY	12- 12	170	4- 6	168	155	174	174	13	13
DIV. I NON-CONF.	5- 4	143	0- 0	136	157	140	140	15	15
TOTALS	RPI 1-25	RPI 26-50	W-L RECORDS	RPI 51-100	RPI 101-150	RPI 150+			
12- 12	0- 1	0- 0	OVERALL	1- 4	2- 3	9- 4			
5- 6	0- 0	0- 0	HOME	0- 2	2- 1	3- 3			
5- 6	0- 1	0- 0	AWAY	0- 2	0- 2	5- 1			
2- 0	0- 0	0- 0	NEUTRAL	1- 0	0- 0	1- 0			
5- 4	0- 1	0- 0	NON-CONFERENCE	1- 1	1- 0	3- 2			
1- 3	0- 0	0- 0	HOME	0- 1	1- 0	0- 2			
2- 1	0- 1	0- 0	AWAY	0- 0	0- 0	2- 0			
2- 0	0- 0	0- 0	NEUTRAL	1- 0	0- 0	1- 0			
7- 8	0- 0	0- 0	CONFERENCE	0- 3	1- 3	6- 2			
4- 3	0- 0	0- 0	HOME	0- 1	1- 1	3- 1			
3- 5	0- 0	0- 0	AWAY	0- 2	0- 2	3- 1			
0- 0	0- 0	0- 0	NEUTRAL	0- 0	0- 0	0- 0			

RPI 1-25				RPI 26-50				RPI 51-100				RPI 101+				Team's RPI: 174	
RPI	S	Opponent	Score	RPI	S	Opponent	Score	RPI	S	Opponent	Score	RPI	S	Opponent	Score		
6	A	Washington	54 85					51	A	Colorado St.	56 73	112	A	Wyoming	48 70		
								51	H	Colorado St.	64 66	112	H	Wyoming	52 47		
								60	N	Belmont	62 53	139	A	New Mexico	57 66		
								71	A	Boise St.	66 67	139	H	New Mexico	54 80		
								75	H	Utah	55 65	145	H	San Francisco	61 48		
												169	H	CSUN	57 61		
												191	H	Utah St.	47 52		
												195	A	San Jose St.	68 77		
												195	H	San Jose St.	88 74		
												216	A	Weber St.	60 57		
												230	A	Pacific	74 67		
												236	H	UC Santa Barbara	49 50		
												264	A	San Diego St.	59 51		
												288	A	Nevada	71 70		
												288	H	Nevada	68 54		
												320	N	UC Irvine	63 45		
												323	A	Air Force	72 56		
												323	H	Air Force	63 40		
LAST 12 Division I GAMES:																	
				139	A	New Mexico	57 66					191	H	Utah St.	47 52		
				195	A	San Jose St.	68 77					288	H	Nevada	68 54		
				51	H	Colorado St.	64 66					51	A	Colorado St.	56 73		
				112	H	Wyoming	52 47					71	A	Boise St.	66 67		
				264	A	San Diego St.	59 51					323	H	Air Force	63 40		
				323	A	Air Force	72 56					195	H	San Jose St.	88 74		

Non-Div I Games: Biola 71 50 Cal St. Dom. Hills 73 60

Fresno St.

■ Loss,
 ■ Non-Conf,
 ■ S Site,
 ■ Home
 ■ Away
 N Neutral

F
u
r
m
a
n

F
u
r
m
a
n

Furman

Page 93

Ga. Southern

Through Games Of Feb. 19, 2017

Average RPI Win:	262	WON-LOST	WINNING	LAST 10	STRENGTH OF	OPP. STRENGTH	TEAM	ADJ.	CONF.	ADJ CONF.
Average RPI Loss:	156	RECORD	PCT. RANK	GAMES	SCHEDULE	OF SCHEDULE	RPI	RPI	RPI	RPI
DIV. I ONLY	11- 14	209	7- 3	219	283	227	227	21	21	
DIV. I NON-CONF.	3- 7	250	0- 0	172	321	254	254	19	19	
TOTALS	RPI 1-25	RPI 26-50	W-L RECORDS	RPI 51-100	RPI 101-150	RPI 150+				
11- 14	0- 0	0- 0	OVERALL	0- 2	0- 6	11- 6				
7- 6	0- 0	0- 0	HOME	0- 1	0- 3	7- 2				
4- 8	0- 0	0- 0	AWAY	0- 1	0- 3	4- 4				
0- 0	0- 0	0- 0	NEUTRAL	0- 0	0- 0	0- 0				
3- 7	0- 0	0- 0	NON-CONFERENCE	0- 2	0- 3	3- 2				
2- 2	0- 0	0- 0	HOME	0- 1	0- 1	2- 0				
1- 5	0- 0	0- 0	AWAY	0- 1	0- 2	1- 2				
0- 0	0- 0	0- 0	NEUTRAL	0- 0	0- 0	0- 0				
8- 7	0- 0	0- 0	CONFERENCE	0- 0	0- 3	8- 4				
5- 4	0- 0	0- 0	HOME	0- 0	0- 2	5- 2				
3- 3	0- 0	0- 0	AWAY	0- 0	0- 1	3- 2				
0- 0	0- 0	0- 0	NEUTRAL	0- 0	0- 0	0- 0				

RPI 1-25			RPI 26-50			RPI 51-100			RPI 101+ Team's RPI: 227		
RPI	S	Opponent	Score	RPI	S	Opponent	Score	RPI	S	Opponent	Score
								66	A	IUPUI	57 83
								94	H	Mercer	56 77
								104	A	Troy	67 77
								104	H	Troy	86 89
								105	H	UT Arlington	60 69
								108	A	Clemson	47 58
								113	H	UCF	54 74
								131	A	Alabama	48 66
								160	A	Louisiana	52 79
								160	H	Louisiana	63 60
								172	H	Texas St.	71 69
								208	A	Appalachian St.	48 73
								208	H	Appalachian St.	53 50
								241	A	South Ala.	53 45
								241	H	South Ala.	46 55
								245	H	Georgia St.	54 58
								249	A	Jacksonville St.	55 67
								251	A	Charleston So.	54 55
								271	A	Coastal Caro.	65 62
								271	H	Coastal Caro.	78 70
								277	A	Savannah St.	50 45
								280	H	N.C. A&T	65 50
								329	A	La.-Monroe	65 44
								329	H	La.-Monroe	76 65
								348	H	South Carolina St.	74 58
LAST 12 Division I GAMES:											
172	H	Texas St.	71 69	241	A	South Ala.	53 45				
105	H	UT Arlington	60 69	104	A	Troy	67 77				
271	A	Coastal Caro.	65 62	208	H	Appalachian St.	53 50				
208	A	Appalachian St.	48 73	271	H	Coastal Caro.	78 70				
329	H	La.-Monroe	76 65	160	A	Louisiana	52 79				
160	H	Louisiana	63 60	329	A	La.-Monroe	65 44				

Non-Div I Games: Thomas (GA) 106 43

Ga. Southern

■ Loss,
 ■ Non-Conf, S Site,
 ■ Home
 ■ Away
 N Neutral

Average RPI Win:	305	WON-LOST	WINNING	LAST 10	STRENGTH OF	OPP. STRENGTH	TEAM	ADJ.	CONF.	ADJ CONF.
Average RPI Loss:	207	RECORD	PCT. RANK	GAMES	SCHEDULE	OF SCHEDULE	RPI	RPI	RPI	RPI
DIV. I ONLY	8- 14	251	4- 6	341	288	313	313	28	28	
DIV. I NON-CONF.	2- 6	275	0- 0	312	243	280	280	28	28	
TOTALS	RPI 1-25	RPI 26-50	W-L RECORDS	RPI 51-100	RPI 101-150	RPI 150+				
8- 14	0- 0	0- 0	OVERALL	0- 1	0- 2	8- 11				
4- 3	0- 0	0- 0	HOME	0- 0	0- 0	4- 3				
4- 9	0- 0	0- 0	AWAY	0- 1	0- 1	4- 3				
0- 2	0- 0	0- 0	NEUTRAL	0- 0	0- 0	0- 2				
2- 6	0- 0	0- 0	NON-CONFERENCE	0- 1	0- 1	2- 4				
0- 0	0- 0	0- 0	HOME	0- 0	0- 0	0- 0				
2- 4	0- 0	0- 0	AWAY	0- 1	0- 1	2- 2				
0- 2	0- 0	0- 0	NEUTRAL	0- 0	0- 0	0- 2				
6- 8	0- 0	0- 0	CONFERENCE	0- 0	0- 1	6- 7				
4- 3	0- 0	0- 0	HOME	0- 0	0- 0	4- 3				
2- 5	0- 0	0- 0	AWAY	0- 0	0- 1	2- 4				
0- 0	0- 0	0- 0	NEUTRAL	0- 0	0- 0	0- 0				

RPI 1-25			RPI 26-50			RPI 51-100			RPI 101+			Team's RPI: 313
RPI	S	Opponent	Score	RPI	S	Opponent	Score	RPI	S	Opponent	Score	
						85 A Virginia Tech	42 76	113 A UCF			52 66	
								134 A Radford			57 67	
								185 N UAB			49 59	
								199 H Campbell			61 73	
								208 N Appalachian St.			67 72	
								221 A Presbyterian			47 58	
								221 H Presbyterian			55 56	
								237 A Furman			62 84	
								242 A Liberty			63 66	
								242 H Liberty			84 82	
								246 H UNC Asheville			55 52	
								251 A Charleston So.			57 64	
								265 A Wofford			66 75	
								270 A High Point			69 71	
								270 H High Point			65 84	
								290 A Western Caro.			68 60	
								318 A USC Upstate			57 53	
								333 A Winthrop			89 54	
								333 H Winthrop			63 57	
								338 A Longwood			77 43	
								338 H Longwood			89 55	
LAST 12 Division I GAMES:												
333	H	Winthrop	63	57	199	H	Campbell	61	73			
221	A	Presbyterian	47	58	251	A	Charleston So.	57	64			
270	H	High Point	65	84	270	A	High Point	69	71			
338	H	Longwood	89	55	246	H	UNC Asheville	55	52			
242	A	Liberty	63	66	242	H	Liberty	84	82			
333	A	Winthrop	89	54	338	A	Longwood	77	43			

Non-Div I Games: Montreat 92 45 Southern Wesleyan 86 62 Converse 68 38

Gardner-Webb

Loss, Non-Conf, S Site, H Home A Away N Neutral

George Mason

Through Games Of Feb. 19, 2017

Average RPI Win: 237	WON-LOST	WINNING	LAST 10	STRENGTH OF	OPP. STRENGTH	TEAM	ADJ.	CONF.	ADJ CONF.
Average RPI Loss: 122	RECORD	PCT. RANK	GAMES	SCHEDULE	OF SCHEDULE	RPI	RPI	RPI	RPI
DIV. I ONLY	13- 15	192	4- 6	154	193	183	183	12	12
DIV. I NON-CONF.	7- 6	157	0- 0	124	289	132	132	12	12
TOTALS	RPI 1-25	RPI 26-50	W-L RECORDS	RPI 51-100	RPI 101-150	RPI 150+			
13- 15	0- 0	0- 2	OVERALL	0- 3	3- 6	10- 4			
7- 6	0- 0	0- 1	HOME	0- 1	3- 3	4- 1			
6- 8	0- 0	0- 1	AWAY	0- 1	0- 3	6- 3			
0- 1	0- 0	0- 0	NEUTRAL	0- 1	0- 0	0- 0			
7- 6	0- 0	0- 0	NON-CONFERENCE	0- 2	2- 3	5- 1			
3- 2	0- 0	0- 0	HOME	0- 0	2- 2	1- 0			
4- 3	0- 0	0- 0	AWAY	0- 1	0- 1	4- 1			
0- 1	0- 0	0- 0	NEUTRAL	0- 1	0- 0	0- 0			
6- 9	0- 0	0- 2	CONFERENCE	0- 1	1- 3	5- 3			
4- 4	0- 0	0- 1	HOME	0- 1	1- 1	3- 1			
2- 5	0- 0	0- 1	AWAY	0- 0	0- 2	2- 2			
0- 0	0- 0	0- 0	NEUTRAL	0- 0	0- 0	0- 0			

RPI S	Opponent	Score	RPI S	Opponent	Score	RPI S	Opponent	Score	RPI S	Opponent	Score	Team's RPI: 183
48	A George Washington	49 80	48	H George Washington	71 79	53	H Dayton	48 60	103	A Saint Louis	50 89	
						54	N Drexel	71 82	107	H SFA	76 77	
						58	A Georgetown	56 69	111	H Arizona	70 81	
									117	H Navy	68 64	
									120	H Fordham	49 53	
									128	A Delaware	51 67	
									133	A Duquesne	57 76	
									134	H Radford	70 56	
									135	H VCU	70 59	
									164	A La Salle	57 59	
									170	A Detroit Mercy	55 54	
									202	A Towson	75 79	
									225	A Richmond	54 50	
									225	H Richmond	58 70	
									231	H St. Bonaventure	52 49	
									273	H Norfolk St.	60 33	
									275	A Davidson	54 58	
									275	H Davidson	59 55	
									283	A FIU	67 51	
									295	A Massachusetts	66 55	
									304	H Rhode Island	60 51	
									307	A Illinois St.	72 46	
									337	A LIU Brooklyn	64 48	
LAST 12 Division I GAMES:												
48	A George Washington	49 80	53	H Dayton	48 60							
304	H Rhode Island	60 51	225	A Richmond	54 50							
225	H Richmond	58 70	275	A Davidson	54 58							
275	H Davidson	59 55	135	H VCU	70 59							
133	A Duquesne	57 76	48	H George Washington	71 79							
164	A La Salle	57 59	120	H Fordham	49 53							

Non-Div I Games:

George Mason

■ Loss,
■ Non-Conf,
■ S Site,
■ H Home
■ A Away
N Neutral

George Washington

Through Games Of Feb. 19, 2017

Average RPI Win:	170	WON-LOST	WINNING	LAST 10	STRENGTH OF	OPP. STRENGTH	TEAM	ADJ.	CONF.	ADJ CONF.
Average RPI Loss:	79	RECORD	PCT. RANK	GAMES	SCHEDULE	OF SCHEDULE	RPI	RPI	RPI	RPI
DIV. I ONLY	19- 8	66	8- 2	84	88	48	48	12	12	
DIV. I NON-CONF.	7- 5	137	0- 0	42	31	69	69	12	12	
TOTALS	RPI 1-25	RPI 26-50	W-L RECORDS	RPI 51-100	RPI 101-150	RPI 150+				
19- 8	0- 1	0- 2	OVERALL	4- 2	5- 2	10- 1				
11- 2	0- 1	0- 0	HOME	1- 0	4- 1	6- 0				
6- 5	0- 0	0- 1	AWAY	1- 2	1- 1	4- 1				
2- 1	0- 0	0- 1	NEUTRAL	2- 0	0- 0	0- 0				
7- 5	0- 1	0- 2	NON-CONFERENCE	3- 1	1- 0	3- 1				
4- 1	0- 1	0- 0	HOME	0- 0	1- 0	3- 0				
1- 3	0- 0	0- 1	AWAY	1- 1	0- 0	0- 1				
2- 1	0- 0	0- 1	NEUTRAL	2- 0	0- 0	0- 0				
12- 3	0- 0	0- 0	CONFERENCE	1- 1	4- 2	7- 0				
7- 1	0- 0	0- 0	HOME	1- 0	3- 1	3- 0				
5- 2	0- 0	0- 0	AWAY	0- 1	1- 1	4- 0				
0- 0	0- 0	0- 0	NEUTRAL	0- 0	0- 0	0- 0				

RPI 1-25				RPI 26-50				Team's RPI: 48		RPI 51-100				RPI 101+			
RPI	S	Opponent	Score	RPI	S	Opponent	Score		RPI	S	Opponent	Score	RPI	S	Opponent	Score	
10	H	Stanford	52 71	32	N	Syracuse	71 74		53	A	Dayton	48 50	102	H	Saint Joseph's	53 44	
				33	A	South Dakota St.	55 60		53	H	Dayton	52 39	103	A	Saint Louis	59 67	
									55	A	Villanova	72 69	110	H	Princeton	56 45	
									57	N	Western Ky.	68 49	120	H	Fordham	63 46	
									58	A	Georgetown	57 72	133	A	Duquesne	75 40	
									97	N	FGCU	76 47	133	H	Duquesne	63 73	
													135	H	VCU	81 67	
													164	A	La Salle	79 65	
													183	A	George Mason	79 71	
													183	H	George Mason	80 49	
													188	H	Illinois	72 56	
													210	A	American	61 66	
													231	H	St. Bonaventure	63 57	
													261	H	Loyola Maryland	74 64	
													275	H	Davidson	76 62	
													284	H	Coppin St.	77 46	
													295	A	Massachusetts	60 54	
													304	A	Rhode Island	72 44	
LAST 12 Division I GAMES:																	
183	H	George Mason	80 49	133	H	Duquesne	63 73										
231	H	St. Bonaventure	63 57	103	A	Saint Louis	59 67										
53	H	Dayton	52 39	295	A	Massachusetts	60 54										
304	A	Rhode Island	72 44	275	H	Davidson	76 62										
164	A	La Salle	79 65	183	A	George Mason	79 71										
120	H	Fordham	63 46	53	A	Dayton	48 50										

Non-Div I Games:

George Washington

■ Loss,
 ■ Non-Conf, S Site,
 ■ Home
 ■ Away
 N Neutral

Georgetown

Through Games Of Feb. 19, 2017

Average RPI Win:	169	WON-LOST	WINNING	LAST 10	STRENGTH OF	OPP. STRENGTH	TEAM	ADJ.	CONF.	ADJ CONF.
Average RPI Loss:	49	RECORD	PCT. RANK	GAMES	SCHEDULE	OF SCHEDULE	RPI	RPI	RPI	RPI
DIV. I ONLY	17- 9	93	8- 2	83	70	58	58	7	7	
DIV. I NON-CONF.	8- 2	49	0- 0	60	78	14	14	7	7	
TOTALS	RPI 1-25	RPI 26-50	W-L RECORDS	RPI 51-100	RPI 101-150	RPI 150+				
17- 9	0- 3	1- 1	OVERALL	2- 5	3- 0	11- 0				
8- 4	0- 2	1- 1	HOME	1- 1	1- 0	5- 0				
7- 5	0- 1	0- 0	AWAY	0- 4	1- 0	6- 0				
2- 0	0- 0	0- 0	NEUTRAL	1- 0	1- 0	0- 0				
8- 2	0- 0	1- 0	NON-CONFERENCE	1- 2	3- 0	3- 0				
3- 0	0- 0	1- 0	HOME	0- 0	1- 0	1- 0				
3- 2	0- 0	0- 0	AWAY	0- 2	1- 0	2- 0				
2- 0	0- 0	0- 0	NEUTRAL	1- 0	1- 0	0- 0				
9- 7	0- 3	0- 1	CONFERENCE	1- 3	0- 0	8- 0				
5- 4	0- 2	0- 1	HOME	1- 1	0- 0	4- 0				
4- 3	0- 1	0- 0	AWAY	0- 2	0- 0	4- 0				
0- 0	0- 0	0- 0	NEUTRAL	0- 0	0- 0	0- 0				

RPI 1-25				RPI 26-50				RPI 51-100 Team's RPI: 58				RPI 101+			
RPI	S	Opponent	Score	RPI	S	Opponent	Score	RPI	S	Opponent	Score	RPI	S	Opponent	Score
16	A	Creighton	68 70	40	H	Marquette	77 84	55	A	Villanova	50 71	128	A	Delaware	54 46
16	H	Creighton	59 67	48	H	George Washington	72 57	55	H	Villanova	54 49	131	H	Alabama	70 59
19	H	DePaul	53 76					67	A	Minnesota	60 68	136	N	Wright St.	67 60
								72	A	St. John's (NY)	54 65	176	A	Providence	71 39
								72	H	St. John's (NY)	66 71	176	H	Providence	72 70
								74	N	Penn St.	68 54	183	H	George Mason	69 56
								85	A	Virginia Tech	63 73	187	A	Xavier	69 64
												187	H	Xavier	81 63
												202	A	Towson	75 59
												207	A	Seton Hall	77 60
												207	H	Seton Hall	77 58
												250	A	Butler	58 52
												250	H	Butler	83 72
												283	A	FIU	66 53
LAST 12 Division I GAMES:															
187	H	Xavier	81 63	55	H	Villanova	54 49								
250	H	Butler	83 72	250	A	Butler	58 52								
72	A	St. John's (NY)	54 65	187	A	Xavier	69 64								
207	A	Seton Hall	77 60	207	H	Seton Hall	77 58								
16	H	Creighton	59 67	72	H	St. John's (NY)	66 71								
176	H	Providence	72 70	176	A	Providence	71 39								

Non-Div I Games:

Georgetown

■ Loss,
 ■ Non-Conf,
 S Site,
 ■ Home
 ■ Away
 N Neutral

Average RPI Win:	134	WON-LOST	WINNING	LAST 10	STRENGTH OF	OPP. STRENGTH	TEAM	ADJ.	CONF.	ADJ CONF.
Average RPI Loss:	53	RECORD	PCT. RANK	GAMES	SCHEDULE	OF SCHEDULE	RPI	RPI	RPI	RPI
DIV. I ONLY	14- 13	164	4- 6	43	18	87	87	2	2	
DIV. I NON-CONF.	8- 5	125	0- 0	156	108	141	141	2	2	
TOTALS	RPI 1-25	RPI 26-50	W-L RECORDS	RPI 51-100	RPI 101-150	RPI 150+				
14- 13	2- 6	2- 2	OVERALL	4- 3	2- 1	4- 1				
10- 5	2- 2	1- 1	HOME	3- 1	0- 0	4- 1				
3- 7	0- 4	1- 0	AWAY	0- 2	2- 1	0- 0				
1- 1	0- 0	0- 1	NEUTRAL	1- 0	0- 0	0- 0				
8- 5	0- 0	0- 2	NON-CONFERENCE	3- 2	1- 0	4- 1				
6- 2	0- 0	0- 1	HOME	2- 0	0- 0	4- 1				
1- 2	0- 0	0- 0	AWAY	0- 2	1- 0	0- 0				
1- 1	0- 0	0- 1	NEUTRAL	1- 0	0- 0	0- 0				
6- 8	2- 6	2- 0	CONFERENCE	1- 1	1- 1	0- 0				
4- 3	2- 2	1- 0	HOME	1- 1	0- 0	0- 0				
2- 5	0- 4	1- 0	AWAY	0- 0	1- 1	0- 0				
0- 0	0- 0	0- 0	NEUTRAL	0- 0	0- 0	0- 0				

RPI 1-25				RPI 26-50				RPI 51-100 Team's RPI: 87				RPI 101+			
RPI	S	Opponent	Score	RPI	S	Opponent	Score	RPI	S	Opponent	Score	RPI	S	Opponent	Score
3	A	Mississippi St.	49 58	30	H	LSU	70 65	52	A	Georgia Tech	45 52	118	A	Ole Miss	62 69
4	A	South Carolina	63 66	34	N	South Fla.	65 81	67	N	Minnesota	70 58	138	A	Cincinnati	51 48
4	H	South Carolina	44 62	36	A	Auburn	57 51	69	A	Oklahoma St.	51 71	143	A	Arkansas	69 66
15	A	Kentucky	61 82	45	H	Virginia	43 66	81	H	Florida	68 76	228	H	Samford	59 65
15	H	Kentucky	56 66					91	H	Vanderbilt	70 68	237	H	Furman	67 62
17	H	Tennessee	81 78					92	H	BYU	81 51	274	H	Kennesaw St.	82 40
20	H	Texas A&M	69 59					94	H	Mercer	72 64	290	H	Western Caro.	78 43
22	A	Missouri	45 63									348	H	South Carolina St.	64 50
LAST 12 Division I GAMES:															
30	H	LSU	70 65	118	A	Ole Miss	62 69	4	H	South Carolina	44 62	81	H	Florida	68 76
3	A	Mississippi St.	49 58	4	H	South Carolina	44 62	15	A	Kentucky	61 82	4	A	South Carolina	63 66
36	A	Auburn	57 51	81	H	Florida	68 76	4	A	South Carolina	63 66	91	H	Vanderbilt	70 68
15	H	Kentucky	56 66	15	A	Kentucky	61 82								
17	H	Tennessee	81 78												
143	A	Arkansas	69 66												

Non-Div I Games:

Georgia

■ Loss,
 ■ Non-Conf, S Site,
 ■ Home
 ■ Away
 N Neutral

Average RPI Win:	215	WON-LOST	WINNING	LAST 10	STRENGTH OF	OPP. STRENGTH	TEAM	ADJ.	CONF.	ADJ CONF.
Average RPI Loss:	177	RECORD	PCT. RANK	GAMES	SCHEDULE	OF SCHEDULE	RPI	RPI	RPI	RPI
DIV. I ONLY	10- 15	227	6- 4	252	215	245	245	21	21	
DIV. I NON-CONF.	3- 7	250	0- 0	203	158	261	261	19	19	
TOTALS	RPI 1-25	RPI 26-50	W-L RECORDS	RPI 51-100	RPI 101-150	RPI 150+				
10- 15	0- 1	0- 0	OVERALL	0- 2	2- 2	8- 10				
3- 9	0- 1	0- 0	HOME	0- 0	1- 1	2- 7				
6- 4	0- 0	0- 0	AWAY	0- 1	1- 1	5- 2				
1- 2	0- 0	0- 0	NEUTRAL	0- 1	0- 0	1- 1				
3- 7	0- 1	0- 0	NON-CONFERENCE	0- 2	0- 1	3- 3				
1- 3	0- 1	0- 0	HOME	0- 0	0- 0	1- 2				
1- 2	0- 0	0- 0	AWAY	0- 1	0- 1	1- 0				
1- 2	0- 0	0- 0	NEUTRAL	0- 1	0- 0	1- 1				
7- 8	0- 0	0- 0	CONFERENCE	0- 0	2- 1	5- 7				
2- 6	0- 0	0- 0	HOME	0- 0	1- 1	1- 5				
5- 2	0- 0	0- 0	AWAY	0- 0	1- 0	4- 2				
0- 0	0- 0	0- 0	NEUTRAL	0- 0	0- 0	0- 0				

RPI 1-25				RPI 26-50				RPI 51-100				RPI 101+ Team's RPI: 245			
RPI	S	Opponent	Score	RPI	S	Opponent	Score	RPI	S	Opponent	Score	RPI	S	Opponent	Score
25	H	Elon	67 84					52	A	Georgia Tech	42 73	104	A	Troy	68 65
								74	N	Penn St.	42 69	104	H	Troy	69 87
												105	H	UT Arlington	64 59
												131	A	Alabama	57 80
												160	A	Louisiana	65 72
												160	H	Louisiana	64 70
												172	H	Texas St.	51 62
												182	A	Morehead St.	68 50
												208	A	Appalachian St.	59 55
												208	H	Appalachian St.	63 67
												210	N	American	59 58
												222	H	UNCW	66 72
												223	H	Akron	66 78
												227	A	Ga. Southern	58 54
												241	A	South Ala.	55 45
												241	H	South Ala.	47 77
												271	A	Coastal Caro.	69 48
												271	H	Coastal Caro.	67 73
												274	H	Kennesaw St.	62 59
												285	N	Eastern Mich.	59 69
												329	A	La.-Monroe	63 72
												329	H	La.-Monroe	87 35
LAST 12 Division I GAMES:															
105	H	UT Arlington	64 59	104	A	Troy	68 65								
172	H	Texas St.	51 62	241	A	South Ala.	55 45								
208	A	Appalachian St.	59 55	271	H	Coastal Caro.	67 73								
271	A	Coastal Caro.	69 48	208	H	Appalachian St.	63 67								
160	H	Louisiana	64 70	329	A	La.-Monroe	63 72								
329	H	La.-Monroe	87 35	160	A	Louisiana	65 72								

Non-Div I Games: Allen 96 58

Georgia St.

■ Loss,
 ■ Non-Conf,
 ■ S Site,
 ■ Home
 ■ A Away
 N Neutral

Average RPI Win: 136		WON-LOST	WINNING	LAST 10	STRENGTH OF	OPP. STRENGTH	TEAM	ADJ.	CONF.	ADJ CONF.
Average RPI Loss: 47		RECORD	PCT. RANK	GAMES	SCHEDULE	OF SCHEDULE	RPI	RPI	RPI	RPI
DIV. I ONLY		15- 12	142	2- 8	15	36	52	52	3	3
DIV. I NON-CONF.		11- 2	23	0- 0	61	111	27	27	4	4
TOTALS		RPI 1-25	RPI 26-50		W-L RECORDS		RPI 51-100	RPI 101-150	RPI 150+	
15- 12	1- 5	1- 3		OVERALL		5- 1	2- 3	6- 0		
10- 5	0- 3	1- 2		HOME		3- 0	2- 0	4- 0		
3- 7	0- 2	0- 1		AWAY		1- 1	0- 3	2- 0		
2- 0	1- 0	0- 0		NEUTRAL		1- 0	0- 0	0- 0		
11- 2	1- 0	0- 1		NON-CONFERENCE		4- 0	1- 1	5- 0		
7- 1	0- 0	0- 1		HOME		2- 0	1- 0	4- 0		
2- 1	0- 0	0- 0		AWAY		1- 0	0- 1	1- 0		
2- 0	1- 0	0- 0		NEUTRAL		1- 0	0- 0	0- 0		
4- 10	0- 5	1- 2		CONFERENCE		1- 1	1- 2	1- 0		
3- 4	0- 3	1- 1		HOME		1- 0	1- 0	0- 0		
1- 6	0- 2	0- 1		AWAY		0- 1	0- 2	1- 0		
0- 0	0- 0	0- 0		NEUTRAL		0- 0	0- 0	0- 0		

RPI 1-25				RPI 26-50				RPI 51-100				RPI 101+			
RPI	S	Opponent	Score	RPI	S	Opponent	Score	RPI	S	Opponent	Score	RPI	S	Opponent	Score
2	A	Notre Dame	69 90	32	H	Syracuse	75 66	53	N	Dayton	81 68	106	A	North Carolina	88 89
2	H	Notre Dame	38 55	37	H	Michigan	52 92	59	A	Wake Forest	65 70	108	A	Clemson	61 62
7	H	Duke	68 75	38	H	North Carolina St.	67 75	76	A	Middle Tenn.	61 60	110	H	Princeton	67 51
11	H	Florida St.	63 69	45	A	Virginia	64 65	85	H	Virginia Tech	87 81	131	A	Alabama	65 67
13	A	Louisville	51 91					87	H	Georgia	52 45	146	H	Pittsburgh	71 57
22	N	Missouri	72 70					94	H	Mercer	70 50	167	A	Boston College	71 67
LAST 12 Division I GAMES:															
				146	H	Pittsburgh	71 57	108	A	Clemson	61 62				
				106	A	North Carolina	88 89	11	H	Florida St.	63 69				
				2	A	Notre Dame	69 90	59	A	Wake Forest	65 70				
				38	H	North Carolina St.	67 75	13	A	Louisville	51 91				
				85	H	Virginia Tech	87 81	32	H	Syracuse	75 66				
				45	A	Virginia	64 65	167	A	Boston College	71 67				

Non-Div I Games:

Georgia Tech

■ Loss, ■ Non-Conf, S Site, H Home A Away N Neutral

Average RPI Win: 191	WON-LOST	WINNING	LAST 10	STRENGTH OF	OPP. STRENGTH	TEAM	ADJ.	CONF.	ADJ CONF.
Average RPI Loss: 146	RECORD	PCT. RANK	GAMES	SCHEDULE	OF SCHEDULE	RPI	RPI	RPI	RPI
DIV. I ONLY	22- 5	16	9- 1	245	104	77	77	14	14
DIV. I NON-CONF.	9- 2	37	0- 0	187	36	65	65	13	13
TOTALS	RPI 1-25	RPI 26-50	W-L RECORDS	RPI 51-100	RPI 101-150	RPI 150+			
22- 5	1- 1	0- 1	OVERALL	3- 0	4- 1	14- 2			
13- 1	0- 0	0- 0	HOME	3- 0	2- 0	8- 1			
8- 2	1- 0	0- 0	AWAY	0- 0	2- 1	5- 1			
1- 2	0- 1	0- 1	NEUTRAL	0- 0	0- 0	1- 0			
9- 2	1- 1	0- 1	NON-CONFERENCE	2- 0	1- 0	5- 0			
6- 0	0- 0	0- 0	HOME	2- 0	0- 0	4- 0			
2- 0	1- 0	0- 0	AWAY	0- 0	1- 0	0- 0			
1- 2	0- 1	0- 1	NEUTRAL	0- 0	0- 0	1- 0			
13- 3	0- 0	0- 0	CONFERENCE	1- 0	3- 1	9- 2			
7- 1	0- 0	0- 0	HOME	1- 0	2- 0	4- 1			
6- 2	0- 0	0- 0	AWAY	0- 0	1- 1	5- 1			
0- 0	0- 0	0- 0	NEUTRAL	0- 0	0- 0	0- 0			

RPI 1-25				RPI 26-50				RPI 51-100				Team's RPI: 77	RPI 101+			
RPI	S	Opponent	Score	RPI	S	Opponent	Score	RPI	S	Opponent	Score		RPI	S	Opponent	Score
10	A	Stanford	68 63	37	N	Michigan	66 78	64	H	Northwestern	67 56		127	A	St. Mary's (CA)	79 75
11	N	Florida St.	69 87					92	H	BYU	87 52		127	H	St. Mary's (CA)	59 58
								95	H	Washington St.	79 61		132	A	Eastern Wash.	73 54
													145	A	San Francisco	72 77
													145	H	San Francisco	61 46
													155	A	Santa Clara	50 49
													155	H	Santa Clara	51 39
													198	A	Loyola Marymount	80 56
													198	H	Loyola Marymount	73 61
													221	H	Presbyterian	79 39
													229	A	San Diego	57 55
													230	A	Pacific	74 58
													230	H	Pacific	63 65
													252	H	Colgate	72 42
													258	A	Portland	85 50
													258	H	Portland	67 55
													297	H	Nicholls St.	78 46
													308	A	Pepperdine	69 79
													308	H	Pepperdine	83 61
													320	H	UC Irvine	102 38
													333	N	Winthrop	71 41
LAST 12 Division I GAMES:																
230	A	Pacific	74 58	308	H	Pepperdine	83 61									
145	A	San Francisco	72 77	229	A	San Diego	57 55									
127	H	St. Mary's (CA)	59 58	258	A	Portland	85 50									
198	H	Loyola Marymount	73 61	155	H	Santa Clara	51 39									
155	A	Santa Clara	50 49	127	A	St. Mary's (CA)	79 75									
92	H	BYU	87 52	198	A	Loyola Marymount	80 56									

Non-Div I Games:

Gonzaga

Grambling

Through Games Of Feb. 19, 2017

Average RPI Win: 293	WON-LOST	WINNING	LAST 10	STRENGTH OF	OPP. STRENGTH	TEAM	ADJ.	CONF.	ADJ CONF.
Average RPI Loss: 149	RECORD	PCT. RANK	GAMES	SCHEDULE	OF SCHEDULE	RPI	RPI	RPI	RPI
DIV. I ONLY	13- 12	161	8- 2	320	292	219	219	30	30
DIV. I NON-CONF.	2- 9	293	0- 0	256	44	272	272	30	30
TOTALS	RPI 1-25	RPI 26-50	W-L RECORDS	RPI 51-100	RPI 101-150	RPI 150+			
13- 12	0- 1	0- 1	OVERALL	0- 2	0- 3	13- 5			
6- 2	0- 0	0- 0	HOME	0- 0	0- 0	6- 2			
7- 8	0- 0	0- 0	AWAY	0- 0	0- 0	7- 1			
0- 2	0- 0	0- 0	NEUTRAL	0- 1	0- 1	0- 0			
2- 9	0- 1	0- 1	NON-CONFERENCE	0- 2	0- 3	2- 2			
0- 1	0- 0	0- 0	HOME	0- 0	0- 0	0- 1			
2- 6	0- 1	0- 1	AWAY	0- 1	0- 2	2- 1			
0- 2	0- 0	0- 0	NEUTRAL	0- 1	0- 1	0- 0			
11- 3	0- 0	0- 0	CONFERENCE	0- 0	0- 0	11- 3			
6- 1	0- 0	0- 0	HOME	0- 0	0- 0	6- 1			
5- 2	0- 0	0- 0	AWAY	0- 0	0- 0	5- 2			
0- 0	0- 0	0- 0	NEUTRAL	0- 0	0- 0	0- 0			

RPI 1-25				RPI 26-50				RPI 51-100				RPI 101+ Team's RPI: 219			
RPI	S	Opponent	Score	RPI	S	Opponent	Score	RPI	S	Opponent	Score	RPI	S	Opponent	Score
18	A	Miami (FL)	61 89	44	A	Tulane	56 79	62	A	Southern California	64 75	111	A	Arizona	46 73
								93	N	SMU	36 56	120	N	Fordham	53 59
												137	A	TCU	47 83
												161	A	Louisiana Tech	55 69
												209	A	Alabama St.	60 45
												217	A	Texas Southern	61 69
												217	H	Texas Southern	64 52
												233	A	Southern U.	70 63
												233	H	Southern U.	68 71
												247	H	Ark.-Pine Bluff	56 54
												292	A	Prairie View	49 51
												292	H	Prairie View	60 55
												297	H	Nicholls St.	60 71
												300	A	Alcorn	67 63
												300	H	Alcorn	86 63
												310	H	Mississippi Val.	88 67
												327	A	Southeastern La.	87 71
												329	A	La.-Monroe	59 54
												346	A	Jackson St.	60 57
												346	H	Jackson St.	90 85
												349	A	Alabama A&M	68 53
LAST 12 Division I GAMES:															
346	A	Jackson St.	60 57	247	H	Ark.-Pine Bluff	56 54	346	H	Jackson St.	90 85				
292	H	Prairie View	60 55	292	A	Prairie View	49 51	217	A	Texas Southern	61 69				
217	H	Texas Southern	64 52	300	H	Alcorn	86 63	300	H	Alcorn	86 63				
300	A	Alcorn	67 63	233	A	Southern U.	70 63	233	H	Southern U.	68 71				
233	A	Southern U.	70 63												
310	H	Mississippi Val.	88 67												

Non-Div I Games:

Grambling

■ Loss,
 ■ Non-Conf,
 ■ S Site,
 ■ Home
 ■ A Away
 N Neutral

Grand Canyon

Through Games Of Feb. 19, 2017

Average RPI Win:	285	WON-LOST	WINNING	LAST 10	STRENGTH OF	OPP. STRENGTH	TEAM	ADJ.	CONF.	ADJ CONF.
Average RPI Loss:	168	RECORD	PCT. RANK	GAMES	SCHEDULE	OF SCHEDULE	RPI	RPI	RPI	RPI
DIV. I ONLY	13- 10	136	5- 5	308	301	218	218	29	29	
DIV. I NON-CONF.	7- 5	137	0- 0	286	204	193	193	29	29	
TOTALS	RPI 1-25	RPI 26-50	W-L RECORDS	RPI 51-100	RPI 101-150	RPI 150+				
13- 10	0- 2	0- 0	OVERALL	0- 0	1- 0	12- 8				
11- 2	0- 1	0- 0	HOME	0- 0	1- 0	10- 1				
2- 8	0- 1	0- 0	AWAY	0- 0	0- 0	2- 7				
0- 0	0- 0	0- 0	NEUTRAL	0- 0	0- 0	0- 0				
7- 5	0- 2	0- 0	NON-CONFERENCE	0- 0	1- 0	6- 3				
6- 1	0- 1	0- 0	HOME	0- 0	1- 0	5- 0				
1- 4	0- 1	0- 0	AWAY	0- 0	0- 0	1- 3				
0- 0	0- 0	0- 0	NEUTRAL	0- 0	0- 0	0- 0				
6- 5	0- 0	0- 0	CONFERENCE	0- 0	0- 0	6- 5				
5- 1	0- 0	0- 0	HOME	0- 0	0- 0	5- 1				
1- 4	0- 0	0- 0	AWAY	0- 0	0- 0	1- 4				
0- 0	0- 0	0- 0	NEUTRAL	0- 0	0- 0	0- 0				

RPI 1-25				RPI 26-50				RPI 51-100				RPI 101+ Team's RPI: 218			
RPI	S	Opponent	Score	RPI	S	Opponent	Score	RPI	S	Opponent	Score	RPI	S	Opponent	Score
6	H	Washington	66 101									124	H	Idaho	64 60
7	A	Duke	47 90									163	A	New Mexico St.	60 67
												163	H	New Mexico St.	65 81
												166	A	UC Riverside	64 77
												168	A	Rice	50 64
												214	A	Seattle U	60 86
												214	H	Seattle U	82 77
												248	A	UTRGV	49 52
												248	H	UTRGV	60 59
												267	H	Cal Poly	64 59
												268	A	Hawaii	47 51
												276	A	CSU Bakersfield	59 74
												294	A	Southern Utah	76 73
												300	H	Alcorn	77 44
												306	H	Northern Ariz.	76 65
												311	H	Denver	73 70
												317	H	UMKC	75 64
												328	H	Fla. Atlantic	81 60
												331	A	Utah Valley	62 46
												331	H	Utah Valley	60 42
												335	H	Chicago St.	57 39
LAST 12 Division I GAMES:															
				331	H	Utah Valley	60 42					317	H	UMKC	75 64
				214	H	Seattle U	82 77					214	A	Seattle U	60 86
				163	A	New Mexico St.	60 67					248	H	UTRGV	60 59
				248	A	UTRGV	49 52					163	H	New Mexico St.	65 81
				276	A	CSU Bakersfield	59 74					331	A	Utah Valley	62 46
				335	H	Chicago St.	57 39					268	A	Hawaii	47 51

Non-Div I Games: Chaminade 85 55

Grand Canyon

■ Loss,
■ Non-Conf, S Site,
■ Home
■ Away
N Neutral

Average RPI Win:	172	WON-LOST	WINNING	LAST 10	STRENGTH OF	OPP. STRENGTH	TEAM	ADJ.	CONF.	ADJ CONF.
Average RPI Loss:	139	RECORD	PCT. RANK	GAMES	SCHEDULE	OF SCHEDULE	RPI	RPI	RPI	RPI
DIV. I ONLY	21- 5	19	3- 4	82	157	29	29	20	20	
DIV. I NON-CONF.	9- 2	37	0- 1	11	18	5	5	21	21	
TOTALS	RPI 1-25	RPI 26-50	W-L RECORDS	RPI 51-100	RPI 101-150	RPI 150+				
21- 5	1- 1	4- 0	OVERALL	2- 0	2- 1	12- 3				
12- 1	1- 0	2- 0	HOME	0- 0	2- 0	7- 1				
9- 4	0- 1	2- 0	AWAY	2- 0	0- 1	5- 2				
0- 0	0- 0	0- 0	NEUTRAL	0- 0	0- 0	0- 0				
9- 2	1- 1	4- 0	NON-CONFERENCE	2- 0	0- 0	2- 1				
4- 1	1- 0	2- 0	HOME	0- 0	0- 0	1- 1				
5- 1	0- 1	2- 0	AWAY	2- 0	0- 0	1- 0				
0- 0	0- 0	0- 0	NEUTRAL	0- 0	0- 0	0- 0				
12- 3	0- 0	0- 0	CONFERENCE	0- 0	2- 1	10- 2				
8- 0	0- 0	0- 0	HOME	0- 0	2- 0	6- 0				
4- 3	0- 0	0- 0	AWAY	0- 0	0- 1	4- 2				
0- 0	0- 0	0- 0	NEUTRAL	0- 0	0- 0	0- 0				

RPI 1-25				RPI 26-50				Team's RPI: 29				RPI 51-100				RPI 101+			
RPI	S	Opponent	Score	RPI	S	Opponent	Score	RPI	S	Opponent	Score	RPI	S	Opponent	Score	RPI	S	Opponent	Score
2	A	Notre Dame	67 71	33	A	South Dakota St.	67 43	60	A	Belmont	62 53	136	H	Wright St.	62 41				
25	H	Elon	71 56	35	H	Drake	71 48	89	A	Chattanooga	71 55	148	A	Milwaukee	60 72				
				40	A	Marquette	78 63					148	H	Milwaukee	89 47				
				49	H	Little Rock	57 31					162	A	Oakland	71 74				
												162	H	Oakland	89 47				
												170	A	Detroit Mercy	72 76				
												170	H	Detroit Mercy	60 55				
												181	A	Cleveland St.	65 51				
												181	H	Cleveland St.	79 60				
												211	H	Wisconsin	53 54				
												220	A	Bradley	68 43				
												250	H	Butler	61 34				
												293	H	Northern Ky.	70 39				
												305	A	Valparaiso	75 36				
												305	H	Valparaiso	56 35				
												309	A	Youngstown St.	84 51				
												309	H	Youngstown St.	75 41				
												322	A	Ill.-Chicago	79 65				
LAST 12 Division I GAMES:																			
2	A	Notre Dame	67 71	181	A	Cleveland St.	65 51												
148	A	Milwaukee	60 72	309	A	Youngstown St.	84 51												
309	H	Youngstown St.	75 41	148	H	Milwaukee	89 47												
181	H	Cleveland St.	79 60	305	H	Valparaiso	56 35												
170	A	Detroit Mercy	72 76	162	H	Oakland	89 47												
162	A	Oakland	71 74	170	H	Detroit Mercy	60 55												

Non-Div I Games:

Green Bay

■ Loss,
 ■ Non-Conf, S Site,
 ■ Home
 ■ Away
 N Neutral

Average RPI Win:	269	WON-LOST	WINNING	LAST 10	STRENGTH OF	OPP. STRENGTH	TEAM	ADJ.	CONF.	ADJ CONF.
Average RPI Loss:	126	RECORD	PCT. RANK	GAMES	SCHEDULE	OF SCHEDULE	RPI	RPI	RPI	RPI
DIV. I ONLY	14- 11	138	6- 4	265	261	179	179	32	32	
DIV. I NON-CONF.	6- 7	182	0- 0	81	45	92	92	31	31	
TOTALS	RPI 1-25	RPI 26-50	W-L RECORDS	RPI 51-100	RPI 101-150	RPI 150+				
14- 11	1- 1	0- 3	OVERALL	0- 2	1- 1	12- 4				
7- 2	1- 0	0- 0	HOME	0- 0	0- 0	6- 2				
3- 9	0- 1	0- 3	AWAY	0- 2	0- 1	3- 2				
4- 0	0- 0	0- 0	NEUTRAL	0- 0	1- 0	3- 0				
6- 7	1- 1	0- 3	NON-CONFERENCE	0- 2	1- 1	4- 0				
2- 0	1- 0	0- 0	HOME	0- 0	0- 0	1- 0				
0- 7	0- 1	0- 3	AWAY	0- 2	0- 1	0- 0				
4- 0	0- 0	0- 0	NEUTRAL	0- 0	1- 0	3- 0				
8- 4	0- 0	0- 0	CONFERENCE	0- 0	0- 0	8- 4				
5- 2	0- 0	0- 0	HOME	0- 0	0- 0	5- 2				
3- 2	0- 0	0- 0	AWAY	0- 0	0- 0	3- 2				
0- 0	0- 0	0- 0	NEUTRAL	0- 0	0- 0	0- 0				

RPI 1-25				RPI 26-50				RPI 51-100				RPI 101+ Team's RPI: 179			
RPI	S	Opponent	Score	RPI	S	Opponent	Score	RPI	S	Opponent	Score	RPI	S	Opponent	Score
4	A	South Carolina	38 92	38	A	North Carolina St.	56 81	64	A	Northwestern	48 67	121	A	Old Dominion	58 61
23	H	Temple	71 65	39	A	James Madison	50 71	97	A	FGCU	49 60	141	N	Maine	58 49
				46	A	Iowa	51 84					205	A	Bethune-Cookman	56 66
												225	H	Richmond	72 45
												228	N	Samford	63 57
												244	H	Howard	62 67
												253	H	UMES	65 68
												273	A	Norfolk St.	58 57
												277	A	Savannah St.	51 55
												277	H	Savannah St.	75 46
												280	H	N.C. A&T	64 57
												284	H	Coppin St.	78 54
												319	N	Lafayette	58 55
												325	N	Saint Peter's	71 42
												342	H	N.C. Central	60 36
												347	A	Delaware St.	83 52
												348	A	South Carolina St.	51 50
												348	H	South Carolina St.	80 46
LAST 12 Division I GAMES:															
205	A	Bethune-Cookman	56 66	273	A	Norfolk St.	58 57								
244	H	Howard	62 67	342	H	N.C. Central	60 36								
348	A	South Carolina St.	51 50	347	A	Delaware St.	83 52								
277	A	Savannah St.	51 55	277	H	Savannah St.	75 46								
253	H	UMES	65 68	348	H	South Carolina St.	80 46								
284	H	Coppin St.	78 54	280	H	N.C. A&T	64 57								

Non-Div I Games:





























































































































































Hampton

■ Loss,
 ■ Non-Conf, S Site,
 ■ Home
 ■ Away
 N Neutral

Hartford





Through Games Of Feb. 19, 2017

Average RPI Win: 241	WON-LOST	WINNING	LAST 10	STRENGTH OF	OPP. STRENGTH	TEAM	ADJ.	CONF.	ADJ CONF.
Average RPI Loss: 146	RECORD	PCT. RANK	GAMES	SCHEDULE	OF SCHEDULE	RPI	RPI	RPI	RPI
DIV. I ONLY	16- 11	116	4- 6	233	249	171	171	22	22
DIV. I NON-CONF.	9- 4	85	0- 0	203	265	128	128	22	22
TOTALS	RPI 1-25	RPI 26-50	W-L RECORDS	RPI 51-100	RPI 101-150	RPI 150+			
16- 11	0- 0	0- 1	OVERALL	0- 3	1- 3	15- 4			
7- 6	0- 0	0- 1	HOME	0- 2	0- 1	7- 2			
7- 5	0- 0	0- 0	AWAY	0- 1	1- 2	6- 2			
2- 0	0- 0	0- 0	NEUTRAL	0- 0	0- 0	2- 0			
9- 4	0- 0	0- 1	NON-CONFERENCE	0- 1	1- 0	8- 2			
3- 3	0- 0	0- 1	HOME	0- 1	0- 0	3- 1			
4- 1	0- 0	0- 0	AWAY	0- 0	1- 0	3- 1			
2- 0	0- 0	0- 0	NEUTRAL	0- 0	0- 0	2- 0			
7- 7	0- 0	0- 0	CONFERENCE	0- 2	0- 3	7- 2			
4- 3	0- 0	0- 0	HOME	0- 1	0- 1	4- 1			
3- 4	0- 0	0- 0	AWAY	0- 1	0- 2	3- 1			
0- 0	0- 0	0- 0	NEUTRAL	0- 0	0- 0	0- 0			

RPI S	Opponent	Score	RPI S	Opponent	Score	RPI S	Opponent	Score	RPI S	Opponent	Score	Team's RPI: 171
			43   Quinnipiac	59   82		73   New Hampshire	50   58		128   Delaware	67   66		
						73   New Hampshire	57   62		140   Albany (NY)	71   82		
						97   FGCU	63   70		141   Maine	62   73		
									141   Maine	60   66		
									167   Boston College	65   56		
									176   Providence	65   77		
									178   Siena	80   76		
									180   Hofstra	69   67		
									196   Sacred Heart	81   64		
									201   UMBC	80   73		
									201   UMBC	47   64		
									215   Binghamton	76   73		
									226 N   Monmouth	75   72		
									240   Niagara	62   75		
									255   Stony Brook	62   40		
									255   Stony Brook	65   52		
									273 N   Norfolk St.	61   51		
									281   Vermont	70   76		
									281   Vermont	68   55		
									295   Massachusetts	75   56		
									316   Central Conn. St.	68   58		
									344   UMass Lowell	84   64		
									344   UMass Lowell	80   59		
LAST 12 Division I GAMES:												
			73   New Hampshire	57   62		140   Albany (NY)	71   82					
			255   Stony Brook	62   40		215   Binghamton	76   73					
			344   UMass Lowell	84   64		73   New Hampshire	50   58					
			201   UMBC	47   64		255   Stony Brook	65   52					
			141   Maine	60   66		141   Maine	62   73					
			281   Vermont	70   76		344   UMass Lowell	80   59					

Non-Div I Games:

Hartford

 Loss,
  Non-Conf,
 S Site,
  Home
  Away
 N Neutral

Average RPI Win:	179	WON-LOST	WINNING	LAST 10	STRENGTH OF	OPP. STRENGTH	TEAM	ADJ.	CONF.	ADJ CONF.
Average RPI Loss:	96	RECORD	PCT. RANK	GAMES	SCHEDULE	OF SCHEDULE	RPI	RPI	RPI	RPI
DIV. I ONLY	19- 4	14	7- 3	99	151	27	27	8	8	
DIV. I NON-CONF.	12- 1	7	2- 0	135	188	20	20	10	10	
TOTALS	RPI 1-25	RPI 26-50	W-L RECORDS	RPI 51-100	RPI 101-150	RPI 150+				
19- 4	1- 0	0- 0	OVERALL	1- 2	3- 2	14- 0				
10- 0	1- 0	0- 0	HOME	0- 0	3- 0	6- 0				
7- 4	0- 0	0- 0	AWAY	0- 2	0- 2	7- 0				
2- 0	0- 0	0- 0	NEUTRAL	1- 0	0- 0	1- 0				
12- 1	1- 0	0- 0	NON-CONFERENCE	1- 1	1- 0	9- 0				
5- 0	1- 0	0- 0	HOME	0- 0	1- 0	3- 0				
5- 1	0- 0	0- 0	AWAY	0- 1	0- 0	5- 0				
2- 0	0- 0	0- 0	NEUTRAL	1- 0	0- 0	1- 0				
7- 3	0- 0	0- 0	CONFERENCE	0- 1	2- 2	5- 0				
5- 0	0- 0	0- 0	HOME	0- 0	2- 0	3- 0				
2- 3	0- 0	0- 0	AWAY	0- 1	0- 2	2- 0				
0- 0	0- 0	0- 0	NEUTRAL	0- 0	0- 0	0- 0				

RPI 1-25				RPI 26-50				Team's RPI: 27				RPI 51-100				RPI 101+			
RPI	S	Opponent	Score	RPI	S	Opponent	Score	RPI	S	Opponent	Score	RPI	S	Opponent	Score	RPI	S	Opponent	Score
23	H	Temple	73 62									67	A	Minnesota	87 103	110	A	Princeton	58 63
												80	N	Buffalo	74 62	122	A	Cornell	52 57
												86	A	Penn	43 63	122	H	Cornell	62 59
																141	H	Maine	69 62
																142	H	Yale	76 56
																153	A	Kansas	69 59
																164	A	La Salle	66 64
																165	H	Brown	69 59
																177	A	Columbia	58 55
																177	H	Columbia	70 68
																178	A	Siena	65 58
																186	H	Fairfield	58 44
																196	A	Sacred Heart	68 60
																228	H	Samford	57 52
																238	A	Dartmouth	70 61
																238	H	Dartmouth	70 65
																239	A	Boston U.	65 52
																246	N	UNC Asheville	79 62
																315	H	NJIT	59 38
LAST 12 Division I GAMES:																			
122	A	Cornell	52 57	177	H	Columbia	70 68												
177	A	Columbia	58 55	122	H	Cornell	62 59												
142	H	Yale	76 56	238	A	Dartmouth	70 61												
165	H	Brown	69 59	164	A	La Salle	66 64												
110	A	Princeton	58 63	238	H	Dartmouth	70 65												
86	A	Penn	43 63	80	N	Buffalo	74 62												

Non-Div I Games:

Harvard

 Loss,
 Non-Conf, S Site,
 Home
 Away
N Neutral

Average RPI Win:	269	WON-LOST	WINNING	LAST 10	STRENGTH OF	OPP. STRENGTH	TEAM	ADJ.	CONF.	ADJ CONF.
Average RPI Loss:	141	RECORD	PCT. RANK	GAMES	SCHEDULE	OF SCHEDULE	RPI	RPI	RPI	RPI
DIV. I ONLY	7- 17	286	3- 7	124	229	268	268	25	25	
DIV. I NON-CONF.	3- 8	262	0- 0	64	119	221	221	23	23	
TOTALS	RPI 1-25	RPI 26-50	W-L RECORDS	RPI 51-100	RPI 101-150	RPI 150+				
7- 17	0- 2	0- 1	OVERALL	0- 2	0- 3	7- 9				
6- 7	0- 1	0- 1	HOME	0- 0	0- 1	6- 4				
1- 10	0- 1	0- 0	AWAY	0- 2	0- 2	1- 5				
0- 0	0- 0	0- 0	NEUTRAL	0- 0	0- 0	0- 0				
3- 8	0- 2	0- 1	NON-CONFERENCE	0- 2	0- 0	3- 3				
3- 3	0- 1	0- 1	HOME	0- 0	0- 0	3- 1				
0- 5	0- 1	0- 0	AWAY	0- 2	0- 0	0- 2				
0- 0	0- 0	0- 0	NEUTRAL	0- 0	0- 0	0- 0				
4- 9	0- 0	0- 0	CONFERENCE	0- 0	0- 3	4- 6				
3- 4	0- 0	0- 0	HOME	0- 0	0- 1	3- 3				
1- 5	0- 0	0- 0	AWAY	0- 0	0- 2	1- 3				
0- 0	0- 0	0- 0	NEUTRAL	0- 0	0- 0	0- 0				

RPI 1-25				RPI 26-50				RPI 51-100				RPI 101+ Team's RPI: 268			
RPI	S	Opponent	Score	RPI	S	Opponent	Score	RPI	S	Opponent	Score	RPI	S	Opponent	Score
3	H	Mississippi St.	41 66	31	H	Oregon	49 86	62	A	Southern California	44 76	101	A	UC Davis	55 70
12	A	UCLA	49 72					71	A	Boise St.	49 61	101	H	UC Davis	50 69
												119	A	Long Beach St.	57 68
												163	H	New Mexico St.	56 53
												166	A	UC Riverside	45 63
												166	H	UC Riverside	59 79
												169	A	CSUN	56 67
												169	H	CSUN	49 60
												195	H	San Jose St.	61 77
												218	H	Grand Canyon	51 47
												236	A	UC Santa Barbara	62 74
												236	H	UC Santa Barbara	52 67
												267	A	Cal Poly	87 79
												267	H	Cal Poly	66 57
												276	A	CSU Bakersfield	51 58
												288	A	Nevada	59 67
												309	H	Youngstown St.	72 50
												320	H	UC Irvine	79 62
												340	H	Cal St. Fullerton	60 50
LAST 12 Division I GAMES:															
169	H	CSUN	49 60	267	H	Cal Poly	66 57								
101	H	UC Davis	50 69	320	H	UC Irvine	79 62								
236	H	UC Santa Barbara	52 67	236	A	UC Santa Barbara	62 74								
166	H	UC Riverside	59 79	267	A	Cal Poly	87 79								
169	A	CSUN	56 67	340	H	Cal St. Fullerton	60 50								
166	A	UC Riverside	45 63	101	A	UC Davis	55 70								

Non-Div I Games: Hawaii Pacific 88 54

Hawaii

■ Loss,
 ■ Non-Conf, S Site,
 ■ Home
 ■ Away
 N Neutral

Average RPI Win:	287	WON-LOST	WINNING	LAST 10	STRENGTH OF	OPP. STRENGTH	TEAM	ADJ.	CONF.	ADJ CONF.
Average RPI Loss:	185	RECORD	PCT. RANK	GAMES	SCHEDULE	OF SCHEDULE	RPI	RPI	RPI	RPI
DIV. I ONLY	9- 14	235	7- 3	269	309	270	270	28	28	
DIV. I NON-CONF.	0- 9	335	0- 0	165	216	334	334	28	28	
TOTALS	RPI 1-25	RPI 26-50	W-L RECORDS	RPI 51-100	RPI 101-150	RPI 150+				
9- 14	0- 0	0- 1	OVERALL	0- 1	0- 3	9- 9				
5- 6	0- 0	0- 1	HOME	0- 0	0- 1	5- 4				
4- 8	0- 0	0- 0	AWAY	0- 0	0- 0	4- 0				
0- 0	0- 0	0- 0	NEUTRAL	0- 0	0- 0	0- 0				
0- 9	0- 0	0- 1	NON-CONFERENCE	0- 1	0- 2	0- 5				
0- 4	0- 0	0- 1	HOME	0- 0	0- 1	0- 2				
0- 5	0- 0	0- 0	AWAY	0- 1	0- 1	0- 3				
0- 0	0- 0	0- 0	NEUTRAL	0- 0	0- 0	0- 0				
9- 5	0- 0	0- 0	CONFERENCE	0- 0	0- 1	9- 4				
5- 2	0- 0	0- 0	HOME	0- 0	0- 0	5- 2				
4- 3	0- 0	0- 0	AWAY	0- 0	0- 1	4- 2				
0- 0	0- 0	0- 0	NEUTRAL	0- 0	0- 0	0- 0				

RPI 1-25				RPI 26-50				RPI 51-100				RPI 101+				Team's RPI: 270	
RPI	S	Opponent	Score	RPI	S	Opponent	Score	RPI	S	Opponent	Score	RPI	S	Opponent	Score		
				50	H	Ohio	48 76	56	A	West Virginia	59 82	115	H	Stetson	47 81		
												118	A	Ole Miss	62 73		
												134	A	Radford	56 59		
												185	A	UAB	66 75		
												199	A	Campbell	33 58		
												199	H	Campbell	53 69		
												203	H	UNCG	67 69		
												221	H	Presbyterian	87 60		
												242	A	Liberty	74 81		
												242	H	Liberty	78 69		
												246	A	UNC Asheville	76 60		
												246	H	UNC Asheville	81 70		
												251	H	Charleston So.	68 74		
												273	H	Norfolk St.	60 63		
												275	A	Davidson	72 82		
												290	A	Western Caro.	64 73		
												313	A	Gardner-Webb	84 65		
												313	H	Gardner-Webb	71 69		
												333	A	Winthrop	70 57		
												333	H	Winthrop	88 43		
												338	A	Longwood	80 49		
LAST 12 Division I GAMES:																	
				199	H	Campbell	53 69	221	H	Presbyterian	87 60						
				242	H	Liberty	78 69	199	A	Campbell	33 58						
				313	A	Gardner-Webb	84 65	313	H	Gardner-Webb	71 69						
				333	A	Winthrop	70 57	134	A	Radford	56 59						
				246	H	UNC Asheville	81 70	246	A	UNC Asheville	76 60						
				338	A	Longwood	80 49	251	H	Charleston So.	68 74						

Non-Div I Games: Spring Hill 74 58 Brevard 89 42

High Point

Loss, Non-Conf, S Site, H Home A Away N Neutral

Hofstra

Through Games Of Feb. 19, 2017

Average RPI Win:	209	WON-LOST	WINNING	LAST 10	STRENGTH OF	OPP. STRENGTH	TEAM	ADJ.	CONF.	ADJ CONF.
Average RPI Loss:	120	RECORD	PCT. RANK	GAMES	SCHEDULE	OF SCHEDULE	RPI	RPI	RPI	RPI
DIV. I ONLY	11- 15	220	3- 7	122	149	180	180	9	9	
DIV. I NON-CONF.	7- 4	114	0- 0	182	323	121	121	8	8	
TOTALS	RPI 1-25	RPI 26-50	W-L RECORDS	RPI 51-100	RPI 101-150	RPI 150+				
11- 15	0- 2	0- 2	OVERALL	0- 2	3- 4	8- 5				
6- 6	0- 1	0- 1	HOME	0- 0	1- 1	5- 3				
5- 9	0- 1	0- 1	AWAY	0- 2	2- 3	3- 2				
0- 0	0- 0	0- 0	NEUTRAL	0- 0	0- 0	0- 0				
7- 4	0- 0	0- 0	NON-CONFERENCE	0- 1	2- 1	5- 2				
4- 1	0- 0	0- 0	HOME	0- 0	0- 0	4- 1				
3- 3	0- 0	0- 0	AWAY	0- 1	2- 1	1- 1				
0- 0	0- 0	0- 0	NEUTRAL	0- 0	0- 0	0- 0				
4- 11	0- 2	0- 2	CONFERENCE	0- 1	1- 3	3- 3				
2- 5	0- 1	0- 1	HOME	0- 0	1- 1	1- 2				
2- 6	0- 1	0- 1	AWAY	0- 1	0- 2	2- 1				
0- 0	0- 0	0- 0	NEUTRAL	0- 0	0- 0	0- 0				

RPI 1-25				RPI 26-50				RPI 51-100				RPI 101+ Team's RPI: 180			
RPI	S	Opponent	Score	RPI	S	Opponent	Score	RPI	S	Opponent	Score	RPI	S	Opponent	Score
25	A	Elon	61 72	39	A	James Madison	57 93	54	A	Drexel	43 65	101	A	UC Davis	64 60
25	H	Elon	53 64	39	H	James Madison	50 61	80	A	Buffalo	50 74	102	A	Saint Joseph's	75 64
												117	A	Navy	69 78
												128	A	Delaware	45 56
												128	H	Delaware	56 73
												149	A	William & Mary	65 81
												149	H	William & Mary	64 61
												154	H	Northeastern	51 53
												171	H	Hartford	67 69
												194	A	Col. of Charleston	55 71
												194	H	Col. of Charleston	85 81
												202	A	Towson	70 61
												210	H	American	72 67
												222	A	UNCW	66 54
												222	H	UNCW	54 56
												224	H	Marist	62 42
												255	A	Stony Brook	67 64
												279	A	Sacramento St.	85 97
												295	H	Massachusetts	71 55
												347	H	Delaware St.	64 44
LAST 12 Division I GAMES:															
222	A	UNCW	66 54	39	H	James Madison	50 61								
25	A	Elon	61 72	25	H	Elon	53 64								
128	A	Delaware	45 56	194	A	Col. of Charleston	55 71								
194	H	Col. of Charleston	85 81	54	A	Drexel	43 65								
149	A	William & Mary	65 81	222	H	UNCW	54 56								
149	H	William & Mary	64 61	128	H	Delaware	56 73								

Non-Div I Games:

Hofstra

■ Loss,
 ■ Non-Conf, S Site,
 ■ Home
 ■ Away
 N Neutral

Holy Cross

Through Games Of Feb. 19, 2017

Average RPI Win:	239	WON-LOST	WINNING	LAST 10	STRENGTH OF	OPP. STRENGTH	TEAM	ADJ.	CONF.	ADJ CONF.
Average RPI Loss:	191	RECORD	PCT. RANK	GAMES	SCHEDULE	OF SCHEDULE	RPI	RPI	RPI	RPI
DIV. I ONLY	7- 19	295	4- 6	253	270	312	312	23	23	
DIV. I NON-CONF.	2- 9	293	0- 0	300	248	338	338	25	25	
TOTALS	RPI 1-25	RPI 26-50	W-L RECORDS	RPI 51-100	RPI 101-150	RPI 150+				
7- 19	0- 0	0- 2	OVERALL	1- 2	0- 3	6- 12				
5- 8	0- 0	0- 1	HOME	1- 1	0- 2	4- 4				
2- 11	0- 0	0- 1	AWAY	0- 1	0- 1	2- 8				
0- 0	0- 0	0- 0	NEUTRAL	0- 0	0- 0	0- 0				
2- 9	0- 0	0- 2	NON-CONFERENCE	0- 1	0- 1	2- 5				
2- 3	0- 0	0- 1	HOME	0- 1	0- 1	2- 0				
0- 6	0- 0	0- 1	AWAY	0- 0	0- 0	0- 5				
0- 0	0- 0	0- 0	NEUTRAL	0- 0	0- 0	0- 0				
5- 10	0- 0	0- 0	CONFERENCE	1- 1	0- 2	4- 7				
3- 5	0- 0	0- 0	HOME	1- 0	0- 1	2- 4				
2- 5	0- 0	0- 0	AWAY	0- 1	0- 1	2- 3				
0- 0	0- 0	0- 0	NEUTRAL	0- 0	0- 0	0- 0				

RPI S	Opponent	Score	RPI S	Opponent	Score	RPI S	Opponent	Score	RPI S	Opponent	Score	Team's RPI: 312
28	A Arizona St.	33 63	68	A Bucknell	48 77	117	A Navy	56 57				
43	H Quinnipiac	55 78	68	H Bucknell	63 51	117	H Navy	71 73				
			74	H Penn St.	48 84	142	H Yale	70 71				
						157	A Army West Point	41 60				
						157	H Army West Point	59 67				
						210	A American	61 60				
						210	H American	51 46				
						224	H Marist	50 46				
						238	A Dartmouth	49 53				
						239	H Boston U.	49 66				
						252	A Colgate	52 70				
						252	H Colgate	54 62				
						260	A Manhattan	56 60				
						281	A Vermont	52 63				
						282	A Bryant	74 76				
						295	A Massachusetts	66 69				
						301	A Lehigh	64 80				
						301	H Lehigh	65 47				
						319	A Lafayette	67 61				
						319	H Lafayette	70 85				
						344	H UMass Lowell	62 47				
LAST 12 Division I GAMES:												
210	H American	51 46	117	H Navy	71 73							
157	A Army West Point	41 60	210	A American	61 60							
301	A Lehigh	64 80	157	H Army West Point	59 67							
319	H Lafayette	70 85	301	H Lehigh	65 47							
68	H Bucknell	63 51	319	A Lafayette	67 61							
252	A Colgate	52 70	68	A Bucknell	48 77							

Non-Div I Games:

Holy Cross

■ Loss,
■ Non-Conf, S Site,
■ Home
■ Away
N Neutral

Average RPI Win:	211	WON-LOST	WINNING	LAST 10	STRENGTH OF	OPP. STRENGTH	TEAM	ADJ.	CONF.	ADJ CONF.
Average RPI Loss:	97	RECORD	PCT. RANK	GAMES	SCHEDULE	OF SCHEDULE	RPI	RPI	RPI	RPI
DIV. I ONLY	10- 16	238	2- 8	87	90	173	173	5	5	
DIV. I NON-CONF.	7- 6	157	0- 0	149	268	152	152	5	5	
TOTALS	RPI 1-25	RPI 26-50	W-L RECORDS	RPI 51-100	RPI 101-150	RPI 150+				
10- 16	0- 2	0- 2	OVERALL	0- 4	0- 7	10- 1				
5- 7	0- 1	0- 1	HOME	0- 2	0- 2	5- 1				
5- 8	0- 1	0- 1	AWAY	0- 2	0- 4	5- 0				
0- 1	0- 0	0- 0	NEUTRAL	0- 0	0- 1	0- 0				
7- 6	0- 0	0- 0	NON-CONFERENCE	0- 3	0- 2	7- 1				
4- 2	0- 0	0- 0	HOME	0- 1	0- 0	4- 1				
3- 3	0- 0	0- 0	AWAY	0- 2	0- 1	3- 0				
0- 1	0- 0	0- 0	NEUTRAL	0- 0	0- 1	0- 0				
3- 10	0- 2	0- 2	CONFERENCE	0- 1	0- 5	3- 0				
1- 5	0- 1	0- 1	HOME	0- 1	0- 2	1- 0				
2- 5	0- 1	0- 1	AWAY	0- 0	0- 3	2- 0				
0- 0	0- 0	0- 0	NEUTRAL	0- 0	0- 0	0- 0				

RPI	S	Opponent	Score	RPI	S	Opponent	Score	RPI	S	Opponent	Score	RPI	S	Opponent	Score	Team's RPI: 173
1	A	UConn	42 91	44	A	Tulane	56 82	88	A	UNLV	53 64	113	A	UCF	59 85	
23	H	Temple	57 69	44	H	Tulane	49 57	93	H	SMU	45 66	113	H	UCF	48 62	
								94	H	Mercer	60 64	116	N	Central Ark.	55 69	
								98	A	Texas Tech	60 84	119	A	Long Beach St.	55 65	
												138	A	Cincinnati	64 85	
												138	H	Cincinnati	62 71	
												150	A	Memphis	65 66	
												158	A	East Carolina	73 62	
												159	A	Tulsa	65 62	
												159	H	Tulsa	71 66	
												160	A	Louisiana	69 64	
												172	H	Texas St.	56 61	
												190	A	UTSA	56 49	
												194	H	Col. of Charleston	79 63	
												213	H	Rutgers	53 51	
												248	A	UTRGV	68 52	
												300	H	Alcorn	85 70	
												327	H	Southeastern La.	83 80	
LAST 12 Division I GAMES:																
159	A	Tulsa	65 62	150	A	Memphis	65 66									
138	H	Cincinnati	62 71	93	H	SMU	45 66									
113	A	UCF	59 85	23	H	Temple	57 69									
158	A	East Carolina	73 62	44	A	Tulane	56 82									
44	H	Tulane	49 57	113	H	UCF	48 62									
1	A	UConn	42 91	138	A	Cincinnati	64 85									

Non-Div I Games:

Houston

Houston Baptist

Through Games Of Feb. 19, 2017

Average RPI Win:	326	WON-LOST	WINNING	LAST 10	STRENGTH OF	OPP. STRENGTH	TEAM	ADJ.	CONF.	ADJ CONF.
Average RPI Loss:	203	RECORD	PCT. RANK	GAMES	SCHEDULE	OF SCHEDULE	RPI	RPI	RPI	RPI
DIV. I ONLY	3- 19	330	2- 8	298	300	341	341	27	27	
DIV. I NON-CONF.	0- 8	335	0- 0	153	160	328	328	27	27	
TOTALS	RPI 1-25	RPI 26-50	W-L RECORDS	RPI 51-100	RPI 101-150	RPI 150+				
3- 19	0- 2	0- 0	OVERALL	0- 0	0- 6	3- 11				
3- 8	0- 0	0- 0	HOME	0- 0	0- 3	3- 5				
0- 11	0- 0	0- 0	AWAY	0- 0	0- 0	0- 4				
0- 0	0- 0	0- 0	NEUTRAL	0- 0	0- 0	0- 0				
0- 8	0- 2	0- 0	NON-CONFERENCE	0- 0	0- 2	0- 4				
0- 4	0- 0	0- 0	HOME	0- 0	0- 1	0- 3				
0- 4	0- 2	0- 0	AWAY	0- 0	0- 1	0- 1				
0- 0	0- 0	0- 0	NEUTRAL	0- 0	0- 0	0- 0				
3- 11	0- 0	0- 0	CONFERENCE	0- 0	0- 4	3- 7				
3- 4	0- 0	0- 0	HOME	0- 0	0- 2	3- 2				
0- 7	0- 0	0- 0	AWAY	0- 0	0- 2	0- 5				
0- 0	0- 0	0- 0	NEUTRAL	0- 0	0- 0	0- 0				

RPI	S	Opponent	Score	RPI	S	Opponent	Score	RPI	S	Opponent	Score	RPI	S	Opponent	Score	Team's RPI: 341
8	A	Texas	46 98					107	A	SFA	49 86					
9	A	Baylor	43 118					116	A	Central Ark.	39 83					
								116	H	Central Ark.	49 80					
								130	H	Lamar University	53 81					
								143	A	Arkansas	40 101					
								147	H	Oral Roberts	65 75					
								168	H	Rice	53 79					
								200	H	New Orleans	63 73					
								217	H	Texas Southern	34 50					
								269	A	McNeese	53 68					
								297	A	Nicholls St.	57 76					
								299	A	Northwestern St.	54 75					
								302	A	UTEP	45 75					
								303	H	A&M-Corpus Christi	56 51					
								327	H	Southeastern La.	71 87					
								329	H	La.-Monroe	65 77					
								332	A	Incarnate Word	54 69					
								332	H	Incarnate Word	68 51					
								343	A	Sam Houston St.	63 78					
								343	H	Sam Houston St.	61 51					
LAST 12 Division I GAMES:																
116	A	Central Ark.	39 83	297	A	Nicholls St.	57 76									
130	H	Lamar University	53 81	200	H	New Orleans	63 73									
343	A	Sam Houston St.	63 78	332	H	Incarnate Word	68 51									
299	A	Northwestern St.	54 75	116	H	Central Ark.	49 80									
303	H	A&M-Corpus Christi	56 51	269	A	McNeese	53 68									
332	A	Incarnate Word	54 69	327	H	Southeastern La.	71 87									

Non-Div I Games: S'western Assemblie71 52 Arlington Baptist 75 55

Houston Baptist

Loss, Non-Conf, S Site, H Home A Away N Neutral

Average RPI Win: 295	WON-LOST	WINNING	LAST 10	STRENGTH OF	OPP. STRENGTH	TEAM	ADJ.	CONF.	ADJ CONF.
Average RPI Loss: 211	RECORD	PCT. RANK	GAMES	SCHEDULE	OF SCHEDULE	RPI	RPI	RPI	RPI
DIV. I ONLY	12- 12	170	6- 4	330	341	244	244	32	32
DIV. I NON-CONF.	4- 8	230	0- 0	251	332	246	246	31	31
TOTALS	RPI 1-25	RPI 26-50	W-L RECORDS	RPI 51-100	RPI 101-150	RPI 150+			
12- 12	0- 0	0- 1	OVERALL	0- 1	0- 2	12- 8			
7- 2	0- 0	0- 0	HOME	0- 0	0- 0	7- 2			
5- 10	0- 0	0- 1	AWAY	0- 1	0- 2	5- 6			
0- 0	0- 0	0- 0	NEUTRAL	0- 0	0- 0	0- 0			
4- 8	0- 0	0- 1	NON-CONFERENCE	0- 1	0- 2	4- 4			
2- 1	0- 0	0- 0	HOME	0- 0	0- 0	2- 1			
2- 7	0- 0	0- 1	AWAY	0- 1	0- 2	2- 3			
0- 0	0- 0	0- 0	NEUTRAL	0- 0	0- 0	0- 0			
8- 4	0- 0	0- 0	CONFERENCE	0- 0	0- 0	8- 4			
5- 1	0- 0	0- 0	HOME	0- 0	0- 0	5- 1			
3- 3	0- 0	0- 0	AWAY	0- 0	0- 0	3- 3			
0- 0	0- 0	0- 0	NEUTRAL	0- 0	0- 0	0- 0			

RPI S	Opponent	Score	RPI S	Opponent	Score	RPI S	Opponent	Score	RPI S	Opponent	Score	Team's RPI: 244
37	A Michigan	41 109	56	A West Virginia	49 95	122	A Cornell	55 67				
						138	A Cincinnati	56 66				
						165	A Brown	78 83				
						179	A Hampton	67 62				
						205	A Bethune-Cookman	54 75				
						212	A Robert Morris	42 59				
						253	A UMES	72 71				
						277	H Savannah St.	55 49				
						280	A N.C. A&T	55 63				
						280	H N.C. A&T	69 61				
						281	H Vermont	64 57				
						284	H Coppin St.	66 58				
						287	H Mt. St. Mary's	95 62				
						315	A NJIT	55 70				
						322	H Ill.-Chicago	63 70				
						324	A St. Francis Brooklyn	78 63				
						336	H Morgan St.	72 73				
						339	A Florida A&M	51 55				
						339	H Florida A&M	72 58				
						342	A N.C. Central	73 50				
						345	A Fairleigh Dickinson	71 68				
						348	H South Carolina St.	75 57				
LAST 12 Division I GAMES:												
280	H N.C. A&T	69 61	277	H Savannah St.	55 49							
336	H Morgan St.	72 73	342	A N.C. Central	73 50							
179	A Hampton	67 62	280	A N.C. A&T	55 63							
205	A Bethune-Cookman	54 75	284	H Coppin St.	66 58							
339	A Florida A&M	51 55	253	A UMES	72 71							
348	H South Carolina St.	75 57	339	H Florida A&M	72 58							

Non-Div I Games:

Howard

Average RPI Win:	195	WON-LOST	WINNING	LAST 10	STRENGTH OF	OPP. STRENGTH	TEAM	ADJ.	CONF.	ADJ CONF.
Average RPI Loss:	81	RECORD	PCT. RANK	GAMES	SCHEDULE	OF SCHEDULE	RPI	RPI	RPI	RPI
DIV. I ONLY	18- 7	59	9- 1	146	119	66	66	11	11	
DIV. I NON-CONF.	8- 3	67	0- 0	120	127	70	70	9	9	
TOTALS	RPI 1-25	RPI 26-50	W-L RECORDS	RPI 51-100	RPI 101-150	RPI 150+				
18- 7	1- 0	1- 2	OVERALL	3- 3	2- 1	11- 1				
9- 2	1- 0	1- 1	HOME	1- 1	1- 0	5- 0				
9- 5	0- 0	0- 1	AWAY	2- 2	1- 1	6- 1				
0- 0	0- 0	0- 0	NEUTRAL	0- 0	0- 0	0- 0				
8- 3	1- 0	0- 1	NON-CONFERENCE	1- 2	1- 0	5- 0				
3- 2	1- 0	0- 1	HOME	0- 1	0- 0	2- 0				
5- 1	0- 0	0- 0	AWAY	1- 1	1- 0	3- 0				
0- 0	0- 0	0- 0	NEUTRAL	0- 0	0- 0	0- 0				
10- 4	0- 0	1- 1	CONFERENCE	2- 1	1- 1	6- 1				
6- 0	0- 0	1- 0	HOME	1- 0	1- 0	3- 0				
4- 4	0- 0	0- 1	AWAY	1- 1	0- 1	3- 1				
0- 0	0- 0	0- 0	NEUTRAL	0- 0	0- 0	0- 0				

RPI S	Opponent	Score	RPI S	Opponent	Score	RPI S	Opponent	Score	RPI S	Opponent	Score
22	H Missouri	73 45	33	A South Dakota St.	49 68	60	A Belmont	72 78	135	A VCU	71 62
			33	H South Dakota St.	64 59	61	H UNI	62 69	147	A Oral Roberts	45 54
			50	H Ohio	65 71	63	A South Dakota	62 75	147	H Oral Roberts	53 41
						78	A Western Ill.	76 72	151	A Omaha	44 64
						78	H Western Ill.	66 52	151	H Omaha	79 47
						90	A Purdue	67 62	206	A Indiana St.	45 35
									227	H Ga. Southern	83 57
									235	A Miami (OH)	65 53
									263	H Tennessee Tech	77 63
									289	A North Dakota St.	76 53
									289	H North Dakota St.	71 58
									311	A Denver	67 45
									311	H Denver	71 49
									321	A Fort Wayne	62 48
									322	A Ill.-Chicago	67 57
LAST 12 Division I GAMES:											
289	A North Dakota St.	76 53	78	A Western Ill.	76 72						
33	H South Dakota St.	64 59	289	H North Dakota St.	71 58						
311	A Denver	67 45	147	H Oral Roberts	53 41						
147	A Oral Roberts	45 54	311	H Denver	71 49						
151	H Omaha	79 47	33	A South Dakota St.	49 68						
321	A Fort Wayne	62 48	63	A South Dakota	62 75						

Non-Div I Games: Oakland City 95 62 Ind.-Northwest 89 36

IUPUI

Loss, Non-Conf, S Site, H Home A Away N Neutral

Average RPI Win:	242	WON-LOST	WINNING	LAST 10	STRENGTH OF	OPP. STRENGTH	TEAM	ADJ.	CONF.	ADJ CONF.
Average RPI Loss:	90	RECORD	PCT. RANK	GAMES	SCHEDULE	OF SCHEDULE	RPI	RPI	RPI	RPI
DIV. I ONLY	12- 11	158	7- 3	108	191	124	124	19	19	
DIV. I NON-CONF.	3- 6	230	0- 0	22	90	84	84	18	18	
TOTALS	RPI 1-25	RPI 26-50	W-L RECORDS	RPI 51-100	RPI 101-150	RPI 150+				
12- 11	0- 2	0- 1	OVERALL	0- 4	3- 2	9- 2				
4- 3	0- 0	0- 0	HOME	0- 1	2- 1	2- 1				
8- 5	0- 0	0- 0	AWAY	0- 0	1- 0	7- 0				
0- 3	0- 1	0- 0	NEUTRAL	0- 2	0- 0	0- 0				
3- 6	0- 2	0- 1	NON-CONFERENCE	0- 2	1- 0	2- 1				
0- 0	0- 0	0- 0	HOME	0- 0	0- 0	0- 0				
3- 3	0- 1	0- 1	AWAY	0- 0	1- 0	2- 1				
0- 3	0- 1	0- 0	NEUTRAL	0- 2	0- 0	0- 0				
9- 5	0- 0	0- 0	CONFERENCE	0- 2	2- 2	7- 1				
4- 3	0- 0	0- 0	HOME	0- 1	2- 1	2- 1				
5- 2	0- 0	0- 0	AWAY	0- 1	0- 1	5- 0				
0- 0	0- 0	0- 0	NEUTRAL	0- 0	0- 0	0- 0				

RPI 1-25				RPI 26-50				RPI 51-100				RPI 101+ Team's RPI: 124			
RPI	S	Opponent	Score	RPI	S	Opponent	Score	RPI	S	Opponent	Score	RPI	S	Opponent	Score
5	N	Oregon St.	49 60	31	A	Oregon	70 73	61	N	UNI	74 76	112	A	Wyoming	74 71
6	A	Washington	53 105					83	A	Montana St.	64 80	123	H	North Dakota	74 61
								83	H	Montana St.	61 66	126	H	Northern Colo.	67 71
								88	N	UNLV	61 73	132	A	Eastern Wash.	57 67
												132	H	Eastern Wash.	78 51
												152	H	Idaho St.	60 67
												214	A	Seattle U	68 64
												216	H	Weber St.	95 77
												218	A	Grand Canyon	60 64
												232	A	Portland St.	72 66
												279	A	Sacramento St.	72 58
												294	A	Southern Utah	85 68
												306	A	Northern Ariz.	91 80
												330	A	Montana	86 59
												330	H	Montana	75 50
												340	A	Cal St. Fullerton	88 86
LAST 12 Division I GAMES:															
132	H	Eastern Wash.	78 51	83	H	Montana St.	61 66								
123	H	North Dakota	74 61	306	A	Northern Ariz.	91 80								
126	H	Northern Colo.	67 71	294	A	Southern Utah	85 68								
279	A	Sacramento St.	72 58	152	H	Idaho St.	60 67								
232	A	Portland St.	72 66	216	H	Weber St.	95 77								
330	H	Montana	75 50	83	A	Montana St.	64 80								

Non-Div I Games: Lewis-Clark St. 85 49 Central Wash. 79 45

Idaho

Loss, Non-Conf, S Site, H Home A Away N Neutral

Average RPI Win:	246	WON-LOST	WINNING	LAST 10	STRENGTH OF	OPP. STRENGTH	TEAM	ADJ.	CONF.	ADJ CONF.
Average RPI Loss:	119	RECORD	PCT. RANK	GAMES	SCHEDULE	OF SCHEDULE	RPI	RPI	RPI	RPI
DIV. I ONLY	14- 10	128	7- 3	227	179	152	152	19	19	
DIV. I NON-CONF.	5- 5	165	0- 0	299	82	200	200	18	18	
TOTALS	RPI 1-25	RPI 26-50	W-L RECORDS	RPI 51-100	RPI 101-150	RPI 150+				
14- 10	0- 1	0- 1	OVERALL	1- 1	2- 4	11- 3				
8- 2	0- 0	0- 0	HOME	1- 0	0- 2	7- 0				
5- 7	0- 0	0- 0	AWAY	0- 0	2- 1	3- 0				
1- 1	0- 0	0- 1	NEUTRAL	0- 0	0- 0	1- 0				
5- 5	0- 1	0- 1	NON-CONFERENCE	0- 1	0- 0	5- 2				
3- 0	0- 0	0- 0	HOME	0- 0	0- 0	3- 0				
1- 4	0- 1	0- 0	AWAY	0- 1	0- 0	1- 2				
1- 1	0- 0	0- 1	NEUTRAL	0- 0	0- 0	1- 0				
9- 5	0- 0	0- 0	CONFERENCE	1- 0	2- 4	6- 1				
5- 2	0- 0	0- 0	HOME	1- 0	0- 2	4- 0				
4- 3	0- 0	0- 0	AWAY	0- 0	2- 2	2- 1				
0- 0	0- 0	0- 0	NEUTRAL	0- 0	0- 0	0- 0				

RPI 1-25				RPI 26-50				RPI 51-100				RPI 101+ Team's RPI: 152			
RPI	S	Opponent	Score	RPI	S	Opponent	Score	RPI	S	Opponent	Score	RPI	S	Opponent	Score
5	A	Oregon St.	38 61	39	N	James Madison	53 83	79	A	Colorado	56 85	123	A	North Dakota	56 63
								83	H	Montana St.	67 59	123	H	North Dakota	62 65
												124	A	Idaho	67 60
												126	A	Northern Colo.	68 58
												126	H	Northern Colo.	62 77
												132	A	Eastern Wash.	41 58
												155	A	Santa Clara	78 82
												191	A	Utah St.	56 69
												211	A	Wisconsin	42 35
												216	A	Weber St.	43 50
												216	H	Weber St.	57 52
												232	H	Portland St.	53 47
												275	N	Davidson	70 58
												279	H	Sacramento St.	79 60
												294	A	Southern Utah	71 68
												306	A	Northern Ariz.	64 51
												311	H	Denver	65 64
												320	H	UC Irvine	65 54
												330	H	Montana	61 43
												331	H	Utah Valley	61 56
LAST 12 Division I GAMES:															
126	A	Northern Colo.	68 58	216	H	Weber St.	57 52								
123	A	North Dakota	56 63	123	H	North Dakota	62 65								
279	H	Sacramento St.	79 60	126	H	Northern Colo.	62 77								
232	H	Portland St.	53 47	124	A	Idaho	67 60								
294	A	Southern Utah	71 68	132	A	Eastern Wash.	41 58								
306	A	Northern Ariz.	64 51	216	A	Weber St.	43 50								

Non-Div I Games: Montana Tech 77 55

Idaho St.

■ Loss,
 ■ Non-Conf, S Site,
 ■ Home
 ■ Away
 N Neutral

Average RPI Win:	240	WON-LOST	WINNING	LAST 10	STRENGTH OF	OPP. STRENGTH	TEAM	ADJ.	CONF.	ADJ CONF.
Average RPI Loss:	173	RECORD	PCT. RANK	GAMES	SCHEDULE	OF SCHEDULE	RPI	RPI	RPI	RPI
DIV. I ONLY	3- 22	337	2- 8	165	257	322	322	20	20	
DIV. I NON-CONF.	1- 8	314	0- 0	141	189	295	295	21	21	
TOTALS	RPI 1-25	RPI 26-50	W-L RECORDS	RPI 51-100	RPI 101-150	RPI 150+				
3- 22	0- 0	0- 3	OVERALL	0- 3	0- 4	3- 12				
2- 11	0- 0	0- 1	HOME	0- 1	0- 2	2- 7				
1- 11	0- 0	0- 2	AWAY	0- 2	0- 2	1- 5				
0- 0	0- 0	0- 0	NEUTRAL	0- 0	0- 0	0- 0				
1- 8	0- 0	0- 2	NON-CONFERENCE	0- 3	0- 0	1- 3				
0- 4	0- 0	0- 0	HOME	0- 1	0- 0	0- 3				
1- 4	0- 0	0- 2	AWAY	0- 2	0- 0	1- 0				
0- 0	0- 0	0- 0	NEUTRAL	0- 0	0- 0	0- 0				
2- 14	0- 0	0- 1	CONFERENCE	0- 0	0- 4	2- 9				
2- 7	0- 0	0- 1	HOME	0- 0	0- 2	2- 4				
0- 7	0- 0	0- 0	AWAY	0- 0	0- 2	0- 5				
0- 0	0- 0	0- 0	NEUTRAL	0- 0	0- 0	0- 0				

RPI S	Opponent	Score	RPI S	Opponent	Score	RPI S	Opponent	Score	RPI S	Opponent	Score	Team's RPI: 322
29	H Green Bay	65 79	64	A Northwestern	44 88	136	A Wright St.	51 62				
41	A Central Mich.	55 77	66	H IUPUI	57 67	136	H Wright St.	54 73				
45	A Virginia	39 76	84	A Toledo	51 79	148	A Milwaukee	55 83				
						148	H Milwaukee	65 88				
						162	A Oakland	58 81				
						162	H Oakland	50 78				
						170	A Detroit Mercy	76 98				
						170	H Detroit Mercy	63 62				
						181	A Cleveland St.	59 77				
						181	H Cleveland St.	59 63				
						220	H Bradley	56 65				
						244	A Howard	70 63				
						293	A Northern Ky.	49 66				
						293	H Northern Ky.	37 58				
						305	H Valparaiso	74 60				
						307	H Illinois St.	52 59				
						309	A Youngstown St.	54 70				
						309	H Youngstown St.	59 65				
						321	H Fort Wayne	55 61				
LAST 12 Division I GAMES:												
162	H Oakland	50 78	305	H Valparaiso	74 60							
170	H Detroit Mercy	63 62	293	H Northern Ky.	37 58							
136	A Wright St.	51 62	136	H Wright St.	54 73							
293	A Northern Ky.	49 66	148	A Milwaukee	55 83							
309	H Youngstown St.	59 65	181	A Cleveland St.	59 77							
181	H Cleveland St.	59 63	309	A Youngstown St.	54 70							

Non-Div I Games: Lake Forest 84 48 Robert Morris (IL) 106 58

Ill.-Chicago

Average RPI Win:	196	WON-LOST	WINNING	LAST 10	STRENGTH OF	OPP. STRENGTH	TEAM	ADJ.	CONF.	ADJ CONF.
Average RPI Loss:	70	RECORD	PCT. RANK	GAMES	SCHEDULE	OF SCHEDULE	RPI	RPI	RPI	RPI
DIV. I ONLY	8- 19	281	1- 9	23	92	188	188	6	6	
DIV. I NON-CONF.	5- 8	218	0- 0	43	280	197	197	6	6	
TOTALS	RPI 1-25	RPI 26-50	W-L RECORDS	RPI 51-100	RPI 101-150	RPI 150+				
8- 19	0- 2	1- 7	OVERALL	1- 8	1- 1	5- 1				
8- 8	0- 1	1- 1	HOME	1- 4	1- 1	5- 1				
0- 11	0- 1	0- 6	AWAY	0- 4	0- 0	0- 0				
0- 0	0- 0	0- 0	NEUTRAL	0- 0	0- 0	0- 0				
5- 8	0- 0	0- 3	NON-CONFERENCE	1- 3	1- 1	3- 1				
5- 4	0- 0	0- 0	HOME	1- 2	1- 1	3- 1				
0- 4	0- 0	0- 3	AWAY	0- 1	0- 0	0- 0				
0- 0	0- 0	0- 0	NEUTRAL	0- 0	0- 0	0- 0				
3- 11	0- 2	1- 4	CONFERENCE	0- 5	0- 0	2- 0				
3- 4	0- 1	1- 1	HOME	0- 2	0- 0	2- 0				
0- 7	0- 1	0- 3	AWAY	0- 3	0- 0	0- 0				
0- 0	0- 0	0- 0	NEUTRAL	0- 0	0- 0	0- 0				

RPI 1-25				RPI 26-50				RPI 51-100				RPI 101+ Team's RPI: 188			
RPI	S	Opponent	Score	RPI	S	Opponent	Score	RPI	S	Opponent	Score	RPI	S	Opponent	Score
21	A	Maryland	59 84	26	A	Ohio St.	64 88	59	H	Wake Forest	70 79	136	H	Wright St.	76 72
21	H	Maryland	49 94	37	H	Michigan	70 86	63	A	South Dakota	68 77	150	H	Memphis	54 64
				41	A	Central Mich.	51 82	64	A	Northwestern	53 66	193	H	Nebraska	79 59
				42	A	Michigan St.	47 71	67	A	Minnesota	50 78	213	H	Rutgers	78 41
				46	A	Iowa	58 78	74	A	Penn St.	66 82	247	H	Ark.-Pine Bluff	70 58
				46	H	Iowa	70 65	74	H	Penn St.	62 80	254	H	Marshall	53 55
				48	A	George Washington	56 72	90	H	Purdue	64 72	318	H	USC Upstate	77 57
				50	A	Ohio	68 80	94	H	Mercer	33 51	321	H	Fort Wayne	56 33
								97	H	FGCU	82 73				
LAST 12 Division I GAMES:															
64	A	Northwestern	53 66	21	H	Maryland	49 94								
74	H	Penn St.	62 80	26	A	Ohio St.	64 88								
21	A	Maryland	59 84	67	A	Minnesota	50 78								
90	H	Purdue	64 72	193	H	Nebraska	79 59								
37	H	Michigan	70 86	46	A	Iowa	58 78								
74	A	Penn St.	66 82	213	H	Rutgers	78 41								

Non-Div I Games:

Illinois

Average RPI Win:	273	WON-LOST	WINNING	LAST 10	STRENGTH OF	OPP. STRENGTH	TEAM	ADJ.	CONF.	ADJ CONF.
Average RPI Loss:	141	RECORD	PCT. RANK	GAMES	SCHEDULE	OF SCHEDULE	RPI	RPI	RPI	RPI
DIV. I ONLY	7- 19	295	3- 7	220	166	307	307	16	16	
DIV. I NON-CONF.	3- 8	262	0- 0	258	177	302	302	14	14	
TOTALS	RPI 1-25	RPI 26-50	W-L RECORDS	RPI 51-100	RPI 101-150	RPI 150+				
7- 19	0- 0	0- 3	OVERALL	0- 4	0- 2	7- 10				
6- 9	0- 0	0- 1	HOME	0- 1	0- 2	6- 5				
1- 10	0- 0	0- 2	AWAY	0- 3	0- 0	1- 5				
0- 0	0- 0	0- 0	NEUTRAL	0- 0	0- 0	0- 0				
3- 8	0- 0	0- 1	NON-CONFERENCE	0- 2	0- 2	3- 3				
2- 4	0- 0	0- 0	HOME	0- 0	0- 2	2- 2				
1- 4	0- 0	0- 1	AWAY	0- 2	0- 0	1- 1				
0- 0	0- 0	0- 0	NEUTRAL	0- 0	0- 0	0- 0				
4- 11	0- 0	0- 2	CONFERENCE	0- 2	0- 0	4- 7				
4- 5	0- 0	0- 1	HOME	0- 1	0- 0	4- 3				
0- 6	0- 0	0- 1	AWAY	0- 1	0- 0	0- 4				
0- 0	0- 0	0- 0	NEUTRAL	0- 0	0- 0	0- 0				

RPI S	Opponent	Score	RPI S	Opponent	Score	RPI S	Opponent	Score	RPI S	Opponent	Score	Team's RPI: 307
28	A Arizona St.	40 76	61	A UNI	51 82	142	H Yale	45 59				
35	A Drake	49 101	61	H UNI	40 78	148	H Milwaukee	60 68				
35	H Drake	36 87	78	A Western Ill.	50 80	156	A Missouri St.	60 65				
			82	A Northern Ill.	66 108	156	H Missouri St.	44 77				
						183	H George Mason	46 72				
						183	H Southern Ill.	56 63				
						197	A Wichita St.	45 67				
						197	H Wichita St.	54 50				
						204	A SIUE	80 92				
						206	A Indiana St.	49 63				
						206	H Indiana St.	47 65				
						211	H Wisconsin	46 64				
						220	H Bradley	71 63				
						257	H Evansville	71 58				
						296	H Eastern Ill.	60 49				
						305	H Valparaiso	77 56				
						314	A Loyola Chicago	61 64				
						314	H Loyola Chicago	63 51				
						322	A Ill.-Chicago	59 52				
LAST 12 Division I GAMES:												
156	H Missouri St.	44 77	183	H Southern Ill.	56 63							
197	H Wichita St.	54 50	257	H Evansville	71 58							
61	A UNI	51 82	197	A Wichita St.	45 67							
35	A Drake	49 101	156	A Missouri St.	60 65							
314	H Loyola Chicago	63 51	35	H Drake	36 87							
206	H Indiana St.	47 65	61	H UNI	40 78							

Non-Div I Games:

Illinois St.

Average RPI Win:	323	WON-LOST	WINNING	LAST 10	STRENGTH OF	OPP. STRENGTH	TEAM	ADJ.	CONF.	ADJ CONF.
Average RPI Loss:	204	RECORD	PCT. RANK	GAMES	SCHEDULE	OF SCHEDULE	RPI	RPI	RPI	RPI
DIV. I ONLY	6- 18	302	4- 6	332	303	332	332	27	27	
DIV. I NON-CONF.	0- 9	335	0- 0	311	288	348	348	27	27	
TOTALS	RPI 1-25	RPI 26-50	W-L RECORDS	RPI 51-100	RPI 101-150	RPI 150+				
6- 18	0- 0	0- 0	OVERALL	0- 1	0- 4	6- 13				
4- 6	0- 0	0- 0	HOME	0- 1	0- 1	4- 4				
2- 10	0- 0	0- 0	AWAY	0- 0	0- 0	2- 0				
0- 2	0- 0	0- 0	NEUTRAL	0- 0	0- 0	0- 2				
0- 9	0- 0	0- 0	NON-CONFERENCE	0- 0	0- 1	0- 8				
0- 2	0- 0	0- 0	HOME	0- 0	0- 0	0- 2				
0- 5	0- 0	0- 0	AWAY	0- 0	0- 1	0- 4				
0- 2	0- 0	0- 0	NEUTRAL	0- 0	0- 0	0- 2				
6- 9	0- 0	0- 0	CONFERENCE	0- 1	0- 3	6- 5				
4- 4	0- 0	0- 0	HOME	0- 1	0- 1	4- 2				
2- 5	0- 0	0- 0	AWAY	0- 0	0- 2	2- 3				
0- 0	0- 0	0- 0	NEUTRAL	0- 0	0- 0	0- 0				

RPI 1-25			RPI 26-50			RPI 51-100			RPI 101+			Team's RPI: 332		
RPI	S	Opponent	Score	RPI	S	Opponent	Score	RPI	S	Opponent	Score			
								100	H	Abilene Christian	66	75		
										107	H	SFA	75	94
										116	A	Central Ark.	50	63
										130	A	Lamar University	54	83
										137	A	TCU	40	88
										168	H	Rice	43	60
										172	A	Texas St.	50	67
										189	A	North Texas	61	84
										191	N	Utah St.	46	79
										197	A	Wichita St.	63	73
										200	A	New Orleans	58	84
										200	H	New Orleans	67	71
										243	N	Murray St.	68	72
										269	A	McNeese	61	78
										285	H	Eastern Mich.	47	66
										297	A	Nicholls St.	78	52
										299	H	Northwestern St.	74	76
										303	H	A&M-Corpus Christi	63	56
										327	A	Southeastern La.	85	76
										327	H	Southeastern La.	96	56
										330	A	Montana	56	61
										341	A	Houston Baptist	51	68
										341	H	Houston Baptist	69	54
										343	H	Sam Houston St.	82	55
LAST 12 Division I GAMES:														
				343	H	Sam Houston St.	82	55		100	H	Abilene Christian	66	75
				303	H	A&M-Corpus Christi	63	56		107	H	SFA	75	94
				269	A	McNeese	61	78		327	H	Southeastern La.	96	56
				200	A	New Orleans	58	84		341	A	Houston Baptist	51	68
				341	H	Houston Baptist	69	54		130	A	Lamar University	54	83
				116	A	Central Ark.	50	63		200	H	New Orleans	67	71

Non-Div I Games: LSU-Alexandria 106 79 Tex. A&M-Kingsville 79 66

Indiana

Through Games Of Feb. 19, 2017

Average RPI Win:	159	WON-LOST	WINNING	LAST 10	STRENGTH OF	OPP. STRENGTH	TEAM	ADJ.	CONF.	ADJ CONF.
Average RPI Loss:	57	RECORD	PCT. RANK	GAMES	SCHEDULE	OF SCHEDULE	RPI	RPI	RPI	RPI
DIV. I ONLY	18- 9	80	6- 4	76	77	47	47	6	6	
DIV. I NON-CONF.	10- 3	54	0- 0	222	94	74	74	6	6	
TOTALS	RPI 1-25	RPI 26-50	W-L RECORDS	RPI 51-100	RPI 101-150	RPI 150+				
18- 9	0- 1	1- 5	OVERALL	8- 2	0- 0	9- 1				
11- 2	0- 1	1- 1	HOME	5- 0	0- 0	5- 0				
5- 7	0- 0	0- 4	AWAY	2- 2	0- 0	3- 1				
2- 0	0- 0	0- 0	NEUTRAL	1- 0	0- 0	1- 0				
10- 3	0- 0	0- 2	NON-CONFERENCE	3- 1	0- 0	7- 0				
6- 0	0- 0	0- 0	HOME	1- 0	0- 0	5- 0				
2- 3	0- 0	0- 2	AWAY	1- 1	0- 0	1- 0				
2- 0	0- 0	0- 0	NEUTRAL	1- 0	0- 0	1- 0				
8- 6	0- 1	1- 3	CONFERENCE	5- 1	0- 0	2- 1				
5- 2	0- 1	1- 1	HOME	4- 0	0- 0	0- 0				
3- 4	0- 0	0- 2	AWAY	1- 1	0- 0	2- 1				
0- 0	0- 0	0- 0	NEUTRAL	0- 0	0- 0	0- 0				

RPI 1-25				RPI 26-50				Team's RPI: 47	RPI 51-100				RPI 101+			
RPI	S	Opponent	Score	RPI	S	Opponent	Score		RPI	S	Opponent	Score	RPI	S	Opponent	Score
21	H	Maryland	56 92	26	H	Ohio St.	82 92		57	A	Western Ky.	74 85	162	H	Oakland	84 59
				36	A	Auburn	67 71		64	A	Northwestern	67 80	189	A	North Texas	94 64
				37	A	Michigan	74 78		64	H	Northwestern	66 38	193	A	Nebraska	64 67
				37	H	Michigan	72 61		67	H	Minnesota	78 62	211	A	Wisconsin	78 54
				38	A	North Carolina St.	70 84		74	A	Penn St.	89 70	213	A	Rutgers	63 52
				42	A	Michigan St.	60 69		74	H	Penn St.	72 66	221	H	Presbyterian	71 37
									81	N	Florida	102 88	255	N	Stony Brook	74 60
									89	A	Chattanooga	79 76	293	H	Northern Ky.	100 49
									90	H	Purdue	74 60	305	H	Valparaiso	87 58
									91	H	Vanderbilt	94 61	344	H	UMass Lowell	79 45
LAST 12 Division I GAMES:																
193	A	Nebraska	64 67	211	A	Wisconsin	78 54									
37	H	Michigan	72 61	74	H	Penn St.	72 66									
64	H	Northwestern	66 38	90	H	Purdue	74 60									
213	A	Rutgers	63 52	64	A	Northwestern	67 80									
21	H	Maryland	56 92	37	A	Michigan	74 78									
42	A	Michigan St.	60 69	67	H	Minnesota	78 62									

Non-Div I Games:

Indiana

■ Loss,
 ■ Non-Conf, S Site,
 ■ Home
 ■ Away
 N Neutral

Average RPI Win:	239	WON-LOST	WINNING	LAST 10	STRENGTH OF	OPP. STRENGTH	TEAM	ADJ.	CONF.	ADJ CONF.
Average RPI Loss:	141	RECORD	PCT. RANK	GAMES	SCHEDULE	OF SCHEDULE	RPI	RPI	RPI	RPI
DIV. I ONLY	12- 13	186	3- 7	285	128	206	206	16	16	
DIV. I NON-CONF.	6- 5	148	0- 0	302	110	170	170	14	14	
TOTALS	RPI 1-25	RPI 26-50	W-L RECORDS	RPI 51-100	RPI 101-150	RPI 150+				
12- 13	0- 1	0- 2	OVERALL	0- 3	2- 0	10- 7				
5- 5	0- 0	0- 1	HOME	0- 2	0- 0	5- 2				
7- 8	0- 1	0- 1	AWAY	0- 1	2- 0	5- 5				
0- 0	0- 0	0- 0	NEUTRAL	0- 0	0- 0	0- 0				
6- 5	0- 1	0- 0	NON-CONFERENCE	0- 1	2- 0	4- 3				
2- 1	0- 0	0- 0	HOME	0- 1	0- 0	2- 0				
4- 4	0- 1	0- 0	AWAY	0- 0	2- 0	2- 3				
0- 0	0- 0	0- 0	NEUTRAL	0- 0	0- 0	0- 0				
6- 8	0- 0	0- 2	CONFERENCE	0- 2	0- 0	6- 4				
3- 4	0- 0	0- 1	HOME	0- 1	0- 0	3- 2				
3- 4	0- 0	0- 1	AWAY	0- 1	0- 0	3- 2				
0- 0	0- 0	0- 0	NEUTRAL	0- 0	0- 0	0- 0				

RPI 1-25				RPI 26-50				RPI 51-100				RPI 101+ Team's RPI: 206			
RPI	S	Opponent	Score	RPI	S	Opponent	Score	RPI	S	Opponent	Score	RPI	S	Opponent	Score
22	A	Missouri	48 77	35	A	Drake	62 76	61	A	UNI	47 59	103	A	Saint Louis	70 67
				35	H	Drake	45 64	61	H	UNI	59 61	138	A	Cincinnati	63 55
								66	H	IUPUI	35 45	151	A	Omaha	45 72
												156	H	Missouri St.	46 49
												159	H	Tulsa	72 68
												183	A	Southern Ill.	68 53
												197	H	Wichita St.	42 56
												220	A	Bradley	41 54
												220	H	Bradley	58 51
												235	A	Miami (OH)	62 54
												250	A	Butler	48 66
												257	A	Evansville	41 57
												293	H	Northern Ky.	58 38
												296	A	Eastern Ill.	88 61
												307	A	Illinois St.	65 47
												307	H	Illinois St.	63 49
												314	A	Loyola Chicago	48 38
												314	H	Loyola Chicago	53 32
												328	A	Fla. Atlantic	67 70
LAST 12 Division I GAMES:															
61	H	UNI	59 61	197	H	Wichita St.	42 56								
35	H	Drake	45 64	35	A	Drake	62 76								
314	H	Loyola Chicago	53 32	61	A	UNI	47 59								
220	A	Bradley	41 54	314	A	Loyola Chicago	48 38								
307	A	Illinois St.	65 47	307	H	Illinois St.	63 49								
156	H	Missouri St.	46 49	220	H	Bradley	58 51								

Non-Div I Games:

Indiana St.

■ Loss,
■ Non-Conf, S Site,
■ Home
■ Away
N Neutral

Average RPI Win:	217	WON-LOST	WINNING	LAST 10	STRENGTH OF	OPP. STRENGTH	TEAM	ADJ.	CONF.	ADJ CONF.
Average RPI Loss:	144	RECORD	PCT. RANK	GAMES	SCHEDULE	OF SCHEDULE	RPI	RPI	RPI	RPI
DIV. I ONLY	16- 11	116	7- 3	172	217	144	144	18	18	
DIV. I NON-CONF.	5- 4	143	0- 0	125	195	137	137	17	17	
TOTALS	RPI 1-25	RPI 26-50	W-L RECORDS	RPI 51-100	RPI 101-150	RPI 150+				
16- 11	0- 0	1- 1	OVERALL	0- 1	3- 4	12- 5				
10- 4	0- 0	1- 0	HOME	0- 0	2- 2	7- 2				
6- 7	0- 0	0- 1	AWAY	0- 1	1- 2	5- 3				
0- 0	0- 0	0- 0	NEUTRAL	0- 0	0- 0	0- 0				
5- 4	0- 0	0- 0	NON-CONFERENCE	0- 1	3- 2	2- 1				
4- 1	0- 0	0- 0	HOME	0- 0	2- 1	2- 0				
1- 3	0- 0	0- 0	AWAY	0- 1	1- 1	0- 1				
0- 0	0- 0	0- 0	NEUTRAL	0- 0	0- 0	0- 0				
11- 7	0- 0	1- 1	CONFERENCE	0- 0	0- 2	10- 4				
6- 3	0- 0	1- 0	HOME	0- 0	0- 1	5- 2				
5- 4	0- 0	0- 1	AWAY	0- 0	0- 1	5- 2				
0- 0	0- 0	0- 0	NEUTRAL	0- 0	0- 0	0- 0				

RPI 1-25			RPI 26-50			RPI 51-100			RPI 101+ Team's RPI: 144		
RPI	S	Opponent	Score	RPI	S	Opponent	Score	RPI	S	Opponent	Score
				43	A	Quinnipiac	45 53	74	A	Penn St.	67 80
				43	H	Quinnipiac	58 44				
LAST 12 Division I GAMES:											
186	H	Fairfield	65 55	43	H	Quinnipiac	58 44	102	H	Saint Joseph's	58 57
43	A	Quinnipiac	45 53	224	A	Marist	48 37	109	A	Rider	65 85
226	A	Monmouth	65 75	226	H	Monmouth	60 54	109	H	Rider	36 52
109	H	Rider	36 52	260	A	Manhattan	76 62	117	A	Navy	68 73
262	A	Canisius	58 45	224	H	Marist	62 68	120	H	Fordham	55 46
240	A	Niagara	65 55	240	H	Niagara	68 61	133	H	Duquesne	58 61
				240	H	Niagara	68 61	135	A	VCU	59 57
								178	H	Siena	46 58
								186	A	Fairfield	59 68
								186	H	Fairfield	65 55
								189	A	North Texas	55 66
								224	A	Marist	48 37
								224	H	Marist	62 68
								226	A	Monmouth	65 75
								226	H	Monmouth	60 54
								260	A	Manhattan	76 62
								260	H	Manhattan	70 53
								262	A	Canisius	58 45
								262	H	Canisius	55 52
								324	H	St. Francis Brooklyn	62 46
								325	A	Saint Peter's	66 58

Non-Div I Games:

Iona

■ Loss,
 ■ Non-Conf,
 ■ S Site,
 ■ H Home
 ■ A Away
 N Neutral

Average RPI Win:	138	WON-LOST	WINNING	LAST 10	STRENGTH OF	OPP. STRENGTH	TEAM	ADJ.	CONF.	ADJ CONF.
Average RPI Loss:	49	RECORD	PCT. RANK	GAMES	SCHEDULE	OF SCHEDULE	RPI	RPI	RPI	RPI
DIV. I ONLY	16- 11	116	5- 5	18	63	46	46	6	6	
DIV. I NON-CONF.	9- 4	85	0- 0	5	68	30	30	6	6	
TOTALS	RPI 1-25	RPI 26-50	W-L RECORDS	RPI 51-100	RPI 101-150	RPI 150+				
16- 11	0- 4	2- 4	OVERALL	5- 2	2- 0	7- 1				
13- 3	0- 2	1- 1	HOME	5- 0	1- 0	6- 0				
2- 7	0- 1	0- 3	AWAY	0- 2	1- 0	1- 1				
1- 1	0- 1	1- 0	NEUTRAL	0- 0	0- 0	0- 0				
9- 4	0- 2	1- 2	NON-CONFERENCE	3- 0	2- 0	3- 0				
7- 2	0- 1	0- 1	HOME	3- 0	1- 0	3- 0				
1- 1	0- 0	0- 1	AWAY	0- 0	1- 0	0- 0				
1- 1	0- 1	1- 0	NEUTRAL	0- 0	0- 0	0- 0				
7- 7	0- 2	1- 2	CONFERENCE	2- 2	0- 0	4- 1				
6- 1	0- 1	1- 0	HOME	2- 0	0- 0	3- 0				
1- 6	0- 1	0- 2	AWAY	0- 2	0- 0	1- 1				
0- 0	0- 0	0- 0	NEUTRAL	0- 0	0- 0	0- 0				

RPI 1-25					RPI 26-50					Team's RPI: 46					RPI 51-100					RPI 101+				
RPI	S	Opponent	Score		RPI	S	Opponent	Score		RPI	S	Opponent	Score		RPI	S	Opponent	Score						
2	H	Notre Dame	58	73	26	A	Ohio St.	81	88	61	H	UNI	88	39	123	A	North Dakota	75	60					
12	N	UCLA	65	78	33	H	South Dakota St.	64	66	64	H	Northwestern	78	59	147	H	Oral Roberts	96	76					
21	A	Maryland	81	100	35	A	Drake	76	81	65	H	Iowa St.	88	76	179	H	Hampton	84	51					
21	H	Maryland	82	98	37	A	Michigan	70	72	67	H	Minnesota	80	65	188	A	Illinois	65	70					
					39	N	James Madison	90	75	74	A	Penn St.	58	71	188	H	Illinois	78	58					
					42	H	Michigan St.	87	83	90	A	Purdue	52	72	193	H	Nebraska	75	72					
										99	H	Kent St.	83	48	212	H	Robert Morris	81	60					
															213	A	Rutgers	71	59					
															213	H	Rutgers	71	57					
															295	H	Massachusetts	71	30					
LAST 12 Division I GAMES:																								
90	A	Purdue	52	72	21	A	Maryland	81	100															
64	H	Northwestern	78	59	67	H	Minnesota	80	65															
26	A	Ohio St.	81	88	213	A	Rutgers	71	59															
42	H	Michigan St.	87	83	21	H	Maryland	82	98															
37	A	Michigan	70	72	188	H	Illinois	78	58															
213	H	Rutgers	71	57	74	A	Penn St.	58	71															

Non-Div I Games:

Iowa

■ Loss,
 ■ Non-Conf, S Site,
 ■ Home
 ■ Away
 N Neutral

Average RPI Win: 152		WON-LOST	WINNING	LAST 10	STRENGTH OF	OPP. STRENGTH	TEAM	ADJ.	CONF.	ADJ CONF.
Average RPI Loss: 39		RECORD	PCT. RANK	GAMES	SCHEDULE	OF SCHEDULE	RPI	RPI	RPI	RPI
DIV. I ONLY		15- 11	130	5- 5	21	50	65	65	4	4
DIV. I NON-CONF.		9- 2	37	0- 0	70	250	56	56	3	3
TOTALS		RPI 1-25	RPI 26-50		W-L RECORDS		RPI 51-100	RPI 101-150	RPI 150+	
15- 11	1- 7	1- 1		OVERALL		5- 2	1- 1	7- 0		
14- 4	1- 4	1- 0		HOME		4- 0	1- 0	7- 0		
1- 7	0- 3	0- 1		AWAY		1- 2	0- 1	0- 0		
0- 0	0- 0	0- 0		NEUTRAL		0- 0	0- 0	0- 0		
9- 2	0- 1	1- 1		NON-CONFERENCE		2- 0	0- 0	6- 0		
9- 1	0- 1	1- 0		HOME		2- 0	0- 0	6- 0		
0- 1	0- 0	0- 1		AWAY		0- 0	0- 0	0- 0		
0- 0	0- 0	0- 0		NEUTRAL		0- 0	0- 0	0- 0		
6- 9	1- 6	0- 0		CONFERENCE		3- 2	1- 1	1- 0		
5- 3	1- 3	0- 0		HOME		2- 0	1- 0	1- 0		
1- 6	0- 3	0- 0		AWAY		1- 2	0- 1	0- 0		
0- 0	0- 0	0- 0		NEUTRAL		0- 0	0- 0	0- 0		

RPI	S	Opponent	Score	RPI	S	Opponent	Score	RPI	S	Opponent	Score	RPI	S	Opponent	Score
3	H	Mississippi St.	81 85	35	H	Drake	75 67	56	A	West Virginia	80 55	137	A	TCU	75 80
8	H	Texas	68 75	46	A	Iowa	76 88	56	H	West Virginia	68 53	137	H	TCU	72 69
9	A	Baylor	42 68					61	H	UNI	76 68	153	H	Kansas	87 58
9	H	Baylor	52 83					69	A	Oklahoma St.	59 71	196	H	Sacred Heart	76 56
14	A	Oklahoma	63 78					82	H	Northern Ill.	97 89	200	H	New Orleans	100 63
14	H	Oklahoma	57 67					98	A	Texas Tech	66 75	236	H	UC Santa Barbara	77 60
24	A	Kansas St.	68 80					98	H	Texas Tech	79 68	277	H	Savannah St.	74 51
24	H	Kansas St.	75 69									326	H	Arkansas St.	105 53
												347	H	Delaware St.	88 57
LAST 12 Division I GAMES:															
56	H	West Virginia	68 53	14	A	Oklahoma	63 78								
98	H	Texas Tech	79 68	24	H	Kansas St.	75 69								
24	A	Kansas St.	68 80	9	A	Baylor	42 68								
56	A	West Virginia	80 55	137	A	TCU	75 80								
9	H	Baylor	52 83	14	H	Oklahoma	57 67								
137	H	TCU	72 69	153	H	Kansas	87 58								

Non-Div I Games:

Iowa St.

■ Loss,
 ■ Non-Conf, S Site,
 ■ Home
 ■ Away
 N Neutral

Average RPI Win:	306	WON-LOST	WINNING	LAST 10	STRENGTH OF	OPP. STRENGTH	TEAM	ADJ.	CONF.	ADJ CONF.
Average RPI Loss:	252	RECORD	PCT. RANK	GAMES	SCHEDULE	OF SCHEDULE	RPI	RPI	RPI	RPI
DIV. I ONLY	4- 16	316	1- 9	347	346	346	346	30	30	
DIV. I NON-CONF.	2- 4	230	0- 0	345	342	332	332	30	30	
TOTALS	RPI 1-25	RPI 26-50	W-L RECORDS	RPI 51-100	RPI 101-150	RPI 150+				
4- 16	0- 0	0- 0	OVERALL	0- 0	0- 1	4- 15				
2- 6	0- 0	0- 0	HOME	0- 0	0- 0	2- 6				
1- 10	0- 0	0- 0	AWAY	0- 0	0- 0	1- 3				
1- 0	0- 0	0- 0	NEUTRAL	0- 0	0- 0	1- 0				
2- 4	0- 0	0- 0	NON-CONFERENCE	0- 0	0- 1	2- 3				
1- 0	0- 0	0- 0	HOME	0- 0	0- 0	1- 0				
0- 4	0- 0	0- 0	AWAY	0- 0	0- 1	0- 3				
1- 0	0- 0	0- 0	NEUTRAL	0- 0	0- 0	1- 0				
2- 12	0- 0	0- 0	CONFERENCE	0- 0	0- 0	2- 12				
1- 6	0- 0	0- 0	HOME	0- 0	0- 0	1- 6				
1- 6	0- 0	0- 0	AWAY	0- 0	0- 0	1- 6				
0- 0	0- 0	0- 0	NEUTRAL	0- 0	0- 0	0- 0				

RPI 1-25			RPI 26-50			RPI 51-100			RPI 101+ Team's RPI: 346		
RPI	S	Opponent	Score	RPI	S	Opponent	Score	RPI	S	Opponent	Score
								118	A	Ole Miss	41 89
								209	A	Alabama St.	64 73
								217	A	Texas Southern	52 62
								217	H	Texas Southern	63 66
								219	A	Grambling	85 90
								219	H	Grambling	57 60
								233	A	Southern U.	61 80
								233	H	Southern U.	56 85
								247	H	Ark.-Pine Bluff	71 78
								256	N	Saint Francis (PA)	88 84
								292	A	Prairie View	63 73
								292	H	Prairie View	74 60
								297	A	Nicholls St.	76 83
								299	A	Northwestern St.	65 83
								300	A	Alcorn	51 74
								300	H	Alcorn	53 70
								310	H	Mississippi Val.	57 62
								327	H	Southeastern La.	83 66
								328	A	Fla. Atlantic	58 67
								349	A	Alabama A&M	64 54
LAST 12 Division I GAMES:											
219	H	Grambling	57 60	310	H	Mississippi Val.	57 62				
217	H	Texas Southern	63 66	219	A	Grambling	85 90				
292	H	Prairie View	74 60	217	A	Texas Southern	52 62				
233	A	Southern U.	61 80	292	A	Prairie View	63 73				
300	A	Alcorn	51 74	300	H	Alcorn	53 70				
247	H	Ark.-Pine Bluff	71 78	233	H	Southern U.	56 85				

Non-Div I Games: Blue Mountain 86 54 LeMoyne-Owen 88 67 Lane 57 52 Fisk 93 54 Jackson St.

Jacksonville

Through Games Of Feb. 19, 2017

Average RPI Win:	252	WON-LOST	WINNING	LAST 10	STRENGTH OF	OPP. STRENGTH	TEAM	ADJ.	CONF.	ADJ CONF.
Average RPI Loss:	73	RECORD	PCT. RANK	GAMES	SCHEDULE	OF SCHEDULE	RPI	RPI	RPI	RPI
DIV. I ONLY	17- 7	65	7- 3	181	219	96	96	24	24	
DIV. I NON-CONF.	8- 4	97	0- 0	115	137	68	68	24	24	
TOTALS	RPI 1-25	RPI 26-50	W-L RECORDS	RPI 51-100	RPI 101-150	RPI 150+				
17- 7	0- 1	0- 2	OVERALL	1- 1	2- 3	14- 0				
10- 1	0- 0	0- 0	HOME	1- 0	1- 1	8- 0				
5- 5	0- 1	0- 2	AWAY	0- 1	0- 1	5- 0				
2- 1	0- 0	0- 0	NEUTRAL	0- 0	1- 1	1- 0				
8- 4	0- 1	0- 2	NON-CONFERENCE	0- 0	2- 1	6- 0				
4- 0	0- 0	0- 0	HOME	0- 0	1- 0	3- 0				
2- 3	0- 1	0- 2	AWAY	0- 0	0- 0	2- 0				
2- 1	0- 0	0- 0	NEUTRAL	0- 0	1- 1	1- 0				
9- 3	0- 0	0- 0	CONFERENCE	1- 1	0- 2	8- 0				
6- 1	0- 0	0- 0	HOME	1- 0	0- 1	5- 0				
3- 2	0- 0	0- 0	AWAY	0- 1	0- 1	3- 0				
0- 0	0- 0	0- 0	NEUTRAL	0- 0	0- 0	0- 0				

RPI 1-25			RPI 26-50			RPI 51-100			Team's RPI: 96	RPI 101+		
RPI	S	Opponent	Score	RPI	S	Opponent	Score	RPI	S	Opponent	Score	
11	A	Florida St.	47 90	34	A	South Fla.	52 64	97	A	FGCU	57 60	101 N UC Davis 61 54
				36	A	Auburn	41 53	97	H	FGCU	73 65	104 H Troy 77 70
												106 N North Carolina 57 87
												115 A Stetson 47 57
												115 H Stetson 49 65
												205 H Bethune-Cookman 69 63
												241 H South Ala. 62 55
												265 N Wofford 66 60
												274 H Kennesaw St. 72 48
												277 A Savannah St. 55 40
												283 A FIU 71 56
												286 H North Florida 68 58
												291 A Lipscomb 73 67
												291 H Lipscomb 84 60
												297 H Nicholls St. 76 71
												315 A NJIT 75 56
												315 H NJIT 75 59
												318 A USC Upstate 65 47
												318 H USC Upstate 59 46
LAST 12 Division I GAMES:												
291	A	Lipscomb	73 67	97	A	FGCU	57 60					
318	H	USC Upstate	59 46	291	H	Lipscomb	84 60					
315	H	NJIT	75 59	274	H	Kennesaw St.	72 48					
115	A	Stetson	47 57	315	A	NJIT	75 56					
97	H	FGCU	73 65	318	A	USC Upstate	65 47					
115	H	Stetson	49 65	286	H	North Florida	68 58					

Non-Div I Games: Thomas (GA) 100 43 Johnson & Wales (Fl110 31 Fla. Memorial 76 51

Jacksonville

Loss, Non-Conf, S Site, H Home A Away N Neutral

Jacksonville St.

Through Games Of Feb. 19, 2017

Average RPI Win:	272	WON-LOST	WINNING	LAST 10	STRENGTH OF	OPP. STRENGTH	TEAM	ADJ.	CONF.	ADJ CONF.
Average RPI Loss:	191	RECORD	PCT. RANK	GAMES	SCHEDULE	OF SCHEDULE	RPI	RPI	RPI	RPI
DIV. I ONLY	11- 14	209	4- 6	295	273	249	249	26	26	
DIV. I NON-CONF.	6- 5	148	0- 0	313	253	203	203	26	26	
TOTALS	RPI 1-25	RPI 26-50	W-L RECORDS	RPI 51-100	RPI 101-150	RPI 150+				
11- 14	0- 1	0- 0	OVERALL	0- 2	0- 2	11- 9				
6- 5	0- 0	0- 0	HOME	0- 1	0- 1	6- 3				
4- 9	0- 1	0- 0	AWAY	0- 1	0- 1	4- 6				
1- 0	0- 0	0- 0	NEUTRAL	0- 0	0- 0	1- 0				
6- 5	0- 1	0- 0	NON-CONFERENCE	0- 0	0- 2	6- 2				
2- 2	0- 0	0- 0	HOME	0- 0	0- 1	2- 1				
3- 3	0- 1	0- 0	AWAY	0- 0	0- 1	3- 1				
1- 0	0- 0	0- 0	NEUTRAL	0- 0	0- 0	1- 0				
5- 9	0- 0	0- 0	CONFERENCE	0- 2	0- 0	5- 7				
4- 3	0- 0	0- 0	HOME	0- 1	0- 0	4- 2				
1- 6	0- 0	0- 0	AWAY	0- 1	0- 0	1- 5				
0- 0	0- 0	0- 0	NEUTRAL	0- 0	0- 0	0- 0				

RPI 1-25				RPI 26-50				RPI 51-100				RPI 101+ Team's RPI: 249			
RPI	S	Opponent	Score	RPI	S	Opponent	Score	RPI	S	Opponent	Score	RPI	S	Opponent	Score
11	A	Florida St.	62 73					60	A	Belmont	52 61	108	H	Clemson	63 69
								60	H	Belmont	53 54	118	A	Ole Miss	50 68
												182	H	Morehead St.	69 68
												200	H	New Orleans	79 81
												204	A	SIUE	62 69
												227	H	Ga. Southern	67 55
												234	A	UT Martin	83 94
												243	H	Murray St.	64 71
												263	A	Tennessee Tech	54 56
												263	H	Tennessee Tech	57 44
												266	A	Tennessee St.	51 64
												266	H	Tennessee St.	69 56
												272	H	Austin Peay	65 45
												274	A	Kennesaw St.	65 59
												277	A	Savannah St.	64 57
												278	H	Southeast Mo. St.	58 65
												296	A	Eastern Ill.	67 71
												297	H	Nicholls St.	75 52
												298	A	Eastern Ky.	54 49
												300	A	Alcorn	70 66
												328	A	Fla. Atlantic	55 63
												339	N	Florida A&M	66 54
LAST 12 Division I GAMES:															
263	H	Tennessee Tech	57 44	298	A	Eastern Ky.	54 49								
266	H	Tennessee St.	69 56	266	A	Tennessee St.	51 64								
60	A	Belmont	52 61	60	H	Belmont	53 54								
204	A	SIUE	62 69	263	A	Tennessee Tech	54 56								
278	H	Southeast Mo. St.	58 65	272	H	Austin Peay	65 45								
182	H	Morehead St.	69 68	243	H	Murray St.	64 71								

Non-Div I Games: Brewton Parker 89 26

Jacksonville St.

■ Loss,
 ■ Non-Conf,
 ■ S Site,
 ■ Home
 ■ A Away
 N Neutral

Average RPI Win:	154	WON-LOST	WINNING	LAST 10	STRENGTH OF	OPP. STRENGTH	TEAM	ADJ.	CONF.	ADJ CONF.
Average RPI Loss:	92	RECORD	PCT. RANK	GAMES	SCHEDULE	OF SCHEDULE	RPI	RPI	RPI	RPI
DIV. I ONLY	20- 6	33	9- 1	109	71	39	39	9	9	
DIV. I NON-CONF.	7- 4	114	0- 0	116	12	75	75	8	8	
TOTALS	RPI 1-25	RPI 26-50	W-L RECORDS	RPI 51-100	RPI 101-150	RPI 150+				
20- 6	2- 2	0- 1	OVERALL	2- 1	4- 0	12- 2				
9- 2	1- 1	0- 0	HOME	2- 0	1- 0	5- 1				
10- 3	1- 1	0- 0	AWAY	0- 1	3- 0	6- 1				
1- 1	0- 0	0- 1	NEUTRAL	0- 0	0- 0	1- 0				
7- 4	0- 2	0- 1	NON-CONFERENCE	1- 1	1- 0	5- 0				
3- 1	0- 1	0- 0	HOME	1- 0	0- 0	2- 0				
3- 2	0- 1	0- 0	AWAY	0- 1	1- 0	2- 0				
1- 1	0- 0	0- 1	NEUTRAL	0- 0	0- 0	1- 0				
13- 2	2- 0	0- 0	CONFERENCE	1- 0	3- 0	7- 2				
6- 1	1- 0	0- 0	HOME	1- 0	1- 0	3- 1				
7- 1	1- 0	0- 0	AWAY	0- 0	2- 0	4- 1				
0- 0	0- 0	0- 0	NEUTRAL	0- 0	0- 0	0- 0				

RPI 1-25				RPI 26-50				Team's RPI: 39				RPI 51-100				RPI 101+			
RPI	S	Opponent	Score	RPI	S	Opponent	Score	RPI	S	Opponent	Score	RPI	S	Opponent	Score	RPI	S	Opponent	Score
11	A	Florida St.	64 84	46	N	Iowa	75 90	54	H	Drexel	54 47	102	A	Saint Joseph's	85 72				
17	H	Tennessee	69 81					59	H	Wake Forest	83 76	128	A	Delaware	66 51				
25	A	Elon	76 70					72	A	St. John's (NY)	63 74	128	H	Delaware	77 42				
25	H	Elon	61 54									149	A	William & Mary	79 64				
												152	N	Idaho St.	83 53				
												154	A	Northeastern	67 49				
												154	H	Northeastern	74 54				
												179	H	Hampton	71 50				
												180	A	Hofstra	61 50				
												180	H	Hofstra	93 57				
												194	A	Col. of Charleston	84 78				
												202	A	Towson	51 54				
												202	H	Towson	55 60				
												213	A	Rutgers	82 76				
												222	A	UNCW	70 59				
												222	H	UNCW	73 51				
												242	A	Liberty	62 48				
												324	H	St. Francis Brooklyn	83 57				
LAST 12 Division I GAMES:																			
194	A	Col. of Charleston	84 78	149	A	William & Mary	79 64												
222	A	UNCW	70 59	54	H	Drexel	54 47												
25	H	Elon	61 54	202	H	Towson	55 60												
128	H	Delaware	77 42	25	A	Elon	76 70												
154	A	Northeastern	67 49	154	H	Northeastern	74 54												
180	A	Hofstra	61 50	128	A	Delaware	66 51												

Non-Div I Games:

James Madison

■ Loss,
 ■ Non-Conf, S Site,
 ■ Home
 ■ Away
 N Neutral

Average RPI Win:	146	WON-LOST	WINNING	LAST 10	STRENGTH OF	OPP. STRENGTH	TEAM	ADJ.	CONF.	ADJ CONF.
Average RPI Loss:	60	RECORD	PCT. RANK	GAMES	SCHEDULE	OF SCHEDULE	RPI	RPI	RPI	RPI
DIV. I ONLY	8- 18	273	2- 8	24	19	153	153	4	4	
DIV. I NON-CONF.	6- 5	148	0- 0	71	100	136	136	3	3	
TOTALS	RPI 1-25	RPI 26-50	W-L RECORDS	RPI 51-100	RPI 101-150	RPI 150+				
8- 18	0- 8	0- 1	OVERALL	2- 5	4- 3	2- 1				
7- 8	0- 3	0- 1	HOME	2- 2	3- 1	2- 1				
1- 10	0- 5	0- 0	AWAY	0- 3	1- 2	0- 0				
0- 0	0- 0	0- 0	NEUTRAL	0- 0	0- 0	0- 0				
6- 5	0- 1	0- 1	NON-CONFERENCE	0- 1	4- 1	2- 1				
5- 3	0- 0	0- 1	HOME	0- 1	3- 0	2- 1				
1- 2	0- 1	0- 0	AWAY	0- 0	1- 1	0- 0				
0- 0	0- 0	0- 0	NEUTRAL	0- 0	0- 0	0- 0				
2- 13	0- 7	0- 0	CONFERENCE	2- 4	0- 2	0- 0				
2- 5	0- 3	0- 0	HOME	2- 1	0- 1	0- 0				
0- 8	0- 4	0- 0	AWAY	0- 3	0- 1	0- 0				
0- 0	0- 0	0- 0	NEUTRAL	0- 0	0- 0	0- 0				

RPI	S	Opponent	Score	RPI	S	Opponent	Score	RPI	S	Opponent	Score	RPI	S	Opponent	Score	Team's RPI: 153
8	A	Texas	42 75	27	H	Harvard	59 69	56	H	West Virginia	51 62	111	H	Arizona	75 51	
8	H	Texas	54 66					65	A	Iowa St.	58 87	123	H	North Dakota	76 71	
9	A	Baylor	43 90					69	A	Oklahoma St.	70 74	131	A	Alabama	65 71	
9	H	Baylor	43 92					69	H	Oklahoma St.	67 49	137	A	TCU	68 83	
14	A	Oklahoma	52 89					93	H	SMU	63 75	137	H	TCU	68 80	
14	H	Oklahoma	54 84					98	A	Texas Tech	60 75	147	H	Oral Roberts	64 56	
16	A	Creighton	49 69					98	H	Texas Tech	66 60	150	A	Memphis	68 58	
24	A	Kansas St.	60 73									156	H	Missouri St.	64 87	
												166	H	UC Riverside	90 84	
												304	H	Rhode Island	72 36	
LAST 12 Division I GAMES:																
98	A	Texas Tech	60 75	69	A	Oklahoma St.	70 74									
8	A	Texas	42 75	137	A	TCU	68 83									
69	H	Oklahoma St.	67 49	56	H	West Virginia	51 62									
137	H	TCU	68 80	9	H	Baylor	43 92									
14	A	Oklahoma	52 89	24	A	Kansas St.	60 73									
98	H	Texas Tech	66 60	65	A	Iowa St.	58 87									

Non-Div I Games:

Kansas

■ Loss,
 ■ Non-Conf,
 ■ S Site,
 ■ H Home
 ■ A Away
 N Neutral

Average RPI Win:	120	WON-LOST	WINNING	LAST 10	STRENGTH OF	OPP. STRENGTH	TEAM	ADJ.	CONF.	ADJ CONF.
Average RPI Loss:	28	RECORD	PCT. RANK	GAMES	SCHEDULE	OF SCHEDULE	RPI	RPI	RPI	RPI
DIV. I ONLY	19- 8	66	6- 4	30	6	24	24	4	4	
DIV. I NON-CONF.	10- 2	32	0- 0	59	22	22	22	3	3	
TOTALS	RPI 1-25	RPI 26-50	W-L RECORDS	RPI 51-100	RPI 101-150	RPI 150+				
19- 8	0- 5	3- 0	OVERALL	6- 3	5- 0	5- 0				
12- 2	0- 2	1- 0	HOME	4- 0	4- 0	3- 0				
4- 6	0- 3	0- 0	AWAY	2- 3	1- 0	1- 0				
3- 0	0- 0	2- 0	NEUTRAL	0- 0	0- 0	1- 0				
10- 2	0- 1	3- 0	NON-CONFERENCE	0- 1	3- 0	4- 0				
6- 1	0- 1	1- 0	HOME	0- 0	3- 0	2- 0				
1- 1	0- 0	0- 0	AWAY	0- 1	0- 0	1- 0				
3- 0	0- 0	2- 0	NEUTRAL	0- 0	0- 0	1- 0				
9- 6	0- 4	0- 0	CONFERENCE	6- 2	2- 0	1- 0				
6- 1	0- 1	0- 0	HOME	4- 0	1- 0	1- 0				
3- 5	0- 3	0- 0	AWAY	2- 2	1- 0	0- 0				
0- 0	0- 0	0- 0	NEUTRAL	0- 0	0- 0	0- 0				

RPI 1-25				RPI 26-50				RPI 51-100				RPI 101+			
RPI	S	Opponent	Score	RPI	S	Opponent	Score	RPI	S	Opponent	Score	RPI	S	Opponent	Score
1	H	UConn	58 75	30	N	LSU	69 54	56	A	West Virginia	59 66	105	H	UT Arlington	62 49
8	A	Texas	58 63	36	H	Auburn	71 66	56	H	West Virginia	86 71	110	H	Princeton	60 42
9	A	Baylor	57 87	38	N	North Carolina St.	67 50	61	A	UNI	59 67	130	H	Lamar University	68 43
9	H	Baylor	49 91					65	A	Iowa St.	69 75	137	A	TCU	68 65
14	A	Oklahoma	80 85					65	H	Iowa St.	80 68	137	H	TCU	74 63
								69	A	Oklahoma St.	63 43	151	A	Omaha	70 57
								69	H	Oklahoma St.	74 69	153	H	Kansas	73 60
								98	A	Texas Tech	65 53	159	H	Tulsa	82 62
								98	H	Texas Tech	68 54	302	N	UTEP	61 40
												335	H	Chicago St.	83 33
LAST 12 Division I GAMES:															
137	A	TCU	68 65	9	H	Baylor	49 91								
56	A	West Virginia	59 66	65	A	Iowa St.	69 75								
65	H	Iowa St.	80 68	137	H	TCU	74 63								
8	A	Texas	58 63	69	A	Oklahoma St.	63 43								
98	A	Texas Tech	65 53	153	H	Kansas	73 60								
69	H	Oklahoma St.	74 69	98	H	Texas Tech	68 54								

Non-Div I Games:

Kansas St.

Average RPI Win:	301	WON-LOST	WINNING	LAST 10	STRENGTH OF	OPP. STRENGTH	TEAM	ADJ.	CONF.	ADJ CONF.
Average RPI Loss:	157	RECORD	PCT. RANK	GAMES	SCHEDULE	OF SCHEDULE	RPI	RPI	RPI	RPI
DIV. I ONLY	8- 18	273	6- 4	203	260	274	274	24	24	
DIV. I NON-CONF.	1- 13	334	0- 0	218	229	337	337	24	24	
TOTALS	RPI 1-25	RPI 26-50	W-L RECORDS	RPI 51-100	RPI 101-150	RPI 150+				
8- 18	0- 1	0- 0	OVERALL	0- 7	0- 2	8- 8				
4- 7	0- 1	0- 0	HOME	0- 2	0- 1	4- 3				
4- 8	0- 0	0- 0	AWAY	0- 0	0- 0	4- 0				
0- 3	0- 0	0- 0	NEUTRAL	0- 0	0- 0	0- 3				
1- 13	0- 1	0- 0	NON-CONFERENCE	0- 4	0- 0	1- 8				
1- 5	0- 1	0- 0	HOME	0- 1	0- 0	1- 3				
0- 5	0- 0	0- 0	AWAY	0- 3	0- 0	0- 2				
0- 3	0- 0	0- 0	NEUTRAL	0- 0	0- 0	0- 3				
7- 5	0- 0	0- 0	CONFERENCE	0- 3	0- 2	7- 0				
3- 2	0- 0	0- 0	HOME	0- 1	0- 1	3- 0				
4- 3	0- 0	0- 0	AWAY	0- 2	0- 1	4- 0				
0- 0	0- 0	0- 0	NEUTRAL	0- 0	0- 0	0- 0				

RPI 1-25				RPI 26-50				RPI 51-100				RPI 101+ Team's RPI: 274			
RPI	S	Opponent	Score	RPI	S	Opponent	Score	RPI	S	Opponent	Score	RPI	S	Opponent	Score
23	H	Temple	38 79					52	H	Georgia Tech	49 86	115	A	Stetson	43 60
								87	A	Georgia	40 82	115	H	Stetson	56 65
								91	A	Vanderbilt	54 86	182	H	Morehead St.	50 71
								94	A	Mercer	46 61	187	N	Xavier	52 75
								96	A	Jacksonville	48 72	232	N	Portland St.	61 71
								97	A	FGCU	35 69	245	A	Georgia St.	59 62
								97	H	FGCU	56 75	249	H	Jacksonville St.	59 65
												265	H	Wofford	49 78
												272	A	Austin Peay	49 68
												277	H	Savannah St.	72 60
												286	A	North Florida	67 61
												286	H	North Florida	52 48
												291	A	Lipscomb	70 55
												315	A	NJIT	66 56
												315	H	NJIT	75 64
												318	A	USC Upstate	79 71
												318	H	USC Upstate	74 67
												326	N	Arkansas St.	67 70
LAST 12 Division I GAMES:															
286	H	North Florida	52 48	318	A	USC Upstate	79 71								
115	A	Stetson	43 60	286	A	North Florida	67 61								
97	A	FGCU	35 69	96	A	Jacksonville	48 72								
315	A	NJIT	66 56	97	H	FGCU	56 75								
318	H	USC Upstate	74 67	115	H	Stetson	56 65								
315	H	NJIT	75 64	291	A	Lipscomb	70 55								

Non-Div I Games:

Kennesaw St.

■ Loss,
■ Non-Conf,
■ S Site,
■ H Home
■ A Away
N Neutral

Average RPI Win:	202	WON-LOST	WINNING	LAST 10	STRENGTH OF	OPP. STRENGTH	TEAM	ADJ.	CONF.	ADJ CONF.
Average RPI Loss:	89	RECORD	PCT. RANK	GAMES	SCHEDULE	OF SCHEDULE	RPI	RPI	RPI	RPI
DIV. I ONLY	15- 11	130	8- 2	68	146	99	99	10	10	
DIV. I NON-CONF.	6- 6	165	0- 0	84	214	139	139	11	11	
TOTALS	RPI 1-25	RPI 26-50	W-L RECORDS	RPI 51-100	RPI 101-150	RPI 150+				
15- 11	0- 1	2- 2	OVERALL	2- 5	1- 1	10- 2				
9- 3	0- 0	1- 1	HOME	1- 1	0- 0	7- 1				
5- 6	0- 0	1- 1	AWAY	0- 3	1- 1	3- 1				
1- 2	0- 1	0- 0	NEUTRAL	1- 1	0- 0	0- 0				
6- 6	0- 1	0- 1	NON-CONFERENCE	1- 2	1- 0	4- 2				
4- 1	0- 0	0- 0	HOME	0- 0	0- 0	4- 1				
1- 3	0- 0	0- 1	AWAY	0- 1	1- 0	0- 1				
1- 2	0- 1	0- 0	NEUTRAL	1- 1	0- 0	0- 0				
9- 5	0- 0	2- 1	CONFERENCE	1- 3	0- 1	6- 0				
5- 2	0- 0	1- 1	HOME	1- 1	0- 0	3- 0				
4- 3	0- 0	1- 0	AWAY	0- 2	0- 1	3- 0				
0- 0	0- 0	0- 0	NEUTRAL	0- 0	0- 0	0- 0				

RPI 1-25				RPI 26-50				RPI 51-100				Team's RPI: 99	RPI 101+			
RPI	S	Opponent	Score	RPI	S	Opponent	Score	RPI	S	Opponent	Score		RPI	S	Opponent	Score
9	N	Baylor	42 84	41	H	Central Mich.	78 91	57	N	Western Ky.	73 79		129	A	Ball St.	47 71
				46	A	Iowa	48 83	67	A	Minnesota	62 92		136	A	Wright St.	79 69
				50	A	Ohio	68 65	80	A	Buffalo	62 77		170	A	Detroit Mercy	52 73
				50	H	Ohio	83 77	82	A	Northern Ill.	72 93		175	A	Western Mich.	71 67
								82	H	Northern Ill.	97 98		212	H	Robert Morris	65 68
								84	H	Toledo	70 60		220	H	Bradley	77 52
								97	N	FGCU	77 64		223	A	Akron	72 58
													235	H	Miami (OH)	84 66
													259	H	Bowling Green	80 78
													285	A	Eastern Mich.	86 67
													285	H	Eastern Mich.	83 65
													298	H	Eastern Ky.	80 67
													309	H	Youngstown St.	75 60
													321	H	Fort Wayne	66 55
LAST 12 Division I GAMES:																
				50	H	Ohio	83 77						82	A	Northern Ill.	72 93
				223	A	Akron	72 58						84	H	Toledo	70 60
				285	H	Eastern Mich.	83 65						175	A	Western Mich.	71 67
				80	A	Buffalo	62 77						50	A	Ohio	68 65
				235	H	Miami (OH)	84 66						82	H	Northern Ill.	97 98
				259	H	Bowling Green	80 78						285	A	Eastern Mich.	86 67

Non-Div I Games:

Kent St.

■ Loss,
 ■ Non-Conf,
 ■ S Site,
 ■ H Home
 ■ A Away
 N Neutral

Average RPI Win:	94	WON-LOST	WINNING	LAST 10	STRENGTH OF	OPP. STRENGTH	TEAM	ADJ.	CONF.	ADJ CONF.
Average RPI Loss:	24	RECORD	PCT. RANK	GAMES	SCHEDULE	OF SCHEDULE	RPI	RPI	RPI	RPI
DIV. I ONLY	19- 8	66	8- 2	4	8	15	15	2	2	
DIV. I NON-CONF.	9- 4	85	0- 0	4	23	17	17	2	2	
TOTALS	RPI 1-25	RPI 26-50	W-L RECORDS	RPI 51-100	RPI 101-150	RPI 150+				
19- 8	3- 6	2- 1	OVERALL	7- 1	5- 0	2- 0				
14- 3	3- 2	0- 1	HOME	6- 0	3- 0	2- 0				
5- 5	0- 4	2- 0	AWAY	1- 1	2- 0	0- 0				
0- 0	0- 0	0- 0	NEUTRAL	0- 0	0- 0	0- 0				
9- 4	2- 2	0- 1	NON-CONFERENCE	3- 1	2- 0	2- 0				
9- 1	2- 0	0- 1	HOME	3- 0	2- 0	2- 0				
0- 3	0- 2	0- 0	AWAY	0- 1	0- 0	0- 0				
0- 0	0- 0	0- 0	NEUTRAL	0- 0	0- 0	0- 0				
10- 4	1- 4	2- 0	CONFERENCE	4- 0	3- 0	0- 0				
5- 2	1- 2	0- 0	HOME	3- 0	1- 0	0- 0				
5- 2	0- 2	2- 0	AWAY	1- 0	2- 0	0- 0				
0- 0	0- 0	0- 0	NEUTRAL	0- 0	0- 0	0- 0				

RPI S	Opponent	Score	RPI S	Opponent	Score	RPI S	Opponent	Score	RPI S	Opponent	Score
4	H South Carolina	63 75	28	H Arizona St.	71 73	73	H New Hampshire	92 43	118	H Ole Miss	89 57
7	A Duke	54 69	30	A LSU	55 42	76	H Middle Tenn.	61 48	131	A Alabama	71 54
13	A Louisville	67 69	36	A Auburn	64 60	79	A Colorado	69 79	134	H Radford	59 36
14	H Oklahoma	82 68				81	H Florida	67 48	140	H Albany (NY)	70 46
17	A Tennessee	65 72				87	A Georgia	66 56	143	A Arkansas	69 62
18	H Miami (FL)	82 66				87	H Georgia	82 61	182	H Morehead St.	74 47
20	H Texas A&M	68 77				91	H Vanderbilt	71 63	228	H Samford	80 57
22	A Missouri	67 73				95	H Washington St.	69 67			
22	H Missouri	64 62									
LAST 12 Division I GAMES:											
81	H Florida	67 48	118	H Ole Miss	89 57						
143	A Arkansas	69 62	36	A Auburn	64 60						
87	A Georgia	66 56	30	A LSU	55 42						
91	H Vanderbilt	71 63	87	H Georgia	82 61						
4	H South Carolina	63 75	131	A Alabama	71 54						
22	A Missouri	67 73	20	H Texas A&M	68 77						

Non-Div I Games:

Kentucky

■ Loss,
■ Non-Conf, S Site,
■ Home
■ Away
N Neutral

Average RPI Win: 298		WON-LOST	WINNING	LAST 10	STRENGTH OF	OPP. STRENGTH	TEAM	ADJ.	CONF.	ADJ CONF.
Average RPI Loss: 229		RECORD	PCT. RANK	GAMES	SCHEDULE	OF SCHEDULE	RPI	RPI	RPI	RPI
DIV. I ONLY		4- 22	328	1- 6	266	348	337	337	31	31
DIV. I NON-CONF.		1- 10	325	0- 1	155	315	325	325	32	32
TOTALS		RPI 1-25	RPI 26-50	W-L RECORDS	RPI 51-100	RPI 101-150	RPI 150+			
4- 22	0- 0		0- 1	OVERALL	0- 0	0- 2	4- 19			
3- 11	0- 0		0- 0	HOME	0- 0	0- 1	3- 10			
1- 9	0- 0		0- 1	AWAY	0- 0	0- 0	1- 8			
0- 2	0- 0		0- 0	NEUTRAL	0- 0	0- 1	0- 1			
1- 10	0- 0		0- 1	NON-CONFERENCE	0- 0	0- 2	1- 7			
1- 4	0- 0		0- 0	HOME	0- 0	0- 1	1- 3			
0- 4	0- 0		0- 1	AWAY	0- 0	0- 0	0- 3			
0- 2	0- 0		0- 0	NEUTRAL	0- 0	0- 1	0- 1			
3- 12	0- 0		0- 0	CONFERENCE	0- 0	0- 0	3- 12			
2- 7	0- 0		0- 0	HOME	0- 0	0- 0	2- 7			
1- 5	0- 0		0- 0	AWAY	0- 0	0- 0	1- 5			
0- 0	0- 0		0- 0	NEUTRAL	0- 0	0- 0	0- 0			

RPI 1-25			
RPI	S	Opponent	Score
RPI 26-50			
RPI	S	Opponent	Score
26	A	Ohio St.	54 113
RPI 51-100			
RPI	S	Opponent	Score
RPI 101+			
RPI	S	Opponent	Score
142	H	Yale	44 75
148	N	Milwaukee	50 88
157	H	Army West Point	47 68
177	A	Columbia	57 66
183	H	George Mason	48 64
196	A	Sacred Heart	48 66
196	H	Sacred Heart	41 51
201	H	UMBC	45 57
207	A	Seton Hall	59 77
212	A	Robert Morris	42 83
212	H	Robert Morris	54 64
252	A	Colgate	61 76
255	H	Stony Brook	58 48
256	A	Saint Francis (PA)	52 66
256	H	Saint Francis (PA)	30 74
282	A	Bryant	53 57
282	H	Bryant	53 62
287	H	Mt. St. Mary's	63 60
315	N	NJIT	48 50
316	A	Central Conn. St.	68 62
316	H	Central Conn. St.	71 76
324	H	St. Francis Brooklyn	54 56
334	H	Wagner	69 64
345	A	Fairleigh Dickinson	46 64
345	H	Fairleigh Dickinson	54 67
Team's RPI: 337			
LAST 12 Division I GAMES:			
315	N	NJIT	48 50
196	H	Sacred Heart	41 51
282	A	Bryant	53 57
345	H	Fairleigh Dickinson	54 67
212	H	Robert Morris	54 64
256	H	Saint Francis (PA)	30 74
316	A	Central Conn. St.	68 62
196	A	Sacred Heart	48 66
334	H	Wagner	69 64
345	A	Fairleigh Dickinson	46 64
316	H	Central Conn. St.	71 76
324	H	St. Francis Brooklyn	54 56
345	H	Fairleigh Dickinson	54 67

Non-Div I Games:

LIU Brooklyn

■ Loss, ■ Non-Conf, S Site, H Home A Away N Neutral

Average RPI Win:	126	WON-LOST	WINNING	LAST 10	STRENGTH OF	OPP. STRENGTH	TEAM	ADJ.	CONF.	ADJ CONF.
Average RPI Loss:	29	RECORD	PCT. RANK	GAMES	SCHEDULE	OF SCHEDULE	RPI	RPI	RPI	RPI
DIV. I ONLY	18- 9	80	4- 6	25	14	30	30	2	2	
DIV. I NON-CONF.	11- 2	23	0- 0	57	28	28	28	2	2	
TOTALS	RPI 1-25	RPI 26-50	W-L RECORDS	RPI 51-100	RPI 101-150	RPI 150+				
18- 9	2- 7	3- 0	OVERALL	2- 2	6- 0	5- 0				
12- 3	2- 3	2- 0	HOME	2- 0	3- 0	3- 0				
3- 5	0- 0	0- 0	AWAY	0- 0	2- 0	1- 0				
3- 1	0- 1	1- 0	NEUTRAL	0- 0	1- 0	1- 0				
11- 2	0- 2	3- 0	NON-CONFERENCE	1- 0	2- 0	5- 0				
7- 1	0- 1	2- 0	HOME	1- 0	1- 0	3- 0				
1- 0	0- 0	0- 0	AWAY	0- 0	0- 0	1- 0				
3- 1	0- 1	1- 0	NEUTRAL	0- 0	1- 0	1- 0				
7- 7	2- 5	0- 0	CONFERENCE	1- 2	4- 0	0- 0				
5- 2	2- 2	0- 0	HOME	1- 0	2- 0	0- 0				
2- 5	0- 3	0- 0	AWAY	0- 2	2- 0	0- 0				
0- 0	0- 0	0- 0	NEUTRAL	0- 0	0- 0	0- 0				

RPI	S	Opponent	Score	RPI	S	Opponent	Score	Team's RPI: 30	RPI	S	Opponent	Score	RPI	S	Opponent	Score	RPI	S	Opponent	Score
1	H	UConn	53 76	38	N	North Carolina St.	59 58		59	H	Wake Forest	60 57	106	N	North Carolina	70 43				
3	A	Mississippi St.	48 74	44	H	Tulane	69 51		81	H	Florida	78 67	118	A	Ole Miss	62 51				
4	H	South Carolina	61 84	49	H	Little Rock	69 49		87	A	Georgia	65 70	131	H	Alabama	48 41				
15	H	Kentucky	42 55						91	A	Vanderbilt	68 70	137	H	TCU	67 61				
17	A	Tennessee	58 77										143	A	Arkansas	53 52				
20	A	Texas A&M	52 54										143	H	Arkansas	53 46				
20	H	Texas A&M	67 63										161	A	Louisiana Tech	77 73				
22	H	Missouri	80 71										168	H	Rice	66 55				
24	N	Kansas St.	54 69										209	H	Alabama St.	93 40				
													302	N	UTEP	78 45				
													343	H	Sam Houston St.	89 41				
LAST 12 Division I GAMES:																				
87	A	Georgia	65 70	143	H	Arkansas	53 46													
20	H	Texas A&M	67 63	20	A	Texas A&M	52 54													
91	A	Vanderbilt	68 70	15	H	Kentucky	42 55													
118	A	Ole Miss	62 51	4	H	South Carolina	61 84													
131	H	Alabama	48 41	22	H	Missouri	80 71													
17	A	Tennessee	58 77	143	A	Arkansas	53 52													

Non-Div I Games:

LSU

■ Loss,
 ■ Non-Conf,
 ■ S Site,
 ■ Home
 ■ A Away
 N Neutral

Average RPI Win:	236	WON-LOST	WINNING	LAST 10	STRENGTH OF	OPP. STRENGTH	TEAM	ADJ.	CONF.	ADJ CONF.
Average RPI Loss:	105	RECORD	PCT. RANK	GAMES	SCHEDULE	OF SCHEDULE	RPI	RPI	RPI	RPI
DIV. I ONLY	16- 11	116	7- 3	248	131	164	164	12	12	
DIV. I NON-CONF.	7- 5	137	0- 1	217	191	166	166	12	12	
TOTALS	RPI 1-25	RPI 26-50	W-L RECORDS	RPI 51-100	RPI 101-150	RPI 150+				
16- 11	0- 1	0- 2	OVERALL	2- 1	0- 6	14- 1				
7- 6	0- 0	0- 2	HOME	0- 0	0- 3	7- 1				
8- 5	0- 1	0- 0	AWAY	2- 1	0- 3	6- 0				
1- 0	0- 0	0- 0	NEUTRAL	0- 0	0- 0	1- 0				
7- 5	0- 1	0- 1	NON-CONFERENCE	1- 1	0- 1	6- 1				
4- 2	0- 0	0- 1	HOME	0- 0	0- 0	4- 1				
2- 3	0- 1	0- 0	AWAY	1- 1	0- 1	1- 0				
1- 0	0- 0	0- 0	NEUTRAL	0- 0	0- 0	1- 0				
9- 6	0- 0	0- 1	CONFERENCE	1- 0	0- 5	8- 0				
3- 4	0- 0	0- 1	HOME	0- 0	0- 3	3- 0				
6- 2	0- 0	0- 0	AWAY	1- 0	0- 2	5- 0				
0- 0	0- 0	0- 0	NEUTRAL	0- 0	0- 0	0- 0				

RPI 1-25				RPI 26-50				RPI 51-100				RPI 101+ Team's RPI: 164			
RPI	S	Opponent	Score	RPI	S	Opponent	Score	RPI	S	Opponent	Score	RPI	S	Opponent	Score
23	A	Temple	70 86	27	H	Harvard	64 66	53	A	Dayton	54 51	102	A	Saint Joseph's	58 67
				48	H	George Washington	65 79	55	A	Villanova	49 52	102	H	Saint Joseph's	55 75
								86	A	Penn	58 56	103	H	Saint Louis	74 79
												109	A	Rider	61 74
												133	H	Duquesne	68 76
												135	A	VCU	56 61
												183	H	George Mason	59 57
												186	H	Fairfield	68 61
												210	H	American	63 59
												222	A	UNCW	64 48
												225	A	Richmond	63 58
												231	A	St. Bonaventure	57 45
												235	N	Miami (OH)	79 70
												275	A	Davidson	65 58
												295	A	Massachusetts	57 52
												295	H	Massachusetts	68 64
												304	A	Rhode Island	58 49
												304	H	Rhode Island	70 51
												317	H	UMKC	64 59
												319	H	Lafayette	49 56
												347	H	Delaware St.	78 38
LAST 12 Division I GAMES:															
295	A	Massachusetts	57 52	183	H	George Mason	59 57	295	H	Massachusetts	68 64				
103	H	Saint Louis	74 79	275	A	Davidson	65 58	225	A	Richmond	63 58				
102	A	Saint Joseph's	58 67	102	H	Saint Joseph's	55 75	27	H	Harvard	64 66				
231	A	St. Bonaventure	57 45												
48	H	George Washington	65 79												
304	A	Rhode Island	58 49												

Non-Div I Games:

La Salle

■ Loss,
 ■ Non-Conf,
 ■ S Site,
 ■ H Home
 ■ A Away
 N Neutral

Average RPI Win:	304	WON-LOST	WINNING	LAST 10	STRENGTH OF	OPP. STRENGTH	TEAM	ADJ.	CONF.	ADJ CONF.
Average RPI Loss:	187	RECORD	PCT. RANK	GAMES	SCHEDULE	OF SCHEDULE	RPI	RPI	RPI	RPI
DIV. I ONLY	3- 20	331	2- 8	254	272	329	329	21	21	
DIV. I NON-CONF.	1- 8	314	0- 0	298	327	340	340	19	19	
TOTALS	RPI 1-25	RPI 26-50	W-L RECORDS	RPI 51-100	RPI 101-150	RPI 150+				
3- 20	0- 0	0- 2	OVERALL	0- 0	0- 4	3- 14				
2- 9	0- 0	0- 1	HOME	0- 0	0- 1	2- 7				
1- 11	0- 0	0- 1	AWAY	0- 0	0- 3	1- 7				
0- 0	0- 0	0- 0	NEUTRAL	0- 0	0- 0	0- 0				
1- 8	0- 0	0- 0	NON-CONFERENCE	0- 0	0- 2	1- 6				
0- 4	0- 0	0- 0	HOME	0- 0	0- 0	0- 4				
1- 4	0- 0	0- 0	AWAY	0- 0	0- 2	1- 2				
0- 0	0- 0	0- 0	NEUTRAL	0- 0	0- 0	0- 0				
2- 12	0- 0	0- 2	CONFERENCE	0- 0	0- 2	2- 8				
2- 5	0- 0	0- 1	HOME	0- 0	0- 1	2- 3				
0- 7	0- 0	0- 1	AWAY	0- 0	0- 1	0- 5				
0- 0	0- 0	0- 0	NEUTRAL	0- 0	0- 0	0- 0				

RPI 1-25			RPI 26-50			RPI 51-100			RPI 101+ Team's RPI: 329		
RPI	S	Opponent	Score	RPI	S	Opponent	Score	RPI	S	Opponent	Score
				49	A	Little Rock	34 78	104	H	Troy	67 94
				49	H	Little Rock	47 92	105	A	UT Arlington	59 93
								118	A	Ole Miss	40 97
								143	A	Arkansas	46 92
								160	A	Louisiana	57 67
								160	H	Louisiana	59 65
								161	H	Louisiana Tech	53 73
								168	H	Rice	50 93
								172	A	Texas St.	50 63
								219	H	Grambling	54 59
								227	A	Ga. Southern	65 76
								227	H	Ga. Southern	44 65
								241	H	South Ala.	44 74
								245	A	Georgia St.	35 87
								245	H	Georgia St.	72 63
								269	H	McNeese	52 78
								297	A	Nicholls St.	54 73
								299	A	Northwestern St.	65 67
								326	A	Arkansas St.	56 71
								326	H	Arkansas St.	59 51
								341	A	Houston Baptist	77 65
LAST 12 Division I GAMES:											
160	H	Louisiana	59 65	49	H	Little Rock	47 92				
241	H	South Ala.	44 74	105	A	UT Arlington	59 93				
104	H	Troy	67 94	172	A	Texas St.	50 63				
227	A	Ga. Southern	65 76	245	H	Georgia St.	72 63				
245	A	Georgia St.	35 87	227	H	Ga. Southern	44 65				
326	H	Arkansas St.	59 51	160	A	Louisiana	57 67				

Non-Div I Games: Centenary (LA) 83 39 LSU-Alexandria 73 61

La.-Monroe

Loss, Non-Conf, S Site, H Home A Away N Neutral

Lafayette

Through Games Of Feb. 19, 2017

Average RPI Win: 238	WON-LOST	WINNING	LAST 10	STRENGTH OF	OPP. STRENGTH	TEAM	ADJ.	CONF.	ADJ CONF.
Average RPI Loss: 178	RECORD	PCT. RANK	GAMES	SCHEDULE	OF SCHEDULE	RPI	RPI	RPI	RPI
DIV. I ONLY	2- 25	345	1- 9	148	254	319	319	23	23
DIV. I NON-CONF.	1- 11	330	0- 0	34	180	235	235	25	25
TOTALS	RPI 1-25	RPI 26-50	W-L RECORDS	RPI 51-100	RPI 101-150	RPI 150+			
2- 25	0- 1	0- 0	OVERALL	0- 4	0- 5	2- 15			
0- 10	0- 0	0- 0	HOME	0- 2	0- 1	0- 7			
2- 12	0- 1	0- 0	AWAY	0- 1	0- 4	2- 6			
0- 3	0- 0	0- 0	NEUTRAL	0- 1	0- 0	0- 2			
1- 11	0- 1	0- 0	NON-CONFERENCE	0- 4	0- 3	1- 3			
0- 3	0- 0	0- 0	HOME	0- 2	0- 0	0- 1			
1- 5	0- 1	0- 0	AWAY	0- 1	0- 3	1- 0			
0- 3	0- 0	0- 0	NEUTRAL	0- 1	0- 0	0- 2			
1- 14	0- 0	0- 0	CONFERENCE	0- 0	0- 2	1- 12			
0- 7	0- 0	0- 0	HOME	0- 0	0- 1	0- 6			
1- 7	0- 0	0- 0	AWAY	0- 0	0- 1	1- 6			
0- 0	0- 0	0- 0	NEUTRAL	0- 0	0- 0	0- 0			

RPI 1-25				RPI 26-50				RPI 51-100				RPI 101+ Team's RPI: 319			
RPI	S	Opponent	Score	RPI	S	Opponent	Score	RPI	S	Opponent	Score	RPI	S	Opponent	Score
13	A	Louisville	48 92					54	H	Drexel	39 81	109	A	Rider	58 76
								72	A	St. John's (NY)	46 64	110	A	Princeton	27 65
								86	H	Penn	47 64	117	A	Navy	41 76
								89	N	Chattanooga	43 68	117	H	Navy	65 68
												133	A	Duquesne	52 67
												157	A	Army West Point	73 76
												157	H	Army West Point	55 63
												164	A	La Salle	56 49
												179	N	Hampton	55 58
												210	A	American	45 75
												210	H	American	52 76
												212	H	Robert Morris	51 62
												239	A	Boston U.	50 68
												239	H	Boston U.	58 75
												252	A	Colgate	69 76
												259	N	Bowling Green	42 69
												261	A	Loyola Maryland	47 75
												261	H	Loyola Maryland	55 60
												301	A	Lehigh	60 69
												301	H	Lehigh	53 56
												312	A	Holy Cross	85 70
												312	H	Holy Cross	61 67
LAST 12 Division I GAMES:															
301	A	Lehigh	60 69	261	A	Loyola Maryland	47 75								
210	A	American	45 75	301	H	Lehigh	53 56								
117	H	Navy	65 68	210	H	American	52 76								
312	A	Holy Cross	85 70	117	A	Navy	41 76								
239	H	Boston U.	58 75	312	H	Holy Cross	61 67								
157	H	Army West Point	55 63	239	A	Boston U.	50 68								

Non-Div I Games:

Lafayette

■ Loss,
 ■ Non-Conf,
 ■ S Site,
 ■ Home
 ■ A Away
 N Neutral

Average RPI Win:	284	WON-LOST	WINNING	LAST 10	STRENGTH OF	OPP. STRENGTH	TEAM	ADJ.	CONF.	ADJ CONF.
Average RPI Loss:	94	RECORD	PCT. RANK	GAMES	SCHEDULE	OF SCHEDULE	RPI	RPI	RPI	RPI
DIV. I ONLY	15- 6	64	8- 2	318	237	130	130	27	27	
DIV. I NON-CONF.	3- 3	165	0- 0	200	10	127	127	27	27	
TOTALS	RPI 1-25	RPI 26-50	W-L RECORDS	RPI 51-100	RPI 101-150	RPI 150+				
15- 6	0- 2	0- 1	OVERALL	0- 1	1- 1	14- 1				
9- 0	0- 0	0- 0	HOME	0- 0	0- 0	9- 0				
6- 6	0- 2	0- 1	AWAY	0- 1	1- 1	5- 1				
0- 0	0- 0	0- 0	NEUTRAL	0- 0	0- 0	0- 0				
3- 3	0- 2	0- 1	NON-CONFERENCE	0- 0	0- 0	3- 0				
2- 0	0- 0	0- 0	HOME	0- 0	0- 0	2- 0				
1- 3	0- 2	0- 1	AWAY	0- 0	0- 0	1- 0				
0- 0	0- 0	0- 0	NEUTRAL	0- 0	0- 0	0- 0				
12- 3	0- 0	0- 0	CONFERENCE	0- 1	1- 1	11- 1				
7- 0	0- 0	0- 0	HOME	0- 0	0- 0	7- 0				
5- 3	0- 0	0- 0	AWAY	0- 1	1- 1	4- 1				
0- 0	0- 0	0- 0	NEUTRAL	0- 0	0- 0	0- 0				

RPI 1-25				RPI 26-50				RPI 51-100				RPI 101+ Team's RPI: 130			
RPI	S	Opponent	Score	RPI	S	Opponent	Score	RPI	S	Opponent	Score	RPI	S	Opponent	Score
5	A	Oregon St.	56 88	31	A	Oregon	67 84	100	A	Abilene Christian	59 77	107	A	SFA	66 74
24	A	Kansas St.	43 68									116	A	Central Ark.	70 56
												200	A	New Orleans	66 55
												200	H	New Orleans	73 42
												262	A	Canisius	65 51
												269	H	McNeese	79 57
												297	A	Nicholls St.	67 78
												299	H	Northwestern St.	73 60
												303	A	A&M-Corpus Christi	74 63
												303	H	A&M-Corpus Christi	65 49
												306	H	Northern Ariz.	75 60
												314	H	Loyola Chicago	76 50
												327	H	Southeastern La.	86 68
												332	H	Incarinate Word	83 54
												341	A	Houston Baptist	81 53
												343	A	Sam Houston St.	70 44
												343	H	Sam Houston St.	84 51
LAST 12 Division I GAMES:															
303	A	A&M-Corpus Christi	74 63	299	H	Northwestern St.	73 60	303	H	A&M-Corpus Christi	65 49				
341	A	Houston Baptist	81 53	297	A	Nicholls St.	67 78	343	A	Sam Houston St.	70 44				
107	A	SFA	66 74	100	A	Abilene Christian	59 77	332	H	Incarinate Word	83 54				
343	H	Sam Houston St.	84 51												
269	H	McNeese	79 57												
200	A	New Orleans	66 55												

Non-Div I Games: St. Thomas (TX) 95 49 Louisiana Col. 94 55 Howard Payne 93 56 Southwestern (TX) 87 41
Lamar University

Average RPI Win: 295	WON-LOST	WINNING	LAST 10	STRENGTH OF	OPP. STRENGTH	TEAM	ADJ.	CONF.	ADJ CONF.
Average RPI Loss: 168	RECORD	PCT. RANK	GAMES	SCHEDULE	OF SCHEDULE	RPI	RPI	RPI	RPI
DIV. I ONLY	8- 17	267	4- 6	244	299	301	301	23	23
DIV. I NON-CONF.	4- 6	209	0- 0	206	331	256	256	25	25
TOTALS	RPI 1-25	RPI 26-50	W-L RECORDS	RPI 51-100	RPI 101-150	RPI 150+			
8- 17	0- 0	0- 0	OVERALL	0- 4	0- 4	8- 9			
6- 8	0- 0	0- 0	HOME	0- 1	0- 2	6- 5			
2- 9	0- 0	0- 0	AWAY	0- 3	0- 2	2- 4			
0- 0	0- 0	0- 0	NEUTRAL	0- 0	0- 0	0- 0			
4- 6	0- 0	0- 0	NON-CONFERENCE	0- 2	0- 2	4- 2			
3- 3	0- 0	0- 0	HOME	0- 0	0- 1	3- 2			
1- 3	0- 0	0- 0	AWAY	0- 2	0- 1	1- 0			
0- 0	0- 0	0- 0	NEUTRAL	0- 0	0- 0	0- 0			
4- 11	0- 0	0- 0	CONFERENCE	0- 2	0- 2	4- 7			
3- 5	0- 0	0- 0	HOME	0- 1	0- 1	3- 3			
1- 6	0- 0	0- 0	AWAY	0- 1	0- 1	1- 4			
0- 0	0- 0	0- 0	NEUTRAL	0- 0	0- 0	0- 0			

RPI S	Opponent	Score	RPI S	Opponent	Score	RPI S	Opponent	Score	RPI S	Opponent	Score	Team's RPI: 301
						55	A Villanova	37 59	109	H Rider	68 75	
						68	A Bucknell	54 73	117	A Navy	44 79	
						68	H Bucknell	58 77	117	H Navy	64 66	
						70	A California	63 96	133	A Duquesne	49 63	
									157	H Army West Point	71 75	
									196	H Sacred Heart	68 62	
									210	A American	51 68	
									210	H American	58 70	
									226	H Monmouth	62 73	
									239	A Boston U.	50 64	
									239	H Boston U.	64 69	
									261	A Loyola Maryland	58 62	
									261	H Loyola Maryland	86 69	
									273	H Norfolk St.	57 81	
									287	A Mt. St. Mary's	74 57	
									312	A Holy Cross	47 65	
									312	H Holy Cross	80 64	
									315	H NJIT	84 52	
									319	A Lafayette	56 53	
									319	H Lafayette	69 60	
									347	H Delaware St.	91 80	
LAST 12 Division I GAMES:												
319	H Lafayette	69 60	239	A Boston U.	50 64							
117	A Navy	44 79	319	A Lafayette	56 53							
312	H Holy Cross	80 64	117	H Navy	64 66							
68	A Bucknell	54 73	312	A Holy Cross	47 65							
210	H American	58 70	68	H Bucknell	58 77							
261	H Loyola Maryland	86 69	210	A American	51 68							

Non-Div I Games: East Stroudsburg 78 72

Lehigh

■ Loss,
 ■ Non-Conf,
 ■ S Site,
 ■ H Home
 ■ A Away
 N Neutral

Liberty

Through Games Of Feb. 19, 2017

Average RPI Win:	257	WON-LOST	WINNING	LAST 10	STRENGTH OF	OPP. STRENGTH	TEAM	ADJ.	CONF.	ADJ CONF.
Average RPI Loss:	176	RECORD	PCT. RANK	GAMES	SCHEDULE	OF SCHEDULE	RPI	RPI	RPI	RPI
DIV. I ONLY	9- 15	244	6- 4	160	315	242	242	28	28	
DIV. I NON-CONF.	0- 10	335	0- 0	55	228	305	305	28	28	
TOTALS	RPI 1-25	RPI 26-50	W-L RECORDS	RPI 51-100	RPI 101-150	RPI 150+				
9- 15	0- 1	0- 1	OVERALL	0- 1	1- 3	8- 9				
7- 3	0- 1	0- 1	HOME	0- 0	1- 0	6- 1				
2- 8	0- 0	0- 0	AWAY	0- 0	0- 2	2- 6				
0- 4	0- 0	0- 0	NEUTRAL	0- 1	0- 1	0- 2				
0- 10	0- 1	0- 1	NON-CONFERENCE	0- 1	0- 2	0- 5				
0- 3	0- 1	0- 1	HOME	0- 0	0- 0	0- 1				
0- 3	0- 0	0- 0	AWAY	0- 0	0- 1	0- 2				
0- 4	0- 0	0- 0	NEUTRAL	0- 1	0- 1	0- 2				
9- 5	0- 0	0- 0	CONFERENCE	0- 0	1- 1	8- 4				
7- 0	0- 0	0- 0	HOME	0- 0	1- 0	6- 0				
2- 5	0- 0	0- 0	AWAY	0- 0	0- 1	2- 4				
0- 0	0- 0	0- 0	NEUTRAL	0- 0	0- 0	0- 0				

RPI 1-25				RPI 26-50				RPI 51-100				RPI 101+ Team's RPI: 242			
RPI	S	Opponent	Score	RPI	S	Opponent	Score	RPI	S	Opponent	Score	RPI	S	Opponent	Score
7	H	Duke	38 98	39	H	James Madison	48 62	53	N	Dayton	53 82	116	N	Central Ark.	41 61
												117	A	Navy	66 67
												134	A	Radford	68 76
												134	H	Radford	49 48
												190	A	UTSA	64 80
												199	A	Campbell	58 52
												201	N	UMBC	51 62
												208	H	Appalachian St.	57 66
												221	A	Presbyterian	55 56
												221	H	Presbyterian	68 60
												225	N	Richmond	54 63
												246	A	UNC Asheville	54 64
												251	A	Charleston So.	81 72
												251	H	Charleston So.	67 56
												270	A	High Point	69 78
												270	H	High Point	81 74
												305	A	Valparaiso	68 70
												313	A	Gardner-Webb	82 84
												313	H	Gardner-Webb	66 63
												333	H	Winthrop	80 51
												338	H	Longwood	92 47
LAST 12 Division I GAMES:															
251	H	Charleston So.	67 56	333	H	Winthrop	80 51								
270	A	High Point	69 78	134	A	Radford	68 76								
221	A	Presbyterian	55 56	246	A	UNC Asheville	54 64								
134	H	Radford	49 48	338	H	Longwood	92 47								
313	H	Gardner-Webb	66 63	313	A	Gardner-Webb	82 84								
199	A	Campbell	58 52	221	H	Presbyterian	68 60								

Non-Div I Games: West Liberty 64 38

Liberty

Loss, Non-Conf, S Site, H Home A Away N Neutral

Average RPI Win: 249	WON-LOST	WINNING	LAST 10	STRENGTH OF	OPP. STRENGTH	TEAM	ADJ.	CONF.	ADJ CONF.
Average RPI Loss: 177	RECORD	PCT. RANK	GAMES	SCHEDULE	OF SCHEDULE	RPI	RPI	RPI	RPI
DIV. I ONLY	4- 22	328	2- 8	102	310	291	291	24	24
DIV. I NON-CONF.	2- 12	310	0- 0	77	322	267	267	24	24
TOTALS	RPI 1-25	RPI 26-50	W-L RECORDS	RPI 51-100	RPI 101-150	RPI 150+			
4- 22	0- 0	0- 0	OVERALL	0- 6	1- 6	3- 10			
2- 9	0- 0	0- 0	HOME	0- 2	0- 3	2- 4			
2- 13	0- 0	0- 0	AWAY	0- 1	1- 0	1- 1			
0- 0	0- 0	0- 0	NEUTRAL	0- 0	0- 0	0- 0			
2- 12	0- 0	0- 0	NON-CONFERENCE	0- 2	1- 4	1- 6			
1- 4	0- 0	0- 0	HOME	0- 0	0- 2	1- 2			
1- 8	0- 0	0- 0	AWAY	0- 2	1- 2	0- 4			
0- 0	0- 0	0- 0	NEUTRAL	0- 0	0- 0	0- 0			
2- 10	0- 0	0- 0	CONFERENCE	0- 4	0- 2	2- 4			
1- 5	0- 0	0- 0	HOME	0- 2	0- 1	1- 2			
1- 5	0- 0	0- 0	AWAY	0- 2	0- 1	1- 2			
0- 0	0- 0	0- 0	NEUTRAL	0- 0	0- 0	0- 0			

RPI 1-25				RPI 26-50				RPI 51-100				RPI 101+				Team's RPI: 291	
RPI	S	Opponent	Score	RPI	S	Opponent	Score	RPI	S	Opponent	Score	RPI	S	Opponent	Score		
								57	A	Western Ky.	35	87	103	H	Saint Louis	38	83
								60	A	Belmont	62	100	110	H	Princeton	43	71
								96	A	Jacksonville	60	84	115	A	Stetson	60	66
								96	H	Jacksonville	67	73	115	H	Stetson	66	91
								97	A	FGCU	50	98	118	A	Ole Miss	49	76
								97	H	FGCU	63	90	129	A	Ball St.	78	74
													131	A	Alabama	35	82
													182	A	Morehead St.	53	73
													243	A	Murray St.	59	79
													251	H	Charleston So.	52	67
													261	A	Loyola Maryland	30	74
													263	H	Tennessee Tech	71	69
													266	H	Tennessee St.	71	77
													274	H	Kennesaw St.	55	70
													278	A	Southeast Mo. St.	63	79
													286	A	North Florida	60	58
													315	A	NJIT	68	76
													315	H	NJIT	53	76
													318	A	USC Upstate	75	89
													318	H	USC Upstate	84	77
LAST 12 Division I GAMES:																	
				96	H	Jacksonville	67	73	315	A	NJIT	68	76				
				97	A	FGCU	50	98	96	A	Jacksonville	60	84				
				115	A	Stetson	60	66	286	A	North Florida	60	58				
				318	A	USC Upstate	75	89	115	H	Stetson	66	91				
				315	H	NJIT	53	76	97	H	FGCU	63	90				
				318	H	USC Upstate	84	77	274	H	Kennesaw St.	55	70				

Non-Div I Games: Anderson (SC) 66 59

Lipscomb

■ Loss,
■ Non-Conf,
■ S Site,
■ H Home
■ A Away
N Neutral

Little Rock

Through Games Of Feb. 19, 2017

Average RPI Win:	207	WON-LOST	WINNING	LAST 10	STRENGTH OF	OPP. STRENGTH	TEAM	ADJ.	CONF.	ADJ CONF.
Average RPI Loss:	55	RECORD	PCT. RANK	GAMES	SCHEDULE	OF SCHEDULE	RPI	RPI	RPI	RPI
DIV. I ONLY	19- 7	56	4- 2	103	139	49	49	21	21	
DIV. I NON-CONF.	6- 6	165	0- 1	13	20	53	53	19	19	
TOTALS	RPI 1-25	RPI 26-50	W-L RECORDS	RPI 51-100	RPI 101-150	RPI 150+				
19- 7	0- 3	0- 2	OVERALL	0- 0	5- 1	14- 1				
10- 2	0- 2	0- 0	HOME	0- 0	3- 0	7- 0				
9- 5	0- 1	0- 2	AWAY	0- 0	2- 1	7- 1				
0- 0	0- 0	0- 0	NEUTRAL	0- 0	0- 0	0- 0				
6- 6	0- 3	0- 2	NON-CONFERENCE	0- 0	3- 1	3- 0				
3- 2	0- 2	0- 0	HOME	0- 0	2- 0	1- 0				
3- 4	0- 1	0- 2	AWAY	0- 0	1- 1	2- 0				
0- 0	0- 0	0- 0	NEUTRAL	0- 0	0- 0	0- 0				
13- 1	0- 0	0- 0	CONFERENCE	0- 0	2- 0	11- 1				
7- 0	0- 0	0- 0	HOME	0- 0	1- 0	6- 0				
6- 1	0- 0	0- 0	AWAY	0- 0	1- 0	5- 1				
0- 0	0- 0	0- 0	NEUTRAL	0- 0	0- 0	0- 0				

RPI S	Opponent	Score	RPI S	Opponent	Score	RPI S	Opponent	Score	RPI S	Opponent	Score
3	H Mississippi St.	44 58	29	A Green Bay	31 57				103	H Saint Louis	56 43
14	A Oklahoma	58 68	30	A LSU	49 69				104	H Troy	77 74
20	H Texas A&M	37 55							105	A UT Arlington	58 49
									120	A Fordham	43 65
									147	H Oral Roberts	56 50
									150	A Memphis	54 44
									156	A Missouri St.	58 47
									159	A Tulsa	63 58
									160	A Louisiana	82 64
									160	H Louisiana	64 60
									172	A Texas St.	47 64
									189	H North Texas	55 44
									208	A Appalachian St.	77 69
									208	H Appalachian St.	67 55
									241	H South Ala.	71 54
									271	A Coastal Caro.	74 66
									271	H Coastal Caro.	79 47
									326	A Arkansas St.	60 35
									326	H Arkansas St.	73 59
									329	A La.-Monroe	92 47
									329	H La.-Monroe	78 34
LAST 12 Division I GAMES:											
120	A Fordham	43 65	160	A Louisiana	82 64						
326	A Arkansas St.	60 35	329	A La.-Monroe	92 47						
172	A Texas St.	47 64	241	H South Ala.	71 54						
105	A UT Arlington	58 49	104	H Troy	77 74						
271	H Coastal Caro.	79 47	326	H Arkansas St.	73 59						
208	H Appalachian St.	67 55	208	A Appalachian St.	77 69						

Non-Div I Games:

Little Rock

Loss, Non-Conf, S Site, H Home A Away N Neutral

Average RPI Win:	223	WON-LOST	WINNING	LAST 10	STRENGTH OF	OPP. STRENGTH	TEAM	ADJ.	CONF.	ADJ CONF.
Average RPI Loss:	120	RECORD	PCT. RANK	GAMES	SCHEDULE	OF SCHEDULE	RPI	RPI	RPI	RPI
DIV. I ONLY	17- 9	93	7- 3	195	176	119	119	25	25	
DIV. I NON-CONF.	8- 6	141	0- 0	132	76	104	104	23	23	
TOTALS	RPI 1-25	RPI 26-50	W-L RECORDS	RPI 51-100	RPI 101-150	RPI 150+				
17- 9	0- 1	1- 1	OVERALL	0- 3	2- 1	14- 3				
9- 1	0- 1	0- 0	HOME	0- 0	1- 0	8- 0				
6- 5	0- 0	0- 0	AWAY	0- 1	1- 1	5- 3				
2- 3	0- 0	1- 1	NEUTRAL	0- 2	0- 0	1- 0				
8- 6	0- 1	1- 1	NON-CONFERENCE	0- 3	0- 1	7- 0				
3- 1	0- 1	0- 0	HOME	0- 0	0- 0	3- 0				
3- 2	0- 0	0- 0	AWAY	0- 1	0- 1	3- 0				
2- 3	0- 0	1- 1	NEUTRAL	0- 2	0- 0	1- 0				
9- 3	0- 0	0- 0	CONFERENCE	0- 0	2- 0	7- 3				
6- 0	0- 0	0- 0	HOME	0- 0	1- 0	5- 0				
3- 3	0- 0	0- 0	AWAY	0- 0	1- 0	2- 3				
0- 0	0- 0	0- 0	NEUTRAL	0- 0	0- 0	0- 0				

RPI 1-25			RPI 26-50			RPI 51-100			RPI 101+			Team's RPI: 119
RPI	S	Opponent	Score	RPI	S	Opponent	Score	RPI	S	Opponent	Score	
7	H	Duke	46 83	34	N	South Fla.	73 68	62	A	Southern California	74 82	101 A UC Davis 64 51
				43	N	Quinnipiac	60 63	69	N	Oklahoma St.	57 63	101 H UC Davis 64 62
								81	N	Florida	53 83	145 A San Francisco 71 73
												166 H UC Riverside 55 51
												169 A CSUN 56 63
												173 H Houston 65 55
												177 H Columbia 73 60
												198 A Loyola Marymount 81 78
												230 H Pacific 66 58
												236 A UC Santa Barbara 60 65
												236 H UC Santa Barbara 59 45
												239 N Boston U. 61 48
												267 A Cal Poly 67 69
												267 H Cal Poly 83 80
												268 H Hawaii 68 57
												288 A Nevada 97 93
												308 A Pepperdine 44 41
												320 A UC Irvine 68 63
												340 A Cal St. Fullerton 65 48
												340 H Cal St. Fullerton 84 55
LAST 12 Division I GAMES:												
236	H	UC Santa Barbara	59 45	340	A	Cal St. Fullerton	65 48	101	H	UC Davis	64 62	
267	A	Cal Poly	67 69	236	A	UC Santa Barbara	60 65	267	H	Cal Poly	83 80	
340	H	Cal St. Fullerton	84 55	267	H	Cal Poly	83 80	101	A	UC Davis	64 51	
320	A	UC Irvine	68 63	101	A	UC Davis	64 51	268	H	Hawaii	68 57	
169	A	CSUN	56 63	268	H	Hawaii	68 57					
166	H	UC Riverside	55 51									

Non-Div I Games: Biola 76 48

Long Beach St.

■ Loss,
 ■ Non-Conf,
 ■ S Site,
 ■ Home
 ■ A Away
 N Neutral

Average RPI Win:	341	WON-LOST	WINNING	LAST 10	STRENGTH OF	OPP. STRENGTH	TEAM	ADJ.	CONF.	ADJ CONF.
Average RPI Loss:	210	RECORD	PCT. RANK	GAMES	SCHEDULE	OF SCHEDULE	RPI	RPI	RPI	RPI
DIV. I ONLY	3- 20	331	1- 9	285	339	338	338	28	28	
DIV. I NON-CONF.	2- 7	284	0- 0	210	334	287	287	28	28	
TOTALS	RPI 1-25	RPI 26-50	W-L RECORDS	RPI 51-100	RPI 101-150	RPI 150+				
3- 20	0- 1	0- 1	OVERALL	0- 1	0- 3	3- 14				
2- 7	0- 0	0- 0	HOME	0- 0	0- 1	2- 6				
1- 13	0- 0	0- 0	AWAY	0- 1	0- 1	1- 3				
0- 0	0- 0	0- 0	NEUTRAL	0- 0	0- 0	0- 0				
2- 7	0- 1	0- 1	NON-CONFERENCE	0- 1	0- 1	2- 3				
1- 1	0- 0	0- 0	HOME	0- 0	0- 0	1- 1				
1- 6	0- 1	0- 1	AWAY	0- 1	0- 1	1- 2				
0- 0	0- 0	0- 0	NEUTRAL	0- 0	0- 0	0- 0				
1- 13	0- 0	0- 0	CONFERENCE	0- 0	0- 2	1- 11				
1- 6	0- 0	0- 0	HOME	0- 0	0- 1	1- 5				
0- 7	0- 0	0- 0	AWAY	0- 0	0- 1	0- 6				
0- 0	0- 0	0- 0	NEUTRAL	0- 0	0- 0	0- 0				

RPI 1-25				RPI 26-50				RPI 51-100				RPI 101+ Team's RPI: 338			
RPI	S	Opponent	Score	RPI	S	Opponent	Score	RPI	S	Opponent	Score	RPI	S	Opponent	Score
7	A	Duke	48 105	40	A	Marquette	37 87	56	A	West Virginia	40 107	114	A	Charlotte	41 66
												134	A	Radford	55 73
												134	H	Radford	34 74
												199	A	Campbell	50 74
												199	H	Campbell	54 66
												221	A	Presbyterian	55 65
												242	A	Liberty	47 92
												246	A	UNC Asheville	53 84
												246	H	UNC Asheville	53 80
												251	H	Charleston So.	47 62
												254	A	Marshall	50 70
												270	H	High Point	49 80
												273	H	Norfolk St.	56 85
												313	A	Gardner-Webb	55 89
												313	H	Gardner-Webb	43 77
												333	A	Winthrop	72 78
												333	H	Winthrop	83 78
												344	A	UMass Lowell	72 59
												345	A	Fairleigh Dickinson	59 75
												347	H	Delaware St.	88 77
LAST 12 Division I GAMES:															
246	A	UNC Asheville	53 84	251	H	Charleston So.	47 62								
134	H	Radford	34 74	333	A	Winthrop	72 78								
333	H	Winthrop	83 78	199	H	Campbell	54 66								
313	A	Gardner-Webb	55 89	242	A	Liberty	47 92								
199	A	Campbell	50 74	134	A	Radford	55 73								
270	H	High Point	49 80	313	H	Gardner-Webb	43 77								

Non-Div I Games: West Va. Tech 58 76 Milligan 71 47

Longwood

Loss, Non-Conf, S Site, H Home A Away N Neutral

Average RPI Win:	262	WON-LOST	WINNING	LAST 10	STRENGTH OF	OPP. STRENGTH	TEAM	ADJ.	CONF.	ADJ CONF.
Average RPI Loss:	113	RECORD	PCT. RANK	GAMES	SCHEDULE	OF SCHEDULE	RPI	RPI	RPI	RPI
DIV. I ONLY	13- 8	107	6- 4	251	226	160	160	21	21	
DIV. I NON-CONF.	4- 3	141	0- 0	183	187	162	162	19	19	
TOTALS	RPI 1-25	RPI 26-50	W-L RECORDS	RPI 51-100	RPI 101-150	RPI 150+				
13- 8	0- 1	0- 2	OVERALL	0- 0	1- 2	12- 3				
8- 2	0- 0	0- 1	HOME	0- 0	1- 0	7- 1				
4- 5	0- 0	0- 1	AWAY	0- 0	0- 1	4- 0				
1- 1	0- 1	0- 0	NEUTRAL	0- 0	0- 0	1- 0				
4- 3	0- 1	0- 0	NON-CONFERENCE	0- 0	0- 1	4- 1				
2- 1	0- 0	0- 0	HOME	0- 0	0- 0	2- 1				
1- 1	0- 0	0- 0	AWAY	0- 0	0- 1	1- 0				
1- 1	0- 1	0- 0	NEUTRAL	0- 0	0- 0	1- 0				
9- 5	0- 0	0- 2	CONFERENCE	0- 0	1- 1	8- 2				
6- 1	0- 0	0- 1	HOME	0- 0	1- 0	5- 0				
3- 4	0- 0	0- 1	AWAY	0- 0	0- 1	3- 2				
0- 0	0- 0	0- 0	NEUTRAL	0- 0	0- 0	0- 0				

RPI 1-25			RPI 26-50			RPI 51-100			RPI 101+ Team's RPI: 160		
RPI	S	Opponent	Score	RPI	S	Opponent	Score	RPI	S	Opponent	Score
2	N	Notre Dame	51 91	49	A	Little Rock	60 64	104	H	Troy	80 72
				49	H	Little Rock	64 82	105	A	UT Arlington	66 79
								125	A	Southern Miss.	49 71
								161	H	Louisiana Tech	80 72
								172	A	Texas St.	40 62
								173	H	Houston	64 69
								227	A	Ga. Southern	60 63
								227	H	Ga. Southern	79 52
								241	H	South Ala.	62 38
								245	A	Georgia St.	70 64
								245	H	Georgia St.	72 65
								269	A	McNeese	77 70
								278	N	Southeast Mo. St.	82 78
								326	A	Arkansas St.	80 72
								326	H	Arkansas St.	72 60
								327	H	Southeastern La.	86 77
								329	A	La.-Monroe	65 59
								329	H	La.-Monroe	67 57
LAST 12 Division I GAMES:											
329	A	La.-Monroe	65 59	326	H	Arkansas St.	72 60				
104	H	Troy	80 72	172	A	Texas St.	40 62				
241	H	South Ala.	62 38	105	A	UT Arlington	66 79				
245	A	Georgia St.	70 64	227	H	Ga. Southern	79 52				
227	A	Ga. Southern	60 63	245	H	Georgia St.	72 65				
49	H	Little Rock	64 82	329	H	La.-Monroe	67 57				

Non-Div I Games: Xavier (LA) 74 55 Southern-N.O. 87 57

Louisiana

Loss, Non-Conf, S Site, H Home A Away N Neutral

Louisiana Tech

Through Games Of Feb. 19, 2017

Average RPI Win:	232	WON-LOST	WINNING	LAST 10	STRENGTH OF	OPP. STRENGTH	TEAM	ADJ.	CONF.	ADJ CONF.
Average RPI Loss:	122	RECORD	PCT. RANK	GAMES	SCHEDULE	OF SCHEDULE	RPI	RPI	RPI	RPI
DIV. I ONLY	14- 11	138	8- 2	202	140	161	161	15	15	
DIV. I NON-CONF.	4- 6	209	0- 0	185	174	208	208	16	16	
TOTALS	RPI 1-25	RPI 26-50	W-L RECORDS	RPI 51-100	RPI 101-150	RPI 150+				
14- 11	0- 0	0- 2	OVERALL	0- 2	2- 4	12- 3				
7- 5	0- 0	0- 2	HOME	0- 1	2- 2	5- 0				
7- 6	0- 0	0- 0	AWAY	0- 1	0- 2	7- 3				
0- 0	0- 0	0- 0	NEUTRAL	0- 0	0- 0	0- 0				
4- 6	0- 0	0- 2	NON-CONFERENCE	0- 0	0- 3	4- 1				
2- 3	0- 0	0- 2	HOME	0- 0	0- 1	2- 0				
2- 3	0- 0	0- 0	AWAY	0- 0	0- 2	2- 1				
0- 0	0- 0	0- 0	NEUTRAL	0- 0	0- 0	0- 0				
10- 5	0- 0	0- 0	CONFERENCE	0- 2	2- 1	8- 2				
5- 2	0- 0	0- 0	HOME	0- 1	2- 1	3- 0				
5- 3	0- 0	0- 0	AWAY	0- 1	0- 0	5- 2				
0- 0	0- 0	0- 0	NEUTRAL	0- 0	0- 0	0- 0				

RPI S	Opponent	Score	RPI S	Opponent	Score	RPI S	Opponent	Score	RPI S	Opponent	Score	Team's RPI: 161
30	H LSU	73 77	36	H Auburn	66 76	57	A Western Ky.	58 67	107	H SFA	58 60	
						76	H Middle Tenn.	65 79	108	A Clemson	67 78	
									114	H Charlotte	80 54	
									121	H Old Dominion	64 69	
									125	H Southern Miss.	72 61	
									150	A Memphis	54 56	
									160	A Louisiana	72 80	
									168	A Rice	70 67	
									185	H UAB	64 63	
									189	A North Texas	72 65	
									190	A UTSA	61 63	
									190	H UTSA	77 71	
									219	H Grambling	69 55	
									254	A Marshall	72 54	
									269	A McNeese	66 56	
									283	A FIU	76 63	
									297	H Nicholls St.	68 52	
									302	A UTEP	62 69	
									302	H UTEP	69 61	
									328	A Fla. Atlantic	76 52	
									329	A La.-Monroe	73 53	
LAST 12 Division I GAMES:												
283	A FIU	76 63	76	H Middle Tenn.	65 79							
328	A Fla. Atlantic	76 52	185	H UAB	64 63							
190	H UTSA	77 71	189	A North Texas	72 65							
302	H UTEP	69 61	168	A Rice	70 67							
254	A Marshall	72 54	121	H Old Dominion	64 69							
57	A Western Ky.	58 67	114	H Charlotte	80 54							

Non-Div I Games: LSU-Alexandria 103 63

Louisiana Tech

■ Loss,
 ■ Non-Conf, S Site,
 ■ Home
 ■ Away
 N Neutral

Louisville

Through Games Of Feb. 19, 2017

Average RPI Win: 114		WON-LOST	WINNING	LAST 10	STRENGTH OF	OPP. STRENGTH	TEAM	ADJ.	CONF.	ADJ CONF.
Average RPI Loss: 14		RECORD	PCT. RANK	GAMES	SCHEDULE	OF SCHEDULE	RPI	RPI	RPI	RPI
DIV. I ONLY		23- 6	25	8- 2	13	24	13	13	3	3
DIV. I NON-CONF.		13- 2	20	1- 0	38	30	11	11	4	4
TOTALS		RPI 1-25	RPI 26-50		W-L RECORDS		RPI 51-100	RPI 101-150	RPI 150+	
23- 6	2- 5	4- 1		OVERALL		7- 0	4- 0	6- 0		
15- 2	2- 1	2- 1		HOME		4- 0	2- 0	5- 0		
8- 3	0- 3	2- 0		AWAY		3- 0	2- 0	1- 0		
0- 1	0- 1	0- 0		NEUTRAL		0- 0	0- 0	0- 0		
13- 2	1- 2	2- 0		NON-CONFERENCE		5- 0	0- 0	5- 0		
9- 1	1- 1	1- 0		HOME		3- 0	0- 0	4- 0		
4- 0	0- 0	1- 0		AWAY		2- 0	0- 0	1- 0		
0- 1	0- 1	0- 0		NEUTRAL		0- 0	0- 0	0- 0		
10- 4	1- 3	2- 1		CONFERENCE		2- 0	4- 0	1- 0		
6- 1	1- 0	1- 1		HOME		1- 0	2- 0	1- 0		
4- 3	0- 3	1- 0		AWAY		1- 0	2- 0	0- 0		
0- 0	0- 0	0- 0		NEUTRAL		0- 0	0- 0	0- 0		

RPI	S	Opponent	Score	RPI	S	Opponent	Score	RPI	S	Opponent	Score	RPI	S	Opponent	Score
2	A	Notre Dame	66 85	32	H	Syracuse	91 76	52	H	Georgia Tech	91 51	106	H	North Carolina	87 57
4	N	South Carolina	59 83	33	H	South Dakota St.	83 30	57	H	Western Ky.	68 61	108	A	Clemson	60 46
7	A	Duke	55 58	34	A	South Fla.	66 52	60	H	Belmont	73 50	146	A	Pittsburgh	63 48
11	A	Florida St.	65 72	38	H	North Carolina St.	70 72	76	A	Middle Tenn.	91 72	146	H	Pittsburgh	73 52
15	H	Kentucky	69 67	45	A	Virginia	86 81	85	A	Virginia Tech	88 70	167	H	Boston College	68 43
18	H	Miami (FL)	63 59					89	H	Chattanooga	63 47	194	H	Col. of Charleston	86 58
21	H	Maryland	72 78					91	A	Vanderbilt	78 66	234	A	UT Martin	100 57
LAST 12 Division I GAMES:															
106	H	North Carolina	87 57	108	A	Clemson	60 46								
167	H	Boston College	68 43	34	A	South Fla.	66 52								
85	A	Virginia Tech	88 70	52	H	Georgia Tech	91 51								
2	A	Notre Dame	66 85	18	H	Miami (FL)	63 59								
38	H	North Carolina St.	70 72	11	A	Florida St.	65 72								
146	A	Pittsburgh	63 48	146	H	Pittsburgh	73 52								

Non-Div I Games:

Louisville

■ Loss,
■ Non-Conf, S Site,
■ Home
■ Away
N Neutral

Average RPI Win:	321	WON-LOST	WINNING	LAST 10	STRENGTH OF	OPP. STRENGTH	TEAM	ADJ.	CONF.	ADJ CONF.
Average RPI Loss:	135	RECORD	PCT. RANK	GAMES	SCHEDULE	OF SCHEDULE	RPI	RPI	RPI	RPI
DIV. I ONLY	2- 23	344	0- 10	88	174	314	314	16	16	
DIV. I NON-CONF.	1- 10	325	0- 0	37	143	258	258	14	14	
TOTALS	RPI 1-25	RPI 26-50	W-L RECORDS	RPI 51-100	RPI 101-150	RPI 150+				
2- 23	0- 2	0- 3	OVERALL	0- 3	0- 5	2- 10				
2- 9	0- 1	0- 1	HOME	0- 2	0- 1	2- 4				
0- 12	0- 1	0- 2	AWAY	0- 1	0- 2	0- 6				
0- 2	0- 0	0- 0	NEUTRAL	0- 0	0- 2	0- 0				
1- 10	0- 2	0- 1	NON-CONFERENCE	0- 1	0- 5	1- 1				
1- 3	0- 1	0- 0	HOME	0- 1	0- 1	1- 0				
0- 5	0- 1	0- 1	AWAY	0- 0	0- 2	0- 1				
0- 2	0- 0	0- 0	NEUTRAL	0- 0	0- 2	0- 0				
1- 13	0- 0	0- 2	CONFERENCE	0- 2	0- 0	1- 9				
1- 6	0- 0	0- 1	HOME	0- 1	0- 0	1- 4				
0- 7	0- 0	0- 1	AWAY	0- 1	0- 0	0- 5				
0- 0	0- 0	0- 0	NEUTRAL	0- 0	0- 0	0- 0				

RPI 1-25				RPI 26-50				RPI 51-100				RPI 101+ Team's RPI: 314			
RPI	S	Opponent	Score	RPI	S	Opponent	Score	RPI	S	Opponent	Score	RPI	S	Opponent	Score
18	A	Miami (FL)	43 81	35	A	Drake	46 89	61	A	UNI	30 68	104	N	Troy	67 91
19	H	DePaul	46 107	35	H	Drake	42 86	61	H	UNI	43 89	108	N	Clemson	40 61
				41	A	Central Mich.	57 95	82	H	Northern Ill.	70 90	130	A	Lamar University	50 76
												146	A	Pittsburgh	35 59
												148	H	Milwaukee	46 73
												156	H	Missouri St.	32 60
												175	A	Western Mich.	53 65
												183	A	Southern Ill.	57 73
												197	H	Wichita St.	64 83
												206	A	Indiana St.	32 53
												206	H	Indiana St.	38 48
												220	A	Bradley	45 72
												220	H	Bradley	53 60
												257	A	Evansville	36 67
												307	A	Illinois St.	51 63
												307	H	Illinois St.	64 61
												335	H	Chicago St.	59 54
LAST 12 Division I GAMES:															
35	H	Drake	42 86	156	H	Missouri St.	32 60								
61	H	UNI	43 89	61	A	UNI	30 68								
206	A	Indiana St.	32 53	35	A	Drake	46 89								
307	A	Illinois St.	51 63	206	H	Indiana St.	38 48								
220	A	Bradley	45 72	220	H	Bradley	53 60								
197	H	Wichita St.	64 83	307	H	Illinois St.	64 61								

Non-Div I Games:

Loyola Chicago

■ Loss,
 ■ Non-Conf,
 ■ S Site,
 ■ H Home
 ■ A Away
 N Neutral

Loyola Maryland

Through Games Of Feb. 19, 2017

Average RPI Win:	272	WON-LOST	WINNING	LAST 10	STRENGTH OF	OPP. STRENGTH	TEAM	ADJ.	CONF.	ADJ CONF.
Average RPI Loss:	153	RECORD	PCT. RANK	GAMES	SCHEDULE	OF SCHEDULE	RPI	RPI	RPI	RPI
DIV. I ONLY	9- 17	256	2- 8	169	264	261	261	23	23	
DIV. I NON-CONF.	4- 7	224	0- 0	148	220	222	222	25	25	
TOTALS	RPI 1-25	RPI 26-50	W-L RECORDS	RPI 51-100	RPI 101-150	RPI 150+				
9- 17	0- 1	0- 1	OVERALL	0- 2	0- 5	9- 8				
7- 7	0- 1	0- 0	HOME	0- 1	0- 2	7- 3				
2- 10	0- 0	0- 1	AWAY	0- 1	0- 3	2- 5				
0- 0	0- 0	0- 0	NEUTRAL	0- 0	0- 0	0- 0				
4- 7	0- 1	0- 1	NON-CONFERENCE	0- 0	0- 3	4- 2				
3- 3	0- 1	0- 0	HOME	0- 0	0- 1	3- 1				
1- 4	0- 0	0- 1	AWAY	0- 0	0- 2	1- 1				
0- 0	0- 0	0- 0	NEUTRAL	0- 0	0- 0	0- 0				
5- 10	0- 0	0- 0	CONFERENCE	0- 2	0- 2	5- 6				
4- 4	0- 0	0- 0	HOME	0- 1	0- 1	4- 2				
1- 6	0- 0	0- 0	AWAY	0- 1	0- 1	1- 4				
0- 0	0- 0	0- 0	NEUTRAL	0- 0	0- 0	0- 0				

RPI 1-25				RPI 26-50				RPI 51-100				RPI 101+ Team's RPI: 261			
RPI	S	Opponent	Score	RPI	S	Opponent	Score	RPI	S	Opponent	Score	RPI	S	Opponent	Score
21	H	Maryland	60 79	48	A	George Washington	64 74	68	A	Bucknell	39 57	117	A	Navy	51 77
								68	H	Bucknell	66 72	117	H	Navy	43 55
												122	A	Cornell	50 58
												128	H	Delaware	45 47
												146	A	Pittsburgh	44 74
												157	A	Army West Point	48 67
												157	H	Army West Point	71 62
												177	H	Columbia	53 65
												186	A	Fairfield	57 58
												201	A	UMBC	70 65
												210	H	American	45 60
												239	A	Boston U.	58 61
												239	H	Boston U.	55 67
												252	A	Colgate	62 76
												252	H	Colgate	87 77
												287	H	Mt. St. Mary's	58 53
												291	H	Lipscomb	74 30
												301	A	Lehigh	69 86
												301	H	Lehigh	62 58
												319	A	Lafayette	60 55
												319	H	Lafayette	75 47
												324	H	St. Francis Brooklyn	69 60
LAST 12 Division I GAMES:															
252	A	Colgate	62 76	319	H	Lafayette	75 47								
68	A	Bucknell	39 57	252	H	Colgate	87 77								
239	H	Boston U.	55 67	68	H	Bucknell	66 72								
117	H	Navy	43 55	239	A	Boston U.	58 61								
157	A	Army West Point	48 67	117	A	Navy	51 77								
301	A	Lehigh	69 86	157	H	Army West Point	71 62								

Non-Div I Games:

Loyola Maryland

Loss, Non-Conf, S Site, H Home A Away N Neutral

Average RPI Win:	237	WON-LOST	WINNING	LAST 10	STRENGTH OF	OPP. STRENGTH	TEAM	ADJ.	CONF.	ADJ CONF.
Average RPI Loss:	127	RECORD	PCT. RANK	GAMES	SCHEDULE	OF SCHEDULE	RPI	RPI	RPI	RPI
DIV. I ONLY	13- 14	181	6- 4	206	167	198	198	14	14	
DIV. I NON-CONF.	5- 6	186	0- 0	226	215	215	215	13	13	
TOTALS	RPI 1-25	RPI 26-50	W-L RECORDS	RPI 51-100	RPI 101-150	RPI 150+				
13- 14	0- 0	0- 0	OVERALL	1- 6	1- 4	11- 4				
8- 6	0- 0	0- 0	HOME	1- 2	1- 3	6- 1				
5- 8	0- 0	0- 0	AWAY	0- 1	0- 0	5- 1				
0- 0	0- 0	0- 0	NEUTRAL	0- 0	0- 0	0- 0				
5- 6	0- 0	0- 0	NON-CONFERENCE	0- 3	0- 2	5- 1				
2- 4	0- 0	0- 0	HOME	0- 1	0- 2	2- 1				
3- 2	0- 0	0- 0	AWAY	0- 2	0- 0	3- 0				
0- 0	0- 0	0- 0	NEUTRAL	0- 0	0- 0	0- 0				
8- 8	0- 0	0- 0	CONFERENCE	1- 3	1- 2	6- 3				
6- 2	0- 0	0- 0	HOME	1- 1	1- 1	4- 0				
2- 6	0- 0	0- 0	AWAY	0- 2	0- 1	2- 3				
0- 0	0- 0	0- 0	NEUTRAL	0- 0	0- 0	0- 0				

RPI 1-25			RPI 26-50			RPI 51-100			RPI 101+ Team's RPI: 198		
RPI	S	Opponent	Score	RPI	S	Opponent	Score	RPI	S	Opponent	Score
								60	H	Belmont	72 79
								69	A	Oklahoma St.	58 66
								77	A	Gonzaga	61 73
								77	H	Gonzaga	56 80
								92	A	BYU	59 76
								92	H	BYU	77 74
								95	A	Washington St.	45 92
								103	H	Saint Louis	76 90
								119	H	Long Beach St.	78 81
								127	A	St. Mary's (CA)	59 74
								127	H	St. Mary's (CA)	72 57
								145	H	San Francisco	72 79
								155	A	Santa Clara	64 71
								155	H	Santa Clara	61 50
								166	H	UC Riverside	72 75
								214	A	Seattle U	62 59
								229	A	San Diego	58 61
								229	H	San Diego	63 55
								230	A	Pacific	65 52
								236	H	UC Santa Barbara	57 55
								258	A	Portland	56 71
								258	H	Portland	69 54
								264	A	San Diego St.	60 53
								308	A	Pepperdine	87 78
								308	H	Pepperdine	72 60
								320	H	UC Irvine	58 39
								340	A	Cal St. Fullerton	77 62
LAST 12 Division I GAMES:											
308	A	Pepperdine	87 78	92	H	BYU	77 74				
127	H	St. Mary's (CA)	72 57	230	A	Pacific	65 52				
258	A	Portland	56 71	155	H	Santa Clara	61 50				
77	A	Gonzaga	61 73	229	A	San Diego	58 61				
145	H	San Francisco	72 79	258	H	Portland	69 54				
229	H	San Diego	63 55	77	H	Gonzaga	56 80				

Non-Div I Games:

Loyola Marymount

Maine

Through Games Of Feb. 19, 2017

Average RPI Win: 218	WON-LOST	WINNING	LAST 10	STRENGTH OF	OPP. STRENGTH	TEAM	ADJ.	CONF.	ADJ CONF.
Average RPI Loss: 119	RECORD	PCT. RANK	GAMES	SCHEDULE	OF SCHEDULE	RPI	RPI	RPI	RPI
DIV. I ONLY	15- 15	170	5- 5	129	135	141	141	22	22
DIV. I NON-CONF.	7- 8	181	0- 0	79	27	101	101	22	22
TOTALS	RPI 1-25	RPI 26-50	W-L RECORDS	RPI 51-100	RPI 101-150	RPI 150+			
15- 15	0- 3	0- 2	OVERALL	2- 2	1- 2	12- 6			
9- 2	0- 1	0- 0	HOME	1- 1	1- 0	7- 0			
3- 12	0- 2	0- 2	AWAY	0- 1	0- 2	3- 5			
3- 1	0- 0	0- 0	NEUTRAL	1- 0	0- 0	2- 1			
7- 8	0- 3	0- 2	NON-CONFERENCE	2- 0	0- 1	5- 2			
3- 1	0- 1	0- 0	HOME	1- 0	0- 0	2- 0			
1- 6	0- 2	0- 2	AWAY	0- 0	0- 1	1- 1			
3- 1	0- 0	0- 0	NEUTRAL	1- 0	0- 0	2- 1			
8- 7	0- 0	0- 0	CONFERENCE	0- 2	1- 1	7- 4			
6- 1	0- 0	0- 0	HOME	0- 1	1- 0	5- 0			
2- 6	0- 0	0- 0	AWAY	0- 1	0- 1	2- 4			
0- 0	0- 0	0- 0	NEUTRAL	0- 0	0- 0	0- 0			

RPI 1-25				RPI 26-50				RPI 51-100				RPI 101+				Team's RPI: 141	
RPI	S	Opponent	Score	RPI	S	Opponent	Score	RPI	S	Opponent	Score	RPI	S	Opponent	Score		
3	H	Mississippi St.	43 87	27	A	Harvard	62 69	73	A	New Hampshire	44 50	108	A	Clemson	61 69		
4	A	South Carolina	42 79	44	A	Tulane	62 77	73	H	New Hampshire	57 65	140	A	Albany (NY)	60 64		
18	A	Miami (FL)	51 76					89	N	Chattanooga	49 39	140	H	Albany (NY)	84 71		
								90	H	Purdue	67 47	154	H	Northeastern	68 49		
												167	A	Boston College	53 64		
												171	A	Hartford	66 60		
												171	H	Hartford	73 62		
												179	N	Hampton	49 58		
												192	N	ETSU	61 48		
												201	A	UMBC	62 66		
												201	H	UMBC	72 40		
												215	A	Binghamton	52 58		
												238	H	Dartmouth	60 55		
												255	A	Stony Brook	41 55		
												255	H	Stony Brook	78 71		
												281	A	Vermont	52 55		
												281	H	Vermont	59 43		
												282	A	Bryant	77 52		
												325	N	Saint Peter's	59 43		
												344	A	UMass Lowell	65 44		
												344	H	UMass Lowell	76 50		
LAST 12 Division I GAMES:																	
140	A	Albany (NY)	60 64	281	H	Vermont	59 43	215	A	Binghamton	52 58						
73	H	New Hampshire	57 65	140	H	Albany (NY)	84 71	73	A	New Hampshire	44 50						
255	H	Stony Brook	78 71	171	H	Hartford	73 62	255	A	Stony Brook	41 55						
344	H	UMass Lowell	76 50	201	A	UMBC	62 66										

Non-Div I Games:

Maine

■ Loss,
 ■ Non-Conf,
 ■ S Site,
 ■ Home
 ■ A Away
 N Neutral

[illegible]

Manhattan

Page 156

Average RPI Win: 233	WON-LOST	WINNING	LAST 10	STRENGTH OF	OPP. STRENGTH	TEAM	ADJ.	CONF.	ADJ CONF.
Average RPI Loss: 172	RECORD	PCT. RANK	GAMES	SCHEDULE	OF SCHEDULE	RPI	RPI	RPI	RPI
DIV. I ONLY	13- 15	192	5- 5	303	158	224	224	18	18
DIV. I NON-CONF.	3- 7	250	0- 0	327	74	310	310	17	17
TOTALS	RPI 1-25	RPI 26-50	W-L RECORDS	RPI 51-100	RPI 101-150	RPI 150+			
13- 15	0- 1	0- 2	OVERALL	0- 0	1- 3	12- 9			
4- 7	0- 1	0- 0	HOME	0- 0	0- 2	4- 4			
8- 6	0- 0	0- 1	AWAY	0- 0	1- 1	7- 4			
1- 2	0- 0	0- 1	NEUTRAL	0- 0	0- 0	1- 1			
3- 7	0- 1	0- 1	NON-CONFERENCE	0- 0	0- 0	3- 5			
1- 2	0- 1	0- 0	HOME	0- 0	0- 0	1- 1			
1- 3	0- 0	0- 0	AWAY	0- 0	0- 0	1- 3			
1- 2	0- 0	0- 1	NEUTRAL	0- 0	0- 0	1- 1			
10- 8	0- 0	0- 1	CONFERENCE	0- 0	1- 3	9- 4			
3- 5	0- 0	0- 0	HOME	0- 0	0- 2	3- 3			
7- 3	0- 0	0- 1	AWAY	0- 0	1- 1	6- 1			
0- 0	0- 0	0- 0	NEUTRAL	0- 0	0- 0	0- 0			

RPI 1-25				RPI 26-50				RPI 51-100				RPI 101+ Team's RPI: 224			
RPI	S	Opponent	Score	RPI	S	Opponent	Score	RPI	S	Opponent	Score	RPI	S	Opponent	Score
16	H	Creighton	50 72	36	N	Auburn	51 52					109	A	Rider	46 65
				43	A	Quinnipiac	57 79					109	H	Rider	56 69
												144	A	Iona	68 62
												144	H	Iona	37 48
												158	N	East Carolina	68 70
												178	A	Siena	70 59
												178	H	Siena	68 69
												180	A	Hofstra	42 62
												186	A	Fairfield	68 62
												186	H	Fairfield	71 55
												207	H	Seton Hall	63 76
												226	A	Monmouth	69 79
												226	H	Monmouth	76 66
												238	A	Dartmouth	66 61
												239	H	Boston U.	76 57
												240	A	Niagara	60 58
												240	H	Niagara	53 68
												260	A	Manhattan	62 47
												262	A	Canisius	85 74
												262	H	Canisius	67 60
												280	N	N.C. A&T	69 64
												304	A	Rhode Island	61 82
												312	A	Holy Cross	46 50
												325	A	Saint Peter's	66 58
												325	H	Saint Peter's	69 73
LAST 12 Division I GAMES:															
226	H	Monmouth	76 66	178	A	Siena	70 59								
186	A	Fairfield	68 62	262	H	Canisius	67 60								
109	A	Rider	46 65	144	H	Iona	37 48								
240	H	Niagara	53 68	178	H	Siena	68 69								
43	A	Quinnipiac	57 79	144	A	Iona	68 62								
325	A	Saint Peter's	66 58	109	H	Rider	56 69								

Non-Div I Games:

Marist

■ Loss,
 ■ Non-Conf,
 S Site,
 ■ Home
 ■ Away
 N Neutral

Average RPI Win: 152		WON-LOST	WINNING	LAST 10	STRENGTH OF	OPP. STRENGTH	TEAM	ADJ.	CONF.	ADJ CONF.
Average RPI Loss: 77		RECORD	PCT. RANK	GAMES	SCHEDULE	OF SCHEDULE	RPI	RPI	RPI	RPI
DIV. I ONLY		20- 7	48	7- 3	79	74	40	40	7	7
DIV. I NON-CONF.		9- 2	37	0- 0	82	104	45	45	7	7
TOTALS		RPI 1-25	RPI 26-50	W-L RECORDS	RPI 51-100	RPI 101-150	RPI 150+			
20- 7	3- 2		1- 1	OVERALL	3- 2	2- 0	11- 2			
11- 3	1- 1		1- 1	HOME	1- 1	2- 0	6- 0			
9- 3	2- 1		0- 0	AWAY	2- 1	0- 0	5- 1			
0- 1	0- 0		0- 0	NEUTRAL	0- 0	0- 0	0- 1			
9- 2	1- 0		1- 1	NON-CONFERENCE	1- 0	2- 0	4- 1			
6- 1	0- 0		1- 1	HOME	1- 0	2- 0	2- 0			
3- 0	1- 0		0- 0	AWAY	0- 0	0- 0	2- 0			
0- 1	0- 0		0- 0	NEUTRAL	0- 0	0- 0	0- 1			
11- 5	2- 2		0- 0	CONFERENCE	2- 2	0- 0	7- 1			
5- 2	1- 1		0- 0	HOME	0- 1	0- 0	4- 0			
6- 3	1- 1		0- 0	AWAY	2- 1	0- 0	3- 1			
0- 0	0- 0		0- 0	NEUTRAL	0- 0	0- 0	0- 0			



























































RPI 1-25				RPI 26-50				Team's RPI: 40				RPI 51-100				RPI 101+			
RPI	S	Opponent	Score	RPI	S	Opponent	Score	RPI	S	Opponent	Score	RPI	S	Opponent	Score	RPI	S	Opponent	Score
5	A	Oregon St.	74 73	28	H	Arizona St.	75 63	55	A	Villanova	77 71	139	H	New Mexico	62 52				
16	A	Creighton	77 80	29	H	Green Bay	63 78	58	A	Georgetown	84 77	148	H	Milwaukee	85 74				
16	H	Creighton	63 83					72	A	St. John's (NY)	64 70	155	N	Santa Clara	62 65				
19	A	DePaul	102 101					72	H	St. John's (NY)	72 82	176	A	Providence	64 66				
19	H	DePaul	96 81					78	H	Western Ill.	77 61	176	H	Providence	79 74				
												187	A	Xavier	86 71				
												187	H	Xavier	85 61				
												207	A	Seton Hall	83 77				
												207	H	Seton Hall	103 60				
												211	A	Wisconsin	81 75				
												230	A	Pacific	89 75				
												250	A	Butler	72 66				
												250	H	Butler	91 53				
												256	H	Saint Francis (PA)	104 91				
												338	H	Longwood	87 37				
LAST 12 Division I GAMES:																			
				19	H	DePaul	96 81	176	A	Providence	64 66								
				187	A	Xavier	86 71	19	A	DePaul	102 101								
				250	A	Butler	72 66	250	H	Butler	91 53								
				72	H	St. John's (NY)	72 82	187	H	Xavier	85 61								
				207	H	Seton Hall	103 60	207	A	Seton Hall	83 77								
				16	A	Creighton	77 80	72	A	St. John's (NY)	64 70								

Non-Div I Games:

Marquette





Loss, Non-Conf, S Site, H Home A Away N Neutral

Average RPI Win: 280	WON-LOST	WINNING	LAST 10	STRENGTH OF	OPP. STRENGTH	TEAM	ADJ.	CONF.	ADJ CONF.
Average RPI Loss: 134	RECORD	PCT. RANK	GAMES	SCHEDULE	OF SCHEDULE	RPI	RPI	RPI	RPI
DIV. I ONLY	10- 13	215	2- 8	291	169	254	254	15	15
DIV. I NON-CONF.	6- 3	97	0- 0	346	304	237	237	16	16
TOTALS	RPI 1-25	RPI 26-50	W-L RECORDS	RPI 51-100	RPI 101-150	RPI 150+			
10- 13	0- 0	0- 0	OVERALL	0- 5	0- 4	10- 4			
7- 4	0- 0	0- 0	HOME	0- 2	0- 1	7- 1			
2- 8	0- 0	0- 0	AWAY	0- 3	0- 3	2- 2			
1- 1	0- 0	0- 0	NEUTRAL	0- 0	0- 0	1- 1			
6- 3	0- 0	0- 0	NON-CONFERENCE	0- 1	0- 1	6- 1			
4- 0	0- 0	0- 0	HOME	0- 0	0- 0	4- 0			
1- 2	0- 0	0- 0	AWAY	0- 1	0- 1	1- 0			
1- 1	0- 0	0- 0	NEUTRAL	0- 0	0- 0	1- 1			
4- 10	0- 0	0- 0	CONFERENCE	0- 4	0- 3	4- 3			
3- 4	0- 0	0- 0	HOME	0- 2	0- 1	3- 1			
1- 6	0- 0	0- 0	AWAY	0- 2	0- 2	1- 2			
0- 0	0- 0	0- 0	NEUTRAL	0- 0	0- 0	0- 0			

RPI 1-25			RPI 26-50			RPI 51-100			RPI 101+			Team's RPI: 254
RPI	S	Opponent	Score	RPI	S	Opponent	Score	RPI	S	Opponent	Score	
						57  Western Ky.	57  73	106  North Carolina	53  75			
						57  Western Ky.	64  78	114  Charlotte	77  93			
						74  Penn St.	80  82	121  Old Dominion	69  73			
						76  Middle Tenn.	69  94	125  Southern Miss.	78  82			
						76  Middle Tenn.	63  72	161  Louisiana Tech	54  72			
								185  UAB	55  71			
								185  UAB	61 58			
								188  Illinois	55 53			
								190  UTSA	88 81			
								271  Coastal Caro.	84 66			
								283  FIU	70 52			
								292 N  Prairie View	68  78			
								302  UTEP	74  84			
								328  Fla. Atlantic	76 53			
								336  Morgan St.	62 43			
								338  Longwood	70 50			
								339  Florida A&M	77 67			
								343 N  Sam Houston St.	73 50			
LAST 12 Division I GAMES:												
						76  Middle Tenn.	69  94	190  UTSA	88 81			
						185  UAB	55  71	57  Western Ky.	57  73			
						57  Western Ky.	64  78	185  UAB	61 58			
						161  Louisiana Tech	54  72	76  Middle Tenn.	63  72			
						125  Southern Miss.	78  82	114  Charlotte	77  93			
						302  UTEP	74  84	121  Old Dominion	69  73			

Non-Div I Games: Me.-Fort Kent 136 62 Bluefield Col. 77 35

Marshall

 Loss,  Non-Conf, S Site,  Home  Away N Neutral

Maryland

Through Games Of Feb. 19, 2017

Average RPI Win:	150	WON-LOST	WINNING	LAST 10	STRENGTH OF	OPP. STRENGTH	TEAM	ADJ.	CONF.	ADJ CONF.
Average RPI Loss:	1	RECORD	PCT. RANK	GAMES	SCHEDULE	OF SCHEDULE	RPI	RPI	RPI	RPI
DIV. I ONLY	26- 1	3	10- 0	162	43	21	21	6	6	
DIV. I NON-CONF.	12- 1	7	0- 0	231	55	55	55	6	6	
TOTALS	RPI 1-25	RPI 26-50	W-L RECORDS	RPI 51-100	RPI 101-150	RPI 150+				
26- 1	1- 1	6- 0	OVERALL	5- 0	1- 0	13- 0				
13- 1	0- 1	2- 0	HOME	2- 0	0- 0	9- 0				
11- 0	1- 0	3- 0	AWAY	2- 0	1- 0	4- 0				
2- 0	0- 0	1- 0	NEUTRAL	1- 0	0- 0	0- 0				
12- 1	1- 1	1- 0	NON-CONFERENCE	1- 0	1- 0	8- 0				
6- 1	0- 1	0- 0	HOME	0- 0	0- 0	6- 0				
4- 0	1- 0	0- 0	AWAY	0- 0	1- 0	2- 0				
2- 0	0- 0	1- 0	NEUTRAL	1- 0	0- 0	0- 0				
14- 0	0- 0	5- 0	CONFERENCE	4- 0	0- 0	5- 0				
7- 0	0- 0	2- 0	HOME	2- 0	0- 0	3- 0				
7- 0	0- 0	3- 0	AWAY	2- 0	0- 0	2- 0				
0- 0	0- 0	0- 0	NEUTRAL	0- 0	0- 0	0- 0				

RPI 1-25				RPI 26-50				RPI 51-100				RPI 101+			
RPI	S	Opponent	Score	RPI	S	Opponent	Score	RPI	S	Opponent	Score	RPI	S	Opponent	Score
1	H	UConn	81 87	28	N	Arizona St.	83 42	64	H	Northwestern	96 65	133	A	Duquesne	77 57
13	A	Louisville	78 72	37	H	Michigan	83 70	67	A	Minnesota	83 72	188	A	Illinois	94 49
				42	A	Michigan St.	89 72	74	H	Penn St.	89 83	188	H	Illinois	84 59
				46	A	Iowa	98 82	90	A	Purdue	85 70	193	A	Nebraska	93 49
				46	H	Iowa	100 81	95	N	Washington St.	79 69	201	H	UMBC	92 42
				47	A	Indiana	92 56					202	H	Towson	97 63
												211	H	Wisconsin	89 40
												213	H	Rutgers	80 71
												240	A	Niagara	96 64
												253	H	UMES	106 61
												261	A	Loyola Maryland	79 60
												287	H	Mt. St. Mary's	106 42
												325	H	Saint Peter's	101 49
												344	H	UMass Lowell	100 44
LAST 12 Division I GAMES:															
211	H	Wisconsin	89 40	188	A	Illinois	94 49								
42	A	Michigan St.	89 72	213	H	Rutgers	80 71								
188	H	Illinois	84 59	37	H	Michigan	83 70								
47	A	Indiana	92 56	46	A	Iowa	98 82								
90	A	Purdue	85 70	74	H	Penn St.	89 83								
46	H	Iowa	100 81	64	H	Northwestern	96 65								

Non-Div I Games:

Maryland

Loss, Non-Conf, S Site, H Home A Away N Neutral

Massachusetts

Through Games Of Feb. 19, 2017

Average RPI Win:	280	WON-LOST	WINNING	LAST 10	STRENGTH OF	OPP. STRENGTH	TEAM	ADJ.	CONF.	ADJ CONF.
Average RPI Loss:	150	RECORD	PCT. RANK	GAMES	SCHEDULE	OF SCHEDULE	RPI	RPI	RPI	RPI
DIV. I ONLY	8- 19	281	1- 8	258	156	295	295	12	12	
DIV. I NON-CONF.	5- 7	205	1- 0	305	262	265	265	12	12	
TOTALS	RPI 1-25	RPI 26-50	W-L RECORDS	RPI 51-100	RPI 101-150	RPI 150+				
8- 19	0- 0	0- 2	OVERALL	0- 3	1- 4	7- 10				
6- 6	0- 0	0- 1	HOME	0- 0	1- 1	5- 4				
1- 12	0- 0	0- 0	AWAY	0- 0	0- 1	1- 2				
1- 1	0- 0	0- 0	NEUTRAL	0- 1	0- 0	1- 0				
5- 7	0- 0	0- 1	NON-CONFERENCE	0- 2	0- 0	5- 4				
4- 0	0- 0	0- 0	HOME	0- 0	0- 0	4- 0				
0- 6	0- 0	0- 1	AWAY	0- 1	0- 0	0- 4				
1- 1	0- 0	0- 0	NEUTRAL	0- 1	0- 0	1- 0				
3- 12	0- 0	0- 1	CONFERENCE	0- 1	1- 4	2- 6				
2- 6	0- 0	0- 1	HOME	0- 0	1- 1	1- 4				
1- 6	0- 0	0- 0	AWAY	0- 1	0- 3	1- 2				
0- 0	0- 0	0- 0	NEUTRAL	0- 0	0- 0	0- 0				

RPI 1-25			RPI 26-50			RPI 51-100			RPI 101+ Team's RPI: 295		
RPI	S	Opponent	Score	RPI	S	Opponent	Score	RPI	S	Opponent	Score
				46	A	Iowa	30 71	53	A	Dayton	65 77
				48	H	George Washington	54 60	54	N	Drexel	47 65
								80	A	Buffalo	47 61
LAST 12 Division I GAMES:											
				330	N	Montana	59 58	135	A	VCU	52 55
				164	H	La Salle	52 57	164	A	La Salle	64 68
				225	A	Richmond	45 56	48	H	George Washington	54 60
				120	A	Fordham	43 74	231	H	St. Bonaventure	38 55
				275	H	Davidson	59 63	133	H	Duquesne	75 67
				103	H	Saint Louis	60 81	275	A	Davidson	61 60
								316	H	Central Conn. St.	76 37
								330	N	Montana	59 58

Non-Div I Games: Merrimack 73 44

Massachusetts

Loss, Non-Conf, S Site, H Home A Away N Neutral

<div> <div> <div>Average RPI Win: 321</div> <div>Average RPI Loss: 134</div> </div> <div> <div>WON-LOST</div> <div>RECORD</div> </div> <div> <div>WINNING</div> <div>PCT. RANK</div> </div> <div> <div>LAST 10</div> <div>GAMES</div> </div> </div>				STRENGTH OF SCHEDULE	OPP. STRENGTH OF SCHEDULE	TEAM RPI	ADJ. RPI	CONF. RPI	ADJ CONF. RPI
DIV. I ONLY				236	291	269	269	27	27
DIV. I NON-CONF.				214	95	300	300	27	27
TOTALS		RPI 1-25	RPI 26-50	W-L RECORDS	RPI 51-100	RPI 101-150	RPI 150+		
8- 13	0- 0		0- 1	OVERALL	0- 1	0- 7	8- 4		
5- 5	0- 0		0- 0	HOME	0- 0	0- 2	5- 3		
3- 6	0- 0		0- 1	AWAY	0- 1	0- 3	3- 1		
0- 2	0- 0		0- 0	NEUTRAL	0- 0	0- 2	0- 0		
1- 6	0- 0		0- 1	NON-CONFERENCE	0- 0	0- 3	1- 2		
0- 2	0- 0		0- 0	HOME	0- 0	0- 0	0- 2		
1- 2	0- 0		0- 1	AWAY	0- 0	0- 1	1- 0		
0- 2	0- 0		0- 0	NEUTRAL	0- 0	0- 2	0- 0		
7- 7	0- 0		0- 0	CONFERENCE	0- 1	0- 4	7- 2		
5- 3	0- 0		0- 0	HOME	0- 0	0- 2	5- 1		
2- 4	0- 0		0- 0	AWAY	0- 1	0- 2	2- 1		
0- 0	0- 0		0- 0	NEUTRAL	0- 0	0- 0	0- 0		

RPI 1-25				RPI 26-50				RPI 51-100				RPI 101+				Team's RPI: 269	
RPI	S	Opponent	Score	RPI	S	Opponent	Score	RPI	S	Opponent	Score	RPI	S	Opponent	Score		
				44	A	Tulane	65 82					107	H	SFA	65 96		
												116	A	Central Ark.	52 67		
												116	H	Central Ark.	49 72		
												130	A	Lamar University	57 79		
												131	N	Alabama	63 84		
												137	A	TCU	70 74		
												146	N	Pittsburgh	65 71		
												160	H	Louisiana	70 77		
												161	H	Louisiana Tech	56 66		
												200	A	New Orleans	85 92		
												200	H	New Orleans	59 71		
												297	H	Nicholls St.	59 52		
												299	A	Northwestern St.	68 63		
												299	H	Northwestern St.	68 52		
												327	A	Southeastern La.	86 83		
												329	A	La.-Monroe	78 52		
												332	H	Incarnate Word	78 61		
												341	H	Houston Baptist	68 53		
												343	H	Sam Houston St.	79 56		
LAST 12 Division I GAMES:																	
				297	H	Nicholls St.	59 52	200	H	New Orleans	59 71						
				200	A	New Orleans	85 92	299	H	Northwestern St.	68 52						
				332	H	Incarnate Word	78 61	116	A	Central Ark.	52 67						
				130	A	Lamar University	57 79	327	A	Southeastern La.	86 83						
				116	H	Central Ark.	49 72	341	H	Houston Baptist	68 53						
				100	A	Abilene Christian	65 77	343	H	Sam Houston St.	79 56						

[illegible]

Loss, Non-Conf, S Site, H Home A Away N Neutral

Average RPI Win:	162	WON-LOST	WINNING	LAST 10	STRENGTH OF	OPP. STRENGTH	TEAM	ADJ.	CONF.	ADJ CONF.
Average RPI Loss:	127	RECORD	PCT. RANK	GAMES	SCHEDULE	OF SCHEDULE	RPI	RPI	RPI	RPI
DIV. I ONLY	13- 13	170	5- 5	117	82	150	150	5	5	
DIV. I NON-CONF.	7- 6	157	0- 0	278	159	219	219	5	5	
TOTALS	RPI 1-25	RPI 26-50	W-L RECORDS	RPI 51-100	RPI 101-150	RPI 150+				
13- 13	0- 2	2- 2	OVERALL	1- 1	2- 3	8- 5				
10- 4	0- 1	1- 1	HOME	1- 0	1- 1	7- 1				
3- 8	0- 1	1- 1	AWAY	0- 1	1- 1	1- 4				
0- 1	0- 0	0- 0	NEUTRAL	0- 0	0- 1	0- 0				
7- 6	0- 0	0- 1	NON-CONFERENCE	1- 0	0- 1	6- 4				
6- 2	0- 0	0- 1	HOME	1- 0	0- 0	5- 1				
1- 3	0- 0	0- 0	AWAY	0- 0	0- 0	1- 3				
0- 1	0- 0	0- 0	NEUTRAL	0- 0	0- 1	0- 0				
6- 7	0- 2	2- 1	CONFERENCE	0- 1	2- 2	2- 1				
4- 2	0- 1	1- 0	HOME	0- 0	1- 1	2- 0				
2- 5	0- 1	1- 1	AWAY	0- 1	1- 1	0- 1				
0- 0	0- 0	0- 0	NEUTRAL	0- 0	0- 0	0- 0				

RPI	S	Opponent	Score	RPI	S	Opponent	Score	RPI	S	Opponent	Score	RPI	S	Opponent	Score	Team's RPI: 150
23	A	Temple	51 66	34	A	South Fla.	49 79	91	H	Vanderbilt	75 59	113	A	UCF	65 62	
23	H	Temple	67 73	34	H	South Fla.	62 57	93	A	SMU	44 53	113	H	UCF	65 59	
				44	A	Tulane	55 52					138	A	Cincinnati	57 68	
				49	H	Little Rock	44 54					138	H	Cincinnati	59 66	
												143	N	Arkansas	61 91	
												153	H	Kansas	58 68	
												156	H	Missouri St.	69 60	
												158	H	East Carolina	72 50	
												159	A	Tulsa	52 57	
												161	H	Louisiana Tech	56 54	
												173	H	Houston	66 65	
												183	A	Southern Ill.	61 69	
												188	A	Illinois	64 54	
												228	A	Samford	42 48	
												278	H	Southeast Mo. St.	65 63	
												288	A	Nevada	67 75	
												297	H	Nicholls St.	73 62	
												299	H	Northwestern St.	54 38	
LAST 12 Division I GAMES:																
138	A	Cincinnati	57 68	173	H	Houston	66 65									
158	H	East Carolina	72 50	23	A	Temple	51 66									
44	A	Tulane	55 52	34	A	South Fla.	49 79									
34	H	South Fla.	62 57	138	H	Cincinnati	59 66									
93	A	SMU	44 53	113	A	UCF	65 62									
113	H	UCF	65 59	159	A	Tulsa	52 57									

Non-Div I Games:

Memphis

■ Loss,
 ■ Non-Conf,
 ■ S Site,
 ■ H Home
 ■ A Away
 N Neutral

Average RPI Win:	242	WON-LOST	WINNING	LAST 10	STRENGTH OF	OPP. STRENGTH	TEAM	ADJ.	CONF.	ADJ CONF.
Average RPI Loss:	66	RECORD	PCT. RANK	GAMES	SCHEDULE	OF SCHEDULE	RPI	RPI	RPI	RPI
DIV. I ONLY	19- 5	26	9- 1	279	141	94	94	17	17	
DIV. I NON-CONF.	8- 3	67	0- 0	316	53	122	122	20	20	
TOTALS	RPI 1-25	RPI 26-50	W-L RECORDS	RPI 51-100	RPI 101-150	RPI 150+				
19- 5	0- 1	0- 0	OVERALL	0- 4	0- 0	19- 0				
9- 2	0- 1	0- 0	HOME	0- 1	0- 0	9- 0				
10- 3	0- 0	0- 0	AWAY	0- 3	0- 0	10- 0				
0- 0	0- 0	0- 0	NEUTRAL	0- 0	0- 0	0- 0				
8- 3	0- 1	0- 0	NON-CONFERENCE	0- 2	0- 0	8- 0				
3- 1	0- 1	0- 0	HOME	0- 0	0- 0	3- 0				
5- 2	0- 0	0- 0	AWAY	0- 2	0- 0	5- 0				
0- 0	0- 0	0- 0	NEUTRAL	0- 0	0- 0	0- 0				
11- 2	0- 0	0- 0	CONFERENCE	0- 2	0- 0	11- 0				
6- 1	0- 0	0- 0	HOME	0- 1	0- 0	6- 0				
5- 1	0- 0	0- 0	AWAY	0- 1	0- 0	5- 0				
0- 0	0- 0	0- 0	NEUTRAL	0- 0	0- 0	0- 0				

RPI 1-25				RPI 26-50				RPI 51-100				Team's RPI: 94	RPI 101+			
RPI	S	Opponent	Score	RPI	S	Opponent	Score	RPI	S	Opponent	Score		RPI	S	Opponent	Score
11	H	Florida St.	40 83					52	A	Georgia Tech	50 70		173	A	Houston	64 60
								87	A	Georgia	64 72		188	A	Illinois	51 33
								89	A	Chattanooga	50 70		192	A	ETSU	71 56
								89	H	Chattanooga	56 74		192	H	ETSU	72 55
													199	H	Campbell	76 60
													203	A	UNCG	77 64
													203	H	UNCG	58 47
													227	A	Ga. Southern	77 56
													228	H	Samford	59 49
													237	A	Furman	68 47
													237	H	Furman	76 52
													265	A	Wofford	61 46
													265	H	Wofford	54 39
													274	H	Kennesaw St.	61 46
													275	A	Davidson	67 60
													290	A	Western Caro.	59 57
													290	H	Western Caro.	84 53
													328	H	Fla. Atlantic	74 57
													333	A	Winthrop	71 48
LAST 12 Division I GAMES:																
				237	A	Furman	68 47						228	H	Samford	59 49
				265	A	Wofford	61 46						265	H	Wofford	54 39
				203	H	UNCG	58 47						237	H	Furman	76 52
				290	H	Western Caro.	84 53						290	A	Western Caro.	59 57
				192	A	ETSU	71 56						203	A	UNCG	77 64
				89	A	Chattanooga	50 70						89	H	Chattanooga	56 74

Non-Div I Games: West Ga. 67 36 Paine 93 50 Emmanuel (GA) 84 70

Mercer

Average RPI Win: 135		WON-LOST	WINNING	LAST 10	STRENGTH OF	OPP. STRENGTH	TEAM	ADJ.	CONF.	ADJ CONF.
Average RPI Loss: 13		RECORD	PCT. RANK	GAMES	SCHEDULE	OF SCHEDULE	RPI	RPI	RPI	RPI
DIV. I ONLY		19- 7	56	6- 4	32	22	18	18	3	3
DIV. I NON-CONF.		11- 1	12	0- 0	139	54	19	19	4	4
TOTALS		RPI 1-25	RPI 26-50		W-L RECORDS		RPI 51-100	RPI 101-150	RPI 150+	
19- 7	0- 6	3- 1		OVERALL		4- 0	7- 0	5- 0		
12- 2	0- 2	1- 0		HOME		2- 0	5- 0	4- 0		
6- 5	0- 4	2- 1		AWAY		2- 0	1- 0	1- 0		
1- 0	0- 0	0- 0		NEUTRAL		0- 0	1- 0	0- 0		
11- 1	0- 1	1- 0		NON-CONFERENCE		2- 0	4- 0	4- 0		
7- 0	0- 0	0- 0		HOME		1- 0	3- 0	3- 0		
3- 1	0- 1	1- 0		AWAY		1- 0	0- 0	1- 0		
1- 0	0- 0	0- 0		NEUTRAL		0- 0	1- 0	0- 0		
8- 6	0- 5	2- 1		CONFERENCE		2- 0	3- 0	1- 0		
5- 2	0- 2	1- 0		HOME		1- 0	2- 0	1- 0		
3- 4	0- 3	1- 1		AWAY		1- 0	1- 0	0- 0		
0- 0	0- 0	0- 0		NEUTRAL		0- 0	0- 0	0- 0		

RPI	S	Opponent	Score	RPI	S	Opponent	Score	RPI	S	Opponent	Score	RPI	S	Opponent	Score
2	H	Notre Dame	55 67	26	A	Ohio St.	94 89	59	A	Wake Forest	79 56	106	H	North Carolina	100 88
7	A	Duke	70 83	32	A	Syracuse	48 81	72	A	St. John's (NY)	62 50	108	H	Clemson	81 57
11	A	Florida St.	71 80	38	A	North Carolina St.	67 64	85	H	Virginia Tech	82 75	114	H	Charlotte	80 46
11	H	Florida St.	66 81	45	H	Virginia	63 52	98	H	Texas Tech	74 56	121	H	Old Dominion	66 56
13	A	Louisville	59 63									140	N	Albany (NY)	77 53
15	A	Kentucky	66 82									141	H	Maine	76 51
												146	A	Pittsburgh	82 50
												167	H	Boston College	58 51
												219	H	Grambling	89 61
												283	A	FIU	69 49
												284	H	Coppin St.	75 35
												314	H	Loyola Chicago	81 43
LAST 12 Division I GAMES:															
7	A	Duke	70 83	106	H	North Carolina	100 88	32	A	Syracuse	48 81	13	A	Louisville	59 63
108	H	Clemson	81 57	85	H	Virginia Tech	82 75	2	H	Notre Dame	55 67	38	A	North Carolina St.	67 64
45	H	Virginia	63 52												
11	A	Florida St.	71 80												
59	A	Wake Forest	79 56												
167	H	Boston College	58 51												

Non-Div I Games:

Miami (FL)

■ Loss,
■ Non-Conf, S Site,
■ Home
■ Away
N Neutral

Average RPI Win:	282	WON-LOST	WINNING	LAST 10	STRENGTH OF	OPP. STRENGTH	TEAM	ADJ.	CONF.	ADJ CONF.
Average RPI Loss:	124	RECORD	PCT. RANK	GAMES	SCHEDULE	OF SCHEDULE	RPI	RPI	RPI	RPI
DIV. I ONLY	7- 18	289	2- 8	118	206	235	235	10	10	
DIV. I NON-CONF.	4- 7	224	0- 0	195	336	234	234	11	11	
TOTALS	RPI 1-25	RPI 26-50	W-L RECORDS	RPI 51-100	RPI 101-150	RPI 150+				
7- 18	0- 0	0- 2	OVERALL	0- 7	0- 3	7- 6				
2- 9	0- 0	0- 1	HOME	0- 3	0- 2	2- 3				
3- 7	0- 0	0- 1	AWAY	0- 4	0- 1	3- 1				
2- 2	0- 0	0- 0	NEUTRAL	0- 0	0- 0	2- 2				
4- 7	0- 0	0- 0	NON-CONFERENCE	0- 1	0- 2	4- 4				
0- 3	0- 0	0- 0	HOME	0- 1	0- 1	0- 1				
2- 2	0- 0	0- 0	AWAY	0- 0	0- 1	2- 1				
2- 2	0- 0	0- 0	NEUTRAL	0- 0	0- 0	2- 2				
3- 11	0- 0	0- 2	CONFERENCE	0- 6	0- 1	3- 2				
2- 6	0- 0	0- 1	HOME	0- 2	0- 1	2- 2				
1- 5	0- 0	0- 1	AWAY	0- 4	0- 0	1- 0				
0- 0	0- 0	0- 0	NEUTRAL	0- 0	0- 0	0- 0				

RPI 1-25				RPI 26-50				RPI 51-100				RPI 101+ Team's RPI: 235			
RPI	S	Opponent	Score	RPI	S	Opponent	Score	RPI	S	Opponent	Score	RPI	S	Opponent	Score
				41	A	Central Mich.	61 80	66	H	IUPUI	53 65	129	H	Ball St.	60 81
				50	H	Ohio	62 79	80	A	Buffalo	45 71	136	A	Wright St.	57 65
								80	H	Buffalo	51 68	138	H	Cincinnati	43 49
								82	A	Northern Ill.	76 89	164	N	La Salle	70 79
								82	H	Northern Ill.	61 63	175	H	Western Mich.	60 85
								84	A	Toledo	50 64	176	N	Providence	59 75
								99	A	Kent St.	66 84	182	A	Morehead St.	43 77
												206	H	Indiana St.	54 62
												223	H	Akron	54 49
												259	H	Bowling Green	59 61
												272	A	Austin Peay	73 58
												285	A	Eastern Mich.	79 63
												285	H	Eastern Mich.	72 61
												293	A	Northern Ky.	60 50
												298	N	Eastern Ky.	65 54
												321	N	Fort Wayne	69 47
LAST 12 Division I GAMES:															
				259	H	Bowling Green	59 61	50	H	Ohio	62 79				
				82	H	Northern Ill.	61 63	82	A	Northern Ill.	76 89				
				285	A	Eastern Mich.	79 63	41	A	Central Mich.	61 80				
				223	H	Akron	54 49	80	H	Buffalo	51 68				
				129	H	Ball St.	60 81	285	H	Eastern Mich.	72 61				
				99	A	Kent St.	66 84	84	A	Toledo	50 64				

Non-Div I Games: Cedarville 70 57 Northwood 64 49

Miami (OH)

■ Loss,
 ■ Non-Conf,
 ■ S Site,
 ■ Home
 ■ A Away
 N Neutral

Average RPI Win: 163	WON-LOST	WINNING	LAST 10	STRENGTH OF	OPP. STRENGTH	TEAM	ADJ.	CONF.	ADJ CONF.
Average RPI Loss: 49	RECORD	PCT. RANK	GAMES	SCHEDULE	OF SCHEDULE	RPI	RPI	RPI	RPI
DIV. I ONLY	21- 7	45	7- 3	93	67	37	37	6	6
DIV. I NON-CONF.	11- 3	53	0- 0	127	127	50	50	6	6
TOTALS	RPI 1-25	RPI 26-50	W-L RECORDS	RPI 51-100	RPI 101-150	RPI 150+			
21- 7	0- 3	3- 3	OVERALL	5- 0	0- 0	13- 1			
13- 1	0- 0	3- 1	HOME	2- 0	0- 0	8- 0			
6- 5	0- 2	0- 2	AWAY	2- 0	0- 0	4- 1			
2- 1	0- 1	0- 0	NEUTRAL	1- 0	0- 0	1- 0			
11- 3	0- 2	1- 0	NON-CONFERENCE	2- 0	0- 0	8- 1			
7- 0	0- 0	1- 0	HOME	0- 0	0- 0	6- 0			
2- 2	0- 1	0- 0	AWAY	1- 0	0- 0	1- 1			
2- 1	0- 1	0- 0	NEUTRAL	1- 0	0- 0	1- 0			
10- 4	0- 1	2- 3	CONFERENCE	3- 0	0- 0	5- 0			
6- 1	0- 0	2- 1	HOME	2- 0	0- 0	2- 0			
4- 3	0- 1	0- 2	AWAY	1- 0	0- 0	3- 0			
0- 0	0- 0	0- 0	NEUTRAL	0- 0	0- 0	0- 0			

RPI 1-25				RPI 26-50				Team's RPI: 37		RPI 51-100				RPI 101+			
RPI	S	Opponent	Score	RPI	S	Opponent	Score			RPI	S	Opponent	Score	RPI	S	Opponent	Score
11	N	Florida St.	62 76	26	A	Ohio St.	87 96			52	A	Georgia Tech	92 52	162	H	Oakland	101 63
12	A	UCLA	64 84	42	H	Michigan St.	68 86			64	H	Northwestern	80 54	175	H	Western Mich.	66 40
21	A	Maryland	70 83	46	H	Iowa	72 70			67	H	Minnesota	84 69	187	A	Xavier	58 61
				47	A	Indiana	61 72			77	N	Gonzaga	78 66	188	A	Illinois	86 70
				47	H	Indiana	78 74			90	A	Purdue	72 62	193	A	Nebraska	84 51
				50	H	Ohio	69 46							210	H	American	82 33
														211	A	Wisconsin	73 56
														211	H	Wisconsin	75 66
														213	H	Rutgers	63 50
														240	H	Niagara	107 35
														244	H	Howard	109 41
														264	A	San Diego St.	92 57
														281	H	Vermont	78 56
														333	N	Winthrop	76 39
LAST 12 Division I GAMES:																	
				42	H	Michigan St.	68 86			64	H	Northwestern	80 54				
				47	A	Indiana	61 72			193	A	Nebraska	84 51				
				211	H	Wisconsin	75 66			21	A	Maryland	70 83				
				90	A	Purdue	72 62			67	H	Minnesota	84 69				
				46	H	Iowa	72 70			47	H	Indiana	78 74				
				188	A	Illinois	86 70			26	A	Ohio St.	87 96				

Non-Div I Games:

Michigan

■ Loss,
 ■ Non-Conf,
 ■ S Site,
 ■ H Home
 ■ A Away
 N Neutral

Average RPI Win:	144	WON-LOST	WINNING	LAST 10	STRENGTH OF	OPP. STRENGTH	TEAM	ADJ.	CONF.	ADJ CONF.
Average RPI Loss:	65	RECORD	PCT. RANK	GAMES	SCHEDULE	OF SCHEDULE	RPI	RPI	RPI	RPI
DIV. I ONLY	18- 9	80	5- 5	62	50	42	42	6	6	
DIV. I NON-CONF.	10- 3	54	0- 0	65	70	35	35	6	6	
TOTALS	RPI 1-25	RPI 26-50	W-L RECORDS	RPI 51-100	RPI 101-150	RPI 150+				
18- 9	0- 2	4- 3	OVERALL	2- 3	2- 0	10- 1				
10- 3	0- 2	2- 0	HOME	1- 1	1- 0	6- 0				
7- 6	0- 0	2- 3	AWAY	1- 2	0- 0	4- 1				
1- 0	0- 0	0- 0	NEUTRAL	0- 0	1- 0	0- 0				
10- 3	0- 1	1- 2	NON-CONFERENCE	0- 0	2- 0	7- 0				
5- 1	0- 1	0- 0	HOME	0- 0	1- 0	4- 0				
4- 2	0- 0	1- 2	AWAY	0- 0	0- 0	3- 0				
1- 0	0- 0	0- 0	NEUTRAL	0- 0	1- 0	0- 0				
8- 6	0- 1	3- 1	CONFERENCE	2- 3	0- 0	3- 1				
5- 2	0- 1	2- 0	HOME	1- 1	0- 0	2- 0				
3- 4	0- 0	1- 1	AWAY	1- 2	0- 0	1- 1				
0- 0	0- 0	0- 0	NEUTRAL	0- 0	0- 0	0- 0				

RPI 1-25				RPI 26-50				Team's RPI: 42	RPI 51-100				RPI 101+			
RPI	S	Opponent	Score	RPI	S	Opponent	Score		RPI	S	Opponent	Score	RPI	S	Opponent	Score
2	H	Notre Dame	61 79	26	H	Ohio St.	94 75		64	A	Northwestern	65 76	112	H	Wyoming	63 51
21	H	Maryland	72 89	31	A	Oregon	55 88		67	A	Minnesota	93 74	128	N	Delaware	81 64
				32	A	Syracuse	64 75		67	H	Minnesota	85 69	154	H	Northeastern	78 44
				37	A	Michigan	86 68		90	A	Purdue	54 66	162	H	Oakland	81 74
				43	A	Quinnipiac	71 54		90	H	Purdue	66 76	169	A	CSUN	63 59
				46	A	Iowa	83 87						175	A	Western Mich.	68 64
				47	H	Indiana	69 60						188	H	Illinois	71 47
													193	H	Nebraska	93 73
													211	A	Wisconsin	81 57
													213	A	Rutgers	58 62
													233	H	Southern U.	70 55
													275	H	Davidson	70 34
													304	A	Rhode Island	85 48
LAST 12 Division I GAMES:																
				37	A	Michigan	86 68		211	A	Wisconsin	81 57				
				67	H	Minnesota	85 69		90	H	Purdue	66 76				
				21	H	Maryland	72 89		64	A	Northwestern	65 76				
				46	A	Iowa	83 87		213	A	Rutgers	58 62				
				47	H	Indiana	69 60		26	H	Ohio St.	94 75				
				67	A	Minnesota	93 74		193	H	Nebraska	93 73				

Non-Div I Games:

Michigan St.

Middle Tenn.

Through Games Of Feb. 19, 2017

Average RPI Win:	196	WON-LOST	WINNING	LAST 10	STRENGTH OF	OPP. STRENGTH	TEAM	ADJ.	CONF.	ADJ CONF.
Average RPI Loss:	49	RECORD	PCT. RANK	GAMES	SCHEDULE	OF SCHEDULE	RPI	RPI	RPI	RPI
DIV. I ONLY	17- 9	93	8- 2	69	94	76	76	15	15	
DIV. I NON-CONF.	5- 6	186	0- 0	26	6	94	94	16	16	
TOTALS	RPI 1-25	RPI 26-50	W-L RECORDS	RPI 51-100	RPI 101-150	RPI 150+				
17- 9	0- 2	2- 3	OVERALL	0- 3	2- 1	13- 0				
10- 5	0- 1	2- 2	HOME	0- 2	0- 0	8- 0				
7- 4	0- 1	0- 1	AWAY	0- 1	2- 1	5- 0				
0- 0	0- 0	0- 0	NEUTRAL	0- 0	0- 0	0- 0				
5- 6	0- 2	2- 3	NON-CONFERENCE	0- 1	0- 0	3- 0				
3- 4	0- 1	2- 2	HOME	0- 1	0- 0	1- 0				
2- 2	0- 1	0- 1	AWAY	0- 0	0- 0	2- 0				
0- 0	0- 0	0- 0	NEUTRAL	0- 0	0- 0	0- 0				
12- 3	0- 0	0- 0	CONFERENCE	0- 2	2- 1	10- 0				
7- 1	0- 0	0- 0	HOME	0- 1	0- 0	7- 0				
5- 2	0- 0	0- 0	AWAY	0- 1	2- 1	3- 0				
0- 0	0- 0	0- 0	NEUTRAL	0- 0	0- 0	0- 0				

RPI 1-25				RPI 26-50				RPI 51-100				Team's RPI: 76	RPI 101+			
RPI	S	Opponent	Score	RPI	S	Opponent	Score	RPI	S	Opponent	Score		RPI	S	Opponent	Score
13	H	Louisville	72 91	28	H	Arizona St.	48 69	52	H	Georgia Tech	60 61		114	A	Charlotte	83 81
15	A	Kentucky	48 61	41	H	Central Mich.	79 69	57	A	Western Ky.	51 66		121	A	Old Dominion	80 63
				44	H	Tulane	62 59	57	H	Western Ky.	75 82		125	A	Southern Miss.	61 81
				45	A	Virginia	51 63						156	A	Missouri St.	71 52
				50	H	Ohio	52 73						161	A	Louisiana Tech	79 65
													168	H	Rice	71 61
													185	A	UAB	64 61
													189	H	North Texas	60 52
													190	H	UTSA	77 63
													254	A	Marshall	72 63
													254	H	Marshall	94 69
													263	A	Tennessee Tech	73 62
													272	H	Austin Peay	82 51
													283	H	FIU	95 43
													302	H	UTEP	76 53
													328	H	Fla. Atlantic	87 69
LAST 12 Division I GAMES:																
254	H	Marshall	94 69	161	A	Louisiana Tech	79 65									
57	H	Western Ky.	75 82	125	A	Southern Miss.	61 81									
114	A	Charlotte	83 81	328	H	Fla. Atlantic	87 69									
121	A	Old Dominion	80 63	283	H	FIU	95 43									
302	H	UTEP	76 53	57	A	Western Ky.	51 66									
190	H	UTSA	77 63	254	A	Marshall	72 63									

Non-Div I Games:

Middle Tenn.

■ Loss,
 ■ Non-Conf, S Site,
 ■ Home
 ■ Away
 N Neutral

Average RPI Win:	254	WON-LOST	WINNING	LAST 10	STRENGTH OF	OPP. STRENGTH	TEAM	ADJ.	CONF.	ADJ CONF.
Average RPI Loss:	106	RECORD	PCT. RANK	GAMES	SCHEDULE	OF SCHEDULE	RPI	RPI	RPI	RPI
DIV. I ONLY	18- 8	72	4- 2	307	178	148	148	20	20	
DIV. I NON-CONF.	8- 3	67	1- 0	332	134	167	167	21	21	
TOTALS	RPI 1-25	RPI 26-50	W-L RECORDS	RPI 51-100	RPI 101-150	RPI 150+				
18- 8	0- 0	1- 2	OVERALL	1- 2	0- 1	16- 3				
10- 3	0- 0	1- 0	HOME	1- 1	0- 1	8- 1				
7- 5	0- 0	0- 2	AWAY	0- 1	0- 0	7- 2				
1- 0	0- 0	0- 0	NEUTRAL	0- 0	0- 0	1- 0				
8- 3	0- 0	0- 1	NON-CONFERENCE	1- 2	0- 0	7- 0				
4- 1	0- 0	0- 0	HOME	1- 1	0- 0	3- 0				
3- 2	0- 0	0- 1	AWAY	0- 1	0- 0	3- 0				
1- 0	0- 0	0- 0	NEUTRAL	0- 0	0- 0	1- 0				
10- 5	0- 0	1- 1	CONFERENCE	0- 0	0- 1	9- 3				
6- 2	0- 0	1- 0	HOME	0- 0	0- 1	5- 1				
4- 3	0- 0	0- 1	AWAY	0- 0	0- 0	4- 2				
0- 0	0- 0	0- 0	NEUTRAL	0- 0	0- 0	0- 0				

RPI 1-25				RPI 26-50				RPI 51-100				RPI 101+				Team's RPI: 148	
RPI	S	Opponent	Score	RPI	S	Opponent	Score	RPI	S	Opponent	Score	RPI	S	Opponent	Score		
				29	A	Green Bay	47 89	64	H	Northwestern	63 65	136	H	Wright St.	51 69		
				29	H	Green Bay	72 60	78	H	Western Ill.	76 68	162	A	Oakland	63 77		
				40	A	Marquette	74 85	82	A	Northern Ill.	104 114	162	H	Oakland	73 75		
												170	A	Detroit Mercy	63 77		
												170	H	Detroit Mercy	81 69		
												181	A	Cleveland St.	80 78		
												181	H	Cleveland St.	76 72		
												211	H	Wisconsin	80 63		
												281	A	Vermont	68 44		
												289	H	North Dakota St.	79 74		
												293	H	Northern Ky.	72 44		
												305	A	Valparaiso	85 74		
												307	A	Illinois St.	68 60		
												309	A	Youngstown St.	78 74		
												309	H	Youngstown St.	86 82		
												314	A	Loyola Chicago	73 46		
												322	A	Ill.-Chicago	88 65		
												322	H	Ill.-Chicago	83 55		
												335	H	Chicago St.	71 49		
												337	N	LIU Brooklyn	88 50		
LAST 12 Division I GAMES:																	
				29	H	Green Bay	72 60	309	A	Youngstown St.	78 74						
				281	A	Vermont	68 44	181	A	Cleveland St.	80 78						
				181	H	Cleveland St.	76 72	29	A	Green Bay	47 89						
				309	H	Youngstown St.	86 82	322	H	Ill.-Chicago	83 55						
				162	A	Oakland	63 77	170	H	Detroit Mercy	81 69						
				170	A	Detroit Mercy	63 77	162	H	Oakland	73 75						

Non-Div I Games:

Milwaukee

■ Loss,
■ Non-Conf,
■ S Site,
■ H Home
■ A Away
N Neutral

Average RPI Win: 137		WON-LOST	WINNING	LAST 10	STRENGTH OF	OPP. STRENGTH	TEAM	ADJ.	CONF.	ADJ CONF.
Average RPI Loss: 44		RECORD	PCT. RANK	GAMES	SCHEDULE	OF SCHEDULE	RPI	RPI	RPI	RPI
DIV. I ONLY		14- 13	164	3- 5	14	49	67	67	6	6
DIV. I NON-CONF.		9- 4	85	0- 0	9	32	23	23	6	6
TOTALS		RPI 1-25	RPI 26-50		W-L RECORDS		RPI 51-100	RPI 101-150	RPI 150+	
14- 13	0- 3	1- 7		OVERALL		4- 2	2- 1	7- 0		
11- 4	0- 2	1- 2		HOME		4- 0	0- 0	6- 0		
3- 7	0- 1	0- 5		AWAY		0- 1	2- 0	1- 0		
0- 2	0- 0	0- 0		NEUTRAL		0- 1	0- 1	0- 0		
9- 4	0- 2	1- 0		NON-CONFERENCE		3- 1	2- 1	3- 0		
7- 1	0- 1	1- 0		HOME		3- 0	0- 0	3- 0		
2- 1	0- 1	0- 0		AWAY		0- 0	2- 0	0- 0		
0- 2	0- 0	0- 0		NEUTRAL		0- 1	0- 1	0- 0		
5- 9	0- 1	0- 7		CONFERENCE		1- 1	0- 0	4- 0		
4- 3	0- 1	0- 2		HOME		1- 0	0- 0	3- 0		
1- 6	0- 0	0- 5		AWAY		0- 1	0- 0	1- 0		
0- 0	0- 0	0- 0		NEUTRAL		0- 0	0- 0	0- 0		

RPI 1-25				RPI 26-50				RPI 51-100				RPI 101+			
RPI	S	Opponent	Score	RPI	S	Opponent	Score	RPI	S	Opponent	Score	RPI	S	Opponent	Score
4	A	South Carolina	58 98	26	A	Ohio St.	62 87	58	H	Georgetown	68 60	106	N	North Carolina	77 91
11	H	Florida St.	61 75	26	H	Ohio St.	76 88	60	H	Belmont	75 74	135	A	VCU	79 69
21	H	Maryland	72 83	27	H	Harvard	103 87	64	H	Northwestern	71 61	139	A	New Mexico	69 65
				37	A	Michigan	69 84	74	A	Penn St.	66 77	157	H	Army West Point	70 52
				42	A	Michigan St.	69 85	87	N	Georgia	58 70	170	H	Detroit Mercy	111 91
				42	H	Michigan St.	74 93	99	H	Kent St.	92 62	188	H	Illinois	78 50
				46	A	Iowa	65 80					193	A	Nebraska	79 69
				47	A	Indiana	62 78					207	H	Seton Hall	90 57
												211	H	Wisconsin	88 60
												213	H	Rutgers	80 46
LAST 12 Division I GAMES:															
				64	H	Northwestern	71 61	26	H	Ohio St.	76 88				
				42	A	Michigan St.	69 85	46	A	Iowa	65 80				
				213	H	Rutgers	80 46	188	H	Illinois	78 50				
				74	A	Penn St.	66 77	37	A	Michigan	69 84				
				193	A	Nebraska	79 69	211	H	Wisconsin	88 60				
				42	H	Michigan St.	74 93	47	A	Indiana	62 78				

Non-Div I Games:

Minnesota

■ Loss,
■ Non-Conf,
■ S Site,
■ H Home
■ A Away
N Neutral

Average RPI Win:	95	WON-LOST	WINNING	LAST 10	STRENGTH OF	OPP. STRENGTH	TEAM	ADJ.	CONF.	ADJ CONF.
Average RPI Loss:	4	RECORD	PCT. RANK	GAMES	SCHEDULE	OF SCHEDULE	RPI	RPI	RPI	RPI
DIV. I ONLY	27- 1	2	9- 1	29	9	3	3	2	2	
DIV. I NON-CONF.	14- 0	1	0- 0	66	17	4	4	2	2	
TOTALS	RPI 1-25	RPI 26-50	W-L RECORDS	RPI 51-100	RPI 101-150	RPI 150+				
27- 1	5- 1	5- 0	OVERALL	7- 0	6- 0	4- 0				
10- 0	3- 0	1- 0	HOME	3- 0	1- 0	2- 0				
12- 1	2- 1	2- 0	AWAY	2- 0	5- 0	1- 0				
5- 0	0- 0	2- 0	NEUTRAL	2- 0	0- 0	1- 0				
14- 0	1- 0	3- 0	NON-CONFERENCE	4- 0	2- 0	4- 0				
3- 0	1- 0	0- 0	HOME	0- 0	0- 0	2- 0				
6- 0	0- 0	1- 0	AWAY	2- 0	2- 0	1- 0				
5- 0	0- 0	2- 0	NEUTRAL	2- 0	0- 0	1- 0				
13- 1	4- 1	2- 0	CONFERENCE	3- 0	4- 0	0- 0				
7- 0	2- 0	1- 0	HOME	3- 0	1- 0	0- 0				
6- 1	2- 1	1- 0	AWAY	0- 0	3- 0	0- 0				
0- 0	0- 0	0- 0	NEUTRAL	0- 0	0- 0	0- 0				

RPI	S	Opponent	Score	RPI	S	Opponent	Score	RPI	S	Opponent	Score	RPI	S	Opponent	Score
4	A	South Carolina	61 64	30	H	LSU	74 48	55	N	Villanova	108 62	118	A	Ole Miss	66 44
8	H	Texas	79 68	31	N	Oregon	75 63	62	A	Southern California	76 72	118	H	Ole Miss	73 62
17	A	Tennessee	74 64	36	A	Auburn	77 47	65	A	Iowa St.	85 81	125	A	Southern Miss.	72 50
20	A	Texas A&M	72 67	44	N	Tulane	66 49	81	H	Florida	82 49	131	A	Alabama	67 54
20	H	Texas A&M	71 61	49	A	Little Rock	58 44	87	H	Georgia	58 49	141	A	Maine	87 43
22	H	Missouri	70 53					91	H	Vanderbilt	86 41	143	A	Arkansas	59 51
								93	N	SMU	91 42	195	N	San Jose St.	88 51
												209	H	Alabama St.	90 47
												268	A	Hawaii	66 41
												299	H	Northwestern St.	106 30
LAST 12 Division I GAMES:															
20	A	Texas A&M	72 67	20	H	Texas A&M	71 61								
87	H	Georgia	58 49	4	A	South Carolina	61 64								
118	A	Ole Miss	66 44	131	A	Alabama	67 54								
91	H	Vanderbilt	86 41	118	H	Ole Miss	73 62								
22	H	Missouri	70 53	81	H	Florida	82 49								
36	A	Auburn	77 47	17	A	Tennessee	74 64								

Non-Div I Games:

Mississippi St.

Average RPI Win:	300	WON-LOST	WINNING	LAST 10	STRENGTH OF	OPP. STRENGTH	TEAM	ADJ.	CONF.	ADJ CONF.
Average RPI Loss:	194	RECORD	PCT. RANK	GAMES	SCHEDULE	OF SCHEDULE	RPI	RPI	RPI	RPI
DIV. I ONLY	7- 16	277	4- 6	317	314	310	310	30	30	
DIV. I NON-CONF.	1- 8	314	0- 0	107	138	255	255	30	30	
TOTALS	RPI 1-25	RPI 26-50	W-L RECORDS	RPI 51-100	RPI 101-150	RPI 150+				
7- 16	0- 1	0- 0	OVERALL	0- 1	0- 3	7- 11				
3- 5	0- 0	0- 0	HOME	0- 1	0- 0	3- 4				
4- 11	0- 0	0- 0	AWAY	0- 0	0- 1	4- 2				
0- 0	0- 0	0- 0	NEUTRAL	0- 0	0- 0	0- 0				
1- 8	0- 1	0- 0	NON-CONFERENCE	0- 1	0- 3	1- 3				
0- 2	0- 0	0- 0	HOME	0- 1	0- 0	0- 1				
1- 6	0- 1	0- 0	AWAY	0- 0	0- 3	1- 2				
0- 0	0- 0	0- 0	NEUTRAL	0- 0	0- 0	0- 0				
6- 8	0- 0	0- 0	CONFERENCE	0- 0	0- 0	6- 8				
3- 3	0- 0	0- 0	HOME	0- 0	0- 0	3- 3				
3- 5	0- 0	0- 0	AWAY	0- 0	0- 0	3- 5				
0- 0	0- 0	0- 0	NEUTRAL	0- 0	0- 0	0- 0				

RPI 1-25				RPI 26-50				RPI 51-100				RPI 101+ Team's RPI: 310			
RPI	S	Opponent	Score	RPI	S	Opponent	Score	RPI	S	Opponent	Score	RPI	S	Opponent	Score
9	A	Baylor	36 101					79	H	Colorado	64 76	118	A	Ole Miss	30 67
												125	A	Southern Miss.	55 83
												131	A	Alabama	44 93
												185	A	UAB	46 80
												209	A	Alabama St.	57 71
												209	H	Alabama St.	73 79
												211	A	Wisconsin	61 103
												217	H	Texas Southern	75 74
												219	A	Grambling	67 88
												233	A	Southern U.	44 51
												233	H	Southern U.	51 62
												243	H	Murray St.	62 80
												247	A	Ark.-Pine Bluff	73 63
												292	A	Prairie View	65 96
												292	H	Prairie View	64 55
												299	A	Northwestern St.	68 64
												300	A	Alcorn	49 69
												300	H	Alcorn	60 68
												346	A	Jackson St.	62 57
												349	A	Alabama A&M	58 52
												349	H	Alabama A&M	60 58
LAST 12 Division I GAMES:															
292	A	Prairie View	65 96	346	A	Jackson St.	62 57								
233	H	Southern U.	51 62	217	H	Texas Southern	75 74								
300	H	Alcorn	60 68	292	H	Prairie View	64 55								
209	A	Alabama St.	57 71	233	A	Southern U.	44 51								
349	A	Alabama A&M	58 52	300	A	Alcorn	49 69								
219	A	Grambling	67 88	209	H	Alabama St.	73 79								

Non-Div I Games: Blue Mountain 66 40 Tougaloo 99 55

Mississippi Val.

■ Loss,
 ■ Non-Conf,
 ■ S Site,
 ■ Home
 ■ A Away
 N Neutral

Average RPI Win:	114	WON-LOST	WINNING	LAST 10	STRENGTH OF	OPP. STRENGTH	TEAM	ADJ.	CONF.	ADJ CONF.
Average RPI Loss:	47	RECORD	PCT. RANK	GAMES	SCHEDULE	OF SCHEDULE	RPI	RPI	RPI	RPI
DIV. I ONLY	19- 9	79	8- 2	12	33	22	22	2	2	
DIV. I NON-CONF.	10- 4	80	0- 0	36	114	38	38	2	2	
TOTALS	RPI 1-25	RPI 26-50	W-L RECORDS	RPI 51-100	RPI 101-150	RPI 150+				
19- 9	4- 4	1- 1	OVERALL	5- 2	2- 2	7- 0				
14- 1	3- 0	1- 0	HOME	3- 0	1- 1	6- 0				
4- 7	0- 1	0- 0	AWAY	2- 0	1- 0	1- 0				
1- 1	1- 0	0- 0	NEUTRAL	0- 1	0- 0	0- 0				
10- 4	1- 1	0- 0	NON-CONFERENCE	2- 2	0- 1	7- 0				
8- 0	0- 0	0- 0	HOME	2- 0	0- 0	6- 0				
1- 3	0- 1	0- 0	AWAY	0- 1	0- 1	1- 0				
1- 1	1- 0	0- 0	NEUTRAL	0- 1	0- 0	0- 0				
9- 5	3- 3	1- 1	CONFERENCE	3- 0	2- 1	0- 0				
6- 1	3- 0	1- 0	HOME	1- 0	1- 1	0- 0				
3- 4	0- 3	0- 1	AWAY	2- 0	1- 0	0- 0				
0- 0	0- 0	0- 0	NEUTRAL	0- 0	0- 0	0- 0				

RPI 1-25				RPI 26-50				RPI 51-100				RPI 101+			
RPI	S	Opponent	Score	RPI	S	Opponent	Score	RPI	S	Opponent	Score	RPI	S	Opponent	Score
3	A	Mississippi St.	53 70	30	A	LSU	71 80	52	N	Georgia Tech	70 72	103	A	Saint Louis	61 72
4	H	South Carolina	62 60	36	H	Auburn	68 53	66	A	IUPUI	45 73	131	H	Alabama	58 59
6	A	Washington	66 79					78	H	Western Ill.	71 68	143	A	Arkansas	60 46
15	A	Kentucky	62 64					81	A	Florida	74 67	143	H	Arkansas	67 56
15	H	Kentucky	73 67					87	H	Georgia	63 45	156	H	Missouri St.	73 49
16	N	Creighton	72 63					91	A	Vanderbilt	74 68	166	H	UC Riverside	68 62
17	A	Tennessee	66 77					100	H	Abilene Christian	52 46	193	A	Nebraska	55 35
20	H	Texas A&M	78 76									197	H	Wichita St.	64 57
												204	H	SIUE	72 60
												206	H	Indiana St.	77 48
												234	H	UT Martin	80 69
LAST 12 Division I GAMES:															
4	H	South Carolina	62 60	36	H	Auburn	68 53								
81	A	Florida	74 67	143	A	Arkansas	60 46								
143	H	Arkansas	67 56	20	H	Texas A&M	78 76								
17	A	Tennessee	66 77	91	A	Vanderbilt	74 68								
3	A	Mississippi St.	53 70	30	A	LSU	71 80								
15	H	Kentucky	73 67	131	H	Alabama	58 59								

Non-Div I Games:

Missouri

Average RPI Win:	223	WON-LOST	WINNING	LAST 10	STRENGTH OF	OPP. STRENGTH	TEAM	ADJ.	CONF.	ADJ CONF.
Average RPI Loss:	101	RECORD	PCT. RANK	GAMES	SCHEDULE	OF SCHEDULE	RPI	RPI	RPI	RPI
DIV. I ONLY	13- 11	149	8- 2	192	98	156	156	16	16	
DIV. I NON-CONF.	3- 7	250	0- 0	109	7	199	199	14	14	
TOTALS	RPI 1-25	RPI 26-50	W-L RECORDS	RPI 51-100	RPI 101-150	RPI 150+				
13- 11	0- 1	0- 2	OVERALL	0- 4	1- 2	12- 2				
6- 5	0- 0	0- 2	HOME	0- 2	1- 0	5- 1				
7- 5	0- 1	0- 0	AWAY	0- 1	0- 2	7- 1				
0- 1	0- 0	0- 0	NEUTRAL	0- 1	0- 0	0- 0				
3- 7	0- 1	0- 1	NON-CONFERENCE	0- 3	1- 2	2- 0				
2- 2	0- 0	0- 1	HOME	0- 1	1- 0	1- 0				
1- 4	0- 1	0- 0	AWAY	0- 1	0- 2	1- 0				
0- 1	0- 0	0- 0	NEUTRAL	0- 1	0- 0	0- 0				
10- 4	0- 0	0- 1	CONFERENCE	0- 1	0- 0	10- 2				
4- 3	0- 0	0- 1	HOME	0- 1	0- 0	4- 1				
6- 1	0- 0	0- 0	AWAY	0- 0	0- 0	6- 1				
0- 0	0- 0	0- 0	NEUTRAL	0- 0	0- 0	0- 0				

RPI 1-25				RPI 26-50				RPI 51-100				RPI 101+ Team's RPI: 156			
RPI	S	Opponent	Score	RPI	S	Opponent	Score	RPI	S	Opponent	Score	RPI	S	Opponent	Score
22	A	Missouri	49 73	35	H	Drake	64 90	61	H	UNI	54 61	143	H	Arkansas	64 62
				49	H	Little Rock	47 58	62	N	Southern California	67 89	147	A	Oral Roberts	56 78
								64	A	Northwestern	52 75	150	A	Memphis	60 69
								76	H	Middle Tenn.	52 71	153	A	Kansas	87 64
												183	A	Southern Ill.	78 60
												183	H	Southern Ill.	73 59
												189	H	North Texas	63 54
												197	A	Wichita St.	65 60
												197	H	Wichita St.	73 62
												206	A	Indiana St.	49 46
												220	A	Bradley	56 62
												220	H	Bradley	73 75
												257	A	Evansville	77 41
												257	H	Evansville	68 43
												307	A	Illinois St.	77 44
												307	H	Illinois St.	65 60
												314	A	Loyola Chicago	60 32
LAST 12 Division I GAMES:															
307	A	Illinois St.	77 44	314	A	Loyola Chicago	60 32								
220	A	Bradley	56 62	220	H	Bradley	73 75								
257	H	Evansville	68 43	307	H	Illinois St.	65 60								
183	H	Southern Ill.	73 59	183	A	Southern Ill.	78 60								
197	A	Wichita St.	65 60	257	A	Evansville	77 41								
206	A	Indiana St.	49 46	197	H	Wichita St.	73 62								

Non-Div I Games: Alas. Anchorage 65 58

Missouri St.

■ Loss,
 ■ Non-Conf,
 ■ S Site,
 ■ Home
 ■ A Away
 N Neutral

Average RPI Win:	237	WON-LOST	WINNING	LAST 10	STRENGTH OF	OPP. STRENGTH	TEAM	ADJ.	CONF.	ADJ CONF.
Average RPI Loss:	186	RECORD	PCT. RANK	GAMES	SCHEDULE	OF SCHEDULE	RPI	RPI	RPI	RPI
DIV. I ONLY	12- 14	195	4- 6	278	253	226	226	18	18	
DIV. I NON-CONF.	5- 4	143	0- 0	297	338	205	205	17	17	
TOTALS	RPI 1-25	RPI 26-50	W-L RECORDS	RPI 51-100	RPI 101-150	RPI 150+				
12- 14	0- 0	1- 1	OVERALL	0- 0	1- 3	10- 10				
6- 6	0- 0	1- 0	HOME	0- 0	1- 2	4- 4				
6- 7	0- 0	0- 1	AWAY	0- 0	0- 0	6- 1				
0- 1	0- 0	0- 0	NEUTRAL	0- 0	0- 0	0- 1				
5- 4	0- 0	0- 0	NON-CONFERENCE	0- 0	0- 1	5- 3				
1- 2	0- 0	0- 0	HOME	0- 0	0- 1	1- 1				
4- 1	0- 0	0- 0	AWAY	0- 0	0- 0	4- 1				
0- 1	0- 0	0- 0	NEUTRAL	0- 0	0- 0	0- 1				
7- 10	0- 0	1- 1	CONFERENCE	0- 0	1- 2	5- 7				
5- 4	0- 0	1- 0	HOME	0- 0	1- 1	3- 3				
2- 6	0- 0	0- 1	AWAY	0- 0	0- 1	2- 4				
0- 0	0- 0	0- 0	NEUTRAL	0- 0	0- 0	0- 0				

RPI 1-25			RPI 26-50			RPI 51-100			RPI 101+ Team's RPI: 226		
RPI	S	Opponent	Score	RPI	S	Opponent	Score	RPI	S	Opponent	Score
				43	A	Quinnipiac	54 74	108	H	Clemson	47 60
				43	H	Quinnipiac	61 58	109	H	Rider	69 71
								144	A	Iona	54 60
								144	H	Iona	75 65
								171	N	Hartford	72 75
								176	H	Providence	58 62
								178	A	Siena	76 85
								178	H	Siena	86 91
								186	A	Fairfield	60 53
								186	H	Fairfield	68 71
								196	A	Sacred Heart	65 54
								212	A	Robert Morris	69 56
								224	A	Marist	66 76
								224	H	Marist	79 69
								240	A	Niagara	45 66
								260	H	Manhattan	61 75
								262	A	Canisius	54 74
								262	H	Canisius	55 53
								285	A	Eastern Mich.	75 68
								301	A	Lehigh	73 62
								324	A	St. Francis Brooklyn	78 87
								325	A	Saint Peter's	58 42
								325	H	Saint Peter's	76 59
								345	H	Fairleigh Dickinson	72 63
LAST 12 Division I GAMES:											
224	A	Marist	66 76	178	H	Siena	86 91				
260	H	Manhattan	61 75	186	A	Fairfield	60 53				
144	H	Iona	75 65	144	A	Iona	54 60				
325	A	Saint Peter's	58 42	43	H	Quinnipiac	61 58				
43	A	Quinnipiac	54 74	262	H	Canisius	55 53				
109	H	Rider	69 71	178	A	Siena	76 85				

Non-Div I Games:

Monmouth

■ Loss,
 ■ Non-Conf,
 ■ S Site,
 ■ H Home
 ■ A Away
 N Neutral

Montana

Through Games Of Feb. 19, 2017

Average RPI Win:	311	WON-LOST	WINNING	LAST 10	STRENGTH OF	OPP. STRENGTH	TEAM	ADJ.	CONF.	ADJ CONF.
Average RPI Loss:	170	RECORD	PCT. RANK	GAMES	SCHEDULE	OF SCHEDULE	RPI	RPI	RPI	RPI
DIV. I ONLY	3- 21	334	2- 8	222	256	330	330	19	19	
DIV. I NON-CONF.	1- 8	314	0- 0	191	309	330	330	18	18	
TOTALS	RPI 1-25	RPI 26-50	W-L RECORDS	RPI 51-100	RPI 101-150	RPI 150+				
3- 21	0- 0	0- 1	OVERALL	0- 2	0- 8	3- 10				
3- 8	0- 0	0- 0	HOME	0- 2	0- 3	3- 3				
0- 11	0- 0	0- 0	AWAY	0- 0	0- 5	0- 6				
0- 2	0- 0	0- 1	NEUTRAL	0- 0	0- 0	0- 1				
1- 8	0- 0	0- 1	NON-CONFERENCE	0- 1	0- 2	1- 4				
1- 3	0- 0	0- 0	HOME	0- 1	0- 1	1- 1				
0- 3	0- 0	0- 0	AWAY	0- 0	0- 1	0- 2				
0- 2	0- 0	0- 1	NEUTRAL	0- 0	0- 0	0- 1				
2- 13	0- 0	0- 0	CONFERENCE	0- 1	0- 6	2- 6				
2- 5	0- 0	0- 0	HOME	0- 1	0- 2	2- 2				
0- 8	0- 0	0- 0	AWAY	0- 0	0- 4	0- 4				
0- 0	0- 0	0- 0	NEUTRAL	0- 0	0- 0	0- 0				

RPI S	Opponent	Score	RPI S	Opponent	Score	RPI S	Opponent	Score	RPI S	Opponent	Score	Team's RPI: 330
33 N	South Dakota St.	43 84	51 H	Colorado St.	49 63	107 A	SFA	46 54	112 H	Wyoming	42 67	
			83 H	Montana St.	69 75	123 A	North Dakota	63 73	124 A	Idaho	50 75	
						124 H	Idaho	59 86	126 A	Northern Colo.	46 65	
						132 A	Eastern Wash.	57 64	132 H	Eastern Wash.	46 60	
						152 A	Idaho St.	43 61	191 H	Utah St.	47 65	
						214 A	Seattle U	44 60	216 A	Weber St.	58 74	
						232 A	Portland St.	45 68	232 H	Portland St.	44 64	
						279 A	Sacramento St.	69 99	279 H	Sacramento St.	60 73	
						294 H	Southern Utah	64 55	295 N	Massachusetts	58 59	
						306 H	Northern Ariz.	60 59	332 H	Incarinate Word	61 56	
						340 A	Cal St. Fullerton	56 72				
LAST 12 Division I GAMES:												
232 A	Portland St.	45 68	132 A	Eastern Wash.	57 64							
279 A	Sacramento St.	69 99	279 H	Sacramento St.	60 73							
306 H	Northern Ariz.	60 59	232 H	Portland St.	44 64							
294 H	Southern Utah	64 55	123 A	North Dakota	63 73							
83 H	Montana St.	69 75	126 A	Northern Colo.	46 65							
124 A	Idaho	50 75	132 H	Eastern Wash.	46 60							

Non-Div I Games: Rocky Mountain 64 56 Great Falls 66 55

Montana

Loss, Non-Conf, S Site, H Home A Away N Neutral

Average RPI Win:	217	WON-LOST	WINNING	LAST 10	STRENGTH OF	OPP. STRENGTH	TEAM	ADJ.	CONF.	ADJ CONF.
Average RPI Loss:	146	RECORD	PCT. RANK	GAMES	SCHEDULE	OF SCHEDULE	RPI	RPI	RPI	RPI
DIV. I ONLY	17- 6	53	8- 2	241	203	83	83	19	19	
DIV. I NON-CONF.	5- 3	122	0- 0	252	153	108	108	18	18	
TOTALS	RPI 1-25	RPI 26-50	W-L RECORDS	RPI 51-100	RPI 101-150	RPI 150+				
17- 6	0- 0	0- 0	OVERALL	0- 1	5- 2	12- 3				
8- 0	0- 0	0- 0	HOME	0- 0	2- 0	6- 0				
8- 6	0- 0	0- 0	AWAY	0- 1	3- 2	5- 3				
1- 0	0- 0	0- 0	NEUTRAL	0- 0	0- 0	1- 0				
5- 3	0- 0	0- 0	NON-CONFERENCE	0- 1	0- 1	5- 1				
2- 0	0- 0	0- 0	HOME	0- 0	0- 0	2- 0				
2- 3	0- 0	0- 0	AWAY	0- 1	0- 1	2- 1				
1- 0	0- 0	0- 0	NEUTRAL	0- 0	0- 0	1- 0				
12- 3	0- 0	0- 0	CONFERENCE	0- 0	5- 1	7- 2				
6- 0	0- 0	0- 0	HOME	0- 0	2- 0	4- 0				
6- 3	0- 0	0- 0	AWAY	0- 0	3- 1	3- 2				
0- 0	0- 0	0- 0	NEUTRAL	0- 0	0- 0	0- 0				

RPI S	Opponent	Score	RPI S	Opponent	Score	RPI S	Opponent	Score	RPI S	Opponent	Score
						75	A Utah	64 74	101	A UC Davis	62 70
									123	A North Dakota	74 71
									124	A Idaho	66 61
									124	H Idaho	80 64
									126	A Northern Colo.	58 66
									132	A Eastern Wash.	72 61
									132	H Eastern Wash.	88 83
									152	A Idaho St.	59 67
									155	N Santa Clara	77 50
									191	A Utah St.	56 64
									214	H Seattle U	75 56
									216	A Weber St.	83 68
									230	A Pacific	72 66
									232	A Portland St.	65 69
									232	H Portland St.	83 76
									258	A Portland	70 66
									267	H Cal Poly	71 52
									279	A Sacramento St.	104 82
									279	H Sacramento St.	84 80
									294	H Southern Utah	71 68
									306	H Northern Ariz.	86 69
									330	A Montana	75 69
LAST 12 Division I GAMES:											
279	A	Sacramento St.	104	82	124	A	Idaho	66	61		
232	A	Portland St.	65	69	232	H	Portland St.	83	76		
294	H	Southern Utah	71	68	279	H	Sacramento St.	84	80		
306	H	Northern Ariz.	86	69	126	A	Northern Colo.	58	66		
330	A	Montana	75	69	123	A	North Dakota	74	71		
132	A	Eastern Wash.	72	61	124	H	Idaho	80	64		

Non-Div I Games: Carroll (MT) 75 44 Great Falls 75 42

Montana St.

Loss, Non-Conf, S Site, H Home A Away N Neutral

Average RPI Win:	274	WON-LOST	WINNING	LAST 10	STRENGTH OF	OPP. STRENGTH	TEAM	ADJ.	CONF.	ADJ CONF.
Average RPI Loss:	156	RECORD	PCT. RANK	GAMES	SCHEDULE	OF SCHEDULE	RPI	RPI	RPI	RPI
DIV. I ONLY	17- 8	75	5- 5	333	248	182	182	26	26	
DIV. I NON-CONF.	8- 3	67	0- 0	344	181	202	202	26	26	
TOTALS	RPI 1-25	RPI 26-50	W-L RECORDS	RPI 51-100	RPI 101-150	RPI 150+				
17- 8	0- 1	0- 0	OVERALL	0- 3	0- 0	17- 4				
11- 2	0- 0	0- 0	HOME	0- 1	0- 0	11- 1				
6- 6	0- 1	0- 0	AWAY	0- 2	0- 0	6- 3				
0- 0	0- 0	0- 0	NEUTRAL	0- 0	0- 0	0- 0				
8- 3	0- 1	0- 0	NON-CONFERENCE	0- 1	0- 0	8- 1				
5- 1	0- 0	0- 0	HOME	0- 0	0- 0	5- 1				
3- 2	0- 1	0- 0	AWAY	0- 1	0- 0	3- 0				
0- 0	0- 0	0- 0	NEUTRAL	0- 0	0- 0	0- 0				
9- 5	0- 0	0- 0	CONFERENCE	0- 2	0- 0	9- 3				
6- 1	0- 0	0- 0	HOME	0- 1	0- 0	6- 0				
3- 4	0- 0	0- 0	AWAY	0- 1	0- 0	3- 3				
0- 0	0- 0	0- 0	NEUTRAL	0- 0	0- 0	0- 0				

RPI 1-25			RPI 26-50			RPI 51-100			RPI 101+ Team's RPI: 182		
RPI	S	Opponent	Score	RPI	S	Opponent	Score	RPI	S	Opponent	Score
15	A	Kentucky	47 74					56	A	West Virginia	53 94
								60	A	Belmont	76 96
								60	H	Belmont	59 91
								204	H	SIUE	69 66
								234	A	UT Martin	89 68
								235	H	Miami (OH)	77 43
								243	H	Murray St.	73 59
								245	H	Georgia St.	50 68
								249	A	Jacksonville St.	68 69
								262	H	Canisius	77 68
								263	H	Tennessee Tech	79 65
								266	A	Tennessee St.	66 69
								266	H	Tennessee St.	87 74
								272	A	Austin Peay	81 71
								274	A	Kennesaw St.	71 50
								278	A	Southeast Mo. St.	82 72
								285	H	Eastern Mich.	78 73
								286	A	North Florida	84 65
								291	H	Lipscomb	73 53
								296	H	Eastern Ill.	66 62
								298	A	Eastern Ky.	58 65
								298	H	Eastern Ky.	80 54
								335	H	Chicago St.	63 55
								339	A	Florida A&M	53 48
LAST 12 Division I GAMES:											
60	A	Belmont	76 96	263	H	Tennessee Tech	79 65				
266	H	Tennessee St.	87 74	298	H	Eastern Ky.	80 54				
298	A	Eastern Ky.	58 65	60	H	Belmont	59 91				
278	A	Southeast Mo. St.	82 72	266	A	Tennessee St.	66 69				
243	H	Murray St.	73 59	204	H	SIUE	69 66				
249	A	Jacksonville St.	68 69	296	H	Eastern Ill.	66 62				

Non-Div I Games: Ky. Christian 100 52 Alice Lloyd 92 42

Morehead St.

Loss, Non-Conf, S Site, H Home A Away N Neutral

Average RPI Win: 282	WON-LOST	WINNING	LAST 10	STRENGTH OF	OPP. STRENGTH	TEAM	ADJ.	CONF.	ADJ CONF.
Average RPI Loss: 248	RECORD	PCT. RANK	GAMES	SCHEDULE	OF SCHEDULE	RPI	RPI	RPI	RPI
DIV. I ONLY	5- 19	315	4- 6	321	349	336	336	32	32
DIV. I NON-CONF.	1- 11	330	0- 0	175	348	318	318	31	31
TOTALS	RPI 1-25	RPI 26-50	W-L RECORDS	RPI 51-100	RPI 101-150	RPI 150+			
5- 19	0- 0	0- 0	OVERALL	0- 1	0- 1	5- 17			
3- 5	0- 0	0- 0	HOME	0- 0	0- 0	3- 5			
2- 11	0- 0	0- 0	AWAY	0- 1	0- 1	2- 9			
0- 3	0- 0	0- 0	NEUTRAL	0- 0	0- 0	0- 3			
1- 11	0- 0	0- 0	NON-CONFERENCE	0- 1	0- 1	1- 9			
0- 2	0- 0	0- 0	HOME	0- 0	0- 0	0- 2			
1- 6	0- 0	0- 0	AWAY	0- 1	0- 1	1- 4			
0- 3	0- 0	0- 0	NEUTRAL	0- 0	0- 0	0- 3			
4- 8	0- 0	0- 0	CONFERENCE	0- 0	0- 0	4- 8			
3- 3	0- 0	0- 0	HOME	0- 0	0- 0	3- 3			
1- 5	0- 0	0- 0	AWAY	0- 0	0- 0	1- 5			
0- 0	0- 0	0- 0	NEUTRAL	0- 0	0- 0	0- 0			

RPI S	Opponent	Score	RPI S	Opponent	Score	RPI S	Opponent	Score	RPI S	Opponent	Score	Team's RPI: 336
						53	A Dayton	42 61	103	A Saint Louis	43 71	
									165	H Brown	51 68	
									199	N Campbell	51 62	
									201	A UMBC	69 61	
									205	A Bethune-Cookman	48 50	
									212	H Robert Morris	44 58	
									225	A Richmond	37 54	
									244	A Howard	73 72	
									247	N Ark.-Pine Bluff	44 53	
									254	A Marshall	43 62	
									273	H Norfolk St.	47 56	
									277	A Savannah St.	62 66	
									277	H Savannah St.	50 43	
									280	H N.C. A&T	62 67	
									284	A Coppin St.	45 61	
									287	A Mt. St. Mary's	50 65	
									298	N Eastern Ky.	58 66	
									317	A UMKC	56 64	
									339	A Florida A&M	48 51	
									339	H Florida A&M	26 61	
									342	H N.C. Central	44 42	
									347	H Delaware St.	74 47	
									348	A South Carolina St.	46 50	
LAST 12 Division I GAMES:												
277	H Savannah St.	50 43	348	A South Carolina St.	46 50							
244	A Howard	73 72	277	A Savannah St.	62 66							
347	H Delaware St.	74 47	280	H N.C. A&T	62 67							
342	H N.C. Central	44 42	339	A Florida A&M	48 51							
339	H Florida A&M	26 61	205	A Bethune-Cookman	48 50							
284	A Coppin St.	45 61	273	H Norfolk St.	47 56							

Non-Div I Games: Washington Adventis79 28

Morgan St.

Average RPI Win:	302	WON-LOST	WINNING	LAST 10	STRENGTH OF	OPP. STRENGTH	TEAM	ADJ.	CONF.	ADJ CONF.
Average RPI Loss:	214	RECORD	PCT. RANK	GAMES	SCHEDULE	OF SCHEDULE	RPI	RPI	RPI	RPI
DIV. I ONLY	10- 16	238	7- 3	287	347	287	287	31	31	
DIV. I NON-CONF.	2- 9	293	0- 0	230	299	326	326	32	32	
TOTALS	RPI 1-25	RPI 26-50	W-L RECORDS	RPI 51-100	RPI 101-150	RPI 150+				
10- 16	0- 1	0- 0	OVERALL	0- 1	0- 2	10- 12				
7- 5	0- 0	0- 0	HOME	0- 0	0- 0	7- 5				
3- 11	0- 1	0- 0	AWAY	0- 1	0- 2	3- 7				
0- 0	0- 0	0- 0	NEUTRAL	0- 0	0- 0	0- 0				
2- 9	0- 1	0- 0	NON-CONFERENCE	0- 1	0- 2	2- 5				
2- 3	0- 0	0- 0	HOME	0- 0	0- 0	2- 3				
0- 6	0- 1	0- 0	AWAY	0- 1	0- 2	0- 2				
0- 0	0- 0	0- 0	NEUTRAL	0- 0	0- 0	0- 0				
8- 7	0- 0	0- 0	CONFERENCE	0- 0	0- 0	8- 7				
5- 2	0- 0	0- 0	HOME	0- 0	0- 0	5- 2				
3- 5	0- 0	0- 0	AWAY	0- 0	0- 0	3- 5				
0- 0	0- 0	0- 0	NEUTRAL	0- 0	0- 0	0- 0				

RPI 1-25				RPI 26-50				RPI 51-100				RPI 101+ Team's RPI: 287			
RPI	S	Opponent	Score	RPI	S	Opponent	Score	RPI	S	Opponent	Score	RPI	S	Opponent	Score
21	A	Maryland	42 106					56	A	West Virginia	45 77	146	A	Pittsburgh	54 89
												149	A	William & Mary	46 68
												186	H	Fairfield	57 70
												196	A	Sacred Heart	45 49
												196	H	Sacred Heart	61 59
												212	A	Robert Morris	58 70
												212	H	Robert Morris	44 50
												244	A	Howard	62 95
												253	H	UMES	52 63
												256	A	Saint Francis (PA)	66 58
												256	H	Saint Francis (PA)	88 97
												261	A	Loyola Maryland	53 58
												282	A	Bryant	62 78
												282	H	Bryant	61 53
												284	H	Coppin St.	54 48
												301	H	Lehigh	57 74
												316	A	Central Conn. St.	58 68
												316	H	Central Conn. St.	81 66
												324	A	St. Francis Brooklyn	62 44
												334	H	Wagner	66 47
												336	H	Morgan St.	65 50
												337	A	LIU Brooklyn	60 63
												345	A	Fairleigh Dickinson	75 71
												345	H	Fairleigh Dickinson	61 50
LAST 12 Division I GAMES:															
345	A	Fairleigh Dickinson	75 71	212	H	Robert Morris	44 50								
212	A	Robert Morris	58 70	196	A	Sacred Heart	45 49								
256	A	Saint Francis (PA)	66 58	324	A	St. Francis Brooklyn	62 44								
282	H	Bryant	61 53	345	H	Fairleigh Dickinson	61 50								
316	H	Central Conn. St.	81 66	256	H	Saint Francis (PA)	88 97								
196	H	Sacred Heart	61 59	316	A	Central Conn. St.	58 68								

Non-Div I Games:

Mt. St. Mary's

■ Loss,
 ■ Non-Conf,
 ■ S Site,
 ■ H Home
 ■ A Away
 N Neutral

Average RPI Win:	287	WON-LOST	WINNING	LAST 10	STRENGTH OF	OPP. STRENGTH	TEAM	ADJ.	CONF.	ADJ CONF.
Average RPI Loss:	165	RECORD	PCT. RANK	GAMES	SCHEDULE	OF SCHEDULE	RPI	RPI	RPI	RPI
DIV. I ONLY	9- 14	235	6- 4	299	307	280	280	32	32	
DIV. I NON-CONF.	2- 9	293	0- 0	80	74	260	260	31	31	
TOTALS	RPI 1-25	RPI 26-50	W-L RECORDS	RPI 51-100	RPI 101-150	RPI 150+				
9- 14	0- 1	1- 1	OVERALL	0- 3	0- 1	8- 8				
6- 3	0- 1	1- 1	HOME	0- 0	0- 0	5- 1				
3- 7	0- 0	0- 0	AWAY	0- 1	0- 0	3- 6				
0- 4	0- 0	0- 0	NEUTRAL	0- 2	0- 1	0- 1				
2- 9	0- 1	1- 1	NON-CONFERENCE	0- 3	0- 1	1- 3				
2- 2	0- 1	1- 1	HOME	0- 0	0- 0	1- 0				
0- 3	0- 0	0- 0	AWAY	0- 1	0- 0	0- 2				
0- 4	0- 0	0- 0	NEUTRAL	0- 2	0- 1	0- 1				
7- 5	0- 0	0- 0	CONFERENCE	0- 0	0- 0	7- 5				
4- 1	0- 0	0- 0	HOME	0- 0	0- 0	4- 1				
3- 4	0- 0	0- 0	AWAY	0- 0	0- 0	3- 4				
0- 0	0- 0	0- 0	NEUTRAL	0- 0	0- 0	0- 0				

RPI 1-25				RPI 26-50				RPI 51-100				RPI 101+ Team's RPI: 280			
RPI	S	Opponent	Score	RPI	S	Opponent	Score	RPI	S	Opponent	Score	RPI	S	Opponent	Score
12	H	UCLA	42 83	36	H	Auburn	36 68	56	N	West Virginia	64 80	129	N	Ball St.	57 76
				50	H	Ohio	63 57	81	N	Florida	38 67	179	A	Hampton	57 64
								97	A	FGCU	41 67	208	A	Appalachian St.	58 71
												224	N	Marist	64 69
												227	A	Ga. Southern	50 65
												234	H	UT Martin	74 59
												244	A	Howard	61 69
												244	H	Howard	63 55
												253	H	UMES	57 60
												273	A	Norfolk St.	53 69
												284	A	Coppin St.	57 65
												336	A	Morgan St.	67 62
												339	H	Florida A&M	65 57
												342	A	N.C. Central	62 38
												347	A	Delaware St.	68 60
												347	H	Delaware St.	83 44
												348	H	South Carolina St.	66 54
LAST 12 Division I GAMES:															
244	A	Howard	61 69	244	H	Howard	63 55								
348	H	South Carolina St.	66 54	336	A	Morgan St.	67 62								
339	H	Florida A&M	65 57	284	A	Coppin St.	57 65								
347	A	Delaware St.	68 60	253	H	UMES	57 60								
273	A	Norfolk St.	53 69	347	H	Delaware St.	83 44								
342	A	N.C. Central	62 38	179	A	Hampton	57 64								

Non-Div I Games: Francis Marion 72 65 Slippery Rock 70 59

N.C. A&T

■ Loss,
 ■ Non-Conf, S Site,
 ■ Home
 ■ Away
 N Neutral

N.C. Central

Through Games Of Feb. 19, 2017

Average RPI Win:	314	WON-LOST	WINNING	LAST 10	STRENGTH OF	OPP. STRENGTH	TEAM	ADJ.	CONF.	ADJ CONF.
Average RPI Loss:	228	RECORD	PCT. RANK	GAMES	SCHEDULE	OF SCHEDULE	RPI	RPI	RPI	RPI
DIV. I ONLY	5- 17	308	3- 7	334	342	342	342	32	32	
DIV. I NON-CONF.	0- 10	335	0- 0	205	291	343	343	31	31	
TOTALS	RPI 1-25	RPI 26-50	W-L RECORDS	RPI 51-100	RPI 101-150	RPI 150+				
5- 17	0- 0	0- 1	OVERALL	0- 1	0- 1	5- 14				
4- 6	0- 0	0- 0	HOME	0- 0	0- 0	4- 6				
1- 11	0- 0	0- 1	AWAY	0- 1	0- 1	1- 8				
0- 0	0- 0	0- 0	NEUTRAL	0- 0	0- 0	0- 0				
0- 10	0- 0	0- 1	NON-CONFERENCE	0- 1	0- 1	0- 7				
0- 4	0- 0	0- 0	HOME	0- 0	0- 0	0- 4				
0- 6	0- 0	0- 1	AWAY	0- 1	0- 1	0- 3				
0- 0	0- 0	0- 0	NEUTRAL	0- 0	0- 0	0- 0				
5- 7	0- 0	0- 0	CONFERENCE	0- 0	0- 0	5- 7				
4- 2	0- 0	0- 0	HOME	0- 0	0- 0	4- 2				
1- 5	0- 0	0- 0	AWAY	0- 0	0- 0	1- 5				
0- 0	0- 0	0- 0	NEUTRAL	0- 0	0- 0	0- 0				

RPI 1-25	RPI 26-50	RPI 51-100	RPI 101+ Team's RPI: 342
RPI S Opponent Score	RPI S Opponent Score	RPI S Opponent Score	RPI S Opponent Score
	38 A North Carolina St. 33 83	90 A Purdue 27 61	121 A Old Dominion 52 83
			179 A Hampton 36 60
			199 A Campbell 30 61
			203 H UNCG 51 64
			221 H Presbyterian 63 72
			237 A Furman 40 60
			244 H Howard 50 73
			253 A UMES 51 73
			253 H UMES 68 59
			265 H Wofford 54 64
			271 A Coastal Caro. 50 66
			273 A Norfolk St. 40 71
			280 H N.C. A&T 38 62
			284 A Coppin St. 58 46
			318 H USC Upstate 58 68
			336 A Morgan St. 42 44
			339 H Florida A&M 52 49
			347 A Delaware St. 51 55
			347 H Delaware St. 68 63
			348 H South Carolina St. 52 41
LAST 12 Division I GAMES:			
	253 A UMES 51 73	280 H N.C. A&T 38 62	
	339 H Florida A&M 52 49	244 H Howard 50 73	
	348 H South Carolina St. 52 41	179 A Hampton 36 60	
	284 A Coppin St. 58 46	273 A Norfolk St. 40 71	
	336 A Morgan St. 42 44	347 H Delaware St. 68 63	
	347 A Delaware St. 51 55	253 H UMES 68 59	

Non-Div I Games: Johnson & Wales (NC75 38 Pfeiffer 47 50

N.C. Central

Loss, Non-Conf, S Site, H Home A Away N Neutral

Average RPI Win:	308	WON-LOST	WINNING	LAST 10	STRENGTH OF	OPP. STRENGTH	TEAM	ADJ.	CONF.	ADJ CONF.
Average RPI Loss:	187	RECORD	PCT. RANK	GAMES	SCHEDULE	OF SCHEDULE	RPI	RPI	RPI	RPI
DIV. I ONLY	8- 17	267	2- 8	324	285	315	315	24	24	
DIV. I NON-CONF.	5- 8	218	0- 0	336	330	311	311	24	24	
TOTALS	RPI 1-25	RPI 26-50	W-L RECORDS	RPI 51-100	RPI 101-150	RPI 150+				
8- 17	0- 0	0- 1	OVERALL	0- 4	0- 3	8- 9				
4- 6	0- 0	0- 0	HOME	0- 1	0- 1	4- 4				
3- 11	0- 0	0- 1	AWAY	0- 3	0- 2	3- 5				
1- 0	0- 0	0- 0	NEUTRAL	0- 0	0- 0	1- 0				
5- 8	0- 0	0- 1	NON-CONFERENCE	0- 1	0- 1	5- 5				
2- 3	0- 0	0- 0	HOME	0- 0	0- 0	2- 3				
2- 5	0- 0	0- 1	AWAY	0- 1	0- 1	2- 2				
1- 0	0- 0	0- 0	NEUTRAL	0- 0	0- 0	1- 0				
3- 9	0- 0	0- 0	CONFERENCE	0- 3	0- 2	3- 4				
2- 3	0- 0	0- 0	HOME	0- 1	0- 1	2- 1				
1- 6	0- 0	0- 0	AWAY	0- 2	0- 1	1- 3				
0- 0	0- 0	0- 0	NEUTRAL	0- 0	0- 0	0- 0				

RPI 1-25	RPI 26-50	RPI 51-100	RPI 101+	Team's RPI: 315
RPI S Opponent Score	RPI S Opponent Score	RPI S Opponent Score	RPI S Opponent Score	Score
	27 Harvard 38 59	68 Bucknell 36 67	102 Saint Joseph's 36 75	
		96 Jacksonville 59 75	115 Stetson 43 77	
		96 Jacksonville 56 75	115 Stetson 37 60	
		97 FGCU 53 73	177 Columbia 51 65	
			215 Binghamton 44 68	
			244 Howard 70 55	
			274 Kennesaw St. 64 75	
			274 Kennesaw St. 56 66	
			281 Vermont 42 64	
			286 North Florida 51 61	
			286 North Florida 64 62	
			291 Lipscomb 76 53	
			291 Lipscomb 76 68	
			301 Lehigh 52 84	
			318 USC Upstate 58 75	
			334 Wagner 68 45	
			335 Chicago St. 57 42	
			337 N LIU Brooklyn 50 48	
			345 Fairleigh Dickinson 61 66	
			347 Delaware St. 57 43	
LAST 12 Division I GAMES:				
	115 Stetson 37 60	291 Lipscomb 76 68		
	286 North Florida 51 61	115 Stetson 43 77		
	96 Jacksonville 59 75	97 FGCU 53 73		
	274 Kennesaw St. 56 66	96 Jacksonville 56 75		
	291 Lipscomb 76 53	286 North Florida 64 62		
	274 Kennesaw St. 64 75	318 USC Upstate 58 75		

Non-Div I Games: St. Joseph's (Brkln87 53 Rutgers-Newark 83 52

NJIT

Loss, Non-Conf, S Site, Home Away N Neutral

Average RPI Win: 252	WON-LOST	WINNING	LAST 10	STRENGTH OF	OPP. STRENGTH	TEAM	ADJ.	CONF.	ADJ CONF.
Average RPI Loss: 120	RECORD	PCT. RANK	GAMES	SCHEDULE	OF SCHEDULE	RPI	RPI	RPI	RPI
DIV. I ONLY	19- 6	41	9- 1	310	205	117	117	23	23
DIV. I NON-CONF.	6- 4	127	0- 0	257	80	142	142	25	25
TOTALS	RPI 1-25	RPI 26-50	W-L RECORDS	RPI 51-100	RPI 101-150	RPI 150+			
19- 6	0- 1	0- 0	OVERALL	0- 2	1- 1	18- 2			
10- 1	0- 0	0- 0	HOME	0- 0	1- 0	9- 1			
9- 4	0- 1	0- 0	AWAY	0- 2	0- 0	9- 1			
0- 1	0- 0	0- 0	NEUTRAL	0- 0	0- 1	0- 0			
6- 4	0- 1	0- 0	NON-CONFERENCE	0- 1	1- 1	5- 1			
4- 0	0- 0	0- 0	HOME	0- 0	1- 0	3- 0			
2- 3	0- 1	0- 0	AWAY	0- 1	0- 0	2- 1			
0- 1	0- 0	0- 0	NEUTRAL	0- 0	0- 1	0- 0			
13- 2	0- 0	0- 0	CONFERENCE	0- 1	0- 0	13- 1			
6- 1	0- 0	0- 0	HOME	0- 0	0- 0	6- 1			
7- 1	0- 0	0- 0	AWAY	0- 1	0- 0	7- 0			
0- 0	0- 0	0- 0	NEUTRAL	0- 0	0- 0	0- 0			

RPI 1-25				RPI 26-50				RPI 51-100				RPI 101+ Team's RPI: 117			
RPI	S	Opponent	Score	RPI	S	Opponent	Score	RPI	S	Opponent	Score	RPI	S	Opponent	Score
17	A	Tennessee	55 85					59	A	Wake Forest	65 75	143	N	Arkansas	67 70
								68	A	Bucknell	64 67	144	H	Iona	73 68
												157	A	Army West Point	63 58
												157	H	Army West Point	67 62
												180	H	Hofstra	78 69
												181	H	Cleveland St.	88 63
												183	A	George Mason	64 68
												239	A	Boston U.	62 59
												239	H	Boston U.	55 41
												242	H	Liberty	67 66
												252	A	Colgate	80 67
												252	H	Colgate	61 69
												261	A	Loyola Maryland	55 43
												261	H	Loyola Maryland	77 51
												288	A	Nevada	79 62
												301	A	Lehigh	66 64
												301	H	Lehigh	79 44
												312	A	Holy Cross	73 71
												312	H	Holy Cross	57 56
												319	A	Lafayette	68 65
												319	H	Lafayette	76 41
												323	A	Air Force	64 46
LAST 12 Division I GAMES:															
157	H	Army West Point	67 62	312	A	Holy Cross	73 71								
301	H	Lehigh	79 44	157	A	Army West Point	63 58								
319	A	Lafayette	68 65	301	A	Lehigh	66 64								
261	A	Loyola Maryland	55 43	319	H	Lafayette	76 41								
252	H	Colgate	61 69	261	H	Loyola Maryland	77 51								
239	H	Boston U.	55 41	252	A	Colgate	80 67								

Non-Div I Games: Goucher 93 40

Navy

■ Loss,
 ■ Non-Conf,
 ■ S Site,
 ■ H Home
 ■ A Away
 N Neutral

Nebraska

Through Games Of Feb. 19, 2017

Average RPI Win:	151	WON-LOST	WINNING	LAST 10	STRENGTH OF	OPP. STRENGTH	TEAM	ADJ.	CONF.	ADJ CONF.
Average RPI Loss:	63	RECORD	PCT. RANK	GAMES	SCHEDULE	OF SCHEDULE	RPI	RPI	RPI	RPI
DIV. I ONLY	6- 20	307	2- 8	19	35	193	193	6	6	
DIV. I NON-CONF.	4- 8	230	0- 0	16	9	158	158	6	6	
TOTALS	RPI 1-25	RPI 26-50	W-L RECORDS	RPI 51-100	RPI 101-150	RPI 150+				
6- 20	0- 4	1- 7	OVERALL	1- 7	0- 0	4- 2				
6- 9	0- 3	1- 3	HOME	1- 3	0- 0	4- 0				
0- 9	0- 1	0- 3	AWAY	0- 3	0- 0	0- 2				
0- 2	0- 0	0- 1	NEUTRAL	0- 1	0- 0	0- 0				
4- 8	0- 3	0- 2	NON-CONFERENCE	1- 3	0- 0	3- 0				
4- 4	0- 2	0- 1	HOME	1- 1	0- 0	3- 0				
0- 2	0- 1	0- 0	AWAY	0- 1	0- 0	0- 0				
0- 2	0- 0	0- 1	NEUTRAL	0- 1	0- 0	0- 0				
2- 12	0- 1	1- 5	CONFERENCE	0- 4	0- 0	1- 2				
2- 5	0- 1	1- 2	HOME	0- 2	0- 0	1- 0				
0- 7	0- 0	0- 3	AWAY	0- 2	0- 0	0- 2				
0- 0	0- 0	0- 0	NEUTRAL	0- 0	0- 0	0- 0				

RPI	S	Opponent	Score	RPI	S	Opponent	Score	RPI	S	Opponent	Score	RPI	S	Opponent	Score	Team's RPI: 193
1	H	UConn	41 84	26	A	Ohio St.	75 95	51	H	Colorado St.	62 59	151	H	Omaha	66 58	
16	A	Creighton	64 80	26	H	Ohio St.	69 87	64	H	Northwestern	58 62	188	A	Illinois	59 79	
21	H	Maryland	49 93	35	H	Drake	70 84	67	H	Minnesota	69 79	195	H	San Jose St.	83 61	
22	H	Missouri	35 55	37	H	Michigan	51 84	70	H	California	65 86	211	A	Wisconsin	56 82	
				42	A	Michigan St.	73 93	74	A	Penn St.	69 86	213	H	Rutgers	62 58	
				45	N	Virginia	51 73	85	A	Virginia Tech	67 76	248	H	UTRGV	71 53	
				46	A	Iowa	72 75	90	A	Purdue	45 88					
				47	H	Indiana	67 64	95	N	Washington St.	65 79					
LAST 12 Division I GAMES:																
47	H	Indiana	67 64	37	H	Michigan	51 84									
26	H	Ohio St.	69 87	74	A	Penn St.	69 86									
211	A	Wisconsin	56 82	188	A	Illinois	59 79									
67	H	Minnesota	69 79	213	H	Rutgers	62 58									
26	A	Ohio St.	75 95	42	A	Michigan St.	73 93									
90	A	Purdue	45 88	21	H	Maryland	49 93									

Non-Div I Games:

Nebraska

■ Loss,
■ Non-Conf,
■ S Site,
■ H Home
■ A Away
N Neutral

Average RPI Win: 249	WON-LOST	WINNING	LAST 10	STRENGTH OF	OPP. STRENGTH	TEAM	ADJ.	CONF.	ADJ CONF.
Average RPI Loss: 168	RECORD	PCT. RANK	GAMES	SCHEDULE	OF SCHEDULE	RPI	RPI	RPI	RPI
DIV. I ONLY	9- 15	244	4- 6	312	154	288	288	13	13
DIV. I NON-CONF.	5- 5	165	0- 0	318	200	269	269	15	15
TOTALS	RPI 1-25	RPI 26-50	W-L RECORDS	RPI 51-100	RPI 101-150	RPI 150+			
9- 15	0- 0	0- 0	OVERALL	1- 2	1- 5	7- 8			
6- 8	0- 0	0- 0	HOME	1- 1	1- 4	4- 3			
3- 7	0- 0	0- 0	AWAY	0- 1	0- 1	3- 5			
0- 0	0- 0	0- 0	NEUTRAL	0- 0	0- 0	0- 0			
5- 5	0- 0	0- 0	NON-CONFERENCE	0- 1	1- 2	4- 2			
3- 4	0- 0	0- 0	HOME	0- 1	1- 2	2- 1			
2- 1	0- 0	0- 0	AWAY	0- 0	0- 0	2- 1			
0- 0	0- 0	0- 0	NEUTRAL	0- 0	0- 0	0- 0			
4- 10	0- 0	0- 0	CONFERENCE	1- 1	0- 3	3- 6			
3- 4	0- 0	0- 0	HOME	1- 0	0- 2	2- 2			
1- 6	0- 0	0- 0	AWAY	0- 1	0- 1	1- 4			
0- 0	0- 0	0- 0	NEUTRAL	0- 0	0- 0	0- 0			

RPI 1-25			RPI 26-50			RPI 51-100			RPI 101+			Team's RPI: 288			
RPI	S	Opponent	Score	RPI	S	Opponent	Score	RPI	S	Opponent	Score	RPI	S	Opponent	Score
								71	H	Boise St.	69 62	112	H	Wyoming	59 72
								75	H	Utah	50 80	117	H	Navy	62 79
								88	A	UNLV	41 60	119	H	Long Beach St.	93 97
												139	A	New Mexico	50 59
												139	H	New Mexico	63 69
												150	H	Memphis	75 67
												174	A	Fresno St.	54 68
												174	H	Fresno St.	70 71
												191	A	Utah St.	57 60
												191	H	Utah St.	69 81
												195	A	San Jose St.	84 107
												229	A	San Diego	54 70
												258	H	Portland	72 59
												264	A	San Diego St.	78 83
												264	H	San Diego St.	88 65
												268	H	Hawaii	67 59
												279	A	Sacramento St.	99 95
												308	A	Pepperdine	69 60
												320	H	UC Irvine	59 72
												323	A	Air Force	56 51
												323	H	Air Force	65 58
LAST 12 Division I GAMES:															
				191	A	Utah St.	57 60					71	H	Boise St.	69 62
				323	H	Air Force	65 58					174	A	Fresno St.	54 68
				264	H	San Diego St.	88 65					323	A	Air Force	56 51
				88	A	UNLV	41 60					112	H	Wyoming	59 72
				191	H	Utah St.	69 81					139	H	New Mexico	63 69
				139	A	New Mexico	50 59					264	A	San Diego St.	78 83

Non-Div I Games: Holy Names 70 42

Nevada

■ Loss,
 ■ Non-Conf,
 ■ S Site,
 ■ Home
 ■ A Away
 N Neutral

New Hampshire

Through Games Of Feb. 19, 2017

Average RPI Win:	228	WON-LOST	WINNING	LAST 10	STRENGTH OF	OPP. STRENGTH	TEAM	ADJ.	CONF.	ADJ CONF.
Average RPI Loss:	105	RECORD	PCT. RANK	GAMES	SCHEDULE	OF SCHEDULE	RPI	RPI	RPI	RPI
DIV. I ONLY	22- 4	11	9- 1	255	213	73	73	22	22	
DIV. I NON-CONF.	9- 3	63	0- 0	279	231	118	118	22	22	
TOTALS	RPI 1-25	RPI 26-50	W-L RECORDS	RPI 51-100	RPI 101-150	RPI 150+				
22- 4	0- 1	0- 0	OVERALL	0- 0	3- 3	19- 0				
12- 1	0- 0	0- 0	HOME	0- 0	2- 1	10- 0				
10- 3	0- 1	0- 0	AWAY	0- 0	1- 2	9- 0				
0- 0	0- 0	0- 0	NEUTRAL	0- 0	0- 0	0- 0				
9- 3	0- 1	0- 0	NON-CONFERENCE	0- 0	0- 2	9- 0				
5- 1	0- 0	0- 0	HOME	0- 0	0- 1	5- 0				
4- 2	0- 1	0- 0	AWAY	0- 0	0- 1	4- 0				
0- 0	0- 0	0- 0	NEUTRAL	0- 0	0- 0	0- 0				
13- 1	0- 0	0- 0	CONFERENCE	0- 0	3- 1	10- 0				
7- 0	0- 0	0- 0	HOME	0- 0	2- 0	5- 0				
6- 1	0- 0	0- 0	AWAY	0- 0	1- 1	5- 0				
0- 0	0- 0	0- 0	NEUTRAL	0- 0	0- 0	0- 0				

RPI 1-25				RPI 26-50				RPI 51-100				Team's RPI: 73		RPI 101+			
RPI	S	Opponent	Score	RPI	S	Opponent	Score	RPI	S	Opponent	Score	RPI	S	Opponent	Score		
15	A	Kentucky	43 92									122	A	Cornell	56 61		
												140	A	Albany (NY)	55 64		
												140	H	Albany (NY)	71 58		
												141	A	Maine	65 57		
												141	H	Maine	50 44		
												142	H	Yale	58 64		
												154	A	Northeastern	66 63		
												171	A	Hartford	62 57		
												171	H	Hartford	58 50		
												178	A	Siena	77 67		
												196	H	Sacred Heart	71 43		
												201	H	UMBC	60 50		
												215	A	Binghamton	70 62		
												215	H	Binghamton	76 69		
												238	H	Dartmouth	64 47		
												239	A	Boston U.	59 51		
												255	A	Stony Brook	56 45		
												255	H	Stony Brook	49 46		
												260	A	Manhattan	59 42		
LAST 12 Division I GAMES:																	
				171	A	Hartford	62 57					201	H	UMBC	60 50		
				141	A	Maine	65 57					344	A	UMass Lowell	76 57		
				215	H	Binghamton	76 69					171	H	Hartford	58 50		
				281	H	Vermont	66 47					141	H	Maine	50 44		
				140	A	Albany (NY)	55 64					281	A	Vermont	57 49		
				255	A	Stony Brook	56 45					215	A	Binghamton	70 62		
												281	H	Vermont	66 47		
												282	H	Bryant	62 60		
												316	H	Central Conn. St.	56 52		
												334	H	Wagner	73 40		
												344	A	UMass Lowell	76 57		

Non-Div I Games: New England Col. 58 38

New Hampshire

■ Loss,
■ Non-Conf,
■ S Site,
■ H Home
■ A Away
N Neutral

Average RPI Win:	219	WON-LOST	WINNING	LAST 10	STRENGTH OF	OPP. STRENGTH	TEAM	ADJ.	CONF.	ADJ CONF.
Average RPI Loss:	94	RECORD	PCT. RANK	GAMES	SCHEDULE	OF SCHEDULE	RPI	RPI	RPI	RPI
DIV. I ONLY	14- 11	138	6- 3	116	136	139	139	13	13	
DIV. I NON-CONF.	4- 6	209	0- 0	161	102	239	239	15	15	
TOTALS	RPI 1-25	RPI 26-50	W-L RECORDS	RPI 51-100	RPI 101-150	RPI 150+				
14- 11	0- 0	0- 1	OVERALL	2- 6	0- 2	12- 2				
10- 5	0- 0	0- 0	HOME	2- 3	0- 1	8- 1				
4- 6	0- 0	0- 1	AWAY	0- 3	0- 1	4- 1				
0- 0	0- 0	0- 0	NEUTRAL	0- 0	0- 0	0- 0				
4- 6	0- 0	0- 1	NON-CONFERENCE	1- 2	0- 1	3- 2				
4- 3	0- 0	0- 0	HOME	1- 1	0- 1	3- 1				
0- 3	0- 0	0- 1	AWAY	0- 1	0- 0	0- 1				
0- 0	0- 0	0- 0	NEUTRAL	0- 0	0- 0	0- 0				
10- 5	0- 0	0- 0	CONFERENCE	1- 4	0- 1	9- 0				
6- 2	0- 0	0- 0	HOME	1- 2	0- 0	5- 0				
4- 3	0- 0	0- 0	AWAY	0- 2	0- 1	4- 0				
0- 0	0- 0	0- 0	NEUTRAL	0- 0	0- 0	0- 0				

RPI 1-25				RPI 26-50				RPI 51-100				RPI 101+				Team's RPI: 139
RPI	S	Opponent	Score	RPI	S	Opponent	Score	RPI	S	Opponent	Score	RPI	S	Opponent	Score	
				40	A	Marquette	52 62	51	H	Colorado St.	63 78	102	H	Saint Joseph's	67 79	
								67	H	Minnesota	65 69	112	A	Wyoming	52 68	
								71	A	Boise St.	62 64	159	H	Tulsa	64 67	
								71	H	Boise St.	75 68	163	A	New Mexico St.	70 77	
								88	A	UNLV	42 56	163	H	New Mexico St.	84 55	
								88	H	UNLV	52 61	174	A	Fresno St.	80 54	
								93	H	SMU	64 49	174	H	Fresno St.	66 57	
								98	A	Texas Tech	58 69	191	A	Utah St.	68 58	
												191	H	Utah St.	78 67	
												195	A	San Jose St.	82 72	
												264	H	San Diego St.	85 42	
												288	A	Nevada	69 63	
												288	H	Nevada	59 50	
												302	H	UTEP	79 66	
												323	H	Air Force	81 64	
												345	H	Fairleigh Dickinson	83 56	
LAST 12 Division I GAMES:																
				174	H	Fresno St.	66 57	191	A	Utah St.	68 58					
				71	A	Boise St.	62 64	112	A	Wyoming	52 68					
				323	H	Air Force	81 64	71	H	Boise St.	75 68					
				195	A	San Jose St.	82 72	51	H	Colorado St.	63 78					
				88	H	UNLV	52 61	88	A	UNLV	42 56					
				288	H	Nevada	59 50	288	A	Nevada	69 63					

Non-Div I Games: Northern N.M. 87 47

New Mexico

■ Loss,
 ■ Non-Conf, S Site,
 ■ Home
 ■ Away
 N Neutral

Average RPI Win:	271	WON-LOST	WINNING	LAST 10	STRENGTH OF	OPP. STRENGTH	TEAM	ADJ.	CONF.	ADJ CONF.
Average RPI Loss:	134	RECORD	PCT. RANK	GAMES	SCHEDULE	OF SCHEDULE	RPI	RPI	RPI	RPI
DIV. I ONLY	17- 6	53	10- 0	328	243	163	163	29	29	
DIV. I NON-CONF.	6- 6	165	0- 0	291	125	212	212	29	29	
TOTALS	RPI 1-25	RPI 26-50	W-L RECORDS	RPI 51-100	RPI 101-150	RPI 150+				
17- 6	0- 0	0- 1	OVERALL	0- 1	1- 2	16- 2				
10- 1	0- 0	0- 0	HOME	0- 0	1- 1	9- 0				
6- 2	0- 0	0- 0	AWAY	0- 0	0- 1	6- 1				
1- 3	0- 0	0- 1	NEUTRAL	0- 1	0- 0	1- 1				
6- 6	0- 0	0- 1	NON-CONFERENCE	0- 1	1- 2	5- 2				
3- 1	0- 0	0- 0	HOME	0- 0	1- 1	2- 0				
2- 2	0- 0	0- 0	AWAY	0- 0	0- 1	2- 1				
1- 3	0- 0	0- 1	NEUTRAL	0- 1	0- 0	1- 1				
11- 0	0- 0	0- 0	CONFERENCE	0- 0	0- 0	11- 0				
7- 0	0- 0	0- 0	HOME	0- 0	0- 0	7- 0				
4- 0	0- 0	0- 0	AWAY	0- 0	0- 0	4- 0				
0- 0	0- 0	0- 0	NEUTRAL	0- 0	0- 0	0- 0				

RPI 1-25			RPI 26-50			RPI 51-100			RPI 101+ Team's RPI: 163		
RPI	S	Opponent	Score	RPI	S	RPI	S	Opponent	Score	RPI	S
				43	N			Quinnipiac	46 49	111	H
						88	N	UNLV	47 52		
								Arizona	63 74		
								New Mexico	55 84		
								New Mexico	77 70		
								Santa Clara	46 60		
								San Jose St.	66 55		
								Seattle U	73 69		
								Grand Canyon	81 65		
								Grand Canyon	67 60		
								UTRGV	87 67		
								Hawaii	53 56		
								CSU Bakersfield	64 55		
								CSU Bakersfield	69 55		
								Sacramento St.	99 73		
								UTEP	67 59		
								Northern Ariz.	79 68		
								Pepperdine	75 66		
								UMKC	60 43		
								UMKC	78 72		
								Utah Valley	63 46		
								Chicago St.	65 54		
								Chicago St.	100 63		
LAST 12 Division I GAMES:											
248	H	UTRGV	87 67	317	A	UMKC	60 43				
218	H	Grand Canyon	67 60	276	A	CSU Bakersfield	64 55				
276	H	CSU Bakersfield	69 55	218	A	Grand Canyon	81 65				
335	A	Chicago St.	65 54	335	H	Chicago St.	100 63				
331	H	Utah Valley	63 46	317	H	UMKC	78 72				
214	H	Seattle U	73 69	155	N	Santa Clara	46 60				

Non-Div I Games: N.M. Highlands 94 37 Western N.M. 85 28

New Mexico St.

Loss, Non-Conf, S Site, H Home A Away N Neutral

Average RPI Win:	295	WON-LOST	WINNING	LAST 10	STRENGTH OF	OPP. STRENGTH	TEAM	ADJ.	CONF.	ADJ CONF.
Average RPI Loss:	135	RECORD	PCT. RANK	GAMES	SCHEDULE	OF SCHEDULE	RPI	RPI	RPI	RPI
DIV. I ONLY	10- 11	190	6- 4	210	298	200	200	27	27	
DIV. I NON-CONF.	2- 5	259	0- 0	68	162	177	177	27	27	
TOTALS	RPI 1-25	RPI 26-50	W-L RECORDS	RPI 51-100	RPI 101-150	RPI 150+				
10- 11	0- 1	0- 0	OVERALL	0- 2	0- 6	10- 2				
6- 3	0- 0	0- 0	HOME	0- 0	0- 2	6- 1				
4- 8	0- 1	0- 0	AWAY	0- 2	0- 4	4- 1				
0- 0	0- 0	0- 0	NEUTRAL	0- 0	0- 0	0- 0				
2- 5	0- 1	0- 0	NON-CONFERENCE	0- 1	0- 2	2- 1				
1- 1	0- 0	0- 0	HOME	0- 0	0- 0	1- 1				
1- 4	0- 1	0- 0	AWAY	0- 1	0- 2	1- 0				
0- 0	0- 0	0- 0	NEUTRAL	0- 0	0- 0	0- 0				
8- 6	0- 0	0- 0	CONFERENCE	0- 1	0- 4	8- 1				
5- 2	0- 0	0- 0	HOME	0- 0	0- 2	5- 0				
3- 4	0- 0	0- 0	AWAY	0- 1	0- 2	3- 1				
0- 0	0- 0	0- 0	NEUTRAL	0- 0	0- 0	0- 0				

RPI	S	Opponent	Score	RPI	S	Opponent	Score	RPI	S	Opponent	Score	RPI	S	Opponent	Score	Team's RPI: 200
8	A	Texas	48 80					65	A	Iowa St.	63 100	107	A	SFA	61 88	
								100	A	Abilene Christian	55 68	116	H	Central Ark.	51 55	
												125	A	Southern Miss.	53 78	
												130	A	Lamar University	42 73	
												130	H	Lamar University	55 66	
												131	A	Alabama	57 78	
												217	H	Texas Southern	63 57	
												241	H	South Ala.	62 65	
												249	A	Jacksonville St.	81 79	
												269	A	McNeese	71 59	
												269	H	McNeese	92 85	
												297	H	Nicholls St.	81 77	
												303	H	A&M-Corpus Christi	75 54	
												327	A	Southeastern La.	70 85	
												332	A	Incarnate Word	71 67	
												332	H	Incarnate Word	84 58	
												341	A	Houston Baptist	73 63	
												343	H	Sam Houston St.	78 49	
LAST 12 Division I GAMES:																
269	H	McNeese	92 85	269	A	McNeese	71 59									
327	A	Southeastern La.	70 85	116	H	Central Ark.	51 55									
332	H	Incarnate Word	84 58	341	A	Houston Baptist	73 63									
297	H	Nicholls St.	81 77	343	H	Sam Houston St.	78 49									
130	H	Lamar University	55 66	332	A	Incarnate Word	71 67									
107	A	SFA	61 88	130	A	Lamar University	42 73									

Non-Div I Games: Blue Mountain 75 37 Crowley's Ridge 123 33 Trinity Baptist 100 35

New Orleans

Loss, Non-Conf, S Site, H Home A Away N Neutral

Niagara

Through Games Of Feb. 19, 2017

Average RPI Win:	235	WON-LOST	WINNING	LAST 10	STRENGTH OF	OPP. STRENGTH	TEAM	ADJ.	CONF.	ADJ CONF.
Average RPI Loss:	138	RECORD	PCT. RANK	GAMES	SCHEDULE	OF SCHEDULE	RPI	RPI	RPI	RPI
DIV. I ONLY	8- 19	281	3- 7	132	183	240	240	18	18	
DIV. I NON-CONF.	3- 6	230	0- 0	8	126	89	89	17	17	
TOTALS	RPI 1-25	RPI 26-50	W-L RECORDS	RPI 51-100	RPI 101-150	RPI 150+				
8- 19	0- 1	0- 4	OVERALL	0- 2	0- 4	8- 8				
5- 8	0- 1	0- 1	HOME	0- 0	0- 2	5- 4				
3- 11	0- 0	0- 3	AWAY	0- 2	0- 2	3- 4				
0- 0	0- 0	0- 0	NEUTRAL	0- 0	0- 0	0- 0				
3- 6	0- 1	0- 2	NON-CONFERENCE	0- 2	0- 1	3- 0				
2- 1	0- 1	0- 0	HOME	0- 0	0- 0	2- 0				
1- 5	0- 0	0- 2	AWAY	0- 2	0- 1	1- 0				
0- 0	0- 0	0- 0	NEUTRAL	0- 0	0- 0	0- 0				
5- 13	0- 0	0- 2	CONFERENCE	0- 0	0- 3	5- 8				
3- 7	0- 0	0- 1	HOME	0- 0	0- 2	3- 4				
2- 6	0- 0	0- 1	AWAY	0- 0	0- 1	2- 4				
0- 0	0- 0	0- 0	NEUTRAL	0- 0	0- 0	0- 0				

RPI	S	Opponent	Score	RPI	S	Opponent	Score	RPI	S	Opponent	Score	RPI	S	Opponent	Score	Team's RPI: 240
21	H	Maryland	64 96	32	A	Syracuse	60 109	54	A	Drexel	57 69	109	H	Rider	58 78	
				37	A	Michigan	35 107	80	A	Buffalo	63 73	120	A	Fordham	69 92	
				43	A	Quinnipiac	45 61					144	A	Iona	61 68	
				43	H	Quinnipiac	64 71					144	H	Iona	55 65	
												171	H	Hartford	75 62	
												178	A	Siena	53 71	
												178	H	Siena	68 70	
												181	A	Cleveland St.	67 49	
												186	A	Fairfield	63 66	
												186	H	Fairfield	55 65	
												224	A	Marist	68 53	
												224	H	Marist	58 60	
												226	H	Monmouth	66 45	
												231	H	St. Bonaventure	65 43	
												260	A	Manhattan	62 59	
												260	H	Manhattan	65 42	
												262	A	Canisius	41 52	
												262	H	Canisius	57 65	
												325	A	Saint Peter's	66 78	
												325	H	Saint Peter's	71 63	
LAST 12 Division I GAMES:																
325	H	Saint Peter's	71 63	186	A	Fairfield	63 66									
178	H	Siena	68 70	43	A	Quinnipiac	45 61									
224	A	Marist	68 53	186	H	Fairfield	55 65									
262	A	Canisius	41 52	262	H	Canisius	57 65									
260	H	Manhattan	65 42	260	A	Manhattan	62 59									
144	H	Iona	55 65	144	A	Iona	61 68									

Non-Div I Games:

Niagara

■ Loss,
 ■ Non-Conf,
 ■ S Site,
 ■ H Home
 ■ A Away
 N Neutral

Average RPI Win:	292	WON-LOST	WINNING	LAST 10	STRENGTH OF	OPP. STRENGTH	TEAM	ADJ.	CONF.	ADJ CONF.
Average RPI Loss:	191	RECORD	PCT. RANK	GAMES	SCHEDULE	OF SCHEDULE	RPI	RPI	RPI	RPI
DIV. I ONLY	8- 17	267	3- 7	283	322	297	297	27	27	
DIV. I NON-CONF.	3- 8	262	0- 0	234	340	292	292	27	27	
TOTALS	RPI 1-25	RPI 26-50	W-L RECORDS	RPI 51-100	RPI 101-150	RPI 150+				
8- 17	0- 0	0- 0	OVERALL	0- 3	1- 5	7- 9				
5- 5	0- 0	0- 0	HOME	0- 1	1- 3	4- 1				
3- 11	0- 0	0- 0	AWAY	0- 0	0- 0	3- 1				
0- 1	0- 0	0- 0	NEUTRAL	0- 0	0- 0	0- 1				
3- 8	0- 0	0- 0	NON-CONFERENCE	0- 2	0- 2	3- 4				
2- 1	0- 0	0- 0	HOME	0- 0	0- 1	2- 0				
1- 6	0- 0	0- 0	AWAY	0- 2	0- 1	1- 3				
0- 1	0- 0	0- 0	NEUTRAL	0- 0	0- 0	0- 1				
5- 9	0- 0	0- 0	CONFERENCE	0- 1	1- 3	4- 5				
3- 4	0- 0	0- 0	HOME	0- 1	1- 2	2- 1				
2- 5	0- 0	0- 0	AWAY	0- 0	0- 1	2- 4				
0- 0	0- 0	0- 0	NEUTRAL	0- 0	0- 0	0- 0				

RPI S	Opponent	Score	RPI S	Opponent	Score	RPI S	Opponent	Score	RPI S	Opponent	Score	Team's RPI: 297
77	A Gonzaga	46 78				104	H Troy	75 100				
96	A Jacksonville	71 76				107	A SFA	55 80				
100	H Abilene Christian	73 89				107	H SFA	77 82				
						116	H Central Ark.	52 61				
						130	H Lamar University	78 67				
						150	A Memphis	62 73				
						161	A Louisiana Tech	52 68				
						200	A New Orleans	77 81				
						219	A Grambling	71 60				
						249	A Jacksonville St.	52 75				
						269	A McNeese	52 59				
						286	N North Florida	74 77				
						292	A Prairie View	67 69				
						299	A Northwestern St.	58 75				
						303	A A&M-Corpus Christi	60 65				
						303	H A&M-Corpus Christi	74 54				
						327	A Southeastern La.	76 60				
						329	H La.-Monroe	73 54				
						332	H Incarnate Word	52 78				
						341	H Houston Baptist	76 57				
						343	A Sam Houston St.	66 59				
						346	H Jackson St.	83 76				
LAST 12 Division I GAMES:												
269	A McNeese	52 59	341	H Houston Baptist	76 57							
116	H Central Ark.	52 61	130	H Lamar University	78 67							
107	H SFA	77 82	100	H Abilene Christian	73 89							
200	A New Orleans	77 81	107	A SFA	55 80							
327	A Southeastern La.	76 60	299	A Northwestern St.	58 75							
303	A A&M-Corpus Christi	60 65	343	A Sam Houston St.	66 59							

Non-Div I Games:

Nicholls St.

■ Loss,
 ■ Non-Conf,
 ■ S Site,
 ■ Home
 ■ A Away
 N Neutral

Non-Conference				Through Games Of Feb. 15, 1917						
Average RPI Win:	310	WON-LOST	WINNING	LAST 10	STRENGTH OF	OPP. STRENGTH	TEAM	ADJ.	CONF.	ADJ CONF.
Average RPI Loss:	205	RECORD	PCT. RANK	GAMES	SCHEDULE	OF SCHEDULE	RPI	RPI	RPI	RPI
DIV. I ONLY	12- 11	158	6- 4	348	332	273	273	32	32	
DIV. I NON-CONF.	3- 7	250	0- 0	303	272	259	259	31	31	
TOTALS	RPI 1-25	RPI 26-50	W-L RECORDS	RPI 51-100	RPI 101-150	RPI 150+				
12- 11	0- 0	0- 0	OVERALL	0- 0	0- 2	12- 9				
5- 3	0- 0	0- 0	HOME	0- 0	0- 1	5- 2				
7- 7	0- 0	0- 0	AWAY	0- 0	0- 1	7- 6				
0- 1	0- 0	0- 0	NEUTRAL	0- 0	0- 0	0- 1				
3- 7	0- 0	0- 0	NON-CONFERENCE	0- 0	0- 2	3- 5				
0- 1	0- 0	0- 0	HOME	0- 0	0- 1	0- 0				
3- 5	0- 0	0- 0	AWAY	0- 0	0- 1	3- 4				
0- 1	0- 0	0- 0	NEUTRAL	0- 0	0- 0	0- 1				
9- 4	0- 0	0- 0	CONFERENCE	0- 0	0- 0	9- 4				
5- 2	0- 0	0- 0	HOME	0- 0	0- 0	5- 2				
4- 2	0- 0	0- 0	AWAY	0- 0	0- 0	4- 2				
0- 0	0- 0	0- 0	NEUTRAL	0- 0	0- 0	0- 0				

RPI 1-25				RPI 26-50				RPI 51-100				RPI 101+			
RPI	S	Opponent	Score	RPI	S	Opponent	Score	RPI	S	Opponent	Score	RPI	S	Opponent	Score
												121	A	Old Dominion	54 65
												149	H	William & Mary	52 65
												171	N	Hartford	51 61
												179	H	Hampton	57 58
												183	A	George Mason	33 60
												202	A	Towson	58 61
												203	A	UNCG	52 59
												205	H	Bethune-Cookman	58 68
												222	A	UNCW	56 64
												253	H	UMES	74 43
												270	A	High Point	63 60
												277	A	Savannah St.	53 59
												277	H	Savannah St.	61 55
												280	H	N.C. A&T	69 53
												284	A	Coppin St.	49 45
												301	A	Lehigh	81 57
												336	A	Morgan St.	56 47
												338	A	Longwood	85 56
												339	A	Florida A&M	51 59
												342	H	N.C. Central	71 40
												347	A	Delaware St.	82 74
												348	A	South Carolina St.	68 53
												348	H	South Carolina St.	83 68
LAST 12 Division I GAMES:															
				339	A	Florida A&M	51 59	205	H	Bethune-Cookman	58 68				
				348	H	South Carolina St.	83 68	284	A	Coppin St.	49 45				
				253	H	UMES	74 43	179	H	Hampton	57 58				
				277	A	Savannah St.	53 59	347	A	Delaware St.	82 74				
				348	A	South Carolina St.	68 53	342	H	N.C. Central	71 40				
				280	H	N.C. A&T	69 53	277	H	Savannah St.	61 55				

Non-Div I Games:	Lincoln (PA)	62	28	Saint Augustine's	99	59
------------------	--------------	----	----	-------------------	----	----

Norfolk St.

Loss, Non-Conf, S Site, H Home A Away N Neutral

North Carolina

Through Games Of Feb. 19, 2017

Average RPI Win:	164	WON-LOST	WINNING	LAST 10	STRENGTH OF	OPP. STRENGTH	TEAM	ADJ.	CONF.	ADJ CONF.
Average RPI Loss:	55	RECORD	PCT. RANK	GAMES	SCHEDULE	OF SCHEDULE	RPI	RPI	RPI	RPI
DIV. I ONLY	14- 13	164	3- 5	51	57	106	106	3	3	
DIV. I NON-CONF.	11- 2	23	1- 0	176	212	71	71	4	4	
TOTALS	RPI 1-25	RPI 26-50	W-L RECORDS	RPI 51-100	RPI 101-150	RPI 150+				
14- 13	1- 5	2- 3	OVERALL	4- 2	0- 2	7- 1				
11- 4	1- 2	2- 0	HOME	2- 1	0- 0	6- 1				
1- 7	0- 3	0- 1	AWAY	0- 1	0- 2	1- 0				
2- 2	0- 0	0- 2	NEUTRAL	2- 0	0- 0	0- 0				
11- 2	1- 0	0- 2	NON-CONFERENCE	3- 0	0- 0	7- 0				
8- 0	1- 0	0- 0	HOME	1- 0	0- 0	6- 0				
1- 0	0- 0	0- 0	AWAY	0- 0	0- 0	1- 0				
2- 2	0- 0	0- 2	NEUTRAL	2- 0	0- 0	0- 0				
3- 11	0- 5	2- 1	CONFERENCE	1- 2	0- 2	0- 1				
3- 4	0- 2	2- 0	HOME	1- 1	0- 0	0- 1				
0- 7	0- 3	0- 1	AWAY	0- 1	0- 2	0- 0				
0- 0	0- 0	0- 0	NEUTRAL	0- 0	0- 0	0- 0				

RPI S	Opponent	Score	RPI S	Opponent	Score	RPI S	Opponent	Score	RPI S	Opponent	Score	Team's RPI: 106
2	H Notre Dame	55 77	30	N LSU	43 70	52	H Georgia Tech	89 88	108	A Clemson	67 78	
7	A Duke	58 70	32	A Syracuse	64 95	59	H Wake Forest	77 80	146	A Pittsburgh	48 68	
11	H Florida St.	77 90	34	N South Fla.	55 83	67	N Minnesota	91 77	167	H Boston College	77 88	
13	A Louisville	57 87	38	H North Carolina St.	83 70	68	H Bucknell	65 50	209	H Alabama St.	84 54	
18	A Miami (FL)	88 100	45	H Virginia	67 58	85	A Virginia Tech	68 76	211	A Wisconsin	72 59	
25	H Elon	78 73				96	N Jacksonville	87 57	251	H Charleston So.	93 77	
									254	H Marshall	75 53	
									284	H Coppin St.	90 55	
									348	H South Carolina St.	82 49	
									349	H Alabama A&M	80 35	
LAST 12 Division I GAMES:												
67	N Minnesota	91 77	38	H North Carolina St.	83 70							
13	A Louisville	57 87	18	A Miami (FL)	88 100							
52	H Georgia Tech	89 88	2	H Notre Dame	55 77							
32	A Syracuse	64 95	59	H Wake Forest	77 80							
167	H Boston College	77 88	146	A Pittsburgh	48 68							
108	A Clemson	67 78	7	A Duke	58 70							

Non-Div I Games:

North Carolina

Loss, Non-Conf, S Site, H Home A Away N Neutral

Average RPI Win:	149	WON-LOST	WINNING	LAST 10	STRENGTH OF	OPP. STRENGTH	TEAM	ADJ.	CONF.	ADJ CONF.
Average RPI Loss:	45	RECORD	PCT. RANK	GAMES	SCHEDULE	OF SCHEDULE	RPI	RPI	RPI	RPI
DIV. I ONLY	20- 7	48	7- 3	71	39	38	38	3	3	
DIV. I NON-CONF.	10- 3	54	0- 0	263	145	116	116	4	4	
TOTALS	RPI 1-25	RPI 26-50	W-L RECORDS	RPI 51-100	RPI 101-150	RPI 150+				
20- 7	4- 2	1- 3	OVERALL	3- 1	2- 1	10- 0				
13- 2	2- 1	1- 0	HOME	1- 1	2- 0	7- 0				
6- 3	2- 0	0- 2	AWAY	2- 0	0- 1	2- 0				
1- 2	0- 1	0- 1	NEUTRAL	0- 0	0- 0	1- 0				
10- 3	0- 1	1- 2	NON-CONFERENCE	0- 0	0- 0	9- 0				
8- 0	0- 0	1- 0	HOME	0- 0	0- 0	7- 0				
1- 1	0- 0	0- 1	AWAY	0- 0	0- 0	1- 0				
1- 2	0- 1	0- 1	NEUTRAL	0- 0	0- 0	1- 0				
10- 4	4- 1	0- 1	CONFERENCE	3- 1	2- 1	1- 0				
5- 2	2- 1	0- 0	HOME	1- 1	2- 0	0- 0				
5- 2	2- 0	0- 1	AWAY	2- 0	0- 1	1- 0				
0- 0	0- 0	0- 0	NEUTRAL	0- 0	0- 0	0- 0				

RPI 1-25				RPI 26-50				Team's RPI: 38				RPI 51-100				RPI 101+			
RPI	S	Opponent	Score	RPI	S	Opponent	Score	RPI	S	Opponent	Score	RPI	S	Opponent	Score	RPI	S	Opponent	Score
2	H	Notre Dame	70 62	30	N	LSU	58 59	52	A	Georgia Tech	75 67	106	A	North Carolina	70 83				
7	H	Duke	55 52	32	A	Syracuse	75 85	59	A	Wake Forest	65 50	108	H	Clemson	65 53				
11	A	Florida St.	70 61	44	A	Tulane	58 63	59	H	Wake Forest	77 89	146	H	Pittsburgh	55 42				
13	A	Louisville	72 70	47	H	Indiana	84 70	85	H	Virginia Tech	85 71	167	A	Boston College	70 58				
18	H	Miami (FL)	64 67									179	H	Hampton	81 56				
24	N	Kansas St.	50 67									194	H	Col. of Charleston	91 47				
												222	H	UNCW	86 54				
												241	A	South Ala.	74 31				
												253	H	UMES	77 58				
												265	H	Wofford	80 40				
												286	H	North Florida	78 52				
												302	N	UTEP	71 55				
												342	H	N.C. Central	83 33				
LAST 12 Division I GAMES:																			
59	H	Wake Forest	77 89	146	H	Pittsburgh	55 42												
167	A	Boston College	70 58	108	H	Clemson	65 53												
85	H	Virginia Tech	85 71	7	H	Duke	55 52												
52	A	Georgia Tech	75 67	32	A	Syracuse	75 85												
13	A	Louisville	72 70	59	A	Wake Forest	65 50												
106	A	North Carolina	70 83	18	H	Miami (FL)	64 67												

Non-Div I Games:

North Carolina St.

■ Loss,
 ■ Non-Conf, S Site,
 ■ Home
 ■ Away
 N Neutral

North Dakota

Through Games Of Feb. 19, 2017

Average RPI Win:	231	WON-LOST	WINNING	LAST 10	STRENGTH OF	OPP. STRENGTH	TEAM	ADJ.	CONF.	ADJ CONF.
Average RPI Loss:	79	RECORD	PCT. RANK	GAMES	SCHEDULE	OF SCHEDULE	RPI	RPI	RPI	RPI
DIV. I ONLY	16- 8	80	9- 1	196	153	123	123	19	19	
DIV. I NON-CONF.	3- 6	230	0- 0	110	25	180	180	18	18	
TOTALS	RPI 1-25	RPI 26-50	W-L RECORDS	RPI 51-100	RPI 101-150	RPI 150+				
16- 8	0- 0	0- 3	OVERALL	0- 3	3- 1	13- 1				
8- 4	0- 0	0- 3	HOME	0- 1	1- 0	7- 0				
8- 4	0- 0	0- 0	AWAY	0- 2	2- 1	6- 1				
0- 0	0- 0	0- 0	NEUTRAL	0- 0	0- 0	0- 0				
3- 6	0- 0	0- 3	NON-CONFERENCE	0- 2	1- 0	2- 1				
1- 3	0- 0	0- 3	HOME	0- 0	1- 0	0- 0				
2- 3	0- 0	0- 0	AWAY	0- 2	0- 0	2- 1				
0- 0	0- 0	0- 0	NEUTRAL	0- 0	0- 0	0- 0				
13- 2	0- 0	0- 0	CONFERENCE	0- 1	2- 1	11- 0				
7- 1	0- 0	0- 0	HOME	0- 1	0- 0	7- 0				
6- 1	0- 0	0- 0	AWAY	0- 0	2- 1	4- 0				
0- 0	0- 0	0- 0	NEUTRAL	0- 0	0- 0	0- 0				

RPI S	Opponent	Score	RPI S	Opponent	Score	RPI S	Opponent	Score	RPI S	Opponent	Score	Team's RPI: 123
33	H South Dakota St.	72 83	61	A UNI	53 74	124	A Idaho	61 74				
35	H Drake	91 99	83	H Montana St.	71 74	126	A Northern Colo.	57 51				
46	H Iowa	60 75	98	A Texas Tech	80 90	132	A Eastern Wash.	75 71				
						145	H San Francisco	71 63				
						152	A Idaho St.	65 62				
						152	H Idaho St.	63 56				
						153	A Kansas	71 76				
						216	A Weber St.	70 65				
						216	H Weber St.	83 67				
						229	A San Diego	65 61				
						232	H Portland St.	65 61				
						279	H Sacramento St.	94 71				
						289	A North Dakota St.	76 55				
						294	A Southern Utah	68 65				
						294	H Southern Utah	75 70				
						306	A Northern Ariz.	80 78				
						306	H Northern Ariz.	88 69				
						330	H Montana	73 63				
LAST 12 Division I GAMES:												
216	H Weber St.	83 67	294	H Southern Utah	75 70							
152	H Idaho St.	63 56	152	A Idaho St.	65 62							
124	A Idaho	61 74	216	A Weber St.	70 65							
132	A Eastern Wash.	75 71	330	H Montana	73 63							
126	A Northern Colo.	57 51	83	H Montana St.	71 74							
306	H Northern Ariz.	88 69	294	A Southern Utah	68 65							

Non-Div I Games: Mayville St. 70 43 Mary 79 67

North Dakota

Loss, Non-Conf, S Site, H Home A Away N Neutral

Average RPI Win:	252	WON-LOST	WINNING	LAST 10	STRENGTH OF	OPP. STRENGTH	TEAM	ADJ.	CONF.	ADJ CONF.
Average RPI Loss:	142	RECORD	PCT. RANK	GAMES	SCHEDULE	OF SCHEDULE	RPI	RPI	RPI	RPI
DIV. I ONLY	4- 21	325	1- 9	95	231	289	289	11	11	
DIV. I NON-CONF.	0- 11	335	0- 0	131	316	331	331	9	9	
TOTALS	RPI 1-25	RPI 26-50	W-L RECORDS	RPI 51-100	RPI 101-150	RPI 150+				
4- 21	0- 0	0- 3	OVERALL	1- 6	0- 3	3- 9				
3- 8	0- 0	0- 1	HOME	1- 3	0- 2	2- 2				
1- 11	0- 0	0- 1	AWAY	0- 3	0- 1	1- 6				
0- 2	0- 0	0- 1	NEUTRAL	0- 0	0- 0	0- 1				
0- 11	0- 0	0- 1	NON-CONFERENCE	0- 1	0- 2	0- 7				
0- 3	0- 0	0- 0	HOME	0- 1	0- 1	0- 1				
0- 6	0- 0	0- 0	AWAY	0- 0	0- 1	0- 5				
0- 2	0- 0	0- 1	NEUTRAL	0- 0	0- 0	0- 1				
4- 10	0- 0	0- 2	CONFERENCE	1- 5	0- 1	3- 2				
3- 5	0- 0	0- 1	HOME	1- 2	0- 1	2- 1				
1- 5	0- 0	0- 1	AWAY	0- 3	0- 0	1- 1				
0- 0	0- 0	0- 0	NEUTRAL	0- 0	0- 0	0- 0				

RPI 1-25				RPI 26-50				RPI 51-100				RPI 101+				Team's RPI: 289	
RPI	S	Opponent	Score	RPI	S	Opponent	Score	RPI	S	Opponent	Score	RPI	S	Opponent	Score		
				33	A	South Dakota St.	44 70	63	A	South Dakota	48 80	123	H	North Dakota	55 76		
				33	H	South Dakota St.	66 69	63	H	South Dakota	83 73	147	H	Oral Roberts	50 70		
				41	N	Central Mich.	55 77	66	A	IUPUI	58 71	148	A	Milwaukee	74 79		
								66	H	IUPUI	53 76	151	H	Omaha	60 80		
								78	A	Western Ill.	81 110	162	A	Oakland	66 95		
								78	H	Western Ill.	60 87	175	H	Western Mich.	63 68		
								79	H	Colorado	59 76	176	A	Providence	63 86		
												236	N	UC Santa Barbara	59 66		
												248	A	UTRGV	67 81		
												267	A	Cal Poly	46 73		
												295	A	Massachusetts	58 70		
												311	A	Denver	86 80		
												311	H	Denver	67 58		
												321	A	Fort Wayne	68 72		
												321	H	Fort Wayne	68 56		
LAST 12 Division I GAMES:																	
				66	H	IUPUI	53 76	63	A	South Dakota	48 80						
				311	H	Denver	67 58	66	A	IUPUI	58 71						
				321	A	Fort Wayne	68 72	151	H	Omaha	60 80						
				78	H	Western Ill.	60 87	78	A	Western Ill.	81 110						
				33	A	South Dakota St.	44 70	321	H	Fort Wayne	68 56						
				147	H	Oral Roberts	50 70	63	H	South Dakota	83 73						

Non-Div I Games: Mayville St. 93 44 Dickinson St. 70 63

North Dakota St.

■ Loss,
 ■ Non-Conf, S Site,
 ■ Home
 ■ Away
 N Neutral

North Florida

Through Games Of Feb. 19, 2017

Average RPI Win:	301	WON-LOST	WINNING	LAST 10	STRENGTH OF	OPP. STRENGTH	TEAM	ADJ.	CONF.	ADJ CONF.
Average RPI Loss:	167	RECORD	PCT. RANK	GAMES	SCHEDULE	OF SCHEDULE	RPI	RPI	RPI	RPI
DIV. I ONLY	7- 17	286	3- 7	225	275	286	286	24	24	
DIV. I NON-CONF.	4- 8	230	0- 0	208	266	249	249	24	24	
TOTALS	RPI 1-25	RPI 26-50	W-L RECORDS	RPI 51-100	RPI 101-150	RPI 150+				
7- 17	0- 1	0- 2	OVERALL	0- 3	0- 2	7- 9				
4- 6	0- 0	0- 0	HOME	0- 1	0- 1	4- 4				
2- 10	0- 1	0- 2	AWAY	0- 2	0- 1	2- 4				
1- 1	0- 0	0- 0	NEUTRAL	0- 0	0- 0	1- 1				
4- 8	0- 1	0- 2	NON-CONFERENCE	0- 0	0- 0	4- 5				
2- 2	0- 0	0- 0	HOME	0- 0	0- 0	2- 2				
1- 5	0- 1	0- 2	AWAY	0- 0	0- 0	1- 2				
1- 1	0- 0	0- 0	NEUTRAL	0- 0	0- 0	1- 1				
3- 9	0- 0	0- 0	CONFERENCE	0- 3	0- 2	3- 4				
2- 4	0- 0	0- 0	HOME	0- 1	0- 1	2- 2				
1- 5	0- 0	0- 0	AWAY	0- 2	0- 1	1- 2				
0- 0	0- 0	0- 0	NEUTRAL	0- 0	0- 0	0- 0				

RPI 1-25				RPI 26-50				RPI 51-100				RPI 101+ Team's RPI: 286			
RPI	S	Opponent	Score	RPI	S	Opponent	Score	RPI	S	Opponent	Score	RPI	S	Opponent	Score
11	A	Florida St.	39 95	34	A	South Fla.	42 78	96	A	Jacksonville	58 68	115	A	Stetson	44 68
				38	A	North Carolina St.	52 78	97	A	FGCU	46 69	115	H	Stetson	44 62
								97	H	FGCU	51 68	182	H	Morehead St.	65 84
												187	A	Xavier	46 83
												194	A	Col. of Charleston	60 47
												205	A	Bethune-Cookman	50 52
												241	N	South Ala.	55 62
												265	H	Wofford	60 79
												274	A	Kennesaw St.	48 52
												274	H	Kennesaw St.	61 67
												291	H	Lipscomb	58 60
												297	N	Nicholls St.	77 74
												315	A	NJIT	62 64
												315	H	NJIT	61 51
												318	A	USC Upstate	78 67
												318	H	USC Upstate	77 74
												328	H	Fla. Atlantic	95 88
												339	H	Florida A&M	71 60
LAST 12 Division I GAMES:															
274	A	Kennesaw St.	48 52	115	A	Stetson	44 68								
315	H	NJIT	61 51	274	H	Kennesaw St.	61 67								
318	H	USC Upstate	77 74	291	H	Lipscomb	58 60								
97	A	FGCU	46 69	318	A	USC Upstate	78 67								
115	H	Stetson	44 62	315	A	NJIT	62 64								
97	H	FGCU	51 68	96	A	Jacksonville	58 68								

Non-Div I Games: Warner 72 44 Webber Int'l 103 57 Edward Waters 70 50

North Florida

Loss, Non-Conf, S Site, H Home A Away N Neutral

North Texas

Through Games Of Feb. 19, 2017

Average RPI Win:	208	WON-LOST	WINNING	LAST 10	STRENGTH OF	OPP. STRENGTH	TEAM	ADJ.	CONF.	ADJ CONF.
Average RPI Loss:	131	RECORD	PCT. RANK	GAMES	SCHEDULE	OF SCHEDULE	RPI	RPI	RPI	RPI
DIV. I ONLY	11- 14	209	6- 4	143	147	189	189	15	15	
DIV. I NON-CONF.	3- 8	262	0- 0	162	179	253	253	16	16	
TOTALS	RPI 1-25	RPI 26-50	W-L RECORDS	RPI 51-100	RPI 101-150	RPI 150+				
11- 14	0- 0	0- 2	OVERALL	0- 2	4- 3	7- 7				
6- 5	0- 0	0- 1	HOME	0- 0	3- 1	3- 3				
5- 7	0- 0	0- 1	AWAY	0- 2	1- 2	4- 2				
0- 2	0- 0	0- 0	NEUTRAL	0- 0	0- 0	0- 2				
3- 8	0- 0	0- 2	NON-CONFERENCE	0- 1	2- 0	1- 5				
2- 2	0- 0	0- 1	HOME	0- 0	1- 0	1- 1				
1- 4	0- 0	0- 1	AWAY	0- 1	1- 0	0- 2				
0- 2	0- 0	0- 0	NEUTRAL	0- 0	0- 0	0- 2				
8- 6	0- 0	0- 0	CONFERENCE	0- 1	2- 3	6- 2				
4- 3	0- 0	0- 0	HOME	0- 0	2- 1	2- 2				
4- 3	0- 0	0- 0	AWAY	0- 1	0- 2	4- 0				
0- 0	0- 0	0- 0	NEUTRAL	0- 0	0- 0	0- 0				

RPI S	Opponent	Score	RPI S	Opponent	Score	RPI S	Opponent	Score	RPI S	Opponent	Score	Team's RPI: 189
47	H Indiana	64 94	49	A Little Rock	44 55	76	A Middle Tenn.	52 60	111	A Arizona	62 58	
						93	A SMU	51 65	114	A Charlotte	49 66	
									114	H Charlotte	63 78	
									121	A Old Dominion	47 62	
									121	H Old Dominion	65 55	
									125	H Southern Miss.	75 62	
									144	H Iona	66 55	
									151	N Omaha	57 85	
									156	A Missouri St.	54 63	
									159	A Tulsa	58 63	
									161	H Louisiana Tech	65 72	
									168	A Rice	77 69	
									168	H Rice	49 51	
									172	H Texas St.	58 59	
									185	A UAB	59 58	
									190	A UTSA	58 55	
									248	N UTRGV	69 74	
									283	H FIU	69 49	
									302	A UTEP	76 69	
									328	H Fla. Atlantic	79 57	
									332	H Incarnate Word	84 61	
LAST 12 Division I GAMES:												
190	A UTSA	58 55	114	A Charlotte	49 66							
302	A UTEP	76 69	161	H Louisiana Tech	65 72							
283	H FIU	69 49	125	H Southern Miss.	75 62							
328	H Fla. Atlantic	79 57	168	H Rice	49 51							
168	A Rice	77 69	76	A Middle Tenn.	52 60							
121	A Old Dominion	47 62	185	A UAB	59 58							

Non-Div I Games:

North Texas

■ Loss,
 ■ Non-Conf, S Site,
 ■ Home
 ■ Away
 N Neutral

Northeastern

Through Games Of Feb. 19, 2017

Average RPI Win:	212	WON-LOST	WINNING	LAST 10	STRENGTH OF	OPP. STRENGTH	TEAM	ADJ.	CONF.	ADJ CONF.
Average RPI Loss:	81	RECORD	PCT. RANK	GAMES	SCHEDULE	OF SCHEDULE	RPI	RPI	RPI	RPI
DIV. I ONLY	10- 17	247	4- 6	54	103	154	154	9	9	
DIV. I NON-CONF.	4- 8	230	0- 0	78	118	181	181	8	8	
TOTALS	RPI 1-25	RPI 26-50	W-L RECORDS	RPI 51-100	RPI 101-150	RPI 150+				
10- 17	0- 3	0- 4	OVERALL	0- 4	1- 5	9- 1				
6- 6	0- 1	0- 1	HOME	0- 2	1- 2	5- 0				
4- 8	0- 1	0- 3	AWAY	0- 1	0- 3	4- 0				
0- 3	0- 1	0- 0	NEUTRAL	0- 1	0- 0	0- 1				
4- 8	0- 1	0- 2	NON-CONFERENCE	0- 2	0- 2	4- 1				
2- 2	0- 0	0- 0	HOME	0- 1	0- 1	2- 0				
2- 3	0- 0	0- 2	AWAY	0- 0	0- 1	2- 0				
0- 3	0- 1	0- 0	NEUTRAL	0- 1	0- 0	0- 1				
6- 9	0- 2	0- 2	CONFERENCE	0- 2	1- 3	5- 0				
4- 4	0- 1	0- 1	HOME	0- 1	1- 1	3- 0				
2- 5	0- 1	0- 1	AWAY	0- 1	0- 2	2- 0				
0- 0	0- 0	0- 0	NEUTRAL	0- 0	0- 0	0- 0				

RPI 1-25				RPI 26-50				RPI 51-100				RPI 101+ Team's RPI: 154			
RPI	S	Opponent	Score	RPI	S	Opponent	Score	RPI	S	Opponent	Score	RPI	S	Opponent	Score
10	N	Stanford	45 74	39	A	James Madison	54 74	54	A	Drexel	51 74	127	H	St. Mary's (CA)	53 77
25	A	Elon	58 70	39	H	James Madison	49 67	54	H	Drexel	33 63	128	A	Delaware	53 65
25	H	Elon	65 76	42	A	Michigan St.	44 78	73	H	New Hampshire	63 66	128	H	Delaware	50 41
				43	A	Quinnipiac	59 76	90	N	Purdue	54 79	141	A	Maine	49 68
												149	A	William & Mary	58 60
												149	H	William & Mary	54 68
												178	H	Siena	61 50
												180	A	Hofstra	53 51
												194	H	Col. of Charleston	61 44
												197	N	Wichita St.	73 87
												202	A	Towson	63 51
												202	H	Towson	72 64
												222	H	UNCW	55 47
												239	H	Boston U.	78 59
												262	A	Canisius	83 59
												311	A	Denver	72 69
LAST 12 Division I GAMES:															
202	A	Towson	63 51	54	A	Drexel	51 74								
128	H	Delaware	50 41	25	H	Elon	65 76								
194	H	Col. of Charleston	61 44	222	H	UNCW	55 47								
25	A	Elon	58 70	128	A	Delaware	53 65								
39	H	James Madison	49 67	39	A	James Madison	54 74								
149	H	William & Mary	54 68	149	A	William & Mary	58 60								

Non-Div I Games:

Northeastern

■ Loss,
 ■ Non-Conf,
 ■ S Site,
 ■ Home
 ■ A Away
 N Neutral

Northern Ariz.

Through Games Of Feb. 19, 2017

Average RPI Win:	274	WON-LOST	WINNING	LAST 10	STRENGTH OF	OPP. STRENGTH	TEAM	ADJ.	CONF.	ADJ CONF.
Average RPI Loss:	176	RECORD	PCT. RANK	GAMES	SCHEDULE	OF SCHEDULE	RPI	RPI	RPI	RPI
DIV. I ONLY	6- 18	302	2- 8	211	281	306	306	19	19	
DIV. I NON-CONF.	3- 7	250	0- 0	238	328	290	290	18	18	
TOTALS	RPI 1-25	RPI 26-50	W-L RECORDS	RPI 51-100	RPI 101-150	RPI 150+				
6- 18	0- 0	0- 0	OVERALL	0- 2	1- 6	5- 10				
4- 7	0- 0	0- 0	HOME	0- 0	1- 3	3- 4				
2- 11	0- 0	0- 0	AWAY	0- 2	0- 3	2- 6				
0- 0	0- 0	0- 0	NEUTRAL	0- 0	0- 0	0- 0				
3- 7	0- 0	0- 0	NON-CONFERENCE	0- 1	0- 1	3- 5				
2- 2	0- 0	0- 0	HOME	0- 0	0- 0	2- 2				
1- 5	0- 0	0- 0	AWAY	0- 1	0- 1	1- 3				
0- 0	0- 0	0- 0	NEUTRAL	0- 0	0- 0	0- 0				
3- 11	0- 0	0- 0	CONFERENCE	0- 1	1- 5	2- 5				
2- 5	0- 0	0- 0	HOME	0- 0	1- 3	1- 2				
1- 6	0- 0	0- 0	AWAY	0- 1	0- 2	1- 3				
0- 0	0- 0	0- 0	NEUTRAL	0- 0	0- 0	0- 0				

RPI 1-25			RPI 26-50			RPI 51-100				RPI 101+			Team's RPI: 306				
RPI	S	Opponent	Score	RPI	S	Opponent	Score	RPI	S	Opponent	Score	RPI	S	Opponent	Score		
								75	A	Utah	65	78	123	A	North Dakota	69	88
								83	A	Montana St.	69	86	123	H	North Dakota	78	80
													124	H	Idaho	80	91
													126	A	Northern Colo.	64	75
													126	H	Northern Colo.	66	69
													130	A	Lamar University	60	75
													132	H	Eastern Wash.	56	47
													152	H	Idaho St.	51	64
													163	H	New Mexico St.	68	79
													169	H	CSUN	79	83
													216	H	Weber St.	64	75
													218	A	Grand Canyon	65	76
													232	A	Portland St.	55	56
													236	A	UC Santa Barbara	51	60
													267	A	Cal Poly	53	58
													279	A	Sacramento St.	76	82
													294	A	Southern Utah	77	68
													294	H	Southern Utah	77	65
													302	A	UTEP	65	51
													309	H	Youngstown St.	70	49
													311	H	Denver	82	67
													330	A	Montana	59	60
LAST 12 Division I GAMES:																	
294	H	Southern Utah	77	65	126	A	Northern Colo.	64	75								
330	A	Montana	59	60	124	H	Idaho	80	91								
83	A	Montana St.	69	86	132	H	Eastern Wash.	56	47								
216	H	Weber St.	64	75	279	A	Sacramento St.	76	82								
152	H	Idaho St.	51	64	232	A	Portland St.	55	56								
123	A	North Dakota	69	88	126	H	Northern Colo.	66	69								

Non-Div I Games: Antelope Valley 109 60

Northern Ariz.

■ Loss,
 ■ Non-Conf, S Site,
 ■ Home
 ■ Away
 N Neutral

Average RPI Win: 237	WON-LOST	WINNING	LAST 10	STRENGTH OF	OPP. STRENGTH	TEAM	ADJ.	CONF.	ADJ CONF.
Average RPI Loss: 111	RECORD	PCT. RANK	GAMES	SCHEDULE	OF SCHEDULE	RPI	RPI	RPI	RPI
DIV. I ONLY	19- 6	41	7- 3	293	204	126	126	19	19
DIV. I NON-CONF.	7- 3	83	0- 0	270	161	126	126	18	18
TOTALS	RPI 1-25	RPI 26-50	W-L RECORDS	RPI 51-100	RPI 101-150	RPI 150+			
19- 6	0- 0	0- 0	OVERALL	2- 2	1- 3	16- 1			
10- 3	0- 0	0- 0	HOME	2- 1	0- 1	8- 1			
8- 3	0- 0	0- 0	AWAY	0- 1	1- 2	7- 0			
1- 0	0- 0	0- 0	NEUTRAL	0- 0	0- 0	1- 0			
7- 3	0- 0	0- 0	NON-CONFERENCE	1- 2	0- 1	6- 0			
3- 1	0- 0	0- 0	HOME	1- 1	0- 0	2- 0			
3- 2	0- 0	0- 0	AWAY	0- 1	0- 1	3- 0			
1- 0	0- 0	0- 0	NEUTRAL	0- 0	0- 0	1- 0			
12- 3	0- 0	0- 0	CONFERENCE	1- 0	1- 2	10- 1			
7- 2	0- 0	0- 0	HOME	1- 0	0- 1	6- 1			
5- 1	0- 0	0- 0	AWAY	0- 0	1- 1	4- 0			
0- 0	0- 0	0- 0	NEUTRAL	0- 0	0- 0	0- 0			

RPI 1-25			RPI 26-50			RPI 51-100				RPI 101+			Team's RPI: 126		
RPI	S	Opponent	Score	RPI	S	Opponent	Score	RPI	S	Opponent	Score	RPI	S	Opponent	Score
								51	A	Colorado St.	47 58	123	H	North Dakota	51 57
								79	H	Colorado	62 83	124	A	Idaho	71 67
								83	H	Montana St.	66 58	127	A	St. Mary's (CA)	65 75
								97	H	FGCU	77 74	132	A	Eastern Wash.	61 67
												152	A	Idaho St.	77 62
												152	H	Idaho St.	58 68
												190	A	UTSA	73 66
												216	A	Weber St.	88 79
												216	H	Weber St.	86 62
												229	H	San Diego	54 51
												230	A	Pacific	60 56
												232	H	Portland St.	91 62
												279	H	Sacramento St.	95 88
												285	N	Eastern Mich.	58 57
												294	A	Southern Utah	83 53
												294	H	Southern Utah	74 55
												306	A	Northern Ariz.	69 66
												306	H	Northern Ariz.	75 64
												311	H	Denver	68 48
												323	A	Air Force	71 44
												330	H	Montana	65 46
LAST 12 Division I GAMES:															
				152	H	Idaho St.	58 68					306	H	Northern Ariz.	75 64
				216	H	Weber St.	86 62					216	A	Weber St.	88 79
				132	A	Eastern Wash.	61 67					152	A	Idaho St.	77 62
				124	A	Idaho	71 67					83	H	Montana St.	66 58
				123	H	North Dakota	51 57					330	H	Montana	65 46
				294	H	Southern Utah	74 55					306	A	Northern Ariz.	69 66

Non-Div I Games: Colo. Christian 90 47

Northern Colo.

Average RPI Win:	199	WON-LOST	WINNING	LAST 10	STRENGTH OF	OPP. STRENGTH	TEAM	ADJ.	CONF.	ADJ CONF.
Average RPI Loss:	91	RECORD	PCT. RANK	GAMES	SCHEDULE	OF SCHEDULE	RPI	RPI	RPI	RPI
DIV. I ONLY	18- 7	59	7- 3	144	132	82	82	10	10	
DIV. I NON-CONF.	7- 4	114	0- 0	241	192	123	123	11	11	
TOTALS	RPI 1-25	RPI 26-50	W-L RECORDS	RPI 51-100	RPI 101-150	RPI 150+				
18- 7	0- 0	1- 2	OVERALL	4- 3	2- 1	11- 1				
9- 3	0- 0	1- 1	HOME	1- 0	1- 1	6- 1				
9- 3	0- 0	0- 1	AWAY	3- 1	1- 0	5- 0				
0- 1	0- 0	0- 0	NEUTRAL	0- 1	0- 0	0- 0				
7- 4	0- 0	0- 1	NON-CONFERENCE	0- 3	1- 0	6- 0				
4- 0	0- 0	0- 0	HOME	0- 0	1- 0	3- 0				
3- 3	0- 0	0- 1	AWAY	0- 2	0- 0	3- 0				
0- 1	0- 0	0- 0	NEUTRAL	0- 1	0- 0	0- 0				
11- 3	0- 0	1- 1	CONFERENCE	4- 0	1- 1	5- 1				
5- 3	0- 0	1- 1	HOME	1- 0	0- 1	3- 1				
6- 0	0- 0	0- 0	AWAY	3- 0	1- 0	2- 0				
0- 0	0- 0	0- 0	NEUTRAL	0- 0	0- 0	0- 0				

RPI 1-25			RPI 26-50			RPI 51-100			Team's RPI: 82			RPI 101+			
RPI	S	Opponent	Score	RPI	S	Opponent	Score	RPI	S	Opponent	Score	RPI	S	Opponent	Score
				35	A	Drake	86 95	63	N	South Dakota	83 97	129	A	Ball St.	101 96
				41	H	Central Mich.	94 109	65	A	Iowa St.	89 97	129	H	Ball St.	84 92
				50	H	Ohio	88 80	78	A	Western Ill.	79 83	148	H	Milwaukee	114 104
								80	A	Buffalo	89 80	175	H	Western Mich.	67 62
								84	A	Toledo	77 73	204	H	SIUE	97 78
								99	A	Kent St.	98 97	220	A	Bradley	81 51
								99	H	Kent St.	93 72	223	H	Akron	55 84
												235	A	Miami (OH)	63 61
												235	H	Miami (OH)	89 76
												259	A	Bowling Green	89 76
												285	H	Eastern Mich.	85 73
												307	H	Illinois St.	108 66
												314	A	Loyola Chicago	90 70
												317	A	UMKC	86 75
												335	H	Chicago St.	94 85
LAST 12 Division I GAMES:															
				129	H	Ball St.	84 92	99	H	Kent St.	93 72				
				235	A	Miami (OH)	63 61	235	H	Miami (OH)	89 76				
				80	A	Buffalo	89 80	223	H	Akron	55 84				
				41	H	Central Mich.	94 109	84	A	Toledo	77 73				
				175	H	Western Mich.	67 62	99	A	Kent St.	98 97				
				129	A	Ball St.	101 96	50	H	Ohio	88 80				

Non-Div I Games:

Northern Ill.

Average RPI Win:	272	WON-LOST	WINNING	LAST 10	STRENGTH OF	OPP. STRENGTH	TEAM	ADJ.	CONF.	ADJ CONF.
Average RPI Loss:	175	RECORD	PCT. RANK	GAMES	SCHEDULE	OF SCHEDULE	RPI	RPI	RPI	RPI
DIV. I ONLY	7- 19	295	3- 7	218	282	293	293	20	20	
DIV. I NON-CONF.	3- 8	262	0- 0	167	305	270	270	21	21	
TOTALS	RPI 1-25	RPI 26-50	W-L RECORDS	RPI 51-100	RPI 101-150	RPI 150+				
7- 19	0- 0	0- 3	OVERALL	0- 0	1- 4	6- 12				
3- 8	0- 0	0- 0	HOME	0- 0	0- 2	3- 6				
2- 10	0- 0	0- 2	AWAY	0- 0	0- 2	2- 4				
2- 1	0- 0	0- 0	NEUTRAL	0- 0	1- 0	1- 1				
3- 8	0- 0	0- 2	NON-CONFERENCE	0- 0	1- 1	2- 5				
1- 3	0- 0	0- 0	HOME	0- 0	0- 1	1- 2				
0- 4	0- 0	0- 2	AWAY	0- 0	0- 0	0- 2				
2- 1	0- 0	0- 0	NEUTRAL	0- 0	1- 0	1- 1				
4- 11	0- 0	0- 1	CONFERENCE	0- 0	0- 3	4- 7				
2- 5	0- 0	0- 0	HOME	0- 0	0- 1	2- 4				
2- 6	0- 0	0- 1	AWAY	0- 0	0- 2	2- 3				
0- 0	0- 0	0- 0	NEUTRAL	0- 0	0- 0	0- 0				

RPI 1-25				RPI 26-50				RPI 51-100				RPI 101+ Team's RPI: 293			
RPI	S	Opponent	Score	RPI	S	Opponent	Score	RPI	S	Opponent	Score	RPI	S	Opponent	Score
				29	A	Green Bay	39 70					115	H	Stetson	45 54
				47	A	Indiana	49 100					125	N	Southern Miss.	58 53
				50	A	Ohio	41 58					136	A	Wright St.	47 67
												136	H	Wright St.	63 70
												148	A	Milwaukee	44 72
												162	H	Oakland	47 61
												170	A	Detroit Mercy	49 57
												170	H	Detroit Mercy	53 55
												181	A	Cleveland St.	58 77
												181	H	Cleveland St.	54 58
												192	H	ETSU	62 56
												206	A	Indiana St.	38 58
												232	N	Portland St.	54 77
												235	H	Miami (OH)	50 60
												243	H	Murray St.	69 72
												263	A	Tennessee Tech	40 55
												305	A	Valparaiso	70 55
												305	H	Valparaiso	32 41
												309	A	Youngstown St.	73 77
												309	H	Youngstown St.	87 81
LAST 12 Division I GAMES:															
				181	A	Cleveland St.	58 77					162	H	Oakland	47 61
				309	A	Youngstown St.	73 77					322	A	Ill.-Chicago	58 37
				305	H	Valparaiso	32 41					305	A	Valparaiso	70 55
				322	H	Ill.-Chicago	66 49					170	A	Detroit Mercy	49 57
				136	A	Wright St.	47 67					136	H	Wright St.	63 70
				170	H	Detroit Mercy	53 55					309	H	Youngstown St.	87 81

Non-Div I Games: Ind.-East 66 46

Northern Ky.

■ Loss,
■ Non-Conf,
■ S Site,
■ Home
■ A Away
N Neutral

Northwestern

Through Games Of Feb. 19, 2017

Average RPI Win:	169	WON-LOST	WINNING	LAST 10	STRENGTH OF	OPP. STRENGTH	TEAM	ADJ.	CONF.	ADJ CONF.
Average RPI Loss:	46	RECORD	PCT. RANK	GAMES	SCHEDULE	OF SCHEDULE	RPI	RPI	RPI	RPI
DIV. I ONLY	18- 9	80	3- 5	89	75	64	64	6	6	
DIV. I NON-CONF.	11- 2	23	0- 0	180	169	49	49	6	6	
TOTALS	RPI 1-25	RPI 26-50	W-L RECORDS	RPI 51-100	RPI 101-150	RPI 150+				
18- 9	0- 2	3- 4	OVERALL	2- 3	2- 0	11- 0				
14- 2	0- 0	3- 1	HOME	2- 1	1- 0	8- 0				
4- 7	0- 2	0- 3	AWAY	0- 2	1- 0	3- 0				
0- 0	0- 0	0- 0	NEUTRAL	0- 0	0- 0	0- 0				
11- 2	0- 1	1- 0	NON-CONFERENCE	1- 1	2- 0	7- 0				
9- 0	0- 0	1- 0	HOME	1- 0	1- 0	6- 0				
2- 2	0- 1	0- 0	AWAY	0- 1	1- 0	1- 0				
0- 0	0- 0	0- 0	NEUTRAL	0- 0	0- 0	0- 0				
7- 7	0- 1	2- 4	CONFERENCE	1- 2	0- 0	4- 0				
5- 2	0- 0	2- 1	HOME	1- 1	0- 0	2- 0				
2- 5	0- 1	0- 3	AWAY	0- 1	0- 0	2- 0				
0- 0	0- 0	0- 0	NEUTRAL	0- 0	0- 0	0- 0				

RPI 1-25				RPI 26-50				RPI 51-100				RPI 101+			
RPI	S	Opponent	Score	RPI	S	Opponent	Score	RPI	S	Opponent	Score	RPI	S	Opponent	Score
19	A	DePaul	66 89	26	H	Ohio St.	87 94	67	A	Minnesota	61 71	147	H	Oral Roberts	64 55
21	A	Maryland	65 96	37	A	Michigan	54 80	74	H	Penn St.	58 74	148	A	Milwaukee	65 63
				42	H	Michigan St.	76 65	77	A	Gonzaga	56 67	155	A	Santa Clara	87 75
				45	H	Virginia	69 60	81	H	Florida	73 68	156	H	Missouri St.	75 52
				46	A	Iowa	59 78	90	H	Purdue	76 60	179	H	Hampton	67 48
				47	A	Indiana	38 66					188	H	Illinois	66 53
				47	H	Indiana	80 67					193	A	Nebraska	62 58
												211	H	Wisconsin	63 43
												213	A	Rutgers	55 37
												234	H	UT Martin	82 59
												257	H	Evansville	88 66
												322	H	Ill.-Chicago	88 44
												335	H	Chicago St.	75 42
LAST 12 Division I GAMES:															
67	A	Minnesota	61 71	213	A	Rutgers	55 37								
188	H	Illinois	66 53	37	A	Michigan	54 80								
46	A	Iowa	59 78	42	H	Michigan St.	76 65								
47	A	Indiana	38 66	47	H	Indiana	80 67								
74	H	Penn St.	58 74	21	A	Maryland	65 96								
211	H	Wisconsin	63 43	26	H	Ohio St.	87 94								

Non-Div I Games:

Northwestern

■ Loss,
 ■ Non-Conf, S Site,
 ■ Home
 ■ Away
 N Neutral

Average RPI Win:	303	WON-LOST	WINNING	LAST 10	STRENGTH OF	OPP. STRENGTH	TEAM	ADJ.	CONF.	ADJ CONF.
Average RPI Loss:	171	RECORD	PCT. RANK	GAMES	SCHEDULE	OF SCHEDULE	RPI	RPI	RPI	RPI
DIV. I ONLY	8- 13	242	5- 5	314	271	299	299	27	27	
DIV. I NON-CONF.	2- 5	259	0- 0	216	156	289	289	27	27	
TOTALS	RPI 1-25	RPI 26-50	W-L RECORDS	RPI 51-100	RPI 101-150	RPI 150+				
8- 13	0- 2	0- 0	OVERALL	0- 2	1- 4	7- 5				
7- 3	0- 0	0- 0	HOME	0- 1	1- 0	6- 2				
1- 10	0- 2	0- 0	AWAY	0- 1	0- 4	1- 3				
0- 0	0- 0	0- 0	NEUTRAL	0- 0	0- 0	0- 0				
2- 5	0- 2	0- 0	NON-CONFERENCE	0- 0	0- 2	2- 1				
2- 1	0- 0	0- 0	HOME	0- 0	0- 0	2- 1				
0- 4	0- 2	0- 0	AWAY	0- 0	0- 2	0- 0				
0- 0	0- 0	0- 0	NEUTRAL	0- 0	0- 0	0- 0				
6- 8	0- 0	0- 0	CONFERENCE	0- 2	1- 2	5- 4				
5- 2	0- 0	0- 0	HOME	0- 1	1- 0	4- 1				
1- 6	0- 0	0- 0	AWAY	0- 1	0- 2	1- 3				
0- 0	0- 0	0- 0	NEUTRAL	0- 0	0- 0	0- 0				

RPI 1-25				RPI 26-50				RPI 51-100				RPI 101+ Team's RPI: 299			
RPI	S	Opponent	Score	RPI	S	Opponent	Score	RPI	S	Opponent	Score	RPI	S	Opponent	Score
3	A	Mississippi St.	30 106					100	A	Abilene Christian	57 79	107	H	SFA	76 72
8	A	Texas	39 86					100	H	Abilene Christian	74 75	116	A	Central Ark.	43 76
												130	A	Lamar University	60 73
												143	A	Arkansas	36 65
												150	A	Memphis	38 54
												269	A	McNeese	52 68
												269	H	McNeese	63 68
												297	H	Nicholls St.	75 58
												303	A	A&M-Corpus Christi	51 60
												310	H	Mississippi Val.	64 68
												327	A	Southeastern La.	58 69
												327	H	Southeastern La.	89 71
												329	H	La.-Monroe	67 65
												332	A	Incarinate Word	76 74
												341	H	Houston Baptist	75 54
												343	H	Sam Houston St.	78 51
												346	H	Jackson St.	83 65
LAST 12 Division I GAMES:															
100	H	Abilene Christian	74 75	327	A	Southeastern La.	58 69								
327	H	Southeastern La.	89 71	269	A	McNeese	52 68								
100	A	Abilene Christian	57 79	343	H	Sam Houston St.	78 51								
341	H	Houston Baptist	75 54	297	H	Nicholls St.	75 58								
107	H	SFA	76 72	303	A	A&M-Corpus Christi	51 60								
130	A	Lamar University	60 73	332	A	Incarinate Word	76 74								

Non-Div I Games: LeTourneau 80 68 Louisiana Col. 113 65 LSU-Alexandria 97 76 Central Baptist 93 42 Northwestern St.

Through Games of Feb. 19, 1917										
Average RPI Win:	79	WON-LOST	WINNING	LAST 10	STRENGTH OF	OPP. STRENGTH	TEAM	ADJ.	CONF.	ADJ CONF.
Average RPI Loss:	19	RECORD	PCT. RANK	GAMES	SCHEDULE	OF SCHEDULE	RPI	RPI	RPI	RPI
DIV. I ONLY	25- 3	5	9- 1	2	4	2	2	3	3	
DIV. I NON-CONF.	12- 2	21	0- 1	2	4	2	2	4	4	

TOTALS	RPI 1-25	RPI 26-50		W-L RECORDS		RPI 51-100	RPI 101-150	RPI 150+		
25- 3	5- 2	6- 1		OVERALL		6- 0	5- 0	3- 0		
12- 1	3- 1	3- 0		HOME		2- 0	3- 0	1- 0		
12- 2	2- 1	3- 1		AWAY		4- 0	2- 0	1- 0		
1- 0	0- 0	0- 0		NEUTRAL		0- 0	0- 0	1- 0		
12- 2	2- 2	4- 0		NON-CONFERENCE		2- 0	2- 0	2- 0		
6- 1	1- 1	2- 0		HOME		0- 0	2- 0	1- 0		
5- 1	1- 1	2- 0		AWAY		2- 0	0- 0	0- 0		
1- 0	0- 0	0- 0		NEUTRAL		0- 0	0- 0	1- 0		
13- 1	3- 0	2- 1		CONFERENCE		4- 0	3- 0	1- 0		
6- 0	2- 0	1- 0		HOME		2- 0	1- 0	0- 0		
7- 1	1- 0	1- 1		AWAY		2- 0	2- 0	1- 0		
0- 0	0- 0	0- 0		NEUTRAL		0- 0	0- 0	0- 0		

RPI S	Opponent	Score	RPI S	Opponent	Score	RPI S	Opponent	Score	RPI S	Opponent	Score
1	H UConn	61 72	29	H Green Bay	71 67	52	A Georgia Tech	55 38	106	A North Carolina	77 55
6	H Washington	71 60	32	A Syracuse	85 80	52	H Georgia Tech	90 69	108	A Clemson	84 80
7	H Duke	62 58	38	A North Carolina St.	62 70	59	H Wake Forest	92 72	120	H Fordham	67 36
13	H Louisville	85 66	41	H Central Mich.	107 47	84	A Toledo	85 68	137	H TCU	92 59
17	A Tennessee	69 71	42	A Michigan St.	79 61	85	A Virginia Tech	76 59	146	H Pittsburgh	86 54
18	A Miami (FL)	67 55	45	H Virginia	82 74	89	A Chattanooga	79 58	160	N Louisiana	91 51
19	A DePaul	75 61	46	A Iowa	73 58				167	A Boston College	80 69
									305	H Valparaiso	114 54
LAST 12 Division I GAMES:											
32	A Syracuse	85 80	7	H Duke	62 58						
108	A Clemson	84 80	106	A North Carolina	77 55						
52	H Georgia Tech	90 69	167	A Boston College	80 69						
13	H Louisville	85 66	17	A Tennessee	69 71						
85	A Virginia Tech	76 59	146	H Pittsburgh	86 54						
45	H Virginia	82 74	18	A Miami (FL)	67 55						

Non-Div I Games:

Notre Dame

Average RPI Win: 262	WON-LOST	WINNING	LAST 10	STRENGTH OF	OPP. STRENGTH	TEAM	ADJ.	CONF.	ADJ CONF.
Average RPI Loss: 102	RECORD	PCT. RANK	GAMES	SCHEDULE	OF SCHEDULE	RPI	RPI	RPI	RPI
DIV. I ONLY	13- 11	149	6- 4	182	214	162	162	20	20
DIV. I NON-CONF.	4- 5	198	0- 0	243	113	188	188	21	21
TOTALS	RPI 1-25	RPI 26-50	W-L RECORDS	RPI 51-100	RPI 101-150	RPI 150+			
13- 11	0- 0	1- 5	OVERALL	0- 0	2- 3	10- 3			
7- 4	0- 0	1- 0	HOME	0- 0	1- 2	5- 2			
6- 7	0- 0	0- 5	AWAY	0- 0	1- 1	5- 1			
0- 0	0- 0	0- 0	NEUTRAL	0- 0	0- 0	0- 0			
4- 5	0- 0	0- 4	NON-CONFERENCE	0- 0	0- 1	4- 0			
2- 1	0- 0	0- 0	HOME	0- 0	0- 1	2- 0			
2- 4	0- 0	0- 4	AWAY	0- 0	0- 0	2- 0			
0- 0	0- 0	0- 0	NEUTRAL	0- 0	0- 0	0- 0			
9- 6	0- 0	1- 1	CONFERENCE	0- 0	2- 2	6- 3			
5- 3	0- 0	1- 0	HOME	0- 0	1- 1	3- 2			
4- 3	0- 0	0- 1	AWAY	0- 0	1- 1	3- 1			
0- 0	0- 0	0- 0	NEUTRAL	0- 0	0- 0	0- 0			

RPI 1-25				RPI 26-50				RPI 51-100				RPI 101+ Team's RPI: 162			
RPI	S	Opponent	Score	RPI	S	Opponent	Score	RPI	S	Opponent	Score	RPI	S	Opponent	Score
				29	A	Green Bay	47 89					129	H	Ball St.	59 66
				29	H	Green Bay	74 71					136	A	Wright St.	66 84
				37	A	Michigan	63 101					136	H	Wright St.	61 73
				41	A	Central Mich.	67 70					148	A	Milwaukee	75 73
				42	A	Michigan St.	74 81					148	H	Milwaukee	77 63
				47	A	Indiana	59 84					170	A	Detroit Mercy	61 71
												170	H	Detroit Mercy	71 80
												181	H	Cleveland St.	62 74
												281	H	Vermont	79 55
												289	H	North Dakota St.	95 66
												293	A	Northern Ky.	61 47
												305	A	Valparaiso	98 60
												305	H	Valparaiso	104 63
												309	H	Youngstown St.	80 54
												321	A	Fort Wayne	82 61
												322	A	Ill.-Chicago	78 50
												322	H	Ill.-Chicago	81 58
												335	A	Chicago St.	80 60
LAST 12 Division I GAMES:															
				322	A	Ill.-Chicago	78 50					293	A	Northern Ky.	61 47
				305	A	Valparaiso	98 60					309	H	Youngstown St.	80 54
				170	A	Detroit Mercy	61 71					181	H	Cleveland St.	62 74
				148	H	Milwaukee	77 63					136	H	Wright St.	61 73
				29	H	Green Bay	74 71					29	A	Green Bay	47 89
				136	A	Wright St.	66 84					148	A	Milwaukee	75 73

Non-Div I Games: Concordia (MI) 99 32 Marygrove 126 31

Oakland

Loss, Non-Conf, S Site, H Home A Away N Neutral

Average RPI Win:	182	WON-LOST	WINNING	LAST 10	STRENGTH OF	OPP. STRENGTH	TEAM	ADJ.	CONF.	ADJ CONF.
Average RPI Loss:	97	RECORD	PCT. RANK	GAMES	SCHEDULE	OF SCHEDULE	RPI	RPI	RPI	RPI
DIV. I ONLY	18- 7	59	6- 4	98	125	50	50	10	10	
DIV. I NON-CONF.	9- 2	37	0- 0	189	194	57	57	11	11	
TOTALS	RPI 1-25	RPI 26-50	W-L RECORDS	RPI 51-100	RPI 101-150	RPI 150+				
18- 7	0- 0	0- 3	OVERALL	5- 3	2- 0	11- 1				
10- 2	0- 0	0- 1	HOME	2- 1	1- 0	7- 0				
8- 5	0- 0	0- 2	AWAY	3- 2	1- 0	4- 1				
0- 0	0- 0	0- 0	NEUTRAL	0- 0	0- 0	0- 0				
9- 2	0- 0	0- 1	NON-CONFERENCE	2- 0	1- 0	6- 1				
6- 0	0- 0	0- 0	HOME	0- 0	1- 0	5- 0				
3- 2	0- 0	0- 1	AWAY	2- 0	0- 0	1- 1				
0- 0	0- 0	0- 0	NEUTRAL	0- 0	0- 0	0- 0				
9- 5	0- 0	0- 2	CONFERENCE	3- 3	1- 0	5- 0				
4- 2	0- 0	0- 1	HOME	2- 1	0- 0	2- 0				
5- 3	0- 0	0- 1	AWAY	1- 2	1- 0	3- 0				
0- 0	0- 0	0- 0	NEUTRAL	0- 0	0- 0	0- 0				

RPI 1-25			RPI 26-50			Team's RPI: 50			RPI 51-100			RPI 101+			
RPI	S	Opponent	Score	RPI	S	Opponent	Score	RPI	S	Opponent	Score	RPI	S	Opponent	Score
				37	A	Michigan	46 69	66	A	IUPUI	71 65	129	A	Ball St.	72 68
				41	A	Central Mich.	59 64	76	A	Middle Tenn.	73 52	133	H	Duquesne	64 46
				41	H	Central Mich.	64 70	80	H	Buffalo	83 55	175	H	Western Mich.	80 67
								82	A	Northern Ill.	80 88	188	H	Illinois	80 68
								84	A	Toledo	64 55	215	H	Binghamton	63 55
								84	H	Toledo	61 55	223	A	Akron	85 69
								99	A	Kent St.	77 83	234	H	UT Martin	72 55
								99	H	Kent St.	65 68	235	A	Miami (OH)	79 62
												243	H	Murray St.	79 70
												259	A	Bowling Green	69 58
												270	A	High Point	76 48
												280	A	N.C. A&T	57 63
												285	H	Eastern Mich.	68 51
												293	H	Northern Ky.	58 41
LAST 12 Division I GAMES:															
				99	A	Kent St.	77 83	175	H	Western Mich.	80 67				
				41	H	Central Mich.	64 70	285	H	Eastern Mich.	68 51				
				129	A	Ball St.	72 68	84	A	Toledo	64 55				
				84	H	Toledo	61 55	99	H	Kent St.	65 68				
				41	A	Central Mich.	59 64	223	A	Akron	85 69				
				235	A	Miami (OH)	79 62	82	A	Northern Ill.	80 88				

Non-Div I Games:

Ohio

Average RPI Win:	150	WON-LOST	WINNING	LAST 10	STRENGTH OF	OPP. STRENGTH	TEAM	ADJ.	CONF.	ADJ CONF.
Average RPI Loss:	15	RECORD	PCT. RANK	GAMES	SCHEDULE	OF SCHEDULE	RPI	RPI	RPI	RPI
DIV. I ONLY	23- 5	15	9- 1	73	45	26	26	6	6	
DIV. I NON-CONF.	10- 4	80	0- 0	51	62	73	73	6	6	
TOTALS	RPI 1-25	RPI 26-50	W-L RECORDS	RPI 51-100	RPI 101-150	RPI 150+				
23- 5	0- 4	4- 1	OVERALL	6- 0	2- 0	11- 0				
15- 2	0- 2	2- 0	HOME	2- 0	2- 0	9- 0				
6- 2	0- 1	1- 1	AWAY	3- 0	0- 0	2- 0				
2- 1	0- 1	1- 0	NEUTRAL	1- 0	0- 0	0- 0				
10- 4	0- 4	1- 0	NON-CONFERENCE	1- 0	2- 0	6- 0				
8- 2	0- 2	0- 0	HOME	0- 0	2- 0	6- 0				
0- 1	0- 1	0- 0	AWAY	0- 0	0- 0	0- 0				
2- 1	0- 1	1- 0	NEUTRAL	1- 0	0- 0	0- 0				
13- 1	0- 0	3- 1	CONFERENCE	5- 0	0- 0	5- 0				
7- 0	0- 0	2- 0	HOME	2- 0	0- 0	3- 0				
6- 1	0- 0	1- 1	AWAY	3- 0	0- 0	2- 0				
0- 0	0- 0	0- 0	NEUTRAL	0- 0	0- 0	0- 0				

RPI	S	Opponent	Score	RPI	S	Opponent	Score	Team's RPI: 26	RPI	S	Opponent	Score	RPI	S	Opponent	Score
1	A	UConn	63 82	32	N	Syracuse	77 72		64	A	Northwestern	94 87	133	H	Duquesne	89 69
4	H	South Carolina	80 92	37	H	Michigan	96 87		67	A	Minnesota	88 76	138	H	Cincinnati	80 38
9	N	Baylor	68 85	42	A	Michigan St.	75 94		67	H	Minnesota	87 62	181	H	Cleveland St.	96 78
18	H	Miami (FL)	89 94	46	H	Iowa	88 81		74	H	Penn St.	87 72	188	H	Illinois	88 64
				47	A	Indiana	92 82		90	A	Purdue	61 56	193	A	Nebraska	87 69
									97	N	FGCU	79 66	193	H	Nebraska	95 75
													209	H	Alabama St.	118 61
													211	A	Wisconsin	96 68
													211	H	Wisconsin	70 61
													233	H	Southern U.	108 73
													262	H	Canisius	89 56
													333	H	Winthrop	88 48
													337	H	LIU Brooklyn	113 54
LAST 12 Division I GAMES:																
193	A	Nebraska	87 69	188	H	Illinois	88 64									
46	H	Iowa	88 81	211	H	Wisconsin	70 61									
211	A	Wisconsin	96 68	90	A	Purdue	61 56									
74	H	Penn St.	87 72	42	A	Michigan St.	75 94									
193	H	Nebraska	95 75	37	H	Michigan	96 87									
67	A	Minnesota	88 76	64	A	Northwestern	94 87									

Non-Div I Games:

Ohio St.

■ Loss,
■ Non-Conf, S Site,
■ Home
■ Away
N Neutral

Average RPI Win:	106	WON-LOST	WINNING	LAST 10	STRENGTH OF	OPP. STRENGTH	TEAM	ADJ.	CONF.	ADJ CONF.
Average RPI Loss:	51	RECORD	PCT. RANK	GAMES	SCHEDULE	OF SCHEDULE	RPI	RPI	RPI	RPI
DIV. I ONLY	21- 6	31	8- 2	35	16	14	14	4	4	
DIV. I NON-CONF.	9- 3	63	0- 0	54	71	47	47	3	3	
TOTALS	RPI 1-25	RPI 26-50	W-L RECORDS	RPI 51-100	RPI 101-150	RPI 150+				
21- 6	2- 3	2- 0	OVERALL	9- 2	1- 1	7- 0				
14- 1	2- 0	2- 0	HOME	5- 0	1- 1	4- 0				
5- 4	0- 3	0- 0	AWAY	4- 1	0- 0	1- 0				
2- 1	0- 0	0- 0	NEUTRAL	0- 1	0- 0	2- 0				
9- 3	0- 1	2- 0	NON-CONFERENCE	2- 1	0- 1	5- 0				
6- 1	0- 0	2- 0	HOME	1- 0	0- 1	3- 0				
1- 1	0- 1	0- 0	AWAY	1- 0	0- 0	0- 0				
2- 1	0- 0	0- 0	NEUTRAL	0- 1	0- 0	2- 0				
12- 3	2- 2	0- 0	CONFERENCE	7- 1	1- 0	2- 0				
8- 0	2- 0	0- 0	HOME	4- 0	1- 0	1- 0				
4- 3	0- 2	0- 0	AWAY	3- 1	0- 0	1- 0				
0- 0	0- 0	0- 0	NEUTRAL	0- 0	0- 0	0- 0				

RPI	S	Opponent	Score	RPI	S	Opponent	Score	RPI	S	Opponent	Score	RPI	S	Opponent	Score
8	A	Texas	68 86	33	H	South Dakota St.	74 60	51	H	Colorado St.	70 55	137	H	TCU	87 72
8	H	Texas	74 73	49	H	Little Rock	68 58	56	A	West Virginia	73 83	147	H	Oral Roberts	67 74
9	A	Baylor	58 92					56	H	West Virginia	90 87	153	A	Kansas	84 54
15	A	Kentucky	68 82					65	A	Iowa St.	67 57	153	H	Kansas	89 52
24	H	Kansas St.	85 80					65	H	Iowa St.	78 63	159	H	Tulsa	85 68
								69	A	Oklahoma St.	66 60	183	H	Southern Ill.	80 48
								69	H	Oklahoma St.	68 62	187	N	Xavier	81 69
								70	N	California	74 82	232	N	Portland St.	74 60
								92	A	BYU	68 61	248	H	UTRGV	92 59
								98	A	Texas Tech	64 56				
								98	H	Texas Tech	66 45				
LAST 12 Division I GAMES:															
8	H	Texas	74 73	65	H	Iowa St.	78 63								
98	A	Texas Tech	64 56	69	H	Oklahoma St.	68 62								
56	H	West Virginia	90 87	8	A	Texas	68 86								
69	A	Oklahoma St.	66 60	98	H	Texas Tech	66 45								
153	H	Kansas	89 52	65	A	Iowa St.	67 57								
9	A	Baylor	58 92	56	A	West Virginia	73 83								

Non-Div I Games:

Oklahoma

■ Loss,
 ■ Non-Conf,
 ■ S Site,
 ■ H Home
 ■ A Away
 N Neutral

Average RPI Win:	158	WON-LOST	WINNING	LAST 10	STRENGTH OF	OPP. STRENGTH	TEAM	ADJ.	CONF.	ADJ CONF.
Average RPI Loss:	35	RECORD	PCT. RANK	GAMES	SCHEDULE	OF SCHEDULE	RPI	RPI	RPI	RPI
DIV. I ONLY	14- 12	153	2- 8	31	31	69	69	4	4	
DIV. I NON-CONF.	10- 1	15	0- 0	90	171	21	21	3	3	
TOTALS	RPI 1-25	RPI 26-50	W-L RECORDS	RPI 51-100	RPI 101-150	RPI 150+				
14- 12	0- 9	0- 0	OVERALL	4- 2	3- 0	7- 1				
10- 4	0- 4	0- 0	HOME	3- 0	1- 0	6- 0				
2- 7	0- 4	0- 0	AWAY	1- 2	1- 0	0- 1				
2- 1	0- 1	0- 0	NEUTRAL	0- 0	1- 0	1- 0				
10- 1	0- 1	0- 0	NON-CONFERENCE	3- 0	1- 0	6- 0				
7- 0	0- 0	0- 0	HOME	2- 0	0- 0	5- 0				
1- 0	0- 0	0- 0	AWAY	1- 0	0- 0	0- 0				
2- 1	0- 1	0- 0	NEUTRAL	0- 0	1- 0	1- 0				
4- 11	0- 8	0- 0	CONFERENCE	1- 2	2- 0	1- 1				
3- 4	0- 4	0- 0	HOME	1- 0	1- 0	1- 0				
1- 7	0- 4	0- 0	AWAY	0- 2	1- 0	0- 1				
0- 0	0- 0	0- 0	NEUTRAL	0- 0	0- 0	0- 0				

RPI 1-25				RPI 26-50				RPI 51-100				Team's RPI: 69		RPI 101+			
RPI	S	Opponent	Score	RPI	S	Opponent	Score	RPI	S	Opponent	Score			RPI	S	Opponent	Score
5	N	Oregon St.	54 73					56	A	West Virginia	53 79			119	N	Long Beach St.	63 57
8	A	Texas	35 66					61	H	UNI	81 57			137	A	TCU	82 67
8	H	Texas	71 85					65	H	Iowa St.	71 59			137	H	TCU	88 70
9	A	Baylor	67 89					87	H	Georgia	71 51			153	A	Kansas	49 67
9	H	Baylor	50 86					95	A	Washington St.	79 72			153	H	Kansas	74 70
14	A	Oklahoma	62 68					98	A	Texas Tech	65 70			155	N	Santa Clara	67 53
14	H	Oklahoma	60 66											168	H	Rice	65 51
24	A	Kansas St.	69 74											198	H	Loyola Marymount	66 58
24	H	Kansas St.	43 63											248	H	UTRGV	86 53
														266	H	Tennessee St.	86 48
														326	H	Arkansas St.	76 34
LAST 12 Division I GAMES:																	
				9	A	Baylor	67 89	24	A	Kansas St.	69 74						
				137	H	TCU	88 70	153	H	Kansas	74 70						
				56	A	West Virginia	53 79	14	A	Oklahoma	62 68						
				153	A	Kansas	49 67	24	H	Kansas St.	43 63						
				14	H	Oklahoma	60 66	8	A	Texas	35 66						
				8	H	Texas	71 85	9	H	Baylor	50 86						

Non-Div I Games:

Oklahoma St.

■ Loss,
■ Non-Conf,
■ S Site,
■ H Home
■ A Away
N Neutral

Average RPI Win:	216	WON-LOST	WINNING	LAST 10	STRENGTH OF	OPP. STRENGTH	TEAM	ADJ.	CONF.	ADJ CONF.
Average RPI Loss:	92	RECORD	PCT. RANK	GAMES	SCHEDULE	OF SCHEDULE	RPI	RPI	RPI	RPI
DIV. I ONLY	14- 11	138	7- 3	75	175	121	121	15	15	
DIV. I NON-CONF.	5- 6	186	0- 0	76	164	172	172	16	16	
TOTALS	RPI 1-25	RPI 26-50	W-L RECORDS	RPI 51-100	RPI 101-150	RPI 150+				
14- 11	0- 2	0- 1	OVERALL	0- 3	2- 3	12- 2				
9- 4	0- 0	0- 0	HOME	0- 2	1- 2	8- 0				
5- 5	0- 2	0- 0	AWAY	0- 0	1- 1	4- 2				
0- 2	0- 0	0- 1	NEUTRAL	0- 1	0- 0	0- 0				
5- 6	0- 2	0- 1	NON-CONFERENCE	0- 1	1- 1	4- 1				
5- 1	0- 0	0- 0	HOME	0- 0	1- 1	4- 0				
0- 3	0- 2	0- 0	AWAY	0- 0	0- 0	0- 1				
0- 2	0- 0	0- 1	NEUTRAL	0- 1	0- 0	0- 0				
9- 5	0- 0	0- 0	CONFERENCE	0- 2	1- 2	8- 1				
4- 3	0- 0	0- 0	HOME	0- 2	0- 1	4- 0				
5- 2	0- 0	0- 0	AWAY	0- 0	1- 1	4- 1				
0- 0	0- 0	0- 0	NEUTRAL	0- 0	0- 0	0- 0				

RPI	S	Opponent	Score	RPI	S	Opponent	Score	RPI	S	Opponent	Score	RPI	S	Opponent	Score	Team's RPI: 121
7	A	Duke	64 92	32	N	Syracuse	66 92	53	N	Dayton	69 77	114	A	Charlotte	72 70	
18	A	Miami (FL)	56 66					57	H	Western Ky.	62 67	114	H	Charlotte	75 86	
								76	H	Middle Tenn.	63 80	125	A	Southern Miss.	69 84	
												135	H	VCU	70 60	
												149	H	William & Mary	58 69	
												161	A	Louisiana Tech	69 64	
												168	A	Rice	59 47	
												168	H	Rice	81 66	
												179	H	Hampton	61 58	
												185	H	UAB	73 61	
												189	A	North Texas	55 65	
												189	H	North Texas	62 47	
												192	A	ETSU	60 70	
												238	H	Dartmouth	82 56	
												254	H	Marshall	73 69	
												273	H	Norfolk St.	65 54	
												283	A	FIU	86 64	
												328	A	Fla. Atlantic	93 73	
												342	H	N.C. Central	83 52	
LAST 12 Division I GAMES:																
114	A	Charlotte	72 70	168	H	Rice	81 66									
185	H	UAB	73 61	114	H	Charlotte	75 86									
76	H	Middle Tenn.	63 80	161	A	Louisiana Tech	69 64									
328	A	Fla. Atlantic	93 73	125	A	Southern Miss.	69 84									
283	A	FIU	86 64	57	H	Western Ky.	62 67									
189	H	North Texas	62 47	254	H	Marshall	73 69									

Non-Div I Games:

Old Dominion

Average RPI Win:	196	WON-LOST	WINNING	LAST 10	STRENGTH OF	OPP. STRENGTH	TEAM	ADJ.	CONF.	ADJ CONF.
Average RPI Loss:	53	RECORD	PCT. RANK	GAMES	SCHEDULE	OF SCHEDULE	RPI	RPI	RPI	RPI
DIV. I ONLY	16- 11	116	3- 7	114	62	118	118	2	2	
DIV. I NON-CONF.	11- 2	23	0- 0	330	246	124	124	2	2	
TOTALS	RPI 1-25	RPI 26-50	W-L RECORDS	RPI 51-100	RPI 101-150	RPI 150+				
16- 11	1- 4	2- 2	OVERALL	2- 3	2- 2	9- 0				
14- 3	1- 1	2- 1	HOME	1- 0	2- 1	8- 0				
1- 8	0- 3	0- 1	AWAY	1- 3	0- 1	0- 0				
1- 0	0- 0	0- 0	NEUTRAL	0- 0	0- 0	1- 0				
11- 2	0- 0	1- 0	NON-CONFERENCE	0- 2	1- 0	9- 0				
10- 0	0- 0	1- 0	HOME	0- 0	1- 0	8- 0				
0- 2	0- 0	0- 0	AWAY	0- 2	0- 0	0- 0				
1- 0	0- 0	0- 0	NEUTRAL	0- 0	0- 0	1- 0				
5- 9	1- 4	1- 2	CONFERENCE	2- 1	1- 2	0- 0				
4- 3	1- 1	1- 1	HOME	1- 0	1- 1	0- 0				
1- 6	0- 3	0- 1	AWAY	1- 1	0- 1	0- 0				
0- 0	0- 0	0- 0	NEUTRAL	0- 0	0- 0	0- 0				

RPI 1-25				RPI 26-50				RPI 51-100				RPI 101+ Team's RPI: 118			
RPI	S	Opponent	Score	RPI	S	Opponent	Score	RPI	S	Opponent	Score	RPI	S	Opponent	Score
3	A	Mississippi St.	62 73	30	H	LSU	51 62	56	A	West Virginia	61 66	131	A	Alabama	80 90
3	H	Mississippi St.	44 66	31	H	Oregon	83 67	81	A	Florida	84 75	131	H	Alabama	57 65
4	A	South Carolina	46 65	36	A	Auburn	60 83	87	H	Georgia	69 62	135	H	VCU	77 57
15	A	Kentucky	57 89	36	H	Auburn	63 59	88	A	UNLV	57 64	143	H	Arkansas	73 64
17	H	Tennessee	67 62					91	A	Vanderbilt	67 85	211	N	Wisconsin	69 44
LAST 12 Division I GAMES:															
91	A	Vanderbilt	67 85	15	A	Kentucky	57 89	249	H	Jacksonville St.	68 50	270	H	High Point	73 62
36	H	Auburn	63 59	131	H	Alabama	57 65	272	H	Austin Peay	66 38	291	H	Lipscomb	76 49
3	H	Mississippi St.	44 66	4	A	South Carolina	46 65	310	H	Mississippi Val.	67 30	327	H	Southeastern La.	81 31
30	H	LSU	51 62	3	A	Mississippi St.	62 73	329	H	La.-Monroe	97 40	346	H	Jackson St.	89 41
81	A	Florida	84 75	17	H	Tennessee	67 62								
87	H	Georgia	69 62	36	A	Auburn	60 83								

Non-Div I Games:

Ole Miss

■ Loss,
 ■ Non-Conf,
 ■ S Site,
 ■ H Home
 ■ A Away
 N Neutral

Average RPI Win:	226	WON-LOST	WINNING	LAST 10	STRENGTH OF	OPP. STRENGTH	TEAM	ADJ.	CONF.	ADJ CONF.
Average RPI Loss:	96	RECORD	PCT. RANK	GAMES	SCHEDULE	OF SCHEDULE	RPI	RPI	RPI	RPI
DIV. I ONLY	11- 14	209	4- 4	104	150	151	151	11	11	
DIV. I NON-CONF.	5- 6	186	1- 1	158	170	151	151	9	9	
TOTALS	RPI 1-25	RPI 26-50	W-L RECORDS	RPI 51-100	RPI 101-150	RPI 150+				
11- 14	0- 2	1- 1	OVERALL	1- 7	1- 2	8- 2				
5- 4	0- 1	1- 0	HOME	1- 2	0- 1	3- 0				
5- 10	0- 1	0- 1	AWAY	0- 5	1- 1	4- 2				
1- 0	0- 0	0- 0	NEUTRAL	0- 0	0- 0	1- 0				
5- 6	0- 2	0- 0	NON-CONFERENCE	0- 2	0- 1	5- 1				
2- 1	0- 1	0- 0	HOME	0- 0	0- 0	2- 0				
2- 5	0- 1	0- 0	AWAY	0- 2	0- 1	2- 1				
1- 0	0- 0	0- 0	NEUTRAL	0- 0	0- 0	1- 0				
6- 8	0- 0	1- 1	CONFERENCE	1- 5	1- 1	3- 1				
3- 3	0- 0	1- 0	HOME	1- 2	0- 1	1- 0				
3- 5	0- 0	0- 1	AWAY	0- 3	1- 0	2- 1				
0- 0	0- 0	0- 0	NEUTRAL	0- 0	0- 0	0- 0				

RPI 1-25				RPI 26-50				RPI 51-100				RPI 101+ Team's RPI: 151			
RPI	S	Opponent	Score	RPI	S	Opponent	Score	RPI	S	Opponent	Score	RPI	S	Opponent	Score
16	A	Creighton	45 82	33	A	South Dakota St.	64 76	51	A	Colorado St.	42 69	113	A	UCF	41 81
24	H	Kansas St.	57 70	33	H	South Dakota St.	83 82	63	A	South Dakota	56 91	147	A	Oral Roberts	64 49
								63	H	South Dakota	52 60	147	H	Oral Roberts	65 67
								66	A	IUPUI	47 79	189	N	North Texas	85 57
								66	H	IUPUI	64 44	193	A	Nebraska	58 66
								78	A	Western Ill.	63 80	206	H	Indiana St.	72 45
								78	H	Western Ill.	74 78	265	H	Wofford	89 64
								100	A	Abilene Christian	66 73	289	A	North Dakota St.	80 60
												311	A	Denver	82 73
												317	A	UMKC	80 57
												321	A	Fort Wayne	62 65
												321	H	Fort Wayne	63 49
												339	A	Florida A&M	70 50
LAST 12 Division I GAMES:															
189	N	North Texas	85 57	66	A	IUPUI	47 79								
100	A	Abilene Christian	66 73	33	H	South Dakota St.	83 82								
63	A	South Dakota	56 91	321	A	Fort Wayne	62 65								
321	H	Fort Wayne	63 49	311	A	Denver	82 73								
147	A	Oral Roberts	64 49	289	A	North Dakota St.	80 60								
78	A	Western Ill.	63 80	63	H	South Dakota	52 60								

Non-Div I Games: Lincoln (MO) 98 49 York (NE) 106 37

Omaha

Loss, Non-Conf, S Site, H Home A Away N Neutral

Oral Roberts

Through Games Of Feb. 19, 2017

Average RPI Win:	209	WON-LOST	WINNING	LAST 10	STRENGTH OF	OPP. STRENGTH	TEAM	ADJ.	CONF.	ADJ CONF.
Average RPI Loss:	87	RECORD	PCT. RANK	GAMES	SCHEDULE	OF SCHEDULE	RPI	RPI	RPI	RPI
DIV. I ONLY	12- 14	195	4- 6	136	93	147	147	11	11	
DIV. I NON-CONF.	6- 5	148	0- 0	164	15	86	86	9	9	
TOTALS	RPI 1-25	RPI 26-50	W-L RECORDS	RPI 51-100	RPI 101-150	RPI 150+				
12- 14	1- 0	0- 5	OVERALL	1- 6	1- 0	9- 3				
5- 5	0- 0	0- 1	HOME	1- 2	0- 0	4- 2				
7- 9	1- 0	0- 4	AWAY	0- 4	1- 0	5- 1				
0- 0	0- 0	0- 0	NEUTRAL	0- 0	0- 0	0- 0				
6- 5	1- 0	0- 3	NON-CONFERENCE	0- 1	1- 0	4- 1				
3- 0	0- 0	0- 0	HOME	0- 0	0- 0	3- 0				
3- 5	1- 0	0- 3	AWAY	0- 1	1- 0	1- 1				
0- 0	0- 0	0- 0	NEUTRAL	0- 0	0- 0	0- 0				
6- 9	0- 0	0- 2	CONFERENCE	1- 5	0- 0	5- 2				
2- 5	0- 0	0- 1	HOME	1- 2	0- 0	1- 2				
4- 4	0- 0	0- 1	AWAY	0- 3	0- 0	4- 0				
0- 0	0- 0	0- 0	NEUTRAL	0- 0	0- 0	0- 0				

RPI 1-25				RPI 26-50				RPI 51-100				RPI 101+ Team's RPI: 147			
RPI	S	Opponent	Score	RPI	S	Opponent	Score	RPI	S	Opponent	Score	RPI	S	Opponent	Score
14	A	Oklahoma	74 67	28	A	Arizona St.	52 79	63	A	South Dakota	50 79	143	A	Arkansas	70 60
				33	A	South Dakota St.	35 82	63	H	South Dakota	47 69	151	A	Omaha	67 65
				33	H	South Dakota St.	57 78	64	A	Northwestern	55 64	151	H	Omaha	49 64
				46	A	Iowa	76 96	66	A	IUPUI	41 53	153	A	Kansas	56 64
				49	A	Little Rock	50 56	66	H	IUPUI	54 45	156	H	Missouri St.	78 56
								78	A	Western Ill.	72 76	159	H	Tulsa	76 68
								78	H	Western Ill.	62 76	234	H	UT Martin	82 53
												289	A	North Dakota St.	70 50
												311	A	Denver	70 57
												311	H	Denver	45 47
												321	A	Fort Wayne	75 59
												321	H	Fort Wayne	82 56
												341	A	Houston Baptist	75 65
LAST 12 Division I GAMES:															
311	A	Denver	70 57	289	A	North Dakota St.	70 50	311	H	Denver	45 47				
63	A	South Dakota	50 79	321	A	Fort Wayne	75 59	66	A	IUPUI	41 53				
151	H	Omaha	49 64	33	A	South Dakota St.	35 82	33	H	South Dakota St.	57 78				
66	H	IUPUI	54 45	78	H	Western Ill.	62 76	63	H	South Dakota	47 69				

Non-Div I Games: Mid-Amer. Christian98 63 Okla. Sci. & Arts 67 35

Oral Roberts

Loss, Non-Conf, S Site, H Home A Away N Neutral

Oregon

Through Games Of Feb. 19, 2017

Average RPI Win:	132	WON-LOST	WINNING	LAST 10	STRENGTH OF	OPP. STRENGTH	TEAM	ADJ.	CONF.	ADJ CONF.
Average RPI Loss:	36	RECORD	PCT. RANK	GAMES	SCHEDULE	OF SCHEDULE	RPI	RPI	RPI	RPI
DIV. I ONLY	18- 10	99	6- 4	33	15	31	31	1	1	
DIV. I NON-CONF.	10- 2	32	0- 0	130	107	42	42	1	1	
TOTALS	RPI 1-25	RPI 26-50	W-L RECORDS	RPI 51-100	RPI 101-150	RPI 150+				
18- 10	1- 6	1- 1	OVERALL	6- 2	4- 1	6- 0				
10- 3	1- 2	1- 0	HOME	3- 1	2- 0	3- 0				
6- 6	0- 3	0- 1	AWAY	3- 1	2- 1	1- 0				
2- 1	0- 1	0- 0	NEUTRAL	0- 0	0- 0	2- 0				
10- 2	0- 1	1- 0	NON-CONFERENCE	0- 0	3- 1	6- 0				
6- 0	0- 0	1- 0	HOME	0- 0	2- 0	3- 0				
2- 1	0- 0	0- 0	AWAY	0- 0	1- 1	1- 0				
2- 1	0- 1	0- 0	NEUTRAL	0- 0	0- 0	2- 0				
8- 8	1- 5	0- 1	CONFERENCE	6- 2	1- 0	0- 0				
4- 3	1- 2	0- 0	HOME	3- 1	0- 0	0- 0				
4- 5	0- 3	0- 1	AWAY	3- 1	1- 0	0- 0				
0- 0	0- 0	0- 0	NEUTRAL	0- 0	0- 0	0- 0				

RPI 1-25				RPI 26-50				Team's RPI: 31	RPI 51-100				RPI 101+			
RPI	S	Opponent	Score	RPI	S	Opponent	Score		RPI	S	Opponent	Score	RPI	S	Opponent	Score
3	N	Mississippi St.	63 75	28	A	Arizona St.	63 68		62	A	Southern California	59 53	108	A	Clemson	87 59
5	A	Oregon St.	60 67	42	H	Michigan St.	88 55		62	H	Southern California	73 50	111	A	Arizona	79 65
5	H	Oregon St.	40 43						70	A	California	69 66	118	A	Ole Miss	67 83
6	H	Washington	77 99						75	A	Utah	73 61	124	H	Idaho	73 70
10	A	Stanford	60 81						75	H	Utah	84 66	130	H	Lamar University	84 67
12	A	UCLA	63 79						79	A	Colorado	66 76	190	H	UTSA	77 63
12	H	UCLA	84 75						79	H	Colorado	71 66	195	N	San Jose St.	91 62
									95	H	Washington St.	59 75	232	N	Portland St.	90 46
													258	H	Portland	81 41
													268	A	Hawaii	86 49
													276	H	CSU Bakersfield	77 62
LAST 12 Division I GAMES:																
79	A	Colorado	66 76	5	A	Oregon St.	60 67									
75	A	Utah	73 61	5	H	Oregon St.	40 43									
62	H	Southern California	73 50	75	H	Utah	84 66									
12	H	UCLA	84 75	79	H	Colorado	71 66									
28	A	Arizona St.	63 68	12	A	UCLA	63 79									
111	A	Arizona	79 65	62	A	Southern California	59 53									

Non-Div I Games:

Oregon

■ Loss,
■ Non-Conf, S Site,
■ Home
■ Away
N Neutral

Average RPI Win:	94	WON-LOST	WINNING	LAST 10	STRENGTH OF	OPP. STRENGTH	TEAM	ADJ.	CONF.	ADJ CONF.
Average RPI Loss:	38	RECORD	PCT. RANK	GAMES	SCHEDULE	OF SCHEDULE	RPI	RPI	RPI	RPI
DIV. I ONLY	25- 3	5	9- 1	17	28	5	5	1	1	
DIV. I NON-CONF.	11- 1	12	0- 0	50	176	15	15	1	1	
TOTALS	RPI 1-25	RPI 26-50	W-L RECORDS	RPI 51-100	RPI 101-150	RPI 150+				
25- 3	3- 1	4- 1	OVERALL	10- 1	4- 0	4- 0				
12- 2	2- 0	1- 1	HOME	3- 1	2- 0	4- 0				
8- 1	1- 1	2- 0	AWAY	4- 0	1- 0	0- 0				
5- 0	0- 0	1- 0	NEUTRAL	3- 0	1- 0	0- 0				
11- 1	0- 0	1- 1	NON-CONFERENCE	3- 0	3- 0	4- 0				
6- 1	0- 0	0- 1	HOME	0- 0	2- 0	4- 0				
0- 0	0- 0	0- 0	AWAY	0- 0	0- 0	0- 0				
5- 0	0- 0	1- 0	NEUTRAL	3- 0	1- 0	0- 0				
14- 2	3- 1	3- 0	CONFERENCE	7- 1	1- 0	0- 0				
6- 1	2- 0	1- 0	HOME	3- 1	0- 0	0- 0				
8- 1	1- 1	2- 0	AWAY	4- 0	1- 0	0- 0				
0- 0	0- 0	0- 0	NEUTRAL	0- 0	0- 0	0- 0				

RPI	S	Opponent	Score	RPI	S	Opponent	Score	RPI	S	Opponent	Score	RPI	S	Opponent	Score
6	H	Washington	73 70	28	A	Arizona St.	54 45	62	A	Southern California	74 60	101	H	UC Davis	93 52
10	A	Stanford	72 69	31	A	Oregon	43 40	62	H	Southern California	50 70	111	A	Arizona	65 57
12	A	UCLA	56 66	31	H	Oregon	67 60	69	N	Oklahoma St.	73 54	124	N	Idaho	60 49
12	H	UCLA	68 61	40	H	Marquette	73 74	70	A	California	66 56	130	H	Lamar University	88 56
				43	N	Quinnipiac	75 60	75	A	Utah	63 49	152	H	Idaho St.	61 38
								75	H	Utah	70 44	247	H	Ark.-Pine Bluff	73 40
								79	A	Colorado	54 49	258	H	Portland	62 45
								79	H	Colorado	81 57	294	H	Southern Utah	77 38
								88	N	UNLV	62 59				
								92	N	BYU	65 56				
								95	H	Washington St.	80 58				
LAST 12 Division I GAMES:															
75	A	Utah	63 49	31	H	Oregon	67 60								
79	A	Colorado	54 49	31	A	Oregon	43 40								
12	H	UCLA	68 61	79	H	Colorado	81 57								
62	H	Southern California	50 70	75	H	Utah	70 44								
111	A	Arizona	65 57	62	A	Southern California	74 60								
28	A	Arizona St.	54 45	12	A	UCLA	56 66								

Non-Div I Games:

Oregon St.

Average RPI Win: 213	WON-LOST	WINNING	LAST 10	STRENGTH OF	OPP. STRENGTH	TEAM	ADJ.	CONF.	ADJ CONF.
Average RPI Loss: 137	RECORD	PCT. RANK	GAMES	SCHEDULE	OF SCHEDULE	RPI	RPI	RPI	RPI
DIV. I ONLY	7- 18	289	1- 9	92	180	230	230	14	14
DIV. I NON-CONF.	2- 7	284	0- 0	18	201	190	190	13	13
TOTALS	RPI 1-25	RPI 26-50	W-L RECORDS	RPI 51-100	RPI 101-150	RPI 150+			
7- 18	0- 1	0- 1	OVERALL	1- 4	1- 6	5- 6			
4- 10	0- 0	0- 1	HOME	0- 3	1- 3	3- 3			
3- 8	0- 1	0- 0	AWAY	1- 1	0- 3	2- 3			
0- 0	0- 0	0- 0	NEUTRAL	0- 0	0- 0	0- 0			
2- 7	0- 1	0- 1	NON-CONFERENCE	0- 1	0- 3	2- 1			
1- 5	0- 0	0- 1	HOME	0- 1	0- 2	1- 1			
1- 2	0- 1	0- 0	AWAY	0- 0	0- 1	1- 0			
0- 0	0- 0	0- 0	NEUTRAL	0- 0	0- 0	0- 0			
5- 11	0- 0	0- 0	CONFERENCE	1- 3	1- 3	3- 5			
3- 5	0- 0	0- 0	HOME	0- 2	1- 1	2- 2			
2- 6	0- 0	0- 0	AWAY	1- 1	0- 2	1- 3			
0- 0	0- 0	0- 0	NEUTRAL	0- 0	0- 0	0- 0			

RPI 1-25				RPI 26-50				RPI 51-100				RPI 101+ Team's RPI: 230			
RPI	S	Opponent	Score	RPI	S	Opponent	Score	RPI	S	Opponent	Score	RPI	S	Opponent	Score
12	A	UCLA	55 82	40	H	Marquette	75 89	77	A	Gonzaga	65 63	101	H	UC Davis	87 95
								77	H	Gonzaga	58 74	119	A	Long Beach St.	58 66
								83	H	Montana St.	66 72	126	H	Northern Colo.	56 60
								92	A	BYU	50 68	127	A	St. Mary's (CA)	74 82
								92	H	BYU	55 68	127	H	St. Mary's (CA)	54 63
												145	A	San Francisco	64 67
												145	H	San Francisco	63 60
												155	A	Santa Clara	51 68
												174	H	Fresno St.	67 74
												195	A	San Jose St.	99 96
												198	H	Loyola Marymount	52 65
												229	A	San Diego	71 73
												229	H	San Diego	84 64
												258	A	Portland	84 74
												258	H	Portland	71 78
												276	H	CSU Bakersfield	91 61
												308	A	Pepperdine	58 59
												308	H	Pepperdine	80 79
LAST 12 Division I GAMES:															
				77	H	Gonzaga	58 74					145	A	San Francisco	64 67
				258	H	Portland	71 78					198	H	Loyola Marymount	52 65
				155	A	Santa Clara	51 68					92	A	BYU	50 68
				229	A	San Diego	71 73					127	H	St. Mary's (CA)	54 63
				308	H	Pepperdine	80 79					145	H	San Francisco	63 60
				127	A	St. Mary's (CA)	74 82					308	A	Pepperdine	58 59

Non-Div I Games: UC Merced 111 50 William Jessup 103 65

Pacific

Loss, Non-Conf, S Site, H Home A Away N Neutral

Average RPI Win:	190	WON-LOST	WINNING	LAST 10	STRENGTH OF	OPP. STRENGTH	TEAM	ADJ.	CONF.	ADJ CONF.
Average RPI Loss:	101	RECORD	PCT. RANK	GAMES	SCHEDULE	OF SCHEDULE	RPI	RPI	RPI	RPI
DIV. I ONLY	14- 7	80	6- 3	105	133	86	86	8	8	
DIV. I NON-CONF.	6- 6	165	0- 2	207	141	173	173	10	10	
TOTALS	RPI 1-25	RPI 26-50	W-L RECORDS	RPI 51-100	RPI 101-150	RPI 150+				
14- 7	0- 2	1- 0	OVERALL	0- 1	3- 2	10- 2				
4- 5	0- 1	1- 0	HOME	0- 1	1- 1	2- 2				
10- 2	0- 1	0- 0	AWAY	0- 0	2- 1	8- 0				
0- 0	0- 0	0- 0	NEUTRAL	0- 0	0- 0	0- 0				
6- 6	0- 2	0- 0	NON-CONFERENCE	0- 1	0- 1	6- 2				
0- 5	0- 1	0- 0	HOME	0- 1	0- 1	0- 2				
6- 1	0- 1	0- 0	AWAY	0- 0	0- 0	6- 0				
0- 0	0- 0	0- 0	NEUTRAL	0- 0	0- 0	0- 0				
8- 1	0- 0	1- 0	CONFERENCE	0- 0	3- 1	4- 0				
4- 0	0- 0	1- 0	HOME	0- 0	1- 0	2- 0				
4- 1	0- 0	0- 0	AWAY	0- 0	2- 1	2- 0				
0- 0	0- 0	0- 0	NEUTRAL	0- 0	0- 0	0- 0				

RPI 1-25				RPI 26-50				RPI 51-100				Team's RPI: 86	RPI 101+			
RPI	S	Opponent	Score	RPI	S	Opponent	Score	RPI	S	Opponent	Score		RPI	S	Opponent	Score
7	A	Duke	55 68	27	H	Harvard	63 43	55	H	Villanova	48 60		102	H	Saint Joseph's	53 57
23	H	Temple	53 63										110	A	Princeton	62 57
													122	A	Cornell	61 55
													142	A	Yale	48 61
													142	H	Yale	66 55
													164	H	La Salle	56 58
													165	A	Brown	71 68
													165	H	Brown	86 60
													166	A	UC Riverside	71 55
													169	A	CSUN	47 36
													177	A	Columbia	64 54
													215	H	Binghamton	48 61
													225	A	Richmond	47 44
													238	H	Dartmouth	68 38
													304	A	Rhode Island	75 43
													319	A	Lafayette	64 47
													334	A	Wagner	63 39
LAST 12 Division I GAMES:																
142	A	Yale	48 61	23	H	Temple	53 63	55	H	Villanova	48 60					
165	A	Brown	71 68					165	H	Brown	86 60					
122	A	Cornell	61 55					142	H	Yale	66 55					
177	A	Columbia	64 54					110	A	Princeton	62 57					
238	H	Dartmouth	68 38					166	A	UC Riverside	71 55					
27	H	Harvard	63 43													

Non-Div I Games: Stevens 89 43

Penn

Average RPI Win:	172	WON-LOST	WINNING	LAST 10	STRENGTH OF	OPP. STRENGTH	TEAM	ADJ.	CONF.	ADJ CONF.
Average RPI Loss:	70	RECORD	PCT. RANK	GAMES	SCHEDULE	OF SCHEDULE	RPI	RPI	RPI	RPI
DIV. I ONLY	18- 8	72	7- 3	156	60	74	74	6	6	
DIV. I NON-CONF.	10- 2	32	0- 0	236	123	77	77	6	6	
TOTALS	RPI 1-25	RPI 26-50	W-L RECORDS	RPI 51-100	RPI 101-150	RPI 150+				
18- 8	1- 1	1- 3	OVERALL	3- 3	2- 0	11- 1				
13- 1	1- 0	1- 1	HOME	2- 0	2- 0	7- 0				
4- 6	0- 1	0- 2	AWAY	1- 2	0- 0	3- 1				
1- 1	0- 0	0- 0	NEUTRAL	0- 1	0- 0	1- 0				
10- 2	1- 0	0- 0	NON-CONFERENCE	0- 2	2- 0	7- 0				
7- 0	1- 0	0- 0	HOME	0- 0	2- 0	4- 0				
2- 1	0- 0	0- 0	AWAY	0- 1	0- 0	2- 0				
1- 1	0- 0	0- 0	NEUTRAL	0- 1	0- 0	1- 0				
8- 6	0- 1	1- 3	CONFERENCE	3- 1	0- 0	4- 1				
6- 1	0- 0	1- 1	HOME	2- 0	0- 0	3- 0				
2- 5	0- 1	0- 2	AWAY	1- 1	0- 0	1- 1				
0- 0	0- 0	0- 0	NEUTRAL	0- 0	0- 0	0- 0				

RPI 1-25				RPI 26-50				RPI 51-100				RPI 101+			
RPI	S	Opponent	Score	RPI	S	Opponent	Score	RPI	S	Opponent	Score	RPI	S	Opponent	Score
17	H	Tennessee	70 56	26	A	Ohio St.	72 87	54	A	Drexel	60 83	144	H	Iona	80 67
21	A	Maryland	83 89	46	H	Iowa	71 58	58	N	Georgetown	54 68	146	H	Pittsburgh	91 62
				47	A	Indiana	66 72	64	A	Northwestern	74 58	167	A	Boston College	60 56
				47	H	Indiana	70 89	67	H	Minnesota	77 66	188	A	Illinois	80 62
								90	A	Purdue	51 64	188	H	Illinois	82 66
								90	H	Purdue	79 73	193	H	Nebraska	86 69
												210	H	American	70 65
												211	H	Wisconsin	76 46
												213	A	Rutgers	45 61
												223	H	Akron	84 71
												245	N	Georgia St.	69 42
												254	H	Marshall	82 80
												312	A	Holy Cross	84 48
												325	H	Saint Peter's	106 50
LAST 12 Division I GAMES:															
188	A	Illinois	80 62	47	A	Indiana	66 72								
90	H	Purdue	79 73	193	H	Nebraska	86 69								
67	H	Minnesota	77 66	211	H	Wisconsin	76 46								
64	A	Northwestern	74 58	21	A	Maryland	83 89								
26	A	Ohio St.	72 87	90	A	Purdue	51 64								
188	H	Illinois	82 66	46	H	Iowa	71 58								

Non-Div I Games:

Penn St.

Pepperdine

Through Games Of Feb. 19, 2017

Average RPI Win: 218	WON-LOST	WINNING	LAST 10	STRENGTH OF	OPP. STRENGTH	TEAM	ADJ.	CONF.	ADJ CONF.
Average RPI Loss: 183	RECORD	PCT. RANK	GAMES	SCHEDULE	OF SCHEDULE	RPI	RPI	RPI	RPI
DIV. I ONLY	7- 20	300	2- 8	231	221	308	308	14	14
DIV. I NON-CONF.	2- 9	293	0- 0	255	337	321	321	13	13
TOTALS	RPI 1-25	RPI 26-50	W-L RECORDS	RPI 51-100	RPI 101-150	RPI 150+			
7- 20	0- 1	0- 0	OVERALL	1- 4	1- 2	5- 13			
5- 9	0- 1	0- 0	HOME	1- 2	1- 2	3- 4			
2- 11	0- 0	0- 0	AWAY	0- 2	0- 0	2- 9			
0- 0	0- 0	0- 0	NEUTRAL	0- 0	0- 0	0- 0			
2- 9	0- 1	0- 0	NON-CONFERENCE	0- 1	0- 1	2- 6			
1- 4	0- 1	0- 0	HOME	0- 1	0- 1	1- 1			
1- 5	0- 0	0- 0	AWAY	0- 0	0- 0	1- 5			
0- 0	0- 0	0- 0	NEUTRAL	0- 0	0- 0	0- 0			
5- 11	0- 0	0- 0	CONFERENCE	1- 3	1- 1	3- 7			
4- 5	0- 0	0- 0	HOME	1- 1	1- 1	2- 3			
1- 6	0- 0	0- 0	AWAY	0- 2	0- 0	1- 4			
0- 0	0- 0	0- 0	NEUTRAL	0- 0	0- 0	0- 0			

RPI 1-25				RPI 26-50				RPI 51-100				RPI 101+ Team's RPI: 308			
RPI	S	Opponent	Score	RPI	S	Opponent	Score	RPI	S	Opponent	Score	RPI	S	Opponent	Score
7	H	Duke	65 99					77	A	Gonzaga	61 83	119	H	Long Beach St.	41 44
								77	H	Gonzaga	79 69	127	H	St. Mary's (CA)	60 81
								88	H	UNLV	61 68	145	H	San Francisco	81 59
								92	A	BYU	49 88	155	A	Santa Clara	40 61
								92	H	BYU	47 73	155	H	Santa Clara	48 69
												163	A	New Mexico St.	66 75
												198	A	Loyola Marymount	60 72
												198	H	Loyola Marymount	78 87
												229	A	San Diego	55 42
												229	H	San Diego	57 40
												230	A	Pacific	79 80
												230	H	Pacific	59 58
												236	A	UC Santa Barbara	57 66
												258	A	Portland	55 75
												258	H	Portland	61 71
												267	A	Cal Poly	52 62
												276	H	CSU Bakersfield	62 57
												288	H	Nevada	60 69
												311	A	Denver	67 75
												331	A	Utah Valley	65 72
												340	A	Cal St. Fullerton	69 58
LAST 12 Division I GAMES:															
198	H	Loyola Marymount	78 87	77	A	Gonzaga	61 83								
155	H	Santa Clara	48 69	258	A	Portland	55 75								
229	H	San Diego	57 40	127	H	St. Mary's (CA)	60 81								
92	A	BYU	49 88	92	H	BYU	47 73								
230	A	Pacific	79 80	155	A	Santa Clara	40 61								
145	H	San Francisco	81 59	230	H	Pacific	59 58								

Non-Div I Games:

Pepperdine

Loss, Non-Conf, S Site, H Home A Away N Neutral

Average RPI Win:	212	WON-LOST	WINNING	LAST 10	STRENGTH OF	OPP. STRENGTH	TEAM	ADJ.	CONF.	ADJ CONF.
Average RPI Loss:	54	RECORD	PCT. RANK	GAMES	SCHEDULE	OF SCHEDULE	RPI	RPI	RPI	RPI
DIV. I ONLY	12- 14	195	3- 7	66	61	146	146	3	3	
DIV. I NON-CONF.	8- 4	97	0- 0	269	255	186	186	4	4	
TOTALS	RPI 1-25	RPI 26-50	W-L RECORDS	RPI 51-100	RPI 101-150	RPI 150+				
12- 14	0- 5	1- 2	OVERALL	1- 4	2- 3	8- 0				
10- 5	0- 2	1- 0	HOME	1- 1	2- 2	6- 0				
0- 9	0- 3	0- 2	AWAY	0- 3	0- 1	0- 0				
2- 0	0- 0	0- 0	NEUTRAL	0- 0	0- 0	2- 0				
8- 4	0- 0	0- 0	NON-CONFERENCE	0- 2	1- 2	7- 0				
6- 2	0- 0	0- 0	HOME	0- 1	1- 1	5- 0				
0- 2	0- 0	0- 0	AWAY	0- 1	0- 1	0- 0				
2- 0	0- 0	0- 0	NEUTRAL	0- 0	0- 0	2- 0				
4- 10	0- 5	1- 2	CONFERENCE	1- 2	1- 1	1- 0				
4- 3	0- 2	1- 0	HOME	1- 0	1- 1	1- 0				
0- 7	0- 3	0- 2	AWAY	0- 2	0- 0	0- 0				
0- 0	0- 0	0- 0	NEUTRAL	0- 0	0- 0	0- 0				

RPI	S	Opponent	Score	RPI	S	Opponent	Score	RPI	S	Opponent	Score	RPI	S	Opponent	Score	Team's RPI: 146
2	A	Notre Dame	54 86	32	A	Syracuse	65 93	52	A	Georgia Tech	57 71	106	H	North Carolina	68 48	
7	A	Duke	48 62	38	A	North Carolina St.	42 55	59	A	Wake Forest	48 57	108	H	Clemson	46 54	
13	A	Louisville	52 73	45	H	Virginia	62 54	74	A	Penn St.	62 91	114	H	Charlotte	63 70	
13	H	Louisville	48 63					85	H	Virginia Tech	72 64	122	H	Cornell	56 44	
18	H	Miami (FL)	50 82					90	H	Purdue	61 67	133	A	Duquesne	54 63	
												167	H	Boston College	56 43	
												261	H	Loyola Maryland	74 44	
												269	N	McNeese	71 65	
												282	H	Bryant	76 60	
												287	H	Mt. St. Mary's	89 54	
												302	N	UTEP	71 46	
												309	H	Youngstown St.	63 50	
												314	H	Loyola Chicago	59 35	
LAST 12 Division I GAMES:																
52	A	Georgia Tech	57 71	13	H	Louisville	48 63									
85	H	Virginia Tech	72 64	38	A	North Carolina St.	42 55									
7	A	Duke	48 62	45	H	Virginia	62 54									
108	H	Clemson	46 54	106	H	North Carolina	68 48									
59	A	Wake Forest	48 57	2	A	Notre Dame	54 86									
32	A	Syracuse	65 93	13	A	Louisville	52 73									

Non-Div I Games: Slippery Rock 94 48

Pittsburgh

Loss, Non-Conf, S Site, H Home A Away N Neutral

Average RPI Win:	255	WON-LOST	WINNING	LAST 10	STRENGTH OF	OPP. STRENGTH	TEAM	ADJ.	CONF.	ADJ CONF.
Average RPI Loss:	125	RECORD	PCT. RANK	GAMES	SCHEDULE	OF SCHEDULE	RPI	RPI	RPI	RPI
DIV. I ONLY	5- 21	320	3- 7	90	134	258	258	14	14	
DIV. I NON-CONF.	1- 9	323	0- 0	20	77	225	225	13	13	
TOTALS	RPI 1-25	RPI 26-50	W-L RECORDS	RPI 51-100	RPI 101-150	RPI 150+				
5- 21	0- 2	0- 1	OVERALL	0- 6	0- 5	5- 7				
3- 8	0- 1	0- 0	HOME	0- 3	0- 2	3- 2				
2- 12	0- 1	0- 1	AWAY	0- 2	0- 3	2- 5				
0- 1	0- 0	0- 0	NEUTRAL	0- 1	0- 0	0- 0				
1- 9	0- 2	0- 1	NON-CONFERENCE	0- 3	0- 1	1- 2				
1- 2	0- 1	0- 0	HOME	0- 1	0- 0	1- 0				
0- 6	0- 1	0- 1	AWAY	0- 1	0- 1	0- 2				
0- 1	0- 0	0- 0	NEUTRAL	0- 1	0- 0	0- 0				
4- 12	0- 0	0- 0	CONFERENCE	0- 3	0- 4	4- 5				
2- 6	0- 0	0- 0	HOME	0- 2	0- 2	2- 2				
2- 6	0- 0	0- 0	AWAY	0- 1	0- 2	2- 3				
0- 0	0- 0	0- 0	NEUTRAL	0- 0	0- 0	0- 0				

RPI 1-25				RPI 26-50				RPI 51-100				RPI 101+ Team's RPI: 258			
RPI	S	Opponent	Score	RPI	S	Opponent	Score	RPI	S	Opponent	Score	RPI	S	Opponent	Score
5	A	Oregon St.	45 62	31	A	Oregon	41 81	62	N	Southern California	54 67	101	A	UC Davis	52 66
6	H	Washington	53 83					71	A	Boise St.	60 74	127	A	St. Mary's (CA)	76 92
								77	A	Gonzaga	55 67	127	H	St. Mary's (CA)	65 75
								77	H	Gonzaga	50 85	145	A	San Francisco	71 83
								83	H	Montana St.	66 70	145	H	San Francisco	56 75
								92	H	BYU	38 77	155	A	Santa Clara	56 68
												155	H	Santa Clara	44 56
												198	A	Loyola Marymount	54 69
												198	H	Loyola Marymount	71 56
												216	A	Weber St.	37 76
												229	A	San Diego	40 57
												230	A	Pacific	78 71
												230	H	Pacific	74 84
												232	H	Portland St.	79 68
												288	A	Nevada	59 72
												308	A	Pepperdine	71 61
												308	H	Pepperdine	75 55
LAST 12 Division I GAMES:															
145	A	San Francisco	71 83	229	A	San Diego	40 57								
230	A	Pacific	78 71	308	H	Pepperdine	75 55								
198	H	Loyola Marymount	71 56	77	H	Gonzaga	50 85								
127	H	St. Mary's (CA)	65 75	145	H	San Francisco	56 75								
92	H	BYU	38 77	198	A	Loyola Marymount	54 69								
155	A	Santa Clara	56 68	127	A	St. Mary's (CA)	76 92								

Non-Div I Games: Alas. Anchorage 66 57

Portland

Loss, Non-Conf, S Site, H Home A Away N Neutral

Average RPI Win:	278	WON-LOST	WINNING	LAST 10	STRENGTH OF	OPP. STRENGTH	TEAM	ADJ.	CONF.	ADJ CONF.
Average RPI Loss:	135	RECORD	PCT. RANK	GAMES	SCHEDULE	OF SCHEDULE	RPI	RPI	RPI	RPI
DIV. I ONLY	11- 14	209	4- 6	297	184	232	232	19	19	
DIV. I NON-CONF.	5- 6	186	0- 0	314	116	220	220	18	18	
TOTALS	RPI 1-25	RPI 26-50	W-L RECORDS	RPI 51-100	RPI 101-150	RPI 150+				
11- 14	0- 1	0- 1	OVERALL	1- 2	0- 5	10- 5				
6- 3	0- 0	0- 0	HOME	1- 0	0- 2	5- 1				
3- 9	0- 0	0- 0	AWAY	0- 0	0- 0	3- 1				
2- 2	0- 1	0- 1	NEUTRAL	0- 0	0- 0	2- 0				
5- 6	0- 1	0- 1	NON-CONFERENCE	0- 1	0- 1	5- 2				
2- 0	0- 0	0- 0	HOME	0- 0	0- 0	2- 0				
1- 4	0- 0	0- 0	AWAY	0- 1	0- 1	1- 2				
2- 2	0- 1	0- 1	NEUTRAL	0- 0	0- 0	2- 0				
6- 8	0- 0	0- 0	CONFERENCE	1- 1	0- 4	5- 3				
4- 3	0- 0	0- 0	HOME	1- 0	0- 2	3- 1				
2- 5	0- 0	0- 0	AWAY	0- 1	0- 2	2- 2				
0- 0	0- 0	0- 0	NEUTRAL	0- 0	0- 0	0- 0				

RPI 1-25				RPI 26-50				RPI 51-100				RPI 101+				Team's RPI: 232	
RPI	S	Opponent	Score	RPI	S	Opponent	Score	RPI	S	Opponent	Score	RPI	S	Opponent	Score		
14	N	Oklahoma	60 74	31	N	Oregon	46 90	71	A	Boise St.	76 94	111	A	Arizona	52 75		
								83	A	Montana St.	76 83	123	A	North Dakota	61 65		
								83	H	Montana St.	69 65	124	H	Idaho	66 72		
												126	A	Northern Colo.	62 91		
												132	H	Eastern Wash.	62 68		
												152	A	Idaho St.	47 53		
												169	A	CSUN	72 99		
												214	A	Seattle U	79 71		
												216	A	Weber St.	75 85		
												258	A	Portland	68 79		
												274	N	Kennesaw St.	71 61		
												279	A	Sacramento St.	88 86		
												279	H	Sacramento St.	68 77		
												293	N	Northern Ky.	77 54		
												294	H	Southern Utah	81 74		
												306	H	Northern Ariz.	56 55		
												320	H	UC Irvine	79 73		
												330	A	Montana	64 44		
												330	H	Montana	68 45		
												340	H	Cal St. Fullerton	81 73		
LAST 12 Division I GAMES:																	
				330	H	Montana	68 45					279	H	Sacramento St.	68 77		
				83	H	Montana St.	69 65					83	A	Montana St.	76 83		
				216	A	Weber St.	75 85					330	A	Montana	64 44		
				152	A	Idaho St.	47 53					294	H	Southern Utah	81 74		
				132	H	Eastern Wash.	62 68					306	H	Northern Ariz.	56 55		
				124	H	Idaho	66 72					279	A	Sacramento St.	88 86		

Non-Div I Games: Pacific Union 93 61

Portland St.

Prairie View

Through Games Of Feb. 19, 2017

Average RPI Win:	277	WON-LOST	WINNING	LAST 10	STRENGTH OF	OPP. STRENGTH	TEAM	ADJ.	CONF.	ADJ CONF.
Average RPI Loss:	191	RECORD	PCT. RANK	GAMES	SCHEDULE	OF SCHEDULE	RPI	RPI	RPI	RPI
DIV. I ONLY	9- 16	252	4- 6	280	333	292	292	30	30	
DIV. I NON-CONF.	5- 7	205	0- 0	114	259	169	169	30	30	
TOTALS	RPI 1-25	RPI 26-50	W-L RECORDS	RPI 51-100	RPI 101-150	RPI 150+				
9- 16	0- 2	0- 0	OVERALL	0- 2	0- 1	9- 11				
8- 2	0- 0	0- 0	HOME	0- 0	0- 0	8- 2				
0- 14	0- 0	0- 0	AWAY	0- 0	0- 0	0- 1				
1- 0	0- 0	0- 0	NEUTRAL	0- 0	0- 0	1- 0				
5- 7	0- 2	0- 0	NON-CONFERENCE	0- 2	0- 1	5- 2				
4- 0	0- 0	0- 0	HOME	0- 0	0- 0	4- 0				
0- 7	0- 2	0- 0	AWAY	0- 2	0- 1	0- 2				
1- 0	0- 0	0- 0	NEUTRAL	0- 0	0- 0	1- 0				
4- 9	0- 0	0- 0	CONFERENCE	0- 0	0- 0	4- 9				
4- 2	0- 0	0- 0	HOME	0- 0	0- 0	4- 2				
0- 7	0- 0	0- 0	AWAY	0- 0	0- 0	0- 7				
0- 0	0- 0	0- 0	NEUTRAL	0- 0	0- 0	0- 0				

RPI 1-25				RPI 26-50				RPI 51-100				RPI 101+ Team's RPI: 292			
RPI	S	Opponent	Score	RPI	S	Opponent	Score	RPI	S	Opponent	Score	RPI	S	Opponent	Score
19	A	DePaul	62 94					93	A	SMU	54 61	107	A	SFA	64 88
20	A	Texas A&M	62 90					98	A	Texas Tech	43 85	168	A	Rice	57 68
												172	H	Texas St.	64 60
												205	H	Bethune-Cookman	66 64
												209	H	Alabama St.	61 75
												217	A	Texas Southern	51 73
												217	H	Texas Southern	62 70
												219	A	Grambling	55 60
												219	H	Grambling	51 49
												233	A	Southern U.	72 86
												247	A	Ark.-Pine Bluff	47 64
												248	A	UTRGV	74 82
												254	N	Marshall	78 68
												297	H	Nicholls St.	69 67
												300	A	Alcorn	55 62
												310	A	Mississippi Val.	55 64
												310	H	Mississippi Val.	96 65
												343	H	Sam Houston St.	75 65
												346	A	Jackson St.	60 74
												346	H	Jackson St.	73 63
												349	H	Alabama A&M	71 47
LAST 12 Division I GAMES:															
310	H	Mississippi Val.	96 65	247	A	Ark.-Pine Bluff	47 64	310	A	Mississippi Val.	55 64				
219	A	Grambling	55 60	219	H	Grambling	51 49								
346	A	Jackson St.	60 74	346	H	Jackson St.	73 63								
217	A	Texas Southern	51 73	217	H	Texas Southern	62 70								
209	H	Alabama St.	61 75	300	A	Alcorn	55 62								
349	H	Alabama A&M	71 47												

Non-Div I Games:

Prairie View

Loss, Non-Conf, S Site, H Home A Away N Neutral

Presbyterian

Through Games Of Feb. 19, 2017

Average RPI Win:	272	WON-LOST	WINNING	LAST 10	STRENGTH OF	OPP. STRENGTH	TEAM	ADJ.	CONF.	ADJ CONF.
Average RPI Loss:	167	RECORD	PCT. RANK	GAMES	SCHEDULE	OF SCHEDULE	RPI	RPI	RPI	RPI
DIV. I ONLY	10- 15	227	6- 4	177	318	221	221	28	28	
DIV. I NON-CONF.	2- 9	293	0- 0	100	256	232	232	28	28	
TOTALS	RPI 1-25	RPI 26-50	W-L RECORDS	RPI 51-100	RPI 101-150	RPI 150+				
10- 15	0- 0	0- 1	OVERALL	0- 4	1- 2	9- 8				
5- 5	0- 0	0- 0	HOME	0- 2	1- 0	4- 3				
5- 9	0- 0	0- 1	AWAY	0- 2	0- 2	5- 4				
0- 1	0- 0	0- 0	NEUTRAL	0- 0	0- 0	0- 1				
2- 9	0- 0	0- 1	NON-CONFERENCE	0- 4	0- 1	2- 3				
0- 3	0- 0	0- 0	HOME	0- 2	0- 0	0- 1				
2- 5	0- 0	0- 1	AWAY	0- 2	0- 1	2- 1				
0- 1	0- 0	0- 0	NEUTRAL	0- 0	0- 0	0- 1				
8- 6	0- 0	0- 0	CONFERENCE	0- 0	1- 1	7- 5				
5- 2	0- 0	0- 0	HOME	0- 0	1- 0	4- 2				
3- 4	0- 0	0- 0	AWAY	0- 0	0- 1	3- 3				
0- 0	0- 0	0- 0	NEUTRAL	0- 0	0- 0	0- 0				

RPI S	Opponent	Score	RPI S	Opponent	Score	RPI S	Opponent	Score	RPI S	Opponent	Score	Team's RPI: 221
47	A Indiana	37 71	60	H Belmont	58 83	114	A Charlotte	63 71				
			77	A Gonzaga	39 79	134	A Radford	50 60				
			85	A Virginia Tech	36 67	134	H Radford	58 54				
			89	H Chattanooga	48 56	158	A East Carolina	46 54				
						199	H Campbell	39 49				
						203	A UNCG	69 62				
						217	N Texas Southern	62 74				
						242	A Liberty	60 68				
						242	H Liberty	56 55				
						246	A UNC Asheville	52 47				
						246	H UNC Asheville	60 67				
						251	A Charleston So.	34 52				
						251	H Charleston So.	50 48				
						270	A High Point	60 87				
						313	A Gardner-Webb	56 55				
						313	H Gardner-Webb	58 47				
						318	H USC Upstate	48 55				
						333	A Winthrop	78 39				
						338	H Longwood	65 55				
						342	A N.C. Central	72 63				
LAST 12 Division I GAMES:												
134	A Radford	50 60	270	A High Point	60 87							
313	H Gardner-Webb	58 47	246	H UNC Asheville	60 67							
242	H Liberty	56 55	333	A Winthrop	78 39							
246	A UNC Asheville	52 47	251	H Charleston So.	50 48							
251	A Charleston So.	34 52	199	H Campbell	39 49							
134	H Radford	58 54	242	A Liberty	60 68							

Non-Div I Games:

Presbyterian

Loss, Non-Conf, S Site, H Home A Away N Neutral

Average RPI Win:	198	WON-LOST	WINNING	LAST 10	STRENGTH OF	OPP. STRENGTH	TEAM	ADJ.	CONF.	ADJ CONF.
Average RPI Loss:	87	RECORD	PCT. RANK	GAMES	SCHEDULE	OF SCHEDULE	RPI	RPI	RPI	RPI
DIV. I ONLY	13- 9	125	8- 2	123	105	110	110	8	8	
DIV. I NON-CONF.	6- 7	182	2- 1	232	63	196	196	10	10	
TOTALS	RPI 1-25	RPI 26-50	W-L RECORDS	RPI 51-100	RPI 101-150	RPI 150+				
13- 9	0- 1	1- 1	OVERALL	0- 3	3- 3	9- 1				
7- 4	0- 0	1- 0	HOME	0- 2	1- 1	5- 1				
6- 5	0- 1	0- 1	AWAY	0- 1	2- 2	4- 0				
0- 0	0- 0	0- 0	NEUTRAL	0- 0	0- 0	0- 0				
6- 7	0- 1	0- 1	NON-CONFERENCE	0- 2	0- 3	6- 0				
4- 2	0- 0	0- 0	HOME	0- 1	0- 1	4- 0				
2- 5	0- 1	0- 1	AWAY	0- 1	0- 2	2- 0				
0- 0	0- 0	0- 0	NEUTRAL	0- 0	0- 0	0- 0				
7- 2	0- 0	1- 0	CONFERENCE	0- 1	3- 0	3- 1				
3- 2	0- 0	1- 0	HOME	0- 1	1- 0	1- 1				
4- 0	0- 0	0- 0	AWAY	0- 0	2- 0	2- 0				
0- 0	0- 0	0- 0	NEUTRAL	0- 0	0- 0	0- 0				

RPI S	Opponent	Score	RPI S	Opponent	Score	RPI S	Opponent	Score	RPI S	Opponent	Score	Team's RPI: 110
24	A Kansas St.	42 60	27	H Harvard	63 58	52	A Georgia Tech	51 67	109	H Rider	62 70	
			48	A George Washington	45 56	53	H Dayton	56 62	120	A Fordham	55 57	
						86	H Penn	57 62	122	A Cornell	58 54	
									128	A Delaware	62 66	
									142	A Yale	69 47	
									142	H Yale	74 62	
									165	A Brown	81 75	
									165	H Brown	88 98	
									177	A Columbia	62 52	
									201	A UMBC	69 58	
									207	H Seton Hall	94 67	
									213	H Rutgers	64 34	
									238	H Dartmouth	85 55	
									291	A Lipscomb	71 43	
									319	H Lafayette	65 27	
									334	H Wagner	107 44	
LAST 12 Division I GAMES:												
165	A Brown	81 75	142	H Yale	74 62							
142	A Yale	69 47	165	H Brown	88 98							
177	A Columbia	62 52	86	H Penn	57 62							
122	A Cornell	58 54	291	A Lipscomb	71 43							
27	H Harvard	63 58	52	A Georgia Tech	51 67							
238	H Dartmouth	85 55	334	H Wagner	107 44							

Non-Div I Games:

Princeton

■ Loss,
 ■ Non-Conf, S Site,
 ■ Home
 ■ Away
 N Neutral

Providence

Through Games Of Feb. 19, 2017

Average RPI Win:	217	WON-LOST	WINNING	LAST 10	STRENGTH OF	OPP. STRENGTH	TEAM	ADJ.	CONF.	ADJ CONF.
Average RPI Loss:	86	RECORD	PCT. RANK	GAMES	SCHEDULE	OF SCHEDULE	RPI	RPI	RPI	RPI
DIV. I ONLY	11- 16	224	2- 8	113	79	176	176	7	7	
DIV. I NON-CONF.	8- 3	67	0- 0	309	269	114	114	7	7	
TOTALS	RPI 1-25	RPI 26-50	W-L RECORDS	RPI 51-100	RPI 101-150	RPI 150+				
11- 16	0- 4	1- 1	OVERALL	0- 6	0- 0	10- 5				
6- 6	0- 2	1- 0	HOME	0- 3	0- 0	5- 1				
3- 10	0- 2	0- 1	AWAY	0- 3	0- 0	3- 4				
2- 0	0- 0	0- 0	NEUTRAL	0- 0	0- 0	2- 0				
8- 3	0- 0	0- 0	NON-CONFERENCE	0- 0	0- 0	8- 3				
3- 0	0- 0	0- 0	HOME	0- 0	0- 0	3- 0				
3- 3	0- 0	0- 0	AWAY	0- 0	0- 0	3- 3				
2- 0	0- 0	0- 0	NEUTRAL	0- 0	0- 0	2- 0				
3- 13	0- 4	1- 1	CONFERENCE	0- 6	0- 0	2- 2				
3- 6	0- 2	1- 0	HOME	0- 3	0- 0	2- 1				
0- 7	0- 2	0- 1	AWAY	0- 3	0- 0	0- 1				
0- 0	0- 0	0- 0	NEUTRAL	0- 0	0- 0	0- 0				

RPI 1-25				RPI 26-50				RPI 51-100				RPI 101+ Team's RPI: 176			
RPI	S	Opponent	Score	RPI	S	Opponent	Score	RPI	S	Opponent	Score	RPI	S	Opponent	Score
16	A	Creighton	57 88	40	A	Marquette	74 79	55	A	Villanova	43 61	165	A	Brown	70 77
16	H	Creighton	51 58	40	H	Marquette	66 64	55	H	Villanova	59 64	167	A	Boston College	53 57
19	A	DePaul	56 61					58	A	Georgetown	70 72	171	A	Hartford	77 65
19	H	DePaul	55 64					58	H	Georgetown	39 71	177	A	Columbia	64 66
								72	A	St. John's (NY)	50 60	187	H	Xavier	51 54
								72	H	St. John's (NY)	47 71	207	A	Seton Hall	43 55
												207	H	Seton Hall	74 57
												215	H	Binghamton	71 58
												222	A	UNCW	65 49
												226	A	Monmouth	62 58
												235	N	Miami (OH)	75 59
												250	H	Butler	68 51
												252	H	Colgate	92 85
												282	N	Bryant	62 51
												289	H	North Dakota St.	86 63
LAST 12 Division I GAMES:															
207	H	Seton Hall	74 57	40	H	Marquette	66 64	72	A	St. John's (NY)	50 60				
72	H	St. John's (NY)	47 71	207	A	Seton Hall	43 55	16	H	Creighton	51 58				
16	A	Creighton	57 88	55	A	Villanova	43 61	58	H	Georgetown	39 71				
55	A	Villanova	43 61	58	H	Georgetown	70 72	55	H	Villanova	59 64				
58	A	Georgetown	70 72												
19	H	DePaul	55 64												

Non-Div I Games:

Providence

■ Loss,
 ■ Non-Conf,
 ■ S Site,
 ■ H Home
 ■ A Away
 N Neutral

Average RPI Win:	169	WON-LOST	WINNING	LAST 10	STRENGTH OF	OPP. STRENGTH	TEAM	ADJ.	CONF.	ADJ CONF.
Average RPI Loss:	66	RECORD	PCT. RANK	GAMES	SCHEDULE	OF SCHEDULE	RPI	RPI	RPI	RPI
DIV. I ONLY	17- 11	113	5- 5	78	78	90	90	6	6	
DIV. I NON-CONF.	9- 5	112	0- 0	174	121	131	131	6	6	
TOTALS	RPI 1-25	RPI 26-50	W-L RECORDS	RPI 51-100	RPI 101-150	RPI 150+				
17- 11	0- 2	4- 3	OVERALL	1- 4	2- 1	10- 1				
9- 5	0- 1	3- 2	HOME	1- 1	0- 0	5- 1				
6- 4	0- 0	1- 1	AWAY	0- 2	2- 1	3- 0				
2- 2	0- 1	0- 0	NEUTRAL	0- 1	0- 0	2- 0				
9- 5	0- 1	1- 0	NON-CONFERENCE	0- 2	2- 1	6- 1				
5- 2	0- 0	1- 0	HOME	0- 1	0- 0	4- 1				
2- 1	0- 0	0- 0	AWAY	0- 0	2- 1	0- 0				
2- 2	0- 1	0- 0	NEUTRAL	0- 1	0- 0	2- 0				
8- 6	0- 1	3- 3	CONFERENCE	1- 2	0- 0	4- 0				
4- 3	0- 1	2- 2	HOME	1- 0	0- 0	1- 0				
4- 3	0- 0	1- 1	AWAY	0- 2	0- 0	3- 0				
0- 0	0- 0	0- 0	NEUTRAL	0- 0	0- 0	0- 0				

RPI 1-25				RPI 26-50				RPI 51-100				Team's RPI: 90		RPI 101+			
RPI	S	Opponent	Score	RPI	S	Opponent	Score	RPI	S	Opponent	Score			RPI	S	Opponent	Score
10	N	Stanford	69 78	26	H	Ohio St.	56 61	55	N	Villanova	44 58			129	A	Ball St.	58 42
21	H	Maryland	70 85	37	H	Michigan	62 72	64	A	Northwestern	60 76			141	A	Maine	47 67
				41	H	Central Mich.	62 51	66	H	IUPUI	62 67			146	A	Pittsburgh	67 61
				42	A	Michigan St.	76 66	74	A	Penn St.	73 79			154	N	Northeastern	79 54
				42	H	Michigan St.	66 54	74	H	Penn St.	64 51			183	H	Southern Ill.	61 64
				46	H	Iowa	72 52							188	A	Illinois	72 64
				47	A	Indiana	60 74							193	H	Nebraska	88 45
														197	N	Wichita St.	86 49
														211	A	Wisconsin	79 57
														213	A	Rutgers	55 42
														252	H	Colgate	71 51
														285	H	Eastern Mich.	77 50
														318	H	USC Upstate	71 41
														342	H	N.C. Central	61 27
LAST 12 Division I GAMES:																	
				46	H	Iowa	72 52					193	H	Nebraska	88 45		
				213	A	Rutgers	55 42					42	A	Michigan St.	76 66		
				74	A	Penn St.	73 79					47	A	Indiana	60 74		
				37	H	Michigan	62 72					26	H	Ohio St.	56 61		
				188	A	Illinois	72 64					211	A	Wisconsin	79 57		
				21	H	Maryland	70 85					74	H	Penn St.	64 51		

Non-Div I Games:

Purdue

■ Loss,
 ■ Non-Conf, S Site,
 ■ Home
 ■ Away
 N Neutral

Quinnipiac

Through Games Of Feb. 19, 2017

Average RPI Win:	197	WON-LOST	WINNING	LAST 10	STRENGTH OF	OPP. STRENGTH	TEAM	ADJ.	CONF.	ADJ CONF.
Average RPI Loss:	104	RECORD	PCT. RANK	GAMES	SCHEDULE	OF SCHEDULE	RPI	RPI	RPI	RPI
DIV. I ONLY	22- 6	28	7- 3	112	182	43	43	18	18	
DIV. I NON-CONF.	7- 3	83	0- 0	10	112	13	13	17	17	
TOTALS	RPI 1-25	RPI 26-50	W-L RECORDS	RPI 51-100	RPI 101-150	RPI 150+				
22- 6	0- 2	0- 1	OVERALL	2- 0	4- 1	16- 2				
11- 1	0- 0	0- 1	HOME	1- 0	2- 0	8- 0				
9- 4	0- 0	0- 0	AWAY	1- 0	1- 0	7- 1				
2- 1	0- 1	0- 0	NEUTRAL	0- 0	1- 0	1- 0				
7- 3	0- 2	0- 1	NON-CONFERENCE	2- 0	1- 0	4- 0				
2- 1	0- 0	0- 1	HOME	1- 0	0- 0	1- 0				
3- 1	0- 1	0- 0	AWAY	1- 0	0- 0	2- 0				
2- 1	0- 1	0- 0	NEUTRAL	0- 0	1- 0	1- 0				
15- 3	0- 0	0- 0	CONFERENCE	0- 0	3- 1	12- 2				
9- 0	0- 0	0- 0	HOME	0- 0	2- 0	7- 0				
6- 3	0- 0	0- 0	AWAY	0- 0	1- 1	5- 2				
0- 0	0- 0	0- 0	NEUTRAL	0- 0	0- 0	0- 0				

RPI 1-25				RPI 26-50				Team's RPI: 43				RPI 51-100				RPI 101+			
RPI	S	Opponent	Score	RPI	S	Opponent	Score	RPI	S	Opponent	Score	RPI	S	Opponent	Score	RPI	S	Opponent	Score
5	N	Oregon St.	60 75	42	H	Michigan St.	54 71	53	A	Dayton	63 60	109	A	Rider	91 79				
23	A	Temple	68 71					97	H	FGCU	66 56	109	H	Rider	79 53				
												119	N	Long Beach St.	63 60				
												144	A	Iona	44 58				
												144	H	Iona	53 45				
												154	H	Northeastern	76 59				
												163	N	New Mexico St.	49 46				
												171	A	Hartford	82 59				
												178	A	Siena	76 60				
												178	H	Siena	73 47				
												186	A	Fairfield	52 65				
												186	H	Fairfield	60 55				
												224	H	Marist	79 57				
												226	A	Monmouth	58 61				
												226	H	Monmouth	74 54				
												240	A	Niagara	71 64				
												240	H	Niagara	61 45				
												260	A	Manhattan	69 49				
												260	H	Manhattan	81 38				
												262	A	Canisius	64 53				
												312	A	Holy Cross	78 55				
												325	A	Saint Peter's	84 51				
												325	H	Saint Peter's	82 47				
LAST 12 Division I GAMES:																			
260	A	Manhattan	69 49	144	A	Iona	44 58												
144	H	Iona	53 45	240	H	Niagara	61 45												
178	A	Siena	76 60	109	H	Rider	79 53												
224	H	Marist	79 57	226	A	Monmouth	58 61												
226	H	Monmouth	74 54	186	H	Fairfield	60 55												
186	A	Fairfield	52 65	260	H	Manhattan	81 38												

Non-Div I Games:

Quinnipiac

Loss, Non-Conf, S Site, H Home A Away N Neutral

Average RPI Win:	258	WON-LOST	WINNING	LAST 10	STRENGTH OF	OPP. STRENGTH	TEAM	ADJ.	CONF.	ADJ CONF.
Average RPI Loss:	166	RECORD	PCT. RANK	GAMES	SCHEDULE	OF SCHEDULE	RPI	RPI	RPI	RPI
DIV. I ONLY	17- 6	53	7- 3	335	222	134	134	28	28	
DIV. I NON-CONF.	6- 3	97	0- 0	260	38	87	87	28	28	
TOTALS	RPI 1-25	RPI 26-50	W-L RECORDS	RPI 51-100	RPI 101-150	RPI 150+				
17- 6	0- 1	0- 0	OVERALL	1- 1	0- 0	16- 4				
9- 0	0- 0	0- 0	HOME	0- 0	0- 0	9- 0				
8- 6	0- 0	0- 0	AWAY	1- 1	0- 0	7- 0				
0- 0	0- 0	0- 0	NEUTRAL	0- 0	0- 0	0- 0				
6- 3	0- 1	0- 0	NON-CONFERENCE	1- 1	0- 0	5- 1				
2- 0	0- 0	0- 0	HOME	0- 0	0- 0	2- 0				
4- 3	0- 1	0- 0	AWAY	1- 1	0- 0	3- 1				
0- 0	0- 0	0- 0	NEUTRAL	0- 0	0- 0	0- 0				
11- 3	0- 0	0- 0	CONFERENCE	0- 0	0- 0	11- 3				
7- 0	0- 0	0- 0	HOME	0- 0	0- 0	7- 0				
4- 3	0- 0	0- 0	AWAY	0- 0	0- 0	4- 3				
0- 0	0- 0	0- 0	NEUTRAL	0- 0	0- 0	0- 0				

RPI 1-25			RPI 26-50			RPI 51-100			RPI 101+ Team's RPI: 134		
RPI	S	Opponent	Score	RPI	S	Opponent	Score	RPI	S	Opponent	Score
15	A	Kentucky	36 59					183	A	George Mason	56 70
								199	A	Campbell	61 42
								203	A	UNCG	70 54
								208	A	Appalachian St.	57 54
								221	A	Presbyterian	54 58
								221	H	Presbyterian	60 50
								242	A	Liberty	48 49
								242	H	Liberty	76 68
								246	A	UNC Asheville	64 62
								251	A	Charleston So.	45 57
								251	H	Charleston So.	67 59
								263	H	Tennessee Tech	79 46
								270	H	High Point	59 56
								275	A	Davidson	44 40
								290	H	Western Caro.	67 39
								313	H	Gardner-Webb	67 57
								333	A	Winthrop	60 50
								333	H	Winthrop	74 49
								338	A	Longwood	74 34
								338	H	Longwood	73 55
LAST 12 Division I GAMES:											
221	H	Presbyterian	60 50	246	A	UNC Asheville	64 62				
338	A	Longwood	74 34	242	H	Liberty	76 68				
251	H	Charleston So.	67 59	251	A	Charleston So.	45 57				
242	A	Liberty	48 49	270	H	High Point	59 56				
333	H	Winthrop	74 49	338	H	Longwood	73 55				
221	A	Presbyterian	54 58	199	A	Campbell	61 42				

Non-Div I Games: Concord 78 51 Davis & Elkins 67 57

Radford

Loss, Non-Conf, S Site, H Home A Away N Neutral

Rhode Island

Through Games Of Feb. 19, 2017

Average RPI Win: 223	WON-LOST	WINNING	LAST 10	STRENGTH OF	OPP. STRENGTH	TEAM	ADJ.	CONF.	ADJ CONF.
Average RPI Loss: 155	RECORD	PCT. RANK	GAMES	SCHEDULE	OF SCHEDULE	RPI	RPI	RPI	RPI
DIV. I ONLY	5- 22	322	1- 9	185	143	304	304	12	12
DIV. I NON-CONF.	4- 8	230	0- 0	221	183	247	247	12	12
TOTALS	RPI 1-25	RPI 26-50	W-L RECORDS	RPI 51-100	RPI 101-150	RPI 150+			
5- 22	0- 0	0- 3	OVERALL	0- 3	1- 4	4- 12			
3- 9	0- 0	0- 2	HOME	0- 1	1- 3	2- 3			
2- 12	0- 0	0- 1	AWAY	0- 2	0- 1	2- 8			
0- 1	0- 0	0- 0	NEUTRAL	0- 0	0- 0	0- 1			
4- 8	0- 0	0- 2	NON-CONFERENCE	0- 2	0- 0	4- 4			
2- 3	0- 0	0- 1	HOME	0- 1	0- 0	2- 1			
2- 4	0- 0	0- 1	AWAY	0- 1	0- 0	2- 2			
0- 1	0- 0	0- 0	NEUTRAL	0- 0	0- 0	0- 1			
1- 14	0- 0	0- 1	CONFERENCE	0- 1	1- 4	0- 8			
1- 6	0- 0	0- 1	HOME	0- 0	1- 3	0- 2			
0- 8	0- 0	0- 0	AWAY	0- 1	0- 1	0- 6			
0- 0	0- 0	0- 0	NEUTRAL	0- 0	0- 0	0- 0			

RPI 1-25				RPI 26-50				RPI 51-100				RPI 101+				Team's RPI: 304	
RPI	S	Opponent	Score	RPI	S	Opponent	Score	RPI	S	Opponent	Score	RPI	S	Opponent	Score		
				32	A	Syracuse	49 95	53	A	Dayton	51 81	102	H	Saint Joseph's	49 75		
				42	H	Michigan St.	48 85	84	A	Toledo	50 65	103	H	Saint Louis	50 68		
				48	H	George Washington	44 72	86	H	Penn	43 75	120	H	Fordham	69 74		
												133	H	Duquesne	71 69		
												135	A	VCU	57 68		
												153	A	Kansas	36 72		
												164	A	La Salle	51 70		
												164	H	La Salle	49 58		
												165	A	Brown	65 76		
												183	A	George Mason	51 60		
												186	A	Fairfield	72 65		
												224	H	Marist	82 61		
												225	A	Richmond	51 67		
												225	H	Richmond	53 58		
												228	H	Samford	78 63		
												231	A	St. Bonaventure	69 78		
												238	H	Dartmouth	52 62		
												275	A	Davidson	64 74		
												282	N	Bryant	56 62		
												295	A	Massachusetts	67 68		
												344	A	UMass Lowell	64 57		
LAST 12 Division I GAMES:																	
				133	H	Duquesne	71 69	53	A	Dayton	51 81						
				183	A	George Mason	51 60	102	H	Saint Joseph's	49 75						
				275	A	Davidson	64 74	103	H	Saint Louis	50 68						
				48	H	George Washington	44 72	135	A	VCU	57 68						
				225	A	Richmond	51 67	225	H	Richmond	53 58						
				164	H	La Salle	49 58	164	A	La Salle	51 70						

Non-Div I Games:

Rhode Island

■ Loss,
■ Non-Conf,
■ S Site,
■ H Home
■ A Away
N Neutral

Average RPI Win:	260	WON-LOST	WINNING	LAST 10	STRENGTH OF	OPP. STRENGTH	TEAM	ADJ.	CONF.	ADJ CONF.
Average RPI Loss:	118	RECORD	PCT. RANK	GAMES	SCHEDULE	OF SCHEDULE	RPI	RPI	RPI	RPI
DIV. I ONLY	15- 9	106	7- 3	304	185	168	168	15	15	
DIV. I NON-CONF.	8- 2	49	0- 0	337	318	143	143	16	16	
TOTALS	RPI 1-25	RPI 26-50	W-L RECORDS	RPI 51-100	RPI 101-150	RPI 150+				
15- 9	0- 0	0- 1	OVERALL	0- 2	2- 3	13- 3				
7- 4	0- 0	0- 0	HOME	0- 0	1- 2	6- 2				
8- 5	0- 0	0- 1	AWAY	0- 2	1- 1	7- 1				
0- 0	0- 0	0- 0	NEUTRAL	0- 0	0- 0	0- 0				
8- 2	0- 0	0- 1	NON-CONFERENCE	0- 1	0- 0	8- 0				
4- 0	0- 0	0- 0	HOME	0- 0	0- 0	4- 0				
4- 2	0- 0	0- 1	AWAY	0- 1	0- 0	4- 0				
0- 0	0- 0	0- 0	NEUTRAL	0- 0	0- 0	0- 0				
7- 7	0- 0	0- 0	CONFERENCE	0- 1	2- 3	5- 3				
3- 4	0- 0	0- 0	HOME	0- 0	1- 2	2- 2				
4- 3	0- 0	0- 0	AWAY	0- 1	1- 1	3- 1				
0- 0	0- 0	0- 0	NEUTRAL	0- 0	0- 0	0- 0				

RPI	S	Opponent	Score	RPI	S	Opponent	Score	RPI	S	Opponent	Score	RPI	S	Opponent	Score	Team's RPI: 168
30	A	LSU	55	66	69	A	Oklahoma St.	51	65	114	A	Charlotte	55	52		
					76	A	Middle Tenn.	61	71	114	H	Charlotte	51	69		
										121	A	Old Dominion	66	81		
										121	H	Old Dominion	47	59		
										125	H	Southern Miss.	76	68		
										161	H	Louisiana Tech	67	70		
										185	A	UAB	61	62		
										189	A	North Texas	51	49		
										189	H	North Texas	69	77		
										190	A	UTSA	66	61		
										217	A	Texas Southern	52	49		
										218	H	Grand Canyon	64	50		
										283	H	FIU	74	55		
										292	H	Prairie View	68	57		
										302	A	UTEP	80	76		
										303	H	A&M-Corpus Christi	70	36		
										328	H	Fla. Atlantic	89	55		
										329	A	La.-Monroe	93	50		
										332	A	Incarnate Word	60	43		
										341	A	Houston Baptist	79	53		
										343	H	Sam Houston St.	77	51		
LAST 12 Division I GAMES:																
302	A	UTEP	80	76	121	A	Old Dominion	66	81							
190	A	UTSA	66	61	125	H	Southern Miss.	76	68							
328	H	Fla. Atlantic	89	55	161	H	Louisiana Tech	67	70							
283	H	FIU	74	55	189	A	North Texas	51	49							
189	H	North Texas	69	77	185	A	UAB	61	62							
114	A	Charlotte	55	52	76	A	Middle Tenn.	61	71							

Non-Div I Games: Huston-Tillotson 96 62

Rice

Average RPI Win: 260	WON-LOST	WINNING	LAST 10	STRENGTH OF	OPP. STRENGTH	TEAM	ADJ.	CONF.	ADJ CONF.
Average RPI Loss: 133	RECORD	PCT. RANK	GAMES	SCHEDULE	OF SCHEDULE	RPI	RPI	RPI	RPI
DIV. I ONLY	13- 15	192	4- 6	277	168	225	225	12	12
DIV. I NON-CONF.	6- 7	182	0- 0	284	282	248	248	12	12
TOTALS	RPI 1-25	RPI 26-50	W-L RECORDS	RPI 51-100	RPI 101-150	RPI 150+			
13- 15	0- 0	0- 1	OVERALL	0- 2	1- 6	12- 6			
6- 7	0- 0	0- 1	HOME	0- 1	1- 1	5- 4			
5- 7	0- 0	0- 0	AWAY	0- 1	0- 5	5- 1			
2- 1	0- 0	0- 0	NEUTRAL	0- 0	0- 0	2- 1			
6- 7	0- 0	0- 1	NON-CONFERENCE	0- 1	0- 1	6- 4			
2- 4	0- 0	0- 1	HOME	0- 1	0- 0	2- 2			
2- 2	0- 0	0- 0	AWAY	0- 0	0- 1	2- 1			
2- 1	0- 0	0- 0	NEUTRAL	0- 0	0- 0	2- 1			
7- 8	0- 0	0- 0	CONFERENCE	0- 1	1- 5	6- 2			
4- 3	0- 0	0- 0	HOME	0- 0	1- 1	3- 2			
3- 5	0- 0	0- 0	AWAY	0- 1	0- 4	3- 0			
0- 0	0- 0	0- 0	NEUTRAL	0- 0	0- 0	0- 0			

RPI S	Opponent	Score	RPI S	Opponent	Score	RPI S	Opponent	Score	RPI S	Opponent	Score	Team's RPI: 225
45	H Virginia	56 63	53	A Dayton	39 55	102	H Saint Joseph's	70 52	103	A Saint Louis	66 73	
			86	H Penn	44 47	120	A Fordham	41 67	133	A Duquesne	61 73	
						135	A VCU	55 62	135	H VCU	55 57	
						149	A William & Mary	39 67	158	H East Carolina	60 71	
						164	H La Salle	58 63	177	H Columbia	58 65	
						179	A Hampton	45 72	181	N Cleveland St.	65 69	
						183	A George Mason	70 58	183	H George Mason	50 54	
						208	H Appalachian St.	55 46	231	H St. Bonaventure	61 54	
						237	A Furman	54 48	242	N Liberty	63 54	
						275	A Davidson	61 52	295	H Massachusetts	56 45	
						304	A Rhode Island	58 53	304	H Rhode Island	67 51	
						328	A Fla. Atlantic	77 67	336	H Morgan St.	54 37	
						339	N Florida A&M	64 51				
LAST 12 Division I GAMES:												
103	A Saint Louis	66 73	275	A Davidson	61 52							
295	H Massachusetts	56 45	133	A Duquesne	61 73							
183	A George Mason	70 58	183	H George Mason	50 54							
53	A Dayton	39 55	164	H La Salle	58 63							
304	H Rhode Island	67 51	304	A Rhode Island	58 53							
135	H VCU	55 57	120	A Fordham	41 67							

Non-Div I Games:

Richmond

■ Loss,
 ■ Non-Conf,
 ■ S Site,
 ■ H Home
 ■ A Away
 N Neutral

Average RPI Win: 234	WON-LOST	WINNING	LAST 10	STRENGTH OF	OPP. STRENGTH	TEAM	ADJ.	CONF.	ADJ CONF.
Average RPI Loss: 137	RECORD	PCT. RANK	GAMES	SCHEDULE	OF SCHEDULE	RPI	RPI	RPI	RPI
DIV. I ONLY	20- 6	33	8- 2	290	199	109	109	18	18
DIV. I NON-CONF.	6- 3	97	0- 0	319	233	155	155	17	17
TOTALS	RPI 1-25	RPI 26-50	W-L RECORDS	RPI 51-100	RPI 101-150	RPI 150+			
20- 6	0- 0	0- 2	OVERALL	0- 0	3- 1	17- 3			
9- 2	0- 0	0- 1	HOME	0- 0	1- 0	8- 1			
11- 3	0- 0	0- 1	AWAY	0- 0	2- 1	9- 1			
0- 1	0- 0	0- 0	NEUTRAL	0- 0	0- 0	0- 1			
6- 3	0- 0	0- 0	NON-CONFERENCE	0- 0	1- 1	5- 2			
3- 0	0- 0	0- 0	HOME	0- 0	0- 0	3- 0			
3- 2	0- 0	0- 0	AWAY	0- 0	1- 1	2- 1			
0- 1	0- 0	0- 0	NEUTRAL	0- 0	0- 0	0- 1			
14- 3	0- 0	0- 2	CONFERENCE	0- 0	2- 0	12- 1			
6- 2	0- 0	0- 1	HOME	0- 0	1- 0	5- 1			
8- 1	0- 0	0- 1	AWAY	0- 0	1- 0	7- 0			
0- 0	0- 0	0- 0	NEUTRAL	0- 0	0- 0	0- 0			

RPI 1-25			RPI 26-50			RPI 51-100			RPI 101+ Team's RPI: 109		
RPI	S	Opponent	Score	RPI	S	Opponent	Score	RPI	S	Opponent	Score
				43	A	Quinnipiac	53 79	110	A	Princeton	70 62
				43	H	Quinnipiac	79 91	113	A	UCF	30 49
								144	A	Iona	52 36
								144	H	Iona	85 65
								164	H	La Salle	74 61
								178	A	Siena	62 61
								178	H	Siena	72 70
								186	H	Fairfield	67 68
								202	A	Towson	79 75
								207	A	Seton Hall	81 89
								224	A	Marist	69 56
								224	H	Marist	65 46
								226	A	Monmouth	71 69
								231	N	St. Bonaventure	47 60
								240	A	Niagara	78 58
								260	A	Manhattan	53 36
								260	H	Manhattan	73 64
								262	A	Canisius	71 70
								262	H	Canisius	61 50
								301	A	Lehigh	75 68
								319	H	Lafayette	76 58
								324	H	St. Francis Brooklyn	77 60
								325	A	Saint Peter's	56 43
								325	H	Saint Peter's	47 46
LAST 12 Division I GAMES:											
224	H	Marist	65 46	260	H	Manhattan	73 64				
262	H	Canisius	61 50	43	A	Quinnipiac	53 79				
144	A	Iona	52 36	325	A	Saint Peter's	56 43				
178	H	Siena	72 70	186	H	Fairfield	67 68				
226	A	Monmouth	71 69	224	A	Marist	69 56				
325	H	Saint Peter's	47 46	178	A	Siena	62 61				

Non-Div I Games:

Rider

■ Loss,
 ■ Non-Conf,
 ■ S Site,
 ■ Home
 ■ A Away
 N Neutral

Average RPI Win:	297	WON-LOST	WINNING	LAST 10	STRENGTH OF	OPP. STRENGTH	TEAM	ADJ.	CONF.	ADJ CONF.
Average RPI Loss:	185	RECORD	PCT. RANK	GAMES	SCHEDULE	OF SCHEDULE	RPI	RPI	RPI	RPI
DIV. I ONLY	16- 9	101	9- 1	338	319	212	212	31	31	
DIV. I NON-CONF.	4- 6	209	0- 0	283	168	213	213	32	32	
TOTALS	RPI 1-25	RPI 26-50	W-L RECORDS	RPI 51-100	RPI 101-150	RPI 150+				
16- 9	0- 0	0- 1	OVERALL	1- 1	0- 2	15- 5				
6- 3	0- 0	0- 0	HOME	0- 0	0- 0	6- 3				
10- 5	0- 0	0- 1	AWAY	1- 1	0- 1	9- 2				
0- 1	0- 0	0- 0	NEUTRAL	0- 0	0- 1	0- 0				
4- 6	0- 0	0- 1	NON-CONFERENCE	1- 1	0- 2	3- 2				
1- 1	0- 0	0- 0	HOME	0- 0	0- 0	1- 1				
3- 4	0- 0	0- 1	AWAY	1- 1	0- 1	2- 1				
0- 1	0- 0	0- 0	NEUTRAL	0- 0	0- 1	0- 0				
12- 3	0- 0	0- 0	CONFERENCE	0- 0	0- 0	12- 3				
5- 2	0- 0	0- 0	HOME	0- 0	0- 0	5- 2				
7- 1	0- 0	0- 0	AWAY	0- 0	0- 0	7- 1				
0- 0	0- 0	0- 0	NEUTRAL	0- 0	0- 0	0- 0				

RPI	S	Opponent	Score	RPI	S	Opponent	Score	RPI	S	Opponent	Score	RPI	S	Opponent	Score	Team's RPI: 212
46	A	Iowa	60	81	91	A	Vanderbilt	59	75	115	N	Stetson	60	68		
					99	A	Kent St.	68	65	128	A	Delaware	65	67		
										196	A	Sacred Heart	59	69		
										226	H	Monmouth	56	69		
										244	H	Howard	59	42		
										256	A	Saint Francis (PA)	70	68		
										256	H	Saint Francis (PA)	55	70		
										282	H	Bryant	62	46		
										283	A	FIU	57	59		
										287	A	Mt. St. Mary's	50	44		
										287	H	Mt. St. Mary's	70	58		
										316	A	Central Conn. St.	62	39		
										316	H	Central Conn. St.	55	46		
										319	A	Lafayette	62	51		
										324	A	St. Francis Brooklyn	61	54		
										324	H	St. Francis Brooklyn	49	56		
										334	A	Wagner	82	63		
										334	H	Wagner	74	41		
										336	A	Morgan St.	58	44		
										337	A	LIU Brooklyn	64	54		
										337	H	LIU Brooklyn	83	42		
										345	A	Fairleigh Dickinson	66	64		
LAST 12 Division I GAMES:																
316	A	Central Conn. St.	62	39	287	A	Mt. St. Mary's	50	44							
287	H	Mt. St. Mary's	70	58	316	H	Central Conn. St.	55	46							
334	H	Wagner	74	41	282	H	Bryant	62	46							
337	A	LIU Brooklyn	64	54	256	H	Saint Francis (PA)	55	70							
324	A	St. Francis Brooklyn	61	54	334	A	Wagner	82	63							
256	A	Saint Francis (PA)	70	68	337	H	LIU Brooklyn	83	42							

Non-Div I Games: Point Park 69 52

Robert Morris

■ Loss,
 ■ Non-Conf,
 ■ S Site,
 ■ Home
 ■ A Away
 N Neutral

Average RPI Win:	147	WON-LOST	WINNING	LAST 10	STRENGTH OF	OPP. STRENGTH	TEAM	ADJ.	CONF.	ADJ CONF.
Average RPI Loss:	79	RECORD	PCT. RANK	GAMES	SCHEDULE	OF SCHEDULE	RPI	RPI	RPI	RPI
DIV. I ONLY	6- 21	310	1- 9	45	47	213	213	6	6	
DIV. I NON-CONF.	3- 10	280	0- 0	15	48	183	183	6	6	
TOTALS	RPI 1-25	RPI 26-50	W-L RECORDS	RPI 51-100	RPI 101-150	RPI 150+				
6- 21	0- 4	1- 6	OVERALL	2- 6	0- 1	3- 4				
6- 8	0- 2	1- 3	HOME	2- 3	0- 0	3- 0				
0- 13	0- 2	0- 3	AWAY	0- 3	0- 1	0- 4				
0- 0	0- 0	0- 0	NEUTRAL	0- 0	0- 0	0- 0				
3- 10	0- 3	0- 2	NON-CONFERENCE	1- 3	0- 1	2- 1				
3- 4	0- 2	0- 1	HOME	1- 1	0- 0	2- 0				
0- 6	0- 1	0- 1	AWAY	0- 2	0- 1	0- 1				
0- 0	0- 0	0- 0	NEUTRAL	0- 0	0- 0	0- 0				
3- 11	0- 1	1- 4	CONFERENCE	1- 3	0- 0	1- 3				
3- 4	0- 0	1- 2	HOME	1- 2	0- 0	1- 0				
0- 7	0- 1	0- 2	AWAY	0- 1	0- 0	0- 3				
0- 0	0- 0	0- 0	NEUTRAL	0- 0	0- 0	0- 0				

RPI 1-25				RPI 26-50				RPI 51-100				RPI 101+				Team's RPI: 213	
RPI	S	Opponent	Score	RPI	S	Opponent	Score	RPI	S	Opponent	Score	RPI	S	Opponent	Score		
7	H	Duke	32 68	37	A	Michigan	50 63	59	A	Wake Forest	43 55	110	A	Princeton	34 64		
21	A	Maryland	71 80	39	H	James Madison	76 82	64	H	Northwestern	37 55	173	A	Houston	51 53		
23	H	Temple	37 48	42	H	Michigan St.	62 58	67	A	Minnesota	46 80	188	A	Illinois	41 78		
25	A	Elon	54 66	45	A	Virginia	54 62	68	H	Bucknell	57 53	193	A	Nebraska	58 62		
				46	A	Iowa	57 71	72	A	St. John's (NY)	39 65	207	H	Seton Hall	53 45		
				46	H	Iowa	59 71	74	H	Penn St.	61 45	211	A	Wisconsin	41 53		
				47	H	Indiana	52 63	89	H	Chattanooga	53 66	211	H	Wisconsin	68 52		
								90	H	Purdue	42 55	282	H	Bryant	50 42		
LAST 12 Division I GAMES:																	
211	A	Wisconsin	41 53	21	A	Maryland	71 80										
90	H	Purdue	42 55	46	H	Iowa	59 71										
67	A	Minnesota	46 80	42	H	Michigan St.	62 58										
47	H	Indiana	52 63	193	A	Nebraska	58 62										
46	A	Iowa	57 71	188	A	Illinois	41 78										
64	H	Northwestern	37 55	211	H	Wisconsin	68 52										

Non-Div I Games:

Rutgers

■ Loss,
 ■ Non-Conf,
 ■ S Site,
 ■ H Home
 ■ A Away
 N Neutral

SFA				STRENGTH OF SCHEDULE	OPP. STRENGTH OF SCHEDULE	TEAM RPI	ADJ. RPI	CONF. RPI	ADJ CONF. RPI
Average RPI Win:	253	WON-LOST RECORD	WINNING PCT. RANK						
Average RPI Loss:	120		LAST 10 GAMES						
DIV. I ONLY	17- 5	32	7- 3	276	293	107	107	27	27
DIV. I NON-CONF.	6- 2	63	0- 0	159	223	54	54	27	27
TOTALS	RPI 1-25	RPI 26-50	W-L RECORDS	RPI 51-100	RPI 101-150	RPI 150+			
17- 5	0- 1	0- 0	OVERALL	1- 2	2- 1	14- 1			
7- 2	0- 0	0- 0	HOME	0- 1	1- 1	6- 0			
10- 3	0- 1	0- 0	AWAY	1- 1	1- 0	8- 1			
0- 0	0- 0	0- 0	NEUTRAL	0- 0	0- 0	0- 0			
6- 2	0- 1	0- 0	NON-CONFERENCE	0- 1	1- 0	5- 0			
2- 0	0- 0	0- 0	HOME	0- 0	0- 0	2- 0			
4- 2	0- 1	0- 0	AWAY	0- 1	1- 0	3- 0			
0- 0	0- 0	0- 0	NEUTRAL	0- 0	0- 0	0- 0			
11- 3	0- 0	0- 0	CONFERENCE	1- 1	1- 1	9- 1			
5- 2	0- 0	0- 0	HOME	0- 1	1- 1	4- 0			
6- 1	0- 0	0- 0	AWAY	1- 0	0- 0	5- 1			
0- 0	0- 0	0- 0	NEUTRAL	0- 0	0- 0	0- 0			

RPI 1-25				RPI 26-50				RPI 51-100				RPI 101+ Team's RPI: 107			
RPI	S	Opponent	Score	RPI	S	Opponent	Score	RPI	S	Opponent	Score	RPI	S	Opponent	Score
20	A	Texas A&M	48 63					63	A	South Dakota	74 80	105	A	UT Arlington	65 60
								100	A	Abilene Christian	70 61	116	H	Central Ark.	63 67
								100	H	Abilene Christian	73 80	130	H	Lamar University	74 66
												161	A	Louisiana Tech	60 58
												183	A	George Mason	77 76
												200	H	New Orleans	88 61
												269	A	McNeese	96 65
												284	A	Coppin St.	72 57
												292	H	Prairie View	88 64
												297	A	Nicholls St.	82 77
												297	H	Nicholls St.	80 55
												299	A	Northwestern St.	72 76
												303	H	A&M-Corpus Christi	64 56
												327	A	Southeastern La.	92 62
												330	H	Montana	54 46
												332	A	Incarinate Word	94 75
												341	H	Houston Baptist	86 49
												343	A	Sam Houston St.	83 65
LAST 12 Division I GAMES:															
327	A	Southeastern La.	92 62	200	H	New Orleans	88 61								
100	H	Abilene Christian	73 80	116	H	Central Ark.	63 67								
130	H	Lamar University	74 66	332	A	Incarinate Word	94 75								
297	A	Nicholls St.	82 77	297	H	Nicholls St.	80 55								
299	A	Northwestern St.	72 76	100	A	Abilene Christian	70 61								
343	A	Sam Houston St.	83 65	303	H	A&M-Corpus Christi	64 56								

Non-Div I Games: Okla. Panhandle 77 43 Tex. Permian Basin 89 70 LSU-Shreveport 93 56

SFA

Loss, Non-Conf, S Site, H Home A Away N Neutral

Average RPI Win: 266	WON-LOST	WINNING	LAST 10	STRENGTH OF	OPP. STRENGTH	TEAM	ADJ.	CONF.	ADJ CONF.
Average RPI Loss: 147	RECORD	PCT. RANK	GAMES	SCHEDULE	OF SCHEDULE	RPI	RPI	RPI	RPI
DIV. I ONLY	11- 16	224	7- 3	133	297	204	204	26	26
DIV. I NON-CONF.	3- 9	275	0- 0	31	245	198	198	26	26
TOTALS	RPI 1-25	RPI 26-50	W-L RECORDS	RPI 51-100	RPI 101-150	RPI 150+			
11- 16	0- 1	0- 1	OVERALL	0- 5	0- 2	11- 7			
7- 3	0- 0	0- 0	HOME	0- 1	0- 0	7- 2			
3- 10	0- 1	0- 1	AWAY	0- 2	0- 2	3- 4			
1- 3	0- 0	0- 0	NEUTRAL	0- 2	0- 0	1- 1			
3- 9	0- 1	0- 1	NON-CONFERENCE	0- 4	0- 2	3- 1			
2- 1	0- 0	0- 0	HOME	0- 1	0- 0	2- 0			
0- 5	0- 1	0- 1	AWAY	0- 1	0- 2	0- 0			
1- 3	0- 0	0- 0	NEUTRAL	0- 2	0- 0	1- 1			
8- 7	0- 0	0- 0	CONFERENCE	0- 1	0- 0	8- 6			
5- 2	0- 0	0- 0	HOME	0- 0	0- 0	5- 2			
3- 5	0- 0	0- 0	AWAY	0- 1	0- 0	3- 4			
0- 0	0- 0	0- 0	NEUTRAL	0- 0	0- 0	0- 0			

RPI 1-25				RPI 26-50				RPI 51-100				RPI 101+ Team's RPI: 204			
RPI	S	Opponent	Score	RPI	S	Opponent	Score	RPI	S	Opponent	Score	RPI	S	Opponent	Score
22	A	Missouri	60 72	33	A	South Dakota St.	49 82	60	A	Belmont	67 94	103	A	Saint Louis	49 90
								63	N	South Dakota	68 75	115	A	Stetson	68 78
								78	H	Western Ill.	74 76	182	A	Morehead St.	66 69
								82	A	Northern Ill.	78 97	183	H	Southern Ill.	60 59
								91	N	Vanderbilt	63 73	205	N	Bethune-Cookman	78 83
												234	A	UT Martin	70 68
												234	H	UT Martin	72 82
												243	A	Murray St.	85 76
												243	H	Murray St.	77 84
												249	H	Jacksonville St.	69 62
												263	H	Tennessee Tech	60 49
												266	H	Tennessee St.	73 52
												272	A	Austin Peay	62 85
												272	H	Austin Peay	76 69
												278	A	Southeast Mo. St.	74 78
												278	H	Southeast Mo. St.	70 69
												296	A	Eastern Ill.	75 59
												298	A	Eastern Ky.	63 75
												307	H	Illinois St.	92 80
												331	N	Utah Valley	71 64
LAST 12 Division I GAMES:															
243	A	Murray St.	85 76	296	A	Eastern Ill.	75 59								
272	H	Austin Peay	76 69	266	H	Tennessee St.	73 52								
234	H	UT Martin	72 82	234	A	UT Martin	70 68								
278	A	Southeast Mo. St.	74 78	278	H	Southeast Mo. St.	70 69								
249	H	Jacksonville St.	69 62	243	H	Murray St.	77 84								
60	A	Belmont	67 94	272	A	Austin Peay	62 85								

Non-Div I Games: Mo.-St. Louis 59 49

SIUE

■ Loss,
 ■ Non-Conf,
 ■ S Site,
 ■ Home
 ■ A Away
 N Neutral

Average RPI Win:	170	WON-LOST	WINNING	LAST 10	STRENGTH OF	OPP. STRENGTH	TEAM	ADJ.	CONF.	ADJ CONF.
Average RPI Loss:	76	RECORD	PCT. RANK	GAMES	SCHEDULE	OF SCHEDULE	RPI	RPI	RPI	RPI
DIV. I ONLY	14- 12	153	4- 6	56	64	93	93	5	5	
DIV. I NON-CONF.	9- 4	85	0- 0	111	92	63	63	5	5	
TOTALS	RPI 1-25	RPI 26-50	W-L RECORDS	RPI 51-100	RPI 101-150	RPI 150+				
14- 12	1- 4	0- 2	OVERALL	0- 1	3- 3	10- 2				
10- 3	1- 1	0- 2	HOME	0- 0	3- 0	6- 0				
2- 8	0- 2	0- 0	AWAY	0- 1	0- 3	2- 2				
2- 1	0- 1	0- 0	NEUTRAL	0- 0	0- 0	2- 0				
9- 4	1- 1	0- 0	NON-CONFERENCE	0- 1	0- 2	8- 0				
6- 0	1- 0	0- 0	HOME	0- 0	0- 0	5- 0				
1- 3	0- 0	0- 0	AWAY	0- 1	0- 2	1- 0				
2- 1	0- 1	0- 0	NEUTRAL	0- 0	0- 0	2- 0				
5- 8	0- 3	0- 2	CONFERENCE	0- 0	3- 1	2- 2				
4- 3	0- 1	0- 2	HOME	0- 0	3- 0	1- 0				
1- 5	0- 2	0- 0	AWAY	0- 0	0- 1	1- 2				
0- 0	0- 0	0- 0	NEUTRAL	0- 0	0- 0	0- 0				

RPI	S	Opponent	Score	RPI	S	Opponent	Score	RPI	S	Opponent	Score	RPI	S	Opponent	Score
1	A	UConn	41 83	34	H	South Fla.	51 52	79	A	Colorado	50 67	113	H	UCF	63 58
1	H	UConn	48 88	44	H	Tulane	59 71					137	A	TCU	67 76
3	N	Mississippi St.	42 91									138	A	Cincinnati	65 67
20	H	Texas A&M	54 53									138	H	Cincinnati	64 47
23	A	Temple	52 66									139	A	New Mexico	49 64
												150	H	Memphis	53 44
												153	A	Kansas	75 63
												158	A	East Carolina	57 58
												159	A	Tulsa	59 66
												159	H	Tulsa	62 41
												167	N	Boston College	72 64
												172	H	Texas St.	64 56
												173	A	Houston	66 45
												189	H	North Texas	65 51
												214	H	Seattle U	77 43
												217	H	Texas Southern	61 36
												219	N	Grambling	56 36
												292	H	Prairie View	61 54
LAST 12 Division I GAMES:															
159	H	Tulsa	62 41	34	H	South Fla.	51 52								
23	A	Temple	52 66	173	A	Houston	66 45								
1	A	UConn	41 83	138	A	Cincinnati	65 67								
113	H	UCF	63 58	1	H	UConn	48 88								
150	H	Memphis	53 44	44	H	Tulane	59 71								
159	A	Tulsa	59 66	158	A	East Carolina	57 58								

Non-Div I Games:

SMU

■ Loss,
■ Non-Conf,
■ S Site,
■ Home
■ A Away
N Neutral

Average RPI Win:	282	WON-LOST	WINNING	LAST 10	STRENGTH OF	OPP. STRENGTH	TEAM	ADJ.	CONF.	ADJ CONF.
Average RPI Loss:	151	RECORD	PCT. RANK	GAMES	SCHEDULE	OF SCHEDULE	RPI	RPI	RPI	RPI
DIV. I ONLY	8- 16	262	4- 6	235	250	279	279	19	19	
DIV. I NON-CONF.	3- 7	250	0- 0	227	247	294	294	18	18	
TOTALS	RPI 1-25	RPI 26-50	W-L RECORDS	RPI 51-100	RPI 101-150	RPI 150+				
8- 16	0- 0	0- 0	OVERALL	0- 4	0- 6	8- 6				
5- 7	0- 0	0- 0	HOME	0- 2	0- 3	5- 2				
3- 7	0- 0	0- 0	AWAY	0- 2	0- 3	3- 2				
0- 2	0- 0	0- 0	NEUTRAL	0- 0	0- 0	0- 2				
3- 7	0- 0	0- 0	NON-CONFERENCE	0- 2	0- 2	3- 3				
2- 3	0- 0	0- 0	HOME	0- 1	0- 1	2- 1				
1- 2	0- 0	0- 0	AWAY	0- 1	0- 1	1- 0				
0- 2	0- 0	0- 0	NEUTRAL	0- 0	0- 0	0- 2				
5- 9	0- 0	0- 0	CONFERENCE	0- 2	0- 4	5- 3				
3- 4	0- 0	0- 0	HOME	0- 1	0- 2	3- 1				
2- 5	0- 0	0- 0	AWAY	0- 1	0- 2	2- 2				
0- 0	0- 0	0- 0	NEUTRAL	0- 0	0- 0	0- 0				

RPI 1-25				RPI 26-50				RPI 51-100				RPI 101+				Team's RPI: 279	
RPI	S	Opponent	Score	RPI	S	Opponent	Score	RPI	S	Opponent	Score	RPI	S	Opponent	Score		
								62	H	Southern California	95	111	101	H	UC Davis	78	110
								70	A	California	73	97	123	A	North Dakota	71	94
								83	A	Montana St.	80	84	124	H	Idaho	58	72
								83	H	Montana St.	82	104	126	A	Northern Colo.	88	95
													132	H	Eastern Wash.	65	72
													145	A	San Francisco	80	91
													152	A	Idaho St.	60	79
													163	N	New Mexico St.	73	99
													180	H	Hofstra	97	85
													216	A	Weber St.	60	66
													232	A	Portland St.	77	68
													232	H	Portland St.	86	88
													267	H	Cal Poly	97	96
													288	H	Nevada	95	99
													294	H	Southern Utah	81	69
													306	H	Northern Ariz.	82	76
													309	N	Youngstown St.	94	102
													320	A	UC Irvine	78	70
													330	A	Montana	73	60
													330	H	Montana	99	69
LAST 12 Division I GAMES:																	
				83	H	Montana St.	82	104	232	A	Portland St.	77	68				
				330	H	Montana	99	69	330	A	Montana	73	60				
				152	A	Idaho St.	60	79	83	A	Montana St.	80	84				
				216	A	Weber St.	60	66	306	H	Northern Ariz.	82	76				
				124	H	Idaho	58	72	294	H	Southern Utah	81	69				
				132	H	Eastern Wash.	65	72	232	H	Portland St.	86	88				

Non-Div I Games: Stanislaus St. 102 72

Sacramento St.

Sacred Heart

Through Games Of Feb. 19, 2017

Average RPI Win:	280	WON-LOST	WINNING	LAST 10	STRENGTH OF	OPP. STRENGTH	TEAM	ADJ.	CONF.	ADJ CONF.
Average RPI Loss:	187	RECORD	PCT. RANK	GAMES	SCHEDULE	OF SCHEDULE	RPI	RPI	RPI	RPI
DIV. I ONLY	15- 11	130	8- 2	288	328	196	196	31	31	
DIV. I NON-CONF.	3- 8	262	0- 0	69	205	187	187	32	32	
TOTALS	RPI 1-25	RPI 26-50	W-L RECORDS	RPI 51-100	RPI 101-150	RPI 150+				
15- 11	0- 0	0- 1	OVERALL	0- 3	0- 0	15- 7				
9- 3	0- 0	0- 1	HOME	0- 0	0- 0	9- 2				
6- 8	0- 0	0- 0	AWAY	0- 3	0- 0	6- 5				
0- 0	0- 0	0- 0	NEUTRAL	0- 0	0- 0	0- 0				
3- 8	0- 0	0- 1	NON-CONFERENCE	0- 3	0- 0	3- 4				
1- 3	0- 0	0- 1	HOME	0- 0	0- 0	1- 2				
2- 5	0- 0	0- 0	AWAY	0- 3	0- 0	2- 2				
0- 0	0- 0	0- 0	NEUTRAL	0- 0	0- 0	0- 0				
12- 3	0- 0	0- 0	CONFERENCE	0- 0	0- 0	12- 3				
8- 0	0- 0	0- 0	HOME	0- 0	0- 0	8- 0				
4- 3	0- 0	0- 0	AWAY	0- 0	0- 0	4- 3				
0- 0	0- 0	0- 0	NEUTRAL	0- 0	0- 0	0- 0				

RPI 1-25				RPI 26-50				RPI 51-100				RPI 101+				Team's RPI: 196	
RPI	S	Opponent	Score	RPI	S	Opponent	Score	RPI	S	Opponent	Score	RPI	S	Opponent	Score		
				27	H	Harvard	60 68	65	A	Iowa St.	56 76	165	H	Brown	66 80		
								73	A	New Hampshire	43 71	171	A	Hartford	64 81		
								80	A	Buffalo	55 76	178	H	Siena	62 58		
												186	A	Fairfield	56 44		
												212	H	Robert Morris	69 59		
												215	A	Binghamton	77 69		
												226	H	Monmouth	54 65		
												256	H	Saint Francis (PA)	73 63		
												282	A	Bryant	65 53		
												282	H	Bryant	66 59		
												287	A	Mt. St. Mary's	59 61		
												287	H	Mt. St. Mary's	49 45		
												301	A	Lehigh	62 68		
												316	A	Central Conn. St.	50 67		
												316	H	Central Conn. St.	82 61		
												324	A	St. Francis Brooklyn	81 74		
												324	H	St. Francis Brooklyn	61 58		
												334	A	Wagner	70 56		
												334	H	Wagner	62 52		
												337	A	LIU Brooklyn	51 41		
												337	H	LIU Brooklyn	66 48		
												345	A	Fairleigh Dickinson	56 58		
LAST 12 Division I GAMES:																	
				337	A	LIU Brooklyn	51 41	337	H	LIU Brooklyn	66 48						
				324	H	St. Francis Brooklyn	61 58	287	H	Mt. St. Mary's	49 45						
				316	H	Central Conn. St.	82 61	334	H	Wagner	62 52						
				345	A	Fairleigh Dickinson	56 58	324	A	St. Francis Brooklyn	81 74						
				282	H	Bryant	66 59	282	A	Bryant	65 53						
				287	A	Mt. St. Mary's	59 61	334	A	Wagner	70 56						

Non-Div I Games:

Sacred Heart

■ Loss,
 ■ Non-Conf,
 ■ S Site,
 ■ Home
 ■ A Away
 N Neutral

Average RPI Win:	296	WON-LOST	WINNING	LAST 10	STRENGTH OF	OPP. STRENGTH	TEAM	ADJ.	CONF.	ADJ CONF.
Average RPI Loss:	211	RECORD	PCT. RANK	GAMES	SCHEDULE	OF SCHEDULE	RPI	RPI	RPI	RPI
DIV. I ONLY	13- 13	170	6- 4	326	338	256	256	31	31	
DIV. I NON-CONF.	3- 8	262	0- 0	245	285	276	276	32	32	
TOTALS	RPI 1-25	RPI 26-50	W-L RECORDS	RPI 51-100	RPI 101-150	RPI 150+				
13- 13	0- 0	0- 2	OVERALL	0- 0	0- 2	13- 9				
5- 5	0- 0	0- 0	HOME	0- 0	0- 1	5- 4				
8- 6	0- 0	0- 2	AWAY	0- 0	0- 1	8- 3				
0- 2	0- 0	0- 0	NEUTRAL	0- 0	0- 0	0- 2				
3- 8	0- 0	0- 2	NON-CONFERENCE	0- 0	0- 2	3- 4				
1- 2	0- 0	0- 0	HOME	0- 0	0- 1	1- 1				
2- 4	0- 0	0- 2	AWAY	0- 0	0- 1	2- 1				
0- 2	0- 0	0- 0	NEUTRAL	0- 0	0- 0	0- 2				
10- 5	0- 0	0- 0	CONFERENCE	0- 0	0- 0	10- 5				
4- 3	0- 0	0- 0	HOME	0- 0	0- 0	4- 3				
6- 2	0- 0	0- 0	AWAY	0- 0	0- 0	6- 2				
0- 0	0- 0	0- 0	NEUTRAL	0- 0	0- 0	0- 0				

RPI S	Opponent	Score	RPI S	Opponent	Score	RPI S	Opponent	Score	RPI S	Opponent	Score	Team's RPI: 256
34	A South Fla.	80	129	40	A Marquette	91	104	122	H Cornell	72	78	
								149	A William & Mary	60	73	
								177	H Columbia	77	84	
								196	A Sacred Heart	63	73	
								211	A Wisconsin	103	100	
								212	A Robert Morris	70	55	
								212	H Robert Morris	68	70	
								253	N UMES	82	90	
								262	H Canisius	95	74	
								271	A Coastal Caro.	70	59	
								282	A Bryant	70	85	
								282	H Bryant	79	67	
								287	A Mt. St. Mary's	97	88	
								287	H Mt. St. Mary's	58	66	
								309	A Youngstown St.	68	69	
								316	H Central Conn. St.	87	81	
								324	A St. Francis Brooklyn	75	59	
								324	H St. Francis Brooklyn	79	62	
								334	A Wagner	67	46	
								334	H Wagner	71	87	
								337	A LIU Brooklyn	74	30	
								337	H LIU Brooklyn	66	52	
								345	A Fairleigh Dickinson	82	79	
								346	N Jackson St.	84	88	
LAST 12 Division I GAMES:												
282	A Bryant	70	85	334	A Wagner	67	46					
334	H Wagner	71	87	282	H Bryant	79	67					
287	H Mt. St. Mary's	58	66	316	H Central Conn. St.	87	81					
324	A St. Francis Brooklyn	75	59	212	A Robert Morris	70	55					
337	A LIU Brooklyn	74	30	287	A Mt. St. Mary's	97	88					
212	H Robert Morris	68	70	324	H St. Francis Brooklyn	79	62					

Non-Div I Games:

Saint Francis (PA)

■ Loss,
 ■ Non-Conf,
 ■ S Site,
 ■ Home
 ■ A Away
 N Neutral

Saint Joseph's

Through Games Of Feb. 19, 2017

Average RPI Win:	186	WON-LOST	WINNING	LAST 10	STRENGTH OF	OPP. STRENGTH	TEAM	ADJ.	CONF.	ADJ CONF.
Average RPI Loss:	88	RECORD	PCT. RANK	GAMES	SCHEDULE	OF SCHEDULE	RPI	RPI	RPI	RPI
DIV. I ONLY	14- 13	164	8- 2	52	126	102	102	12	12	
DIV. I NON-CONF.	3- 9	275	0- 0	14	122	154	154	12	12	
TOTALS	RPI 1-25	RPI 26-50	W-L RECORDS	RPI 51-100	RPI 101-150	RPI 150+				
14- 13	0- 1	0- 3	OVERALL	1- 5	6- 2	7- 2				
8- 5	0- 1	0- 1	HOME	0- 2	3- 0	5- 1				
6- 7	0- 0	0- 1	AWAY	1- 0	3- 1	2- 0				
0- 1	0- 0	0- 0	NEUTRAL	0- 1	0- 0	0- 0				
3- 9	0- 1	0- 2	NON-CONFERENCE	1- 4	1- 1	1- 1				
1- 5	0- 1	0- 1	HOME	0- 2	0- 0	1- 1				
2- 3	0- 0	0- 1	AWAY	1- 1	1- 1	0- 0				
0- 1	0- 0	0- 0	NEUTRAL	0- 1	0- 0	0- 0				
11- 4	0- 0	0- 1	CONFERENCE	0- 1	5- 1	6- 1				
7- 0	0- 0	0- 0	HOME	0- 0	3- 0	4- 0				
4- 4	0- 0	0- 1	AWAY	0- 1	2- 1	2- 1				
0- 0	0- 0	0- 0	NEUTRAL	0- 0	0- 0	0- 0				

RPI 1-25				RPI 26-50				RPI 51-100				RPI 101+ Team's RPI: 102			
RPI	S	Opponent	Score	RPI	S	Opponent	Score	RPI	S	Opponent	Score	RPI	S	Opponent	Score
23	H	Temple	70 86	39	H	James Madison	72 85	53	A	Dayton	59 64	103	A	Saint Louis	66 63
				41	A	Central Mich.	71 73	54	A	Drexel	49 60	120	A	Fordham	39 44
				48	A	George Washington	44 53	55	H	Villanova	54 62	120	H	Fordham	47 44
								68	H	Bucknell	61 64	133	H	Duquesne	60 58
								86	A	Penn	57 53	135	A	VCU	80 70
								92	N	BYU	56 71	135	H	VCU	64 58
												139	A	New Mexico	79 67
												144	A	Iona	57 58
												164	A	La Salle	75 55
												164	H	La Salle	67 58
												180	H	Hofstra	64 75
												225	A	Richmond	52 70
												231	H	St. Bonaventure	70 53
												275	H	Davidson	69 54
												295	H	Massachusetts	81 50
												304	A	Rhode Island	75 49
												315	H	NJIT	75 36
LAST 12 Division I GAMES:															
275	H	Davidson	69 54	231	H	St. Bonaventure	70 53								
135	A	VCU	80 70	304	A	Rhode Island	75 49								
164	H	La Salle	67 58	53	A	Dayton	59 64								
120	A	Fordham	39 44	120	H	Fordham	47 44								
103	A	Saint Louis	66 63	164	A	La Salle	75 55								
133	H	Duquesne	60 58	135	H	VCU	64 58								

Non-Div I Games:

Saint Joseph's

■ Loss,
 ■ Non-Conf,
 ■ S Site,
 ■ H Home
 ■ A Away
 N Neutral

Saint Louis

Through Games Of Feb. 19, 2017

Average RPI Win:	209	WON-LOST	WINNING	LAST 10	STRENGTH OF	OPP. STRENGTH	TEAM	ADJ.	CONF.	ADJ CONF.
Average RPI Loss:	117	RECORD	PCT. RANK	GAMES	SCHEDULE	OF SCHEDULE	RPI	RPI	RPI	RPI
DIV. I ONLY	22- 6	28	8- 2	289	111	103	103	12	12	
DIV. I NON-CONF.	10- 3	54	0- 0	329	117	138	138	12	12	
TOTALS	RPI 1-25	RPI 26-50	W-L RECORDS	RPI 51-100	RPI 101-150	RPI 150+				
22- 6	1- 0	1- 1	OVERALL	1- 1	3- 2	16- 2				
11- 3	1- 0	1- 0	HOME	1- 1	2- 1	6- 1				
11- 3	0- 0	0- 1	AWAY	0- 0	1- 1	10- 1				
0- 0	0- 0	0- 0	NEUTRAL	0- 0	0- 0	0- 0				
10- 3	1- 0	0- 1	NON-CONFERENCE	1- 0	0- 0	8- 2				
5- 1	1- 0	0- 0	HOME	1- 0	0- 0	3- 1				
5- 2	0- 0	0- 1	AWAY	0- 0	0- 0	5- 1				
0- 0	0- 0	0- 0	NEUTRAL	0- 0	0- 0	0- 0				
12- 3	0- 0	1- 0	CONFERENCE	0- 1	3- 2	8- 0				
6- 2	0- 0	1- 0	HOME	0- 1	2- 1	3- 0				
6- 1	0- 0	0- 0	AWAY	0- 0	1- 1	5- 0				
0- 0	0- 0	0- 0	NEUTRAL	0- 0	0- 0	0- 0				

RPI 1-25				RPI 26-50				RPI 51-100				RPI 101+ Team's RPI: 103			
RPI	S	Opponent	Score	RPI	S	Opponent	Score	RPI	S	Opponent	Score	RPI	S	Opponent	Score
22	H	Missouri	72 61	48	H	George Washington	67 59	53	H	Dayton	67 78	102	H	Saint Joseph's	63 66
				49	A	Little Rock	43 56	95	H	Washington St.	73 70	120	H	Fordham	82 58
												133	A	Duquesne	65 94
												135	A	VCU	62 48
												135	H	VCU	77 72
												159	A	Tulsa	64 70
												164	A	La Salle	79 74
												183	H	George Mason	89 50
												198	A	Loyola Marymount	90 76
												204	H	SIUE	90 49
												206	H	Indiana St.	67 70
												220	A	Bradley	68 58
												225	H	Richmond	73 66
												231	A	St. Bonaventure	74 58
												231	H	St. Bonaventure	64 49
												275	A	Davidson	106 69
												278	A	Southeast Mo. St.	89 50
												291	A	Lipscomb	83 38
												295	A	Massachusetts	81 60
												298	H	Eastern Ky.	78 51
												304	A	Rhode Island	68 50
												320	A	UC Irvine	79 69
												336	H	Morgan St.	71 43
LAST 12 Division I GAMES:															
225	H	Richmond	73 66	120	H	Fordham	82 58								
164	A	La Salle	79 74	48	H	George Washington	67 59								
231	A	St. Bonaventure	74 58	304	A	Rhode Island	68 50								
135	H	VCU	77 72	133	A	Duquesne	65 94								
102	H	Saint Joseph's	63 66	53	H	Dayton	67 78								
295	A	Massachusetts	81 60	231	H	St. Bonaventure	64 49								

Non-Div I Games:

Saint Louis

■ Loss,
 ■ Non-Conf,
 ■ S Site,
 ■ H Home
 ■ A Away
 N Neutral

Saint Peter's

Through Games Of Feb. 19, 2017

Average RPI Win: 270	WON-LOST	WINNING	LAST 10	STRENGTH OF	OPP. STRENGTH	TEAM	ADJ.	CONF.	ADJ CONF.
Average RPI Loss: 172	RECORD	PCT. RANK	GAMES	SCHEDULE	OF SCHEDULE	RPI	RPI	RPI	RPI
DIV. I ONLY	3- 24	341	0- 10	179	243	325	325	18	18
DIV. I NON-CONF.	1- 8	314	0- 0	112	274	303	303	17	17
TOTALS	RPI 1-25	RPI 26-50	W-L RECORDS	RPI 51-100	RPI 101-150	RPI 150+			
3- 24	0- 2	0- 2	OVERALL	0- 1	0- 4	3- 15			
2- 8	0- 0	0- 1	HOME	0- 0	0- 2	2- 5			
1- 13	0- 0	0- 0	AWAY	0- 0	0- 0	1- 1			
0- 3	0- 0	0- 0	NEUTRAL	0- 0	0- 1	0- 2			
1- 8	0- 2	0- 0	NON-CONFERENCE	0- 1	0- 1	1- 4			
1- 0	0- 0	0- 0	HOME	0- 0	0- 0	1- 0			
0- 5	0- 2	0- 0	AWAY	0- 1	0- 0	0- 2			
0- 3	0- 0	0- 0	NEUTRAL	0- 0	0- 1	0- 2			
2- 16	0- 0	0- 2	CONFERENCE	0- 0	0- 3	2- 11			
1- 8	0- 0	0- 1	HOME	0- 0	0- 2	1- 5			
1- 8	0- 0	0- 1	AWAY	0- 0	0- 1	1- 6			
0- 0	0- 0	0- 0	NEUTRAL	0- 0	0- 0	0- 0			

RPI 1-25				RPI 26-50				RPI 51-100				RPI 101+ Team's RPI: 325			
RPI	S	Opponent	Score	RPI	S	Opponent	Score	RPI	S	Opponent	Score	RPI	S	Opponent	Score
4	A	South Carolina	38 93	43	A	Quinnipiac	47 82	74	A	Penn St.	50 106	109	A	Rider	46 47
21	A	Maryland	49 101	43	H	Quinnipiac	51 84					109	H	Rider	43 56
												141	N	Maine	43 59
												144	H	Iona	58 66
												165	A	Brown	71 80
												178	A	Siena	55 80
												179	N	Hampton	42 71
												186	A	Fairfield	38 50
												186	H	Fairfield	39 56
												224	A	Marist	73 69
												224	H	Marist	58 66
												226	A	Monmouth	59 76
												226	H	Monmouth	42 58
												240	A	Niagara	63 71
												240	H	Niagara	78 66
												259	N	Bowling Green	68 73
												260	A	Manhattan	44 57
												260	H	Manhattan	65 69
												262	A	Canisius	56 61
												262	H	Canisius	54 59
												324	A	St. Francis Brooklyn	52 58
												345	H	Fairleigh Dickinson	65 43
LAST 12 Division I GAMES:															
240	A	Niagara	63 71	260	A	Manhattan	44 57								
262	A	Canisius	56 61	109	A	Rider	46 47								
186	H	Fairfield	39 56	260	H	Manhattan	65 69								
226	H	Monmouth	42 58	109	H	Rider	43 56								
186	A	Fairfield	38 50	178	A	Siena	55 80								
224	H	Marist	58 66	262	H	Canisius	54 59								

Non-Div I Games:

Saint Peter's

■ Loss,
 ■ Non-Conf,
 ■ S Site,
 ■ Home
 ■ A Away
 N Neutral

Average RPI Win:	334	WON-LOST	WINNING	LAST 10	STRENGTH OF	OPP. STRENGTH	TEAM	ADJ.	CONF.	ADJ CONF.
Average RPI Loss:	206	RECORD	PCT. RANK	GAMES	SCHEDULE	OF SCHEDULE	RPI	RPI	RPI	RPI
DIV. I ONLY	2- 21	342	2- 8	272	317	343	343	27	27	
DIV. I NON-CONF.	0- 9	335	0- 0	181	306	339	339	27	27	
TOTALS	RPI 1-25	RPI 26-50	W-L RECORDS	RPI 51-100	RPI 101-150	RPI 150+				
2- 21	0- 0	0- 1	OVERALL	0- 1	0- 6	2- 13				
2- 5	0- 0	0- 0	HOME	0- 0	0- 2	2- 3				
0- 15	0- 0	0- 1	AWAY	0- 1	0- 2	0- 7				
0- 1	0- 0	0- 0	NEUTRAL	0- 0	0- 0	0- 1				
0- 9	0- 0	0- 1	NON-CONFERENCE	0- 0	0- 2	0- 6				
0- 1	0- 0	0- 0	HOME	0- 0	0- 0	0- 1				
0- 7	0- 0	0- 1	AWAY	0- 0	0- 2	0- 4				
0- 1	0- 0	0- 0	NEUTRAL	0- 0	0- 0	0- 1				
2- 12	0- 0	0- 0	CONFERENCE	0- 1	0- 4	2- 7				
2- 4	0- 0	0- 0	HOME	0- 0	0- 2	2- 2				
0- 8	0- 0	0- 0	AWAY	0- 1	0- 2	0- 5				
0- 0	0- 0	0- 0	NEUTRAL	0- 0	0- 0	0- 0				

RPI S	Opponent	Score	RPI S	Opponent	Score	RPI S	Opponent	Score	RPI S	Opponent	Score	Team's RPI: 343
30	A LSU	41 89	100	A Abilene Christian	56 78	107	H SFA	65 83	116	A Central Ark.	48 75	
						130	A Lamar University	51 84	130	H Lamar University	44 70	
						137	A TCU	37 81	143	A Arkansas	39 71	
						168	A Rice	51 77	172	A Texas St.	46 69	
						200	A New Orleans	49 78	248	A UTRGV	50 78	
						248	H UTRGV	45 69	254	N Marshall	50 73	
						269	A McNeese	56 79	292	A Prairie View	65 75	
						297	H Nicholls St.	59 66	299	A Northwestern St.	51 78	
						303	H A&M-Corpus Christi	37 63	327	H Southeastern La.	68 61	
						332	A Incarnate Word	55 82	341	A Houston Baptist	51 61	
						341	H Houston Baptist	78 63				
LAST 12 Division I GAMES:												
332	A Incarnate Word	55 82	327	H Southeastern La.	68 61							
116	A Central Ark.	48 75	303	H A&M-Corpus Christi	37 63							
341	H Houston Baptist	78 63	130	H Lamar University	44 70							
130	A Lamar University	51 84	299	A Northwestern St.	51 78							
100	A Abilene Christian	56 78	200	A New Orleans	49 78							
107	H SFA	65 83	297	H Nicholls St.	59 66							

Non-Div I Games: Wiley

51 57

Sam Houston St.

■ Loss,
 ■ Non-Conf,
 ■ S Site,
 ■ Home
 ■ A Away
 N Neutral

Average RPI Win: 232	WON-LOST	WINNING	LAST 10	STRENGTH OF	OPP. STRENGTH	TEAM	ADJ.	CONF.	ADJ CONF.
Average RPI Loss: 141	RECORD	PCT. RANK	GAMES	SCHEDULE	OF SCHEDULE	RPI	RPI	RPI	RPI
DIV. I ONLY	10- 17	247	3- 6	184	162	228	228	17	17
DIV. I NON-CONF.	6- 8	203	0- 0	163	105	195	195	20	20
<hr/>									
TOTALS	RPI 1-25	RPI 26-50	W-L RECORDS	RPI 51-100	RPI 101-150	RPI 150+			
10- 17	0- 1	0- 1	OVERALL	1- 6	1- 0	8- 9			
7- 5	0- 0	0- 0	HOME	0- 2	1- 0	6- 3			
3- 10	0- 1	0- 1	AWAY	1- 4	0- 0	2- 4			
0- 2	0- 0	0- 0	NEUTRAL	0- 0	0- 0	0- 2			
6- 8	0- 1	0- 1	NON-CONFERENCE	1- 3	1- 0	4- 3			
5- 1	0- 0	0- 0	HOME	0- 1	1- 0	4- 0			
1- 5	0- 1	0- 1	AWAY	1- 2	0- 0	0- 1			
0- 2	0- 0	0- 0	NEUTRAL	0- 0	0- 0	0- 2			
4- 9	0- 0	0- 0	CONFERENCE	0- 3	0- 0	4- 6			
2- 4	0- 0	0- 0	HOME	0- 1	0- 0	2- 3			
2- 5	0- 0	0- 0	AWAY	0- 2	0- 0	2- 3			
0- 0	0- 0	0- 0	NEUTRAL	0- 0	0- 0	0- 0			

RPI 1-25				RPI 26-50				RPI 51-100				RPI 101+ Team's RPI: 228			
RPI	S	Opponent	Score	RPI	S	Opponent	Score	RPI	S	Opponent	Score	RPI	S	Opponent	Score
15	A	Kentucky	57 80	27	A	Harvard	52 57	52	A	Georgia Tech	57 62	150	H	Memphis	48 42
								59	A	Wake Forest	40 51	166	N	UC Riverside	48 51
								60	H	Belmont	54 73	179	N	Hampton	57 63
								87	A	Georgia	65 59	185	H	UAB	52 49
								89	A	Chattanooga	45 51	192	A	ETSU	56 61
								89	H	Chattanooga	61 77	192	H	ETSU	57 69
								94	A	Mercer	49 59	203	A	UNCG	40 64
												203	H	UNCG	47 55
												209	H	Alabama St.	63 49
												234	H	UT Martin	69 62
												237	A	Furman	48 53
												237	H	Furman	50 54
												265	A	Wofford	55 48
												265	H	Wofford	57 54
												290	A	Western Caro.	49 42
												290	H	Western Caro.	51 50
												304	A	Rhode Island	63 78
												349	H	Alabama A&M	61 37
<hr/>															
LAST 12 Division I GAMES:															
265	A	Wofford	55 48	94	A	Mercer	49 59								
237	A	Furman	48 53	237	H	Furman	50 54								
290	H	Western Caro.	51 50	265	H	Wofford	57 54								
203	H	UNCG	47 55	203	A	UNCG	40 64								
89	A	Chattanooga	45 51	290	A	Western Caro.	49 42								
192	A	ETSU	56 61	192	H	ETSU	57 69								

Non-Div I Games: AUM

72 50

Samford

■ Loss,
 ■ Non-Conf,
 ■ S Site,
 ■ Home
 ■ A Away
 N Neutral

San Diego

Through Games Of Feb. 19, 2017

Average RPI Win:	220	WON-LOST	WINNING	LAST 10	STRENGTH OF	OPP. STRENGTH	TEAM	ADJ.	CONF.	ADJ CONF.
Average RPI Loss:	156	RECORD	PCT. RANK	GAMES	SCHEDULE	OF SCHEDULE	RPI	RPI	RPI	RPI
DIV. I ONLY	12- 14	195	4- 6	249	172	229	229	14	14	
DIV. I NON-CONF.	6- 4	127	0- 0	249	260	179	179	13	13	
TOTALS	RPI 1-25	RPI 26-50	W-L RECORDS	RPI 51-100	RPI 101-150	RPI 150+				
12- 14	0- 0	0- 0	OVERALL	0- 4	1- 6	11- 4				
10- 5	0- 0	0- 0	HOME	0- 2	1- 2	9- 1				
2- 9	0- 0	0- 0	AWAY	0- 0	0- 0	2- 1				
0- 0	0- 0	0- 0	NEUTRAL	0- 0	0- 0	0- 0				
6- 4	0- 0	0- 0	NON-CONFERENCE	0- 1	0- 3	6- 0				
5- 1	0- 0	0- 0	HOME	0- 0	0- 1	5- 0				
1- 3	0- 0	0- 0	AWAY	0- 1	0- 2	1- 0				
0- 0	0- 0	0- 0	NEUTRAL	0- 0	0- 0	0- 0				
6- 10	0- 0	0- 0	CONFERENCE	0- 3	1- 3	5- 4				
5- 4	0- 0	0- 0	HOME	0- 2	1- 1	4- 1				
1- 6	0- 0	0- 0	AWAY	0- 1	0- 2	1- 3				
0- 0	0- 0	0- 0	NEUTRAL	0- 0	0- 0	0- 0				

RPI 1-25			RPI 26-50			RPI 51-100			RPI 101+			Team's RPI: 229
RPI	S	Opponent	Score	RPI	S	Opponent	Score	RPI	S	Opponent	Score	
						77 H Gonzaga	55 57	111 A Arizona		59 76		
						92 A BYU	63 81	123 H North Dakota		61 65		
						92 H BYU	47 65	126 A Northern Colo.		51 54		
						95 A Washington St.	73 83	127 A St. Mary's (CA)		65 77		
								127 H St. Mary's (CA)		73 71		
								145 A San Francisco		72 81		
								145 H San Francisco		67 82		
								155 A Santa Clara		57 56		
								155 H Santa Clara		60 58		
								169 A CSUN		76 67		
								198 A Loyola Marymount		55 63		
								198 H Loyola Marymount		61 58		
								214 H Seattle U		67 44		
								230 A Pacific		64 84		
								230 H Pacific		73 71		
								236 H UC Santa Barbara		77 63		
								258 H Portland		57 40		
								264 H San Diego St.		91 53		
								288 H Nevada		70 54		
								308 A Pepperdine		40 57		
								308 H Pepperdine		42 55		
								340 H Cal St. Fullerton		103 50		
LAST 12 Division I GAMES:												
155	H	Santa Clara	60 58	258	H	Portland	57 40					
92	H	BYU	47 65	77	H	Gonzaga	55 57					
308	A	Pepperdine	40 57	145	A	San Francisco	72 81					
230	H	Pacific	73 71	198	H	Loyola Marymount	61 58					
127	A	St. Mary's (CA)	65 77	92	A	BYU	63 81					
198	A	Loyola Marymount	55 63	155	A	Santa Clara	57 56					

Non-Div I Games:

San Diego

■ Loss,
 ■ Non-Conf,
 ■ S Site,
 ■ H Home
 ■ A Away
 N Neutral

Average RPI Win:	219	WON-LOST	WINNING	LAST 10	STRENGTH OF	OPP. STRENGTH	TEAM	ADJ.	CONF.	ADJ CONF.
Average RPI Loss:	162	RECORD	PCT. RANK	GAMES	SCHEDULE	OF SCHEDULE	RPI	RPI	RPI	RPI
DIV. I ONLY	7- 16	277	2- 8	153	233	264	264	13	13	
DIV. I NON-CONF.	3- 6	230	0- 0	166	329	238	238	15	15	
TOTALS	RPI 1-25	RPI 26-50	W-L RECORDS	RPI 51-100	RPI 101-150	RPI 150+				
7- 16	0- 0	0- 1	OVERALL	2- 2	0- 4	5- 9				
5- 5	0- 0	0- 1	HOME	2- 0	0- 0	3- 4				
1- 10	0- 0	0- 0	AWAY	0- 2	0- 3	1- 5				
1- 1	0- 0	0- 0	NEUTRAL	0- 0	0- 1	1- 0				
3- 6	0- 0	0- 1	NON-CONFERENCE	0- 0	0- 2	3- 3				
1- 2	0- 0	0- 1	HOME	0- 0	0- 0	1- 1				
1- 3	0- 0	0- 0	AWAY	0- 0	0- 1	1- 2				
1- 1	0- 0	0- 0	NEUTRAL	0- 0	0- 1	1- 0				
4- 10	0- 0	0- 0	CONFERENCE	2- 2	0- 2	2- 6				
4- 3	0- 0	0- 0	HOME	2- 0	0- 0	2- 3				
0- 7	0- 0	0- 0	AWAY	0- 2	0- 2	0- 3				
0- 0	0- 0	0- 0	NEUTRAL	0- 0	0- 0	0- 0				

RPI S	Opponent	Score	RPI S	Opponent	Score	RPI S	Opponent	Score	RPI S	Opponent	Score	Team's RPI: 264
37	H Michigan	57 92	51	A Colorado St.	43 60	101	A UC Davis	55 75	105	N UT Arlington	58 64	
			71	H Boise St.	84 77	112	A Wyoming	67 80	139	A New Mexico	42 85	
			88	A UNLV	62 80	166	A UC Riverside	44 72	174	H Fresno St.	51 59	
			88	H UNLV	87 68	191	A Utah St.	47 53	191	H Utah St.	66 59	
						195	A San Jose St.	80 81	195	H San Jose St.	90 99	
						198	H Loyola Marymount	53 60	229	A San Diego	53 91	
						236	H UC Santa Barbara	84 70	288	A Nevada	65 88	
						288	H Nevada	83 78	316	N Central Conn. St.	80 62	
						323	H Air Force	59 62	340	A Cal St. Fullerton	71 61	
LAST 12 Division I GAMES:												
88	A UNLV	62 80	51	A Colorado St.	43 60							
191	H Utah St.	66 59	323	H Air Force	59 62							
288	A Nevada	65 88	88	H UNLV	87 68							
195	H San Jose St.	90 99	191	A Utah St.	47 53							
174	H Fresno St.	51 59	195	A San Jose St.	80 81							
112	A Wyoming	67 80	71	H Boise St.	84 77							

Non-Div I Games: Biola 63 48 San Diego Christian80 70

San Diego St.

San Francisco

Through Games Of Feb. 19, 2017

Average RPI Win:	206	WON-LOST	WINNING	LAST 10	STRENGTH OF	OPP. STRENGTH	TEAM	ADJ.	CONF.	ADJ CONF.
Average RPI Loss:	140	RECORD	PCT. RANK	GAMES	SCHEDULE	OF SCHEDULE	RPI	RPI	RPI	RPI
DIV. I ONLY	15- 12	142	6- 4	188	138	145	145	14	14	
DIV. I NON-CONF.	6- 5	148	0- 0	197	175	161	161	13	13	
TOTALS	RPI 1-25	RPI 26-50	W-L RECORDS	RPI 51-100	RPI 101-150	RPI 150+				
15- 12	0- 0	0- 0	OVERALL	2- 4	1- 4	12- 4				
10- 2	0- 0	0- 0	HOME	2- 0	1- 2	7- 0				
4- 10	0- 0	0- 0	AWAY	0- 4	0- 2	4- 4				
1- 0	0- 0	0- 0	NEUTRAL	0- 0	0- 0	1- 0				
6- 5	0- 0	0- 0	NON-CONFERENCE	0- 2	1- 2	5- 1				
4- 1	0- 0	0- 0	HOME	0- 0	1- 1	3- 0				
1- 4	0- 0	0- 0	AWAY	0- 2	0- 1	1- 1				
1- 0	0- 0	0- 0	NEUTRAL	0- 0	0- 0	1- 0				
9- 7	0- 0	0- 0	CONFERENCE	2- 2	0- 2	7- 3				
6- 1	0- 0	0- 0	HOME	2- 0	0- 1	4- 0				
3- 6	0- 0	0- 0	AWAY	0- 2	0- 1	3- 3				
0- 0	0- 0	0- 0	NEUTRAL	0- 0	0- 0	0- 0				

RPI 1-25				RPI 26-50				RPI 51-100				RPI 101+				Team's RPI: 145	
RPI	S	Opponent	Score	RPI	S	Opponent	Score	RPI	S	Opponent	Score	RPI	S	Opponent	Score		
								70	A	California	52	75	101	H	UC Davis	58	78
								77	A	Gonzaga	46	61	119	H	Long Beach St.	73	71
								77	H	Gonzaga	77	72	123	A	North Dakota	63	71
								92	A	BYU	61	73	127	A	St. Mary's (CA)	72	75
								92	H	BYU	70	63	127	H	St. Mary's (CA)	62	64
								95	A	Washington St.	35	73	155	A	Santa Clara	61	74
													155	H	Santa Clara	77	68
													174	A	Fresno St.	48	61
													195	H	San Jose St.	79	71
													198	A	Loyola Marymount	79	72
													214	H	Seattle U	73	59
													229	A	San Diego	82	67
													229	H	San Diego	81	72
													230	A	Pacific	60	63
													230	H	Pacific	67	64
													258	A	Portland	75	56
													258	H	Portland	83	71
													267	A	Cal Poly	73	67
													279	H	Sacramento St.	91	80
													290	N	Western Caro.	73	52
													308	A	Pepperdine	59	81
LAST 12 Division I GAMES:																	
258	H	Portland	83	71	230	H	Pacific	67	64								
77	H	Gonzaga	77	72	127	H	St. Mary's (CA)	62	64								
92	A	BYU	61	73	229	H	San Diego	81	72								
155	A	Santa Clara	61	74	258	A	Portland	75	56								
198	A	Loyola Marymount	79	72	230	A	Pacific	60	63								
308	A	Pepperdine	59	81	92	H	BYU	70	63								

Non-Div I Games:

San Francisco

■ Loss,
 ■ Non-Conf,
 ■ S Site,
 ■ Home
 ■ A Away
 N Neutral

Average RPI Win: 239		WON-LOST	WINNING	LAST 10	STRENGTH OF	OPP. STRENGTH	TEAM	ADJ.	CONF.	ADJ CONF.
Average RPI Loss: 104		RECORD	PCT. RANK	GAMES	SCHEDULE	OF SCHEDULE	RPI	RPI	RPI	RPI
DIV. I ONLY		9- 16	252	5- 5	110	108	195	195	13	13
DIV. I NON-CONF.		2- 9	293	0- 0	89	37	226	226	15	15
TOTALS	RPI 1-25	RPI 26-50		W-L RECORDS		RPI 51-100	RPI 101-150	RPI 150+		
9- 16	0- 1	0- 2		OVERALL		1- 5	0- 4	8- 4		
5- 5	0- 0	0- 0		HOME		0- 2	0- 2	5- 1		
4- 9	0- 0	0- 1		AWAY		1- 3	0- 1	3- 3		
0- 2	0- 1	0- 1		NEUTRAL		0- 0	0- 0	0- 0		
2- 9	0- 1	0- 2		NON-CONFERENCE		0- 1	0- 2	2- 3		
1- 2	0- 0	0- 0		HOME		0- 0	0- 1	1- 1		
1- 5	0- 0	0- 1		AWAY		0- 1	0- 1	1- 2		
0- 2	0- 1	0- 1		NEUTRAL		0- 0	0- 0	0- 0		
7- 7	0- 0	0- 0		CONFERENCE		1- 4	0- 2	6- 1		
4- 3	0- 0	0- 0		HOME		0- 2	0- 1	4- 0		
3- 4	0- 0	0- 0		AWAY		1- 2	0- 1	2- 1		
0- 0	0- 0	0- 0		NEUTRAL		0- 0	0- 0	0- 0		

RPI 1-25				RPI 26-50				RPI 51-100				RPI 101+				Team's RPI: 195	
RPI	S	Opponent	Score	RPI	S	Opponent	Score	RPI	S	Opponent	Score	RPI	S	Opponent	Score		
3	N	Mississippi St.	51 88	28	A	Arizona St.	37 82	51	A	Colorado St.	67 70	112	A	Wyoming	60 89		
				31	N	Oregon	62 91	51	H	Colorado St.	56 68	127	H	St. Mary's (CA)	64 85		
								63	A	South Dakota	69 84	139	H	New Mexico	72 82		
								71	A	Boise St.	64 86	145	A	San Francisco	71 79		
								88	A	UNLV	76 65	155	H	Santa Clara	75 64		
								88	H	UNLV	55 63	163	A	New Mexico St.	55 66		
												174	A	Fresno St.	74 88		
												174	H	Fresno St.	77 68		
												193	A	Nebraska	61 83		
												230	H	Pacific	96 99		
												264	A	San Diego St.	99 90		
												264	H	San Diego St.	81 80		
												268	A	Hawaii	77 61		
												288	H	Nevada	107 84		
												323	A	Air Force	83 67		
												323	H	Air Force	86 74		
LAST 12 Division I GAMES:																	
				323	A	Air Force	83 67	51	H	Colorado St.	56 68						
				174	H	Fresno St.	77 68	71	A	Boise St.	64 86						
				88	H	UNLV	55 63	112	A	Wyoming	60 89						
				264	A	San Diego St.	99 90	323	H	Air Force	86 74						
				139	H	New Mexico	72 82	264	H	San Diego St.	81 80						
				88	A	UNLV	76 65	174	A	Fresno St.	74 88						

Non-Div I Games:	Stanislaus St.	90	85
------------------	----------------	----	----

San Jose St.

Loss, Non-Conf, S Site, H Home A Away N Neutral

Santa Clara

Through Games Of Feb. 19, 2017

Average RPI Win: 199	WON-LOST	WINNING	LAST 10	STRENGTH OF	OPP. STRENGTH	TEAM	ADJ.	CONF.	ADJ CONF.
Average RPI Loss: 121	RECORD	PCT. RANK	GAMES	SCHEDULE	OF SCHEDULE	RPI	RPI	RPI	RPI
DIV. I ONLY	12- 14	195	4- 4	96	160	155	155	14	14
DIV. I NON-CONF.	4- 6	209	0- 1	24	135	98	98	13	13
TOTALS	RPI 1-25	RPI 26-50	W-L RECORDS	RPI 51-100	RPI 101-150	RPI 150+			
12- 14	0- 0	1- 1	OVERALL	1- 7	1- 2	9- 4			
7- 3	0- 0	0- 0	HOME	1- 2	1- 0	5- 1			
3- 8	0- 0	0- 0	AWAY	0- 0	0- 0	3- 0			
2- 3	0- 0	1- 1	NEUTRAL	0- 2	0- 0	1- 0			
4- 6	0- 0	1- 1	NON-CONFERENCE	0- 4	0- 0	3- 1			
1- 1	0- 0	0- 0	HOME	0- 1	0- 0	1- 0			
1- 2	0- 0	0- 0	AWAY	0- 1	0- 0	1- 1			
2- 3	0- 0	1- 1	NEUTRAL	0- 2	0- 0	1- 0			
8- 8	0- 0	0- 0	CONFERENCE	1- 3	1- 2	6- 3			
6- 2	0- 0	0- 0	HOME	1- 1	1- 0	4- 1			
2- 6	0- 0	0- 0	AWAY	0- 2	0- 2	2- 2			
0- 0	0- 0	0- 0	NEUTRAL	0- 0	0- 0	0- 0			

RPI 1-25			RPI 26-50			RPI 51-100			RPI 101+			Team's RPI: 155			
RPI	S	Opponent	Score	RPI	S	Opponent	Score	RPI	S	Opponent	Score				
				34	N	South Fla.	54 63	64	H	Northwestern	75 87	127	A	St. Mary's (CA)	53 55
				40	N	Marquette	65 62	69	N	Oklahoma St.	53 67	145	A	San Francisco	68 77
								70	A	California	58 73	145	H	San Francisco	74 61
								77	A	Gonzaga	39 51	152	H	Idaho St.	82 78
								77	H	Gonzaga	49 50	163	N	New Mexico St.	60 46
								83	N	Montana St.	50 77	195	A	San Jose St.	64 75
								92	A	BYU	66 72	198	A	Loyola Marymount	50 61
								92	H	BYU	64 63	198	H	Loyola Marymount	71 64
												229	A	San Diego	58 60
												229	H	San Diego	56 57
												230	H	Pacific	68 51
												236	A	UC Santa Barbara	69 58
												258	A	Portland	56 44
												258	H	Portland	68 56
												308	A	Pepperdine	69 48
												308	H	Pepperdine	61 40
LAST 12 Division I GAMES:															
				34	N	South Fla.	54 63	258	H	Portland	68 56				
				229	A	San Diego	58 60	127	A	St. Mary's (CA)	53 55				
				308	A	Pepperdine	69 48	92	A	BYU	66 72				
				230	H	Pacific	68 51	198	A	Loyola Marymount	50 61				
				145	H	San Francisco	74 61	77	A	Gonzaga	39 51				
				77	H	Gonzaga	49 50	308	H	Pepperdine	61 40				

Non-Div I Games: UC Santa Cruz 85 39

Santa Clara

Loss, Non-Conf, S Site, H Home A Away N Neutral

Average RPI Win:	286	WON-LOST	WINNING	LAST 10	STRENGTH OF	OPP. STRENGTH	TEAM	ADJ.	CONF.	ADJ CONF.
Average RPI Loss:	167	RECORD	PCT. RANK	GAMES	SCHEDULE	OF SCHEDULE	RPI	RPI	RPI	RPI
DIV. I ONLY	8- 15	255	7- 2	221	302	277	277	32	32	
DIV. I NON-CONF.	1- 10	325	0- 0	75	57	278	278	31	31	
TOTALS	RPI 1-25	RPI 26-50	W-L RECORDS	RPI 51-100	RPI 101-150	RPI 150+				
8- 15	0- 2	0- 1	OVERALL	0- 3	0- 0	8- 9				
6- 5	0- 1	0- 0	HOME	0- 1	0- 0	6- 3				
2- 10	0- 1	0- 1	AWAY	0- 2	0- 0	2- 6				
0- 0	0- 0	0- 0	NEUTRAL	0- 0	0- 0	0- 0				
1- 10	0- 2	0- 1	NON-CONFERENCE	0- 3	0- 0	1- 4				
1- 4	0- 1	0- 0	HOME	0- 1	0- 0	1- 2				
0- 6	0- 1	0- 1	AWAY	0- 2	0- 0	0- 2				
0- 0	0- 0	0- 0	NEUTRAL	0- 0	0- 0	0- 0				
7- 5	0- 0	0- 0	CONFERENCE	0- 0	0- 0	7- 5				
5- 1	0- 0	0- 0	HOME	0- 0	0- 0	5- 1				
2- 4	0- 0	0- 0	AWAY	0- 0	0- 0	2- 4				
0- 0	0- 0	0- 0	NEUTRAL	0- 0	0- 0	0- 0				

RPI 1-25				RPI 26-50				RPI 51-100				RPI 101+ Team's RPI: 277			
RPI	S	Opponent	Score	RPI	S	Opponent	Score	RPI	S	Opponent	Score	RPI	S	Opponent	Score
4	H	South Carolina	30 70	36	A	Auburn	46 75	65	A	Iowa St.	51 74	179	A	Hampton	46 75
6	A	Washington	36 87					96	H	Jacksonville	40 55	179	H	Hampton	55 51
								97	A	FGCU	40 89	205	H	Bethune-Cookman	31 38
												207	A	Seton Hall	60 74
												209	H	Alabama St.	54 39
												227	H	Ga. Southern	45 50
												244	A	Howard	49 55
												249	H	Jacksonville St.	57 64
												253	A	UMES	59 58
												273	A	Norfolk St.	55 61
												273	H	Norfolk St.	59 53
												274	A	Kennesaw St.	60 72
												336	A	Morgan St.	43 50
												336	H	Morgan St.	66 62
												339	H	Florida A&M	56 52
												347	H	Delaware St.	64 57
												348	A	South Carolina St.	60 49
LAST 12 Division I GAMES:															
336	A	Morgan St.	43 50	336	H	Morgan St.	66 62								
273	H	Norfolk St.	59 53	348	A	South Carolina St.	60 49								
179	H	Hampton	55 51	339	H	Florida A&M	56 52								
253	A	UMES	59 58	179	A	Hampton	46 75								
244	A	Howard	49 55	273	A	Norfolk St.	55 61								
347	H	Delaware St.	64 57	205	H	Bethune-Cookman	31 38								

Non-Div I Games: Columbia (SC) 68 52 Allen 91 48

Savannah St.

Average RPI Win:	294	WON-LOST	WINNING	LAST 10	STRENGTH OF	OPP. STRENGTH	TEAM	ADJ.	CONF.	ADJ CONF.
Average RPI Loss:	139	RECORD	PCT. RANK	GAMES	SCHEDULE	OF SCHEDULE	RPI	RPI	RPI	RPI
DIV. I ONLY	12- 14	195	8- 2	239	280	214	214	29	29	
DIV. I NON-CONF.	3- 12	288	0- 1	134	238	273	273	29	29	
TOTALS	RPI 1-25	RPI 26-50	W-L RECORDS	RPI 51-100	RPI 101-150	RPI 150+				
12- 14	0- 1	0- 0	OVERALL	0- 4	0- 2	12- 7				
6- 5	0- 1	0- 0	HOME	0- 0	0- 1	6- 3				
6- 9	0- 0	0- 0	AWAY	0- 4	0- 1	6- 4				
0- 0	0- 0	0- 0	NEUTRAL	0- 0	0- 0	0- 0				
3- 12	0- 1	0- 0	NON-CONFERENCE	0- 4	0- 2	3- 5				
2- 5	0- 1	0- 0	HOME	0- 0	0- 1	2- 3				
1- 7	0- 0	0- 0	AWAY	0- 4	0- 1	1- 2				
0- 0	0- 0	0- 0	NEUTRAL	0- 0	0- 0	0- 0				
9- 2	0- 0	0- 0	CONFERENCE	0- 0	0- 0	9- 2				
4- 0	0- 0	0- 0	HOME	0- 0	0- 0	4- 0				
5- 2	0- 0	0- 0	AWAY	0- 0	0- 0	5- 2				
0- 0	0- 0	0- 0	NEUTRAL	0- 0	0- 0	0- 0				

RPI 1-25				RPI 26-50				RPI 51-100				RPI 101+ Team's RPI: 214			
RPI	S	Opponent	Score	RPI	S	Opponent	Score	RPI	S	Opponent	Score	RPI	S	Opponent	Score
6	H	Washington	64 94					51	A	Colorado St.	62 66	124	H	Idaho	64 68
								71	A	Boise St.	68 73	145	A	San Francisco	59 73
								83	A	Montana St.	56 75	163	A	New Mexico St.	69 73
								93	A	SMU	43 77	166	A	UC Riverside	54 58
												169	H	CSUN	64 68
												198	H	Loyola Marymount	59 62
												218	A	Grand Canyon	77 82
												218	H	Grand Canyon	86 60
												229	A	San Diego	44 67
												232	H	Portland St.	71 79
												236	H	UC Santa Barbara	58 53
												248	A	UTRGV	67 54
												276	A	CSU Bakersfield	63 52
												276	H	CSU Bakersfield	54 47
												311	A	Denver	75 72
												317	A	UMKC	75 65
												317	H	UMKC	74 52
												330	H	Montana	60 44
												331	A	Utah Valley	69 51
												335	A	Chicago St.	64 51
												335	H	Chicago St.	82 53
LAST 12 Division I GAMES:															
276	A	CSU Bakersfield	63 52	163	A	New Mexico St.	69 73								
218	A	Grand Canyon	77 82	218	H	Grand Canyon	86 60								
317	H	UMKC	74 52	335	A	Chicago St.	64 51								
335	H	Chicago St.	82 53	317	A	UMKC	75 65								
331	A	Utah Valley	69 51	276	H	CSU Bakersfield	54 47								
248	A	UTRGV	67 54	169	H	CSUN	64 68								

Non-Div I Games:

Seattle U

■ Loss,
 ■ Non-Conf,
 ■ S Site,
 ■ Home
 ■ A Away
 N Neutral

Average RPI Win:	198	WON-LOST	WINNING	LAST 10	STRENGTH OF	OPP. STRENGTH	TEAM	ADJ.	CONF.	ADJ CONF.
Average RPI Loss:	87	RECORD	PCT. RANK	GAMES	SCHEDULE	OF SCHEDULE	RPI	RPI	RPI	RPI
DIV. I ONLY	11- 17	234	3- 7	127	73	207	207	7	7	
DIV. I NON-CONF.	7- 4	114	0- 0	250	151	163	163	7	7	
TOTALS	RPI 1-25	RPI 26-50	W-L RECORDS	RPI 51-100	RPI 101-150	RPI 150+				
11- 17	0- 4	0- 2	OVERALL	2- 5	1- 2	8- 4				
10- 6	0- 2	0- 1	HOME	2- 2	1- 1	7- 0				
1- 11	0- 2	0- 1	AWAY	0- 3	0- 1	1- 4				
0- 0	0- 0	0- 0	NEUTRAL	0- 0	0- 0	0- 0				
7- 4	0- 0	0- 0	NON-CONFERENCE	1- 1	1- 2	5- 1				
6- 1	0- 0	0- 0	HOME	1- 0	1- 1	4- 0				
1- 3	0- 0	0- 0	AWAY	0- 1	0- 1	1- 1				
0- 0	0- 0	0- 0	NEUTRAL	0- 0	0- 0	0- 0				
4- 13	0- 4	0- 2	CONFERENCE	1- 4	0- 0	3- 3				
4- 5	0- 2	0- 1	HOME	1- 2	0- 0	3- 0				
0- 8	0- 2	0- 1	AWAY	0- 2	0- 0	0- 3				
0- 0	0- 0	0- 0	NEUTRAL	0- 0	0- 0	0- 0				

RPI 1-25				RPI 26-50				RPI 51-100				RPI 101+ Team's RPI: 207			
RPI	S	Opponent	Score	RPI	S	Opponent	Score	RPI	S	Opponent	Score	RPI	S	Opponent	Score
16	A	Creighton	44 61	40	A	Marquette	60 103	55	A	Villanova	52 69	105	H	UT Arlington	61 86
16	H	Creighton	60 70	40	H	Marquette	77 83	55	H	Villanova	52 87	109	H	Rider	89 81
19	A	DePaul	60 86					58	A	Georgetown	58 77	110	A	Princeton	67 94
19	H	DePaul	65 96					58	H	Georgetown	60 77	167	H	Boston College	71 66
								59	H	Wake Forest	70 63	176	A	Providence	57 74
								67	A	Minnesota	57 90	176	H	Providence	55 43
								72	H	St. John's (NY)	64 59	187	A	Xavier	64 72
												187	H	Xavier	71 62
												213	A	Rutgers	45 53
												224	A	Marist	76 63
												250	A	Butler	58 79
												250	H	Butler	65 63
												277	H	Savannah St.	74 60
												316	H	Central Conn. St.	78 70
												337	H	LIU Brooklyn	77 59
LAST 12 Division I GAMES:															
176	A	Providence	57 74	250	H	Butler	65 63								
16	A	Creighton	44 61	187	H	Xavier	71 62								
55	H	Villanova	52 87	16	H	Creighton	60 70								
58	H	Georgetown	60 77	176	H	Providence	55 43								
19	A	DePaul	60 86	58	A	Georgetown	58 77								
40	A	Marquette	60 103	55	A	Villanova	52 69								

Non-Div I Games:

Seton Hall

■ Loss,
■ Non-Conf,
■ S Site,
■ H Home
■ A Away
N Neutral

Average RPI Win: 237	WON-LOST	WINNING	LAST 10	STRENGTH OF	OPP. STRENGTH	TEAM	ADJ.	CONF.	ADJ CONF.
Average RPI Loss: 124	RECORD	PCT. RANK	GAMES	SCHEDULE	OF SCHEDULE	RPI	RPI	RPI	RPI
DIV. I ONLY	12- 15	208	7- 3	115	218	178	178	18	18
DIV. I NON-CONF.	1- 8	314	0- 0	30	186	250	250	17	17
TOTALS	RPI 1-25	RPI 26-50	W-L RECORDS	RPI 51-100	RPI 101-150	RPI 150+			
12- 15	0- 0	0- 4	OVERALL	0- 2	1- 3	11- 6			
7- 6	0- 0	0- 2	HOME	0- 1	0- 1	7- 2			
5- 9	0- 0	0- 2	AWAY	0- 1	1- 2	4- 4			
0- 0	0- 0	0- 0	NEUTRAL	0- 0	0- 0	0- 0			
1- 8	0- 0	0- 2	NON-CONFERENCE	0- 2	0- 1	1- 3			
1- 3	0- 0	0- 1	HOME	0- 1	0- 0	1- 1			
0- 5	0- 0	0- 1	AWAY	0- 1	0- 1	0- 2			
0- 0	0- 0	0- 0	NEUTRAL	0- 0	0- 0	0- 0			
11- 7	0- 0	0- 2	CONFERENCE	0- 0	1- 2	10- 3			
6- 3	0- 0	0- 1	HOME	0- 0	0- 1	6- 1			
5- 4	0- 0	0- 1	AWAY	0- 0	1- 1	4- 2			
0- 0	0- 0	0- 0	NEUTRAL	0- 0	0- 0	0- 0			

RPI S	Opponent	Score	RPI S	Opponent	Score	RPI S	Opponent	Score	RPI S	Opponent	Score	Team's RPI: 178
27	H Harvard	58 65	73	H New Hampshire	67 77	109	A Rider	70 72				
32	A Syracuse	65 102	97	A FGCU	42 66	109	H Rider	61 62				
43	A Quinnipiac	47 73				140	A Albany (NY)	86 88				
43	H Quinnipiac	60 76				144	A Iona	58 46				
						154	A Northeastern	50 61				
						171	H Hartford	76 80				
						186	A Fairfield	57 61				
						186	H Fairfield	67 52				
						196	A Sacred Heart	58 62				
						224	A Marist	69 68				
						224	H Marist	59 70				
						226	A Monmouth	91 86				
						226	H Monmouth	85 76				
						240	A Niagara	70 68				
						240	H Niagara	71 53				
						252	H Colgate	71 63				
						260	A Manhattan	66 68				
						260	H Manhattan	67 62				
						262	A Canisius	77 67				
						262	H Canisius	67 42				
						325	H Saint Peter's	80 55				
LAST 12 Division I GAMES:												
262	A Canisius	77 67	226	A Monmouth	91 86							
240	A Niagara	70 68	262	H Canisius	67 42							
43	H Quinnipiac	60 76	224	A Marist	69 68							
260	H Manhattan	67 62	325	H Saint Peter's	80 55							
109	A Rider	70 72	226	H Monmouth	85 76							
224	H Marist	59 70	144	A Iona	58 46							

Non-Div I Games:

Siena

■ Loss,
 ■ Non-Conf,
 ■ S Site,
 ■ H Home
 ■ A Away
 N Neutral

Average RPI Win:	247	WON-LOST	WINNING	LAST 10	STRENGTH OF	OPP. STRENGTH	TEAM	ADJ.	CONF.	ADJ CONF.
Average RPI Loss:	150	RECORD	PCT. RANK	GAMES	SCHEDULE	OF SCHEDULE	RPI	RPI	RPI	RPI
DIV. I ONLY	7- 16	277	2- 8	158	238	241	241	21	21	
DIV. I NON-CONF.	3- 6	230	0- 0	95	198	191	191	19	19	
TOTALS	RPI 1-25	RPI 26-50	W-L RECORDS	RPI 51-100	RPI 101-150	RPI 150+				
7- 16	0- 0	0- 2	OVERALL	0- 2	0- 5	7- 7				
2- 8	0- 0	0- 1	HOME	0- 0	0- 3	2- 4				
4- 7	0- 0	0- 1	AWAY	0- 1	0- 2	4- 3				
1- 1	0- 0	0- 0	NEUTRAL	0- 1	0- 0	1- 0				
3- 6	0- 0	0- 1	NON-CONFERENCE	0- 2	0- 2	3- 1				
1- 2	0- 0	0- 1	HOME	0- 0	0- 1	1- 0				
1- 3	0- 0	0- 0	AWAY	0- 1	0- 1	1- 1				
1- 1	0- 0	0- 0	NEUTRAL	0- 1	0- 0	1- 0				
4- 10	0- 0	0- 1	CONFERENCE	0- 0	0- 3	4- 6				
1- 6	0- 0	0- 0	HOME	0- 0	0- 2	1- 4				
3- 4	0- 0	0- 1	AWAY	0- 0	0- 1	3- 2				
0- 0	0- 0	0- 0	NEUTRAL	0- 0	0- 0	0- 0				

RPI S	Opponent	Score	RPI S	Opponent	Score	RPI S	Opponent	Score	RPI S	Opponent	Score	Team's RPI: 241
38	H North Carolina St.	31 74	81	N Florida	33 85	104	A Troy	71 75	104	H Troy	57 73	
49	A Little Rock	54 71	96	A Jacksonville	55 62	105	H UT Arlington	49 73	113	A UCF	58 70	
						125	H Southern Miss.	48 57	160	A Louisiana	38 62	
						172	H Texas St.	44 57	185	A UAB	41 66	
						200	A New Orleans	65 62	208	H Appalachian St.	54 41	
						227	A Ga. Southern	55 46	227	H Ga. Southern	45 53	
						233	H Southern U.	55 48	245	A Georgia St.	77 47	
						245	H Georgia St.	45 55	271	H Coastal Caro.	45 61	
						286	N North Florida	62 55	326	A Arkansas St.	53 56	
						329	A La.-Monroe	74 44				
LAST 12 Division I GAMES:												
208	H Appalachian St.	54 41	245	H Georgia St.	45 55							
271	H Coastal Caro.	45 61	49	A Little Rock	54 71							
329	A La.-Monroe	74 44	326	A Arkansas St.	53 56							
160	A Louisiana	38 62	172	H Texas St.	44 57							
104	A Troy	71 75	105	H UT Arlington	49 73							
227	H Ga. Southern	45 53	245	A Georgia St.	77 47							

Non-Div I Games: Spring Hill 38 33 William Carey 62 39

South Ala.

Loss, Non-Conf, S Site, H Home A Away N Neutral

South Carolina

Through Games Of Feb. 19, 2017

Average RPI Win:	92	WON-LOST	WINNING	LAST 10	STRENGTH OF	OPP. STRENGTH	TEAM	ADJ.	CONF.	ADJ CONF.
Average RPI Loss:	12	RECORD	PCT. RANK	GAMES	SCHEDULE	OF SCHEDULE	RPI	RPI	RPI	RPI
DIV. I ONLY	22- 4	11	7- 3	6	1	4	4	2	2	
DIV. I NON-CONF.	10- 2	32	0- 1	12	2	3	3	2	2	
TOTALS	RPI 1-25	RPI 26-50	W-L RECORDS	RPI 51-100	RPI 101-150	RPI 150+				
22- 4	5- 4	4- 0	OVERALL	5- 0	5- 0	3- 0				
12- 1	2- 1	1- 0	HOME	3- 0	4- 0	2- 0				
9- 3	2- 3	3- 0	AWAY	2- 0	1- 0	1- 0				
1- 0	1- 0	0- 0	NEUTRAL	0- 0	0- 0	0- 0				
10- 2	3- 2	1- 0	NON-CONFERENCE	1- 0	2- 0	3- 0				
6- 0	1- 0	0- 0	HOME	1- 0	2- 0	2- 0				
3- 2	1- 2	1- 0	AWAY	0- 0	0- 0	1- 0				
1- 0	1- 0	0- 0	NEUTRAL	0- 0	0- 0	0- 0				
12- 2	2- 2	3- 0	CONFERENCE	4- 0	3- 0	0- 0				
6- 1	1- 1	1- 0	HOME	2- 0	2- 0	0- 0				
6- 1	1- 1	2- 0	AWAY	2- 0	1- 0	0- 0				
0- 0	0- 0	0- 0	NEUTRAL	0- 0	0- 0	0- 0				

RPI	S	Opponent	Score	RPI	S	Opponent	Score	RPI	S	Opponent	Score	RPI	S	Opponent	Score
1	A	UConn	55 66	26	A	Ohio St.	92 80	67	H	Minnesota	98 58	108	H	Clemson	83 61
3	H	Mississippi St.	64 61	30	A	LSU	84 61	81	A	Florida	81 62	118	H	Ole Miss	65 46
7	A	Duke	63 74	36	A	Auburn	73 47	87	A	Georgia	62 44	131	H	Alabama	93 45
8	A	Texas	76 67	36	H	Auburn	60 41	87	H	Georgia	66 63	141	H	Maine	79 42
12	H	UCLA	66 57					91	H	Vanderbilt	82 51	143	A	Arkansas	79 49
13	N	Louisville	83 59									179	H	Hampton	92 38
15	A	Kentucky	75 63									277	A	Savannah St.	70 30
17	H	Tennessee	74 76									325	H	Saint Peter's	93 38
22	A	Missouri	60 62												
LAST 12 Division I GAMES:															
22	A	Missouri	60 62	17	H	Tennessee	74 76								
91	H	Vanderbilt	82 51	87	A	Georgia	62 44								
1	A	UConn	55 66	3	H	Mississippi St.	64 61								
36	H	Auburn	60 41	118	H	Ole Miss	65 46								
143	A	Arkansas	79 49	30	A	LSU	84 61								
15	A	Kentucky	75 63	87	H	Georgia	66 63								

Non-Div I Games:

South Carolina

Loss, Non-Conf, S Site, H Home A Away N Neutral

Average RPI Win:	307	WON-LOST	WINNING	LAST 10	STRENGTH OF	OPP. STRENGTH	TEAM	ADJ.	CONF.	ADJ CONF.
Average RPI Loss:	240	RECORD	PCT. RANK	GAMES	SCHEDULE	OF SCHEDULE	RPI	RPI	RPI	RPI
DIV. I ONLY	3- 20	331	2- 8	345	327	348	348	32	32	
DIV. I NON-CONF.	1- 8	314	0- 0	334	218	345	345	31	31	
TOTALS	RPI 1-25	RPI 26-50	W-L RECORDS	RPI 51-100	RPI 101-150	RPI 150+				
3- 20	0- 0	0- 0	OVERALL	0- 1	0- 2	3- 17				
1- 7	0- 0	0- 0	HOME	0- 0	0- 0	1- 7				
2- 12	0- 0	0- 0	AWAY	0- 1	0- 2	2- 9				
0- 1	0- 0	0- 0	NEUTRAL	0- 0	0- 0	0- 1				
1- 8	0- 0	0- 0	NON-CONFERENCE	0- 1	0- 2	1- 5				
0- 1	0- 0	0- 0	HOME	0- 0	0- 0	0- 1				
1- 6	0- 0	0- 0	AWAY	0- 1	0- 2	1- 3				
0- 1	0- 0	0- 0	NEUTRAL	0- 0	0- 0	0- 1				
2- 12	0- 0	0- 0	CONFERENCE	0- 0	0- 0	2- 12				
1- 6	0- 0	0- 0	HOME	0- 0	0- 0	1- 6				
1- 6	0- 0	0- 0	AWAY	0- 0	0- 0	1- 6				
0- 0	0- 0	0- 0	NEUTRAL	0- 0	0- 0	0- 0				

RPI 1-25			RPI 26-50			RPI 51-100			RPI 101+			Team's RPI: 348		
RPI	S	Opponent	Score	RPI	S	Opponent	Score	RPI	S	Opponent	Score			
								87	A	Georgia	50	64		
										106	A	North Carolina	49	82
										108	A	Clemson	36	56
										179	A	Hampton	46	80
										179	H	Hampton	50	51
										205	H	Bethune-Cookman	34	64
										227	A	Ga. Southern	58	74
										244	A	Howard	57	75
										251	A	Charleston So.	62	67
										253	A	UMES	67	60
										265	A	Wofford	65	66
										271	N	Coastal Caro.	54	63
										273	A	Norfolk St.	68	83
										273	H	Norfolk St.	53	68
										277	H	Savannah St.	49	60
										280	A	N.C. A&T	54	66
										284	A	Coppin St.	54	70
										284	H	Coppin St.	63	66
										318	H	USC Upstate	67	73
										333	A	Winthrop	63	55
										336	H	Morgan St.	50	46
										342	A	N.C. Central	41	52
										347	H	Delaware St.	70	72
LAST 12 Division I GAMES:														
				284	H	Coppin St.	63	66		244	A	Howard	57	75
				273	A	Norfolk St.	68	83		253	A	UMES	67	60
				280	A	N.C. A&T	54	66		179	A	Hampton	46	80
				342	A	N.C. Central	41	52		336	H	Morgan St.	50	46
				179	H	Hampton	50	51		347	H	Delaware St.	70	72
				273	H	Norfolk St.	53	68		277	H	Savannah St.	49	60

Non-Div I Games: St. Andrews 72 35 Morris 85 57

South Carolina St.

Loss, Non-Conf, S Site, H Home A Away N Neutral

South Dakota

Through Games Of Feb. 19, 2017

Average RPI Win:	190	WON-LOST	WINNING	LAST 10	STRENGTH OF	OPP. STRENGTH	TEAM	ADJ.	CONF.	ADJ CONF.
Average RPI Loss:	131	RECORD	PCT. RANK	GAMES	SCHEDULE	OF SCHEDULE	RPI	RPI	RPI	RPI
DIV. I ONLY	20- 5	23	8- 2	223	116	63	63	11	11	
DIV. I NON-CONF.	9- 2	37	0- 0	150	129	40	40	9	9	
TOTALS	RPI 1-25	RPI 26-50	W-L RECORDS	RPI 51-100	RPI 101-150	RPI 150+				
20- 5	0- 0	1- 1	OVERALL	2- 1	3- 2	14- 1				
10- 1	0- 0	1- 0	HOME	1- 1	2- 0	6- 0				
7- 4	0- 0	0- 1	AWAY	0- 0	1- 2	6- 1				
3- 0	0- 0	0- 0	NEUTRAL	1- 0	0- 0	2- 0				
9- 2	0- 0	0- 0	NON-CONFERENCE	1- 0	1- 2	7- 0				
3- 0	0- 0	0- 0	HOME	0- 0	1- 0	2- 0				
3- 2	0- 0	0- 0	AWAY	0- 0	0- 2	3- 0				
3- 0	0- 0	0- 0	NEUTRAL	1- 0	0- 0	2- 0				
11- 3	0- 0	1- 1	CONFERENCE	1- 1	2- 0	7- 1				
7- 1	0- 0	1- 0	HOME	1- 1	1- 0	4- 0				
4- 2	0- 0	0- 1	AWAY	0- 0	1- 0	3- 1				
0- 0	0- 0	0- 0	NEUTRAL	0- 0	0- 0	0- 0				

RPI S	Opponent	Score	RPI S	Opponent	Score	RPI S	Opponent	Score	RPI S	Opponent	Score
33	A South Dakota St.	58 70	33	H South Dakota St.	65 62	66	H IUPUI	75 62	107	H SFA	80 74
33	H South Dakota St.	65 62	78	H Western Ill.	78 86	82	N Northern Ill.	97 83	112	A Wyoming	62 69
									143	A Arkansas	67 70
									147	A Oral Roberts	69 47
									147	H Oral Roberts	79 50
									151	A Omaha	60 52
									151	H Omaha	91 56
									159	A Tulsa	71 68
									166	A UC Riverside	61 55
									183	N Southern Ill.	68 57
									188	H Illinois	77 68
									195	H San Jose St.	84 69
									204	N SIUE	75 68
									276	A CSU Bakersfield	75 60
									289	A North Dakota St.	73 83
									289	H North Dakota St.	80 48
									311	A Denver	53 44
									311	H Denver	70 64
									321	A Fort Wayne	82 55
									321	H Fort Wayne	87 59
LAST 12 Division I GAMES:											
151	H Omaha	91 56	289	H North Dakota St.	80 48						
147	H Oral Roberts	79 50	321	H Fort Wayne	87 59						
321	A Fort Wayne	82 55	151	A Omaha	60 52						
33	A South Dakota St.	58 70	147	A Oral Roberts	69 47						
311	A Denver	53 44	66	H IUPUI	75 62						
78	H Western Ill.	78 86	289	A North Dakota St.	73 83						

Non-Div I Games: Concordia-St. Paul 83 58 Northwestern (IA) 100 57

South Dakota

Loss, Non-Conf, S Site, H Home A Away N Neutral

Average RPI Win:	173	WON-LOST	WINNING	LAST 10	STRENGTH OF	OPP. STRENGTH	TEAM	ADJ.	CONF.	ADJ CONF.
Average RPI Loss:	59	RECORD	PCT. RANK	GAMES	SCHEDULE	OF SCHEDULE	RPI	RPI	RPI	RPI
DIV. I ONLY	20- 7	48	7- 3	67	113	33	33	11	11	
DIV. I NON-CONF.	9- 3	63	0- 0	19	43	10	10	9	9	
TOTALS	RPI 1-25	RPI 26-50	W-L RECORDS	RPI 51-100	RPI 101-150	RPI 150+				
20- 7	1- 2	2- 1	OVERALL	4- 3	3- 0	10- 1				
11- 1	1- 0	1- 1	HOME	3- 0	1- 0	5- 0				
8- 6	0- 2	1- 0	AWAY	1- 3	2- 0	4- 1				
1- 0	0- 0	0- 0	NEUTRAL	0- 0	0- 0	1- 0				
9- 3	1- 2	2- 1	NON-CONFERENCE	1- 0	1- 0	4- 0				
4- 1	1- 0	1- 1	HOME	0- 0	0- 0	2- 0				
4- 2	0- 2	1- 0	AWAY	1- 0	1- 0	1- 0				
1- 0	0- 0	0- 0	NEUTRAL	0- 0	0- 0	1- 0				
11- 4	0- 0	0- 0	CONFERENCE	3- 3	2- 0	6- 1				
7- 0	0- 0	0- 0	HOME	3- 0	1- 0	3- 0				
4- 4	0- 0	0- 0	AWAY	0- 3	1- 0	3- 1				
0- 0	0- 0	0- 0	NEUTRAL	0- 0	0- 0	0- 0				

RPI 1-25				RPI 26-50				Team's RPI: 33				RPI 51-100				RPI 101+			
RPI	S	Opponent	Score	RPI	S	Opponent	Score	RPI	S	Opponent	Score	RPI	S	Opponent	Score	RPI	S	Opponent	Score
13	A	Louisville	30 83	29	H	Green Bay	43 67	61	A	UNI	61 50	123	A	North Dakota	83 72				
14	A	Oklahoma	60 74	46	A	Iowa	66 64	63	A	South Dakota	62 65	147	A	Oral Roberts	78 57				
16	H	Creighton	63 56	48	H	George Washington	60 55	63	H	South Dakota	70 58	147	H	Oral Roberts	82 35				
								66	A	IUPUI	59 64	151	A	Omaha	82 83				
								66	H	IUPUI	68 49	151	H	Omaha	76 64				
								78	A	Western Ill.	77 83	197	A	Wichita St.	78 58				
								78	H	Western Ill.	73 58	204	H	SIUE	82 49				
												247	H	Ark.-Pine Bluff	103 45				
												289	A	North Dakota St.	69 66				
												289	H	North Dakota St.	70 44				
												311	A	Denver	72 63				
												321	A	Fort Wayne	76 59				
												321	H	Fort Wayne	73 51				
												330	N	Montana	84 43				
LAST 12 Division I GAMES:																			
321	A	Fort Wayne	76 59	151	A	Omaha	82 83												
78	A	Western Ill.	77 83	78	H	Western Ill.	73 58												
66	A	IUPUI	59 64	311	A	Denver	72 63												
147	H	Oral Roberts	82 35	147	A	Oral Roberts	78 57												
63	H	South Dakota	70 58	66	H	IUPUI	68 49												
289	H	North Dakota St.	70 44	151	H	Omaha	76 64												

Non-Div I Games:

South Dakota St.

■ Loss,
 ■ Non-Conf, S Site,
 ■ Home
 ■ Away
 N Neutral

Average RPI Win: 151		WON-LOST	WINNING	LAST 10	STRENGTH OF	OPP. STRENGTH	TEAM	ADJ.	CONF.	ADJ CONF.
Average RPI Loss: 70		RECORD	PCT. RANK	GAMES	SCHEDULE	OF SCHEDULE	RPI	RPI	RPI	RPI
DIV. I ONLY		20- 6	33	6- 4	64	68	34	34	5	5
DIV. I NON-CONF.		11- 2	23	0- 1	147	119	58	58	5	5
TOTALS		RPI 1-25	RPI 26-50		W-L RECORDS		RPI 51-100	RPI 101-150	RPI 150+	
20- 6	1- 3	2- 0		OVERALL		4- 0	4- 3	9- 0		
10- 3	0- 2	1- 0		HOME		1- 0	3- 1	5- 0		
6- 2	1- 1	1- 0		AWAY		1- 0	0- 1	3- 0		
4- 1	0- 0	0- 0		NEUTRAL		2- 0	1- 1	1- 0		
11- 2	0- 1	0- 0		NON-CONFERENCE		3- 0	2- 1	6- 0		
5- 1	0- 1	0- 0		HOME		1- 0	1- 0	3- 0		
2- 0	0- 0	0- 0		AWAY		0- 0	0- 0	2- 0		
4- 1	0- 0	0- 0		NEUTRAL		2- 0	1- 1	1- 0		
9- 4	1- 2	2- 0		CONFERENCE		1- 0	2- 2	3- 0		
5- 2	0- 1	1- 0		HOME		0- 0	2- 1	2- 0		
4- 2	1- 1	1- 0		AWAY		1- 0	0- 1	1- 0		
0- 0	0- 0	0- 0		NEUTRAL		0- 0	0- 0	0- 0		

RPI	S	Opponent	Score	RPI	S	Opponent	Score	Team's RPI: 34	RPI	S	Opponent	Score	RPI	S	Opponent	Score
1	A	UConn	37 102	44	A	Tulane	62 53		87	N	Georgia	81 65	106	N	North Carolina	83 55
13	H	Louisville	52 66	44	H	Tulane	66 56		88	N	UNLV	77 42	113	H	UCF	62 66
23	A	Temple	55 51						93	A	SMU	52 51	115	H	Stetson	74 60
23	H	Temple	71 77						96	H	Jacksonville	64 52	119	N	Long Beach St.	68 73
													138	H	Cincinnati	72 52
													150	A	Memphis	57 62
													150	H	Memphis	79 49
													155	N	Santa Clara	63 54
													158	A	East Carolina	76 66
													158	H	East Carolina	79 48
													159	H	Tulsa	84 68
													250	A	Butler	74 59
													256	H	Saint Francis (PA)	129 80
													283	H	FIU	91 41
													286	H	North Florida	78 42
													326	A	Arkansas St.	78 59
LAST 12 Division I GAMES:																
23	H	Temple	71 77	23	A	Temple	55 51									
113	H	UCF	62 66	93	A	SMU	52 51									
44	H	Tulane	66 56	13	H	Louisville	52 66									
158	A	East Carolina	76 66	150	H	Memphis	79 49									
150	A	Memphis	57 62	158	H	East Carolina	79 48									
138	H	Cincinnati	72 52	1	A	UConn	37 102									

Non-Div I Games:

South Fla.

■ Loss,
 ■ Non-Conf,
 ■ S Site,
 ■ Home
 ■ A Away
 N Neutral

Average RPI Win:	269	WON-LOST	WINNING	LAST 10	STRENGTH OF	OPP. STRENGTH	TEAM	ADJ.	CONF.	ADJ CONF.
Average RPI Loss:	187	RECORD	PCT. RANK	GAMES	SCHEDULE	OF SCHEDULE	RPI	RPI	RPI	RPI
DIV. I ONLY	10- 15	227	5- 5	305	279	278	278	26	26	
DIV. I NON-CONF.	4- 7	224	0- 0	272	284	286	286	26	26	
TOTALS	RPI 1-25	RPI 26-50	W-L RECORDS	RPI 51-100	RPI 101-150	RPI 150+				
10- 15	0- 0	0- 0	OVERALL	0- 2	0- 3	10- 10				
4- 8	0- 0	0- 0	HOME	0- 1	0- 2	4- 5				
5- 6	0- 0	0- 0	AWAY	0- 1	0- 1	5- 4				
1- 1	0- 0	0- 0	NEUTRAL	0- 0	0- 0	1- 1				
4- 7	0- 0	0- 0	NON-CONFERENCE	0- 1	0- 3	4- 3				
2- 3	0- 0	0- 0	HOME	0- 1	0- 2	2- 0				
1- 3	0- 0	0- 0	AWAY	0- 0	0- 1	1- 2				
1- 1	0- 0	0- 0	NEUTRAL	0- 0	0- 0	1- 1				
6- 8	0- 0	0- 0	CONFERENCE	0- 1	0- 0	6- 7				
2- 5	0- 0	0- 0	HOME	0- 0	0- 0	2- 5				
4- 3	0- 0	0- 0	AWAY	0- 1	0- 0	4- 2				
0- 0	0- 0	0- 0	NEUTRAL	0- 0	0- 0	0- 0				

RPI S	Opponent	Score	RPI S	Opponent	Score	RPI S	Opponent	Score	RPI S	Opponent	Score	Team's RPI: 278
						60	A Belmont	77 89	103	H Saint Louis	50 89	
						78	H Western Ill.	87 100	138	H Cincinnati	75 83	
									150	A Memphis	63 65	
									160	N Louisiana	78 82	
									182	H Morehead St.	72 82	
									183	A Southern Ill.	70 77	
									187	A Xavier	48 54	
									204	A SIUE	69 70	
									204	H SIUE	78 74	
									234	A UT Martin	82 79	
									234	H UT Martin	73 82	
									243	H Murray St.	79 70	
									249	A Jacksonville St.	65 58	
									257	A Evansville	76 74	
									263	H Tennessee Tech	63 74	
									266	A Tennessee St.	75 67	
									272	A Austin Peay	74 84	
									291	H Lipscomb	79 63	
									296	A Eastern Ill.	107 65	
									296	H Eastern Ill.	62 71	
									298	H Eastern Ky.	63 74	
									300	N Alcorn	68 50	
									349	H Alabama A&M	75 47	
LAST 12 Division I GAMES:												
234	H	UT Martin	73	82	243	H	Murray St.	79	70			
296	A	Eastern Ill.	107	65	296	H	Eastern Ill.	62	71			
204	H	SIUE	78	74	204	A	SIUE	69	70			
182	H	Morehead St.	72	82	234	A	UT Martin	82	79			
249	A	Jacksonville St.	65	58	60	A	Belmont	77	89			
272	A	Austin Peay	74	84	266	A	Tennessee St.	75	67			

Non-Div I Games: Hannibal-La Grange 99 52 Stephens College 107 59

Southeast Mo. St.

■ Loss,
 ■ Non-Conf,
 ■ S Site,
 ■ Home
 ■ A Away
 N Neutral

Average RPI Win:	261	WON-LOST	WINNING	LAST 10	STRENGTH OF	OPP. STRENGTH	TEAM	ADJ.	CONF.	ADJ CONF.
Average RPI Loss:	198	RECORD	PCT. RANK	GAMES	SCHEDULE	OF SCHEDULE	RPI	RPI	RPI	RPI
DIV. I ONLY	4- 21	325	2- 8	270	296	327	327	27	27	
DIV. I NON-CONF.	1- 9	323	0- 0	96	197	296	296	27	27	
TOTALS	RPI 1-25	RPI 26-50	W-L RECORDS	RPI 51-100	RPI 101-150	RPI 150+				
4- 21	0- 1	0- 0	OVERALL	0- 4	0- 4	4- 12				
3- 7	0- 0	0- 0	HOME	0- 1	0- 1	3- 5				
1- 14	0- 1	0- 0	AWAY	0- 3	0- 3	1- 7				
0- 0	0- 0	0- 0	NEUTRAL	0- 0	0- 0	0- 0				
1- 9	0- 1	0- 0	NON-CONFERENCE	0- 3	0- 1	1- 4				
1- 1	0- 0	0- 0	HOME	0- 0	0- 0	1- 1				
0- 8	0- 1	0- 0	AWAY	0- 3	0- 1	0- 3				
0- 0	0- 0	0- 0	NEUTRAL	0- 0	0- 0	0- 0				
3- 12	0- 0	0- 0	CONFERENCE	0- 1	0- 3	3- 8				
2- 6	0- 0	0- 0	HOME	0- 1	0- 1	2- 4				
1- 6	0- 0	0- 0	AWAY	0- 0	0- 2	1- 4				
0- 0	0- 0	0- 0	NEUTRAL	0- 0	0- 0	0- 0				

RPI	S	Opponent	Score	RPI	S	Opponent	Score	RPI	S	Opponent	Score	RPI	S	Opponent	Score	Team's RPI: 327
9	A	Baylor	38 109					51	A	Colorado St.	31 77	107	H	SFA	62 92	
								79	A	Colorado	54 112	116	A	Central Ark.	55 77	
								81	A	Florida	51 102	118	A	Ole Miss	31 81	
								100	H	Abilene Christian	57 82	130	A	Lamar University	68 86	
												160	A	Louisiana	77 86	
												173	A	Houston	80 83	
												200	H	New Orleans	85 70	
												205	H	Bethune-Cookman	75 63	
												219	H	Grambling	71 87	
												269	H	McNeese	83 86	
												297	H	Nicholls St.	60 76	
												299	A	Northwestern St.	71 89	
												299	H	Northwestern St.	69 58	
												303	A	A&M-Corpus Christi	61 77	
												303	H	A&M-Corpus Christi	53 69	
												332	A	Incarinate Word	56 96	
												332	H	Incarinate Word	76 85	
												341	A	Houston Baptist	87 71	
												343	A	Sam Houston St.	61 68	
												346	A	Jackson St.	66 83	
LAST 12 Division I GAMES:																
107	H	SFA	62 92	343	A	Sam Houston St.	61 68									
299	A	Northwestern St.	71 89	299	H	Northwestern St.	69 58									
200	H	New Orleans	85 70	332	A	Incarinate Word	56 96									
303	H	A&M-Corpus Christi	53 69	269	H	McNeese	83 86									
116	A	Central Ark.	55 77	303	A	A&M-Corpus Christi	61 77									
297	H	Nicholls St.	60 76	130	A	Lamar University	68 86									

Non-Div I Games: Mobile 67 52

Southeastern La.

■ Loss,
 ■ Non-Conf, S Site,
 ■ Home
 ■ Away
 N Neutral

Southern California

Through Games Of Feb. 19, 2017

Average RPI Win:	152	WON-LOST	WINNING	LAST 10	STRENGTH OF	OPP. STRENGTH	TEAM	ADJ.	CONF.	ADJ CONF.
Average RPI Loss:	34	RECORD	PCT. RANK	GAMES	SCHEDULE	OF SCHEDULE	RPI	RPI	RPI	RPI
DIV. I ONLY	14- 13	164	4- 6	27	13	62	62	1	1	
DIV. I NON-CONF.	9- 2	37	0- 0	137	147	52	52	1	1	
TOTALS	RPI 1-25	RPI 26-50	W-L RECORDS	RPI 51-100	RPI 101-150	RPI 150+				
14- 13	2- 7	1- 2	OVERALL	2- 4	2- 0	7- 0				
8- 6	0- 4	1- 1	HOME	2- 1	2- 0	3- 0				
4- 7	2- 3	0- 1	AWAY	0- 3	0- 0	2- 0				
2- 0	0- 0	0- 0	NEUTRAL	0- 0	0- 0	2- 0				
9- 2	1- 1	0- 0	NON-CONFERENCE	0- 1	1- 0	7- 0				
4- 1	0- 1	0- 0	HOME	0- 0	1- 0	3- 0				
3- 1	1- 0	0- 0	AWAY	0- 1	0- 0	2- 0				
2- 0	0- 0	0- 0	NEUTRAL	0- 0	0- 0	2- 0				
5- 11	1- 6	1- 2	CONFERENCE	2- 3	1- 0	0- 0				
4- 5	0- 3	1- 1	HOME	2- 1	1- 0	0- 0				
1- 6	1- 3	0- 1	AWAY	0- 2	0- 0	0- 0				
0- 0	0- 0	0- 0	NEUTRAL	0- 0	0- 0	0- 0				

RPI	S	Opponent	Score	RPI	S	Opponent	Score	RPI	S	Opponent	Score	RPI	S	Opponent	Score
3	H	Mississippi St.	72 76	28	H	Arizona St.	65 50	70	A	California	56 63	111	H	Arizona	58 54
5	A	Oregon St.	70 50	31	A	Oregon	50 73	75	H	Utah	53 58	119	H	Long Beach St.	82 74
5	H	Oregon St.	60 74	31	H	Oregon	53 59	79	H	Colorado	79 54	156	N	Missouri St.	89 67
6	A	Washington	67 77					88	A	UNLV	66 77	166	H	UC Riverside	67 49
6	H	Washington	74 87					95	A	Washington St.	57 74	219	H	Grambling	75 64
10	A	Stanford	42 58					95	H	Washington St.	80 64	258	N	Portland	67 54
12	A	UCLA	67 71									268	H	Hawaii	76 44
12	H	UCLA	59 74									279	A	Sacramento St.	111 95
20	A	Texas A&M	66 62									320	A	UC Irvine	83 45
LAST 12 Division I GAMES:															
6	H	Washington	74 87	28	H	Arizona St.	65 50	12	A	UCLA	67 71	12	H	UCLA	59 74
95	H	Washington St.	80 64	111	H	Arizona	58 54	5	H	Oregon St.	60 74	31	H	Oregon	53 59
31	A	Oregon	50 73												
5	A	Oregon St.	70 50												
70	A	California	56 63												
10	A	Stanford	42 58												

Non-Div I Games:

Southern California

■ Loss,
 ■ Non-Conf,
 ■ S Site,
 ■ H Home
 ■ A Away
 N Neutral

Season 1117				Through Games of Feb. 19, 1917						
Average RPI Win:	216	WON-LOST	WINNING	LAST 10	STRENGTH OF	OPP. STRENGTH	TEAM	ADJ.	CONF.	ADJ CONF.
Average RPI Loss:	143	RECORD	PCT. RANK	GAMES	SCHEDULE	OF SCHEDULE	RPI	RPI	RPI	RPI
DIV. I ONLY	11- 13	205	5- 5	145	192	183	183	16	16	
DIV. I NON-CONF.	5- 5	165	0- 0	154	210	159	159	14	14	
TOTALS	RPI 1-25		RPI 26-50	W-L RECORDS	RPI 51-100		RPI 101-150		RPI 150+	
11- 13	0- 1		0- 2	OVERALL	2- 2		1- 0		8- 8	
6- 5	0- 0		0- 1	HOME	1- 0		1- 0		4- 4	
5- 7	0- 1		0- 1	AWAY	1- 1		0- 0		4- 4	
0- 1	0- 0		0- 0	NEUTRAL	0- 1		0- 0		0- 0	
5- 5	0- 1		0- 0	NON-CONFERENCE	1- 1		1- 0		3- 3	
3- 1	0- 0		0- 0	HOME	0- 0		1- 0		2- 1	
2- 3	0- 1		0- 0	AWAY	1- 0		0- 0		1- 2	
0- 1	0- 0		0- 0	NEUTRAL	0- 1		0- 0		0- 0	
6- 8	0- 0		0- 2	CONFERENCE	1- 1		0- 0		5- 5	
3- 4	0- 0		0- 1	HOME	1- 0		0- 0		2- 3	
3- 4	0- 0		0- 1	AWAY	0- 1		0- 0		3- 2	
0- 0	0- 0		0- 0	NEUTRAL	0- 0		0- 0		0- 0	

RPI 1-25			
RPI	S	Opponent	Score
14	A	Oklahoma	48 80

RPI 26-50			
RPI	S	Opponent	Score
35	A	Drake	59 75
35	H	Drake	60 71

RPI 51-100			
RPI	S	Opponent	Score
61	A	UNI	49 79
61	H	UNI	64 59
63	N	South Dakota	57 68
90	A	Purdue	64 61

RPI 101+			
RPI	S	Opponent	Score
150	H	Memphis	69 61
156	A	Missouri St.	59 73
156	H	Missouri St.	60 78
185	H	UAB	49 64
197	A	Wichita St.	61 58
197	H	Wichita St.	77 54
204	A	SIUE	59 60
206	H	Indiana St.	53 68
220	A	Bradley	66 57
234	A	UT Martin	68 76
243	H	Murray St.	70 63
257	A	Evansville	60 63
257	H	Evansville	61 74
278	H	Southeast Mo. St.	77 70
307	A	Illinois St.	63 56
314	H	Loyola Chicago	73 57
317	A	UMKC	77 69

Team's RPI: 183			
-----------------	--	--	--

LAST 12 Division I GAMES:			
257	H	Evansville	61 74
197	A	Wichita St.	61 58
156	A	Missouri St.	59 73
61	H	UNI	64 59
35	H	Drake	60 71
307	A	Illinois St.	63 56
220	A	Bradley	66 57
257	A	Evansville	60 63
156	H	Missouri St.	60 78
197	H	Wichita St.	77 54
35	A	Drake	59 75
61	A	UNI	49 79

Non-Div I Games:	Brescia	104	35
------------------	---------	-----	----

Southern Ill.

Loss, Non-Conf, S Site, H Home A Away N Neutral

Average RPI Win:	297	WON-LOST	WINNING	LAST 10	STRENGTH OF	OPP. STRENGTH	TEAM	ADJ.	CONF.	ADJ CONF.
Average RPI Loss:	154	RECORD	PCT. RANK	GAMES	SCHEDULE	OF SCHEDULE	RPI	RPI	RPI	RPI
DIV. I ONLY	10- 11	190	6- 4	315	306	233	233	30	30	
DIV. I NON-CONF.	1- 6	310	0- 0	46	11	218	218	30	30	
TOTALS	RPI 1-25	RPI 26-50	W-L RECORDS	RPI 51-100	RPI 101-150	RPI 150+				
10- 11	0- 2	0- 2	OVERALL	0- 0	0- 0	10- 7				
6- 2	0- 0	0- 0	HOME	0- 0	0- 0	6- 2				
4- 8	0- 0	0- 0	AWAY	0- 0	0- 0	4- 1				
0- 1	0- 1	0- 0	NEUTRAL	0- 0	0- 0	0- 0				
1- 6	0- 2	0- 2	NON-CONFERENCE	0- 0	0- 0	1- 2				
1- 0	0- 0	0- 0	HOME	0- 0	0- 0	1- 0				
0- 5	0- 1	0- 2	AWAY	0- 0	0- 0	0- 2				
0- 1	0- 1	0- 0	NEUTRAL	0- 0	0- 0	0- 0				
9- 5	0- 0	0- 0	CONFERENCE	0- 0	0- 0	9- 5				
5- 2	0- 0	0- 0	HOME	0- 0	0- 0	5- 2				
4- 3	0- 0	0- 0	AWAY	0- 0	0- 0	4- 3				
0- 0	0- 0	0- 0	NEUTRAL	0- 0	0- 0	0- 0				

RPI 1-25				RPI 26-50				RPI 51-100				RPI 101+ Team's RPI: 233			
RPI	S	Opponent	Score	RPI	S	Opponent	Score	RPI	S	Opponent	Score	RPI	S	Opponent	Score
12	A	UCLA	47 95	26	A	Ohio St.	73 108					158	A	East Carolina	55 62
20	N	Texas A&M	58 81	42	A	Michigan St.	55 70					205	H	Bethune-Cookman	61 59
												209	A	Alabama St.	70 75
												217	H	Texas Southern	71 77
												219	A	Grambling	71 68
												219	H	Grambling	63 70
												241	A	South Ala.	48 55
												247	A	Ark.-Pine Bluff	59 63
												247	H	Ark.-Pine Bluff	67 50
												292	H	Prairie View	86 72
												300	A	Alcorn	63 69
												310	A	Mississippi Val.	62 51
												310	H	Mississippi Val.	51 44
												346	A	Jackson St.	85 56
												346	H	Jackson St.	80 61
												349	A	Alabama A&M	66 54
												349	H	Alabama A&M	69 57
LAST 12 Division I GAMES:															
349	H	Alabama A&M	69 57	209	A	Alabama St.	70 75								
310	A	Mississippi Val.	62 51	349	A	Alabama A&M	66 54								
247	A	Ark.-Pine Bluff	59 63	310	H	Mississippi Val.	51 44								
346	H	Jackson St.	80 61	247	H	Ark.-Pine Bluff	67 50								
219	H	Grambling	63 70	346	A	Jackson St.	85 56								
300	A	Alcorn	63 69	219	A	Grambling	71 68								

Non-Div I Games: Spring Hill 68 53

Southern U.

Southern Utah

Through Games Of Feb. 19, 2017

Average RPI Win:	239	WON-LOST	WINNING	LAST 10	STRENGTH OF	OPP. STRENGTH	TEAM	ADJ.	CONF.	ADJ CONF.
Average RPI Loss:	176	RECORD	PCT. RANK	GAMES	SCHEDULE	OF SCHEDULE	RPI	RPI	RPI	RPI
DIV. I ONLY	4- 20	324	0- 10	183	235	294	294	19	19	
DIV. I NON-CONF.	4- 6	209	0- 0	170	207	178	178	18	18	
TOTALS	RPI 1-25	RPI 26-50	W-L RECORDS	RPI 51-100	RPI 101-150	RPI 150+				
4- 20	0- 1	0- 0	OVERALL	0- 2	0- 8	4- 9				
0- 10	0- 0	0- 0	HOME	0- 0	0- 5	0- 5				
4- 10	0- 1	0- 0	AWAY	0- 2	0- 3	4- 4				
0- 0	0- 0	0- 0	NEUTRAL	0- 0	0- 0	0- 0				
4- 6	0- 1	0- 0	NON-CONFERENCE	0- 1	0- 2	4- 2				
0- 3	0- 0	0- 0	HOME	0- 0	0- 1	0- 2				
4- 3	0- 1	0- 0	AWAY	0- 1	0- 1	4- 0				
0- 0	0- 0	0- 0	NEUTRAL	0- 0	0- 0	0- 0				
0- 14	0- 0	0- 0	CONFERENCE	0- 1	0- 6	0- 7				
0- 7	0- 0	0- 0	HOME	0- 0	0- 4	0- 3				
0- 7	0- 0	0- 0	AWAY	0- 1	0- 2	0- 4				
0- 0	0- 0	0- 0	NEUTRAL	0- 0	0- 0	0- 0				

RPI 1-25				RPI 26-50				RPI 51-100				RPI 101+ Team's RPI: 294			
RPI	S	Opponent	Score	RPI	S	Opponent	Score	RPI	S	Opponent	Score	RPI	S	Opponent	Score
5	A	Oregon St.	38 77					75	A	Utah	43 69	111	H	Arizona	65 77
								83	A	Montana St.	68 71	112	A	Wyoming	48 68
												123	A	North Dakota	70 75
												123	H	North Dakota	65 68
												124	H	Idaho	68 85
												126	A	Northern Colo.	55 74
												126	H	Northern Colo.	53 83
												132	H	Eastern Wash.	66 67
												152	H	Idaho St.	68 71
												169	A	CSUN	77 71
												191	A	Utah St.	70 54
												216	H	Weber St.	68 73
												218	H	Grand Canyon	73 76
												232	A	Portland St.	74 81
												276	A	CSU Bakersfield	65 59
												279	A	Sacramento St.	69 81
												306	A	Northern Ariz.	65 77
												306	H	Northern Ariz.	68 77
												320	A	UC Irvine	70 58
												330	A	Montana	55 64
												331	H	Utah Valley	64 70
LAST 12 Division I GAMES:															
306	A	Northern Ariz.	65 77	123	A	North Dakota	70 75								
83	A	Montana St.	68 71	132	H	Eastern Wash.	66 67								
330	A	Montana	55 64	124	H	Idaho	68 85								
152	H	Idaho St.	68 71	232	A	Portland St.	74 81								
216	H	Weber St.	68 73	279	A	Sacramento St.	69 81								
126	A	Northern Colo.	55 74	123	H	North Dakota	65 68								

Non-Div I Games: Antelope Valley 89 76

Southern Utah

Loss, Non-Conf, S Site, H Home A Away N Neutral

St. Bonaventure

Through Games Of Feb. 19, 2017

Average RPI Win:	226	WON-LOST	WINNING	LAST 10	STRENGTH OF	OPP. STRENGTH	TEAM	ADJ.	CONF.	ADJ CONF.
Average RPI Loss:	139	RECORD	PCT. RANK	GAMES	SCHEDULE	OF SCHEDULE	RPI	RPI	RPI	RPI
DIV. I ONLY	9- 18	262	3- 7	134	170	231	231	12	12	
DIV. I NON-CONF.	5- 7	205	0- 0	173	242	211	211	12	12	
TOTALS	RPI 1-25	RPI 26-50	W-L RECORDS	RPI 51-100	RPI 101-150	RPI 150+				
9- 18	0- 0	0- 1	OVERALL	0- 4	3- 7	6- 6				
6- 7	0- 0	0- 0	HOME	0- 2	2- 3	4- 2				
1- 11	0- 0	0- 1	AWAY	0- 2	0- 4	1- 4				
2- 0	0- 0	0- 0	NEUTRAL	0- 0	1- 0	1- 0				
5- 7	0- 0	0- 0	NON-CONFERENCE	0- 3	2- 1	3- 3				
3- 2	0- 0	0- 0	HOME	0- 1	1- 0	2- 1				
0- 5	0- 0	0- 0	AWAY	0- 2	0- 1	0- 2				
2- 0	0- 0	0- 0	NEUTRAL	0- 0	1- 0	1- 0				
4- 11	0- 0	0- 1	CONFERENCE	0- 1	1- 6	3- 3				
3- 5	0- 0	0- 0	HOME	0- 1	1- 3	2- 1				
1- 6	0- 0	0- 1	AWAY	0- 0	0- 3	1- 2				
0- 0	0- 0	0- 0	NEUTRAL	0- 0	0- 0	0- 0				

RPI	S	Opponent	Score	RPI	S	Opponent	Score	RPI	S	Opponent	Score	RPI	S	Opponent	Score	Team's RPI: 231
48	A	George Washington	57	63	53	H	Dayton	60	62	102	A	Saint Joseph's	53	70		
					68	H	Bucknell	35	57	103	A	Saint Louis	49	64		
					80	A	Buffalo	47	68	103	H	Saint Louis	58	74		
					84	A	Toledo	50	74	109	N	Rider	60	47		
										120	A	Fordham	45	57		
										120	H	Fordham	44	60		
										128	A	Delaware	40	43		
										133	H	Duquesne	69	56		
										135	H	VCU	60	77		
										140	H	Albany (NY)	67	59		
										164	H	La Salle	45	57		
										183	A	George Mason	49	52		
										225	A	Richmond	54	61		
										240	A	Niagara	43	65		
										252	H	Colgate	70	57		
										255	H	Stony Brook	51	37		
										262	H	Canisius	57	74		
										272	N	Austin Peay	58	57		
										275	H	Davidson	70	51		
										285	A	Eastern Mich.	56	75		
										295	A	Massachusetts	55	38		
										304	H	Rhode Island	78	69		
LAST 12 Division I GAMES:																
135	H	VCU	60	77	275	H	Davidson	70	51							
48	A	George Washington	57	63	133	H	Duquesne	69	56							
103	H	Saint Louis	58	74	295	A	Massachusetts	55	38							
164	H	La Salle	45	57	120	H	Fordham	44	60							
120	A	Fordham	45	57	103	A	Saint Louis	49	64							
102	A	Saint Joseph's	53	70	225	A	Richmond	54	61							

Non-Div I Games:

St. Bonaventure

■ Loss,
 ■ Non-Conf,
 ■ S Site,
 ■ H Home
 ■ A Away
 N Neutral

Average RPI Win: 294		WON-LOST	WINNING	LAST 10	STRENGTH OF	OPP. STRENGTH	TEAM	ADJ.	CONF.	ADJ CONF.
Average RPI Loss: 218		RECORD	PCT. RANK	GAMES	SCHEDULE	OF SCHEDULE	RPI	RPI	RPI	RPI
DIV. I ONLY		7- 19	295	2- 8	300	343	324	324	31	31
DIV. I NON-CONF.		2- 9	293	0- 0	201	252	313	313	32	32
TOTALS	RPI 1-25		RPI 26-50	W-L RECORDS		RPI 51-100	RPI 101-150		RPI 150+	
7- 19	0- 0		0- 1	OVERALL		0- 1	0- 2		7- 15	
4- 8	0- 0		0- 0	HOME		0- 0	0- 0		4- 8	
3- 10	0- 0		0- 1	AWAY		0- 1	0- 2		3- 6	
0- 1	0- 0		0- 0	NEUTRAL		0- 0	0- 0		0- 1	
2- 9	0- 0		0- 1	NON-CONFERENCE		0- 1	0- 2		2- 5	
2- 2	0- 0		0- 0	HOME		0- 0	0- 0		2- 2	
0- 6	0- 0		0- 1	AWAY		0- 1	0- 2		0- 2	
0- 1	0- 0		0- 0	NEUTRAL		0- 0	0- 0		0- 1	
5- 10	0- 0		0- 0	CONFERENCE		0- 0	0- 0		5- 10	
2- 6	0- 0		0- 0	HOME		0- 0	0- 0		2- 6	
3- 4	0- 0		0- 0	AWAY		0- 0	0- 0		3- 4	
0- 0	0- 0		0- 0	NEUTRAL		0- 0	0- 0		0- 0	

RPI 1-25					
RPI	S	Opponent	Score		
RPI 26-50					
RPI	S	Opponent	Score		
39	A	James Madison	57	83	
RPI 51-100					
RPI	S	Opponent	Score		
79	A	Colorado	54	81	
RPI 101+					
RPI	S	Opponent	Team's RPI: Score		
109	A	Rider	60	77	
144	A	Iona	46	62	
157	A	Army West Point	46	69	
167	N	Boston College	58	73	
196	A	Sacred Heart	58	61	
196	H	Sacred Heart	74	81	
212	A	Robert Morris	56	49	
212	H	Robert Morris	54	61	
226	H	Monmouth	87	78	
244	H	Howard	63	78	
256	A	Saint Francis (PA)	62	79	
256	H	Saint Francis (PA)	59	75	
260	H	Manhattan	52	55	
261	A	Loyola Maryland	60	69	
282	A	Bryant	54	63	
282	H	Bryant	63	47	
287	H	Mt. St. Mary's	44	62	
316	H	Central Conn. St.	53	61	
325	H	Saint Peter's	58	52	
334	A	Wagner	45	58	
334	H	Wagner	63	50	
337	A	LIU Brooklyn	56	54	
345	A	Fairleigh Dickinson	66	59	
345	H	Fairleigh Dickinson	58	59	
LAST 12 Division I GAMES:					
334	H	Wagner	63	50	
196	A	Sacred Heart	58	61	
282	A	Bryant	54	63	
256	H	Saint Francis (PA)	59	75	
212	H	Robert Morris	54	61	
334	A	Wagner	45	58	
345	H	Fairleigh Dickinson	58	59	
345	A	Fairleigh Dickinson	66	59	
196	H	Mt. St. Mary's	44	62	
287	H	Sacred Heart	74	81	
337	A	LIU Brooklyn	56	54	
256	A	Saint Francis (PA)	62	79	

Non-Div I Games:

St. Francis Brooklyn

■ Loss, ■ Non-Conf, S Site, H Home A Away N Neutral

Average RPI Win:	155	WON-LOST	WINNING	LAST 10	STRENGTH OF	OPP. STRENGTH	TEAM	ADJ.	CONF.	ADJ CONF.
Average RPI Loss:	57	RECORD	PCT. RANK	GAMES	SCHEDULE	OF SCHEDULE	RPI	RPI	RPI	RPI
DIV. I ONLY	18- 10	99	6- 4	74	58	72	72	7	7	
DIV. I NON-CONF.	8- 3	67	0- 0	145	50	90	90	7	7	
TOTALS	RPI 1-25	RPI 26-50	W-L RECORDS	RPI 51-100	RPI 101-150	RPI 150+				
18- 10	0- 5	4- 1	OVERALL	2- 2	3- 1	9- 1				
10- 5	0- 3	2- 0	HOME	1- 1	1- 1	6- 0				
7- 4	0- 2	1- 0	AWAY	1- 1	2- 0	3- 1				
1- 1	0- 0	1- 1	NEUTRAL	0- 0	0- 0	0- 0				
8- 3	0- 1	2- 1	NON-CONFERENCE	0- 0	3- 1	3- 0				
5- 2	0- 1	1- 0	HOME	0- 0	1- 1	3- 0				
2- 0	0- 0	0- 0	AWAY	0- 0	2- 0	0- 0				
1- 1	0- 0	1- 1	NEUTRAL	0- 0	0- 0	0- 0				
10- 7	0- 4	2- 0	CONFERENCE	2- 2	0- 0	6- 1				
5- 3	0- 2	1- 0	HOME	1- 1	0- 0	3- 0				
5- 4	0- 2	1- 0	AWAY	1- 1	0- 0	3- 1				
0- 0	0- 0	0- 0	NEUTRAL	0- 0	0- 0	0- 0				

RPI 1-25				RPI 26-50				RPI 51-100				RPI 101+			
RPI	S	Opponent	Score	RPI	S	Opponent	Score	RPI	S	Opponent	Score	RPI	S	Opponent	Score
16	A	Creighton	60 67	28	N	Arizona St.	41 54	55	A	Villanova	50 55	120	A	Fordham	59 45
16	H	Creighton	43 55	39	H	James Madison	74 63	55	H	Villanova	56 67	133	H	Duquesne	65 71
18	H	Miami (FL)	50 62	40	A	Marquette	82 72	58	A	Georgetown	71 66	140	H	Albany (NY)	54 36
19	A	DePaul	51 54	40	H	Marquette	70 64	58	H	Georgetown	65 54	149	A	William & Mary	73 57
19	H	DePaul	66 78	45	N	Virginia	66 55					176	A	Providence	71 47
												176	H	Providence	60 50
												187	A	Xavier	65 48
												187	H	Xavier	64 55
												207	A	Seton Hall	59 64
												213	H	Rutgers	65 39
												250	A	Butler	62 41
												250	H	Butler	62 55
												319	H	Lafayette	64 46
												334	H	Wagner	62 34
LAST 12 Division I GAMES:															
16	A	Creighton	60 67	187	H	Xavier	64 55								
176	A	Providence	71 47	250	H	Butler	62 55								
58	H	Georgetown	65 54	176	H	Providence	60 50								
55	H	Villanova	56 67	16	H	Creighton	43 55								
40	A	Marquette	82 72	55	A	Villanova	50 55								
19	A	DePaul	51 54	58	A	Georgetown	71 66								

Non-Div I Games:

St. John's (NY)

■ Loss,
■ Non-Conf,
■ S Site,
■ H Home
■ A Away
N Neutral

Average RPI Win:	197	WON-LOST	WINNING	LAST 10	STRENGTH OF	OPP. STRENGTH	TEAM	ADJ.	CONF.	ADJ CONF.
Average RPI Loss:	114	RECORD	PCT. RANK	GAMES	SCHEDULE	OF SCHEDULE	RPI	RPI	RPI	RPI
DIV. I ONLY	16- 11	116	8- 2	159	115	127	127	14	14	
DIV. I NON-CONF.	5- 6	186	0- 0	129	49	150	150	13	13	
TOTALS	RPI 1-25	RPI 26-50	W-L RECORDS	RPI 51-100	RPI 101-150	RPI 150+				
16- 11	0- 0	0- 0	OVERALL	1- 7	3- 1	12- 3				
8- 5	0- 0	0- 0	HOME	1- 4	2- 0	5- 1				
8- 6	0- 0	0- 0	AWAY	0- 3	1- 1	7- 2				
0- 0	0- 0	0- 0	NEUTRAL	0- 0	0- 0	0- 0				
5- 6	0- 0	0- 0	NON-CONFERENCE	0- 4	1- 1	4- 1				
1- 4	0- 0	0- 0	HOME	0- 3	1- 0	0- 1				
4- 2	0- 0	0- 0	AWAY	0- 1	0- 1	4- 0				
0- 0	0- 0	0- 0	NEUTRAL	0- 0	0- 0	0- 0				
11- 5	0- 0	0- 0	CONFERENCE	1- 3	2- 0	8- 2				
7- 1	0- 0	0- 0	HOME	1- 1	1- 0	5- 0				
4- 4	0- 0	0- 0	AWAY	0- 2	1- 0	3- 2				
0- 0	0- 0	0- 0	NEUTRAL	0- 0	0- 0	0- 0				

RPI 1-25			RPI 26-50			RPI 51-100			RPI 101+			Team's RPI: 127
RPI	S	Opponent	Score	RPI	S	Opponent	Score	RPI	S	Opponent	Score	
						70 H California	67 74	101 A UC Davis		66 68		
						71 H Boise St.	78 83	126 H Northern Colo.		75 65		
						75 H Utah	62 63	145 A San Francisco		64 62		
						77 A Gonzaga	58 59	145 H San Francisco		75 72		
						77 H Gonzaga	75 79	154 A Northeastern		77 53		
						92 A BYU	65 70	155 H Santa Clara		55 53		
						92 H BYU	64 58	167 A Boston College		62 54		
						95 A Washington St.	69 85	169 H CSUN		61 73		
								195 A San Jose St.		85 64		
								198 A Loyola Marymount		57 72		
								198 H Loyola Marymount		74 59		
								229 A San Diego		71 73		
								229 H San Diego		77 65		
								230 A Pacific		63 54		
								230 H Pacific		82 74		
								258 A Portland		75 65		
								258 H Portland		92 76		
								267 A Cal Poly		79 71		
								308 A Pepperdine		81 60		
LAST 12 Division I GAMES:												
						92 H BYU	64 58	155 H Santa Clara		55 53		
						198 A Loyola Marymount	57 72	145 A San Francisco		64 62		
						77 A Gonzaga	58 59	308 A Pepperdine		81 60		
						258 A Portland	75 65	230 A Pacific		63 54		
						229 H San Diego	77 65	77 H Gonzaga		75 79		
						230 H Pacific	82 74	258 H Portland		92 76		

Non-Div I Games:

St. Mary's (CA)

Average RPI Win:	99	WON-LOST	WINNING	LAST 10	STRENGTH OF	OPP. STRENGTH	TEAM	ADJ.	CONF.	ADJ CONF.
Average RPI Loss:	28	RECORD	PCT. RANK	GAMES	SCHEDULE	OF SCHEDULE	RPI	RPI	RPI	RPI
DIV. I ONLY	24- 4	8	9- 1	9	21	10	10	1	1	
DIV. I NON-CONF.	10- 2	32	0- 0	27	96	12	12	1	1	
TOTALS	RPI 1-25	RPI 26-50	W-L RECORDS	RPI 51-100	RPI 101-150	RPI 150+				
24- 4	2- 3	4- 0	OVERALL	9- 1	4- 0	5- 0				
12- 3	1- 2	2- 0	HOME	4- 1	3- 0	2- 0				
9- 1	1- 1	2- 0	AWAY	4- 0	1- 0	1- 0				
3- 0	0- 0	0- 0	NEUTRAL	1- 0	0- 0	2- 0				
10- 2	1- 1	1- 0	NON-CONFERENCE	1- 1	2- 0	5- 0				
5- 1	1- 0	0- 0	HOME	0- 1	2- 0	2- 0				
2- 1	0- 1	1- 0	AWAY	0- 0	0- 0	1- 0				
3- 0	0- 0	0- 0	NEUTRAL	1- 0	0- 0	2- 0				
14- 2	1- 2	3- 0	CONFERENCE	8- 0	2- 0	0- 0				
7- 2	0- 2	2- 0	HOME	4- 0	1- 0	0- 0				
7- 0	1- 0	1- 0	AWAY	4- 0	1- 0	0- 0				
0- 0	0- 0	0- 0	NEUTRAL	0- 0	0- 0	0- 0				

RPI 1-25				Team's RPI: 10				RPI 26-50				RPI 51-100				RPI 101+			
RPI	S	Opponent	Score		RPI	S	Opponent	Score		RPI	S	Opponent	Score		RPI	S	Opponent	Score	
5	H	Oregon St.	69 72		28	A	Arizona St.	64 57		62	H	Southern California	58 42		101	H	UC Davis	68 42	
6	A	Washington	72 68		28	H	Arizona St.	66 56		70	A	California	72 66		111	A	Arizona	77 55	
8	H	Texas	71 59		31	H	Oregon	81 60		70	H	California	72 54		111	H	Arizona	73 46	
12	H	UCLA	76 85		48	A	George Washington	71 52		75	A	Utah	77 58		142	H	Yale	102 44	
17	A	Tennessee	51 59							75	H	Utah	87 51		154	N	Northeastern	74 45	
										77	H	Gonzaga	63 68		169	H	CSUN	88 54	
										79	A	Colorado	84 70		197	N	Wichita St.	87 39	
										79	H	Colorado	64 51		267	H	Cal Poly	83 55	
										90	N	Purdue	78 69		276	A	CSU Bakersfield	77 56	
										95	A	Washington St.	76 54						
LAST 12 Division I GAMES:																			
70	H	California	72 54		6	A	Washington	72 68											
70	A	California	72 66		95	A	Washington St.	76 54											
75	H	Utah	87 51		28	H	Arizona St.	66 56											
79	H	Colorado	64 51		111	H	Arizona	73 46											
12	H	UCLA	76 85		79	A	Colorado	84 70											
62	H	Southern California	58 42		75	A	Utah	77 58											

Non-Div I Games:

Stanford

Average RPI Win:	255	WON-LOST	WINNING	LAST 10	STRENGTH OF	OPP. STRENGTH	TEAM	ADJ.	CONF.	ADJ CONF.
Average RPI Loss:	126	RECORD	PCT. RANK	GAMES	SCHEDULE	OF SCHEDULE	RPI	RPI	RPI	RPI
DIV. I ONLY	19- 5	26	10- 0	294	262	115	115	24	24	
DIV. I NON-CONF.	8- 4	97	0- 0	235	290	134	134	24	24	
TOTALS	RPI 1-25	RPI 26-50	W-L RECORDS	RPI 51-100	RPI 101-150	RPI 150+				
19- 5	0- 0	0- 1	OVERALL	2- 2	0- 1	17- 1				
10- 2	0- 0	0- 0	HOME	1- 1	0- 0	9- 1				
7- 3	0- 0	0- 1	AWAY	1- 1	0- 1	6- 0				
2- 0	0- 0	0- 0	NEUTRAL	0- 0	0- 0	2- 0				
8- 4	0- 0	0- 1	NON-CONFERENCE	0- 1	0- 1	8- 1				
4- 1	0- 0	0- 0	HOME	0- 0	0- 0	4- 1				
2- 3	0- 0	0- 1	AWAY	0- 1	0- 1	2- 0				
2- 0	0- 0	0- 0	NEUTRAL	0- 0	0- 0	2- 0				
11- 1	0- 0	0- 0	CONFERENCE	2- 1	0- 0	9- 0				
6- 1	0- 0	0- 0	HOME	1- 1	0- 0	5- 0				
5- 0	0- 0	0- 0	AWAY	1- 0	0- 0	4- 0				
0- 0	0- 0	0- 0	NEUTRAL	0- 0	0- 0	0- 0				

RPI 1-25				RPI 26-50				RPI 51-100				RPI 101+				Team's RPI: 115	
RPI	S	Opponent	Score	RPI	S	Opponent	Score	RPI	S	Opponent	Score	RPI	S	Opponent	Score		
				34	A	South Fla.	60 74	89	A	Chattanooga	55 66	143	A	Arkansas	62 79		
								96	A	Jacksonville	65 49	204	H	SIUE	78 68		
								96	H	Jacksonville	57 47	205	H	Bethune-Cookman	63 60		
								97	H	FGCU	71 84	212	N	Robert Morris	68 60		
												216	N	Weber St.	70 68		
												266	H	Tennessee St.	50 56		
												270	A	High Point	81 47		
												274	A	Kennesaw St.	65 56		
												274	H	Kennesaw St.	60 43		
												286	A	North Florida	62 44		
												286	H	North Florida	68 44		
												291	A	Lipscomb	91 66		
												291	H	Lipscomb	66 60		
												293	A	Northern Ky.	54 45		
												296	H	Eastern Ill.	72 55		
												305	H	Valparaiso	87 75		
												315	A	NJIT	60 37		
												315	H	NJIT	77 43		
												318	H	USC Upstate	80 68		
LAST 12 Division I GAMES:																	
				315	A	NJIT	60 37	286	H	North Florida	68 44						
				274	H	Kennesaw St.	60 43	315	H	NJIT	77 43						
				291	H	Lipscomb	66 60	318	H	USC Upstate	80 68						
				96	H	Jacksonville	57 47	291	A	Lipscomb	91 66						
				286	A	North Florida	62 44	274	A	Kennesaw St.	65 56						
				96	A	Jacksonville	65 49	97	H	FGCU	71 84						

Non-Div I Games: Palm Beach Atl. 89 50 Webber Int'l 92 54 Warner 100 34

Stetson

Average RPI Win:	258	WON-LOST	WINNING	LAST 10	STRENGTH OF	OPP. STRENGTH	TEAM	ADJ.	CONF.	ADJ CONF.
Average RPI Loss:	161	RECORD	PCT. RANK	GAMES	SCHEDULE	OF SCHEDULE	RPI	RPI	RPI	RPI
DIV. I ONLY	10- 16	238	2- 8	259	239	255	255	22	22	
DIV. I NON-CONF.	6- 6	165	0- 0	293	271	227	227	22	22	
TOTALS	RPI 1-25	RPI 26-50	W-L RECORDS	RPI 51-100	RPI 101-150	RPI 150+				
10- 16	0- 0	0- 2	OVERALL	0- 2	2- 4	8- 8				
5- 6	0- 0	0- 1	HOME	0- 1	2- 1	3- 3				
4- 9	0- 0	0- 0	AWAY	0- 1	0- 3	4- 5				
1- 1	0- 0	0- 1	NEUTRAL	0- 0	0- 0	1- 0				
6- 6	0- 0	0- 2	NON-CONFERENCE	0- 0	1- 1	5- 3				
3- 2	0- 0	0- 1	HOME	0- 0	1- 0	2- 1				
2- 3	0- 0	0- 0	AWAY	0- 0	0- 1	2- 2				
1- 1	0- 0	0- 1	NEUTRAL	0- 0	0- 0	1- 0				
4- 10	0- 0	0- 0	CONFERENCE	0- 2	1- 3	3- 5				
2- 4	0- 0	0- 0	HOME	0- 1	1- 1	1- 2				
2- 6	0- 0	0- 0	AWAY	0- 1	0- 2	2- 3				
0- 0	0- 0	0- 0	NEUTRAL	0- 0	0- 0	0- 0				

RPI 1-25				RPI 26-50				RPI 51-100				RPI 101+				Team's RPI: 255	
RPI	S	Opponent	Score	RPI	S	Opponent	Score	RPI	S	Opponent	Score	RPI	S	Opponent	Score		
				32	H	Syracuse	60 78	73	A	New Hampshire	46 49	122	H	Cornell	66 65		
				47	N	Indiana	60 74	73	H	New Hampshire	45 56	140	A	Albany (NY)	54 64		
												140	H	Albany (NY)	57 75		
												141	A	Maine	71 78		
												141	H	Maine	55 41		
												144	A	Iona	46 57		
												171	A	Hartford	52 65		
												171	H	Hartford	40 62		
												177	H	Columbia	55 53		
												180	H	Hofstra	64 67		
												201	A	UMBC	61 67		
												215	A	Binghamton	74 59		
												215	H	Binghamton	40 48		
												231	A	St. Bonaventure	37 51		
												260	A	Manhattan	55 50		
												281	A	Vermont	43 53		
												316	A	Central Conn. St.	64 59		
												317	H	UMKC	57 55		
												337	A	LIU Brooklyn	48 58		
												339	N	Florida A&M	80 49		
												344	A	UMass Lowell	86 44		
												344	H	UMass Lowell	83 53		
LAST 12 Division I GAMES:																	
				215	A	Binghamton	74 59	281	A	Vermont	43 53						
				171	H	Hartford	40 62	201	A	UMBC	61 67						
				141	A	Maine	71 78	215	H	Binghamton	40 48						
				344	A	UMass Lowell	86 44	171	A	Hartford	52 65						
				140	H	Albany (NY)	57 75	344	H	UMass Lowell	83 53						
				73	H	New Hampshire	45 56	141	H	Maine	55 41						

Non-Div I Games: Molloy 62 53

Stony Brook

Average RPI Win:	148	WON-LOST	WINNING	LAST 10	STRENGTH OF	OPP. STRENGTH	TEAM	ADJ.	CONF.	ADJ CONF.
Average RPI Loss:	23	RECORD	PCT. RANK	GAMES	SCHEDULE	OF SCHEDULE	RPI	RPI	RPI	RPI
DIV. I ONLY	18- 9	80	6- 4	38	37	32	32	3	3	
DIV. I NON-CONF.	9- 4	85	0- 0	104	93	81	81	4	4	
TOTALS	RPI 1-25	RPI 26-50	W-L RECORDS	RPI 51-100	RPI 101-150	RPI 150+				
18- 9	1- 6	4- 1	OVERALL	1- 2	4- 0	8- 0				
12- 1	1- 1	3- 0	HOME	0- 0	2- 0	6- 0				
4- 5	0- 3	0- 0	AWAY	1- 2	1- 0	2- 0				
2- 3	0- 2	1- 1	NEUTRAL	0- 0	1- 0	0- 0				
9- 4	0- 2	2- 1	NON-CONFERENCE	0- 1	1- 0	6- 0				
6- 0	0- 0	1- 0	HOME	0- 0	0- 0	5- 0				
1- 1	0- 0	0- 0	AWAY	0- 1	0- 0	1- 0				
2- 3	0- 2	1- 1	NEUTRAL	0- 0	1- 0	0- 0				
9- 5	1- 4	2- 0	CONFERENCE	1- 1	3- 0	2- 0				
6- 1	1- 1	2- 0	HOME	0- 0	2- 0	1- 0				
3- 4	0- 3	0- 0	AWAY	1- 1	1- 0	1- 0				
0- 0	0- 0	0- 0	NEUTRAL	0- 0	0- 0	0- 0				

RPI 1-25				RPI 26-50				Team's RPI: 32	RPI 51-100				RPI 101+			
RPI	S	Opponent	Score	RPI	S	Opponent	Score		RPI	S	Opponent	Score	RPI	S	Opponent	Score
2	H	Notre Dame	80 85	26	N	Ohio St.	72 77		52	A	Georgia Tech	66 75	106	H	North Carolina	95 64
7	A	Duke	55 72	38	H	North Carolina St.	85 75		54	A	Drexel	61 62	108	A	Clemson	88 62
11	A	Florida St.	58 77	42	H	Michigan St.	75 64		85	A	Virginia Tech	82 72	121	N	Old Dominion	92 66
13	A	Louisville	76 91	45	H	Virginia	54 49						146	H	Pittsburgh	93 65
18	H	Miami (FL)	81 48	48	N	George Washington	74 71						167	A	Boston College	72 45
19	N	DePaul	84 108										167	H	Boston College	79 52
20	N	Texas A&M	84 105										178	H	Siena	102 65
LAST 12 Division I GAMES:																
		2	H	Notre Dame			80 85				18	H	Miami (FL)			81 48
		106	H	North Carolina			95 64				11	A	Florida St.			58 77
		7	A	Duke			55 72				52	A	Georgia Tech			66 75
		167	A	Boston College			72 45				38	H	North Carolina St.			85 75
		146	H	Pittsburgh			93 65				167	H	Boston College			79 52
		85	A	Virginia Tech			82 72				108	A	Clemson			88 62

Non-Div I Games:

Syracuse

■ Loss,
■ Non-Conf,
■ S Site,
■ H Home
■ A Away
N Neutral

Average RPI Win:	208	WON-LOST	WINNING	LAST 10	STRENGTH OF	OPP. STRENGTH	TEAM	ADJ.	CONF.	ADJ CONF.
Average RPI Loss:	29	RECORD	PCT. RANK	GAMES	SCHEDULE	OF SCHEDULE	RPI	RPI	RPI	RPI
DIV. I ONLY	12- 14	195	4- 6	57	23	137	137	4	4	
DIV. I NON-CONF.	8- 3	67	0- 0	213	165	130	130	3	3	
TOTALS	RPI 1-25	RPI 26-50	W-L RECORDS	RPI 51-100	RPI 101-150	RPI 150+				
12- 14	0- 9	0- 1	OVERALL	3- 4	0- 0	9- 0				
11- 6	0- 4	0- 0	HOME	3- 2	0- 0	8- 0				
1- 8	0- 5	0- 1	AWAY	0- 2	0- 0	1- 0				
0- 0	0- 0	0- 0	NEUTRAL	0- 0	0- 0	0- 0				
8- 3	0- 2	0- 1	NON-CONFERENCE	1- 0	0- 0	7- 0				
8- 1	0- 1	0- 0	HOME	1- 0	0- 0	7- 0				
0- 2	0- 1	0- 1	AWAY	0- 0	0- 0	0- 0				
0- 0	0- 0	0- 0	NEUTRAL	0- 0	0- 0	0- 0				
4- 11	0- 7	0- 0	CONFERENCE	2- 4	0- 0	2- 0				
3- 5	0- 3	0- 0	HOME	2- 2	0- 0	1- 0				
1- 6	0- 4	0- 0	AWAY	0- 2	0- 0	1- 0				
0- 0	0- 0	0- 0	NEUTRAL	0- 0	0- 0	0- 0				

RPI	S	Opponent	Score	RPI	S	Opponent	Score	RPI	S	Opponent	Score	RPI	S	Opponent	Score	Team's RPI: 137
2	A	Notre Dame	59 92	30	A	LSU	61 67	56	H	West Virginia	61 83	153	A	Kansas	80 68	
8	A	Texas	54 83					65	A	Iowa St.	69 72	153	H	Kansas	83 68	
8	H	Texas	69 77					65	H	Iowa St.	80 75	217	H	Texas Southern	77 48	
9	A	Baylor	54 77					69	A	Oklahoma St.	70 88	219	H	Grambling	83 47	
9	H	Baylor	73 91					69	H	Oklahoma St.	67 82	250	H	Butler	73 47	
14	A	Oklahoma	72 87					93	H	SMU	76 67	269	H	McNeese	74 70	
20	H	Texas A&M	67 75					98	H	Texas Tech	76 62	300	H	Alcorn	95 39	
24	A	Kansas St.	63 74									332	H	Incarnate Word	88 40	
24	H	Kansas St.	65 68									343	H	Sam Houston St.	81 37	
LAST 12 Division I GAMES:																
24	H	Kansas St.	65 68	8	H	Texas	69 77									
69	A	Oklahoma St.	70 88	153	H	Kansas	83 68									
9	H	Baylor	73 91	24	A	Kansas St.	63 74									
98	H	Texas Tech	76 62	65	H	Iowa St.	80 75									
153	A	Kansas	80 68	9	A	Baylor	54 77									
65	A	Iowa St.	69 72	8	A	Texas	54 83									

Non-Div I Games:

TCU

■ Loss,
 ■ Non-Conf, S Site,
 ■ Home
 ■ Away
 N Neutral

Average RPI Win:	131	WON-LOST	WINNING	LAST 10	STRENGTH OF	OPP. STRENGTH	TEAM	ADJ.	CONF.	ADJ CONF.
Average RPI Loss:	64	RECORD	PCT. RANK	GAMES	SCHEDULE	OF SCHEDULE	RPI	RPI	RPI	RPI
DIV. I ONLY	21- 5	19	8- 2	61	44	23	23	5	5	
DIV. I NON-CONF.	10- 3	54	1- 0	73	60	25	25	5	5	
TOTALS	RPI 1-25	RPI 26-50	W-L RECORDS	RPI 51-100	RPI 101-150	RPI 150+				
21- 5	1- 1	4- 2	OVERALL	3- 1	3- 0	10- 1				
10- 2	1- 1	2- 1	HOME	1- 0	1- 0	5- 0				
11- 2	0- 0	2- 1	AWAY	2- 0	2- 0	5- 1				
0- 1	0- 0	0- 0	NEUTRAL	0- 1	0- 0	0- 0				
10- 3	1- 0	1- 1	NON-CONFERENCE	2- 1	1- 0	5- 1				
5- 0	1- 0	1- 0	HOME	0- 0	0- 0	3- 0				
5- 2	0- 0	0- 1	AWAY	2- 0	1- 0	2- 1				
0- 1	0- 0	0- 0	NEUTRAL	0- 1	0- 0	0- 0				
11- 2	0- 1	3- 1	CONFERENCE	1- 0	2- 0	5- 0				
5- 2	0- 1	1- 1	HOME	1- 0	1- 0	2- 0				
6- 0	0- 0	2- 0	AWAY	0- 0	1- 0	3- 0				
0- 0	0- 0	0- 0	NEUTRAL	0- 0	0- 0	0- 0				

RPI	S	Opponent	Score	RPI	S	Opponent	Score	RPI	S	Opponent	Score	RPI	S	Opponent	Score
1	H	UConn	69 97	27	A	Harvard	62 73	55	A	Villanova	83 48	102	A	Saint Joseph's	86 70
19	H	DePaul	84 74	34	A	South Fla.	77 71	81	N	Florida	76 83	150	A	Memphis	73 67
				34	H	South Fla.	51 55	86	A	Penn	63 53	150	H	Memphis	66 51
				43	H	Quinnipiac	71 68	93	H	SMU	66 52	158	A	East Carolina	76 43
				44	A	Tulane	76 50					158	H	East Carolina	78 47
				44	H	Tulane	86 71					159	A	Tulsa	58 49
												159	H	Tulsa	70 43
												164	H	La Salle	86 70
												173	A	Houston	69 57
												179	A	Hampton	65 71
												186	H	Fairfield	73 59
												213	A	Rutgers	48 37
												274	A	Kennesaw St.	79 38
												281	H	Vermont	53 39
LAST 12 Division I GAMES:															
				34	A	South Fla.	77 71	34	H	South Fla.	51 55				
				93	H	SMU	66 52	86	A	Penn	63 53				
				158	A	East Carolina	76 43	150	H	Memphis	66 51				
				159	H	Tulsa	70 43	173	A	Houston	69 57				
				44	A	Tulane	76 50	159	A	Tulsa	58 49				
				1	H	UConn	69 97	158	H	East Carolina	78 47				

Non-Div I Games:

Temple

Tennessee

Through Games Of Feb. 19, 2017

Average RPI Win:	96	WON-LOST	WINNING	LAST 10	STRENGTH OF	OPP. STRENGTH	TEAM	ADJ.	CONF.	ADJ CONF.
Average RPI Loss:	57	RECORD	PCT. RANK	GAMES	SCHEDULE	OF SCHEDULE	RPI	RPI	RPI	RPI
DIV. I ONLY	17- 10	103	6- 4	3	20	17	17	2	2	
DIV. I NON-CONF.	9- 4	85	1- 0	3	42	8	8	2	2	
TOTALS	RPI 1-25	RPI 26-50	W-L RECORDS	RPI 51-100	RPI 101-150	RPI 150+				
17- 10	5- 4	2- 1	OVERALL	3- 3	3- 2	4- 0				
12- 3	4- 3	1- 0	HOME	1- 0	3- 0	3- 0				
5- 7	1- 1	1- 1	AWAY	2- 3	0- 2	1- 0				
0- 0	0- 0	0- 0	NEUTRAL	0- 0	0- 0	0- 0				
9- 4	2- 2	1- 0	NON-CONFERENCE	0- 2	2- 0	4- 0				
7- 1	2- 1	0- 0	HOME	0- 0	2- 0	3- 0				
2- 3	0- 1	1- 0	AWAY	0- 2	0- 0	1- 0				
0- 0	0- 0	0- 0	NEUTRAL	0- 0	0- 0	0- 0				
8- 6	3- 2	1- 1	CONFERENCE	3- 1	1- 2	0- 0				
5- 2	2- 2	1- 0	HOME	1- 0	1- 0	0- 0				
3- 4	1- 0	0- 1	AWAY	2- 1	0- 2	0- 0				
0- 0	0- 0	0- 0	NEUTRAL	0- 0	0- 0	0- 0				

RPI 1-25				Team's RPI: 17	RPI 26-50				RPI 51-100				RPI 101+			
RPI	S	Opponent	Score		RPI	S	Opponent	Score	RPI	S	Opponent	Score	RPI	S	Opponent	Score
2	H	Notre Dame	71 69		30	H	LSU	77 58	74	A	Penn St.	56 70	104	H	Troy	110 84
3	H	Mississippi St.	64 74		36	A	Auburn	61 79	81	A	Florida	84 75	117	H	Navy	85 55
4	A	South Carolina	76 74		39	A	James Madison	81 69	85	A	Virginia Tech	63 67	118	A	Ole Miss	62 67
8	A	Texas	67 72						87	A	Georgia	78 81	131	A	Alabama	57 65
9	H	Baylor	66 88						91	A	Vanderbilt	70 57	143	H	Arkansas	59 46
10	H	Stanford	59 51						91	H	Vanderbilt	91 63	192	A	ETSU	83 58
15	H	Kentucky	72 65										208	H	Appalachian St.	92 66
20	H	Texas A&M	59 61										222	H	UNCW	90 54
22	H	Missouri	77 66										266	H	Tennessee St.	86 36
LAST 12 Division I GAMES:																
143	H	Arkansas	59 46		4	A	South Carolina	76 74								
131	A	Alabama	57 65		81	A	Florida	84 75								
20	H	Texas A&M	59 61		91	H	Vanderbilt	91 63								
22	H	Missouri	77 66		36	A	Auburn	61 79								
87	A	Georgia	78 81		2	H	Notre Dame	71 69								
30	H	LSU	77 58		118	A	Ole Miss	62 67								

Non-Div I Games:

Tennessee

■ Loss,
■ Non-Conf, S Site,
■ Home
■ Away
N Neutral

Average RPI Win:	244	WON-LOST	WINNING	LAST 10	STRENGTH OF	OPP. STRENGTH	TEAM	ADJ.	CONF.	ADJ CONF.
Average RPI Loss:	192	RECORD	PCT. RANK	GAMES	SCHEDULE	OF SCHEDULE	RPI	RPI	RPI	RPI
DIV. I ONLY	9- 15	244	3- 7	267	251	266	266	26	26	
DIV. I NON-CONF.	4- 5	198	0- 0	225	79	165	165	26	26	
TOTALS	RPI 1-25	RPI 26-50	W-L RECORDS	RPI 51-100	RPI 101-150	RPI 150+				
9- 15	0- 1	0- 0	OVERALL	0- 3	1- 0	8- 11				
6- 3	0- 0	0- 0	HOME	0- 1	0- 0	6- 2				
2- 11	0- 1	0- 0	AWAY	0- 2	1- 0	1- 8				
1- 1	0- 0	0- 0	NEUTRAL	0- 0	0- 0	1- 1				
4- 5	0- 1	0- 0	NON-CONFERENCE	0- 2	1- 0	3- 2				
1- 0	0- 0	0- 0	HOME	0- 0	0- 0	1- 0				
2- 4	0- 1	0- 0	AWAY	0- 2	1- 0	1- 1				
1- 1	0- 0	0- 0	NEUTRAL	0- 0	0- 0	1- 1				
5- 10	0- 0	0- 0	CONFERENCE	0- 1	0- 0	5- 9				
5- 3	0- 0	0- 0	HOME	0- 1	0- 0	5- 2				
0- 7	0- 0	0- 0	AWAY	0- 0	0- 0	0- 7				
0- 0	0- 0	0- 0	NEUTRAL	0- 0	0- 0	0- 0				

RPI 1-25				RPI 26-50				RPI 51-100				RPI 101+ Team's RPI: 266			
RPI	S	Opponent	Score	RPI	S	Opponent	Score	RPI	S	Opponent	Score	RPI	S	Opponent	Score
17	A	Tennessee	36 86					60	H	Belmont	60 70	115	A	Stetson	56 50
								69	A	Oklahoma St.	48 86	182	A	Morehead St.	74 87
								88	A	UNLV	48 69	182	H	Morehead St.	69 66
												187	A	Xavier	54 63
												204	A	SIUE	52 73
												205	N	Bethune-Cookman	69 60
												211	N	Wisconsin	70 80
												234	H	UT Martin	85 80
												243	A	Murray St.	72 80
												249	A	Jacksonville St.	56 69
												249	H	Jacksonville St.	64 51
												263	A	Tennessee Tech	59 64
												263	H	Tennessee Tech	59 72
												272	A	Austin Peay	63 79
												278	H	Southeast Mo. St.	67 75
												291	A	Lipscomb	77 71
												296	H	Eastern Ill.	69 58
												298	A	Eastern Ky.	62 66
												298	H	Eastern Ky.	78 64
												326	H	Arkansas St.	76 66
LAST 12 Division I GAMES:															
298	H	Eastern Ky.	78 64	60	H	Belmont	60 70	204	A	SIUE	52 73				
182	A	Morehead St.	74 87	249	H	Jacksonville St.	64 51	263	A	Tennessee Tech	59 64				
249	A	Jacksonville St.	56 69	298	A	Eastern Ky.	62 66	182	H	Morehead St.	69 66				
263	H	Tennessee Tech	59 72												
272	A	Austin Peay	63 79												
296	H	Eastern Ill.	69 58												

Non-Div I Games: Fisk 97 41

Tennessee St.

Average RPI Win:	273	WON-LOST	WINNING	LAST 10	STRENGTH OF	OPP. STRENGTH	TEAM	ADJ.	CONF.	ADJ CONF.
Average RPI Loss:	170	RECORD	PCT. RANK	GAMES	SCHEDULE	OF SCHEDULE	RPI	RPI	RPI	RPI
DIV. I ONLY	9- 17	256	5- 5	198	295	263	263	26	26	
DIV. I NON-CONF.	2- 10	305	0- 0	198	281	306	306	26	26	
TOTALS	RPI 1-25	RPI 26-50	W-L RECORDS	RPI 51-100	RPI 101-150	RPI 150+				
9- 17	0- 0	0- 0	OVERALL	0- 5	0- 3	9- 9				
6- 6	0- 0	0- 0	HOME	0- 2	0- 1	6- 3				
3- 11	0- 0	0- 0	AWAY	0- 3	0- 2	3- 6				
0- 0	0- 0	0- 0	NEUTRAL	0- 0	0- 0	0- 0				
2- 10	0- 0	0- 0	NON-CONFERENCE	0- 3	0- 3	2- 4				
1- 4	0- 0	0- 0	HOME	0- 1	0- 1	1- 2				
1- 6	0- 0	0- 0	AWAY	0- 2	0- 2	1- 2				
0- 0	0- 0	0- 0	NEUTRAL	0- 0	0- 0	0- 0				
7- 7	0- 0	0- 0	CONFERENCE	0- 2	0- 0	7- 5				
5- 2	0- 0	0- 0	HOME	0- 1	0- 0	5- 1				
2- 5	0- 0	0- 0	AWAY	0- 1	0- 0	2- 4				
0- 0	0- 0	0- 0	NEUTRAL	0- 0	0- 0	0- 0				

RPI 1-25				RPI 26-50				RPI 51-100				RPI 101+ Team's RPI: 263			
RPI	S	Opponent	Score	RPI	S	Opponent	Score	RPI	S	Opponent	Score	RPI	S	Opponent	Score
								60	A	Belmont	75 89	134	A	Radford	46 79
								60	H	Belmont	66 85	136	H	Wright St.	54 65
								66	A	IUPUI	63 77	138	A	Cincinnati	38 60
								76	H	Middle Tenn.	62 73	182	A	Morehead St.	65 79
								91	A	Vanderbilt	57 89	192	H	ETSU	76 82
												203	H	UNCG	59 65
												204	A	SIUE	49 60
												234	H	UT Martin	81 71
												243	H	Murray St.	72 54
												246	A	UNC Asheville	65 77
												249	A	Jacksonville St.	44 57
												249	H	Jacksonville St.	56 54
												266	A	Tennessee St.	72 59
												266	H	Tennessee St.	64 59
												272	H	Austin Peay	84 87
												278	A	Southeast Mo. St.	74 63
												291	A	Lipscomb	69 71
												293	H	Northern Ky.	55 40
												296	A	Eastern Ill.	46 54
												298	H	Eastern Ky.	53 51
												333	A	Winthrop	73 50
LAST 12 Division I GAMES:															
249	A	Jacksonville St.	44 57	182	A	Morehead St.	65 79								
60	H	Belmont	66 85	60	A	Belmont	75 89								
266	A	Tennessee St.	72 59	266	H	Tennessee St.	64 59								
296	A	Eastern Ill.	46 54	249	H	Jacksonville St.	56 54								
234	H	UT Martin	81 71	243	H	Murray St.	72 54								
298	H	Eastern Ky.	53 51	272	H	Austin Peay	84 87								

Non-Div I Games: Tenn. Wesleyan 54 41

Tennessee Tech

Average RPI Win:	116	WON-LOST	WINNING	LAST 10	STRENGTH OF	OPP. STRENGTH	TEAM	ADJ.	CONF.	ADJ CONF.
Average RPI Loss:	6	RECORD	PCT. RANK	GAMES	SCHEDULE	OF SCHEDULE	RPI	RPI	RPI	RPI
DIV. I ONLY	21- 5	19	9- 1	8	3	8	8	4	4	
DIV. I NON-CONF.	7- 4	114	1- 0	7	14	32	32	3	3	
TOTALS	RPI 1-25	RPI 26-50	W-L RECORDS	RPI 51-100	RPI 101-150	RPI 150+				
21- 5	5- 5	0- 0	OVERALL	7- 0	2- 0	7- 0				
13- 1	3- 1	0- 0	HOME	3- 0	1- 0	6- 0				
8- 3	2- 3	0- 0	AWAY	4- 0	1- 0	1- 0				
0- 1	0- 1	0- 0	NEUTRAL	0- 0	0- 0	0- 0				
7- 4	2- 4	0- 0	NON-CONFERENCE	0- 0	0- 0	5- 0				
6- 1	1- 1	0- 0	HOME	0- 0	0- 0	5- 0				
1- 2	1- 2	0- 0	AWAY	0- 0	0- 0	0- 0				
0- 1	0- 1	0- 0	NEUTRAL	0- 0	0- 0	0- 0				
14- 1	3- 1	0- 0	CONFERENCE	7- 0	2- 0	2- 0				
7- 0	2- 0	0- 0	HOME	3- 0	1- 0	1- 0				
7- 1	1- 1	0- 0	AWAY	4- 0	1- 0	1- 0				
0- 0	0- 0	0- 0	NEUTRAL	0- 0	0- 0	0- 0				

RPI	S	Opponent	Score
1	N	UConn	54 72
3	A	Mississippi St.	68 79
4	H	South Carolina	67 76
9	A	Baylor	85 79
10	A	Stanford	59 71
11	A	Florida St.	92 88
14	A	Oklahoma	73 74
14	H	Oklahoma	86 68
17	H	Tennessee	72 67
24	H	Kansas St.	63 58

RPI	S	Opponent	Score
56	A	West Virginia	73 63
56	H	West Virginia	69 54
65	A	Iowa St.	75 68
69	A	Oklahoma St.	85 71
69	H	Oklahoma St.	66 35
98	A	Texas Tech	77 57
98	H	Texas Tech	67 47

RPI	S	Opponent	Score
137	A	TCU	77 69
137	H	TCU	83 54
153	A	Kansas	66 54
153	H	Kansas	75 42
190	H	UTSA	76 43
200	H	New Orleans	80 48
248	H	UTRGV	85 61
299	H	Northwestern St.	86 39
341	H	Houston Baptist	98 46

LAST 12 Division I GAMES:

14	A	Oklahoma	73 74	56	H	West Virginia	69 54
11	A	Florida St.	92 88	137	A	TCU	77 69
153	H	Kansas	75 42	98	A	Texas Tech	77 57
9	A	Baylor	85 79	14	H	Oklahoma	86 68
24	H	Kansas St.	63 58	56	A	West Virginia	73 63
69	A	Oklahoma St.	85 71	69	H	Oklahoma St.	66 35

Non-Div I Games:

Texas

■ Loss,
 ■ Non-Conf, S Site,
 ■ Home
 ■ Away
 N Neutral

Average RPI Win:	110	WON-LOST	WINNING	LAST 10	STRENGTH OF	OPP. STRENGTH	TEAM	ADJ.	CONF.	ADJ CONF.
Average RPI Loss:	44	RECORD	PCT. RANK	GAMES	SCHEDULE	OF SCHEDULE	RPI	RPI	RPI	RPI
DIV. I ONLY	19- 8	66	6- 4	16	26	20	20	2	2	
DIV. I NON-CONF.	10- 3	54	0- 0	49	83	39	39	2	2	
TOTALS	RPI 1-25	RPI 26-50	W-L RECORDS	RPI 51-100	RPI 101-150	RPI 150+				
19- 8	2- 3	4- 1	OVERALL	5- 4	5- 0	3- 0				
12- 2	0- 1	2- 0	HOME	4- 1	4- 0	2- 0				
5- 5	2- 2	1- 1	AWAY	1- 2	1- 0	0- 0				
2- 1	0- 0	1- 0	NEUTRAL	0- 1	0- 0	1- 0				
10- 3	0- 0	2- 0	NON-CONFERENCE	2- 3	3- 0	3- 0				
6- 1	0- 0	0- 0	HOME	2- 1	2- 0	2- 0				
2- 1	0- 0	1- 0	AWAY	0- 1	1- 0	0- 0				
2- 1	0- 0	1- 0	NEUTRAL	0- 1	0- 0	1- 0				
9- 5	2- 3	2- 1	CONFERENCE	3- 1	2- 0	0- 0				
6- 1	0- 1	2- 0	HOME	2- 0	2- 0	0- 0				
3- 4	2- 2	0- 1	AWAY	1- 1	0- 0	0- 0				
0- 0	0- 0	0- 0	NEUTRAL	0- 0	0- 0	0- 0				

RPI	S	Opponent	Score	RPI	S	Opponent	Score	RPI	S	Opponent	Score	RPI	S	Opponent	Score
3	A	Mississippi St.	61 71	30	A	LSU	63 67	53	N	Dayton	57 74	107	H	SFA	63 48
3	H	Mississippi St.	67 72	30	H	LSU	54 52	62	H	Southern California	62 66	116	H	Central Ark.	74 49
15	A	Kentucky	77 68	32	N	Syracuse	105 84	81	A	Florida	67 59	131	H	Alabama	69 48
17	A	Tennessee	61 59	36	H	Auburn	66 61	81	H	Florida	84 76	137	A	TCU	75 67
22	A	Missouri	76 78	49	A	Little Rock	55 37	87	A	Georgia	59 69	143	H	Arkansas	90 65
								91	H	Vanderbilt	77 72	233	N	Southern U.	81 58
								93	A	SMU	53 54	292	H	Prairie View	90 62
								98	H	Texas Tech	98 90	303	H	A&M-Corpus Christi	84 55
								100	H	Abilene Christian	71 45				
LAST 12 Division I GAMES:															
3	H	Mississippi St.	67 72	3	A	Mississippi St.	61 71								
30	A	LSU	63 67	30	H	LSU	54 52								
17	A	Tennessee	61 59	22	A	Missouri	76 78								
131	H	Alabama	69 48	81	A	Florida	67 59								
36	H	Auburn	66 61	143	H	Arkansas	90 65								
81	H	Florida	84 76	15	A	Kentucky	77 68								

Non-Div I Games:

Texas A&M

Texas Southern

Through Games Of Feb. 19, 2017

Average RPI Win:	279	WON-LOST	WINNING	LAST 10	STRENGTH OF	OPP. STRENGTH	TEAM	ADJ.	CONF.	ADJ CONF.
Average RPI Loss:	214	RECORD	PCT. RANK	GAMES	SCHEDULE	OF SCHEDULE	RPI	RPI	RPI	RPI
DIV. I ONLY	14- 9	111	6- 4	344	321	217	217	30	30	
DIV. I NON-CONF.	5- 5	165	0- 0	331	222	204	204	30	30	
TOTALS	RPI 1-25	RPI 26-50	W-L RECORDS	RPI 51-100	RPI 101-150	RPI 150+				
14- 9	0- 0	0- 0	OVERALL	0- 1	0- 1	14- 7				
5- 2	0- 0	0- 0	HOME	0- 0	0- 0	5- 2				
8- 7	0- 0	0- 0	AWAY	0- 1	0- 1	8- 5				
1- 0	0- 0	0- 0	NEUTRAL	0- 0	0- 0	1- 0				
5- 5	0- 0	0- 0	NON-CONFERENCE	0- 1	0- 1	5- 3				
0- 1	0- 0	0- 0	HOME	0- 0	0- 0	0- 1				
4- 4	0- 0	0- 0	AWAY	0- 1	0- 1	4- 2				
1- 0	0- 0	0- 0	NEUTRAL	0- 0	0- 0	1- 0				
9- 4	0- 0	0- 0	CONFERENCE	0- 0	0- 0	9- 4				
5- 1	0- 0	0- 0	HOME	0- 0	0- 0	5- 1				
4- 3	0- 0	0- 0	AWAY	0- 0	0- 0	4- 3				
0- 0	0- 0	0- 0	NEUTRAL	0- 0	0- 0	0- 0				

RPI 1-25			RPI 26-50			RPI 51-100			RPI 101+			Team's RPI: 217
RPI	S	Opponent	Score	RPI	S	Opponent	Score	RPI	S	Opponent	Score	
						93 A SMU	36 61	137 A TCU			48 77	
								168 H Rice			49 52	
								172 A Texas St.			66 53	
								200 A New Orleans			57 63	
								209 H Alabama St.			52 48	
								219 A Grambling			52 64	
								219 H Grambling			69 61	
								221 N Presbyterian			74 62	
								233 A Southern U.			77 71	
								247 A Ark.-Pine Bluff			45 49	
								247 H Ark.-Pine Bluff			60 71	
								283 A FIU			70 62	
								292 A Prairie View			70 62	
								292 H Prairie View			73 51	
								300 A Alcorn			57 53	
								302 A UTEP			89 68	
								303 A A&M-Corpus Christi			61 64	
								310 A Mississippi Val.			74 75	
								341 A Houston Baptist			50 34	
								346 A Jackson St.			66 63	
								346 H Jackson St.			62 52	
								349 H Alabama A&M			60 51	
LAST 12 Division I GAMES:												
247	H	Ark.-Pine Bluff	60 71	310	A	Mississippi Val.	74 75					
346	A	Jackson St.	66 63	247	A	Ark.-Pine Bluff	45 49					
219	A	Grambling	52 64	346	H	Jackson St.	62 52					
292	H	Prairie View	73 51	219	H	Grambling	69 61					
349	H	Alabama A&M	60 51	292	A	Prairie View	70 62					
209	H	Alabama St.	52 48	233	A	Southern U.	77 71					

Non-Div I Games: P.R.-Bayamon 64 58

Texas Southern

Loss, Non-Conf, S Site, H Home A Away N Neutral

Average RPI Win:	234	WON-LOST	WINNING	LAST 10	STRENGTH OF	OPP. STRENGTH	TEAM	ADJ.	CONF.	ADJ CONF.
Average RPI Loss:	172	RECORD	PCT. RANK	GAMES	SCHEDULE	OF SCHEDULE	RPI	RPI	RPI	RPI
DIV. I ONLY	14- 10	128	8- 2	268	246	172	172	21	21	
DIV. I NON-CONF.	5- 5	165	0- 0	295	258	209	209	19	19	
TOTALS	RPI 1-25	RPI 26-50	W-L RECORDS	RPI 51-100	RPI 101-150	RPI 150+				
14- 10	0- 1	1- 0	OVERALL	0- 1	1- 2	12- 6				
8- 3	0- 0	1- 0	HOME	0- 0	0- 1	7- 2				
6- 7	0- 1	0- 0	AWAY	0- 1	1- 1	5- 4				
0- 0	0- 0	0- 0	NEUTRAL	0- 0	0- 0	0- 0				
5- 5	0- 1	0- 0	NON-CONFERENCE	0- 1	0- 0	5- 3				
3- 1	0- 0	0- 0	HOME	0- 0	0- 0	3- 1				
2- 4	0- 1	0- 0	AWAY	0- 1	0- 0	2- 2				
0- 0	0- 0	0- 0	NEUTRAL	0- 0	0- 0	0- 0				
9- 5	0- 0	1- 0	CONFERENCE	0- 0	1- 2	7- 3				
5- 2	0- 0	1- 0	HOME	0- 0	0- 1	4- 1				
4- 3	0- 0	0- 0	AWAY	0- 0	1- 1	3- 2				
0- 0	0- 0	0- 0	NEUTRAL	0- 0	0- 0	0- 0				

RPI 1-25				RPI 26-50				RPI 51-100				RPI 101+ Team's RPI: 172			
RPI	S	Opponent	Score	RPI	S	Opponent	Score	RPI	S	Opponent	Score	RPI	S	Opponent	Score
9	A	Baylor	24 90	49	H	Little Rock	64 47	93	A	SMU	56 64	104	A	Troy	54 65
												105	A	UT Arlington	75 69
												105	H	UT Arlington	39 61
												160	H	Louisiana	62 40
												173	A	Houston	61 56
												189	A	North Texas	59 58
												190	A	UTSA	47 72
												208	A	Appalachian St.	53 37
												208	H	Appalachian St.	64 66
												217	H	Texas Southern	53 66
												227	A	Ga. Southern	69 71
												241	A	South Ala.	57 44
												245	A	Georgia St.	62 51
												271	A	Coastal Caro.	48 64
												271	H	Coastal Caro.	83 62
												292	A	Prairie View	60 64
												303	H	A&M-Corpus Christi	57 50
												326	H	Arkansas St.	63 43
												329	H	La.-Monroe	63 50
												332	H	Incarnate Word	67 50
												343	H	Sam Houston St.	69 46
LAST 12 Division I GAMES:															
227	A	Ga. Southern	69 71	208	A	Appalachian St.	53 37	160	H	Louisiana	62 40	329	H	La.-Monroe	63 50
245	A	Georgia St.	62 51	49	H	Little Rock	64 47	241	A	South Ala.	57 44	104	A	Troy	54 65
326	H	Arkansas St.	63 43	105	A	UT Arlington	75 69	105	H	UT Arlington	39 61				
271	A	Coastal Caro.	48 64												

Non-Div I Games: St. Edward's 51 65

Texas St.

Average RPI Win:	143	WON-LOST	WINNING	LAST 10	STRENGTH OF	OPP. STRENGTH	TEAM	ADJ.	CONF.	ADJ CONF.
Average RPI Loss:	50	RECORD	PCT. RANK	GAMES	SCHEDULE	OF SCHEDULE	RPI	RPI	RPI	RPI
DIV. I ONLY	12- 14	195	1- 9	20	25	98	98	4	4	
DIV. I NON-CONF.	8- 3	67	0- 0	41	139	37	37	3	3	
TOTALS	RPI 1-25	RPI 26-50	W-L RECORDS	RPI 51-100	RPI 101-150	RPI 150+				
12- 14	0- 9	0- 0	OVERALL	3- 2	5- 2	4- 1				
11- 4	0- 4	0- 0	HOME	3- 0	4- 0	4- 0				
0- 10	0- 5	0- 0	AWAY	0- 2	0- 2	0- 1				
1- 0	0- 0	0- 0	NEUTRAL	0- 0	1- 0	0- 0				
8- 3	0- 2	0- 0	NON-CONFERENCE	0- 0	5- 1	3- 0				
7- 0	0- 0	0- 0	HOME	0- 0	4- 0	3- 0				
0- 3	0- 2	0- 0	AWAY	0- 0	0- 1	0- 0				
1- 0	0- 0	0- 0	NEUTRAL	0- 0	1- 0	0- 0				
4- 11	0- 7	0- 0	CONFERENCE	3- 2	0- 1	1- 1				
4- 4	0- 4	0- 0	HOME	3- 0	0- 0	1- 0				
0- 7	0- 3	0- 0	AWAY	0- 2	0- 1	0- 1				
0- 0	0- 0	0- 0	NEUTRAL	0- 0	0- 0	0- 0				

RPI 1-25				RPI 26-50				RPI 51-100				Team's RPI: 98		RPI 101+			
RPI	S	Opponent	Score	RPI	S	Opponent	Score	RPI	S	Opponent	Score			RPI	S	Opponent	Score
8	A	Texas	47 67					56	A	West Virginia	79 89			105	H	UT Arlington	79 60
8	H	Texas	57 77					56	H	West Virginia	75 66			116	H	Central Ark.	79 45
9	H	Baylor	61 79					65	A	Iowa St.	68 79			120	N	Fordham	59 50
14	A	Oklahoma	45 66					65	H	Iowa St.	75 66			123	H	North Dakota	90 80
14	H	Oklahoma	56 64					69	H	Oklahoma St.	70 65			137	A	TCU	62 76
18	A	Miami (FL)	56 74											139	H	New Mexico	69 58
20	A	Texas A&M	90 98											143	A	Arkansas	60 66
24	A	Kansas St.	54 68											153	A	Kansas	60 66
24	H	Kansas St.	53 65											153	H	Kansas	75 60
Team's RPI: 98																	
LAST 12 Division I GAMES:																	
				153 H Kansas 75 60				153 A Kansas 60 66									
				65 A Iowa St. 68 79				56 A West Virginia 79 89									
				14 H Oklahoma 56 64				8 H Texas 57 77									
				137 A TCU 62 76				14 A Oklahoma 45 66									
				9 H Baylor 61 79				56 H West Virginia 75 66									
				24 H Kansas St. 53 65				24 A Kansas St. 54 68									

Non-Div I Games:

Texas Tech

■ Loss,
■ Non-Conf, S Site,
■ Home
■ Away
N Neutral

Average RPI Win:	201	WON-LOST	WINNING	LAST 10	STRENGTH OF	OPP. STRENGTH	TEAM	ADJ.	CONF.	ADJ CONF.
Average RPI Loss:	58	RECORD	PCT. RANK	GAMES	SCHEDULE	OF SCHEDULE	RPI	RPI	RPI	RPI
DIV. I ONLY	16- 8	80	5- 5	100	95	84	84	10	10	
DIV. I NON-CONF.	8- 2	49	0- 0	254	52	91	91	11	11	
TOTALS	RPI 1-25	RPI 26-50	W-L RECORDS	RPI 51-100	RPI 101-150	RPI 150+				
16- 8	0- 2	1- 3	OVERALL	3- 2	0- 1	12- 0				
8- 4	0- 1	1- 1	HOME	1- 1	0- 1	6- 0				
7- 3	0- 0	0- 2	AWAY	2- 1	0- 0	5- 0				
1- 1	0- 1	0- 0	NEUTRAL	0- 0	0- 0	1- 0				
8- 2	0- 2	0- 0	NON-CONFERENCE	1- 0	0- 0	7- 0				
4- 1	0- 1	0- 0	HOME	0- 0	0- 0	4- 0				
3- 0	0- 0	0- 0	AWAY	1- 0	0- 0	2- 0				
1- 1	0- 1	0- 0	NEUTRAL	0- 0	0- 0	1- 0				
8- 6	0- 0	1- 3	CONFERENCE	2- 2	0- 1	5- 0				
4- 3	0- 0	1- 1	HOME	1- 1	0- 1	2- 0				
4- 3	0- 0	0- 2	AWAY	1- 1	0- 0	3- 0				
0- 0	0- 0	0- 0	NEUTRAL	0- 0	0- 0	0- 0				

RPI 1-25				RPI 26-50				RPI 51-100				Team's RPI: 84	RPI 101+			
RPI	S	Opponent	Score	RPI	S	Opponent	Score	RPI	S	Opponent	Score		RPI	S	Opponent	Score
2	H	Notre Dame	68 85	41	A	Central Mich.	61 72	53	A	Dayton	76 72		129	H	Ball St.	45 51
12	N	UCLA	73 75	41	H	Central Mich.	74 72	80	A	Buffalo	73 64		170	H	Detroit Mercy	72 66
				50	A	Ohio	55 61	80	H	Buffalo	85 63		175	A	Western Mich.	72 66
				50	H	Ohio	55 64	82	H	Northern Ill.	73 77		181	A	Cleveland St.	92 59
								99	A	Kent St.	60 70		223	A	Akron	61 57
													231	H	St. Bonaventure	74 50
													235	H	Miami (OH)	64 50
													259	H	Bowling Green	74 59
													275	N	Davidson	76 41
													285	A	Eastern Mich.	66 49
													303	A	A&M-Corpus Christi	76 60
													304	H	Rhode Island	65 50
													322	H	Ill.-Chicago	79 51
LAST 12 Division I GAMES:																
				41	A	Central Mich.	61 72	41	H	Central Mich.	74 72					
				223	A	Akron	61 57	99	A	Kent St.	60 70					
				259	H	Bowling Green	74 59	50	H	Ohio	55 64					
				175	A	Western Mich.	72 66	82	H	Northern Ill.	73 77					
				50	A	Ohio	55 61	80	A	Buffalo	73 64					
				80	H	Buffalo	85 63	235	H	Miami (OH)	64 50					

Non-Div I Games: Madonna 99 47

Toledo

Loss, Non-Conf, S Site, H Home A Away N Neutral

Average RPI Win: 197	WON-LOST	WINNING	LAST 10	STRENGTH OF	OPP. STRENGTH	TEAM	ADJ.	CONF.	ADJ CONF.
Average RPI Loss: 132	RECORD	PCT. RANK	GAMES	SCHEDULE	OF SCHEDULE	RPI	RPI	RPI	RPI
DIV. I ONLY	11- 15	220	2- 8	135	152	202	202	9	9
DIV. I NON-CONF.	7- 4	114	0- 0	188	319	157	157	8	8
TOTALS	RPI 1-25	RPI 26-50	W-L RECORDS	RPI 51-100	RPI 101-150	RPI 150+			
11- 15	0- 2	2- 0	OVERALL	0- 3	2- 3	7- 7			
8- 7	0- 0	1- 0	HOME	0- 2	2- 2	5- 3			
3- 8	0- 2	1- 0	AWAY	0- 1	0- 1	2- 4			
0- 0	0- 0	0- 0	NEUTRAL	0- 0	0- 0	0- 0			
7- 4	0- 1	0- 0	NON-CONFERENCE	0- 1	1- 1	6- 1			
5- 2	0- 0	0- 0	HOME	0- 1	1- 1	4- 0			
2- 2	0- 1	0- 0	AWAY	0- 0	0- 0	2- 1			
0- 0	0- 0	0- 0	NEUTRAL	0- 0	0- 0	0- 0			
4- 11	0- 1	2- 0	CONFERENCE	0- 2	1- 2	1- 6			
3- 5	0- 0	1- 0	HOME	0- 1	1- 1	1- 3			
1- 6	0- 1	1- 0	AWAY	0- 1	0- 1	0- 3			
0- 0	0- 0	0- 0	NEUTRAL	0- 0	0- 0	0- 0			

RPI 1-25				RPI 26-50				RPI 51-100				RPI 101+ Team's RPI: 202			
RPI	S	Opponent	Score	RPI	S	Opponent	Score	RPI	S	Opponent	Score	RPI	S	Opponent	Score
21	A	Maryland	63 97	39	A	James Madison	60 55	54	A	Drexel	48 58	109	H	Rider	75 79
25	A	Elon	55 83	39	H	James Madison	54 51	54	H	Drexel	65 80	122	H	Cornell	68 63
								58	H	Georgetown	59 75	128	H	Delaware	67 73
												149	A	William & Mary	55 68
												149	H	William & Mary	64 60
												154	A	Northeastern	64 72
												154	H	Northeastern	51 63
												180	H	Hofstra	61 70
												183	H	George Mason	79 75
												194	A	Col. of Charleston	54 59
												194	H	Col. of Charleston	61 59
												201	A	UMBC	59 48
												222	A	UNCW	56 59
												222	H	UNCW	42 48
												252	A	Colgate	71 76
												273	H	Norfolk St.	61 58
												284	H	Coppin St.	69 65
												334	A	Wagner	69 40
												344	H	UMass Lowell	90 56
LAST 12 Division I GAMES:															
154	H	Northeastern	51 63	128	H	Delaware	67 73								
54	H	Drexel	65 80	222	A	UNCW	56 59								
149	A	William & Mary	55 68	39	A	James Madison	60 55								
222	H	UNCW	42 48	149	H	William & Mary	64 60								
194	A	Col. of Charleston	54 59	194	H	Col. of Charleston	61 59								
25	A	Elon	55 83	180	H	Hofstra	61 70								

Non-Div I Games:

Towson

Average RPI Win: 220	WON-LOST	WINNING	LAST 10	STRENGTH OF	OPP. STRENGTH	TEAM	ADJ.	CONF.	ADJ CONF.
Average RPI Loss: 113	RECORD	PCT. RANK	GAMES	SCHEDULE	OF SCHEDULE	RPI	RPI	RPI	RPI
DIV. I ONLY	16- 7	70	7- 3	207	159	104	104	21	21
DIV. I NON-CONF.	5- 4	143	0- 0	140	40	103	103	19	19
TOTALS	RPI 1-25	RPI 26-50	W-L RECORDS	RPI 51-100	RPI 101-150	RPI 150+			
16- 7	0- 1	0- 2	OVERALL	2- 1	1- 0	13- 3			
8- 2	0- 0	0- 0	HOME	1- 0	1- 0	6- 2			
6- 5	0- 0	0- 0	AWAY	0- 0	0- 0	6- 0			
2- 0	0- 0	0- 0	NEUTRAL	1- 0	0- 0	1- 0			
5- 4	0- 1	0- 1	NON-CONFERENCE	2- 1	0- 0	3- 1			
2- 1	0- 0	0- 0	HOME	1- 0	0- 0	1- 1			
1- 3	0- 1	0- 1	AWAY	0- 1	0- 0	1- 0			
2- 0	0- 0	0- 0	NEUTRAL	1- 0	0- 0	1- 0			
11- 3	0- 0	0- 1	CONFERENCE	0- 0	1- 0	10- 2			
6- 1	0- 0	0- 0	HOME	0- 0	1- 0	5- 1			
5- 2	0- 0	0- 1	AWAY	0- 0	0- 0	5- 1			
0- 0	0- 0	0- 0	NEUTRAL	0- 0	0- 0	0- 0			

RPI 1-25				RPI 26-50				RPI 51-100				RPI 101+ Team's RPI: 104			
RPI	S	Opponent	Score	RPI	S	Opponent	Score	RPI	S	Opponent	Score	RPI	S	Opponent	Score
17	A	Tennessee	84 110	36	A	Auburn	52 61	55	N	Villanova	93 85	105	H	UT Arlington	85 68
				49	A	Little Rock	74 77	60	H	Belmont	91 74	160	A	Louisiana	72 80
								96	A	Jacksonville	70 77	172	H	Texas St.	65 54
												185	H	UAB	77 81
												208	H	Appalachian St.	86 77
												209	H	Alabama St.	95 66
												227	A	Ga. Southern	89 86
												227	H	Ga. Southern	77 67
												241	A	South Ala.	73 57
												241	H	South Ala.	75 71
												245	A	Georgia St.	87 69
												245	H	Georgia St.	65 68
												271	H	Coastal Caro.	78 66
												297	A	Nicholls St.	100 75
												314	N	Loyola Chicago	91 67
												326	A	Arkansas St.	83 75
												329	A	La.-Monroe	94 67
LAST 12 Division I GAMES:															
271	H	Coastal Caro.	78 66	227	H	Ga. Southern	77 67								
208	H	Appalachian St.	86 77	326	A	Arkansas St.	83 75								
160	A	Louisiana	72 80	49	A	Little Rock	74 77								
329	A	La.-Monroe	94 67	105	H	UT Arlington	85 68								
241	H	South Ala.	75 71	172	H	Texas St.	65 54								
245	H	Georgia St.	65 68	227	A	Ga. Southern	89 86								

Non-Div I Games: Armstrong St. 118 72 Thomas (GA) 110 55

Troy

Average RPI Win: 154		WON-LOST	WINNING	LAST 10	STRENGTH OF	OPP. STRENGTH	TEAM	ADJ.	CONF.	ADJ CONF.
Average RPI Loss: 42		RECORD	PCT. RANK	GAMES	SCHEDULE	OF SCHEDULE	RPI	RPI	RPI	RPI
DIV. I ONLY		16- 11	116	5- 5	28	46	44	44	5	5
DIV. I NON-CONF.		9- 4	85	0- 0	58	35	46	46	5	5
TOTALS		RPI 1-25	RPI 26-50	W-L RECORDS	RPI 51-100	RPI 101-150	RPI 150+			
16- 11	0- 5		2- 3	OVERALL	1- 2	5- 1	8- 0			
10- 4	0- 2		2- 1	HOME	0- 0	4- 1	4- 0			
5- 6	0- 2		0- 2	AWAY	1- 2	1- 0	3- 0			
1- 1	0- 1		0- 0	NEUTRAL	0- 0	0- 0	1- 0			
9- 4	0- 1		2- 1	NON-CONFERENCE	0- 2	3- 0	4- 0			
7- 0	0- 0		2- 0	HOME	0- 0	3- 0	2- 0			
1- 3	0- 0		0- 1	AWAY	0- 2	0- 0	1- 0			
1- 1	0- 1		0- 0	NEUTRAL	0- 0	0- 0	1- 0			
7- 7	0- 4		0- 2	CONFERENCE	1- 0	2- 1	4- 0			
3- 4	0- 2		0- 1	HOME	0- 0	1- 1	2- 0			
4- 3	0- 2		0- 1	AWAY	1- 0	1- 0	2- 0			
0- 0	0- 0		0- 0	NEUTRAL	0- 0	0- 0	0- 0			

RPI 1-25				RPI 26-50				Team's RPI: 44				RPI 51-100				RPI 101+			
RPI	S	Opponent	Score	RPI	S	Opponent	Score	RPI	S	Opponent	Score	RPI	S	Opponent	Score	RPI	S	Opponent	Score
1	A	UConn	56 100	30	A	LSU	51 69	76	A	Middle Tenn.	59 62	125	H	Southern Miss.	86 67				
1	H	UConn	60 63	34	A	South Fla.	56 66	91	A	Vanderbilt	63 74	132	H	Eastern Wash.	63 51				
3	N	Mississippi St.	49 66	34	H	South Fla.	53 62	93	A	SMU	71 59	138	A	Cincinnati	74 68				
23	A	Temple	71 86	36	H	Auburn	61 59					138	H	Cincinnati	62 51				
23	H	Temple	50 76	38	H	North Carolina St.	63 58					141	H	Maine	77 62				
												150	H	Memphis	52 55				
												158	A	East Carolina	61 45				
												159	H	Tulsa	70 65				
												173	A	Houston	57 49				
												173	H	Houston	82 56				
												190	A	UTSA	75 66				
												219	H	Grambling	79 56				
												269	H	McNeese	82 65				
												285	N	Eastern Mich.	62 50				
LAST 12 Division I GAMES:																			
				1	H	UConn	60 63	138	A	Cincinnati	74 68								
				138	H	Cincinnati	62 51	159	H	Tulsa	70 65								
				34	A	South Fla.	56 66	1	A	UConn	56 100								
				150	H	Memphis	52 55	173	H	Houston	82 56								
				23	H	Temple	50 76	93	A	SMU	71 59								
				173	A	Houston	57 49	23	A	Temple	71 86								

Non-Div I Games:

Tulane

Loss, Non-Conf, S Site, H Home A Away N Neutral

Average RPI Win:	158	WON-LOST	WINNING	LAST 10	STRENGTH OF	OPP. STRENGTH	TEAM	ADJ.	CONF.	ADJ CONF.
Average RPI Loss:	92	RECORD	PCT. RANK	GAMES	SCHEDULE	OF SCHEDULE	RPI	RPI	RPI	RPI
DIV. I ONLY	8- 19	281	3- 7	37	72	159	159	5	5	
DIV. I NON-CONF.	4- 9	248	0- 0	86	146	189	189	5	5	
TOTALS	RPI 1-25	RPI 26-50	W-L RECORDS	RPI 51-100	RPI 101-150	RPI 150+				
8- 19	0- 6	0- 3	OVERALL	1- 3	4- 3	3- 4				
5- 7	0- 2	0- 1	HOME	1- 1	2- 2	2- 1				
3- 11	0- 4	0- 2	AWAY	0- 1	2- 1	1- 3				
0- 1	0- 0	0- 0	NEUTRAL	0- 1	0- 0	0- 0				
4- 9	0- 2	0- 1	NON-CONFERENCE	0- 2	2- 2	2- 2				
2- 3	0- 0	0- 1	HOME	0- 1	1- 1	1- 0				
2- 5	0- 2	0- 0	AWAY	0- 0	1- 1	1- 2				
0- 1	0- 0	0- 0	NEUTRAL	0- 1	0- 0	0- 0				
4- 10	0- 4	0- 2	CONFERENCE	1- 1	2- 1	1- 2				
3- 4	0- 2	0- 0	HOME	1- 0	1- 1	1- 1				
1- 6	0- 2	0- 2	AWAY	0- 1	1- 0	0- 1				
0- 0	0- 0	0- 0	NEUTRAL	0- 0	0- 0	0- 0				

RPI	S	Opponent	Score	RPI	S	Opponent	Score	RPI	S	Opponent	Score	RPI	S	Opponent	Score	Team's RPI: 159
1	A	UConn	50 96	34	A	South Fla.	68 84	63	H	South Dakota	68 71	103	H	Saint Louis	70 64	
1	H	UConn	58 98	44	A	Tulane	65 70	92	N	BYU	56 71	113	A	UCF	73 62	
14	A	Oklahoma	68 85	49	H	Little Rock	58 63	93	A	SMU	41 62	113	H	UCF	58 62	
23	A	Temple	43 70					93	H	SMU	66 59	139	A	New Mexico	67 64	
23	H	Temple	49 58									143	H	Arkansas	50 57	
24	A	Kansas St.	62 82									147	A	Oral Roberts	68 76	
												150	H	Memphis	57 52	
												158	H	East Carolina	100 92	
												173	A	Houston	66 71	
												173	H	Houston	62 65	
												189	H	North Texas	63 58	
												206	A	Indiana St.	68 72	
												317	A	UMKC	80 70	
												326	A	Arkansas St.	80 83	
LAST 12 Division I GAMES:																
				93	A	SMU	41 62	93	H	SMU	66 59					
				173	H	Houston	62 65	44	A	Tulane	65 70					
				113	H	UCF	58 62	113	A	UCF	73 62					
				23	A	Temple	43 70	1	H	UConn	58 98					
				1	A	UConn	50 96	23	H	Temple	49 58					
				158	H	East Carolina	100 92	34	A	South Fla.	68 84					

Non-Div I Games:

Tulsa

■ Loss,
■ Non-Conf, S Site,
■ Home
■ Away
N Neutral

Average RPI Win:	239	WON-LOST	WINNING	LAST 10	STRENGTH OF	OPP. STRENGTH	TEAM	ADJ.	CONF.	ADJ CONF.
Average RPI Loss:	119	RECORD	PCT. RANK	GAMES	SCHEDULE	OF SCHEDULE	RPI	RPI	RPI	RPI
DIV. I ONLY	12- 13	186	5- 5	130	186	185	185	15	15	
DIV. I NON-CONF.	6- 4	127	0- 0	105	239	107	107	16	16	
TOTALS	RPI 1-25	RPI 26-50	W-L RECORDS	RPI 51-100	RPI 101-150	RPI 150+				
12- 13	0- 2	0- 0	OVERALL	0- 4	2- 2	10- 5				
8- 6	0- 1	0- 0	HOME	0- 3	0- 0	8- 2				
3- 7	0- 1	0- 0	AWAY	0- 1	2- 2	1- 3				
1- 0	0- 0	0- 0	NEUTRAL	0- 0	0- 0	1- 0				
6- 4	0- 2	0- 0	NON-CONFERENCE	0- 1	1- 0	5- 1				
3- 2	0- 1	0- 0	HOME	0- 1	0- 0	3- 0				
2- 2	0- 1	0- 0	AWAY	0- 0	1- 0	1- 1				
1- 0	0- 0	0- 0	NEUTRAL	0- 0	0- 0	1- 0				
6- 9	0- 0	0- 0	CONFERENCE	0- 3	1- 2	5- 4				
5- 4	0- 0	0- 0	HOME	0- 2	0- 0	5- 2				
1- 5	0- 0	0- 0	AWAY	0- 1	1- 2	0- 2				
0- 0	0- 0	0- 0	NEUTRAL	0- 0	0- 0	0- 0				

RPI S	Opponent	Score	RPI S	Opponent	Score	RPI S	Opponent	Score	RPI S	Opponent	Score	Team's RPI: 185
11	H Florida St.	47 93				57	A Western Ky.	48 60	104	A Troy	81 77	
19	A DePaul	80 90				57	H Western Ky.	52 62	114	A Charlotte	88 81	
						60	H Belmont	58 72	121	A Old Dominion	61 73	
						76	H Middle Tenn.	61 64	125	A Southern Miss.	59 64	
									161	A Louisiana Tech	63 64	
									168	H Rice	62 61	
									183	A Southern Ill.	64 49	
									189	H North Texas	58 59	
									190	H UTSA	67 82	
									228	A Samford	49 52	
									241	H South Ala.	66 41	
									254	A Marshall	58 61	
									254	H Marshall	71 55	
									270	H High Point	75 66	
									283	H FIU	82 68	
									302	H UTEP	74 61	
									310	H Mississippi Val.	80 46	
									313	N Gardner-Webb	59 49	
									328	H Fla. Atlantic	66 55	
LAST 12 Division I GAMES:												
57	H Western Ky.	52 62	125	A Southern Miss.	59 64							
254	H Marshall	71 55	161	A Louisiana Tech	63 64							
121	A Old Dominion	61 73	283	H FIU	82 68							
114	A Charlotte	88 81	328	H Fla. Atlantic	66 55							
190	H UTSA	67 82	254	A Marshall	58 61							
302	H UTEP	74 61	57	A Western Ky.	48 60							

Non-Div I Games: Miles 106 48

UAB

Loss, Non-Conf, S Site, H Home A Away N Neutral

Average RPI Win:	233	WON-LOST	WINNING	LAST 10	STRENGTH OF	OPP. STRENGTH	TEAM	ADJ.	CONF.	ADJ CONF.
Average RPI Loss:	88	RECORD	PCT. RANK	GAMES	SCHEDULE	OF SCHEDULE	RPI	RPI	RPI	RPI
DIV. I ONLY	18- 6	45	8- 2	237	164	101	101	25	25	
DIV. I NON-CONF.	8- 4	97	0- 0	87	86	60	60	23	23	
TOTALS	RPI 1-25	RPI 26-50	W-L RECORDS	RPI 51-100	RPI 101-150	RPI 150+				
18- 6	0- 2	0- 0	OVERALL	1- 1	3- 2	14- 1				
9- 2	0- 0	0- 0	HOME	1- 0	1- 1	7- 1				
9- 3	0- 2	0- 0	AWAY	0- 0	2- 1	7- 0				
0- 1	0- 0	0- 0	NEUTRAL	0- 1	0- 0	0- 0				
8- 4	0- 2	0- 0	NON-CONFERENCE	1- 1	3- 0	4- 1				
4- 1	0- 0	0- 0	HOME	1- 0	1- 0	2- 1				
4- 2	0- 2	0- 0	AWAY	0- 0	2- 0	2- 0				
0- 1	0- 0	0- 0	NEUTRAL	0- 1	0- 0	0- 0				
10- 2	0- 0	0- 0	CONFERENCE	0- 0	0- 2	10- 0				
5- 1	0- 0	0- 0	HOME	0- 0	0- 1	5- 0				
5- 1	0- 0	0- 0	AWAY	0- 0	0- 1	5- 0				
0- 0	0- 0	0- 0	NEUTRAL	0- 0	0- 0	0- 0				

RPI 1-25				RPI 26-50				RPI 51-100				RPI 101+ Team's RPI: 101			
RPI	S	Opponent	Score	RPI	S	Opponent	Score	RPI	S	Opponent	Score	RPI	S	Opponent	Score
5	A	Oregon St.	52 93					83	H	Montana St.	70 62	113	A	UCF	77 71
10	A	Stanford	42 68					96	N	Jacksonville	54 61	119	A	Long Beach St.	62 64
												119	H	Long Beach St.	51 64
												127	H	St. Mary's (CA)	68 66
												145	A	San Francisco	78 58
												166	H	UC Riverside	72 55
												169	H	CSUN	81 65
												180	H	Hofstra	60 64
												230	A	Pacific	95 87
												236	A	UC Santa Barbara	62 48
												258	H	Portland	66 52
												264	H	San Diego St.	75 55
												267	A	Cal Poly	61 53
												268	A	Hawaii	69 50
												268	H	Hawaii	70 55
												279	A	Sacramento St.	110 78
												320	A	UC Irvine	89 48
												320	H	UC Irvine	62 42
												340	A	Cal St. Fullerton	70 51
												340	H	Cal St. Fullerton	59 39
LAST 12 Division I GAMES:															
268	A	Hawaii	69 50	119	A	Long Beach St.	62 64								
320	H	UC Irvine	62 42	340	A	Cal St. Fullerton	70 51								
236	A	UC Santa Barbara	62 48	169	H	CSUN	81 65								
267	A	Cal Poly	61 53	119	H	Long Beach St.	51 64								
340	H	Cal St. Fullerton	59 39	268	H	Hawaii	70 55								
166	H	UC Riverside	72 55	320	A	UC Irvine	89 48								

Non-Div I Games: Holy Names 91 51

UC Davis

■ Loss,
 ■ Non-Conf,
 ■ S Site,
 ■ Home
 ■ A Away
 N Neutral

Average RPI Win:	241	WON-LOST	WINNING	LAST 10	STRENGTH OF	OPP. STRENGTH	TEAM	ADJ.	CONF.	ADJ CONF.
Average RPI Loss:	185	RECORD	PCT. RANK	GAMES	SCHEDULE	OF SCHEDULE	RPI	RPI	RPI	RPI
DIV. I ONLY	3- 22	337	2- 8	173	278	320	320	25	25	
DIV. I NON-CONF.	1- 12	332	0- 0	184	291	320	320	23	23	
TOTALS	RPI 1-25	RPI 26-50	W-L RECORDS	RPI 51-100	RPI 101-150	RPI 150+				
3- 22	0- 0	0- 0	OVERALL	0- 3	0- 4	3- 15				
1- 11	0- 0	0- 0	HOME	0- 2	0- 3	1- 6				
2- 10	0- 0	0- 0	AWAY	0- 1	0- 1	2- 8				
0- 1	0- 0	0- 0	NEUTRAL	0- 0	0- 0	0- 1				
1- 12	0- 0	0- 0	NON-CONFERENCE	0- 3	0- 1	1- 8				
0- 6	0- 0	0- 0	HOME	0- 2	0- 1	0- 3				
1- 5	0- 0	0- 0	AWAY	0- 1	0- 0	1- 4				
0- 1	0- 0	0- 0	NEUTRAL	0- 0	0- 0	0- 1				
2- 10	0- 0	0- 0	CONFERENCE	0- 0	0- 3	2- 7				
1- 5	0- 0	0- 0	HOME	0- 0	0- 2	1- 3				
1- 5	0- 0	0- 0	AWAY	0- 0	0- 1	1- 4				
0- 0	0- 0	0- 0	NEUTRAL	0- 0	0- 0	0- 0				

RPI 1-25				RPI 26-50				RPI 51-100				RPI 101+				Team's RPI: 320	
RPI	S	Opponent	Score	RPI	S	Opponent	Score	RPI	S	Opponent	Score	RPI	S	Opponent	Score		
								62	H	Southern California	45 83	101	A	UC Davis	42 62		
								77	A	Gonzaga	38 102	101	H	UC Davis	48 89		
								88	H	UNLV	46 62						
												103	H	Saint Louis	69 79		
												119	H	Long Beach St.	63 68		
												152	A	Idaho St.	54 65		
												166	A	UC Riverside	58 76		
												166	H	UC Riverside	58 79		
												169	A	CSUN	77 85		
												169	H	CSUN	77 52		
												174	N	Fresno St.	45 63		
												191	A	Utah St.	52 66		
												198	A	Loyola Marymount	39 58		
												232	A	Portland St.	73 79		
												236	H	UC Santa Barbara	60 85		
												267	A	Cal Poly	74 71		
												267	H	Cal Poly	60 78		
												268	A	Hawaii	62 79		
												276	H	CSU Bakersfield	66 86		
												279	H	Sacramento St.	70 78		
												288	A	Nevada	72 59		
												294	H	Southern Utah	58 70		
												340	A	Cal St. Fullerton	53 64		
LAST 12 Division I GAMES:																	
267	A	Cal Poly	74 71	268	A	Hawaii	62 79	166	H	UC Riverside	58 79						
169	A	CSUN	77 85	340	A	Cal St. Fullerton	53 64	169	H	CSUN	77 52						
101	A	UC Davis	42 62	166	A	UC Riverside	58 76	101	H	UC Davis	48 89						
267	H	Cal Poly	60 78														
119	H	Long Beach St.	63 68														
236	H	UC Santa Barbara	60 85														

Non-Div I Games: Concordia (CA) 92 61

UC Irvine

■ Loss,
 ■ Non-Conf,
 ■ S Site,
 ■ H Home
 ■ A Away
 N Neutral

Average RPI Win:	268	WON-LOST	WINNING	LAST 10	STRENGTH OF	OPP. STRENGTH	TEAM	ADJ.	CONF.	ADJ CONF.
Average RPI Loss:	107	RECORD	PCT. RANK	GAMES	SCHEDULE	OF SCHEDULE	RPI	RPI	RPI	RPI
DIV. I ONLY	15- 11	130	7- 3	260	190	166	166	25	25	
DIV. I NON-CONF.	6- 7	182	0- 0	117	115	144	144	23	23	
TOTALS	RPI 1-25	RPI 26-50	W-L RECORDS	RPI 51-100	RPI 101-150	RPI 150+				
15- 11	0- 1	0- 0	OVERALL	0- 5	0- 2	15- 3				
8- 3	0- 0	0- 0	HOME	0- 2	0- 0	8- 1				
6- 8	0- 1	0- 0	AWAY	0- 3	0- 2	6- 2				
1- 0	0- 0	0- 0	NEUTRAL	0- 0	0- 0	1- 0				
6- 7	0- 1	0- 0	NON-CONFERENCE	0- 5	0- 0	6- 1				
3- 2	0- 0	0- 0	HOME	0- 2	0- 0	3- 0				
2- 5	0- 1	0- 0	AWAY	0- 3	0- 0	2- 1				
1- 0	0- 0	0- 0	NEUTRAL	0- 0	0- 0	1- 0				
9- 4	0- 0	0- 0	CONFERENCE	0- 0	0- 2	9- 2				
5- 1	0- 0	0- 0	HOME	0- 0	0- 0	5- 1				
4- 3	0- 0	0- 0	AWAY	0- 0	0- 2	4- 1				
0- 0	0- 0	0- 0	NEUTRAL	0- 0	0- 0	0- 0				

RPI 1-25				RPI 26-50				RPI 51-100				RPI 101+ Team's RPI: 166			
RPI	S	Opponent	Score	RPI	S	Opponent	Score	RPI	S	Opponent	Score	RPI	S	Opponent	Score
22	A	Missouri	62 68					62	A	Southern California	49 67	101	A	UC Davis	55 72
								63	H	South Dakota	55 61	119	A	Long Beach St.	51 55
								70	A	California	56 71	153	A	Kansas	84 90
								86	H	Penn	55 71	169	H	CSUN	67 70
								97	A	FGCU	45 60	198	A	Loyola Marymount	75 72
												214	H	Seattle U	58 54
												218	H	Grand Canyon	77 64
												228	N	Samford	51 48
												236	A	UC Santa Barbara	54 58
												236	H	UC Santa Barbara	73 69
												264	H	San Diego St.	72 44
												267	A	Cal Poly	72 69
												267	H	Cal Poly	68 59
												268	A	Hawaii	79 59
												268	H	Hawaii	63 45
												276	A	CSU Bakersfield	71 66
												320	A	UC Irvine	79 58
												320	H	UC Irvine	76 58
												340	A	Cal St. Fullerton	75 63
												340	H	Cal St. Fullerton	68 45
LAST 12 Division I GAMES:															
340	A	Cal St. Fullerton	75 63	119	A	Long Beach St.	51 55								
236	H	UC Santa Barbara	73 69	101	A	UC Davis	55 72								
169	H	CSUN	67 70	340	H	Cal St. Fullerton	68 45								
268	A	Hawaii	79 59	320	A	UC Irvine	79 58								
267	A	Cal Poly	72 69	236	A	UC Santa Barbara	54 58								
268	H	Hawaii	63 45	267	H	Cal Poly	68 59								

Non-Div I Games:

UC Riverside

■ Loss,
 ■ Non-Conf,
 ■ S Site,
 ■ Home
 ■ A Away
 N Neutral

Average RPI Win:	267	WON-LOST	WINNING	LAST 10	STRENGTH OF	OPP. STRENGTH	TEAM	ADJ.	CONF.	ADJ CONF.
Average RPI Loss:	162	RECORD	PCT. RANK	GAMES	SCHEDULE	OF SCHEDULE	RPI	RPI	RPI	RPI
DIV. I ONLY	12- 14	195	5- 5	313	188	236	236	25	25	
DIV. I NON-CONF.	5- 8	218	0- 0	317	140	274	274	23	23	
TOTALS	RPI 1-25	RPI 26-50	W-L RECORDS	RPI 51-100	RPI 101-150	RPI 150+				
12- 14	0- 1	0- 0	OVERALL	0- 1	1- 3	11- 9				
6- 5	0- 1	0- 0	HOME	0- 0	1- 2	5- 2				
4- 9	0- 0	0- 0	AWAY	0- 1	0- 1	4- 7				
2- 0	0- 0	0- 0	NEUTRAL	0- 0	0- 0	2- 0				
5- 8	0- 1	0- 0	NON-CONFERENCE	0- 1	0- 1	5- 5				
2- 3	0- 1	0- 0	HOME	0- 0	0- 1	2- 1				
1- 5	0- 0	0- 0	AWAY	0- 1	0- 0	1- 4				
2- 0	0- 0	0- 0	NEUTRAL	0- 0	0- 0	2- 0				
7- 6	0- 0	0- 0	CONFERENCE	0- 0	1- 2	6- 4				
4- 2	0- 0	0- 0	HOME	0- 0	1- 1	3- 1				
3- 4	0- 0	0- 0	AWAY	0- 0	0- 1	3- 3				
0- 0	0- 0	0- 0	NEUTRAL	0- 0	0- 0	0- 0				

RPI 1-25				RPI 26-50				RPI 51-100				RPI 101+ Team's RPI: 236			
RPI	S	Opponent	Score	RPI	S	Opponent	Score	RPI	S	Opponent	Score	RPI	S	Opponent	Score
12	H	UCLA	52 71					65	A	Iowa St.	60 77	101	H	UC Davis	48 62
												119	A	Long Beach St.	45 59
												119	H	Long Beach St.	65 60
												142	H	Yale	60 64
												155	H	Santa Clara	58 69
												166	A	UC Riverside	69 73
												166	H	UC Riverside	58 54
												169	A	CSUN	61 75
												169	H	CSUN	55 62
												174	A	Fresno St.	50 49
												198	A	Loyola Marymount	55 57
												214	A	Seattle U	53 58
												229	A	San Diego	63 77
												264	A	San Diego St.	70 84
												267	A	Cal Poly	67 78
												268	A	Hawaii	67 52
												268	H	Hawaii	74 62
												289	N	North Dakota St.	66 59
												303	N	A&M-Corpus Christi	66 60
												306	H	Northern Ariz.	60 51
												308	H	Pepperdine	66 57
												320	A	UC Irvine	85 60
												340	A	Cal St. Fullerton	56 49
												340	H	Cal St. Fullerton	57 37
LAST 12 Division I GAMES:															
119	A	Long Beach St.	45 59	320	A	UC Irvine	85 60								
166	A	UC Riverside	69 73	169	A	CSUN	61 75								
268	A	Hawaii	67 52	268	H	Hawaii	74 62								
169	H	CSUN	55 62	119	H	Long Beach St.	65 60								
101	H	UC Davis	48 62	166	H	UC Riverside	58 54								
340	H	Cal St. Fullerton	57 37	340	A	Cal St. Fullerton	56 49								

Non-Div I Games:

UC Santa Barbara

■ Loss,
■ Non-Conf,
■ S Site,
■ Home
■ A Away
N Neutral

Average RPI Win:	195	WON-LOST	WINNING	LAST 10	STRENGTH OF	OPP. STRENGTH	TEAM	ADJ.	CONF.	ADJ CONF.
Average RPI Loss:	106	RECORD	PCT. RANK	GAMES	SCHEDULE	OF SCHEDULE	RPI	RPI	RPI	RPI
DIV. I ONLY	17- 9	93	7- 3	178	87	113	113	5	5	
DIV. I NON-CONF.	10- 3	54	0- 0	224	251	106	106	5	5	
TOTALS	RPI 1-25	RPI 26-50	W-L RECORDS	RPI 51-100	RPI 101-150	RPI 150+				
17- 9	0- 1	1- 0	OVERALL	0- 3	2- 4	14- 1				
9- 5	0- 1	0- 0	HOME	0- 1	2- 2	7- 1				
8- 4	0- 0	1- 0	AWAY	0- 2	0- 2	7- 0				
0- 0	0- 0	0- 0	NEUTRAL	0- 0	0- 0	0- 0				
10- 3	0- 0	0- 0	NON-CONFERENCE	0- 2	1- 1	9- 0				
6- 2	0- 0	0- 0	HOME	0- 1	1- 1	5- 0				
4- 1	0- 0	0- 0	AWAY	0- 1	0- 0	4- 0				
0- 0	0- 0	0- 0	NEUTRAL	0- 0	0- 0	0- 0				
7- 6	0- 1	1- 0	CONFERENCE	0- 1	1- 3	5- 1				
3- 3	0- 1	0- 0	HOME	0- 0	1- 1	2- 1				
4- 3	0- 0	1- 0	AWAY	0- 1	0- 2	3- 0				
0- 0	0- 0	0- 0	NEUTRAL	0- 0	0- 0	0- 0				

RPI	S	Opponent	Score	RPI	S	Opponent	Score	RPI	S	Opponent	Score	RPI	S	Opponent	Score	Team's RPI: 113
1	H	UConn	48 84	34	A	South Fla.	66 62	80	A	Buffalo	65 66	101	H	UC Davis	71 77	
								85	H	Virginia Tech	64 67	109	H	Rider	49 30	
								93	A	SMU	58 63	138	A	Cincinnati	57 63	
												138	H	Cincinnati	64 44	
												150	A	Memphis	59 65	
												150	H	Memphis	62 65	
												151	H	Omaha	81 41	
												158	A	East Carolina	54 42	
												158	H	East Carolina	79 51	
												159	A	Tulsa	62 58	
												159	H	Tulsa	62 73	
												173	A	Houston	62 48	
												173	H	Houston	85 59	
												205	H	Bethune-Cookman	70 43	
												227	A	Ga. Southern	74 54	
												241	H	South Ala.	70 58	
												250	A	Butler	66 59	
												272	H	Austin Peay	61 43	
												275	A	Davidson	57 38	
												283	A	FIU	69 52	
												313	H	Gardner-Webb	66 52	
LAST 12 Division I GAMES:																
158	H	East Carolina	79 51	138	H	Cincinnati	64 44									
34	A	South Fla.	66 62	159	H	Tulsa	62 73									
159	A	Tulsa	62 58	158	A	East Carolina	54 42									
173	H	Houston	85 59	173	A	Houston	62 48									
93	A	SMU	58 63	150	H	Memphis	62 65									
150	A	Memphis	59 65	138	A	Cincinnati	57 63									

Non-Div I Games:

UCF

■ Loss,
 ■ Non-Conf,
 S Site,
 ■ Home
 ■ Away
 N Neutral

Average RPI Win:	112	WON-LOST	WINNING	LAST 10	STRENGTH OF	OPP. STRENGTH	TEAM	ADJ.	CONF.	ADJ CONF.
Average RPI Loss:	31	RECORD	PCT. RANK	GAMES	SCHEDULE	OF SCHEDULE	RPI	RPI	RPI	RPI
DIV. I ONLY	20- 7	48	7- 3	11	7	12	12	1	1	
DIV. I NON-CONF.	9- 2	37	0- 0	63	98	16	16	1	1	
TOTALS	RPI 1-25	RPI 26-50	W-L RECORDS	RPI 51-100	RPI 101-150	RPI 150+				
20- 7	3- 4	4- 1	OVERALL	6- 2	1- 0	6- 0				
14- 0	2- 0	3- 0	HOME	4- 0	1- 0	4- 0				
4- 7	1- 4	0- 1	AWAY	1- 2	0- 0	2- 0				
2- 0	0- 0	1- 0	NEUTRAL	1- 0	0- 0	0- 0				
9- 2	0- 2	2- 0	NON-CONFERENCE	1- 0	0- 0	6- 0				
5- 0	0- 0	1- 0	HOME	0- 0	0- 0	4- 0				
2- 2	0- 2	0- 0	AWAY	0- 0	0- 0	2- 0				
2- 0	0- 0	1- 0	NEUTRAL	1- 0	0- 0	0- 0				
11- 5	3- 2	2- 1	CONFERENCE	5- 2	1- 0	0- 0				
9- 0	2- 0	2- 0	HOME	4- 0	1- 0	0- 0				
2- 5	1- 2	0- 1	AWAY	1- 2	0- 0	0- 0				
0- 0	0- 0	0- 0	NEUTRAL	0- 0	0- 0	0- 0				

RPI	S	Opponent	Score	RPI	S	Opponent	Score	RPI	S	Opponent	Score	RPI	S	Opponent	Score
4	A	South Carolina	57 66	28	H	Arizona St.	69 60	62	A	Southern California	74 59	111	H	Arizona	69 49
5	A	Oregon St.	61 68	31	A	Oregon	75 84	62	H	Southern California	71 67	230	H	Pacific	82 55
5	H	Oregon St.	66 56	31	H	Oregon	79 63	70	A	California	77 80	233	H	Southern U.	95 47
6	A	Washington	70 82	37	H	Michigan	84 64	75	H	Utah	67 56	236	A	UC Santa Barbara	71 52
6	H	Washington	90 79	46	N	Iowa	78 65	79	H	Colorado	87 74	267	H	Cal Poly	80 64
9	A	Baylor	70 84					84	N	Toledo	75 73	268	H	Hawaii	72 49
10	A	Stanford	85 76					95	A	Washington St.	73 82	280	A	N.C. A&T	83 42
								95	H	Washington St.	67 48				
LAST 12 Division I GAMES:															
95	H	Washington St.	67 48	111	H	Arizona	69 49								
6	H	Washington	90 79	28	H	Arizona St.	69 60								
5	A	Oregon St.	61 68	62	H	Southern California	71 67								
31	A	Oregon	75 84	62	A	Southern California	74 59								
10	A	Stanford	85 76	31	H	Oregon	79 63								
70	A	California	77 80	5	H	Oregon St.	66 56								

Non-Div I Games:

UCLA

■ Loss,
■ Non-Conf,
■ S Site,
■ H Home
■ A Away
N Neutral

Average RPI Win:	72	WON-LOST	WINNING	LAST 10	STRENGTH OF	OPP. STRENGTH	TEAM	ADJ.	CONF.	ADJ CONF.
Average RPI Loss:	0	RECORD	PCT. RANK	GAMES	SCHEDULE	OF SCHEDULE	RPI	RPI	RPI	RPI
DIV. I ONLY	26- 0	1	10- 0	1	2	1	1	5	5	
DIV. I NON-CONF.	13- 0	1	1- 0	1	1	1	1	5	5	
TOTALS	RPI 1-25	RPI 26-50	W-L RECORDS	RPI 51-100	RPI 101-150	RPI 150+				
26- 0	9- 0	5- 0	OVERALL	4- 0	2- 0	6- 0				
12- 0	3- 0	3- 0	HOME	3- 0	0- 0	3- 0				
13- 0	5- 0	2- 0	AWAY	1- 0	2- 0	3- 0				
1- 0	1- 0	0- 0	NEUTRAL	0- 0	0- 0	0- 0				
13- 0	8- 0	2- 0	NON-CONFERENCE	2- 0	0- 0	1- 0				
6- 0	3- 0	1- 0	HOME	2- 0	0- 0	0- 0				
6- 0	4- 0	1- 0	AWAY	0- 0	0- 0	1- 0				
1- 0	1- 0	0- 0	NEUTRAL	0- 0	0- 0	0- 0				
13- 0	1- 0	3- 0	CONFERENCE	2- 0	2- 0	5- 0				
6- 0	0- 0	2- 0	HOME	1- 0	0- 0	3- 0				
7- 0	1- 0	1- 0	AWAY	1- 0	2- 0	2- 0				
0- 0	0- 0	0- 0	NEUTRAL	0- 0	0- 0	0- 0				

RPI	S	Opponent	Score	RPI	S	Opponent	Score	RPI	S	Opponent	Score	RPI	S	Opponent	Score
2	A	Notre Dame	72 61	26	H	Ohio St.	82 63	53	H	Dayton	98 65	113	A	UCF	84 48
4	H	South Carolina	66 55	30	A	LSU	76 53	89	H	Chattanooga	80 43	138	A	Cincinnati	96 49
8	N	Texas	72 54	34	H	South Fla.	102 37	93	A	SMU	88 48	158	A	East Carolina	91 44
9	H	Baylor	72 61	44	A	Tulane	63 60	93	H	SMU	83 41	158	H	East Carolina	90 45
11	A	Florida St.	78 76	44	H	Tulane	100 56					159	A	Tulsa	98 58
19	H	DePaul	91 46									159	H	Tulsa	96 50
21	A	Maryland	87 81									173	H	Houston	91 42
23	A	Temple	97 69									193	A	Nebraska	84 41
24	A	Kansas St.	75 58												
LAST 12 Division I GAMES:															
44	A	Tulane	63 60	173	H	Houston	91 42								
4	H	South Carolina	66 55	158	A	East Carolina	91 44								
93	H	SMU	83 41	44	H	Tulane	100 56								
138	A	Cincinnati	96 49	159	A	Tulsa	98 58								
159	H	Tulsa	96 50	93	A	SMU	88 48								
23	A	Temple	97 69	34	H	South Fla.	102 37								

Non-Div I Games:

UConn

Average RPI Win:	239	WON-LOST	WINNING	LAST 10	STRENGTH OF	OPP. STRENGTH	TEAM	ADJ.	CONF.	ADJ CONF.
Average RPI Loss:	170	RECORD	PCT. RANK	GAMES	SCHEDULE	OF SCHEDULE	RPI	RPI	RPI	RPI
DIV. I ONLY	14- 12	153	9- 1	274	245	201	201	22	22	
DIV. I NON-CONF.	4- 8	230	0- 0	265	283	285	285	22	22	
TOTALS	RPI 1-25	RPI 26-50	W-L RECORDS	RPI 51-100	RPI 101-150	RPI 150+				
14- 12	0- 1	0- 1	OVERALL	0- 1	3- 2	11- 7				
7- 6	0- 0	0- 0	HOME	0- 0	2- 1	5- 5				
6- 6	0- 1	0- 1	AWAY	0- 1	1- 1	5- 2				
1- 0	0- 0	0- 0	NEUTRAL	0- 0	0- 0	1- 0				
4- 8	0- 1	0- 1	NON-CONFERENCE	0- 0	0- 1	4- 5				
1- 5	0- 0	0- 0	HOME	0- 0	0- 1	1- 4				
2- 3	0- 1	0- 1	AWAY	0- 0	0- 0	2- 1				
1- 0	0- 0	0- 0	NEUTRAL	0- 0	0- 0	1- 0				
10- 4	0- 0	0- 0	CONFERENCE	0- 1	3- 1	7- 2				
6- 1	0- 0	0- 0	HOME	0- 0	2- 0	4- 1				
4- 3	0- 0	0- 0	AWAY	0- 1	1- 1	3- 1				
0- 0	0- 0	0- 0	NEUTRAL	0- 0	0- 0	0- 0				

RPI 1-25				RPI 26-50				RPI 51-100				RPI 101+ Team's RPI: 201			
RPI	S	Opponent	Score	RPI	S	Opponent	Score	RPI	S	Opponent	Score	RPI	S	Opponent	Score
21	A	Maryland	42 92	45	A	Virginia	30 56	73	A	New Hampshire	50 60	110	H	Princeton	58 69
												140	A	Albany (NY)	64 56
												140	H	Albany (NY)	63 60
												141	A	Maine	40 72
												141	H	Maine	66 62
												171	A	Hartford	64 47
												171	H	Hartford	73 80
												177	A	Columbia	67 56
												202	H	Towson	48 59
												210	A	American	53 70
												215	A	Binghamton	62 69
												215	H	Binghamton	53 45
												242	N	Liberty	62 51
												253	H	UMES	57 70
												255	H	Stony Brook	67 61
												261	H	Loyola Maryland	65 70
												281	A	Vermont	64 52
												281	H	Vermont	69 66
												284	H	Coppin St.	73 63
												336	H	Morgan St.	61 69
												337	A	LIU Brooklyn	57 45
												344	A	UMass Lowell	78 62
												344	H	UMass Lowell	79 72
LAST 12 Division I GAMES:															
				344	A	UMass Lowell	78 62					73	A	New Hampshire	50 60
				140	H	Albany (NY)	63 60					255	H	Stony Brook	67 61
				281	A	Vermont	64 52					344	H	UMass Lowell	79 72
				171	A	Hartford	64 47					140	A	Albany (NY)	64 56
				141	H	Maine	66 62					281	H	Vermont	69 66
				215	H	Binghamton	53 45					171	H	Hartford	73 80

Non-Div I Games: Gettysburg 71 51

UMBC

■ Loss,
 ■ Non-Conf,
 ■ S Site,
 ■ Home
 ■ A Away
 N Neutral

UMES		WON-LOST	WINNING	LAST 10	STRENGTH OF	OPP. STRENGTH	TEAM	ADJ.	CONF.	ADJ CONF.
Average RPI Win:	253	RECORD	PCT. RANK	GAMES	SCHEDULE	OF SCHEDULE	RPI	RPI	RPI	RPI
Average RPI Loss:	222									
DIV. I ONLY	9- 13	223	3- 7	301	334	253	253	32	32	
DIV. I NON-CONF.	5- 5	165	0- 0	171	249	110	110	31	31	
TOTALS	RPI 1-25	RPI 26-50	W-L RECORDS	RPI 51-100	RPI 101-150	RPI 150+				
9- 13	0- 1	0- 2	OVERALL	0- 0	0- 0	9- 10				
2- 5	0- 0	0- 0	HOME	0- 0	0- 0	2- 5				
6- 8	0- 1	0- 2	AWAY	0- 0	0- 0	6- 5				
1- 0	0- 0	0- 0	NEUTRAL	0- 0	0- 0	1- 0				
5- 5	0- 1	0- 2	NON-CONFERENCE	0- 0	0- 0	5- 2				
1- 0	0- 0	0- 0	HOME	0- 0	0- 0	1- 0				
3- 5	0- 1	0- 2	AWAY	0- 0	0- 0	3- 2				
1- 0	0- 0	0- 0	NEUTRAL	0- 0	0- 0	1- 0				
4- 8	0- 0	0- 0	CONFERENCE	0- 0	0- 0	4- 8				
1- 5	0- 0	0- 0	HOME	0- 0	0- 0	1- 5				
3- 3	0- 0	0- 0	AWAY	0- 0	0- 0	3- 3				
0- 0	0- 0	0- 0	NEUTRAL	0- 0	0- 0	0- 0				

RPI 1-25				RPI 26-50				RPI 51-100				RPI 101+ Team's RPI: 253			
RPI	S	Opponent	Score	RPI	S	Opponent	Score	RPI	S	Opponent	Score	RPI	S	Opponent	Score
21	A	Maryland	61 106	38	A	North Carolina St.	58 77					158	A	East Carolina	58 66
				45	A	Virginia	50 60					179	A	Hampton	68 65
												201	A	UMBC	70 57
												203	H	UNCG	60 53
												205	A	Bethune-Cookman	59 56
												205	H	Bethune-Cookman	33 61
												244	H	Howard	71 72
												256	N	Saint Francis (PA)	90 82
												273	A	Norfolk St.	43 74
												277	H	Savannah St.	58 59
												280	A	N.C. A&T	60 57
												284	H	Coppin St.	49 55
												287	A	Mt. St. Mary's	63 52
												318	A	USC Upstate	63 76
												328	A	Fla. Atlantic	76 59
												339	A	Florida A&M	49 59
												342	A	N.C. Central	59 68
												342	H	N.C. Central	73 51
												348	H	South Carolina St.	60 67
LAST 12 Division I GAMES:															
342	H	N.C. Central	73 51	348	H	South Carolina St.	60 67								
205	H	Bethune-Cookman	33 61	339	A	Florida A&M	49 59								
273	A	Norfolk St.	43 74	205	A	Bethune-Cookman	59 56								
284	H	Coppin St.	49 55	244	H	Howard	71 72								
179	A	Hampton	68 65	280	A	N.C. A&T	60 57								
277	H	Savannah St.	58 59	342	A	N.C. Central	59 68								

Non-Div I Games: Cheyney 75 38

UMES

■ Loss,
 ■ Non-Conf,
 ■ S Site,
 ■ Home
 ■ A Away
 N Neutral

Average RPI Win:	260	WON-LOST	WINNING	LAST 10	STRENGTH OF	OPP. STRENGTH	TEAM	ADJ.	CONF.	ADJ CONF.
Average RPI Loss:	195	RECORD	PCT. RANK	GAMES	SCHEDULE	OF SCHEDULE	RPI	RPI	RPI	RPI
DIV. I ONLY	5- 17	308	2- 8	229	320	317	317	29	29	
DIV. I NON-CONF.	3- 8	262	0- 1	168	267	263	263	29	29	
TOTALS	RPI 1-25	RPI 26-50	W-L RECORDS	RPI 51-100	RPI 101-150	RPI 150+				
5- 17	0- 0	0- 0	OVERALL	1- 2	0- 0	4- 15				
3- 9	0- 0	0- 0	HOME	0- 2	0- 0	3- 7				
2- 8	0- 0	0- 0	AWAY	1- 0	0- 0	1- 8				
0- 0	0- 0	0- 0	NEUTRAL	0- 0	0- 0	0- 0				
3- 8	0- 0	0- 0	NON-CONFERENCE	1- 2	0- 0	2- 6				
1- 6	0- 0	0- 0	HOME	0- 2	0- 0	1- 4				
2- 2	0- 0	0- 0	AWAY	1- 0	0- 0	1- 2				
0- 0	0- 0	0- 0	NEUTRAL	0- 0	0- 0	0- 0				
2- 9	0- 0	0- 0	CONFERENCE	0- 0	0- 0	2- 9				
2- 3	0- 0	0- 0	HOME	0- 0	0- 0	2- 3				
0- 6	0- 0	0- 0	AWAY	0- 0	0- 0	0- 6				
0- 0	0- 0	0- 0	NEUTRAL	0- 0	0- 0	0- 0				

RPI 1-25				RPI 26-50				RPI 51-100				RPI 101+ Team's RPI: 317					
RPI	S	Opponent	Score	RPI	S	Opponent	Score	RPI	S	Opponent	Score	RPI	S	Opponent	Score		
								78	H	Western Ill.	65	78	151	H	Omaha	57	80
								82	H	Northern Ill.	75	86	159	H	Tulsa	70	80
								100	A	Abilene Christian	71	68					
													163	A	New Mexico St.	72	78
													163	H	New Mexico St.	43	60
													164	A	La Salle	59	64
													175	H	Western Mich.	54	66
													183	H	Southern Ill.	69	77
													197	A	Wichita St.	56	54
													214	A	Seattle U	52	74
													214	H	Seattle U	65	75
													218	A	Grand Canyon	64	75
													248	A	UTRGV	39	74
													248	H	UTRGV	52	63
													255	A	Stony Brook	55	57
													276	A	CSU Bakersfield	33	52
													331	A	Utah Valley	39	58
													331	H	Utah Valley	66	63
													335	H	Chicago St.	62	53
													336	H	Morgan St.	64	56
LAST 12 Division I GAMES:																	
				335	H	Chicago St.	62	53					163	H	New Mexico St.	43	60
				214	A	Seattle U	52	74					331	H	Utah Valley	66	63
				331	A	Utah Valley	39	58					214	H	Seattle U	65	75
				248	H	UTRGV	52	63					248	A	UTRGV	39	74
				276	A	CSU Bakersfield	33	52					163	A	New Mexico St.	72	78
				218	A	Grand Canyon	64	75					255	A	Stony Brook	55	57

Non-Div I Games: Cent. Christian (KS111 43 Mo.-St. Louis 60 45

UMKC

Loss, Non-Conf, S Site, H Home A Away N Neutral

Average RPI Win:	299	WON-LOST	WINNING	LAST 10	STRENGTH OF	OPP. STRENGTH	TEAM	ADJ.	CONF.	ADJ CONF.
Average RPI Loss:	200	RECORD	PCT. RANK	GAMES	SCHEDULE	OF SCHEDULE	RPI	RPI	RPI	RPI
DIV. I ONLY	2- 25	345	0- 10	282	277	344	344	22	22	
DIV. I NON-CONF.	2- 10	305	0- 0	296	339	344	344	22	22	
TOTALS	RPI 1-25	RPI 26-50	W-L RECORDS	RPI 51-100	RPI 101-150	RPI 150+				
2- 25	0- 1	0- 1	OVERALL	0- 1	0- 4	2- 18				
2- 11	0- 0	0- 0	HOME	0- 1	0- 2	2- 8				
0- 14	0- 1	0- 1	AWAY	0- 0	0- 2	0- 10				
0- 0	0- 0	0- 0	NEUTRAL	0- 0	0- 0	0- 0				
2- 10	0- 1	0- 1	NON-CONFERENCE	0- 0	0- 0	2- 8				
2- 3	0- 0	0- 0	HOME	0- 0	0- 0	2- 3				
0- 7	0- 1	0- 1	AWAY	0- 0	0- 0	0- 5				
0- 0	0- 0	0- 0	NEUTRAL	0- 0	0- 0	0- 0				
0- 15	0- 0	0- 0	CONFERENCE	0- 1	0- 4	0- 10				
0- 8	0- 0	0- 0	HOME	0- 1	0- 2	0- 5				
0- 7	0- 0	0- 0	AWAY	0- 0	0- 2	0- 5				
0- 0	0- 0	0- 0	NEUTRAL	0- 0	0- 0	0- 0				

RPI 1-25				RPI 26-50				RPI 51-100				RPI 101+ Team's RPI: 344			
RPI	S	Opponent	Score	RPI	S	Opponent	Score	RPI	S	Opponent	Score	RPI	S	Opponent	Score
21	A	Maryland	44 100	47	A	Indiana	45 79	73	H	New Hampshire	57 76	140	A	Albany (NY)	69 93
												140	H	Albany (NY)	60 79
												141	A	Maine	50 76
												141	H	Maine	44 65
												171	A	Hartford	59 80
												171	H	Hartford	64 84
												177	A	Columbia	57 76
												186	H	Fairfield	41 65
												201	A	UMBC	72 79
												201	H	UMBC	62 78
												202	A	Towson	56 90
												215	A	Binghamton	54 69
												215	H	Binghamton	48 58
												239	A	Boston U.	56 66
												252	H	Colgate	82 77
												255	A	Stony Brook	53 83
												255	H	Stony Brook	44 86
												281	A	Vermont	36 60
												281	H	Vermont	46 61
												282	A	Bryant	62 73
												304	H	Rhode Island	57 64
												312	A	Holy Cross	47 62
												338	H	Longwood	59 72
												345	H	Fairleigh Dickinson	61 55
LAST 12 Division I GAMES:															
201	H	UMBC	62 78	140	H	Albany (NY)	60 79	73	H	New Hampshire	57 76	201	A	UMBC	72 79
281	A	Vermont	36 60	281	H	Vermont	46 61	255	A	Stony Brook	53 83	171	A	Hartford	59 80
171	H	Hartford	64 84	255	H	Stony Brook	44 86	215	A	Binghamton	54 69				
141	A	Maine	50 76												

Non-Div I Games: Keene St. 74 48

UMass Lowell

■ Loss,
 ■ Non-Conf, S Site,
 ■ Home
 ■ Away
 N Neutral

UNC Asheville

Through Games Of Feb. 19, 2017

Average RPI Win:	278	WON-LOST	WINNING	LAST 10	STRENGTH OF	OPP. STRENGTH	TEAM	ADJ.	CONF.	ADJ CONF.
Average RPI Loss:	195	RECORD	PCT. RANK	GAMES	SCHEDULE	OF SCHEDULE	RPI	RPI	RPI	RPI
DIV. I ONLY	11- 13	205	4- 6	311	308	246	246	28	28	
DIV. I NON-CONF.	5- 5	165	0- 0	239	240	176	176	28	28	
TOTALS	RPI 1-25	RPI 26-50	W-L RECORDS	RPI 51-100	RPI 101-150	RPI 150+				
11- 13	0- 0	0- 1	OVERALL	0- 1	0- 2	11- 9				
6- 4	0- 0	0- 0	HOME	0- 0	0- 1	6- 3				
5- 8	0- 0	0- 0	AWAY	0- 1	0- 1	5- 2				
0- 1	0- 0	0- 1	NEUTRAL	0- 0	0- 0	0- 0				
5- 5	0- 0	0- 1	NON-CONFERENCE	0- 1	0- 1	5- 2				
3- 0	0- 0	0- 0	HOME	0- 0	0- 0	3- 0				
2- 4	0- 0	0- 0	AWAY	0- 1	0- 1	2- 2				
0- 1	0- 0	0- 1	NEUTRAL	0- 0	0- 0	0- 0				
6- 8	0- 0	0- 0	CONFERENCE	0- 0	0- 1	6- 7				
3- 4	0- 0	0- 0	HOME	0- 0	0- 1	3- 3				
3- 4	0- 0	0- 0	AWAY	0- 0	0- 0	3- 4				
0- 0	0- 0	0- 0	NEUTRAL	0- 0	0- 0	0- 0				

RPI 1-25			RPI 26-50			RPI 51-100			RPI 101+ Team's RPI: 246		
RPI	S	Opponent	Score	RPI	S	Opponent	Score	RPI	S	Opponent	Score
				27	N	Harvard	62 79	85	A	Virginia Tech	52 71
								120	A	Fordham	42 55
								134	H	Radford	62 64
								199	A	Campbell	60 61
								199	H	Campbell	55 61
								203	A	UNCG	77 63
								208	A	Appalachian St.	51 81
								221	A	Presbyterian	67 60
								221	H	Presbyterian	47 52
								237	A	Furman	51 63
								242	H	Liberty	64 54
								251	A	Charleston So.	66 73
								251	H	Charleston So.	56 47
								263	H	Tennessee Tech	77 65
								265	H	Wofford	84 65
								270	A	High Point	70 81
								270	H	High Point	60 76
								290	H	Western Caro.	62 53
								313	A	Gardner-Webb	52 55
								318	A	USC Upstate	70 59
								333	A	Winthrop	68 53
								338	A	Longwood	80 53
								338	H	Longwood	84 53
LAST 12 Division I GAMES:											
338	H	Longwood	84 53	134	H	Radford	62 64				
251	A	Charleston So.	66 73	221	A	Presbyterian	67 60				
199	A	Campbell	60 61	242	H	Liberty	64 54				
221	H	Presbyterian	47 52	313	A	Gardner-Webb	52 55				
270	A	High Point	70 81	270	H	High Point	60 76				
251	H	Charleston So.	56 47	333	A	Winthrop	68 53				

Non-Div I Games: Warren Wilson 113 51

UNC Asheville

■ Loss,
 ■ Non-Conf,
 ■ S Site,
 ■ H Home
 ■ A Away
 N Neutral

Average RPI Win: 248	WON-LOST	WINNING	LAST 10	STRENGTH OF	OPP. STRENGTH	TEAM	ADJ.	CONF.	ADJ CONF.
Average RPI Loss: 184	RECORD	PCT. RANK	GAMES	SCHEDULE	OF SCHEDULE	RPI	RPI	RPI	RPI
DIV. I ONLY	12- 12	170	7- 3	205	312	203	203	17	17
DIV. I NON-CONF.	5- 6	186	0- 0	290	349	252	252	20	20
TOTALS	RPI 1-25	RPI 26-50	W-L RECORDS	RPI 51-100	RPI 101-150	RPI 150+			
12- 12	0- 0	0- 0	OVERALL	1- 3	0- 2	11- 7			
8- 4	0- 0	0- 0	HOME	1- 1	0- 1	7- 2			
4- 8	0- 0	0- 0	AWAY	0- 2	0- 1	4- 5			
0- 0	0- 0	0- 0	NEUTRAL	0- 0	0- 0	0- 0			
5- 6	0- 0	0- 0	NON-CONFERENCE	0- 0	0- 2	5- 4			
2- 3	0- 0	0- 0	HOME	0- 0	0- 1	2- 2			
3- 3	0- 0	0- 0	AWAY	0- 0	0- 1	3- 2			
0- 0	0- 0	0- 0	NEUTRAL	0- 0	0- 0	0- 0			
7- 6	0- 0	0- 0	CONFERENCE	1- 3	0- 0	6- 3			
6- 1	0- 0	0- 0	HOME	1- 1	0- 0	5- 0			
1- 5	0- 0	0- 0	AWAY	0- 2	0- 0	1- 3			
0- 0	0- 0	0- 0	NEUTRAL	0- 0	0- 0	0- 0			

RPI 1-25				RPI 26-50				RPI 51-100				RPI 101+				Team's RPI: 203	
RPI	S	Opponent	Score	RPI	S	Opponent	Score	RPI	S	Opponent	Score	RPI	S	Opponent	Score		
								89	A	Chattanooga	55	58	134	H	Radford	54	70
								89	H	Chattanooga	75	72	135	A	VCU	54	65
								94	A	Mercer	47	58	192	A	ETSU	52	60
								94	H	Mercer	64	77	192	H	ETSU	73	62
													221	H	Presbyterian	62	69
													228	A	Samford	55	47
													228	H	Samford	64	40
													237	A	Furman	55	65
													237	H	Furman	65	52
													243	A	Murray St.	70	81
													246	H	UNC Asheville	63	77
													253	A	UMES	53	60
													263	A	Tennessee Tech	65	59
													265	A	Wofford	48	54
													265	H	Wofford	67	61
													270	A	High Point	69	67
													273	H	Norfolk St.	59	52
													290	H	Western Caro.	62	45
													298	H	Eastern Ky.	81	66
													342	A	N.C. Central	64	51
LAST 12 Division I GAMES:																	
				192	H	ETSU	73	62					290	H	Western Caro.	62	45
				89	H	Chattanooga	75	72					89	A	Chattanooga	55	58
				94	A	Mercer	47	58					192	A	ETSU	52	60
				228	A	Samford	55	47					228	H	Samford	64	40
				237	H	Furman	65	52					94	H	Mercer	64	77
				265	H	Wofford	67	61					265	A	Wofford	48	54

Non-Div I Games: Barton 70 48 UNC Pembroke 72 69 Greensboro 83 26 Brevard 77 34 UNCG

Average RPI Win:	226	WON-LOST	WINNING	LAST 10	STRENGTH OF	OPP. STRENGTH	TEAM	ADJ.	CONF.	ADJ CONF.
Average RPI Loss:	115	RECORD	PCT. RANK	GAMES	SCHEDULE	OF SCHEDULE	RPI	RPI	RPI	RPI
DIV. I ONLY	8- 17	267	4- 6	137	100	222	222	9	9	
DIV. I NON-CONF.	4- 6	209	0- 0	233	163	230	230	8	8	
TOTALS	RPI 1-25	RPI 26-50	W-L RECORDS	RPI 51-100	RPI 101-150	RPI 150+				
8- 17	0- 2	0- 3	OVERALL	0- 2	0- 3	8- 7				
4- 9	0- 1	0- 1	HOME	0- 1	0- 2	4- 4				
4- 8	0- 1	0- 2	AWAY	0- 1	0- 1	4- 3				
0- 0	0- 0	0- 0	NEUTRAL	0- 0	0- 0	0- 0				
4- 6	0- 1	0- 1	NON-CONFERENCE	0- 0	0- 0	4- 4				
2- 3	0- 0	0- 0	HOME	0- 0	0- 0	2- 3				
2- 3	0- 1	0- 1	AWAY	0- 0	0- 0	2- 1				
0- 0	0- 0	0- 0	NEUTRAL	0- 0	0- 0	0- 0				
4- 11	0- 1	0- 2	CONFERENCE	0- 2	0- 3	4- 3				
2- 6	0- 1	0- 1	HOME	0- 1	0- 2	2- 1				
2- 5	0- 0	0- 1	AWAY	0- 1	0- 1	2- 2				
0- 0	0- 0	0- 0	NEUTRAL	0- 0	0- 0	0- 0				

RPI 1-25				RPI 26-50				RPI 51-100				RPI 101+ Team's RPI: 222			
RPI	S	Opponent	Score	RPI	S	Opponent	Score	RPI	S	Opponent	Score	RPI	S	Opponent	Score
17	A	Tennessee	54 90	38	A	North Carolina St.	54 86	54	A	Drexel	51 76	128	A	Delaware	40 57
25	H	Elon	56 66	39	A	James Madison	51 73	54	H	Drexel	38 71	128	H	Delaware	52 63
				39	H	James Madison	59 70					149	H	William & Mary	43 57
												154	A	Northeastern	47 55
												158	A	East Carolina	65 75
												164	H	La Salle	48 64
												176	H	Providence	49 65
												180	A	Hofstra	56 54
												180	H	Hofstra	54 66
												194	A	Col. of Charleston	37 76
												194	H	Col. of Charleston	67 61
												202	A	Towson	48 42
												202	H	Towson	59 56
												237	H	Furman	56 52
												245	A	Georgia St.	72 66
												265	H	Wofford	67 71
												273	H	Norfolk St.	64 56
												275	A	Davidson	67 58
LAST 12 Division I GAMES:															
180	H	Hofstra	54 66	194	H	Col. of Charleston	67 61								
39	H	James Madison	59 70	202	H	Towson	59 56								
54	A	Drexel	51 76	154	A	Northeastern	47 55								
202	A	Towson	48 42	180	A	Hofstra	56 54								
25	H	Elon	56 66	149	H	William & Mary	43 57								
128	A	Delaware	40 57	54	H	Drexel	38 71								

Non-Div I Games: Catawba 91 65

UNCW

Loss, Non-Conf, S Site, H Home A Away N Neutral

Average RPI Win:	200	WON-LOST	WINNING	LAST 10	STRENGTH OF	OPP. STRENGTH	TEAM	ADJ.	CONF.	ADJ CONF.
Average RPI Loss:	72	RECORD	PCT. RANK	GAMES	SCHEDULE	OF SCHEDULE	RPI	RPI	RPI	RPI
DIV. I ONLY	19- 6	41	8- 2	174	102	61	61	16	16	
DIV. I NON-CONF.	6- 4	127	0- 0	25	5	43	43	14	14	
TOTALS	RPI 1-25	RPI 26-50	W-L RECORDS	RPI 51-100	RPI 101-150	RPI 150+				
19- 6	2- 0	0- 3	OVERALL	1- 2	2- 0	14- 1				
9- 2	2- 0	0- 2	HOME	0- 0	1- 0	6- 0				
8- 4	0- 0	0- 1	AWAY	1- 2	0- 0	7- 1				
2- 0	0- 0	0- 0	NEUTRAL	0- 0	1- 0	1- 0				
6- 4	2- 0	0- 2	NON-CONFERENCE	1- 2	2- 0	1- 0				
3- 1	2- 0	0- 1	HOME	0- 0	1- 0	0- 0				
1- 3	0- 0	0- 1	AWAY	1- 2	0- 0	0- 0				
2- 0	0- 0	0- 0	NEUTRAL	0- 0	1- 0	1- 0				
13- 2	0- 0	0- 1	CONFERENCE	0- 0	0- 0	13- 1				
6- 1	0- 0	0- 1	HOME	0- 0	0- 0	6- 0				
7- 1	0- 0	0- 0	AWAY	0- 0	0- 0	7- 1				
0- 0	0- 0	0- 0	NEUTRAL	0- 0	0- 0	0- 0				

RPI 1-25			RPI 26-50			RPI 51-100			Team's RPI: 61	RPI 101+		
RPI	S	Opponent	Score	RPI	S	Opponent	Score	RPI	S	Opponent	Score	
16	H	Creighton	50 49	33	H	South Dakota St.	50 61	65	A	Iowa St.	68 76	123 H North Dakota 74 53
24	H	Kansas St.	67 59	35	H	Drake	79 88	66	A	IUPUI	69 62	124 N Idaho 76 74
				46	A	Iowa	39 88	69	A	Oklahoma St.	57 81	156 A Missouri St. 61 54
												183 A Southern Ill. 59 64
												183 H Southern Ill. 79 49
												197 A Wichita St. 63 61
												206 A Indiana St. 61 59
												206 H Indiana St. 59 47
												220 A Bradley 72 53
												220 H Bradley 70 50
												257 A Evansville 62 36
												257 H Evansville 54 40
												307 A Illinois St. 78 40
												307 H Illinois St. 82 51
												311 N Denver 79 68
												314 A Loyola Chicago 89 43
												314 H Loyola Chicago 68 30
LAST 12 Division I GAMES:												
206	A	Indiana St.	61 59	35	H	Drake	79 88					
314	A	Loyola Chicago	89 43	314	H	Loyola Chicago	68 30					
307	H	Illinois St.	82 51	206	H	Indiana St.	59 47					
220	H	Bradley	70 50	220	A	Bradley	72 53					
183	A	Southern Ill.	59 64	307	A	Illinois St.	78 40					
257	A	Evansville	62 36	257	H	Evansville	54 40					

Non-Div I Games: Wis.-Parkside 72 57

UNI

■ Loss,
 ■ Non-Conf,
 ■ S Site,
 ■ H Home
 ■ A Away
 N Neutral

Average RPI Win:	192	WON-LOST	WINNING	LAST 10	STRENGTH OF	OPP. STRENGTH	TEAM	ADJ.	CONF.	ADJ CONF.
Average RPI Loss:	101	RECORD	PCT. RANK	GAMES	SCHEDULE	OF SCHEDULE	RPI	RPI	RPI	RPI
DIV. I ONLY	17- 8	75	7- 3	121	121	88	88	13	13	
DIV. I NON-CONF.	8- 3	67	0- 0	108	99	66	66	15	15	
TOTALS	RPI 1-25	RPI 26-50	W-L RECORDS	RPI 51-100	RPI 101-150	RPI 150+				
17- 8	0- 1	0- 1	OVERALL	2- 3	5- 1	10- 2				
9- 2	0- 0	0- 0	HOME	1- 1	3- 0	5- 1				
6- 3	0- 0	0- 0	AWAY	1- 1	1- 1	4- 1				
2- 3	0- 1	0- 1	NEUTRAL	0- 1	1- 0	1- 0				
8- 3	0- 1	0- 1	NON-CONFERENCE	1- 1	2- 0	5- 0				
4- 0	0- 0	0- 0	HOME	1- 0	1- 0	2- 0				
2- 0	0- 0	0- 0	AWAY	0- 0	0- 0	2- 0				
2- 3	0- 1	0- 1	NEUTRAL	0- 1	1- 0	1- 0				
9- 5	0- 0	0- 0	CONFERENCE	1- 2	3- 1	5- 2				
5- 2	0- 0	0- 0	HOME	0- 1	2- 0	3- 1				
4- 3	0- 0	0- 0	AWAY	1- 1	1- 1	2- 1				
0- 0	0- 0	0- 0	NEUTRAL	0- 0	0- 0	0- 0				

RPI 1-25				RPI 26-50				RPI 51-100				Team's RPI: 88	RPI 101+			
RPI	S	Opponent	Score	RPI	S	Opponent	Score	RPI	S	Opponent	Score		RPI	S	Opponent	Score
5	N	Oregon St.	59 62	34	N	South Fla.	42 77	51	A	Colorado St.	41 44		112	A	Wyoming	57 79
								51	H	Colorado St.	37 57		112	H	Wyoming	51 46
								62	H	Southern California	77 66		118	H	Ole Miss	64 57
								71	A	Boise St.	58 55		124	N	Idaho	73 61
								92	N	BYU	54 63		139	A	New Mexico	61 52
													139	H	New Mexico	56 42
													163	N	New Mexico St.	52 47
													173	H	Houston	64 53
													191	H	Utah St.	55 53
													195	A	San Jose St.	63 55
													195	H	San Jose St.	65 76
													264	A	San Diego St.	68 87
													264	H	San Diego St.	80 62
													266	H	Tennessee St.	69 48
													288	H	Nevada	60 41
													308	A	Pepperdine	68 61
													320	A	UC Irvine	62 46
													323	A	Air Force	60 56
LAST 12 Division I GAMES:																
264	H	San Diego St.	80 62	112	H	Wyoming	51 46									
195	A	San Jose St.	63 55	323	A	Air Force	60 56									
288	H	Nevada	60 41	264	A	San Diego St.	68 87									
51	A	Colorado St.	41 44	139	H	New Mexico	56 42									
139	A	New Mexico	61 52	191	H	Utah St.	55 53									
195	H	San Jose St.	65 76	71	A	Boise St.	58 55									

Non-Div I Games: Concordia (CA) 102 46

UNLV

■ Loss,
 ■ Non-Conf, S Site,
 ■ Home
 ■ Away
 N Neutral

Average RPI Win:	295	WON-LOST	WINNING	LAST 10	STRENGTH OF	OPP. STRENGTH	TEAM	ADJ.	CONF.	ADJ CONF.
Average RPI Loss:	188	RECORD	PCT. RANK	GAMES	SCHEDULE	OF SCHEDULE	RPI	RPI	RPI	RPI
DIV. I ONLY	6- 18	302	1- 9	302	286	318	318	24	24	
DIV. I NON-CONF.	4- 8	230	0- 0	285	335	281	281	24	24	
TOTALS	RPI 1-25	RPI 26-50	W-L RECORDS	RPI 51-100	RPI 101-150	RPI 150+				
6- 18	0- 0	0- 0	OVERALL	0- 6	0- 2	6- 10				
3- 8	0- 0	0- 0	HOME	0- 2	0- 1	3- 5				
3- 10	0- 0	0- 0	AWAY	0- 4	0- 1	3- 5				
0- 0	0- 0	0- 0	NEUTRAL	0- 0	0- 0	0- 0				
4- 8	0- 0	0- 0	NON-CONFERENCE	0- 2	0- 1	4- 5				
1- 4	0- 0	0- 0	HOME	0- 0	0- 1	1- 3				
3- 4	0- 0	0- 0	AWAY	0- 2	0- 0	3- 2				
0- 0	0- 0	0- 0	NEUTRAL	0- 0	0- 0	0- 0				
2- 10	0- 0	0- 0	CONFERENCE	0- 4	0- 1	2- 5				
2- 4	0- 0	0- 0	HOME	0- 2	0- 0	2- 2				
0- 6	0- 0	0- 0	AWAY	0- 2	0- 1	0- 3				
0- 0	0- 0	0- 0	NEUTRAL	0- 0	0- 0	0- 0				

RPI S	Opponent	Score	RPI S	Opponent	Score	RPI S	Opponent	Score	RPI S	Opponent	Score	Team's RPI: 318
						56	A West Virginia	33 91	115	A Stetson	68 80	
						90	A Purdue	41 71	149	H William & Mary	46 49	
						96	A Jacksonville	46 59	188	A Illinois	57 77	
						96	H Jacksonville	47 65	199	H Campbell	41 56	
						97	A FGCU	43 93	221	A Presbyterian	55 48	
						97	H FGCU	50 80	237	A Furman	37 57	
									246	H UNC Asheville	59 70	
									253	H UMES	76 63	
									274	A Kennesaw St.	67 74	
									274	H Kennesaw St.	71 79	
									286	A North Florida	74 77	
									286	H North Florida	67 78	
									291	A Lipscomb	77 84	
									291	H Lipscomb	89 75	
									313	H Gardner-Webb	53 57	
									315	H NJIT	75 58	
									342	A N.C. Central	68 58	
									348	A South Carolina St.	73 67	
LAST 12 Division I GAMES:												
			97	H FGCU	50 80		274	H Kennesaw St.	71 79			
			96	A Jacksonville	46 59		97	A FGCU	43 93			
			286	A North Florida	74 77		115	A Stetson	68 80			
			291	H Lipscomb	89 75		286	H North Florida	67 78			
			274	A Kennesaw St.	67 74		96	H Jacksonville	47 65			
			291	A Lipscomb	77 84		315	H NJIT	75 58			

Non-Div I Games: Bob Jones 92 50 Converse 93 35 Warren Wilson 91 53

USC Upstate

Loss, Non-Conf, S Site, H Home A Away N Neutral

Average RPI Win: 222		WON-LOST	WINNING	LAST 10	STRENGTH OF		OPP. STRENGTH	TEAM	ADJ.	CONF.	ADJ CONF.
Average RPI Loss: 114		RECORD	PCT. RANK	GAMES	SCHEDULE		OF SCHEDULE	RPI	RPI	RPI	RPI
DIV. I ONLY		15- 7	74	6- 4	175		198	105	105	21	21
DIV. I NON-CONF.		5- 3	122	0- 0	99		65	76	76	19	19
TOTALS		RPI 1-25	RPI 26-50		W-L RECORDS		RPI 51-100	RPI 101-150		RPI 150+	
15- 7	0- 1	0- 1		OVERALL		1- 1	0- 2		14- 2		
7- 3	0- 0	0- 1		HOME		0- 0	0- 1		7- 1		
7- 4	0- 1	0- 0		AWAY		1- 1	0- 1		6- 1		
1- 0	0- 0	0- 0		NEUTRAL		0- 0	0- 0		1- 0		
5- 3	0- 1	0- 0		NON-CONFERENCE		1- 1	0- 1		4- 0		
2- 1	0- 0	0- 0		HOME		0- 0	0- 1		2- 0		
2- 2	0- 1	0- 0		AWAY		1- 1	0- 0		1- 0		
1- 0	0- 0	0- 0		NEUTRAL		0- 0	0- 0		1- 0		
10- 4	0- 0	0- 1		CONFERENCE		0- 0	0- 1		10- 2		
5- 2	0- 0	0- 1		HOME		0- 0	0- 0		5- 1		
5- 2	0- 0	0- 0		AWAY		0- 0	0- 1		5- 1		
0- 0	0- 0	0- 0		NEUTRAL		0- 0	0- 0		0- 0		

RPI 1-25				RPI 26-50				RPI 51-100				RPI 101+				Team's RPI: 105	
RPI	S	Opponent	Score	RPI	S	Opponent	Score	RPI	S	Opponent	Score	RPI	S	Opponent	Score		
24	A	Kansas St.	49 62	49	H	Little Rock	49 58	57	A	Western Ky.	71 68	104	A	Troy	68 85		
								98	A	Texas Tech	60 79	107	H	SFA	60 65		
												160	H	Louisiana	79 66		
												172	A	Texas St.	61 39		
												172	H	Texas St.	69 75		
												190	H	UTSA	75 54		
												197	H	Wichita St.	74 70		
												207	A	Seton Hall	86 61		
												208	A	Appalachian St.	73 62		
												208	H	Appalachian St.	74 63		
												227	A	Ga. Southern	69 60		
												241	A	South Ala.	73 49		
												245	A	Georgia St.	59 64		
												264	N	San Diego St.	64 58		
												271	A	Coastal Caro.	70 41		
												271	H	Coastal Caro.	60 58		
												326	H	Arkansas St.	69 58		
												329	H	La.-Monroe	93 59		
LAST 12 Division I GAMES:																	
245	A	Georgia St.	59 64	271	A	Coastal Caro.	70 41										
227	A	Ga. Southern	69 60	329	H	La.-Monroe	93 59										
326	H	Arkansas St.	69 58	160	H	Louisiana	79 66										
49	H	Little Rock	49 58	104	A	Troy	68 85										
172	H	Texas St.	69 75	241	A	South Ala.	73 49										
208	A	Appalachian St.	73 62	172	A	Texas St.	61 39										

Non-Div I Games:	Tex. A&M-Commerce	80	50	Eastern N.M.	65	48
------------------	-------------------	----	----	--------------	----	----

UT Arlington

■ Loss, ■ Non-Conf, S Site, H Home A Away N Neutral

Average RPI Win:	264	WON-LOST	WINNING	LAST 10	STRENGTH OF	OPP. STRENGTH	TEAM	ADJ.	CONF.	ADJ CONF.
Average RPI Loss:	150	RECORD	PCT. RANK	GAMES	SCHEDULE	OF SCHEDULE	RPI	RPI	RPI	RPI
DIV. I ONLY	10- 17	247	6- 4	216	181	234	234	26	26	
DIV. I NON-CONF.	3- 10	280	0- 0	142	41	242	242	26	26	
TOTALS	RPI 1-25	RPI 26-50	W-L RECORDS	RPI 51-100	RPI 101-150	RPI 150+				
10- 17	0- 3	0- 1	OVERALL	0- 4	0- 1	10- 8				
6- 6	0- 1	0- 0	HOME	0- 2	0- 0	6- 3				
4- 11	0- 2	0- 1	AWAY	0- 2	0- 1	4- 5				
0- 0	0- 0	0- 0	NEUTRAL	0- 0	0- 0	0- 0				
3- 10	0- 3	0- 1	NON-CONFERENCE	0- 3	0- 1	3- 2				
2- 3	0- 1	0- 0	HOME	0- 2	0- 0	2- 0				
1- 7	0- 2	0- 1	AWAY	0- 1	0- 1	1- 2				
0- 0	0- 0	0- 0	NEUTRAL	0- 0	0- 0	0- 0				
7- 7	0- 0	0- 0	CONFERENCE	0- 1	0- 0	7- 6				
4- 3	0- 0	0- 0	HOME	0- 0	0- 0	4- 3				
3- 4	0- 0	0- 0	AWAY	0- 1	0- 0	3- 3				
0- 0	0- 0	0- 0	NEUTRAL	0- 0	0- 0	0- 0				

RPI S	Opponent	Score	RPI S	Opponent	Score	RPI S	Opponent	Score	RPI S	Opponent	Score	Team's RPI: 234
13	H Louisville	57 100	50	A Ohio	55 72	60	A Belmont	66 71	147	A Oral Roberts	53 82	
19	A DePaul	68 100				64	A Northwestern	59 82	182	H Morehead St.	68 89	
22	A Missouri	69 80				89	H Chattanooga	60 80	183	H Southern Ill.	76 68	
						91	H Vanderbilt	77 79	204	A SIUE	82 72	
									204	H SIUE	68 70	
									228	A Samford	62 69	
									243	A Murray St.	90 70	
									249	H Jacksonville St.	94 83	
									263	A Tennessee Tech	71 81	
									266	A Tennessee St.	80 85	
									272	H Austin Peay	83 80	
									278	A Southeast Mo. St.	82 73	
									278	H Southeast Mo. St.	79 82	
									280	A N.C. A&T	59 74	
									290	A Western Caro.	84 72	
									296	A Eastern Ill.	70 80	
									296	H Eastern Ill.	74 72	
									298	H Eastern Ky.	66 56	
									326	H Arkansas St.	68 63	
LAST 12 Division I GAMES:												
278	A Southeast Mo. St.	82 73	272	H Austin Peay	83 80							
204	A SIUE	82 72	204	H SIUE	68 70							
296	H Eastern Ill.	74 72	296	A Eastern Ill.	70 80							
298	H Eastern Ky.	66 56	278	H Southeast Mo. St.	79 82							
263	A Tennessee Tech	71 81	266	A Tennessee St.	80 85							
243	A Murray St.	90 70	60	A Belmont	66 71							

Non-Div I Games:

UT Martin

■ Loss,
■ Non-Conf,
■ S Site,
■ H Home
■ A Away
N Neutral

Average RPI Win:	272	WON-LOST	WINNING	LAST 10	STRENGTH OF	OPP. STRENGTH	TEAM	ADJ.	CONF.	ADJ CONF.
Average RPI Loss:	147	RECORD	PCT. RANK	GAMES	SCHEDULE	OF SCHEDULE	RPI	RPI	RPI	RPI
DIV. I ONLY	5- 20	316	2- 8	149	173	302	302	15	15	
DIV. I NON-CONF.	2- 9	293	0- 0	126	203	301	301	16	16	
TOTALS	RPI 1-25	RPI 26-50	W-L RECORDS	RPI 51-100	RPI 101-150	RPI 150+				
5- 20	0- 1	0- 2	OVERALL	0- 2	0- 5	5- 10				
4- 8	0- 0	0- 0	HOME	0- 1	0- 1	4- 6				
1- 7	0- 0	0- 0	AWAY	0- 1	0- 2	1- 4				
0- 5	0- 1	0- 2	NEUTRAL	0- 0	0- 2	0- 0				
2- 9	0- 1	0- 2	NON-CONFERENCE	0- 0	0- 3	2- 3				
2- 3	0- 0	0- 0	HOME	0- 0	0- 0	2- 3				
0- 1	0- 0	0- 0	AWAY	0- 0	0- 1	0- 0				
0- 5	0- 1	0- 2	NEUTRAL	0- 0	0- 2	0- 0				
3- 11	0- 0	0- 0	CONFERENCE	0- 2	0- 2	3- 7				
2- 5	0- 0	0- 0	HOME	0- 1	0- 1	2- 3				
1- 6	0- 0	0- 0	AWAY	0- 1	0- 1	1- 4				
0- 0	0- 0	0- 0	NEUTRAL	0- 0	0- 0	0- 0				

RPI 1-25				RPI 26-50				RPI 51-100				RPI 101+				Team's RPI: 302	
RPI	S	Opponent	Score	RPI	S	Opponent	Score	RPI	S	Opponent	Score	RPI	S	Opponent	Score		
24	N	Kansas St.	40 61	30	N	LSU	45 78	57	H	Western Ky.	54 71	125	A	Southern Miss.	48 73		
				38	N	North Carolina St.	55 71	76	A	Middle Tenn.	53 76	125	H	Southern Miss.	68 79		
												131	N	Alabama	60 78		
												139	A	New Mexico	66 79		
												146	N	Pittsburgh	46 71		
												161	A	Louisiana Tech	61 69		
												161	H	Louisiana Tech	69 62		
												163	H	New Mexico St.	59 67		
												168	H	Rice	76 80		
												185	A	UAB	61 74		
												189	H	North Texas	69 76		
												190	A	UTSA	76 97		
												190	H	UTSA	81 83		
												217	H	Texas Southern	68 89		
												254	H	Marshall	84 74		
												276	H	CSU Bakersfield	74 61		
												283	A	FIU	87 88		
												306	H	Northern Ariz.	51 65		
												328	A	Fla. Atlantic	51 50		
												341	H	Houston Baptist	75 45		
LAST 12 Division I GAMES:																	
				168	H	Rice	76 80					254	H	Marshall	84 74		
				189	H	North Texas	69 76					57	H	Western Ky.	54 71		
				125	A	Southern Miss.	48 73					190	A	UTSA	76 97		
				161	A	Louisiana Tech	61 69					328	A	Fla. Atlantic	51 50		
				76	A	Middle Tenn.	53 76					283	A	FIU	87 88		
				185	A	UAB	61 74					125	H	Southern Miss.	68 79		

Non-Div I Games: Western N.M. 93 46

UTEP

Loss, Non-Conf, S Site, H Home A Away N Neutral

Average RPI Win:	301	WON-LOST	WINNING	LAST 10	STRENGTH OF	OPP. STRENGTH	TEAM	ADJ.	CONF.	ADJ CONF.
Average RPI Loss:	155	RECORD	PCT. RANK	GAMES	SCHEDULE	OF SCHEDULE	RPI	RPI	RPI	RPI
DIV. I ONLY	13- 11	149	3- 4	342	194	248	248	29	29	
DIV. I NON-CONF.	7- 6	157	1- 1	326	64	207	207	29	29	
TOTALS	RPI 1-25	RPI 26-50	W-L RECORDS	RPI 51-100	RPI 101-150	RPI 150+				
13- 11	0- 2	0- 0	OVERALL	0- 2	0- 0	13- 7				
8- 3	0- 0	0- 0	HOME	0- 0	0- 0	8- 3				
4- 8	0- 2	0- 0	AWAY	0- 2	0- 0	4- 4				
1- 0	0- 0	0- 0	NEUTRAL	0- 0	0- 0	1- 0				
7- 6	0- 2	0- 0	NON-CONFERENCE	0- 2	0- 0	7- 2				
4- 1	0- 0	0- 0	HOME	0- 0	0- 0	4- 1				
2- 5	0- 2	0- 0	AWAY	0- 2	0- 0	2- 1				
1- 0	0- 0	0- 0	NEUTRAL	0- 0	0- 0	1- 0				
6- 5	0- 0	0- 0	CONFERENCE	0- 0	0- 0	6- 5				
4- 2	0- 0	0- 0	HOME	0- 0	0- 0	4- 2				
2- 3	0- 0	0- 0	AWAY	0- 0	0- 0	2- 3				
0- 0	0- 0	0- 0	NEUTRAL	0- 0	0- 0	0- 0				

RPI 1-25				RPI 26-50				RPI 51-100				RPI 101+ Team's RPI: 248			
RPI	S	Opponent	Score	RPI	S	Opponent	Score	RPI	S	Opponent	Score	RPI	S	Opponent	Score
8	A	Texas	61 85					69	A	Oklahoma St.	53 86	163	A	New Mexico St.	67 87
14	A	Oklahoma	59 92					100	A	Abilene Christian	54 70	173	H	Houston	52 68
												189	N	North Texas	74 69
												193	A	Nebraska	53 71
												214	H	Seattle U	54 67
												218	A	Grand Canyon	59 60
												218	H	Grand Canyon	52 49
												276	A	CSU Bakersfield	46 74
												276	H	CSU Bakersfield	61 67
												289	H	North Dakota St.	81 67
												292	H	Prairie View	82 74
												303	A	A&M-Corpus Christi	68 65
												303	H	A&M-Corpus Christi	55 46
												317	A	UMKC	63 52
												317	H	UMKC	74 39
												331	H	Utah Valley	64 55
												335	A	Chicago St.	57 46
												335	H	Chicago St.	71 43
												343	A	Sam Houston St.	69 45
												343	H	Sam Houston St.	78 50
LAST 12 Division I GAMES:															
100	A	Abilene Christian	54 70	214	H	Seattle U	54 67								
189	N	North Texas	74 69	331	H	Utah Valley	64 55								
163	A	New Mexico St.	67 87	335	A	Chicago St.	57 46								
276	H	CSU Bakersfield	61 67	218	A	Grand Canyon	59 60								
218	H	Grand Canyon	52 49	276	A	CSU Bakersfield	46 74								
317	A	UMKC	63 52	317	H	UMKC	74 39								

Non-Div I Games: St. Thomas (TX) 63 56 Texas Lutheran 68 52 Evangel 86 55

UTRGV

Loss, Non-Conf, S Site, H Home A Away N Neutral

Average RPI Win: 213	WON-LOST	WINNING	LAST 10	STRENGTH OF	OPP. STRENGTH	TEAM	ADJ.	CONF.	ADJ CONF.
Average RPI Loss: 122	RECORD	PCT. RANK	GAMES	SCHEDULE	OF SCHEDULE	RPI	RPI	RPI	RPI
DIV. I ONLY	10- 13	215	4- 6	120	124	190	190	15	15
DIV. I NON-CONF.	3- 6	230	0- 0	28	47	182	182	16	16
TOTALS	RPI 1-25	RPI 26-50	W-L RECORDS	RPI 51-100	RPI 101-150	RPI 150+			
10- 13	0- 1	0- 2	OVERALL	2- 1	0- 4	8- 5			
6- 7	0- 0	0- 1	HOME	2- 0	0- 2	4- 4			
4- 6	0- 1	0- 1	AWAY	0- 1	0- 2	4- 1			
0- 0	0- 0	0- 0	NEUTRAL	0- 0	0- 0	0- 0			
3- 6	0- 1	0- 2	NON-CONFERENCE	1- 0	0- 2	2- 1			
3- 3	0- 0	0- 1	HOME	1- 0	0- 1	2- 1			
0- 3	0- 1	0- 1	AWAY	0- 0	0- 1	0- 0			
0- 0	0- 0	0- 0	NEUTRAL	0- 0	0- 0	0- 0			
7- 7	0- 0	0- 0	CONFERENCE	1- 1	0- 2	6- 4			
3- 4	0- 0	0- 0	HOME	1- 0	0- 1	2- 3			
4- 3	0- 0	0- 0	AWAY	0- 1	0- 1	4- 1			
0- 0	0- 0	0- 0	NEUTRAL	0- 0	0- 0	0- 0			

RPI 1-25				RPI 26-50				RPI 51-100				RPI 101+ Team's RPI: 190			
RPI	S	Opponent	Score	RPI	S	Opponent	Score	RPI	S	Opponent	Score	RPI	S	Opponent	Score
8	A	Texas	43 76	31	A	Oregon	63 77	57	H	Western Ky.	80 77	105	A	UT Arlington	54 75
				44	H	Tulane	66 75	76	A	Middle Tenn.	63 77	125	A	Southern Miss.	71 74
								100	H	Abilene Christian	71 68	125	H	Southern Miss.	68 69
												126	H	Northern Colo.	66 73
												161	A	Louisiana Tech	71 77
												161	H	Louisiana Tech	63 61
												168	H	Rice	61 66
												172	H	Texas St.	72 47
												173	H	Houston	49 56
												185	A	UAB	82 67
												189	H	North Texas	55 58
												242	H	Liberty	80 64
												254	H	Marshall	81 88
												283	A	FIU	70 61
												302	A	UTEP	83 81
												302	H	UTEP	97 76
												328	A	Fla. Atlantic	72 62
LAST 12 Division I GAMES:															
189	H	North Texas	55 58	57	H	Western Ky.	80 77								
168	H	Rice	61 66	254	H	Marshall	81 88								
161	A	Louisiana Tech	71 77	302	H	UTEP	97 76								
125	A	Southern Miss.	71 74	283	A	FIU	70 61								
185	A	UAB	82 67	328	A	Fla. Atlantic	72 62								
76	A	Middle Tenn.	63 77	161	H	Louisiana Tech	63 61								

Non-Div I Games: Tex. A&M-Kingsville 70 44 Angelo St. 77 85

UTSA

Loss, Non-Conf, S Site, H Home A Away N Neutral

Average RPI Win:	166	WON-LOST	WINNING	LAST 10	STRENGTH OF	OPP. STRENGTH	TEAM	ADJ.	CONF.	ADJ CONF.
Average RPI Loss:	35	RECORD	PCT. RANK	GAMES	SCHEDULE	OF SCHEDULE	RPI	RPI	RPI	RPI
DIV. I ONLY	15- 12	142	2- 8	40	48	75	75	1	1	
DIV. I NON-CONF.	11- 0	1	0- 0	194	308	36	36	1	1	
TOTALS	RPI 1-25	RPI 26-50	W-L RECORDS	RPI 51-100	RPI 101-150	RPI 150+				
15- 12	0- 6	0- 3	OVERALL	6- 2	2- 1	7- 0				
9- 7	0- 3	0- 2	HOME	4- 1	0- 1	5- 0				
5- 5	0- 3	0- 1	AWAY	2- 1	1- 0	2- 0				
1- 0	0- 0	0- 0	NEUTRAL	0- 0	1- 0	0- 0				
11- 0	0- 0	0- 0	NON-CONFERENCE	2- 0	2- 0	7- 0				
7- 0	0- 0	0- 0	HOME	2- 0	0- 0	5- 0				
3- 0	0- 0	0- 0	AWAY	0- 0	1- 0	2- 0				
1- 0	0- 0	0- 0	NEUTRAL	0- 0	1- 0	0- 0				
4- 12	0- 6	0- 3	CONFERENCE	4- 2	0- 1	0- 0				
2- 7	0- 3	0- 2	HOME	2- 1	0- 1	0- 0				
2- 5	0- 3	0- 1	AWAY	2- 1	0- 0	0- 0				
0- 0	0- 0	0- 0	NEUTRAL	0- 0	0- 0	0- 0				

RPI 1-25				RPI 26-50				RPI 51-100 Team's RPI: 75				RPI 101+			
RPI	S	Opponent	Score	RPI	S	Opponent	Score	RPI	S	Opponent	Score	RPI	S	Opponent	Score
5	A	Oregon St.	44 70	28	H	Arizona St.	44 66	62	A	Southern California	58 53	111	H	Arizona	70 81
5	H	Oregon St.	49 63	31	A	Oregon	66 84	70	A	California	73 64	114	N	Charlotte	81 68
6	H	Washington	53 82	31	H	Oregon	61 73	70	H	California	63 57	127	A	St. Mary's (CA)	63 62
10	A	Stanford	51 87					79	A	Colorado	49 54	174	A	Fresno St.	65 55
10	H	Stanford	58 77					79	H	Colorado	58 53	191	H	Utah St.	65 58
12	A	UCLA	56 67					83	H	Montana St.	74 64	216	H	Weber St.	71 52
								92	H	BYU	77 60	288	A	Nevada	80 50
								95	H	Washington St.	55 61	294	H	Southern Utah	69 43
												306	H	Northern Ariz.	78 65
												331	H	Utah Valley	100 52
LAST 12 Division I GAMES:															
5	H	Oregon St.	49 63	79	H	Colorado	58 53								
31	H	Oregon	61 73	79	A	Colorado	49 54								
10	A	Stanford	51 87	31	A	Oregon	66 84								
70	A	California	73 64	5	A	Oregon St.	44 70								
95	H	Washington St.	55 61	70	H	California	63 57								
6	H	Washington	53 82	10	H	Stanford	58 77								

Non-Div I Games:

Utah

■ Loss,
 ■ Non-Conf,
 S Site,
 ■ Home
 ■ Away
 N Neutral

Average RPI Win:	231	WON-LOST	WINNING	LAST 10	STRENGTH OF	OPP. STRENGTH	TEAM	ADJ.	CONF.	ADJ CONF.
Average RPI Loss:	129	RECORD	PCT. RANK	GAMES	SCHEDULE	OF SCHEDULE	RPI	RPI	RPI	RPI
DIV. I ONLY	13- 12	161	6- 4	200	189	191	191	13	13	
DIV. I NON-CONF.	6- 4	127	0- 0	328	278	241	241	15	15	
TOTALS	RPI 1-25	RPI 26-50	W-L RECORDS	RPI 51-100	RPI 101-150	RPI 150+				
13- 12	0- 0	0- 0	OVERALL	3- 5	0- 5	10- 2				
9- 4	0- 0	0- 0	HOME	3- 1	0- 2	6- 1				
3- 8	0- 0	0- 0	AWAY	0- 4	0- 3	3- 1				
1- 0	0- 0	0- 0	NEUTRAL	0- 0	0- 0	1- 0				
6- 4	0- 0	0- 0	NON-CONFERENCE	1- 2	0- 1	5- 1				
4- 2	0- 0	0- 0	HOME	1- 1	0- 0	3- 1				
1- 2	0- 0	0- 0	AWAY	0- 1	0- 1	1- 0				
1- 0	0- 0	0- 0	NEUTRAL	0- 0	0- 0	1- 0				
7- 8	0- 0	0- 0	CONFERENCE	2- 3	0- 4	5- 1				
5- 2	0- 0	0- 0	HOME	2- 0	0- 2	3- 0				
2- 6	0- 0	0- 0	AWAY	0- 3	0- 2	2- 1				
0- 0	0- 0	0- 0	NEUTRAL	0- 0	0- 0	0- 0				

RPI 1-25				RPI 26-50				RPI 51-100				RPI 101+				Team's RPI: 191
RPI	S	Opponent	Score	RPI	S	Opponent	Score	RPI	S	Opponent	Score	RPI	S	Opponent	Score	
								51	A	Colorado St.	43 74	111	A	Arizona	57 61	
								51	H	Colorado St.	55 48	112	A	Wyoming	40 59	
								71	A	Boise St.	56 76	112	H	Wyoming	48 71	
								71	H	Boise St.	65 63	139	A	New Mexico	67 78	
								75	A	Utah	58 65	139	H	New Mexico	58 68	
								83	H	Montana St.	64 56	152	H	Idaho St.	69 56	
								88	A	UNLV	53 55	174	A	Fresno St.	52 47	
								92	H	BYU	40 60	264	A	San Diego St.	59 66	
												264	H	San Diego St.	53 47	
												288	A	Nevada	81 69	
												288	H	Nevada	60 57	
												294	H	Southern Utah	54 70	
												320	H	UC Irvine	66 52	
												323	H	Air Force	65 62	
												330	A	Montana	65 47	
												331	H	Utah Valley	56 45	
												332	N	Incarnate Word	79 46	
LAST 12 Division I GAMES:																
				288	H	Nevada	60 57					174	A	Fresno St.	52 47	
				264	A	San Diego St.	59 66					139	H	New Mexico	58 68	
				112	A	Wyoming	40 59					51	A	Colorado St.	43 74	
				51	H	Colorado St.	55 48					264	H	San Diego St.	53 47	
				71	H	Boise St.	65 63					112	H	Wyoming	48 71	
				288	A	Nevada	81 69					88	A	UNLV	53 55	

Non-Div I Games: Westminster (UT) 72 49

Utah St.

Utah Valley

Through Games Of Feb. 19, 2017

Average RPI Win:	317	WON-LOST	WINNING	LAST 10	STRENGTH OF	OPP. STRENGTH	TEAM	ADJ.	CONF.	ADJ CONF.
Average RPI Loss:	201	RECORD	PCT. RANK	GAMES	SCHEDULE	OF SCHEDULE	RPI	RPI	RPI	RPI
DIV. I ONLY	6- 18	302	3- 7	336	263	331	331	29	29	
DIV. I NON-CONF.	3- 10	280	0- 0	310	206	324	324	29	29	
TOTALS	RPI 1-25	RPI 26-50	W-L RECORDS	RPI 51-100	RPI 101-150	RPI 150+				
6- 18	0- 0	0- 1	OVERALL	0- 2	0- 1	6- 14				
4- 6	0- 0	0- 0	HOME	0- 1	0- 1	4- 4				
2- 10	0- 0	0- 0	AWAY	0- 0	0- 0	2- 2				
0- 2	0- 0	0- 1	NEUTRAL	0- 0	0- 0	0- 1				
3- 10	0- 0	0- 1	NON-CONFERENCE	0- 2	0- 1	3- 6				
2- 3	0- 0	0- 0	HOME	0- 1	0- 1	2- 1				
1- 5	0- 0	0- 0	AWAY	0- 1	0- 0	1- 4				
0- 2	0- 0	0- 1	NEUTRAL	0- 0	0- 0	0- 1				
3- 8	0- 0	0- 0	CONFERENCE	0- 0	0- 0	3- 8				
2- 3	0- 0	0- 0	HOME	0- 0	0- 0	2- 3				
1- 5	0- 0	0- 0	AWAY	0- 0	0- 0	1- 5				
0- 0	0- 0	0- 0	NEUTRAL	0- 0	0- 0	0- 0				

RPI 1-25			RPI 26-50			RPI 51-100			RPI 101+ Team's RPI: 331			
RPI	S	Opponent	Score	RPI	S	Opponent	Score	RPI	S	Opponent	Score	
				41	N	Central Mich.	62 71	75	A	Utah	52 100	
								92	H	BYU	50 68	
										132	H Eastern Wash.	50 83
										152	A Idaho St.	56 61
										163	A New Mexico St.	46 63
										191	A Utah St.	45 56
										204	N SIUE	64 71
										214	H Seattle U	51 69
										216	H Weber St.	61 64
										218	A Grand Canyon	42 60
										218	H Grand Canyon	46 62
										248	A UTRGV	55 64
										267	A Cal Poly	65 77
										276	A CSU Bakersfield	39 55
										276	H CSU Bakersfield	59 63
										294	A Southern Utah	70 64
										308	H Pepperdine	72 65
										311	H Denver	72 58
										317	A UMKC	63 66
										317	H UMKC	58 39
										323	A Air Force	53 64
										335	A Chicago St.	62 59
										335	H Chicago St.	73 54
LAST 12 Division I GAMES:												
				218	A	Grand Canyon	42 60			248	A UTRGV	55 64
				276	A	CSU Bakersfield	39 55			276	H CSU Bakersfield	59 63
				335	H	Chicago St.	73 54			317	A UMKC	63 66
				317	H	UMKC	58 39			335	A Chicago St.	62 59
				214	H	Seattle U	51 69			218	H Grand Canyon	46 62
				163	A	New Mexico St.	46 63			152	A Idaho St.	56 61

Non-Div I Games: Dixie St. 68 56 Antelope Valley 87 47

Utah Valley

Loss, Non-Conf, S Site, H Home A Away N Neutral

Average RPI Win:	208	WON-LOST	WINNING	LAST 10	STRENGTH OF	OPP. STRENGTH	TEAM	ADJ.	CONF.	ADJ CONF.
Average RPI Loss:	100	RECORD	PCT. RANK	GAMES	SCHEDULE	OF SCHEDULE	RPI	RPI	RPI	RPI
DIV. I ONLY	14- 14	170	5- 5	85	137	135	135	12	12	
DIV. I NON-CONF.	7- 6	157	0- 0	88	150	115	115	12	12	
TOTALS	RPI 1-25	RPI 26-50	W-L RECORDS	RPI 51-100	RPI 101-150	RPI 150+				
14- 14	0- 0	0- 1	OVERALL	1- 4	1- 8	12- 1				
7- 6	0- 0	0- 0	HOME	0- 3	0- 3	7- 0				
5- 8	0- 0	0- 0	AWAY	0- 0	1- 0	4- 0				
2- 0	0- 0	0- 0	NEUTRAL	1- 0	0- 0	1- 0				
7- 6	0- 0	0- 0	NON-CONFERENCE	1- 3	0- 3	6- 0				
3- 3	0- 0	0- 0	HOME	0- 2	0- 1	3- 0				
2- 3	0- 0	0- 0	AWAY	0- 1	0- 2	2- 0				
2- 0	0- 0	0- 0	NEUTRAL	1- 0	0- 0	1- 0				
7- 8	0- 0	0- 1	CONFERENCE	0- 1	1- 5	6- 1				
4- 3	0- 0	0- 0	HOME	0- 1	0- 2	4- 0				
3- 5	0- 0	0- 1	AWAY	0- 0	1- 3	2- 1				
0- 0	0- 0	0- 0	NEUTRAL	0- 0	0- 0	0- 0				

RPI 1-25				RPI 26-50				RPI 51-100				RPI 101+				Team's RPI: 135	
RPI	S	Opponent	Score	RPI	S	Opponent	Score	RPI	S	Opponent	Score	RPI	S	Opponent	Score		
				48	A	George Washington	67 81					102	A	Saint Joseph's	58 64		
								53	H	Dayton	48 68	102	H	Saint Joseph's	70 80		
								55	N	Villanova	68 66	103	A	Saint Louis	72 77		
								59	A	Wake Forest	54 60	103	H	Saint Louis	48 62		
								66	H	IUPUI	62 71	118	A	Ole Miss	57 77		
								67	H	Minnesota	69 79	120	A	Fordham	61 58		
												121	A	Old Dominion	60 70		
												133	A	Duquesne	51 70		
												144	H	Iona	57 59		
												164	H	La Salle	61 56		
												165	H	Brown	85 72		
												183	A	George Mason	59 70		
												199	A	Campbell	66 53		
												203	H	UNCG	65 54		
												210	N	American	68 62		
												225	A	Richmond	57 55		
												225	H	Richmond	62 55		
												231	A	St. Bonaventure	77 60		
												237	A	Furman	75 61		
												284	H	Coppin St.	73 44		
												295	H	Massachusetts	55 52		
												304	H	Rhode Island	68 57		
LAST 12 Division I GAMES:																	
				231	A	St. Bonaventure	77 60					295	H	Massachusetts	55 52		
				102	H	Saint Joseph's	70 80					120	A	Fordham	61 58		
				133	A	Duquesne	51 70					304	H	Rhode Island	68 57		
				103	A	Saint Louis	72 77					183	A	George Mason	59 70		
				53	H	Dayton	48 68					102	A	Saint Joseph's	58 64		
				225	A	Richmond	57 55					103	H	Saint Louis	48 62		

Non-Div I Games:

VCU

■ Loss,
 ■ Non-Conf,
 ■ S Site,
 ■ H Home
 ■ A Away
 N Neutral

Valparaiso

Through Games Of Feb. 19, 2017

Average RPI Win:	274	WON-LOST	WINNING	LAST 10	STRENGTH OF	OPP. STRENGTH	TEAM	ADJ.	CONF.	ADJ CONF.
Average RPI Loss:	169	RECORD	PCT. RANK	GAMES	SCHEDULE	OF SCHEDULE	RPI	RPI	RPI	RPI
DIV. I ONLY	6- 19	306	3- 7	212	223	305	305	20	20	
DIV. I NON-CONF.	3- 6	230	0- 0	292	142	283	283	21	21	
TOTALS	RPI 1-25	RPI 26-50	W-L RECORDS	RPI 51-100	RPI 101-150	RPI 150+				
6- 19	0- 1	0- 3	OVERALL	0- 0	0- 4	6- 11				
4- 8	0- 0	0- 1	HOME	0- 0	0- 2	4- 5				
2- 11	0- 0	0- 0	AWAY	0- 0	0- 0	2- 0				
0- 0	0- 0	0- 0	NEUTRAL	0- 0	0- 0	0- 0				
3- 6	0- 1	0- 1	NON-CONFERENCE	0- 0	0- 1	3- 3				
2- 2	0- 0	0- 0	HOME	0- 0	0- 0	2- 2				
1- 4	0- 1	0- 1	AWAY	0- 0	0- 1	1- 1				
0- 0	0- 0	0- 0	NEUTRAL	0- 0	0- 0	0- 0				
3- 13	0- 0	0- 2	CONFERENCE	0- 0	0- 3	3- 8				
2- 6	0- 0	0- 1	HOME	0- 0	0- 2	2- 3				
1- 7	0- 0	0- 1	AWAY	0- 0	0- 1	1- 5				
0- 0	0- 0	0- 0	NEUTRAL	0- 0	0- 0	0- 0				

RPI 1-25			RPI 26-50			RPI 51-100			RPI 101+ Team's RPI: 305		
RPI	S	Opponent	Score	RPI	S	Opponent	Score	RPI	S	Opponent	Score
2	A	Notre Dame	54 114	29	A	Green Bay	35 56	115	A	Stetson	75 87
				29	H	Green Bay	36 75	136	A	Wright St.	48 63
				47	A	Indiana	58 87	136	H	Wright St.	52 65
								148	H	Milwaukee	74 85
								162	A	Oakland	63 104
								162	H	Oakland	60 98
								170	A	Detroit Mercy	60 85
								170	H	Detroit Mercy	57 55
								181	A	Cleveland St.	60 71
								181	H	Cleveland St.	62 66
								220	H	Bradley	56 67
								242	H	Liberty	70 68
								257	H	Evansville	65 70
								293	A	Northern Ky.	41 32
								293	H	Northern Ky.	55 70
								296	H	Eastern Ill.	73 68
								307	A	Illinois St.	56 77
								309	A	Youngstown St.	70 76
								309	H	Youngstown St.	77 60
								322	A	Ill.-Chicago	60 74
								335	A	Chicago St.	53 51
LAST 12 Division I GAMES:											
170	H	Detroit Mercy	57 55	322	A	Ill.-Chicago	60 74				
162	H	Oakland	60 98	136	H	Wright St.	52 65				
293	A	Northern Ky.	41 32	293	H	Northern Ky.	55 70				
136	A	Wright St.	48 63	29	A	Green Bay	35 56				
181	H	Cleveland St.	62 66	309	A	Youngstown St.	70 76				
309	H	Youngstown St.	77 60	181	A	Cleveland St.	60 71				

Non-Div I Games: Ind.-Kokomo 102 47 Grace (IN) 71 49

Valparaiso

Loss, Non-Conf, S Site, H Home A Away N Neutral

Average RPI Win:	160	WON-LOST	WINNING	LAST 10	STRENGTH OF	OPP. STRENGTH	TEAM	ADJ.	CONF.	ADJ CONF.
Average RPI Loss:	47	RECORD	PCT. RANK	GAMES	SCHEDULE	OF SCHEDULE	RPI	RPI	RPI	RPI
DIV. I ONLY	13- 14	181	3- 7	39	32	91	91	2	2	
DIV. I NON-CONF.	10- 3	54	0- 0	101	132	48	48	2	2	
TOTALS	RPI 1-25	RPI 26-50	W-L RECORDS	RPI 51-100	RPI 101-150	RPI 150+				
13- 14	1- 8	2- 2	OVERALL	1- 2	2- 2	7- 0				
9- 5	1- 3	2- 1	HOME	1- 1	2- 0	3- 0				
3- 9	0- 5	0- 1	AWAY	0- 1	0- 2	3- 0				
1- 0	0- 0	0- 0	NEUTRAL	0- 0	0- 0	1- 0				
10- 3	1- 1	1- 1	NON-CONFERENCE	1- 0	0- 1	7- 0				
6- 1	1- 1	1- 0	HOME	1- 0	0- 0	3- 0				
3- 2	0- 0	0- 1	AWAY	0- 0	0- 1	3- 0				
1- 0	0- 0	0- 0	NEUTRAL	0- 0	0- 0	1- 0				
3- 11	0- 7	1- 1	CONFERENCE	0- 2	2- 1	0- 0				
3- 4	0- 2	1- 1	HOME	0- 1	2- 0	0- 0				
0- 7	0- 5	0- 0	AWAY	0- 1	0- 1	0- 0				
0- 0	0- 0	0- 0	NEUTRAL	0- 0	0- 0	0- 0				

RPI	S	Opponent	Score	RPI	S	Opponent	Score	RPI	S	Opponent	Score	RPI	S	Opponent	Score
3	A	Mississippi St.	41 86	30	H	LSU	70 68	54	H	Drexel	73 63	118	H	Ole Miss	85 67
4	A	South Carolina	51 82	36	H	Auburn	59 64	81	H	Florida	73 93	131	H	Alabama	87 80
7	H	Duke	77 73	44	H	Tulane	74 63	87	A	Georgia	68 70	143	A	Arkansas	56 59
13	H	Louisville	66 78	47	A	Indiana	61 94					150	A	Memphis	59 75
15	A	Kentucky	63 71									192	A	ETSU	80 72
17	A	Tennessee	63 91									204	N	SIUE	73 63
17	H	Tennessee	57 70									212	H	Robert Morris	75 59
20	A	Texas A&M	72 77									234	A	UT Martin	79 77
22	H	Missouri	68 74									263	H	Tennessee Tech	89 57
												274	H	Kennesaw St.	86 54
												323	A	Air Force	75 49
LAST 12 Division I GAMES:															
118	H	Ole Miss	85 67	131	H	Alabama	87 80								
4	A	South Carolina	51 82	17	A	Tennessee	63 91								
30	H	LSU	70 68	143	A	Arkansas	56 59								
3	A	Mississippi St.	41 86	22	H	Missouri	68 74								
15	A	Kentucky	63 71	36	H	Auburn	59 64								
81	H	Florida	73 93	87	A	Georgia	68 70								

Non-Div I Games:

Vanderbilt

Average RPI Win: 265	WON-LOST	WINNING	LAST 10	STRENGTH OF	OPP. STRENGTH	TEAM	ADJ.	CONF.	ADJ CONF.
Average RPI Loss: 164	RECORD	PCT. RANK	GAMES	SCHEDULE	OF SCHEDULE	RPI	RPI	RPI	RPI
DIV. I ONLY	8- 18	273	4- 6	180	287	281	281	22	22
DIV. I NON-CONF.	3- 9	275	0- 0	177	326	304	304	22	22
TOTALS	RPI 1-25	RPI 26-50	W-L RECORDS	RPI 51-100	RPI 101-150	RPI 150+			
8- 18	0- 1	0- 1	OVERALL	0- 2	1- 4	7- 10			
7- 6	0- 0	0- 0	HOME	0- 1	1- 1	6- 4			
1- 12	0- 1	0- 1	AWAY	0- 1	0- 3	1- 6			
0- 0	0- 0	0- 0	NEUTRAL	0- 0	0- 0	0- 0			
3- 9	0- 1	0- 1	NON-CONFERENCE	0- 0	0- 2	3- 5			
3- 3	0- 0	0- 0	HOME	0- 0	0- 1	3- 2			
0- 6	0- 1	0- 1	AWAY	0- 0	0- 1	0- 3			
0- 0	0- 0	0- 0	NEUTRAL	0- 0	0- 0	0- 0			
5- 9	0- 0	0- 0	CONFERENCE	0- 2	1- 2	4- 5			
4- 3	0- 0	0- 0	HOME	0- 1	1- 0	3- 2			
1- 6	0- 0	0- 0	AWAY	0- 1	0- 2	1- 3			
0- 0	0- 0	0- 0	NEUTRAL	0- 0	0- 0	0- 0			

RPI 1-25				RPI 26-50				RPI 51-100				RPI 101+ Team's RPI: 281			
RPI	S	Opponent	Score	RPI	S	Opponent	Score	RPI	S	Opponent	Score	RPI	S	Opponent	Score
23	A	Temple	39 53	37	A	Michigan	56 78	73	A	New Hampshire	47 66	140	A	Albany (NY)	53 64
								73	H	New Hampshire	49 57	141	A	Maine	43 59
												141	H	Maine	55 52
												142	A	Yale	48 77
												148	H	Milwaukee	44 68
												162	A	Oakland	55 79
												165	H	Brown	50 62
												171	A	Hartford	55 68
												171	H	Hartford	76 70
												201	A	UMBC	66 69
												201	H	UMBC	52 64
												215	A	Binghamton	61 76
												215	H	Binghamton	55 64
												238	H	Dartmouth	59 54
												244	A	Howard	57 64
												255	H	Stony Brook	53 43
												282	H	Bryant	57 63
												312	H	Holy Cross	63 52
												315	H	NJIT	64 42
												316	A	Central Conn. St.	76 78
												344	A	UMass Lowell	61 46
												344	H	UMass Lowell	60 36
LAST 12 Division I GAMES:															
344	H	UMass Lowell	60 36	255	H	Stony Brook	53 43	140	A	Albany (NY)	53 64	344	A	UMass Lowell	61 46
201	H	UMBC	52 64	73	A	New Hampshire	47 66	73	H	New Hampshire	49 57	201	A	UMBC	66 69
215	A	Binghamton	61 76	171	H	Hartford	76 70	215	H	Binghamton	55 64				
141	A	Maine	43 59												

Non-Div I Games:

Vermont

■ Loss,
 ■ Non-Conf, S Site,
 ■ Home
 ■ Away
 N Neutral

Average RPI Win:	162	WON-LOST	WINNING	LAST 10	STRENGTH OF	OPP. STRENGTH	TEAM	ADJ.	CONF.	ADJ CONF.
Average RPI Loss:	43	RECORD	PCT. RANK	GAMES	SCHEDULE	OF SCHEDULE	RPI	RPI	RPI	RPI
DIV. I ONLY	16- 11	116	8- 2	41	66	55	55	7	7	
DIV. I NON-CONF.	5- 6	186	1- 0	6	33	67	67	7	7	
TOTALS	RPI 1-25	RPI 26-50	W-L RECORDS	RPI 51-100	RPI 101-150	RPI 150+				
16- 11	0- 6	0- 2	OVERALL	5- 1	1- 2	10- 0				
8- 5	0- 3	0- 2	HOME	2- 0	0- 0	6- 0				
7- 3	0- 2	0- 0	AWAY	2- 1	1- 0	4- 0				
1- 3	0- 1	0- 0	NEUTRAL	1- 0	0- 2	0- 0				
5- 6	0- 3	0- 1	NON-CONFERENCE	2- 0	1- 2	2- 0				
2- 2	0- 1	0- 1	HOME	0- 0	0- 0	2- 0				
2- 1	0- 1	0- 0	AWAY	1- 0	1- 0	0- 0				
1- 3	0- 1	0- 0	NEUTRAL	1- 0	0- 2	0- 0				
11- 5	0- 3	0- 1	CONFERENCE	3- 1	0- 0	8- 0				
6- 3	0- 2	0- 1	HOME	2- 0	0- 0	4- 0				
5- 2	0- 1	0- 0	AWAY	1- 1	0- 0	4- 0				
0- 0	0- 0	0- 0	NEUTRAL	0- 0	0- 0	0- 0				

RPI S	Opponent	Score	RPI S	Opponent	Score	RPI S	Opponent	Score	RPI S	Opponent	Score
3 N	Mississippi St.	62 108	40 H	Marquette	71 77	58 A	Georgetown	49 54	102 A	Saint Joseph's	62 54
7 A	Duke	50 68	48 H	George Washington	69 72	58 H	Georgetown	71 50	104 N	Troy	85 93
16 A	Creighton	46 60				72 A	St. John's (NY)	67 56	135 N	VCU	66 68
16 H	Creighton	44 47				72 H	St. John's (NY)	55 50	164 H	La Salle	52 49
19 H	DePaul	50 80				86 A	Penn	60 48	176 A	Providence	64 59
23 H	Temple	48 83				90 N	Purdue	58 44	176 H	Providence	61 43
									187 A	Xavier	72 47
									187 H	Xavier	76 71
									207 A	Seton Hall	87 52
									207 H	Seton Hall	69 52
									250 A	Butler	70 69
									250 H	Butler	61 58
									301 H	Lehigh	59 37
LAST 12 Division I GAMES:											
250 H	Butler	61 58	58 A	Georgetown	49 54						
187 H	Xavier	76 71	187 A	Xavier	72 47						
207 A	Seton Hall	87 52	250 A	Butler	70 69						
72 A	St. John's (NY)	67 56	86 A	Penn	60 48						
176 H	Providence	61 43	72 H	St. John's (NY)	55 50						
16 H	Creighton	44 47	207 H	Seton Hall	69 52						

Non-Div I Games:

Villanova

■ Loss,
■ Non-Conf, S Site,
■ Home
■ Away
N Neutral

Virginia

Through Games Of Feb. 19, 2017

Average RPI Win:	152	WON-LOST	WINNING	LAST 10	STRENGTH OF	OPP. STRENGTH	TEAM	ADJ.	CONF.	ADJ CONF.
Average RPI Loss:	51	RECORD	PCT. RANK	GAMES	SCHEDULE	OF SCHEDULE	RPI	RPI	RPI	RPI
DIV. I ONLY	18- 9	80	6- 4	77	27	45	45	3	3	
DIV. I NON-CONF.	11- 2	23	0- 0	266	73	80	80	4	4	
TOTALS	RPI 1-25	RPI 26-50	W-L RECORDS	RPI 51-100	RPI 101-150	RPI 150+				
18- 9	1- 4	0- 1	OVERALL	7- 2	1- 2	9- 0				
12- 2	1- 2	0- 0	HOME	5- 0	0- 0	6- 0				
5- 6	0- 2	0- 1	AWAY	2- 1	1- 2	2- 0				
1- 1	0- 0	0- 0	NEUTRAL	0- 1	0- 0	1- 0				
11- 2	0- 0	0- 0	NON-CONFERENCE	3- 2	0- 0	8- 0				
7- 0	0- 0	0- 0	HOME	2- 0	0- 0	5- 0				
3- 1	0- 0	0- 0	AWAY	1- 1	0- 0	2- 0				
1- 1	0- 0	0- 0	NEUTRAL	0- 1	0- 0	1- 0				
7- 7	1- 4	0- 1	CONFERENCE	4- 0	1- 2	1- 0				
5- 2	1- 2	0- 0	HOME	3- 0	0- 0	1- 0				
2- 5	0- 2	0- 1	AWAY	1- 0	1- 2	0- 0				
0- 0	0- 0	0- 0	NEUTRAL	0- 0	0- 0	0- 0				

RPI 1-25				RPI 26-50				Team's RPI: 45	RPI 51-100				RPI 101+			
RPI	S	Opponent	Score	RPI	S	Opponent	Score		RPI	S	Opponent	Score	RPI	S	Opponent	Score
2	A	Notre Dame	74 82	32	A	Syracuse	49 54		52	H	Georgia Tech	65 64	106	A	North Carolina	58 67
7	H	Duke	51 70						53	H	Dayton	66 56	108	A	Clemson	69 37
11	H	Florida St.	60 51						59	H	Wake Forest	60 57	146	A	Pittsburgh	54 62
13	H	Louisville	81 86						64	A	Northwestern	60 69	167	H	Boston College	62 55
18	A	Miami (FL)	52 63						72	N	St. John's (NY)	55 66	193	N	Nebraska	73 51
									76	H	Middle Tenn.	63 51	201	H	UMBC	56 30
									85	A	Virginia Tech	63 55	213	H	Rutgers	62 54
									85	H	Virginia Tech	76 27	225	A	Richmond	63 56
									87	A	Georgia	66 43	253	H	UMES	60 50
													259	A	Bowling Green	67 47
													284	H	Coppin St.	103 40
													322	H	Ill.-Chicago	76 39
LAST 12 Division I GAMES:																
85	A	Virginia Tech	63 55	2	A	Notre Dame	74 82									
11	H	Florida St.	60 51	85	H	Virginia Tech	76 27									
59	H	Wake Forest	60 57	146	A	Pittsburgh	54 62									
18	A	Miami (FL)	52 63	108	A	Clemson	69 37									
7	H	Duke	51 70	167	H	Boston College	62 55									
52	H	Georgia Tech	65 64	106	A	North Carolina	58 67									

Non-Div I Games:

Virginia

■ Loss,
■ Non-Conf, S Site,
■ Home
■ Away
N Neutral

Average RPI Win:	170	WON-LOST	WINNING	LAST 10	STRENGTH OF	OPP. STRENGTH	TEAM	ADJ.	CONF.	ADJ CONF.
Average RPI Loss:	37	RECORD	PCT. RANK	GAMES	SCHEDULE	OF SCHEDULE	RPI	RPI	RPI	RPI
DIV. I ONLY	16- 11	116	0- 10	58	55	85	85	3	3	
DIV. I NON-CONF.	13- 0	1	0- 0	246	201	41	41	4	4	
TOTALS	RPI 1-25	RPI 26-50	W-L RECORDS	RPI 51-100	RPI 101-150	RPI 150+				
16- 11	1- 5	1- 4	OVERALL	2- 1	4- 1	8- 0				
12- 5	1- 3	0- 2	HOME	2- 0	2- 0	7- 0				
4- 6	0- 0	1- 0	AWAY	0- 0	2- 0	1- 0				
0- 0	0- 0	0- 0	NEUTRAL	0- 0	0- 0	0- 0				
13- 0	1- 0	1- 0	NON-CONFERENCE	1- 0	2- 0	8- 0				
10- 0	1- 0	0- 0	HOME	1- 0	1- 0	7- 0				
3- 0	0- 0	1- 0	AWAY	0- 0	1- 0	1- 0				
0- 0	0- 0	0- 0	NEUTRAL	0- 0	0- 0	0- 0				
3- 11	0- 5	0- 4	CONFERENCE	1- 1	2- 1	0- 0				
2- 5	0- 3	0- 2	HOME	1- 0	1- 0	0- 0				
1- 6	0- 2	0- 2	AWAY	0- 1	1- 1	0- 0				
0- 0	0- 0	0- 0	NEUTRAL	0- 0	0- 0	0- 0				

RPI 1-25				RPI 26-50				RPI 51-100				Team's RPI: 85				RPI 101+			
RPI	S	Opponent	Score	RPI	S	Opponent	Score	RPI	S	Opponent	Score	RPI	S	Opponent	Score	RPI	S	Opponent	Score
2	H	Notre Dame	59 76	32	H	Syracuse	72 82	52	A	Georgia Tech	81 87	106	H	North Carolina	76 68				
7	A	Duke	59 84	36	A	Auburn	92 87	58	H	Georgetown	73 63	108	A	Clemson	78 69				
11	H	Florida St.	54 82	38	A	North Carolina St.	71 85	59	H	Wake Forest	72 70	113	A	UCF	67 64				
13	H	Louisville	70 88	45	A	Virginia	27 76					134	H	Radford	71 52				
17	H	Tennessee	67 63	45	H	Virginia	55 63					146	A	Pittsburgh	64 72				
18	A	Miami (FL)	75 82									193	H	Nebraska	76 67				
												194	A	Col. of Charleston	71 61				
												221	H	Presbyterian	67 36				
												246	H	UNC Asheville	71 52				
												259	H	Bowling Green	98 51				
												313	H	Gardner-Webb	76 42				
												316	H	Central Conn. St.	81 47				
												347	H	Delaware St.	88 48				
LAST 12 Division I GAMES:																			
				45	H	Virginia	55 63	32	H	Syracuse	72 82								
				146	A	Pittsburgh	64 72	45	A	Virginia	27 76								
				38	A	North Carolina St.	71 85	11	H	Florida St.	54 82								
				13	H	Louisville	70 88	7	A	Duke	59 84								
				52	A	Georgia Tech	81 87	59	H	Wake Forest	72 70								
				2	H	Notre Dame	59 76	18	A	Miami (FL)	75 82								

Non-Div I Games:

Virginia Tech

■ Loss,
 ■ Non-Conf,
 S Site,
 ■ Home
 ■ Away
 N Neutral

Average RPI Win:	308	WON-LOST	WINNING	LAST 10	STRENGTH OF	OPP. STRENGTH	TEAM	ADJ.	CONF.	ADJ CONF.
Average RPI Loss:	224	RECORD	PCT. RANK	GAMES	SCHEDULE	OF SCHEDULE	RPI	RPI	RPI	RPI
DIV. I ONLY	3- 22	337	3- 7	275	345	334	334	31	31	
DIV. I NON-CONF.	0- 10	335	0- 0	133	296	329	329	32	32	
TOTALS	RPI 1-25	RPI 26-50	W-L RECORDS	RPI 51-100	RPI 101-150	RPI 150+				
3- 22	0- 0	0- 0	OVERALL	0- 3	0- 3	3- 16				
1- 10	0- 0	0- 0	HOME	0- 1	0- 2	1- 7				
2- 12	0- 0	0- 0	AWAY	0- 2	0- 1	2- 9				
0- 0	0- 0	0- 0	NEUTRAL	0- 0	0- 0	0- 0				
0- 10	0- 0	0- 0	NON-CONFERENCE	0- 3	0- 3	0- 4				
0- 5	0- 0	0- 0	HOME	0- 1	0- 2	0- 2				
0- 5	0- 0	0- 0	AWAY	0- 2	0- 1	0- 2				
0- 0	0- 0	0- 0	NEUTRAL	0- 0	0- 0	0- 0				
3- 12	0- 0	0- 0	CONFERENCE	0- 0	0- 0	3- 12				
1- 5	0- 0	0- 0	HOME	0- 0	0- 0	1- 5				
2- 7	0- 0	0- 0	AWAY	0- 0	0- 0	2- 7				
0- 0	0- 0	0- 0	NEUTRAL	0- 0	0- 0	0- 0				

RPI 1-25			RPI 26-50			RPI 51-100				RPI 101+ Team's RPI: 334					
RPI	S	Opponent	Score	RPI	S	Opponent	Score	RPI	S	Opponent	Score	RPI	S	Opponent	Score
								72	A	St. John's (NY)	34 62	110	A	Princeton	44 107
								73	A	New Hampshire	40 73	140	H	Albany (NY)	50 75
								86	H	Penn	39 63	142	H	Yale	52 66
												157	A	Army West Point	40 85
												196	A	Sacred Heart	52 62
												196	H	Sacred Heart	56 70
												202	H	Towson	40 69
												212	A	Robert Morris	41 74
												212	H	Robert Morris	63 82
												256	A	Saint Francis (PA)	87 71
												256	H	Saint Francis (PA)	46 67
												282	A	Bryant	61 70
												287	A	Mt. St. Mary's	47 66
												315	A	NJIT	45 68
												316	A	Central Conn. St.	53 66
												316	H	Central Conn. St.	71 83
												324	A	St. Francis Brooklyn	50 63
												324	H	St. Francis Brooklyn	58 45
												337	A	LIU Brooklyn	64 69
												345	A	Fairleigh Dickinson	74 66
												345	H	Fairleigh Dickinson	53 59
												347	H	Delaware St.	49 61
LAST 12 Division I GAMES:															
				324	A	St. Francis Brooklyn	50 63					256	H	Saint Francis (PA)	46 67
				256	A	Saint Francis (PA)	87 71					337	A	LIU Brooklyn	64 69
				212	A	Robert Morris	41 74					196	A	Sacred Heart	52 62
				316	H	Central Conn. St.	71 83					282	A	Bryant	61 70
				345	A	Fairleigh Dickinson	74 66					212	H	Robert Morris	63 82
				324	H	St. Francis Brooklyn	58 45					196	H	Sacred Heart	56 70

Non-Div I Games: Staten Island 62 60

Wagner

■ Loss,
 ■ Non-Conf,
 ■ S Site,
 ■ H Home
 ■ A Away
 N Neutral

Wake Forest

Through Games Of Feb. 19, 2017

Average RPI Win:	149	WON-LOST	WINNING	LAST 10	STRENGTH OF	OPP. STRENGTH	TEAM	ADJ.	CONF.	ADJ CONF.
Average RPI Loss:	52	RECORD	PCT. RANK	GAMES	SCHEDULE	OF SCHEDULE	RPI	RPI	RPI	RPI
DIV. I ONLY	15- 12	142	5- 5	42	38	59	59	3	3	
DIV. I NON-CONF.	9- 4	85	0- 0	151	81	85	85	4	4	
TOTALS	RPI 1-25	RPI 26-50	W-L RECORDS	RPI 51-100	RPI 101-150	RPI 150+				
15- 12	1- 5	1- 4	OVERALL	1- 1	5- 1	7- 1				
11- 4	0- 2	0- 1	HOME	1- 0	4- 1	6- 0				
4- 8	1- 3	1- 3	AWAY	0- 1	1- 0	1- 1				
0- 0	0- 0	0- 0	NEUTRAL	0- 0	0- 0	0- 0				
9- 4	1- 0	0- 2	NON-CONFERENCE	0- 0	2- 1	6- 1				
7- 1	0- 0	0- 0	HOME	0- 0	2- 1	5- 0				
2- 3	1- 0	0- 2	AWAY	0- 0	0- 0	1- 1				
0- 0	0- 0	0- 0	NEUTRAL	0- 0	0- 0	0- 0				
6- 8	0- 5	1- 2	CONFERENCE	1- 1	3- 0	1- 0				
4- 3	0- 2	0- 1	HOME	1- 0	2- 0	1- 0				
2- 5	0- 3	1- 1	AWAY	0- 1	1- 0	0- 0				
0- 0	0- 0	0- 0	NEUTRAL	0- 0	0- 0	0- 0				

RPI 1-25				RPI 26-50				RPI 51-100				RPI 101+			
RPI	S	Opponent	Score	RPI	S	Opponent	Score	RPI	S	Opponent	Score	RPI	S	Opponent	Score
2	A	Notre Dame	72 92	30	A	LSU	57 60	52	H	Georgia Tech	70 65	106	A	North Carolina	80 77
7	A	Duke	43 71	38	A	North Carolina St.	89 77	85	A	Virginia Tech	70 72	108	H	Clemson	68 56
7	H	Duke	53 79	38	H	North Carolina St.	50 65					117	H	Navy	75 65
11	A	Florida St.	60 102	39	A	James Madison	76 83					134	H	Radford	60 68
18	H	Miami (FL)	56 79	45	A	Virginia	57 60					135	H	VCU	60 54
25	A	Elon	78 68									146	H	Pittsburgh	57 48
												167	H	Boston College	71 55
												187	H	Xavier	58 45
												188	A	Illinois	79 70
												207	A	Seton Hall	63 70
												213	H	Rutgers	55 43
												228	H	Samford	51 40
												237	H	Furman	59 52
												285	H	Eastern Mich.	89 61
LAST 12 Division I GAMES:															
38	A	North Carolina St.	89 77	7	A	Duke	43 71								
7	H	Duke	53 79	167	H	Boston College	71 55								
45	A	Virginia	57 60	52	H	Georgia Tech	70 65								
11	A	Florida St.	60 102	106	A	North Carolina	80 77								
146	H	Pittsburgh	57 48	85	A	Virginia Tech	70 72								
18	H	Miami (FL)	56 79	108	H	Clemson	68 56								

Non-Div I Games:

Wake Forest

■ Loss,
 ■ Non-Conf,
 ■ S Site,
 ■ H Home
 ■ A Away
 N Neutral

Washington

Through Games Of Feb. 19, 2017

Average RPI Win:	106	WON-LOST	WINNING	LAST 10	STRENGTH OF	OPP. STRENGTH	TEAM	ADJ.	CONF.	ADJ CONF.
Average RPI Loss:	7	RECORD	PCT. RANK	GAMES	SCHEDULE	OF SCHEDULE	RPI	RPI	RPI	RPI
DIV. I ONLY	25- 4	7	5- 3	26	17	6	6	1	1	
DIV. I NON-CONF.	12- 1	7	0- 1	45	97	6	6	1	1	
TOTALS	RPI 1-25	RPI 26-50	W-L RECORDS	RPI 51-100	RPI 101-150	RPI 150+				
25- 4	2- 4	3- 0	OVERALL	10- 0	4- 0	6- 0				
14- 1	2- 1	1- 0	HOME	5- 0	3- 0	3- 0				
11- 3	0- 3	2- 0	AWAY	5- 0	1- 0	3- 0				
0- 0	0- 0	0- 0	NEUTRAL	0- 0	0- 0	0- 0				
12- 1	1- 1	0- 0	NON-CONFERENCE	3- 0	2- 0	6- 0				
8- 0	1- 0	0- 0	HOME	2- 0	2- 0	3- 0				
4- 1	0- 1	0- 0	AWAY	1- 0	0- 0	3- 0				
0- 0	0- 0	0- 0	NEUTRAL	0- 0	0- 0	0- 0				
13- 3	1- 3	3- 0	CONFERENCE	7- 0	2- 0	0- 0				
6- 1	1- 1	1- 0	HOME	3- 0	1- 0	0- 0				
7- 2	0- 2	2- 0	AWAY	4- 0	1- 0	0- 0				
0- 0	0- 0	0- 0	NEUTRAL	0- 0	0- 0	0- 0				

RPI	S	Opponent	Score	RPI	S	Opponent	Score	RPI	S	Opponent	Score	RPI	S	Opponent	Score
2	A	Notre Dame	60 71	28	A	Arizona St.	65 54	51	H	Colorado St.	101 68	111	A	Arizona	90 73
5	A	Oregon St.	70 73	28	H	Arizona St.	70 57	62	A	Southern California	87 74	111	H	Arizona	91 55
10	H	Stanford	68 72	31	A	Oregon	99 77	62	H	Southern California	77 67	124	H	Idaho	105 53
12	A	UCLA	79 90					70	H	California	90 67	132	H	Eastern Wash.	100 52
12	H	UCLA	82 70					71	H	Boise St.	92 66	169	H	CSUN	101 44
22	H	Missouri	79 66					75	A	Utah	82 53	174	H	Fresno St.	85 54
								79	A	Colorado	79 75	214	A	Seattle U	94 64
								92	A	BYU	82 70	218	A	Grand Canyon	101 66
								95	A	Washington St.	87 44	258	A	Portland	83 53
								95	H	Washington St.	94 63	277	H	Savannah St.	87 36
LAST 12 Division I GAMES:															
2	A	Notre Dame	60 71	75	A	Utah	82 53								
62	A	Southern California	87 74	10	H	Stanford	68 72								
12	A	UCLA	79 90	70	H	California	90 67								
28	H	Arizona St.	70 57	95	A	Washington St.	87 44								
111	H	Arizona	91 55	28	A	Arizona St.	65 54								
79	A	Colorado	79 75	111	A	Arizona	90 73								

Non-Div I Games:

Washington

■ Loss,
■ Non-Conf, S Site,
■ Home
■ Away
N Neutral

Average RPI Win:	114	WON-LOST	WINNING	LAST 10	STRENGTH OF	OPP. STRENGTH	TEAM	ADJ.	CONF.	ADJ CONF.
Average RPI Loss:	48	RECORD	PCT. RANK	GAMES	SCHEDULE	OF SCHEDULE	RPI	RPI	RPI	RPI
DIV. I ONLY	10- 17	247	2- 8	5	11	95	95	1	1	
DIV. I NON-CONF.	5- 6	186	0- 0	21	87	113	113	1	1	
TOTALS	RPI 1-25	RPI 26-50	W-L RECORDS	RPI 51-100	RPI 101-150	RPI 150+				
10- 17	1- 7	1- 2	OVERALL	3- 5	2- 3	3- 0				
7- 6	1- 2	0- 1	HOME	2- 2	2- 1	2- 0				
2- 10	0- 4	1- 1	AWAY	1- 3	0- 2	0- 0				
1- 1	0- 1	0- 0	NEUTRAL	0- 0	0- 0	1- 0				
5- 6	0- 2	0- 0	NON-CONFERENCE	0- 3	2- 1	3- 0				
4- 2	0- 0	0- 0	HOME	0- 2	2- 0	2- 0				
0- 3	0- 1	0- 0	AWAY	0- 1	0- 1	0- 0				
1- 1	0- 1	0- 0	NEUTRAL	0- 0	0- 0	1- 0				
5- 11	1- 5	1- 2	CONFERENCE	3- 2	0- 2	0- 0				
3- 4	1- 2	0- 1	HOME	2- 0	0- 1	0- 0				
2- 7	0- 3	1- 1	AWAY	1- 2	0- 1	0- 0				
0- 0	0- 0	0- 0	NEUTRAL	0- 0	0- 0	0- 0				

RPI 1-25				RPI 26-50				RPI 51-100 Team's RPI: 95				RPI 101+			
RPI	S	Opponent	Score	RPI	S	Opponent	Score	RPI	S	Opponent	Score	RPI	S	Opponent	Score
5	A	Oregon St.	58 80	28	A	Arizona St.	49 68	62	A	Southern California	64 80	103	A	Saint Louis	70 73
6	A	Washington	63 94	28	H	Arizona St.	58 61	62	H	Southern California	74 57	111	A	Arizona	55 56
6	H	Washington	44 87	31	A	Oregon	75 59	69	H	Oklahoma St.	72 79	111	H	Arizona	62 70
10	H	Stanford	54 76					70	H	California	84 79	127	H	St. Mary's (CA)	85 69
12	A	UCLA	48 67					71	H	Boise St.	73 77	145	H	San Francisco	73 35
12	H	UCLA	82 73					75	A	Utah	61 55	193	N	Nebraska	79 65
15	A	Kentucky	67 69					77	A	Gonzaga	61 79	198	H	Loyola Marymount	92 45
21	N	Maryland	69 79					79	A	Colorado	58 70	229	H	San Diego	83 73
LAST 12 Division I GAMES:															
12	A	UCLA	48 67	70	H	California	84 79								
62	A	Southern California	64 80	10	H	Stanford	54 76								
111	H	Arizona	62 70	6	H	Washington	44 87								
28	H	Arizona St.	58 61	111	A	Arizona	55 56								
75	A	Utah	61 55	28	A	Arizona St.	49 68								
79	A	Colorado	58 70	62	H	Southern California	74 57								

Non-Div I Games:

Washington St.

■ Loss,
 ■ Non-Conf,
 ■ S Site,
 ■ H Home
 ■ A Away
 N Neutral

Average RPI Win:	279	WON-LOST	WINNING	LAST 10	STRENGTH OF	OPP. STRENGTH	TEAM	ADJ.	CONF.	ADJ CONF.
Average RPI Loss:	124	RECORD	PCT. RANK	GAMES	SCHEDULE	OF SCHEDULE	RPI	RPI	RPI	RPI
DIV. I ONLY	10- 13	215	4- 6	213	240	216	216	19	19	
DIV. I NON-CONF.	4- 5	198	0- 0	307	219	236	236	18	18	
TOTALS	RPI 1-25	RPI 26-50	W-L RECORDS	RPI 51-100	RPI 101-150	RPI 150+				
10- 13	0- 0	0- 0	OVERALL	0- 3	0- 7	10- 3				
5- 5	0- 0	0- 0	HOME	0- 1	0- 2	5- 2				
5- 7	0- 0	0- 0	AWAY	0- 2	0- 4	5- 1				
0- 1	0- 0	0- 0	NEUTRAL	0- 0	0- 1	0- 0				
4- 5	0- 0	0- 0	NON-CONFERENCE	0- 2	0- 1	4- 2				
1- 2	0- 0	0- 0	HOME	0- 0	0- 0	1- 2				
3- 2	0- 0	0- 0	AWAY	0- 2	0- 0	3- 0				
0- 1	0- 0	0- 0	NEUTRAL	0- 0	0- 1	0- 0				
6- 8	0- 0	0- 0	CONFERENCE	0- 1	0- 6	6- 1				
4- 3	0- 0	0- 0	HOME	0- 1	0- 2	4- 0				
2- 5	0- 0	0- 0	AWAY	0- 0	0- 4	2- 1				
0- 0	0- 0	0- 0	NEUTRAL	0- 0	0- 0	0- 0				

RPI 1-25			RPI 26-50			RPI 51-100			RPI 101+ Team's RPI: 216		
RPI	S	Opponent	Score	RPI	S	Opponent	Score	RPI	S	Opponent	Score
								75	A	Utah	52 71
								83	H	Montana St.	68 83
								92	A	BYU	64 73
								115	N	Stetson	68 70
								123	A	North Dakota	67 83
								123	H	North Dakota	65 70
								124	A	Idaho	77 95
								126	A	Northern Colo.	62 86
								126	H	Northern Colo.	79 88
								132	A	Eastern Wash.	85 99
								152	A	Idaho St.	52 57
								152	H	Idaho St.	50 43
								169	H	CSUN	78 89
								174	H	Fresno St.	57 60
								232	H	Portland St.	85 75
								258	H	Portland	76 37
								279	H	Sacramento St.	66 60
								283	A	FIU	64 61
								294	A	Southern Utah	73 68
								306	A	Northern Ariz.	75 64
								323	A	Air Force	76 61
								330	H	Montana	74 58
								331	A	Utah Valley	64 61
LAST 12 Division I GAMES:											
123	A	North Dakota	67 83	152	A	Idaho St.	52 57				
126	A	Northern Colo.	62 86	126	H	Northern Colo.	79 88				
232	H	Portland St.	85 75	123	H	North Dakota	65 70				
279	H	Sacramento St.	66 60	132	A	Eastern Wash.	85 99				
306	A	Northern Ariz.	75 64	124	A	Idaho	77 95				
294	A	Southern Utah	73 68	152	H	Idaho St.	50 43				

Non-Div I Games: Cal St. San B'dino 75 69 Westminster (UT) 81 68

Weber St.

Loss, Non-Conf, S Site, H Home A Away N Neutral

Average RPI Win:	181	WON-LOST	WINNING	LAST 10	STRENGTH OF	OPP. STRENGTH	TEAM	ADJ.	CONF.	ADJ CONF.
Average RPI Loss:	33	RECORD	PCT. RANK	GAMES	SCHEDULE	OF SCHEDULE	RPI	RPI	RPI	RPI
DIV. I ONLY	18- 9	80	4- 6	65	59	56	56	4	4	
DIV. I NON-CONF.	12- 0	1	0- 0	288	312	59	59	3	3	
TOTALS	RPI 1-25	RPI 26-50	W-L RECORDS	RPI 51-100	RPI 101-150	RPI 150+				
18- 9	2- 6	1- 0	OVERALL	2- 3	2- 0	11- 0				
13- 3	2- 2	0- 0	HOME	2- 1	1- 0	8- 0				
2- 6	0- 4	0- 0	AWAY	0- 2	1- 0	1- 0				
3- 0	0- 0	1- 0	NEUTRAL	0- 0	0- 0	2- 0				
12- 0	0- 0	1- 0	NON-CONFERENCE	0- 0	1- 0	10- 0				
9- 0	0- 0	0- 0	HOME	0- 0	1- 0	8- 0				
0- 0	0- 0	0- 0	AWAY	0- 0	0- 0	0- 0				
3- 0	0- 0	1- 0	NEUTRAL	0- 0	0- 0	2- 0				
6- 9	2- 6	0- 0	CONFERENCE	2- 3	1- 0	1- 0				
4- 3	2- 2	0- 0	HOME	2- 1	0- 0	0- 0				
2- 6	0- 4	0- 0	AWAY	0- 2	1- 0	1- 0				
0- 0	0- 0	0- 0	NEUTRAL	0- 0	0- 0	0- 0				

RPI 1-25				RPI 26-50				RPI 51-100				RPI 101+			
RPI	S	Opponent	Score	RPI	S	Opponent	Score	RPI	S	Opponent	Score	RPI	S	Opponent	Score
8	A	Texas	54 69	36	N	Auburn	56 52	65	A	Iowa St.	53 68	118	H	Ole Miss	66 61
8	H	Texas	63 73					65	H	Iowa St.	55 80	137	A	TCU	83 61
9	A	Baylor	73 79					69	H	Oklahoma St.	79 53	153	A	Kansas	62 51
9	H	Baylor	56 91					98	A	Texas Tech	66 75	158	N	East Carolina	79 47
14	A	Oklahoma	87 90					98	H	Texas Tech	89 79	182	H	Morehead St.	94 53
14	H	Oklahoma	83 73									244	H	Howard	95 49
24	A	Kansas St.	71 86									251	H	Charleston So.	88 38
24	H	Kansas St.	66 59									270	H	High Point	82 59
												280	N	N.C. A&T	80 64
												284	H	Coppin St.	69 39
												287	H	Mt. St. Mary's	77 45
												318	H	USC Upstate	91 33
												338	H	Longwood	107 40
LAST 12 Division I GAMES:															
65	A	Iowa St.	53 68	98	H	Texas Tech	89 79								
24	H	Kansas St.	66 59	9	A	Baylor	73 79								
69	H	Oklahoma St.	79 53	153	A	Kansas	62 51								
14	A	Oklahoma	87 90	8	H	Texas	63 73								
65	H	Iowa St.	55 80	98	A	Texas Tech	66 75								
8	A	Texas	54 69	14	H	Oklahoma	83 73								

WON-LOST				STRENGTH OF		OPP. STRENGTH		TEAM		CONF.		ADJ CONF.	
Average RPI Win:	277	WON-LOST	WINNING	LAST 10	SCHEDULE	OF SCHEDULE	RPI	ADJ. RPI	RPI	RPI	RPI	RPI	RPI
Average RPI Loss:	168	RECORD	PCT. RANK	GAMES									
DIV. I ONLY	6- 21	310	2- 8	161	274	290	290	17	17				
DIV. I NON-CONF.	4- 10	259	0- 0	178	313	257	257	20	20				
TOTALS	RPI 1-25	RPI 26-50	W-L RECORDS	RPI 51-100	RPI 101-150	RPI 150+							
6- 21	0- 1	0- 0	OVERALL	0- 5	0- 4	6- 11							
4- 7	0- 0	0- 0	HOME	0- 2	0- 0	4- 5							
2- 12	0- 1	0- 0	AWAY	0- 3	0- 2	2- 6							
0- 2	0- 0	0- 0	NEUTRAL	0- 0	0- 2	0- 0							
4- 10	0- 1	0- 0	NON-CONFERENCE	0- 1	0- 4	4- 4							
2- 3	0- 0	0- 0	HOME	0- 0	0- 0	2- 3							
2- 5	0- 1	0- 0	AWAY	0- 1	0- 2	2- 1							
0- 2	0- 0	0- 0	NEUTRAL	0- 0	0- 2	0- 0							
2- 11	0- 0	0- 0	CONFERENCE	0- 4	0- 0	2- 7							
2- 4	0- 0	0- 0	HOME	0- 2	0- 0	2- 2							
0- 7	0- 0	0- 0	AWAY	0- 2	0- 0	0- 5							
0- 0	0- 0	0- 0	NEUTRAL	0- 0	0- 0	0- 0							

RPI 1-25				RPI 26-50				RPI 51-100				RPI 101+				Team's RPI: 290	
RPI	S	Opponent	Score	RPI	S	Opponent	Score	RPI	S	Opponent	Score	RPI	S	Opponent	Score		
11	A	Florida St.	41 90					87	A	Georgia	43 78	108	A	Clemson	63 78		
								89	A	Chattanooga	46 67	133	N	Duquesne	50 65		
								89	H	Chattanooga	48 60	134	A	Radford	39 67		
								94	A	Mercer	53 84	145	N	San Francisco	52 73		
								94	H	Mercer	57 59	192	A	ETSU	57 76		
												192	H	ETSU	55 72		
												199	H	Campbell	48 50		
												203	A	UNCG	45 62		
												228	A	Samford	50 51		
												228	H	Samford	42 49		
												234	H	UT Martin	72 84		
												237	A	Furman	44 73		
												237	H	Furman	75 72		
												246	A	UNC Asheville	53 62		
												251	H	Charleston So.	58 53		
												265	A	Wofford	59 68		
												265	H	Wofford	69 66		
												270	H	High Point	73 64		
												298	A	Eastern Ky.	72 61		
												313	H	Gardner-Webb	60 68		
												339	A	Florida A&M	62 61		
LAST 12 Division I GAMES:																	
				89	H	Chattanooga	48 60	203	A	UNCG	45 62						
				192	H	ETSU	55 72	192	A	ETSU	57 76						
				228	A	Samford	50 51	89	A	Chattanooga	46 67						
				94	A	Mercer	53 84	94	H	Mercer	57 59						
				265	H	Wofford	69 66	228	H	Samford	42 49						
				237	H	Furman	75 72	237	A	Furman	44 73						

Non-Div I Games:	North Greenville	95	48
------------------	------------------	----	----

Western Caro.

Loss, Non-Conf, S Site, H Home A Away N Neutral

Average RPI Win:	224	WON-LOST	WINNING	LAST 10	STRENGTH OF	OPP. STRENGTH	TEAM	ADJ.	CONF.	ADJ CONF.
Average RPI Loss:	63	RECORD	PCT. RANK	GAMES	SCHEDULE	OF SCHEDULE	RPI	RPI	RPI	RPI
DIV. I ONLY	19- 6	41	8- 2	234	130	78	78	11	11	
DIV. I NON-CONF.	8- 3	67	0- 0	271	199	93	93	9	9	
TOTALS	RPI 1-25	RPI 26-50	W-L RECORDS	RPI 51-100	RPI 101-150	RPI 150+				
19- 6	0- 1	1- 2	OVERALL	2- 2	2- 1	14- 0				
9- 1	0- 0	1- 0	HOME	1- 1	1- 0	6- 0				
10- 5	0- 0	0- 0	AWAY	1- 0	1- 0	8- 0				
0- 0	0- 0	0- 0	NEUTRAL	0- 0	0- 0	0- 0				
8- 3	0- 1	0- 1	NON-CONFERENCE	1- 0	0- 1	7- 0				
4- 0	0- 0	0- 0	HOME	1- 0	0- 0	3- 0				
4- 3	0- 1	0- 1	AWAY	0- 0	0- 1	4- 0				
0- 0	0- 0	0- 0	NEUTRAL	0- 0	0- 0	0- 0				
11- 3	0- 0	1- 1	CONFERENCE	1- 2	2- 0	7- 0				
5- 1	0- 0	1- 0	HOME	0- 1	1- 0	3- 0				
6- 2	0- 0	0- 1	AWAY	1- 1	1- 0	4- 0				
0- 0	0- 0	0- 0	NEUTRAL	0- 0	0- 0	0- 0				

RPI 1-25				RPI 26-50				RPI 51-100 Team's RPI: 78				RPI 101+			
RPI	S	Opponent	Score	RPI	S	Opponent	Score	RPI	S	Opponent	Score	RPI	S	Opponent	Score
22	A	Missouri	68 71	33	A	South Dakota St.	58 73	63	A	South Dakota	86 78	147	A	Oral Roberts	76 62
				33	H	South Dakota St.	83 77	66	A	IUPUI	52 66	147	H	Oral Roberts	76 72
				40	A	Marquette	61 77	66	H	IUPUI	72 76	148	A	Milwaukee	68 76
								82	H	Northern Ill.	83 79	151	A	Omaha	78 74
												151	H	Omaha	80 63
												204	A	SIUE	76 74
												220	H	Bradley	91 77
												278	A	Southeast Mo. St.	100 87
												289	A	North Dakota St.	87 60
												289	H	North Dakota St.	110 81
												296	H	Eastern Ill.	83 62
												307	H	Illinois St.	80 50
												311	A	Denver	80 68
												311	H	Denver	87 62
												317	A	UMKC	78 65
												321	A	Fort Wayne	75 53
												335	A	Chicago St.	54 50
LAST 12 Division I GAMES:															
				33	H	South Dakota St.	83 77	66	H	IUPUI	72 76				
				311	A	Denver	80 68	33	A	South Dakota St.	58 73				
				289	A	North Dakota St.	87 60	289	H	North Dakota St.	110 81				
				151	H	Omaha	80 63	151	A	Omaha	78 74				
				147	A	Oral Roberts	76 62	147	H	Oral Roberts	76 72				
				63	A	South Dakota	86 78	311	H	Denver	87 62				

Non-Div I Games: Graceland (IA) 118 40 Monmouth (IL) 113 29

Western Ill.

Loss, Non-Conf, S Site, H Home A Away N Neutral

Average RPI Win:	201	WON-LOST	WINNING	LAST 10	STRENGTH OF	OPP. STRENGTH	TEAM	ADJ.	CONF.	ADJ CONF.
Average RPI Loss:	82	RECORD	PCT. RANK	GAMES	SCHEDULE	OF SCHEDULE	RPI	RPI	RPI	RPI
DIV. I ONLY	20- 6	33	6- 0	150	117	57	57	15	15	
DIV. I NON-CONF.	8- 4	97	1- 0	143	103	97	97	16	16	
TOTALS	RPI 1-25	RPI 26-50	W-L RECORDS	RPI 51-100	RPI 101-150	RPI 150+				
20- 6	0- 2	1- 1	OVERALL	3- 0	3- 2	13- 1				
12- 1	0- 0	1- 0	HOME	1- 0	2- 1	8- 0				
7- 3	0- 1	0- 0	AWAY	1- 0	1- 1	5- 1				
1- 2	0- 1	0- 1	NEUTRAL	1- 0	0- 0	0- 0				
8- 4	0- 2	1- 1	NON-CONFERENCE	1- 0	1- 1	5- 0				
5- 1	0- 0	1- 0	HOME	0- 0	1- 1	3- 0				
2- 1	0- 1	0- 0	AWAY	0- 0	0- 0	2- 0				
1- 2	0- 1	0- 1	NEUTRAL	1- 0	0- 0	0- 0				
12- 2	0- 0	0- 0	CONFERENCE	2- 0	2- 1	8- 1				
7- 0	0- 0	0- 0	HOME	1- 0	1- 0	5- 0				
5- 2	0- 0	0- 0	AWAY	1- 0	1- 1	3- 1				
0- 0	0- 0	0- 0	NEUTRAL	0- 0	0- 0	0- 0				

RPI S	Opponent	Score	RPI S	Opponent	Score	RPI S	Opponent	Score	RPI S	Opponent	Score
13 A	Louisville	61 68	47 H	Indiana	85 74	76 A	Middle Tenn.	82 75	105 H	UT Arlington	68 71
19 N	DePaul	69 77	48 N	George Washington	49 68	76 H	Middle Tenn.	66 51	114 A	Charlotte	85 89
						99 N	Kent St.	79 73	121 A	Old Dominion	67 62
									125 H	Southern Miss.	79 53
									129 H	Ball St.	68 61
									161 H	Louisiana Tech	67 58
									185 A	UAB	62 52
									185 H	UAB	60 48
									190 A	UTSA	77 80
									194 H	Col. of Charleston	89 76
									254 A	Marshall	78 64
									254 H	Marshall	73 57
									272 A	Austin Peay	85 65
									283 H	FIU	90 38
									291 H	Lipscomb	87 35
									298 A	Eastern Ky.	90 63
									302 A	UTEP	71 54
									328 H	Fla. Atlantic	76 55
									349 H	Alabama A&M	96 32
LAST 12 Division I GAMES:											
99 N	Kent St.	79 73	190 A	UTSA	77 80						
185 A	UAB	62 52	302 A	UTEP	71 54						
76 A	Middle Tenn.	82 75	254 H	Marshall	73 57						
254 A	Marshall	78 64	76 H	Middle Tenn.	66 51						
125 H	Southern Miss.	79 53	185 H	UAB	60 48						
161 H	Louisiana Tech	67 58	121 A	Old Dominion	67 62						

Non-Div I Games:

Western Ky.

Average RPI Win:	269	WON-LOST	WINNING	LAST 10	STRENGTH OF	OPP. STRENGTH	TEAM	ADJ.	CONF.	ADJ CONF.
Average RPI Loss:	72	RECORD	PCT. RANK	GAMES	SCHEDULE	OF SCHEDULE	RPI	RPI	RPI	RPI
DIV. I ONLY	16- 9	101	4- 6	323	112	175	175	10	10	
DIV. I NON-CONF.	9- 2	37	0- 0	349	152	185	185	11	11	
TOTALS	RPI 1-25	RPI 26-50	W-L RECORDS	RPI 51-100	RPI 101-150	RPI 150+				
16- 9	0- 0	0- 4	OVERALL	0- 4	0- 1	16- 0				
7- 4	0- 0	0- 1	HOME	0- 3	0- 0	7- 0				
8- 5	0- 0	0- 0	AWAY	0- 1	0- 0	8- 0				
1- 0	0- 0	0- 0	NEUTRAL	0- 0	0- 0	1- 0				
9- 2	0- 0	0- 2	NON-CONFERENCE	0- 0	0- 0	9- 0				
4- 1	0- 0	0- 1	HOME	0- 0	0- 0	4- 0				
4- 1	0- 0	0- 1	AWAY	0- 0	0- 0	4- 0				
1- 0	0- 0	0- 0	NEUTRAL	0- 0	0- 0	1- 0				
7- 7	0- 0	0- 2	CONFERENCE	0- 4	0- 1	7- 0				
3- 3	0- 0	0- 0	HOME	0- 3	0- 0	3- 0				
4- 4	0- 0	0- 2	AWAY	0- 1	0- 1	4- 0				
0- 0	0- 0	0- 0	NEUTRAL	0- 0	0- 0	0- 0				

RPI S	Opponent	Score	RPI S	Opponent	Score	RPI S	Opponent	Score	RPI S	Opponent	Score	Team's RPI: 175
37	A Michigan	40 66	80	H Buffalo	47 62	129	A Ball St.	56 61				
41	A Central Mich.	83 94	82	A Northern Ill.	62 67	170	A Detroit Mercy	75 65				
42	H Michigan St.	64 68	84	H Toledo	66 72	220	H Bradley	83 64				
50	A Ohio	67 80	99	H Kent St.	67 71	223	A Akron	73 57				
						223	H Akron	73 60				
						235	A Miami (OH)	85 60				
						259	A Bowling Green	74 53				
						259	H Bowling Green	75 58				
						275	H Davidson	76 63				
						285	A Eastern Mich.	76 67				
						285	H Eastern Mich.	70 60				
						289	A North Dakota St.	68 63				
						298	N Eastern Ky.	74 59				
						314	H Loyola Chicago	65 53				
						317	A UMKC	66 54				
						321	H Fort Wayne	61 35				
						335	A Chicago St.	64 51				
LAST 12 Division I GAMES:												
285	H Eastern Mich.	70 60	50	A Ohio	67 80							
259	A Bowling Green	74 53	223	A Akron	73 57							
41	A Central Mich.	83 94	99	H Kent St.	67 71							
84	H Toledo	66 72	285	A Eastern Mich.	76 67							
82	A Northern Ill.	62 67	259	H Bowling Green	75 58							
80	H Buffalo	47 62	129	A Ball St.	56 61							

Non-Div I Games:

Western Mich.

■ Loss,
■ Non-Conf,
■ S Site,
■ H Home
■ A Away
N Neutral

Average RPI Win:	226	WON-LOST	WINNING	LAST 10	STRENGTH OF	OPP. STRENGTH	TEAM	ADJ.	CONF.	ADJ CONF.
Average RPI Loss:	128	RECORD	PCT. RANK	GAMES	SCHEDULE	OF SCHEDULE	RPI	RPI	RPI	RPI
DIV. I ONLY	12- 13	186	7- 3	191	119	197	197	16	16	
DIV. I NON-CONF.	5- 6	186	0- 0	94	46	175	175	14	14	
TOTALS	RPI 1-25	RPI 26-50	W-L RECORDS	RPI 51-100	RPI 101-150	RPI 150+				
12- 13	1- 2	0- 2	OVERALL	1- 2	0- 1	10- 6				
7- 6	1- 0	0- 2	HOME	1- 1	0- 0	5- 3				
4- 5	0- 1	0- 0	AWAY	0- 0	0- 1	4- 3				
1- 2	0- 1	0- 0	NEUTRAL	0- 1	0- 0	1- 0				
5- 6	1- 2	0- 1	NON-CONFERENCE	1- 1	0- 1	3- 1				
4- 2	1- 0	0- 1	HOME	1- 0	0- 0	2- 1				
0- 2	0- 1	0- 0	AWAY	0- 0	0- 1	0- 0				
1- 2	0- 1	0- 0	NEUTRAL	0- 1	0- 0	1- 0				
7- 7	0- 0	0- 1	CONFERENCE	0- 1	0- 0	7- 5				
3- 4	0- 0	0- 1	HOME	0- 1	0- 0	3- 2				
4- 3	0- 0	0- 0	AWAY	0- 0	0- 0	4- 3				
0- 0	0- 0	0- 0	NEUTRAL	0- 0	0- 0	0- 0				

RPI 1-25				RPI 26-50				RPI 51-100				RPI 101+ Team's RPI: 197			
RPI	S	Opponent	Score	RPI	S	Opponent	Score	RPI	S	Opponent	Score	RPI	S	Opponent	Score
10	N	Stanford	39 87	33	H	South Dakota St.	58 78	61	H	UNI	61 63	105	A	UT Arlington	70 74
16	H	Creighton	62 54	35	H	Drake	78 83	90	N	Purdue	49 86	154	N	Northeastern	87 73
22	A	Missouri	57 64					100	H	Abilene Christian	81 62	156	A	Missouri St.	62 73
												156	H	Missouri St.	60 65
												183	A	Southern Ill.	54 77
												183	H	Southern Ill.	58 61
												206	A	Indiana St.	56 42
												220	A	Bradley	76 69
												220	H	Bradley	65 54
												257	A	Evansville	74 67
												257	H	Evansville	69 68
												307	A	Illinois St.	50 54
												307	H	Illinois St.	67 45
												314	A	Loyola Chicago	83 64
												317	H	UMKC	54 56
												326	H	Arkansas St.	69 51
												332	H	Incarinate Word	73 63
LAST 12 Division I GAMES:															
220	A	Bradley	76 69	206	A	Indiana St.	56 42								
307	A	Illinois St.	50 54	307	H	Illinois St.	67 45								
183	H	Southern Ill.	58 61	220	H	Bradley	65 54								
257	H	Evansville	69 68	257	A	Evansville	74 67								
156	H	Missouri St.	60 65	183	A	Southern Ill.	54 77								
314	A	Loyola Chicago	83 64	156	A	Missouri St.	62 73								

Non-Div I Games:

Wichita St.

■ Loss,
■ Non-Conf,
■ S Site,
■ H Home
■ A Away
N Neutral

William & Mary

Through Games Of Feb. 19, 2017

Average RPI Win:	217	WON-LOST	WINNING	LAST 10	STRENGTH OF	OPP. STRENGTH	TEAM	ADJ.	CONF.	ADJ CONF.
Average RPI Loss:	111	RECORD	PCT. RANK	GAMES	SCHEDULE	OF SCHEDULE	RPI	RPI	RPI	RPI
DIV. I ONLY	16- 10	108	3- 7	224	118	149	149	9	9	
DIV. I NON-CONF.	10- 1	15	0- 0	301	311	96	96	8	8	
TOTALS	RPI 1-25	RPI 26-50	W-L RECORDS	RPI 51-100	RPI 101-150	RPI 150+				
16- 10	0- 2	0- 1	OVERALL	0- 2	2- 1	14- 4				
9- 5	0- 1	0- 1	HOME	0- 1	0- 1	9- 1				
7- 5	0- 1	0- 0	AWAY	0- 1	2- 0	5- 3				
0- 0	0- 0	0- 0	NEUTRAL	0- 0	0- 0	0- 0				
10- 1	0- 0	0- 0	NON-CONFERENCE	0- 1	1- 0	9- 0				
6- 1	0- 0	0- 0	HOME	0- 1	0- 0	6- 0				
4- 0	0- 0	0- 0	AWAY	0- 0	1- 0	3- 0				
0- 0	0- 0	0- 0	NEUTRAL	0- 0	0- 0	0- 0				
6- 9	0- 2	0- 1	CONFERENCE	0- 1	1- 1	5- 4				
3- 4	0- 1	0- 1	HOME	0- 0	0- 1	3- 1				
3- 5	0- 1	0- 0	AWAY	0- 1	1- 0	2- 3				
0- 0	0- 0	0- 0	NEUTRAL	0- 0	0- 0	0- 0				

RPI 1-25				RPI 26-50				RPI 51-100				RPI 101+ Team's RPI: 149			
RPI	S	Opponent	Score	RPI	S	Opponent	Score	RPI	S	Opponent	Score	RPI	S	Opponent	Score
25	A	Elon	47 70	39	H	James Madison	64 79	54	A	Drexel	48 65	121	A	Old Dominion	69 58
25	H	Elon	58 60					72	H	St. John's (NY)	57 73	128	A	Delaware	60 49
												128	H	Delaware	54 68
												154	A	Northeastern	68 54
												154	H	Northeastern	60 58
												158	H	East Carolina	82 72
												180	A	Hofstra	61 64
												180	H	Hofstra	81 65
												194	A	Col. of Charleston	60 70
												194	H	Col. of Charleston	69 71
												202	A	Towson	60 64
												202	H	Towson	68 55
												210	A	American	48 34
												222	A	UNCW	57 43
												225	H	Richmond	67 39
												238	H	Dartmouth	63 50
												256	H	Saint Francis (PA)	73 60
												273	A	Norfolk St.	65 52
												287	H	Mt. St. Mary's	68 46
												318	A	USC Upstate	49 46
												347	H	Delaware St.	82 48
LAST 12 Division I GAMES:															
25	A	Elon	47 70	154	A	Northeastern	68 54	39	H	James Madison	64 79	128	H	Delaware	54 68
194	H	Col. of Charleston	69 71	25	H	Elon	58 60	202	A	Towson	60 64	222	A	UNCW	57 43
202	H	Towson	68 55	180	H	Hofstra	81 65								
54	A	Drexel	48 65	180	A	Hofstra	61 64								

Non-Div I Games:

William & Mary

Loss, Non-Conf, S Site, H Home A Away N Neutral

Winthrop

Through Games Of Feb. 19, 2017

Average RPI Win:	338	WON-LOST	WINNING	LAST 10	STRENGTH OF	OPP. STRENGTH	TEAM	ADJ.	CONF.	ADJ CONF.
Average RPI Loss:	192	RECORD	PCT. RANK	GAMES	SCHEDULE	OF SCHEDULE	RPI	RPI	RPI	RPI
DIV. I ONLY	1- 24	347	1- 9	167	311	333	333	28	28	
DIV. I NON-CONF.	0- 11	335	0- 0	44	172	298	298	28	28	
TOTALS	RPI 1-25	RPI 26-50	W-L RECORDS	RPI 51-100	RPI 101-150	RPI 150+				
1- 24	0- 2	0- 2	OVERALL	0- 2	0- 2	1- 16				
1- 11	0- 0	0- 0	HOME	0- 1	0- 1	1- 9				
0- 10	0- 1	0- 1	AWAY	0- 0	0- 1	0- 7				
0- 3	0- 1	0- 1	NEUTRAL	0- 1	0- 0	0- 0				
0- 11	0- 2	0- 2	NON-CONFERENCE	0- 2	0- 0	0- 5				
0- 5	0- 0	0- 0	HOME	0- 1	0- 0	0- 4				
0- 3	0- 1	0- 1	AWAY	0- 0	0- 0	0- 1				
0- 3	0- 1	0- 1	NEUTRAL	0- 1	0- 0	0- 0				
1- 13	0- 0	0- 0	CONFERENCE	0- 0	0- 2	1- 11				
1- 6	0- 0	0- 0	HOME	0- 0	0- 1	1- 5				
0- 7	0- 0	0- 0	AWAY	0- 0	0- 1	0- 6				
0- 0	0- 0	0- 0	NEUTRAL	0- 0	0- 0	0- 0				

RPI 1-25				RPI 26-50				RPI 51-100				RPI 101+ Team's RPI: 333			
RPI	S	Opponent	Score	RPI	S	Opponent	Score	RPI	S	Opponent	Score	RPI	S	Opponent	Score
9	A	Baylor	32 140	26	A	Ohio St.	48 88	77	N	Gonzaga	41 71	134	A	Radford	49 74
11	N	Florida St.	35 98	37	N	Michigan	39 76	94	H	Mercer	48 71	134	H	Radford	50 60
												192	A	ETSU	45 62
												194	H	Col. of Charleston	64 95
												199	A	Campbell	32 61
												199	H	Campbell	35 70
												221	H	Presbyterian	39 78
												223	H	Akron	59 80
												242	A	Liberty	51 80
												246	H	UNC Asheville	53 68
												251	A	Charleston So.	52 71
												263	H	Tennessee Tech	50 73
												270	A	High Point	43 88
												270	H	High Point	57 70
												313	A	Gardner-Webb	57 63
												313	H	Gardner-Webb	54 89
												338	A	Longwood	78 83
												338	H	Longwood	78 72
												348	H	South Carolina St.	55 63
LAST 12 Division I GAMES:															
313	A	Gardner-Webb	57 63	242	A	Liberty	51 80								
199	H	Campbell	35 70	338	H	Longwood	78 72								
338	A	Longwood	78 83	221	H	Presbyterian	39 78								
270	H	High Point	57 70	199	A	Campbell	32 61								
134	A	Radford	49 74	251	A	Charleston So.	52 71								
313	H	Gardner-Webb	54 89	246	H	UNC Asheville	53 68								

Non-Div I Games: N.C. Wesleyan 89 40

Winthrop

Loss, Non-Conf, S Site, H Home A Away N Neutral

Average RPI Win: 224	WON-LOST	WINNING	LAST 10	STRENGTH OF	OPP. STRENGTH	TEAM	ADJ.	CONF.	ADJ CONF.
Average RPI Loss: 87	RECORD	PCT. RANK	GAMES	SCHEDULE	OF SCHEDULE	RPI	RPI	RPI	RPI
DIV. I ONLY	7- 20	300	2- 8	60	84	211	211	6	6
DIV. I NON-CONF.	5- 8	218	0- 0	123	213	201	201	6	6
TOTALS	RPI 1-25	RPI 26-50	W-L RECORDS	RPI 51-100	RPI 101-150	RPI 150+			
7- 20	0- 1	1- 7	OVERALL	0- 5	0- 4	6- 3			
4- 10	0- 0	0- 5	HOME	0- 2	0- 1	4- 2			
2- 9	0- 1	1- 2	AWAY	0- 3	0- 2	1- 1			
1- 1	0- 0	0- 0	NEUTRAL	0- 0	0- 1	1- 0			
5- 8	0- 0	1- 1	NON-CONFERENCE	0- 1	0- 4	4- 2			
2- 5	0- 0	0- 1	HOME	0- 1	0- 1	2- 2			
2- 2	0- 0	1- 0	AWAY	0- 0	0- 2	1- 0			
1- 1	0- 0	0- 0	NEUTRAL	0- 0	0- 1	1- 0			
2- 12	0- 1	0- 6	CONFERENCE	0- 4	0- 0	2- 1			
2- 5	0- 0	0- 4	HOME	0- 1	0- 0	2- 0			
0- 7	0- 1	0- 2	AWAY	0- 3	0- 0	0- 1			
0- 0	0- 0	0- 0	NEUTRAL	0- 0	0- 0	0- 0			

RPI	S	Opponent	Score	RPI	S	Opponent	Score	RPI	S	Opponent	Score	RPI	S	Opponent	Score	Team's RPI: 211
21	A	Maryland	40 89	26	A	Ohio St.	61 70	53	H	Dayton	64 83	106	H	North Carolina	59 72	
				26	H	Ohio St.	68 96	64	A	Northwestern	43 63	114	A	Charlotte	48 63	
				29	A	Green Bay	54 53	67	A	Minnesota	60 88	118	N	Ole Miss	44 69	
				37	A	Michigan	66 75	74	A	Penn St.	46 76	148	A	Milwaukee	63 80	
				37	H	Michigan	56 73	90	H	Purdue	57 79	152	H	Idaho St.	35 42	
				40	H	Marquette	75 81					193	H	Nebraska	82 56	
				42	H	Michigan St.	57 81					213	A	Rutgers	52 68	
				47	H	Indiana	54 78					213	H	Rutgers	53 41	
												250	H	Butler	60 55	
												256	H	Saint Francis (PA)	100 103	
												266	N	Tennessee St.	80 70	
												307	A	Illinois St.	64 46	
												310	H	Mississippi Val.	103 61	
LAST 12 Division I GAMES:																
213	H	Rutgers	53 41	47	H	Indiana	54 78									
21	A	Maryland	40 89	42	H	Michigan St.	57 81									
37	A	Michigan	66 75	26	A	Ohio St.	61 70									
193	H	Nebraska	82 56	74	A	Penn St.	46 76									
26	H	Ohio St.	68 96	90	H	Purdue	57 79									
64	A	Northwestern	43 63	67	A	Minnesota	60 88									

Non-Div I Games:

Wisconsin

■ Loss,
 ■ Non-Conf,
 ■ S Site,
 ■ H Home
 ■ A Away
 N Neutral

Average RPI Win:	280	WON-LOST	WINNING	LAST 10	STRENGTH OF	OPP. STRENGTH	TEAM	ADJ.	CONF.	ADJ CONF.
Average RPI Loss:	167	RECORD	PCT. RANK	GAMES	SCHEDULE	OF SCHEDULE	RPI	RPI	RPI	RPI
DIV. I ONLY	10- 15	227	0- 9	292	269	265	265	17	17	
DIV. I NON-CONF.	8- 5	125	0- 0	315	324	174	174	20	20	
TOTALS	RPI 1-25	RPI 26-50	W-L RECORDS	RPI 51-100	RPI 101-150	RPI 150+				
10- 15	0- 0	0- 1	OVERALL	0- 5	0- 0	10- 9				
5- 5	0- 0	0- 0	HOME	0- 2	0- 0	5- 3				
5- 8	0- 0	0- 1	AWAY	0- 1	0- 0	5- 6				
0- 2	0- 0	0- 0	NEUTRAL	0- 2	0- 0	0- 0				
8- 5	0- 0	0- 1	NON-CONFERENCE	0- 2	0- 0	8- 2				
3- 0	0- 0	0- 0	HOME	0- 0	0- 0	3- 0				
5- 3	0- 0	0- 1	AWAY	0- 0	0- 0	5- 2				
0- 2	0- 0	0- 0	NEUTRAL	0- 2	0- 0	0- 0				
2- 10	0- 0	0- 0	CONFERENCE	0- 3	0- 0	2- 7				
2- 5	0- 0	0- 0	HOME	0- 2	0- 0	2- 3				
0- 5	0- 0	0- 0	AWAY	0- 1	0- 0	0- 4				
0- 0	0- 0	0- 0	NEUTRAL	0- 0	0- 0	0- 0				

RPI S	Opponent	Score	RPI S	Opponent	Score	RPI S	Opponent	Score	RPI S	Opponent	Score	Team's RPI: 265
38	A North Carolina St.	40 80	81	N Florida	51 74	151	A Omaha	64 89				
			89	H Chattanooga	61 71	192	H ETSU	69 77				
			94	A Mercer	39 54	203	A UNCG	61 67				
			94	H Mercer	46 61	203	H UNCG	54 48				
			96	N Jacksonville	60 66	222	A UNCW	71 67				
						228	A Samford	54 57				
						228	H Samford	48 55				
						237	A Furman	60 65				
						237	H Furman	49 69				
						246	A UNC Asheville	65 84				
						251	A Charleston So.	59 45				
						271	H Coastal Caro.	67 62				
						274	A Kennesaw St.	78 49				
						286	A North Florida	79 60				
						290	A Western Caro.	66 69				
						290	H Western Caro.	68 59				
						313	H Gardner-Webb	75 66				
						342	A N.C. Central	64 54				
						348	H South Carolina St.	66 65				
LAST 12 Division I GAMES:												
228	H Samford	48 55	89	H Chattanooga	61 71							
94	H Mercer	46 61	94	A Mercer	39 54							
237	A Furman	60 65	228	A Samford	54 57							
290	A Western Caro.	66 69	237	H Furman	49 69							
203	A UNCG	61 67	203	H UNCG	54 48							
192	H ETSU	69 77	290	H Western Caro.	68 59							

Non-Div I Games: Montreat 71 30 Erskine 116 74

Wofford

Loss, Non-Conf, S Site, H Home A Away N Neutral

Average RPI Win:	261	WON-LOST	WINNING	LAST 10	STRENGTH OF	OPP. STRENGTH	TEAM	ADJ.	CONF.	ADJ CONF.
Average RPI Loss:	96	RECORD	PCT. RANK	GAMES	SCHEDULE	OF SCHEDULE	RPI	RPI	RPI	RPI
DIV. I ONLY	20- 5	23	10- 0	337	171	136	136	20	20	
DIV. I NON-CONF.	6- 4	127	0- 0	343	85	244	244	21	21	
TOTALS	RPI 1-25	RPI 26-50	W-L RECORDS	RPI 51-100	RPI 101-150	RPI 150+				
20- 5	0- 0	0- 1	OVERALL	0- 2	1- 1	19- 1				
10- 1	0- 0	0- 0	HOME	0- 1	0- 0	10- 0				
10- 2	0- 0	0- 1	AWAY	0- 0	1- 0	9- 1				
0- 2	0- 0	0- 0	NEUTRAL	0- 1	0- 1	0- 0				
6- 4	0- 0	0- 0	NON-CONFERENCE	0- 2	0- 1	6- 1				
3- 1	0- 0	0- 0	HOME	0- 1	0- 0	3- 0				
3- 1	0- 0	0- 0	AWAY	0- 0	0- 0	3- 1				
0- 2	0- 0	0- 0	NEUTRAL	0- 1	0- 1	0- 0				
14- 1	0- 0	0- 1	CONFERENCE	0- 0	1- 0	13- 0				
7- 0	0- 0	0- 0	HOME	0- 0	0- 0	7- 0				
7- 1	0- 0	0- 1	AWAY	0- 0	1- 0	6- 0				
0- 0	0- 0	0- 0	NEUTRAL	0- 0	0- 0	0- 0				

RPI S	Opponent	Score	RPI S	Opponent	Score	RPI S	Opponent	Score	RPI S	Opponent	Score	Team's RPI: 136
29	A Green Bay	41 62	58	N Georgetown	60 67	108	N Clemson	51 75				
			99	H Kent St.	69 79	148	A Milwaukee	69 51				
						162	A Oakland	73 61				
						162	H Oakland	84 66				
						170	H Detroit Mercy	77 69				
						181	A Cleveland St.	65 60				
						181	H Cleveland St.	84 63				
						188	A Illinois	72 76				
						235	H Miami (OH)	65 57				
						263	A Tennessee Tech	65 54				
						293	A Northern Ky.	70 63				
						293	H Northern Ky.	67 47				
						296	A Eastern Ill.	71 61				
						298	H Eastern Ky.	85 73				
						305	A Valparaiso	65 52				
						305	H Valparaiso	63 48				
						309	A Youngstown St.	68 64				
						309	H Youngstown St.	71 58				
						321	H Fort Wayne	62 51				
						322	A Ill.-Chicago	73 54				
						322	H Ill.-Chicago	62 51				
						335	A Chicago St.	71 65				
LAST 12 Division I GAMES:												
309	A Youngstown St.	68 64	170	H Detroit Mercy	77 69							
181	A Cleveland St.	65 60	305	A Valparaiso	65 52							
322	H Ill.-Chicago	62 51	322	A Ill.-Chicago	73 54							
305	H Valparaiso	63 48	162	A Oakland	73 61							
293	H Northern Ky.	67 47	293	A Northern Ky.	70 63							
162	H Oakland	84 66	181	H Cleveland St.	84 63							

Non-Div I Games: Grace (IN) 87 56 Cincinnati Christia 85 61

Wright St.

Loss, Non-Conf, S Site, H Home A Away N Neutral

Average RPI Win:	225	WON-LOST	WINNING	LAST 10	STRENGTH OF	OPP. STRENGTH	TEAM	ADJ.	CONF.	ADJ CONF.
Average RPI Loss:	82	RECORD	PCT. RANK	GAMES	SCHEDULE	OF SCHEDULE	RPI	RPI	RPI	RPI
DIV. I ONLY	16- 8	80	5- 5	189	145	112	112	13	13	
DIV. I NON-CONF.	6- 3	97	0- 0	262	178	148	148	15	15	
TOTALS	RPI 1-25	RPI 26-50	W-L RECORDS	RPI 51-100	RPI 101-150	RPI 150+				
16- 8	0- 0	0- 2	OVERALL	3- 4	1- 1	12- 1				
11- 2	0- 0	0- 0	HOME	2- 1	1- 1	8- 0				
5- 6	0- 0	0- 2	AWAY	1- 3	0- 0	4- 1				
0- 0	0- 0	0- 0	NEUTRAL	0- 0	0- 0	0- 0				
6- 3	0- 0	0- 2	NON-CONFERENCE	2- 0	0- 1	4- 0				
4- 1	0- 0	0- 0	HOME	1- 0	0- 1	3- 0				
2- 2	0- 0	0- 2	AWAY	1- 0	0- 0	1- 0				
0- 0	0- 0	0- 0	NEUTRAL	0- 0	0- 0	0- 0				
10- 5	0- 0	0- 0	CONFERENCE	1- 4	1- 0	8- 1				
7- 1	0- 0	0- 0	HOME	1- 1	1- 0	5- 0				
3- 4	0- 0	0- 0	AWAY	0- 3	0- 0	3- 1				
0- 0	0- 0	0- 0	NEUTRAL	0- 0	0- 0	0- 0				

RPI S	Opponent	Score	RPI S	Opponent	Score	RPI S	Opponent	Score	RPI S	Opponent	Score	Team's RPI: 112
35	A Drake	50 63	42	A Michigan St.	51 63	51	A Colorado St.	54 61	124	H Idaho	71 74	
						63	H South Dakota	69 62	139	H New Mexico	68 52	
						71	A Boise St.	54 64	174	A Fresno St.	47 52	
						71	H Boise St.	43 53	174	H Fresno St.	70 48	
						79	A Colorado	82 75	191	A Utah St.	71 48	
						88	A UNLV	46 51	191	H Utah St.	59 40	
						88	H UNLV	79 57	195	H San Jose St.	89 60	
									264	H San Diego St.	80 67	
									288	A Nevada	72 59	
									294	H Southern Utah	68 48	
									311	H Denver	59 49	
									323	A Air Force	66 54	
									323	H Air Force	73 41	
									330	A Montana	67 42	
									340	H Cal St. Fullerton	61 26	
LAST 12 Division I GAMES:												
71	H Boise St.	43 53	71	A Boise St.	54 64							
51	A Colorado St.	54 61	88	A UNLV	46 51							
191	H Utah St.	59 40	139	H New Mexico	68 52							
174	A Fresno St.	47 52	195	H San Jose St.	89 60							
323	H Air Force	73 41	288	A Nevada	72 59							
264	H San Diego St.	80 67	191	A Utah St.	71 48							

Non-Div I Games: Adams St. 79 40 Chadron St. 74 50

Wyoming

Loss, Non-Conf, S Site, H Home A Away N Neutral

Average RPI Win:	228	WON-LOST	WINNING	LAST 10	STRENGTH OF	OPP. STRENGTH	TEAM	ADJ.	CONF.	ADJ CONF.
Average RPI Loss:	72	RECORD	PCT. RANK	GAMES	SCHEDULE	OF SCHEDULE	RPI	RPI	RPI	RPI
DIV. I ONLY	11- 16	224	1- 9	107	81	187	187	7	7	
DIV. I NON-CONF.	8- 3	67	0- 0	193	261	105	105	7	7	
TOTALS	RPI 1-25	RPI 26-50	W-L RECORDS	RPI 51-100	RPI 101-150	RPI 150+				
11- 16	0- 4	1- 2	OVERALL	0- 7	1- 1	9- 2				
7- 6	0- 1	1- 1	HOME	0- 3	0- 0	6- 1				
3- 8	0- 2	0- 1	AWAY	0- 4	1- 0	2- 1				
1- 2	0- 1	0- 0	NEUTRAL	0- 0	0- 1	1- 0				
8- 3	0- 1	1- 0	NON-CONFERENCE	0- 1	1- 1	6- 0				
6- 0	0- 0	1- 0	HOME	0- 0	0- 0	5- 0				
1- 1	0- 0	0- 0	AWAY	0- 1	1- 0	0- 0				
1- 2	0- 1	0- 0	NEUTRAL	0- 0	0- 1	1- 0				
3- 13	0- 3	0- 2	CONFERENCE	0- 6	0- 0	3- 2				
1- 6	0- 1	0- 1	HOME	0- 3	0- 0	1- 1				
2- 7	0- 2	0- 1	AWAY	0- 3	0- 0	2- 1				
0- 0	0- 0	0- 0	NEUTRAL	0- 0	0- 0	0- 0				

RPI 1-25				RPI 26-50				RPI 51-100				RPI 101+ Team's RPI: 187			
RPI	S	Opponent	Score	RPI	S	Opponent	Score	RPI	S	Opponent	Score	RPI	S	Opponent	Score
14	N	Oklahoma	69 81	37	H	Michigan	61 58	55	A	Villanova	71 76	125	N	Southern Miss.	59 73
16	A	Creighton	52 63	40	A	Marquette	61 85	55	H	Villanova	47 72	138	A	Cincinnati	72 61
19	A	DePaul	69 85	40	H	Marquette	71 86	58	A	Georgetown	63 81	176	A	Providence	54 51
19	H	DePaul	43 70					58	H	Georgetown	64 69	207	A	Seton Hall	62 71
								59	A	Wake Forest	45 58	207	H	Seton Hall	72 64
								72	A	St. John's (NY)	55 64	247	H	Ark.-Pine Bluff	62 41
								72	H	St. John's (NY)	48 65	250	A	Butler	53 43
												250	H	Butler	62 65
												266	H	Tennessee St.	63 54
												274	N	Kennesaw St.	75 52
												278	H	Southeast Mo. St.	54 48
												286	H	North Florida	83 46
												347	H	Delaware St.	86 53
LAST 12 Division I GAMES:															
58	A	Georgetown	63 81	207	A	Seton Hall	62 71								
55	A	Villanova	71 76	55	H	Villanova	47 72								
40	H	Marquette	71 86	58	H	Georgetown	64 69								
19	H	DePaul	43 70	19	A	DePaul	69 85								
250	A	Butler	53 43	40	A	Marquette	61 85								
72	A	St. John's (NY)	55 64	250	H	Butler	62 65								

Non-Div I Games:

Xavier

■ Loss,
■ Non-Conf,
■ S Site,
■ H Home
■ A Away
N Neutral

Average RPI Win:	227	WON-LOST	WINNING	LAST 10	STRENGTH OF	OPP. STRENGTH	TEAM	ADJ.	CONF.	ADJ CONF.
Average RPI Loss:	126	RECORD	PCT. RANK	GAMES	SCHEDULE	OF SCHEDULE	RPI	RPI	RPI	RPI
DIV. I ONLY	12- 11	158	3- 7	147	177	142	142	8	8	
DIV. I NON-CONF.	9- 4	85	1- 1	281	277	125	125	10	10	
TOTALS	RPI 1-25	RPI 26-50	W-L RECORDS	RPI 51-100	RPI 101-150	RPI 150+				
12- 11	0- 1	0- 1	OVERALL	2- 1	1- 3	9- 5				
5- 4	0- 0	0- 0	HOME	1- 0	1- 2	3- 2				
7- 7	0- 1	0- 1	AWAY	1- 1	0- 1	6- 3				
0- 0	0- 0	0- 0	NEUTRAL	0- 0	0- 0	0- 0				
9- 4	0- 1	0- 0	NON-CONFERENCE	1- 0	1- 0	7- 3				
3- 1	0- 0	0- 0	HOME	0- 0	1- 0	2- 1				
6- 3	0- 1	0- 0	AWAY	1- 0	0- 0	5- 2				
0- 0	0- 0	0- 0	NEUTRAL	0- 0	0- 0	0- 0				
3- 7	0- 0	0- 1	CONFERENCE	1- 1	0- 3	2- 2				
2- 3	0- 0	0- 0	HOME	1- 0	0- 2	1- 1				
1- 4	0- 0	0- 1	AWAY	0- 1	0- 1	1- 1				
0- 0	0- 0	0- 0	NEUTRAL	0- 0	0- 0	0- 0				

RPI 1-25				RPI 26-50				RPI 51-100				RPI 101+ Team's RPI: 142			
RPI	S	Opponent	Score	RPI	S	Opponent	Score	RPI	S	Opponent	Score	RPI	S	Opponent	Score
10	A	Stanford	44 102	27	A	Harvard	56 76	73	A	New Hampshire	64 58	110	A	Princeton	62 74
								86	A	Penn	55 66	110	H	Princeton	47 69
								86	H	Penn	61 48	122	H	Cornell	63 76
												140	H	Albany (NY)	64 53
												157	A	Army West Point	55 59
												165	A	Brown	73 76
												165	H	Brown	73 51
												167	H	Boston College	64 71
												177	H	Columbia	68 72
												215	H	Binghamton	57 48
												236	A	UC Santa Barbara	64 60
												238	A	Dartmouth	57 50
												260	A	Manhattan	57 63
												281	H	Vermont	77 48
												307	A	Illinois St.	59 45
												312	A	Holy Cross	71 70
												334	A	Wagner	66 52
												337	A	LIU Brooklyn	75 44
LAST 12 Division I GAMES:															
				86	H	Penn	61 48	165	H	Brown	73 51				
				110	H	Princeton	47 69	165	A	Brown	73 76				
				27	A	Harvard	56 76	110	A	Princeton	62 74				
				238	A	Dartmouth	57 50	86	A	Penn	55 66				
				122	H	Cornell	63 76	236	A	UC Santa Barbara	64 60				
				177	H	Columbia	68 72	10	A	Stanford	44 102				

Non-Div I Games:

Yale

■ Loss,
 ■ Non-Conf, S Site,
 ■ Home
 ■ Away
 N Neutral

Average RPI Win:	280	WON-LOST	WINNING	LAST 10	STRENGTH OF	OPP. STRENGTH	TEAM	ADJ.	CONF.	ADJ CONF.
Average RPI Loss:	173	RECORD	PCT. RANK	GAMES	SCHEDULE	OF SCHEDULE	RPI	RPI	RPI	RPI
DIV. I ONLY	7- 18	289	2- 8	256	247	309	309	20	20	
DIV. I NON-CONF.	2- 7	284	0- 0	321	208	335	335	21	21	
TOTALS	RPI 1-25	RPI 26-50	W-L RECORDS	RPI 51-100	RPI 101-150	RPI 150+				
7- 18	0- 0	0- 2	OVERALL	0- 1	0- 6	7- 9				
5- 6	0- 0	0- 1	HOME	0- 0	0- 3	5- 2				
1- 12	0- 0	0- 1	AWAY	0- 1	0- 3	1- 7				
1- 0	0- 0	0- 0	NEUTRAL	0- 0	0- 0	1- 0				
2- 7	0- 0	0- 0	NON-CONFERENCE	0- 1	0- 2	2- 4				
1- 3	0- 0	0- 0	HOME	0- 0	0- 1	1- 2				
0- 4	0- 0	0- 0	AWAY	0- 1	0- 1	0- 2				
1- 0	0- 0	0- 0	NEUTRAL	0- 0	0- 0	1- 0				
5- 11	0- 0	0- 2	CONFERENCE	0- 0	0- 4	5- 5				
4- 3	0- 0	0- 1	HOME	0- 0	0- 2	4- 0				
1- 8	0- 0	0- 1	AWAY	0- 0	0- 2	1- 5				
0- 0	0- 0	0- 0	NEUTRAL	0- 0	0- 0	0- 0				

RPI S	Opponent	Score	RPI S	Opponent	Score	RPI S	Opponent	Score	RPI S	Opponent	Score	Team's RPI: 309
29	A Green Bay	41 75	29	H Green Bay	51 84	99	A Kent St.	60 75	122	H Cornell	75 80	
									136	A Wright St.	58 71	
									136	H Wright St.	64 68	
									146	A Pittsburgh	50 63	
									148	A Milwaukee	82 86	
									148	H Milwaukee	74 78	
									162	A Oakland	54 80	
									170	A Detroit Mercy	63 80	
									181	A Cleveland St.	68 71	
									181	H Cleveland St.	92 67	
									210	H American	64 77	
									223	H Akron	74 76	
									256	H Saint Francis (PA)	69 68	
									268	A Hawaii	50 72	
									279	N Sacramento St.	102 94	
									293	A Northern Ky.	81 87	
									293	H Northern Ky.	77 73	
									305	A Valparaiso	60 77	
									305	H Valparaiso	76 70	
									306	A Northern Ariz.	49 70	
									322	A Ill.-Chicago	65 59	
									322	H Ill.-Chicago	70 54	
LAST 12 Division I GAMES:												
136	H Wright St.	64 68	148	H Milwaukee	74 78							
293	H Northern Ky.	77 73	29	H Green Bay	51 84							
29	A Green Bay	41 75	162	A Oakland	54 80							
148	A Milwaukee	82 86	170	A Detroit Mercy	63 80							
322	A Ill.-Chicago	65 59	181	H Cleveland St.	92 67							
305	A Valparaiso	60 77	305	H Valparaiso	76 70							

Non-Div I Games: Point Park 84 71 Tiffin 84 62

Youngstown St.

Loss, Non-Conf, S Site, H Home A Away N Neutral