

Average RPI Win:	251	WON-LOST	WINNING	LAST 10	STRENGTH OF	OPP. STRENGTH	TEAM	ADJ.	CONF.	ADJ CONF.
Average RPI Loss:	133	RECORD	PCT. RANK	GAMES	SCHEDULE	OF SCHEDULE	RPI	RPI	RPI	RPI

DIV. I ONLY	14- 7	70	8-2	184	281	95	95	23	23
DIV. I NON-CONF.	3- 4	201	0	205	200	162	162	24	24

TOTALS	RPI 1-25	RPI 26-50	W-L RECORDS	RPI 51-100	RPI 101-150	RPI 150+
14- 7	0- 2	0- 0	OVERALL	0- 2	2- 0	12- 3
6- 1	0- 0	0- 0	HOME	0- 1	1- 0	5- 0
7- 6	0- 2	0- 0	AWAY	0- 1	1- 0	6- 3
1- 0	0- 0	0- 0	NEUTRAL	0- 0	0- 0	1- 0
3- 4	0- 2	0- 0	NON-CONFERENCE	0- 0	0- 0	3- 2
1- 0	0- 0	0- 0	HOME	0- 0	0- 0	1- 0
1- 4	0- 2	0- 0	AWAY	0- 0	0- 0	1- 2
1- 0	0- 0	0- 0	NEUTRAL	0- 0	0- 0	1- 0
11- 3	0- 0	0- 0	CONFERENCE	0- 2	2- 0	9- 1
5- 1	0- 0	0- 0	HOME	0- 1	1- 0	4- 0
6- 2	0- 0	0- 0	AWAY	0- 1	1- 0	5- 1
0- 0	0- 0	0- 0	NEUTRAL	0- 0	0- 0	0- 0

RPI 1-25	RPI 26-50	RPI 51-100	Team's RPI: 95	RPI 101+
RPI S Opponent Score	RPI S Opponent Score	RPI S Opponent Score		RPI S Opponent Score
5 A Missouri St. 51 79		89 A SFA 49 72		125 A Abilene Christian 70 58
14 A Texas A&M 48 85		89 H SFA 44 66		125 H Abilene Christian 68 59
				151 H Sam Houston St. 57 54
				152 A New Orleans 83 53
				224 H Central Ark. 67 47
				236 A South Alabama 82 83
				238 A Southeastern La. 44 48
				259 A Texas St. 48 57
				268 H Lamar University 49 39
				277 H Nicholls St. 55 49
				282 N Prairie View 64 52
				286 A Incarnate Word 64 38
				317 A UTRGV 59 54
				317 H UTRGV 61 50
				318 A Houston Baptist 75 65
				337 A Northwestern St. 72 59
				341 A McNeese 73 59
LAST 10 Division I				
125 H Abilene Christian 68 59	286 A Incarnate Word 64 38			
89 A SFA 49 72	152 A New Orleans 83 53			
341 A McNeese 73 59	268 H Lamar University 49 39			
318 A Houston Baptist 75 65	125 A Abilene Christian 70 58			
151 H Sam Houston St. 57 54	89 H SFA 44 66			

Non-Div I Games: UNKNOWN 75 55 Huston-Tillotson 63 49 Texas Wesleyan 90 52

Average RPI Win:	246	WON-LOST	WINNING	LAST 10	STRENGTH OF	OPP. STRENGTH	TEAM	ADJ.	CONF.	ADJ CONF.
Average RPI Loss:	125	RECORD	PCT. RANK	GAMES	SCHEDULE	OF SCHEDULE	RPI	RPI	RPI	RPI
DIV. I ONLY	14- 5	47	6-4	289	251	125	125	23	23	
DIV. I NON-CONF.	4- 1	51	0	249	112	63	63	24	24	
TOTALS	RPI 1-25	RPI 26-50	W-L RECORDS	RPI 51-100	RPI 101-150	RPI 150+				
14- 5	0- 0	0- 0	OVERALL	0- 4	1- 0	13- 1				
7- 2	0- 0	0- 0	HOME	0- 1	0- 0	7- 1				
7- 3	0- 0	0- 0	AWAY	0- 3	1- 0	6- 0				
0- 0	0- 0	0- 0	NEUTRAL	0- 0	0- 0	0- 0				
4- 1	0- 0	0- 0	NON-CONFERENCE	0- 1	1- 0	3- 0				
2- 0	0- 0	0- 0	HOME	0- 0	0- 0	2- 0				
2- 1	0- 0	0- 0	AWAY	0- 1	1- 0	1- 0				
0- 0	0- 0	0- 0	NEUTRAL	0- 0	0- 0	0- 0				
10- 4	0- 0	0- 0	CONFERENCE	0- 3	0- 0	10- 1				
5- 2	0- 0	0- 0	HOME	0- 1	0- 0	5- 1				
5- 2	0- 0	0- 0	AWAY	0- 2	0- 0	5- 0				
0- 0	0- 0	0- 0	NEUTRAL	0- 0	0- 0	0- 0				

RPI 1-25			RPI 26-50			RPI 51-100			RPI 101+			Team's RPI: 125
RPI	S	Opponent	Score	RPI	S	Opponent	Score	RPI	S	Opponent	Score	
						58	A Oklahoma	65	78	144	A Portland	76 69
						89	A SFA	59	69	151	A Sam Houston St.	81 73
						95	A A&M-Corpus Christi	59	68	152	H New Orleans	76 62
						95	H A&M-Corpus Christi	58	70	163	A Wright St.	83 64
										224	A Central Ark.	74 64
										238	H Southeastern La.	61 53
										242	H Tulsa	73 63
										268	A Lamar University	75 49
										268	H Lamar University	78 72
										277	A Nicholls St.	95 84
										286	H Incarnate Word	70 71
										316	H New Mexico St.	67 54
										318	H Houston Baptist	71 54
										337	H Northwestern St.	84 69
										341	A McNeese	90 73
LAST 10 Division I												
95	A	A&M-Corpus Christi	59	68	89	A	SFA	59	69			
318	H	Houston Baptist	71	54	224	A	Central Ark.	74	64			
268	A	Lamar University	75	49	151	A	Sam Houston St.	81	73			
337	H	Northwestern St.	84	69	238	H	Southeastern La.	61	53			
286	H	Incarnate Word	70	71	95	H	A&M-Corpus Christi	58	70			

Non-Div I Games: Howard Payne 96 38 Schreiner 110 37 Southwest (NM) 104 52 McMurry 111 43
Abilene Christian

Loss, Non-Conf, S Site, H Home A Away N Neutral

Average RPI Win:	256	WON-LOST	WINNING	LAST 10	STRENGTH OF	OPP. STRENGTH	TEAM	ADJ.	CONF.	ADJ CONF.
Average RPI Loss:	185	RECORD	PCT. RANK	GAMES	SCHEDULE	OF SCHEDULE	RPI	RPI	RPI	RPI
DIV. I ONLY	5- 19	315	2-8	220	236	303	303	17	17	
DIV. I NON-CONF.	1- 9	326	0	258	257	337	337	21	21	
TOTALS	RPI 1-25	RPI 26-50	W-L RECORDS	RPI 51-100	RPI 101-150	RPI 150+				
5- 19	0- 0	0- 1	OVERALL	0- 2	0- 4	5- 12				
1- 10	0- 0	0- 0	HOME	0- 0	0- 3	1- 7				
4- 9	0- 0	0- 1	AWAY	0- 2	0- 1	4- 5				
0- 0	0- 0	0- 0	NEUTRAL	0- 0	0- 0	0- 0				
1- 9	0- 0	0- 1	NON-CONFERENCE	0- 1	0- 2	1- 5				
1- 3	0- 0	0- 0	HOME	0- 0	0- 2	1- 1				
0- 6	0- 0	0- 1	AWAY	0- 1	0- 0	0- 4				
0- 0	0- 0	0- 0	NEUTRAL	0- 0	0- 0	0- 0				
4- 10	0- 0	0- 0	CONFERENCE	0- 1	0- 2	4- 7				
0- 7	0- 0	0- 0	HOME	0- 0	0- 1	0- 6				
4- 3	0- 0	0- 0	AWAY	0- 1	0- 1	4- 1				
0- 0	0- 0	0- 0	NEUTRAL	0- 0	0- 0	0- 0				

RPI S	Opponent	Score	RPI S	Opponent	Score	RPI S	Opponent	Score	RPI S	Opponent	Score	Team's RPI: 303
28	A Arizona St.	56 87	56	A Tennessee	54 81	109	H San Diego	59 70	116	A Boise St.	61 70	
			59	A Fresno St.	52 61	116	H Boise St.	69 74	144	H Portland	56 72	
						165	A San Jose St.	67 66	165	H San Jose St.	60 68	
						196	H Wyoming	63 65	199	H UNLV	60 67	
						200	H New Mexico	53 75	223	A Northern Colo.	62 72	
						230	A Cal St. Fullerton	70 79	241	A San Diego St.	51 49	
						257	A Nevada	68 61	257	H Nevada	67 71	
						266	A Colorado St.	40 60	276	A Long Beach St.	68 74	
						285	A Utah St.	62 45	285	H Utah St.	52 53	
						294	A Navy	59 67	300	H Army West Point	66 68	
						332	H NJIT	68 48				
LAST 10 Division I												
165	A San Jose St.	67 66	165	H San Jose St.	60 68							
116	H Boise St.	69 74	285	H Utah St.	52 53							
241	A San Diego St.	51 49	266	A Colorado St.	40 60							
257	H Nevada	67 71	116	A Boise St.	61 70							
59	A Fresno St.	52 61	200	H New Mexico	53 75							

Non-Div I Games: Neb. Wesleyan 93 42

Air Force

■ Loss,
 ■ Non-Conf, S Site,
 ■ Home
 ■ Away
 N Neutral

Average RPI Win: 240	WON-LOST	WINNING	LAST 10	STRENGTH OF	OPP. STRENGTH	TEAM	ADJ.	CONF.	ADJ CONF.
Average RPI Loss: 109	RECORD	PCT. RANK	GAMES	SCHEDULE	OF SCHEDULE	RPI	RPI	RPI	RPI
DIV. I ONLY	11- 12	190	4-6	169	173	192	192	10	10
DIV. I NON-CONF.	7- 4	100	0	231	316	157	157	10	10
TOTALS	RPI 1-25	RPI 26-50	W-L RECORDS	RPI 51-100	RPI 101-150	RPI 150+			
11- 12	0- 1	0- 2	OVERALL	0- 2	0- 4	11- 3			
5- 6	0- 1	0- 1	HOME	0- 0	0- 3	5- 1			
4- 6	0- 0	0- 1	AWAY	0- 2	0- 1	4- 2			
2- 0	0- 0	0- 0	NEUTRAL	0- 0	0- 0	2- 0			
7- 4	0- 0	0- 1	NON-CONFERENCE	0- 1	0- 1	7- 1			
3- 2	0- 0	0- 1	HOME	0- 0	0- 1	3- 0			
2- 2	0- 0	0- 0	AWAY	0- 1	0- 0	2- 1			
2- 0	0- 0	0- 0	NEUTRAL	0- 0	0- 0	2- 0			
4- 8	0- 1	0- 1	CONFERENCE	0- 1	0- 3	4- 2			
2- 4	0- 1	0- 0	HOME	0- 0	0- 2	2- 1			
2- 4	0- 0	0- 1	AWAY	0- 1	0- 1	2- 1			
0- 0	0- 0	0- 0	NEUTRAL	0- 0	0- 0	0- 0			

RPI 1-25				RPI 26-50				RPI 51-100				RPI 101+ Team's RPI: 192			
RPI	S	Opponent	Score	RPI	S	Opponent	Score	RPI	S	Opponent	Score	RPI	S	Opponent	Score
17	H	Central Mich.	72 77	35	H	Michigan	71 80	57	A	Ball St.	52 60	104	H	Kent St.	55 60
				45	A	Ohio	57 70	94	A	Butler	55 76	121	H	Duquesne	63 88
												150	A	Western Mich.	71 79
												150	H	Western Mich.	51 56
												156	A	Toledo	61 65
												157	H	N.C. A&T	64 52
												173	A	Eastern Mich.	64 53
												173	H	Eastern Mich.	88 81
												179	H	Northern Ill.	65 70
												187	H	Miami (OH)	70 62
												201	A	Cleveland St.	62 66
												232	H	Youngstown St.	91 62
												246	N	Morgan St.	52 45
												255	A	Bowling Green	76 73
												258	N	Denver	88 72
												293	A	St. Bonaventure	63 54
												331	H	Purdue Fort Wayne	64 53
												333	A	Detroit Mercy	81 60
LAST 10 Division I															
173	A	Eastern Mich.	64 53	150	A	Western Mich.	71 79								
104	H	Kent St.	55 60	187	H	Miami (OH)	70 62								
57	A	Ball St.	52 60	179	H	Northern Ill.	65 70								
173	H	Eastern Mich.	88 81	156	A	Toledo	61 65								
45	A	Ohio	57 70	255	A	Bowling Green	76 73								

Non-Div I Games:

Akron

■ Loss,
 ■ Non-Conf,
 ■ S Site,
 ■ H Home
 ■ A Away
 N Neutral

Alabama

Through Games Of Feb. 18, 2020

Average RPI Win:	168	WON-LOST	WINNING	LAST 10	STRENGTH OF	OPP. STRENGTH	TEAM	ADJ.	CONF.	ADJ CONF.
Average RPI Loss:	48	RECORD	PCT. RANK	GAMES	SCHEDULE	OF SCHEDULE	RPI	RPI	RPI	RPI
DIV. I ONLY	14- 11	140	4-6	37	63	79	79	4	4	
DIV. I NON-CONF.	10- 3	57	0	113	178	67	67	5	5	
TOTALS	RPI 1-25	RPI 26-50	W-L RECORDS	RPI 51-100	RPI 101-150	RPI 150+				
14- 11	0- 4	0- 3	OVERALL	1- 3	6- 1	7- 0				
8- 6	0- 3	0- 2	HOME	0- 0	5- 1	3- 0				
5- 4	0- 1	0- 1	AWAY	0- 2	1- 0	4- 0				
1- 1	0- 0	0- 0	NEUTRAL	1- 1	0- 0	0- 0				
10- 3	0- 0	0- 1	NON-CONFERENCE	1- 1	3- 1	6- 0				
6- 2	0- 0	0- 1	HOME	0- 0	3- 1	3- 0				
3- 0	0- 0	0- 0	AWAY	0- 0	0- 0	3- 0				
1- 1	0- 0	0- 0	NEUTRAL	1- 1	0- 0	0- 0				
4- 8	0- 4	0- 2	CONFERENCE	0- 2	3- 0	1- 0				
2- 4	0- 3	0- 1	HOME	0- 0	2- 0	0- 0				
2- 4	0- 1	0- 1	AWAY	0- 2	1- 0	1- 0				
0- 0	0- 0	0- 0	NEUTRAL	0- 0	0- 0	0- 0				

RPI 1-25				RPI 26-50				RPI 51-100 Team's RPI: 79				RPI 101+			
RPI	S	Opponent	Score	RPI	S	Opponent	Score	RPI	S	Opponent	Score	RPI	S	Opponent	Score
2	H	South Carolina	78 93	26	A	LSU	60 71	56	A	Tennessee	63 65	101	H	Vanderbilt	98 61
14	H	Texas A&M	74 79	37	H	Arkansas	48 66	72	N	UNI	87 77	102	H	North Carolina	83 77
23	A	Kentucky	62 66	44	H	Iowa St.	66 75	75	N	Southern California	57 60	103	H	Colgate	72 52
23	H	Kentucky	71 81					83	A	Georgia	75 76	105	A	Auburn	75 48
												105	H	Auburn	68 64
												111	H	Bethune-Cookman	60 49
												142	H	Hampton	61 64
												158	A	Tulane	66 56
												191	H	Radford	85 51
												220	A	Clemson	67 54
												236	A	South Alabama	74 62
												238	H	Southeastern La.	87 50
												281	A	Ole Miss	57 56
												322	H	Mercer	111 56
LAST 10 Division I															
83	A	Georgia	75 76	101	H	Vanderbilt	98 61								
105	H	Auburn	68 64	14	H	Texas A&M	74 79								
23	A	Kentucky	62 66	56	A	Tennessee	63 65								
281	A	Ole Miss	57 56	105	A	Auburn	75 48								
37	H	Arkansas	48 66	23	H	Kentucky	71 81								

Non-Div I Games:

Alabama

■ Loss,
 ■ Non-Conf,
 ■ S Site,
 ■ H Home
 ■ A Away
 N Neutral

Alabama A&M

Through Games Of Feb. 18, 2020

Average RPI Win:	317	WON-LOST	WINNING	LAST 10	STRENGTH OF	OPP. STRENGTH	TEAM	ADJ.	CONF.	ADJ CONF.
Average RPI Loss:	178	RECORD	PCT. RANK	GAMES	SCHEDULE	OF SCHEDULE	RPI	RPI	RPI	RPI
DIV. I ONLY	12- 11	165	8-2	348	347	261	261	32	32	
DIV. I NON-CONF.	4- 7	225	0	224	302	213	213	31	31	
TOTALS	RPI 1-25	RPI 26-50	W-L RECORDS	RPI 51-100	RPI 101-150	RPI 150+				
12- 11	0- 0	0- 0	OVERALL	0- 2	0- 3	12- 6				
3- 3	0- 0	0- 0	HOME	0- 0	0- 2	3- 1				
8- 7	0- 0	0- 0	AWAY	0- 2	0- 1	8- 4				
1- 1	0- 0	0- 0	NEUTRAL	0- 0	0- 0	1- 1				
4- 7	0- 0	0- 0	NON-CONFERENCE	0- 2	0- 1	4- 4				
0- 2	0- 0	0- 0	HOME	0- 0	0- 1	0- 1				
4- 4	0- 0	0- 0	AWAY	0- 2	0- 0	4- 2				
0- 1	0- 0	0- 0	NEUTRAL	0- 0	0- 0	0- 1				
8- 4	0- 0	0- 0	CONFERENCE	0- 0	0- 2	8- 2				
3- 1	0- 0	0- 0	HOME	0- 0	0- 1	3- 0				
4- 3	0- 0	0- 0	AWAY	0- 0	0- 1	4- 2				
1- 0	0- 0	0- 0	NEUTRAL	0- 0	0- 0	1- 0				

RPI 1-25				RPI 26-50				RPI 51-100				RPI 101+ Team's RPI: 261			
RPI	S	Opponent	Score	RPI	S	Opponent	Score	RPI	S	Opponent	Score	RPI	S	Opponent	Score
								77	A	Cincinnati	47 62	120	H	North Florida	64 73
								81	A	Nebraska	46 68	138	H	Texas Southern	58 65
												143	A	Jackson St.	53 67
												162	N	North Ala.	65 80
												175	H	Austin Peay	61 67
												178	A	Memphis	71 79
												241	A	San Diego St.	61 53
												250	A	Southern U.	46 55
												258	A	Denver	86 83
												282	H	Prairie View	54 44
												288	A	California Baptist	55 60
												309	A	Georgia St.	67 52
												328	A	Alabama St.	56 55
												328	N	Alabama St.	75 48
												329	A	Alcorn	74 67
												339	A	Ark.-Pine Bluff	65 52
												339	H	Ark.-Pine Bluff	74 55
												343	A	Florida A&M	77 53
												345	A	Grambling	59 69
												351	A	Mississippi Val.	75 45
												351	H	Mississippi Val.	68 48
LAST 10 Division I															
				328	A	Alabama St.	56 55					250	A	Southern U.	46 55
				351	A	Mississippi Val.	75 45					329	A	Alcorn	74 67
				339	A	Ark.-Pine Bluff	65 52					328	N	Alabama St.	75 48
				282	H	Prairie View	54 44					351	H	Mississippi Val.	68 48
				138	H	Texas Southern	58 65					339	H	Ark.-Pine Bluff	74 55

Non-Div I Games:

Alabama A&M

■ Loss,
 ■ Non-Conf,
 ■ S Site,
 ■ H Home
 ■ A Away
 N Neutral

Average RPI Win:	332	WON-LOST	WINNING	LAST 10	STRENGTH OF	OPP. STRENGTH	TEAM	ADJ.	CONF.	ADJ CONF.
Average RPI Loss:	191	RECORD	PCT. RANK	GAMES	SCHEDULE	OF SCHEDULE	RPI	RPI	RPI	RPI
DIV. I ONLY	5- 16	310	3-7	332	320	328	328	32	32	
DIV. I NON-CONF.	1- 8	322	0	120	47	296	296	31	31	
TOTALS	RPI 1-25	RPI 26-50	W-L RECORDS	RPI 51-100	RPI 101-150	RPI 150+				
5- 16	0- 2	0- 0	OVERALL	0- 1	0- 3	5- 10				
2- 6	0- 0	0- 0	HOME	0- 0	0- 1	2- 5				
3- 9	0- 2	0- 0	AWAY	0- 1	0- 2	3- 4				
0- 1	0- 0	0- 0	NEUTRAL	0- 0	0- 0	0- 1				
1- 8	0- 2	0- 0	NON-CONFERENCE	0- 1	0- 1	1- 4				
1- 2	0- 0	0- 0	HOME	0- 0	0- 0	1- 2				
0- 6	0- 2	0- 0	AWAY	0- 1	0- 1	0- 2				
0- 0	0- 0	0- 0	NEUTRAL	0- 0	0- 0	0- 0				
4- 8	0- 0	0- 0	CONFERENCE	0- 0	0- 2	4- 6				
1- 4	0- 0	0- 0	HOME	0- 0	0- 1	1- 3				
3- 3	0- 0	0- 0	AWAY	0- 0	0- 1	3- 2				
0- 1	0- 0	0- 0	NEUTRAL	0- 0	0- 0	0- 1				

RPI 1-25				RPI 26-50			RPI 51-100				RPI 101+			Team's RPI: 328	
RPI	S	Opponent	Score	RPI	S	Opponent	Score	RPI	S	Opponent	Score	RPI	S	Opponent	Score
2	A	South Carolina	43 103					66	A	South Fla.	29 80	137	A	Wisconsin	67 85
20	A	DePaul	76 105									138	H	Texas Southern	54 81
												143	A	Jackson St.	62 94
												162	H	North Ala.	60 81
												164	H	Samford	48 83
												220	A	Clemson	43 76
												250	A	Southern U.	47 69
												261	H	Alabama A&M	55 56
												261	N	Alabama A&M	48 75
												274	H	Jacksonville St.	68 63
												281	A	Ole Miss	66 93
												282	H	Prairie View	59 62
												329	A	Alcorn	63 73
												339	A	Ark.-Pine Bluff	68 65
												339	H	Ark.-Pine Bluff	62 73
												345	A	Grambling	73 59
												351	A	Mississippi Val.	66 61
												351	H	Mississippi Val.	77 64
LAST 10 Division I															
261	H	Alabama A&M	55 56	329	A	Alcorn	63 73								
339	A	Ark.-Pine Bluff	68 65	250	A	Southern U.	47 69								
351	A	Mississippi Val.	66 61	261	N	Alabama A&M	48 75								
138	H	Texas Southern	54 81	339	H	Ark.-Pine Bluff	62 73								
282	H	Prairie View	59 62	351	H	Mississippi Val.	77 64								

Non-Div I Games: Mobile 76 66 Paine 84 58

Alabama St.

■ Loss,
 ■ Non-Conf,
 ■ S Site,
 ■ H Home
 ■ A Away
 N Neutral

Albany (NY)

Through Games Of Feb. 18, 2020

Average RPI Win:	286	WON-LOST	WINNING	LAST 10	STRENGTH OF	OPP. STRENGTH	TEAM	ADJ.	CONF.	ADJ CONF.
Average RPI Loss:	202	RECORD	PCT. RANK	GAMES	SCHEDULE	OF SCHEDULE	RPI	RPI	RPI	RPI
DIV. I ONLY	8- 16	264	3-7	323	307	314	314	27	27	
DIV. I NON-CONF.	3- 9	279	0	318	292	323	323	27	27	
TOTALS	RPI 1-25	RPI 26-50	W-L RECORDS	RPI 51-100	RPI 101-150	RPI 150+				
8- 16	0- 0	0- 0	OVERALL	0- 3	1- 1	7- 12				
5- 8	0- 0	0- 0	HOME	0- 1	1- 1	4- 6				
3- 8	0- 0	0- 0	AWAY	0- 2	0- 0	3- 6				
0- 0	0- 0	0- 0	NEUTRAL	0- 0	0- 0	0- 0				
3- 9	0- 0	0- 0	NON-CONFERENCE	0- 2	1- 1	2- 6				
1- 5	0- 0	0- 0	HOME	0- 0	1- 1	0- 4				
2- 4	0- 0	0- 0	AWAY	0- 2	0- 0	2- 2				
0- 0	0- 0	0- 0	NEUTRAL	0- 0	0- 0	0- 0				
5- 7	0- 0	0- 0	CONFERENCE	0- 1	0- 0	5- 6				
4- 3	0- 0	0- 0	HOME	0- 1	0- 0	4- 2				
1- 4	0- 0	0- 0	AWAY	0- 0	0- 0	1- 4				
0- 0	0- 0	0- 0	NEUTRAL	0- 0	0- 0	0- 0				

RPI S	Opponent	Score	RPI S	Opponent	Score	RPI S	Opponent	Score	RPI S	Opponent	Score	Team's RPI: 314
						63	H Stony Brook	53 73	132	H Boston U.	58 60	
						64	A Marist	52 76	145	H Columbia	82 78	
						85	A Syracuse	53 75	166	H Cornell	51 71	
									168	A Binghamton	42 58	
									168	H Binghamton	56 53	
									185	H Lafayette	47 54	
									205	A Maine	49 60	
									205	H Maine	44 65	
									229	A UMass Lowell	51 53	
									263	H New Hampshire	47 48	
									275	A Siena	46 52	
									279	H Monmouth	41 53	
									295	A Vermont	36 52	
									295	H Vermont	58 49	
									297	H UMBC	56 51	
									305	H St. Francis Brooklyn	41 49	
									315	A Bryant	55 68	
									340	A Canisius	70 53	
									346	A Hartford	68 63	
									346	H Hartford	63 40	
									347	A Central Conn. St.	73 63	
LAST 10 Division I												
205	H Maine	44 65	346	A Hartford	68 63							
346	H Hartford	63 40	229	A UMass Lowell	51 53							
168	A Binghamton	42 58	63	H Stony Brook	53 73							
295	A Vermont	36 52	263	H New Hampshire	47 48							
297	H UMBC	56 51	205	A Maine	49 60							

Non-Div I Games: FDU-Florham 81 21

Albany (NY)

Loss, Non-Conf, S Site, H Home A Away N Neutral

Average RPI Win:	335	WON-LOST	WINNING	LAST 10	STRENGTH OF	OPP. STRENGTH	TEAM	ADJ.	CONF.	ADJ CONF.
Average RPI Loss:	207	RECORD	PCT. RANK	GAMES	SCHEDULE	OF SCHEDULE	RPI	RPI	RPI	RPI
DIV. I ONLY	9- 14	242	6-4	351	332	329	329	32	32	
DIV. I NON-CONF.	2- 8	295	0	338	230	334	334	31	31	
TOTALS	RPI 1-25	RPI 26-50	W-L RECORDS	RPI 51-100	RPI 101-150	RPI 150+				
9- 14	0- 0	0- 0	OVERALL	0- 1	0- 4	9- 9				
5- 3	0- 0	0- 0	HOME	0- 0	0- 2	5- 1				
4- 9	0- 0	0- 0	AWAY	0- 1	0- 2	4- 6				
0- 2	0- 0	0- 0	NEUTRAL	0- 0	0- 0	0- 2				
2- 8	0- 0	0- 0	NON-CONFERENCE	0- 1	0- 1	2- 6				
1- 1	0- 0	0- 0	HOME	0- 0	0- 1	1- 0				
1- 5	0- 0	0- 0	AWAY	0- 1	0- 0	1- 4				
0- 2	0- 0	0- 0	NEUTRAL	0- 0	0- 0	0- 2				
7- 6	0- 0	0- 0	CONFERENCE	0- 0	0- 3	7- 3				
4- 2	0- 0	0- 0	HOME	0- 0	0- 1	4- 1				
3- 4	0- 0	0- 0	AWAY	0- 0	0- 2	3- 2				
0- 0	0- 0	0- 0	NEUTRAL	0- 0	0- 0	0- 0				

RPI 1-25			RPI 26-50			RPI 51-100			RPI 101+			Team's RPI: 329
RPI	S	Opponent	Score	RPI	S	Opponent	Score	RPI	S	Opponent	Score	
						89 A SFA	62 67	127 H UAB			65 86	
								138 A Texas Southern			70 105	
								143 A Jackson St.			66 76	
								143 H Jackson St.			67 83	
								178 A Memphis			51 57	
								217 A UTEP			47 92	
								220 N Clemson			46 77	
								250 A Southern U.			57 74	
								251 A North Texas			31 67	
								259 A Texas St.			59 67	
								261 H Alabama A&M			67 74	
								281 N Ole Miss			55 73	
								282 A Prairie View			68 63	
								328 H Alabama St.			73 63	
								336 A Tennessee St.			62 57	
								339 A Ark.-Pine Bluff			77 75	
								339 H Ark.-Pine Bluff			57 54	
								343 H Florida A&M			58 42	
								345 A Grambling			59 70	
								345 H Grambling			80 54	
								351 A Mississippi Val.			81 67	
								351 H Mississippi Val.			63 60	
LAST 10 Division I												
339	H	Ark.-Pine Bluff	57 54	328	H	Alabama St.	73 63					
351	H	Mississippi Val.	63 60	261	H	Alabama A&M	67 74					
345	A	Grambling	59 70	339	A	Ark.-Pine Bluff	77 75					
143	A	Jackson St.	66 76	351	A	Mississippi Val.	81 67					
250	A	Southern U.	57 74	345	H	Grambling	80 54					

Non-Div I Games: Tougaloo 85 61 Louisiana Col. 86 50

Alcorn

Loss, Non-Conf, S Site, H Home A Away N Neutral

Average RPI Win: 192	WON-LOST	WINNING	LAST 10	STRENGTH OF	OPP. STRENGTH	TEAM	ADJ.	CONF.	ADJ CONF.
Average RPI Loss: 138	RECORD	PCT. RANK	GAMES	SCHEDULE	OF SCHEDULE	RPI	RPI	RPI	RPI
DIV. I ONLY	9- 14	242	3-7	130	150	204	204	15	15
DIV. I NON-CONF.	4- 6	212	0	182	98	211	211	16	16
TOTALS	RPI 1-25	RPI 26-50	W-L RECORDS	RPI 51-100	RPI 101-150	RPI 150+			
9- 14	0- 0	0- 1	OVERALL	1- 3	2- 5	6- 5			
6- 4	0- 0	0- 0	HOME	1- 2	1- 1	4- 1			
3- 9	0- 0	0- 1	AWAY	0- 1	1- 3	2- 4			
0- 1	0- 0	0- 0	NEUTRAL	0- 0	0- 1	0- 0			
4- 6	0- 0	0- 1	NON-CONFERENCE	1- 1	0- 1	3- 3			
3- 1	0- 0	0- 0	HOME	1- 1	0- 0	2- 0			
1- 4	0- 0	0- 1	AWAY	0- 0	0- 0	1- 3			
0- 1	0- 0	0- 0	NEUTRAL	0- 0	0- 1	0- 0			
5- 8	0- 0	0- 0	CONFERENCE	0- 2	2- 4	3- 2			
3- 3	0- 0	0- 0	HOME	0- 1	1- 1	2- 1			
2- 5	0- 0	0- 0	AWAY	0- 1	1- 3	1- 1			
0- 0	0- 0	0- 0	NEUTRAL	0- 0	0- 0	0- 0			

RPI 1-25	RPI 26-50	RPI 51-100	RPI 101+	Team's RPI: 204
RPI S Opponent Score	RPI S Opponent Score	RPI S Opponent Score	RPI S Opponent Score	Score
	45 Ohio 69 81	71 Minnesota 53 70	103 Colgate 62 63	
		73 Bucknell 43 68	103 Colgate 63 61	
		73 Bucknell 57 60	113 Holy Cross 59 72	
		99 Villanova 76 54	129 Lehigh 64 56	
			129 Lehigh 63 64	
			132 Boston U. 44 59	
			133 N Buffalo 55 73	
			153 George Washington 66 53	
			169 Towson 60 63	
			185 Lafayette 52 67	
			191 Radford 59 55	
			208 High Point 56 48	
			228 Saint Joseph's 51 72	
			231 George Mason 55 73	
			243 Loyola Maryland 47 56	
			243 Loyola Maryland 63 44	
			300 Army West Point 67 62	
			300 Army West Point 73 57	
LAST 10 Division I				
73 Bucknell 57 60	103 Colgate 62 63			
243 Loyola Maryland 47 56	243 Loyola Maryland 63 44			
300 Army West Point 67 62	113 Holy Cross 59 72			
185 Lafayette 52 67	73 Bucknell 43 68			
129 Lehigh 64 56	129 Lehigh 63 64			

Non-Div I Games:

American

Appalachian St.

Through Games Of Feb. 18, 2020

Average RPI Win: 288	WON-LOST	WINNING	LAST 10	STRENGTH OF	OPP. STRENGTH	TEAM	ADJ.	CONF.	ADJ CONF.
Average RPI Loss: 135	RECORD	PCT. RANK	GAMES	SCHEDULE	OF SCHEDULE	RPI	RPI	RPI	RPI
DIV. I ONLY	8- 16	264	5-5	137	221	239	239	21	21
DIV. I NON-CONF.	3- 8	268	0	150	244	243	243	19	19
TOTALS	RPI 1-25	RPI 26-50	W-L RECORDS	RPI 51-100	RPI 101-150	RPI 150+			
8- 16	0- 1	0- 3	OVERALL	0- 1	0- 5	8- 6			
5- 5	0- 0	0- 1	HOME	0- 1	0- 1	5- 2			
2- 10	0- 1	0- 2	AWAY	0- 0	0- 3	2- 4			
1- 1	0- 0	0- 0	NEUTRAL	0- 0	0- 1	1- 0			
3- 8	0- 1	0- 1	NON-CONFERENCE	0- 0	0- 3	3- 3			
1- 2	0- 0	0- 0	HOME	0- 0	0- 0	1- 2			
1- 5	0- 1	0- 1	AWAY	0- 0	0- 2	1- 1			
1- 1	0- 0	0- 0	NEUTRAL	0- 0	0- 1	1- 0			
5- 8	0- 0	0- 2	CONFERENCE	0- 1	0- 2	5- 3			
4- 3	0- 0	0- 1	HOME	0- 1	0- 1	4- 0			
1- 5	0- 0	0- 1	AWAY	0- 0	0- 1	1- 3			
0- 0	0- 0	0- 0	NEUTRAL	0- 0	0- 0	0- 0			

RPI 1-25				RPI 26-50				RPI 51-100				RPI 101+ Team's RPI: 239			
RPI	S	Opponent	Score	RPI	S	Opponent	Score	RPI	S	Opponent	Score	RPI	S	Opponent	Score
2	A	South Carolina	50 92	35	A	Michigan	35 62	82	H	Coastal Caro.	53 80	107	A	UT Arlington	44 63
				48	A	Troy	55 84					107	H	UT Arlington	60 82
				48	H	Troy	61 81					111	N	Bethune-Cookman	44 61
												118	A	VCU	38 66
												148	A	UNC Greensboro	47 54
												160	A	Elon	66 67
												207	H	Gardner-Webb	56 67
												211	A	Little Rock	63 68
												236	A	South Alabama	66 81
												236	H	South Alabama	71 59
												259	A	Texas St.	59 47
												259	H	Texas St.	73 65
												260	A	Arkansas St.	58 76
												280	A	Wofford	54 51
												284	H	ETSU	61 67
												301	H	Ga. Southern	83 75
												309	H	Georgia St.	65 37
												322	H	Mercer	77 68
												340	N	Canisius	74 57
LAST 10 Division I															
				48	H	Troy	61 81	309	H	Georgia St.	65 37				
				236	H	South Alabama	71 59	211	A	Little Rock	63 68				
				259	A	Texas St.	59 47	82	H	Coastal Caro.	53 80				
				107	A	UT Arlington	44 63	260	A	Arkansas St.	58 76				
				301	H	Ga. Southern	83 75	259	H	Texas St.	73 65				

Non-Div I Games:

Appalachian St.

■ Loss,
■ Non-Conf, S Site,
■ Home
■ Away
N Neutral

Arizona

Through Games Of Feb. 18, 2020

Average RPI Win:	159	WON-LOST	WINNING	LAST 10	STRENGTH OF	OPP. STRENGTH	TEAM	ADJ.	CONF.	ADJ CONF.
Average RPI Loss:	6	RECORD	PCT. RANK	GAMES	SCHEDULE	OF SCHEDULE	RPI	RPI	RPI	RPI
DIV. I ONLY	21- 4	21	8-2	72	21	24	24	1	1	
DIV. I NON-CONF.	11- 0	1	0	332	251	78	78	1	1	
TOTALS	RPI 1-25	RPI 26-50	W-L RECORDS	RPI 51-100	RPI 101-150	RPI 150+				
21- 4	2- 4	3- 0	OVERALL	4- 0	2- 0	10- 0				
12- 2	1- 2	1- 0	HOME	2- 0	1- 0	7- 0				
9- 2	1- 2	2- 0	AWAY	2- 0	1- 0	3- 0				
0- 0	0- 0	0- 0	NEUTRAL	0- 0	0- 0	0- 0				
11- 0	0- 0	1- 0	NON-CONFERENCE	0- 0	0- 0	10- 0				
7- 0	0- 0	0- 0	HOME	0- 0	0- 0	7- 0				
4- 0	0- 0	1- 0	AWAY	0- 0	0- 0	3- 0				
0- 0	0- 0	0- 0	NEUTRAL	0- 0	0- 0	0- 0				
10- 4	2- 4	2- 0	CONFERENCE	4- 0	2- 0	0- 0				
5- 2	1- 2	1- 0	HOME	2- 0	1- 0	0- 0				
5- 2	1- 2	1- 0	AWAY	2- 0	1- 0	0- 0				
0- 0	0- 0	0- 0	NEUTRAL	0- 0	0- 0	0- 0				

RPI	S	Opponent	Score	RPI	S	Opponent	Score	RPI	S	Opponent	Score	RPI	S	Opponent	Score
1	A	Oregon	52 85	28	A	Arizona St.	58 53	75	A	Southern California	65 57	136	A	Washington	66 58
1	H	Oregon	64 71	28	H	Arizona St.	59 53	75	H	Southern California	73 57	136	H	Washington	64 53
8	A	UCLA	58 70	41	A	Texas	83 58	98	A	Washington St.	74 67	172	A	Montana	77 42
8	H	UCLA	92 66					98	H	Washington St.	72 57	203	H	Santa Clara	65 52
15	A	Oregon St.	65 58									212	H	North Dakota	74 42
15	H	Oregon St.	61 63									217	A	UTEP	54 43
												267	H	UC Santa Barbara	61 42
												279	H	Monmouth	86 34
												282	H	Prairie View	83 48
												283	H	UC Riverside	70 27
												336	H	Tennessee St.	77 42
												348	A	Chicago St.	82 50
LAST 10 Division I															
98	H	Washington St.	72 57	8	H	UCLA	92 66								
136	H	Washington	64 53	28	H	Arizona St.	59 53								
15	A	Oregon St.	65 58	136	A	Washington	66 58								
1	A	Oregon	52 85	98	A	Washington St.	74 67								
75	H	Southern California	73 57	1	H	Oregon	64 71								

Non-Div I Games:

Arizona

Loss, Non-Conf, S Site, H Home A Away N Neutral

Average RPI Win:	145	WON-LOST	WINNING	LAST 10	STRENGTH OF	OPP. STRENGTH	TEAM	ADJ.	CONF.	ADJ CONF.
Average RPI Loss:	23	RECORD	PCT. RANK	GAMES	SCHEDULE	OF SCHEDULE	RPI	RPI	RPI	RPI
DIV. I ONLY	18- 8	61	6-4	29	8	28	28	1	1	
DIV. I NON-CONF.	10- 2	29	0	214	86	60	60	1	1	
TOTALS	RPI 1-25	RPI 26-50	W-L RECORDS	RPI 51-100	RPI 101-150	RPI 150+				
18- 8	2- 6	1- 1	OVERALL	6- 1	2- 0	7- 0				
12- 2	2- 2	1- 0	HOME	3- 0	1- 0	5- 0				
4- 5	0- 4	0- 0	AWAY	2- 1	1- 0	1- 0				
2- 1	0- 0	0- 1	NEUTRAL	1- 0	0- 0	1- 0				
10- 2	0- 0	1- 1	NON-CONFERENCE	2- 1	0- 0	7- 0				
7- 0	0- 0	1- 0	HOME	1- 0	0- 0	5- 0				
1- 1	0- 0	0- 0	AWAY	0- 1	0- 0	1- 0				
2- 1	0- 0	0- 1	NEUTRAL	1- 0	0- 0	1- 0				
8- 6	2- 6	0- 0	CONFERENCE	4- 0	2- 0	0- 0				
5- 2	2- 2	0- 0	HOME	2- 0	1- 0	0- 0				
3- 4	0- 4	0- 0	AWAY	2- 0	1- 0	0- 0				
0- 0	0- 0	0- 0	NEUTRAL	0- 0	0- 0	0- 0				

RPI 1-25				RPI 26-50				RPI 51-100				RPI 101+			
RPI	S	Opponent	Score	RPI	S	Opponent	Score	RPI	S	Opponent	Score	RPI	S	Opponent	Score
1	A	Oregon	48 79	34	N	Purdue	52 59	52	N	Middle Tenn.	61 60	136	A	Washington	67 50
1	H	Oregon	72 66	40	H	Creighton	70 55	66	H	BYU	60 52	136	H	Washington	72 68
8	A	UCLA	66 68					71	A	Minnesota	66 80	180	H	Idaho St.	74 69
8	H	UCLA	61 70					75	A	Southern California	63 54	200	H	New Mexico	84 47
15	A	Oregon St.	62 64					75	H	Southern California	76 75	205	N	Maine	57 31
15	H	Oregon St.	55 47					98	A	Washington St.	65 56	300	H	Army West Point	83 51
24	A	Arizona	53 59					98	H	Washington St.	62 59	303	H	Air Force	87 56
24	H	Arizona	53 58									313	H	Cal Poly	66 41
												316	A	New Mexico St.	70 47
LAST 10 Division I															
136	H	Washington	72 68	75	H	Southern California	76 75								
98	H	Washington St.	62 59	24	A	Arizona	53 59								
1	A	Oregon	48 79	98	A	Washington St.	65 56								
15	A	Oregon St.	62 64	136	A	Washington	67 50								
8	H	UCLA	61 70	15	H	Oregon St.	55 47								

Non-Div I Games:

Arizona St.

Average RPI Win:	341	WON-LOST	WINNING	LAST 10	STRENGTH OF	OPP. STRENGTH	TEAM	ADJ.	CONF.	ADJ CONF.
Average RPI Loss:	201	RECORD	PCT. RANK	GAMES	SCHEDULE	OF SCHEDULE	RPI	RPI	RPI	RPI
DIV. I ONLY	3- 19	328	1-9	308	335	339	339	32	32	
DIV. I NON-CONF.	0- 9	338	0	115	104	317	317	31	31	
TOTALS	RPI 1-25	RPI 26-50	W-L RECORDS	RPI 51-100	RPI 101-150	RPI 150+				
3- 19	0- 0	0- 1	OVERALL	0- 3	0- 4	3- 11				
1- 5	0- 0	0- 0	HOME	0- 0	0- 1	1- 4				
2- 14	0- 0	0- 1	AWAY	0- 3	0- 3	2- 7				
0- 0	0- 0	0- 0	NEUTRAL	0- 0	0- 0	0- 0				
0- 9	0- 0	0- 1	NON-CONFERENCE	0- 3	0- 2	0- 3				
0- 0	0- 0	0- 0	HOME	0- 0	0- 0	0- 0				
0- 9	0- 0	0- 1	AWAY	0- 3	0- 2	0- 3				
0- 0	0- 0	0- 0	NEUTRAL	0- 0	0- 0	0- 0				
3- 10	0- 0	0- 0	CONFERENCE	0- 0	0- 2	3- 8				
1- 5	0- 0	0- 0	HOME	0- 0	0- 1	1- 4				
2- 5	0- 0	0- 0	AWAY	0- 0	0- 1	2- 4				
0- 0	0- 0	0- 0	NEUTRAL	0- 0	0- 0	0- 0				

RPI 1-25				RPI 26-50				RPI 51-100				RPI 101+				Team's RPI: 339	
RPI	S	Opponent	Score	RPI	S	Opponent	Score	RPI	S	Opponent	Score	RPI	S	Opponent	Score		
				44	A	Iowa St.	40 90	56	A	Tennessee	51 92	138	A	Texas Southern	77 78		
								82	A	Coastal Caro.	69 76	143	H	Jackson St.	44 56		
								98	A	Washington St.	56 85	146	A	Texas Tech	55 81		
												147	A	Wichita St.	50 100		
												176	A	Illinois	50 65		
												237	A	Milwaukee	55 69		
												250	A	Southern U.	61 85		
												250	H	Southern U.	43 70		
												260	A	Arkansas St.	60 81		
												261	A	Alabama A&M	55 74		
												261	H	Alabama A&M	52 65		
												282	A	Prairie View	51 61		
												328	A	Alabama St.	73 62		
												328	H	Alabama St.	65 68		
												329	A	Alcorn	54 57		
												329	H	Alcorn	75 77		
												345	H	Grambling	84 79		
												351	A	Mississippi Val.	80 77		
LAST 10 Division I																	
				329	A	Alcorn	54 57	345	H	Grambling	84 79						
				250	A	Southern U.	61 85	138	A	Texas Southern	77 78						
				328	H	Alabama St.	65 68	282	A	Prairie View	51 61						
				261	H	Alabama A&M	52 65	329	H	Alcorn	75 77						
				143	H	Jackson St.	44 56	250	H	Southern U.	43 70						

Non-Div I Games: Philander Smith 66 54

Ark.-Pine Bluff

■ Loss,
 ■ Non-Conf,
 ■ S Site,
 ■ Home
 ■ A Away
 N Neutral

Arkansas

Through Games Of Feb. 18, 2020

Average RPI Win:	150	WON-LOST	WINNING	LAST 10	STRENGTH OF	OPP. STRENGTH	TEAM	ADJ.	CONF.	ADJ CONF.
Average RPI Loss:	47	RECORD	PCT. RANK	GAMES	SCHEDULE	OF SCHEDULE	RPI	RPI	RPI	RPI
DIV. I ONLY	20- 5	30	7-3	84	35	37	37	4	4	
DIV. I NON-CONF.	12- 1	10	0	161	137	31	31	5	5	
TOTALS	RPI 1-25	RPI 26-50	W-L RECORDS	RPI 51-100	RPI 101-150	RPI 150+				
20- 5	1- 3	0- 0	OVERALL	6- 1	6- 1	7- 0				
13- 3	1- 2	0- 0	HOME	4- 1	2- 0	6- 0				
5- 2	0- 1	0- 0	AWAY	1- 0	3- 1	1- 0				
2- 0	0- 0	0- 0	NEUTRAL	1- 0	1- 0	0- 0				
12- 1	0- 0	0- 0	NON-CONFERENCE	5- 0	1- 1	6- 0				
10- 0	0- 0	0- 0	HOME	4- 0	0- 0	6- 0				
0- 1	0- 0	0- 0	AWAY	0- 0	0- 1	0- 0				
2- 0	0- 0	0- 0	NEUTRAL	1- 0	1- 0	0- 0				
8- 4	1- 3	0- 0	CONFERENCE	1- 1	5- 0	1- 0				
3- 3	1- 2	0- 0	HOME	0- 1	2- 0	0- 0				
5- 1	0- 1	0- 0	AWAY	1- 0	3- 0	1- 0				
0- 0	0- 0	0- 0	NEUTRAL	0- 0	0- 0	0- 0				

RPI 1-25				RPI 26-50		Team's RPI: 37		RPI 51-100				RPI 101+			
RPI	S	Opponent	Score	RPI	S	Opponent	Score	RPI	S	Opponent	Score	RPI	S	Opponent	Score
2	A	South Carolina	82 91					60	H	Belmont	91 60	101	A	Vanderbilt	100 66
2	H	South Carolina	65 86					62	H	UT Martin	96 46	105	A	Auburn	86 70
14	H	Texas A&M	77 84					63	H	Stony Brook	88 58	134	H	Florida	79 57
23	H	Kentucky	103 85					79	A	Alabama	66 48	135	A	California	80 84
								83	H	Georgia	55 64	137	N	Wisconsin	68 64
								88	N	Fordham	71 59	140	A	Missouri	85 81
								100	H	Kansas St.	81 72	140	H	Missouri	90 73
												152	H	New Orleans	82 52
												210	H	Oral Roberts	96 64
												211	H	Little Rock	86 53
												242	H	Tulsa	91 41
												281	A	Ole Miss	108 64
												337	H	Northwestern St.	99 39
												341	H	McNeese	101 58
LAST 10 Division I															
281	A	Ole Miss	108 64	134	H	Florida	79 57								
23	H	Kentucky	103 85	83	H	Georgia	55 64								
2	H	South Carolina	65 86	101	A	Vanderbilt	100 66								
140	A	Missouri	85 81	140	H	Missouri	90 73								
79	A	Alabama	66 48	2	A	South Carolina	82 91								

Non-Div I Games:

Arkansas

■ Loss,
 ■ Non-Conf,
 ■ S Site,
 ■ H Home
 ■ A Away
 N Neutral

Average RPI Win:	265	WON-LOST	WINNING	LAST 10	STRENGTH OF	OPP. STRENGTH	TEAM	ADJ.	CONF.	ADJ CONF.
Average RPI Loss:	180	RECORD	PCT. RANK	GAMES	SCHEDULE	OF SCHEDULE	RPI	RPI	RPI	RPI
DIV. I ONLY	8- 15	257	4-6	228	277	260	260	21	21	
DIV. I NON-CONF.	2- 8	295	0	104	286	252	252	19	19	
TOTALS	RPI 1-25	RPI 26-50	W-L RECORDS	RPI 51-100	RPI 101-150	RPI 150+				
8- 15	0- 2	0- 0	OVERALL	1- 0	0- 3	7- 10				
5- 3	0- 0	0- 0	HOME	1- 0	0- 2	4- 1				
3- 11	0- 2	0- 0	AWAY	0- 0	0- 1	3- 8				
0- 1	0- 0	0- 0	NEUTRAL	0- 0	0- 0	0- 1				
2- 8	0- 2	0- 0	NON-CONFERENCE	0- 0	0- 1	2- 5				
1- 1	0- 0	0- 0	HOME	0- 0	0- 1	1- 0				
1- 6	0- 2	0- 0	AWAY	0- 0	0- 0	1- 4				
0- 1	0- 0	0- 0	NEUTRAL	0- 0	0- 0	0- 1				
6- 7	0- 0	0- 0	CONFERENCE	1- 0	0- 2	5- 5				
4- 2	0- 0	0- 0	HOME	1- 0	0- 1	3- 1				
2- 5	0- 0	0- 0	AWAY	0- 0	0- 1	2- 4				
0- 0	0- 0	0- 0	NEUTRAL	0- 0	0- 0	0- 0				

RPI 1-25				RPI 26-50				RPI 51-100				RPI 101+ Team's RPI: 260			
RPI	S	Opponent	Score	RPI	S	Opponent	Score	RPI	S	Opponent	Score	RPI	S	Opponent	Score
4	A	Baylor	43 111					82	H	Coastal Caro.	63 61	107	A	UT Arlington	44 71
20	A	DePaul	64 109									107	H	UT Arlington	62 89
												123	H	Southeast Mo. St.	67 79
												157	N	N.C. A&T	50 55
												178	A	Memphis	50 78
												202	A	Louisiana	43 83
												211	A	Little Rock	58 67
												235	A	Murray St.	62 77
												239	H	Appalachian St.	76 58
												240	A	Louisiana Tech	54 67
												241	A	San Diego St.	71 62
												242	A	Tulsa	77 79
												259	A	Texas St.	56 53
												259	H	Texas St.	69 83
												301	A	Ga. Southern	67 80
												301	H	Ga. Southern	69 62
												309	A	Georgia St.	56 67
												309	H	Georgia St.	70 68
												339	H	Ark.-Pine Bluff	81 60
												350	A	La.-Monroe	54 53
LAST 10 Division I															
259	H	Texas St.	69 83	82	H	Coastal Caro.	63 61	202	A	Louisiana	43 83				
107	H	UT Arlington	62 89					211	A	Little Rock	58 67				
301	A	Ga. Southern	67 80					239	H	Appalachian St.	76 58				
309	A	Georgia St.	56 67					301	H	Ga. Southern	69 62				
350	A	La.-Monroe	54 53												

Non-Div I Games: Central Baptist 88 63

Arkansas St.

Average RPI Win:	278	WON-LOST	WINNING	LAST 10	STRENGTH OF	OPP. STRENGTH	TEAM	ADJ.	CONF.	ADJ CONF.
Average RPI Loss:	151	RECORD	PCT. RANK	GAMES	SCHEDULE	OF SCHEDULE	RPI	RPI	RPI	RPI
DIV. I ONLY	5- 19	315	1-9	173	203	300	300	15	15	
DIV. I NON-CONF.	4- 7	225	0	226	274	255	255	16	16	
TOTALS	RPI 1-25	RPI 26-50	W-L RECORDS	RPI 51-100	RPI 101-150	RPI 150+				
5- 19	0- 1	0- 1	OVERALL	0- 3	1- 6	4- 8				
3- 8	0- 1	0- 0	HOME	0- 1	1- 4	2- 2				
2- 11	0- 0	0- 1	AWAY	0- 2	0- 2	2- 6				
0- 0	0- 0	0- 0	NEUTRAL	0- 0	0- 0	0- 0				
4- 7	0- 1	0- 1	NON-CONFERENCE	0- 1	0- 2	4- 2				
2- 3	0- 1	0- 0	HOME	0- 0	0- 2	2- 0				
2- 4	0- 0	0- 1	AWAY	0- 1	0- 0	2- 2				
0- 0	0- 0	0- 0	NEUTRAL	0- 0	0- 0	0- 0				
1- 12	0- 0	0- 0	CONFERENCE	0- 2	1- 4	0- 6				
1- 5	0- 0	0- 0	HOME	0- 1	1- 2	0- 2				
0- 7	0- 0	0- 0	AWAY	0- 1	0- 2	0- 4				
0- 0	0- 0	0- 0	NEUTRAL	0- 0	0- 0	0- 0				

RPI 1-25				RPI 26-50				RPI 51-100				RPI 101+ Team's RPI: 300			
RPI	S	Opponent	Score	RPI	S	Opponent	Score	RPI	S	Opponent	Score	RPI	S	Opponent	Score
19	H	TCU	52 66	28	A	Arizona St.	51 83	69	A	St. John's (NY)	60 96	103	A	Colgate	93 100
								73	A	Bucknell	46 77	113	H	Holy Cross	61 48
								73	H	Bucknell	52 63	129	A	Lehigh	72 89
												129	H	Lehigh	65 94
												131	H	William & Mary	65 77
												132	H	Boston U.	66 72
												145	H	Columbia	62 71
												185	A	Lafayette	58 67
												185	H	Lafayette	52 57
												204	A	American	57 73
												204	H	American	62 67
												219	A	Manhattan	56 86
												243	A	Loyola Maryland	59 68
												294	A	Navy	45 57
												303	A	Air Force	68 66
												305	A	St. Francis Brooklyn	64 70
												315	H	Bryant	81 75
												319	A	Fairleigh Dickinson	70 68
												338	H	LIU Brooklyn	67 60
LAST 10 Division I															
129	A	Lehigh	72 89	294	A	Navy	45 57								
185	A	Lafayette	58 67	185	H	Lafayette	52 57								
204	H	American	62 67	243	A	Loyola Maryland	59 68								
129	H	Lehigh	65 94	113	H	Holy Cross	61 48								
73	A	Bucknell	46 77	132	H	Boston U.	66 72								

Non-Div I Games:

Army West Point

■ Loss,
 ■ Non-Conf, S Site,
 ■ Home
 ■ Away
 N Neutral

Average RPI Win:	176	WON-LOST	WINNING	LAST 10	STRENGTH OF	OPP. STRENGTH	TEAM	ADJ.	CONF.	ADJ CONF.
Average RPI Loss:	58	RECORD	PCT. RANK	GAMES	SCHEDULE	OF SCHEDULE	RPI	RPI	RPI	RPI
DIV. I ONLY	9- 14	242	3-7	11	66	105	105	4	4	
DIV. I NON-CONF.	6- 5	151	0	20	171	72	72	5	5	
TOTALS	RPI 1-25	RPI 26-50	W-L RECORDS	RPI 51-100	RPI 101-150	RPI 150+				
9- 14	0- 4	2- 3	OVERALL	0- 4	2- 3	5- 0				
7- 4	0- 0	1- 2	HOME	0- 1	2- 1	4- 0				
1- 8	0- 4	0- 0	AWAY	0- 2	0- 2	1- 0				
1- 2	0- 0	1- 1	NEUTRAL	0- 1	0- 0	0- 0				
6- 5	0- 1	1- 2	NON-CONFERENCE	0- 1	1- 1	4- 0				
4- 1	0- 0	0- 1	HOME	0- 0	1- 0	3- 0				
1- 2	0- 1	0- 0	AWAY	0- 0	0- 1	1- 0				
1- 2	0- 0	1- 1	NEUTRAL	0- 1	0- 0	0- 0				
3- 9	0- 3	1- 1	CONFERENCE	0- 3	1- 2	1- 0				
3- 3	0- 0	1- 1	HOME	0- 1	1- 1	1- 0				
0- 6	0- 3	0- 0	AWAY	0- 2	0- 1	0- 0				
0- 0	0- 0	0- 0	NEUTRAL	0- 0	0- 0	0- 0				

RPI	S	Opponent	Score	RPI	S	Opponent	Score	RPI	S	Opponent	Score	RPI	S	Opponent	Score	Team's RPI: 105
2	A	South Carolina	53 79	26	H	LSU	65 60	52	N	Middle Tenn.	50 73	101	A	Vanderbilt	55 77	
11	A	Mississippi St.	73 78	27	H	Old Dominion	77 89	79	A	Alabama	64 68	101	H	Vanderbilt	70 62	
19	A	TCU	65 80	36	N	Drake	82 83	79	H	Alabama	48 75	111	H	Bethune-Cookman	74 56	
23	A	Kentucky	61 68	37	H	Arkansas	70 86	83	A	Georgia	50 61	127	A	UAB	75 80	
				50	N	Dayton	76 74					134	H	Florida	63 83	
LAST 10 Division I																
26	H	LSU	65 60	23	A	Kentucky	61 68									
2	A	South Carolina	53 79	281	H	Ole Miss	59 43									
79	A	Alabama	64 68	83	A	Georgia	50 61									
101	H	Vanderbilt	70 62	79	H	Alabama	48 75									
11	A	Mississippi St.	73 78	134	H	Florida	63 83									

Non-Div I Games:

Auburn

■ Loss,
 ■ Non-Conf,
 ■ S Site,
 ■ H Home
 ■ A Away
 N Neutral

Average RPI Win:	267	WON-LOST	WINNING	LAST 10	STRENGTH OF	OPP. STRENGTH	TEAM	ADJ.	CONF.	ADJ CONF.
Average RPI Loss:	111	RECORD	PCT. RANK	GAMES	SCHEDULE	OF SCHEDULE	RPI	RPI	RPI	RPI
DIV. I ONLY	13- 10	131	5-5	252	249	175	175	20	20	
DIV. I NON-CONF.	7- 2	53	0	298	243	99	99	23	23	
TOTALS	RPI 1-25	RPI 26-50	W-L RECORDS	RPI 51-100	RPI 101-150	RPI 150+				
13- 10	0- 1	0- 0	OVERALL	1- 4	0- 2	12- 3				
6- 4	0- 0	0- 0	HOME	1- 2	0- 1	5- 1				
6- 6	0- 1	0- 0	AWAY	0- 2	0- 1	6- 2				
1- 0	0- 0	0- 0	NEUTRAL	0- 0	0- 0	1- 0				
7- 2	0- 1	0- 0	NON-CONFERENCE	1- 0	0- 0	6- 1				
2- 0	0- 0	0- 0	HOME	1- 0	0- 0	1- 0				
4- 2	0- 1	0- 0	AWAY	0- 0	0- 0	4- 1				
1- 0	0- 0	0- 0	NEUTRAL	0- 0	0- 0	1- 0				
6- 8	0- 0	0- 0	CONFERENCE	0- 4	0- 2	6- 2				
4- 4	0- 0	0- 0	HOME	0- 2	0- 1	4- 1				
2- 4	0- 0	0- 0	AWAY	0- 2	0- 1	2- 1				
0- 0	0- 0	0- 0	NEUTRAL	0- 0	0- 0	0- 0				

RPI S	Opponent	Score	RPI S	Opponent	Score	RPI S	Opponent	Score	RPI S	Opponent	Score	Team's RPI: 175
23	A Kentucky	52 81				60	A Belmont	46 69	123	A Southeast Mo. St.	43 81	
						60	H Belmont	52 53	123	H Southeast Mo. St.	66 79	
						62	A UT Martin	61 65	168	N Binghamton	80 63	
						62	H UT Martin	61 69	176	A Illinois	62 76	
						90	H Illinois St.	77 72	197	A Tennessee Tech	49 58	
									198	A Chattanooga	50 49	
									225	H Eastern Ill.	47 76	
									235	H Murray St.	69 61	
									261	A Alabama A&M	67 61	
									265	H Eastern Ky.	69 53	
									274	A Jacksonville St.	63 57	
									296	A FIU	58 56	
									324	H Evansville	80 64	
									334	H SIUE	74 61	
									336	A Tennessee St.	87 55	
									336	H Tennessee St.	76 58	
									351	A Mississippi Val.	100 82	
LAST 10 Division I												
265	H Eastern Ky.	69 53	334	H SIUE	74 61							
235	H Murray St.	69 61	60	H Belmont	52 53							
60	A Belmont	46 69	336	H Tennessee St.	76 58							
336	A Tennessee St.	87 55	62	A UT Martin	61 65							
225	H Eastern Ill.	47 76	123	A Southeast Mo. St.	43 81							

Non-Div I Games: Christian Bros. 82 62 Ky. Wesleyan 103 70

Austin Peay

Loss, Non-Conf, S Site, H Home A Away N Neutral

BYU		WON-LOST	WINNING	LAST 10	STRENGTH OF	OPP. STRENGTH	TEAM	ADJ.	CONF.	ADJ CONF.
Average RPI Win:	182	RECORD	PCT. RANK	GAMES	SCHEDULE	OF SCHEDULE	RPI	RPI	RPI	RPI
Average RPI Loss:	72									
DIV. I ONLY	14- 9	104	8-2	61	89	66	66	11	11	
DIV. I NON-CONF.	4- 5	195	0	87	44	132	132	11	11	

TOTALS	RPI 1-25	RPI 26-50	W-L RECORDS	RPI 51-100	RPI 101-150	RPI 150+				
14- 9	0- 3	0- 1	OVERALL	1- 1	4- 4	9- 0				
7- 3	0- 1	0- 0	HOME	0- 0	2- 2	5- 0				
6- 5	0- 1	0- 1	AWAY	1- 1	2- 2	3- 0				
1- 1	0- 1	0- 0	NEUTRAL	0- 0	0- 0	1- 0				
4- 5	0- 1	0- 1	NON-CONFERENCE	1- 1	0- 2	3- 0				
2- 1	0- 0	0- 0	HOME	0- 0	0- 1	2- 0				
1- 3	0- 0	0- 1	AWAY	1- 1	0- 1	0- 0				
1- 1	0- 1	0- 0	NEUTRAL	0- 0	0- 0	1- 0				
10- 4	0- 2	0- 0	CONFERENCE	0- 0	4- 2	6- 0				
5- 2	0- 1	0- 0	HOME	0- 0	2- 1	3- 0				
5- 2	0- 1	0- 0	AWAY	0- 0	2- 1	3- 0				
0- 0	0- 0	0- 0	NEUTRAL	0- 0	0- 0	0- 0				

RPI 1-25				RPI 26-50				RPI 51-100				RPI 101+			
RPI	S	Opponent	Score	RPI	S	Opponent	Score	RPI	S	Opponent	Score	RPI	S	Opponent	Score
13	A	Gonzaga	44 59	28	A	Arizona St.	52 60	59	A	Fresno St.	71 65	109	A	San Diego	45 51
13	H	Gonzaga	43 55					98	A	Washington St.	50 67	109	H	San Diego	52 36
15	N	Oregon St.	34 65									112	H	Utah	73 77
												116	A	Boise St.	55 66
												117	A	Pacific	76 66
												117	H	Pacific	65 54
												144	A	Portland	66 54
												144	H	Portland	48 57
												155	A	Saint Mary's (CA)	65 55
												155	H	Saint Mary's (CA)	60 39
												165	N	San Jose St.	75 56
												190	A	Pepperdine	65 47
												203	H	Santa Clara	71 48
												234	H	San Francisco	57 44
												285	H	Utah St.	67 50
												291	A	LMU (CA)	59 44
												325	H	Utah Valley	71 57

LAST 10 Division I															
117	H	Pacific	65 54	203	H	Santa Clara	71 48								
155	H	Saint Mary's (CA)	60 39	234	H	San Francisco	57 44								
109	A	San Diego	45 51	155	A	Saint Mary's (CA)	65 55								
13	A	Gonzaga	44 59	117	A	Pacific	76 66								
144	A	Portland	66 54	109	H	San Diego	52 36								

Non-Div I Games: Tex. A&M-Kingsville90 38

BYU

■ Loss,
 ■ Non-Conf,
 ■ S Site,
 ■ H Home
 ■ A Away
 N Neutral

Average RPI Win:	183	WON-LOST	WINNING	LAST 10	STRENGTH OF	OPP. STRENGTH	TEAM	ADJ.	CONF.	ADJ CONF.
Average RPI Loss:	66	RECORD	PCT. RANK	GAMES	SCHEDULE	OF SCHEDULE	RPI	RPI	RPI	RPI
DIV. I ONLY	16- 7	59	7-3	113	103	57	57	10	10	
DIV. I NON-CONF.	7- 4	100	0	202	95	109	109	10	10	
TOTALS	RPI 1-25	RPI 26-50	W-L RECORDS	RPI 51-100	RPI 101-150	RPI 150+				
16- 7	0- 1	0- 2	OVERALL	1- 2	6- 2	9- 0				
8- 1	0- 0	0- 1	HOME	1- 0	3- 0	4- 0				
5- 5	0- 1	0- 1	AWAY	0- 2	1- 1	4- 0				
3- 1	0- 0	0- 0	NEUTRAL	0- 0	2- 1	1- 0				
7- 4	0- 0	0- 1	NON-CONFERENCE	1- 2	2- 1	4- 0				
2- 1	0- 0	0- 1	HOME	1- 0	0- 0	1- 0				
2- 2	0- 0	0- 0	AWAY	0- 2	0- 0	2- 0				
3- 1	0- 0	0- 0	NEUTRAL	0- 0	2- 1	1- 0				
9- 3	0- 1	0- 1	CONFERENCE	0- 0	4- 1	5- 0				
6- 0	0- 0	0- 0	HOME	0- 0	3- 0	3- 0				
3- 3	0- 1	0- 1	AWAY	0- 0	1- 1	2- 0				
0- 0	0- 0	0- 0	NEUTRAL	0- 0	0- 0	0- 0				

RPI 1-25				RPI 26-50				RPI 51-100				Team's RPI: 57	RPI 101+			
RPI	S	Opponent	Score	RPI	S	Opponent	Score	RPI	S	Opponent	Score		RPI	S	Opponent	Score
17	A	Central Mich.	39 66	32	H	Western Ky.	86 91	53	A	IUPUI	48 65		104	A	Kent St.	68 69
				45	A	Ohio	71 79	77	A	Cincinnati	56 63		104	H	Kent St.	66 62
								94	H	Butler	74 70		129	N	Lehigh	54 52
													133	A	Buffalo	69 58
													133	H	Buffalo	69 65
													137	N	Wisconsin	56 67
													141	N	Providence	52 51
													150	H	Western Mich.	68 65
													156	A	Toledo	60 58
													173	H	Eastern Mich.	59 54
													187	H	Miami (OH)	80 63
													192	H	Akron	60 52
													200	A	New Mexico	70 57
													252	H	Xavier	70 49
													255	A	Bowling Green	86 80
													291	N	LMU (CA)	77 72
													331	A	Purdue Fort Wayne	83 52
LAST 10 Division I																
133	A	Buffalo	69 58	187	H	Miami (OH)	80 63									
156	A	Toledo	60 58	133	H	Buffalo	69 65									
192	H	Akron	60 52	45	A	Ohio	71 79									
150	H	Western Mich.	68 65	17	A	Central Mich.	39 66									
104	A	Kent St.	68 69	173	H	Eastern Mich.	59 54									

Non-Div I Games: Urbana 84 49

Ball St.

■ Loss,
 ■ Non-Conf, S Site,
 ■ Home
 ■ Away
 N Neutral

Average RPI Win:	123	WON-LOST	WINNING	LAST 10	STRENGTH OF	OPP. STRENGTH	TEAM	ADJ.	CONF.	ADJ CONF.
Average RPI Loss:	2	RECORD	PCT. RANK	GAMES	SCHEDULE	OF SCHEDULE	RPI	RPI	RPI	RPI
DIV. I ONLY	24- 1	2	10-0	47	12	4	4	3	3	
DIV. I NON-CONF.	11- 1	13	0	187	16	41	41	3	3	
TOTALS	RPI 1-25	RPI 26-50	W-L RECORDS	RPI 51-100	RPI 101-150	RPI 150+				
24- 1	4- 1	4- 0	OVERALL	6- 0	4- 0	6- 0				
14- 0	1- 0	2- 0	HOME	3- 0	2- 0	6- 0				
8- 0	2- 0	2- 0	AWAY	2- 0	2- 0	0- 0				
2- 1	1- 1	0- 0	NEUTRAL	1- 0	0- 0	0- 0				
11- 1	2- 1	0- 0	NON-CONFERENCE	3- 0	0- 0	6- 0				
8- 0	0- 0	0- 0	HOME	2- 0	0- 0	6- 0				
1- 0	1- 0	0- 0	AWAY	0- 0	0- 0	0- 0				
2- 1	1- 1	0- 0	NEUTRAL	1- 0	0- 0	0- 0				
13- 0	2- 0	4- 0	CONFERENCE	3- 0	4- 0	0- 0				
6- 0	1- 0	2- 0	HOME	1- 0	2- 0	0- 0				
7- 0	1- 0	2- 0	AWAY	2- 0	2- 0	0- 0				
0- 0	0- 0	0- 0	NEUTRAL	0- 0	0- 0	0- 0				

RPI 1-25				RPI 26-50				RPI 51-100				RPI 101+			
RPI	S	Opponent	Score	RPI	S	Opponent	Score	RPI	S	Opponent	Score	RPI	S	Opponent	Score
2	N	South Carolina	59 74	41	A	Texas	64 44	55	H	West Virginia	91 51	114	A	Kansas	90 47
7	A	UConn	74 58	44	H	Iowa St.	83 62	58	A	Oklahoma	77 56	114	H	Kansas	97 44
18	N	Indiana	77 62	46	A	Oklahoma St.	69 42	66	H	South Fla.	58 46	146	A	Texas Tech	77 62
19	A	TCU	66 57	46	H	Oklahoma St.	94 48	83	H	Georgia	72 38	146	H	Texas Tech	87 79
19	H	TCU	81 62					98	N	Washington St.	89 66	260	H	Arkansas St.	111 43
								100	A	Kansas St.	54 40	263	H	New Hampshire	97 29
												268	H	Lamar University	90 28
												271	H	Morehead St.	94 47
												318	H	Houston Baptist	112 42
												345	H	Grambling	120 46
LAST 10 Division I															
146	A	Texas Tech	77 62	41	A	Texas	64 44	44	H	Iowa St.	83 62	146	H	Texas Tech	87 79
46	A	Oklahoma St.	69 42	44	H	Iowa St.	83 62	19	A	TCU	66 57	55	H	West Virginia	91 51
19	H	TCU	81 62												
100	A	Kansas St.	54 40												
114	H	Kansas	97 44												

Non-Div I Games:

Baylor

■ Loss,
 ■ Non-Conf, S Site,
 ■ Home
 ■ Away
 N Neutral

Average RPI Win:	212	WON-LOST	WINNING	LAST 10	STRENGTH OF	OPP. STRENGTH	TEAM	ADJ.	CONF.	ADJ CONF.
Average RPI Loss:	78	RECORD	PCT. RANK	GAMES	SCHEDULE	OF SCHEDULE	RPI	RPI	RPI	RPI
DIV. I ONLY	17- 8	64	9-1	88	171	60	60	20	20	
DIV. I NON-CONF.	5- 6	187	0	16	14	70	70	23	23	
TOTALS	RPI 1-25	RPI 26-50	W-L RECORDS	RPI 51-100	RPI 101-150	RPI 150+				
17- 8	0- 1	1- 4	OVERALL	1- 1	1- 0	14- 2				
12- 0	0- 0	1- 0	HOME	1- 0	0- 0	10- 0				
5- 6	0- 0	0- 3	AWAY	0- 1	1- 0	4- 2				
0- 2	0- 1	0- 1	NEUTRAL	0- 0	0- 0	0- 0				
5- 6	0- 1	1- 4	NON-CONFERENCE	1- 0	0- 0	3- 1				
4- 0	0- 0	1- 0	HOME	1- 0	0- 0	2- 0				
1- 4	0- 0	0- 3	AWAY	0- 0	0- 0	1- 1				
0- 2	0- 1	0- 1	NEUTRAL	0- 0	0- 0	0- 0				
12- 2	0- 0	0- 0	CONFERENCE	0- 1	1- 0	11- 1				
8- 0	0- 0	0- 0	HOME	0- 0	0- 0	8- 0				
4- 2	0- 0	0- 0	AWAY	0- 1	1- 0	3- 1				
0- 0	0- 0	0- 0	NEUTRAL	0- 0	0- 0	0- 0				

RPI 1-25				RPI 26-50				RPI 51-100 Team's RPI: 60				RPI 101+			
RPI	S	Opponent	Score	RPI	S	Opponent	Score	RPI	S	Opponent	Score	RPI	S	Opponent	Score
3	N	Maryland	26 90	30	N	Virginia Tech	58 60	52	H	Middle Tenn.	68 57	123	A	Southeast Mo. St.	57 45
				32	A	Western Ky.	46 77	62	A	UT Martin	57 74	156	A	Toledo	48 53
				33	A	Marquette	51 53					175	A	Austin Peay	53 52
				37	A	Arkansas	60 91					175	H	Austin Peay	69 46
				43	H	UCF	72 37					186	H	Northern Ky.	62 45
												197	A	Tennessee Tech	59 47
												198	H	Chattanooga	63 50
												225	H	Eastern Ill.	69 45
												235	A	Murray St.	86 56
												235	H	Murray St.	70 53
												265	H	Eastern Ky.	68 48
												271	H	Morehead St.	71 62
												273	A	Lipscomb	69 68
												274	A	Jacksonville St.	41 60
												274	H	Jacksonville St.	61 49
												334	H	SIUE	69 48
												336	H	Tennessee St.	70 58
LAST 10 Division I															
				274	H	Jacksonville St.	61 49			197	A	Tennessee Tech	59 47		
				336	H	Tennessee St.	70 58			175	A	Austin Peay	53 52		
				175	H	Austin Peay	69 46			235	A	Murray St.	86 56		
				235	H	Murray St.	70 53			271	H	Morehead St.	71 62		
				274	A	Jacksonville St.	41 60			265	H	Eastern Ky.	68 48		

Non-Div I Games:

Belmont

■ Loss,
 ■ Non-Conf,
 ■ S Site,
 ■ H Home
 ■ A Away
 N Neutral

Average RPI Win:	267	WON-LOST	WINNING	LAST 10	STRENGTH OF	OPP. STRENGTH	TEAM	ADJ.	CONF.	ADJ CONF.
Average RPI Loss:	88	RECORD	PCT. RANK	GAMES	SCHEDULE	OF SCHEDULE	RPI	RPI	RPI	RPI
DIV. I ONLY	17- 5	37	10-0	292	284	111	111	29	29	
DIV. I NON-CONF.	6- 4	123	0	257	83	142	142	29	29	
TOTALS	RPI 1-25	RPI 26-50	W-L RECORDS	RPI 51-100	RPI 101-150	RPI 150+				
17- 5	0- 1	0- 1	OVERALL	0- 1	0- 1	17- 1				
6- 2	0- 1	0- 1	HOME	0- 0	0- 0	6- 0				
10- 3	0- 0	0- 0	AWAY	0- 1	0- 1	10- 1				
1- 0	0- 0	0- 0	NEUTRAL	0- 0	0- 0	1- 0				
6- 4	0- 1	0- 1	NON-CONFERENCE	0- 1	0- 1	6- 0				
1- 2	0- 1	0- 1	HOME	0- 0	0- 0	1- 0				
4- 2	0- 0	0- 0	AWAY	0- 1	0- 1	4- 0				
1- 0	0- 0	0- 0	NEUTRAL	0- 0	0- 0	1- 0				
11- 1	0- 0	0- 0	CONFERENCE	0- 0	0- 0	11- 1				
5- 0	0- 0	0- 0	HOME	0- 0	0- 0	5- 0				
6- 1	0- 0	0- 0	AWAY	0- 0	0- 0	6- 1				
0- 0	0- 0	0- 0	NEUTRAL	0- 0	0- 0	0- 0				

RPI 1-25				RPI 26-50				RPI 51-100				RPI 101+ Team's RPI: 111			
RPI	S	Opponent	Score	RPI	S	Opponent	Score	RPI	S	Opponent	Score	RPI	S	Opponent	Score
17	H	Central Mich.	67 92	48	H	Troy	62 68	79	A	Alabama	49 60	105	A	Auburn	56 74
												157	A	N.C. A&T	69 58
												157	H	N.C. A&T	70 50
												174	A	Jacksonville	53 52
												193	A	Norfolk St.	51 61
												213	A	Stetson	59 55
												239	N	Appalachian St.	61 44
												246	H	Morgan St.	74 65
												248	A	Howard	75 59
												248	H	Howard	88 59
												270	A	Delaware St.	66 55
												296	A	FIU	65 60
												301	H	Ga. Southern	75 57
												312	H	N.C. Central	73 52
												323	A	UMES	62 53
												327	H	Coppin St.	82 51
												343	A	Florida A&M	78 57
												344	A	Charleston So.	81 41
												349	A	South Carolina St.	66 55
LAST 10 Division I															
270	A	Delaware St.	66 55	349	A	South Carolina St.	66 55								
323	A	UMES	62 53	157	A	N.C. A&T	69 58								
248	H	Howard	88 59	312	H	N.C. Central	73 52								
157	H	N.C. A&T	70 50	246	H	Morgan St.	74 65								
343	A	Florida A&M	78 57	327	H	Coppin St.	82 51								

Non-Div I Games: Edward Waters 79 46 Palm Beach Atl. 68 45

Bethune-Cookman

Loss, Non-Conf, S Site, H Home A Away N Neutral

Binghamton

Through Games Of Feb. 18, 2020

Average RPI Win:	271	WON-LOST	WINNING	LAST 10	STRENGTH OF	OPP. STRENGTH	TEAM	ADJ.	CONF.	ADJ CONF.
Average RPI Loss:	179	RECORD	PCT. RANK	GAMES	SCHEDULE	OF SCHEDULE	RPI	RPI	RPI	RPI
DIV. I ONLY	16- 8	70	5-5	313	305	168	168	27	27	
DIV. I NON-CONF.	10- 2	29	0	329	276	125	125	27	27	
TOTALS	RPI 1-25	RPI 26-50	W-L RECORDS	RPI 51-100	RPI 101-150	RPI 150+				
16- 8	0- 0	0- 0	OVERALL	0- 3	0- 0	16- 5				
9- 2	0- 0	0- 0	HOME	0- 1	0- 0	9- 1				
6- 5	0- 0	0- 0	AWAY	0- 2	0- 0	6- 3				
1- 1	0- 0	0- 0	NEUTRAL	0- 0	0- 0	1- 1				
10- 2	0- 0	0- 0	NON-CONFERENCE	0- 1	0- 0	10- 1				
5- 0	0- 0	0- 0	HOME	0- 0	0- 0	5- 0				
4- 1	0- 0	0- 0	AWAY	0- 1	0- 0	4- 0				
1- 1	0- 0	0- 0	NEUTRAL	0- 0	0- 0	1- 1				
6- 6	0- 0	0- 0	CONFERENCE	0- 2	0- 0	6- 4				
4- 2	0- 0	0- 0	HOME	0- 1	0- 0	4- 1				
2- 4	0- 0	0- 0	AWAY	0- 1	0- 0	2- 3				
0- 0	0- 0	0- 0	NEUTRAL	0- 0	0- 0	0- 0				

RPI S	Opponent	Score	RPI S	Opponent	Score	RPI S	Opponent	Score	RPI S	Opponent	Score	Team's RPI: 168
						63	A Stony Brook	54 58	166	A Cornell	59 56	
						63	H Stony Brook	60 67	173	H Eastern Mich.	78 67	
						91	A Miami (FL)	56 79	175	N Austin Peay	63 80	
									185	H Lafayette	74 64	
									205	A Maine	65 75	
									205	H Maine	73 63	
									229	H UMass Lowell	56 66	
									263	A New Hampshire	63 53	
									264	H Niagara	74 55	
									270	A Delaware St.	75 66	
									275	A Siena	89 62	
									293	H St. Bonaventure	78 67	
									295	A Vermont	62 65	
									295	H Vermont	76 53	
									297	A UMBC	61 43	
									314	A Albany (NY)	53 56	
									314	H Albany (NY)	58 42	
									319	A Fairleigh Dickinson	60 48	
									332	H NJIT	75 40	
									345	N Grambling	88 67	
									346	H Hartford	80 44	
LAST 10 Division I												
295	H Vermont	76 53	263	A New Hampshire	63 53							
63	A Stony Brook	54 58	63	H Stony Brook	60 67							
205	A Maine	65 75	205	H Maine	73 63							
314	H Albany (NY)	58 42	295	A Vermont	62 65							
346	H Hartford	80 44	229	H UMass Lowell	56 66							

Non-Div I Games: Bloomsburg 70 45

Binghamton

Loss, Non-Conf, S Site, H Home A Away N Neutral

Average RPI Win:	237	WON-LOST	WINNING	LAST 10	STRENGTH OF	OPP. STRENGTH	TEAM	ADJ.	CONF.	ADJ CONF.
Average RPI Loss:	115	RECORD	PCT. RANK	GAMES	SCHEDULE	OF SCHEDULE	RPI	RPI	RPI	RPI
DIV. I ONLY	16- 9	83	7-3	176	153	116	116	17	17	
DIV. I NON-CONF.	6- 4	123	0	69	30	86	86	21	21	
TOTALS	RPI 1-25	RPI 26-50	W-L RECORDS	RPI 51-100	RPI 101-150	RPI 150+				
16- 9	0- 3	0- 0	OVERALL	1- 2	1- 0	14- 4				
9- 4	0- 1	0- 0	HOME	1- 2	0- 0	8- 1				
7- 5	0- 2	0- 0	AWAY	0- 0	1- 0	6- 3				
0- 0	0- 0	0- 0	NEUTRAL	0- 0	0- 0	0- 0				
6- 4	0- 3	0- 0	NON-CONFERENCE	1- 1	1- 0	4- 0				
4- 2	0- 1	0- 0	HOME	1- 1	0- 0	3- 0				
2- 2	0- 2	0- 0	AWAY	0- 0	1- 0	1- 0				
0- 0	0- 0	0- 0	NEUTRAL	0- 0	0- 0	0- 0				
10- 5	0- 0	0- 0	CONFERENCE	0- 1	0- 0	10- 4				
5- 2	0- 0	0- 0	HOME	0- 1	0- 0	5- 1				
5- 3	0- 0	0- 0	AWAY	0- 0	0- 0	5- 3				
0- 0	0- 0	0- 0	NEUTRAL	0- 0	0- 0	0- 0				

RPI 1-25				RPI 26-50				RPI 51-100				RPI 101+ Team's RPI: 116			
RPI	S	Opponent	Score	RPI	S	Opponent	Score	RPI	S	Opponent	Score	RPI	S	Opponent	Score
5	H	Missouri St.	69 72					59	H	Fresno St.	80 85	127	A	UAB	83 81
6	A	Louisville	82 98					66	H	BYU	66 55	165	A	San Jose St.	61 74
19	A	TCU	65 77					98	H	Washington St.	68 80	190	H	Pepperdine	76 74
												196	A	Wyoming	68 73
												196	H	Wyoming	67 48
												199	A	UNLV	65 66
												200	H	New Mexico	83 82
												221	H	Portland St.	82 57
												241	A	San Diego St.	69 67
												241	H	San Diego St.	86 72
												257	A	Nevada	83 72
												257	H	Nevada	54 40
												266	A	Colorado St.	72 69
												285	A	Utah St.	65 59
												285	H	Utah St.	56 58
												303	A	Air Force	74 69
												303	H	Air Force	70 61
												306	A	Eastern Wash.	63 61
												325	H	Utah Valley	77 69
LAST 10 Division I															
241	A	San Diego St.	69 67	165	A	San Jose St.	61 74								
303	A	Air Force	74 69	59	H	Fresno St.	80 85								
285	H	Utah St.	56 58	285	A	Utah St.	65 59								
196	H	Wyoming	67 48	303	H	Air Force	70 61								
257	A	Nevada	83 72	241	H	San Diego St.	86 72								

Non-Div I Games: Lewis-Clark St. 88 34 Western Ore. 75 32

Boise St.

■ Loss,
 ■ Non-Conf, S Site,
 ■ Home
 ■ Away
 N Neutral

Average RPI Win:	162	WON-LOST	WINNING	LAST 10	STRENGTH OF	OPP. STRENGTH	TEAM	ADJ.	CONF.	ADJ CONF.
Average RPI Loss:	56	RECORD	PCT. RANK	GAMES	SCHEDULE	OF SCHEDULE	RPI	RPI	RPI	RPI
DIV. I ONLY	15- 10	110	6-4	58	57	68	68	5	5	
DIV. I NON-CONF.	7- 4	100	0	89	158	71	71	4	4	
TOTALS	RPI 1-25	RPI 26-50	W-L RECORDS	RPI 51-100	RPI 101-150	RPI 150+				
15- 10	1- 3	0- 2	OVERALL	1- 3	6- 2	7- 0				
8- 4	0- 2	0- 0	HOME	0- 2	4- 0	4- 0				
6- 5	1- 1	0- 2	AWAY	1- 0	2- 2	2- 0				
1- 1	0- 0	0- 0	NEUTRAL	0- 1	0- 0	1- 0				
7- 4	0- 1	0- 0	NON-CONFERENCE	0- 1	2- 2	5- 0				
5- 0	0- 0	0- 0	HOME	0- 0	1- 0	4- 0				
1- 3	0- 1	0- 0	AWAY	0- 0	1- 2	0- 0				
1- 1	0- 0	0- 0	NEUTRAL	0- 1	0- 0	1- 0				
8- 6	1- 2	0- 2	CONFERENCE	1- 2	4- 0	2- 0				
3- 4	0- 2	0- 0	HOME	0- 2	3- 0	0- 0				
5- 2	1- 0	0- 2	AWAY	1- 0	1- 0	2- 0				
0- 0	0- 0	0- 0	NEUTRAL	0- 0	0- 0	0- 0				

RPI 1-25				RPI 26-50				RPI 51-100 Team's RPI: 68				RPI 101+			
RPI	S	Opponent	Score	RPI	S	Opponent	Score	RPI	S	Opponent	Score	RPI	S	Opponent	Score
6	H	Louisville	70 81	30	A	Virginia Tech	49 70	51	H	Virginia	52 69	102	H	North Carolina	93 75
12	A	Northwestern	63 66	31	A	Duke	73 85	65	N	Charlotte	68 84	110	A	Notre Dame	75 65
21	H	NC State	54 72					74	A	Georgia Tech	55 48	110	H	Notre Dame	56 55
25	A	Florida St.	65 56					85	H	Syracuse	79 89	113	A	Holy Cross	71 80
												118	H	VCU	87 52
												122	H	Wake Forest	67 54
												132	A	Boston U.	88 57
												141	A	Providence	60 76
												158	N	Tulane	89 76
												170	H	Rhode Island	66 55
												220	A	Clemson	70 68
												229	H	UMass Lowell	89 46
												270	H	Delaware St.	109 69
												290	A	Pittsburgh	79 70
												305	H	St. Francis Brooklyn	106 69
LAST 10 Division I															
102	H	North Carolina	93 75	25	A	Florida St.	65 56								
110	H	Notre Dame	56 55	30	A	Virginia Tech	49 70								
220	A	Clemson	70 68	74	A	Georgia Tech	55 48								
85	H	Syracuse	79 89	6	H	Louisville	70 81								
122	H	Wake Forest	67 54	51	H	Virginia	52 69								

Non-Div I Games:

Boston College

■ Loss,
 ■ Non-Conf, S Site,
 ■ Home
 ■ Away
 N Neutral

Average RPI Win:	198	WON-LOST	WINNING	LAST 10	STRENGTH OF	OPP. STRENGTH	TEAM	ADJ.	CONF.	ADJ CONF.
Average RPI Loss:	138	RECORD	PCT. RANK	GAMES	SCHEDULE	OF SCHEDULE	RPI	RPI	RPI	RPI
DIV. I ONLY	14- 10	121	8-2	156	157	132	132	15	15	
DIV. I NON-CONF.	5- 6	187	0	156	140	183	183	16	16	
TOTALS	RPI 1-25	RPI 26-50	W-L RECORDS	RPI 51-100	RPI 101-150	RPI 150+				
14- 10	0- 0	0- 0	OVERALL	1- 3	4- 4	9- 3				
7- 5	0- 0	0- 0	HOME	1- 3	2- 2	4- 0				
7- 5	0- 0	0- 0	AWAY	0- 0	2- 2	5- 3				
0- 0	0- 0	0- 0	NEUTRAL	0- 0	0- 0	0- 0				
5- 6	0- 0	0- 0	NON-CONFERENCE	0- 3	1- 2	4- 1				
2- 4	0- 0	0- 0	HOME	0- 3	1- 1	1- 0				
3- 2	0- 0	0- 0	AWAY	0- 0	0- 1	3- 1				
0- 0	0- 0	0- 0	NEUTRAL	0- 0	0- 0	0- 0				
9- 4	0- 0	0- 0	CONFERENCE	1- 0	3- 2	5- 2				
5- 1	0- 0	0- 0	HOME	1- 0	1- 1	3- 0				
4- 3	0- 0	0- 0	AWAY	0- 0	2- 1	2- 2				
0- 0	0- 0	0- 0	NEUTRAL	0- 0	0- 0	0- 0				

RPI S	Opponent	Score	RPI S	Opponent	Score	RPI S	Opponent	Score	RPI S	Opponent	Score	Team's RPI: 132
						64	H Marist	75 89	103	A Colgate	60 58	
						68	H Boston College	57 88	103	H Colgate	61 70	
						73	H Bucknell	52 48	113	A Holy Cross	62 51	
						96	H Harvard	39 66	113	H Holy Cross	76 70	
									126	H Northeastern	72 56	
									129	A Lehigh	34 51	
									135	A California	62 73	
									149	H Massachusetts	45 58	
									159	A UC Davis	68 75	
									171	H Dartmouth	74 56	
									185	A Lafayette	57 59	
									204	H American	59 44	
									205	A Maine	62 49	
									243	A Loyola Maryland	41 39	
									243	H Loyola Maryland	44 42	
									263	A New Hampshire	78 64	
									294	A Navy	41 46	
									294	H Navy	71 56	
									300	A Army West Point	72 66	
									314	A Albany (NY)	60 58	
LAST 10 Division I												
294	H Navy	71 56	113	H Holy Cross	76 70							
103	A Colgate	60 58	294	A Navy	41 46							
113	A Holy Cross	62 51	103	H Colgate	61 70							
73	H Bucknell	52 48	243	H Loyola Maryland	44 42							
243	A Loyola Maryland	41 39	300	A Army West Point	72 66							

Non-Div I Games:

Boston U.

Bowling Green

Through Games Of Feb. 18, 2020

Average RPI Win:	230	WON-LOST	WINNING	LAST 10	STRENGTH OF	OPP. STRENGTH	TEAM	ADJ.	CONF.	ADJ CONF.
Average RPI Loss:	132	RECORD	PCT. RANK	GAMES	SCHEDULE	OF SCHEDULE	RPI	RPI	RPI	RPI
DIV. I ONLY	6- 16	296	1-9	140	146	255	255	10	10	
DIV. I NON-CONF.	5- 5	164	0	189	263	151	151	10	10	
TOTALS	RPI 1-25	RPI 26-50	W-L RECORDS	RPI 51-100	RPI 101-150	RPI 150+				
6- 16	0- 1	0- 2	OVERALL	0- 1	1- 4	5- 8				
3- 5	0- 0	0- 0	HOME	0- 1	1- 0	2- 4				
2- 9	0- 1	0- 2	AWAY	0- 0	0- 3	2- 3				
1- 2	0- 0	0- 0	NEUTRAL	0- 0	0- 1	1- 1				
5- 5	0- 0	0- 1	NON-CONFERENCE	0- 0	0- 2	5- 2				
2- 0	0- 0	0- 0	HOME	0- 0	0- 0	2- 0				
2- 3	0- 0	0- 1	AWAY	0- 0	0- 1	2- 1				
1- 2	0- 0	0- 0	NEUTRAL	0- 0	0- 1	1- 1				
1- 11	0- 1	0- 1	CONFERENCE	0- 1	1- 2	0- 6				
1- 5	0- 0	0- 0	HOME	0- 1	1- 0	0- 4				
0- 6	0- 1	0- 1	AWAY	0- 0	0- 2	0- 2				
0- 0	0- 0	0- 0	NEUTRAL	0- 0	0- 0	0- 0				

RPI 1-25				RPI 26-50				RPI 51-100				RPI 101+ Team's RPI: 255			
RPI	S	Opponent	Score	RPI	S	Opponent	Score	RPI	S	Opponent	Score	RPI	S	Opponent	Score
17	A	Central Mich.	75 82	34	A	Purdue	74 81	57	H	Ball St.	80 86	104	A	Kent St.	47 61
				45	A	Ohio	69 79					130	A	Loyola Chicago	76 84
												133	A	Buffalo	59 65
												139	N	Green Bay	54 73
												150	H	Western Mich.	72 63
												154	A	Valparaiso	90 95
												156	A	Toledo	72 79
												173	A	Eastern Mich.	61 78
												173	H	Eastern Mich.	58 70
												179	H	Northern Ill.	87 92
												187	H	Miami (OH)	59 80
												192	H	Akron	73 76
												201	H	Cleveland St.	89 62
												233	A	Marshall	82 69
												234	N	San Francisco	56 64
												237	A	Milwaukee	63 51
												271	H	Morehead St.	79 65
												288	N	California Baptist	98 60
LAST 10 Division I															
17	A	Central Mich.	75 82	45	A	Ohio	69 79								
173	H	Eastern Mich.	58 70	150	H	Western Mich.	72 63								
179	H	Northern Ill.	87 92	156	A	Toledo	72 79								
104	A	Kent St.	47 61	133	A	Buffalo	59 65								
187	H	Miami (OH)	59 80	192	H	Akron	73 76								

Non-Div I Games: Davis & Elkins 91 52 Notre Dame (OH) 88 54

Bowling Green

Loss, Non-Conf, S Site, H Home A Away N Neutral

Average RPI Win:	179	WON-LOST	WINNING	LAST 10	STRENGTH OF	OPP. STRENGTH	TEAM	ADJ.	CONF.	ADJ CONF.
Average RPI Loss:	57	RECORD	PCT. RANK	GAMES	SCHEDULE	OF SCHEDULE	RPI	RPI	RPI	RPI
DIV. I ONLY	18- 4	27	8-2	138	93	38	38	8	8	
DIV. I NON-CONF.	8- 2	51	0	286	109	95	95	7	7	
TOTALS	RPI 1-25	RPI 26-50	W-L RECORDS	RPI 51-100	RPI 101-150	RPI 150+				
18- 4	0- 1	1- 1	OVERALL	3- 1	4- 1	10- 0				
10- 0	0- 0	1- 0	HOME	2- 0	2- 0	5- 0				
5- 3	0- 1	0- 1	AWAY	1- 1	1- 0	3- 0				
3- 1	0- 0	0- 0	NEUTRAL	0- 0	1- 1	2- 0				
8- 2	0- 0	0- 1	NON-CONFERENCE	0- 0	2- 1	6- 0				
3- 0	0- 0	0- 0	HOME	0- 0	1- 0	2- 0				
2- 1	0- 0	0- 1	AWAY	0- 0	0- 0	2- 0				
3- 1	0- 0	0- 0	NEUTRAL	0- 0	1- 1	2- 0				
10- 2	0- 1	1- 0	CONFERENCE	3- 1	2- 0	4- 0				
7- 0	0- 0	1- 0	HOME	2- 0	1- 0	3- 0				
3- 2	0- 1	0- 0	AWAY	1- 1	1- 0	1- 0				
0- 0	0- 0	0- 0	NEUTRAL	0- 0	0- 0	0- 0				

RPI 1-25				RPI 26-50				Team's RPI: 38		RPI 51-100				RPI 101+			
RPI	S	Opponent	Score	RPI	S	Opponent	Score	RPI	S	Opponent	Score	RPI	S	Opponent	Score		
5	A	Missouri St.	56 90	35	A	Michigan	57 77	72	H	UNI	61 47	106	N	Liberty	63 75		
				36	H	Drake	77 76	80	A	Southern Ill.	50 64	124	N	Richmond	61 57		
								90	A	Illinois St.	66 62	130	A	Loyola Chicago	60 47		
								90	H	Illinois St.	76 61	130	H	Loyola Chicago	71 50		
												143	H	Jackson St.	78 69		
												154	A	Valparaiso	75 61		
												154	H	Valparaiso	90 69		
												187	H	Miami (OH)	79 68		
												195	A	Western Ill.	84 49		
												231	N	George Mason	61 59		
												278	H	Indiana St.	91 75		
												289	A	Oakland	74 58		
												292	H	North Dakota St.	70 64		
												306	N	Eastern Wash.	66 46		
												324	H	Evansville	82 51		
LAST 10 Division I																	
130	H	Loyola Chicago	71 50	36	H	Drake	77 76	72	H	UNI	61 47						
154	H	Valparaiso	90 69					154	A	Valparaiso	75 61						
90	A	Illinois St.	66 62					130	A	Loyola Chicago	60 47						
80	A	Southern Ill.	50 64					90	H	Illinois St.	76 61						
5	A	Missouri St.	56 90														

Non-Div I Games: Eureka 101 39

Bradley

Average RPI Win:	263	WON-LOST	WINNING	LAST 10	STRENGTH OF	OPP. STRENGTH	TEAM	ADJ.	CONF.	ADJ CONF.
Average RPI Loss:	133	RECORD	PCT. RANK	GAMES	SCHEDULE	OF SCHEDULE	RPI	RPI	RPI	RPI
DIV. I ONLY	7- 14	264	2-8	143	211	216	216	7	7	
DIV. I NON-CONF.	6- 7	182	1-1	285	329	232	232	8	8	
TOTALS	RPI 1-25	RPI 26-50	W-L RECORDS	RPI 51-100	RPI 101-150	RPI 150+				
7- 14	0- 1	0- 0	OVERALL	0- 5	0- 3	7- 5				
1- 6	0- 1	0- 0	HOME	0- 2	0- 1	1- 2				
6- 7	0- 0	0- 0	AWAY	0- 3	0- 2	6- 2				
0- 1	0- 0	0- 0	NEUTRAL	0- 0	0- 0	0- 1				
6- 7	0- 0	0- 0	NON-CONFERENCE	0- 1	0- 2	6- 4				
1- 3	0- 0	0- 0	HOME	0- 0	0- 1	1- 2				
5- 3	0- 0	0- 0	AWAY	0- 1	0- 1	5- 1				
0- 1	0- 0	0- 0	NEUTRAL	0- 0	0- 0	0- 1				
1- 7	0- 1	0- 0	CONFERENCE	0- 4	0- 1	1- 1				
0- 3	0- 1	0- 0	HOME	0- 2	0- 0	0- 0				
1- 4	0- 0	0- 0	AWAY	0- 2	0- 1	1- 1				
0- 0	0- 0	0- 0	NEUTRAL	0- 0	0- 0	0- 0				

RPI	S	Opponent	Score	RPI	S	Opponent	Score	RPI	S	Opponent	Score	RPI	S	Opponent	Score	Team's RPI: 216
16	H	Princeton	48 85					54	A	Yale	72 79	113	H	Holy Cross	71 83	
								54	H	Yale	40 73	145	A	Columbia	60 74	
								61	H	Penn	73 85	149	A	Massachusetts	42 95	
								66	A	South Fla.	60 70	166	A	Cornell	63 74	
								96	A	Harvard	53 68	170	N	Rhode Island	44 89	
												171	A	Dartmouth	83 71	
												183	H	Merrimack	57 72	
												205	H	Maine	76 70	
												244	A	Fairfield	58 44	
												263	A	New Hampshire	76 68	
												272	A	Longwood	76 86	
												296	A	FIU	72 57	
												315	A	Bryant	56 50	
												315	H	Bryant	44 45	
												347	A	Central Conn. St.	83 73	
LAST 10 Division I																
16	H	Princeton	48 85	166	A	Cornell	63 74									
61	H	Penn	73 85	54	H	Yale	40 73									
96	A	Harvard	53 68	54	A	Yale	72 79									
171	A	Dartmouth	83 71	66	A	South Fla.	60 70									
145	A	Columbia	60 74	296	A	FIU	72 57									

Non-Div I Games:

Brown

■ Loss,
 ■ Non-Conf, S Site,
 ■ Home
 ■ Away
 N Neutral

Average RPI Win: 294	WON-LOST	WINNING	LAST 10	STRENGTH OF	OPP. STRENGTH	TEAM	ADJ.	CONF.	ADJ CONF.
Average RPI Loss: 204	RECORD	PCT. RANK	GAMES	SCHEDULE	OF SCHEDULE	RPI	RPI	RPI	RPI
DIV. I ONLY	8- 16	264	5-5	334	316	315	315	30	30
DIV. I NON-CONF.	2- 9	304	0	326	223	336	336	30	30
TOTALS	RPI 1-25	RPI 26-50	W-L RECORDS	RPI 51-100	RPI 101-150	RPI 150+			
8- 16	0- 0	0- 0	OVERALL	0- 1	0- 3	8- 12			
4- 8	0- 0	0- 0	HOME	0- 0	0- 1	4- 7			
4- 8	0- 0	0- 0	AWAY	0- 1	0- 2	4- 5			
0- 0	0- 0	0- 0	NEUTRAL	0- 0	0- 0	0- 0			
2- 9	0- 0	0- 0	NON-CONFERENCE	0- 1	0- 2	2- 6			
1- 4	0- 0	0- 0	HOME	0- 0	0- 1	1- 3			
1- 5	0- 0	0- 0	AWAY	0- 1	0- 1	1- 3			
0- 0	0- 0	0- 0	NEUTRAL	0- 0	0- 0	0- 0			
6- 7	0- 0	0- 0	CONFERENCE	0- 0	0- 1	6- 6			
3- 4	0- 0	0- 0	HOME	0- 0	0- 0	3- 4			
3- 3	0- 0	0- 0	AWAY	0- 0	0- 1	3- 2			
0- 0	0- 0	0- 0	NEUTRAL	0- 0	0- 0	0- 0			

RPI 1-25			RPI 26-50			RPI 51-100				RPI 101+		Team's RPI: 315				
RPI	S	Opponent	Score	RPI	S	Opponent	Score	RPI	S	Opponent	Score	RPI	S	Opponent	Score	
								71	A	Minnesota	56	101				
												113	A	Holy Cross	75	87
												128	A	Robert Morris	39	69
												141	H	Providence	32	76
												167	A	Mt. St. Mary's	72	67
												167	H	Mt. St. Mary's	70	76
												176	A	Illinois	55	69
												183	A	Merrimack	66	78
												183	H	Merrimack	53	61
												216	A	Brown	45	44
												216	H	Brown	50	56
												229	H	UMass Lowell	35	55
												256	A	Saint Francis (PA)	58	64
												256	H	Saint Francis (PA)	60	63
												263	H	New Hampshire	56	68
												287	H	Wagner	45	58
												295	A	Vermont	66	71
												300	A	Army West Point	75	81
												305	H	St. Francis Brooklyn	78	59
												314	H	Albany (NY)	68	55
												319	A	Fairleigh Dickinson	57	45
												338	H	LIU Brooklyn	57	53
												347	A	Central Conn. St.	62	51
												347	H	Central Conn. St.	59	47
LAST 10 Division I																
				183	H	Merrimack	53	61		256	A	Saint Francis (PA)	58	64		
				347	A	Central Conn. St.	62	51		287	H	Wagner	45	58		
				305	H	St. Francis Brooklyn	78	59		167	A	Mt. St. Mary's	72	67		
				347	H	Central Conn. St.	59	47		338	H	LIU Brooklyn	57	53		
				128	A	Robert Morris	39	69		167	H	Mt. St. Mary's	70	76		

Non-Div I Games:

Bryant

■ Loss,
 ■ Non-Conf,
 ■ S Site,
 ■ Home
 ■ A Away
 N Neutral

Average RPI Win: 211	WON-LOST	WINNING	LAST 10	STRENGTH OF	OPP. STRENGTH	TEAM	ADJ.	CONF.	ADJ CONF.
Average RPI Loss: 125	RECORD	PCT. RANK	GAMES	SCHEDULE	OF SCHEDULE	RPI	RPI	RPI	RPI
DIV. I ONLY	18- 6	40	8-2	208	154	73	73	15	15
DIV. I NON-CONF.	7- 4	100	0	112	184	79	79	16	16
TOTALS	RPI 1-25	RPI 26-50	W-L RECORDS	RPI 51-100	RPI 101-150	RPI 150+			
18- 6	0- 0	1- 0	OVERALL	1- 3	3- 1	13- 2			
9- 1	0- 0	1- 0	HOME	0- 1	1- 0	7- 0			
7- 5	0- 0	0- 0	AWAY	0- 2	2- 1	5- 2			
2- 0	0- 0	0- 0	NEUTRAL	1- 0	0- 0	1- 0			
7- 4	0- 0	1- 0	NON-CONFERENCE	1- 3	0- 0	5- 1			
3- 1	0- 0	1- 0	HOME	0- 1	0- 0	2- 0			
2- 3	0- 0	0- 0	AWAY	0- 2	0- 0	2- 1			
2- 0	0- 0	0- 0	NEUTRAL	1- 0	0- 0	1- 0			
11- 2	0- 0	0- 0	CONFERENCE	0- 0	3- 1	8- 1			
6- 0	0- 0	0- 0	HOME	0- 0	1- 0	5- 0			
5- 2	0- 0	0- 0	AWAY	0- 0	2- 1	3- 1			
0- 0	0- 0	0- 0	NEUTRAL	0- 0	0- 0	0- 0			

RPI 1-25				RPI 26-50				RPI 51-100				Team's RPI: 73	RPI 101+			
RPI	S	Opponent	Score	RPI	S	Opponent	Score	RPI	S	Opponent	Score		RPI	S	Opponent	Score
				49	H	Drexel	60 49	51	A	Virginia	60 84		103	H	Colgate	66 43
								63	A	Stony Brook	73 78		113	A	Holy Cross	51 40
								76	H	Temple	61 72		129	A	Lehigh	71 50
								77	N	Cincinnati	56 48		132	A	Boston U.	48 52
													184	A	Quinnipiac	69 76
													185	H	Lafayette	50 36
													204	A	American	60 57
													204	H	American	68 43
													231	A	George Mason	64 51
													243	A	Loyola Maryland	50 60
													243	H	Loyola Maryland	66 42
													248	N	Howard	70 60
													256	A	Saint Francis (PA)	70 46
													279	H	Monmouth	71 37
													293	H	St. Bonaventure	68 60
													294	A	Navy	61 34
													294	H	Navy	75 65
													300	A	Army West Point	63 52
													300	H	Army West Point	77 46
LAST 10 Division I																
				204	A	American	60 57	243	A	Loyola Maryland	50 60					
				294	H	Navy	75 65	103	H	Colgate	66 43					
				243	H	Loyola Maryland	66 42	129	A	Lehigh	71 50					
				132	A	Boston U.	48 52	204	H	American	68 43					
				300	H	Army West Point	77 46	113	A	Holy Cross	51 40					

Non-Div I Games:

Bucknell

■ Loss,
 ■ Non-Conf,
 ■ S Site,
 ■ H Home
 ■ A Away
 N Neutral

Buffalo

Through Games Of Feb. 18, 2020

Average RPI Win:	199	WON-LOST	WINNING	LAST 10	STRENGTH OF	OPP. STRENGTH	TEAM	ADJ.	CONF.	ADJ CONF.
Average RPI Loss:	99	RECORD	PCT. RANK	GAMES	SCHEDULE	OF SCHEDULE	RPI	RPI	RPI	RPI
DIV. I ONLY	13- 10	131	3-7	149	117	133	133	10	10	
DIV. I NON-CONF.	9- 2	37	0	208	206	54	54	10	10	
TOTALS	RPI 1-25	RPI 26-50	W-L RECORDS	RPI 51-100	RPI 101-150	RPI 150+				
13- 10	0- 2	2- 1	OVERALL	0- 2	2- 1	9- 4				
7- 4	0- 1	1- 1	HOME	0- 1	1- 0	5- 1				
4- 6	0- 1	0- 0	AWAY	0- 1	1- 1	3- 3				
2- 0	0- 0	1- 0	NEUTRAL	0- 0	0- 0	1- 0				
9- 2	0- 1	2- 0	NON-CONFERENCE	0- 0	1- 0	6- 1				
5- 0	0- 0	1- 0	HOME	0- 0	1- 0	3- 0				
2- 2	0- 1	0- 0	AWAY	0- 0	0- 0	2- 1				
2- 0	0- 0	1- 0	NEUTRAL	0- 0	0- 0	1- 0				
4- 8	0- 1	0- 1	CONFERENCE	0- 2	1- 1	3- 3				
2- 4	0- 1	0- 1	HOME	0- 1	0- 0	2- 1				
2- 4	0- 0	0- 0	AWAY	0- 1	1- 1	1- 2				
0- 0	0- 0	0- 0	NEUTRAL	0- 0	0- 0	0- 0				

RPI 1-25				RPI 26-50				RPI 51-100				RPI 101+ Team's RPI: 133			
RPI	S	Opponent	Score	RPI	S	Opponent	Score	RPI	S	Opponent	Score	RPI	S	Opponent	Score
9	A	Stanford	69 88	45	H	Ohio	65 76	57	A	Ball St.	65 69	104	A	Kent St.	57 44
17	H	Central Mich.	93 98	49	N	Drexel	63 59	57	H	Ball St.	58 69	145	H	Columbia	82 75
				50	H	Dayton	67 59					150	A	Western Mich.	62 74
												156	A	Toledo	59 71
												156	H	Toledo	62 78
												165	A	San Jose St.	88 95
												171	H	Dartmouth	73 49
												173	H	Eastern Mich.	66 63
												179	A	Northern Ill.	63 64
												187	A	Miami (OH)	86 72
												204	N	American	73 55
												255	H	Bowling Green	65 59
												264	A	Niagara	81 67
												293	A	St. Bonaventure	46 36
												340	H	Canisius	71 55
												347	H	Central Conn. St.	61 56
LAST 10 Division I															
				57	H	Ball St.	58 69	104	A	Kent St.	57 44				
				150	A	Western Mich.	62 74	57	A	Ball St.	65 69				
				156	H	Toledo	62 78	173	H	Eastern Mich.	66 63				
				179	A	Northern Ill.	63 64	255	H	Bowling Green	65 59				
				17	H	Central Mich.	93 98	45	H	Ohio	65 76				

Non-Div I Games:

Buffalo

■ Loss,
■ Non-Conf,
■ S Site,
■ H Home
■ A Away
N Neutral

Average RPI Win:	184	WON-LOST	WINNING	LAST 10	STRENGTH OF	OPP. STRENGTH	TEAM	ADJ.	CONF.	ADJ CONF.
Average RPI Loss:	46	RECORD	PCT. RANK	GAMES	SCHEDULE	OF SCHEDULE	RPI	RPI	RPI	RPI
DIV. I ONLY	17- 8	64	7-3	139	71	94	94	6	6	
DIV. I NON-CONF.	8- 3	68	0	194	107	113	113	6	6	
TOTALS	RPI 1-25	RPI 26-50	W-L RECORDS	RPI 51-100	RPI 101-150	RPI 150+				
17- 8	0- 3	3- 1	OVERALL	3- 4	1- 0	10- 0				
11- 4	0- 2	1- 0	HOME	2- 2	0- 0	8- 0				
5- 3	0- 1	1- 1	AWAY	1- 1	1- 0	2- 0				
1- 1	0- 0	1- 0	NEUTRAL	0- 1	0- 0	0- 0				
8- 3	0- 1	1- 0	NON-CONFERENCE	1- 2	0- 0	6- 0				
7- 1	0- 1	0- 0	HOME	1- 0	0- 0	6- 0				
0- 1	0- 0	0- 0	AWAY	0- 1	0- 0	0- 0				
1- 1	0- 0	1- 0	NEUTRAL	0- 1	0- 0	0- 0				
9- 5	0- 2	2- 1	CONFERENCE	2- 2	1- 0	4- 0				
4- 3	0- 1	1- 0	HOME	1- 2	0- 0	2- 0				
5- 2	0- 1	1- 1	AWAY	1- 0	1- 0	2- 0				
0- 0	0- 0	0- 0	NEUTRAL	0- 0	0- 0	0- 0				

RPI 1-25				RPI 26-50				RPI 51-100 Team's RPI: 94				RPI 101+			
RPI	S	Opponent	Score	RPI	S	Opponent	Score	RPI	S	Opponent	Score	RPI	S	Opponent	Score
18	H	Indiana	53 64	33	A	Marquette	54 76	53	H	IUPUI	64 61	141	A	Providence	50 47
20	A	DePaul	60 89	33	H	Marquette	61 55	57	A	Ball St.	70 74	192	H	Akron	76 55
20	H	DePaul	65 80	40	A	Creighton	73 67	69	H	Seton Hall	62 67	208	H	High Point	74 52
				45	N	Ohio	60 55	69	H	St. John's (NY)	42 67	247	A	Georgetown	47 46
								83	N	Georgia	36 69	247	H	Georgetown	60 42
								99	A	Villanova	58 41	252	A	Xavier	78 70
								99	H	Villanova	63 61	252	H	Xavier	63 61
												265	H	Eastern Ky.	73 41
												287	H	Wagner	74 58
												331	H	Purdue Fort Wayne	85 58
												333	H	Detroit Mercy	82 60
LAST 10 Division I															
				33	A	Marquette	54 76	40	A	Creighton	73 67				
				20	A	DePaul	60 89	141	A	Providence	50 47				
				99	H	Villanova	63 61	20	H	DePaul	65 80				
				247	H	Georgetown	60 42	33	H	Marquette	61 55				
				252	H	Xavier	63 61	247	A	Georgetown	47 46				

Non-Div I Games:

Butler

■ Loss,
 ■ Non-Conf, S Site,
 ■ Home
 ■ Away
 N Neutral

CSU Bakersfield

Through Games Of Feb. 18, 2020

Average RPI Win:	257	WON-LOST	WINNING	LAST 10	STRENGTH OF	OPP. STRENGTH	TEAM	ADJ.	CONF.	ADJ CONF.
Average RPI Loss:	209	RECORD	PCT. RANK	GAMES	SCHEDULE	OF SCHEDULE	RPI	RPI	RPI	RPI
DIV. I ONLY	11- 10	164	5-5	293	302	226	226	31	31	
DIV. I NON-CONF.	5- 5	164	0	145	146	149	149	32	32	
TOTALS	RPI 1-25	RPI 26-50	W-L RECORDS	RPI 51-100	RPI 101-150	RPI 150+				
11- 10	0- 2	0- 0	OVERALL	0- 0	1- 1	10- 7				
7- 3	0- 0	0- 0	HOME	0- 0	1- 0	6- 3				
4- 7	0- 2	0- 0	AWAY	0- 0	0- 1	4- 4				
0- 0	0- 0	0- 0	NEUTRAL	0- 0	0- 0	0- 0				
5- 5	0- 2	0- 0	NON-CONFERENCE	0- 0	1- 1	4- 2				
5- 0	0- 0	0- 0	HOME	0- 0	1- 0	4- 0				
0- 5	0- 2	0- 0	AWAY	0- 0	0- 1	0- 2				
0- 0	0- 0	0- 0	NEUTRAL	0- 0	0- 0	0- 0				
6- 5	0- 0	0- 0	CONFERENCE	0- 0	0- 0	6- 5				
2- 3	0- 0	0- 0	HOME	0- 0	0- 0	2- 3				
4- 2	0- 0	0- 0	AWAY	0- 0	0- 0	4- 2				
0- 0	0- 0	0- 0	NEUTRAL	0- 0	0- 0	0- 0				

RPI 1-25				RPI 26-50				RPI 51-100				RPI 101+ Team's RPI: 226			
RPI	S	Opponent	Score	RPI	S	Opponent	Score	RPI	S	Opponent	Score	RPI	S	Opponent	Score
13	A	Gonzaga	48 92									117	H	Pacific	80 70
15	A	Oregon St.	50 69									136	A	Washington	49 80
												163	A	Wright St.	60 65
												165	H	San Jose St.	75 71
												218	A	Grand Canyon	59 54
												222	A	UMKC	43 58
												222	H	UMKC	70 60
												251	H	North Texas	61 52
												267	H	UC Santa Barbara	66 62
												283	A	UC Riverside	52 53
												288	A	California Baptist	66 61
												288	H	California Baptist	53 55
												308	A	Seattle U	57 63
												312	H	N.C. Central	80 71
												316	H	New Mexico St.	60 59
												317	H	UTRGV	52 66
												325	A	Utah Valley	55 53
												348	A	Chicago St.	58 51
												348	H	Chicago St.	58 60
LAST 10 Division I															
222	A	UMKC	43 58	308	A	Seattle U	57 63								
348	A	Chicago St.	58 51	325	A	Utah Valley	55 53								
288	H	California Baptist	53 55	348	H	Chicago St.	58 60								
317	H	UTRGV	52 66	222	H	UMKC	70 60								
316	H	New Mexico St.	60 59	288	A	California Baptist	66 61								

Non-Div I Games: Fresno Pacific 95 64 Westcliff 100 44 Cal St. Dom. Hills 83 74

CSU Bakersfield

Loss, Non-Conf, S Site, H Home A Away N Neutral

Average RPI Win: 246	WON-LOST	WINNING	LAST 10	STRENGTH OF	OPP. STRENGTH	TEAM	ADJ.	CONF.	ADJ CONF.
Average RPI Loss: 186	RECORD	PCT. RANK	GAMES	SCHEDULE	OF SCHEDULE	RPI	RPI	RPI	RPI
DIV. I ONLY	8- 15	257	4-6	301	151	298	298	28	28
DIV. I NON-CONF.	4- 9	250	0	281	28	269	269	26	26
TOTALS	RPI 1-25	RPI 26-50	W-L RECORDS	RPI 51-100	RPI 101-150	RPI 150+			
8- 15	0- 1	0- 0	OVERALL	0- 3	1- 1	7- 10			
4- 7	0- 1	0- 0	HOME	0- 2	1- 0	3- 4			
3- 7	0- 0	0- 0	AWAY	0- 1	0- 1	3- 5			
1- 1	0- 0	0- 0	NEUTRAL	0- 0	0- 0	1- 1			
4- 9	0- 1	0- 0	NON-CONFERENCE	0- 3	1- 1	3- 4			
1- 4	0- 1	0- 0	HOME	0- 2	1- 0	0- 1			
2- 4	0- 0	0- 0	AWAY	0- 1	0- 1	2- 2			
1- 1	0- 0	0- 0	NEUTRAL	0- 0	0- 0	1- 1			
4- 6	0- 0	0- 0	CONFERENCE	0- 0	0- 0	4- 6			
3- 3	0- 0	0- 0	HOME	0- 0	0- 0	3- 3			
1- 3	0- 0	0- 0	AWAY	0- 0	0- 0	1- 3			
0- 0	0- 0	0- 0	NEUTRAL	0- 0	0- 0	0- 0			

RPI 1-25				RPI 26-50				RPI 51-100				RPI 101+ Team's RPI: 298			
RPI	S	Opponent	Score	RPI	S	Opponent	Score	RPI	S	Opponent	Score	RPI	S	Opponent	Score
8	H	UCLA	44 58					51	H	Virginia	47 72	109	A	San Diego	40 59
								75	H	Southern California	53 69	144	H	Portland	73 64
								98	A	Washington St.	61 71	159	A	UC Davis	39 61
												177	A	Hawaii	66 70
												177	H	Hawaii	58 54
												203	H	Santa Clara	55 76
												230	H	Cal St. Fullerton	63 57
												234	A	San Francisco	61 79
												241	A	San Diego St.	74 69
												249	N	SMU	58 68
												267	H	UC Santa Barbara	55 65
												276	A	Long Beach St.	52 60
												278	N	Indiana St.	67 59
												283	H	UC Riverside	62 67
												288	A	California Baptist	56 64
												291	A	LMU (CA)	56 54
												304	A	UC Irvine	56 51
												304	H	UC Irvine	70 62
												313	H	Cal Poly	41 52
LAST 10 Division I															
				267	H	UC Santa Barbara	55 65					304	A	UC Irvine	56 51
				177	A	Hawaii	66 70					276	A	Long Beach St.	52 60
				283	H	UC Riverside	62 67					230	H	Cal St. Fullerton	63 57
				313	H	Cal Poly	41 52					304	H	UC Irvine	70 62
				159	A	UC Davis	39 61					177	H	Hawaii	58 54

Non-Div I Games: Hope Int'l 77 54

CSUN

■ Loss,
 ■ Non-Conf,
 S Site,
 ■ Home
 ■ Away
 N Neutral

Average RPI Win:	285	WON-LOST	WINNING	LAST 10	STRENGTH OF	OPP. STRENGTH	TEAM	ADJ.	CONF.	ADJ CONF.
Average RPI Loss:	193	RECORD	PCT. RANK	GAMES	SCHEDULE	OF SCHEDULE	RPI	RPI	RPI	RPI
DIV. I ONLY	5- 16	310	3-7	211	321	313	313	28	28	
DIV. I NON-CONF.	2- 8	295	0	137	284	302	302	26	26	
TOTALS	RPI 1-25	RPI 26-50	W-L RECORDS	RPI 51-100	RPI 101-150	RPI 150+				
5- 16	0- 0	0- 2	OVERALL	0- 1	0- 0	5- 13				
4- 7	0- 0	0- 1	HOME	0- 1	0- 0	4- 5				
1- 9	0- 0	0- 1	AWAY	0- 0	0- 0	1- 8				
0- 0	0- 0	0- 0	NEUTRAL	0- 0	0- 0	0- 0				
2- 8	0- 0	0- 2	NON-CONFERENCE	0- 1	0- 0	2- 5				
2- 3	0- 0	0- 1	HOME	0- 1	0- 0	2- 1				
0- 5	0- 0	0- 1	AWAY	0- 0	0- 0	0- 4				
0- 0	0- 0	0- 0	NEUTRAL	0- 0	0- 0	0- 0				
3- 8	0- 0	0- 0	CONFERENCE	0- 0	0- 0	3- 8				
2- 4	0- 0	0- 0	HOME	0- 0	0- 0	2- 4				
1- 4	0- 0	0- 0	AWAY	0- 0	0- 0	1- 4				
0- 0	0- 0	0- 0	NEUTRAL	0- 0	0- 0	0- 0				

RPI S	Opponent	Score	RPI S	Opponent	Score	RPI S	Opponent	Score	RPI S	Opponent	Score	Team's RPI: 313
27	H Old Dominion	55 61	28	A Arizona St.	41 66	59	H Fresno St.	52 79	155	A Saint Mary's (CA)	67 84	
									159	A UC Davis	58 71	
									159	H UC Davis	36 42	
									177	H Hawaii	46 59	
									190	A Pepperdine	53 63	
									230	A Cal St. Fullerton	64 65	
									230	H Cal St. Fullerton	60 67	
									257	A Nevada	40 71	
									258	A Denver	66 96	
									267	A UC Santa Barbara	50 52	
									268	H Lamar University	57 56	
									276	A Long Beach St.	69 72	
									276	H Long Beach St.	61 41	
									283	H UC Riverside	75 70	
									298	A CSUN	52 41	
									299	H Sacramento St.	62 43	
									304	H UC Irvine	57 68	
									308	H Seattle U	49 72	
LAST 10 Division I												
230	H Cal St. Fullerton	60 67	230	A Cal St. Fullerton	64 65							
159	A UC Davis	58 71	159	H UC Davis	36 42							
276	H Long Beach St.	61 41	283	H UC Riverside	75 70							
177	H Hawaii	46 59	304	H UC Irvine	57 68							
298	A CSUN	52 41	267	A UC Santa Barbara	50 52							

Non-Div I Games: Holy Names 100 35

Cal Poly

■ Loss,
 ■ Non-Conf,
 ■ S Site,
 ■ H Home
 ■ A Away
 N Neutral

Average RPI Win:	266	WON-LOST	WINNING	LAST 10	STRENGTH OF	OPP. STRENGTH	TEAM	ADJ.	CONF.	ADJ CONF.
Average RPI Loss:	223	RECORD	PCT. RANK	GAMES	SCHEDULE	OF SCHEDULE	RPI	RPI	RPI	RPI
DIV. I ONLY	13- 10	131	5-5	333	285	230	230	28	28	
DIV. I NON-CONF.	8- 5	117	0	291	297	186	186	26	26	
TOTALS	RPI 1-25	RPI 26-50	W-L RECORDS	RPI 51-100	RPI 101-150	RPI 150+				
13- 10	0- 0	0- 0	OVERALL	0- 0	1- 0	12- 10				
7- 4	0- 0	0- 0	HOME	0- 0	0- 0	7- 4				
6- 6	0- 0	0- 0	AWAY	0- 0	1- 0	5- 6				
0- 0	0- 0	0- 0	NEUTRAL	0- 0	0- 0	0- 0				
8- 5	0- 0	0- 0	NON-CONFERENCE	0- 0	1- 0	7- 5				
4- 2	0- 0	0- 0	HOME	0- 0	0- 0	4- 2				
4- 3	0- 0	0- 0	AWAY	0- 0	1- 0	3- 3				
0- 0	0- 0	0- 0	NEUTRAL	0- 0	0- 0	0- 0				
5- 5	0- 0	0- 0	CONFERENCE	0- 0	0- 0	5- 5				
3- 2	0- 0	0- 0	HOME	0- 0	0- 0	3- 2				
2- 3	0- 0	0- 0	AWAY	0- 0	0- 0	2- 3				
0- 0	0- 0	0- 0	NEUTRAL	0- 0	0- 0	0- 0				

RPI 1-25			RPI 26-50			RPI 51-100			RPI 101+ Team's RPI: 230		
RPI	S	Opponent	Score	RPI	S	Opponent	Score	RPI	S	Opponent	Score
								109	A	San Diego	72 67
								159	H	UC Davis	61 72
								172	H	Montana	69 71
								177	A	Hawaii	72 79
								188	A	Southern Utah	63 79
								189	H	Delaware	55 72
								199	A	UNLV	64 58
								218	A	Grand Canyon	80 70
								234	A	San Francisco	63 71
								241	A	San Diego St.	45 55
								267	A	UC Santa Barbara	70 68
								267	H	UC Santa Barbara	66 75
								276	H	Long Beach St.	69 65
								283	H	UC Riverside	71 61
								285	H	Utah St.	83 62
								288	H	California Baptist	97 93
								291	A	LMU (CA)	79 74
								298	A	CSUN	57 63
								303	H	Air Force	79 70
								304	A	UC Irvine	75 82
								308	H	Seattle U	81 63
								313	A	Cal Poly	67 60
								313	H	Cal Poly	65 64
LAST 10 Division I											
								313	A	Cal Poly	67 60
								304	A	UC Irvine	75 82
								283	H	UC Riverside	71 61
								159	H	UC Davis	61 72
								313	H	Cal Poly	65 64
								267	H	UC Santa Barbara	66 75
								177	A	Hawaii	72 79
								298	A	CSUN	57 63
								276	H	Long Beach St.	69 65
								267	A	UC Santa Barbara	70 68

Non-Div I Games:

Cal St. Fullerton

■ Loss,
 ■ Non-Conf,
 ■ S Site,
 ■ Home
 ■ A Away
 N Neutral

California

Through Games Of Feb. 18, 2020

Average RPI Win:	195	WON-LOST	WINNING	LAST 10	STRENGTH OF	OPP. STRENGTH	TEAM	ADJ.	CONF.	ADJ CONF.
Average RPI Loss:	56	RECORD	PCT. RANK	GAMES	SCHEDULE	OF SCHEDULE	RPI	RPI	RPI	RPI
DIV. I ONLY	10- 15	241	2-8	34	43	135	135	1	1	
DIV. I NON-CONF.	8- 3	68	0	63	204	55	55	1	1	
TOTALS	RPI 1-25	RPI 26-50	W-L RECORDS	RPI 51-100	RPI 101-150	RPI 150+				
10- 15	0- 7	1- 0	OVERALL	0- 6	3- 2	6- 0				
7- 8	0- 3	1- 0	HOME	0- 3	1- 2	5- 0				
3- 7	0- 4	0- 0	AWAY	0- 3	2- 0	1- 0				
0- 0	0- 0	0- 0	NEUTRAL	0- 0	0- 0	0- 0				
8- 3	0- 2	1- 0	NON-CONFERENCE	0- 1	1- 0	6- 0				
7- 1	0- 1	1- 0	HOME	0- 0	1- 0	5- 0				
1- 2	0- 1	0- 0	AWAY	0- 1	0- 0	1- 0				
0- 0	0- 0	0- 0	NEUTRAL	0- 0	0- 0	0- 0				
2- 12	0- 5	0- 0	CONFERENCE	0- 5	2- 2	0- 0				
0- 7	0- 2	0- 0	HOME	0- 3	0- 2	0- 0				
2- 5	0- 3	0- 0	AWAY	0- 2	2- 0	0- 0				
0- 0	0- 0	0- 0	NEUTRAL	0- 0	0- 0	0- 0				

RPI S Opponent Score	RPI S Opponent Score	RPI S Opponent Score	RPI S Opponent Score
1 A Oregon 55 105	37 H Arkansas 84 80	75 H Southern California 67 75	112 A Utah 88 74
7 A UConn 61 72		78 A Colorado 57 64	112 H Utah 62 71
8 H UCLA 70 74		78 H Colorado 50 62	132 H Boston U. 73 62
9 A Stanford 40 73		96 A Harvard 53 56	136 A Washington 81 74
9 H Stanford 65 79		98 A Washington St. 66 92	136 H Washington 64 67
15 A Oregon St. 44 81		98 H Washington St. 75 96	203 H Santa Clara 69 65
23 H Kentucky 61 63			218 H Grand Canyon 72 53
			241 A San Diego St. 74 48
			276 H Long Beach St. 68 45
			283 H UC Riverside 84 61
			312 H N.C. Central 90 69
LAST 10 Division I			
112 A Utah 88 74	98 A Washington St. 66 92		
78 A Colorado 57 64	78 H Colorado 50 62		
8 H UCLA 70 74	112 H Utah 62 71		
75 H Southern California 67 75	1 A Oregon 55 105		
136 A Washington 81 74	15 A Oregon St. 44 81		

Non-Div I Games:

California

Loss, Non-Conf, S Site, H Home A Away N Neutral

Average RPI Win: 260		WON-LOST	WINNING	LAST 10	STRENGTH OF	OPP. STRENGTH	TEAM	ADJ.	CONF.	ADJ CONF.
Average RPI Loss: 233		RECORD	PCT. RANK	GAMES	SCHEDULE	OF SCHEDULE	RPI	RPI	RPI	RPI
DIV. I ONLY		9- 13	237	3-7	285	345	288	288	31	31
DIV. I NON-CONF.		6- 6	164	0	228	322	231	231	32	32
TOTALS		RPI 1-25	RPI 26-50	W-L RECORDS	RPI 51-100	RPI 101-150	RPI 150+			
9- 13	0- 1		0- 0	OVERALL	0- 0	0- 0	9- 12			
6- 4	0- 0		0- 0	HOME	0- 0	0- 0	6- 4			
3- 6	0- 0		0- 0	AWAY	0- 0	0- 0	3- 6			
0- 3	0- 1		0- 0	NEUTRAL	0- 0	0- 0	0- 2			
6- 6	0- 1		0- 0	NON-CONFERENCE	0- 0	0- 0	6- 5			
5- 1	0- 0		0- 0	HOME	0- 0	0- 0	5- 1			
1- 2	0- 0		0- 0	AWAY	0- 0	0- 0	1- 2			
0- 3	0- 1		0- 0	NEUTRAL	0- 0	0- 0	0- 2			
3- 7	0- 0		0- 0	CONFERENCE	0- 0	0- 0	3- 7			
1- 3	0- 0		0- 0	HOME	0- 0	0- 0	1- 3			
2- 4	0- 0		0- 0	AWAY	0- 0	0- 0	2- 4			
0- 0	0- 0		0- 0	NEUTRAL	0- 0	0- 0	0- 0			

RPI 1-25					
RPI	S	Opponent	Score		
9	N	Stanford	78	83	
RPI 26-50					
RPI	S	Opponent	Score		
RPI 51-100					
RPI	S	Opponent	Score		
RPI 101+ Team's RPI: 288					
RPI	S	Opponent	Score		
161	H	Northern Ariz.	98	79	
180	A	Idaho St.	74	68	
181	N	Houston	75	96	
218	A	Grand Canyon	66	72	
218	H	Grand Canyon	58	62	
222	A	UMKC	65	75	
226	A	CSU Bakersfield	55	53	
226	H	CSU Bakersfield	61	66	
230	A	Cal St. Fullerton	93	97	
241	H	San Diego St.	68	80	
255	N	Bowling Green	60	98	
261	H	Alabama A&M	60	55	
267	H	UC Santa Barbara	85	81	
276	H	Long Beach St.	79	70	
283	A	UC Riverside	64	80	
298	H	CSUN	64	56	
308	H	Seattle U	49	83	
316	A	New Mexico St.	56	57	
317	A	UTRGV	68	87	
325	H	Utah Valley	80	67	
348	A	Chicago St.	80	65	
LAST 10 Division I					
218	A	Grand Canyon	66	72	
226	A	CSU Bakersfield	55	53	
308	H	Seattle U	49	83	
325	H	Utah Valley	80	67	
222	A	UMKC	65	75	
348	A	Chicago St.	80	65	
218	H	Grand Canyon	58	62	
226	H	CSU Bakersfield	61	66	
317	A	UTRGV	68	87	
316	A	New Mexico St.	56	57	

Non-Div I Games:	Ottawa (AZ)	103	75	Westcliff	108	43	LIFE Pacific	93	48
------------------	-------------	-----	----	-----------	-----	----	--------------	----	----

California Baptist

■ Loss, ■ Non-Conf, S Site, H Home A Away N Neutral

Average RPI Win: 250	WON-LOST	WINNING	LAST 10	STRENGTH OF	OPP. STRENGTH	TEAM	ADJ.	CONF.	ADJ CONF.
Average RPI Loss: 203	RECORD	PCT. RANK	GAMES	SCHEDULE	OF SCHEDULE	RPI	RPI	RPI	RPI
DIV. I ONLY	16- 6	51	9-1	274	331	115	115	25	25
DIV. I NON-CONF.	3- 4	201	0	278	308	224	224	28	28
TOTALS	RPI 1-25	RPI 26-50	W-L RECORDS	RPI 51-100	RPI 101-150	RPI 150+			
16- 6	0- 0	0- 1	OVERALL	0- 0	2- 1	14- 4			
8- 1	0- 0	0- 0	HOME	0- 0	1- 0	7- 1			
8- 5	0- 0	0- 1	AWAY	0- 0	1- 1	7- 3			
0- 0	0- 0	0- 0	NEUTRAL	0- 0	0- 0	0- 0			
3- 4	0- 0	0- 1	NON-CONFERENCE	0- 0	1- 1	2- 2			
2- 0	0- 0	0- 0	HOME	0- 0	1- 0	1- 0			
1- 4	0- 0	0- 1	AWAY	0- 0	0- 1	1- 2			
0- 0	0- 0	0- 0	NEUTRAL	0- 0	0- 0	0- 0			
13- 2	0- 0	0- 0	CONFERENCE	0- 0	1- 0	12- 2			
6- 1	0- 0	0- 0	HOME	0- 0	0- 0	6- 1			
7- 1	0- 0	0- 0	AWAY	0- 0	1- 0	6- 1			
0- 0	0- 0	0- 0	NEUTRAL	0- 0	0- 0	0- 0			

RPI 1-25			RPI 26-50			RPI 51-100			RPI 101+ Team's RPI: 115		
RPI	S	Opponent	Score	RPI	S	Opponent	Score	RPI	S	Opponent	Score
				27	A	Old Dominion	44 59				
								122	A	Wake Forest	46 74
								142	A	Hampton	68 31
								148	H	UNC Greensboro	72 64
								191	A	Radford	43 32
								191	H	Radford	42 48
								207	H	Gardner-Webb	48 44
								208	A	High Point	68 66
								208	H	High Point	73 36
								215	H	Kennesaw St.	63 51
								245	A	UNC Asheville	52 60
								245	H	UNC Asheville	59 52
								262	A	Winthrop	61 58
								262	H	Winthrop	63 47
								272	A	Longwood	70 55
								307	A	Presbyterian	53 47
								312	A	N.C. Central	64 67
								320	A	Hofstra	55 58
								330	A	USC Upstate	80 72
								330	H	USC Upstate	50 38
								335	A	Western Caro.	61 40
								344	H	Charleston So.	61 36
LAST 10 Division I											
				262	A	Winthrop	61 58				
				191	H	Radford	42 48				
				208	A	High Point	68 66				
				245	H	UNC Asheville	59 52				
				330	A	USC Upstate	80 72				
				191	A	Radford	43 32				
				344	H	Charleston So.	61 36				
				307	A	Presbyterian	53 47				
				262	H	Winthrop	63 47				
				142	A	Hampton	68 31				

Non-Div I Games: St. Andrews 122 56 Bluefield Col. 65 41

Campbell

■ Loss,
 ■ Non-Conf, S Site,
 ■ Home
 ■ Away
 N Neutral

Average RPI Win:	272	WON-LOST	WINNING	LAST 10	STRENGTH OF	OPP. STRENGTH	TEAM	ADJ.	CONF.	ADJ CONF.
Average RPI Loss:	212	RECORD	PCT. RANK	GAMES	SCHEDULE	OF SCHEDULE	RPI	RPI	RPI	RPI
DIV. I ONLY	3- 20	331	1-9	286	301	340	340	24	24	
DIV. I NON-CONF.	1- 8	322	0	305	291	341	341	25	25	
TOTALS	RPI 1-25	RPI 26-50	W-L RECORDS	RPI 51-100	RPI 101-150	RPI 150+				
3- 20	0- 0	0- 0	OVERALL	0- 3	0- 2	3- 15				
2- 7	0- 0	0- 0	HOME	0- 2	0- 1	2- 4				
1- 12	0- 0	0- 0	AWAY	0- 1	0- 1	1- 10				
0- 1	0- 0	0- 0	NEUTRAL	0- 0	0- 0	0- 1				
1- 8	0- 0	0- 0	NON-CONFERENCE	0- 0	0- 2	1- 6				
1- 2	0- 0	0- 0	HOME	0- 0	0- 1	1- 1				
0- 5	0- 0	0- 0	AWAY	0- 0	0- 1	0- 4				
0- 1	0- 0	0- 0	NEUTRAL	0- 0	0- 0	0- 1				
2- 12	0- 0	0- 0	CONFERENCE	0- 3	0- 0	2- 9				
1- 5	0- 0	0- 0	HOME	0- 2	0- 0	1- 3				
1- 7	0- 0	0- 0	AWAY	0- 1	0- 0	1- 6				
0- 0	0- 0	0- 0	NEUTRAL	0- 0	0- 0	0- 0				

RPI S	Opponent	Score	RPI S	Opponent	Score	RPI S	Opponent	Score	RPI S	Opponent	Score	Team's RPI: 340
						64	A Marist	72 86	103	H Colgate	69 90	
						64	H Marist	59 90	133	A Buffalo	55 71	
						96	H Rider	57 70	156	A Toledo	65 83	
									184	A Quinnipiac	71 74	
									213	A Stetson	52 68	
									219	A Manhattan	50 68	
									227	H Iona	57 60	
									232	A Youngstown St.	59 87	
									239	N Appalachian St.	57 74	
									244	A Fairfield	70 72	
									244	H Fairfield	70 63	
									264	A Niagara	62 81	
									275	A Siena	43 72	
									275	H Siena	63 68	
									279	A Monmouth	71 62	
									293	H St. Bonaventure	84 82	
									295	A Vermont	53 76	
									314	H Albany (NY)	53 70	
									326	A Saint Peter's	58 67	
									326	H Saint Peter's	68 86	
LAST 10 Division I												
			326	A Saint Peter's	58 67		264	A Niagara	62 81			
			64	A Marist	72 86		326	H Saint Peter's	68 86			
			244	H Fairfield	70 63		96	H Rider	57 70			
			227	H Iona	57 60		184	A Quinnipiac	71 74			
			275	A Siena	43 72		244	A Fairfield	70 72			

Non-Div I Games:

Canisius

■ Loss,
 ■ Non-Conf,
 ■ S Site,
 ■ H Home
 ■ A Away
 N Neutral

Central Ark.

Through Games Of Feb. 18, 2020

Average RPI Win: 289	WON-LOST	WINNING	LAST 10	STRENGTH OF	OPP. STRENGTH	TEAM	ADJ.	CONF.	ADJ CONF.
Average RPI Loss: 137	RECORD	PCT. RANK	GAMES	SCHEDULE	OF SCHEDULE	RPI	RPI	RPI	RPI
DIV. I ONLY	8- 13	250	4-6	201	274	224	224	23	23
DIV. I NON-CONF.	1- 5	313	0	46	114	225	225	24	24
TOTALS	RPI 1-25	RPI 26-50	W-L RECORDS	RPI 51-100	RPI 101-150	RPI 150+			
8- 13	0- 1	0- 0	OVERALL	0- 3	1- 1	7- 8			
4- 3	0- 0	0- 0	HOME	0- 0	1- 1	3- 2			
4- 10	0- 1	0- 0	AWAY	0- 3	0- 0	4- 6			
0- 0	0- 0	0- 0	NEUTRAL	0- 0	0- 0	0- 0			
1- 5	0- 1	0- 0	NON-CONFERENCE	0- 1	1- 0	0- 3			
1- 0	0- 0	0- 0	HOME	0- 0	1- 0	0- 0			
0- 5	0- 1	0- 0	AWAY	0- 1	0- 0	0- 3			
0- 0	0- 0	0- 0	NEUTRAL	0- 0	0- 0	0- 0			
7- 8	0- 0	0- 0	CONFERENCE	0- 2	0- 1	7- 5			
3- 3	0- 0	0- 0	HOME	0- 0	0- 1	3- 2			
4- 5	0- 0	0- 0	AWAY	0- 2	0- 0	4- 3			
0- 0	0- 0	0- 0	NEUTRAL	0- 0	0- 0	0- 0			

RPI 1-25				RPI 26-50				RPI 51-100				RPI 101+ Team's RPI: 224			
RPI	S	Opponent	Score	RPI	S	Opponent	Score	RPI	S	Opponent	Score	RPI	S	Opponent	Score
14	A	Texas A&M	46 76					56	A	Tennessee	36 63	125	H	Abilene Christian	64 74
								89	A	SFA	41 102	143	H	Jackson St.	57 54
								95	A	A&M-Corpus Christi	47 67	151	A	Sam Houston St.	58 73
												151	H	Sam Houston St.	54 72
												152	A	New Orleans	73 85
												152	H	New Orleans	37 49
												158	A	Tulane	38 65
												186	A	Northern Ky.	56 72
												211	A	Little Rock	48 63
												238	A	Southeastern La.	42 63
												268	H	Lamar University	53 29
												277	A	Nicholls St.	53 46
												286	A	Incarinate Word	47 37
												318	H	Houston Baptist	63 39
												337	A	Northwestern St.	51 44
												341	A	McNeese	70 57
												341	H	McNeese	70 49
LAST 10 Division I															
151	A	Sam Houston St.	58 73	238	A	Southeastern La.	42 63								
152	A	New Orleans	73 85	125	H	Abilene Christian	64 74								
341	H	McNeese	70 49	277	A	Nicholls St.	53 46								
268	H	Lamar University	53 29	89	A	SFA	41 102								
337	A	Northwestern St.	51 44	151	H	Sam Houston St.	54 72								

Non-Div I Games: Hendrix 104 28 Central Baptist 66 43 Crowley's Ridge 82 26

Central Ark.

Loss, Non-Conf, S Site, H Home A Away N Neutral

Average RPI Win:	317	WON-LOST	WINNING	LAST 10	STRENGTH OF	OPP. STRENGTH	TEAM	ADJ.	CONF.	ADJ CONF.
Average RPI Loss:	229	RECORD	PCT. RANK	GAMES	SCHEDULE	OF SCHEDULE	RPI	RPI	RPI	RPI
DIV. I ONLY	2- 23	347	1-9	327	337	347	347	30	30	
DIV. I NON-CONF.	1- 10	329	0	295	279	335	335	30	30	
TOTALS	RPI 1-25	RPI 26-50	W-L RECORDS	RPI 51-100	RPI 101-150	RPI 150+				
2- 23	0- 0	0- 1	OVERALL	0- 0	0- 5	2- 17				
1- 9	0- 0	0- 0	HOME	0- 0	0- 1	1- 8				
1- 14	0- 0	0- 1	AWAY	0- 0	0- 4	1- 9				
0- 0	0- 0	0- 0	NEUTRAL	0- 0	0- 0	0- 0				
1- 10	0- 0	0- 1	NON-CONFERENCE	0- 0	0- 3	1- 6				
0- 3	0- 0	0- 0	HOME	0- 0	0- 0	0- 3				
1- 7	0- 0	0- 1	AWAY	0- 0	0- 3	1- 3				
0- 0	0- 0	0- 0	NEUTRAL	0- 0	0- 0	0- 0				
1- 13	0- 0	0- 0	CONFERENCE	0- 0	0- 2	1- 11				
1- 6	0- 0	0- 0	HOME	0- 0	0- 1	1- 5				
0- 7	0- 0	0- 0	AWAY	0- 0	0- 1	0- 6				
0- 0	0- 0	0- 0	NEUTRAL	0- 0	0- 0	0- 0				

RPI S	Opponent	Score	RPI S	Opponent	Score	RPI S	Opponent	Score	RPI S	Opponent	Score	Team's RPI: 347
29	A FGCU	60 94							121	A Duquesne	33 72	
									128	A Robert Morris	42 80	
									128	H Robert Morris	56 86	
									129	A Lehigh	51 70	
									133	A Buffalo	56 61	
									167	A Mt. St. Mary's	64 72	
									183	H Merrimack	56 65	
									194	A Fla. Atlantic	54 72	
									216	H Brown	73 83	
									229	H UMass Lowell	54 56	
									256	A Saint Francis (PA)	68 72	
									256	H Saint Francis (PA)	52 64	
									263	A New Hampshire	59 70	
									287	H Wagner	66 63	
									290	A Pittsburgh	73 81	
									310	A Sacred Heart	58 66	
									310	H Sacred Heart	52 54	
									314	H Albany (NY)	63 73	
									315	A Bryant	47 59	
									315	H Bryant	51 62	
									319	A Fairleigh Dickinson	47 66	
									319	H Fairleigh Dickinson	55 63	
									338	A LIU Brooklyn	61 63	
									346	A Hartford	61 54	
LAST 10 Division I												
319	H Fairleigh Dickinson	55 63	310	H Sacred Heart	52 54							
315	H Bryant	51 62	287	H Wagner	66 63							
315	A Bryant	47 59	319	A Fairleigh Dickinson	47 66							
256	A Saint Francis (PA)	68 72	167	A Mt. St. Mary's	64 72							
128	A Robert Morris	42 80	338	A LIU Brooklyn	61 63							

Non-Div I Games:

Central Conn. St.

■ Loss,
 ■ Non-Conf, S Site,
 ■ Home
 ■ Away
 N Neutral

Central Mich.

Through Games Of Feb. 18, 2020

Average RPI Win:	143	WON-LOST	WINNING	LAST 10	STRENGTH OF	OPP. STRENGTH	TEAM	ADJ.	CONF.	ADJ CONF.
Average RPI Loss:	55	RECORD	PCT. RANK	GAMES	SCHEDULE	OF SCHEDULE	RPI	RPI	RPI	RPI
DIV. I ONLY	19- 4	24	10-0	35	105	17	17	10	10	
DIV. I NON-CONF.	7- 4	100	0	10	81	23	23	10	10	
TOTALS	RPI 1-25	RPI 26-50	W-L RECORDS	RPI 51-100	RPI 101-150	RPI 150+				
19- 4	0- 1	3- 2	OVERALL	3- 0	4- 1	9- 0				
10- 1	0- 0	2- 0	HOME	2- 0	1- 1	5- 0				
9- 3	0- 1	1- 2	AWAY	1- 0	3- 0	4- 0				
0- 0	0- 0	0- 0	NEUTRAL	0- 0	0- 0	0- 0				
7- 4	0- 1	1- 2	NON-CONFERENCE	2- 0	2- 1	2- 0				
4- 1	0- 0	1- 0	HOME	1- 0	1- 1	1- 0				
3- 3	0- 1	0- 2	AWAY	1- 0	1- 0	1- 0				
0- 0	0- 0	0- 0	NEUTRAL	0- 0	0- 0	0- 0				
12- 0	0- 0	2- 0	CONFERENCE	1- 0	2- 0	7- 0				
6- 0	0- 0	1- 0	HOME	1- 0	0- 0	4- 0				
6- 0	0- 0	1- 0	AWAY	0- 0	2- 0	3- 0				
0- 0	0- 0	0- 0	NEUTRAL	0- 0	0- 0	0- 0				

RPI 1-25				Team's RPI: 17		RPI 26-50				RPI 51-100				RPI 101+					
RPI	S	Opponent	Score		RPI	S	Opponent	Score		RPI	S	Opponent	Score		RPI	S	Opponent	Score	
6	A	Louisville	63	76	32	A	Western Ky.	58	93	57	H	Ball St.	66	39	111	A	Bethune-Cookman	92	67
					43	A	UCF	58	64	64	H	Marist	77	54	126	H	Northeastern	79	63
					45	A	Ohio	73	71	86	A	South Dakota St.	79	74	133	A	Buffalo	98	93
					45	H	Ohio	92	90						139	H	Green Bay	105	111
					50	H	Dayton	81	80						150	A	Western Mich.	80	70
															156	H	Toledo	73	66
															173	A	Eastern Mich.	89	82
															179	H	Northern Ill.	66	60
															187	A	Miami (OH)	99	87
															187	H	Miami (OH)	76	70
															192	A	Akron	77	72
															227	H	Iona	70	50
															255	H	Bowling Green	82	75
															289	A	Oakland	65	47
LAST 10 Division I																			
					255	H	Bowling Green	82	75	156	H	Toledo	73	66					
					187	A	Miami (OH)	99	87	173	A	Eastern Mich.	89	82					
					179	H	Northern Ill.	66	60	150	A	Western Mich.	80	70					
					45	H	Ohio	92	90	57	H	Ball St.	66	39					
					133	A	Buffalo	98	93	187	H	Miami (OH)	76	70					

Non-Div I Games:

Central Mich.

■ Loss,
 ■ Non-Conf,
 ■ S Site,
 ■ Home
 ■ A Away
 N Neutral

Charleston So.

Through Games Of Feb. 18, 2020

Average RPI Win:	245	WON-LOST	WINNING	LAST 10	STRENGTH OF	OPP. STRENGTH	TEAM	ADJ.	CONF.	ADJ CONF.
Average RPI Loss:	225	RECORD	PCT. RANK	GAMES	SCHEDULE	OF SCHEDULE	RPI	RPI	RPI	RPI
DIV. I ONLY	2- 21	343	1-9	274	344	344	344	25	25	
DIV. I NON-CONF.	0- 7	338	0	241	332	342	342	28	28	
TOTALS	RPI 1-25	RPI 26-50	W-L RECORDS	RPI 51-100	RPI 101-150	RPI 150+				
2- 21	0- 1	0- 0	OVERALL	0- 0	0- 4	2- 16				
1- 11	0- 0	0- 0	HOME	0- 0	0- 2	1- 9				
1- 10	0- 1	0- 0	AWAY	0- 0	0- 2	1- 7				
0- 0	0- 0	0- 0	NEUTRAL	0- 0	0- 0	0- 0				
0- 7	0- 1	0- 0	NON-CONFERENCE	0- 0	0- 2	0- 4				
0- 4	0- 0	0- 0	HOME	0- 0	0- 1	0- 3				
0- 3	0- 1	0- 0	AWAY	0- 0	0- 1	0- 1				
0- 0	0- 0	0- 0	NEUTRAL	0- 0	0- 0	0- 0				
2- 14	0- 0	0- 0	CONFERENCE	0- 0	0- 2	2- 12				
1- 7	0- 0	0- 0	HOME	0- 0	0- 1	1- 6				
1- 7	0- 0	0- 0	AWAY	0- 0	0- 1	1- 6				
0- 0	0- 0	0- 0	NEUTRAL	0- 0	0- 0	0- 0				

RPI S	Opponent	Score	RPI S	Opponent	Score	RPI S	Opponent	Score	RPI S	Opponent	Score	Team's RPI: 344
25	A Florida St.	36 88							102	A North Carolina	54 85	
									111	H Bethune-Cookman	41 81	
									115	A Campbell	36 61	
									142	H Hampton	59 64	
									191	A Radford	35 72	
									191	H Radford	40 64	
									207	A Gardner-Webb	45 67	
									207	H Gardner-Webb	52 79	
									208	H High Point	70 84	
									212	H North Dakota	57 73	
									245	A UNC Asheville	60 48	
									245	H UNC Asheville	56 54	
									253	H Col. of Charleston	70 79	
									262	A Winthrop	46 56	
									262	H Winthrop	53 58	
									272	A Longwood	64 84	
									307	A Presbyterian	53 76	
									307	H Presbyterian	46 67	
									330	A USC Upstate	53 70	
									330	H USC Upstate	64 71	
									335	A Western Caro.	64 69	
									349	H South Carolina St.	75 81	
LAST 10 Division I												
245	H UNC Asheville	56 54	207	A Gardner-Webb	45 67							
307	A Presbyterian	53 76	307	H Presbyterian	46 67							
330	H USC Upstate	64 71	262	H Winthrop	53 58							
191	H Radford	40 64	115	A Campbell	36 61							
262	A Winthrop	46 56	142	H Hampton	59 64							

Non-Div I Games: Columbia (SC) 76 59 Virginia-Lynchburg 92 55

Charleston So.

Loss, Non-Conf, S Site, H Home A Away N Neutral

Average RPI Win:	194	WON-LOST	WINNING	LAST 10	STRENGTH OF	OPP. STRENGTH	TEAM	ADJ.	CONF.	ADJ CONF.
Average RPI Loss:	90	RECORD	PCT. RANK	GAMES	SCHEDULE	OF SCHEDULE	RPI	RPI	RPI	RPI
DIV. I ONLY	17- 7	56	7-3	146	107	65	65	13	13	
DIV. I NON-CONF.	9- 2	37	0	166	48	52	52	15	15	
TOTALS	RPI 1-25	RPI 26-50	W-L RECORDS	RPI 51-100	RPI 101-150	RPI 150+				
17- 7	0- 1	0- 2	OVERALL	2- 2	4- 0	11- 2				
9- 2	0- 0	0- 1	HOME	1- 1	1- 0	7- 0				
6- 5	0- 1	0- 1	AWAY	0- 1	3- 0	3- 2				
2- 0	0- 0	0- 0	NEUTRAL	1- 0	0- 0	1- 0				
9- 2	0- 1	0- 0	NON-CONFERENCE	1- 1	3- 0	5- 0				
4- 1	0- 0	0- 0	HOME	0- 1	1- 0	3- 0				
3- 1	0- 1	0- 0	AWAY	0- 0	2- 0	1- 0				
2- 0	0- 0	0- 0	NEUTRAL	1- 0	0- 0	1- 0				
8- 5	0- 0	0- 2	CONFERENCE	1- 1	1- 0	6- 2				
5- 1	0- 0	0- 1	HOME	1- 0	0- 0	4- 0				
3- 4	0- 0	0- 1	AWAY	0- 1	1- 0	2- 2				
0- 0	0- 0	0- 0	NEUTRAL	0- 0	0- 0	0- 0				

RPI 1-25				RPI 26-50				RPI 51-100 Team's RPI: 65				RPI 101+			
RPI	S	Opponent	Score	RPI	S	Opponent	Score	RPI	S	Opponent	Score	RPI	S	Opponent	Score
23	A	Kentucky	39 86	27	A	Old Dominion	51 54	52	A	Middle Tenn.	59 83	108	A	Davidson	75 64
				32	H	Western Ky.	56 60	68	N	Boston College	84 68	122	A	Wake Forest	77 65
								84	H	Rice	62 51	124	H	Richmond	78 59
								88	H	Fordham	51 76	127	A	UAB	83 75
												158	N	Tulane	60 56
												189	H	Delaware	61 57
												194	A	Fla. Atlantic	44 65
												207	H	Gardner-Webb	74 49
												209	H	Southern Miss.	63 59
												217	A	UTEP	76 82
												233	H	Marshall	52 46
												240	H	Louisiana Tech	55 37
												251	H	North Texas	72 59
												254	A	East Carolina	59 47
												296	A	FIU	64 50
												302	A	UTSA	67 47
												323	H	UMES	64 44
LAST 10 Division I															
				84	H	Rice	62 51	240	H	Louisiana Tech	55 37				
				251	H	North Texas	72 59	296	A	FIU	64 50				
				302	A	UTSA	67 47	194	A	Fla. Atlantic	44 65				
				217	A	UTEP	76 82	32	H	Western Ky.	56 60				
				209	H	Southern Miss.	63 59	233	H	Marshall	52 46				

Non-Div I Games:

Charlotte

■ Loss,
■ Non-Conf, S Site,
■ Home
■ Away
N Neutral

Chattanooga

Through Games Of Feb. 18, 2020

Average RPI Win:	233	WON-LOST	WINNING	LAST 10	STRENGTH OF	OPP. STRENGTH	TEAM	ADJ.	CONF.	ADJ CONF.
Average RPI Loss:	130	RECORD	PCT. RANK	GAMES	SCHEDULE	OF SCHEDULE	RPI	RPI	RPI	RPI
DIV. I ONLY	8- 17	278	6-4	75	206	198	198	26	26	
DIV. I NON-CONF.	1- 13	337	0	11	77	209	209	22	22	
TOTALS	RPI 1-25	RPI 26-50	W-L RECORDS	RPI 51-100	RPI 101-150	RPI 150+				
8- 17	0- 2	0- 3	OVERALL	0- 4	2- 2	6- 6				
3- 7	0- 0	0- 3	HOME	0- 0	1- 1	2- 3				
5- 10	0- 2	0- 0	AWAY	0- 4	1- 1	4- 3				
0- 0	0- 0	0- 0	NEUTRAL	0- 0	0- 0	0- 0				
1- 13	0- 2	0- 3	NON-CONFERENCE	0- 4	1- 1	0- 3				
0- 6	0- 0	0- 3	HOME	0- 0	0- 1	0- 2				
1- 7	0- 2	0- 0	AWAY	0- 4	1- 0	0- 1				
0- 0	0- 0	0- 0	NEUTRAL	0- 0	0- 0	0- 0				
7- 4	0- 0	0- 0	CONFERENCE	0- 0	1- 1	6- 3				
3- 1	0- 0	0- 0	HOME	0- 0	1- 0	2- 1				
4- 3	0- 0	0- 0	AWAY	0- 0	0- 1	4- 2				
0- 0	0- 0	0- 0	NEUTRAL	0- 0	0- 0	0- 0				

RPI S	Opponent	Score	RPI S	Opponent	Score	RPI S	Opponent	Score	RPI S	Opponent	Score	Team's RPI: 198
6	A Louisville	37 86	34	H Purdue	34 66	60	A Belmont	50 63	106	A Liberty	71 54	
21	A NC State	38 74	45	H Ohio	58 70	62	A UT Martin	51 78	142	H Hampton	55 84	
			48	H Troy	51 90	77	A Cincinnati	53 72	148	A UNC Greensboro	41 49	
						86	A South Dakota St.	56 71	148	H UNC Greensboro	74 59	
									164	A Samford	46 60	
									175	H Austin Peay	49 50	
									214	A Furman	69 63	
									214	H Furman	60 52	
									223	H Northern Colo.	42 59	
									265	A Eastern Ky.	65 71	
									280	A Wofford	51 49	
									280	H Wofford	80 76	
									284	A ETSU	91 82	
									322	A Mercer	48 55	
									335	A Western Caro.	59 52	
									335	H Western Caro.	53 61	
LAST 10 Division I												
280	A Wofford	51 49	322	A Mercer	48 55							
214	A Furman	69 63	164	A Samford	46 60							
335	H Western Caro.	53 61	214	H Furman	60 52							
148	H UNC Greensboro	74 59	280	H Wofford	80 76							
284	A ETSU	91 82	148	A UNC Greensboro	41 49							

Non-Div I Games:

Chattanooga

Loss, Non-Conf, S Site, H Home A Away N Neutral

Average RPI Win:	226	WON-LOST	WINNING	LAST 10	STRENGTH OF	OPP. STRENGTH	TEAM	ADJ.	CONF.	ADJ CONF.
Average RPI Loss:	234	RECORD	PCT. RANK	GAMES	SCHEDULE	OF SCHEDULE	RPI	RPI	RPI	RPI
DIV. I ONLY	1- 24	350	1-9	310	328	348	348	31	31	
DIV. I NON-CONF.	0- 13	338	0	268	272	345	345	32	32	
TOTALS	RPI 1-25	RPI 26-50	W-L RECORDS	RPI 51-100	RPI 101-150	RPI 150+				
1- 24	0- 1	0- 0	OVERALL	0- 0	0- 4	1- 19				
0- 11	0- 1	0- 0	HOME	0- 0	0- 2	0- 8				
1- 12	0- 0	0- 0	AWAY	0- 0	0- 2	1- 10				
0- 1	0- 0	0- 0	NEUTRAL	0- 0	0- 0	0- 1				
0- 13	0- 1	0- 0	NON-CONFERENCE	0- 0	0- 4	0- 8				
0- 6	0- 1	0- 0	HOME	0- 0	0- 2	0- 3				
0- 6	0- 0	0- 0	AWAY	0- 0	0- 2	0- 4				
0- 1	0- 0	0- 0	NEUTRAL	0- 0	0- 0	0- 1				
1- 11	0- 0	0- 0	CONFERENCE	0- 0	0- 0	1- 11				
0- 5	0- 0	0- 0	HOME	0- 0	0- 0	0- 5				
1- 6	0- 0	0- 0	AWAY	0- 0	0- 0	1- 6				
0- 0	0- 0	0- 0	NEUTRAL	0- 0	0- 0	0- 0				

RPI 1-25			RPI 26-50			RPI 51-100			RPI 101+			Team's RPI: 348
RPI	S	Opponent	Score	RPI	S	Opponent	Score	RPI	S	Opponent	Score	
24	H	Arizona	50 82					107	A	UT Arlington	53 84	
								130	H	Loyola Chicago	53 98	
								139	H	Green Bay	46 102	
								150	A	Western Mich.	69 90	
								154	A	Valparaiso	49 95	
								176	A	Illinois	66 96	
								195	H	Western Ill.	78 88	
								218	A	Grand Canyon	49 69	
								218	H	Grand Canyon	57 68	
								222	A	UMKC	57 73	
								226	A	CSU Bakersfield	60 58	
								226	H	CSU Bakersfield	51 58	
								257	A	Nevada	60 80	
								267	N	UC Santa Barbara	65 96	
								288	H	California Baptist	65 80	
								289	H	Oakland	70 98	
								308	A	Seattle U	51 80	
								316	A	New Mexico St.	56 80	
								316	H	New Mexico St.	60 73	
								317	A	UTRGV	68 77	
								317	H	UTRGV	67 87	
								324	A	Evansville	42 76	
								325	A	Utah Valley	58 89	
								342	H	UIC	61 73	
LAST 10 Division I												
218	H	Grand Canyon	57 68	288	H	California Baptist	65 80					
226	H	CSU Bakersfield	51 58	226	A	CSU Bakersfield	60 58					
317	A	UTRGV	68 77	218	A	Grand Canyon	49 69					
316	A	New Mexico St.	56 80	317	H	UTRGV	67 87					
222	A	UMKC	57 73	316	H	New Mexico St.	60 73					

Non-Div I Games:

Chicago St.

■ Loss,
■ Non-Conf,
■ S Site,
■ H Home
■ A Away
N Neutral

Average RPI Win:	178	WON-LOST	WINNING	LAST 10	STRENGTH OF	OPP. STRENGTH	TEAM	ADJ.	CONF.	ADJ CONF.
Average RPI Loss:	59	RECORD	PCT. RANK	GAMES	SCHEDULE	OF SCHEDULE	RPI	RPI	RPI	RPI
DIV. I ONLY	17- 8	64	7-3	122	64	77	77	9	9	
DIV. I NON-CONF.	9- 4	84	0	210	39	134	134	9	9	
TOTALS	RPI 1-25	RPI 26-50	W-L RECORDS	RPI 51-100	RPI 101-150	RPI 150+				
17- 8	0- 3	1- 1	OVERALL	3- 3	2- 0	11- 1				
12- 2	0- 1	1- 0	HOME	3- 1	1- 0	7- 0				
5- 4	0- 1	0- 1	AWAY	0- 1	1- 0	4- 1				
0- 2	0- 1	0- 0	NEUTRAL	0- 1	0- 0	0- 0				
9- 4	0- 2	0- 0	NON-CONFERENCE	1- 2	2- 0	6- 0				
7- 2	0- 1	0- 0	HOME	1- 1	1- 0	5- 0				
2- 0	0- 0	0- 0	AWAY	0- 0	1- 0	1- 0				
0- 2	0- 1	0- 0	NEUTRAL	0- 1	0- 0	0- 0				
8- 4	0- 1	1- 1	CONFERENCE	2- 1	0- 0	5- 1				
5- 0	0- 0	1- 0	HOME	2- 0	0- 0	2- 0				
3- 4	0- 1	0- 1	AWAY	0- 1	0- 0	3- 1				
0- 0	0- 0	0- 0	NEUTRAL	0- 0	0- 0	0- 0				

RPI 1-25				RPI 26-50				RPI 51-100 Team's RPI: 77				RPI 101+			
RPI	S	Opponent	Score	RPI	S	Opponent	Score	RPI	S	Opponent	Score	RPI	S	Opponent	Score
7	A	UConn	50 80	43	A	UCF	42 49	57	H	Ball St.	63 56	112	H	Utah	68 62
10	N	Iowa	61 69	43	H	UCF	81 64	66	A	South Fla.	68 76	118	A	VCU	58 56
22	H	Ohio St.	73 78					66	H	South Fla.	60 55	158	A	Tulane	59 64
								73	N	Bucknell	48 56	178	A	Memphis	73 66
								76	H	Temple	86 81	181	A	Houston	74 65
								93	H	Saint Louis	50 60	181	H	Houston	85 66
												187	H	Miami (OH)	98 68
												198	H	Chattanooga	72 53
												242	H	Tulsa	78 53
												249	A	SMU	73 58
												252	A	Xavier	85 78
												261	H	Alabama A&M	62 47
												290	H	Pittsburgh	69 53
												327	H	Coppin St.	86 40
LAST 10 Division I															
181	A	Houston	74 65	7	A	UConn	50 80	76	H	Temple	86 81				
43	A	UCF	42 49					181	H	Houston	85 66				
242	H	Tulsa	78 53					158	A	Tulane	59 64				
249	A	SMU	73 58					43	H	UCF	81 64				
66	H	South Fla.	60 55												

Non-Div I Games:

Cincinnati

■ Loss,
■ Non-Conf,
■ S Site,
■ H Home
■ A Away
N Neutral

Average RPI Win:	277	WON-LOST	WINNING	LAST 10	STRENGTH OF	OPP. STRENGTH	TEAM	ADJ.	CONF.	ADJ CONF.
Average RPI Loss:	174	RECORD	PCT. RANK	GAMES	SCHEDULE	OF SCHEDULE	RPI	RPI	RPI	RPI
DIV. I ONLY	15- 8	76	5-5	345	255	201	201	22	22	
DIV. I NON-CONF.	8- 1	26	0	351	242	179	179	20	20	
TOTALS	RPI 1-25	RPI 26-50	W-L RECORDS	RPI 51-100	RPI 101-150	RPI 150+				
15- 8	0- 0	0- 0	OVERALL	0- 2	0- 1	15- 5				
5- 3	0- 0	0- 0	HOME	0- 1	0- 1	5- 1				
10- 5	0- 0	0- 0	AWAY	0- 1	0- 0	10- 4				
0- 0	0- 0	0- 0	NEUTRAL	0- 0	0- 0	0- 0				
8- 1	0- 0	0- 0	NON-CONFERENCE	0- 0	0- 0	8- 1				
1- 0	0- 0	0- 0	HOME	0- 0	0- 0	1- 0				
7- 1	0- 0	0- 0	AWAY	0- 0	0- 0	7- 1				
0- 0	0- 0	0- 0	NEUTRAL	0- 0	0- 0	0- 0				
7- 7	0- 0	0- 0	CONFERENCE	0- 2	0- 1	7- 4				
4- 3	0- 0	0- 0	HOME	0- 1	0- 1	4- 1				
3- 4	0- 0	0- 0	AWAY	0- 1	0- 0	3- 3				
0- 0	0- 0	0- 0	NEUTRAL	0- 0	0- 0	0- 0				

RPI S	Opponent	Score	RPI S	Opponent	Score	RPI S	Opponent	Score	RPI S	Opponent	Score	Team's RPI: 201
						53	A IUPUI	48 58	139	H Green Bay	54 74	
						53	H IUPUI	53 78	163	A Wright St.	62 78	
									163	H Wright St.	73 75	
									186	A Northern Ky.	73 68	
									186	H Northern Ky.	66 62	
									192	H Akron	66 62	
									232	A Youngstown St.	72 84	
									232	H Youngstown St.	60 52	
									237	H Milwaukee	58 49	
									255	A Bowling Green	62 89	
									270	A Delaware St.	57 49	
									284	A ETSU	62 54	
									289	A Oakland	79 58	
									293	A St. Bonaventure	65 62	
									311	A Omaha	79 66	
									320	A Hofstra	61 51	
									333	A Detroit Mercy	59 70	
									335	A Western Caro.	68 61	
									338	A LIU Brooklyn	79 49	
									342	A UIC	83 43	
									342	H UIC	84 44	
LAST 10 Division I												
			232	A Youngstown St.	72 84		139	H Green Bay	54 74			
			163	H Wright St.	73 75		237	H Milwaukee	58 49			
			186	H Northern Ky.	66 62		289	A Oakland	79 58			
			342	A UIC	83 43		333	A Detroit Mercy	59 70			
			53	A IUPUI	48 58		232	H Youngstown St.	60 52			

Non-Div I Games: Davis & Elkins 110 41 Lake Erie 95 49

Cleveland St.

Average RPI Win:	233	WON-LOST	WINNING	LAST 10	STRENGTH OF	OPP. STRENGTH	TEAM	ADJ.	CONF.	ADJ CONF.
Average RPI Loss:	144	RECORD	PCT. RANK	GAMES	SCHEDULE	OF SCHEDULE	RPI	RPI	RPI	RPI
DIV. I ONLY	19- 3	18	9-1	288	238	82	82	21	21	
DIV. I NON-CONF.	8- 1	26	0	343	311	166	166	19	19	
TOTALS	RPI 1-25	RPI 26-50	W-L RECORDS	RPI 51-100	RPI 101-150	RPI 150+				
19- 3	0- 0	1- 1	OVERALL	0- 0	3- 1	15- 1				
10- 1	0- 0	1- 0	HOME	0- 0	2- 1	7- 0				
8- 2	0- 0	0- 1	AWAY	0- 0	1- 0	7- 1				
1- 0	0- 0	0- 0	NEUTRAL	0- 0	0- 0	1- 0				
8- 1	0- 0	0- 0	NON-CONFERENCE	0- 0	1- 1	7- 0				
4- 1	0- 0	0- 0	HOME	0- 0	1- 1	3- 0				
3- 0	0- 0	0- 0	AWAY	0- 0	0- 0	3- 0				
1- 0	0- 0	0- 0	NEUTRAL	0- 0	0- 0	1- 0				
11- 2	0- 0	1- 1	CONFERENCE	0- 0	2- 0	8- 1				
6- 0	0- 0	1- 0	HOME	0- 0	1- 0	4- 0				
5- 2	0- 0	0- 1	AWAY	0- 0	1- 0	4- 1				
0- 0	0- 0	0- 0	NEUTRAL	0- 0	0- 0	0- 0				

RPI S	Opponent	Score	RPI S	Opponent	Score	RPI S	Opponent	Score	RPI S	Opponent	Score
48	A Troy	77 84	48	H Troy	124 103				107	A UT Arlington	80 62
									107	H UT Arlington	62 56
									124	H Richmond	67 79
									148	H UNC Greensboro	63 54
									160	N Elon	76 65
									211	A Little Rock	68 48
									231	H George Mason	74 59
									236	A South Alabama	71 62
									236	H South Alabama	76 73
									239	A Appalachian St.	80 53
									259	A Texas St.	69 59
									259	H Texas St.	75 67
									260	A Arkansas St.	61 63
									269	A UNCW	62 43
									280	A Wofford	78 73
									301	H Ga. Southern	66 59
									309	H Georgia St.	87 45
									335	A Western Caro.	66 43
									339	H Ark.-Pine Bluff	76 69
									349	H South Carolina St.	85 44
LAST 10 Division I											
236	H South Alabama	76 73	301	H Ga. Southern	66 59						
48	H Troy	124 103	260	A Arkansas St.	61 63						
107	A UT Arlington	80 62	239	A Appalachian St.	80 53						
259	A Texas St.	69 59	211	A Little Rock	68 48						
309	H Georgia St.	87 45	107	H UT Arlington	62 56						

Non-Div I Games: UNC Pembroke 86 44 Wesleyan (GA) 132 32

Coastal Caro.

Average RPI Win:	264	WON-LOST	WINNING	LAST 10	STRENGTH OF	OPP. STRENGTH	TEAM	ADJ.	CONF.	ADJ CONF.
Average RPI Loss:	149	RECORD	PCT. RANK	GAMES	SCHEDULE	OF SCHEDULE	RPI	RPI	RPI	RPI
DIV. I ONLY	10- 13	217	2-8	282	237	253	253	14	14	
DIV. I NON-CONF.	6- 4	123	0	346	343	267	267	13	13	
TOTALS	RPI 1-25	RPI 26-50	W-L RECORDS	RPI 51-100	RPI 101-150	RPI 150+				
10- 13	0- 0	1- 2	OVERALL	0- 0	0- 5	9- 6				
5- 6	0- 0	1- 1	HOME	0- 0	0- 2	4- 3				
5- 7	0- 0	0- 1	AWAY	0- 0	0- 3	5- 3				
0- 0	0- 0	0- 0	NEUTRAL	0- 0	0- 0	0- 0				
6- 4	0- 0	0- 0	NON-CONFERENCE	0- 0	0- 2	6- 2				
2- 2	0- 0	0- 0	HOME	0- 0	0- 1	2- 1				
4- 2	0- 0	0- 0	AWAY	0- 0	0- 1	4- 1				
0- 0	0- 0	0- 0	NEUTRAL	0- 0	0- 0	0- 0				
4- 9	0- 0	1- 2	CONFERENCE	0- 0	0- 3	3- 4				
3- 4	0- 0	1- 1	HOME	0- 0	0- 1	2- 2				
1- 5	0- 0	0- 1	AWAY	0- 0	0- 2	1- 2				
0- 0	0- 0	0- 0	NEUTRAL	0- 0	0- 0	0- 0				

RPI S	Opponent	Score	RPI S	Opponent	Score	RPI S	Opponent	Score	RPI S	Opponent	Score	Team's RPI: 253
42	A James Madison	50 81	42	H James Madison	53 87		122	A Wake Forest	50 106			
49	H Drexel	73 59					126	A Northeastern	68 72			
							131	A William & Mary	60 85			
							131	H William & Mary	74 80			
							148	H UNC Greensboro	56 69			
							160	A Elon	48 90			
							160	H Elon	57 85			
							169	A Towson	72 83			
							169	H Towson	62 79			
							189	H Delaware	84 73			
							208	A High Point	79 70			
							231	H George Mason	61 72			
							262	A Winthrop	84 73			
							269	H UNCW	67 63			
							307	A Presbyterian	54 58			
							312	H N.C. Central	85 78			
							320	A Hofstra	63 60			
							335	H Western Caro.	73 62			
							344	A Charleston So.	79 70			
							349	A South Carolina St.	76 55			
LAST 10 Division I												
169	A Towson	72 83	126	A Northeastern	68 72							
42	A James Madison	50 81	269	H UNCW	67 63							
160	H Elon	57 85	42	H James Madison	53 87							
131	H William & Mary	74 80	169	H Towson	62 79							
320	A Hofstra	63 60	131	A William & Mary	60 85							

Non-Div I Games: Coker 82 57

Col. of Charleston

■ Loss,
 ■ Non-Conf,
 ■ S Site,
 ■ H Home
 ■ A Away
 N Neutral

Average RPI Win: 233	WON-LOST	WINNING	LAST 10	STRENGTH OF	OPP. STRENGTH	TEAM	ADJ.	CONF.	ADJ CONF.
Average RPI Loss: 111	RECORD	PCT. RANK	GAMES	SCHEDULE	OF SCHEDULE	RPI	RPI	RPI	RPI
DIV. I ONLY	17- 7	56	7-3	256	141	103	103	15	15
DIV. I NON-CONF.	8- 3	68	0	243	145	88	88	16	16
TOTALS	RPI 1-25	RPI 26-50	W-L RECORDS	RPI 51-100	RPI 101-150	RPI 150+			
17- 7	0- 1	0- 0	OVERALL	1- 3	2- 1	14- 2			
11- 1	0- 0	0- 0	HOME	1- 0	1- 1	9- 0			
6- 6	0- 1	0- 0	AWAY	0- 3	1- 0	5- 2			
0- 0	0- 0	0- 0	NEUTRAL	0- 0	0- 0	0- 0			
8- 3	0- 1	0- 0	NON-CONFERENCE	1- 2	0- 0	7- 0			
5- 0	0- 0	0- 0	HOME	1- 0	0- 0	4- 0			
3- 3	0- 1	0- 0	AWAY	0- 2	0- 0	3- 0			
0- 0	0- 0	0- 0	NEUTRAL	0- 0	0- 0	0- 0			
9- 4	0- 0	0- 0	CONFERENCE	0- 1	2- 1	7- 2			
6- 1	0- 0	0- 0	HOME	0- 0	1- 1	5- 0			
3- 3	0- 0	0- 0	AWAY	0- 1	1- 0	2- 2			
0- 0	0- 0	0- 0	NEUTRAL	0- 0	0- 0	0- 0			

RPI 1-25				RPI 26-50				RPI 51-100				RPI 101+				Team's RPI: 103	
RPI	S	Opponent	Score	RPI	S	Opponent	Score	RPI	S	Opponent	Score	RPI	S	Opponent	Score		
12	A	Northwestern	44 73					54	H	Yale	70 67	113	H	Holy Cross	71 60		
								73	A	Bucknell	43 66	132	A	Boston U.	70 61		
								79	A	Alabama	52 72	132	H	Boston U.	58 60		
								93	A	Saint Louis	51 61	166	A	Cornell	62 58		
												185	A	Lafayette	39 55		
												185	H	Lafayette	73 52		
												204	A	American	61 63		
												204	H	American	63 62		
												229	H	UMass Lowell	73 51		
												243	A	Loyola Maryland	76 74		
												243	H	Loyola Maryland	79 70		
												264	H	Niagara	85 72		
												275	H	Siena	88 51		
												287	H	Wagner	74 58		
												294	A	Navy	65 53		
												294	H	Navy	80 55		
												300	H	Army West Point	100 93		
												332	A	NJIT	79 52		
												340	A	Canisius	90 69		
LAST 10 Division I																	
243	H	Loyola Maryland	79 70	204	H	American	63 62										
132	H	Boston U.	58 60	73	A	Bucknell	43 66										
294	A	Navy	65 53	132	A	Boston U.	70 61										
113	H	Holy Cross	71 60	185	H	Lafayette	73 52										
185	A	Lafayette	39 55	294	H	Navy	80 55										

Non-Div I Games:

Colgate

■ Loss,
 ■ Non-Conf,
 ■ S Site,
 ■ H Home
 ■ A Away
 N Neutral

Average RPI Win: 185	WON-LOST	WINNING	LAST 10	STRENGTH OF	OPP. STRENGTH	TEAM	ADJ.	CONF.	ADJ CONF.
Average RPI Loss: 40	RECORD	PCT. RANK	GAMES	SCHEDULE	OF SCHEDULE	RPI	RPI	RPI	RPI
DIV. I ONLY	15- 10	110	2-8	79	17	78	78	1	1
DIV. I NON-CONF.	11- 0	1	0	301	174	53	53	1	1
TOTALS	RPI 1-25	RPI 26-50	W-L RECORDS	RPI 51-100	RPI 101-150	RPI 150+			
15- 10	0- 7	0- 0	OVERALL	1- 1	6- 2	8- 0			
8- 5	0- 4	0- 0	HOME	1- 0	3- 1	4- 0			
6- 5	0- 3	0- 0	AWAY	0- 1	2- 1	4- 0			
1- 0	0- 0	0- 0	NEUTRAL	0- 0	1- 0	0- 0			
11- 0	0- 0	0- 0	NON-CONFERENCE	0- 0	3- 0	8- 0			
6- 0	0- 0	0- 0	HOME	0- 0	2- 0	4- 0			
4- 0	0- 0	0- 0	AWAY	0- 0	0- 0	4- 0			
1- 0	0- 0	0- 0	NEUTRAL	0- 0	1- 0	0- 0			
4- 10	0- 7	0- 0	CONFERENCE	1- 1	3- 2	0- 0			
2- 5	0- 4	0- 0	HOME	1- 0	1- 1	0- 0			
2- 5	0- 3	0- 0	AWAY	0- 1	2- 1	0- 0			
0- 0	0- 0	0- 0	NEUTRAL	0- 0	0- 0	0- 0			

RPI	S	Opponent	Score	RPI	S	Opponent	Score	RPI	S	Opponent	Score	RPI	S	Opponent	Score
1	A	Oregon	46 104					75	H	Southern California	66 53	112	A	Utah	80 70
1	H	Oregon	53 101					98	A	Washington St.	59 69	112	H	Utah	69 84
8	H	UCLA	62 65									127	N	UAB	77 69
9	A	Stanford	68 76									135	A	California	62 50
9	H	Stanford	66 69									135	H	California	64 57
15	A	Oregon St.	60 72									136	A	Washington	52 61
15	H	Oregon St.	52 79									137	H	Wisconsin	74 57
												138	H	Texas Southern	74 50
												158	A	Tulane	62 52
												174	H	Jacksonville	66 44
												196	A	Wyoming	66 56
												252	A	Xavier	62 53
												258	H	Denver	96 70
												266	A	Colorado St.	79 75
												278	H	Indiana St.	59 46
												332	H	NJIT	80 57
LAST 10 Division I															
9	H	Stanford	66 69	15	H	Oregon St.	52 79								
135	H	California	64 57	135	A	California	62 50								
136	A	Washington	52 61	9	A	Stanford	68 76								
98	A	Washington St.	59 69	112	H	Utah	69 84								
1	H	Oregon	53 101	8	H	UCLA	62 65								

Non-Div I Games:

Colorado

■ Loss,
 ■ Non-Conf, S Site,
 ■ Home
 ■ Away
 N Neutral

Average RPI Win:	274	WON-LOST	WINNING	LAST 10	STRENGTH OF	OPP. STRENGTH	TEAM	ADJ.	CONF.	ADJ CONF.
Average RPI Loss:	155	RECORD	PCT. RANK	GAMES	SCHEDULE	OF SCHEDULE	RPI	RPI	RPI	RPI
DIV. I ONLY	9- 14	242	3-7	236	239	266	266	17	17	
DIV. I NON-CONF.	4- 5	195	0	300	273	270	270	21	21	
TOTALS	RPI 1-25	RPI 26-50	W-L RECORDS	RPI 51-100	RPI 101-150	RPI 150+				
9- 14	0- 0	0- 0	OVERALL	0- 4	0- 2	9- 8				
6- 6	0- 0	0- 0	HOME	0- 2	0- 1	6- 3				
3- 8	0- 0	0- 0	AWAY	0- 2	0- 1	3- 5				
0- 0	0- 0	0- 0	NEUTRAL	0- 0	0- 0	0- 0				
4- 5	0- 0	0- 0	NON-CONFERENCE	0- 2	0- 1	4- 2				
3- 2	0- 0	0- 0	HOME	0- 1	0- 0	3- 1				
1- 3	0- 0	0- 0	AWAY	0- 1	0- 1	1- 1				
0- 0	0- 0	0- 0	NEUTRAL	0- 0	0- 0	0- 0				
5- 9	0- 0	0- 0	CONFERENCE	0- 2	0- 1	5- 6				
3- 4	0- 0	0- 0	HOME	0- 1	0- 1	3- 2				
2- 5	0- 0	0- 0	AWAY	0- 1	0- 0	2- 4				
0- 0	0- 0	0- 0	NEUTRAL	0- 0	0- 0	0- 0				

RPI S	Opponent	Score	RPI S	Opponent	Score	RPI S	Opponent	Score	RPI S	Opponent	Score	Team's RPI: 266
						56	A Tennessee	41 79	116	H Boise St.	69 72	
						59	A Fresno St.	53 55	119	A Idaho	54 61	
						59	H Fresno St.	61 79	165	H San Jose St.	53 58	
						78	H Colorado	75 79	179	H Northern Ill.	75 80	
									196	A Wyoming	56 49	
									196	H Wyoming	40 43	
									199	A UNLV	52 56	
									200	A New Mexico	62 73	
									223	A Northern Colo.	75 58	
									241	A San Diego St.	49 59	
									242	A Tulsa	55 61	
									257	A Nevada	63 74	
									257	H Nevada	75 70	
									283	H UC Riverside	52 40	
									285	A Utah St.	67 61	
									285	H Utah St.	56 55	
									286	H Incarnate Word	75 47	
									303	H Air Force	60 40	
									351	H Mississippi Val.	65 46	
LAST 10 Division I												
			196	H Wyoming	40 43		285	H Utah St.	56 55			
			285	A Utah St.	67 61		59	A Fresno St.	53 55			
			59	H Fresno St.	61 79		303	H Air Force	60 40			
			199	A UNLV	52 56		200	A New Mexico	62 73			
			257	A Nevada	63 74		165	H San Jose St.	53 58			

Non-Div I Games: Western St. 56 47 Chadron St. 102 51

Colorado St.

Average RPI Win: 211	WON-LOST	WINNING	LAST 10	STRENGTH OF	OPP. STRENGTH	TEAM	ADJ.	CONF.	ADJ CONF.
Average RPI Loss: 134	RECORD	PCT. RANK	GAMES	SCHEDULE	OF SCHEDULE	RPI	RPI	RPI	RPI
DIV. I ONLY	13- 8	99	6-4	245	139	145	145	7	7
DIV. I NON-CONF.	9- 4	84	2-0	331	226	181	181	8	8
TOTALS	RPI 1-25	RPI 26-50	W-L RECORDS	RPI 51-100	RPI 101-150	RPI 150+			
13- 8	0- 1	0- 0	OVERALL	2- 2	2- 2	9- 3			
10- 2	0- 0	0- 0	HOME	2- 1	1- 0	7- 1			
3- 6	0- 1	0- 0	AWAY	0- 1	1- 2	2- 2			
0- 0	0- 0	0- 0	NEUTRAL	0- 0	0- 0	0- 0			
9- 4	0- 0	0- 0	NON-CONFERENCE	1- 0	2- 2	6- 2			
6- 1	0- 0	0- 0	HOME	1- 0	1- 0	4- 1			
3- 3	0- 0	0- 0	AWAY	0- 0	1- 2	2- 1			
0- 0	0- 0	0- 0	NEUTRAL	0- 0	0- 0	0- 0			
4- 4	0- 1	0- 0	CONFERENCE	1- 2	0- 0	3- 1			
4- 1	0- 0	0- 0	HOME	1- 1	0- 0	3- 0			
0- 3	0- 1	0- 0	AWAY	0- 1	0- 0	0- 1			
0- 0	0- 0	0- 0	NEUTRAL	0- 0	0- 0	0- 0			

RPI 1-25				RPI 26-50				RPI 51-100				RPI 101+ Team's RPI: 145			
RPI	S	Opponent	Score	RPI	S	Opponent	Score	RPI	S	Opponent	Score	RPI	S	Opponent	Score
16	A	Princeton	55 77					54	H	Yale	60 85	101	A	Vanderbilt	51 72
								61	A	Penn	84 86	108	H	Davidson	63 60
								88	H	Fordham	70 51	128	A	Robert Morris	61 59
								96	H	Harvard	89 64	133	A	Buffalo	75 82
												166	A	Cornell	77 80
												166	H	Cornell	76 66
												171	H	Dartmouth	73 63
												216	H	Brown	74 60
												228	H	Saint Joseph's	57 71
												237	H	Milwaukee	74 46
												247	H	Georgetown	54 49
												300	A	Army West Point	71 62
												314	A	Albany (NY)	78 82
												322	H	Mercer	77 48
												332	H	NJIT	99 43
												336	A	Tennessee St.	75 65
LAST 10 Division I															
				96	H	Harvard	89 64					54	H	Yale	60 85
				171	H	Dartmouth	73 63					166	A	Cornell	77 80
				16	A	Princeton	55 77					166	H	Cornell	76 66
				61	A	Penn	84 86					322	H	Mercer	77 48
				216	H	Brown	74 60					336	A	Tennessee St.	75 65

Non-Div I Games:

Columbia

■ Loss,
■ Non-Conf,
■ S Site,
■ H Home
■ A Away
N Neutral

Average RPI Win: 288	WON-LOST	WINNING	LAST 10	STRENGTH OF	OPP. STRENGTH	TEAM	ADJ.	CONF.	ADJ CONF.
Average RPI Loss: 195	RECORD	PCT. RANK	GAMES	SCHEDULE	OF SCHEDULE	RPI	RPI	RPI	RPI
DIV. I ONLY	3- 22	338	3-7	234	322	327	327	29	29
DIV. I NON-CONF.	0- 12	338	0	116	203	320	320	29	29
TOTALS	RPI 1-25	RPI 26-50	W-L RECORDS	RPI 51-100	RPI 101-150	RPI 150+			
3- 22	0- 0	0- 3	OVERALL	0- 3	0- 1	3- 15			
1- 8	0- 0	0- 0	HOME	0- 0	0- 0	1- 8			
2- 14	0- 0	0- 3	AWAY	0- 3	0- 1	2- 7			
0- 0	0- 0	0- 0	NEUTRAL	0- 0	0- 0	0- 0			
0- 12	0- 0	0- 3	NON-CONFERENCE	0- 3	0- 0	0- 6			
0- 2	0- 0	0- 0	HOME	0- 0	0- 0	0- 2			
0- 10	0- 0	0- 3	AWAY	0- 3	0- 0	0- 4			
0- 0	0- 0	0- 0	NEUTRAL	0- 0	0- 0	0- 0			
3- 10	0- 0	0- 0	CONFERENCE	0- 0	0- 1	3- 9			
1- 6	0- 0	0- 0	HOME	0- 0	0- 0	1- 6			
2- 4	0- 0	0- 0	AWAY	0- 0	0- 1	2- 3			
0- 0	0- 0	0- 0	NEUTRAL	0- 0	0- 0	0- 0			

RPI S	Opponent	Score	RPI S	Opponent	Score	RPI S	Opponent	Score	RPI S	Opponent	Score	Team's RPI: 327
39	A South Dakota	44 82	55	A West Virginia	47 82	111	A Bethune-Cookman	51 82				
47	A Rutgers	33 107	77	A Cincinnati	40 86	153	A George Washington	35 54				
50	A Dayton	48 78	86	A South Dakota St.	41 94	157	H N.C. A&T	38 84				
						182	A La Salle	46 79				
						193	A Norfolk St.	57 55				
						193	H Norfolk St.	48 85				
						233	A Marshall	47 60				
						246	H Morgan St.	42 47				
						248	A Howard	52 64				
						248	H Howard	54 66				
						264	H Niagara	67 82				
						270	A Delaware St.	55 72				
						297	A UMBC	48 71				
						312	H N.C. Central	44 58				
						323	H UMES	66 63				
						326	H Saint Peter's	57 82				
						343	A Florida A&M	48 58				
						349	A South Carolina St.	61 42				
						349	H South Carolina St.	60 71				
LAST 10 Division I												
193	A Norfolk St.	57 55	270	A Delaware St.	55 72							
349	A South Carolina St.	61 42	248	H Howard	54 66							
323	H UMES	66 63	246	H Morgan St.	42 47							
312	H N.C. Central	44 58	157	H N.C. A&T	38 84							
248	A Howard	52 64	343	A Florida A&M	48 58							

Non-Div I Games:

Coppin St.

Average RPI Win:	261	WON-LOST	WINNING	LAST 10	STRENGTH OF	OPP. STRENGTH	TEAM	ADJ.	CONF.	ADJ CONF.
Average RPI Loss:	92	RECORD	PCT. RANK	GAMES	SCHEDULE	OF SCHEDULE	RPI	RPI	RPI	RPI
DIV. I ONLY	9- 11	208	3-7	92	188	166	166	7	7	
DIV. I NON-CONF.	7- 5	131	1-1	215	287	165	165	8	8	
TOTALS	RPI 1-25	RPI 26-50	W-L RECORDS	RPI 51-100	RPI 101-150	RPI 150+				
9- 11	0- 2	0- 0	OVERALL	0- 4	1- 3	8- 2				
5- 6	0- 0	0- 0	HOME	0- 2	1- 2	4- 2				
4- 5	0- 2	0- 0	AWAY	0- 2	0- 1	4- 0				
0- 0	0- 0	0- 0	NEUTRAL	0- 0	0- 0	0- 0				
7- 5	0- 1	0- 0	NON-CONFERENCE	0- 1	0- 2	7- 1				
3- 3	0- 0	0- 0	HOME	0- 0	0- 2	3- 1				
4- 2	0- 1	0- 0	AWAY	0- 1	0- 0	4- 0				
0- 0	0- 0	0- 0	NEUTRAL	0- 0	0- 0	0- 0				
2- 6	0- 1	0- 0	CONFERENCE	0- 3	1- 1	1- 1				
2- 3	0- 0	0- 0	HOME	0- 2	1- 0	1- 1				
0- 3	0- 1	0- 0	AWAY	0- 1	0- 1	0- 0				
0- 0	0- 0	0- 0	NEUTRAL	0- 0	0- 0	0- 0				

RPI	S	Opponent	Score	RPI	S	Opponent	Score	RPI	S	Opponent	Score	RPI	S	Opponent	Score	Team's RPI: 166
16	A	Princeton	29 60					54	H	Yale	67 74	103	H	Colgate	58 62	
19	A	TCU	49 59					55	A	West Virginia	62 68	121	H	Duquesne	62 72	
								61	A	Penn	41 63	145	A	Columbia	66 76	
								96	H	Harvard	58 73	145	H	Columbia	80 77	
												168	H	Binghamton	56 59	
												171	H	Dartmouth	65 67	
												216	H	Brown	74 63	
												229	A	UMass Lowell	70 56	
												264	H	Niagara	82 59	
												270	A	Delaware St.	77 51	
												284	H	ETSU	71 43	
												293	A	St. Bonaventure	70 42	
												314	A	Albany (NY)	71 51	
												332	H	NJIT	68 44	
LAST 10 Division I																
171	H	Dartmouth	65 67	216	H	Brown	74 63									
96	H	Harvard	58 73	145	H	Columbia	80 77									
61	A	Penn	41 63	145	A	Columbia	66 76									
16	A	Princeton	29 60	284	H	ETSU	71 43									
54	H	Yale	67 74	55	A	West Virginia	62 68									

Non-Div I Games:

Cornell

■ Loss,
 ■ Non-Conf,
 S Site,
 ■ Home
 ■ Away
 N Neutral

Creighton

Through Games Of Feb. 18, 2020

Average RPI Win:	133	WON-LOST	WINNING	LAST 10	STRENGTH OF	OPP. STRENGTH	TEAM	ADJ.	CONF.	ADJ CONF.
Average RPI Loss:	51	RECORD	PCT. RANK	GAMES	SCHEDULE	OF SCHEDULE	RPI	RPI	RPI	RPI
DIV. I ONLY	16- 9	83	5-5	32	62	40	40	6	6	
DIV. I NON-CONF.	8- 3	68	0	37	43	15	15	6	6	
TOTALS	RPI 1-25	RPI 26-50	W-L RECORDS	RPI 51-100	RPI 101-150	RPI 150+				
16- 9	1- 1	1- 4	OVERALL	7- 4	3- 0	4- 0				
8- 3	0- 1	1- 0	HOME	3- 2	2- 0	2- 0				
6- 6	1- 0	0- 4	AWAY	2- 2	1- 0	2- 0				
2- 0	0- 0	0- 0	NEUTRAL	2- 0	0- 0	0- 0				
8- 3	0- 0	0- 3	NON-CONFERENCE	5- 0	1- 0	2- 0				
4- 0	0- 0	0- 0	HOME	2- 0	1- 0	1- 0				
2- 3	0- 0	0- 3	AWAY	1- 0	0- 0	1- 0				
2- 0	0- 0	0- 0	NEUTRAL	2- 0	0- 0	0- 0				
8- 6	1- 1	1- 1	CONFERENCE	2- 4	2- 0	2- 0				
4- 3	0- 1	1- 0	HOME	1- 2	1- 0	1- 0				
4- 3	1- 0	0- 1	AWAY	1- 2	1- 0	1- 0				
0- 0	0- 0	0- 0	NEUTRAL	0- 0	0- 0	0- 0				

RPI 1-25				RPI 26-50				Team's RPI: 40				RPI 51-100				RPI 101+			
RPI	S	Opponent	Score	RPI	S	Opponent	Score	RPI	S	Opponent	Score	RPI	S	Opponent	Score	RPI	S	Opponent	Score
20	A	DePaul	63 61	28	A	Arizona St.	55 70	55	N	West Virginia	82 75	141	A	Providence	77 68				
20	H	DePaul	71 74	33	A	Marquette	50 52	69	A	St. John's (NY)	58 63	141	H	Providence	72 63				
				33	H	Marquette	72 62	69	A	Seton Hall	70 82	147	H	Wichita St.	56 46				
				36	A	Drake	53 63	69	H	Seton Hall	78 66	247	A	Georgetown	65 56				
				39	A	South Dakota	65 72	69	H	St. John's (NY)	70 77	252	H	Xavier	62 55				
								72	H	UNI	57 54	292	H	North Dakota St.	70 59				
								76	N	Temple	69 59	311	A	Omaha	67 54				
								81	A	Nebraska	79 74								
								86	H	South Dakota St.	61 48								
								94	H	Butler	67 73								
								99	A	Villanova	58 42								
LAST 10 Division I																			
				69	H	Seton Hall	78 66	94	H	Butler	67 73								
				69	H	St. John's (NY)	70 77	252	H	Xavier	62 55								
				141	A	Providence	77 68	69	A	St. John's (NY)	58 63								
				33	A	Marquette	50 52	69	A	Seton Hall	70 82								
				20	A	DePaul	63 61	141	H	Providence	72 63								

Non-Div I Games:

Creighton

Loss, Non-Conf, S Site, H Home A Away N Neutral

Average RPI Win: 210	WON-LOST	WINNING	LAST 10	STRENGTH OF	OPP. STRENGTH	TEAM	ADJ.	CONF.	ADJ CONF.
Average RPI Loss: 132	RECORD	PCT. RANK	GAMES	SCHEDULE	OF SCHEDULE	RPI	RPI	RPI	RPI
DIV. I ONLY	8- 13	250	2-8	66	187	171	171	7	7
DIV. I NON-CONF.	6- 7	182	0-2	160	283	171	171	8	8
TOTALS	RPI 1-25	RPI 26-50	W-L RECORDS	RPI 51-100	RPI 101-150	RPI 150+			
8- 13	0- 2	0- 0	OVERALL	1- 3	0- 4	7- 4			
5- 5	0- 1	0- 0	HOME	1- 2	0- 0	4- 2			
3- 8	0- 1	0- 0	AWAY	0- 1	0- 4	3- 2			
0- 0	0- 0	0- 0	NEUTRAL	0- 0	0- 0	0- 0			
6- 7	0- 1	0- 0	NON-CONFERENCE	0- 0	0- 3	6- 3			
4- 1	0- 0	0- 0	HOME	0- 0	0- 0	4- 1			
2- 6	0- 1	0- 0	AWAY	0- 0	0- 3	2- 2			
0- 0	0- 0	0- 0	NEUTRAL	0- 0	0- 0	0- 0			
2- 6	0- 1	0- 0	CONFERENCE	1- 3	0- 1	1- 1			
1- 4	0- 1	0- 0	HOME	1- 2	0- 0	0- 1			
1- 2	0- 0	0- 0	AWAY	0- 1	0- 1	1- 0			
0- 0	0- 0	0- 0	NEUTRAL	0- 0	0- 0	0- 0			

RPI 1-25				RPI 26-50				RPI 51-100				RPI 101+ Team's RPI: 171			
RPI	S	Opponent	Score	RPI	S	Opponent	Score	RPI	S	Opponent	Score	RPI	S	Opponent	Score
12	A	Northwestern	37 79					54	H	Yale	47 67	130	A	Loyola Chicago	40 61
16	H	Princeton	34 66					61	H	Penn	33 66	132	A	Boston U.	56 74
								96	A	Harvard	49 64	133	A	Buffalo	49 73
								96	H	Harvard	63 62	145	A	Columbia	63 73
												166	A	Cornell	67 65
												183	H	Merrimack	57 52
												205	H	Maine	57 41
												216	H	Brown	71 83
												219	A	Manhattan	58 70
												229	A	UMass Lowell	62 51
												243	A	Loyola Maryland	56 72
												244	A	Fairfield	52 51
												259	H	Texas St.	51 61
												263	H	New Hampshire	66 47
												295	H	Vermont	72 55
LAST 10 Division I															
166	A	Cornell	67 65	16	H	Princeton	34 66	96	A	Harvard	49 64				
145	A	Columbia	63 73	54	H	Yale	47 67	96	H	Harvard	63 62				
54	H	Yale	47 67	216	H	Brown	71 83	243	A	Loyola Maryland	56 72				
216	H	Brown	71 83	61	H	Penn	33 66	133	A	Buffalo	49 73				

Non-Div I Games:

Dartmouth

■ Loss,
 ■ Non-Conf,
 S Site,
 ■ Home
 ■ Away
 N Neutral

Average RPI Win: 202		WON-LOST	WINNING	LAST 10	STRENGTH OF	OPP. STRENGTH	TEAM	ADJ.	CONF.	ADJ CONF.
Average RPI Loss: 105		RECORD	PCT. RANK	GAMES	SCHEDULE	OF SCHEDULE	RPI	RPI	RPI	RPI
DIV. I ONLY		13- 11	156	5-5	112	134	108	108	12	12
DIV. I NON-CONF.		6- 6	164	0	181	179	135	135	12	12
TOTALS		RPI 1-25	RPI 26-50		W-L RECORDS		RPI 51-100	RPI 101-150	RPI 150+	
13- 11	0- 0	0- 4		OVERALL		2- 2	1- 4		10- 1	
6- 3	0- 0	0- 1		HOME		1- 1	1- 1		4- 0	
6- 8	0- 0	0- 3		AWAY		1- 1	0- 3		5- 1	
1- 0	0- 0	0- 0		NEUTRAL		0- 0	0- 0		1- 0	
6- 6	0- 0	0- 3		NON-CONFERENCE		0- 1	0- 2		6- 0	
2- 1	0- 0	0- 0		HOME		0- 1	0- 0		2- 0	
3- 5	0- 0	0- 3		AWAY		0- 0	0- 2		3- 0	
1- 0	0- 0	0- 0		NEUTRAL		0- 0	0- 0		1- 0	
7- 5	0- 0	0- 1		CONFERENCE		2- 1	1- 2		4- 1	
4- 2	0- 0	0- 1		HOME		1- 0	1- 1		2- 0	
3- 3	0- 0	0- 0		AWAY		1- 1	0- 1		2- 1	
0- 0	0- 0	0- 0		NEUTRAL		0- 0	0- 0		0- 0	

RPI 1-25				RPI 26-50				RPI 51-100				RPI 101+				Team's RPI: 108	
RPI	S	Opponent	Score	RPI	S	Opponent	Score	RPI	S	Opponent	Score	RPI	S	Opponent	Score		
				30	A	Virginia Tech	68 88	65	H	Charlotte	64 75	121	H	Duquesne	79 76		
				31	A	Duke	52 82	88	A	Fordham	46 47	124	A	Richmond	57 69		
				49	A	Drexel	63 74	88	H	Fordham	74 62	134	A	Florida	50 55		
				50	H	Dayton	49 55	93	A	Saint Louis	65 58	145	A	Columbia	60 63		
												149	H	Massachusetts	62 70		
												153	H	George Washington	62 55		
												170	A	Rhode Island	77 70		
												170	H	Rhode Island	79 67		
												208	A	High Point	73 63		
												222	A	UMKC	74 64		
												231	A	George Mason	76 69		
												247	H	Georgetown	66 52		
												284	A	ETSU	75 60		
												293	A	St. Bonaventure	56 68		
												304	N	UC Irvine	78 72		
												335	H	Western Caro.	101 51		
EAST 10 Division I																	
				121	H	Duquesne	79 76	170	A	Rhode Island	77 70						
				88	A	Fordham	46 47	124	A	Richmond	57 69						
				293	A	St. Bonaventure	56 68	153	H	George Washington	62 55						
				50	H	Dayton	49 55	231	A	George Mason	76 69						
				149	H	Massachusetts	62 70	170	H	Rhode Island	79 67						

Non-Div I Games:	Newberry	75	46
------------------	----------	----	----

Davidson

Loss, Non-Conf, S Site, H Home A Away N Neutral

Average RPI Win:	178	WON-LOST	WINNING	LAST 10	STRENGTH OF	OPP. STRENGTH	TEAM	ADJ.	CONF.	ADJ CONF.
Average RPI Loss:	57	RECORD	PCT. RANK	GAMES	SCHEDULE	OF SCHEDULE	RPI	RPI	RPI	RPI
DIV. I ONLY	19- 7	49	10-0	105	75	50	50	12	12	
DIV. I NON-CONF.	7- 7	164	0	135	12	136	136	12	12	
TOTALS	RPI 1-25	RPI 26-50	W-L RECORDS	RPI 51-100	RPI 101-150	RPI 150+				
19- 7	0- 4	0- 0	OVERALL	2- 0	6- 3	11- 0				
9- 2	0- 2	0- 0	HOME	2- 0	2- 0	5- 0				
8- 2	0- 1	0- 0	AWAY	0- 0	4- 1	4- 0				
2- 3	0- 1	0- 0	NEUTRAL	0- 0	0- 2	2- 0				
7- 7	0- 4	0- 0	NON-CONFERENCE	0- 0	1- 3	6- 0				
3- 2	0- 2	0- 0	HOME	0- 0	0- 0	3- 0				
2- 2	0- 1	0- 0	AWAY	0- 0	1- 1	1- 0				
2- 3	0- 1	0- 0	NEUTRAL	0- 0	0- 2	2- 0				
12- 0	0- 0	0- 0	CONFERENCE	2- 0	5- 0	5- 0				
6- 0	0- 0	0- 0	HOME	2- 0	2- 0	2- 0				
6- 0	0- 0	0- 0	AWAY	0- 0	3- 0	3- 0				
0- 0	0- 0	0- 0	NEUTRAL	0- 0	0- 0	0- 0				

RPI	S	Opponent	Score	RPI	S	Opponent	Score	RPI	S	Opponent	Score	RPI	S	Opponent	Score
2	H	South Carolina	49 75					88	H	Fordham	48 44	105	N	Auburn	74 76
7	H	UConn	37 75					93	H	Saint Louis	48 47	108	A	Davidson	55 49
13	N	Gonzaga	65 76									118	H	VCU	72 67
17	A	Central Mich.	80 81									121	H	Duquesne	54 41
												122	N	Wake Forest	59 78
												124	A	Richmond	65 51
												126	A	Northeastern	71 60
												133	A	Buffalo	59 67
												149	A	Massachusetts	52 51
												153	A	George Washington	66 50
												156	A	Toledo	60 42
												170	H	Rhode Island	71 60
												182	A	La Salle	98 58
												205	N	Maine	78 49
												228	A	Saint Joseph's	59 44
												231	H	George Mason	59 55
												254	N	East Carolina	94 68
												271	H	Morehead St.	58 41
												273	H	Lipscomb	82 60
												327	H	Coppin St.	78 48
LAST 10 Division I															
118	H	VCU	72 67	88	H	Fordham	48 44	153	A	George Washington	66 50				
149	A	Massachusetts	52 51	93	H	Saint Louis	48 47	121	H	Duquesne	54 41				
170	H	Rhode Island	71 60	124	A	Richmond	65 51								
108	A	Davidson	55 49												
228	A	Saint Joseph's	59 44												

Non-Div I Games:

Dayton

■ Loss,
 ■ Non-Conf,
 ■ S Site,
 ■ H Home
 ■ A Away
 N Neutral

Average RPI Win:	134	WON-LOST	WINNING	LAST 10	STRENGTH OF	OPP. STRENGTH	TEAM	ADJ.	CONF.	ADJ CONF.
Average RPI Loss:	21	RECORD	PCT. RANK	GAMES	SCHEDULE	OF SCHEDULE	RPI	RPI	RPI	RPI
DIV. I ONLY	24- 3	9	9-1	71	49	20	20	6	6	
DIV. I NON-CONF.	10- 2	29	0	60	36	19	19	6	6	
TOTALS	RPI 1-25	RPI 26-50	W-L RECORDS	RPI 51-100	RPI 101-150	RPI 150+				
24- 3	1- 2	3- 1	OVERALL	8- 0	5- 0	7- 0				
14- 2	0- 1	2- 1	HOME	5- 0	1- 0	6- 0				
10- 1	1- 1	1- 0	AWAY	3- 0	4- 0	1- 0				
0- 0	0- 0	0- 0	NEUTRAL	0- 0	0- 0	0- 0				
10- 2	1- 2	1- 0	NON-CONFERENCE	1- 0	3- 0	4- 0				
6- 1	0- 1	1- 0	HOME	1- 0	0- 0	4- 0				
4- 1	1- 1	0- 0	AWAY	0- 0	3- 0	0- 0				
0- 0	0- 0	0- 0	NEUTRAL	0- 0	0- 0	0- 0				
14- 1	0- 0	2- 1	CONFERENCE	7- 0	2- 0	3- 0				
8- 1	0- 0	1- 1	HOME	4- 0	1- 0	2- 0				
6- 0	0- 0	1- 0	AWAY	3- 0	1- 0	1- 0				
0- 0	0- 0	0- 0	NEUTRAL	0- 0	0- 0	0- 0				

RPI	S	Opponent	Score	RPI	S	Opponent	Score	RPI	S	Opponent	Score	RPI	S	Opponent	Score
7	H	UConn	74 84	33	H	Marquette	89 71	69	A	Seton Hall	86 76	110	A	Notre Dame	105 94
12	A	Northwestern	70 68	40	A	Creighton	74 71	69	A	St. John's (NY)	71 65	130	A	Loyola Chicago	83 76
15	A	Oregon St.	77 98	40	H	Creighton	61 63	69	H	Seton Hall	85 68	139	A	Green Bay	76 65
				49	H	Drexel	81 57	69	H	St. John's (NY)	74 69	141	A	Providence	80 67
								91	H	Miami (FL)	89 83	141	H	Providence	93 71
								94	A	Butler	80 65	187	H	Miami (OH)	98 79
								94	H	Butler	89 60	237	H	Milwaukee	94 65
								99	H	Villanova	85 69	247	H	Georgetown	92 66
												252	A	Xavier	91 68
												252	H	Xavier	97 65
												260	H	Arkansas St.	109 64
												328	H	Alabama St.	105 76
LAST 10 Division I															
252	H	Xavier	97 65	40	H	Creighton	61 63	247	H	Georgetown	92 66				
94	H	Butler	89 60					99	H	Villanova	85 69				
69	A	Seton Hall	86 76					94	A	Butler	80 65				
69	A	St. John's (NY)	71 65					252	A	Xavier	91 68				
141	H	Providence	93 71												

Non-Div I Games:

DePaul

■ Loss,
 ■ Non-Conf,
 ■ S Site,
 ■ H Home
 ■ A Away
 N Neutral

Delaware

Through Games Of Feb. 18, 2020

Average RPI Win:	210	WON-LOST	WINNING	LAST 10	STRENGTH OF	OPP. STRENGTH	TEAM	ADJ.	CONF.	ADJ CONF.
Average RPI Loss:	133	RECORD	PCT. RANK	GAMES	SCHEDULE	OF SCHEDULE	RPI	RPI	RPI	RPI
DIV. I ONLY	9- 14	242	5-5	133	126	189	189	14	14	
DIV. I NON-CONF.	4- 7	225	0	96	154	172	172	13	13	
TOTALS	RPI 1-25	RPI 26-50	W-L RECORDS	RPI 51-100	RPI 101-150	RPI 150+				
9- 14	0- 1	0- 4	OVERALL	0- 1	2- 2	7- 6				
3- 6	0- 0	0- 2	HOME	0- 0	0- 1	3- 3				
5- 8	0- 1	0- 2	AWAY	0- 1	2- 1	3- 3				
1- 0	0- 0	0- 0	NEUTRAL	0- 0	0- 0	1- 0				
4- 7	0- 1	0- 1	NON-CONFERENCE	0- 1	1- 0	3- 4				
1- 3	0- 0	0- 0	HOME	0- 0	0- 0	1- 3				
2- 4	0- 1	0- 1	AWAY	0- 1	1- 0	1- 1				
1- 0	0- 0	0- 0	NEUTRAL	0- 0	0- 0	1- 0				
5- 7	0- 0	0- 3	CONFERENCE	0- 0	1- 2	4- 2				
2- 3	0- 0	0- 2	HOME	0- 0	0- 1	2- 0				
3- 4	0- 0	0- 1	AWAY	0- 0	1- 1	2- 2				
0- 0	0- 0	0- 0	NEUTRAL	0- 0	0- 0	0- 0				

RPI 1-25				RPI 26-50				RPI 51-100				RPI 101+ Team's RPI: 189			
RPI	S	Opponent	Score	RPI	S	Opponent	Score	RPI	S	Opponent	Score	RPI	S	Opponent	Score
3	A	Maryland	55 99	42	H	James Madison	39 60	65	A	Charlotte	57 61	126	A	Northeastern	81 69
				43	A	UCF	49 75					126	H	Northeastern	62 72
				49	A	Drexel	59 63					128	A	Robert Morris	73 62
				49	H	Drexel	32 52					131	A	William & Mary	58 68
												153	H	George Washington	49 63
												160	A	Elon	65 56
												169	H	Towson	69 62
												203	N	Santa Clara	81 80
												205	H	Maine	56 69
												207	A	Gardner-Webb	65 67
												230	A	Cal St. Fullerton	72 55
												231	H	George Mason	63 44
												253	A	Col. of Charleston	73 84
												269	A	UNCW	65 71
												270	H	Delaware St.	64 67
												320	A	Hofstra	77 67
												320	H	Hofstra	80 59
LAST 10 Division I															
				49	H	Drexel	32 52	160	A	Elon	65 56				
				320	A	Hofstra	77 67	131	A	William & Mary	58 68				
				126	A	Northeastern	81 69	49	A	Drexel	59 63				
				169	H	Towson	69 62	126	H	Northeastern	62 72				
				42	H	James Madison	39 60	320	H	Hofstra	80 59				

Non-Div I Games:

Delaware

Loss, Non-Conf, S Site, H Home A Away N Neutral

Average RPI Win:	303	WON-LOST	WINNING	LAST 10	STRENGTH OF	OPP. STRENGTH	TEAM	ADJ.	CONF.	ADJ CONF.
Average RPI Loss:	145	RECORD	PCT. RANK	GAMES	SCHEDULE	OF SCHEDULE	RPI	RPI	RPI	RPI
DIV. I ONLY	9- 13	237	6-4	187	346	270	270	29	29	
DIV. I NON-CONF.	2- 9	304	0	48	337	256	256	29	29	
TOTALS	RPI 1-25	RPI 26-50	W-L RECORDS	RPI 51-100	RPI 101-150	RPI 150+				
9- 13	0- 0	0- 1	OVERALL	0- 2	0- 3	9- 7				
6- 8	0- 0	0- 0	HOME	0- 1	0- 3	6- 4				
3- 5	0- 0	0- 1	AWAY	0- 1	0- 0	3- 3				
0- 0	0- 0	0- 0	NEUTRAL	0- 0	0- 0	0- 0				
2- 9	0- 0	0- 1	NON-CONFERENCE	0- 2	0- 2	2- 4				
1- 6	0- 0	0- 0	HOME	0- 1	0- 2	1- 3				
1- 3	0- 0	0- 1	AWAY	0- 1	0- 0	1- 1				
0- 0	0- 0	0- 0	NEUTRAL	0- 0	0- 0	0- 0				
7- 4	0- 0	0- 0	CONFERENCE	0- 0	0- 1	7- 3				
5- 2	0- 0	0- 0	HOME	0- 0	0- 1	5- 1				
2- 2	0- 0	0- 0	AWAY	0- 0	0- 0	2- 2				
0- 0	0- 0	0- 0	NEUTRAL	0- 0	0- 0	0- 0				

RPI S	Opponent	Score	RPI S	Opponent	Score	RPI S	Opponent	Score	RPI S	Opponent	Score	Team's RPI: 270
42	A James Madison	64 83	68	A Boston College	69 109	111	H Bethune-Cookman	55 66	129	H Lehigh	38 68	
			96	H Rider	69 71	131	H William & Mary	52 73	157	A N.C. A&T	53 58	
						157	H N.C. A&T	45 69	166	H Cornell	51 77	
						168	H Binghamton	66 75	189	A Delaware	67 64	
						193	A Norfolk St.	57 65	201	H Cleveland St.	49 57	
						246	H Morgan St.	69 61	272	A Longwood	62 78	
						312	A N.C. Central	64 60	312	H N.C. Central	64 54	
						323	H UMES	72 58	326	H Saint Peter's	89 66	
						327	H Coppin St.	72 55	343	H Florida A&M	61 53	
						349	A South Carolina St.	76 64				
LAST 10 Division I												
111	H Bethune-Cookman	55 66	327	H Coppin St.	72 55							
343	H Florida A&M	61 53	157	A N.C. A&T	53 58							
349	A South Carolina St.	76 64	312	A N.C. Central	64 60							
193	A Norfolk St.	57 65	157	H N.C. A&T	45 69							
323	H UMES	72 58	312	H N.C. Central	64 54							

Non-Div I Games: Post 67 41 Georgian Court 69 48

Delaware St.

RPI 1-25				RPI 26-50				RPI 51-100				RPI 101+ Team's RPI: 258			
RPI	S	Opponent	Score	RPI	S	Opponent	Score	RPI	S	Opponent	Score	RPI	S	Opponent	Score
				39	A	South Dakota	61 104	78	A	Colorado	70 96	150	N	Western Mich.	70 79
				39	H	South Dakota	60 92	86	A	South Dakota St.	72 62	188	H	Southern Utah	81 73
								86	H	South Dakota St.	79 86	192	N	Akron	72 88
												195	A	Western Ill.	75 82
												196	H	Wyoming	71 57
												210	A	Oral Roberts	72 84
												212	A	North Dakota	91 81
												212	H	North Dakota	82 90
												222	A	UMKC	79 83
												223	H	Northern Colo.	74 55
												261	H	Alabama A&M	83 86
												268	A	Lamar University	59 71
												292	A	North Dakota St.	80 85
												292	H	North Dakota St.	91 82
												304	H	UC Irvine	83 75
												311	A	Omaha	86 80
												311	H	Omaha	66 60
												313	H	Cal Poly	96 66
												316	H	New Mexico St.	75 78
												331	H	Purdue Fort Wayne	83 57
LAST 10 Division I															
				311	A	Omaha	86 80	292	A	North Dakota St.	80 85				
				86	A	South Dakota St.	72 62	212	A	North Dakota	91 81				
				331	H	Purdue Fort Wayne	83 57	311	H	Omaha	66 60				
				39	H	South Dakota	60 92	195	A	Western Ill.	75 82				
				210	A	Oral Roberts	72 84	86	H	South Dakota St.	79 86				

D
e
n
v
e
r

Denver

Page 69

Detroit Mercy

Through Games Of Feb. 18, 2020

Average RPI Win: 295	WON-LOST	WINNING	LAST 10	STRENGTH OF	OPP. STRENGTH	TEAM	ADJ.	CONF.	ADJ CONF.
Average RPI Loss: 177	RECORD	PCT. RANK	GAMES	SCHEDULE	OF SCHEDULE	RPI	RPI	RPI	RPI
DIV. I ONLY	3- 22	338	2-8	238	263	333	333	22	22
DIV. I NON-CONF.	0- 11	338	0	184	253	333	333	20	20
TOTALS	RPI 1-25	RPI 26-50	W-L RECORDS	RPI 51-100	RPI 101-150	RPI 150+			
3- 22	0- 0	0- 0	OVERALL	0- 4	0- 4	3- 14			
2- 10	0- 0	0- 0	HOME	0- 1	0- 2	2- 7			
1- 10	0- 0	0- 0	AWAY	0- 3	0- 2	1- 5			
0- 2	0- 0	0- 0	NEUTRAL	0- 0	0- 0	0- 2			
0- 11	0- 0	0- 0	NON-CONFERENCE	0- 2	0- 2	0- 7			
0- 5	0- 0	0- 0	HOME	0- 0	0- 1	0- 4			
0- 4	0- 0	0- 0	AWAY	0- 2	0- 1	0- 1			
0- 2	0- 0	0- 0	NEUTRAL	0- 0	0- 0	0- 2			
3- 11	0- 0	0- 0	CONFERENCE	0- 2	0- 2	3- 7			
2- 5	0- 0	0- 0	HOME	0- 1	0- 1	2- 3			
1- 6	0- 0	0- 0	AWAY	0- 1	0- 1	1- 4			
0- 0	0- 0	0- 0	NEUTRAL	0- 0	0- 0	0- 0			

RPI S	Opponent	Score	RPI S	Opponent	Score	RPI S	Opponent	Score	RPI S	Opponent	Score	Team's RPI: 333
						53	A IUPUI	45 82	130	H Loyola Chicago	60 89	
						53	H IUPUI	54 95	139	A Green Bay	45 72	
						91	A Michigan St.	52 110	139	H Green Bay	48 65	
						94	A Butler	60 82	150	A Western Mich.	67 82	
									154	H Valparaiso	58 77	
									156	H Toledo	64 82	
									163	A Wright St.	61 67	
									173	H Eastern Mich.	70 84	
									186	A Northern Ky.	60 72	
									192	H Akron	60 81	
									197	N Tennessee Tech	47 69	
									201	H Cleveland St.	70 59	
									231	A George Mason	62 75	
									232	H Youngstown St.	47 62	
									237	A Milwaukee	51 76	
									237	H Milwaukee	48 63	
									289	A Oakland	60 65	
									289	H Oakland	57 71	
									310	N Sacred Heart	60 66	
									342	A UIC	70 62	
									342	H UIC	58 52	
LAST 10 Division I												
			237	A Milwaukee	51 76		186	A Northern Ky.	60 72			
			139	A Green Bay	45 72		163	A Wright St.	61 67			
			342	H UIC	58 52		232	H Youngstown St.	47 62			
			53	H IUPUI	54 95		201	H Cleveland St.	70 59			
			289	A Oakland	60 65		139	H Green Bay	48 65			

Non-Div I Games:

Detroit Mercy

Loss, Non-Conf, S Site, H Home A Away N Neutral

Drake

Through Games Of Feb. 18, 2020

Average RPI Win:	157	WON-LOST	WINNING	LAST 10	STRENGTH OF	OPP. STRENGTH	TEAM	ADJ.	CONF.	ADJ CONF.
Average RPI Loss:	27	RECORD	PCT. RANK	GAMES	SCHEDULE	OF SCHEDULE	RPI	RPI	RPI	RPI
DIV. I ONLY	17- 7	56	8-2	63	41	36	36	8	8	
DIV. I NON-CONF.	7- 4	100	0	39	4	35	35	7	7	
TOTALS	RPI 1-25	RPI 26-50	W-L RECORDS	RPI 51-100	RPI 101-150	RPI 150+				
17- 7	0- 3	2- 3	OVERALL	5- 1	2- 0	8- 0				
10- 1	0- 1	2- 0	HOME	3- 0	1- 0	4- 0				
5- 5	0- 2	0- 2	AWAY	2- 1	0- 0	3- 0				
2- 1	0- 0	0- 1	NEUTRAL	0- 0	1- 0	1- 0				
7- 4	0- 1	2- 2	NON-CONFERENCE	1- 1	1- 0	3- 0				
4- 0	0- 0	2- 0	HOME	1- 0	0- 0	1- 0				
1- 3	0- 1	0- 1	AWAY	0- 1	0- 0	1- 0				
2- 1	0- 0	0- 1	NEUTRAL	0- 0	1- 0	1- 0				
10- 3	0- 2	0- 1	CONFERENCE	4- 0	1- 0	5- 0				
6- 1	0- 1	0- 0	HOME	2- 0	1- 0	3- 0				
4- 2	0- 1	0- 1	AWAY	2- 0	0- 0	2- 0				
0- 0	0- 0	0- 0	NEUTRAL	0- 0	0- 0	0- 0				

RPI 1-25				RPI 26-50				Team's RPI: 36	RPI 51-100				RPI 101+			
RPI	S	Opponent	Score	RPI	S	Opponent	Score		RPI	S	Opponent	Score	RPI	S	Opponent	Score
5	A	Missouri St.	67 69	34	N	Purdue	47 67		58	A	Oklahoma	84 93	105	N	Auburn	83 82
5	H	Missouri St.	83 89	38	A	Bradley	76 77		72	H	UNI	104 87	130	H	Loyola Chicago	80 52
10	A	Iowa	67 79	39	A	South Dakota	94 102		80	A	Southern Ill.	73 65	154	H	Valparaiso	87 66
				40	H	Creighton	63 53		80	H	Southern Ill.	91 76	179	A	Northern Ill.	73 49
				44	H	Iowa St.	86 81		86	H	South Dakota St.	74 67	195	H	Western Ill.	94 75
									90	A	Illinois St.	69 67	205	N	Maine	94 62
													278	A	Indiana St.	92 71
													278	H	Indiana St.	105 65
													324	A	Evansville	66 51
													324	H	Evansville	108 44
LAST 10 Division I																
278	A	Indiana St.	92 71	154	H	Valparaiso	87 66									
324	A	Evansville	66 51	38	A	Bradley	76 77									
5	H	Missouri St.	83 89	90	A	Illinois St.	69 67									
80	H	Southern Ill.	91 76	324	H	Evansville	108 44									
130	H	Loyola Chicago	80 52	278	H	Indiana St.	105 65									

Non-Div I Games: Waldorf 103 18

Drake

Loss, Non-Conf, S Site, H Home A Away N Neutral

Average RPI Win: 176	WON-LOST	WINNING	LAST 10	STRENGTH OF	OPP. STRENGTH	TEAM	ADJ.	CONF.	ADJ CONF.
Average RPI Loss: 110	RECORD	PCT. RANK	GAMES	SCHEDULE	OF SCHEDULE	RPI	RPI	RPI	RPI
DIV. I ONLY	18- 6	40	10-0	135	112	49	49	14	14
DIV. I NON-CONF.	7- 5	131	0	64	97	85	85	13	13
TOTALS	RPI 1-25	RPI 26-50	W-L RECORDS	RPI 51-100	RPI 101-150	RPI 150+			
18- 6	0- 1	1- 0	OVERALL	1- 2	5- 2	11- 1			
10- 1	0- 0	1- 0	HOME	1- 0	3- 1	5- 0			
8- 4	0- 1	0- 0	AWAY	0- 2	2- 0	6- 1			
0- 1	0- 0	0- 0	NEUTRAL	0- 0	0- 1	0- 0			
7- 5	0- 1	0- 0	NON-CONFERENCE	1- 2	2- 2	4- 0			
5- 1	0- 0	0- 0	HOME	1- 0	2- 1	2- 0			
2- 3	0- 1	0- 0	AWAY	0- 2	0- 0	2- 0			
0- 1	0- 0	0- 0	NEUTRAL	0- 0	0- 1	0- 0			
11- 1	0- 0	1- 0	CONFERENCE	0- 0	3- 0	7- 1			
5- 0	0- 0	1- 0	HOME	0- 0	1- 0	3- 0			
6- 1	0- 0	0- 0	AWAY	0- 0	2- 0	4- 1			
0- 0	0- 0	0- 0	NEUTRAL	0- 0	0- 0	0- 0			

RPI 1-25				RPI 26-50				Team's RPI: 49				RPI 51-100				RPI 101+			
RPI	S	Opponent	Score	RPI	S	Opponent	Score		RPI	S	Opponent	Score	RPI	S	Opponent	Score			
20	A	DePaul	57 81	42	H	James Madison	70 48		61	A	Penn	49 53	108	H	Davidson	74 63			
									73	A	Bucknell	49 60	117	H	Pacific	51 58			
									99	H	Villanova	54 52	124	H	Richmond	58 52			
													126	A	Northeastern	67 51			
													126	H	Northeastern	50 41			
													131	A	William & Mary	61 54			
													133	N	Buffalo	59 63			
													160	A	Elon	55 53			
													169	H	Towson	59 50			
													182	H	La Salle	69 31			
													184	A	Quinnipiac	66 62			
													189	A	Delaware	52 32			
													189	H	Delaware	63 59			
													205	H	Maine	70 57			
													228	A	Saint Joseph's	62 52			
													253	A	Col. of Charleston	59 73			
													269	A	UNCW	73 72			
													320	A	Hofstra	45 32			
													320	H	Hofstra	74 54			
LAST 10 Division I																			
189	A	Delaware	52 32	131	A	William & Mary	61 54												
126	A	Northeastern	67 51	160	A	Elon	55 53												
320	A	Hofstra	45 32	189	H	Delaware	63 59												
42	H	James Madison	70 48	320	H	Hofstra	74 54												
169	H	Towson	59 50	126	H	Northeastern	50 41												

Non-Div I Games:

Drexel

■ Loss,
 ■ Non-Conf, S Site,
 ■ Home
 ■ Away
 N Neutral

Duke

Average RPI Win: 112

Average RPI Loss: 56

WON-LOST
RECORD

WINNING
PCT. RANK

LAST 10
GAMES

STRENGTH OF
SCHEDULE

OPP. STRENGTH
OF SCHEDULE

TEAM
RPI

ADJ.
RPI

CONF.
RPI

ADJ CONF.
RPI

DIV. I ONLY

15- 10

110

8-2

7

38

31

31

5

5

DIV. I NON-CONF.

6- 5

151

0

2

41

21

21

4

4

TOTALS

RPI 1-25

RPI 26-50

W-L RECORDS

RPI 51-100

RPI 101-150

RPI 150+

15- 10

1- 5

2- 1

OVERALL

5- 2

3- 1

4- 1

11- 3

1- 2

2- 0

HOME

3- 0

3- 1

2- 0

4- 7

0- 3

0- 1

AWAY

2- 2

0- 0

2- 1

0- 0

0- 0

0- 0

NEUTRAL

0- 0

0- 0

0- 0

6- 5

0- 3

1- 1

NON-CONFERENCE

1- 1

1- 0

3- 0

5- 1

0- 1

1- 0

HOME

1- 0

1- 0

2- 0

1- 4

0- 2

0- 1

AWAY

0- 1

0- 0

1- 0

0- 0

0- 0

0- 0

NEUTRAL

0- 0

0- 0

0- 0

9- 5

1- 2

1- 0

CONFERENCE

4- 1

2- 1

1- 1

6- 2

1- 1

1- 0

HOME

2- 0

2- 1

0- 0

3- 3

0- 1

0- 0

AWAY

2- 1

0- 0

1- 1

0- 0

0- 0

0- 0

NEUTRAL

0- 0

0- 0

0- 0

RPI 1-25

RPI 26-50

Team's RPI: 31

RPI 51-100

RPI 101+

RPI S Opponent Score

2 A South Carolina 46 89

6 A Louisville 55 60

12 H Northwestern 42 63

14 A Texas A&M 58 79

21 H NC State 60 63

25 H Florida St. 66 64

RPI S Opponent Score

29 A FGCU 56 78

30 H Virginia Tech 72 67

48 H Troy 99 85

RPI S Opponent Score

51 A Virginia 63 66

61 H Penn 66 50

68 H Boston College 85 73

74 H Georgia Tech 58 46

81 A Nebraska 79 83

85 A Syracuse 88 58

91 A Miami (FL) 74 55

RPI S Opponent Score

102 H North Carolina 71 61

108 H Davidson 82 52

110 H Notre Dame 50 47

122 H Wake Forest 58 60

180 H Idaho St. 85 66

199 A UNLV 57 45

208 H High Point 93 57

220 A Clemson 58 62

290 A Pittsburgh 73 56

LAST 10 Division I

RPI S Opponent Score

25 H Florida St. 66 64

290 A Pittsburgh 73 56

91 A Miami (FL) 74 55

102 H North Carolina 71 61

21 H NC State 60 63

RPI S Opponent Score

74 H Georgia Tech 58 46

85 A Syracuse 88 58

220 A Clemson 58 62

110 H Notre Dame 50 47

30 H Virginia Tech 72 67

Non-Div I Games:

Duke

Average RPI Win: 221	WON-LOST	WINNING	LAST 10	STRENGTH OF	OPP. STRENGTH	TEAM	ADJ.	CONF.	ADJ CONF.
Average RPI Loss: 100	RECORD	PCT. RANK	GAMES	SCHEDULE	OF SCHEDULE	RPI	RPI	RPI	RPI
DIV. I ONLY	16- 9	83	6-4	260	101	121	121	12	12
DIV. I NON-CONF.	10- 3	57	0	284	122	102	102	12	12
TOTALS	RPI 1-25	RPI 26-50	W-L RECORDS	RPI 51-100	RPI 101-150	RPI 150+			
16- 9	0- 0	0- 2	OVERALL	0- 2	1- 4	15- 1			
8- 2	0- 0	0- 0	HOME	0- 0	0- 2	8- 0			
8- 7	0- 0	0- 2	AWAY	0- 2	1- 2	7- 1			
0- 0	0- 0	0- 0	NEUTRAL	0- 0	0- 0	0- 0			
10- 3	0- 0	0- 1	NON-CONFERENCE	0- 1	0- 1	10- 0			
4- 1	0- 0	0- 0	HOME	0- 0	0- 1	4- 0			
6- 2	0- 0	0- 1	AWAY	0- 1	0- 0	6- 0			
0- 0	0- 0	0- 0	NEUTRAL	0- 0	0- 0	0- 0			
6- 6	0- 0	0- 1	CONFERENCE	0- 1	1- 3	5- 1			
4- 1	0- 0	0- 0	HOME	0- 0	0- 1	4- 0			
2- 5	0- 0	0- 1	AWAY	0- 1	1- 2	1- 1			
0- 0	0- 0	0- 0	NEUTRAL	0- 0	0- 0	0- 0			

RPI S	Opponent	Score	RPI S	Opponent	Score	RPI S	Opponent	Score	RPI S	Opponent	Score	Team's RPI: 121
46	A Oklahoma St.	41 84	76	A Temple	72 85	104	H Kent St.	75 77	108	A Davidson	76 79	
50	A Dayton	41 54	93	A Saint Louis	50 53	118	A VCU	79 76	124	A Richmond	64 67	
						149	H Massachusetts	77 81	153	A George Washington	60 65	
						156	H Toledo	79 74	166	A Cornell	72 62	
						182	H La Salle	82 56	185	A Lafayette	73 65	
						192	A Akron	88 63	215	H Kennesaw St.	75 72	
						219	A Manhattan	76 65	227	A Iona	76 74	
						228	A Saint Joseph's	58 51	228	H Saint Joseph's	53 42	
						231	H George Mason	84 63	256	H Saint Francis (PA)	72 69	
						290	A Pittsburgh	81 62	293	H St. Bonaventure	58 39	
						347	H Central Conn. St.	72 33				
LAST 10 Division I												
108	A Davidson	76 79	93	A Saint Louis	50 53							
124	A Richmond	64 67	231	H George Mason	84 63							
228	H Saint Joseph's	53 42	228	A Saint Joseph's	58 51							
118	A VCU	79 76	50	A Dayton	41 54							
293	H St. Bonaventure	58 39	182	H La Salle	82 56							

Non-Div I Games:

Duquesne

Average RPI Win: 242	WON-LOST	WINNING	LAST 10	STRENGTH OF	OPP. STRENGTH	TEAM	ADJ.	CONF.	ADJ CONF.
Average RPI Loss: 172	RECORD	PCT. RANK	GAMES	SCHEDULE	OF SCHEDULE	RPI	RPI	RPI	RPI
DIV. I ONLY	7- 18	293	3-7	195	278	284	284	26	26
DIV. I NON-CONF.	4- 10	259	0	92	237	221	221	22	22
TOTALS	RPI 1-25	RPI 26-50	W-L RECORDS	RPI 51-100	RPI 101-150	RPI 150+			
7- 18	0- 0	0- 1	OVERALL	0- 2	2- 3	5- 12			
3- 9	0- 0	0- 0	HOME	0- 1	1- 2	2- 6			
4- 9	0- 0	0- 1	AWAY	0- 1	1- 1	3- 6			
0- 0	0- 0	0- 0	NEUTRAL	0- 0	0- 0	0- 0			
4- 10	0- 0	0- 1	NON-CONFERENCE	0- 2	2- 1	2- 6			
2- 5	0- 0	0- 0	HOME	0- 1	1- 1	1- 3			
2- 5	0- 0	0- 1	AWAY	0- 1	1- 0	1- 3			
0- 0	0- 0	0- 0	NEUTRAL	0- 0	0- 0	0- 0			
3- 8	0- 0	0- 0	CONFERENCE	0- 0	0- 2	3- 6			
1- 4	0- 0	0- 0	HOME	0- 0	0- 1	1- 3			
2- 4	0- 0	0- 0	AWAY	0- 0	0- 1	2- 3			
0- 0	0- 0	0- 0	NEUTRAL	0- 0	0- 0	0- 0			

RPI S	Opponent	Score	RPI S	Opponent	Score	RPI S	Opponent	Score	RPI S	Opponent	Score	Team's RPI: 284
48	A Troy	61 79	56	H Tennessee	68 72	106	A Liberty	63 62				
			74	A Georgia Tech	48 87	108	H Davidson	60 75				
						122	H Wake Forest	67 60				
						148	A UNC Greensboro	47 63				
						148	H UNC Greensboro	45 65				
						157	A N.C. A&T	69 80				
						164	A Samford	34 68				
						166	A Cornell	43 71				
						191	H Radford	43 67				
						198	H Chattanooga	82 91				
						201	H Cleveland St.	54 62				
						208	A High Point	62 80				
						214	A Furman	47 67				
						214	H Furman	62 81				
						236	H South Alabama	65 60				
						239	A Appalachian St.	67 61				
						245	H UNC Asheville	54 72				
						280	A Wofford	62 86				
						280	H Wofford	47 76				
						322	A Mercer	72 66				
						335	A Western Caro.	62 57				
						335	H Western Caro.	76 49				
LAST 10 Division I												
214	A Furman	47 67	164	A Samford	34 68							
280	A Wofford	62 86	322	A Mercer	72 66							
148	H UNC Greensboro	45 65	280	H Wofford	47 76							
335	H Western Caro.	76 49	214	H Furman	62 81							
198	H Chattanooga	82 91	335	A Western Caro.	62 57							

Non-Div I Games: Converse 73 35

ETSU

East Carolina

Through Games Of Feb. 18, 2020

Average RPI Win:	244	WON-LOST	WINNING	LAST 10	STRENGTH OF	OPP. STRENGTH	TEAM	ADJ.	CONF.	ADJ CONF.
Average RPI Loss:	125	RECORD	PCT. RANK	GAMES	SCHEDULE	OF SCHEDULE	RPI	RPI	RPI	RPI
DIV. I ONLY	6- 18	306	3-7	102	118	254	254	9	9	
DIV. I NON-CONF.	3- 10	282	0	79	172	242	242	9	9	
TOTALS	RPI 1-25	RPI 26-50	W-L RECORDS	RPI 51-100	RPI 101-150	RPI 150+				
6- 18	0- 2	0- 2	OVERALL	0- 3	0- 6	6- 5				
4- 7	0- 1	0- 0	HOME	0- 2	0- 2	4- 2				
2- 9	0- 0	0- 1	AWAY	0- 1	0- 4	2- 3				
0- 2	0- 1	0- 1	NEUTRAL	0- 0	0- 0	0- 0				
3- 10	0- 1	0- 1	NON-CONFERENCE	0- 3	0- 4	3- 1				
2- 4	0- 0	0- 0	HOME	0- 2	0- 1	2- 1				
1- 4	0- 0	0- 0	AWAY	0- 1	0- 3	1- 0				
0- 2	0- 1	0- 1	NEUTRAL	0- 0	0- 0	0- 0				
3- 8	0- 1	0- 1	CONFERENCE	0- 0	0- 2	3- 4				
2- 3	0- 1	0- 0	HOME	0- 0	0- 1	2- 1				
1- 5	0- 0	0- 1	AWAY	0- 0	0- 1	1- 3				
0- 0	0- 0	0- 0	NEUTRAL	0- 0	0- 0	0- 0				

RPI 1-25				RPI 26-50				RPI 51-100				RPI 101+ Team's RPI: 254			
RPI	S	Opponent	Score	RPI	S	Opponent	Score	RPI	S	Opponent	Score	RPI	S	Opponent	Score
7	H	UConn	42 98	43	A	UCF	55 91	52	H	Middle Tenn.	66 68	106	A	Liberty	66 81
12	N	Northwestern	45 64	50	N	Dayton	68 94	65	H	Charlotte	47 59	118	A	VCU	40 53
								83	A	Georgia	50 67	122	A	Wake Forest	53 76
												131	H	William & Mary	68 78
												147	A	Wichita St.	55 57
												147	H	Wichita St.	53 61
												178	A	Memphis	61 57
												178	H	Memphis	71 65
												181	A	Houston	63 72
												181	H	Houston	53 50
												242	A	Tulsa	56 58
												248	H	Howard	51 67
												249	A	SMU	45 53
												249	H	SMU	47 55
												272	A	Longwood	64 61
												323	H	UMES	57 42
												330	H	USC Upstate	69 48
LAST 10 Division I															
178	A	Memphis	61 57	7	H	UConn	42 98	242	A	Tulsa	56 58				
249	A	SMU	45 53	181	A	Houston	63 72	147	H	Wichita St.	53 61				
181	H	Houston	53 50	249	H	SMU	47 55								
147	A	Wichita St.	55 57												
178	H	Memphis	71 65												

Non-Div I Games:

East Carolina

Loss, Non-Conf, S Site, H Home A Away N Neutral

Average RPI Win:	264	WON-LOST	WINNING	LAST 10	STRENGTH OF	OPP. STRENGTH	TEAM	ADJ.	CONF.	ADJ CONF.
Average RPI Loss:	156	RECORD	PCT. RANK	GAMES	SCHEDULE	OF SCHEDULE	RPI	RPI	RPI	RPI
DIV. I ONLY	14- 10	121	6-4	340	199	225	225	20	20	
DIV. I NON-CONF.	5- 5	164	0	349	157	305	305	23	23	
TOTALS	RPI 1-25	RPI 26-50	W-L RECORDS	RPI 51-100	RPI 101-150	RPI 150+				
14- 10	0- 0	0- 0	OVERALL	1- 2	0- 3	13- 5				
6- 5	0- 0	0- 0	HOME	1- 0	0- 2	5- 3				
7- 5	0- 0	0- 0	AWAY	0- 2	0- 1	7- 2				
1- 0	0- 0	0- 0	NEUTRAL	0- 0	0- 0	1- 0				
5- 5	0- 0	0- 0	NON-CONFERENCE	0- 0	0- 2	5- 3				
1- 3	0- 0	0- 0	HOME	0- 0	0- 1	1- 2				
3- 2	0- 0	0- 0	AWAY	0- 0	0- 1	3- 1				
1- 0	0- 0	0- 0	NEUTRAL	0- 0	0- 0	1- 0				
9- 5	0- 0	0- 0	CONFERENCE	1- 2	0- 1	8- 2				
5- 2	0- 0	0- 0	HOME	1- 0	0- 1	4- 1				
4- 3	0- 0	0- 0	AWAY	0- 2	0- 0	4- 1				
0- 0	0- 0	0- 0	NEUTRAL	0- 0	0- 0	0- 0				

RPI S	Opponent	Score	RPI S	Opponent	Score	RPI S	Opponent	Score	RPI S	Opponent	Score	Team's RPI: 225
						60	A Belmont	45 69	123	H Southeast Mo. St.	65 77	
						62	A UT Martin	64 88	130	H Loyola Chicago	51 67	
						62	H UT Martin	74 70	137	A Wisconsin	55 63	
									154	H Valparaiso	66 78	
									175	A Austin Peay	76 47	
									179	A Northern Ill.	48 61	
									195	N Western Ill.	60 52	
									197	H Tennessee Tech	62 75	
									235	A Murray St.	87 92	
									265	A Eastern Ky.	83 63	
									265	H Eastern Ky.	85 38	
									271	A Morehead St.	57 51	
									271	H Morehead St.	67 62	
									273	A Lipscomb	66 56	
									274	H Jacksonville St.	55 52	
									278	H Indiana St.	57 59	
									311	H Omaha	65 52	
									324	A Evansville	90 44	
									334	H SIUE	77 71	
									336	A Tennessee St.	73 52	
									342	A UIC	80 45	
LAST 10 Division I												
			62	A UT Martin	64 88	235	A Murray St.	87 92				
			334	H SIUE	77 71	123	H Southeast Mo. St.	65 77				
			271	H Morehead St.	67 62	62	H UT Martin	74 70				
			265	H Eastern Ky.	85 38	197	H Tennessee Tech	62 75				
			175	A Austin Peay	76 47	274	H Jacksonville St.	55 52				

Non-Div I Games: Lindenwood (MO) 88 66

Eastern Ill.

Eastern Ky.

Through Games Of Feb. 18, 2020

Average RPI Win:	268	WON-LOST	WINNING	LAST 10	STRENGTH OF	OPP. STRENGTH	TEAM	ADJ.	CONF.	ADJ CONF.
Average RPI Loss:	165	RECORD	PCT. RANK	GAMES	SCHEDULE	OF SCHEDULE	RPI	RPI	RPI	RPI
DIV. I ONLY	9- 15	252	3-7	272	250	265	265	20	20	
DIV. I NON-CONF.	5- 5	164	0	262	129	192	192	23	23	
TOTALS	RPI 1-25	RPI 26-50	W-L RECORDS	RPI 51-100	RPI 101-150	RPI 150+				
9- 15	0- 0	0- 0	OVERALL	0- 4	0- 2	9- 9				
3- 7	0- 0	0- 0	HOME	0- 1	0- 1	3- 5				
6- 8	0- 0	0- 0	AWAY	0- 3	0- 1	6- 4				
0- 0	0- 0	0- 0	NEUTRAL	0- 0	0- 0	0- 0				
5- 5	0- 0	0- 0	NON-CONFERENCE	0- 2	0- 1	5- 2				
2- 2	0- 0	0- 0	HOME	0- 0	0- 0	2- 2				
3- 3	0- 0	0- 0	AWAY	0- 2	0- 1	3- 0				
0- 0	0- 0	0- 0	NEUTRAL	0- 0	0- 0	0- 0				
4- 10	0- 0	0- 0	CONFERENCE	0- 2	0- 1	4- 7				
1- 5	0- 0	0- 0	HOME	0- 1	0- 1	1- 3				
3- 5	0- 0	0- 0	AWAY	0- 1	0- 0	3- 4				
0- 0	0- 0	0- 0	NEUTRAL	0- 0	0- 0	0- 0				

RPI S	Opponent	Score	RPI S	Opponent	Score	RPI S	Opponent	Score	RPI S	Opponent	Score	Team's RPI: 265
						53	A IUPUI	42 72	101	A Vanderbilt	69 75	
						60	A Belmont	48 68	123	H Southeast Mo. St.	44 60	
						62	H UT Martin	50 65	175	A Austin Peay	53 69	
						94	A Butler	41 73	178	A Memphis	63 60	
									186	H Northern Ky.	69 62	
									187	H Miami (OH)	57 75	
									197	A Tennessee Tech	82 87	
									197	H Tennessee Tech	42 60	
									198	H Chattanooga	71 65	
									225	A Eastern Ill.	38 85	
									225	H Eastern Ill.	63 83	
									232	H Youngstown St.	63 72	
									252	A Xavier	56 55	
									271	A Morehead St.	68 47	
									274	A Jacksonville St.	54 68	
									274	H Jacksonville St.	33 43	
									322	A Mercer	61 60	
									334	A SIUE	68 38	
									334	H SIUE	49 46	
									336	A Tennessee St.	61 55	
LAST 10 Division I												
			175	A Austin Peay	53 69	62	H UT Martin	50 65				
			271	A Morehead St.	68 47	197	A Tennessee Tech	82 87				
			334	A SIUE	68 38	274	A Jacksonville St.	54 68				
			225	A Eastern Ill.	38 85	336	A Tennessee St.	61 55				
			123	H Southeast Mo. St.	44 60	60	A Belmont	48 68				

Non-Div I Games: Alice Lloyd 102 65

Eastern Ky.

Loss, Non-Conf, S Site, H Home A Away N Neutral

Average RPI Win:	220	WON-LOST	WINNING	LAST 10	STRENGTH OF	OPP. STRENGTH	TEAM	ADJ.	CONF.	ADJ CONF.
Average RPI Loss:	116	RECORD	PCT. RANK	GAMES	SCHEDULE	OF SCHEDULE	RPI	RPI	RPI	RPI
DIV. I ONLY	11- 12	190	5-5	196	124	173	173	10	10	
DIV. I NON-CONF.	4- 6	212	0	266	224	245	245	10	10	
TOTALS	RPI 1-25	RPI 26-50	W-L RECORDS	RPI 51-100	RPI 101-150	RPI 150+				
11- 12	0- 1	0- 2	OVERALL	0- 3	3- 2	8- 4				
5- 5	0- 1	0- 2	HOME	0- 1	1- 0	4- 1				
6- 7	0- 0	0- 0	AWAY	0- 2	2- 2	4- 3				
0- 0	0- 0	0- 0	NEUTRAL	0- 0	0- 0	0- 0				
4- 6	0- 0	0- 1	NON-CONFERENCE	0- 2	1- 1	3- 2				
2- 2	0- 0	0- 1	HOME	0- 1	1- 0	1- 0				
2- 4	0- 0	0- 0	AWAY	0- 1	0- 1	2- 2				
0- 0	0- 0	0- 0	NEUTRAL	0- 0	0- 0	0- 0				
7- 6	0- 1	0- 1	CONFERENCE	0- 1	2- 1	5- 2				
3- 3	0- 1	0- 1	HOME	0- 0	0- 0	3- 1				
4- 3	0- 0	0- 0	AWAY	0- 1	2- 1	2- 1				
0- 0	0- 0	0- 0	NEUTRAL	0- 0	0- 0	0- 0				

RPI 1-25				RPI 26-50				RPI 51-100				RPI 101+ Team's RPI: 173			
RPI	S	Opponent	Score	RPI	S	Opponent	Score	RPI	S	Opponent	Score	RPI	S	Opponent	Score
17	H	Central Mich.	82 89	35	H	Michigan	38 57	57	A	Ball St.	54 59	104	A	Kent St.	74 69
				45	H	Ohio	65 75	80	H	Southern Ill.	54 85	123	H	Southeast Mo. St.	69 64
								91	A	Michigan St.	50 85	133	A	Buffalo	63 66
												147	A	Wichita St.	52 63
												150	A	Western Mich.	83 79
												156	A	Toledo	77 62
												168	A	Binghamton	67 78
												179	H	Northern Ill.	62 55
												187	H	Miami (OH)	80 53
												192	A	Akron	81 88
												192	H	Akron	53 64
												232	A	Youngstown St.	77 79
												255	A	Bowling Green	70 58
												255	H	Bowling Green	78 61
												331	H	Purdue Fort Wayne	64 40
												333	A	Detroit Mercy	84 70
												342	A	UIC	68 59
LAST 10 Division I															
192	H	Akron	53 64	156	A	Toledo	77 62								
255	A	Bowling Green	70 58	179	H	Northern Ill.	62 55								
150	A	Western Mich.	83 79	17	H	Central Mich.	82 89								
45	H	Ohio	65 75	133	A	Buffalo	63 66								
192	A	Akron	81 88	187	H	Miami (OH)	80 53								

Non-Div I Games: Olivet 95 38

Eastern Mich.

■ Loss,
 ■ Non-Conf,
 ■ S Site,
 ■ Home
 ■ A Away
 N Neutral

Average RPI Win:	271	WON-LOST	WINNING	LAST 10	STRENGTH OF	OPP. STRENGTH	TEAM	ADJ.	CONF.	ADJ CONF.
Average RPI Loss:	145	RECORD	PCT. RANK	GAMES	SCHEDULE	OF SCHEDULE	RPI	RPI	RPI	RPI
DIV. I ONLY	2- 20	342	1-9	67	208	306	306	18	18	
DIV. I NON-CONF.	0- 8	338	0	7	165	234	234	17	17	
TOTALS	RPI 1-25	RPI 26-50	W-L RECORDS	RPI 51-100	RPI 101-150	RPI 150+				
2- 20	0- 2	0- 1	OVERALL	0- 2	0- 4	2- 11				
2- 8	0- 0	0- 0	HOME	0- 1	0- 2	2- 5				
0- 11	0- 2	0- 0	AWAY	0- 1	0- 2	0- 6				
0- 1	0- 0	0- 1	NEUTRAL	0- 0	0- 0	0- 0				
0- 8	0- 2	0- 1	NON-CONFERENCE	0- 0	0- 2	0- 3				
0- 2	0- 0	0- 0	HOME	0- 0	0- 1	0- 1				
0- 5	0- 2	0- 0	AWAY	0- 0	0- 1	0- 2				
0- 1	0- 0	0- 1	NEUTRAL	0- 0	0- 0	0- 0				
2- 12	0- 0	0- 0	CONFERENCE	0- 2	0- 2	2- 8				
2- 6	0- 0	0- 0	HOME	0- 1	0- 1	2- 4				
0- 6	0- 0	0- 0	AWAY	0- 1	0- 1	0- 4				
0- 0	0- 0	0- 0	NEUTRAL	0- 0	0- 0	0- 0				

RPI 1-25				RPI 26-50				RPI 51-100				RPI 101+ Team's RPI: 306			
RPI	S	Opponent	Score	RPI	S	Opponent	Score	RPI	S	Opponent	Score	RPI	S	Opponent	Score
9	A	Stanford	27 92	38	N	Bradley	46 66	87	A	Montana St.	47 79	112	A	Utah	49 87
13	A	Gonzaga	44 84					87	H	Montana St.	85 89	116	H	Boise St.	61 63
												119	A	Idaho	60 69
												119	H	Idaho	46 75
												161	H	Northern Ariz.	62 70
												165	A	San Jose St.	66 84
												172	A	Montana	54 92
												172	H	Montana	56 77
												180	H	Idaho St.	47 67
												188	A	Southern Utah	50 71
												190	H	Pepperdine	52 53
												221	A	Portland St.	58 75
												221	H	Portland St.	79 75
												222	A	UMKC	55 66
												223	A	Northern Colo.	42 63
												299	H	Sacramento St.	67 74
												321	H	Weber St.	63 53
LAST 10 Division I															
				221	H	Portland St.	79 75					299	H	Sacramento St.	67 74
				119	H	Idaho	46 75					223	A	Northern Colo.	42 63
				87	A	Montana St.	47 79					188	A	Southern Utah	50 71
				172	H	Montana	56 77					87	H	Montana St.	85 89
				161	H	Northern Ariz.	62 70					119	A	Idaho	60 69

Non-Div I Games: Northwest Chrst. 81 62

Eastern Wash.

■ Loss,
■ Non-Conf,
■ S Site,
■ Home
■ A Away
N Neutral

Average RPI Win:	258	WON-LOST	WINNING	LAST 10	STRENGTH OF	OPP. STRENGTH	TEAM	ADJ.	CONF.	ADJ CONF.
Average RPI Loss:	92	RECORD	PCT. RANK	GAMES	SCHEDULE	OF SCHEDULE	RPI	RPI	RPI	RPI
DIV. I ONLY	11- 12	190	5-5	153	156	160	160	14	14	
DIV. I NON-CONF.	4- 6	212	0	43	218	123	123	13	13	
TOTALS	RPI 1-25	RPI 26-50	W-L RECORDS	RPI 51-100	RPI 101-150	RPI 150+				
11- 12	0- 1	0- 2	OVERALL	0- 3	0- 5	11- 1				
5- 5	0- 0	0- 1	HOME	0- 0	0- 3	5- 1				
6- 5	0- 1	0- 1	AWAY	0- 1	0- 2	6- 0				
0- 2	0- 0	0- 0	NEUTRAL	0- 2	0- 0	0- 0				
4- 6	0- 1	0- 0	NON-CONFERENCE	0- 3	0- 2	4- 0				
2- 1	0- 0	0- 0	HOME	0- 0	0- 1	2- 0				
2- 3	0- 1	0- 0	AWAY	0- 1	0- 1	2- 0				
0- 2	0- 0	0- 0	NEUTRAL	0- 2	0- 0	0- 0				
7- 6	0- 0	0- 2	CONFERENCE	0- 0	0- 3	7- 1				
3- 4	0- 0	0- 1	HOME	0- 0	0- 2	3- 1				
4- 2	0- 0	0- 1	AWAY	0- 0	0- 1	4- 0				
0- 0	0- 0	0- 0	NEUTRAL	0- 0	0- 0	0- 0				

RPI S	Opponent	Score	RPI S	Opponent	Score	RPI S	Opponent	Score	RPI S	Opponent	Score	Team's RPI: 160
21	A NC State	49 62	42	A James Madison	48 61	53	N IUPUI	53 59	102	A North Carolina	46 76	
			49	H Drexel	53 55	64	A Marist	55 63	122	H Wake Forest	57 69	
						82	N Coastal Caro.	65 76	126	A Northeastern	65 68	
									126	H Northeastern	45 69	
									131	H William & Mary	77 84	
									169	A Towson	74 61	
									189	H Delaware	56 65	
									199	A UNLV	50 44	
									214	A Furman	87 76	
									239	H Appalachian St.	67 66	
									253	A Col. of Charleston	85 57	
									253	H Col. of Charleston	90 48	
									269	A UNCW	60 57	
									269	H UNCW	77 53	
									320	A Hofstra	69 56	
									320	H Hofstra	67 50	
									335	H Western Caro.	68 24	
LAST 10 Division I												
126	H Northeastern	45 69	189	H Delaware	56 65							
320	H Hofstra	67 50	49	H Drexel	53 55							
253	A Col. of Charleston	85 57	320	A Hofstra	69 56							
269	A UNCW	60 57	126	A Northeastern	65 68							
131	H William & Mary	77 84	269	H UNCW	77 53							

Non-Div I Games: Newberry 73 53

Elon

Evansville

Through Games Of Feb. 18, 2020

Average RPI Win:	291	WON-LOST	WINNING	LAST 10	STRENGTH OF	OPP. STRENGTH	TEAM	ADJ.	CONF.	ADJ CONF.
Average RPI Loss:	146	RECORD	PCT. RANK	GAMES	SCHEDULE	OF SCHEDULE	RPI	RPI	RPI	RPI
DIV. I ONLY	2- 21	343	0-10	170	170	324	324	8	8	
DIV. I NON-CONF.	2- 8	295	0	337	340	346	346	7	7	
TOTALS	RPI 1-25	RPI 26-50	W-L RECORDS	RPI 51-100	RPI 101-150	RPI 150+				
2- 21	0- 1	0- 3	OVERALL	0- 4	0- 3	2- 10				
2- 8	0- 1	0- 1	HOME	0- 2	0- 1	2- 3				
0- 13	0- 0	0- 2	AWAY	0- 2	0- 2	0- 7				
0- 0	0- 0	0- 0	NEUTRAL	0- 0	0- 0	0- 0				
2- 8	0- 0	0- 0	NON-CONFERENCE	0- 0	0- 1	2- 7				
2- 2	0- 0	0- 0	HOME	0- 0	0- 0	2- 2				
0- 6	0- 0	0- 0	AWAY	0- 0	0- 1	0- 5				
0- 0	0- 0	0- 0	NEUTRAL	0- 0	0- 0	0- 0				
0- 13	0- 1	0- 3	CONFERENCE	0- 4	0- 2	0- 3				
0- 6	0- 1	0- 1	HOME	0- 2	0- 1	0- 1				
0- 7	0- 0	0- 2	AWAY	0- 2	0- 1	0- 2				
0- 0	0- 0	0- 0	NEUTRAL	0- 0	0- 0	0- 0				

RPI 1-25				RPI 26-50				RPI 51-100				RPI 101+				Team's RPI: 324	
RPI	S	Opponent	Score	RPI	S	Opponent	Score	RPI	S	Opponent	Score	RPI	S	Opponent	Score		
5	H	Missouri St.	55 81	36	A	Drake	44 108	72	A	UNI	60 76	123	A	Southeast Mo. St.	60 83		
				36	H	Drake	51 66	72	H	UNI	49 67	130	A	Loyola Chicago	47 77		
				38	A	Bradley	51 82	80	H	Southern Ill.	57 70	130	H	Loyola Chicago	61 71		
								90	A	Illinois St.	58 81	154	A	Valparaiso	54 72		
												154	H	Valparaiso	66 88		
												175	A	Austin Peay	64 80		
												176	A	Illinois	44 59		
												187	A	Miami (OH)	64 72		
												225	H	Eastern Ill.	44 90		
												233	H	Marshall	66 62		
												235	H	Murray St.	59 61		
												278	A	Indiana St.	58 68		
												331	A	Purdue Fort Wayne	64 67		
												334	A	SIUE	74 85		
												348	H	Chicago St.	76 42		
LAST 10 Division I																	
				72	H	UNI	49 67	5	H	Missouri St.	55 81						
				36	H	Drake	51 66	80	H	Southern Ill.	57 70						
				130	A	Loyola Chicago	47 77	36	A	Drake	44 108						
				154	A	Valparaiso	54 72	72	A	UNI	60 76						
				278	A	Indiana St.	58 68	154	H	Valparaiso	66 88						

Non-Div I Games: Brescia 77 61

Evansville

Loss, Non-Conf, S Site, H Home A Away N Neutral

Average RPI Win:	175	WON-LOST	WINNING	LAST 10	STRENGTH OF	OPP. STRENGTH	TEAM	ADJ.	CONF.	ADJ CONF.
Average RPI Loss:	21	RECORD	PCT. RANK	GAMES	SCHEDULE	OF SCHEDULE	RPI	RPI	RPI	RPI
DIV. I ONLY	23- 2	7	10-0	159	91	29	29	16	16	
DIV. I NON-CONF.	10- 2	29	0	97	21	28	28	14	14	
TOTALS	RPI 1-25	RPI 26-50	W-L RECORDS	RPI 51-100	RPI 101-150	RPI 150+				
23- 2	0- 1	2- 1	OVERALL	3- 0	5- 0	13- 0				
9- 1	0- 0	2- 1	HOME	0- 0	2- 0	5- 0				
10- 1	0- 1	0- 0	AWAY	1- 0	2- 0	7- 0				
4- 0	0- 0	0- 0	NEUTRAL	2- 0	1- 0	1- 0				
10- 2	0- 1	2- 1	NON-CONFERENCE	3- 0	1- 0	4- 0				
3- 1	0- 0	2- 1	HOME	0- 0	0- 0	1- 0				
3- 1	0- 1	0- 0	AWAY	1- 0	0- 0	2- 0				
4- 0	0- 0	0- 0	NEUTRAL	2- 0	1- 0	1- 0				
13- 0	0- 0	0- 0	CONFERENCE	0- 0	4- 0	9- 0				
6- 0	0- 0	0- 0	HOME	0- 0	2- 0	4- 0				
7- 0	0- 0	0- 0	AWAY	0- 0	2- 0	5- 0				
0- 0	0- 0	0- 0	NEUTRAL	0- 0	0- 0	0- 0				

RPI 1-25				RPI 26-50				Team's RPI: 29				RPI 51-100				RPI 101+			
RPI	S	Opponent	Score	RPI	S	Opponent	Score	RPI	S	Opponent	Score	RPI	S	Opponent	Score	RPI	S	Opponent	Score
16	A	Princeton	53 67	26	H	LSU	63 74	66	N	South Fla.	81 77	106	A	Liberty	74 65				
				31	H	Duke	78 56	76	A	Temple	93 67	106	H	Liberty	64 57				
				43	H	UCF	72 50	86	N	South Dakota St.	71 70	110	N	Notre Dame	69 60				
												120	A	North Florida	72 50				
												120	H	North Florida	76 65				
												162	A	North Ala.	74 63				
												174	A	Jacksonville	81 68				
												181	A	Houston	57 45				
												213	A	Stetson	89 47				
												213	H	Stetson	67 54				
												215	A	Kennesaw St.	89 64				
												215	H	Kennesaw St.	80 63				
												256	N	Saint Francis (PA)	97 64				
												273	A	Lipscomb	78 45				
												273	H	Lipscomb	82 56				
												296	A	FIU	100 54				
												332	H	NJIT	82 39				
												347	H	Central Conn. St.	94 60				
LAST 10 Division I																			
215	A	Kennesaw St.	89 64	106	A	Liberty	74 65												
273	A	Lipscomb	78 45	332	H	NJIT	82 39												
213	H	Stetson	67 54	215	H	Kennesaw St.	80 63												
120	H	North Florida	76 65	162	A	North Ala.	74 63												
174	A	Jacksonville	81 68	120	A	North Florida	72 50												

Non-Div I Games: Webber Int'l 99 48 Fla. Memorial 91 47 Johnson & Wales (FL89 56

FGCU

Loss, Non-Conf, S Site, H Home A Away N Neutral

Average RPI Win:	290	WON-LOST	WINNING	LAST 10	STRENGTH OF	OPP. STRENGTH	TEAM	ADJ.	CONF.	ADJ CONF.
Average RPI Loss:	150	RECORD	PCT. RANK	GAMES	SCHEDULE	OF SCHEDULE	RPI	RPI	RPI	RPI
DIV. I ONLY	5- 19	315	1-9	148	212	296	296	13	13	
DIV. I NON-CONF.	3- 8	268	0	218	335	303	303	15	15	
TOTALS	RPI 1-25	RPI 26-50	W-L RECORDS	RPI 51-100	RPI 101-150	RPI 150+				
5- 19	0- 0	0- 3	OVERALL	0- 3	0- 3	5- 10				
2- 13	0- 0	0- 2	HOME	0- 2	0- 2	2- 7				
3- 6	0- 0	0- 1	AWAY	0- 1	0- 1	3- 3				
0- 0	0- 0	0- 0	NEUTRAL	0- 0	0- 0	0- 0				
3- 8	0- 0	0- 1	NON-CONFERENCE	0- 0	0- 2	3- 5				
1- 7	0- 0	0- 1	HOME	0- 0	0- 2	1- 4				
2- 1	0- 0	0- 0	AWAY	0- 0	0- 0	2- 1				
0- 0	0- 0	0- 0	NEUTRAL	0- 0	0- 0	0- 0				
2- 11	0- 0	0- 2	CONFERENCE	0- 3	0- 1	2- 5				
1- 6	0- 0	0- 1	HOME	0- 2	0- 0	1- 3				
1- 5	0- 0	0- 1	AWAY	0- 1	0- 1	1- 2				
0- 0	0- 0	0- 0	NEUTRAL	0- 0	0- 0	0- 0				

RPI S	Opponent	Score	RPI S	Opponent	Score	RPI S	Opponent	Score	RPI S	Opponent	Score	Team's RPI: 296
27	H Old Dominion	39 66	52	A Middle Tenn.	56 72	111	H Bethune-Cookman	60 65				
29	H FGCU	54 100	65	H Charlotte	50 64	120	H North Florida	49 64				
32	A Western Ky.	51 71	84	H Rice	47 68	127	A UAB	58 71				
						174	A Jacksonville	52 77				
						175	H Austin Peay	56 58				
						186	H Northern Ky.	45 67				
						194	H Fla. Atlantic	61 64				
						209	H Southern Miss.	53 58				
						216	H Brown	57 72				
						217	A UTEP	34 64				
						233	A Marshall	68 65				
						240	H Louisiana Tech	44 68				
						251	H North Texas	58 56				
						289	H Oakland	49 58				
						302	A UTSA	45 60				
						309	A Georgia St.	70 63				
						312	A N.C. Central	59 58				
						345	H Grambling	56 55				
LAST 10 Division I												
209	H Southern Miss.	53 58	65	H Charlotte	50 64							
240	H Louisiana Tech	44 68	27	H Old Dominion	39 66							
194	H Fla. Atlantic	61 64	52	A Middle Tenn.	56 72							
32	A Western Ky.	51 71	127	A UAB	58 71							
233	A Marshall	68 65	84	H Rice	47 68							

Non-Div I Games:

FIU

■ Loss,
 ■ Non-Conf,
 S Site,
 ■ Home
 ■ Away
 N Neutral

Fairfield

Through Games Of Feb. 18, 2020

Average RPI Win:	269	WON-LOST	WINNING	LAST 10	STRENGTH OF	OPP. STRENGTH	TEAM	ADJ.	CONF.	ADJ CONF.
Average RPI Loss:	177	RECORD	PCT. RANK	GAMES	SCHEDULE	OF SCHEDULE	RPI	RPI	RPI	RPI
DIV. I ONLY	12- 11	165	5-5	341	201	244	244	24	24	
DIV. I NON-CONF.	3- 6	235	0	324	74	306	306	25	25	
TOTALS	RPI 1-25	RPI 26-50	W-L RECORDS	RPI 51-100	RPI 101-150	RPI 150+				
12- 11	0- 0	0- 0	OVERALL	1- 4	0- 0	11- 7				
7- 3	0- 0	0- 0	HOME	1- 0	0- 0	6- 3				
5- 8	0- 0	0- 0	AWAY	0- 4	0- 0	5- 4				
0- 0	0- 0	0- 0	NEUTRAL	0- 0	0- 0	0- 0				
3- 6	0- 0	0- 0	NON-CONFERENCE	0- 3	0- 0	3- 3				
2- 2	0- 0	0- 0	HOME	0- 0	0- 0	2- 2				
1- 4	0- 0	0- 0	AWAY	0- 3	0- 0	1- 1				
0- 0	0- 0	0- 0	NEUTRAL	0- 0	0- 0	0- 0				
9- 5	0- 0	0- 0	CONFERENCE	1- 1	0- 0	8- 4				
5- 1	0- 0	0- 0	HOME	1- 0	0- 0	4- 1				
4- 4	0- 0	0- 0	AWAY	0- 1	0- 0	4- 3				
0- 0	0- 0	0- 0	NEUTRAL	0- 0	0- 0	0- 0				

RPI 1-25				RPI 26-50				RPI 51-100				RPI 101+				Team's RPI: 244	
RPI	S	Opponent	Score	RPI	S	Opponent	Score	RPI	S	Opponent	Score	RPI	S	Opponent	Score		
								64	H	Marist	52 48	170	A	Rhode Island	41	74	
								69	A	Seton Hall	44 74	171	H	Dartmouth	51	52	
								69	A	St. John's (NY)	69 71	184	A	Quinnipiac	62	76	
								76	A	Temple	59 77	216	H	Brown	44	58	
								96	A	Rider	52 60	219	H	Manhattan	87	47	
												227	A	Iona	52	40	
												227	H	Iona	52	59	
												264	A	Niagara	77	65	
												275	A	Siena	65	35	
												279	A	Monmouth	40	39	
												279	H	Monmouth	49	38	
												294	H	Navy	66	52	
												320	H	Hofstra	73	64	
												326	A	Saint Peter's	63	66	
												326	H	Saint Peter's	67	48	
												338	A	LIU Brooklyn	53	51	
												340	A	Canisius	63	70	
												340	H	Canisius	72	70	
LAST 10 Division I																	
				326	A	Saint Peter's	63 66		64	H	Marist	52	48				
				227	H	Iona	52 59		96	A	Rider	52	60				
				279	A	Monmouth	40 39		184	A	Quinnipiac	62	76				
				340	A	Canisius	63 70		219	H	Manhattan	87	47				
				264	A	Niagara	77 65		227	A	Iona	52	40				

Non-Div I Games:

Fairfield

■ Loss,
 ■ Non-Conf,
 ■ S Site,
 ■ H Home
 ■ A Away
 N Neutral

Average RPI Win: 309		WON-LOST	WINNING	LAST 10	STRENGTH OF	OPP. STRENGTH	TEAM	ADJ.	CONF.	ADJ CONF.
Average RPI Loss: 234		RECORD	PCT. RANK	GAMES	SCHEDULE	OF SCHEDULE	RPI	RPI	RPI	RPI
DIV. I ONLY		9- 15	252	4-6	349	341	319	319	30	30
DIV. I NON-CONF.		3- 8	268	0	339	325	330	330	30	30
TOTALS		RPI 1-25	RPI 26-50	W-L RECORDS	RPI 51-100	RPI 101-150	RPI 150+			
9- 15	0- 0		0- 0	OVERALL	0- 0	0- 1	9- 14			
4- 7	0- 0		0- 0	HOME	0- 0	0- 0	4- 7			
5- 8	0- 0		0- 0	AWAY	0- 0	0- 1	5- 7			
0- 0	0- 0		0- 0	NEUTRAL	0- 0	0- 0	0- 0			
3- 8	0- 0		0- 0	NON-CONFERENCE	0- 0	0- 0	3- 8			
1- 4	0- 0		0- 0	HOME	0- 0	0- 0	1- 4			
2- 4	0- 0		0- 0	AWAY	0- 0	0- 0	2- 4			
0- 0	0- 0		0- 0	NEUTRAL	0- 0	0- 0	0- 0			
6- 7	0- 0		0- 0	CONFERENCE	0- 0	0- 1	6- 6			
3- 3	0- 0		0- 0	HOME	0- 0	0- 0	3- 3			
3- 4	0- 0		0- 0	AWAY	0- 0	0- 1	3- 3			
0- 0	0- 0		0- 0	NEUTRAL	0- 0	0- 0	0- 0			

[illegible]

Non-Div I Games:

Fairleigh Dickinson

Loss, Non-Conf, S Site, H Home A Away N Neutral

Average RPI Win: 229	WON-LOST	WINNING	LAST 10	STRENGTH OF	OPP. STRENGTH	TEAM	ADJ.	CONF.	ADJ CONF.
Average RPI Loss: 118	RECORD	PCT. RANK	GAMES	SCHEDULE	OF SCHEDULE	RPI	RPI	RPI	RPI
DIV. I ONLY	11- 13	199	4-6	152	143	194	194	13	13
DIV. I NON-CONF.	6- 5	151	0	197	173	184	184	15	15
TOTALS	RPI 1-25	RPI 26-50	W-L RECORDS	RPI 51-100	RPI 101-150	RPI 150+			
11- 13	0- 1	0- 2	OVERALL	1- 3	2- 3	8- 4			
7- 6	0- 0	0- 1	HOME	1- 2	0- 1	6- 2			
4- 7	0- 1	0- 1	AWAY	0- 1	2- 2	2- 2			
0- 0	0- 0	0- 0	NEUTRAL	0- 0	0- 0	0- 0			
6- 5	0- 1	0- 0	NON-CONFERENCE	0- 1	2- 2	4- 1			
4- 3	0- 0	0- 0	HOME	0- 1	0- 1	4- 1			
2- 2	0- 1	0- 0	AWAY	0- 0	2- 1	0- 0			
0- 0	0- 0	0- 0	NEUTRAL	0- 0	0- 0	0- 0			
5- 8	0- 0	0- 2	CONFERENCE	1- 2	0- 1	4- 3			
3- 3	0- 0	0- 1	HOME	1- 1	0- 0	2- 1			
2- 5	0- 0	0- 1	AWAY	0- 1	0- 1	2- 2			
0- 0	0- 0	0- 0	NEUTRAL	0- 0	0- 0	0- 0			

RPI 1-25				RPI 26-50				RPI 51-100				RPI 101+ Team's RPI: 194			
RPI	S	Opponent	Score	RPI	S	Opponent	Score	RPI	S	Opponent	Score	RPI	S	Opponent	Score
10	A	Iowa	53 85	27	H	Old Dominion	63 75	52	A	Middle Tenn.	66 81	114	H	Kansas	60 90
				32	A	Western Ky.	59 68	65	H	Charlotte	65 44	124	A	Richmond	55 57
								84	H	Rice	69 78	127	A	UAB	73 92
								96	H	Harvard	51 65	142	A	Hampton	64 63
												150	A	Western Mich.	80 79
												209	H	Southern Miss.	67 71
												211	H	Little Rock	79 72
												214	H	Furman	63 69
												217	A	UTEP	65 96
												233	A	Marshall	75 85
												240	H	Louisiana Tech	77 75
												243	H	Loyola Maryland	72 61
												251	H	North Texas	84 78
												275	H	Siena	83 39
												296	A	FIU	64 61
												302	A	UTSA	80 53
												347	H	Central Conn. St.	72 54
LAST 10 Division I															
240	H	Louisiana Tech	77 75	27	H	Old Dominion	63 75								
209	H	Southern Miss.	67 71	65	H	Charlotte	65 44								
296	A	FIU	64 61	127	A	UAB	73 92								
233	A	Marshall	75 85	52	A	Middle Tenn.	66 81								
32	A	Western Ky.	59 68	251	H	North Texas	84 78								

Non-Div I Games:

Fla. Atlantic

Average RPI Win:	218	WON-LOST	WINNING	LAST 10	STRENGTH OF	OPP. STRENGTH	TEAM	ADJ.	CONF.	ADJ CONF.
Average RPI Loss:	48	RECORD	PCT. RANK	GAMES	SCHEDULE	OF SCHEDULE	RPI	RPI	RPI	RPI
DIV. I ONLY	14- 11	140	4-6	144	53	134	134	4	4	
DIV. I NON-CONF.	9- 4	84	0	316	164	196	196	5	5	
TOTALS	RPI 1-25	RPI 26-50	W-L RECORDS	RPI 51-100	RPI 101-150	RPI 150+				
14- 11	1- 5	0- 2	OVERALL	0- 2	4- 2	9- 0				
8- 6	0- 3	0- 1	HOME	0- 2	2- 0	6- 0				
5- 4	1- 2	0- 1	AWAY	0- 0	2- 1	2- 0				
1- 1	0- 0	0- 0	NEUTRAL	0- 0	0- 1	1- 0				
9- 4	0- 2	0- 0	NON-CONFERENCE	0- 0	1- 2	8- 0				
6- 2	0- 2	0- 0	HOME	0- 0	1- 0	5- 0				
2- 1	0- 0	0- 0	AWAY	0- 0	0- 1	2- 0				
1- 1	0- 0	0- 0	NEUTRAL	0- 0	0- 1	1- 0				
5- 7	1- 3	0- 2	CONFERENCE	0- 2	3- 0	1- 0				
2- 4	0- 1	0- 1	HOME	0- 2	1- 0	1- 0				
3- 3	1- 2	0- 1	AWAY	0- 0	2- 0	0- 0				
0- 0	0- 0	0- 0	NEUTRAL	0- 0	0- 0	0- 0				

RPI	S	Opponent	Score	RPI	S	Opponent	Score	RPI	S	Opponent	Score	RPI	S	Opponent	Score	Team's RPI: 134
11	A	Mississippi St.	47 93	26	H	LSU	68 77	56	H	Tennessee	50 78	101	H	Vanderbilt	68 60	
14	A	Texas A&M	42 69	37	A	Arkansas	57 79	83	H	Georgia	43 49	105	A	Auburn	83 63	
18	H	Indiana	49 73									108	H	Davidson	55 50	
23	A	Kentucky	70 62									114	A	Kansas	66 76	
23	H	Kentucky	45 65									122	N	Wake Forest	68 73	
25	H	Florida St.	55 66									140	A	Missouri	75 67	
												164	H	Samford	84 48	
												252	N	Xavier	67 64	
												272	H	Longwood	71 54	
												281	H	Ole Miss	74 72	
												282	A	Prairie View	51 44	
												307	H	Presbyterian	60 46	
												322	H	Mercer	71 50	
												343	H	Florida A&M	84 40	
												345	A	Grambling	72 65	
LAST 10 Division I																
140	A	Missouri	75 67	37	A	Arkansas	57 79	14	A	Texas A&M	42 69					
281	H	Ole Miss	74 72	56	H	Tennessee	50 78	23	H	Kentucky	45 65					
83	H	Georgia	43 49	105	A	Auburn	83 63									
23	A	Kentucky	70 62													
26	H	LSU	68 77													

Non-Div I Games:

Florida

■ Loss,
 ■ Non-Conf,
 ■ S Site,
 ■ H Home
 ■ A Away
 N Neutral

Average RPI Win:	333	WON-LOST	WINNING	LAST 10	STRENGTH OF	OPP. STRENGTH	TEAM	ADJ.	CONF.	ADJ CONF.
Average RPI Loss:	225	RECORD	PCT. RANK	GAMES	SCHEDULE	OF SCHEDULE	RPI	RPI	RPI	RPI
DIV. I ONLY	3- 19	328	3-7	311	351	343	343	29	29	
DIV. I NON-CONF.	0- 9	338	0	276	348	349	349	29	29	
TOTALS	RPI 1-25	RPI 26-50	W-L RECORDS	RPI 51-100	RPI 101-150	RPI 150+				
3- 19	0- 0	0- 1	OVERALL	0- 0	0- 3	3- 15				
1- 7	0- 0	0- 0	HOME	0- 0	0- 1	1- 6				
2- 12	0- 0	0- 1	AWAY	0- 0	0- 2	2- 9				
0- 0	0- 0	0- 0	NEUTRAL	0- 0	0- 0	0- 0				
0- 9	0- 0	0- 1	NON-CONFERENCE	0- 0	0- 2	0- 6				
0- 2	0- 0	0- 0	HOME	0- 0	0- 0	0- 2				
0- 7	0- 0	0- 1	AWAY	0- 0	0- 2	0- 4				
0- 0	0- 0	0- 0	NEUTRAL	0- 0	0- 0	0- 0				
3- 10	0- 0	0- 0	CONFERENCE	0- 0	0- 1	3- 9				
1- 5	0- 0	0- 0	HOME	0- 0	0- 1	1- 4				
2- 5	0- 0	0- 0	AWAY	0- 0	0- 0	2- 5				
0- 0	0- 0	0- 0	NEUTRAL	0- 0	0- 0	0- 0				

RPI 1-25			RPI 26-50			RPI 51-100			RPI 101+ Team's RPI: 343		
RPI	S	Opponent	Score	RPI	S	Opponent	Score	RPI	S	Opponent	Score
				26	A	LSU	45 73				
								111	H	Bethune-Cookman	57 78
								134	A	Florida	40 84
								146	A	Texas Tech	60 98
								157	A	N.C. A&T	44 71
								157	H	N.C. A&T	49 66
								174	H	Jacksonville	54 88
								193	A	Norfolk St.	51 59
								246	H	Morgan St.	47 59
								248	A	Howard	58 72
								248	H	Howard	56 82
								261	H	Alabama A&M	53 77
								270	A	Delaware St.	53 61
								274	A	Jacksonville St.	67 72
								312	A	N.C. Central	57 66
								312	H	N.C. Central	70 71
								323	A	UMES	81 71
								327	H	Coppin St.	58 48
								329	A	Alcorn	42 58
								330	A	USC Upstate	61 74
								349	A	South Carolina St.	44 39
								351	A	Mississippi Val.	70 71
LAST 10 Division I											
				323	A	UMES	81 71				
				270	A	Delaware St.	53 61				
				157	H	N.C. A&T	49 66				
				248	H	Howard	56 82				
				111	H	Bethune-Cookman	57 78				
								193	A	Norfolk St.	51 59
								248	A	Howard	58 72
								312	H	N.C. Central	70 71
								349	A	South Carolina St.	44 39
								327	H	Coppin St.	58 48

Non-Div I Games: Johnson (FL) 102 40 Trinity Baptist 103 54

Florida A&M

■ Loss,
 ■ Non-Conf,
 ■ S Site,
 ■ Home
 ■ A Away
 N Neutral

Average RPI Win:	126	WON-LOST	WINNING	LAST 10	STRENGTH OF	OPP. STRENGTH	TEAM	ADJ.	CONF.	ADJ CONF.
Average RPI Loss:	56	RECORD	PCT. RANK	GAMES	SCHEDULE	OF SCHEDULE	RPI	RPI	RPI	RPI
DIV. I ONLY	20- 5	30	6-4	65	25	25	25	5	5	
DIV. I NON-CONF.	11- 0	1	0	127	45	11	11	4	4	
TOTALS	RPI 1-25	RPI 26-50	W-L RECORDS	RPI 51-100	RPI 101-150	RPI 150+				
20- 5	2- 1	3- 1	OVERALL	5- 3	4- 0	6- 0				
10- 2	0- 0	1- 0	HOME	4- 2	2- 0	3- 0				
8- 3	1- 1	1- 1	AWAY	1- 1	2- 0	3- 0				
2- 0	1- 0	1- 0	NEUTRAL	0- 0	0- 0	0- 0				
11- 0	1- 0	2- 0	NON-CONFERENCE	2- 0	2- 0	4- 0				
6- 0	0- 0	0- 0	HOME	2- 0	1- 0	3- 0				
3- 0	0- 0	1- 0	AWAY	0- 0	1- 0	1- 0				
2- 0	1- 0	1- 0	NEUTRAL	0- 0	0- 0	0- 0				
9- 5	1- 1	1- 1	CONFERENCE	3- 3	2- 0	2- 0				
4- 2	0- 0	1- 0	HOME	2- 2	1- 0	0- 0				
5- 3	1- 1	0- 1	AWAY	1- 1	1- 0	2- 0				
0- 0	0- 0	0- 0	NEUTRAL	0- 0	0- 0	0- 0				

RPI 1-25				RPI 26-50				RPI 51-100				RPI 101+			
RPI	S	Opponent	Score	RPI	S	Opponent	Score	RPI	S	Opponent	Score	RPI	S	Opponent	Score
6	A	Louisville	67 59	26	A	LSU	70 62	51	H	Virginia	63 55	102	H	North Carolina	78 64
14	N	Texas A&M	80 58	30	H	Virginia Tech	86 62	68	H	Boston College	56 65	120	H	North Florida	70 41
21	A	NC State	51 68	31	A	Duke	64 66	69	H	St. John's (NY)	74 70	122	A	Wake Forest	70 65
				35	N	Michigan	79 69	74	H	Georgia Tech	52 67	134	A	Florida	66 55
								85	A	Syracuse	89 90	164	H	Samford	88 59
								91	A	Miami (FL)	73 62	174	H	Jacksonville	75 41
								91	H	Michigan St.	78 68	220	A	Clemson	81 64
								91	H	Miami (FL)	79 61	290	A	Pittsburgh	66 41
												342	A	UIC	86 42
												344	H	Charleston So.	88 36
LAST 10 Division I															
				31	A	Duke	64 66	91	H	Miami (FL)	79 61				
				51	H	Virginia	63 55	122	A	Wake Forest	70 65				
				6	A	Louisville	67 59	21	A	NC State	51 68				
				290	A	Pittsburgh	66 41	102	H	North Carolina	78 64				
				68	H	Boston College	56 65	74	H	Georgia Tech	52 67				

Non-Div I Games:

Florida St.

■ Loss,
 ■ Non-Conf,
 ■ S Site,
 ■ H Home
 ■ A Away
 N Neutral

Average RPI Win: 170	WON-LOST	WINNING	LAST 10	STRENGTH OF	OPP. STRENGTH	TEAM	ADJ.	CONF.	ADJ CONF.
Average RPI Loss: 109	RECORD	PCT. RANK	GAMES	SCHEDULE	OF SCHEDULE	RPI	RPI	RPI	RPI
DIV. I ONLY	17- 8	64	8-2	151	96	88	88	12	12
DIV. I NON-CONF.	8- 5	117	0	173	84	133	133	12	12
<hr/>									
TOTALS	RPI 1-25	RPI 26-50	W-L RECORDS	RPI 51-100	RPI 101-150	RPI 150+			
17- 8	0- 0	0- 2	OVERALL	2- 1	5- 4	10- 1			
11- 2	0- 0	0- 0	HOME	1- 1	2- 1	8- 0			
5- 5	0- 0	0- 1	AWAY	1- 0	2- 3	2- 1			
1- 1	0- 0	0- 1	NEUTRAL	0- 0	1- 0	0- 0			
8- 5	0- 0	0- 1	NON-CONFERENCE	1- 1	2- 2	5- 1			
5- 2	0- 0	0- 0	HOME	0- 1	1- 1	4- 0			
2- 2	0- 0	0- 0	AWAY	1- 0	0- 1	1- 1			
1- 1	0- 0	0- 1	NEUTRAL	0- 0	1- 0	0- 0			
9- 3	0- 0	0- 1	CONFERENCE	1- 0	3- 2	5- 0			
6- 0	0- 0	0- 0	HOME	1- 0	1- 0	4- 0			
3- 3	0- 0	0- 1	AWAY	0- 0	2- 2	1- 0			
0- 0	0- 0	0- 0	NEUTRAL	0- 0	0- 0	0- 0			

RPI 1-25				RPI 26-50				RPI 51-100				Team's RPI: 88	RPI 101+			
RPI	S	Opponent	Score	RPI	S	Opponent	Score	RPI	S	Opponent	Score		RPI	S	Opponent	Score
				37	N	Arkansas	59 71	65	A	Charlotte	76 51		108	A	Davidson	62 74
				50	A	Dayton	44 48	93	H	Saint Louis	66 54		108	H	Davidson	47 46
								99	H	Villanova	66 73		110	H	Notre Dame	55 60
													118	A	VCU	52 62
													124	A	Richmond	64 47
													126	H	Northeastern	74 58
													129	N	Lehigh	59 57
													145	A	Columbia	51 70
													149	A	Massachusetts	69 64
													153	H	George Washington	53 47
													164	H	Samford	68 37
													170	H	Rhode Island	60 50
													181	H	Houston	63 54
													182	H	La Salle	62 45
													206	A	Penn St.	59 72
													219	A	Manhattan	51 45
													231	A	George Mason	66 54
													247	H	Georgetown	67 54
													250	H	Southern U.	65 52
													293	H	St. Bonaventure	79 53
LAST 10 Division I																
				124	A	Richmond	64 47	118	A	VCU	52 62					
				108	H	Davidson	47 46	50	A	Dayton	44 48					
				149	A	Massachusetts	69 64	93	H	Saint Louis	66 54					
				170	H	Rhode Island	60 50	231	A	George Mason	66 54					
				182	H	La Salle	62 45	153	H	George Washington	53 47					

Non-Div I Games:

Fordham

■ Loss,
 ■ Non-Conf,
 S Site,
 ■ Home
 ■ Away
 N Neutral

Average RPI Win:	219	WON-LOST	WINNING	LAST 10	STRENGTH OF	OPP. STRENGTH	TEAM	ADJ.	CONF.	ADJ CONF.
Average RPI Loss:	117	RECORD	PCT. RANK	GAMES	SCHEDULE	OF SCHEDULE	RPI	RPI	RPI	RPI
DIV. I ONLY	20- 4	22	10-0	213	181	59	59	17	17	
DIV. I NON-CONF.	5- 4	140	0	204	161	144	144	21	21	
TOTALS	RPI 1-25	RPI 26-50	W-L RECORDS	RPI 51-100	RPI 101-150	RPI 150+				
20- 4	0- 0	0- 0	OVERALL	0- 2	1- 1	19- 1				
10- 1	0- 0	0- 0	HOME	0- 1	0- 0	10- 0				
9- 2	0- 0	0- 0	AWAY	0- 0	1- 1	8- 1				
1- 1	0- 0	0- 0	NEUTRAL	0- 1	0- 0	1- 0				
5- 4	0- 0	0- 0	NON-CONFERENCE	0- 2	0- 1	5- 1				
2- 1	0- 0	0- 0	HOME	0- 1	0- 0	2- 0				
2- 2	0- 0	0- 0	AWAY	0- 0	0- 1	2- 1				
1- 1	0- 0	0- 0	NEUTRAL	0- 1	0- 0	1- 0				
15- 0	0- 0	0- 0	CONFERENCE	0- 0	1- 0	14- 0				
8- 0	0- 0	0- 0	HOME	0- 0	0- 0	8- 0				
7- 0	0- 0	0- 0	AWAY	0- 0	1- 0	6- 0				
0- 0	0- 0	0- 0	NEUTRAL	0- 0	0- 0	0- 0				

RPI 1-25			RPI 26-50			RPI 51-100			Team's RPI: 59	RPI 101+		
RPI	S	Opponent	Score	RPI	S	Opponent	Score	RPI	S	Opponent	Score	
								54	N	Yale	67	87
								66	H	BYU	65	71
LAST 10 Division I												
285	A	Utah St.	79 61	303	H	Air Force	61 52	116	A	Boise St.	85 80	
165	H	San Jose St.	78 76	116	A	Boise St.	85 80	144	A	Portland	64 75	
199	H	UNLV	72 58	266	H	Colorado St.	55 53	159	H	UC Davis	73 65	
266	A	Colorado St.	79 61	196	H	Wyoming	89 59	161	H	Northern Ariz.	83 66	
200	A	New Mexico	84 78	285	A	Utah St.	79 61	165	A	San Jose St.	85 76	
				285	H	Utah St.	76 64	165	H	San Jose St.	78 76	
				303	H	Air Force	61 52	172	A	Montana	76 63	
				313	A	Cal Poly	79 52	196	H	Wyoming	89 59	
								199	A	UNLV	72 66	
								199	H	UNLV	72 58	
								200	A	New Mexico	84 78	
								200	H	New Mexico	84 81	
								203	A	Santa Clara	66 90	
								241	A	San Diego St.	65 60	
								241	H	San Diego St.	79 54	
								247	N	Georgetown	82 69	
								266	A	Colorado St.	79 61	
								266	H	Colorado St.	55 53	
								285	A	Utah St.	79 61	
								285	H	Utah St.	76 64	
								303	H	Air Force	61 52	
								313	A	Cal Poly	79 52	

Non-Div I Games: La Verne 111 56 UC Merced 92 26

Fresno St.

Average RPI Win: 235	WON-LOST	WINNING	LAST 10	STRENGTH OF	OPP. STRENGTH	TEAM	ADJ.	CONF.	ADJ CONF.
Average RPI Loss: 176	RECORD	PCT. RANK	GAMES	SCHEDULE	OF SCHEDULE	RPI	RPI	RPI	RPI
DIV. I ONLY	13- 10	131	5-5	329	152	214	214	26	26
DIV. I NON-CONF.	7- 5	131	0	232	96	128	128	22	22
TOTALS	RPI 1-25	RPI 26-50	W-L RECORDS	RPI 51-100	RPI 101-150	RPI 150+			
13- 10	0- 0	0- 0	OVERALL	0- 2	2- 2	11- 6			
7- 3	0- 0	0- 0	HOME	0- 0	1- 1	6- 2			
5- 7	0- 0	0- 0	AWAY	0- 2	1- 1	4- 4			
1- 0	0- 0	0- 0	NEUTRAL	0- 0	0- 0	1- 0			
7- 5	0- 0	0- 0	NON-CONFERENCE	0- 2	2- 1	5- 2			
3- 1	0- 0	0- 0	HOME	0- 0	1- 0	2- 1			
3- 4	0- 0	0- 0	AWAY	0- 2	1- 1	2- 1			
1- 0	0- 0	0- 0	NEUTRAL	0- 0	0- 0	1- 0			
6- 5	0- 0	0- 0	CONFERENCE	0- 0	0- 1	6- 4			
4- 2	0- 0	0- 0	HOME	0- 0	0- 1	4- 1			
2- 3	0- 0	0- 0	AWAY	0- 0	0- 0	2- 3			
0- 0	0- 0	0- 0	NEUTRAL	0- 0	0- 0	0- 0			

RPI 1-25			RPI 26-50			RPI 51-100			RPI 101+			Team's RPI: 214
RPI	S	Opponent	Score	RPI	S	Opponent	Score	RPI	S	Opponent	Score	
						52 A Middle Tenn.	62 78	101 A Vanderbilt			46 74	
						83 A Georgia	48 77	124 A Richmond			70 69	
								142 H Hampton			70 65	
								148 H UNC Greensboro			53 59	
								160 H Elon			76 87	
								164 A Samford			72 59	
								164 H Samford			77 69	
								194 A Fla. Atlantic			69 63	
								198 A Chattanooga			52 60	
								198 H Chattanooga			63 69	
								207 A Gardner-Webb			72 67	
								220 A Clemson			71 77	
								228 N Saint Joseph's			63 48	
								280 A Wofford			62 66	
								284 A ETSU			81 62	
								284 H ETSU			67 47	
								301 H Ga. Southern			78 63	
								309 H Georgia St.			62 55	
								322 A Mercer			55 61	
								322 H Mercer			62 49	
								335 H Western Caro.			69 53	
LAST 10 Division I												
284 H ETSU			67 47	335 H Western Caro.			69 53					
198 H Chattanooga			63 69	148 H UNC Greensboro			53 59					
322 A Mercer			55 61	198 A Chattanooga			52 60					
164 A Samford			72 59	284 A ETSU			81 62					
280 A Wofford			62 66	164 H Samford			77 69					

Non-Div I Games: North Greenville 88 51 Newberry 62 43 UNKNOWN 88 24

Furman

Loss, Non-Conf, S Site, H Home A Away N Neutral

Average RPI Win: 290		WON-LOST	WINNING	LAST 10	STRENGTH OF	OPP. STRENGTH	TEAM	ADJ.	CONF.	ADJ CONF.
Average RPI Loss: 194		RECORD	PCT. RANK	GAMES	SCHEDULE	OF SCHEDULE	RPI	RPI	RPI	RPI
DIV. I ONLY		8- 16	264	3-7	295	314	301	301	21	21
DIV. I NON-CONF.		3- 8	268	0	269	326	282	282	19	19
TOTALS	RPI 1-25		RPI 26-50		W-L RECORDS		RPI 51-100		RPI 101-150	RPI 150+
8- 16	0- 0		0- 1		OVERALL		0- 1		0- 2	8- 12
4- 5	0- 0		0- 1		HOME		0- 0		0- 0	4- 4
3- 10	0- 0		0- 0		AWAY		0- 1		0- 1	3- 8
1- 1	0- 0		0- 0		NEUTRAL		0- 0		0- 1	1- 0
3- 8	0- 0		0- 0		NON-CONFERENCE		0- 0		0- 2	3- 6
0- 2	0- 0		0- 0		HOME		0- 0		0- 0	0- 2
2- 5	0- 0		0- 0		AWAY		0- 0		0- 1	2- 4
1- 1	0- 0		0- 0		NEUTRAL		0- 0		0- 1	1- 0
5- 8	0- 0		0- 1		CONFERENCE		0- 1		0- 0	5- 6
4- 3	0- 0		0- 1		HOME		0- 0		0- 0	4- 2
1- 5	0- 0		0- 0		AWAY		0- 1		0- 0	1- 4
0- 0	0- 0		0- 0		NEUTRAL		0- 0		0- 0	0- 0

RPI 1-25			
RPI	S	Opponent	Score
RPI 26-50			
RPI	S	Opponent	Score
48	H	Troy	69 79
RPI 51-100			
RPI	S	Opponent	Score
82	A	Coastal Caro.	59 66
RPI 101+			
RPI	S	Opponent	Score
104	N	Kent St.	48 62
111	A	Bethune-Cookman	57 75
158	A	Tulane	40 56
202	A	Louisiana	60 72
202	H	Louisiana	83 67
211	A	Little Rock	46 58
211	H	Little Rock	49 65
212	H	North Dakota	56 69
214	A	Furman	63 78
215	H	Kennesaw St.	69 95
236	H	South Alabama	65 71
239	A	Appalachian St.	75 83
260	A	Arkansas St.	62 69
260	H	Arkansas St.	80 67
262	A	Winthrop	91 47
280	A	Wofford	70 57
281	A	Ole Miss	66 69
305	N	St. Francis Brooklyn	78 47
309	H	Georgia St.	81 56
322	A	Mercer	52 62
350	A	La.-Monroe	72 66
350	H	La.-Monroe	64 47
LAST 10 Division I			
202	A	Louisiana	60 72
350	A	La.-Monroe	72 66
260	H	Arkansas St.	80 67
211	H	Little Rock	49 65
239	A	Appalachian St.	75 83
82	A	Coastal Caro.	59 66
309	H	Georgia St.	81 56
236	H	South Alabama	65 71
48	H	Troy	69 79
260	A	Arkansas St.	62 69

Non-Div I Games:

Ga. Southern

■ Loss, ■ Non-Conf, S Site, H Home A Away N Neutral

Average RPI Win:	266	WON-LOST	WINNING	LAST 10	STRENGTH OF	OPP. STRENGTH	TEAM	ADJ.	CONF.	ADJ CONF.
Average RPI Loss:	174	RECORD	PCT. RANK	GAMES	SCHEDULE	OF SCHEDULE	RPI	RPI	RPI	RPI
DIV. I ONLY	14- 11	140	7-3	291	295	207	207	25	25	
DIV. I NON-CONF.	5- 4	140	0	245	214	169	169	28	28	
TOTALS	RPI 1-25	RPI 26-50	W-L RECORDS	RPI 51-100	RPI 101-150	RPI 150+				
14- 11	0- 0	0- 1	OVERALL	0- 2	1- 2	13- 6				
9- 3	0- 0	0- 0	HOME	0- 0	1- 0	8- 3				
5- 8	0- 0	0- 1	AWAY	0- 2	0- 2	5- 3				
0- 0	0- 0	0- 0	NEUTRAL	0- 0	0- 0	0- 0				
5- 4	0- 0	0- 1	NON-CONFERENCE	0- 2	0- 0	5- 1				
3- 1	0- 0	0- 0	HOME	0- 0	0- 0	3- 1				
2- 3	0- 0	0- 1	AWAY	0- 2	0- 0	2- 0				
0- 0	0- 0	0- 0	NEUTRAL	0- 0	0- 0	0- 0				
9- 7	0- 0	0- 0	CONFERENCE	0- 0	1- 2	8- 5				
6- 2	0- 0	0- 0	HOME	0- 0	1- 0	5- 2				
3- 5	0- 0	0- 0	AWAY	0- 0	0- 2	3- 3				
0- 0	0- 0	0- 0	NEUTRAL	0- 0	0- 0	0- 0				

RPI 1-25				RPI 26-50				RPI 51-100				RPI 101+				Team's RPI: 207	
RPI	S	Opponent	Score	RPI	S	Opponent	Score	RPI	S	Opponent	Score	RPI	S	Opponent	Score		
				30	A	Virginia Tech	65 87	65	A	Charlotte	49 74	115	A	Campbell	44 48		
								83	A	Georgia	56 84	142	A	Hampton	58 63		
												142	H	Hampton	70 59		
												189	H	Delaware	67 65		
												191	A	Radford	51 65		
												191	H	Radford	73 84		
												208	A	High Point	62 46		
												208	H	High Point	70 57		
												214	H	Furman	67 72		
												239	A	Appalachian St.	67 56		
												245	A	UNC Asheville	65 59		
												262	H	Winthrop	71 59		
												272	A	Longwood	70 80		
												272	H	Longwood	73 70		
												280	H	Wofford	67 53		
												307	A	Presbyterian	49 64		
												307	H	Presbyterian	53 56		
												322	A	Mercer	65 62		
												330	H	USC Upstate	63 53		
												335	H	Western Caro.	88 62		
												344	A	Charleston So.	79 52		
												344	H	Charleston So.	67 45		
LAST 10 Division I																	
				307	A	Presbyterian	49 64	344	H	Charleston So.	67 45						
				208	A	High Point	62 46	208	H	High Point	70 57						
				272	H	Longwood	73 70	191	H	Radford	73 84						
				142	H	Hampton	70 59	245	A	UNC Asheville	65 59						
				191	A	Radford	51 65	330	H	USC Upstate	63 53						

Non-Div I Games:

Gardner-Webb

■ Loss,
 ■ Non-Conf,
 ■ S Site,
 ■ H Home
 ■ A Away
 N Neutral

George Mason

Through Games Of Feb. 18, 2020

Average RPI Win: 230	WON-LOST	WINNING	LAST 10	STRENGTH OF	OPP. STRENGTH	TEAM	ADJ.	CONF.	ADJ CONF.
Average RPI Loss: 133	RECORD	PCT. RANK	GAMES	SCHEDULE	OF SCHEDULE	RPI	RPI	RPI	RPI
DIV. I ONLY	8- 17	278	1-9	123	165	231	231	12	12
DIV. I NON-CONF.	6- 7	182	0	154	260	182	182	12	12
TOTALS	RPI 1-25	RPI 26-50	W-L RECORDS	RPI 51-100	RPI 101-150	RPI 150+			
8- 17	0- 0	0- 3	OVERALL	0- 4	1- 3	7- 7			
4- 8	0- 0	0- 1	HOME	0- 3	1- 2	3- 2			
4- 8	0- 0	0- 1	AWAY	0- 1	0- 1	4- 5			
0- 1	0- 0	0- 1	NEUTRAL	0- 0	0- 0	0- 0			
6- 7	0- 0	0- 2	NON-CONFERENCE	0- 2	0- 0	6- 3			
2- 4	0- 0	0- 1	HOME	0- 1	0- 0	2- 2			
4- 2	0- 0	0- 0	AWAY	0- 1	0- 0	4- 1			
0- 1	0- 0	0- 1	NEUTRAL	0- 0	0- 0	0- 0			
2- 10	0- 0	0- 1	CONFERENCE	0- 2	1- 3	1- 4			
2- 4	0- 0	0- 0	HOME	0- 2	1- 2	1- 0			
0- 6	0- 0	0- 1	AWAY	0- 0	0- 1	0- 4			
0- 0	0- 0	0- 0	NEUTRAL	0- 0	0- 0	0- 0			

RPI S	Opponent	Score	RPI S	Opponent	Score	RPI S	Opponent	Score	RPI S	Opponent	Score	Team's RPI: 231
30	H Virginia Tech	58 77	73	H Bucknell	51 64	108	H Davidson	69 76				
38	N Bradley	59 61	82	A Coastal Caro.	59 74	118	H VCU	63 82				
50	A Dayton	55 59	88	H Fordham	54 66	121	A Duquesne	63 84				
			93	H Saint Louis	51 64	149	H Massachusetts	73 56				
						153	A George Washington	57 62				
						153	H George Washington	70 60				
						170	A Rhode Island	42 47				
						182	A La Salle	65 77				
						189	A Delaware	44 63				
						204	H American	73 55				
						206	A Penn St.	78 68				
						222	H UMKC	58 64				
						248	H Howard	75 86				
						249	A SMU	59 58				
						253	A Col. of Charleston	72 61				
						293	A St. Bonaventure	47 62				
						294	A Navy	67 58				
						333	H Detroit Mercy	75 62				
LAST 10 Division I												
153	A George Washington	57 62	118	H VCU	63 82							
93	H Saint Louis	51 64	121	A Duquesne	63 84							
149	H Massachusetts	73 56	88	H Fordham	54 66							
170	A Rhode Island	42 47	108	H Davidson	69 76							
182	A La Salle	65 77	293	A St. Bonaventure	47 62							

Non-Div I Games:

George Mason

■ Loss,
 ■ Non-Conf,
 ■ S Site,
 ■ H Home
 ■ A Away
 N Neutral

Average RPI Win: 188	WON-LOST	WINNING	LAST 10	STRENGTH OF	OPP. STRENGTH	TEAM	ADJ.	CONF.	ADJ CONF.
Average RPI Loss: 117	RECORD	PCT. RANK	GAMES	SCHEDULE	OF SCHEDULE	RPI	RPI	RPI	RPI
DIV. I ONLY	11- 14	210	4-6	103	114	153	153	12	12
DIV. I NON-CONF.	6- 7	182	0	73	120	120	120	12	12
TOTALS	RPI 1-25	RPI 26-50	W-L RECORDS	RPI 51-100	RPI 101-150	RPI 150+			
11- 14	0- 2	0- 2	OVERALL	1- 3	3- 3	7- 4			
5- 7	0- 1	0- 2	HOME	0- 2	2- 1	3- 1			
6- 7	0- 1	0- 0	AWAY	1- 1	1- 2	4- 3			
0- 0	0- 0	0- 0	NEUTRAL	0- 0	0- 0	0- 0			
6- 7	0- 2	0- 1	NON-CONFERENCE	1- 1	0- 2	5- 1			
2- 4	0- 1	0- 1	HOME	0- 1	0- 1	2- 0			
4- 3	0- 1	0- 0	AWAY	1- 0	0- 1	3- 1			
0- 0	0- 0	0- 0	NEUTRAL	0- 0	0- 0	0- 0			
5- 7	0- 0	0- 1	CONFERENCE	0- 2	3- 1	2- 3			
3- 3	0- 0	0- 1	HOME	0- 1	2- 0	1- 1			
2- 4	0- 0	0- 0	AWAY	0- 1	1- 1	1- 2			
0- 0	0- 0	0- 0	NEUTRAL	0- 0	0- 0	0- 0			

RPI 1-25				RPI 26-50				RPI 51-100				RPI 101+ Team's RPI: 153			
RPI	S	Opponent	Score	RPI	S	Opponent	Score	RPI	S	Opponent	Score	RPI	S	Opponent	Score
3	A	Maryland	54 88	42	H	James Madison	50 69	71	H	Minnesota	50 83	108	A	Davidson	55 62
16	H	Princeton	50 75	50	H	Dayton	50 66	88	A	Fordham	47 53	118	A	VCU	56 55
								93	H	Saint Louis	45 59	121	H	Duquesne	65 60
								99	A	Villanova	68 56	129	A	Lehigh	53 59
												131	H	William & Mary	51 63
												149	H	Massachusetts	50 47
												178	A	Memphis	64 63
												182	H	La Salle	54 61
												184	A	Quinnipiac	78 67
												189	A	Delaware	63 49
												204	A	American	53 66
												228	A	Saint Joseph's	56 50
												231	A	George Mason	60 70
												231	H	George Mason	62 57
												247	H	Georgetown	52 49
												293	A	St. Bonaventure	55 59
												327	H	Coppin St.	54 35
LAST 10 Division I															
231	H	George Mason	62 57	228	A	Saint Joseph's	56 50								
182	H	La Salle	54 61	149	H	Massachusetts	50 47								
118	A	VCU	56 55	50	H	Dayton	50 66								
293	A	St. Bonaventure	55 59	108	A	Davidson	55 62								
93	H	Saint Louis	45 59	88	A	Fordham	47 53								

Non-Div I Games:

George Washington

■ Loss,
 ■ Non-Conf,
 ■ S Site,
 ■ H Home
 ■ A Away
 N Neutral

Georgetown

Through Games Of Feb. 18, 2020

Average RPI Win:	259	WON-LOST	WINNING	LAST 10	STRENGTH OF	OPP. STRENGTH	TEAM	ADJ.	CONF.	ADJ CONF.
Average RPI Loss:	91	RECORD	PCT. RANK	GAMES	SCHEDULE	OF SCHEDULE	RPI	RPI	RPI	RPI
DIV. I ONLY	5- 20	319	1-9	117	77	247	247	6	6	
DIV. I NON-CONF.	3- 8	268	0	149	185	215	215	6	6	
TOTALS	RPI 1-25	RPI 26-50	W-L RECORDS	RPI 51-100	RPI 101-150	RPI 150+				
5- 20	0- 1	0- 3	OVERALL	0- 11	1- 3	4- 2				
1- 9	0- 0	0- 2	HOME	0- 5	1- 1	0- 1				
4- 10	0- 1	0- 1	AWAY	0- 5	0- 2	4- 1				
0- 1	0- 0	0- 0	NEUTRAL	0- 1	0- 0	0- 0				
3- 8	0- 0	0- 1	NON-CONFERENCE	0- 3	0- 3	3- 1				
0- 3	0- 0	0- 1	HOME	0- 1	0- 1	0- 0				
3- 4	0- 0	0- 0	AWAY	0- 1	0- 2	3- 1				
0- 1	0- 0	0- 0	NEUTRAL	0- 1	0- 0	0- 0				
2- 12	0- 1	0- 2	CONFERENCE	0- 8	1- 0	1- 1				
1- 6	0- 0	0- 1	HOME	0- 4	1- 0	0- 1				
1- 6	0- 1	0- 1	AWAY	0- 4	0- 0	1- 0				
0- 0	0- 0	0- 0	NEUTRAL	0- 0	0- 0	0- 0				

RPI 1-25				RPI 26-50				RPI 51-100				RPI 101+ Team's RPI: 247			
RPI	S	Opponent	Score	RPI	S	Opponent	Score	RPI	S	Opponent	Score	RPI	S	Opponent	Score
20	A	DePaul	66 92	33	A	Marquette	51 73	59	N	Fresno St.	69 82	108	A	Davidson	52 66
				40	H	Creighton	56 65	69	A	St. John's (NY)	54 71	124	H	Richmond	49 51
				42	H	James Madison	59 66	69	A	Seton Hall	60 79	141	H	Providence	62 53
								69	H	St. John's (NY)	68 74	145	A	Columbia	49 54
								69	H	Seton Hall	47 61	153	A	George Washington	49 52
								88	A	Fordham	54 67	252	A	Xavier	63 50
								94	A	Butler	42 60	252	H	Xavier	64 85
								94	H	Butler	46 47	290	A	Pittsburgh	66 56
								96	H	Rider	64 65	291	A	LMU (CA)	64 53
								99	A	Villanova	53 74	323	A	UMES	57 39
								99	H	Villanova	40 48				
LAST 10 Division I															
				99	H	Villanova	40 48	20	A	DePaul	66 92				
				252	A	Xavier	63 50	33	A	Marquette	51 73				
				94	A	Butler	42 60	99	A	Villanova	53 74				
				69	H	St. John's (NY)	68 74	94	H	Butler	46 47				
				69	H	Seton Hall	47 61	252	H	Xavier	64 85				

Non-Div I Games:

Georgetown

■ Loss,
 ■ Non-Conf,
 ■ S Site,
 ■ H Home
 ■ A Away
 N Neutral

Average RPI Win:	176	WON-LOST	WINNING	LAST 10	STRENGTH OF	OPP. STRENGTH	TEAM	ADJ.	CONF.	ADJ CONF.
Average RPI Loss:	47	RECORD	PCT. RANK	GAMES	SCHEDULE	OF SCHEDULE	RPI	RPI	RPI	RPI
DIV. I ONLY	14- 11	140	4-6	21	69	83	83	4	4	
DIV. I NON-CONF.	9- 4	84	0	51	207	89	89	5	5	
TOTALS	RPI 1-25	RPI 26-50	W-L RECORDS	RPI 51-100	RPI 101-150	RPI 150+				
14- 11	0- 6	2- 0	OVERALL	2- 3	2- 2	8- 0				
9- 7	0- 3	0- 0	HOME	1- 2	1- 2	7- 0				
3- 4	0- 3	1- 0	AWAY	0- 1	1- 0	1- 0				
2- 0	0- 0	1- 0	NEUTRAL	1- 0	0- 0	0- 0				
9- 4	0- 2	1- 0	NON-CONFERENCE	1- 2	0- 0	7- 0				
7- 3	0- 1	0- 0	HOME	0- 2	0- 0	7- 0				
0- 1	0- 1	0- 0	AWAY	0- 0	0- 0	0- 0				
2- 0	0- 0	1- 0	NEUTRAL	1- 0	0- 0	0- 0				
5- 7	0- 4	1- 0	CONFERENCE	1- 1	2- 2	1- 0				
2- 4	0- 2	0- 0	HOME	1- 0	1- 2	0- 0				
3- 3	0- 2	1- 0	AWAY	0- 1	1- 0	1- 0				
0- 0	0- 0	0- 0	NEUTRAL	0- 0	0- 0	0- 0				

RPI 1-25				RPI 26-50				RPI 51-100 Team's RPI: 83				RPI 101+			
RPI	S	Opponent	Score	RPI	S	Opponent	Score	RPI	S	Opponent	Score	RPI	S	Opponent	Score
2	H	South Carolina	53 88	30	N	Virginia Tech	77 72	56	A	Tennessee	56 73	101	H	Vanderbilt	55 63
4	A	Baylor	38 72	37	A	Arkansas	64 55	74	H	Georgia Tech	40 73	105	H	Auburn	61 50
8	H	UCLA	50 59					79	H	Alabama	76 75	134	A	Florida	49 43
11	A	Mississippi St.	53 67					94	N	Butler	69 36	140	H	Missouri	65 73
11	H	Mississippi St.	66 73					99	H	Villanova	58 63	157	H	N.C. A&T	72 54
14	A	Texas A&M	63 64									207	H	Gardner-Webb	84 56
												214	H	Furman	77 48
												215	H	Kennesaw St.	80 65
												254	H	East Carolina	67 50
												281	A	Ole Miss	58 51
												322	H	Mercer	76 60
												330	H	USC Upstate	67 53
LAST 10 Division I															
79	H	Alabama	76 75	2	H	South Carolina	53 88								
134	A	Florida	49 43	37	A	Arkansas	64 55								
140	H	Missouri	65 73	105	H	Auburn	61 50								
11	A	Mississippi St.	53 67	56	A	Tennessee	56 73								
14	A	Texas A&M	63 64	101	H	Vanderbilt	55 63								

Non-Div I Games:

Georgia

■ Loss,
 ■ Non-Conf,
 ■ S Site,
 ■ H Home
 ■ A Away
 N Neutral

Average RPI Win:	297	WON-LOST	WINNING	LAST 10	STRENGTH OF	OPP. STRENGTH	TEAM	ADJ.	CONF.	ADJ CONF.
Average RPI Loss:	184	RECORD	PCT. RANK	GAMES	SCHEDULE	OF SCHEDULE	RPI	RPI	RPI	RPI
DIV. I ONLY	8- 16	264	4-6	290	309	309	309	21	21	
DIV. I NON-CONF.	3- 8	268	0	260	323	319	319	19	19	
TOTALS	RPI 1-25	RPI 26-50	W-L RECORDS	RPI 51-100	RPI 101-150	RPI 150+				
8- 16	0- 1	0- 1	OVERALL	0- 2	0- 1	8- 11				
5- 7	0- 1	0- 1	HOME	0- 0	0- 0	5- 5				
2- 9	0- 0	0- 0	AWAY	0- 2	0- 1	2- 6				
1- 0	0- 0	0- 0	NEUTRAL	0- 0	0- 0	1- 0				
3- 8	0- 1	0- 0	NON-CONFERENCE	0- 1	0- 1	3- 5				
2- 4	0- 1	0- 0	HOME	0- 0	0- 0	2- 3				
0- 4	0- 0	0- 0	AWAY	0- 1	0- 1	0- 2				
1- 0	0- 0	0- 0	NEUTRAL	0- 0	0- 0	1- 0				
5- 8	0- 0	0- 1	CONFERENCE	0- 1	0- 0	5- 6				
3- 3	0- 0	0- 1	HOME	0- 0	0- 0	3- 2				
2- 5	0- 0	0- 0	AWAY	0- 1	0- 0	2- 4				
0- 0	0- 0	0- 0	NEUTRAL	0- 0	0- 0	0- 0				

RPI 1-25			RPI 26-50			RPI 51-100			RPI 101+			Team's RPI: 309
RPI	S	Opponent	Score	RPI	S	Opponent	Score	RPI	S	Opponent	Score	
3	H	Maryland	41 114	48	H	Troy	57 71	74	A	Georgia Tech	28 69	148 A UNC Greensboro 49 64
								82	A	Coastal Caro.	45 87	156 H Toledo 48 74
												202 A Louisiana 61 53
												202 H Louisiana 65 75
												211 A Little Rock 46 66
												211 H Little Rock 58 43
												214 A Furman 55 62
												217 A UTEP 68 71
												236 H South Alabama 64 81
												239 A Appalachian St. 37 65
												260 A Arkansas St. 68 70
												260 H Arkansas St. 67 56
												261 H Alabama A&M 52 67
												296 H FIU 63 70
												301 A Ga. Southern 56 81
												316 N New Mexico St. 59 51
												334 H SIUE 74 73
												349 H South Carolina St. 77 52
												350 A La.-Monroe 52 43
												350 H La.-Monroe 68 52
LAST 10 Division I												
350	A	La.-Monroe	52 43	239	A	Appalachian St.	37 65					
202	A	Louisiana	61 53	301	A	Ga. Southern	56 81					
211	H	Little Rock	58 43	48	H	Troy	57 71					
260	H	Arkansas St.	67 56	236	H	South Alabama	64 81					
82	A	Coastal Caro.	45 87	211	A	Little Rock	46 66					

Non-Div I Games:

Georgia St.

■ Loss,
 ■ Non-Conf,
 ■ S Site,
 ■ H Home
 ■ A Away
 N Neutral

Average RPI Win:	154	WON-LOST	WINNING	LAST 10	STRENGTH OF	OPP. STRENGTH	TEAM	ADJ.	CONF.	ADJ CONF.
Average RPI Loss:	68	RECORD	PCT. RANK	GAMES	SCHEDULE	OF SCHEDULE	RPI	RPI	RPI	RPI
DIV. I ONLY	17- 9	75	4-6	106	34	74	74	5	5	
DIV. I NON-CONF.	9- 2	37	0	168	70	57	57	4	4	
TOTALS	RPI 1-25	RPI 26-50	W-L RECORDS	RPI 51-100	RPI 101-150	RPI 150+				
17- 9	2- 1	0- 3	OVERALL	6- 2	2- 3	7- 0				
9- 3	0- 0	0- 0	HOME	2- 1	2- 2	5- 0				
6- 4	2- 0	0- 2	AWAY	2- 1	0- 1	2- 0				
2- 2	0- 1	0- 1	NEUTRAL	2- 0	0- 0	0- 0				
9- 2	0- 1	0- 1	NON-CONFERENCE	3- 0	1- 0	5- 0				
5- 0	0- 0	0- 0	HOME	0- 0	1- 0	4- 0				
2- 0	0- 0	0- 0	AWAY	1- 0	0- 0	1- 0				
2- 2	0- 1	0- 1	NEUTRAL	2- 0	0- 0	0- 0				
8- 7	2- 0	0- 2	CONFERENCE	3- 2	1- 3	2- 0				
4- 3	0- 0	0- 0	HOME	2- 1	1- 2	1- 0				
4- 4	2- 0	0- 2	AWAY	1- 1	0- 1	1- 0				
0- 0	0- 0	0- 0	NEUTRAL	0- 0	0- 0	0- 0				

RPI 1-25				RPI 26-50				RPI 51-100				Team's RPI: 74	RPI 101+			
RPI	S	Opponent	Score	RPI	S	Opponent	Score	RPI	S	Opponent	Score		RPI	S	Opponent	Score
14	N	Texas A&M	48 60	30	A	Virginia Tech	61 64	51	H	Virginia	61 51		102	H	North Carolina	60 67
21	A	NC State	65 61	31	A	Duke	46 58	68	H	Boston College	48 55		110	H	Notre Dame	51 59
25	A	Florida St.	67 52	47	N	Rutgers	43 46	69	N	Seton Hall	79 54		122	A	Wake Forest	60 65
								83	A	Georgia	73 40		122	H	Wake Forest	62 52
								84	N	Rice	54 52		137	H	Wisconsin	60 41
								85	A	Syracuse	82 64		181	H	Houston	69 38
								91	A	Miami (FL)	49 54		215	A	Kennesaw St.	63 47
								91	H	Miami (FL)	61 54		220	H	Clemson	49 47
													284	H	ETSU	87 48
													290	A	Pittsburgh	77 48
													309	H	Georgia St.	69 28
													345	H	Grambling	89 42
LAST 10 Division I																
				21	A	NC State	65 61					91	A	Miami (FL)	49 54	
				30	A	Virginia Tech	61 64					31	A	Duke	46 58	
				122	H	Wake Forest	62 52					102	H	North Carolina	60 67	
				290	A	Pittsburgh	77 48					68	H	Boston College	48 55	
				110	H	Notre Dame	51 59					85	A	Syracuse	82 64	

Non-Div I Games:

Georgia Tech

■ Loss,
■ Non-Conf,
■ S Site,
■ H Home
■ A Away
N Neutral

Average RPI Win: 140	WON-LOST	WINNING	LAST 10	STRENGTH OF	OPP. STRENGTH	TEAM	ADJ.	CONF.	ADJ CONF.
Average RPI Loss: 82	RECORD	PCT. RANK	GAMES	SCHEDULE	OF SCHEDULE	RPI	RPI	RPI	RPI
DIV. I ONLY	25- 2	5	9-1	59	78	13	13	11	11
DIV. I NON-CONF.	11- 1	13	0	15	23	2	2	11	11
TOTALS	RPI 1-25	RPI 26-50	W-L RECORDS	RPI 51-100	RPI 101-150	RPI 150+			
25- 2	1- 1	2- 0	OVERALL	6- 0	6- 0	10- 1			
14- 0	1- 0	0- 0	HOME	2- 0	4- 0	7- 0			
8- 2	0- 1	0- 0	AWAY	3- 0	2- 0	3- 1			
3- 0	0- 0	2- 0	NEUTRAL	1- 0	0- 0	0- 0			
11- 1	1- 1	2- 0	NON-CONFERENCE	4- 0	1- 0	3- 0			
5- 0	1- 0	0- 0	HOME	1- 0	1- 0	2- 0			
3- 1	0- 1	0- 0	AWAY	2- 0	0- 0	1- 0			
3- 0	0- 0	2- 0	NEUTRAL	1- 0	0- 0	0- 0			
14- 1	0- 0	0- 0	CONFERENCE	2- 0	5- 0	7- 1			
9- 0	0- 0	0- 0	HOME	1- 0	3- 0	5- 0			
5- 1	0- 0	0- 0	AWAY	1- 0	2- 0	2- 1			
0- 0	0- 0	0- 0	NEUTRAL	0- 0	0- 0	0- 0			

RPI 1-25				RPI 26-50				RPI 51-100				RPI 101+			
RPI	S	Opponent	Score	RPI	S	Opponent	Score	RPI	S	Opponent	Score	RPI	S	Opponent	Score
5	H	Missouri St.	64 52	34	N	Purdue	63 50	52	N	Middle Tenn.	62 50	109	A	San Diego	57 42
9	A	Stanford	70 76	50	N	Dayton	76 65	62	H	UT Martin	78 55	109	H	San Diego	57 46
								66	A	BYU	55 43	117	A	Pacific	83 65
								66	H	BYU	59 44	117	H	Pacific	68 67
								87	A	Montana St.	70 55	138	H	Texas Southern	80 45
								98	A	Washington St.	76 53	144	H	Portland	62 57
												155	A	Saint Mary's (CA)	60 70
												155	H	Saint Mary's (CA)	74 49
												190	H	Pepperdine	70 36
												196	A	Wyoming	65 54
												203	A	Santa Clara	67 52
												203	H	Santa Clara	53 46
												226	H	CSU Bakersfield	92 48
												234	A	San Francisco	69 46
												234	H	San Francisco	56 38
												291	H	LMU (CA)	78 52
												306	H	Eastern Wash.	84 44
LAST 10 Division I															
203	H	Santa Clara	53 46	109	H	San Diego	57 46								
234	H	San Francisco	56 38	291	H	LMU (CA)	78 52								
155	A	Saint Mary's (CA)	60 70	190	H	Pepperdine	70 36								
117	A	Pacific	83 65	234	A	San Francisco	69 46								
66	H	BYU	59 44	203	A	Santa Clara	67 52								

Non-Div I Games:

Gonzaga

■ Loss,
 ■ Non-Conf, S Site,
 ■ Home
 ■ Away
 N Neutral

Grambling

Through Games Of Feb. 18, 2020

Average RPI Win:	295	WON-LOST	WINNING	LAST 10	STRENGTH OF	OPP. STRENGTH	TEAM	ADJ.	CONF.	ADJ CONF.
Average RPI Loss:	208	RECORD	PCT. RANK	GAMES	SCHEDULE	OF SCHEDULE	RPI	RPI	RPI	RPI
DIV. I ONLY	2- 21	343	1-9	279	333	345	345	32	32	
DIV. I NON-CONF.	0- 10	338	0	90	183	313	313	31	31	
TOTALS	RPI 1-25	RPI 26-50	W-L RECORDS	RPI 51-100	RPI 101-150	RPI 150+				
2- 21	0- 2	0- 0	OVERALL	0- 1	0- 6	2- 12				
2- 6	0- 0	0- 0	HOME	0- 0	0- 3	2- 3				
0- 14	0- 2	0- 0	AWAY	0- 1	0- 3	0- 8				
0- 1	0- 0	0- 0	NEUTRAL	0- 0	0- 0	0- 1				
0- 10	0- 2	0- 0	NON-CONFERENCE	0- 1	0- 3	0- 4				
0- 2	0- 0	0- 0	HOME	0- 0	0- 2	0- 0				
0- 7	0- 2	0- 0	AWAY	0- 1	0- 1	0- 3				
0- 1	0- 0	0- 0	NEUTRAL	0- 0	0- 0	0- 1				
2- 11	0- 0	0- 0	CONFERENCE	0- 0	0- 3	2- 8				
2- 4	0- 0	0- 0	HOME	0- 0	0- 1	2- 3				
0- 7	0- 0	0- 0	AWAY	0- 0	0- 2	0- 5				
0- 0	0- 0	0- 0	NEUTRAL	0- 0	0- 0	0- 0				

RPI	S	Opponent	Score	RPI	S	Opponent	Score	RPI	S	Opponent	Score	RPI	S	Opponent	Score	Team's RPI: 345
4	A	Baylor	46 120					74	A	Georgia Tech	42 89	107	H	UT Arlington	54 88	
23	A	Kentucky	35 81									134	H	Florida	65 72	
												138	A	Texas Southern	62 85	
												138	H	Texas Southern	85 89	
												143	A	Jackson St.	46 61	
												147	A	Wichita St.	65 77	
												168	N	Binghamton	67 88	
												240	A	Louisiana Tech	66 70	
												250	A	Southern U.	57 81	
												250	H	Southern U.	51 70	
												261	H	Alabama A&M	69 59	
												282	A	Prairie View	58 65	
												282	H	Prairie View	54 67	
												296	A	FIU	55 56	
												328	H	Alabama St.	59 73	
												329	A	Alcorn	54 80	
												329	H	Alcorn	70 59	
												337	A	Northwestern St.	61 65	
												339	A	Ark.-Pine Bluff	79 84	
												351	A	Mississippi Val.	57 68	
LAST 10 Division I																
138	A	Texas Southern	62 85	339	A	Ark.-Pine Bluff	79 84									
282	A	Prairie View	58 65	143	A	Jackson St.	46 61									
329	H	Alcorn	70 59	138	H	Texas Southern	85 89									
250	H	Southern U.	51 70	282	H	Prairie View	54 67									
351	A	Mississippi Val.	57 68	329	A	Alcorn	54 80									

Non-Div I Games: Centenary (LA) 106 42

Grambling

Loss, Non-Conf, S Site, H Home A Away N Neutral

Grand Canyon

Through Games Of Feb. 18, 2020

Average RPI Win:	285	WON-LOST	WINNING	LAST 10	STRENGTH OF	OPP. STRENGTH	TEAM	ADJ.	CONF.	ADJ CONF.
Average RPI Loss:	195	RECORD	PCT. RANK	GAMES	SCHEDULE	OF SCHEDULE	RPI	RPI	RPI	RPI
DIV. I ONLY	12- 8	110	9-1	300	340	218	218	31	31	
DIV. I NON-CONF.	3- 6	235	0	183	298	275	275	32	32	
TOTALS	RPI 1-25	RPI 26-50	W-L RECORDS	RPI 51-100	RPI 101-150	RPI 150+				
12- 8	0- 0	0- 0	OVERALL	0- 0	0- 2	12- 6				
7- 4	0- 0	0- 0	HOME	0- 0	0- 0	7- 4				
5- 4	0- 0	0- 0	AWAY	0- 0	0- 2	5- 2				
0- 0	0- 0	0- 0	NEUTRAL	0- 0	0- 0	0- 0				
3- 6	0- 0	0- 0	NON-CONFERENCE	0- 0	0- 2	3- 4				
3- 2	0- 0	0- 0	HOME	0- 0	0- 0	3- 2				
0- 4	0- 0	0- 0	AWAY	0- 0	0- 2	0- 2				
0- 0	0- 0	0- 0	NEUTRAL	0- 0	0- 0	0- 0				
9- 2	0- 0	0- 0	CONFERENCE	0- 0	0- 0	9- 2				
4- 2	0- 0	0- 0	HOME	0- 0	0- 0	4- 2				
5- 0	0- 0	0- 0	AWAY	0- 0	0- 0	5- 0				
0- 0	0- 0	0- 0	NEUTRAL	0- 0	0- 0	0- 0				

RPI 1-25				RPI 26-50				RPI 51-100				RPI 101+ Team's RPI: 218			
RPI	S	Opponent	Score	RPI	S	Opponent	Score	RPI	S	Opponent	Score	RPI	S	Opponent	Score
												135	A	California	53 72
												144	A	Portland	41 73
												172	A	Montana	67 72
												188	H	Southern Utah	69 65
												199	H	UNLV	53 51
												212	H	North Dakota	76 78
												221	A	Portland St.	46 69
												222	A	UMKC	62 56
												222	H	UMKC	53 74
												226	H	CSU Bakersfield	54 59
												230	H	Cal St. Fullerton	70 80
												267	H	UC Santa Barbara	58 57
												288	A	California Baptist	62 58
												288	H	California Baptist	72 66
												308	A	Seattle U	56 48
												316	H	New Mexico St.	60 49
												317	H	UTRGV	62 60
												325	A	Utah Valley	66 59
												348	A	Chicago St.	68 57
												348	H	Chicago St.	69 49
LAST 10 Division I															
				348	A	Chicago St.	68 57	325	A	Utah Valley	66 59				
				222	A	UMKC	62 56	308	A	Seattle U	56 48				
				288	H	California Baptist	72 66	222	H	UMKC	53 74				
				316	H	New Mexico St.	60 49	348	H	Chicago St.	69 49				
				317	H	UTRGV	62 60	288	A	California Baptist	62 58				

Non-Div I Games: Benedictine Mesa 72 53 Whittier 77 41

Grand Canyon

■ Loss,
 ■ Non-Conf,
 ■ S Site,
 ■ Home
 ■ Away
 N Neutral

Average RPI Win: 226	WON-LOST	WINNING	LAST 10	STRENGTH OF	OPP. STRENGTH	TEAM	ADJ.	CONF.	ADJ CONF.
Average RPI Loss: 116	RECORD	PCT. RANK	GAMES	SCHEDULE	OF SCHEDULE	RPI	RPI	RPI	RPI
DIV. I ONLY	14- 12	162	7-3	125	185	139	139	22	22
DIV. I NON-CONF.	5- 7	205	0	29	34	105	105	20	20
TOTALS	RPI 1-25	RPI 26-50	W-L RECORDS	RPI 51-100	RPI 101-150	RPI 150+			
14- 12	1- 2	0- 2	OVERALL	1- 3	1- 0	11- 5			
6- 6	0- 1	0- 2	HOME	0- 2	1- 0	5- 1			
6- 5	1- 0	0- 0	AWAY	0- 1	0- 0	5- 4			
2- 1	0- 1	0- 0	NEUTRAL	1- 0	0- 0	1- 0			
5- 7	1- 2	0- 2	NON-CONFERENCE	1- 2	1- 0	2- 1			
1- 4	0- 1	0- 2	HOME	0- 1	1- 0	0- 0			
2- 2	1- 0	0- 0	AWAY	0- 1	0- 0	1- 1			
2- 1	0- 1	0- 0	NEUTRAL	1- 0	0- 0	1- 0			
9- 5	0- 0	0- 0	CONFERENCE	0- 1	0- 0	9- 4			
5- 2	0- 0	0- 0	HOME	0- 1	0- 0	5- 1			
4- 3	0- 0	0- 0	AWAY	0- 0	0- 0	4- 3			
0- 0	0- 0	0- 0	NEUTRAL	0- 0	0- 0	0- 0			

RPI 1-25			RPI 26-50			RPI 51-100			RPI 101+ Team's RPI: 139		
RPI	S	Opponent	Score	RPI	S	Opponent	Score	RPI	S	Opponent	Score
11	N	Mississippi St.	58 83	33	H	Marquette	47 60	53	H	IUPUI	42 54
17	A	Central Mich.	111 105	39	H	South Dakota	60 66	64	A	Marist	60 72
20	H	DePaul	65 76					85	N	Syracuse	79 73
								86	H	South Dakota St.	55 60
LAST 10 Division I											
289	H	Oakland	76 51	201	A	Cleveland St.	74 54	140	H	Missouri	72 64
333	H	Detroit Mercy	72 45	232	A	Youngstown St.	70 63	163	A	Wright St.	68 59
237	A	Milwaukee	60 65	342	H	UIC	73 36	163	H	Wright St.	58 70
186	A	Northern Ky.	43 63	53	H	IUPUI	42 54	186	A	Northern Ky.	43 63
163	A	Wright St.	68 59	333	A	Detroit Mercy	65 48	186	H	Northern Ky.	65 44
								201	A	Cleveland St.	74 54
								205	A	Maine	60 61
								232	A	Youngstown St.	70 63
								237	A	Milwaukee	60 65
								237	H	Milwaukee	61 48
								255	N	Bowling Green	73 54
								289	A	Oakland	88 93
								289	H	Oakland	76 51
								333	A	Detroit Mercy	65 48
								333	H	Detroit Mercy	72 45
								342	H	UIC	73 36
								348	A	Chicago St.	102 46

Non-Div I Games:

Green Bay

■ Loss,
■ Non-Conf, S Site,
■ Home
■ Away
N Neutral

Average RPI Win:	238	WON-LOST	WINNING	LAST 10	STRENGTH OF	OPP. STRENGTH	TEAM	ADJ.	CONF.	ADJ CONF.
Average RPI Loss:	173	RECORD	PCT. RANK	GAMES	SCHEDULE	OF SCHEDULE	RPI	RPI	RPI	RPI
DIV. I ONLY	15- 10	110	7-3	186	297	142	142	25	25	
DIV. I NON-CONF.	4- 5	195	0	75	149	130	130	28	28	
TOTALS	RPI 1-25	RPI 26-50	W-L RECORDS	RPI 51-100	RPI 101-150	RPI 150+				
15- 10	0- 0	0- 1	OVERALL	1- 0	1- 2	13- 7				
6- 5	0- 0	0- 0	HOME	0- 0	0- 2	6- 3				
7- 5	0- 0	0- 1	AWAY	1- 0	0- 0	6- 4				
2- 0	0- 0	0- 0	NEUTRAL	0- 0	1- 0	1- 0				
4- 5	0- 0	0- 1	NON-CONFERENCE	1- 0	1- 1	2- 3				
0- 3	0- 0	0- 0	HOME	0- 0	0- 1	0- 2				
2- 2	0- 0	0- 1	AWAY	1- 0	0- 0	1- 1				
2- 0	0- 0	0- 0	NEUTRAL	0- 0	1- 0	1- 0				
11- 5	0- 0	0- 0	CONFERENCE	0- 0	0- 1	11- 4				
6- 2	0- 0	0- 0	HOME	0- 0	0- 1	6- 1				
5- 3	0- 0	0- 0	AWAY	0- 0	0- 0	5- 3				
0- 0	0- 0	0- 0	NEUTRAL	0- 0	0- 0	0- 0				

RPI 1-25			RPI 26-50			RPI 51-100			RPI 101+ Team's RPI: 142		
RPI	S	Opponent	Score	RPI	S	Opponent	Score	RPI	S	Opponent	Score
				27	A	Old Dominion	38 75	79	A	Alabama	64 61
								106	H	Liberty	59 83
								115	H	Campbell	31 68
								124	N	Richmond	69 65
								167	N	Mt. St. Mary's	68 60
								191	H	Radford	51 48
								193	H	Norfolk St.	56 77
								194	H	Fla. Atlantic	63 64
								198	A	Chattanooga	84 55
								207	A	Gardner-Webb	59 70
								207	H	Gardner-Webb	63 58
								208	A	High Point	59 74
								208	H	High Point	77 81
								214	A	Furman	65 70
								245	A	UNC Asheville	76 66
								245	H	UNC Asheville	68 59
								262	A	Winthrop	66 72
								262	H	Winthrop	62 48
								272	A	Longwood	90 76
								272	H	Longwood	73 55
								307	A	Presbyterian	71 42
								330	A	USC Upstate	86 73
								330	H	USC Upstate	60 40
								344	A	Charleston So.	64 59
LAST 10 Division I											
				330	A	USC Upstate	86 73	245	A	UNC Asheville	76 66
				272	A	Longwood	90 76	272	H	Longwood	73 55
				262	H	Winthrop	62 48	208	H	High Point	77 81
				207	A	Gardner-Webb	59 70	344	A	Charleston So.	64 59
				208	A	High Point	59 74	330	H	USC Upstate	60 40

Non-Div I Games:

Hampton

■ Loss,
 ■ Non-Conf,
 ■ S Site,
 ■ Home
 ■ A Away
 N Neutral

Average RPI Win:	0	WON-LOST	WINNING	LAST 10	STRENGTH OF	OPP. STRENGTH	TEAM	ADJ.	CONF.	ADJ CONF.
Average RPI Loss:	205	RECORD	PCT. RANK	GAMES	SCHEDULE	OF SCHEDULE	RPI	RPI	RPI	RPI
DIV. I ONLY	0- 26	351	0-10	261	283	346	346	27	27	
DIV. I NON-CONF.	0- 13	338	0	209	216	338	338	27	27	
TOTALS	RPI 1-25	RPI 26-50	W-L RECORDS	RPI 51-100	RPI 101-150	RPI 150+				
0- 26	0- 1	0- 0	OVERALL	0- 4	0- 4	0- 17				
0- 11	0- 0	0- 0	HOME	0- 0	0- 1	0- 10				
0- 15	0- 1	0- 0	AWAY	0- 4	0- 3	0- 7				
0- 0	0- 0	0- 0	NEUTRAL	0- 0	0- 0	0- 0				
0- 13	0- 1	0- 0	NON-CONFERENCE	0- 3	0- 4	0- 5				
0- 6	0- 0	0- 0	HOME	0- 0	0- 1	0- 5				
0- 7	0- 1	0- 0	AWAY	0- 3	0- 3	0- 0				
0- 0	0- 0	0- 0	NEUTRAL	0- 0	0- 0	0- 0				
0- 13	0- 0	0- 0	CONFERENCE	0- 1	0- 0	0- 12				
0- 5	0- 0	0- 0	HOME	0- 0	0- 0	0- 5				
0- 8	0- 0	0- 0	AWAY	0- 1	0- 0	0- 7				
0- 0	0- 0	0- 0	NEUTRAL	0- 0	0- 0	0- 0				

RPI	S	Opponent	Score	RPI	S	Opponent	Score	RPI	S	Opponent	Score	RPI	S	Opponent	Score	Team's RPI: 346
16	A	Princeton	42 73					61	A	Penn	46 74	126	A	Northeastern	47 60	
								63	A	Stony Brook	55 66	131	A	William & Mary	44 61	
								91	A	Michigan St.	34 79	141	H	Providence	57 75	
								96	A	Harvard	44 53	149	A	Massachusetts	48 74	
												168	A	Binghamton	44 80	
												170	H	Rhode Island	56 68	
												184	H	Quinnipiac	50 87	
												205	A	Maine	73 87	
												205	H	Maine	52 69	
												229	A	UMass Lowell	56 64	
												229	H	UMass Lowell	63 68	
												263	A	New Hampshire	71 72	
												295	A	Vermont	51 62	
												295	H	Vermont	53 63	
												297	A	UMBC	54 61	
												297	H	UMBC	47 56	
												314	A	Albany (NY)	40 63	
												314	H	Albany (NY)	63 68	
												320	H	Hofstra	41 43	
												332	H	NJIT	52 61	
												347	H	Central Conn. St.	54 61	
LAST 10 Division I																
229	A	UMass Lowell	56 64	168	A	Binghamton	44 80									
314	A	Albany (NY)	40 63	314	H	Albany (NY)	63 68									
295	A	Vermont	51 62	297	A	UMBC	54 61									
297	H	UMBC	47 56	295	H	Vermont	53 63									
205	H	Maine	52 69	63	A	Stony Brook	55 66									

Non-Div I Games:

Hartford

■ Loss,
 ■ Non-Conf,
 ■ S Site,
 ■ Home
 ■ A Away
 N Neutral

Harvard

Through Games Of Feb. 18, 2020

Average RPI Win:	178	WON-LOST	WINNING	LAST 10	STRENGTH OF	OPP. STRENGTH	TEAM	ADJ.	CONF.	ADJ CONF.
Average RPI Loss:	131	RECORD	PCT. RANK	GAMES	SCHEDULE	OF SCHEDULE	RPI	RPI	RPI	RPI
DIV. I ONLY	14- 7	70	7-3	177	100	96	96	7	7	
DIV. I NON-CONF.	9- 4	84	2-0	277	113	124	124	8	8	
TOTALS	RPI 1-25	RPI 26-50	W-L RECORDS	RPI 51-100	RPI 101-150	RPI 150+				
14- 7	0- 1	0- 1	OVERALL	2- 0	2- 2	10- 3				
8- 2	0- 1	0- 0	HOME	2- 0	1- 1	5- 0				
6- 4	0- 0	0- 1	AWAY	0- 0	1- 1	5- 2				
0- 1	0- 0	0- 0	NEUTRAL	0- 0	0- 0	0- 1				
9- 4	0- 0	0- 1	NON-CONFERENCE	0- 0	2- 1	7- 2				
4- 1	0- 0	0- 0	HOME	0- 0	1- 1	3- 0				
5- 2	0- 0	0- 1	AWAY	0- 0	1- 0	4- 1				
0- 1	0- 0	0- 0	NEUTRAL	0- 0	0- 0	0- 1				
5- 3	0- 1	0- 0	CONFERENCE	2- 0	0- 1	3- 1				
4- 1	0- 1	0- 0	HOME	2- 0	0- 0	2- 0				
1- 2	0- 0	0- 0	AWAY	0- 0	0- 1	1- 1				
0- 0	0- 0	0- 0	NEUTRAL	0- 0	0- 0	0- 0				

RPI 1-25	RPI 26-50	RPI 51-100	Team's RPI: 96	RPI 101+
RPI S Opponent Score	RPI S Opponent Score	RPI S Opponent Score		RPI S Opponent Score
16 H Princeton 46 60	47 A Rutgers 46 74	54 H Yale 66 57		126 H Northeastern 44 46
		61 H Penn 58 51		132 A Boston U. 66 39
				135 H California 56 53
				145 A Columbia 64 89
				166 A Cornell 73 58
				170 H Rhode Island 61 58
				171 A Dartmouth 62 63
				171 H Dartmouth 64 49
				179 A Northern Ill. 59 53
				182 A La Salle 69 75
				184 A Quinnipiac 77 68
				194 A Fla. Atlantic 65 51
				205 A Maine 69 40
				216 H Brown 68 53
				228 N Saint Joseph's 39 63
				275 H Siena 68 51
				346 H Hartford 53 44
LAST 10 Division I				
145 A Columbia 64 89	61 H Penn 58 51			
166 A Cornell 73 58	171 H Dartmouth 64 49			
216 H Brown 68 53	171 A Dartmouth 62 63			
54 H Yale 66 57	170 H Rhode Island 61 58			
16 H Princeton 46 60	194 A Fla. Atlantic 65 51			

Non-Div I Games:

Harvard

Loss, Non-Conf, S Site, H Home A Away N Neutral

Average RPI Win:	243	WON-LOST	WINNING	LAST 10	STRENGTH OF	OPP. STRENGTH	TEAM	ADJ.	CONF.	ADJ CONF.
Average RPI Loss:	163	RECORD	PCT. RANK	GAMES	SCHEDULE	OF SCHEDULE	RPI	RPI	RPI	RPI
DIV. I ONLY	13- 10	131	8-2	240	213	177	177	28	28	
DIV. I NON-CONF.	5- 7	205	0	131	69	187	187	26	26	
TOTALS	RPI 1-25	RPI 26-50	W-L RECORDS	RPI 51-100	RPI 101-150	RPI 150+				
13- 10	0- 2	1- 0	OVERALL	0- 1	1- 2	11- 5				
8- 4	0- 1	1- 0	HOME	0- 1	0- 1	7- 1				
5- 6	0- 1	0- 0	AWAY	0- 0	1- 1	4- 4				
0- 0	0- 0	0- 0	NEUTRAL	0- 0	0- 0	0- 0				
5- 7	0- 2	1- 0	NON-CONFERENCE	0- 1	1- 2	3- 2				
3- 4	0- 1	1- 0	HOME	0- 1	0- 1	2- 1				
2- 3	0- 1	0- 0	AWAY	0- 0	1- 1	1- 1				
0- 0	0- 0	0- 0	NEUTRAL	0- 0	0- 0	0- 0				
8- 3	0- 0	0- 0	CONFERENCE	0- 0	0- 0	8- 3				
5- 0	0- 0	0- 0	HOME	0- 0	0- 0	5- 0				
3- 3	0- 0	0- 0	AWAY	0- 0	0- 0	3- 3				
0- 0	0- 0	0- 0	NEUTRAL	0- 0	0- 0	0- 0				

RPI	S	Opponent	Score	RPI	S	Opponent	Score	RPI	S	Opponent	Score	RPI	S	Opponent	Score	Team's RPI: 177
15	A	Oregon St.	32 64	41	H	Texas	73 60	61	H	Penn	55 70	119	A	Idaho	52 67	
21	H	NC State	59 68									136	A	Washington	62 50	
												138	H	Texas Southern	57 74	
												159	A	UC Davis	49 62	
												190	A	Pepperdine	52 51	
												230	H	Cal St. Fullerton	79 72	
												241	H	San Diego St.	61 58	
												251	H	North Texas	60 66	
												267	A	UC Santa Barbara	63 51	
												276	A	Long Beach St.	55 62	
												276	H	Long Beach St.	68 44	
												283	A	UC Riverside	65 59	
												283	H	UC Riverside	80 57	
												291	A	LMU (CA)	51 65	
												298	A	CSUN	54 58	
												298	H	CSUN	70 66	
												302	H	UTSA	62 50	
												304	H	UC Irvine	94 70	
												313	A	Cal Poly	59 46	
LAST 10 Division I																
298	H	CSUN	70 66	283	A	UC Riverside	65 59									
267	A	UC Santa Barbara	63 51	276	A	Long Beach St.	55 62									
313	A	Cal Poly	59 46	230	H	Cal St. Fullerton	79 72									
276	H	Long Beach St.	68 44	283	H	UC Riverside	80 57									
304	H	UC Irvine	94 70	159	A	UC Davis	49 62									

Non-Div I Games: Hope Int'l 86 49

Hawaii

■ Loss,
 ■ Non-Conf, S Site,
 ■ Home
 ■ Away
 N Neutral

Average RPI Win:	265	WON-LOST	WINNING	LAST 10	STRENGTH OF	OPP. STRENGTH	TEAM	ADJ.	CONF.	ADJ CONF.
Average RPI Loss:	168	RECORD	PCT. RANK	GAMES	SCHEDULE	OF SCHEDULE	RPI	RPI	RPI	RPI
DIV. I ONLY	11- 13	199	7-3	205	315	208	208	25	25	
DIV. I NON-CONF.	2- 7	288	0	186	240	272	272	28	28	
TOTALS	RPI 1-25	RPI 26-50	W-L RECORDS	RPI 51-100	RPI 101-150	RPI 150+				
11- 13	0- 0	0- 1	OVERALL	0- 1	2- 4	9- 7				
6- 4	0- 0	0- 0	HOME	0- 0	1- 2	5- 2				
5- 9	0- 0	0- 1	AWAY	0- 1	1- 2	4- 5				
0- 0	0- 0	0- 0	NEUTRAL	0- 0	0- 0	0- 0				
2- 7	0- 0	0- 1	NON-CONFERENCE	0- 1	0- 2	2- 3				
1- 2	0- 0	0- 0	HOME	0- 0	0- 1	1- 1				
1- 5	0- 0	0- 1	AWAY	0- 1	0- 1	1- 2				
0- 0	0- 0	0- 0	NEUTRAL	0- 0	0- 0	0- 0				
9- 6	0- 0	0- 0	CONFERENCE	0- 0	2- 2	7- 4				
5- 2	0- 0	0- 0	HOME	0- 0	1- 1	4- 1				
4- 4	0- 0	0- 0	AWAY	0- 0	1- 1	3- 3				
0- 0	0- 0	0- 0	NEUTRAL	0- 0	0- 0	0- 0				

RPI S	Opponent	Score	RPI S	Opponent	Score	RPI S	Opponent	Score	RPI S	Opponent	Score	Team's RPI: 208
31	A Duke	57 93	94	A Butler	52 74	108	H Davidson	63 73				
						115	A Campbell	36 73				
						115	H Campbell	66 68				
						142	A Hampton	81 77				
						142	H Hampton	74 59				
						148	A UNC Greensboro	70 82				
						191	H Radford	68 58				
						193	A Norfolk St.	58 72				
						204	A American	48 56				
						207	A Gardner-Webb	57 70				
						207	H Gardner-Webb	46 62				
						245	A UNC Asheville	60 76				
						253	H Col. of Charleston	70 79				
						262	A Winthrop	63 69				
						262	H Winthrop	94 61				
						272	A Longwood	76 69				
						284	H ETSU	80 62				
						307	H Presbyterian	60 55				
						312	A N.C. Central	78 58				
						330	A USC Upstate	81 45				
						330	H USC Upstate	85 46				
						344	A Charleston So.	84 70				
LAST 10 Division I												
207	H Gardner-Webb	46 62	207	A Gardner-Webb	57 70							
115	H Campbell	66 68	142	A Hampton	81 77							
330	A USC Upstate	81 45	307	H Presbyterian	60 55							
142	H Hampton	74 59	272	A Longwood	76 69							
262	H Winthrop	94 61	344	A Charleston So.	84 70							

Non-Div I Games:

High Point

■ Loss,
 ■ Non-Conf,
 ■ S Site,
 ■ H Home
 ■ A Away
 N Neutral

Average RPI Win: 236	WON-LOST	WINNING	LAST 10	STRENGTH OF	OPP. STRENGTH	TEAM	ADJ.	CONF.	ADJ CONF.
Average RPI Loss: 175	RECORD	PCT. RANK	GAMES	SCHEDULE	OF SCHEDULE	RPI	RPI	RPI	RPI
DIV. I ONLY	3- 21	333	0-10	162	289	320	320	14	14
DIV. I NON-CONF.	3- 8	268	0	217	350	310	310	13	13
TOTALS	RPI 1-25	RPI 26-50	W-L RECORDS	RPI 51-100	RPI 101-150	RPI 150+			
3- 21	0- 0	0- 3	OVERALL	0- 1	1- 3	2- 14			
2- 9	0- 0	0- 1	HOME	0- 1	1- 1	1- 6			
1- 10	0- 0	0- 2	AWAY	0- 0	0- 2	1- 6			
0- 2	0- 0	0- 0	NEUTRAL	0- 0	0- 0	0- 2			
3- 8	0- 0	0- 0	NON-CONFERENCE	0- 1	1- 0	2- 7			
2- 3	0- 0	0- 0	HOME	0- 1	1- 0	1- 2			
1- 3	0- 0	0- 0	AWAY	0- 0	0- 0	1- 3			
0- 2	0- 0	0- 0	NEUTRAL	0- 0	0- 0	0- 2			
0- 13	0- 0	0- 3	CONFERENCE	0- 0	0- 3	0- 7			
0- 6	0- 0	0- 1	HOME	0- 0	0- 1	0- 4			
0- 7	0- 0	0- 2	AWAY	0- 0	0- 2	0- 3			
0- 0	0- 0	0- 0	NEUTRAL	0- 0	0- 0	0- 0			

RPI S	Opponent	Score	RPI S	Opponent	Score	RPI S	Opponent	Score	RPI S	Opponent	Score	Team's RPI: 320
			42	A James Madison	50 92	63	H Stony Brook	38 81	115	H Campbell	58 55	
			49	A Drexel	54 74				126	A Northeastern	51 74	
			49	H Drexel	32 45				131	A William & Mary	42 71	
									131	H William & Mary	53 66	
									160	A Elon	50 67	
									160	H Elon	56 69	
									164	N Samford	45 65	
									169	A Towson	71 84	
									181	N Houston	44 54	
									189	A Delaware	59 80	
									189	H Delaware	67 77	
									201	H Cleveland St.	51 61	
									244	A Fairfield	64 73	
									246	H Morgan St.	51 39	
									248	H Howard	64 73	
									253	H Col. of Charleston	60 63	
									269	H UNCW	59 62	
									310	A Sacred Heart	44 71	
									338	A LIU Brooklyn	46 85	
									346	A Hartford	43 41	
LAST 10 Division I												
			131	A William & Mary	42 71	269	H UNCW	59 62				
			160	A Elon	50 67	169	A Towson	71 84				
			189	H Delaware	67 77	42	A James Madison	50 92				
			49	H Drexel	32 45	160	H Elon	56 69				
			253	H Col. of Charleston	60 63	131	H William & Mary	53 66				

Non-Div I Games:

Hofstra

■ Loss,
 ■ Non-Conf,
 ■ S Site,
 ■ H Home
 ■ A Away
 N Neutral

Holy Cross

Through Games Of Feb. 18, 2020

Average RPI Win:	215	WON-LOST	WINNING	LAST 10	STRENGTH OF	OPP. STRENGTH	TEAM	ADJ.	CONF.	ADJ CONF.
Average RPI Loss:	151	RECORD	PCT. RANK	GAMES	SCHEDULE	OF SCHEDULE	RPI	RPI	RPI	RPI
DIV. I ONLY	15- 9	92	5-5	199	189	113	113	15	15	
DIV. I NON-CONF.	7- 4	100	0	251	236	110	110	16	16	
TOTALS	RPI 1-25	RPI 26-50	W-L RECORDS	RPI 51-100	RPI 101-150	RPI 150+				
15- 9	0- 0	0- 0	OVERALL	1- 1	2- 5	12- 3				
8- 2	0- 0	0- 0	HOME	1- 1	1- 1	6- 0				
7- 7	0- 0	0- 0	AWAY	0- 0	1- 4	6- 3				
0- 0	0- 0	0- 0	NEUTRAL	0- 0	0- 0	0- 0				
7- 4	0- 0	0- 0	NON-CONFERENCE	1- 0	0- 2	6- 2				
4- 0	0- 0	0- 0	HOME	1- 0	0- 0	3- 0				
3- 4	0- 0	0- 0	AWAY	0- 0	0- 2	3- 2				
0- 0	0- 0	0- 0	NEUTRAL	0- 0	0- 0	0- 0				
8- 5	0- 0	0- 0	CONFERENCE	0- 1	2- 3	6- 1				
4- 2	0- 0	0- 0	HOME	0- 1	1- 1	3- 0				
4- 3	0- 0	0- 0	AWAY	0- 0	1- 2	3- 1				
0- 0	0- 0	0- 0	NEUTRAL	0- 0	0- 0	0- 0				

RPI 1-25			RPI 26-50			RPI 51-100			RPI 101+			Team's RPI: 113	
RPI	S	Opponent	Score	RPI	S	Opponent	Score	RPI	S	Opponent	Score		
								68	H	Boston College	80 71		
								73	H	Bucknell	40 51		
										103	A	Colgate	60 71
										120	A	North Florida	60 80
										129	A	Lehigh	74 57
										129	H	Lehigh	65 62
										132	A	Boston U.	70 76
										132	H	Boston U.	51 62
										149	A	Massachusetts	72 75
										170	A	Rhode Island	58 73
										176	A	Illinois	75 78
										183	H	Merrimack	68 42
										185	A	Lafayette	57 49
										185	H	Lafayette	57 56
										204	H	American	72 59
										213	A	Stetson	75 63
										216	A	Brown	83 71
										243	A	Loyola Maryland	64 56
										263	H	New Hampshire	82 61
										294	A	Navy	58 49
										294	H	Navy	57 43
										300	A	Army West Point	48 61
										310	A	Sacred Heart	65 52
										315	H	Bryant	87 75
LAST 10 Division I													
				185	A	Lafayette	57 49			132	A	Boston U.	70 76
				129	H	Lehigh	65 62			129	A	Lehigh	74 57
				132	H	Boston U.	51 62			204	H	American	72 59
				103	A	Colgate	60 71			300	A	Army West Point	48 61
				294	H	Navy	57 43			73	H	Bucknell	40 51

Non-Div I Games:

Holy Cross

■ Loss,
 ■ Non-Conf,
 ■ S Site,
 ■ H Home
 ■ A Away
 N Neutral

Average RPI Win:	221	WON-LOST	WINNING	LAST 10	STRENGTH OF	OPP. STRENGTH	TEAM	ADJ.	CONF.	ADJ CONF.
Average RPI Loss:	93	RECORD	PCT. RANK	GAMES	SCHEDULE	OF SCHEDULE	RPI	RPI	RPI	RPI
DIV. I ONLY	12- 15	209	4-6	119	85	181	181	9	9	
DIV. I NON-CONF.	7- 7	164	0	167	130	178	178	9	9	
TOTALS	RPI 1-25	RPI 26-50	W-L RECORDS	RPI 51-100	RPI 101-150	RPI 150+				
12- 15	0- 2	0- 2	OVERALL	1- 8	1- 0	10- 3				
9- 4	0- 0	0- 2	HOME	1- 2	1- 0	7- 0				
1- 9	0- 2	0- 0	AWAY	0- 5	0- 0	1- 2				
2- 2	0- 0	0- 0	NEUTRAL	0- 1	0- 0	2- 1				
7- 7	0- 1	0- 1	NON-CONFERENCE	1- 3	0- 0	6- 2				
5- 1	0- 0	0- 1	HOME	1- 0	0- 0	4- 0				
0- 4	0- 1	0- 0	AWAY	0- 2	0- 0	0- 1				
2- 2	0- 0	0- 0	NEUTRAL	0- 1	0- 0	2- 1				
5- 8	0- 1	0- 1	CONFERENCE	0- 5	1- 0	4- 1				
4- 3	0- 0	0- 1	HOME	0- 2	1- 0	3- 0				
1- 5	0- 1	0- 0	AWAY	0- 3	0- 0	1- 1				
0- 0	0- 0	0- 0	NEUTRAL	0- 0	0- 0	0- 0				

RPI 1-25				RPI 26-50				RPI 51-100				RPI 101+ Team's RPI: 181			
RPI	S	Opponent	Score	RPI	S	Opponent	Score	RPI	S	Opponent	Score	RPI	S	Opponent	Score
7	A	UConn	51 91	29	H	FGCU	45 57	58	H	Oklahoma	85 69	147	H	Wichita St.	64 56
14	A	Texas A&M	43 72	43	H	UCF	49 67	66	A	South Fla.	45 74	158	A	Tulane	66 60
								74	A	Georgia Tech	38 69	178	H	Memphis	75 65
								76	A	Temple	75 76	200	A	New Mexico	71 81
								76	H	Temple	58 61	209	H	Southern Miss.	75 60
								77	A	Cincinnati	66 85	234	N	San Francisco	57 80
								77	H	Cincinnati	65 74	238	H	Southeastern La.	78 65
								85	N	Syracuse	62 87	240	H	Louisiana Tech	67 53
								88	A	Fordham	54 63	249	H	SMU	55 53
												254	A	East Carolina	50 53
												254	H	East Carolina	72 63
												288	N	California Baptist	96 75
												318	H	Houston Baptist	82 60
												320	N	Hofstra	54 44
LAST 10 Division I															
77	H	Cincinnati	65 74	158	A	Tulane	66 60								
76	A	Temple	75 76	66	A	South Fla.	45 74								
43	H	UCF	49 67	147	H	Wichita St.	64 56								
254	A	East Carolina	50 53	77	A	Cincinnati	66 85								
249	H	SMU	55 53	254	H	East Carolina	72 63								

Non-Div I Games:

Houston

■ Loss,
 ■ Non-Conf,
 S Site,
 ■ Home
 ■ Away
 N Neutral

Houston Baptist

Through Games Of Feb. 18, 2020

Average RPI Win:	279	WON-LOST	WINNING	LAST 10	STRENGTH OF	OPP. STRENGTH	TEAM	ADJ.	CONF.	ADJ CONF.
Average RPI Loss:	193	RECORD	PCT. RANK	GAMES	SCHEDULE	OF SCHEDULE	RPI	RPI	RPI	RPI
DIV. I ONLY	4- 17	321	2-8	278	290	318	318	23	23	
DIV. I NON-CONF.	2- 5	259	0	143	246	194	194	24	24	
TOTALS	RPI 1-25	RPI 26-50	W-L RECORDS	RPI 51-100	RPI 101-150	RPI 150+				
4- 17	0- 1	0- 0	OVERALL	0- 2	0- 3	4- 11				
1- 7	0- 0	0- 0	HOME	0- 2	0- 0	1- 5				
3- 10	0- 1	0- 0	AWAY	0- 0	0- 3	3- 6				
0- 0	0- 0	0- 0	NEUTRAL	0- 0	0- 0	0- 0				
2- 5	0- 1	0- 0	NON-CONFERENCE	0- 0	0- 2	2- 2				
0- 1	0- 0	0- 0	HOME	0- 0	0- 0	0- 1				
2- 4	0- 1	0- 0	AWAY	0- 0	0- 2	2- 1				
0- 0	0- 0	0- 0	NEUTRAL	0- 0	0- 0	0- 0				
2- 12	0- 0	0- 0	CONFERENCE	0- 2	0- 1	2- 9				
1- 6	0- 0	0- 0	HOME	0- 2	0- 0	1- 4				
1- 6	0- 0	0- 0	AWAY	0- 0	0- 1	1- 5				
0- 0	0- 0	0- 0	NEUTRAL	0- 0	0- 0	0- 0				

RPI	S	Opponent	Score	RPI	S	Opponent	Score	RPI	S	Opponent	Score	RPI	S	Opponent	Score	Team's RPI: 318
4	A	Baylor	42 112					89	H	SFA	42 59	125	A	Abilene Christian	54 71	
								95	H	A&M-Corpus Christi	65 75	146	A	Texas Tech	51 59	
												147	A	Wichita St.	42 59	
												151	H	Sam Houston St.	69 97	
												152	A	New Orleans	84 88	
												161	H	Northern Ariz.	62 79	
												181	A	Houston	60 82	
												210	A	Oral Roberts	74 73	
												224	A	Central Ark.	39 63	
												238	H	Southeastern La.	59 69	
												268	A	Lamar University	53 60	
												268	H	Lamar University	72 59	
												277	H	Nicholls St.	78 84	
												286	A	Incarinate Word	60 55	
												337	A	Northwestern St.	60 69	
												337	H	Northwestern St.	46 54	
												341	A	McNeese	72 88	
												350	A	La.-Monroe	72 65	
LAST 10 Division I																
268	H	Lamar University	72 59	286	A	Incarinate Word	60 55									
125	A	Abilene Christian	54 71	341	A	McNeese	72 88									
337	H	Northwestern St.	46 54	277	H	Nicholls St.	78 84									
152	A	New Orleans	84 88	151	H	Sam Houston St.	69 97									
95	H	A&M-Corpus Christi	65 75	268	A	Lamar University	53 60									

Non-Div I Games: LSU-Shreveport 67 44 Paul Quinn 63 34

Houston Baptist

Loss, Non-Conf, S Site, H Home A Away N Neutral

Average RPI Win: 305	WON-LOST	WINNING	LAST 10	STRENGTH OF	OPP. STRENGTH	TEAM	ADJ.	CONF.	ADJ CONF.
Average RPI Loss: 142	RECORD	PCT. RANK	GAMES	SCHEDULE	OF SCHEDULE	RPI	RPI	RPI	RPI
DIV. I ONLY	14- 10	121	5-5	347	282	248	248	29	29
DIV. I NON-CONF.	8- 5	117	0	313	202	185	185	29	29
TOTALS	RPI 1-25	RPI 26-50	W-L RECORDS	RPI 51-100	RPI 101-150	RPI 150+			
14- 10	0- 0	0- 0	OVERALL	0- 3	0- 3	14- 4			
6- 4	0- 0	0- 0	HOME	0- 0	0- 1	6- 3			
8- 4	0- 0	0- 0	AWAY	0- 2	0- 1	8- 1			
0- 2	0- 0	0- 0	NEUTRAL	0- 1	0- 1	0- 0			
8- 5	0- 0	0- 0	NON-CONFERENCE	0- 3	0- 1	8- 1			
3- 1	0- 0	0- 0	HOME	0- 0	0- 0	3- 1			
5- 2	0- 0	0- 0	AWAY	0- 2	0- 0	5- 0			
0- 2	0- 0	0- 0	NEUTRAL	0- 1	0- 1	0- 0			
6- 5	0- 0	0- 0	CONFERENCE	0- 0	0- 2	6- 3			
3- 3	0- 0	0- 0	HOME	0- 0	0- 1	3- 2			
3- 2	0- 0	0- 0	AWAY	0- 0	0- 1	3- 1			
0- 0	0- 0	0- 0	NEUTRAL	0- 0	0- 0	0- 0			

RPI S	Opponent	Score	RPI S	Opponent	Score	RPI S	Opponent	Score	RPI S	Opponent	Score	Team's RPI: 248
						56	A Tennessee	38 88	111	A Bethune-Cookman	59 88	
						66	A South Fla.	53 82	111	H Bethune-Cookman	59 75	
						73	N Bucknell	60 70	136	N Washington	58 75	
									182	H La Salle	62 78	
									193	H Norfolk St.	80 83	
									231	A George Mason	86 75	
									243	A Loyola Maryland	75 69	
									246	A Morgan St.	67 74	
									246	H Morgan St.	52 68	
									254	A East Carolina	67 51	
									264	H Niagara	91 42	
									297	A UMBC	72 61	
									319	H Fairleigh Dickinson	64 56	
									320	A Hofstra	73 64	
									323	A UMES	79 58	
									326	H Saint Peter's	92 80	
									327	A Coppin St.	66 54	
									327	H Coppin St.	64 52	
									343	A Florida A&M	82 56	
									343	H Florida A&M	72 58	
									349	H South Carolina St.	78 47	
LAST 10 Division I												
			111	A Bethune-Cookman	59 88		343	H Florida A&M	72 58			
			343	A Florida A&M	82 56		246	A Morgan St.	67 74			
			327	H Coppin St.	64 52		349	H South Carolina St.	78 47			
			246	H Morgan St.	52 68		193	H Norfolk St.	80 83			
			327	A Coppin St.	66 54		111	H Bethune-Cookman	59 75			

Non-Div I Games:

Howard

Average RPI Win:	208	WON-LOST	WINNING	LAST 10	STRENGTH OF	OPP. STRENGTH	TEAM	ADJ.	CONF.	ADJ CONF.
Average RPI Loss:	112	RECORD	PCT. RANK	GAMES	SCHEDULE	OF SCHEDULE	RPI	RPI	RPI	RPI
DIV. I ONLY	18- 7	52	9-1	142	217	53	53	22	22	
DIV. I NON-CONF.	5- 5	164	0	47	37	69	69	20	20	
TOTALS	RPI 1-25	RPI 26-50	W-L RECORDS	RPI 51-100	RPI 101-150	RPI 150+				
18- 7	0- 0	0- 1	OVERALL	3- 4	1- 0	14- 2				
9- 0	0- 0	0- 0	HOME	2- 0	0- 0	7- 0				
7- 7	0- 0	0- 1	AWAY	0- 4	1- 0	6- 2				
2- 0	0- 0	0- 0	NEUTRAL	1- 0	0- 0	1- 0				
5- 5	0- 0	0- 1	NON-CONFERENCE	3- 4	0- 0	2- 0				
3- 0	0- 0	0- 0	HOME	2- 0	0- 0	1- 0				
0- 5	0- 0	0- 1	AWAY	0- 4	0- 0	0- 0				
2- 0	0- 0	0- 0	NEUTRAL	1- 0	0- 0	1- 0				
13- 2	0- 0	0- 0	CONFERENCE	0- 0	1- 0	12- 2				
6- 0	0- 0	0- 0	HOME	0- 0	0- 0	6- 0				
7- 2	0- 0	0- 0	AWAY	0- 0	1- 0	6- 2				
0- 0	0- 0	0- 0	NEUTRAL	0- 0	0- 0	0- 0				

RPI 1-25				RPI 26-50				RPI 51-100				Team's RPI: 53				RPI 101+			
RPI	S	Opponent	Score	RPI	S	Opponent	Score	RPI	S	Opponent	Score	RPI	S	Opponent	Score	RPI	S	Opponent	Score
45	A	Ohio	64 70					57	H	Ball St.	65 48	139	A	Green Bay	54 42				
								62	A	UT Martin	51 57	160	N	Elon	59 53				
								69	N	St. John's (NY)	85 78	163	A	Wright St.	62 58				
								72	A	UNI	50 51	163	H	Wright St.	80 60				
								80	H	Southern Ill.	81 78	186	A	Northern Ky.	62 65				
								91	A	Miami (FL)	65 74	186	H	Northern Ky.	89 61				
								94	A	Butler	61 64	201	A	Cleveland St.	78 53				
												201	H	Cleveland St.	58 48				
												232	A	Youngstown St.	73 75				
												232	H	Youngstown St.	77 69				
												237	A	Milwaukee	75 52				
												265	H	Eastern Ky.	72 42				
												289	A	Oakland	89 63				
												289	H	Oakland	76 41				
												333	A	Detroit Mercy	95 54				
												333	H	Detroit Mercy	82 45				
												342	A	UIC	88 49				
LAST 10 Division I																			
				186	A	Northern Ky.	62 65					201	H	Cleveland St.	58 48				
				163	A	Wright St.	62 58					342	A	UIC	88 49				
				289	A	Oakland	89 63					237	A	Milwaukee	75 52				
				333	A	Detroit Mercy	95 54					139	A	Green Bay	54 42				
				232	H	Youngstown St.	77 69					163	H	Wright St.	80 60				

Non-Div I Games: Ind.-Northwest 103 45

IUPUI

Idaho

Through Games Of Feb. 18, 2020

Average RPI Win: 226	WON-LOST	WINNING	LAST 10	STRENGTH OF	OPP. STRENGTH	TEAM	ADJ.	CONF.	ADJ CONF.
Average RPI Loss: 131	RECORD	PCT. RANK	GAMES	SCHEDULE	OF SCHEDULE	RPI	RPI	RPI	RPI
DIV. I ONLY	15- 8	76	7-3	212	172	119	119	18	18
DIV. I NON-CONF.	5- 4	140	0	130	134	100	100	17	17
TOTALS	RPI 1-25	RPI 26-50	W-L RECORDS	RPI 51-100	RPI 101-150	RPI 150+			
15- 8	0- 0	0- 2	OVERALL	1- 2	1- 0	13- 4			
8- 2	0- 0	0- 0	HOME	0- 1	0- 0	8- 1			
7- 4	0- 0	0- 1	AWAY	1- 1	1- 0	5- 2			
0- 2	0- 0	0- 1	NEUTRAL	0- 0	0- 0	0- 1			
5- 4	0- 0	0- 2	NON-CONFERENCE	0- 1	1- 0	4- 1			
2- 0	0- 0	0- 0	HOME	0- 0	0- 0	2- 0			
3- 2	0- 0	0- 1	AWAY	0- 1	1- 0	2- 0			
0- 2	0- 0	0- 1	NEUTRAL	0- 0	0- 0	0- 1			
10- 4	0- 0	0- 0	CONFERENCE	1- 1	0- 0	9- 3			
6- 2	0- 0	0- 0	HOME	0- 1	0- 0	6- 1			
4- 2	0- 0	0- 0	AWAY	1- 0	0- 0	3- 2			
0- 0	0- 0	0- 0	NEUTRAL	0- 0	0- 0	0- 0			

RPI S	Opponent	Score	RPI S	Opponent	Score	RPI S	Opponent	Score	RPI S	Opponent	Score	Team's RPI: 119
27	N Old Dominion	55 67	46	A Oklahoma St.	47 62	66	A South Fla.	64 67	109	A San Diego	65 32	
						87	A Montana St.	69 68	161	H Northern Ariz.	70 71	
						87	H Montana St.	56 62	172	A Montana	60 69	
									172	H Montana	52 51	
									177	H Hawaii	67 52	
									180	H Idaho St.	62 56	
									188	A Southern Utah	71 56	
									221	A Portland St.	53 74	
									221	H Portland St.	65 52	
									223	A Northern Colo.	57 46	
									234	A San Francisco	66 60	
									266	H Colorado St.	61 54	
									268	N Lamar University	44 47	
									299	H Sacramento St.	70 44	
									306	A Eastern Wash.	75 46	
									306	H Eastern Wash.	69 60	
									308	A Seattle U	90 84	
									321	H Weber St.	70 50	
LAST 10 Division I												
221	H Portland St.	65 52	161	H Northern Ariz.	70 71							
306	A Eastern Wash.	75 46	188	A Southern Utah	71 56							
172	A Montana	60 69	223	A Northern Colo.	57 46							
87	H Montana St.	56 62	172	H Montana	52 51							
299	H Sacramento St.	70 44	306	H Eastern Wash.	69 60							

Non-Div I Games:

Idaho

■ Loss,
 ■ Non-Conf,
 S Site,
 ■ Home
 ■ Away
 N Neutral

Average RPI Win:	252	WON-LOST	WINNING	LAST 10	STRENGTH OF	OPP. STRENGTH	TEAM	ADJ.	CONF.	ADJ CONF.
Average RPI Loss:	140	RECORD	PCT. RANK	GAMES	SCHEDULE	OF SCHEDULE	RPI	RPI	RPI	RPI
DIV. I ONLY	11- 11	177	7-3	226	195	180	180	18	18	
DIV. I NON-CONF.	2- 5	259	0	252	93	261	261	17	17	
TOTALS	RPI 1-25	RPI 26-50	W-L RECORDS	RPI 51-100	RPI 101-150	RPI 150+				
11- 11	0- 0	0- 3	OVERALL	0- 2	0- 1	11- 5				
5- 4	0- 0	0- 0	HOME	0- 1	0- 0	5- 3				
6- 7	0- 0	0- 3	AWAY	0- 1	0- 1	6- 2				
0- 0	0- 0	0- 0	NEUTRAL	0- 0	0- 0	0- 0				
2- 5	0- 0	0- 3	NON-CONFERENCE	0- 0	0- 0	2- 2				
1- 1	0- 0	0- 0	HOME	0- 0	0- 0	1- 1				
1- 4	0- 0	0- 3	AWAY	0- 0	0- 0	1- 1				
0- 0	0- 0	0- 0	NEUTRAL	0- 0	0- 0	0- 0				
9- 6	0- 0	0- 0	CONFERENCE	0- 2	0- 1	9- 3				
4- 3	0- 0	0- 0	HOME	0- 1	0- 0	4- 2				
5- 3	0- 0	0- 0	AWAY	0- 1	0- 1	5- 1				
0- 0	0- 0	0- 0	NEUTRAL	0- 0	0- 0	0- 0				

RPI 1-25				RPI 26-50				RPI 51-100				RPI 101+				Team's RPI: 180	
RPI	S	Opponent	Score	RPI	S	Opponent	Score	RPI	S	Opponent	Score	RPI	S	Opponent	Score		
				28	A	Arizona St.	69 74	87	A	Montana St.	59 67	119	A	Idaho	56 62		
				31	A	Duke	66 85	87	H	Montana St.	55 74	161	A	Northern Ariz.	79 76		
				46	A	Oklahoma St.	52 70					161	H	Northern Ariz.	59 70		
												172	A	Montana	67 53		
												172	H	Montana	72 59		
												188	A	Southern Utah	65 72		
												188	H	Southern Utah	73 54		
												221	H	Portland St.	64 69		
												223	H	Northern Colo.	59 39		
												285	A	Utah St.	61 69		
												288	H	California Baptist	68 74		
												299	A	Sacramento St.	75 51		
												299	H	Sacramento St.	80 62		
												306	A	Eastern Wash.	67 47		
												308	H	Seattle U	73 48		
												321	A	Weber St.	65 54		
												325	A	Utah Valley	88 61		
LAST 10 Division I																	
				172	H	Montana	72 59	223	H	Northern Colo.	59 39						
				87	H	Montana St.	55 74	87	A	Montana St.	59 67						
				299	A	Sacramento St.	75 51	172	A	Montana	67 53						
				161	A	Northern Ariz.	79 76	221	H	Portland St.	64 69						
				188	H	Southern Utah	73 54	321	A	Weber St.	65 54						

Non-Div I Games: Arizona Christian 93 36 Montana Tech 83 57

Idaho St.

Loss, Non-Conf, S Site, H Home A Away N Neutral

Average RPI Win:	229	WON-LOST	WINNING	LAST 10	STRENGTH OF	OPP. STRENGTH	TEAM	ADJ.	CONF.	ADJ CONF.
Average RPI Loss:	43	RECORD	PCT. RANK	GAMES	SCHEDULE	OF SCHEDULE	RPI	RPI	RPI	RPI
DIV. I ONLY	11- 14	210	2-8	96	48	176	176	2	2	
DIV. I NON-CONF.	9- 2	37	0	325	290	161	161	2	2	
TOTALS	RPI 1-25	RPI 26-50	W-L RECORDS	RPI 51-100	RPI 101-150	RPI 150+				
11- 14	0- 7	0- 4	OVERALL	1- 1	2- 2	8- 0				
9- 8	0- 4	0- 2	HOME	1- 1	1- 1	7- 0				
2- 6	0- 3	0- 2	AWAY	0- 0	1- 1	1- 0				
0- 0	0- 0	0- 0	NEUTRAL	0- 0	0- 0	0- 0				
9- 2	0- 0	0- 0	NON-CONFERENCE	0- 1	2- 1	7- 0				
8- 1	0- 0	0- 0	HOME	0- 1	1- 0	7- 0				
1- 1	0- 0	0- 0	AWAY	0- 0	1- 1	0- 0				
0- 0	0- 0	0- 0	NEUTRAL	0- 0	0- 0	0- 0				
2- 12	0- 7	0- 4	CONFERENCE	1- 0	0- 1	1- 0				
1- 7	0- 4	0- 2	HOME	1- 0	0- 1	0- 0				
1- 5	0- 3	0- 2	AWAY	0- 0	0- 0	1- 0				
0- 0	0- 0	0- 0	NEUTRAL	0- 0	0- 0	0- 0				

RPI	S	Opponent	Score	RPI	S	Opponent	Score	RPI	S	Opponent	Score	RPI	S	Opponent	Score	Team's RPI: 176
3	H	Maryland	60 79	34	A	Purdue	67 81	71	H	Minnesota	74 71	102	A	North Carolina	60 85	
10	A	Iowa	72 108	34	H	Purdue	58 70	90	H	Illinois St.	58 74	113	H	Holy Cross	78 75	
12	H	Northwestern	50 77	47	A	Rutgers	41 72					137	H	Wisconsin	64 73	
18	A	Indiana	42 83	47	H	Rutgers	51 75					140	A	Missouri	58 51	
18	H	Indiana	54 59									175	H	Austin Peay	76 62	
22	A	Ohio St.	47 77									183	H	Merrimack	75 72	
22	H	Ohio St.	58 78									206	A	Penn St.	70 66	
												307	H	Presbyterian	71 52	
												315	H	Bryant	69 55	
												324	H	Evansville	59 44	
												339	H	Ark.-Pine Bluff	65 50	
												348	H	Chicago St.	96 66	
LAST 10 Division I																
34	H	Purdue	58 70	47	A	Rutgers	41 72									
18	H	Indiana	54 59	3	H	Maryland	60 79									
206	A	Penn St.	70 66	22	A	Ohio St.	47 77									
22	H	Ohio St.	58 78	34	A	Purdue	67 81									
137	H	Wisconsin	64 73	71	H	Minnesota	74 71									

Non-Div I Games:

Illinois

Average RPI Win: 180	WON-LOST	WINNING	LAST 10	STRENGTH OF	OPP. STRENGTH	TEAM	ADJ.	CONF.	ADJ CONF.
Average RPI Loss: 78	RECORD	PCT. RANK	GAMES	SCHEDULE	OF SCHEDULE	RPI	RPI	RPI	RPI
DIV. I ONLY	13- 9	119	4-6	62	123	90	90	8	8
DIV. I NON-CONF.	7- 3	80	0	140	188	61	61	7	7
TOTALS	RPI 1-25	RPI 26-50	W-L RECORDS	RPI 51-100	RPI 101-150	RPI 150+			
13- 9	0- 1	0- 4	OVERALL	3- 1	2- 1	8- 2			
9- 3	0- 0	0- 2	HOME	2- 0	2- 0	5- 1			
4- 6	0- 1	0- 2	AWAY	1- 1	0- 1	3- 1			
0- 0	0- 0	0- 0	NEUTRAL	0- 0	0- 0	0- 0			
7- 3	0- 0	0- 1	NON-CONFERENCE	1- 1	1- 0	5- 1			
5- 0	0- 0	0- 0	HOME	1- 0	1- 0	3- 0			
2- 3	0- 0	0- 1	AWAY	0- 1	0- 0	2- 1			
0- 0	0- 0	0- 0	NEUTRAL	0- 0	0- 0	0- 0			
6- 6	0- 1	0- 3	CONFERENCE	2- 0	1- 1	3- 1			
4- 3	0- 0	0- 2	HOME	1- 0	1- 0	2- 1			
2- 3	0- 1	0- 1	AWAY	1- 0	0- 1	1- 0			
0- 0	0- 0	0- 0	NEUTRAL	0- 0	0- 0	0- 0			

RPI 1-25				RPI 26-50				RPI 51-100				Team's RPI: 90		RPI 101+			
RPI	S	Opponent	Score	RPI	S	Opponent	Score	RPI	S	Opponent	Score			RPI	S	Opponent	Score
5	A	Missouri St.	74 87	33	A	Marquette	41 58	62	H	UT Martin	70 47			130	A	Loyola Chicago	64 69
				36	H	Drake	67 69	72	H	UNI	65 57			130	H	Loyola Chicago	86 85
				38	A	Bradley	61 76	80	A	Southern Ill.	62 54			143	H	Jackson St.	77 55
				38	H	Bradley	62 66	93	A	Saint Louis	56 61			154	A	Valparaiso	72 60
														154	H	Valparaiso	70 78
														175	A	Austin Peay	72 77
														176	A	Illinois	74 58
														179	H	Northern Ill.	69 66
														195	H	Western Ill.	78 65
														212	A	North Dakota	66 58
														278	H	Indiana St.	83 69
														324	H	Evansville	81 58
														334	H	SIUE	74 53
LAST 10 Division I																	
				154	H	Valparaiso	70 78					72	H	UNI	65 57		
				130	H	Loyola Chicago	86 85					36	H	Drake	67 69		
				38	H	Bradley	62 66					130	A	Loyola Chicago	64 69		
				5	A	Missouri St.	74 87					154	A	Valparaiso	72 60		
				80	A	Southern Ill.	62 54					38	A	Bradley	61 76		

Non-Div I Games: Truman 87 60

Illinois St.

Average RPI Win:	262	WON-LOST	WINNING	LAST 10	STRENGTH OF	OPP. STRENGTH	TEAM	ADJ.	CONF.	ADJ CONF.
Average RPI Loss:	185	RECORD	PCT. RANK	GAMES	SCHEDULE	OF SCHEDULE	RPI	RPI	RPI	RPI
DIV. I ONLY	7- 12	254	5-5	299	264	286	286	23	23	
DIV. I NON-CONF.	0- 5	338	0	311	111	348	348	24	24	
TOTALS	RPI 1-25	RPI 26-50	W-L RECORDS	RPI 51-100	RPI 101-150	RPI 150+				
7- 12	0- 0	0- 1	OVERALL	0- 3	1- 0	6- 8				
3- 5	0- 0	0- 0	HOME	0- 1	0- 0	3- 4				
4- 7	0- 0	0- 1	AWAY	0- 2	1- 0	3- 4				
0- 0	0- 0	0- 0	NEUTRAL	0- 0	0- 0	0- 0				
0- 5	0- 0	0- 1	NON-CONFERENCE	0- 1	0- 0	0- 3				
0- 1	0- 0	0- 0	HOME	0- 0	0- 0	0- 1				
0- 4	0- 0	0- 1	AWAY	0- 1	0- 0	0- 2				
0- 0	0- 0	0- 0	NEUTRAL	0- 0	0- 0	0- 0				
7- 7	0- 0	0- 0	CONFERENCE	0- 2	1- 0	6- 5				
3- 4	0- 0	0- 0	HOME	0- 1	0- 0	3- 3				
4- 3	0- 0	0- 0	AWAY	0- 1	1- 0	3- 2				
0- 0	0- 0	0- 0	NEUTRAL	0- 0	0- 0	0- 0				

RPI S	Opponent	Score	RPI S	Opponent	Score	RPI S	Opponent	Score	RPI S	Opponent	Score	Team's RPI: 286
45	A Ohio	41 78	89	A SFA	45 67	125	A Abilene Christian	71 70	151	A Sam Houston St.	77 74	
			95	H A&M-Corpus Christi	38 64	152	A New Orleans	57 61	152	H New Orleans	55 67	
			100	A Kansas St.	41 85	224	H Central Ark.	37 47	238	A Southeastern La.	44 58	
						241	H San Diego St.	48 57	266	A Colorado St.	47 75	
						268	A Lamar University	67 48	277	H Nicholls St.	53 51	
						302	A UTSA	56 63	318	H Houston Baptist	55 60	
						337	A Northwestern St.	69 67	337	H Northwestern St.	76 39	
						341	H McNeese	73 56				
LAST 10 Division I												
152	A New Orleans	57 61	318	H Houston Baptist	55 60							
337	H Northwestern St.	76 39	95	H A&M-Corpus Christi	38 64							
238	A Southeastern La.	44 58	268	A Lamar University	67 48							
151	A Sam Houston St.	77 74	89	A SFA	45 67							
125	A Abilene Christian	71 70	341	H McNeese	73 56							

Non-Div I Games: Schreiner 70 35 Tex. A&M Int'l 55 38 Paul Quinn 79 62 UNKNOWN 74 52 Incarnate Word

Page 122

Average RPI Win:	241	WON-LOST	WINNING	LAST 10	STRENGTH OF	OPP. STRENGTH	TEAM	ADJ.	CONF.	ADJ CONF.
Average RPI Loss:	124	RECORD	PCT. RANK	GAMES	SCHEDULE	OF SCHEDULE	RPI	RPI	RPI	RPI
DIV. I ONLY	4- 21	323	2-8	83	159	278	278	8	8	
DIV. I NON-CONF.	2- 10	313	0	191	305	298	298	7	7	
TOTALS	RPI 1-25	RPI 26-50	W-L RECORDS	RPI 51-100	RPI 101-150	RPI 150+				
4- 21	0- 1	0- 3	OVERALL	1- 5	0- 5	3- 7				
2- 9	0- 1	0- 1	HOME	1- 2	0- 2	1- 3				
2- 11	0- 0	0- 2	AWAY	0- 3	0- 3	2- 3				
0- 1	0- 0	0- 0	NEUTRAL	0- 0	0- 0	0- 1				
2- 10	0- 0	0- 0	NON-CONFERENCE	0- 2	0- 3	2- 5				
0- 4	0- 0	0- 0	HOME	0- 1	0- 1	0- 2				
2- 5	0- 0	0- 0	AWAY	0- 1	0- 2	2- 2				
0- 1	0- 0	0- 0	NEUTRAL	0- 0	0- 0	0- 1				
2- 11	0- 1	0- 3	CONFERENCE	1- 3	0- 2	1- 2				
2- 5	0- 1	0- 1	HOME	1- 1	0- 1	1- 1				
0- 6	0- 0	0- 2	AWAY	0- 2	0- 1	0- 1				
0- 0	0- 0	0- 0	NEUTRAL	0- 0	0- 0	0- 0				

RPI 1-25				RPI 26-50				RPI 51-100				RPI 101+				Team's RPI: 278	
RPI	S	Opponent	Score	RPI	S	Opponent	Score	RPI	S	Opponent	Score	RPI	S	Opponent	Score		
5	H	Missouri St.	55 76	36	A	Drake	65 105	72	A	UNI	43 73	114	A	Kansas	72 84		
				36	H	Drake	71 92	72	H	UNI	65 63	117	A	Pacific	66 83		
				38	A	Bradley	75 91	78	A	Colorado	46 59	123	H	Southeast Mo. St.	58 68		
								80	H	Southern Ill.	55 78	130	A	Loyola Chicago	55 65		
								90	A	Illinois St.	69 83	130	H	Loyola Chicago	51 58		
								93	H	Saint Louis	53 55	154	A	Valparaiso	45 61		
												154	H	Valparaiso	56 75		
												186	H	Northern Ky.	68 70		
												195	A	Western Ill.	72 83		
												225	A	Eastern Ill.	59 57		
												233	H	Marshall	60 72		
												235	A	Murray St.	62 70		
												298	N	CSUN	59 67		
												324	H	Evansville	68 58		
												342	A	UIC	61 40		
LAST 10 Division I																	
				36	H	Drake	71 92	80	H	Southern Ill.	55 78						
				72	H	UNI	65 63	5	H	Missouri St.	55 76						
				154	A	Valparaiso	45 61	72	A	UNI	43 73						
				130	A	Loyola Chicago	55 65	36	A	Drake	65 105						
				324	H	Evansville	68 58	130	H	Loyola Chicago	51 58						

Non-Div I Games:

Indiana St.

■ Loss,
 ■ Non-Conf,
 ■ S Site,
 ■ H Home
 ■ A Away
 N Neutral

Average RPI Win:	271	WON-LOST	WINNING	LAST 10	STRENGTH OF	OPP. STRENGTH	TEAM	ADJ.	CONF.	ADJ CONF.
Average RPI Loss:	142	RECORD	PCT. RANK	GAMES	SCHEDULE	OF SCHEDULE	RPI	RPI	RPI	RPI
DIV. I ONLY	7- 15	280	4-6	120	262	227	227	24	24	
DIV. I NON-CONF.	1- 8	322	0	18	180	212	212	25	25	
TOTALS	RPI 1-25	RPI 26-50	W-L RECORDS	RPI 51-100	RPI 101-150	RPI 150+				
7- 15	0- 1	0- 0	OVERALL	0- 5	0- 3	7- 6				
1- 9	0- 0	0- 0	HOME	0- 3	0- 2	1- 4				
6- 4	0- 1	0- 0	AWAY	0- 2	0- 0	6- 1				
0- 2	0- 0	0- 0	NEUTRAL	0- 0	0- 1	0- 1				
1- 8	0- 1	0- 0	NON-CONFERENCE	0- 3	0- 3	1- 1				
0- 3	0- 0	0- 0	HOME	0- 1	0- 2	0- 0				
1- 3	0- 1	0- 0	AWAY	0- 2	0- 0	1- 0				
0- 2	0- 0	0- 0	NEUTRAL	0- 0	0- 1	0- 1				
6- 7	0- 0	0- 0	CONFERENCE	0- 2	0- 0	6- 5				
1- 6	0- 0	0- 0	HOME	0- 2	0- 0	1- 4				
5- 1	0- 0	0- 0	AWAY	0- 0	0- 0	5- 1				
0- 0	0- 0	0- 0	NEUTRAL	0- 0	0- 0	0- 0				

RPI	S	Opponent	Score	RPI	S	Opponent	Score	RPI	S	Opponent	Score	RPI	S	Opponent	Score	Team's RPI: 227
17	A	Central Mich.	50 70					61	A	Penn	42 74	121	H	Duquesne	74 76	
								63	A	Stony Brook	40 59	136	N	Washington	34 65	
								64	H	Marist	56 73	149	H	Massachusetts	51 65	
								69	H	Seton Hall	37 89	169	N	Towson	58 75	
								96	H	Rider	37 81	184	A	Quinnipiac	75 71	
												184	H	Quinnipiac	63 67	
												219	A	Manhattan	32 54	
												244	A	Fairfield	59 52	
												244	H	Fairfield	40 52	
												262	A	Winthrop	68 61	
												264	A	Niagara	70 58	
												264	H	Niagara	57 63	
												279	A	Monmouth	36 33	
												279	H	Monmouth	50 56	
												326	H	Saint Peter's	69 59	
												340	A	Canisius	60 57	
LAST 10 Division I																
244	A	Fairfield	59 52	184	H	Quinnipiac	63 67									
279	H	Monmouth	50 56	219	A	Manhattan	32 54									
264	A	Niagara	70 58	326	H	Saint Peter's	69 59									
340	A	Canisius	60 57	244	H	Fairfield	40 52									
64	H	Marist	56 73	264	H	Niagara	57 63									

Non-Div I Games:

Iona

Average RPI Win:	106	WON-LOST	WINNING	LAST 10	STRENGTH OF	OPP. STRENGTH	TEAM	ADJ.	CONF.	ADJ CONF.
Average RPI Loss:	65	RECORD	PCT. RANK	GAMES	SCHEDULE	OF SCHEDULE	RPI	RPI	RPI	RPI
DIV. I ONLY	21- 5	29	8-2	17	16	10	10	2	2	
DIV. I NON-CONF.	9- 2	37	0	54	103	20	20	2	2	
TOTALS	RPI 1-25	RPI 26-50	W-L RECORDS	RPI 51-100	RPI 101-150	RPI 150+				
21- 5	5- 1	3- 1	OVERALL	4- 2	2- 1	7- 0				
13- 0	4- 0	1- 0	HOME	2- 0	1- 0	5- 0				
6- 4	1- 1	2- 1	AWAY	1- 2	1- 0	1- 0				
2- 1	0- 0	0- 0	NEUTRAL	1- 0	0- 1	1- 0				
9- 2	1- 0	2- 0	NON-CONFERENCE	1- 1	0- 1	5- 0				
6- 0	1- 0	1- 0	HOME	0- 0	0- 0	4- 0				
1- 1	0- 0	1- 0	AWAY	0- 1	0- 0	0- 0				
2- 1	0- 0	0- 0	NEUTRAL	1- 0	0- 1	1- 0				
12- 3	4- 1	1- 1	CONFERENCE	3- 1	2- 0	2- 0				
7- 0	3- 0	0- 0	HOME	2- 0	1- 0	1- 0				
5- 3	1- 1	1- 1	AWAY	1- 1	1- 0	1- 0				
0- 0	0- 0	0- 0	NEUTRAL	0- 0	0- 0	0- 0				

RPI	S	Opponent	Score	RPI	S	Opponent	Score	RPI	S	Opponent	Score	RPI	S	Opponent	Score
3	A	Maryland	59 93	34	A	Purdue	83 71	71	A	Minnesota	76 75	136	N	Washington	63 70
3	H	Maryland	66 61	35	A	Michigan	63 78	72	A	UNI	66 88	137	A	Wisconsin	85 78
12	A	Northwestern	77 51	36	H	Drake	79 67	77	N	Cincinnati	69 61	137	H	Wisconsin	97 71
16	H	Princeton	77 75	44	A	Iowa St.	75 69	81	A	Nebraska	69 78	162	H	North Ala.	86 81
18	H	Indiana	91 85					81	H	Nebraska	76 60	169	N	Towson	100 72
22	H	Ohio St.	77 68					91	H	Michigan St.	74 57	176	H	Illinois	108 72
												194	H	Fla. Atlantic	85 53
												206	A	Penn St.	77 66
												220	H	Clemson	74 60
												312	H	N.C. Central	102 50
LAST 10 Division I															
137	H	Wisconsin	97 71	206	A	Penn St.	77 66	91	H	Michigan St.	74 57	22	H	Ohio St.	77 68
3	A	Maryland	59 93	81	H	Nebraska	76 60	137	A	Wisconsin	85 78	71	A	Minnesota	76 75
34	A	Purdue	83 71	35	A	Michigan	63 78								

Non-Div I Games:

Iowa

■ Loss,
 ■ Non-Conf, S Site,
 ■ Home
 ■ Away
 N Neutral

Average RPI Win:	142	WON-LOST	WINNING	LAST 10	STRENGTH OF	OPP. STRENGTH	TEAM	ADJ.	CONF.	ADJ CONF.
Average RPI Loss:	35	RECORD	PCT. RANK	GAMES	SCHEDULE	OF SCHEDULE	RPI	RPI	RPI	RPI
DIV. I ONLY	15- 9	92	6-4	27	46	44	44	3	3	
DIV. I NON-CONF.	8- 3	68	0	91	222	82	82	3	3	
TOTALS	RPI 1-25	RPI 26-50	W-L RECORDS	RPI 51-100	RPI 101-150	RPI 150+				
15- 9	0- 4	3- 2	OVERALL	3- 3	3- 0	6- 0				
10- 4	0- 2	1- 1	HOME	2- 1	2- 0	5- 0				
5- 5	0- 2	2- 1	AWAY	1- 2	1- 0	1- 0				
0- 0	0- 0	0- 0	NEUTRAL	0- 0	0- 0	0- 0				
8- 3	0- 1	0- 1	NON-CONFERENCE	1- 1	1- 0	6- 0				
6- 2	0- 1	0- 0	HOME	0- 1	1- 0	5- 0				
2- 1	0- 0	0- 1	AWAY	1- 0	0- 0	1- 0				
0- 0	0- 0	0- 0	NEUTRAL	0- 0	0- 0	0- 0				
7- 6	0- 3	3- 1	CONFERENCE	2- 2	2- 0	0- 0				
4- 2	0- 1	1- 1	HOME	2- 0	1- 0	0- 0				
3- 4	0- 2	2- 0	AWAY	0- 2	1- 0	0- 0				
0- 0	0- 0	0- 0	NEUTRAL	0- 0	0- 0	0- 0				

RPI 1-25				RPI 26-50				Team's RPI: 44	RPI 51-100				RPI 101+			
RPI	S	Opponent	Score	RPI	S	Opponent	Score		RPI	S	Opponent	Score	RPI	S	Opponent	Score
4	A	Baylor	62 83	36	A	Drake	81 86		55	A	West Virginia	71 79	114	H	Kansas	89 67
10	H	Iowa	69 75	41	A	Texas	69 51		58	A	Oklahoma	72 81	138	H	Texas Southern	79 59
19	A	TCU	72 82	41	H	Texas	75 81		58	H	Oklahoma	63 59	146	A	Texas Tech	96 66
19	H	TCU	74 77	46	A	Oklahoma St.	64 63		72	H	UNI	63 71	152	H	New Orleans	71 53
				46	H	Oklahoma St.	74 63		79	A	Alabama	75 66	162	H	North Ala.	80 72
									100	H	Kansas St.	73 59	163	H	Wright St.	79 71
													250	H	Southern U.	69 36
													292	A	North Dakota St.	86 58
													339	H	Ark.-Pine Bluff	90 40
LAST 10 Division I																
19	A	TCU	72 82	4	A	Baylor	62 83									
41	A	Texas	69 51	114	H	Kansas	89 67									
58	H	Oklahoma	63 59	100	H	Kansas St.	73 59									
46	H	Oklahoma St.	74 63	46	A	Oklahoma St.	64 63									
55	A	West Virginia	71 79	19	H	TCU	74 77									

Non-Div I Games:

Iowa St.

Average RPI Win: 277	WON-LOST	WINNING	LAST 10	STRENGTH OF	OPP. STRENGTH	TEAM	ADJ.	CONF.	ADJ CONF.
Average RPI Loss: 128	RECORD	PCT. RANK	GAMES	SCHEDULE	OF SCHEDULE	RPI	RPI	RPI	RPI
DIV. I ONLY	14- 9	104	9-1	258	310	143	143	32	32
DIV. I NON-CONF.	2- 8	295	0	95	52	217	217	31	31
TOTALS	RPI 1-25	RPI 26-50	W-L RECORDS	RPI 51-100	RPI 101-150	RPI 150+			
14- 9	0- 2	0- 1	OVERALL	0- 2	2- 0	12- 4			
8- 1	0- 1	0- 0	HOME	0- 0	1- 0	7- 0			
6- 8	0- 1	0- 1	AWAY	0- 2	1- 0	5- 4			
0- 0	0- 0	0- 0	NEUTRAL	0- 0	0- 0	0- 0			
2- 8	0- 2	0- 1	NON-CONFERENCE	0- 2	0- 0	2- 3			
1- 1	0- 1	0- 0	HOME	0- 0	0- 0	1- 0			
1- 7	0- 1	0- 1	AWAY	0- 2	0- 0	1- 3			
0- 0	0- 0	0- 0	NEUTRAL	0- 0	0- 0	0- 0			
12- 1	0- 0	0- 0	CONFERENCE	0- 0	2- 0	10- 1			
7- 0	0- 0	0- 0	HOME	0- 0	1- 0	6- 0			
5- 1	0- 0	0- 0	AWAY	0- 0	1- 0	4- 1			
0- 0	0- 0	0- 0	NEUTRAL	0- 0	0- 0	0- 0			

RPI 1-25				RPI 26-50				RPI 51-100				RPI 101+ Team's RPI: 143			
RPI	S	Opponent	Score	RPI	S	Opponent	Score	RPI	S	Opponent	Score	RPI	S	Opponent	Score
11	H	Mississippi St.	53 92	38	A	Bradley	69 78	90	A	Illinois St.	55 77	138	A	Texas Southern	72 61
18	A	Indiana	51 91					91	A	Miami (FL)	68 83	138	H	Texas Southern	81 79
												158	A	Tulane	46 82
												202	H	Louisiana	65 54
												224	A	Central Ark.	54 57
												238	A	Southeastern La.	59 63
												250	A	Southern U.	72 51
												250	H	Southern U.	60 57
												261	H	Alabama A&M	67 53
												282	A	Prairie View	52 62
												282	H	Prairie View	53 49
												328	H	Alabama St.	94 62
												329	A	Alcorn	83 67
												329	H	Alcorn	76 66
												337	A	Northwestern St.	66 49
												339	A	Ark.-Pine Bluff	56 44
												345	H	Grambling	61 46
												351	A	Mississippi Val.	90 61
LAST 10 Division I															
282	A	Prairie View	52 62	351	A	Mississippi Val.	90 61								
138	A	Texas Southern	72 61	345	H	Grambling	61 46								
250	H	Southern U.	60 57	282	H	Prairie View	53 49								
329	H	Alcorn	76 66	138	H	Texas Southern	81 79								
339	A	Ark.-Pine Bluff	56 44	250	A	Southern U.	72 51								

Non-Div I Games:

Jackson St.

■ Loss,
 ■ Non-Conf,
 ■ S Site,
 ■ Home
 ■ A Away
 N Neutral

Jacksonville

Through Games Of Feb. 18, 2020

Average RPI Win:	268	WON-LOST	WINNING	LAST 10	STRENGTH OF	OPP. STRENGTH	TEAM	ADJ.	CONF.	ADJ CONF.
Average RPI Loss:	100	RECORD	PCT. RANK	GAMES	SCHEDULE	OF SCHEDULE	RPI	RPI	RPI	RPI
DIV. I ONLY	13- 10	131	7-3	250	196	174	174	16	16	
DIV. I NON-CONF.	6- 5	151	0	270	267	200	200	14	14	
TOTALS	RPI 1-25	RPI 26-50	W-L RECORDS	RPI 51-100	RPI 101-150	RPI 150+				
13- 10	0- 1	0- 1	OVERALL	0- 2	1- 4	12- 2				
6- 5	0- 0	0- 1	HOME	0- 0	0- 3	6- 1				
7- 5	0- 1	0- 0	AWAY	0- 2	1- 1	6- 1				
0- 0	0- 0	0- 0	NEUTRAL	0- 0	0- 0	0- 0				
6- 5	0- 1	0- 0	NON-CONFERENCE	0- 2	0- 1	6- 1				
3- 2	0- 0	0- 0	HOME	0- 0	0- 1	3- 1				
3- 3	0- 1	0- 0	AWAY	0- 2	0- 0	3- 0				
0- 0	0- 0	0- 0	NEUTRAL	0- 0	0- 0	0- 0				
7- 5	0- 0	0- 1	CONFERENCE	0- 0	1- 3	6- 1				
3- 3	0- 0	0- 1	HOME	0- 0	0- 2	3- 0				
4- 2	0- 0	0- 0	AWAY	0- 0	1- 1	3- 1				
0- 0	0- 0	0- 0	NEUTRAL	0- 0	0- 0	0- 0				

RPI 1-25				RPI 26-50				RPI 51-100				RPI 101+ Team's RPI: 174			
RPI	S	Opponent	Score	RPI	S	Opponent	Score	RPI	S	Opponent	Score	RPI	S	Opponent	Score
25	A	Florida St.	41 75	29	H	FGCU	68 81	66	A	South Fla.	39 70	106	A	Liberty	76 85
								78	A	Colorado	44 66	106	H	Liberty	59 65
												111	H	Bethune-Cookman	52 53
												120	A	North Florida	69 60
												120	H	North Florida	64 70
												162	A	North Ala.	65 76
												162	H	North Ala.	67 56
												193	H	Norfolk St.	64 71
												213	H	Stetson	57 52
												215	A	Kennesaw St.	93 83
												273	A	Lipscomb	73 64
												274	A	Jacksonville St.	55 40
												277	H	Nicholls St.	72 55
												296	H	FIU	77 52
												322	A	Mercer	87 83
												330	H	USC Upstate	87 43
												332	A	NJIT	66 54
												332	H	NJIT	88 67
												343	A	Florida A&M	88 54
LAST 10 Division I															
120	A	North Florida	69 60	273	A	Lipscomb	73 64								
106	H	Liberty	59 65	215	A	Kennesaw St.	93 83								
332	A	NJIT	66 54	120	H	North Florida	64 70								
29	H	FGCU	68 81	213	H	Stetson	57 52								
162	H	North Ala.	67 56	332	H	NJIT	88 67								

Non-Div I Games: Thomas (GA) 94 36 Johnson (FL) 114 35

Jacksonville

Loss, Non-Conf, S Site, H Home A Away N Neutral

Jacksonville St.

Through Games Of Feb. 18, 2020

Average RPI Win:	256	WON-LOST	WINNING	LAST 10	STRENGTH OF	OPP. STRENGTH	TEAM	ADJ.	CONF.	ADJ CONF.
Average RPI Loss:	173	RECORD	PCT. RANK	GAMES	SCHEDULE	OF SCHEDULE	RPI	RPI	RPI	RPI
DIV. I ONLY	9- 14	242	5-5	283	243	274	274	20	20	
DIV. I NON-CONF.	2- 7	288	0	310	231	331	331	23	23	
TOTALS	RPI 1-25	RPI 26-50	W-L RECORDS	RPI 51-100	RPI 101-150	RPI 150+				
9- 14	0- 0	0- 1	OVERALL	1- 2	0- 3	8- 8				
6- 3	0- 0	0- 0	HOME	1- 0	0- 0	5- 3				
3- 9	0- 0	0- 1	AWAY	0- 2	0- 3	3- 3				
0- 2	0- 0	0- 0	NEUTRAL	0- 0	0- 0	0- 2				
2- 7	0- 0	0- 1	NON-CONFERENCE	0- 0	0- 2	2- 4				
2- 1	0- 0	0- 0	HOME	0- 0	0- 0	2- 1				
0- 4	0- 0	0- 1	AWAY	0- 0	0- 2	0- 1				
0- 2	0- 0	0- 0	NEUTRAL	0- 0	0- 0	0- 2				
7- 7	0- 0	0- 0	CONFERENCE	1- 2	0- 1	6- 4				
4- 2	0- 0	0- 0	HOME	1- 0	0- 0	3- 2				
3- 5	0- 0	0- 0	AWAY	0- 2	0- 1	3- 2				
0- 0	0- 0	0- 0	NEUTRAL	0- 0	0- 0	0- 0				

RPI S	Opponent	Score	RPI S	Opponent	Score	RPI S	Opponent	Score	RPI S	Opponent	Score	Team's RPI: 274
48	A Troy	64 94	60	A Belmont	49 61	101	A Vanderbilt	66 88				
			60	H Belmont	60 41	105	A Auburn	53 62				
			62	A UT Martin	72 86	123	A Southeast Mo. St.	52 79				
						174	H Jacksonville	40 55				
						175	H Austin Peay	57 63				
						186	N Northern Ky.	63 66				
						197	A Tennessee Tech	66 50				
						225	A Eastern Ill.	52 55				
						235	H Murray St.	68 51				
						265	A Eastern Ky.	43 33				
						265	H Eastern Ky.	68 54				
						271	A Morehead St.	48 67				
						271	H Morehead St.	55 69				
						273	H Lipscomb	65 63				
						289	N Oakland	55 61				
						328	A Alabama St.	63 68				
						334	A SIUE	53 44				
						336	H Tennessee St.	70 48				
						343	H Florida A&M	72 67				
LAST 10 Division I												
60	A Belmont	49 61	336	H Tennessee St.	70 48							
197	A Tennessee Tech	66 50	271	H Morehead St.	55 69							
62	A UT Martin	72 86	265	H Eastern Ky.	68 54							
123	A Southeast Mo. St.	52 79	334	A SIUE	53 44							
60	H Belmont	60 41	225	A Eastern Ill.	52 55							

Non-Div I Games: Clark Atlanta 75 46 Fort Valley St. 87 65

Jacksonville St.

Loss, Non-Conf, S Site, H Home A Away N Neutral

Average RPI Win:	186	WON-LOST	WINNING	LAST 10	STRENGTH OF	OPP. STRENGTH	TEAM	ADJ.	CONF.	ADJ CONF.
Average RPI Loss:	68	RECORD	PCT. RANK	GAMES	SCHEDULE	OF SCHEDULE	RPI	RPI	RPI	RPI
DIV. I ONLY	19- 4	24	8-2	161	98	42	42	14	14	
DIV. I NON-CONF.	9- 2	37	0	94	24	34	34	13	13	
TOTALS	RPI 1-25	RPI 26-50	W-L RECORDS	RPI 51-100	RPI 101-150	RPI 150+				
19- 4	0- 1	1- 1	OVERALL	2- 1	4- 0	12- 1				
12- 1	0- 1	0- 0	HOME	1- 0	4- 0	7- 0				
6- 3	0- 0	0- 1	AWAY	1- 1	0- 0	5- 1				
1- 0	0- 0	1- 0	NEUTRAL	0- 0	0- 0	0- 0				
9- 2	0- 1	1- 0	NON-CONFERENCE	2- 1	2- 0	4- 0				
5- 1	0- 1	0- 0	HOME	1- 0	2- 0	2- 0				
3- 1	0- 0	0- 0	AWAY	1- 1	0- 0	2- 0				
1- 0	0- 0	1- 0	NEUTRAL	0- 0	0- 0	0- 0				
10- 2	0- 0	0- 1	CONFERENCE	0- 0	2- 0	8- 1				
7- 0	0- 0	0- 0	HOME	0- 0	2- 0	5- 0				
3- 2	0- 0	0- 1	AWAY	0- 0	0- 0	3- 1				
0- 0	0- 0	0- 0	NEUTRAL	0- 0	0- 0	0- 0				

RPI 1-25				RPI 26-50				Team's RPI: 42				RPI 51-100				RPI 101+			
RPI	S	Opponent	Score	RPI	S	Opponent	Score	RPI	S	Opponent	Score	RPI	S	Opponent	Score	RPI	S	Opponent	Score
3	H	Maryland	68 70	43	N	UCF	46 43	51	A	Virginia	49 55	106	H	Liberty	76 53				
				49	A	Drexel	48 70	69	H	St. John's (NY)	76 73	126	H	Northeastern	67 54				
								99	A	Villanova	56 52	128	H	Robert Morris	59 32				
												131	H	William & Mary	84 70				
												153	A	George Washington	69 50				
												160	H	Elon	61 48				
												169	A	Towson	75 76				
												169	H	Towson	81 39				
												189	A	Delaware	60 39				
												247	A	Georgetown	66 59				
												253	A	Col. of Charleston	87 53				
												253	H	Col. of Charleston	81 50				
												269	A	UNCW	66 58				
												269	H	UNCW	76 52				
												270	H	Delaware St.	83 64				
												272	H	Longwood	93 53				
												320	H	Hofstra	92 50				
LAST 10 Division I																			
269	H	UNCW	76 52	126	H	Northeastern	67 54												
253	H	Col. of Charleston	81 50	320	H	Hofstra	92 50												
169	H	Towson	81 39	253	A	Col. of Charleston	87 53												
49	A	Drexel	48 70	269	A	UNCW	66 58												
189	A	Delaware	60 39	169	A	Towson	75 76												

Non-Div I Games:

James Madison

■ Loss,
 ■ Non-Conf, S Site,
 ■ Home
 ■ Away
 N Neutral

Kansas

Through Games Of Feb. 18, 2020

Average RPI Win:	202	WON-LOST	WINNING	LAST 10	STRENGTH OF	OPP. STRENGTH	TEAM	ADJ.	CONF.	ADJ CONF.
Average RPI Loss:	49	RECORD	PCT. RANK	GAMES	SCHEDULE	OF SCHEDULE	RPI	RPI	RPI	RPI
DIV. I ONLY	13- 11	156	2-8	70	67	114	114	3	3	
DIV. I NON-CONF.	11- 0	1	0	304	228	56	56	3	3	
TOTALS	RPI 1-25	RPI 26-50	W-L RECORDS	RPI 51-100	RPI 101-150	RPI 150+				
13- 11	0- 4	1- 3	OVERALL	1- 3	2- 1	9- 0				
10- 5	0- 2	1- 0	HOME	0- 3	2- 0	7- 0				
2- 6	0- 2	0- 3	AWAY	1- 0	0- 1	1- 0				
1- 0	0- 0	0- 0	NEUTRAL	0- 0	0- 0	1- 0				
11- 0	0- 0	0- 0	NON-CONFERENCE	1- 0	1- 0	9- 0				
8- 0	0- 0	0- 0	HOME	0- 0	1- 0	7- 0				
2- 0	0- 0	0- 0	AWAY	1- 0	0- 0	1- 0				
1- 0	0- 0	0- 0	NEUTRAL	0- 0	0- 0	1- 0				
2- 11	0- 4	1- 3	CONFERENCE	0- 3	1- 1	0- 0				
2- 5	0- 2	1- 0	HOME	0- 3	1- 0	0- 0				
0- 6	0- 2	0- 3	AWAY	0- 0	0- 1	0- 0				
0- 0	0- 0	0- 0	NEUTRAL	0- 0	0- 0	0- 0				

RPI	S	Opponent	Score	RPI	S	Opponent	Score	RPI	S	Opponent	Score	RPI	S	Opponent	Score	Team's RPI: 114
4	A	Baylor	44 97	41	A	Texas	77 85	55	H	West Virginia	49 68	134	H	Florida	76 66	
4	H	Baylor	47 90	41	H	Texas	82 67	58	H	Oklahoma	82 94	146	A	Texas Tech	72 89	
19	A	TCU	59 73	44	A	Iowa St.	67 89	93	A	Saint Louis	68 60	146	H	Texas Tech	67 50	
19	H	TCU	74 87	46	A	Oklahoma St.	49 67	100	H	Kansas St.	61 69	155	H	Saint Mary's (CA)	86 81	
												163	N	Wright St.	74 63	
												194	A	Fla. Atlantic	90 60	
												229	H	UMass Lowell	79 44	
												259	H	Texas St.	68 48	
												278	H	Indiana St.	84 72	
												280	H	Wofford	83 64	
												311	H	Omaha	63 48	
												342	H	UIC	91 50	
LAST 10 Division I																
41	H	Texas	82 67	100	H	Kansas St.	61 69									
146	A	Texas Tech	72 89	44	A	Iowa St.	67 89									
19	H	TCU	74 87	41	A	Texas	77 85									
4	A	Baylor	44 97	146	H	Texas Tech	67 50									
58	H	Oklahoma	82 94	4	H	Baylor	47 90									

Non-Div I Games:

Kansas

Loss, Non-Conf, S Site, H Home A Away N Neutral

Average RPI Win:	189	WON-LOST	WINNING	LAST 10	STRENGTH OF	OPP. STRENGTH	TEAM	ADJ.	CONF.	ADJ CONF.
Average RPI Loss:	57	RECORD	PCT. RANK	GAMES	SCHEDULE	OF SCHEDULE	RPI	RPI	RPI	RPI
DIV. I ONLY	12- 11	165	5-5	52	59	100	100	3	3	
DIV. I NON-CONF.	6- 5	151	0	199	190	188	188	3	3	
TOTALS	RPI 1-25	RPI 26-50	W-L RECORDS	RPI 51-100	RPI 101-150	RPI 150+				
12- 11	0- 3	0- 4	OVERALL	3- 2	3- 1	6- 1				
7- 5	0- 1	0- 2	HOME	1- 1	1- 1	5- 0				
5- 4	0- 2	0- 2	AWAY	2- 0	2- 0	1- 0				
0- 2	0- 0	0- 0	NEUTRAL	0- 1	0- 0	0- 1				
6- 5	0- 1	0- 1	NON-CONFERENCE	0- 1	0- 1	6- 1				
5- 1	0- 0	0- 0	HOME	0- 0	0- 1	5- 0				
1- 2	0- 1	0- 1	AWAY	0- 0	0- 0	1- 0				
0- 2	0- 0	0- 0	NEUTRAL	0- 1	0- 0	0- 1				
6- 6	0- 2	0- 3	CONFERENCE	3- 1	3- 0	0- 0				
2- 4	0- 1	0- 2	HOME	1- 1	1- 0	0- 0				
4- 2	0- 1	0- 1	AWAY	2- 0	2- 0	0- 0				
0- 0	0- 0	0- 0	NEUTRAL	0- 0	0- 0	0- 0				

RPI 1-25				RPI 26-50				RPI 51-100				RPI 101+			
RPI	S	Opponent	Score	RPI	S	Opponent	Score	RPI	S	Opponent	Score	RPI	S	Opponent	Score
1	A	Oregon	51 89	37	A	Arkansas	72 81	55	A	West Virginia	56 55	107	H	UT Arlington	53 57
4	H	Baylor	40 54	41	H	Texas	63 71	55	H	West Virginia	63 74	114	A	Kansas	69 61
19	A	TCU	61 65	44	A	Iowa St.	59 73	58	A	Oklahoma	87 85	146	A	Texas Tech	76 72
				46	H	Oklahoma St.	63 70	58	H	Oklahoma	92 74	146	H	Texas Tech	84 70
								91	N	Michigan St.	60 65	178	N	Memphis	68 72
												210	H	Oral Roberts	109 69
												222	A	UMKC	74 67
												286	H	Incarnate Word	85 41
												311	H	Omaha	73 48
												317	H	UTRGV	79 66
												342	H	UIC	84 40
LAST 10 Division I															
58	A	Oklahoma	87 85	114	A	Kansas	69 61								
55	A	West Virginia	56 55	58	H	Oklahoma	92 74								
4	H	Baylor	40 54	44	A	Iowa St.	59 73								
146	H	Texas Tech	84 70	41	H	Texas	63 71								
19	A	TCU	61 65	46	H	Oklahoma St.	63 70								

Non-Div I Games:

Kansas St.

■ Loss,
■ Non-Conf,
■ S Site,
■ H Home
■ A Away
N Neutral

Average RPI Win:	261	WON-LOST	WINNING	LAST 10	STRENGTH OF	OPP. STRENGTH	TEAM	ADJ.	CONF.	ADJ CONF.
Average RPI Loss:	123	RECORD	PCT. RANK	GAMES	SCHEDULE	OF SCHEDULE	RPI	RPI	RPI	RPI
DIV. I ONLY	10- 12	205	5-5	246	155	215	215	16	16	
DIV. I NON-CONF.	5- 5	164	0	279	238	201	201	14	14	
TOTALS	RPI 1-25	RPI 26-50	W-L RECORDS	RPI 51-100	RPI 101-150	RPI 150+				
10- 12	0- 0	0- 2	OVERALL	0- 2	0- 5	10- 3				
4- 5	0- 0	0- 1	HOME	0- 1	0- 1	4- 2				
5- 7	0- 0	0- 1	AWAY	0- 1	0- 4	5- 1				
1- 0	0- 0	0- 0	NEUTRAL	0- 0	0- 0	1- 0				
5- 5	0- 0	0- 0	NON-CONFERENCE	0- 2	0- 2	5- 1				
2- 1	0- 0	0- 0	HOME	0- 1	0- 0	2- 0				
2- 4	0- 0	0- 0	AWAY	0- 1	0- 2	2- 1				
1- 0	0- 0	0- 0	NEUTRAL	0- 0	0- 0	1- 0				
5- 7	0- 0	0- 2	CONFERENCE	0- 0	0- 3	5- 2				
2- 4	0- 0	0- 1	HOME	0- 0	0- 1	2- 2				
3- 3	0- 0	0- 1	AWAY	0- 0	0- 2	3- 0				
0- 0	0- 0	0- 0	NEUTRAL	0- 0	0- 0	0- 0				

RPI 1-25			RPI 26-50			RPI 51-100			RPI 101+			Team's RPI: 215
RPI	S	Opponent	Score	RPI	S	Opponent	Score	RPI	S	Opponent	Score	
29	A	FGCU	63 80	29	H	FGCU	64 89	74	H	Georgia Tech	47 63	106 A Liberty 66 76
29	H	FGCU	64 89					83	A	Georgia	65 80	115 A Campbell 51 63
												120 A North Florida 33 57
												120 H North Florida 55 64
												121 A Duquesne 72 75
												162 H North Ala. 59 56
												164 H Samford 60 55
												174 H Jacksonville 83 93
												213 A Stetson 70 67
												213 H Stetson 61 67
												269 A UNCW 58 56
												273 A Lipscomb 74 66
												273 H Lipscomb 88 60
												294 A Navy 62 82
												297 N UMBC 59 44
												301 A Ga. Southern 95 69
												322 H Mercer 92 64
												332 A NJIT 77 64
LAST 10 Division I												
29	H	FGCU	64 89	162	H	North Ala.	59 56					
213	A	Stetson	70 67	174	H	Jacksonville	83 93					
273	H	Lipscomb	88 60	29	A	FGCU	63 80					
106	A	Liberty	66 76	332	A	NJIT	77 64					
120	A	North Florida	33 57	273	A	Lipscomb	74 66					

Non-Div I Games: Middle Ga. St. 88 49 Shorter 94 55

Kennesaw St.

Loss, Non-Conf, S Site, H Home A Away N Neutral

Average RPI Win:	199	WON-LOST	WINNING	LAST 10	STRENGTH OF	OPP. STRENGTH	TEAM	ADJ.	CONF.	ADJ CONF.
Average RPI Loss:	78	RECORD	PCT. RANK	GAMES	SCHEDULE	OF SCHEDULE	RPI	RPI	RPI	RPI
DIV. I ONLY	13- 9	119	7-3	109	111	104	104	10	10	
DIV. I NON-CONF.	6- 4	123	0	118	123	103	103	10	10	
TOTALS	RPI 1-25	RPI 26-50	W-L RECORDS	RPI 51-100	RPI 101-150	RPI 150+				
13- 9	0- 1	0- 4	OVERALL	1- 1	3- 1	9- 2				
6- 3	0- 1	0- 0	HOME	1- 0	2- 1	3- 1				
5- 4	0- 0	0- 2	AWAY	0- 1	1- 0	4- 1				
2- 2	0- 0	0- 2	NEUTRAL	0- 0	0- 0	2- 0				
6- 4	0- 1	0- 3	NON-CONFERENCE	0- 0	2- 0	4- 0				
2- 1	0- 1	0- 0	HOME	0- 0	1- 0	1- 0				
2- 1	0- 0	0- 1	AWAY	0- 0	1- 0	1- 0				
2- 2	0- 0	0- 2	NEUTRAL	0- 0	0- 0	2- 0				
7- 5	0- 0	0- 1	CONFERENCE	1- 1	1- 1	5- 2				
4- 2	0- 0	0- 0	HOME	1- 0	1- 1	2- 1				
3- 3	0- 0	0- 1	AWAY	0- 1	0- 0	3- 1				
0- 0	0- 0	0- 0	NEUTRAL	0- 0	0- 0	0- 0				

RPI 1-25				RPI 26-50				RPI 51-100				RPI 101+ Team's RPI: 104			
RPI	S	Opponent	Score	RPI	S	Opponent	Score	RPI	S	Opponent	Score	RPI	S	Opponent	Score
22	H	Ohio St.	65 75	34	A	Purdue	64 77	57	A	Ball St.	62 66	121	A	Duquesne	77 75
				35	N	Michigan	53 88	57	H	Ball St.	69 68	128	H	Robert Morris	82 81
				45	A	Ohio	57 63					133	H	Buffalo	44 57
				48	N	Troy	64 71					150	H	Western Mich.	75 63
												156	A	Toledo	60 69
												156	H	Toledo	87 68
												173	H	Eastern Mich.	69 74
												179	A	Northern Ill.	79 71
												187	A	Miami (OH)	78 75
												192	A	Akron	60 55
												232	A	Youngstown St.	82 73
												255	H	Bowling Green	61 47
												293	H	St. Bonaventure	81 58
												301	N	Ga. Southern	62 48
												331	N	Purdue Fort Wayne	75 67
LAST 10 Division I															
				156	H	Toledo	87 68	57	H	Ball St.	69 68				
				192	A	Akron	60 55	133	H	Buffalo	44 57				
				45	A	Ohio	57 63	187	A	Miami (OH)	78 75				
				255	H	Bowling Green	61 47	179	A	Northern Ill.	79 71				
				156	A	Toledo	60 69	150	H	Western Mich.	75 63				

Non-Div I Games: Hiram

92 36

Kent St.

Loss,
Non-Conf,
S Site,
H Home
A Away
N Neutral

Kentucky

Through Games Of Feb. 18, 2020

Average RPI Win:	133	WON-LOST	WINNING	LAST 10	STRENGTH OF	OPP. STRENGTH	TEAM	ADJ.	CONF.	ADJ CONF.
Average RPI Loss:	41	RECORD	PCT. RANK	GAMES	SCHEDULE	OF SCHEDULE	RPI	RPI	RPI	RPI
DIV. I ONLY	19- 5	34	7-3	38	41	23	23	4	4	
DIV. I NON-CONF.	11- 1	13	0	151	89	44	44	5	5	
TOTALS	RPI 1-25	RPI 26-50	W-L RECORDS	RPI 51-100	RPI 101-150	RPI 150+				
19- 5	2- 2	0- 2	OVERALL	6- 0	4- 1	7- 0				
13- 2	2- 1	0- 0	HOME	3- 0	1- 1	7- 0				
6- 3	0- 1	0- 2	AWAY	3- 0	3- 0	0- 0				
0- 0	0- 0	0- 0	NEUTRAL	0- 0	0- 0	0- 0				
11- 1	0- 1	0- 0	NON-CONFERENCE	3- 0	1- 0	7- 0				
8- 1	0- 1	0- 0	HOME	1- 0	0- 0	7- 0				
3- 0	0- 0	0- 0	AWAY	2- 0	1- 0	0- 0				
0- 0	0- 0	0- 0	NEUTRAL	0- 0	0- 0	0- 0				
8- 4	2- 1	0- 2	CONFERENCE	3- 0	3- 1	0- 0				
5- 1	2- 0	0- 0	HOME	2- 0	1- 1	0- 0				
3- 3	0- 1	0- 2	AWAY	1- 0	2- 0	0- 0				
0- 0	0- 0	0- 0	NEUTRAL	0- 0	0- 0	0- 0				

RPI	S	Opponent	Score	RPI	S	Opponent	Score	RPI	S	Opponent	Score	RPI	S	Opponent	Score
2	A	South Carolina	72 99	26	A	LSU	59 65	51	A	Virginia	50 47	105	H	Auburn	68 61
6	H	Louisville	66 67	37	A	Arkansas	85 103	52	A	Middle Tenn.	67 52	134	A	Florida	65 45
11	H	Mississippi St.	73 62					56	H	Tennessee	80 76	134	H	Florida	62 70
14	H	Texas A&M	76 54					65	H	Charlotte	86 39	135	A	California	63 61
								79	A	Alabama	81 71	140	A	Missouri	62 47
								79	H	Alabama	66 62	164	H	Samford	79 49
												167	H	Mt. St. Mary's	67 44
												175	H	Austin Peay	81 52
												213	H	Stetson	67 48
												262	H	Winthrop	91 36
												271	H	Morehead St.	79 54
												345	H	Grambling	81 35
LAST 10 Division I															
11	H	Mississippi St.	73 62	105	H	Auburn	68 61								
37	A	Arkansas	85 103	26	A	LSU	59 65								
79	H	Alabama	66 62	14	H	Texas A&M	76 54								
134	H	Florida	62 70	134	A	Florida	65 45								
140	A	Missouri	62 47	79	A	Alabama	81 71								

Non-Div I Games:

Kentucky

■ Loss,
 ■ Non-Conf, S Site,
 ■ Home
 ■ Away
 N Neutral

Average RPI Win:	289	WON-LOST	WINNING	LAST 10	STRENGTH OF	OPP. STRENGTH	TEAM	ADJ.	CONF.	ADJ CONF.
Average RPI Loss:	232	RECORD	PCT. RANK	GAMES	SCHEDULE	OF SCHEDULE	RPI	RPI	RPI	RPI
DIV. I ONLY	6- 18	306	4-6	297	349	338	338	30	30	
DIV. I NON-CONF.	1- 10	329	0	267	349	343	343	30	30	
TOTALS	RPI 1-25	RPI 26-50	W-L RECORDS	RPI 51-100	RPI 101-150	RPI 150+				
6- 18	0- 0	0- 0	OVERALL	0- 1	0- 1	6- 16				
5- 10	0- 0	0- 0	HOME	0- 1	0- 1	5- 8				
1- 8	0- 0	0- 0	AWAY	0- 0	0- 0	1- 8				
0- 0	0- 0	0- 0	NEUTRAL	0- 0	0- 0	0- 0				
1- 10	0- 0	0- 0	NON-CONFERENCE	0- 1	0- 0	1- 9				
1- 6	0- 0	0- 0	HOME	0- 1	0- 0	1- 5				
0- 4	0- 0	0- 0	AWAY	0- 0	0- 0	0- 4				
0- 0	0- 0	0- 0	NEUTRAL	0- 0	0- 0	0- 0				
5- 8	0- 0	0- 0	CONFERENCE	0- 0	0- 1	5- 7				
4- 4	0- 0	0- 0	HOME	0- 0	0- 1	4- 3				
1- 4	0- 0	0- 0	AWAY	0- 0	0- 0	1- 4				
0- 0	0- 0	0- 0	NEUTRAL	0- 0	0- 0	0- 0				

RPI 1-25				RPI 26-50				RPI 51-100				RPI 101+ Team's RPI: 338			
RPI	S	Opponent	Score	RPI	S	Opponent	Score	RPI	S	Opponent	Score	RPI	S	Opponent	Score
								63	H	Stony Brook	49 80	128	H	Robert Morris	59 70
												167	A	Mt. St. Mary's	57 75
												167	H	Mt. St. Mary's	57 77
												170	A	Rhode Island	56 79
												183	A	Merrimack	68 60
												183	H	Merrimack	63 66
												185	A	Lafayette	60 65
												201	H	Cleveland St.	49 79
												229	A	UMass Lowell	56 65
												244	H	Fairfield	51 53
												256	H	Saint Francis (PA)	71 53
												287	A	Wagner	61 63
												295	H	Vermont	62 73
												300	A	Army West Point	60 67
												305	A	St. Francis Brooklyn	63 88
												305	H	St. Francis Brooklyn	54 71
												310	H	Sacred Heart	66 63
												312	H	N.C. Central	59 61
												315	A	Bryant	53 57
												319	H	Fairleigh Dickinson	68 63
												320	H	Hofstra	85 46
												326	H	Saint Peter's	74 89
												347	H	Central Conn. St.	63 61
LAST 10 Division I															
				310	H	Sacred Heart	66 63					256	H	Saint Francis (PA)	71 53
				305	H	St. Francis Brooklyn	54 71					128	H	Robert Morris	59 70
				167	H	Mt. St. Mary's	57 77					287	A	Wagner	61 63
				183	H	Merrimack	63 66					315	A	Bryant	53 57
				183	A	Merrimack	68 60					347	H	Central Conn. St.	63 61

Non-Div I Games:

LIU Brooklyn

■ Loss,
 ■ Non-Conf,
 S Site,
 ■ Home
 ■ Away
 N Neutral

Average RPI Win:	213	WON-LOST	WINNING	LAST 10	STRENGTH OF	OPP. STRENGTH	TEAM	ADJ.	CONF.	ADJ CONF.
Average RPI Loss:	154	RECORD	PCT. RANK	GAMES	SCHEDULE	OF SCHEDULE	RPI	RPI	RPI	RPI
DIV. I ONLY	6- 20	313	3-7	193	129	291	291	11	11	
DIV. I NON-CONF.	3- 9	279	0	212	227	278	278	11	11	
TOTALS	RPI 1-25	RPI 26-50	W-L RECORDS	RPI 51-100	RPI 101-150	RPI 150+				
6- 20	0- 2	0- 0	OVERALL	0- 3	0- 5	6- 10				
3- 9	0- 0	0- 0	HOME	0- 2	0- 2	3- 5				
3- 9	0- 2	0- 0	AWAY	0- 0	0- 2	3- 5				
0- 2	0- 0	0- 0	NEUTRAL	0- 1	0- 1	0- 0				
3- 9	0- 1	0- 0	NON-CONFERENCE	0- 2	0- 1	3- 5				
1- 4	0- 0	0- 0	HOME	0- 1	0- 0	1- 3				
2- 3	0- 1	0- 0	AWAY	0- 0	0- 0	2- 2				
0- 2	0- 0	0- 0	NEUTRAL	0- 1	0- 1	0- 0				
3- 11	0- 1	0- 0	CONFERENCE	0- 1	0- 4	3- 5				
2- 5	0- 0	0- 0	HOME	0- 1	0- 2	2- 2				
1- 6	0- 1	0- 0	AWAY	0- 0	0- 2	1- 3				
0- 0	0- 0	0- 0	NEUTRAL	0- 0	0- 0	0- 0				

RPI	S	Opponent	Score	RPI	S	Opponent	Score	RPI	S	Opponent	Score	RPI	S	Opponent	Score	Team's RPI: 291
8	A	UCLA	52 74					54	H	Yale	65 81	109	H	San Diego	59 67	
13	A	Gonzaga	52 78					57	N	Ball St.	72 77	117	A	Pacific	67 76	
								66	H	BYU	44 59	117	H	Pacific	70 87	
												141	N	Providence	45 48	
												144	A	Portland	49 74	
												155	A	Saint Mary's (CA)	70 86	
												155	H	Saint Mary's (CA)	61 70	
												177	H	Hawaii	65 51	
												190	A	Pepperdine	84 77	
												190	H	Pepperdine	66 77	
												200	A	New Mexico	73 72	
												203	A	Santa Clara	60 76	
												203	H	Santa Clara	75 59	
												230	H	Cal St. Fullerton	74 79	
												234	A	San Francisco	68 70	
												234	H	San Francisco	76 69	
												242	A	Tulsa	56 75	
												247	H	Georgetown	53 64	
												276	A	Long Beach St.	70 57	
												298	H	CSUN	54 56	
												304	A	UC Irvine	65 80	
LAST 10 Division I																
190	H	Pepperdine	66 77	13	A	Gonzaga	52 78									
234	A	San Francisco	68 70	144	A	Portland	49 74									
203	A	Santa Clara	60 76	190	A	Pepperdine	84 77									
117	H	Pacific	70 87	203	H	Santa Clara	75 59									
155	H	Saint Mary's (CA)	61 70	234	H	San Francisco	76 69									

Non-Div I Games: Cal St. San B'dino 94 46

LMU (CA)

■ Loss,
 ■ Non-Conf, S Site,
 ■ Home
 ■ Away
 N Neutral

Average RPI Win:	137	WON-LOST	WINNING	LAST 10	STRENGTH OF	OPP. STRENGTH	TEAM	ADJ.	CONF.	ADJ CONF.
Average RPI Loss:	66	RECORD	PCT. RANK	GAMES	SCHEDULE	OF SCHEDULE	RPI	RPI	RPI	RPI
DIV. I ONLY	18- 6	40	7-3	60	33	26	26	4	4	
DIV. I NON-CONF.	10- 2	29	0	117	101	45	45	5	5	
TOTALS	RPI 1-25	RPI 26-50	W-L RECORDS	RPI 51-100	RPI 101-150	RPI 150+				
18- 6	3- 2	2- 0	OVERALL	3- 2	2- 2	8- 0				
11- 1	2- 1	1- 0	HOME	2- 0	1- 0	5- 0				
5- 5	1- 1	1- 0	AWAY	0- 2	1- 2	2- 0				
2- 0	0- 0	0- 0	NEUTRAL	1- 0	0- 0	1- 0				
10- 2	0- 1	2- 0	NON-CONFERENCE	1- 1	0- 0	7- 0				
5- 1	0- 1	1- 0	HOME	0- 0	0- 0	4- 0				
3- 1	0- 0	1- 0	AWAY	0- 1	0- 0	2- 0				
2- 0	0- 0	0- 0	NEUTRAL	1- 0	0- 0	1- 0				
8- 4	3- 1	0- 0	CONFERENCE	2- 1	2- 2	1- 0				
6- 0	2- 0	0- 0	HOME	2- 0	1- 0	1- 0				
2- 4	1- 1	0- 0	AWAY	0- 1	1- 2	0- 0				
0- 0	0- 0	0- 0	NEUTRAL	0- 0	0- 0	0- 0				

RPI S	Opponent	Score	RPI S	Opponent	Score	RPI S	Opponent	Score	RPI S	Opponent	Score
11	A Mississippi St.	60 64	29	A FGCU	74 63	56	A Tennessee	58 63	105	A Auburn	60 65
14	A Texas A&M	57 54	47	H Rutgers	64 58	56	H Tennessee	75 65	134	A Florida	77 68
14	H Texas A&M	59 58				58	A Oklahoma	68 90	140	A Missouri	65 69
23	H Kentucky	65 59				79	H Alabama	71 60	140	H Missouri	66 58
25	H Florida St.	62 70				91	N Michigan St.	58 56	152	H New Orleans	83 49
									158	A Tulane	59 54
									178	N Memphis	89 58
									211	A Little Rock	65 50
									238	H Southeastern La.	62 52
									277	H Nicholls St.	63 32
									281	H Ole Miss	52 44
									343	H Florida A&M	73 45
LAST 10 Division I											
105	A Auburn	60 65	56	A Tennessee	58 63						
56	H Tennessee	75 65	23	H Kentucky	65 59						
140	H Missouri	66 58	11	A Mississippi St.	60 64						
14	H Texas A&M	59 58	281	H Ole Miss	52 44						
134	A Florida	77 68	14	A Texas A&M	57 54						

Non-Div I Games:

LSU

■ Loss,
 ■ Non-Conf,
 ■ S Site,
 ■ Home
 ■ Away
 N Neutral

Average RPI Win:	227	WON-LOST	WINNING	LAST 10	STRENGTH OF	OPP. STRENGTH	TEAM	ADJ.	CONF.	ADJ CONF.
Average RPI Loss:	111	RECORD	PCT. RANK	GAMES	SCHEDULE	OF SCHEDULE	RPI	RPI	RPI	RPI
DIV. I ONLY	11- 14	210	5-5	134	149	182	182	12	12	
DIV. I NON-CONF.	6- 7	182	0	103	265	155	155	12	12	
TOTALS	RPI 1-25	RPI 26-50	W-L RECORDS	RPI 51-100	RPI 101-150	RPI 150+				
11- 14	0- 0	0- 2	OVERALL	1- 6	0- 5	10- 1				
5- 7	0- 0	0- 1	HOME	1- 4	0- 2	4- 0				
5- 7	0- 0	0- 1	AWAY	0- 2	0- 3	5- 1				
1- 0	0- 0	0- 0	NEUTRAL	0- 0	0- 0	1- 0				
6- 7	0- 0	0- 1	NON-CONFERENCE	1- 4	0- 1	5- 1				
2- 4	0- 0	0- 0	HOME	1- 3	0- 1	1- 0				
3- 3	0- 0	0- 1	AWAY	0- 1	0- 0	3- 1				
1- 0	0- 0	0- 0	NEUTRAL	0- 0	0- 0	1- 0				
5- 7	0- 0	0- 1	CONFERENCE	0- 2	0- 4	5- 0				
3- 3	0- 0	0- 1	HOME	0- 1	0- 1	3- 0				
2- 4	0- 0	0- 0	AWAY	0- 1	0- 3	2- 0				
0- 0	0- 0	0- 0	NEUTRAL	0- 0	0- 0	0- 0				

RPI S	Opponent	Score	RPI S	Opponent	Score	RPI S	Opponent	Score	RPI S	Opponent	Score	Team's RPI: 182
49	A Drexel	31 69	50	H Dayton	58 98	61	H Penn	49 65	121	A Duquesne	56 82	
						76	H Temple	69 72	124	A Richmond	61 63	
						88	A Fordham	45 62	124	H Richmond	61 67	
						93	H Saint Louis	61 77	128	H Robert Morris	68 71	
						96	A Rider	43 70	149	A Massachusetts	62 76	
						96	H Harvard	75 69	153	A George Washington	61 54	
						99	H Villanova	69 77	193	A Norfolk St.	55 52	
									206	A Penn St.	69 67	
									228	A Saint Joseph's	59 53	
									228	H Saint Joseph's	67 59	
									231	H George Mason	77 65	
									248	A Howard	78 62	
									293	H St. Bonaventure	67 61	
									294	A Navy	46 61	
									297	N UMBC	74 58	
									327	H Coppin St.	79 46	
LAST 10 Division I												
228	A Saint Joseph's	59 53	228	H Saint Joseph's	67 59							
153	A George Washington	61 54	124	A Richmond	61 63							
124	H Richmond	61 67	293	H St. Bonaventure	67 61							
88	A Fordham	45 62	149	A Massachusetts	62 76							
231	H George Mason	77 65	121	A Duquesne	56 82							

Non-Div I Games:

La Salle

■ Loss,
■ Non-Conf,
■ S Site,
■ H Home
■ A Away
N Neutral

Average RPI Win:	316	WON-LOST	WINNING	LAST 10	STRENGTH OF	OPP. STRENGTH	TEAM	ADJ.	CONF.	ADJ CONF.
Average RPI Loss:	230	RECORD	PCT. RANK	GAMES	SCHEDULE	OF SCHEDULE	RPI	RPI	RPI	RPI
DIV. I ONLY	3- 21	333	1-9	344	312	350	350	21	21	
DIV. I NON-CONF.	2- 9	304	0	348	342	351	351	19	19	
TOTALS	RPI 1-25	RPI 26-50	W-L RECORDS	RPI 51-100	RPI 101-150	RPI 150+				
3- 21	0- 0	0- 2	OVERALL	0- 0	0- 2	3- 17				
2- 9	0- 0	0- 1	HOME	0- 0	0- 0	2- 8				
1- 12	0- 0	0- 1	AWAY	0- 0	0- 2	1- 9				
0- 0	0- 0	0- 0	NEUTRAL	0- 0	0- 0	0- 0				
2- 9	0- 0	0- 0	NON-CONFERENCE	0- 0	0- 1	2- 8				
2- 3	0- 0	0- 0	HOME	0- 0	0- 0	2- 3				
0- 6	0- 0	0- 0	AWAY	0- 0	0- 1	0- 5				
0- 0	0- 0	0- 0	NEUTRAL	0- 0	0- 0	0- 0				
1- 12	0- 0	0- 2	CONFERENCE	0- 0	0- 1	1- 9				
0- 6	0- 0	0- 1	HOME	0- 0	0- 0	0- 5				
1- 6	0- 0	0- 1	AWAY	0- 0	0- 1	1- 4				
0- 0	0- 0	0- 0	NEUTRAL	0- 0	0- 0	0- 0				

RPI S	Opponent	Score	RPI S	Opponent	Score	RPI S	Opponent	Score	RPI S	Opponent	Score	Team's RPI: 350
48	A Troy	65 77	48	H Troy	65 72				107	A UT Arlington	34 72	
									146	A Texas Tech	38 83	
									197	A Tennessee Tech	68 75	
									202	A Louisiana	55 68	
									209	H Southern Miss.	42 57	
									211	H Little Rock	50 70	
									236	A South Alabama	63 72	
									236	H South Alabama	39 73	
									238	H Southeastern La.	52 65	
									251	A North Texas	51 63	
									259	A Texas St.	58 55	
									260	H Arkansas St.	53 54	
									277	A Nicholls St.	59 74	
									281	A Ole Miss	42 66	
									301	A Ga. Southern	47 64	
									301	H Ga. Southern	66 72	
									309	A Georgia St.	52 68	
									309	H Georgia St.	43 52	
									318	H Houston Baptist	65 72	
									337	H Northwestern St.	63 54	
									341	A McNeese	69 72	
									351	H Mississippi Val.	74 66	
LAST 10 Division I												
309	H Georgia St.	43 52	202	A Louisiana	55 68							
301	H Ga. Southern	66 72	211	H Little Rock	50 70							
236	H South Alabama	39 73	107	A UT Arlington	34 72							
48	A Troy	65 77	259	A Texas St.	58 55							
260	H Arkansas St.	53 54	236	A South Alabama	63 72							

Non-Div I Games:

La.-Monroe

■ Loss,
 ■ Non-Conf,
 ■ S Site,
 ■ H Home
 ■ A Away
 N Neutral

Average RPI Win:	241	WON-LOST	WINNING	LAST 10	STRENGTH OF	OPP. STRENGTH	TEAM	ADJ.	CONF.	ADJ CONF.
Average RPI Loss:	139	RECORD	PCT. RANK	GAMES	SCHEDULE	OF SCHEDULE	RPI	RPI	RPI	RPI
DIV. I ONLY	12- 11	165	7-3	189	240	185	185	15	15	
DIV. I NON-CONF.	4- 6	212	0	273	320	271	271	16	16	
TOTALS	RPI 1-25	RPI 26-50	W-L RECORDS	RPI 51-100	RPI 101-150	RPI 150+				
12- 11	0- 0	0- 0	OVERALL	0- 3	3- 5	9- 3				
9- 3	0- 0	0- 0	HOME	0- 0	3- 2	6- 1				
3- 8	0- 0	0- 0	AWAY	0- 3	0- 3	3- 2				
0- 0	0- 0	0- 0	NEUTRAL	0- 0	0- 0	0- 0				
4- 6	0- 0	0- 0	NON-CONFERENCE	0- 2	0- 1	4- 3				
3- 2	0- 0	0- 0	HOME	0- 0	0- 1	3- 1				
1- 4	0- 0	0- 0	AWAY	0- 2	0- 0	1- 2				
0- 0	0- 0	0- 0	NEUTRAL	0- 0	0- 0	0- 0				
8- 5	0- 0	0- 0	CONFERENCE	0- 1	3- 4	5- 0				
6- 1	0- 0	0- 0	HOME	0- 0	3- 1	3- 0				
2- 4	0- 0	0- 0	AWAY	0- 1	0- 3	2- 0				
0- 0	0- 0	0- 0	NEUTRAL	0- 0	0- 0	0- 0				

RPI 1-25				RPI 26-50				RPI 51-100				RPI 101+				Team's RPI: 185	
RPI	S	Opponent	Score	RPI	S	Opponent	Score	RPI	S	Opponent	Score	RPI	S	Opponent	Score		
								69	A	St. John's (NY)	44	76	103	A	Colgate	52	73
								69	A	Seton Hall	50	74	103	H	Colgate	55	39
								73	A	Bucknell	36	50	113	A	Holy Cross	56	57
													113	H	Holy Cross	49	57
													121	H	Duquesne	65	73
													129	A	Lehigh	66	73
													129	H	Lehigh	61	53
													132	H	Boston U.	59	57
													168	A	Binghamton	64	74
													204	A	American	67	52
													219	H	Manhattan	60	53
													243	H	Loyola Maryland	55	52
													279	A	Monmouth	44	52
													294	H	Navy	79	52
													297	H	UMBC	58	65
													300	A	Army West Point	57	52
													300	H	Army West Point	67	58
													314	A	Albany (NY)	54	47
													319	H	Fairleigh Dickinson	61	29
													338	H	LIU Brooklyn	65	60
LAST 10 Division I																	
				113	H	Holy Cross	49	57	129	H	Lehigh	61	53				
				300	H	Army West Point	67	58	300	A	Army West Point	57	52				
				129	A	Lehigh	66	73	294	H	Navy	79	52				
				204	A	American	67	52	103	A	Colgate	52	73				
				103	H	Colgate	55	39	243	H	Loyola Maryland	55	52				

Non-Div I Games:

Lafayette

Average RPI Win:	270	WON-LOST	WINNING	LAST 10	STRENGTH OF	OPP. STRENGTH	TEAM	ADJ.	CONF.	ADJ CONF.
Average RPI Loss:	162	RECORD	PCT. RANK	GAMES	SCHEDULE	OF SCHEDULE	RPI	RPI	RPI	RPI
DIV. I ONLY	7- 15	280	2-8	203	252	268	268	23	23	
DIV. I NON-CONF.	2- 5	259	0	31	88	159	159	24	24	
TOTALS	RPI 1-25	RPI 26-50	W-L RECORDS	RPI 51-100	RPI 101-150	RPI 150+				
7- 15	0- 2	0- 1	OVERALL	0- 2	1- 2	6- 8				
3- 6	0- 0	0- 0	HOME	0- 1	0- 1	3- 4				
3- 9	0- 2	0- 1	AWAY	0- 1	0- 1	3- 4				
1- 0	0- 0	0- 0	NEUTRAL	0- 0	1- 0	0- 0				
2- 5	0- 2	0- 1	NON-CONFERENCE	0- 0	1- 0	1- 2				
1- 1	0- 0	0- 0	HOME	0- 0	0- 0	1- 1				
0- 4	0- 2	0- 1	AWAY	0- 0	0- 0	0- 1				
1- 0	0- 0	0- 0	NEUTRAL	0- 0	1- 0	0- 0				
5- 10	0- 0	0- 0	CONFERENCE	0- 2	0- 2	5- 6				
2- 5	0- 0	0- 0	HOME	0- 1	0- 1	2- 3				
3- 5	0- 0	0- 0	AWAY	0- 1	0- 1	3- 3				
0- 0	0- 0	0- 0	NEUTRAL	0- 0	0- 0	0- 0				

RPI 1-25				RPI 26-50				RPI 51-100				RPI 101+ Team's RPI: 268			
RPI	S	Opponent	Score	RPI	S	Opponent	Score	RPI	S	Opponent	Score	RPI	S	Opponent	Score
4	A	Baylor	28 90	46	A	Oklahoma St.	53 74	89	H	SFA	53 54	119	N	Idaho	47 44
21	A	NC State	40 81					95	A	A&M-Corpus Christi	39 49	125	A	Abilene Christian	72 78
												125	H	Abilene Christian	49 75
												151	A	Sam Houston St.	47 68
												152	H	New Orleans	57 62
												202	H	Louisiana	63 74
												224	A	Central Ark.	29 53
												238	A	Southeastern La.	65 57
												258	H	Denver	71 59
												277	A	Nicholls St.	84 78
												277	H	Nicholls St.	60 62
												286	H	Incarinate Word	48 67
												313	A	Cal Poly	56 57
												318	A	Houston Baptist	59 72
												318	H	Houston Baptist	60 53
												337	H	Northwestern St.	61 58
												341	A	McNeese	87 69
LAST 10 Division I															
318	A	Houston Baptist	59 72	89	H	SFA	53 54								
277	H	Nicholls St.	60 62	286	H	Incarinate Word	48 67								
125	H	Abilene Christian	49 75	95	A	A&M-Corpus Christi	39 49								
224	A	Central Ark.	29 53	151	A	Sam Houston St.	47 68								
341	A	McNeese	87 69	318	H	Houston Baptist	60 53								

Non-Div I Games: Howard Payne 96 36 LeTourneau 90 38

Lamar University

Loss, Non-Conf, S Site, H Home A Away N Neutral

Average RPI Win: 231	WON-LOST	WINNING	LAST 10	STRENGTH OF	OPP. STRENGTH	TEAM	ADJ.	CONF.	ADJ CONF.
Average RPI Loss: 113	RECORD	PCT. RANK	GAMES	SCHEDULE	OF SCHEDULE	RPI	RPI	RPI	RPI
DIV. I ONLY	15- 8	76	5-5	224	184	129	129	15	15
DIV. I NON-CONF.	7- 3	80	0	139	261	73	73	16	16
TOTALS	RPI 1-25	RPI 26-50	W-L RECORDS	RPI 51-100	RPI 101-150	RPI 150+			
15- 8	0- 0	0- 0	OVERALL	1- 4	1- 2	13- 2			
7- 3	0- 0	0- 0	HOME	1- 1	1- 1	5- 1			
8- 3	0- 0	0- 0	AWAY	0- 1	0- 1	8- 1			
0- 2	0- 0	0- 0	NEUTRAL	0- 2	0- 0	0- 0			
7- 3	0- 0	0- 0	NON-CONFERENCE	1- 3	0- 0	6- 0			
3- 0	0- 0	0- 0	HOME	1- 0	0- 0	2- 0			
4- 1	0- 0	0- 0	AWAY	0- 1	0- 0	4- 0			
0- 2	0- 0	0- 0	NEUTRAL	0- 2	0- 0	0- 0			
8- 5	0- 0	0- 0	CONFERENCE	0- 1	1- 2	7- 2			
4- 3	0- 0	0- 0	HOME	0- 1	1- 1	3- 1			
4- 2	0- 0	0- 0	AWAY	0- 0	0- 1	4- 1			
0- 0	0- 0	0- 0	NEUTRAL	0- 0	0- 0	0- 0			

RPI 1-25			RPI 26-50			RPI 51-100			RPI 101+			Team's RPI: 129
RPI	S	Opponent	Score	RPI	S	Opponent	Score	RPI	S	Opponent	Score	
						57 N	Ball St.	52		113 A	Holy Cross	62
						69 H	Seton Hall	75		113 H	Holy Cross	57
						71 A	Minnesota	49		132 H	Boston U.	51
						73 H	Bucknell	50		153 H	George Washington	59
						88 N	Fordham	57		167 A	Mt. St. Mary's	66
										183 A	Merrimack	72
										185 A	Lafayette	53
										185 H	Lafayette	73
										204 A	American	64
										204 H	American	56
										243 A	Loyola Maryland	55
										270 A	Delaware St.	68
										294 A	Navy	60
										294 H	Navy	70
										300 A	Army West Point	94
										300 H	Army West Point	89
										326 A	Saint Peter's	80
										347 H	Central Conn. St.	70
LAST 10 Division I												
300	H	Army West Point	89	72	185	A	Lafayette	53		61		
113	A	Holy Cross	62		113	H	Holy Cross	57		74		
185	H	Lafayette	73	66	73	H	Bucknell	50		71		
300	A	Army West Point	94	65	294	A	Navy	60		53		
204	H	American	56		204	A	American	64		63		

Non-Div I Games: Bloomsburg 91 43

Lehigh

■ Loss,
 ■ Non-Conf,
 ■ S Site,
 ■ H Home
 ■ A Away
 N Neutral

Liberty

Through Games Of Feb. 18, 2020

Average RPI Win: 215	WON-LOST	WINNING	LAST 10	STRENGTH OF	OPP. STRENGTH	TEAM	ADJ.	CONF.	ADJ CONF.
Average RPI Loss: 111	RECORD	PCT. RANK	GAMES	SCHEDULE	OF SCHEDULE	RPI	RPI	RPI	RPI
DIV. I ONLY	14- 11	140	6-4	86	193	106	106	16	16
DIV. I NON-CONF.	7- 6	161	0	71	177	97	97	14	14
TOTALS	RPI 1-25	RPI 26-50	W-L RECORDS	RPI 51-100	RPI 101-150	RPI 150+			
14- 11	0- 1	1- 4	OVERALL	0- 0	1- 2	12- 4			
5- 5	0- 0	0- 1	HOME	0- 0	0- 1	5- 3			
7- 5	0- 0	0- 3	AWAY	0- 0	1- 1	6- 1			
2- 1	0- 1	1- 0	NEUTRAL	0- 0	0- 0	1- 0			
7- 6	0- 1	1- 2	NON-CONFERENCE	0- 0	1- 1	5- 2			
1- 3	0- 0	0- 0	HOME	0- 0	0- 1	1- 2			
4- 2	0- 0	0- 2	AWAY	0- 0	1- 0	3- 0			
2- 1	0- 1	1- 0	NEUTRAL	0- 0	0- 0	1- 0			
7- 5	0- 0	0- 2	CONFERENCE	0- 0	0- 1	7- 2			
4- 2	0- 0	0- 1	HOME	0- 0	0- 0	4- 1			
3- 3	0- 0	0- 1	AWAY	0- 0	0- 1	3- 1			
0- 0	0- 0	0- 0	NEUTRAL	0- 0	0- 0	0- 0			

RPI 1-25				RPI 26-50				RPI 51-100				RPI 101+ Team's RPI: 106			
RPI	S	Opponent	Score	RPI	S	Opponent	Score	RPI	S	Opponent	Score	RPI	S	Opponent	Score
15	N	Oregon St.	55 68	29	A	FGCU	57 64					120	A	North Florida	50 65
				29	H	FGCU	65 74					142	A	Hampton	83 59
				30	A	Virginia Tech	69 73					148	H	UNC Greensboro	53 58
				38	N	Bradley	75 63					162	A	North Ala.	75 86
				42	A	James Madison	53 76					162	H	North Ala.	71 76
												174	A	Jacksonville	65 59
												174	H	Jacksonville	85 76
												187	N	Miami (OH)	65 53
												193	A	Norfolk St.	67 48
												198	H	Chattanooga	54 71
												213	A	Stetson	57 48
												215	H	Kennesaw St.	76 66
												222	A	UMKC	68 44
												254	H	East Carolina	81 66
												256	A	Saint Francis (PA)	71 52
												273	H	Lipscomb	64 60
												284	H	ETSU	62 63
												332	A	NJIT	67 53
												332	H	NJIT	66 48
LAST 10 Division I															
				332	H	NJIT	66 48			120	A	North Florida	50 65		
				174	A	Jacksonville	65 59			213	A	Stetson	57 48		
				162	A	North Ala.	75 86			273	H	Lipscomb	64 60		
				215	H	Kennesaw St.	76 66			162	H	North Ala.	71 76		
				29	H	FGCU	65 74			174	H	Jacksonville	85 76		

Non-Div I Games:

Liberty

Loss, Non-Conf, S Site, H Home A Away N Neutral

Average RPI Win: 280	WON-LOST	WINNING	LAST 10	STRENGTH OF	OPP. STRENGTH	TEAM	ADJ.	CONF.	ADJ CONF.
Average RPI Loss: 137	RECORD	PCT. RANK	GAMES	SCHEDULE	OF SCHEDULE	RPI	RPI	RPI	RPI
DIV. I ONLY	5- 20	319	2-8	89	246	273	273	16	16
DIV. I NON-CONF.	2- 10	313	0	56	301	247	247	14	14
TOTALS	RPI 1-25	RPI 26-50	W-L RECORDS	RPI 51-100	RPI 101-150	RPI 150+			
5- 20	0- 0	0- 3	OVERALL	0- 5	0- 2	5- 10			
2- 9	0- 0	0- 1	HOME	0- 1	0- 1	2- 6			
3- 9	0- 0	0- 2	AWAY	0- 2	0- 1	3- 4			
0- 2	0- 0	0- 0	NEUTRAL	0- 2	0- 0	0- 0			
2- 10	0- 0	0- 1	NON-CONFERENCE	0- 5	0- 0	2- 4			
1- 3	0- 0	0- 0	HOME	0- 1	0- 0	1- 2			
1- 5	0- 0	0- 1	AWAY	0- 2	0- 0	1- 2			
0- 2	0- 0	0- 0	NEUTRAL	0- 2	0- 0	0- 0			
3- 10	0- 0	0- 2	CONFERENCE	0- 0	0- 2	3- 6			
1- 6	0- 0	0- 1	HOME	0- 0	0- 1	1- 4			
2- 4	0- 0	0- 1	AWAY	0- 0	0- 1	2- 2			
0- 0	0- 0	0- 0	NEUTRAL	0- 0	0- 0	0- 0			

RPI 1-25				RPI 26-50				RPI 51-100				RPI 101+				Team's RPI: 273	
RPI	S	Opponent	Score	RPI	S	Opponent	Score	RPI	S	Opponent	Score	RPI	S	Opponent	Score		
				29	A	FGCU	56 82	52	A	Middle Tenn.	49 70	106	A	Liberty	60 64		
				29	H	FGCU	45 78	60	H	Belmont	68 69	120	H	North Florida	60 68		
				50	A	Dayton	60 82	62	A	UT Martin	67 83	162	A	North Ala.	58 91		
								64	N	Marist	63 74	162	H	North Ala.	72 84		
								96	N	Rider	76 81	174	H	Jacksonville	64 73		
												186	H	Northern Ky.	71 69		
												197	A	Tennessee Tech	58 78		
												213	A	Stetson	65 59		
												213	H	Stetson	34 48		
												215	A	Kennesaw St.	60 88		
												215	H	Kennesaw St.	66 74		
												225	H	Eastern Ill.	56 66		
												235	H	Murray St.	57 67		
												274	A	Jacksonville St.	63 65		
												332	A	NJIT	65 57		
												332	H	NJIT	68 66		
												336	A	Tennessee St.	74 64		
LAST 10 Division I																	
				332	H	NJIT	68 66	174	H	Jacksonville	64 73						
				29	H	FGCU	45 78	120	H	North Florida	60 68						
				162	A	North Ala.	58 91	332	A	NJIT	65 57						
				215	A	Kennesaw St.	60 88	106	A	Liberty	60 64						
				213	H	Stetson	34 48	215	H	Kennesaw St.	66 74						

Non-Div I Games: Queens (NC) 86 45

Lipscomb

■ Loss,
 ■ Non-Conf,
 ■ S Site,
 ■ H Home
 ■ A Away
 N Neutral

Little Rock

Through Games Of Feb. 18, 2020

Average RPI Win:	269	WON-LOST	WINNING	LAST 10	STRENGTH OF	OPP. STRENGTH	TEAM	ADJ.	CONF.	ADJ CONF.
Average RPI Loss:	120	RECORD	PCT. RANK	GAMES	SCHEDULE	OF SCHEDULE	RPI	RPI	RPI	RPI
DIV. I ONLY	10- 14	229	6-4	155	175	211	211	21	21	
DIV. I NON-CONF.	2- 9	304	0	36	42	223	223	19	19	
TOTALS	RPI 1-25	RPI 26-50	W-L RECORDS	RPI 51-100	RPI 101-150	RPI 150+				
10- 14	0- 2	0- 3	OVERALL	0- 2	0- 2	10- 5				
6- 6	0- 0	0- 1	HOME	0- 1	0- 1	6- 3				
4- 8	0- 2	0- 2	AWAY	0- 1	0- 1	4- 2				
0- 0	0- 0	0- 0	NEUTRAL	0- 0	0- 0	0- 0				
2- 9	0- 2	0- 3	NON-CONFERENCE	0- 1	0- 0	2- 3				
2- 3	0- 0	0- 1	HOME	0- 0	0- 0	2- 2				
0- 6	0- 2	0- 2	AWAY	0- 1	0- 0	0- 1				
0- 0	0- 0	0- 0	NEUTRAL	0- 0	0- 0	0- 0				
8- 5	0- 0	0- 0	CONFERENCE	0- 1	0- 2	8- 2				
4- 3	0- 0	0- 0	HOME	0- 1	0- 1	4- 1				
4- 2	0- 0	0- 0	AWAY	0- 0	0- 1	4- 1				
0- 0	0- 0	0- 0	NEUTRAL	0- 0	0- 0	0- 0				

RPI 1-25				RPI 26-50				RPI 51-100				RPI 101+ Team's RPI: 211			
RPI	S	Opponent	Score	RPI	S	Opponent	Score	RPI	S	Opponent	Score	RPI	S	Opponent	Score
11	A	Mississippi St.	50 89	26	H	LSU	50 65	82	H	Coastal Caro.	48 68	107	A	UT Arlington	58 65
14	A	Texas A&M	35 78	32	A	Western Ky.	58 77	84	A	Rice	40 66	107	H	UT Arlington	46 62
				37	A	Arkansas	53 86					178	H	Memphis	50 68
												194	A	Fla. Atlantic	72 79
												202	A	Louisiana	59 44
												224	H	Central Ark.	63 48
												239	H	Appalachian St.	68 63
												240	H	Louisiana Tech	38 43
												242	H	Tulsa	63 51
												259	A	Texas St.	78 66
												259	H	Texas St.	47 50
												260	H	Arkansas St.	67 58
												301	A	Ga. Southern	65 49
												301	H	Ga. Southern	58 46
												309	A	Georgia St.	43 58
												309	H	Georgia St.	66 46
												350	A	La.-Monroe	70 50
LAST 10 Division I															
107	H	UT Arlington	46 62	239	H	Appalachian St.	68 63								
259	H	Texas St.	47 50	350	A	La.-Monroe	70 50								
309	A	Georgia St.	43 58	260	H	Arkansas St.	67 58								
301	A	Ga. Southern	65 49	82	H	Coastal Caro.	48 68								
202	A	Louisiana	59 44	309	H	Georgia St.	66 46								

Non-Div I Games:

Little Rock

Loss, Non-Conf, S Site, H Home A Away N Neutral

Average RPI Win:	267	WON-LOST	WINNING	LAST 10	STRENGTH OF	OPP. STRENGTH	TEAM	ADJ.	CONF.	ADJ CONF.
Average RPI Loss:	196	RECORD	PCT. RANK	GAMES	SCHEDULE	OF SCHEDULE	RPI	RPI	RPI	RPI
DIV. I ONLY	10- 13	217	5-5	328	180	276	276	28	28	
DIV. I NON-CONF.	4- 8	235	0	303	55	280	280	26	26	
TOTALS	RPI 1-25	RPI 26-50	W-L RECORDS	RPI 51-100	RPI 101-150	RPI 150+				
10- 13	0- 2	0- 0	OVERALL	0- 1	0- 1	10- 9				
6- 3	0- 1	0- 0	HOME	0- 0	0- 0	6- 2				
2- 10	0- 1	0- 0	AWAY	0- 1	0- 1	2- 7				
2- 0	0- 0	0- 0	NEUTRAL	0- 0	0- 0	2- 0				
4- 8	0- 2	0- 0	NON-CONFERENCE	0- 1	0- 1	4- 4				
1- 3	0- 1	0- 0	HOME	0- 0	0- 0	1- 2				
1- 5	0- 1	0- 0	AWAY	0- 1	0- 1	1- 2				
2- 0	0- 0	0- 0	NEUTRAL	0- 0	0- 0	2- 0				
6- 5	0- 0	0- 0	CONFERENCE	0- 0	0- 0	6- 5				
5- 0	0- 0	0- 0	HOME	0- 0	0- 0	5- 0				
1- 5	0- 0	0- 0	AWAY	0- 0	0- 0	1- 5				
0- 0	0- 0	0- 0	NEUTRAL	0- 0	0- 0	0- 0				

RPI 1-25				RPI 26-50				RPI 51-100				RPI 101+ Team's RPI: 276			
RPI	S	Opponent	Score	RPI	S	Opponent	Score	RPI	S	Opponent	Score	RPI	S	Opponent	Score
1	H	Oregon	45 81					75	A	Southern California	40 57	135	A	California	45 68
8	A	UCLA	51 86									159	A	UC Davis	55 57
												177	A	Hawaii	44 68
												177	H	Hawaii	62 55
												203	A	Santa Clara	54 46
												206	N	Penn St.	64 56
												230	A	Cal St. Fullerton	65 69
												267	H	UC Santa Barbara	59 53
												283	A	UC Riverside	57 58
												283	H	UC Riverside	73 67
												285	H	Utah St.	48 56
												288	A	California Baptist	70 79
												291	H	LMU (CA)	57 70
												298	H	CSUN	60 52
												303	H	Air Force	74 68
												304	A	UC Irvine	56 46
												308	A	Seattle U	54 66
												313	A	Cal Poly	41 61
												313	H	Cal Poly	72 69
												317	N	UTRGV	69 65
LAST 10 Division I															
				283	A	UC Riverside	57 58			304	A	UC Irvine	56 46		
				267	H	UC Santa Barbara	59 53			177	H	Hawaii	62 55		
				313	A	Cal Poly	41 61			298	H	CSUN	60 52		
				177	A	Hawaii	44 68			159	A	UC Davis	55 57		
				283	H	UC Riverside	73 67			230	A	Cal St. Fullerton	65 69		

Non-Div I Games: Westcliff 94 47 Bethesda (CA) 90 43

Long Beach St.

Loss, Non-Conf, S Site, H Home A Away N Neutral

Average RPI Win:	276	WON-LOST	WINNING	LAST 10	STRENGTH OF	OPP. STRENGTH	TEAM	ADJ.	CONF.	ADJ CONF.
Average RPI Loss:	191	RECORD	PCT. RANK	GAMES	SCHEDULE	OF SCHEDULE	RPI	RPI	RPI	RPI
DIV. I ONLY	10- 14	229	2-8	264	313	272	272	25	25	
DIV. I NON-CONF.	4- 5	195	0	299	229	258	258	28	28	
TOTALS	RPI 1-25	RPI 26-50	W-L RECORDS	RPI 51-100	RPI 101-150	RPI 150+				
10- 14	0- 0	0- 1	OVERALL	0- 0	0- 4	10- 9				
6- 6	0- 0	0- 0	HOME	0- 0	0- 2	6- 4				
4- 8	0- 0	0- 1	AWAY	0- 0	0- 2	4- 5				
0- 0	0- 0	0- 0	NEUTRAL	0- 0	0- 0	0- 0				
4- 5	0- 0	0- 1	NON-CONFERENCE	0- 0	0- 1	4- 3				
3- 1	0- 0	0- 0	HOME	0- 0	0- 0	3- 1				
1- 4	0- 0	0- 1	AWAY	0- 0	0- 1	1- 2				
0- 0	0- 0	0- 0	NEUTRAL	0- 0	0- 0	0- 0				
6- 9	0- 0	0- 0	CONFERENCE	0- 0	0- 3	6- 6				
3- 5	0- 0	0- 0	HOME	0- 0	0- 2	3- 3				
3- 4	0- 0	0- 0	AWAY	0- 0	0- 1	3- 3				
0- 0	0- 0	0- 0	NEUTRAL	0- 0	0- 0	0- 0				

RPI 1-25			RPI 26-50			RPI 51-100			RPI 101+ Team's RPI: 272		
RPI	S	Opponent	Score	RPI	S	Opponent	Score	RPI	S	Opponent	Score
				42	A	James Madison	53 93	115	H	Campbell	55 70
								134	A	Florida	54 71
								142	A	Hampton	55 73
								142	H	Hampton	76 90
								191	A	Radford	76 88
								191	H	Radford	61 62
								193	A	Norfolk St.	46 49
								207	A	Gardner-Webb	70 73
								207	H	Gardner-Webb	80 70
								208	H	High Point	69 76
								216	H	Brown	86 76
								245	A	UNC Asheville	54 51
								245	H	UNC Asheville	73 56
								254	H	East Carolina	61 64
								262	A	Winthrop	63 74
								269	H	UNCW	59 58
								270	H	Delaware St.	78 62
								280	A	Wofford	76 79
								307	A	Presbyterian	71 60
								307	H	Presbyterian	77 82
								323	A	UMES	71 62
								330	A	USC Upstate	70 62
								344	H	Charleston So.	84 64
LAST 10 Division I											
191	A	Radford	76 88	142	A	Hampton	55 73				
142	H	Hampton	76 90	245	H	UNC Asheville	73 56				
207	A	Gardner-Webb	70 73	262	A	Winthrop	63 74				
307	H	Presbyterian	77 82	208	H	High Point	69 76				
245	A	UNC Asheville	54 51	191	H	Radford	61 62				

Non-Div I Games:

Longwood

■ Loss,
 ■ Non-Conf,
 S Site,
 ■ Home
 ■ Away
 N Neutral

Louisiana

Through Games Of Feb. 18, 2020

Average RPI Win:	254	WON-LOST	WINNING	LAST 10	STRENGTH OF	OPP. STRENGTH	TEAM	ADJ.	CONF.	ADJ CONF.
Average RPI Loss:	177	RECORD	PCT. RANK	GAMES	SCHEDULE	OF SCHEDULE	RPI	RPI	RPI	RPI
DIV. I ONLY	12- 10	151	5-5	273	261	202	202	21	21	
DIV. I NON-CONF.	5- 4	140	0	246	241	150	150	19	19	
TOTALS	RPI 1-25	RPI 26-50	W-L RECORDS	RPI 51-100	RPI 101-150	RPI 150+				
12- 10	0- 1	1- 1	OVERALL	0- 0	0- 2	11- 6				
6- 4	0- 1	0- 1	HOME	0- 0	0- 0	6- 2				
6- 6	0- 0	1- 0	AWAY	0- 0	0- 2	5- 4				
0- 0	0- 0	0- 0	NEUTRAL	0- 0	0- 0	0- 0				
5- 4	0- 1	0- 0	NON-CONFERENCE	0- 0	0- 1	5- 2				
2- 1	0- 1	0- 0	HOME	0- 0	0- 0	2- 0				
3- 3	0- 0	0- 0	AWAY	0- 0	0- 1	3- 2				
0- 0	0- 0	0- 0	NEUTRAL	0- 0	0- 0	0- 0				
7- 6	0- 0	1- 1	CONFERENCE	0- 0	0- 1	6- 4				
4- 3	0- 0	0- 1	HOME	0- 0	0- 0	4- 2				
3- 3	0- 0	1- 0	AWAY	0- 0	0- 1	2- 2				
0- 0	0- 0	0- 0	NEUTRAL	0- 0	0- 0	0- 0				

RPI S	Opponent	Score	RPI S	Opponent	Score	RPI S	Opponent	Score	RPI S	Opponent	Score	Team's RPI: 202
11	H Mississippi St.	48 64	48	A Troy	79 73				107	A UT Arlington	52 79	
			48	H Troy	64 67				143	A Jackson St.	54 65	
									151	A Sam Houston St.	73 77	
									152	A New Orleans	65 60	
									211	H Little Rock	44 59	
									236	A South Alabama	63 78	
									236	H South Alabama	73 68	
									238	H Southeastern La.	60 50	
									251	A North Texas	66 69	
									259	A Texas St.	73 67	
									260	H Arkansas St.	83 43	
									268	A Lamar University	74 63	
									281	A Ole Miss	53 42	
									301	A Ga. Southern	67 83	
									301	H Ga. Southern	72 60	
									309	A Georgia St.	75 65	
									309	H Georgia St.	53 61	
									341	H McNeese	75 55	
									350	H La.-Monroe	68 55	
LAST 10 Division I												
301	H Ga. Southern	72 60	350	H La.-Monroe	68 55							
309	H Georgia St.	53 61	260	H Arkansas St.	83 43							
48	H Troy	64 67	259	A Texas St.	73 67							
236	A South Alabama	63 78	107	A UT Arlington	52 79							
211	H Little Rock	44 59	48	A Troy	79 73							

Non-Div I Games: Loyola (LA) 67 51 Xavier (LA) 62 49

Louisiana

Loss, Non-Conf, S Site, H Home A Away N Neutral

Non-Division I Team				Through Games of Feb. 10, 1910						
Average RPI Win:	237	WON-LOST	WINNING	LAST 10	STRENGTH OF	OPP. STRENGTH	TEAM	ADJ.	CONF.	ADJ CONF.
Average RPI Loss:	158	RECORD	PCT. RANK	GAMES	SCHEDULE	OF SCHEDULE	RPI	RPI	RPI	RPI
DIV. I ONLY	10- 12	205	3-7	255	162	240	240	13	13	
DIV. I NON-CONF.	6- 3	90	0	341	280	241	241	15	15	

TOTALS	RPI 1-25	RPI 26-50		W-L RECORDS		RPI 51-100	RPI 101-150	RPI 150+		
10- 12	0- 0	0- 2		OVERALL		1- 2	0- 2		9- 6	
8- 4	0- 0	0- 1		HOME		1- 0	0- 2		7- 1	
2- 8	0- 0	0- 1		AWAY		0- 2	0- 0		2- 5	
0- 0	0- 0	0- 0		NEUTRAL		0- 0	0- 0		0- 0	
6- 3	0- 0	0- 0		NON-CONFERENCE		0- 0	0- 1		6- 2	
5- 1	0- 0	0- 0		HOME		0- 0	0- 1		5- 0	
1- 2	0- 0	0- 0		AWAY		0- 0	0- 0		1- 2	
0- 0	0- 0	0- 0		NEUTRAL		0- 0	0- 0		0- 0	
4- 9	0- 0	0- 2		CONFERENCE		1- 2	0- 1		3- 4	
3- 3	0- 0	0- 1		HOME		1- 0	0- 1		2- 1	
1- 6	0- 0	0- 1		AWAY		0- 2	0- 0		1- 3	
0- 0	0- 0	0- 0		NEUTRAL		0- 0	0- 0		0- 0	

RPI 1-25				RPI 26-50				RPI 51-100				RPI 101+				Team's RPI: 240	
RPI	S	Opponent	Score	RPI	S	Opponent	Score	RPI	S	Opponent	Score	RPI	S	Opponent	Score		
				27	A	Old Dominion	61 77	52	H	Middle Tenn.	78 60	127	H	UAB	51 71		
				32	H	Western Ky.	75 84	65	A	Charlotte	37 55	147	H	Wichita St.	80 88		
								84	A	Rice	47 60	178	H	Memphis	83 74		
												181	A	Houston	53 67		
												194	A	Fla. Atlantic	75 77		
												209	A	Southern Miss.	60 66		
												211	A	Little Rock	43 38		
												217	H	UTEP	87 80		
												233	H	Marshall	60 50		
												238	H	Southeastern La.	92 78		
												251	A	North Texas	69 74		
												260	H	Arkansas St.	67 54		
												281	A	Ole Miss	53 76		
												296	A	FIU	68 44		
												302	H	UTSA	73 82		
												341	H	McNeese	79 54		
												345	H	Grambling	70 66		
EAST 10 Division I																	
				194	A	Fla. Atlantic	75 77	65	A	Charlotte	37 55						
				296	A	FIU	68 44	127	H	UAB	51 71						
				233	H	Marshall	60 50	52	H	Middle Tenn.	78 60						
				32	H	Western Ky.	75 84	251	A	North Texas	69 74						
				27	A	Old Dominion	61 77	84	A	Rice	47 60						

Non-Div I Games:	Loyola (LA)	71	52	LSU-Alexandria	93	61
------------------	-------------	----	----	----------------	----	----

Louisiana Tech

Loss, Non-Conf, S Site, H Home A Away N Neutral

Average RPI Win:	101	WON-LOST	WINNING	LAST 10	STRENGTH OF	OPP. STRENGTH	TEAM	ADJ.	CONF.	ADJ CONF.
Average RPI Loss:	44	RECORD	PCT. RANK	GAMES	SCHEDULE	OF SCHEDULE	RPI	RPI	RPI	RPI
DIV. I ONLY	23- 3	10	8-2	28	7	6	6	5	5	
DIV. I NON-CONF.	11- 1	13	0	6	6	1	1	4	4	
TOTALS	RPI 1-25	RPI 26-50	W-L RECORDS	RPI 51-100	RPI 101-150	RPI 150+				
23- 3	4- 2	3- 0	OVERALL	5- 1	6- 0	5- 0				
11- 1	1- 1	2- 0	HOME	2- 0	3- 0	3- 0				
9- 2	2- 1	0- 0	AWAY	3- 1	2- 0	2- 0				
3- 0	1- 0	1- 0	NEUTRAL	0- 0	1- 0	0- 0				
11- 1	3- 1	2- 0	NON-CONFERENCE	1- 0	2- 0	3- 0				
5- 0	1- 0	1- 0	HOME	0- 0	1- 0	2- 0				
3- 1	1- 1	0- 0	AWAY	1- 0	0- 0	1- 0				
3- 0	1- 0	1- 0	NEUTRAL	0- 0	1- 0	0- 0				
12- 2	1- 1	1- 0	CONFERENCE	4- 1	4- 0	2- 0				
6- 1	0- 1	1- 0	HOME	2- 0	2- 0	1- 0				
6- 1	1- 0	0- 0	AWAY	2- 1	2- 0	1- 0				
0- 0	0- 0	0- 0	NEUTRAL	0- 0	0- 0	0- 0				

RPI	S	Opponent	Score	RPI	S	Opponent	Score	RPI	S	Opponent	Score	RPI	S	Opponent	Score
1	N	Oregon	72 62	31	H	Duke	60 55	51	H	Virginia	71 56	102	A	North Carolina	74 67
17	H	Central Mich.	76 63	32	H	Western Ky.	75 56	62	A	UT Martin	71 63	107	N	UT Arlington	76 67
21	A	NC State	66 59	46	N	Oklahoma St.	69 48	68	A	Boston College	81 70	110	A	Notre Dame	86 54
22	A	Ohio St.	60 67					85	A	Syracuse	51 59	110	H	Notre Dame	82 49
23	A	Kentucky	67 66					85	H	Syracuse	62 58	116	H	Boise St.	98 82
25	H	Florida St.	59 67					91	A	Miami (FL)	87 41	122	H	Wake Forest	75 61
												186	A	Northern Ky.	85 57
												198	H	Chattanooga	86 37
												220	A	Clemson	75 50
												235	H	Murray St.	76 40
												290	H	Pittsburgh	83 49
LAST 10 Division I															
110	H	Notre Dame	82 49	290	H	Pittsburgh	83 49								
21	A	NC State	66 59	51	H	Virginia	71 56								
85	A	Syracuse	51 59	102	A	North Carolina	74 67								
25	H	Florida St.	59 67	68	A	Boston College	81 70								
110	A	Notre Dame	86 54	122	H	Wake Forest	75 61								

Non-Div I Games:

Louisville

■ Loss,
■ Non-Conf, S Site,
■ Home
■ Away
N Neutral

Loyola Chicago

Through Games Of Feb. 18, 2020

Average RPI Win:	247	WON-LOST	WINNING	LAST 10	STRENGTH OF	OPP. STRENGTH	TEAM	ADJ.	CONF.	ADJ CONF.
Average RPI Loss:	67	RECORD	PCT. RANK	GAMES	SCHEDULE	OF SCHEDULE	RPI	RPI	RPI	RPI
DIV. I ONLY	15- 9	92	4-6	227	137	130	130	8	8	
DIV. I NON-CONF.	9- 2	37	0	290	315	127	127	7	7	
TOTALS	RPI 1-25	RPI 26-50	W-L RECORDS	RPI 51-100	RPI 101-150	RPI 150+				
15- 9	0- 2	0- 3	OVERALL	2- 2	1- 1	12- 1				
7- 4	0- 2	0- 1	HOME	2- 0	0- 1	5- 0				
8- 5	0- 0	0- 2	AWAY	0- 2	1- 0	7- 1				
0- 0	0- 0	0- 0	NEUTRAL	0- 0	0- 0	0- 0				
9- 2	0- 1	0- 0	NON-CONFERENCE	0- 0	1- 1	8- 0				
3- 2	0- 1	0- 0	HOME	0- 0	0- 1	3- 0				
6- 0	0- 0	0- 0	AWAY	0- 0	1- 0	5- 0				
0- 0	0- 0	0- 0	NEUTRAL	0- 0	0- 0	0- 0				
6- 7	0- 1	0- 3	CONFERENCE	2- 2	0- 0	4- 1				
4- 2	0- 1	0- 1	HOME	2- 0	0- 0	2- 0				
2- 5	0- 0	0- 2	AWAY	0- 2	0- 0	2- 1				
0- 0	0- 0	0- 0	NEUTRAL	0- 0	0- 0	0- 0				

RPI 1-25				RPI 26-50				RPI 51-100				RPI 101+ Team's RPI: 130			
RPI	S	Opponent	Score	RPI	S	Opponent	Score	RPI	S	Opponent	Score	RPI	S	Opponent	Score
5	H	Missouri St.	72 74	36	A	Drake	52 80	72	A	UNI	50 70	144	A	Portland	78 64
20	H	DePaul	76 83	38	A	Bradley	50 71	80	H	Southern Ill.	51 49	150	H	Western Mich.	60 70
				38	H	Bradley	47 60	90	A	Illinois St.	85 86	154	A	Valparaiso	64 66
								90	H	Illinois St.	69 64	171	H	Dartmouth	61 40
												222	A	UMKC	72 67
												225	A	Eastern Ill.	67 51
												255	H	Bowling Green	84 76
												278	A	Indiana St.	58 51
												278	H	Indiana St.	65 55
												295	H	Vermont	78 76
												324	A	Evansville	71 61
												324	H	Evansville	77 47
												333	A	Detroit Mercy	89 60
												334	A	SIUE	63 50
												348	A	Chicago St.	98 53
LAST 10 Division I															
38	A	Bradley	50 71	72	A	UNI	50 70								
90	A	Illinois St.	85 86	154	A	Valparaiso	64 66								
324	H	Evansville	77 47	90	H	Illinois St.	69 64								
278	H	Indiana St.	65 55	38	H	Bradley	47 60								
36	A	Drake	52 80	278	A	Indiana St.	58 51								

Non-Div I Games:

Loyola Chicago

■ Loss,
 ■ Non-Conf, S Site,
 ■ Home
 ■ Away
 N Neutral

Average RPI Win:	234	WON-LOST	WINNING	LAST 10	STRENGTH OF	OPP. STRENGTH	TEAM	ADJ.	CONF.	ADJ CONF.
Average RPI Loss:	140	RECORD	PCT. RANK	GAMES	SCHEDULE	OF SCHEDULE	RPI	RPI	RPI	RPI
DIV. I ONLY	7- 17	288	4-6	114	178	243	243	15	15	
DIV. I NON-CONF.	3- 8	268	0	162	194	254	254	16	16	
TOTALS	RPI 1-25	RPI 26-50	W-L RECORDS	RPI 51-100	RPI 101-150	RPI 150+				
7- 17	0- 2	0- 0	OVERALL	1- 1	0- 7	6- 7				
5- 5	0- 0	0- 0	HOME	1- 0	0- 4	4- 1				
2- 11	0- 2	0- 0	AWAY	0- 1	0- 3	2- 5				
0- 1	0- 0	0- 0	NEUTRAL	0- 0	0- 0	0- 1				
3- 8	0- 2	0- 0	NON-CONFERENCE	0- 0	0- 1	3- 5				
2- 1	0- 0	0- 0	HOME	0- 0	0- 0	2- 1				
1- 6	0- 2	0- 0	AWAY	0- 0	0- 1	1- 3				
0- 1	0- 0	0- 0	NEUTRAL	0- 0	0- 0	0- 1				
4- 9	0- 0	0- 0	CONFERENCE	1- 1	0- 6	3- 2				
3- 4	0- 0	0- 0	HOME	1- 0	0- 4	2- 0				
1- 5	0- 0	0- 0	AWAY	0- 1	0- 2	1- 2				
0- 0	0- 0	0- 0	NEUTRAL	0- 0	0- 0	0- 0				

RPI 1-25				RPI 26-50				RPI 51-100				RPI 101+ Team's RPI: 243			
RPI	S	Opponent	Score	RPI	S	Opponent	Score	RPI	S	Opponent	Score	RPI	S	Opponent	Score
3	A	Maryland	45 105					73	A	Bucknell	42 66	103	A	Colgate	70 79
12	A	Northwestern	46 67					73	H	Bucknell	60 50	103	H	Colgate	74 76
												110	A	Notre Dame	60 84
												113	H	Holy Cross	56 64
												129	H	Lehigh	53 55
												132	A	Boston U.	42 44
												132	H	Boston U.	39 41
												163	N	Wright St.	51 66
												167	A	Mt. St. Mary's	75 81
												171	H	Dartmouth	72 56
												185	A	Lafayette	52 55
												194	A	Fla. Atlantic	61 72
												204	A	American	44 63
												204	H	American	56 47
												248	H	Howard	69 75
												279	H	Monmouth	64 48
												294	A	Navy	50 44
												300	H	Army West Point	68 59
												305	A	St. Francis Brooklyn	78 89
												319	A	Fairleigh Dickinson	75 46
LAST 10 Division I															
103	A	Colgate	70 79	73	H	Bucknell	60 50	204	A	American	44 63				
204	H	American	56 47	300	H	Army West Point	68 59	132	A	Boston U.	42 44				
73	A	Bucknell	42 66	185	A	Lafayette	52 55								
294	A	Navy	50 44												
132	H	Boston U.	39 41												

Non-Div I Games:

Loyola Maryland

■ Loss,
 ■ Non-Conf,
 ■ S Site,
 ■ Home
 ■ A Away
 N Neutral

Maine

Through Games Of Feb. 18, 2020

Average RPI Win:	266	WON-LOST	WINNING	LAST 10	STRENGTH OF	OPP. STRENGTH	TEAM	ADJ.	CONF.	ADJ CONF.
Average RPI Loss:	120	RECORD	PCT. RANK	GAMES	SCHEDULE	OF SCHEDULE	RPI	RPI	RPI	RPI
DIV. I ONLY	12- 14	197	7-3	175	218	205	205	27	27	
DIV. I NON-CONF.	3- 10	282	0	77	40	227	227	27	27	
TOTALS	RPI 1-25	RPI 26-50	W-L RECORDS	RPI 51-100	RPI 101-150	RPI 150+				
12- 14	0- 1	0- 4	OVERALL	0- 2	1- 2	11- 5				
8- 4	0- 0	0- 0	HOME	0- 1	1- 2	7- 1				
4- 7	0- 1	0- 1	AWAY	0- 1	0- 0	4- 4				
0- 3	0- 0	0- 3	NEUTRAL	0- 0	0- 0	0- 0				
3- 10	0- 1	0- 4	NON-CONFERENCE	0- 1	1- 2	2- 2				
2- 3	0- 0	0- 0	HOME	0- 1	1- 2	1- 0				
1- 4	0- 1	0- 1	AWAY	0- 0	0- 0	1- 2				
0- 3	0- 0	0- 3	NEUTRAL	0- 0	0- 0	0- 0				
9- 4	0- 0	0- 0	CONFERENCE	0- 1	0- 0	9- 3				
6- 1	0- 0	0- 0	HOME	0- 0	0- 0	6- 1				
3- 3	0- 0	0- 0	AWAY	0- 1	0- 0	3- 2				
0- 0	0- 0	0- 0	NEUTRAL	0- 0	0- 0	0- 0				

RPI 1-25				RPI 26-50				RPI 51-100				RPI 101+ Team's RPI: 205			
RPI	S	Opponent	Score	RPI	S	Opponent	Score	RPI	S	Opponent	Score	RPI	S	Opponent	Score
21	A	NC State	34 62	28	N	Arizona St.	31 57	63	A	Stony Brook	69 73	126	H	Northeastern	58 66
				36	N	Drake	62 94	96	H	Harvard	40 69	132	H	Boston U.	49 62
				49	A	Drexel	57 70					139	H	Green Bay	61 60
				50	N	Dayton	49 78					168	A	Binghamton	63 73
												168	H	Binghamton	75 65
												171	A	Dartmouth	41 57
												189	A	Delaware	69 56
												216	A	Brown	70 76
												229	A	UMass Lowell	57 66
												229	H	UMass Lowell	77 53
												263	H	New Hampshire	67 50
												294	H	Navy	46 41
												295	A	Vermont	65 47
												295	H	Vermont	70 59
												297	H	UMBC	54 74
												314	A	Albany (NY)	65 44
												314	H	Albany (NY)	60 49
												346	A	Hartford	69 52
												346	H	Hartford	87 73
LAST 10 Division I															
				314	A	Albany (NY)	65 44					297	H	UMBC	54 74
				229	H	UMass Lowell	77 53					295	A	Vermont	65 47
				168	H	Binghamton	75 65					168	A	Binghamton	63 73
				295	H	Vermont	70 59					229	A	UMass Lowell	57 66
				346	A	Hartford	69 52					314	H	Albany (NY)	60 49

Non-Div I Games: Husson 104 43

Maine

■ Loss,
 ■ Non-Conf,
 ■ S Site,
 ■ Home
 ■ A Away
 N Neutral

Average RPI Win:	273	WON-LOST	WINNING	LAST 10	STRENGTH OF	OPP. STRENGTH	TEAM	ADJ.	CONF.	ADJ CONF.
Average RPI Loss:	139	RECORD	PCT. RANK	GAMES	SCHEDULE	OF SCHEDULE	RPI	RPI	RPI	RPI
DIV. I ONLY	10- 14	229	4-6	149	292	219	219	24	24	
DIV. I NON-CONF.	3- 6	235	0	99	245	208	208	25	25	
TOTALS	RPI 1-25	RPI 26-50	W-L RECORDS	RPI 51-100	RPI 101-150	RPI 150+				
10- 14	0- 0	0- 0	OVERALL	0- 8	0- 1	10- 5				
7- 5	0- 0	0- 0	HOME	0- 3	0- 1	7- 1				
3- 9	0- 0	0- 0	AWAY	0- 5	0- 0	3- 4				
0- 0	0- 0	0- 0	NEUTRAL	0- 0	0- 0	0- 0				
3- 6	0- 0	0- 0	NON-CONFERENCE	0- 4	0- 1	3- 1				
2- 2	0- 0	0- 0	HOME	0- 1	0- 1	2- 0				
1- 4	0- 0	0- 0	AWAY	0- 3	0- 0	1- 1				
0- 0	0- 0	0- 0	NEUTRAL	0- 0	0- 0	0- 0				
7- 8	0- 0	0- 0	CONFERENCE	0- 4	0- 0	7- 4				
5- 3	0- 0	0- 0	HOME	0- 2	0- 0	5- 1				
2- 5	0- 0	0- 0	AWAY	0- 2	0- 0	2- 3				
0- 0	0- 0	0- 0	NEUTRAL	0- 0	0- 0	0- 0				

RPI S	Opponent	Score	RPI S	Opponent	Score	RPI S	Opponent	Score	RPI S	Opponent	Score	Team's RPI: 219
						63	A Stony Brook	54 59	121	H Duquesne	65 76	
						64	A Marist	53 74	171	H Dartmouth	70 58	
						64	H Marist	66 71	184	A Quinnipiac	58 70	
						81	A Nebraska	51 71	184	H Quinnipiac	77 62	
						88	H Fordham	45 51	185	A Lafayette	53 60	
						96	A Rider	53 76	227	H Iona	54 32	
						96	H Rider	50 55	244	A Fairfield	47 87	
						99	A Villanova	51 63	264	H Niagara	68 65	
									275	A Siena	80 50	
									275	H Siena	49 59	
									279	A Monmouth	60 62	
									300	H Army West Point	86 56	
									319	A Fairleigh Dickinson	62 61	
									326	A Saint Peter's	85 52	
									326	H Saint Peter's	68 64	
									340	H Canisius	68 50	
LAST 10 Division I												
			96	H Rider	50 55	96	A Rider	53 76				
			184	H Quinnipiac	77 62	227	H Iona	54 32				
			64	A Marist	53 74	244	A Fairfield	47 87				
			275	H Siena	49 59	64	H Marist	66 71				
			326	H Saint Peter's	68 64	275	A Siena	80 50				

Non-Div I Games:

Manhattan

■ Loss,
 ■ Non-Conf,
 ■ S Site,
 ■ H Home
 ■ A Away
 N Neutral

Average RPI Win:	152	WON-LOST	WINNING	LAST 10	STRENGTH OF	OPP. STRENGTH	TEAM	ADJ.	CONF.	ADJ CONF.
Average RPI Loss:	41	RECORD	PCT. RANK	GAMES	SCHEDULE	OF SCHEDULE	RPI	RPI	RPI	RPI
DIV. I ONLY	20- 6	38	8-2	80	58	33	33	6	6	
DIV. I NON-CONF.	9- 2	37	0	70	58	40	40	6	6	
TOTALS	RPI 1-25	RPI 26-50	W-L RECORDS	RPI 51-100	RPI 101-150	RPI 150+				
20- 6	0- 3	1- 1	OVERALL	8- 2	3- 0	8- 0				
12- 2	0- 2	1- 0	HOME	6- 0	1- 0	4- 0				
7- 4	0- 1	0- 1	AWAY	2- 2	2- 0	3- 0				
1- 0	0- 0	0- 0	NEUTRAL	0- 0	0- 0	1- 0				
9- 2	0- 2	0- 0	NON-CONFERENCE	3- 0	1- 0	5- 0				
4- 2	0- 2	0- 0	HOME	2- 0	0- 0	2- 0				
4- 0	0- 0	0- 0	AWAY	1- 0	1- 0	2- 0				
1- 0	0- 0	0- 0	NEUTRAL	0- 0	0- 0	1- 0				
11- 4	0- 1	1- 1	CONFERENCE	5- 2	2- 0	3- 0				
8- 0	0- 0	1- 0	HOME	4- 0	1- 0	2- 0				
3- 4	0- 1	0- 1	AWAY	1- 2	1- 0	1- 0				
0- 0	0- 0	0- 0	NEUTRAL	0- 0	0- 0	0- 0				

RPI 1-25				RPI 26-50				Team's RPI: 33				RPI 51-100				RPI 101+			
RPI	S	Opponent	Score	RPI	S	Opponent	Score	RPI	S	Opponent	Score	RPI	S	Opponent	Score	RPI	S	Opponent	Score
11	H	Mississippi St.	68 74	40	A	Creighton	62 72	60	H	Belmont	53 51	139	A	Green Bay	60 47				
12	H	Northwestern	56 64	40	H	Creighton	52 50	69	A	St. John's (NY)	67 57	141	A	Providence	60 50				
20	A	DePaul	71 89					69	A	Seton Hall	60 72	141	H	Providence	85 55				
								69	H	St. John's (NY)	94 85	155	A	Saint Mary's (CA)	77 63				
								69	H	Seton Hall	81 60	237	A	Milwaukee	78 56				
								86	A	South Dakota St.	65 58	242	N	Tulsa	61 60				
								90	H	Illinois St.	58 41	246	H	Morgan St.	70 48				
								94	A	Butler	55 61	247	H	Georgetown	73 51				
								94	H	Butler	76 54	252	A	Xavier	80 60				
								99	H	Villanova	57 52	252	H	Xavier	61 48				
												305	H	St. Francis Brooklyn	92 71				
LAST 10 Division I																			
				94	H	Butler	76 54					141	H	Providence	85 55				
				252	H	Xavier	61 48					99	H	Villanova	57 52				
				69	A	St. John's (NY)	67 57					247	H	Georgetown	73 51				
				69	A	Seton Hall	60 72					252	A	Xavier	80 60				
				40	H	Creighton	52 50					94	A	Butler	55 61				

Non-Div I Games:

Marquette

Marshall

Through Games Of Feb. 18, 2020

Average RPI Win:	233	WON-LOST	WINNING	LAST 10	STRENGTH OF	OPP. STRENGTH	TEAM	ADJ.	CONF.	ADJ CONF.
Average RPI Loss:	145	RECORD	PCT. RANK	GAMES	SCHEDULE	OF SCHEDULE	RPI	RPI	RPI	RPI
DIV. I ONLY	9- 13	237	5-5	218	148	233	233	13	13	
DIV. I NON-CONF.	3- 6	235	0	327	211	312	312	15	15	
TOTALS	RPI 1-25	RPI 26-50	W-L RECORDS	RPI 51-100	RPI 101-150	RPI 150+				
9- 13	0- 0	0- 4	OVERALL	0- 3	1- 0	8- 6				
6- 5	0- 0	0- 1	HOME	0- 1	1- 0	5- 3				
3- 8	0- 0	0- 3	AWAY	0- 2	0- 0	3- 3				
0- 0	0- 0	0- 0	NEUTRAL	0- 0	0- 0	0- 0				
3- 6	0- 0	0- 2	NON-CONFERENCE	0- 0	0- 0	3- 4				
2- 2	0- 0	0- 0	HOME	0- 0	0- 0	2- 2				
1- 4	0- 0	0- 2	AWAY	0- 0	0- 0	1- 2				
0- 0	0- 0	0- 0	NEUTRAL	0- 0	0- 0	0- 0				
6- 7	0- 0	0- 2	CONFERENCE	0- 3	1- 0	5- 2				
4- 3	0- 0	0- 1	HOME	0- 1	1- 0	3- 1				
2- 4	0- 0	0- 1	AWAY	0- 2	0- 0	2- 1				
0- 0	0- 0	0- 0	NEUTRAL	0- 0	0- 0	0- 0				

RPI 1-25				RPI 26-50				RPI 51-100				RPI 101+				Team's RPI: 233	
RPI	S	Opponent	Score	RPI	S	Opponent	Score	RPI	S	Opponent	Score	RPI	S	Opponent	Score		
				27	A	Old Dominion	46 57	52	H	Middle Tenn.	55 75	127	H	UAB	61 56		
				32	H	Western Ky.	65 74	65	A	Charlotte	46 52	169	A	Towson	56 59		
				45	A	Ohio	51 67	84	A	Rice	43 81	193	H	Norfolk St.	75 69		
				47	A	Rutgers	41 66					194	H	Fla. Atlantic	85 75		
												209	A	Southern Miss.	80 65		
												217	H	UTEP	76 66		
												240	A	Louisiana Tech	50 60		
												246	H	Morgan St.	52 57		
												251	A	North Texas	68 59		
												255	H	Bowling Green	69 82		
												278	A	Indiana St.	72 60		
												296	H	FIU	65 68		
												302	H	UTSA	66 53		
												324	A	Evansville	62 66		
												327	H	Coppin St.	60 47		
LAST 10 Division I																	
				217	H	UTEP	76 66	296	H	FIU	65 68						
				302	H	UTSA	66 53	32	H	Western Ky.	65 74						
				240	A	Louisiana Tech	50 60	27	A	Old Dominion	46 57						
				209	A	Southern Miss.	80 65	65	A	Charlotte	46 52						
				194	H	Fla. Atlantic	85 75	127	H	UAB	61 56						

Non-Div I Games: Alderson Broadus 85 41 Ky. Christian 89 40

Marshall

Loss, Non-Conf, S Site, H Home A Away N Neutral

Average RPI Win:	112	WON-LOST	WINNING	LAST 10	STRENGTH OF	OPP. STRENGTH	TEAM	ADJ.	CONF.	ADJ CONF.
Average RPI Loss:	11	RECORD	PCT. RANK	GAMES	SCHEDULE	OF SCHEDULE	RPI	RPI	RPI	RPI
DIV. I ONLY	22- 4	19	10-0	8	4	3	3	2	2	
DIV. I NON-CONF.	9- 2	37	0	86	63	39	39	2	2	
TOTALS	RPI 1-25	RPI 26-50	W-L RECORDS	RPI 51-100	RPI 101-150	RPI 150+				
22- 4	6- 4	4- 0	OVERALL	3- 0	0- 0	9- 0				
13- 1	4- 1	2- 0	HOME	2- 0	0- 0	5- 0				
7- 3	2- 3	2- 0	AWAY	0- 0	0- 0	3- 0				
2- 0	0- 0	0- 0	NEUTRAL	1- 0	0- 0	1- 0				
9- 2	0- 2	1- 0	NON-CONFERENCE	1- 0	0- 0	7- 0				
5- 1	0- 1	0- 0	HOME	0- 0	0- 0	5- 0				
2- 1	0- 1	1- 0	AWAY	0- 0	0- 0	1- 0				
2- 0	0- 0	0- 0	NEUTRAL	1- 0	0- 0	1- 0				
13- 2	6- 2	3- 0	CONFERENCE	2- 0	0- 0	2- 0				
8- 0	4- 0	2- 0	HOME	2- 0	0- 0	0- 0				
5- 2	2- 2	1- 0	AWAY	0- 0	0- 0	2- 0				
0- 0	0- 0	0- 0	NEUTRAL	0- 0	0- 0	0- 0				

RPI 1-25				Team's RPI: 3				RPI 26-50				RPI 51-100				RPI 101+			
RPI	S	Opponent	Score		RPI	S	Opponent	Score		RPI	S	Opponent	Score		RPI	S	Opponent	Score	
2	H	South Carolina	54	63	35	A	Michigan	77	49	60	N	Belmont	90	26	153	H	George Washington	88	54
10	A	Iowa	61	66	35	H	Michigan	70	55	81	H	Nebraska	87	69	176	A	Illinois	79	60
10	H	Iowa	93	59	42	A	James Madison	70	68	91	H	Michigan St.	94	53	184	H	Quinnipiac	107	52
12	A	Northwestern	58	81	47	H	Rutgers	79	50						189	H	Delaware	99	55
12	H	Northwestern	70	61											206	A	Penn St.	106	69
18	A	Indiana	79	69											220	N	Clemson	63	44
18	H	Indiana	76	62											243	H	Loyola Maryland	105	45
21	A	NC State	59	66											287	H	Wagner	119	56
22	A	Ohio St.	85	65											309	A	Georgia St.	114	41
22	H	Ohio St.	72	62															
LAST 10 Division I																			
206	A	Penn St.	106	69	22	A	Ohio St.	85	65										
10	H	Iowa	93	59	12	H	Northwestern	70	61										
47	H	Rutgers	79	50	176	A	Illinois	79	60										
18	A	Indiana	79	69	18	H	Indiana	76	62										
91	H	Michigan St.	94	53	81	H	Nebraska	87	69										

Non-Div I Games:

Maryland

Massachusetts

Through Games Of Feb. 18, 2020

Average RPI Win:	210	WON-LOST	WINNING	LAST 10	STRENGTH OF	OPP. STRENGTH	TEAM	ADJ.	CONF.	ADJ CONF.
Average RPI Loss:	130	RECORD	PCT. RANK	GAMES	SCHEDULE	OF SCHEDULE	RPI	RPI	RPI	RPI
DIV. I ONLY	15- 10	110	3-7	229	147	149	149	12	12	
DIV. I NON-CONF.	9- 3	63	0	283	256	139	139	12	12	
TOTALS	RPI 1-25	RPI 26-50	W-L RECORDS	RPI 51-100	RPI 101-150	RPI 150+				
15- 10	0- 0	0- 1	OVERALL	0- 3	5- 2	10- 4				
8- 5	0- 0	0- 1	HOME	0- 1	2- 2	6- 1				
7- 5	0- 0	0- 0	AWAY	0- 2	3- 0	4- 3				
0- 0	0- 0	0- 0	NEUTRAL	0- 0	0- 0	0- 0				
9- 3	0- 0	0- 0	NON-CONFERENCE	0- 1	2- 1	7- 1				
5- 2	0- 0	0- 0	HOME	0- 0	1- 1	4- 1				
4- 1	0- 0	0- 0	AWAY	0- 1	1- 0	3- 0				
0- 0	0- 0	0- 0	NEUTRAL	0- 0	0- 0	0- 0				
6- 7	0- 0	0- 1	CONFERENCE	0- 2	3- 1	3- 3				
3- 3	0- 0	0- 1	HOME	0- 1	1- 1	2- 0				
3- 4	0- 0	0- 0	AWAY	0- 1	2- 0	1- 3				
0- 0	0- 0	0- 0	NEUTRAL	0- 0	0- 0	0- 0				

RPI S	Opponent	Score	RPI S	Opponent	Score	RPI S	Opponent	Score	RPI S	Opponent	Score	Team's RPI: 149
50	H Dayton	51 52	69	A St. John's (NY)	71 82	108	A Davidson	70 62				
			88	H Fordham	64 69	113	H Holy Cross	75 72				
			93	A Saint Louis	56 71	118	H VCU	46 61				
						121	A Duquesne	81 77				
						124	H Richmond	64 50				
						132	A Boston U.	58 45				
						141	H Providence	63 72				
						153	A George Washington	47 50				
						170	A Rhode Island	66 69				
						182	H La Salle	76 62				
						183	H Merrimack	64 79				
						216	H Brown	95 42				
						227	A Iona	65 51				
						228	H Saint Joseph's	61 43				
						229	A UMass Lowell	74 58				
						231	A George Mason	56 73				
						263	H New Hampshire	67 65				
						275	H Siena	61 55				
						293	A St. Bonaventure	62 52				
						295	A Vermont	83 49				
						346	H Hartford	74 48				
LAST 10 Division I												
93	A Saint Louis	56 71	124	H Richmond	64 50							
50	H Dayton	51 52	153	A George Washington	47 50							
88	H Fordham	64 69	118	H VCU	46 61							
231	A George Mason	56 73	170	A Rhode Island	66 69							
108	A Davidson	70 62	182	H La Salle	76 62							

Non-Div I Games: Southern Conn. St. 86 43

Massachusetts

Loss, Non-Conf, S Site, H Home A Away N Neutral

Average RPI Win:	335	WON-LOST	WINNING	LAST 10	STRENGTH OF	OPP. STRENGTH	TEAM	ADJ.	CONF.	ADJ CONF.
Average RPI Loss:	189	RECORD	PCT. RANK	GAMES	SCHEDULE	OF SCHEDULE	RPI	RPI	RPI	RPI
DIV. I ONLY	3- 18	326	2-8	277	303	341	341	23	23	
DIV. I NON-CONF.	1- 6	318	0	171	300	314	314	24	24	
TOTALS	RPI 1-25	RPI 26-50	W-L RECORDS	RPI 51-100	RPI 101-150	RPI 150+				
3- 18	0- 0	0- 1	OVERALL	0- 3	0- 2	3- 12				
3- 6	0- 0	0- 0	HOME	0- 2	0- 1	3- 3				
0- 12	0- 0	0- 1	AWAY	0- 1	0- 1	0- 9				
0- 0	0- 0	0- 0	NEUTRAL	0- 0	0- 0	0- 0				
1- 6	0- 0	0- 1	NON-CONFERENCE	0- 1	0- 1	1- 3				
1- 1	0- 0	0- 0	HOME	0- 1	0- 0	1- 0				
0- 5	0- 0	0- 1	AWAY	0- 0	0- 1	0- 3				
0- 0	0- 0	0- 0	NEUTRAL	0- 0	0- 0	0- 0				
2- 12	0- 0	0- 0	CONFERENCE	0- 2	0- 1	2- 9				
2- 5	0- 0	0- 0	HOME	0- 1	0- 1	2- 3				
0- 7	0- 0	0- 0	AWAY	0- 1	0- 0	0- 6				
0- 0	0- 0	0- 0	NEUTRAL	0- 0	0- 0	0- 0				

RPI S	Opponent	Score	RPI S	Opponent	Score	RPI S	Opponent	Score	RPI S	Opponent	Score	Team's RPI: 341
37	A Arkansas	58 101	84	H Rice	50 81	125	H Abilene Christian	73 90				
			89	A SFA	51 82	127	A UAB	70 97				
			95	H A&M-Corpus Christi	59 73	151	A Sam Houston St.	59 92				
						152	A New Orleans	59 78				
						202	A Louisiana	55 75				
						224	A Central Ark.	49 70				
						224	H Central Ark.	57 70				
						238	H Southeastern La.	67 74				
						240	A Louisiana Tech	54 79				
						249	A SMU	60 81				
						268	H Lamar University	69 87				
						277	A Nicholls St.	63 79				
						286	A Incarnate Word	56 73				
						318	H Houston Baptist	88 72				
						337	A Northwestern St.	60 70				
						337	H Northwestern St.	61 51				
						350	H La.-Monroe	72 69				
LAST 10 Division I												
337	A Northwestern St.	60 70	318	H Houston Baptist	88 72							
224	A Central Ark.	49 70	238	H Southeastern La.	67 74							
95	H A&M-Corpus Christi	59 73	152	A New Orleans	59 78							
268	H Lamar University	69 87	286	A Incarnate Word	56 73							
277	A Nicholls St.	63 79	337	H Northwestern St.	61 51							

Non-Div I Games: Centenary (LA) 116 37 LSU-Shreveport 81 77

McNeese

Loss, Non-Conf, S Site, H Home A Away N Neutral

Average RPI Win:	205	WON-LOST	WINNING	LAST 10	STRENGTH OF	OPP. STRENGTH	TEAM	ADJ.	CONF.	ADJ CONF.
Average RPI Loss:	139	RECORD	PCT. RANK	GAMES	SCHEDULE	OF SCHEDULE	RPI	RPI	RPI	RPI
DIV. I ONLY	13- 12	172	4-6	191	125	178	178	9	9	
DIV. I NON-CONF.	9- 4	84	0	238	299	143	143	9	9	
TOTALS	RPI 1-25	RPI 26-50	W-L RECORDS	RPI 51-100	RPI 101-150	RPI 150+				
13- 12	0- 2	0- 2	OVERALL	2- 1	2- 0	9- 7				
8- 5	0- 1	0- 0	HOME	0- 1	1- 0	7- 3				
4- 6	0- 1	0- 1	AWAY	1- 0	1- 0	2- 4				
1- 1	0- 0	0- 1	NEUTRAL	1- 0	0- 0	0- 0				
9- 4	0- 0	0- 1	NON-CONFERENCE	2- 0	1- 0	6- 3				
5- 2	0- 0	0- 0	HOME	0- 0	1- 0	4- 2				
3- 1	0- 0	0- 0	AWAY	1- 0	0- 0	2- 1				
1- 1	0- 0	0- 1	NEUTRAL	1- 0	0- 0	0- 0				
4- 8	0- 2	0- 1	CONFERENCE	0- 1	1- 0	3- 4				
3- 3	0- 1	0- 0	HOME	0- 1	0- 0	3- 1				
1- 5	0- 1	0- 1	AWAY	0- 0	1- 0	0- 3				
0- 0	0- 0	0- 0	NEUTRAL	0- 0	0- 0	0- 0				

RPI 1-25				RPI 26-50				RPI 51-100				RPI 101+ Team's RPI: 178			
RPI	S	Opponent	Score	RPI	S	Opponent	Score	RPI	S	Opponent	Score	RPI	S	Opponent	Score
7	A	UConn	55 94	26	N	LSU	58 89	77	H	Cincinnati	66 73	127	H	UAB	77 52
7	H	UConn	56 68	43	A	UCF	66 82	80	A	Southern Ill.	70 66	147	A	Wichita St.	69 60
								100	N	Kansas St.	72 68	153	H	George Washington	63 64
												156	A	Toledo	83 76
												158	A	Tulane	55 59
												158	H	Tulane	64 62
												181	A	Houston	65 75
												211	A	Little Rock	68 50
												240	A	Louisiana Tech	74 83
												242	H	Tulsa	63 44
												249	H	SMU	57 52
												254	A	East Carolina	65 71
												254	H	East Carolina	57 61
												260	H	Arkansas St.	78 50
												261	H	Alabama A&M	79 71
												265	H	Eastern Ky.	60 63
												329	H	Alcorn	57 51
												351	H	Mississippi Val.	91 54
LAST 10 Division I															
254	H	East Carolina	57 61	254	A	East Carolina	65 71								
147	A	Wichita St.	69 60	43	A	UCF	66 82								
7	A	UConn	55 94	249	H	SMU	57 52								
158	H	Tulane	64 62	7	H	UConn	56 68								
242	H	Tulsa	63 44	158	A	Tulane	55 59								

Non-Div I Games:

Memphis

Average RPI Win: 268	WON-LOST	WINNING	LAST 10	STRENGTH OF	OPP. STRENGTH	TEAM	ADJ.	CONF.	ADJ CONF.
Average RPI Loss: 181	RECORD	PCT. RANK	GAMES	SCHEDULE	OF SCHEDULE	RPI	RPI	RPI	RPI
DIV. I ONLY	5- 19	315	3-7	262	231	322	322	26	26
DIV. I NON-CONF.	2- 12	318	0	233	210	318	318	22	22
TOTALS	RPI 1-25	RPI 26-50	W-L RECORDS	RPI 51-100	RPI 101-150	RPI 150+			
5- 19	0- 0	0- 1	OVERALL	0- 3	0- 3	5- 12			
4- 7	0- 0	0- 1	HOME	0- 0	0- 0	4- 6			
1- 12	0- 0	0- 0	AWAY	0- 3	0- 3	1- 6			
0- 0	0- 0	0- 0	NEUTRAL	0- 0	0- 0	0- 0			
2- 12	0- 0	0- 1	NON-CONFERENCE	0- 3	0- 2	2- 6			
1- 5	0- 0	0- 1	HOME	0- 0	0- 0	1- 4			
1- 7	0- 0	0- 0	AWAY	0- 3	0- 2	1- 2			
0- 0	0- 0	0- 0	NEUTRAL	0- 0	0- 0	0- 0			
3- 7	0- 0	0- 0	CONFERENCE	0- 0	0- 1	3- 6			
3- 2	0- 0	0- 0	HOME	0- 0	0- 0	3- 2			
0- 5	0- 0	0- 0	AWAY	0- 0	0- 1	0- 4			
0- 0	0- 0	0- 0	NEUTRAL	0- 0	0- 0	0- 0			

RPI S	Opponent	Score	RPI S	Opponent	Score	RPI S	Opponent	Score	RPI S	Opponent	Score
			32 H	Western Ky.	62 75	54 A	Yale	60 68	134 A	Florida	50 71
						79 A	Alabama	56 111	145 A	Columbia	48 77
						83 A	Georgia	60 76	148 A	UNC Greensboro	51 67
									164 A	Samford	64 72
									164 H	Samford	54 60
									174 H	Jacksonville	83 87
									198 H	Chattanooga	55 48
									207 H	Gardner-Webb	62 65
									214 A	Furman	49 62
									214 H	Furman	61 55
									215 A	Kennesaw St.	64 92
									220 H	Clemson	61 65
									239 A	Appalachian St.	68 77
									265 H	Eastern Ky.	60 61
									280 A	Wofford	49 77
									280 H	Wofford	54 53
									284 H	ETSU	66 72
									301 H	Ga. Southern	62 52
									335 A	Western Caro.	40 51
									349 A	South Carolina St.	66 55
LAST 10 Division I											
164 H	Samford	54 60	198 H	Chattanooga	55 48						
214 H	Furman	61 55	284 H	ETSU	66 72						
280 H	Wofford	54 53	164 A	Samford	64 72						
335 A	Western Caro.	40 51	280 A	Wofford	49 77						
148 A	UNC Greensboro	51 67	214 A	Furman	49 62						

Non-Div I Games: LaGrange 74 47

Mercer

Merrimack

Through Games Of Feb. 18, 2020

Average RPI Win: 275	WON-LOST	WINNING	LAST 10	STRENGTH OF	OPP. STRENGTH	TEAM	ADJ.	CONF.	ADJ CONF.
Average RPI Loss: 187	RECORD	PCT. RANK	GAMES	SCHEDULE	OF SCHEDULE	RPI	RPI	RPI	RPI
DIV. I ONLY	15- 8	76	8-2	304	336	183	183	30	30
DIV. I NON-CONF.	5- 4	140	0	219	247	156	156	30	30
TOTALS	RPI 1-25	RPI 26-50	W-L RECORDS	RPI 51-100	RPI 101-150	RPI 150+			
15- 8	0- 0	0- 0	OVERALL	0- 0	1- 4	14- 4			
8- 3	0- 0	0- 0	HOME	0- 0	0- 2	8- 1			
7- 5	0- 0	0- 0	AWAY	0- 0	1- 2	6- 3			
0- 0	0- 0	0- 0	NEUTRAL	0- 0	0- 0	0- 0			
5- 4	0- 0	0- 0	NON-CONFERENCE	0- 0	1- 2	4- 2			
3- 1	0- 0	0- 0	HOME	0- 0	0- 1	3- 0			
2- 3	0- 0	0- 0	AWAY	0- 0	1- 1	1- 2			
0- 0	0- 0	0- 0	NEUTRAL	0- 0	0- 0	0- 0			
10- 4	0- 0	0- 0	CONFERENCE	0- 0	0- 2	10- 2			
5- 2	0- 0	0- 0	HOME	0- 0	0- 1	5- 1			
5- 2	0- 0	0- 0	AWAY	0- 0	0- 1	5- 1			
0- 0	0- 0	0- 0	NEUTRAL	0- 0	0- 0	0- 0			

RPI 1-25				RPI 26-50				RPI 51-100				RPI 101+ Team's RPI: 183			
RPI	S	Opponent	Score	RPI	S	Opponent	Score	RPI	S	Opponent	Score	RPI	S	Opponent	Score
												113	A	Holy Cross	42 68
												128	A	Robert Morris	50 72
												128	H	Robert Morris	62 68
												129	H	Lehigh	68 72
												149	A	Massachusetts	79 64
												167	H	Mt. St. Mary's	76 55
												171	A	Dartmouth	52 57
												176	A	Illinois	72 75
												216	A	Brown	72 57
												229	H	UMass Lowell	73 50
												256	A	Saint Francis (PA)	71 56
												263	H	New Hampshire	64 54
												287	H	Wagner	55 44
												295	H	Vermont	78 53
												305	H	St. Francis Brooklyn	80 54
												310	A	Sacred Heart	60 63
												315	A	Bryant	61 53
												315	H	Bryant	78 66
												319	A	Fairleigh Dickinson	84 66
												319	H	Fairleigh Dickinson	62 51
												338	A	LIU Brooklyn	66 63
												338	H	LIU Brooklyn	60 68
												347	A	Central Conn. St.	65 56
LAST 10 Division I															
				315	A	Bryant	61 53					338	H	LIU Brooklyn	60 68
				287	H	Wagner	55 44					319	H	Fairleigh Dickinson	62 51
				319	A	Fairleigh Dickinson	84 66					256	A	Saint Francis (PA)	71 56
				338	A	LIU Brooklyn	66 63					128	A	Robert Morris	50 72
				305	H	St. Francis Brooklyn	80 54					167	H	Mt. St. Mary's	76 55

Non-Div I Games: Eastern Nazarene 82 50 Fisher 81 42

Merrimack

Loss, Non-Conf, S Site, H Home A Away N Neutral

Average RPI Win:	146	WON-LOST	WINNING	LAST 10	STRENGTH OF	OPP. STRENGTH	TEAM	ADJ.	CONF.	ADJ CONF.
Average RPI Loss:	42	RECORD	PCT. RANK	GAMES	SCHEDULE	OF SCHEDULE	RPI	RPI	RPI	RPI
DIV. I ONLY	13- 12	172	4-6	19	45	91	91	5	5	
DIV. I NON-CONF.	8- 3	68	0	12	72	46	46	4	4	
TOTALS	RPI 1-25	RPI 26-50	W-L RECORDS	RPI 51-100	RPI 101-150	RPI 150+				
13- 12	0- 6	0- 2	OVERALL	4- 2	3- 2	6- 0				
11- 5	0- 4	0- 1	HOME	4- 0	3- 0	4- 0				
1- 7	0- 2	0- 1	AWAY	0- 2	0- 2	1- 0				
1- 0	0- 0	0- 0	NEUTRAL	0- 0	0- 0	1- 0				
8- 3	0- 3	0- 0	NON-CONFERENCE	2- 0	2- 0	4- 0				
7- 2	0- 2	0- 0	HOME	2- 0	2- 0	3- 0				
0- 1	0- 1	0- 0	AWAY	0- 0	0- 0	0- 0				
1- 0	0- 0	0- 0	NEUTRAL	0- 0	0- 0	1- 0				
5- 9	0- 3	0- 2	CONFERENCE	2- 2	1- 2	2- 0				
4- 3	0- 2	0- 1	HOME	2- 0	1- 0	1- 0				
1- 6	0- 1	0- 1	AWAY	0- 2	0- 2	1- 0				
0- 0	0- 0	0- 0	NEUTRAL	0- 0	0- 0	0- 0				

RPI	S	Opponent	Score	RPI	S	Opponent	Score	RPI	S	Opponent	Score	RPI	S	Opponent	Score
6	H	Louisville	41 87	30	A	Virginia Tech	45 69	51	A	Virginia	64 69	102	A	North Carolina	58 78
15	H	Oregon St.	53 75	31	H	Duke	55 74	53	H	IUPUI	74 65	110	A	Notre Dame	53 76
18	H	Indiana	45 58					74	A	Georgia Tech	54 61	120	H	North Florida	78 55
20	A	DePaul	83 89					74	H	Georgia Tech	54 49	122	H	Wake Forest	59 56
25	A	Florida St.	61 79					85	H	Syracuse	77 62	143	H	Jackson St.	83 68
25	H	Florida St.	62 73					98	H	Washington St.	74 68	157	N	N.C. A&T	68 67
												168	H	Binghamton	79 56
												187	H	Miami (OH)	80 62
												220	A	Clemson	63 48
												220	H	Clemson	68 64
												245	H	UNC Asheville	75 46
LAST 10 Division I															
220	A	Clemson	63 48	25	A	Florida St.	61 79								
51	A	Virginia	64 69	220	H	Clemson	68 64								
31	H	Duke	55 74	110	A	Notre Dame	53 76								
30	A	Virginia Tech	45 69	102	A	North Carolina	58 78								
74	H	Georgia Tech	54 49	85	H	Syracuse	77 62								

Non-Div I Games:

Miami (FL)

■ Loss,
■ Non-Conf,
■ S Site,
■ H Home
■ A Away
N Neutral

Average RPI Win:	248	WON-LOST	WINNING	LAST 10	STRENGTH OF	OPP. STRENGTH	TEAM	ADJ.	CONF.	ADJ CONF.
Average RPI Loss:	89	RECORD	PCT. RANK	GAMES	SCHEDULE	OF SCHEDULE	RPI	RPI	RPI	RPI
DIV. I ONLY	10- 14	229	3-7	162	95	187	187	10	10	
DIV. I NON-CONF.	6- 5	151	0	255	148	140	140	10	10	
TOTALS	RPI 1-25	RPI 26-50	W-L RECORDS	RPI 51-100	RPI 101-150	RPI 150+				
10- 14	0- 3	0- 2	OVERALL	0- 3	1- 3	9- 3				
5- 4	0- 1	0- 1	HOME	0- 0	1- 2	4- 0				
4- 9	0- 2	0- 1	AWAY	0- 3	0- 0	4- 3				
1- 1	0- 0	0- 0	NEUTRAL	0- 0	0- 1	1- 0				
6- 5	0- 1	0- 1	NON-CONFERENCE	0- 2	0- 1	6- 0				
2- 0	0- 0	0- 0	HOME	0- 0	0- 0	2- 0				
3- 4	0- 1	0- 1	AWAY	0- 2	0- 0	3- 0				
1- 1	0- 0	0- 0	NEUTRAL	0- 0	0- 1	1- 0				
4- 9	0- 2	0- 1	CONFERENCE	0- 1	1- 2	3- 3				
3- 4	0- 1	0- 1	HOME	0- 0	1- 2	2- 0				
1- 5	0- 1	0- 0	AWAY	0- 1	0- 0	1- 3				
0- 0	0- 0	0- 0	NEUTRAL	0- 0	0- 0	0- 0				

RPI 1-25				RPI 26-50				RPI 51-100				RPI 101+ Team's RPI: 187			
RPI	S	Opponent	Score	RPI	S	Opponent	Score	RPI	S	Opponent	Score	RPI	S	Opponent	Score
17	A	Central Mich.	70 76	38	A	Bradley	68 79	57	A	Ball St.	63 80	104	H	Kent St.	75 78
17	H	Central Mich.	87 99	45	H	Ohio	70 84	77	A	Cincinnati	68 98	106	N	Liberty	53 65
20	A	DePaul	79 98					91	A	Miami (FL)	62 80	133	H	Buffalo	72 86
												150	H	Western Mich.	70 67
												156	H	Toledo	92 83
												173	A	Eastern Mich.	53 80
												179	A	Northern Ill.	84 86
												179	H	Northern Ill.	66 64
												192	A	Akron	62 70
												236	A	South Alabama	76 73
												255	A	Bowling Green	80 59
												265	A	Eastern Ky.	75 57
												282	N	Prairie View	65 52
												290	A	Pittsburgh	80 71
												324	H	Evansville	72 64
												342	H	UIC	85 35
LAST 10 Division I															
45	H	Ohio	70 84	255	A	Bowling Green	80 59								
179	A	Northern Ill.	84 86	57	A	Ball St.	63 80								
17	H	Central Mich.	87 99	192	A	Akron	62 70								
156	H	Toledo	92 83	104	H	Kent St.	75 78								
150	H	Western Mich.	70 67	173	A	Eastern Mich.	53 80								

Non-Div I Games: Tiffin 83 51

Miami (OH)

Loss, Non-Conf, S Site, H Home A Away N Neutral

Average RPI Win:	132	WON-LOST	WINNING	LAST 10	STRENGTH OF	OPP. STRENGTH	TEAM	ADJ.	CONF.	ADJ CONF.
Average RPI Loss:	35	RECORD	PCT. RANK	GAMES	SCHEDULE	OF SCHEDULE	RPI	RPI	RPI	RPI
DIV. I ONLY	16- 9	83	5-5	14	31	35	35	2	2	
DIV. I NON-CONF.	9- 2	37	0	101	151	51	51	2	2	
TOTALS	RPI 1-25	RPI 26-50	W-L RECORDS	RPI 51-100	RPI 101-150	RPI 150+				
16- 9	1- 6	3- 1	OVERALL	3- 1	3- 1	6- 0				
11- 3	1- 2	3- 0	HOME	2- 0	1- 1	4- 0				
4- 5	0- 3	0- 1	AWAY	1- 1	1- 0	2- 0				
1- 1	0- 1	0- 0	NEUTRAL	0- 0	1- 0	0- 0				
9- 2	0- 1	1- 0	NON-CONFERENCE	1- 0	2- 1	5- 0				
6- 1	0- 0	1- 0	HOME	1- 0	1- 1	3- 0				
2- 0	0- 0	0- 0	AWAY	0- 0	0- 0	2- 0				
1- 1	0- 1	0- 0	NEUTRAL	0- 0	1- 0	0- 0				
7- 7	1- 5	2- 1	CONFERENCE	2- 1	1- 0	1- 0				
5- 2	1- 2	2- 0	HOME	1- 0	0- 0	1- 0				
2- 5	0- 3	0- 1	AWAY	1- 1	1- 0	0- 0				
0- 0	0- 0	0- 0	NEUTRAL	0- 0	0- 0	0- 0				

RPI 1-25				RPI 26-50				Team's RPI: 35		RPI 51-100				RPI 101+			
RPI	S	Opponent	Score	RPI	S	Opponent	Score		RPI	S	Opponent	Score	RPI	S	Opponent	Score	
3	A	Maryland	55 70	34	H	Purdue	66 63		71	A	Minnesota	77 52	104	N	Kent St.	88 53	
3	H	Maryland	49 77	38	H	Bradley	77 57		81	A	Nebraska	71 74	110	H	Notre Dame	72 76	
10	H	Iowa	78 63	47	A	Rutgers	41 62		85	H	Syracuse	84 76	137	A	Wisconsin	68 56	
12	A	Northwestern	73 81	47	H	Rutgers	71 57		91	H	Michigan St.	89 69	150	H	Western Mich.	76 55	
12	H	Northwestern	60 66										173	A	Eastern Mich.	57 38	
22	A	Ohio St.	69 78										192	A	Akron	80 71	
25	N	Florida St.	69 79										206	H	Penn St.	82 48	
													239	H	Appalachian St.	62 35	
													246	H	Morgan St.	80 48	
													289	H	Oakland	79 64	
LAST 10 Division I																	
				47	A	Rutgers	41 62		12	A	Northwestern	73 81					
				12	H	Northwestern	60 66		47	H	Rutgers	71 57					
				71	A	Minnesota	77 52		81	A	Nebraska	71 74					
				34	H	Purdue	66 63		137	A	Wisconsin	68 56					
				10	H	Iowa	78 63		3	H	Maryland	49 77					

Non-Div I Games:

Michigan

■ Loss,
 ■ Non-Conf, S Site,
 ■ Home
 ■ Away
 N Neutral

Michigan St.

Through Games Of Feb. 18, 2020

Average RPI Win:	156	WON-LOST	WINNING	LAST 10	STRENGTH OF	OPP. STRENGTH	TEAM	ADJ.	CONF.	ADJ CONF.
Average RPI Loss:	43	RECORD	PCT. RANK	GAMES	SCHEDULE	OF SCHEDULE	RPI	RPI	RPI	RPI
DIV. I ONLY	13- 12	172	5-5	46	15	91	91	2	2	
DIV. I NON-CONF.	7- 4	100	0	265	65	163	163	2	2	
TOTALS	RPI 1-25	RPI 26-50	W-L RECORDS	RPI 51-100	RPI 101-150	RPI 150+				
13- 12	1- 6	2- 3	OVERALL	3- 2	2- 0	5- 1				
10- 2	1- 1	1- 1	HOME	2- 0	1- 0	5- 0				
2- 7	0- 5	1- 1	AWAY	0- 0	1- 0	0- 1				
1- 3	0- 0	0- 1	NEUTRAL	1- 2	0- 0	0- 0				
7- 4	0- 1	0- 1	NON-CONFERENCE	1- 2	1- 0	5- 0				
5- 0	0- 0	0- 0	HOME	0- 0	0- 0	5- 0				
1- 1	0- 1	0- 0	AWAY	0- 0	1- 0	0- 0				
1- 3	0- 0	0- 1	NEUTRAL	1- 2	0- 0	0- 0				
6- 8	1- 5	2- 2	CONFERENCE	2- 0	1- 0	0- 1				
5- 2	1- 1	1- 1	HOME	2- 0	1- 0	0- 0				
1- 6	0- 4	1- 1	AWAY	0- 0	0- 0	0- 1				
0- 0	0- 0	0- 0	NEUTRAL	0- 0	0- 0	0- 0				

RPI 1-25				RPI 26-50				RPI 51-100 Team's RPI: 91				RPI 101+			
RPI	S	Opponent	Score	RPI	S	Opponent	Score	RPI	S	Opponent	Score	RPI	S	Opponent	Score
3	A	Maryland	53 94	26	N	LSU	56 58	55	N	West Virginia	57 63	110	A	Notre Dame	72 69
10	A	Iowa	57 74	34	H	Purdue	66 76	71	H	Minnesota	66 54	137	H	Wisconsin	69 52
12	A	Northwestern	55 85	35	A	Michigan	69 89	81	H	Nebraska	78 70	173	H	Eastern Mich.	85 50
12	H	Northwestern	48 76	47	A	Rutgers	66 55	85	N	Syracuse	63 77	206	A	Penn St.	73 86
18	A	Indiana	67 79	47	H	Rutgers	57 53	100	N	Kansas St.	65 60	271	H	Morehead St.	93 48
22	H	Ohio St.	68 65									289	H	Oakland	76 56
25	A	Florida St.	68 78									333	H	Detroit Mercy	110 52
												346	H	Hartford	79 34
LAST 10 Division I															
71	H	Minnesota	66 54	10	A	Iowa	57 74								
47	H	Rutgers	57 53	12	H	Northwestern	48 76								
12	A	Northwestern	55 85	47	A	Rutgers	66 55								
3	A	Maryland	53 94	22	H	Ohio St.	68 65								
34	H	Purdue	66 76	137	H	Wisconsin	69 52								

Non-Div I Games:

Michigan St.

■ Loss,
■ Non-Conf, S Site,
■ Home
■ Away
N Neutral

Average RPI Win:	190	WON-LOST	WINNING	LAST 10	STRENGTH OF	OPP. STRENGTH	TEAM	ADJ.	CONF.	ADJ CONF.
Average RPI Loss:	63	RECORD	PCT. RANK	GAMES	SCHEDULE	OF SCHEDULE	RPI	RPI	RPI	RPI
DIV. I ONLY	17- 8	64	7-3	69	99	52	52	13	13	
DIV. I NON-CONF.	8- 4	90	0	44	27	50	50	15	15	
TOTALS	RPI 1-25	RPI 26-50	W-L RECORDS	RPI 51-100	RPI 101-150	RPI 150+				
17- 8	1- 2	0- 3	OVERALL	1- 2	3- 0	12- 1				
10- 2	1- 1	0- 1	HOME	1- 0	1- 0	7- 0				
6- 4	0- 0	0- 1	AWAY	0- 2	1- 0	5- 1				
1- 2	0- 1	0- 1	NEUTRAL	0- 0	1- 0	0- 0				
8- 4	1- 2	0- 1	NON-CONFERENCE	0- 1	2- 0	5- 0				
5- 1	1- 1	0- 0	HOME	0- 0	1- 0	3- 0				
2- 1	0- 0	0- 0	AWAY	0- 1	0- 0	2- 0				
1- 2	0- 1	0- 1	NEUTRAL	0- 0	1- 0	0- 0				
9- 4	0- 0	0- 2	CONFERENCE	1- 1	1- 0	7- 1				
5- 1	0- 0	0- 1	HOME	1- 0	0- 0	4- 0				
4- 3	0- 0	0- 1	AWAY	0- 1	1- 0	3- 1				
0- 0	0- 0	0- 0	NEUTRAL	0- 0	0- 0	0- 0				

RPI 1-25				RPI 26-50				RPI 51-100				Team's RPI: 52		RPI 101+			
RPI	S	Opponent	Score	RPI	S	Opponent	Score	RPI	S	Opponent	Score			RPI	S	Opponent	Score
13	N	Gonzaga	50 62	27	H	Old Dominion	56 67	60	A	Belmont	57 68			105	N	Auburn	73 50
19	H	TCU	82 70	28	N	Arizona St.	60 61	65	H	Charlotte	83 59			118	H	VCU	86 63
23	H	Kentucky	52 67	32	A	Western Ky.	63 71	84	A	Rice	60 77			127	A	UAB	62 52
														158	A	Tulane	64 62
														194	H	Fla. Atlantic	81 66
														197	H	Tennessee Tech	64 58
														209	A	Southern Miss.	77 69
														214	H	Furman	78 62
														217	H	UTEP	76 60
														233	A	Marshall	75 55
														240	A	Louisiana Tech	60 78
														251	A	North Texas	80 60
														254	A	East Carolina	68 66
														273	H	Lipscomb	70 49
														296	H	FIU	72 56
														302	H	UTSA	69 48
LAST 10 Division I																	
127	A	UAB	62 52	209	A	Southern Miss.	77 69										
84	A	Rice	60 77	240	A	Louisiana Tech	60 78										
251	A	North Texas	80 60	296	H	FIU	72 56										
302	H	UTSA	69 48	194	H	Fla. Atlantic	81 66										
217	H	UTEP	76 60	32	A	Western Ky.	63 71										

Non-Div I Games:

Middle Tenn.

■ Loss,
 ■ Non-Conf, S Site,
 ■ Home
 ■ Away
 N Neutral

Milwaukee

Through Games Of Feb. 18, 2020

Average RPI Win:	251	WON-LOST	WINNING	LAST 10	STRENGTH OF	OPP. STRENGTH	TEAM	ADJ.	CONF.	ADJ CONF.
Average RPI Loss:	140	RECORD	PCT. RANK	GAMES	SCHEDULE	OF SCHEDULE	RPI	RPI	RPI	RPI
DIV. I ONLY	10- 14	229	6-4	219	202	237	237	22	22	
DIV. I NON-CONF.	2- 8	295	0	159	56	297	297	20	20	
TOTALS	RPI 1-25	RPI 26-50	W-L RECORDS	RPI 51-100	RPI 101-150	RPI 150+				
10- 14	0- 1	0- 2	OVERALL	0- 2	1- 3	9- 6				
7- 5	0- 0	0- 1	HOME	0- 1	1- 0	6- 3				
3- 9	0- 1	0- 1	AWAY	0- 1	0- 3	3- 3				
0- 0	0- 0	0- 0	NEUTRAL	0- 0	0- 0	0- 0				
2- 8	0- 1	0- 2	NON-CONFERENCE	0- 1	0- 2	2- 2				
2- 3	0- 0	0- 1	HOME	0- 0	0- 0	2- 2				
0- 5	0- 1	0- 1	AWAY	0- 1	0- 2	0- 0				
0- 0	0- 0	0- 0	NEUTRAL	0- 0	0- 0	0- 0				
8- 6	0- 0	0- 0	CONFERENCE	0- 1	1- 1	7- 4				
5- 2	0- 0	0- 0	HOME	0- 1	1- 0	4- 1				
3- 4	0- 0	0- 0	AWAY	0- 0	0- 1	3- 3				
0- 0	0- 0	0- 0	NEUTRAL	0- 0	0- 0	0- 0				

RPI 1-25				RPI 26-50				RPI 51-100				RPI 101+ Team's RPI: 237			
RPI	S	Opponent	Score	RPI	S	Opponent	Score	RPI	S	Opponent	Score	RPI	S	Opponent	Score
20	A	DePaul	65 94	33	H	Marquette	56 78	53	H	IUPUI	52 75	137	A	Wisconsin	40 71
				34	A	Purdue	55 68	71	A	Minnesota	61 77	139	A	Green Bay	48 61
												139	H	Green Bay	65 60
												145	A	Columbia	46 74
												163	A	Wright St.	77 67
												163	H	Wright St.	60 58
												179	H	Northern Ill.	78 65
												186	A	Northern Ky.	37 61
												186	H	Northern Ky.	49 61
												201	A	Cleveland St.	49 58
												212	H	North Dakota	58 66
												232	A	Youngstown St.	74 62
												255	H	Bowling Green	51 63
												289	A	Oakland	62 78
												289	H	Oakland	74 67
												333	A	Detroit Mercy	63 48
												333	H	Detroit Mercy	76 51
												339	H	Ark.-Pine Bluff	69 55
												342	H	UIC	71 55
LAST 10 Division I															
				333	H	Detroit Mercy	76 51					232	A	Youngstown St.	74 62
				289	H	Oakland	74 67					201	A	Cleveland St.	49 58
				139	H	Green Bay	65 60					53	H	IUPUI	52 75
				163	A	Wright St.	77 67					342	H	UIC	71 55
				186	A	Northern Ky.	37 61					289	A	Oakland	62 78

Non-Div I Games: Wis.-Parkside 84 77

Milwaukee

■ Loss,
 ■ Non-Conf, S Site,
 ■ Home
 ■ Away
 N Neutral

Average RPI Win:	148	WON-LOST	WINNING	LAST 10	STRENGTH OF	OPP. STRENGTH	TEAM	ADJ.	CONF.	ADJ CONF.
Average RPI Loss:	55	RECORD	PCT. RANK	GAMES	SCHEDULE	OF SCHEDULE	RPI	RPI	RPI	RPI
DIV. I ONLY	15- 11	129	4-6	44	29	71	71	2	2	
DIV. I NON-CONF.	10- 1	20	0	81	163	25	25	2	2	
TOTALS	RPI 1-25	RPI 26-50	W-L RECORDS	RPI 51-100	RPI 101-150	RPI 150+				
15- 11	0- 6	3- 1	OVERALL	2- 2	3- 1	7- 1				
9- 6	0- 4	2- 1	HOME	2- 0	1- 1	4- 0				
6- 5	0- 2	1- 0	AWAY	0- 2	2- 0	3- 1				
0- 0	0- 0	0- 0	NEUTRAL	0- 0	0- 0	0- 0				
10- 1	0- 1	1- 0	NON-CONFERENCE	1- 0	2- 0	6- 0				
7- 1	0- 1	1- 0	HOME	1- 0	1- 0	4- 0				
3- 0	0- 0	0- 0	AWAY	0- 0	1- 0	2- 0				
0- 0	0- 0	0- 0	NEUTRAL	0- 0	0- 0	0- 0				
5- 10	0- 5	2- 1	CONFERENCE	1- 2	1- 1	1- 1				
2- 5	0- 3	1- 1	HOME	1- 0	0- 1	0- 0				
3- 5	0- 2	1- 0	AWAY	0- 2	1- 0	1- 1				
0- 0	0- 0	0- 0	NEUTRAL	0- 0	0- 0	0- 0				

RPI	S	Opponent	Score	RPI	S	Opponent	Score	RPI	S	Opponent	Score	RPI	S	Opponent	Score
5	H	Missouri St.	69 77	28	H	Arizona St.	80 66	81	A	Nebraska	58 72	110	A	Notre Dame	75 67
10	H	Iowa	75 76	34	A	Purdue	72 59	81	H	Nebraska	67 61	129	H	Lehigh	77 49
12	H	Northwestern	54 56	35	H	Michigan	52 77	87	H	Montana St.	71 60	137	A	Wisconsin	73 64
18	A	Indiana	52 65	47	H	Rutgers	73 71	91	A	Michigan St.	54 66	137	H	Wisconsin	62 72
22	A	Ohio St.	76 99									153	A	George Washington	83 50
22	H	Ohio St.	63 66									159	H	UC Davis	76 67
												176	A	Illinois	71 74
												204	A	American	70 53
												206	A	Penn St.	81 74
												237	H	Milwaukee	77 61
												295	H	Vermont	90 58
												315	H	Bryant	101 56
LAST 10 Division I															
91	A	Michigan St.	54 66	81	H	Nebraska	67 61								
22	A	Ohio St.	76 99	18	A	Indiana	52 65								
35	H	Michigan	52 77	137	H	Wisconsin	62 72								
137	A	Wisconsin	73 64	34	A	Purdue	72 59								
47	H	Rutgers	73 71	10	H	Iowa	75 76								

Non-Div I Games:

Minnesota

■ Loss,
■ Non-Conf, S Site,
■ Home
■ Away
N Neutral

Mississippi St.

Through Games Of Feb. 18, 2020

Average RPI Win:	121	WON-LOST	WINNING	LAST 10	STRENGTH OF	OPP. STRENGTH	TEAM	ADJ.	CONF.	ADJ CONF.
Average RPI Loss:	22	RECORD	PCT. RANK	GAMES	SCHEDULE	OF SCHEDULE	RPI	RPI	RPI	RPI
DIV. I ONLY	22- 4	19	8-2	20	30	11	11	4	4	
DIV. I NON-CONF.	12- 2	28	0	33	51	12	12	5	5	
TOTALS	RPI 1-25	RPI 26-50	W-L RECORDS	RPI 51-100	RPI 101-150	RPI 150+				
22- 4	1- 3	3- 0	OVERALL	6- 1	6- 0	6- 0				
11- 1	1- 0	2- 0	HOME	2- 1	2- 0	4- 0				
7- 2	0- 2	1- 0	AWAY	2- 0	3- 0	1- 0				
4- 1	0- 1	0- 0	NEUTRAL	2- 0	1- 0	1- 0				
12- 2	0- 1	2- 0	NON-CONFERENCE	3- 1	2- 0	5- 0				
5- 1	0- 0	1- 0	HOME	1- 1	0- 0	3- 0				
3- 0	0- 0	1- 0	AWAY	0- 0	1- 0	1- 0				
4- 1	0- 1	0- 0	NEUTRAL	2- 0	1- 0	1- 0				
10- 2	1- 2	1- 0	CONFERENCE	3- 0	4- 0	1- 0				
6- 0	1- 0	1- 0	HOME	1- 0	2- 0	1- 0				
4- 2	0- 2	0- 0	AWAY	2- 0	2- 0	0- 0				
0- 0	0- 0	0- 0	NEUTRAL	0- 0	0- 0	0- 0				

RPI 1-25				RPI 26-50				RPI 51-100				RPI 101+			
RPI	S	Opponent	Score	RPI	S	Opponent	Score	RPI	S	Opponent	Score	RPI	S	Opponent	Score
2	A	South Carolina	79 81	26	H	LSU	64 60	51	N	Virginia	72 59	101	A	Vanderbilt	68 52
9	N	Stanford	62 67	33	A	Marquette	74 68	55	H	West Virginia	65 71	105	H	Auburn	78 73
14	H	Texas A&M	69 57	48	H	Troy	122 82	56	A	Tennessee	72 55	134	H	Florida	93 47
23	A	Kentucky	62 73					62	H	UT Martin	82 46	139	N	Green Bay	83 58
								66	N	South Fla.	86 61	140	A	Missouri	79 64
								83	A	Georgia	73 66	143	A	Jackson St.	92 53
								83	H	Georgia	67 53	202	A	Louisiana	64 48
												209	H	Southern Miss.	91 58
												211	H	Little Rock	89 50
												234	N	San Francisco	73 38
												235	H	Murray St.	124 43
												281	H	Ole Miss	80 39
LAST 10 Division I															
23	A	Kentucky	62 73	281	H	Ole Miss	80 39								
14	H	Texas A&M	69 57	101	A	Vanderbilt	68 52								
56	A	Tennessee	72 55	2	A	South Carolina	79 81								
83	H	Georgia	67 53	26	H	LSU	64 60								
105	H	Auburn	78 73	140	A	Missouri	79 64								

Non-Div I Games:

Mississippi St.

■ Loss,
 ■ Non-Conf, S Site,
 ■ Home
 ■ Away
 N Neutral

Average RPI Win: 344		WON-LOST	WINNING	LAST 10	STRENGTH OF	OPP. STRENGTH	TEAM	ADJ.	CONF.	ADJ CONF.
Average RPI Loss: 255		RECORD	PCT. RANK	GAMES	SCHEDULE	OF SCHEDULE	RPI	RPI	RPI	RPI
DIV. I ONLY		2- 22	346	1-9	350	350	351	351	32	32
DIV. I NON-CONF.		1- 10	329	0	340	336	350	350	31	31
TOTALS	RPI 1-25		RPI 26-50		W-L RECORDS	RPI 51-100	RPI 101-150		RPI 150+	
2- 22	0- 0		0- 0		OVERALL	0- 0	0- 2		2- 20	
2- 8	0- 0		0- 0		HOME	0- 0	0- 1		2- 7	
0- 13	0- 0		0- 0		AWAY	0- 0	0- 1		0- 12	
0- 1	0- 0		0- 0		NEUTRAL	0- 0	0- 0		0- 1	
1- 10	0- 0		0- 0		NON-CONFERENCE	0- 0	0- 0		1- 10	
1- 2	0- 0		0- 0		HOME	0- 0	0- 0		1- 2	
0- 7	0- 0		0- 0		AWAY	0- 0	0- 0		0- 7	
0- 1	0- 0		0- 0		NEUTRAL	0- 0	0- 0		0- 1	
1- 12	0- 0		0- 0		CONFERENCE	0- 0	0- 2		1- 10	
1- 6	0- 0		0- 0		HOME	0- 0	0- 1		1- 5	
0- 6	0- 0		0- 0		AWAY	0- 0	0- 1		0- 5	
0- 0	0- 0		0- 0		NEUTRAL	0- 0	0- 0		0- 0	

[illegible]

Non-Div I Games:

Mississippi Val.

Loss, Non-Conf, S Site, H Home A Away N Neutral

Average RPI Win:	169	WON-LOST	WINNING	LAST 10	STRENGTH OF	OPP. STRENGTH	TEAM	ADJ.	CONF.	ADJ CONF.
Average RPI Loss:	73	RECORD	PCT. RANK	GAMES	SCHEDULE	OF SCHEDULE	RPI	RPI	RPI	RPI
DIV. I ONLY	6- 19	308	2-8	5	68	140	140	4	4	
DIV. I NON-CONF.	3- 10	282	0	40	126	228	228	5	5	
TOTALS	RPI 1-25	RPI 26-50	W-L RECORDS	RPI 51-100	RPI 101-150	RPI 150+				
6- 19	0- 6	1- 4	OVERALL	2- 3	0- 3	3- 3				
4- 9	0- 4	1- 1	HOME	1- 2	0- 1	2- 1				
2- 8	0- 2	0- 3	AWAY	1- 1	0- 1	1- 1				
0- 2	0- 0	0- 0	NEUTRAL	0- 0	0- 1	0- 1				
3- 10	0- 2	0- 1	NON-CONFERENCE	1- 2	0- 2	2- 3				
3- 4	0- 1	0- 0	HOME	1- 2	0- 0	2- 1				
0- 4	0- 1	0- 1	AWAY	0- 0	0- 1	0- 1				
0- 2	0- 0	0- 0	NEUTRAL	0- 0	0- 1	0- 1				
3- 9	0- 4	1- 3	CONFERENCE	1- 1	0- 1	1- 0				
1- 5	0- 3	1- 1	HOME	0- 0	0- 1	0- 0				
2- 4	0- 1	0- 2	AWAY	1- 1	0- 0	1- 0				
0- 0	0- 0	0- 0	NEUTRAL	0- 0	0- 0	0- 0				

RPI 1-25				RPI 26-50				RPI 51-100				RPI 101+ Team's RPI: 140			
RPI	S	Opponent	Score	RPI	S	Opponent	Score	RPI	S	Opponent	Score	RPI	S	Opponent	Score
2	H	South Carolina	45 78	26	A	LSU	58 66	56	A	Tennessee	66 77	102	N	North Carolina	69 82
5	A	Missouri St.	72 79	26	H	LSU	69 65	72	H	UNI	73 78	134	H	Florida	67 75
11	H	Mississippi St.	64 79	37	A	Arkansas	73 90	81	H	Nebraska	85 90	139	A	Green Bay	64 72
14	A	Texas A&M	53 72	37	H	Arkansas	81 85	83	A	Georgia	73 65	176	H	Illinois	51 58
16	H	Princeton	33 68	39	A	South Dakota	56 72	93	H	Saint Louis	83 58	195	H	Western Ill.	97 89
23	H	Kentucky	47 62									200	N	New Mexico	68 71
												222	A	UMKC	56 59
												281	A	Ole Miss	71 57
												334	H	SIUE	68 51
LAST 10 Division I															
134	H	Florida	67 75	14	A	Texas A&M	53 72								
26	A	LSU	58 66	281	A	Ole Miss	71 57								
83	A	Georgia	73 65	2	H	South Carolina	45 78								
37	H	Arkansas	81 85	37	A	Arkansas	73 90								
23	H	Kentucky	47 62	11	H	Mississippi St.	64 79								

Non-Div I Games:

Missouri

■ Loss,
■ Non-Conf,
■ S Site,
■ H Home
■ A Away
N Neutral

Average RPI Win:	120	WON-LOST	WINNING	LAST 10	STRENGTH OF	OPP. STRENGTH	TEAM	ADJ.	CONF.	ADJ CONF.
Average RPI Loss:	36	RECORD	PCT. RANK	GAMES	SCHEDULE	OF SCHEDULE	RPI	RPI	RPI	RPI
DIV. I ONLY	20- 3	17	9-1	22	70	5	5	8	8	
DIV. I NON-CONF.	9- 2	37	0	23	13	6	6	7	7	
TOTALS	RPI 1-25	RPI 26-50	W-L RECORDS	RPI 51-100	RPI 101-150	RPI 150+				
20- 3	0- 2	4- 0	OVERALL	7- 1	4- 0	5- 0				
10- 0	0- 0	2- 0	HOME	4- 0	2- 0	2- 0				
10- 3	0- 2	2- 0	AWAY	3- 1	2- 0	3- 0				
0- 0	0- 0	0- 0	NEUTRAL	0- 0	0- 0	0- 0				
9- 2	0- 2	1- 0	NON-CONFERENCE	3- 0	3- 0	2- 0				
5- 0	0- 0	0- 0	HOME	1- 0	2- 0	2- 0				
4- 2	0- 2	1- 0	AWAY	2- 0	1- 0	0- 0				
0- 0	0- 0	0- 0	NEUTRAL	0- 0	0- 0	0- 0				
11- 1	0- 0	3- 0	CONFERENCE	4- 1	1- 0	3- 0				
5- 0	0- 0	2- 0	HOME	3- 0	0- 0	0- 0				
6- 1	0- 0	1- 0	AWAY	1- 1	1- 0	3- 0				
0- 0	0- 0	0- 0	NEUTRAL	0- 0	0- 0	0- 0				

RPI 1-25				Team's RPI: 5		RPI 26-50				RPI 51-100				RPI 101+					
RPI	S	Opponent	Score		RPI	S	Opponent	Score		RPI	S	Opponent	Score		RPI	S	Opponent	Score	
13	A	Gonzaga	52	64	36	A	Drake	89	83	58	A	Oklahoma	96	90	116	A	Boise St.	72	69
15	A	Oregon St.	69	80	36	H	Drake	69	67	71	A	Minnesota	77	69	130	A	Loyola Chicago	74	72
					38	H	Bradley	90	56	72	A	UNI	66	55	140	H	Missouri	79	72
					39	A	South Dakota	74	66	72	H	UNI	80	66	147	H	Wichita St.	68	55
										80	A	Southern Ill.	68	70	154	A	Valparaiso	81	68
										80	H	Southern Ill.	88	57	203	H	Santa Clara	71	64
										90	H	Illinois St.	87	74	222	H	UMKC	83	58
										95	H	A&M-Corpus Christi	79	51	278	A	Indiana St.	76	55
															324	A	Evansville	81	55
LAST 10 Division I																			
					80	H	Southern Ill.	88	57	324	A	Evansville	81	55					
					36	A	Drake	89	83	278	A	Indiana St.	76	55					
					72	A	UNI	66	55	80	A	Southern Ill.	68	70					
					90	H	Illinois St.	87	74	72	H	UNI	80	66					
					38	H	Bradley	90	56	36	H	Drake	69	67					

Non-Div I Games: William Jewell 111 39

Missouri St.

Average RPI Win:	275	WON-LOST	WINNING	LAST 10	STRENGTH OF	OPP. STRENGTH	TEAM	ADJ.	CONF.	ADJ CONF.
Average RPI Loss:	164	RECORD	PCT. RANK	GAMES	SCHEDULE	OF SCHEDULE	RPI	RPI	RPI	RPI
DIV. I ONLY	7- 17	288	3-7	190	264	279	279	24	24	
DIV. I NON-CONF.	3- 6	235	0	114	181	180	180	25	25	
TOTALS	RPI 1-25	RPI 26-50	W-L RECORDS	RPI 51-100	RPI 101-150	RPI 150+				
7- 17	0- 2	0- 0	OVERALL	0- 4	0- 2	7- 9				
3- 7	0- 0	0- 0	HOME	0- 1	0- 1	3- 5				
3- 10	0- 2	0- 0	AWAY	0- 3	0- 1	3- 4				
1- 0	0- 0	0- 0	NEUTRAL	0- 0	0- 0	1- 0				
3- 6	0- 2	0- 0	NON-CONFERENCE	0- 1	0- 2	3- 1				
1- 1	0- 0	0- 0	HOME	0- 0	0- 1	1- 0				
1- 5	0- 2	0- 0	AWAY	0- 1	0- 1	1- 1				
1- 0	0- 0	0- 0	NEUTRAL	0- 0	0- 0	1- 0				
4- 11	0- 0	0- 0	CONFERENCE	0- 3	0- 0	4- 8				
2- 6	0- 0	0- 0	HOME	0- 1	0- 0	2- 5				
2- 5	0- 0	0- 0	AWAY	0- 2	0- 0	2- 3				
0- 0	0- 0	0- 0	NEUTRAL	0- 0	0- 0	2- 0				

RPI	S	Opponent	Score	RPI	S	Opponent	Score	RPI	S	Opponent	Score	RPI	S	Opponent	Score	Team's RPI: 279
16	A	Princeton	40 52					64	A	Marist	66 76	109	A	San Diego	49 57	
24	A	Arizona	34 86					64	H	Marist	53 74	141	H	Providence	52 68	
								73	A	Bucknell	37 71	184	A	Quinnipiac	53 60	
								96	A	Rider	25 48	184	H	Quinnipiac	45 52	
												185	H	Lafayette	52 44	
												219	H	Manhattan	62 60	
												227	A	Iona	56 50	
												227	H	Iona	33 36	
												243	A	Loyola Maryland	48 64	
												244	A	Fairfield	38 49	
												244	H	Fairfield	39 40	
												264	H	Niagara	70 73	
												275	A	Siena	39 51	
												314	A	Albany (NY)	53 41	
												326	A	Saint Peter's	81 67	
												326	H	Saint Peter's	59 57	
												331	N	Purdue Fort Wayne	60 46	
												340	H	Canisius	62 71	
LAST 10 Division I																
244	H	Fairfield	39 40	64	H	Marist	53 74									
227	A	Iona	56 50	275	A	Siena	39 51									
326	H	Saint Peter's	59 57	264	H	Niagara	70 73									
184	H	Quinnipiac	45 52	184	A	Quinnipiac	53 60									
96	A	Rider	25 48	326	A	Saint Peter's	81 67									

Non-Div I Games:

Monmouth

■ Loss,
■ Non-Conf, S Site,
■ Home
■ Away
N Neutral

Montana

Through Games Of Feb. 18, 2020

Average RPI Win:	251	WON-LOST	WINNING	LAST 10	STRENGTH OF	OPP. STRENGTH	TEAM	ADJ.	CONF.	ADJ CONF.
Average RPI Loss:	134	RECORD	PCT. RANK	GAMES	SCHEDULE	OF SCHEDULE	RPI	RPI	RPI	RPI
DIV. I ONLY	12- 10	151	5-5	194	245	172	172	18	18	
DIV. I NON-CONF.	3- 4	201	0	14	314	104	104	17	17	
TOTALS	RPI 1-25	RPI 26-50	W-L RECORDS	RPI 51-100	RPI 101-150	RPI 150+				
12- 10	0- 1	0- 1	OVERALL	0- 2	1- 1	11- 5				
6- 5	0- 1	0- 0	HOME	0- 2	1- 0	5- 2				
6- 4	0- 0	0- 1	AWAY	0- 0	0- 1	6- 2				
0- 1	0- 0	0- 0	NEUTRAL	0- 0	0- 0	0- 1				
3- 4	0- 1	0- 1	NON-CONFERENCE	0- 1	0- 0	3- 1				
1- 2	0- 1	0- 0	HOME	0- 1	0- 0	1- 0				
2- 1	0- 0	0- 1	AWAY	0- 0	0- 0	2- 0				
0- 1	0- 0	0- 0	NEUTRAL	0- 0	0- 0	0- 1				
9- 6	0- 0	0- 0	CONFERENCE	0- 1	1- 1	8- 4				
5- 3	0- 0	0- 0	HOME	0- 1	1- 0	4- 2				
4- 3	0- 0	0- 0	AWAY	0- 0	0- 1	4- 2				
0- 0	0- 0	0- 0	NEUTRAL	0- 0	0- 0	0- 0				

RPI 1-25				RPI 26-50				RPI 51-100				RPI 101+ Team's RPI: 172			
RPI	S	Opponent	Score	RPI	S	Opponent	Score	RPI	S	Opponent	Score	RPI	S	Opponent	Score
24	H	Arizona	42 77	39	A	South Dakota	64 96	59	H	Fresno St.	63 76	119	A	Idaho	51 52
								87	H	Montana St.	61 66	119	H	Idaho	69 60
												161	A	Northern Ariz.	79 71
												180	A	Idaho St.	59 72
												180	H	Idaho St.	53 67
												188	H	Southern Utah	81 74
												203	N	Santa Clara	58 68
												218	H	Grand Canyon	72 67
												221	A	Portland St.	65 78
												221	H	Portland St.	62 55
												223	H	Northern Colo.	58 67
												230	A	Cal St. Fullerton	71 69
												299	A	Sacramento St.	64 60
												306	A	Eastern Wash.	77 56
												306	H	Eastern Wash.	92 54
												321	A	Weber St.	78 46
												321	H	Weber St.	85 57
												325	A	Utah Valley	63 52
LAST 10 Division I															
				180	A	Idaho St.	59 72	221	H	Portland St.	62 55				
				321	A	Weber St.	78 46	321	H	Weber St.	85 57				
				119	H	Idaho	69 60	180	H	Idaho St.	53 67				
				306	A	Eastern Wash.	77 56	119	A	Idaho	51 52				
				87	H	Montana St.	61 66	221	A	Portland St.	65 78				

Non-Div I Games: Mont. St.-Northern 98 45 Mont. St. Billings 70 53

Montana

Loss, Non-Conf, S Site, H Home A Away N Neutral

Average RPI Win:	231	WON-LOST	WINNING	LAST 10	STRENGTH OF	OPP. STRENGTH	TEAM	ADJ.	CONF.	ADJ CONF.
Average RPI Loss:	75	RECORD	PCT. RANK	GAMES	SCHEDULE	OF SCHEDULE	RPI	RPI	RPI	RPI
DIV. I ONLY	15- 6	54	9-1	171	179	87	87	18	18	
DIV. I NON-CONF.	2- 5	259	0	9	99	122	122	17	17	
TOTALS	RPI 1-25	RPI 26-50	W-L RECORDS	RPI 51-100	RPI 101-150	RPI 150+				
15- 6	0- 2	0- 0	OVERALL	0- 2	1- 2	14- 0				
6- 2	0- 1	0- 0	HOME	0- 0	0- 1	6- 0				
9- 2	0- 0	0- 0	AWAY	0- 2	1- 0	8- 0				
0- 2	0- 1	0- 0	NEUTRAL	0- 0	0- 1	0- 0				
2- 5	0- 2	0- 0	NON-CONFERENCE	0- 2	0- 1	2- 0				
1- 1	0- 1	0- 0	HOME	0- 0	0- 0	1- 0				
1- 2	0- 0	0- 0	AWAY	0- 2	0- 0	1- 0				
0- 2	0- 1	0- 0	NEUTRAL	0- 0	0- 1	0- 0				
13- 1	0- 0	0- 0	CONFERENCE	0- 0	1- 1	12- 0				
5- 1	0- 0	0- 0	HOME	0- 0	0- 1	5- 0				
8- 0	0- 0	0- 0	AWAY	0- 0	1- 0	7- 0				
0- 0	0- 0	0- 0	NEUTRAL	0- 0	0- 0	0- 0				

RPI 1-25				RPI 26-50				RPI 51-100 Team's RPI: 87				RPI 101+			
RPI	S	Opponent	Score	RPI	S	Opponent	Score	RPI	S	Opponent	Score	RPI	S	Opponent	Score
13	H	Gonzaga	55 70					71	A	Minnesota	60 71	119	A	Idaho	62 56
14	N	Texas A&M	67 78					86	A	South Dakota St.	50 60	119	H	Idaho	68 69
												147	N	Wichita St.	64 66
												159	H	UC Davis	77 65
												161	A	Northern Ariz.	72 64
												172	A	Montana	66 61
												180	A	Idaho St.	74 55
												180	H	Idaho St.	67 59
												188	H	Southern Utah	91 65
												221	A	Portland St.	73 62
												223	H	Northern Colo.	91 58
												299	A	Sacramento St.	85 48
												306	A	Eastern Wash.	89 85
												306	H	Eastern Wash.	79 47
												308	A	Seattle U	73 65
												321	A	Weber St.	102 67
												321	H	Weber St.	81 52
LAST 10 Division I															
321	A	Weber St.	102 67	180	H	Idaho St.	67 59								
180	A	Idaho St.	74 55	321	H	Weber St.	81 52								
306	H	Eastern Wash.	79 47	306	A	Eastern Wash.	89 85								
119	A	Idaho	62 56	221	A	Portland St.	73 62								
172	A	Montana	66 61	119	H	Idaho	68 69								

Non-Div I Games: Carroll (MT) 67 33 Mont. St.-Northern 93 34

Montana St.

Average RPI Win:	286	WON-LOST	WINNING	LAST 10	STRENGTH OF	OPP. STRENGTH	TEAM	ADJ.	CONF.	ADJ CONF.
Average RPI Loss:	149	RECORD	PCT. RANK	GAMES	SCHEDULE	OF SCHEDULE	RPI	RPI	RPI	RPI
DIV. I ONLY	7- 17	288	3-7	158	271	271	271	20	20	
DIV. I NON-CONF.	2- 8	295	0	65	144	253	253	23	23	
TOTALS	RPI 1-25	RPI 26-50	W-L RECORDS	RPI 51-100	RPI 101-150	RPI 150+				
7- 17	0- 2	0- 1	OVERALL	0- 3	0- 1	7- 10				
4- 7	0- 0	0- 0	HOME	0- 1	0- 1	4- 5				
3- 10	0- 2	0- 1	AWAY	0- 2	0- 0	3- 5				
0- 0	0- 0	0- 0	NEUTRAL	0- 0	0- 0	0- 0				
2- 8	0- 2	0- 1	NON-CONFERENCE	0- 1	0- 0	2- 4				
2- 2	0- 0	0- 0	HOME	0- 0	0- 0	2- 2				
0- 6	0- 2	0- 1	AWAY	0- 1	0- 0	0- 2				
0- 0	0- 0	0- 0	NEUTRAL	0- 0	0- 0	0- 0				
5- 9	0- 0	0- 0	CONFERENCE	0- 2	0- 1	5- 6				
2- 5	0- 0	0- 0	HOME	0- 1	0- 1	2- 3				
3- 4	0- 0	0- 0	AWAY	0- 1	0- 0	3- 3				
0- 0	0- 0	0- 0	NEUTRAL	0- 0	0- 0	0- 0				

RPI 1-25				RPI 26-50				RPI 51-100				RPI 101+ Team's RPI: 271			
RPI	S	Opponent	Score	RPI	S	Opponent	Score	RPI	S	Opponent	Score	RPI	S	Opponent	Score
4	A	Baylor	47 94	50	A	Dayton	41 58	60	A	Belmont	62 71	123	H	Southeast Mo. St.	61 67
23	A	Kentucky	54 79					62	H	UT Martin	64 82	154	A	Valparaiso	53 55
								91	A	Michigan St.	48 93	157	H	N.C. A&T	56 74
												191	H	Radford	73 62
												197	A	Tennessee Tech	75 82
												197	H	Tennessee Tech	55 75
												213	H	Stetson	55 58
												225	A	Eastern Ill.	62 67
												225	H	Eastern Ill.	51 57
												235	A	Murray St.	75 83
												255	A	Bowling Green	65 79
												256	H	Saint Francis (PA)	65 54
												265	H	Eastern Ky.	47 68
												274	A	Jacksonville St.	69 55
												274	H	Jacksonville St.	67 48
												334	A	SIUE	63 55
												334	H	SIUE	75 69
												336	A	Tennessee St.	84 47
LAST 10 Division I															
235	A	Murray St.	75 83	123	H	Southeast Mo. St.	61 67								
265	H	Eastern Ky.	47 68	274	A	Jacksonville St.	69 55								
225	A	Eastern Ill.	62 67	197	A	Tennessee Tech	75 82								
334	A	SIUE	63 55	60	A	Belmont	62 71								
62	H	UT Martin	64 82	336	A	Tennessee St.	84 47								

Non-Div I Games: Asbury 107 55 Midway 107 55

Morehead St.

Loss, Non-Conf, S Site, H Home A Away N Neutral

Average RPI Win: 286	WON-LOST	WINNING	LAST 10	STRENGTH OF	OPP. STRENGTH	TEAM	ADJ.	CONF.	ADJ CONF.
Average RPI Loss: 197	RECORD	PCT. RANK	GAMES	SCHEDULE	OF SCHEDULE	RPI	RPI	RPI	RPI
DIV. I ONLY	11- 13	199	7-3	330	319	246	246	29	29
DIV. I NON-CONF.	2- 9	304	0	253	213	304	304	29	29
TOTALS	RPI 1-25	RPI 26-50	W-L RECORDS	RPI 51-100	RPI 101-150	RPI 150+			
11- 13	0- 0	0- 2	OVERALL	0- 2	0- 1	11- 8			
5- 1	0- 0	0- 0	HOME	0- 0	0- 0	5- 1			
6- 10	0- 0	0- 2	AWAY	0- 1	0- 1	6- 6			
0- 2	0- 0	0- 0	NEUTRAL	0- 1	0- 0	0- 1			
2- 9	0- 0	0- 2	NON-CONFERENCE	0- 2	0- 0	2- 5			
1- 0	0- 0	0- 0	HOME	0- 0	0- 0	1- 0			
1- 7	0- 0	0- 2	AWAY	0- 1	0- 0	1- 4			
0- 2	0- 0	0- 0	NEUTRAL	0- 1	0- 0	0- 1			
9- 4	0- 0	0- 0	CONFERENCE	0- 0	0- 1	9- 3			
4- 1	0- 0	0- 0	HOME	0- 0	0- 0	4- 1			
5- 3	0- 0	0- 0	AWAY	0- 0	0- 1	5- 2			
0- 0	0- 0	0- 0	NEUTRAL	0- 0	0- 0	0- 0			

RPI S	Opponent	Score	RPI S	Opponent	Score	RPI S	Opponent	Score	RPI S	Opponent	Score	Team's RPI: 246
33	A Marquette	48 70	63	N Stony Brook	56 63	111	A Bethune-Cookman	65 74				
35	A Michigan	48 80	81	A Nebraska	55 78	157	H N.C. A&T	42 38				
						192	N Akron	45 52				
						193	A Norfolk St.	57 64				
						233	A Marshall	57 52				
						248	A Howard	68 52				
						248	H Howard	74 67				
						259	H Texas St.	72 62				
						270	A Delaware St.	61 69				
						297	A UMBC	63 65				
						311	A Omaha	64 70				
						312	H N.C. Central	86 79				
						320	A Hofstra	39 51				
						323	A UMES	55 44				
						323	H UMES	61 71				
						326	A Saint Peter's	77 78				
						327	A Coppin St.	47 42				
						343	A Florida A&M	59 47				
						349	A South Carolina St.	60 47				
						349	H South Carolina St.	77 47				
LAST 10 Division I												
349	A South Carolina St.	60 47	323	A UMES	55 44							
193	A Norfolk St.	57 64	327	A Coppin St.	47 42							
312	H N.C. Central	86 79	157	H N.C. A&T	42 38							
323	H UMES	61 71	248	H Howard	74 67							
248	A Howard	68 52	111	A Bethune-Cookman	65 74							

Non-Div I Games: Washington Adventis84 52 Notre Dame (MD) 113 34

Morgan St.

Mt. St. Mary's

Through Games Of Feb. 18, 2020

Average RPI Win:	284	WON-LOST	WINNING	LAST 10	STRENGTH OF	OPP. STRENGTH	TEAM	ADJ.	CONF.	ADJ CONF.
Average RPI Loss:	148	RECORD	PCT. RANK	GAMES	SCHEDULE	OF SCHEDULE	RPI	RPI	RPI	RPI
DIV. I ONLY	15- 9	92	8-2	309	256	167	167	30	30	
DIV. I NON-CONF.	4- 7	225	0	121	94	177	177	30	30	
TOTALS	RPI 1-25	RPI 26-50	W-L RECORDS	RPI 51-100	RPI 101-150	RPI 150+				
15- 9	0- 2	0- 1	OVERALL	0- 0	1- 2	14- 4				
7- 2	0- 0	0- 0	HOME	0- 0	0- 1	7- 1				
7- 6	0- 2	0- 1	AWAY	0- 0	0- 0	7- 3				
1- 1	0- 0	0- 0	NEUTRAL	0- 0	1- 1	0- 0				
4- 7	0- 2	0- 1	NON-CONFERENCE	0- 0	1- 2	3- 2				
2- 1	0- 0	0- 0	HOME	0- 0	0- 1	2- 0				
1- 5	0- 2	0- 1	AWAY	0- 0	0- 0	1- 2				
1- 1	0- 0	0- 0	NEUTRAL	0- 0	1- 1	0- 0				
11- 2	0- 0	0- 0	CONFERENCE	0- 0	0- 0	11- 2				
5- 1	0- 0	0- 0	HOME	0- 0	0- 0	5- 1				
6- 1	0- 0	0- 0	AWAY	0- 0	0- 0	6- 1				
0- 0	0- 0	0- 0	NEUTRAL	0- 0	0- 0	0- 0				

RPI 1-25				RPI 26-50				RPI 51-100				RPI 101+ Team's RPI: 167			
RPI	S	Opponent	Score	RPI	S	Opponent	Score	RPI	S	Opponent	Score	RPI	S	Opponent	Score
18	A	Indiana	52 75	27	A	Old Dominion	34 85					124	N	Richmond	75 67
23	A	Kentucky	44 67									129	H	Lehigh	65 66
												142	N	Hampton	60 68
												169	A	Towson	57 73
												183	A	Merrimack	55 76
												191	A	Radford	75 58
												243	H	Loyola Maryland	81 75
												256	H	Saint Francis (PA)	68 44
												287	A	Wagner	67 52
												287	H	Wagner	78 63
												297	H	UMBC	71 61
												305	A	St. Francis Brooklyn	67 62
												305	H	St. Francis Brooklyn	69 60
												310	A	Sacred Heart	67 58
												315	A	Bryant	76 70
												315	H	Bryant	67 72
												319	A	Fairleigh Dickinson	69 61
												323	A	UMES	76 78
												338	A	LIU Brooklyn	77 57
												338	H	LIU Brooklyn	75 57
												347	H	Central Conn. St.	72 64
LAST 10 Division I															
				287	A	Wagner	67 52					319	A	Fairleigh Dickinson	69 61
				256	H	Saint Francis (PA)	68 44					315	H	Bryant	67 72
				338	A	LIU Brooklyn	77 57					305	H	St. Francis Brooklyn	69 60
				305	A	St. Francis Brooklyn	67 62					347	H	Central Conn. St.	72 64
				310	A	Sacred Heart	67 58					183	A	Merrimack	55 76

Non-Div I Games: Frostburg St. 94 40

Mt. St. Mary's

■ Loss,
 ■ Non-Conf,
 ■ S Site,
 ■ Home
 ■ A Away
 N Neutral

Average RPI Win:	278	WON-LOST	WINNING	LAST 10	STRENGTH OF	OPP. STRENGTH	TEAM	ADJ.	CONF.	ADJ CONF.
Average RPI Loss:	124	RECORD	PCT. RANK	GAMES	SCHEDULE	OF SCHEDULE	RPI	RPI	RPI	RPI
DIV. I ONLY	10- 13	217	4-6	263	183	235	235	20	20	
DIV. I NON-CONF.	5- 4	140	0	319	79	189	189	23	23	
TOTALS	RPI 1-25	RPI 26-50	W-L RECORDS	RPI 51-100	RPI 101-150	RPI 150+				
10- 13	0- 2	0- 0	OVERALL	0- 5	1- 1	9- 5				
7- 3	0- 0	0- 0	HOME	0- 2	1- 0	6- 1				
3- 10	0- 2	0- 0	AWAY	0- 3	0- 1	3- 4				
0- 0	0- 0	0- 0	NEUTRAL	0- 0	0- 0	0- 0				
5- 4	0- 2	0- 0	NON-CONFERENCE	0- 1	0- 0	5- 1				
2- 1	0- 0	0- 0	HOME	0- 0	0- 0	2- 1				
3- 3	0- 2	0- 0	AWAY	0- 1	0- 0	3- 0				
0- 0	0- 0	0- 0	NEUTRAL	0- 0	0- 0	0- 0				
5- 9	0- 0	0- 0	CONFERENCE	0- 4	1- 1	4- 4				
5- 2	0- 0	0- 0	HOME	0- 2	1- 0	4- 0				
0- 7	0- 0	0- 0	AWAY	0- 2	0- 1	0- 4				
0- 0	0- 0	0- 0	NEUTRAL	0- 0	0- 0	0- 0				

RPI 1-25				RPI 26-50				RPI 51-100				RPI 101+ Team's RPI: 235			
RPI	S	Opponent	Score	RPI	S	Opponent	Score	RPI	S	Opponent	Score	RPI	S	Opponent	Score
6	A	Louisville	40 76					60	A	Belmont	53 70	123	A	Southeast Mo. St.	73 88
11	A	Mississippi St.	43 124					60	H	Belmont	56 86	123	H	Southeast Mo. St.	70 62
								62	A	UT Martin	56 98	164	H	Samford	56 84
								62	H	UT Martin	64 89	175	A	Austin Peay	61 69
								80	A	Southern Ill.	66 76	197	A	Tennessee Tech	72 77
												225	H	Eastern Ill.	92 87
												260	H	Arkansas St.	77 62
												271	H	Morehead St.	83 75
												273	A	Lipscomb	67 57
												274	A	Jacksonville St.	51 68
												278	H	Indiana St.	70 62
												324	A	Evansville	61 59
												334	H	SIUE	74 60
												336	A	Tennessee St.	81 96
												336	H	Tennessee St.	100 62
												351	A	Mississippi Val.	72 66
LAST 10 Division I															
271	H	Morehead St.	83 75	225	H	Eastern Ill.	92 87	336	H	Tennessee St.	100 62				
175	A	Austin Peay	61 69	60	H	Belmont	56 86	123	A	Southeast Mo. St.	73 88				
336	A	Tennessee St.	81 96	62	A	UT Martin	56 98								
60	A	Belmont	53 70												
334	H	SIUE	74 60												

Non-Div I Games: Cumberland (TN) 93 60 Christian Bros. 95 59

Murray St.

■ Loss,
 ■ Non-Conf, S Site,
 ■ Home
 ■ Away
 N Neutral

Average RPI Win:	266	WON-LOST	WINNING	LAST 10	STRENGTH OF	OPP. STRENGTH	TEAM	ADJ.	CONF.	ADJ CONF.
Average RPI Loss:	146	RECORD	PCT. RANK	GAMES	SCHEDULE	OF SCHEDULE	RPI	RPI	RPI	RPI
DIV. I ONLY	14- 8	90	6-4	303	244	157	157	29	29	
DIV. I NON-CONF.	6- 4	123	0	188	71	96	96	29	29	
TOTALS	RPI 1-25	RPI 26-50	W-L RECORDS	RPI 51-100	RPI 101-150	RPI 150+				
14- 8	0- 1	0- 0	OVERALL	0- 2	2- 2	12- 3				
6- 2	0- 0	0- 0	HOME	0- 0	1- 1	5- 1				
7- 5	0- 1	0- 0	AWAY	0- 1	1- 1	6- 2				
1- 1	0- 0	0- 0	NEUTRAL	0- 1	0- 0	1- 0				
6- 4	0- 1	0- 0	NON-CONFERENCE	0- 2	2- 0	4- 1				
2- 0	0- 0	0- 0	HOME	0- 0	1- 0	1- 0				
3- 3	0- 1	0- 0	AWAY	0- 1	1- 0	2- 1				
1- 1	0- 0	0- 0	NEUTRAL	0- 1	0- 0	1- 0				
8- 4	0- 0	0- 0	CONFERENCE	0- 0	0- 2	8- 2				
4- 2	0- 0	0- 0	HOME	0- 0	0- 1	4- 1				
4- 2	0- 0	0- 0	AWAY	0- 0	0- 1	4- 1				
0- 0	0- 0	0- 0	NEUTRAL	0- 0	0- 0	0- 0				

RPI 1-25				RPI 26-50				RPI 51-100				RPI 101+ Team's RPI: 157			
RPI	S	Opponent	Score	RPI	S	Opponent	Score	RPI	S	Opponent	Score	RPI	S	Opponent	Score
21	A	NC State	44 80					83	A	Georgia	54 72	111	A	Bethune-Cookman	50 70
								91	N	Miami (FL)	67 68	111	H	Bethune-Cookman	58 69
												118	A	VCU	69 58
												148	H	UNC Greensboro	57 48
												192	A	Akron	52 64
												193	H	Norfolk St.	53 39
												220	A	Clemson	82 74
												246	A	Morgan St.	38 42
												260	N	Arkansas St.	55 50
												270	A	Delaware St.	69 45
												270	H	Delaware St.	58 53
												271	A	Morehead St.	74 56
												284	H	ETSU	80 69
												312	H	N.C. Central	80 86
												323	A	UMES	67 31
												327	A	Coppin St.	84 38
												343	A	Florida A&M	66 49
												343	H	Florida A&M	71 44
												349	H	South Carolina St.	66 55
LAST 10 Division I															
312	H	N.C. Central	80 86	270	H	Delaware St.	58 53								
343	A	Florida A&M	66 49	111	H	Bethune-Cookman	58 69								
111	A	Bethune-Cookman	50 70	246	A	Morgan St.	38 42								
349	H	South Carolina St.	66 55	327	A	Coppin St.	84 38								
193	H	Norfolk St.	53 39	270	A	Delaware St.	69 45								

Non-Div I Games: Saint Augustine's 75 44 Johnson & Wales (NC121 61

N.C. A&T

Loss, Non-Conf, S Site, H Home A Away N Neutral

N.C. Central

Through Games Of Feb. 18, 2020

Average RPI Win:	282	WON-LOST	WINNING	LAST 10	STRENGTH OF	OPP. STRENGTH	TEAM	ADJ.	CONF.	ADJ CONF.
Average RPI Loss:	207	RECORD	PCT. RANK	GAMES	SCHEDULE	OF SCHEDULE	RPI	RPI	RPI	RPI
DIV. I ONLY	7- 15	280	4-6	339	275	312	312	29	29	
DIV. I NON-CONF.	2- 9	304	0	259	192	315	315	29	29	
TOTALS	RPI 1-25	RPI 26-50	W-L RECORDS	RPI 51-100	RPI 101-150	RPI 150+				
7- 15	0- 1	0- 0	OVERALL	0- 0	1- 3	6- 11				
3- 5	0- 0	0- 0	HOME	0- 0	1- 0	2- 5				
4- 9	0- 1	0- 0	AWAY	0- 0	0- 3	4- 5				
0- 1	0- 0	0- 0	NEUTRAL	0- 0	0- 0	0- 1				
2- 9	0- 1	0- 0	NON-CONFERENCE	0- 0	1- 2	1- 6				
1- 3	0- 0	0- 0	HOME	0- 0	1- 0	0- 3				
1- 5	0- 1	0- 0	AWAY	0- 0	0- 2	1- 2				
0- 1	0- 0	0- 0	NEUTRAL	0- 0	0- 0	0- 1				
5- 6	0- 0	0- 0	CONFERENCE	0- 0	0- 1	5- 5				
2- 2	0- 0	0- 0	HOME	0- 0	0- 0	2- 2				
3- 4	0- 0	0- 0	AWAY	0- 0	0- 1	3- 3				
0- 0	0- 0	0- 0	NEUTRAL	0- 0	0- 0	0- 0				

RPI 1-25				RPI 26-50				RPI 51-100				RPI 101+ Team's RPI: 312			
RPI	S	Opponent	Score	RPI	S	Opponent	Score	RPI	S	Opponent	Score	RPI	S	Opponent	Score
10	A	Iowa	50 102									102	A	North Carolina	53 92
												111	A	Bethune-Cookman	52 73
												115	H	Campbell	67 64
												135	A	California	69 90
												157	A	N.C. A&T	86 80
												193	H	Norfolk St.	75 83
												206	N	Penn St.	68 92
												208	H	High Point	58 78
												226	A	CSU Bakersfield	71 80
												246	A	Morgan St.	79 86
												253	A	Col. of Charleston	78 85
												262	H	Winthrop	46 56
												270	A	Delaware St.	54 64
												270	H	Delaware St.	60 64
												296	H	FIU	58 59
												323	A	UMES	63 65
												327	A	Coppin St.	58 44
												338	A	LIU Brooklyn	61 59
												343	A	Florida A&M	71 70
												343	H	Florida A&M	66 57
												349	H	South Carolina St.	90 49
LAST 10 Division I															
157	A	N.C. A&T	86 80	270	H	Delaware St.	60 64								
246	A	Morgan St.	79 86	343	A	Florida A&M	71 70								
327	A	Coppin St.	58 44	111	A	Bethune-Cookman	52 73								
193	H	Norfolk St.	75 83	323	A	UMES	63 65								
349	H	South Carolina St.	90 49	270	A	Delaware St.	54 64								

Non-Div I Games: Washington Adventis83 48 Lincoln (PA) 53 68

N.C. Central

Loss, Non-Conf, S Site, H Home A Away N Neutral

Average RPI Win:	135	WON-LOST	WINNING	LAST 10	STRENGTH OF	OPP. STRENGTH	TEAM	ADJ.	CONF.	ADJ CONF.
Average RPI Loss:	61	RECORD	PCT. RANK	GAMES	SCHEDULE	OF SCHEDULE	RPI	RPI	RPI	RPI
DIV. I ONLY	22- 3	12	8-2	74	47	21	21	5	5	
DIV. I NON-CONF.	11- 0	1	0	178	60	17	17	4	4	
TOTALS	RPI 1-25	RPI 26-50	W-L RECORDS	RPI 51-100	RPI 101-150	RPI 150+				
22- 3	2- 1	4- 0	OVERALL	2- 1	3- 1	11- 0				
12- 2	2- 1	1- 0	HOME	1- 1	2- 0	6- 0				
8- 1	0- 0	2- 0	AWAY	1- 0	1- 1	4- 0				
2- 0	0- 0	1- 0	NEUTRAL	0- 0	0- 0	1- 0				
11- 0	1- 0	1- 0	NON-CONFERENCE	0- 0	0- 0	9- 0				
7- 0	1- 0	0- 0	HOME	0- 0	0- 0	6- 0				
2- 0	0- 0	0- 0	AWAY	0- 0	0- 0	2- 0				
2- 0	0- 0	1- 0	NEUTRAL	0- 0	0- 0	1- 0				
11- 3	1- 1	3- 0	CONFERENCE	2- 1	3- 1	2- 0				
5- 2	1- 1	1- 0	HOME	1- 1	2- 0	0- 0				
6- 1	0- 0	2- 0	AWAY	1- 0	1- 1	2- 0				
0- 0	0- 0	0- 0	NEUTRAL	0- 0	0- 0	0- 0				

RPI	S	Opponent	Score	RPI	S	Opponent	Score	RPI	S	Opponent	Score	RPI	S	Opponent	Score
3	H	Maryland	66 59	30	A	Virginia Tech	71 59	51	H	Virginia	80 60	102	A	North Carolina	60 66
6	H	Louisville	59 66	30	H	Virginia Tech	76 69	68	A	Boston College	72 54	102	H	North Carolina	76 68
25	H	Florida St.	68 51	31	A	Duke	63 60	74	H	Georgia Tech	61 65	110	A	Notre Dame	90 56
				41	N	Texas	84 73					122	H	Wake Forest	59 45
												155	A	Saint Mary's (CA)	87 70
												157	H	N.C. A&T	80 44
												160	H	Elon	62 49
												177	A	Hawaii	68 59
												198	H	Chattanooga	74 38
												205	H	Maine	62 34
												220	A	Clemson	79 60
												251	N	North Texas	76 65
												268	H	Lamar University	81 40
												269	H	UNCW	80 40
												290	A	Pittsburgh	88 44
LAST 10 Division I															
74	H	Georgia Tech	61 65	102	H	North Carolina	76 68								
6	H	Louisville	59 66	290	A	Pittsburgh	88 44								
30	A	Virginia Tech	71 59	122	H	Wake Forest	59 45								
31	A	Duke	63 60	25	H	Florida St.	68 51								
220	A	Clemson	79 60	110	A	Notre Dame	90 56								

Non-Div I Games:

NC State

■ Loss,
 ■ Non-Conf,
 ■ S Site,
 ■ H Home
 ■ A Away
 N Neutral



























































Average RPI Win:	274	WON-LOST	WINNING	LAST 10	STRENGTH OF	OPP. STRENGTH	TEAM	ADJ.	CONF.	ADJ CONF.
Average RPI Loss:	180	RECORD	PCT. RANK	GAMES	SCHEDULE	OF SCHEDULE	RPI	RPI	RPI	RPI
DIV. I ONLY	4- 21	323	1-9	271	225	332	332	16	16	
DIV. I NON-CONF.	3- 10	282	0	294	338	326	326	14	14	
TOTALS	RPI 1-25	RPI 26-50	W-L RECORDS	RPI 51-100	RPI 101-150	RPI 150+				
4- 21	0- 0	0- 1	OVERALL	0- 2	1- 5	3- 13				
3- 8	0- 0	0- 0	HOME	0- 1	1- 2	2- 5				
1- 13	0- 0	0- 1	AWAY	0- 1	0- 3	1- 8				
0- 0	0- 0	0- 0	NEUTRAL	0- 0	0- 0	0- 0				
3- 10	0- 0	0- 0	NON-CONFERENCE	0- 2	0- 2	3- 6				
2- 3	0- 0	0- 0	HOME	0- 1	0- 1	2- 1				
1- 7	0- 0	0- 0	AWAY	0- 1	0- 1	1- 5				
0- 0	0- 0	0- 0	NEUTRAL	0- 0	0- 0	0- 0				
1- 11	0- 0	0- 1	CONFERENCE	0- 0	1- 3	0- 7				
1- 5	0- 0	0- 0	HOME	0- 0	1- 1	0- 4				
0- 6	0- 0	0- 1	AWAY	0- 0	0- 2	0- 3				
0- 0	0- 0	0- 0	NEUTRAL	0- 0	0- 0	0- 0				

RPI S	Opponent	Score	RPI S	Opponent	Score	RPI S	Opponent	Score	RPI S	Opponent	Score	Team's RPI: 332
29	A FGCU	39 82	61	H Penn	51 85	103	H Colgate	52 79	106	A Liberty	48 66	
			78	A Colorado	57 80	106	H Liberty	53 67	120	A North Florida	48 71	
						120	H North Florida	60 56	145	A Columbia	43 99	
						162	H North Ala.	55 57	166	A Cornell	44 68	
						168	A Binghamton	40 75	174	A Jacksonville	67 88	
						174	H Jacksonville	54 66	213	A Stetson	49 72	
						213	A Stetson	49 72	215	H Kennesaw St.	64 77	
						215	H Kennesaw St.	64 77	273	A Lipscomb	66 68	
						273	H Lipscomb	57 65	273	H Lipscomb	57 65	
						287	A Wagner	59 61	295	A Vermont	59 65	
						295	A Vermont	59 65	303	A Air Force	48 68	
						303	A Air Force	48 68	305	H St. Francis Brooklyn	88 69	
						305	H St. Francis Brooklyn	88 69	319	H Fairleigh Dickinson	59 68	
						319	H Fairleigh Dickinson	59 68	326	H Saint Peter's	76 73	
						326	H Saint Peter's	76 73	346	A Hartford	61 52	
						346	A Hartford	61 52				
LAST 10 Division I												
273	A Lipscomb	66 68	213	A Stetson	49 72							
106	A Liberty	48 66	29	A FGCU	39 82							
120	H North Florida	60 56	273	H Lipscomb	57 65							
174	H Jacksonville	54 66	215	H Kennesaw St.	64 77							
162	H North Ala.	55 57	174	A Jacksonville	67 88							

Non-Div I Games:





NJIT

Average RPI Win:	225	WON-LOST	WINNING	LAST 10	STRENGTH OF	OPP. STRENGTH	TEAM	ADJ.	CONF.	ADJ CONF.
Average RPI Loss:	159	RECORD	PCT. RANK	GAMES	SCHEDULE	OF SCHEDULE	RPI	RPI	RPI	RPI
DIV. I ONLY	6- 17	304	2-8	174	210	294	294	15	15	
DIV. I NON-CONF.	4- 6	212	0	322	255	286	286	16	16	
TOTALS	RPI 1-25	RPI 26-50	W-L RECORDS	RPI 51-100	RPI 101-150	RPI 150+				
6- 17	0- 0	0- 0	OVERALL	0- 2	1- 8	5- 7				
5- 6	0- 0	0- 0	HOME	0- 1	1- 3	4- 2				
1- 11	0- 0	0- 0	AWAY	0- 1	0- 5	1- 5				
0- 0	0- 0	0- 0	NEUTRAL	0- 0	0- 0	0- 0				
4- 6	0- 0	0- 0	NON-CONFERENCE	0- 0	0- 1	4- 5				
3- 1	0- 0	0- 0	HOME	0- 0	0- 0	3- 1				
1- 5	0- 0	0- 0	AWAY	0- 0	0- 1	1- 4				
0- 0	0- 0	0- 0	NEUTRAL	0- 0	0- 0	0- 0				
2- 11	0- 0	0- 0	CONFERENCE	0- 2	1- 7	1- 2				
2- 5	0- 0	0- 0	HOME	0- 1	1- 3	1- 1				
0- 6	0- 0	0- 0	AWAY	0- 1	0- 4	0- 1				
0- 0	0- 0	0- 0	NEUTRAL	0- 0	0- 0	0- 0				

RPI 1-25			RPI 26-50			RPI 51-100			RPI 101+			Team's RPI: 294
RPI	S	Opponent	Score	RPI	S	Opponent	Score	RPI	S	Opponent	Score	
						73  Bucknell	65  75	102  North Carolina	40  80			
						73  Bucknell	34  61	103  Colgate	55  80			
								103  Colgate	53  65			
								113  Holy Cross	43  57			
								113  Holy Cross	49  58			
								129  Lehigh	40  70			
								129  Lehigh	53  60			
								132  Boston U.	56  71			
								132  Boston U.	46 41			
								182  La Salle	61 46			
								185  Lafayette	52  79			
								205  Maine	41  46			
								215  Kennesaw St.	82 62			
								220  Clemson	65 52			
								228  Saint Joseph's	40  49			
								231  George Mason	58  67			
								243  Loyola Maryland	44  50			
								244  Fairfield	52  66			
								295  Vermont	56  64			
								300  Army West Point	57 45			
								303  Air Force	67 59			
LAST 10 Division I												
132  Boston U.	56  71	300  Army West Point	57 45									
73  Bucknell	65  75	132  Boston U.	46 41									
103  Colgate	53  65	185  Lafayette	52  79									
243  Loyola Maryland	44  50	129  Lehigh	53  60									
113  Holy Cross	43  57	103  Colgate	55  80									

Non-Div I Games: Stevenson 70 36

Navy

 Loss,  Non-Conf, S Site,  Home  Away N Neutral

Nebraska

Through Games Of Feb. 18, 2020

Average RPI Win:	167	WON-LOST	WINNING	LAST 10	STRENGTH OF	OPP. STRENGTH	TEAM	ADJ.	CONF.	ADJ CONF.
Average RPI Loss:	35	RECORD	PCT. RANK	GAMES	SCHEDULE	OF SCHEDULE	RPI	RPI	RPI	RPI
DIV. I ONLY	16- 10	100	3-7	68	20	81	81	2	2	
DIV. I NON-CONF.	10- 1	20	0	274	166	87	87	2	2	
TOTALS	RPI 1-25	RPI 26-50	W-L RECORDS	RPI 51-100	RPI 101-150	RPI 150+				
16- 10	1- 5	2- 3	OVERALL	2- 2	3- 0	8- 0				
12- 4	1- 2	2- 2	HOME	1- 0	1- 0	7- 0				
2- 6	0- 3	0- 1	AWAY	0- 2	2- 0	0- 0				
2- 0	0- 0	0- 0	NEUTRAL	1- 0	0- 0	1- 0				
10- 1	0- 0	1- 1	NON-CONFERENCE	1- 0	1- 0	7- 0				
7- 1	0- 0	1- 1	HOME	0- 0	0- 0	6- 0				
1- 0	0- 0	0- 0	AWAY	0- 0	1- 0	0- 0				
2- 0	0- 0	0- 0	NEUTRAL	1- 0	0- 0	1- 0				
6- 9	1- 5	1- 2	CONFERENCE	1- 2	2- 0	1- 0				
5- 3	1- 2	1- 1	HOME	1- 0	1- 0	1- 0				
1- 6	0- 3	0- 1	AWAY	0- 2	1- 0	0- 0				
0- 0	0- 0	0- 0	NEUTRAL	0- 0	0- 0	0- 0				

RPI	S	Opponent	Score	RPI	S	Opponent	Score	RPI	S	Opponent	Score	RPI	S	Opponent	Score
3	A	Maryland	69 87	31	H	Duke	83 79	71	A	Minnesota	61 67	137	A	Wisconsin	72 71
10	A	Iowa	60 76	34	H	Purdue	68 76	71	H	Minnesota	72 58	137	H	Wisconsin	65 50
10	H	Iowa	78 69	35	H	Michigan	74 71	75	N	Southern California	67 54	140	A	Missouri	90 85
12	A	Northwestern	56 60	40	H	Creighton	74 79	91	A	Michigan St.	70 78	206	H	Penn St.	75 58
18	H	Indiana	53 57	47	A	Rutgers	65 69					210	H	Oral Roberts	77 67
22	H	Ohio St.	74 80									219	H	Manhattan	71 51
												246	H	Morgan St.	78 55
												250	H	Southern U.	73 39
												261	H	Alabama A&M	68 46
												310	N	Sacred Heart	72 49
												334	H	SIUE	63 49
LAST 10 Division I															
12	A	Northwestern	56 60	71	A	Minnesota	61 67								
206	H	Penn St.	75 58	137	A	Wisconsin	72 71								
18	H	Indiana	53 57	34	H	Purdue	68 76								
10	A	Iowa	60 76	35	H	Michigan	74 71								
22	H	Ohio St.	74 80	3	A	Maryland	69 87								

Non-Div I Games:

Nebraska

■ Loss,
 ■ Non-Conf, S Site,
 ■ Home
 ■ Away
 N Neutral

Nevada

Through Games Of Feb. 18, 2020

Average RPI Win: 268	WON-LOST	WINNING	LAST 10	STRENGTH OF	OPP. STRENGTH	TEAM	ADJ.	CONF.	ADJ CONF.
Average RPI Loss: 172	RECORD	PCT. RANK	GAMES	SCHEDULE	OF SCHEDULE	RPI	RPI	RPI	RPI
DIV. I ONLY	12- 12	177	6-4	321	224	257	257	17	17
DIV. I NON-CONF.	6- 4	123	0	330	277	230	230	21	21
TOTALS	RPI 1-25	RPI 26-50	W-L RECORDS	RPI 51-100	RPI 101-150	RPI 150+			
12- 12	0- 0	0- 0	OVERALL	0- 2	0- 3	12- 7			
8- 4	0- 0	0- 0	HOME	0- 1	0- 1	8- 2			
3- 8	0- 0	0- 0	AWAY	0- 1	0- 2	3- 5			
1- 0	0- 0	0- 0	NEUTRAL	0- 0	0- 0	1- 0			
6- 4	0- 0	0- 0	NON-CONFERENCE	0- 2	0- 1	6- 1			
4- 1	0- 0	0- 0	HOME	0- 1	0- 0	4- 0			
1- 3	0- 0	0- 0	AWAY	0- 1	0- 1	1- 1			
1- 0	0- 0	0- 0	NEUTRAL	0- 0	0- 0	1- 0			
6- 8	0- 0	0- 0	CONFERENCE	0- 0	0- 2	6- 6			
4- 3	0- 0	0- 0	HOME	0- 0	0- 1	4- 2			
2- 5	0- 0	0- 0	AWAY	0- 0	0- 1	2- 4			
0- 0	0- 0	0- 0	NEUTRAL	0- 0	0- 0	0- 0			

RPI S	Opponent	Score	RPI S	Opponent	Score	RPI S	Opponent	Score	RPI S	Opponent	Score	Team's RPI: 257
						75	A Southern California	47 50	112	A Utah	62 68	
						89	H SFA	65 80	116	A Boise St.	40 54	
									116	H Boise St.	72 83	
									155	H Saint Mary's (CA)	78 72	
									165	A San Jose St.	80 76	
									165	H San Jose St.	70 72	
									196	A Wyoming	59 83	
									199	A UNLV	64 66	
									199	H UNLV	62 59	
									200	A New Mexico	67 87	
									221	A Portland St.	75 80	
									241	H San Diego St.	70 69	
									266	A Colorado St.	70 75	
									266	H Colorado St.	74 63	
									285	H Utah St.	69 60	
									299	H Sacramento St.	83 72	
									303	A Air Force	71 67	
									303	H Air Force	61 68	
									313	H Cal Poly	71 40	
									317	N UTRGV	62 57	
									325	A Utah Valley	60 57	
									348	H Chicago St.	80 60	
LAST 10 Division I												
199	H UNLV	62 59	200	A New Mexico	67 87							
165	A San Jose St.	80 76	199	A UNLV	64 66							
303	A Air Force	71 67	241	H San Diego St.	70 69							
116	H Boise St.	72 83	196	A Wyoming	59 83							
266	H Colorado St.	74 63	285	H Utah St.	69 60							

Non-Div I Games: Stanislaus St. 80 62

Nevada

■ Loss,
 ■ Non-Conf, S Site,
 ■ Home
 ■ Away
 N Neutral

New Hampshire

Through Games Of Feb. 18, 2020

Average RPI Win:	316	WON-LOST	WINNING	LAST 10	STRENGTH OF	OPP. STRENGTH	TEAM	ADJ.	CONF.	ADJ CONF.
Average RPI Loss:	158	RECORD	PCT. RANK	GAMES	SCHEDULE	OF SCHEDULE	RPI	RPI	RPI	RPI
DIV. I ONLY	7- 16	285	4-6	168	318	263	263	27	27	
DIV. I NON-CONF.	2- 9	304	0	152	249	283	283	27	27	
TOTALS	RPI 1-25	RPI 26-50	W-L RECORDS	RPI 51-100	RPI 101-150	RPI 150+				
7- 16	0- 2	0- 0	OVERALL	0- 2	0- 3	7- 9				
3- 7	0- 0	0- 0	HOME	0- 1	0- 1	3- 5				
4- 9	0- 2	0- 0	AWAY	0- 1	0- 2	4- 4				
0- 0	0- 0	0- 0	NEUTRAL	0- 0	0- 0	0- 0				
2- 9	0- 2	0- 0	NON-CONFERENCE	0- 0	0- 3	2- 4				
1- 3	0- 0	0- 0	HOME	0- 0	0- 1	1- 2				
1- 6	0- 2	0- 0	AWAY	0- 0	0- 2	1- 2				
0- 0	0- 0	0- 0	NEUTRAL	0- 0	0- 0	0- 0				
5- 7	0- 0	0- 0	CONFERENCE	0- 2	0- 0	5- 5				
2- 4	0- 0	0- 0	HOME	0- 1	0- 0	2- 3				
3- 3	0- 0	0- 0	AWAY	0- 1	0- 0	3- 2				
0- 0	0- 0	0- 0	NEUTRAL	0- 0	0- 0	0- 0				

RPI	S	Opponent	Score	RPI	S	Opponent	Score	RPI	S	Opponent	Score	RPI	S	Opponent	Score
4	A	Baylor	29 97					63	A	Stony Brook	50 52	113	A	Holy Cross	61 82
16	A	Princeton	37 77					63	H	Stony Brook	44 53	132	H	Boston U.	64 78
												149	A	Massachusetts	65 67
												168	H	Binghamton	53 63
												171	A	Dartmouth	47 66
												183	A	Merrimack	54 64
												205	A	Maine	50 67
												216	H	Brown	68 76
												229	A	UMass Lowell	53 58
												229	H	UMass Lowell	53 66
												292	H	North Dakota St.	61 67
												295	A	Vermont	59 51
												295	H	Vermont	42 44
												297	A	UMBC	72 63
												297	H	UMBC	56 51
												314	A	Albany (NY)	48 47
												315	A	Bryant	68 56
												346	H	Hartford	72 71
												347	H	Central Conn. St.	70 59
LAST 10 Division I															
297	H	UMBC	56 51	168	H	Binghamton	53 63								
295	H	Vermont	42 44	297	A	UMBC	72 63								
63	A	Stony Brook	50 52	314	A	Albany (NY)	48 47								
229	H	UMass Lowell	53 66	63	H	Stony Brook	44 53								
295	A	Vermont	59 51	205	A	Maine	50 67								

Non-Div I Games: Wheaton (MA) 89 44

New Hampshire

Loss, Non-Conf, S Site, H Home A Away N Neutral

Non-Conference				Through Games Of Feb. 19, 1919						
Average RPI Win:	229	WON-LOST	WINNING	LAST 10	STRENGTH OF	OPP. STRENGTH	TEAM	ADJ.	CONF.	ADJ CONF.
Average RPI Loss:	144	RECORD	PCT. RANK	GAMES	SCHEDULE	OF SCHEDULE	RPI	RPI	RPI	RPI
DIV. I ONLY	13- 13	177	5-5	180	182	200	200	17	17	
DIV. I NON-CONF.	8- 4	90	0	244	131	148	148	21	21	

TOTALS	RPI 1-25	RPI 26-50		W-L RECORDS		RPI 51-100	RPI 101-150	RPI 150+		
13- 13	0- 0	0- 1		OVERALL		0- 4	2- 1	11- 7		
7- 7	0- 0	0- 0		HOME		0- 2	1- 0	6- 5		
5- 5	0- 0	0- 1		AWAY		0- 1	0- 1	5- 2		
1- 1	0- 0	0- 0		NEUTRAL		0- 1	1- 0	0- 0		
8- 4	0- 0	0- 1		NON-CONFERENCE		0- 2	2- 0	6- 1		
5- 2	0- 0	0- 0		HOME		0- 1	1- 0	4- 1		
2- 1	0- 0	0- 1		AWAY		0- 0	0- 0	2- 0		
1- 1	0- 0	0- 0		NEUTRAL		0- 1	1- 0	0- 0		
5- 9	0- 0	0- 0		CONFERENCE		0- 2	0- 1	5- 6		
2- 5	0- 0	0- 0		HOME		0- 1	0- 0	2- 4		
3- 4	0- 0	0- 0		AWAY		0- 1	0- 1	3- 2		
0- 0	0- 0	0- 0		NEUTRAL		0- 0	0- 0	0- 0		

RPI 1-25				RPI 26-50				RPI 51-100				RPI 101+				Team's RPI: 200	
RPI	S	Opponent	Score	RPI	S	Opponent	Score	RPI	S	Opponent	Score	RPI	S	Opponent	Score		
				28	A	Arizona St.	47 84	55	N	West Virginia	60 73	116	A	Boise St.	82 83		
								57	H	Ball St.	57 70	140	N	Missouri	71 68		
								59	A	Fresno St.	81 84	141	H	Providence	86 68		
								59	H	Fresno St.	78 84	161	H	Northern Ariz.	83 76		
												165	A	San Jose St.	85 89		
												165	H	San Jose St.	80 81		
												181	H	Houston	81 71		
												196	A	Wyoming	74 71		
												196	H	Wyoming	66 73		
												199	A	UNLV	80 64		
												199	H	UNLV	51 68		
												217	A	UTEP	93 78		
												241	A	San Diego St.	74 75		
												241	H	San Diego St.	58 67		
												257	H	Nevada	87 67		
												266	H	Colorado St.	73 62		
												283	H	UC Riverside	80 70		
												291	H	LMU (CA)	72 73		
												303	A	Air Force	75 53		
												316	A	New Mexico St.	86 67		
												316	H	New Mexico St.	107 53		
LAST 10 Division I																	
				199	A	UNLV	80 64	257	H	Nevada	87 67						
				241	H	San Diego St.	58 67	165	A	San Jose St.	85 89						
				196	A	Wyoming	74 71	199	H	UNLV	51 68						
				59	H	Fresno St.	78 84	266	H	Colorado St.	73 62						
				241	A	San Diego St.	74 75	303	A	Air Force	75 53						

Non-Div I Games:	Northern N.M.	92	44
------------------	---------------	----	----

New Mexico

■ Loss, ■ Non-Conf, S Site, H Home A Away N Neutral

Average RPI Win:	314	WON-LOST	WINNING	LAST 10	STRENGTH OF	OPP. STRENGTH	TEAM	ADJ.	CONF.	ADJ CONF.
Average RPI Loss:	215	RECORD	PCT. RANK	GAMES	SCHEDULE	OF SCHEDULE	RPI	RPI	RPI	RPI
DIV. I ONLY	8- 16	264	4-6	318	339	316	316	31	31	
DIV. I NON-CONF.	2- 10	313	0	240	296	321	321	32	32	
TOTALS	RPI 1-25	RPI 26-50	W-L RECORDS	RPI 51-100	RPI 101-150	RPI 150+				
8- 16	0- 0	0- 1	OVERALL	0- 0	0- 2	8- 13				
5- 7	0- 0	0- 1	HOME	0- 0	0- 0	5- 6				
3- 7	0- 0	0- 0	AWAY	0- 0	0- 1	3- 6				
0- 2	0- 0	0- 0	NEUTRAL	0- 0	0- 1	0- 1				
2- 10	0- 0	0- 1	NON-CONFERENCE	0- 0	0- 2	2- 7				
1- 5	0- 0	0- 1	HOME	0- 0	0- 0	1- 4				
1- 3	0- 0	0- 0	AWAY	0- 0	0- 1	1- 2				
0- 2	0- 0	0- 0	NEUTRAL	0- 0	0- 1	0- 1				
6- 6	0- 0	0- 0	CONFERENCE	0- 0	0- 0	6- 6				
4- 2	0- 0	0- 0	HOME	0- 0	0- 0	4- 2				
2- 4	0- 0	0- 0	AWAY	0- 0	0- 0	2- 4				
0- 0	0- 0	0- 0	NEUTRAL	0- 0	0- 0	0- 0				

RPI 1-25			RPI 26-50			RPI 51-100			RPI 101+ Team's RPI: 316		
RPI	S	Opponent	Score	RPI	S	Opponent	Score	RPI	S	Opponent	Score
				28	H	Arizona St.	47 70	125	A	Abilene Christian	54 67
								150	N	Western Mich.	76 79
								190	H	Pepperdine	69 72
								200	A	New Mexico	53 107
								200	H	New Mexico	67 86
								217	A	UTEP	45 65
								217	H	UTEP	57 63
								218	A	Grand Canyon	49 60
								222	A	UMKC	52 56
								222	H	UMKC	50 55
								226	A	CSU Bakersfield	59 60
								258	A	Denver	78 75
								283	H	UC Riverside	58 60
								288	H	California Baptist	57 56
								308	A	Seattle U	57 67
								308	H	Seattle U	83 65
								309	N	Georgia St.	51 59
								317	H	UTRGV	76 75
								321	H	Weber St.	77 47
								325	A	Utah Valley	65 58
								325	H	Utah Valley	54 58
								348	A	Chicago St.	73 60
								348	H	Chicago St.	80 56
LAST 10 Division I											
				325	A	Utah Valley	65 58	226	A	CSU Bakersfield	59 60
				308	A	Seattle U	57 67	317	H	UTRGV	76 75
				222	H	UMKC	50 55	308	H	Seattle U	83 65
				348	H	Chicago St.	80 56	325	H	Utah Valley	54 58
				218	A	Grand Canyon	49 60	222	A	UMKC	52 56

Non-Div I Games: Western N.M. 75 56

New Mexico St.

■ Loss,
 ■ Non-Conf,
 ■ S Site,
 ■ H Home
 ■ A Away
 N Neutral

Average RPI Win:	262	WON-LOST	WINNING	LAST 10	STRENGTH OF	OPP. STRENGTH	TEAM	ADJ.	CONF.	ADJ CONF.
Average RPI Loss:	127	RECORD	PCT. RANK	GAMES	SCHEDULE	OF SCHEDULE	RPI	RPI	RPI	RPI
DIV. I ONLY	12- 10	151	7-3	179	267	152	152	23	23	
DIV. I NON-CONF.	2- 5	259	0	93	128	190	190	24	24	
TOTALS	RPI 1-25	RPI 26-50	W-L RECORDS	RPI 51-100	RPI 101-150	RPI 150+				
12- 10	0- 0	0- 3	OVERALL	1- 2	0- 1	11- 4				
7- 3	0- 0	0- 0	HOME	1- 1	0- 0	6- 2				
5- 7	0- 0	0- 3	AWAY	0- 1	0- 1	5- 2				
0- 0	0- 0	0- 0	NEUTRAL	0- 0	0- 0	0- 0				
2- 5	0- 0	0- 3	NON-CONFERENCE	0- 0	0- 0	2- 2				
1- 1	0- 0	0- 0	HOME	0- 0	0- 0	1- 1				
1- 4	0- 0	0- 3	AWAY	0- 0	0- 0	1- 1				
0- 0	0- 0	0- 0	NEUTRAL	0- 0	0- 0	0- 0				
10- 5	0- 0	0- 0	CONFERENCE	1- 2	0- 1	9- 2				
6- 2	0- 0	0- 0	HOME	1- 1	0- 0	5- 1				
4- 3	0- 0	0- 0	AWAY	0- 1	0- 1	4- 1				
0- 0	0- 0	0- 0	NEUTRAL	0- 0	0- 0	0- 0				

RPI	S	Opponent	Score	RPI	S	Opponent	Score	RPI	S	Opponent	Score	RPI	S	Opponent	Score	Team's RPI: 152
26	A	LSU	49	83	89	A	SFA	47	59	125	A	Abilene Christian	62	76		
37	A	Arkansas	52	82	89	H	SFA	53	50	151	H	Sam Houston St.	46	78		
44	A	Iowa St.	53	71	95	H	A&M-Corpus Christi	53	83	202	H	Louisiana	60	65		
										212	H	North Dakota	79	73		
										224	A	Central Ark.	49	37		
										224	H	Central Ark.	85	73		
										238	A	Southeastern La.	57	73		
										259	A	Texas St.	49	51		
										268	A	Lamar University	62	57		
										277	H	Nicholls St.	77	65		
										281	A	Ole Miss	69	64		
										286	A	Incarnate Word	67	55		
										286	H	Incarnate Word	61	57		
										318	H	Houston Baptist	88	84		
										337	A	Northwestern St.	77	63		
										341	H	McNeese	78	59		
LAST 10 Division I																
286	H	Incarnate Word	61	57	337	A	Northwestern St.	77	63							
224	H	Central Ark.	85	73	277	H	Nicholls St.	77	65							
89	A	SFA	47	59	95	H	A&M-Corpus Christi	53	83							
318	H	Houston Baptist	88	84	341	H	McNeese	78	59							
238	A	Southeastern La.	57	73	286	A	Incarnate Word	67	55							

Non-Div I Games: Pensacola Christian91 31 Tougaloo 91 69

New Orleans

Loss, Non-Conf, S Site, H Home A Away N Neutral

Niagara

Through Games Of Feb. 18, 2020

Average RPI Win: 299	WON-LOST	WINNING	LAST 10	STRENGTH OF	OPP. STRENGTH	TEAM	ADJ.	CONF.	ADJ CONF.
Average RPI Loss: 164	RECORD	PCT. RANK	GAMES	SCHEDULE	OF SCHEDULE	RPI	RPI	RPI	RPI
DIV. I ONLY	8- 16	264	4-6	216	305	264	264	24	24
DIV. I NON-CONF.	2- 7	288	0	213	318	281	281	25	25
TOTALS	RPI 1-25	RPI 26-50	W-L RECORDS	RPI 51-100	RPI 101-150	RPI 150+			
8- 16	0- 0	0- 1	OVERALL	0- 4	0- 2	8- 9			
4- 5	0- 0	0- 0	HOME	0- 2	0- 1	4- 2			
4- 11	0- 0	0- 1	AWAY	0- 2	0- 1	4- 7			
0- 0	0- 0	0- 0	NEUTRAL	0- 0	0- 0	0- 0			
2- 7	0- 0	0- 1	NON-CONFERENCE	0- 0	0- 2	2- 4			
1- 1	0- 0	0- 0	HOME	0- 0	0- 1	1- 0			
1- 6	0- 0	0- 1	AWAY	0- 0	0- 1	1- 4			
0- 0	0- 0	0- 0	NEUTRAL	0- 0	0- 0	0- 0			
6- 9	0- 0	0- 0	CONFERENCE	0- 4	0- 0	6- 5			
3- 4	0- 0	0- 0	HOME	0- 2	0- 0	3- 2			
3- 5	0- 0	0- 0	AWAY	0- 2	0- 0	3- 3			
0- 0	0- 0	0- 0	NEUTRAL	0- 0	0- 0	0- 0			

RPI 1-25			RPI 26-50			RPI 51-100			RPI 101+			Team's RPI: 264			
RPI	S	Opponent	Score	RPI	S	Opponent	Score	RPI	S	Opponent	Score	RPI	S	Opponent	Score
				47	A	Rutgers	37 87	64	A	Marist	57 82	103	A	Colgate	72 85
								64	H	Marist	67 94	133	H	Buffalo	67 81
								96	A	Rider	75 79	166	A	Cornell	59 82
								96	H	Rider	55 71	168	A	Binghamton	55 74
												184	A	Quinnipiac	61 71
												219	A	Manhattan	65 68
												227	A	Iona	63 57
												227	H	Iona	58 70
												244	H	Fairfield	65 77
												248	A	Howard	42 91
												275	A	Siena	54 59
												275	H	Siena	68 61
												279	A	Monmouth	73 70
												289	H	Oakland	77 63
												293	A	St. Bonaventure	67 71
												326	A	Saint Peter's	68 64
												326	H	Saint Peter's	97 89
												327	A	Coppin St.	82 67
												340	H	Canisius	81 62
LAST 10 Division I															
				184	A	Quinnipiac	61 71					275	A	Siena	54 59
				326	A	Saint Peter's	68 64					340	H	Canisius	81 62
				227	H	Iona	58 70					96	H	Rider	55 71
				244	H	Fairfield	65 77					326	H	Saint Peter's	97 89
				64	A	Marist	57 82					279	A	Monmouth	73 70

Non-Div I Games:

Niagara

 Loss,
  Non-Conf,
  S Site,
  H Home
  A Away
 N Neutral

Average RPI Win:	292	WON-LOST	WINNING	LAST 10	STRENGTH OF	OPP. STRENGTH	TEAM	ADJ.	CONF.	ADJ CONF.
Average RPI Loss:	145	RECORD	PCT. RANK	GAMES	SCHEDULE	OF SCHEDULE	RPI	RPI	RPI	RPI
DIV. I ONLY	6- 16	296	5-5	183	242	277	277	23	23	
DIV. I NON-CONF.	1- 6	318	0	59	46	249	249	24	24	
TOTALS	RPI 1-25	RPI 26-50	W-L RECORDS	RPI 51-100	RPI 101-150	RPI 150+				
6- 16	0- 2	0- 1	OVERALL	0- 3	0- 2	6- 8				
3- 5	0- 0	0- 0	HOME	0- 1	0- 1	3- 3				
3- 10	0- 2	0- 1	AWAY	0- 2	0- 0	3- 5				
0- 1	0- 0	0- 0	NEUTRAL	0- 0	0- 1	0- 0				
1- 6	0- 2	0- 1	NON-CONFERENCE	0- 1	0- 1	1- 1				
1- 0	0- 0	0- 0	HOME	0- 0	0- 0	1- 0				
0- 5	0- 2	0- 1	AWAY	0- 1	0- 0	0- 1				
0- 1	0- 0	0- 0	NEUTRAL	0- 0	0- 1	0- 0				
5- 10	0- 0	0- 0	CONFERENCE	0- 2	0- 1	5- 7				
2- 5	0- 0	0- 0	HOME	0- 1	0- 1	2- 3				
3- 5	0- 0	0- 0	AWAY	0- 1	0- 0	3- 4				
0- 0	0- 0	0- 0	NEUTRAL	0- 0	0- 0	0- 0				

RPI 1-25				RPI 26-50				RPI 51-100				RPI 101+ Team's RPI: 277			
RPI	S	Opponent	Score	RPI	S	Opponent	Score	RPI	S	Opponent	Score	RPI	S	Opponent	Score
18	A	Indiana	47 111	26	A	LSU	32 63	84	A	Rice	47 71	120	N	North Florida	61 64
19	A	TCU	47 72					89	H	SFA	61 78	125	H	Abilene Christian	84 95
								95	A	A&M-Corpus Christi	49 55	151	A	Sam Houston St.	71 87
												151	H	Sam Houston St.	77 80
												152	A	New Orleans	65 77
												174	A	Jacksonville	55 72
												224	H	Central Ark.	46 53
												238	A	Southeastern La.	67 65
												238	H	Southeastern La.	54 49
												268	A	Lamar University	62 60
												268	H	Lamar University	78 84
												286	A	Incarinate Word	51 53
												318	A	Houston Baptist	84 78
												337	A	Northwestern St.	54 58
												341	H	McNeese	79 63
												350	H	La.-Monroe	74 59
LAST 10 Division I															
238	H	Southeastern La.	54 49	152	A	New Orleans	65 77								
268	A	Lamar University	62 60	318	A	Houston Baptist	84 78								
151	H	Sam Houston St.	77 80	224	H	Central Ark.	46 53								
89	H	SFA	61 78	337	A	Northwestern St.	54 58								
341	H	McNeese	79 63	238	A	Southeastern La.	67 65								

Non-Div I Games: Southern-N.O. 94 61 Paul Quinn 101 68

Nicholls St.

Loss, Non-Conf, S Site, H Home A Away N Neutral

Norfolk St.

Through Games Of Feb. 18, 2020

Average RPI Win:	246	WON-LOST	WINNING	LAST 10	STRENGTH OF	OPP. STRENGTH	TEAM	ADJ.	CONF.	ADJ CONF.
Average RPI Loss:	160	RECORD	PCT. RANK	GAMES	SCHEDULE	OF SCHEDULE	RPI	RPI	RPI	RPI
DIV. I ONLY	14- 9	104	8-2	259	296	193	193	29	29	
DIV. I NON-CONF.	5- 7	205	0	100	209	174	174	29	29	
TOTALS	RPI 1-25	RPI 26-50	W-L RECORDS	RPI 51-100	RPI 101-150	RPI 150+				
14- 9	0- 0	0- 0	OVERALL	0- 1	3- 4	11- 4				
8- 4	0- 0	0- 0	HOME	0- 0	1- 2	7- 2				
5- 4	0- 0	0- 0	AWAY	0- 0	1- 2	4- 2				
1- 1	0- 0	0- 0	NEUTRAL	0- 1	1- 0	0- 0				
5- 7	0- 0	0- 0	NON-CONFERENCE	0- 1	2- 4	3- 2				
2- 3	0- 0	0- 0	HOME	0- 0	0- 2	2- 1				
2- 3	0- 0	0- 0	AWAY	0- 0	1- 2	1- 1				
1- 1	0- 0	0- 0	NEUTRAL	0- 1	1- 0	0- 0				
9- 2	0- 0	0- 0	CONFERENCE	0- 0	1- 0	8- 2				
6- 1	0- 0	0- 0	HOME	0- 0	1- 0	5- 1				
3- 1	0- 0	0- 0	AWAY	0- 0	0- 0	3- 1				
0- 0	0- 0	0- 0	NEUTRAL	0- 0	0- 0	0- 0				

RPI 1-25				RPI 26-50				RPI 51-100				RPI 101+ Team's RPI: 193			
RPI	S	Opponent	Score	RPI	S	Opponent	Score	RPI	S	Opponent	Score	RPI	S	Opponent	Score
								55	N	West Virginia	55 72	106	H	Liberty	48 67
												111	H	Bethune-Cookman	61 51
												120	N	North Florida	57 54
												124	A	Richmond	69 77
												128	H	Robert Morris	62 69
												131	A	William & Mary	56 65
												142	A	Hampton	77 56
												157	A	N.C. A&T	39 53
												174	A	Jacksonville	71 64
												182	H	La Salle	52 55
												208	H	High Point	72 58
												233	A	Marshall	69 75
												246	H	Morgan St.	64 57
												248	A	Howard	83 80
												270	H	Delaware St.	65 57
												272	H	Longwood	49 46
												312	A	N.C. Central	83 75
												323	H	UMES	68 45
												327	A	Coppin St.	85 48
												327	H	Coppin St.	55 57
												343	H	Florida A&M	59 51
												349	H	South Carolina St.	76 42
LAST 10 Division I															
				327	H	Coppin St.	55 57					343	H	Florida A&M	59 51
				246	H	Morgan St.	64 57					349	H	South Carolina St.	76 42
				270	H	Delaware St.	65 57					323	H	UMES	68 45
				312	A	N.C. Central	83 75					248	A	Howard	83 80
				157	A	N.C. A&T	39 53					327	A	Coppin St.	85 48

Non-Div I Games: Virginia-Lynchburg 123 48

Norfolk St.

■ Loss,
 ■ Non-Conf,
 ■ S Site,
 ■ Home
 ■ A Away
 N Neutral

Average RPI Win:	257	WON-LOST	WINNING	LAST 10	STRENGTH OF	OPP. STRENGTH	TEAM	ADJ.	CONF.	ADJ CONF.
Average RPI Loss:	121	RECORD	PCT. RANK	GAMES	SCHEDULE	OF SCHEDULE	RPI	RPI	RPI	RPI
DIV. I ONLY	15- 8	76	5-5	331	192	162	162	16	16	
DIV. I NON-CONF.	7- 3	80	0	347	328	222	222	14	14	
TOTALS	RPI 1-25	RPI 26-50	W-L RECORDS	RPI 51-100	RPI 101-150	RPI 150+				
15- 8	0- 1	0- 2	OVERALL	0- 0	3- 1	12- 4				
6- 2	0- 0	0- 1	HOME	0- 0	2- 0	4- 1				
5- 6	0- 1	0- 1	AWAY	0- 0	1- 1	4- 3				
4- 0	0- 0	0- 0	NEUTRAL	0- 0	0- 0	4- 0				
7- 3	0- 1	0- 1	NON-CONFERENCE	0- 0	0- 0	7- 1				
1- 1	0- 0	0- 0	HOME	0- 0	0- 0	1- 1				
2- 2	0- 1	0- 1	AWAY	0- 0	0- 0	2- 0				
4- 0	0- 0	0- 0	NEUTRAL	0- 0	0- 0	4- 0				
8- 5	0- 0	0- 1	CONFERENCE	0- 0	3- 1	5- 3				
5- 1	0- 0	0- 1	HOME	0- 0	2- 0	3- 0				
3- 4	0- 0	0- 0	AWAY	0- 0	1- 1	2- 3				
0- 0	0- 0	0- 0	NEUTRAL	0- 0	0- 0	0- 0				

RPI 1-25				RPI 26-50				RPI 51-100				RPI 101+ Team's RPI: 162			
RPI	S	Opponent	Score	RPI	S	Opponent	Score	RPI	S	Opponent	Score	RPI	S	Opponent	Score
10	A	Iowa	81 86	29	H	FGCU	63 74					106	A	Liberty	76 71
				44	A	Iowa St.	72 80					106	H	Liberty	86 75
												120	A	North Florida	65 67
												120	H	North Florida	54 51
												164	H	Samford	63 79
												174	A	Jacksonville	56 67
												174	H	Jacksonville	76 65
												213	A	Stetson	60 69
												213	H	Stetson	68 57
												215	A	Kennesaw St.	56 59
												261	N	Alabama A&M	80 65
												273	A	Lipscomb	84 72
												273	H	Lipscomb	91 58
												304	N	UC Irvine	88 60
												328	A	Alabama St.	81 60
												332	A	NJIT	57 55
												334	N	SIUE	85 67
												336	A	Tennessee St.	88 63
												349	N	South Carolina St.	99 46
												351	H	Mississippi Val.	86 60
LAST 10 Division I															
213	A	Stetson	60 69	174	A	Jacksonville	56 67								
120	A	North Florida	65 67	215	A	Kennesaw St.	56 59								
273	H	Lipscomb	91 58	213	H	Stetson	68 57								
106	H	Liberty	86 75	29	H	FGCU	63 74								
332	A	NJIT	57 55	106	A	Liberty	76 71								

Non-Div I Games: Virginia-Lynchburg 128 26 Oakwood 120 38

North Ala.

Loss, Non-Conf, S Site, H Home A Away N Neutral

North Carolina

Through Games Of Feb. 18, 2020

Average RPI Win:	182	WON-LOST	WINNING	LAST 10	STRENGTH OF	OPP. STRENGTH	TEAM	ADJ.	CONF.	ADJ CONF.
Average RPI Loss:	43	RECORD	PCT. RANK	GAMES	SCHEDULE	OF SCHEDULE	RPI	RPI	RPI	RPI
DIV. I ONLY	16- 10	100	4-6	127	24	102	102	5	5	
DIV. I NON-CONF.	9- 2	37	0	336	75	147	147	4	4	
TOTALS	RPI 1-25	RPI 26-50	W-L RECORDS	RPI 51-100	RPI 101-150	RPI 150+				
16- 10	1- 3	0- 3	OVERALL	5- 4	1- 0	9- 0				
11- 4	1- 1	0- 1	HOME	2- 2	0- 0	8- 0				
2- 6	0- 2	0- 2	AWAY	2- 2	0- 0	0- 0				
3- 0	0- 0	0- 0	NEUTRAL	1- 0	1- 0	1- 0				
9- 2	0- 0	0- 0	NON-CONFERENCE	1- 2	1- 0	7- 0				
6- 1	0- 0	0- 0	HOME	0- 1	0- 0	6- 0				
0- 1	0- 0	0- 0	AWAY	0- 1	0- 0	0- 0				
3- 0	0- 0	0- 0	NEUTRAL	1- 0	1- 0	1- 0				
7- 8	1- 3	0- 3	CONFERENCE	4- 2	0- 0	2- 0				
5- 3	1- 1	0- 1	HOME	2- 1	0- 0	2- 0				
2- 5	0- 2	0- 2	AWAY	2- 1	0- 0	0- 0				
0- 0	0- 0	0- 0	NEUTRAL	0- 0	0- 0	0- 0				

RPI S	Opponent	Score	RPI S	Opponent	Score	RPI S	Opponent	Score	RPI S	Opponent	Score	Team's RPI: 102
6	H Louisville	67 74	30	A Virginia Tech	70 76	51	A Virginia	65 47	140	N Missouri	82 69	
21	A NC State	68 76	30	H Virginia Tech	63 72	51	H Virginia	78 68	160	H Elon	76 46	
21	H NC State	66 60	31	A Duke	61 71	54	H Yale	63 66	176	H Illinois	85 60	
25	A Florida St.	64 78				68	A Boston College	75 93	220	H Clemson	86 72	
						74	A Georgia Tech	67 60	269	N UNCW	85 45	
						76	N Temple	71 58	290	H Pittsburgh	70 62	
						79	A Alabama	77 83	294	H Navy	80 40	
						85	H Syracuse	56 74	312	H N.C. Central	92 53	
						91	H Miami (FL)	78 58	335	H Western Caro.	92 55	
									344	H Charleston So.	85 54	
LAST 10 Division I												
68	A Boston College	75 93	51	H Virginia	78 68							
85	H Syracuse	56 74	21	A NC State	68 76							
30	H Virginia Tech	63 72	74	A Georgia Tech	67 60							
31	A Duke	61 71	6	H Louisville	67 74							
220	H Clemson	86 72	91	H Miami (FL)	78 58							

Non-Div I Games:

North Carolina

Loss, Non-Conf, S Site, H Home A Away N Neutral

North Dakota

Through Games Of Feb. 18, 2020

Average RPI Win:	267	WON-LOST	WINNING	LAST 10	STRENGTH OF	OPP. STRENGTH	TEAM	ADJ.	CONF.	ADJ CONF.
Average RPI Loss:	164	RECORD	PCT. RANK	GAMES	SCHEDULE	OF SCHEDULE	RPI	RPI	RPI	RPI
DIV. I ONLY	12- 11	165	3-7	294	248	212	212	19	19	
DIV. I NON-CONF.	7- 4	100	0	235	307	116	116	18	18	
TOTALS	RPI 1-25	RPI 26-50	W-L RECORDS	RPI 51-100	RPI 101-150	RPI 150+				
12- 11	0- 1	0- 1	OVERALL	0- 2	0- 0	12- 7				
5- 4	0- 0	0- 1	HOME	0- 1	0- 0	5- 2				
7- 7	0- 1	0- 0	AWAY	0- 1	0- 0	7- 5				
0- 0	0- 0	0- 0	NEUTRAL	0- 0	0- 0	0- 0				
7- 4	0- 1	0- 0	NON-CONFERENCE	0- 1	0- 0	7- 2				
2- 1	0- 0	0- 0	HOME	0- 1	0- 0	2- 0				
5- 3	0- 1	0- 0	AWAY	0- 0	0- 0	5- 2				
0- 0	0- 0	0- 0	NEUTRAL	0- 0	0- 0	0- 0				
5- 7	0- 0	0- 1	CONFERENCE	0- 1	0- 0	5- 5				
3- 3	0- 0	0- 1	HOME	0- 0	0- 0	3- 2				
2- 4	0- 0	0- 0	AWAY	0- 1	0- 0	2- 3				
0- 0	0- 0	0- 0	NEUTRAL	0- 0	0- 0	0- 0				

RPI 1-25				RPI 26-50				RPI 51-100				RPI 101+ Team's RPI: 212			
RPI	S	Opponent	Score	RPI	S	Opponent	Score	RPI	S	Opponent	Score	RPI	S	Opponent	Score
24	A	Arizona	42 74	39	H	South Dakota	46 93	86	A	South Dakota St.	64 99	152	A	New Orleans	73 79
								90	H	Illinois St.	58 66	154	H	Valparaiso	65 63
												170	H	Rhode Island	67 61
												195	A	Western Ill.	74 91
												195	H	Western Ill.	77 71
												210	A	Oral Roberts	52 75
												210	H	Oral Roberts	72 86
												218	A	Grand Canyon	78 76
												237	A	Milwaukee	66 58
												249	A	SMU	51 66
												258	A	Denver	90 82
												258	H	Denver	81 91
												292	A	North Dakota St.	82 92
												301	A	Ga. Southern	69 56
												311	H	Omaha	63 57
												331	A	Purdue Fort Wayne	63 49
												331	H	Purdue Fort Wayne	91 85
												344	A	Charleston So.	73 57
												349	A	South Carolina St.	95 53
LAST 10 Division I															
195	A	Western Ill.	74 91	258	H	Denver	81 91								
39	H	South Dakota	46 93	292	A	North Dakota St.	82 92								
210	H	Oral Roberts	72 86	86	A	South Dakota St.	64 99								
331	A	Purdue Fort Wayne	63 49	210	A	Oral Roberts	52 75								
195	H	Western Ill.	77 71	311	H	Omaha	63 57								

Non-Div I Games: Northland 118 35 Mayville St. 83 52

North Dakota

Loss, Non-Conf, S Site, H Home A Away N Neutral

Average RPI Win:	284	WON-LOST	WINNING	LAST 10	STRENGTH OF	OPP. STRENGTH	TEAM	ADJ.	CONF.	ADJ CONF.
Average RPI Loss:	136	RECORD	PCT. RANK	GAMES	SCHEDULE	OF SCHEDULE	RPI	RPI	RPI	RPI
DIV. I ONLY	6- 16	296	5-5	242	136	292	292	19	19	
DIV. I NON-CONF.	1- 9	326	0	147	31	289	289	18	18	
TOTALS	RPI 1-25	RPI 26-50	W-L RECORDS	RPI 51-100	RPI 101-150	RPI 150+				
6- 16	0- 0	0- 4	OVERALL	0- 2	0- 2	6- 8				
3- 8	0- 0	0- 2	HOME	0- 0	0- 1	3- 5				
3- 8	0- 0	0- 2	AWAY	0- 2	0- 1	3- 3				
0- 0	0- 0	0- 0	NEUTRAL	0- 0	0- 0	0- 0				
1- 9	0- 0	0- 3	NON-CONFERENCE	0- 1	0- 2	1- 3				
0- 5	0- 0	0- 1	HOME	0- 0	0- 1	0- 3				
1- 4	0- 0	0- 2	AWAY	0- 1	0- 1	1- 0				
0- 0	0- 0	0- 0	NEUTRAL	0- 0	0- 0	0- 0				
5- 7	0- 0	0- 1	CONFERENCE	0- 1	0- 0	5- 5				
3- 3	0- 0	0- 1	HOME	0- 0	0- 0	3- 2				
2- 4	0- 0	0- 0	AWAY	0- 1	0- 0	2- 3				
0- 0	0- 0	0- 0	NEUTRAL	0- 0	0- 0	0- 0				

RPI 1-25				RPI 26-50				RPI 51-100				RPI 101+ Team's RPI: 292			
RPI	S	Opponent	Score	RPI	S	Opponent	Score	RPI	S	Opponent	Score	RPI	S	Opponent	Score
				38	A	Bradley	64 70	72	A	UNI	63 95	126	A	Northeastern	61 72
				39	H	South Dakota	36 80	86	A	South Dakota St.	52 60	137	H	Wisconsin	63 64
				40	A	Creighton	59 70					154	H	Valparaiso	54 66
				44	H	Iowa St.	58 86					179	H	Northern Ill.	68 74
												195	A	Western Ill.	79 86
												195	H	Western Ill.	78 79
												196	H	Wyoming	57 66
												210	A	Oral Roberts	62 70
												210	H	Oral Roberts	76 80
												212	H	North Dakota	92 82
												258	A	Denver	82 91
												258	H	Denver	85 80
												263	A	New Hampshire	67 61
												311	A	Omaha	74 65
												331	A	Purdue Fort Wayne	58 44
												331	H	Purdue Fort Wayne	74 53
LAST 10 Division I															
				331	H	Purdue Fort Wayne	74 53	258	H	Denver	85 80				
				210	H	Oral Roberts	76 80	86	A	South Dakota St.	52 60				
				311	A	Omaha	74 65	212	H	North Dakota	92 82				
				195	A	Western Ill.	79 86	39	H	South Dakota	36 80				
				331	A	Purdue Fort Wayne	58 44	210	A	Oral Roberts	62 70				

Non-Div I Games: Waldorf 92 26 Mayville St. 97 59

North Dakota St.

Loss, Non-Conf, S Site, H Home A Away N Neutral

North Florida

Through Games Of Feb. 18, 2020

Average RPI Win: 210	WON-LOST	WINNING	LAST 10	STRENGTH OF	OPP. STRENGTH	TEAM	ADJ.	CONF.	ADJ CONF.
Average RPI Loss: 122	RECORD	PCT. RANK	GAMES	SCHEDULE	OF SCHEDULE	RPI	RPI	RPI	RPI
DIV. I ONLY	12- 12	177	5-5	81	194	120	120	16	16
DIV. I NON-CONF.	5- 6	187	0	55	153	92	92	14	14
TOTALS	RPI 1-25	RPI 26-50	W-L RECORDS	RPI 51-100	RPI 101-150	RPI 150+			
12- 12	0- 2	0- 2	OVERALL	1- 2	2- 1	9- 5			
5- 3	0- 0	0- 1	HOME	0- 0	2- 0	3- 2			
5- 7	0- 2	0- 1	AWAY	0- 1	0- 1	5- 2			
2- 2	0- 0	0- 0	NEUTRAL	1- 1	0- 0	1- 1			
5- 6	0- 2	0- 0	NON-CONFERENCE	1- 2	1- 1	3- 1			
1- 0	0- 0	0- 0	HOME	0- 0	1- 0	0- 0			
2- 4	0- 2	0- 0	AWAY	0- 1	0- 1	2- 0			
2- 2	0- 0	0- 0	NEUTRAL	1- 1	0- 0	1- 1			
7- 6	0- 0	0- 2	CONFERENCE	0- 0	1- 0	6- 4			
4- 3	0- 0	0- 1	HOME	0- 0	1- 0	3- 2			
3- 3	0- 0	0- 1	AWAY	0- 0	0- 0	3- 2			
0- 0	0- 0	0- 0	NEUTRAL	0- 0	0- 0	0- 0			

RPI 1-25				RPI 26-50				RPI 51-100				RPI 101+ Team's RPI: 120			
RPI	S	Opponent	Score	RPI	S	Opponent	Score	RPI	S	Opponent	Score	RPI	S	Opponent	Score
18	A	Indiana	45 72	29	A	FGCU	65 76	64	N	Marist	54 69	106	H	Liberty	65 50
25	A	Florida St.	41 70	29	H	FGCU	50 72	91	A	Miami (FL)	55 78	113	H	Holy Cross	80 60
								96	N	Rider	80 70	137	A	Wisconsin	62 75
												162	A	North Ala.	51 54
												162	H	North Ala.	67 65
												174	A	Jacksonville	70 64
												174	H	Jacksonville	60 69
												193	N	Norfolk St.	54 57
												213	H	Stetson	52 60
												215	A	Kennesaw St.	64 55
												215	H	Kennesaw St.	57 33
												261	A	Alabama A&M	73 64
												273	A	Lipscomb	68 60
												277	N	Nicholls St.	64 61
												296	A	FIU	64 49
												332	A	NJIT	56 60
												332	H	NJIT	71 48
LAST 10 Division I															
174	H	Jacksonville	60 69	215	H	Kennesaw St.	57 33	106	H	Liberty	65 50	273	A	Lipscomb	68 60
162	H	North Ala.	67 65	174	A	Jacksonville	70 64	29	A	FGCU	65 76	29	H	FGCU	50 72
332	A	NJIT	56 60	213	H	Stetson	52 60								

Non-Div I Games: Warner 110 46 Edward Waters 80 51

North Florida

Loss, Non-Conf, S Site, H Home A Away N Neutral

North Texas

Through Games Of Feb. 18, 2020

Average RPI Win: 233	WON-LOST	WINNING	LAST 10	STRENGTH OF	OPP. STRENGTH	TEAM	ADJ.	CONF.	ADJ CONF.
Average RPI Loss: 146	RECORD	PCT. RANK	GAMES	SCHEDULE	OF SCHEDULE	RPI	RPI	RPI	RPI
DIV. I ONLY	7- 15	280	2-8	128	191	251	251	13	13
DIV. I NON-CONF.	4- 5	195	0	174	313	218	218	15	15
TOTALS	RPI 1-25	RPI 26-50	W-L RECORDS	RPI 51-100	RPI 101-150	RPI 150+			
7- 15	0- 1	1- 2	OVERALL	0- 3	0- 2	6- 7			
5- 6	0- 0	1- 0	HOME	0- 2	0- 2	4- 2			
2- 7	0- 0	0- 1	AWAY	0- 1	0- 0	2- 5			
0- 2	0- 1	0- 1	NEUTRAL	0- 0	0- 0	0- 0			
4- 5	0- 1	0- 1	NON-CONFERENCE	0- 0	0- 1	4- 2			
3- 1	0- 0	0- 0	HOME	0- 0	0- 1	3- 0			
1- 2	0- 0	0- 0	AWAY	0- 0	0- 0	1- 2			
0- 2	0- 1	0- 1	NEUTRAL	0- 0	0- 0	0- 0			
3- 10	0- 0	1- 1	CONFERENCE	0- 3	0- 1	2- 5			
2- 5	0- 0	1- 0	HOME	0- 2	0- 1	1- 2			
1- 5	0- 0	0- 1	AWAY	0- 1	0- 0	1- 3			
0- 0	0- 0	0- 0	NEUTRAL	0- 0	0- 0	0- 0			

RPI S	Opponent	Score	RPI S	Opponent	Score	RPI S	Opponent	Score	RPI S	Opponent	Score	Team's RPI: 251
21 N	NC State	65 76	27 A	Old Dominion	66 71	52 H	Middle Tenn.	60 80	107 H	UT Arlington	49 68	
			32 H	Western Ky.	61 54	65 A	Charlotte	59 72	127 H	UAB	50 51	
			41 N	Texas	57 63	84 H	Rice	52 67	177 A	Hawaii	66 60	
									194 A	Fla. Atlantic	78 84	
									202 H	Louisiana	69 66	
									209 H	Southern Miss.	57 65	
									217 A	UTEP	63 67	
									226 A	CSU Bakersfield	52 61	
									233 H	Marshall	59 68	
									240 H	Louisiana Tech	74 69	
									285 A	Utah St.	55 66	
									296 A	FIU	56 58	
									302 A	UTSA	79 55	
									329 H	Alcorn	67 31	
									350 H	La.-Monroe	63 51	
LAST 10 Division I												
27 A	Old Dominion	66 71	217 A	UTEP	63 67							
65 A	Charlotte	59 72	302 A	UTSA	79 55							
127 H	UAB	50 51	240 H	Louisiana Tech	74 69							
52 H	Middle Tenn.	60 80	209 H	Southern Miss.	57 65							
84 H	Rice	52 67	194 A	Fla. Atlantic	78 84							

Non-Div I Games: Mid-Amer. Christian59 **61** Xavier (LA) 68 31 Tex. A&M-Texarkana 114 54

North Texas

Loss, Non-Conf, S Site, H Home A Away N Neutral

Non-Conference				Through Games Of Feb. 10, 1910						
Average RPI Win:	220	WON-LOST	WINNING	LAST 10	STRENGTH OF	OPP. STRENGTH	TEAM	ADJ.	CONF.	ADJ CONF.
Average RPI Loss:	78	RECORD	PCT. RANK	GAMES	SCHEDULE	OF SCHEDULE	RPI	RPI	RPI	RPI
DIV. I ONLY	11- 13	199	5-5	48	144	126	126	14	14	
DIV. I NON-CONF.	4- 7	225	0	28	91	114	114	13	13	

TOTALS	RPI 1-25		RPI 26-50	W-L RECORDS	RPI 51-100	RPI 101-150	RPI 150+			
11- 13	0- 2		0- 5	OVERALL	1- 2	1- 2	9- 2			
7- 5	0- 0		0- 3	HOME	0- 1	1- 0	6- 1			
4- 8	0- 2		0- 2	AWAY	1- 1	0- 2	3- 1			
0- 0	0- 0		0- 0	NEUTRAL	0- 0	0- 0	0- 0			
4- 7	0- 2		0- 2	NON-CONFERENCE	1- 2	0- 1	3- 0			
2- 3	0- 0		0- 2	HOME	0- 1	0- 0	2- 0			
2- 4	0- 2		0- 0	AWAY	1- 1	0- 1	1- 0			
0- 0	0- 0		0- 0	NEUTRAL	0- 0	0- 0	0- 0			
7- 6	0- 0		0- 3	CONFERENCE	0- 0	1- 1	6- 2			
5- 2	0- 0		0- 1	HOME	0- 0	1- 0	4- 1			
2- 4	0- 0		0- 2	AWAY	0- 0	0- 1	2- 1			
0- 0	0- 0		0- 0	NEUTRAL	0- 0	0- 0	0- 0			

RPI 1-25					RPI 26-50					RPI 51-100					RPI 101+					Team's RPI: 126	
RPI	S	Opponent	Score		RPI	S	Opponent	Score		RPI	S	Opponent	Score		RPI	S	Opponent	Score			
1	A	Oregon	47	89	39	H	South Dakota	76	80	54	H	Yale	63	78	131	A	William & Mary	64	80		
17	A	Central Mich.	63	79	42	A	James Madison	54	67	88	A	Fordham	58	74	131	H	William & Mary	61	55		
					49	A	Drexel	41	50	96	A	Harvard	46	44	132	A	Boston U.	56	72		
					49	H	Drexel	51	67						160	A	Elon	69	45		
					50	H	Dayton	60	71						160	H	Elon	68	65		
															169	A	Towson	68	81		
															189	A	Delaware	72	62		
															189	H	Delaware	69	81		
															205	A	Maine	66	58		
															253	H	Col. of Charleston	72	68		
															269	H	UNCW	63	61		
															292	H	North Dakota St.	72	61		
															320	H	Hofstra	74	51		
															346	H	Hartford	60	47		
LAST 10 Division I																					
					160	A	Elon	69	45	253	H	Col. of Charleston	72	68							
					131	A	William & Mary	64	80	42	A	James Madison	54	67							
					49	H	Drexel	51	67	169	A	Towson	68	81							
					189	H	Delaware	69	81	131	H	William & Mary	61	55							
					269	H	UNCW	63	61	160	H	Elon	68	65							

Non-Div I Games:

Northeastern

Loss, Non-Conf, S Site, H Home A Away N Neutral

Northern Ariz.

Through Games Of Feb. 18, 2020

Average RPI Win:	252	WON-LOST	WINNING	LAST 10	STRENGTH OF	OPP. STRENGTH	TEAM	ADJ.	CONF.	ADJ CONF.
Average RPI Loss:	150	RECORD	PCT. RANK	GAMES	SCHEDULE	OF SCHEDULE	RPI	RPI	RPI	RPI
DIV. I ONLY	13- 11	156	7-3	221	253	161	161	18	18	
DIV. I NON-CONF.	3- 6	235	0	106	264	193	193	17	17	
TOTALS	RPI 1-25	RPI 26-50	W-L RECORDS	RPI 51-100	RPI 101-150	RPI 150+				
13- 11	0- 1	0- 0	OVERALL	0- 3	1- 0	12- 7				
5- 4	0- 0	0- 0	HOME	0- 1	0- 0	5- 3				
7- 6	0- 0	0- 0	AWAY	0- 2	1- 0	6- 4				
1- 1	0- 1	0- 0	NEUTRAL	0- 0	0- 0	1- 0				
3- 6	0- 1	0- 0	NON-CONFERENCE	0- 2	0- 0	3- 3				
1- 1	0- 0	0- 0	HOME	0- 0	0- 0	1- 1				
1- 4	0- 0	0- 0	AWAY	0- 2	0- 0	1- 2				
1- 1	0- 1	0- 0	NEUTRAL	0- 0	0- 0	1- 0				
10- 5	0- 0	0- 0	CONFERENCE	0- 1	1- 0	9- 4				
4- 3	0- 0	0- 0	HOME	0- 1	0- 0	4- 2				
6- 2	0- 0	0- 0	AWAY	0- 0	1- 0	5- 2				
0- 0	0- 0	0- 0	NEUTRAL	0- 0	0- 0	0- 0				

RPI S	Opponent	Score	RPI S	Opponent	Score	RPI S	Opponent	Score	RPI S	Opponent	Score	Team's RPI: 161
15 N	Oregon St.	57 91				59 A	Fresno St.	66 83	119 A	Idaho	71 70	
						84 A	Rice	57 71	159 H	UC Davis	61 71	
						87 H	Montana St.	64 72	165 N	San Jose St.	67 64	
									172 H	Montana	71 79	
									180 A	Idaho St.	70 59	
									180 H	Idaho St.	76 79	
									188 A	Southern Utah	64 82	
									188 H	Southern Utah	84 76	
									200 A	New Mexico	76 83	
									221 A	Portland St.	54 66	
									223 A	Northern Colo.	71 60	
									223 H	Northern Colo.	72 45	
									288 A	California Baptist	79 98	
									299 A	Sacramento St.	85 65	
									299 H	Sacramento St.	114 107	
									306 A	Eastern Wash.	70 62	
									308 H	Seattle U	88 80	
									318 A	Houston Baptist	79 62	
									321 A	Weber St.	88 82	
									321 H	Weber St.	92 61	
LAST 10 Division I												
188 A	Southern Utah	64 82	119 A	Idaho	71 70							
223 A	Northern Colo.	71 60	299 A	Sacramento St.	85 65							
321 H	Weber St.	92 61	221 A	Portland St.	54 66							
180 H	Idaho St.	76 79	223 H	Northern Colo.	72 45							
306 A	Eastern Wash.	70 62	188 H	Southern Utah	84 76							

Non-Div I Games:

Northern Ariz.

■ Loss,
 ■ Non-Conf, S Site,
 ■ Home
 ■ Away
 N Neutral

Northern Colo.

Through Games Of Feb. 18, 2020

Average RPI Win:	253	WON-LOST	WINNING	LAST 10	STRENGTH OF	OPP. STRENGTH	TEAM	ADJ.	CONF.	ADJ CONF.
Average RPI Loss:	166	RECORD	PCT. RANK	GAMES	SCHEDULE	OF SCHEDULE	RPI	RPI	RPI	RPI
DIV. I ONLY	11- 12	190	5-5	284	190	223	223	18	18	
DIV. I NON-CONF.	4- 5	195	0	198	127	176	176	17	17	
TOTALS	RPI 1-25	RPI 26-50	W-L RECORDS	RPI 51-100	RPI 101-150	RPI 150+				
11- 12	0- 2	0- 0	OVERALL	0- 1	0- 1	11- 8				
4- 6	0- 0	0- 0	HOME	0- 0	0- 1	4- 5				
7- 6	0- 2	0- 0	AWAY	0- 1	0- 0	7- 3				
0- 0	0- 0	0- 0	NEUTRAL	0- 0	0- 0	0- 0				
4- 5	0- 2	0- 0	NON-CONFERENCE	0- 0	0- 0	4- 3				
1- 2	0- 0	0- 0	HOME	0- 0	0- 0	1- 2				
3- 3	0- 2	0- 0	AWAY	0- 0	0- 0	3- 1				
0- 0	0- 0	0- 0	NEUTRAL	0- 0	0- 0	0- 0				
7- 7	0- 0	0- 0	CONFERENCE	0- 1	0- 1	7- 5				
3- 4	0- 0	0- 0	HOME	0- 0	0- 1	3- 3				
4- 3	0- 0	0- 0	AWAY	0- 1	0- 0	4- 2				
0- 0	0- 0	0- 0	NEUTRAL	0- 0	0- 0	0- 0				

RPI 1-25				RPI 26-50				RPI 51-100				RPI 101+ Team's RPI: 223			
RPI	S	Opponent	Score	RPI	S	Opponent	Score	RPI	S	Opponent	Score	RPI	S	Opponent	Score
8	A	UCLA	58 92					87	A	Montana St.	58 91	119	H	Idaho	46 57
9	A	Stanford	36 90									161	A	Northern Ariz.	45 72
												161	H	Northern Ariz.	60 71
												172	A	Montana	67 58
												180	A	Idaho St.	39 59
												188	H	Southern Utah	55 68
												196	A	Wyoming	46 44
												198	A	Chattanooga	59 42
												221	A	Portland St.	78 51
												221	H	Portland St.	77 58
												234	H	San Francisco	83 90
												249	A	SMU	61 52
												258	A	Denver	55 74
												266	H	Colorado St.	58 75
												299	A	Sacramento St.	73 63
												299	H	Sacramento St.	90 73
												303	H	Air Force	72 62
												306	H	Eastern Wash.	63 42
												321	A	Weber St.	69 65
												321	H	Weber St.	60 65
LAST 10 Division I															
299	H	Sacramento St.	90 73	180	A	Idaho St.	39 59								
161	H	Northern Ariz.	60 71	306	H	Eastern Wash.	63 42								
221	A	Portland St.	78 51	119	H	Idaho	46 57								
188	H	Southern Utah	55 68	161	A	Northern Ariz.	45 72								
321	A	Weber St.	69 65	299	A	Sacramento St.	73 63								

Non-Div I Games:

Northern Colo.

Loss, Non-Conf, S Site, H Home A Away N Neutral

Average RPI Win:	218	WON-LOST	WINNING	LAST 10	STRENGTH OF	OPP. STRENGTH	TEAM	ADJ.	CONF.	ADJ CONF.
Average RPI Loss:	99	RECORD	PCT. RANK	GAMES	SCHEDULE	OF SCHEDULE	RPI	RPI	RPI	RPI
DIV. I ONLY	8- 15	257	4-6	73	127	179	179	10	10	
DIV. I NON-CONF.	4- 7	225	0	58	205	146	146	10	10	
TOTALS	RPI 1-25	RPI 26-50	W-L RECORDS	RPI 51-100	RPI 101-150	RPI 150+				
8- 15	0- 1	0- 5	OVERALL	0- 3	1- 2	7- 4				
3- 7	0- 0	0- 2	HOME	0- 2	1- 2	2- 1				
4- 7	0- 1	0- 2	AWAY	0- 1	0- 0	4- 3				
1- 1	0- 0	0- 1	NEUTRAL	0- 0	0- 0	1- 0				
4- 7	0- 0	0- 3	NON-CONFERENCE	0- 3	0- 0	4- 1				
1- 3	0- 0	0- 1	HOME	0- 2	0- 0	1- 0				
2- 3	0- 0	0- 1	AWAY	0- 1	0- 0	2- 1				
1- 1	0- 0	0- 1	NEUTRAL	0- 0	0- 0	1- 0				
4- 8	0- 1	0- 2	CONFERENCE	0- 0	1- 2	3- 3				
2- 4	0- 0	0- 1	HOME	0- 0	1- 2	1- 1				
2- 4	0- 1	0- 1	AWAY	0- 0	0- 0	2- 2				
0- 0	0- 0	0- 0	NEUTRAL	0- 0	0- 0	0- 0				

RPI 1-25				RPI 26-50				RPI 51-100				RPI 101+				Team's RPI: 179
RPI	S	Opponent	Score	RPI	S	Opponent	Score	RPI	S	Opponent	Score	RPI	S	Opponent	Score	
17	A	Central Mich.	60 66	34	A	Purdue	63 68	80	H	Southern Ill.	61 80	104	H	Kent St.	71 79	
				36	H	Drake	49 73	90	A	Illinois St.	66 69	133	H	Buffalo	64 63	
				39	N	South Dakota	48 91	96	H	Harvard	53 59	150	H	Western Mich.	65 68	
				45	A	Ohio	67 87					156	H	Toledo	51 63	
				45	H	Ohio	79 85					173	A	Eastern Mich.	55 62	
												187	A	Miami (OH)	64 66	
												187	H	Miami (OH)	86 84	
												192	A	Akron	70 65	
												197	N	Tennessee Tech	82 74	
												225	H	Eastern Ill.	61 48	
												237	A	Milwaukee	65 78	
												255	A	Bowling Green	92 87	
												266	A	Colorado St.	80 75	
												292	A	North Dakota St.	74 68	
LAST 10 Division I																
150	H	Western Mich.	65 68	173	A	Eastern Mich.	55 62									
187	H	Miami (OH)	86 84	45	H	Ohio	79 85									
255	A	Bowling Green	92 87	192	A	Akron	70 65									
17	A	Central Mich.	60 66	104	H	Kent St.	71 79									
133	H	Buffalo	64 63	156	H	Toledo	51 63									

Non-Div I Games:

Northern Ill.

Average RPI Win:	256	WON-LOST	WINNING	LAST 10	STRENGTH OF	OPP. STRENGTH	TEAM	ADJ.	CONF.	ADJ CONF.
Average RPI Loss:	145	RECORD	PCT. RANK	GAMES	SCHEDULE	OF SCHEDULE	RPI	RPI	RPI	RPI
DIV. I ONLY	16- 10	100	8-2	287	227	186	186	22	22	
DIV. I NON-CONF.	6- 5	151	0	308	162	219	219	20	20	
TOTALS	RPI 1-25	RPI 26-50	W-L RECORDS	RPI 51-100	RPI 101-150	RPI 150+				
16- 10	0- 1	0- 0	OVERALL	1- 3	1- 1	14- 5				
10- 4	0- 1	0- 0	HOME	1- 1	1- 0	8- 2				
5- 6	0- 0	0- 0	AWAY	0- 2	0- 1	5- 3				
1- 0	0- 0	0- 0	NEUTRAL	0- 0	0- 0	1- 0				
6- 5	0- 1	0- 0	NON-CONFERENCE	0- 2	0- 0	6- 2				
3- 2	0- 1	0- 0	HOME	0- 1	0- 0	3- 0				
2- 3	0- 0	0- 0	AWAY	0- 1	0- 0	2- 2				
1- 0	0- 0	0- 0	NEUTRAL	0- 0	0- 0	1- 0				
10- 5	0- 0	0- 0	CONFERENCE	1- 1	1- 1	8- 3				
7- 2	0- 0	0- 0	HOME	1- 0	1- 0	5- 2				
3- 3	0- 0	0- 0	AWAY	0- 1	0- 1	3- 1				
0- 0	0- 0	0- 0	NEUTRAL	0- 0	0- 0	0- 0				

RPI	S	Opponent	Score	RPI	S	Opponent	Score	RPI	S	Opponent	Score	RPI	S	Opponent	Score	Team's RPI: 186
6	H	Louisville	57 85					53	A	IUPUI	61 89	139	A	Green Bay	44 65	
								53	H	IUPUI	65 62	139	H	Green Bay	63 43	
								60	A	Belmont	45 62	163	H	Wright St.	55 63	
								93	H	Saint Louis	42 67	201	A	Cleveland St.	62 66	
												201	H	Cleveland St.	68 73	
												224	H	Central Ark.	72 56	
												232	A	Youngstown St.	59 55	
												232	H	Youngstown St.	75 56	
												237	A	Milwaukee	61 49	
												237	H	Milwaukee	61 37	
												265	A	Eastern Ky.	62 69	
												273	A	Lipscomb	69 71	
												274	N	Jacksonville St.	66 63	
												278	A	Indiana St.	70 68	
												280	H	Wofford	80 72	
												289	H	Oakland	69 60	
												296	A	FIU	67 45	
												311	H	Omaha	57 40	
												333	H	Detroit Mercy	72 60	
												342	A	UIC	88 46	
												342	H	UIC	78 35	
LAST 10 Division I																
				53	H	IUPUI	65 62					237	H	Milwaukee	61 37	
				342	H	UIC	78 35					333	H	Detroit Mercy	72 60	
				232	A	Youngstown St.	59 55					289	H	Oakland	69 60	
				201	A	Cleveland St.	62 66					163	H	Wright St.	55 63	
				139	H	Green Bay	63 43					342	A	UIC	88 46	

Non-Div I Games:

Northern Ky.

■ Loss,
 ■ Non-Conf, S Site,
 ■ Home
 ■ Away
 N Neutral

Northwestern

Through Games Of Feb. 18, 2020

Average RPI Win:	112	WON-LOST	WINNING	LAST 10	STRENGTH OF	OPP. STRENGTH	TEAM	ADJ.	CONF.	ADJ CONF.
Average RPI Loss:	11	RECORD	PCT. RANK	GAMES	SCHEDULE	OF SCHEDULE	RPI	RPI	RPI	RPI
DIV. I ONLY	22- 3	12	9-1	36	1	12	12	2	2	
DIV. I NON-CONF.	10- 1	20	0	102	20	24	24	2	2	
TOTALS	RPI 1-25	RPI 26-50	W-L RECORDS	RPI 51-100	RPI 101-150	RPI 150+				
22- 3	2- 3	5- 0	OVERALL	5- 0	2- 0	8- 0				
12- 2	1- 2	2- 0	HOME	3- 0	2- 0	4- 0				
8- 1	1- 1	3- 0	AWAY	2- 0	0- 0	2- 0				
2- 0	0- 0	0- 0	NEUTRAL	0- 0	0- 0	2- 0				
10- 1	0- 1	2- 0	NON-CONFERENCE	1- 0	2- 0	5- 0				
6- 1	0- 1	0- 0	HOME	1- 0	2- 0	3- 0				
2- 0	0- 0	2- 0	AWAY	0- 0	0- 0	0- 0				
2- 0	0- 0	0- 0	NEUTRAL	0- 0	0- 0	2- 0				
12- 2	2- 2	3- 0	CONFERENCE	4- 0	0- 0	3- 0				
6- 1	1- 1	2- 0	HOME	2- 0	0- 0	1- 0				
6- 1	1- 1	1- 0	AWAY	2- 0	0- 0	2- 0				
0- 0	0- 0	0- 0	NEUTRAL	0- 0	0- 0	0- 0				

RPI	S	Opponent	Score	RPI	S	Opponent	Score	RPI	S	Opponent	Score	RPI	S	Opponent	Score
3	A	Maryland	61 70	31	A	Duke	63 42	68	H	Boston College	66 63	103	H	Colgate	73 44
3	H	Maryland	81 58	33	A	Marquette	64 56	71	A	Minnesota	56 54	107	H	UT Arlington	74 47
10	H	Iowa	51 77	34	H	Purdue	61 56	81	H	Nebraska	60 56	154	H	Valparaiso	69 48
18	A	Indiana	71 69	35	A	Michigan	66 60	91	A	Michigan St.	76 48	171	H	Dartmouth	79 37
20	H	DePaul	68 70	35	H	Michigan	81 73	91	H	Michigan St.	85 55	176	A	Illinois	77 50
												206	A	Penn St.	82 59
												206	H	Penn St.	85 59
												243	H	Loyola Maryland	67 46
												252	N	Xavier	79 59
												254	N	East Carolina	64 45
LAST 10 Division I															
81	H	Nebraska	60 56	3	A	Maryland	61 70								
35	A	Michigan	66 60	91	A	Michigan St.	76 48								
91	H	Michigan St.	85 55	206	H	Penn St.	85 59								
206	A	Penn St.	82 59	18	A	Indiana	71 69								
35	H	Michigan	81 73	34	H	Purdue	61 56								

Non-Div I Games:

Northwestern

Loss,
Non-Conf, S Site,
H Home
A Away
N Neutral

Average RPI Win:	320	WON-LOST	WINNING	LAST 10	STRENGTH OF	OPP. STRENGTH	TEAM	ADJ.	CONF.	ADJ CONF.
Average RPI Loss:	186	RECORD	PCT. RANK	GAMES	SCHEDULE	OF SCHEDULE	RPI	RPI	RPI	RPI
DIV. I ONLY	5- 16	310	3-7	326	299	337	337	23	23	
DIV. I NON-CONF.	1- 5	313	0	237	266	322	322	24	24	
TOTALS	RPI 1-25	RPI 26-50	W-L RECORDS	RPI 51-100	RPI 101-150	RPI 150+				
5- 16	0- 0	0- 2	OVERALL	0- 2	0- 3	5- 9				
4- 7	0- 0	0- 0	HOME	0- 1	0- 1	4- 5				
1- 9	0- 0	0- 2	AWAY	0- 1	0- 2	1- 4				
0- 0	0- 0	0- 0	NEUTRAL	0- 0	0- 0	0- 0				
1- 5	0- 0	0- 2	NON-CONFERENCE	0- 0	0- 2	1- 1				
1- 1	0- 0	0- 0	HOME	0- 0	0- 1	1- 0				
0- 4	0- 0	0- 2	AWAY	0- 0	0- 1	0- 1				
0- 0	0- 0	0- 0	NEUTRAL	0- 0	0- 0	0- 0				
4- 11	0- 0	0- 0	CONFERENCE	0- 2	0- 1	4- 8				
3- 6	0- 0	0- 0	HOME	0- 1	0- 0	3- 5				
1- 5	0- 0	0- 0	AWAY	0- 1	0- 1	1- 3				
0- 0	0- 0	0- 0	NEUTRAL	0- 0	0- 0	0- 0				

RPI 1-25				RPI 26-50				RPI 51-100				RPI 101+ Team's RPI: 337			
RPI	S	Opponent	Score	RPI	S	Opponent	Score	RPI	S	Opponent	Score	RPI	S	Opponent	Score
				37	A	Arkansas	39 99	89	A	SFA	40 89	125	A	Abilene Christian	69 84
				41	A	Texas	49 91	95	H	A&M-Corpus Christi	59 72	143	H	Jackson St.	49 66
												146	A	Texas Tech	49 79
												151	H	Sam Houston St.	69 79
												152	H	New Orleans	63 77
												224	H	Central Ark.	44 51
												238	H	Southeastern La.	56 72
												268	A	Lamar University	58 61
												277	H	Nicholls St.	58 54
												286	A	Incarnate Word	39 76
												286	H	Incarnate Word	67 69
												318	A	Houston Baptist	54 46
												318	H	Houston Baptist	69 60
												341	A	McNeese	51 61
												341	H	McNeese	70 60
												345	H	Grambling	65 61
												350	A	La.-Monroe	54 63
LAST 10 Division I															
				341	H	McNeese	70 60	152	H	New Orleans	63 77				
				286	A	Incarnate Word	39 76	238	H	Southeastern La.	56 72				
				318	A	Houston Baptist	54 46	89	A	SFA	40 89				
				125	A	Abilene Christian	69 84	277	H	Nicholls St.	58 54				
				224	H	Central Ark.	44 51	341	A	McNeese	51 61				

Non-Div I Games: LeTourneau 91 61 LSU-Shreveport 63 68 Central Baptist 61 59

Northwestern St.

Loss, Non-Conf, S Site, H Home A Away N Neutral

Notre Dame

Through Games Of Feb. 18, 2020

Average RPI Win:	146	WON-LOST	WINNING	LAST 10	STRENGTH OF	OPP. STRENGTH	TEAM	ADJ.	CONF.	ADJ CONF.
Average RPI Loss:	57	RECORD	PCT. RANK	GAMES	SCHEDULE	OF SCHEDULE	RPI	RPI	RPI	RPI
DIV. I ONLY	10- 16	249	4-6	30	9	110	110	5	5	
DIV. I NON-CONF.	5- 7	205	0	8	7	80	80	4	4	
TOTALS	RPI 1-25	RPI 26-50	W-L RECORDS	RPI 51-100	RPI 101-150	RPI 150+				
10- 16	0- 5	1- 2	OVERALL	4- 8	1- 0	4- 1				
4- 8	0- 3	0- 0	HOME	1- 4	0- 0	3- 1				
5- 6	0- 2	1- 1	AWAY	2- 3	1- 0	1- 0				
1- 2	0- 0	0- 1	NEUTRAL	1- 1	0- 0	0- 0				
5- 7	0- 2	1- 1	NON-CONFERENCE	2- 4	0- 0	2- 0				
2- 4	0- 1	0- 0	HOME	0- 3	0- 0	2- 0				
2- 1	0- 1	1- 0	AWAY	1- 0	0- 0	0- 0				
1- 2	0- 0	0- 1	NEUTRAL	1- 1	0- 0	0- 0				
5- 9	0- 3	0- 1	CONFERENCE	2- 4	1- 0	2- 1				
2- 4	0- 2	0- 0	HOME	1- 1	0- 0	1- 1				
3- 5	0- 1	0- 1	AWAY	1- 3	1- 0	1- 0				
0- 0	0- 0	0- 0	NEUTRAL	0- 0	0- 0	0- 0				

RPI 1-25				RPI 26-50				RPI 51-100				RPI 101+ Team's RPI: 110			
RPI	S	Opponent	Score	RPI	S	Opponent	Score	RPI	S	Opponent	Score	RPI	S	Opponent	Score
6	A	Louisville	49 82	29	N	FGCU	60 69	51	A	Virginia	60 90	122	A	Wake Forest	75 71
6	H	Louisville	54 86	31	A	Duke	47 50	56	H	Tennessee	63 74	156	H	Toledo	54 51
7	A	UConn	57 81	35	A	Michigan	76 72	66	N	South Fla.	67 51	220	H	Clemson	55 71
20	H	DePaul	94 105					68	A	Boston College	55 56	243	H	Loyola Maryland	84 60
21	H	NC State	56 90					68	H	Boston College	65 75	290	A	Pittsburgh	60 52
								71	H	Minnesota	67 75	290	H	Pittsburgh	74 52
								74	A	Georgia Tech	59 51				
								85	A	Syracuse	63 74				
								86	N	South Dakota St.	59 65				
								88	A	Fordham	60 55				
								91	H	Michigan St.	69 72				
								91	H	Miami (FL)	76 53				
LAST 10 Division I															
6	A	Louisville	49 82	6	H	Louisville	54 86								
68	A	Boston College	55 56	51	A	Virginia	60 90								
290	H	Pittsburgh	74 52	91	H	Miami (FL)	76 53								
122	A	Wake Forest	75 71	31	A	Duke	47 50								
74	A	Georgia Tech	59 51	21	H	NC State	56 90								

Non-Div I Games:

Notre Dame

Loss, Non-Conf, S Site, H Home A Away N Neutral

Average RPI Win: 288	WON-LOST	WINNING	LAST 10	STRENGTH OF	OPP. STRENGTH	TEAM	ADJ.	CONF.	ADJ CONF.
Average RPI Loss: 156	RECORD	PCT. RANK	GAMES	SCHEDULE	OF SCHEDULE	RPI	RPI	RPI	RPI
DIV. I ONLY	8- 15	257	3-7	298	198	289	289	22	22
DIV. I NON-CONF.	3- 6	235	0	275	105	244	244	20	20
TOTALS	RPI 1-25	RPI 26-50	W-L RECORDS	RPI 51-100	RPI 101-150	RPI 150+			
8- 15	0- 1	0- 2	OVERALL	0- 3	1- 1	7- 8			
4- 5	0- 1	0- 1	HOME	0- 1	1- 0	3- 2			
3- 10	0- 0	0- 1	AWAY	0- 2	0- 1	3- 6			
1- 0	0- 0	0- 0	NEUTRAL	0- 0	0- 0	1- 0			
3- 6	0- 1	0- 2	NON-CONFERENCE	0- 1	0- 0	3- 2			
0- 2	0- 1	0- 1	HOME	0- 0	0- 0	0- 0			
2- 4	0- 0	0- 1	AWAY	0- 1	0- 0	2- 2			
1- 0	0- 0	0- 0	NEUTRAL	0- 0	0- 0	1- 0			
5- 9	0- 0	0- 0	CONFERENCE	0- 2	1- 1	4- 6			
4- 3	0- 0	0- 0	HOME	0- 1	1- 0	3- 2			
1- 6	0- 0	0- 0	AWAY	0- 1	0- 1	1- 4			
0- 0	0- 0	0- 0	NEUTRAL	0- 0	0- 0	0- 0			

RPI 1-25				RPI 26-50				RPI 51-100				RPI 101+				Team's RPI: 289	
RPI	S	Opponent	Score	RPI	S	Opponent	Score	RPI	S	Opponent	Score	RPI	S	Opponent	Score		
17	H	Central Mich.	47 65	35	A	Michigan	64 79	53	A	IUPUI	41 76	139	A	Green Bay	51 76		
				38	H	Bradley	58 74	53	H	IUPUI	63 89	139	H	Green Bay	93 88		
								91	A	Michigan St.	56 76	163	A	Wright St.	66 85		
												186	A	Northern Ky.	60 69		
												201	H	Cleveland St.	58 79		
												232	H	Youngstown St.	74 79		
												237	A	Milwaukee	67 74		
												237	H	Milwaukee	78 62		
												264	A	Niagara	63 77		
												274	N	Jacksonville St.	61 55		
												293	A	St. Bonaventure	66 80		
												296	A	FIU	58 49		
												333	A	Detroit Mercy	71 57		
												333	H	Detroit Mercy	65 60		
												342	A	UIC	64 70		
												342	H	UIC	63 46		
												348	A	Chicago St.	98 70		
LAST 10 Division I																	
139	A	Green Bay	51 76	163	A	Wright St.	66 85										
237	A	Milwaukee	67 74	186	A	Northern Ky.	60 69										
53	H	IUPUI	63 89	201	H	Cleveland St.	58 79										
342	H	UIC	63 46	232	H	Youngstown St.	74 79										
333	H	Detroit Mercy	65 60	237	H	Milwaukee	78 62										

Non-Div I Games: Lourdes 72 53 Concordia (MI) 76 42

Oakland

■ Loss,
 ■ Non-Conf, S Site,
 ■ Home
 ■ Away
 N Neutral

Average RPI Win:	172	WON-LOST	WINNING	LAST 10	STRENGTH OF	OPP. STRENGTH	TEAM	ADJ.	CONF.	ADJ CONF.
Average RPI Loss:	60	RECORD	PCT. RANK	GAMES	SCHEDULE	OF SCHEDULE	RPI	RPI	RPI	RPI
DIV. I ONLY	16- 7	59	8-2	95	74	45	45	10	10	
DIV. I NON-CONF.	7- 4	100	0	134	19	66	66	10	10	
TOTALS	RPI 1-25	RPI 26-50	W-L RECORDS	RPI 51-100	RPI 101-150	RPI 150+				
16- 7	1- 3	0- 1	OVERALL	2- 2	2- 1	11- 0				
9- 1	0- 1	0- 0	HOME	2- 0	1- 0	6- 0				
6- 5	1- 2	0- 1	AWAY	0- 1	1- 1	4- 0				
1- 1	0- 0	0- 0	NEUTRAL	0- 1	0- 0	1- 0				
7- 4	1- 1	0- 1	NON-CONFERENCE	1- 2	0- 0	5- 0				
4- 0	0- 0	0- 0	HOME	1- 0	0- 0	3- 0				
2- 3	1- 1	0- 1	AWAY	0- 1	0- 0	1- 0				
1- 1	0- 0	0- 0	NEUTRAL	0- 1	0- 0	1- 0				
9- 3	0- 2	0- 0	CONFERENCE	1- 0	2- 1	6- 0				
5- 1	0- 1	0- 0	HOME	1- 0	1- 0	3- 0				
4- 2	0- 1	0- 0	AWAY	0- 0	1- 1	3- 0				
0- 0	0- 0	0- 0	NEUTRAL	0- 0	0- 0	0- 0				

RPI 1-25				RPI 26-50				Team's RPI: 45				RPI 51-100				RPI 101+			
RPI	S	Opponent	Score	RPI	S	Opponent	Score	RPI	S	Opponent	Score	RPI	S	Opponent	Score	RPI	S	Opponent	Score
17	A	Central Mich.	90 92	41	A	Texas	60 73	53	H	IUPUI	70 64	104	H	Kent St.	63 57				
17	H	Central Mich.	71 73					57	H	Ball St.	79 71	133	A	Buffalo	76 65				
19	A	TCU	72 79					85	A	Syracuse	54 66	150	A	Western Mich.	72 73				
22	A	Ohio St.	74 68					94	N	Butler	55 60	173	A	Eastern Mich.	75 65				
												179	A	Northern Ill.	85 79				
												179	H	Northern Ill.	87 67				
												187	A	Miami (OH)	84 70				
												192	H	Akron	70 57				
												198	A	Chattanooga	70 58				
												204	H	American	81 69				
												233	H	Marshall	67 51				
												255	H	Bowling Green	79 69				
												286	H	Incarinate Word	78 41				
												290	N	Pittsburgh	72 50				
LAST 10 Division I																			
187	A	Miami (OH)	84 70	255	H	Bowling Green	79 69												
104	H	Kent St.	63 57	179	A	Northern Ill.	85 79												
173	A	Eastern Mich.	75 65	57	H	Ball St.	79 71												
17	A	Central Mich.	90 92	150	A	Western Mich.	72 73												
192	H	Akron	70 57	133	A	Buffalo	76 65												

Non-Div I Games:

Ohio

Average RPI Win:	117	WON-LOST	WINNING	LAST 10	STRENGTH OF	OPP. STRENGTH	TEAM	ADJ.	CONF.	ADJ CONF.
Average RPI Loss:	27	RECORD	PCT. RANK	GAMES	SCHEDULE	OF SCHEDULE	RPI	RPI	RPI	RPI
DIV. I ONLY	16- 9	83	7-3	6	18	22	22	2	2	
DIV. I NON-CONF.	7- 4	100	0	3	78	13	13	2	2	
TOTALS	RPI 1-25	RPI 26-50	W-L RECORDS	RPI 51-100	RPI 101-150	RPI 150+				
16- 9	2- 5	1- 3	OVERALL	5- 1	2- 0	6- 0				
7- 4	1- 2	1- 2	HOME	1- 0	1- 0	3- 0				
7- 4	1- 3	0- 0	AWAY	3- 1	1- 0	2- 0				
2- 1	0- 0	0- 1	NEUTRAL	1- 0	0- 0	1- 0				
7- 4	1- 2	0- 2	NON-CONFERENCE	2- 0	1- 0	3- 0				
2- 2	1- 1	0- 1	HOME	0- 0	0- 0	1- 0				
3- 1	0- 1	0- 0	AWAY	1- 0	1- 0	1- 0				
2- 1	0- 0	0- 1	NEUTRAL	1- 0	0- 0	1- 0				
9- 5	1- 3	1- 1	CONFERENCE	3- 1	1- 0	3- 0				
5- 2	0- 1	1- 1	HOME	1- 0	1- 0	2- 0				
4- 3	1- 2	0- 0	AWAY	2- 1	0- 0	1- 0				
0- 0	0- 0	0- 0	NEUTRAL	0- 0	0- 0	0- 0				

RPI	S	Opponent	Score	RPI	S	Opponent	Score	RPI	S	Opponent	Score	RPI	S	Opponent	Score
3	A	Maryland	62 72	34	H	Purdue	50 66	71	A	Minnesota	66 63	104	A	Kent St.	75 65
3	H	Maryland	65 85	35	H	Michigan	78 69	71	H	Minnesota	99 76	137	H	Wisconsin	82 74
6	H	Louisville	67 60	39	N	South Dakota	53 68	72	N	UNI	64 46	154	N	Valparaiso	89 38
7	H	UConn	62 73	45	H	Ohio	68 74	77	A	Cincinnati	78 73	176	A	Illinois	78 58
9	A	Stanford	52 71					81	A	Nebraska	80 74	176	H	Illinois	77 47
10	A	Iowa	68 77					91	A	Michigan St.	65 68	191	H	Radford	70 57
18	A	Indiana	80 76									206	H	Penn St.	80 70
												299	A	Sacramento St.	104 74
LAST 10 Division I															
18	A	Indiana	80 76	3	H	Maryland	65 85								
71	H	Minnesota	99 76	10	A	Iowa	68 77								
137	H	Wisconsin	82 74	176	H	Illinois	77 47								
176	A	Illinois	78 58	91	A	Michigan St.	65 68								
81	A	Nebraska	80 74	206	H	Penn St.	80 70								

Non-Div I Games:

Ohio St.

■ Loss,
■ Non-Conf, S Site,
■ Home
■ Away
N Neutral

Oklahoma

Through Games Of Feb. 18, 2020

Average RPI Win:	96	WON-LOST	WINNING	LAST 10	STRENGTH OF	OPP. STRENGTH	TEAM	ADJ.	CONF.	ADJ CONF.
Average RPI Loss:	67	RECORD	PCT. RANK	GAMES	SCHEDULE	OF SCHEDULE	RPI	RPI	RPI	RPI
DIV. I ONLY	12- 13	186	3-7	2	44	58	58	3	3	
DIV. I NON-CONF.	7- 5	131	0	4	115	47	47	3	3	
TOTALS	RPI 1-25	RPI 26-50	W-L RECORDS	RPI 51-100	RPI 101-150	RPI 150+				
12- 13	0- 4	4- 4	OVERALL	3- 2	3- 2	2- 1				
9- 6	0- 3	3- 2	HOME	2- 1	2- 0	2- 0				
3- 6	0- 0	1- 2	AWAY	1- 1	1- 2	0- 1				
0- 1	0- 1	0- 0	NEUTRAL	0- 0	0- 0	0- 0				
7- 5	0- 2	2- 1	NON-CONFERENCE	1- 0	2- 1	2- 1				
7- 1	0- 1	2- 0	HOME	1- 0	2- 0	2- 0				
0- 3	0- 0	0- 1	AWAY	0- 0	0- 1	0- 1				
0- 1	0- 1	0- 0	NEUTRAL	0- 0	0- 0	0- 0				
5- 8	0- 2	2- 3	CONFERENCE	2- 2	1- 1	0- 0				
2- 5	0- 2	1- 2	HOME	1- 1	0- 0	0- 0				
3- 3	0- 0	1- 1	AWAY	1- 1	1- 1	0- 0				
0- 0	0- 0	0- 0	NEUTRAL	0- 0	0- 0	0- 0				

RPI 1-25				RPI 26-50				RPI 51-100				RPI 101+			
RPI	S	Opponent	Score	RPI	S	Opponent	Score	RPI	S	Opponent	Score	RPI	S	Opponent	Score
4	H	Baylor	56 77	26	H	LSU	90 68	55	A	West Virginia	73 49	114	A	Kansas	94 82
5	H	Missouri St.	90 96	32	A	Western Ky.	63 74	55	H	West Virginia	68 58	125	H	Abilene Christian	78 65
7	N	UConn	53 97	36	H	Drake	93 84	89	H	SFA	75 62	127	H	UAB	82 75
19	H	TCU	63 82	41	H	Texas	53 70	100	A	Kansas St.	74 92	146	A	Texas Tech	84 89
				44	A	Iowa St.	59 63	100	H	Kansas St.	85 87	147	A	Wichita St.	83 88
				44	H	Iowa St.	81 72					151	H	Sam Houston St.	95 71
				46	A	Oklahoma St.	77 75					181	A	Houston	69 85
				46	H	Oklahoma St.	69 73					282	H	Prairie View	94 48
LAST 10 Division I															
100	H	Kansas St.	85 87	41	H	Texas	53 70								
46	H	Oklahoma St.	69 73	100	A	Kansas St.	74 92								
44	A	Iowa St.	59 63	146	A	Texas Tech	84 89								
55	H	West Virginia	68 58	19	H	TCU	63 82								
114	A	Kansas	94 82	55	A	West Virginia	73 49								

Non-Div I Games:

Oklahoma

■ Loss,
■ Non-Conf,
■ S Site,
■ H Home
■ A Away
N Neutral

Average RPI Win:	140	WON-LOST	WINNING	LAST 10	STRENGTH OF	OPP. STRENGTH	TEAM	ADJ.	CONF.	ADJ CONF.
Average RPI Loss:	35	RECORD	PCT. RANK	GAMES	SCHEDULE	OF SCHEDULE	RPI	RPI	RPI	RPI
DIV. I ONLY	14- 11	140	4-6	10	28	46	46	3	3	
DIV. I NON-CONF.	9- 3	63	0	30	82	30	30	3	3	
TOTALS	RPI 1-25	RPI 26-50	W-L RECORDS	RPI 51-100	RPI 101-150	RPI 150+				
14- 11	0- 6	0- 3	OVERALL	5- 1	4- 1	5- 0				
9- 5	0- 2	0- 2	HOME	2- 1	3- 0	4- 0				
4- 4	0- 2	0- 1	AWAY	3- 0	0- 1	1- 0				
1- 2	0- 2	0- 0	NEUTRAL	0- 0	1- 0	0- 0				
9- 3	0- 3	0- 0	NON-CONFERENCE	1- 0	3- 0	5- 0				
7- 0	0- 0	0- 0	HOME	1- 0	2- 0	4- 0				
1- 1	0- 1	0- 0	AWAY	0- 0	0- 0	1- 0				
1- 2	0- 2	0- 0	NEUTRAL	0- 0	1- 0	0- 0				
5- 8	0- 3	0- 3	CONFERENCE	4- 1	1- 1	0- 0				
2- 5	0- 2	0- 2	HOME	1- 1	1- 0	0- 0				
3- 3	0- 1	0- 1	AWAY	3- 0	0- 1	0- 0				
0- 0	0- 0	0- 0	NEUTRAL	0- 0	0- 0	0- 0				

RPI S	Opponent	Score	RPI S	Opponent	Score	Team's RPI: 46	RPI S	Opponent	Score	RPI S	Opponent	Score
1 N	Oregon	72 89	41 H	Texas	56 61		55 A	West Virginia	57 55	107 N	UT Arlington	60 47
4 A	Baylor	48 94	44 A	Iowa St.	63 74		55 H	West Virginia	60 57	114 H	Kansas	67 49
4 H	Baylor	42 69	44 H	Iowa St.	63 64		58 A	Oklahoma	73 69	119 H	Idaho	62 47
6 N	Louisville	48 69					58 H	Oklahoma	75 77	121 H	Duquesne	84 41
14 A	Texas A&M	62 74					84 H	Rice	69 38	146 A	Texas Tech	79 109
19 H	TCU	68 72					100 A	Kansas St.	70 63	180 H	Idaho St.	70 52
										210 H	Oral Roberts	78 44
										242 A	Tulsa	78 48
										250 H	Southern U.	72 59
										268 H	Lamar University	74 53
LAST 10 Division I												
4 H	Baylor	42 69	19 H	TCU	68 72							
58 A	Oklahoma	73 69	41 H	Texas	56 61							
55 H	West Virginia	60 57	55 A	West Virginia	57 55							
44 A	Iowa St.	63 74	44 H	Iowa St.	63 64							
146 A	Texas Tech	79 109	100 A	Kansas St.	70 63							

Non-Div I Games:

Oklahoma St.

Average RPI Win:	181	WON-LOST	WINNING	LAST 10	STRENGTH OF	OPP. STRENGTH	TEAM	ADJ.	CONF.	ADJ CONF.
Average RPI Loss:	99	RECORD	PCT. RANK	GAMES	SCHEDULE	OF SCHEDULE	RPI	RPI	RPI	RPI
DIV. I ONLY	22- 3	12	10-0	132	139	27	27	13	13	
DIV. I NON-CONF.	10- 2	29	0	146	168	42	42	15	15	
TOTALS	RPI 1-25	RPI 26-50	W-L RECORDS	RPI 51-100	RPI 101-150	RPI 150+				
22- 3	0- 0	1- 0	OVERALL	3- 1	6- 2	12- 0				
13- 0	0- 0	1- 0	HOME	2- 0	3- 0	7- 0				
8- 3	0- 0	0- 0	AWAY	1- 1	2- 2	5- 0				
1- 0	0- 0	0- 0	NEUTRAL	0- 0	1- 0	0- 0				
10- 2	0- 0	0- 0	NON-CONFERENCE	0- 1	6- 1	4- 0				
6- 0	0- 0	0- 0	HOME	0- 0	3- 0	3- 0				
3- 2	0- 0	0- 0	AWAY	0- 1	2- 1	1- 0				
1- 0	0- 0	0- 0	NEUTRAL	0- 0	1- 0	0- 0				
12- 1	0- 0	1- 0	CONFERENCE	3- 0	0- 1	8- 0				
7- 0	0- 0	1- 0	HOME	2- 0	0- 0	4- 0				
5- 1	0- 0	0- 0	AWAY	1- 0	0- 1	4- 0				
0- 0	0- 0	0- 0	NEUTRAL	0- 0	0- 0	0- 0				

RPI S	Opponent	Score	RPI S	Opponent	Score	Team's RPI: 27	RPI S	Opponent	Score	RPI S	Opponent	Score
			32	H Western Ky.	76 65		51	A Virginia	53 56	105	A Auburn	89 77
							52	A Middle Tenn.	67 56	115	H Campbell	59 44
							65	H Charlotte	54 51	118	A VCU	49 62
							84	H Rice	66 59	119	N Idaho	67 55
										124	H Richmond	73 51
										127	A UAB	65 76
										131	A William & Mary	69 58
										142	H Hampton	75 38
										167	H Mt. St. Mary's	85 34
										194	A Fla. Atlantic	75 63
										209	H Southern Miss.	67 50
										217	A UTEP	77 69
										233	H Marshall	57 46
										240	H Louisiana Tech	77 61
										251	H North Texas	71 66
										262	H Winthrop	68 44
										296	A FIU	66 39
										302	A UTSA	62 43
										313	A Cal Poly	61 55
										323	H UMES	48 39
LAST 10 Division I												
			251	H North Texas	71 66		209	H Southern Miss.	67 50			
			84	H Rice	66 59		194	A Fla. Atlantic	75 63			
			217	A UTEP	77 69		296	A FIU	66 39			
			302	A UTSA	62 43		233	H Marshall	57 46			
			240	H Louisiana Tech	77 61		32	H Western Ky.	76 65			

Non-Div I Games:

Old Dominion

■ Loss,
 ■ Non-Conf,
 ■ S Site,
 ■ H Home
 ■ A Away
 N Neutral

Average RPI Win:	293	WON-LOST	WINNING	LAST 10	STRENGTH OF	OPP. STRENGTH	TEAM	ADJ.	CONF.	ADJ CONF.
Average RPI Loss:	106	RECORD	PCT. RANK	GAMES	SCHEDULE	OF SCHEDULE	RPI	RPI	RPI	RPI
DIV. I ONLY	7- 18	293	0-10	129	128	281	281	4	4	
DIV. I NON-CONF.	7- 6	161	0	302	351	293	293	5	5	
TOTALS	RPI 1-25	RPI 26-50	W-L RECORDS	RPI 51-100	RPI 101-150	RPI 150+				
7- 18	0- 3	0- 2	OVERALL	0- 3	0- 6	7- 4				
6- 9	0- 1	0- 1	HOME	0- 3	0- 2	6- 2				
0- 8	0- 2	0- 1	AWAY	0- 0	0- 4	0- 1				
1- 1	0- 0	0- 0	NEUTRAL	0- 0	0- 0	1- 1				
7- 6	0- 0	0- 0	NON-CONFERENCE	0- 0	0- 2	7- 4				
6- 3	0- 0	0- 0	HOME	0- 0	0- 1	6- 2				
0- 2	0- 0	0- 0	AWAY	0- 0	0- 1	0- 1				
1- 1	0- 0	0- 0	NEUTRAL	0- 0	0- 0	1- 1				
0- 12	0- 3	0- 2	CONFERENCE	0- 3	0- 4	0- 0				
0- 6	0- 1	0- 1	HOME	0- 3	0- 1	0- 0				
0- 6	0- 2	0- 1	AWAY	0- 0	0- 3	0- 0				
0- 0	0- 0	0- 0	NEUTRAL	0- 0	0- 0	0- 0				

RPI	S	Opponent	Score	RPI	S	Opponent	Score	RPI	S	Opponent	Score	RPI	S	Opponent	Score	Team's RPI: 281
2	H	South Carolina	32 87	26	A	LSU	44 52	56	H	Tennessee	28 84	101	A	Vanderbilt	47 63	
11	A	Mississippi St.	39 80	37	H	Arkansas	64 108	79	H	Alabama	56 57	105	A	Auburn	43 59	
14	A	Texas A&M	35 79					83	H	Georgia	51 58	123	H	Southeast Mo. St.	53 70	
												134	A	Florida	72 74	
												140	H	Missouri	57 71	
												146	A	Texas Tech	48 84	
												151	H	Sam Houston St.	75 69	
												152	H	New Orleans	64 69	
												202	H	Louisiana	42 53	
												209	A	Southern Miss.	53 59	
												240	H	Louisiana Tech	76 53	
												290	N	Pittsburgh	50 58	
												301	H	Ga. Southern	69 66	
												328	H	Alabama St.	93 66	
												329	N	Alcorn	73 55	
												350	H	La.-Monroe	66 42	
												351	H	Mississippi Val.	72 53	
LAST 10 Division I																
37	H	Arkansas	64 108	11	A	Mississippi St.	39 80									
134	A	Florida	72 74	105	A	Auburn	43 59									
101	A	Vanderbilt	47 63	140	H	Missouri	57 71									
79	H	Alabama	56 57	26	A	LSU	44 52									
2	H	South Carolina	32 87	56	H	Tennessee	28 84									

Non-Div I Games:

Ole Miss

■ Loss,
 ■ Non-Conf,
 ■ S Site,
 ■ H Home
 ■ A Away
 N Neutral

Average RPI Win:	257	WON-LOST	WINNING	LAST 10	STRENGTH OF	OPP. STRENGTH	TEAM	ADJ.	CONF.	ADJ CONF.
Average RPI Loss:	161	RECORD	PCT. RANK	GAMES	SCHEDULE	OF SCHEDULE	RPI	RPI	RPI	RPI
DIV. I ONLY	4- 19	322	0-10	136	259	311	311	19	19	
DIV. I NON-CONF.	3- 8	268	0	132	312	268	268	18	18	
TOTALS	RPI 1-25	RPI 26-50	W-L RECORDS	RPI 51-100	RPI 101-150	RPI 150+				
4- 19	0- 0	0- 3	OVERALL	0- 4	0- 2	4- 10				
3- 9	0- 0	0- 2	HOME	0- 2	0- 0	3- 5				
0- 9	0- 0	0- 1	AWAY	0- 2	0- 1	0- 5				
1- 1	0- 0	0- 0	NEUTRAL	0- 0	0- 1	1- 0				
3- 8	0- 0	0- 1	NON-CONFERENCE	0- 2	0- 2	3- 3				
2- 3	0- 0	0- 1	HOME	0- 1	0- 0	2- 1				
0- 4	0- 0	0- 0	AWAY	0- 1	0- 1	0- 2				
1- 1	0- 0	0- 0	NEUTRAL	0- 0	0- 1	1- 0				
1- 11	0- 0	0- 2	CONFERENCE	0- 2	0- 0	1- 7				
1- 6	0- 0	0- 1	HOME	0- 1	0- 0	1- 4				
0- 5	0- 0	0- 1	AWAY	0- 1	0- 0	0- 3				
0- 0	0- 0	0- 0	NEUTRAL	0- 0	0- 0	0- 0				

RPI S	Opponent	Score	RPI S	Opponent	Score	RPI S	Opponent	Score	RPI S	Opponent	Score	Team's RPI: 311
39	A South Dakota	44 77	72	H UNI	45 81	114	A Kansas	48 63				
39	H South Dakota	39 71	86	A South Dakota St.	59 69	118	N VCU	66 74				
40	H Creighton	54 67	86	H South Dakota St.	51 68	186	A Northern Ky.	40 57				
			100	A Kansas St.	48 73	195	H Western Ill.	69 83				
						201	H Cleveland St.	66 79				
						210	A Oral Roberts	57 84				
						210	H Oral Roberts	60 54				
						212	A North Dakota	57 63				
						222	H UMKC	57 53				
						225	A Eastern Ill.	52 65				
						246	H Morgan St.	70 64				
						258	A Denver	60 66				
						258	H Denver	80 86				
						292	H North Dakota St.	65 74				
						331	H Purdue Fort Wayne	57 58				
						351	N Mississippi Val.	78 70				
LAST 10 Division I												
258	H Denver	80 86	331	H Purdue Fort Wayne	57 58							
210	A Oral Roberts	57 84	195	H Western Ill.	69 83							
86	A South Dakota St.	59 69	258	A Denver	60 66							
292	H North Dakota St.	65 74	39	A South Dakota	44 77							
39	H South Dakota	39 71	212	A North Dakota	57 63							

Non-Div I Games: Peru St. 92 58 Graceland (IA) 85 46

Omaha

Oral Roberts

Through Games Of Feb. 18, 2020

Average RPI Win:	247	WON-LOST	WINNING	LAST 10	STRENGTH OF	OPP. STRENGTH	TEAM	ADJ.	CONF.	ADJ CONF.
Average RPI Loss:	134	RECORD	PCT. RANK	GAMES	SCHEDULE	OF SCHEDULE	RPI	RPI	RPI	RPI
DIV. I ONLY	10- 14	229	6-4	181	167	210	210	19	19	
DIV. I NON-CONF.	3- 8	268	0	172	106	264	264	18	18	
TOTALS	RPI 1-25	RPI 26-50	W-L RECORDS	RPI 51-100	RPI 101-150	RPI 150+				
10- 14	0- 0	0- 4	OVERALL	0- 4	1- 1	9- 5				
7- 3	0- 0	0- 1	HOME	0- 1	1- 0	6- 1				
3- 11	0- 0	0- 3	AWAY	0- 3	0- 1	3- 4				
0- 0	0- 0	0- 0	NEUTRAL	0- 0	0- 0	0- 0				
3- 8	0- 0	0- 2	NON-CONFERENCE	0- 2	1- 1	2- 3				
3- 1	0- 0	0- 0	HOME	0- 0	1- 0	2- 1				
0- 7	0- 0	0- 2	AWAY	0- 2	0- 1	0- 2				
0- 0	0- 0	0- 0	NEUTRAL	0- 0	0- 0	0- 0				
7- 6	0- 0	0- 2	CONFERENCE	0- 2	0- 0	7- 2				
4- 2	0- 0	0- 1	HOME	0- 1	0- 0	4- 0				
3- 4	0- 0	0- 1	AWAY	0- 1	0- 0	3- 2				
0- 0	0- 0	0- 0	NEUTRAL	0- 0	0- 0	0- 0				

RPI S	Opponent	Score	RPI S	Opponent	Score	RPI S	Opponent	Score	RPI S	Opponent	Score	Team's RPI: 210
37	A Arkansas	64 96	81	A Nebraska	67 77	112	A Utah	58 78				
39	A South Dakota	56 79	86	A South Dakota St.	44 58	147	H Wichita St.	79 66				
39	H South Dakota	73 77	86	H South Dakota St.	61 76	151	H Sam Houston St.	64 41				
46	A Oklahoma St.	44 78	100	A Kansas St.	69 109	188	A Southern Utah	58 72				
						195	A Western Ill.	61 75				
						212	A North Dakota	86 72				
						212	H North Dakota	75 52				
						242	A Tulsa	65 67				
						258	H Denver	84 72				
						259	H Texas St.	63 57				
						292	A North Dakota St.	80 76				
						292	H North Dakota St.	70 62				
						311	A Omaha	54 60				
						311	H Omaha	84 57				
						318	H Houston Baptist	73 74				
						331	A Purdue Fort Wayne	79 73				
LAST 10 Division I												
39	H South Dakota	73 77	258	H Denver	84 72							
311	H Omaha	84 57	39	A South Dakota	56 79							
292	A North Dakota St.	80 76	195	A Western Ill.	61 75							
212	A North Dakota	86 72	331	A Purdue Fort Wayne	79 73							
86	H South Dakota St.	61 76	212	H North Dakota	75 52							

Non-Div I Games: Rogers St. 80 40 Cent. Christian (KS114 60

Oral Roberts

Loss, Non-Conf, S Site, H Home A Away N Neutral

Oregon

Through Games Of Feb. 18, 2020

Average RPI Win:	94	WON-LOST	WINNING	LAST 10	STRENGTH OF	OPP. STRENGTH	TEAM	ADJ.	CONF.	ADJ CONF.
Average RPI Loss:	17	RECORD	PCT. RANK	GAMES	SCHEDULE	OF SCHEDULE	RPI	RPI	RPI	RPI
DIV. I ONLY	24- 2	6	10-0	4	13	1	1	1	1	1
DIV. I NON-CONF.	11- 1	13	1-0	50	33	9	9	1	1	1
TOTALS	RPI 1-25	RPI 26-50	W-L RECORDS	RPI 51-100	RPI 101-150	RPI 150+				
24- 2	7- 1	2- 1	OVERALL	6- 0	6- 0	3- 0				
13- 0	3- 0	1- 0	HOME	3- 0	4- 0	2- 0				
9- 1	4- 0	0- 1	AWAY	3- 0	1- 0	1- 0				
2- 1	0- 1	1- 0	NEUTRAL	0- 0	1- 0	0- 0				
11- 1	1- 1	1- 0	NON-CONFERENCE	3- 0	3- 0	3- 0				
6- 0	0- 0	0- 0	HOME	2- 0	2- 0	2- 0				
3- 0	1- 0	0- 0	AWAY	1- 0	0- 0	1- 0				
2- 1	0- 1	1- 0	NEUTRAL	0- 0	1- 0	0- 0				
13- 1	6- 0	1- 1	CONFERENCE	3- 0	3- 0	0- 0				
7- 0	3- 0	1- 0	HOME	1- 0	2- 0	0- 0				
6- 1	3- 0	0- 1	AWAY	2- 0	1- 0	0- 0				
0- 0	0- 0	0- 0	NEUTRAL	0- 0	0- 0	0- 0				

RPI	S	Opponent	Score	RPI	S	Opponent	Score	RPI	S	Opponent	Score	RPI	S	Opponent	Score
6	N	Louisville	62 72	28	A	Arizona St.	66 72	75	A	Southern California	93 67	107	N	UT Arlington	91 54
7	A	UConn	74 56	28	H	Arizona St.	79 48	78	A	Colorado	101 53	112	A	Utah	90 63
8	A	UCLA	80 66	46	N	Oklahoma St.	89 72	78	H	Colorado	104 46	112	H	Utah	88 51
9	H	Stanford	87 55					85	A	Syracuse	81 64	126	H	Northeastern	89 47
15	A	Oregon St.	66 57					86	H	South Dakota St.	95 56	135	H	California	105 55
15	H	Oregon St.	76 64					100	H	Kansas St.	89 51	138	H	Texas Southern	99 63
24	A	Arizona	71 64									276	A	Long Beach St.	81 45
24	H	Arizona	85 52									283	H	UC Riverside	84 41
												285	H	Utah St.	109 52
LAST 10 Division I															
75	A	Southern California	93 67	78	A	Colorado	101 53								
8	A	UCLA	80 66	112	A	Utah	90 63								
28	H	Arizona St.	79 48	15	A	Oregon St.	66 57								
24	H	Arizona	85 52	15	H	Oregon St.	76 64								
7	A	UConn	74 56	135	H	California	105 55								

Non-Div I Games:

Oregon

■ Loss,
 ■ Non-Conf, S Site,
 ■ Home
 ■ Away
 N Neutral

Average RPI Win:	122	WON-LOST	WINNING	LAST 10	STRENGTH OF	OPP. STRENGTH	TEAM	ADJ.	CONF.	ADJ CONF.
Average RPI Loss:	21	RECORD	PCT. RANK	GAMES	SCHEDULE	OF SCHEDULE	RPI	RPI	RPI	RPI
DIV. I ONLY	19- 7	49	4-6	3	36	15	15	1	1	
DIV. I NON-CONF.	12- 0	1	0	52	116	5	5	1	1	
TOTALS	RPI 1-25	RPI 26-50	W-L RECORDS	RPI 51-100	RPI 101-150	RPI 150+				
19- 7	3- 5	1- 1	OVERALL	4- 1	5- 0	6- 0				
12- 3	2- 3	1- 0	HOME	1- 0	3- 0	5- 0				
4- 4	1- 2	0- 1	AWAY	2- 1	1- 0	0- 0				
3- 0	0- 0	0- 0	NEUTRAL	1- 0	1- 0	1- 0				
12- 0	2- 0	0- 0	NON-CONFERENCE	2- 0	2- 0	6- 0				
8- 0	2- 0	0- 0	HOME	0- 0	1- 0	5- 0				
1- 0	0- 0	0- 0	AWAY	1- 0	0- 0	0- 0				
3- 0	0- 0	0- 0	NEUTRAL	1- 0	1- 0	1- 0				
7- 7	1- 5	1- 1	CONFERENCE	2- 1	3- 0	0- 0				
4- 3	0- 3	1- 0	HOME	1- 0	2- 0	0- 0				
3- 4	1- 2	0- 1	AWAY	1- 1	1- 0	0- 0				
0- 0	0- 0	0- 0	NEUTRAL	0- 0	0- 0	0- 0				

RPI	S	Opponent	Score	RPI	S	Opponent	Score	RPI	S	Opponent	Score	RPI	S	Opponent	Score
1	A	Oregon	64 76	28	A	Arizona St.	47 55	66	N	BYU	65 34	106	N	Liberty	68 55
1	H	Oregon	57 66	28	H	Arizona St.	64 62	75	A	Southern California	66 72	112	A	Utah	77 65
5	H	Missouri St.	80 69					78	A	Colorado	79 52	112	H	Utah	77 48
8	A	UCLA	74 83					78	H	Colorado	72 60	117	H	Pacific	69 57
9	H	Stanford	58 61					91	A	Miami (FL)	75 53	135	H	California	81 44
20	H	DePaul	98 77									161	N	Northern Ariz.	91 57
24	A	Arizona	63 61									177	H	Hawaii	64 32
24	H	Arizona	58 65									188	H	Southern Utah	95 45
												226	H	CSU Bakersfield	69 50
												285	H	Utah St.	75 46
												304	H	UC Irvine	86 57
LAST 10 Division I															
8	A	UCLA	74 83	78	A	Colorado	79 52	1	H	Oregon	57 66				
75	A	Southern California	66 72	1	A	Oregon	64 76	9	H	Stanford	58 61				
24	H	Arizona	58 65	135	H	California	81 44								
28	H	Arizona St.	64 62												
112	A	Utah	77 65												

Non-Div I Games:

Oregon St.

■ Loss,
 ■ Non-Conf, S Site,
 ■ Home
 ■ Away
 N Neutral

Average RPI Win:	224	WON-LOST	WINNING	LAST 10	STRENGTH OF	OPP. STRENGTH	TEAM	ADJ.	CONF.	ADJ CONF.
Average RPI Loss:	98	RECORD	PCT. RANK	GAMES	SCHEDULE	OF SCHEDULE	RPI	RPI	RPI	RPI
DIV. I ONLY	14- 12	162	3-7	121	113	117	117	11	11	
DIV. I NON-CONF.	7- 4	100	0	196	158	106	106	11	11	
TOTALS	RPI 1-25	RPI 26-50	W-L RECORDS	RPI 51-100	RPI 101-150	RPI 150+				
14- 12	0- 4	1- 0	OVERALL	0- 2	2- 2	11- 4				
7- 3	0- 1	0- 0	HOME	0- 1	1- 1	6- 0				
6- 8	0- 3	1- 0	AWAY	0- 1	1- 1	4- 3				
1- 1	0- 0	0- 0	NEUTRAL	0- 0	0- 0	1- 1				
7- 4	0- 2	1- 0	NON-CONFERENCE	0- 0	0- 0	6- 2				
4- 0	0- 0	0- 0	HOME	0- 0	0- 0	4- 0				
2- 3	0- 2	1- 0	AWAY	0- 0	0- 0	1- 1				
1- 1	0- 0	0- 0	NEUTRAL	0- 0	0- 0	1- 1				
7- 8	0- 2	0- 0	CONFERENCE	0- 2	2- 2	5- 2				
3- 3	0- 1	0- 0	HOME	0- 1	1- 1	2- 0				
4- 5	0- 1	0- 0	AWAY	0- 1	1- 1	3- 2				
0- 0	0- 0	0- 0	NEUTRAL	0- 0	0- 0	0- 0				

RPI	S	Opponent	Score	RPI	S	Opponent	Score	RPI	S	Opponent	Score	RPI	S	Opponent	Score	Team's RPI: 117
8	A	UCLA	57 68	49	A	Drexel	58 51	66	A	BYU	54 65	109	A	San Diego	61 66	
13	A	Gonzaga	67 68					66	H	BYU	66 76	109	H	San Diego	64 66	
13	H	Gonzaga	65 83									144	A	Portland	77 73	
15	A	Oregon St.	57 69									144	H	Portland	77 70	
												155	A	Saint Mary's (CA)	68 66	
												156	N	Toledo	65 66	
												190	A	Pepperdine	54 59	
												190	H	Pepperdine	64 63	
												203	A	Santa Clara	65 75	
												222	H	UMKC	89 60	
												226	A	CSU Bakersfield	70 80	
												234	A	San Francisco	84 61	
												249	H	SMU	77 49	
												267	A	UC Santa Barbara	63 53	
												278	H	Indiana St.	83 66	
												291	A	LMU (CA)	87 70	
												291	H	LMU (CA)	76 67	
												305	N	St. Francis Brooklyn	71 62	
												321	H	Weber St.	76 53	
LAST 10 Division I																
66	A	BYU	54 65	190	A	Pepperdine	54 59									
109	A	San Diego	61 66	155	A	Saint Mary's (CA)	68 66									
144	H	Portland	77 70	109	H	San Diego	64 66									
13	H	Gonzaga	65 83	66	H	BYU	66 76									
291	A	LMU (CA)	87 70	13	A	Gonzaga	67 68									

Non-Div I Games:

Pacific

■ Loss,
■ Non-Conf,
■ S Site,
■ H Home
■ A Away
N Neutral

Average RPI Win:	199	WON-LOST	WINNING	LAST 10	STRENGTH OF	OPP. STRENGTH	TEAM	ADJ.	CONF.	ADJ CONF.
Average RPI Loss:	64	RECORD	PCT. RANK	GAMES	SCHEDULE	OF SCHEDULE	RPI	RPI	RPI	RPI
DIV. I ONLY	14- 5	47	6-4	178	102	61	61	7	7	
DIV. I NON-CONF.	9- 3	63	1-2	289	102	98	98	8	8	
TOTALS	RPI 1-25	RPI 26-50	W-L RECORDS	RPI 51-100	RPI 101-150	RPI 150+				
14- 5	0- 1	1- 1	OVERALL	1- 3	1- 0	11- 0				
7- 1	0- 1	1- 0	HOME	0- 0	1- 0	5- 0				
7- 4	0- 0	0- 1	AWAY	1- 3	0- 0	6- 0				
0- 0	0- 0	0- 0	NEUTRAL	0- 0	0- 0	0- 0				
9- 3	0- 0	1- 1	NON-CONFERENCE	0- 2	0- 0	8- 0				
5- 0	0- 0	1- 0	HOME	0- 0	0- 0	4- 0				
4- 3	0- 0	0- 1	AWAY	0- 2	0- 0	4- 0				
0- 0	0- 0	0- 0	NEUTRAL	0- 0	0- 0	0- 0				
5- 2	0- 1	0- 0	CONFERENCE	1- 1	1- 0	3- 0				
2- 1	0- 1	0- 0	HOME	0- 0	1- 0	1- 0				
3- 1	0- 0	0- 0	AWAY	1- 1	0- 0	2- 0				
0- 0	0- 0	0- 0	NEUTRAL	0- 0	0- 0	0- 0				

RPI 1-25				RPI 26-50				RPI 51-100				Team's RPI: 61	RPI 101+			
RPI	S	Opponent	Score	RPI	S	Opponent	Score	RPI	S	Opponent	Score		RPI	S	Opponent	Score
16	H	Princeton	55 75	31	A	Duke	50 66	54	A	Yale	53 51		145	H	Columbia	86 84
				49	H	Drexel	53 49	76	A	Temple	72 76		166	H	Cornell	63 41
								96	A	Harvard	51 58		171	A	Dartmouth	66 33
								99	A	Villanova	58 70		177	A	Hawaii	70 55
													182	A	La Salle	65 49
													213	H	Stetson	81 41
													216	A	Brown	85 73
													227	H	Iona	74 42
													228	A	Saint Joseph's	55 45
													275	H	Siena	92 44
													332	A	NJIT	85 51
													346	H	Hartford	74 46
LAST 10 Division I																
				54	A	Yale	53 51	96	A	Harvard	51 58					
				216	A	Brown	85 73	76	A	Temple	72 76					
				166	H	Cornell	63 41	99	A	Villanova	58 70					
				145	H	Columbia	86 84	16	H	Princeton	55 75					
				171	A	Dartmouth	66 33	177	A	Hawaii	70 55					

Non-Div I Games: Chaminade 90 39

Penn

Average RPI Win:	211	WON-LOST	WINNING	LAST 10	STRENGTH OF	OPP. STRENGTH	TEAM	ADJ.	CONF.	ADJ CONF.
Average RPI Loss:	79	RECORD	PCT. RANK	GAMES	SCHEDULE	OF SCHEDULE	RPI	RPI	RPI	RPI
DIV. I ONLY	7- 19	301	0-10	43	56	206	206	2	2	
DIV. I NON-CONF.	6- 5	151	0	221	262	216	216	2	2	
TOTALS	RPI 1-25	RPI 26-50	W-L RECORDS	RPI 51-100	RPI 101-150	RPI 150+				
7- 19	0- 7	0- 4	OVERALL	2- 3	0- 1	5- 4				
5- 10	0- 4	0- 1	HOME	2- 2	0- 0	3- 3				
1- 8	0- 3	0- 3	AWAY	0- 1	0- 1	1- 0				
1- 1	0- 0	0- 0	NEUTRAL	0- 0	0- 0	1- 1				
6- 5	0- 1	0- 0	NON-CONFERENCE	1- 1	0- 0	5- 3				
4- 3	0- 0	0- 0	HOME	1- 1	0- 0	3- 2				
1- 1	0- 1	0- 0	AWAY	0- 0	0- 0	1- 0				
1- 1	0- 0	0- 0	NEUTRAL	0- 0	0- 0	1- 1				
1- 14	0- 6	0- 4	CONFERENCE	1- 2	0- 1	0- 1				
1- 7	0- 4	0- 1	HOME	1- 1	0- 0	0- 1				
0- 7	0- 2	0- 3	AWAY	0- 1	0- 1	0- 0				
0- 0	0- 0	0- 0	NEUTRAL	0- 0	0- 0	0- 0				

RPI S	Opponent	Score	RPI S	Opponent	Score	RPI S	Opponent	Score	RPI S	Opponent	Score	Team's RPI: 206
3	H Maryland	69 106	34	A Purdue	68 81	71	H Minnesota	74 81	137	A Wisconsin	65 71	
10	H Iowa	66 77	35	A Michigan	48 82	81	A Nebraska	58 75	169	A Towson	73 67	
12	A Northwestern	59 85	47	A Rutgers	39 72	88	H Fordham	72 59	176	H Illinois	66 70	
12	H Northwestern	59 82	47	H Rutgers	57 62	91	H Michigan St.	86 73	182	H La Salle	67 69	
16	A Princeton	55 72				96	H Rider	70 78	220	H Clemson	68 55	
18	H Indiana	60 76							231	H George Mason	68 78	
22	A Ohio St.	70 80							276	N Long Beach St.	56 64	
									290	H Pittsburgh	78 73	
									310	H Sacred Heart	88 65	
									312	N N.C. Central	92 68	
LAST 10 Division I												
3	H Maryland	69 106	10	H Iowa	66 77							
81	A Nebraska	58 75	34	A Purdue	68 81							
176	H Illinois	66 70	18	H Indiana	60 76							
47	A Rutgers	39 72	12	A Northwestern	59 85							
12	H Northwestern	59 82	47	H Rutgers	57 62							

Non-Div I Games:

Penn St.

■ Loss,
■ Non-Conf,
■ S Site,
■ H Home
■ A Away
N Neutral

Pepperdine

Through Games Of Feb. 18, 2020

Average RPI Win: 220	WON-LOST	WINNING	LAST 10	STRENGTH OF	OPP. STRENGTH	TEAM	ADJ.	CONF.	ADJ CONF.
Average RPI Loss: 138	RECORD	PCT. RANK	GAMES	SCHEDULE	OF SCHEDULE	RPI	RPI	RPI	RPI
DIV. I ONLY	12- 10	151	7-3	267	106	190	190	11	11
DIV. I NON-CONF.	4- 4	164	0	307	187	238	238	11	11
TOTALS	RPI 1-25	RPI 26-50	W-L RECORDS	RPI 51-100	RPI 101-150	RPI 150+			
12- 10	0- 1	0- 0	OVERALL	0- 2	2- 3	10- 4			
7- 4	0- 0	0- 0	HOME	0- 1	2- 0	5- 3			
5- 6	0- 1	0- 0	AWAY	0- 1	0- 3	5- 1			
0- 0	0- 0	0- 0	NEUTRAL	0- 0	0- 0	0- 0			
4- 4	0- 0	0- 0	NON-CONFERENCE	0- 1	0- 1	4- 2			
2- 2	0- 0	0- 0	HOME	0- 0	0- 0	2- 2			
2- 2	0- 0	0- 0	AWAY	0- 1	0- 1	2- 0			
0- 0	0- 0	0- 0	NEUTRAL	0- 0	0- 0	0- 0			
8- 6	0- 1	0- 0	CONFERENCE	0- 1	2- 2	6- 2			
5- 2	0- 0	0- 0	HOME	0- 1	2- 0	3- 1			
3- 4	0- 1	0- 0	AWAY	0- 0	0- 2	3- 1			
0- 0	0- 0	0- 0	NEUTRAL	0- 0	0- 0	0- 0			

RPI	S	Opponent	Score	RPI	S	Opponent	Score	RPI	S	Opponent	Score	RPI	S	Opponent	Score	Team's RPI: 190
13	A	Gonzaga	36 70					66	H	BYU	47 65	109	H	San Diego	73 57	
								98	A	Washington St.	48 85	116	A	Boise St.	74 76	
												117	A	Pacific	63 64	
												117	H	Pacific	59 54	
												144	A	Portland	67 69	
												155	A	Saint Mary's (CA)	78 85	
												155	H	Saint Mary's (CA)	73 64	
												159	H	UC Davis	70 67	
												177	H	Hawaii	51 52	
												199	H	UNLV	44 69	
												203	A	Santa Clara	79 61	
												203	H	Santa Clara	79 71	
												234	A	San Francisco	70 64	
												234	H	San Francisco	82 70	
												291	A	LMU (CA)	77 66	
												291	H	LMU (CA)	77 84	
												306	A	Eastern Wash.	53 52	
												313	H	Cal Poly	63 53	
												316	A	New Mexico St.	72 69	
LAST 10 Division I																
291	A	LMU (CA)	77 66	144	A	Portland	67 69									
203	A	Santa Clara	79 61	13	A	Gonzaga	36 70									
234	A	San Francisco	70 64	291	H	LMU (CA)	77 84									
155	H	Saint Mary's (CA)	73 64	234	H	San Francisco	82 70									
117	H	Pacific	59 54	203	H	Santa Clara	79 71									

Non-Div I Games: Concordia (CA) 76 57 Cal St. L.A. 79 56

Pepperdine

Loss, Non-Conf, S Site, H Home A Away N Neutral

Average RPI Win:	267	WON-LOST	WINNING	LAST 10	STRENGTH OF	OPP. STRENGTH	TEAM	ADJ.	CONF.	ADJ CONF.
Average RPI Loss:	93	RECORD	PCT. RANK	GAMES	SCHEDULE	OF SCHEDULE	RPI	RPI	RPI	RPI
DIV. I ONLY	4- 21	323	1-9	101	73	290	290	5	5	
DIV. I NON-CONF.	3- 8	268	0	234	221	309	309	4	4	
TOTALS	RPI 1-25	RPI 26-50	W-L RECORDS	RPI 51-100	RPI 101-150	RPI 150+				
4- 21	0- 3	0- 4	OVERALL	0- 6	1- 4	3- 4				
3- 11	0- 2	0- 1	HOME	0- 4	1- 2	2- 2				
0- 9	0- 1	0- 2	AWAY	0- 2	0- 2	0- 2				
1- 1	0- 0	0- 1	NEUTRAL	0- 0	0- 0	1- 0				
3- 8	0- 0	0- 2	NON-CONFERENCE	0- 2	0- 1	3- 3				
2- 4	0- 0	0- 0	HOME	0- 1	0- 1	2- 2				
0- 3	0- 0	0- 1	AWAY	0- 1	0- 0	0- 1				
1- 1	0- 0	0- 1	NEUTRAL	0- 0	0- 0	1- 0				
1- 13	0- 3	0- 2	CONFERENCE	0- 4	1- 3	0- 1				
1- 7	0- 2	0- 1	HOME	0- 3	1- 1	0- 0				
0- 6	0- 1	0- 1	AWAY	0- 1	0- 2	0- 1				
0- 0	0- 0	0- 0	NEUTRAL	0- 0	0- 0	0- 0				

RPI 1-25				RPI 26-50				RPI 51-100				RPI 101+				Team's RPI: 290	
RPI	S	Opponent	Score	RPI	S	Opponent	Score	RPI	S	Opponent	Score	RPI	S	Opponent	Score		
6	A	Louisville	49 83	30	A	Virginia Tech	56 68	63	H	Stony Brook	56 59	102	A	North Carolina	62 70		
21	H	NC State	44 88	31	H	Duke	56 73	68	H	Boston College	70 79	110	A	Notre Dame	52 74		
25	H	Florida St.	41 66	43	A	UCF	58 74	74	H	Georgia Tech	48 77	110	H	Notre Dame	52 60		
				45	N	Ohio	50 72	77	A	Cincinnati	53 69	121	H	Duquesne	62 81		
								85	A	Syracuse	53 71	122	H	Wake Forest	53 48		
								85	H	Syracuse	51 69	187	H	Miami (OH)	71 80		
												206	A	Penn St.	73 78		
												220	A	Clemson	67 75		
												247	H	Georgetown	56 66		
												281	N	Ole Miss	58 50		
												319	H	Fairleigh Dickinson	69 60		
												347	H	Central Conn. St.	81 73		
LAST 10 Division I																	
				85	A	Syracuse	53 71	122	H	Wake Forest	53 48						
				31	H	Duke	56 73	6	A	Louisville	49 83						
				110	A	Notre Dame	52 74	21	H	NC State	44 88						
				74	H	Georgia Tech	48 77	85	H	Syracuse	51 69						
				25	H	Florida St.	41 66	220	A	Clemson	67 75						

Non-Div I Games:

Pittsburgh

■ Loss,
 ■ Non-Conf,
 ■ S Site,
 ■ H Home
 ■ A Away
 N Neutral

Average RPI Win:	208	WON-LOST	WINNING	LAST 10	STRENGTH OF	OPP. STRENGTH	TEAM	ADJ.	CONF.	ADJ CONF.
Average RPI Loss:	131	RECORD	PCT. RANK	GAMES	SCHEDULE	OF SCHEDULE	RPI	RPI	RPI	RPI
DIV. I ONLY	14- 10	121	7-3	182	145	144	144	11	11	
DIV. I NON-CONF.	5- 4	140	0	239	327	205	205	11	11	
TOTALS	RPI 1-25	RPI 26-50	W-L RECORDS	RPI 51-100	RPI 101-150	RPI 150+				
14- 10	0- 1	0- 0	OVERALL	2- 1	0- 6	12- 2				
7- 6	0- 0	0- 0	HOME	1- 1	0- 4	6- 1				
7- 4	0- 1	0- 0	AWAY	1- 0	0- 2	6- 1				
0- 0	0- 0	0- 0	NEUTRAL	0- 0	0- 0	0- 0				
5- 4	0- 0	0- 0	NON-CONFERENCE	1- 0	0- 2	4- 2				
2- 3	0- 0	0- 0	HOME	1- 0	0- 2	1- 1				
3- 1	0- 0	0- 0	AWAY	0- 0	0- 0	3- 1				
0- 0	0- 0	0- 0	NEUTRAL	0- 0	0- 0	0- 0				
9- 6	0- 1	0- 0	CONFERENCE	1- 1	0- 4	8- 0				
5- 3	0- 0	0- 0	HOME	0- 1	0- 2	5- 0				
4- 3	0- 1	0- 0	AWAY	1- 0	0- 2	3- 0				
0- 0	0- 0	0- 0	NEUTRAL	0- 0	0- 0	0- 0				

RPI	S	Opponent	Score	RPI	S	Opponent	Score	RPI	S	Opponent	Score	RPI	S	Opponent	Score
13	A	Gonzaga	57 62					59	H	Fresno St.	75 64	109	A	San Diego	55 74
								66	A	BYU	57 48	109	H	San Diego	58 62
								66	H	BYU	54 66	117	A	Pacific	70 77
												117	H	Pacific	73 77
												125	H	Abilene Christian	69 76
												130	H	Loyola Chicago	64 78
												155	A	Saint Mary's (CA)	72 53
												155	H	Saint Mary's (CA)	78 65
												190	H	Pepperdine	69 67
												203	A	Santa Clara	80 77
												203	H	Santa Clara	84 62
												218	H	Grand Canyon	73 41
												221	H	Portland St.	71 77
												234	A	San Francisco	73 66
												234	H	San Francisco	69 49
												285	A	Utah St.	70 64
												291	H	LMU (CA)	74 49
												298	A	CSUN	64 73
												303	A	Air Force	72 56
												321	A	Weber St.	78 59
LAST 10 Division I															
234	H	San Francisco	69 49	66	H	BYU	54 66								
203	H	Santa Clara	84 62	190	H	Pepperdine	69 67								
117	A	Pacific	70 77	291	H	LMU (CA)	74 49								
155	A	Saint Mary's (CA)	72 53	203	A	Santa Clara	80 77								
109	H	San Diego	58 62	234	A	San Francisco	73 66								

Non-Div I Games: Warner Pacific 78 36 Willamette 82 42

Portland

Loss, Non-Conf, S Site, H Home A Away N Neutral

Average RPI Win:	213	WON-LOST	WINNING	LAST 10	STRENGTH OF	OPP. STRENGTH	TEAM	ADJ.	CONF.	ADJ CONF.
Average RPI Loss:	193	RECORD	PCT. RANK	GAMES	SCHEDULE	OF SCHEDULE	RPI	RPI	RPI	RPI
DIV. I ONLY	11- 13	199	4-6	222	269	221	221	18	18	
DIV. I NON-CONF.	5- 4	140	0	126	333	119	119	17	17	
TOTALS	RPI 1-25	RPI 26-50	W-L RECORDS	RPI 51-100	RPI 101-150	RPI 150+				
11- 13	0- 0	0- 0	OVERALL	0- 2	2- 2	9- 9				
6- 5	0- 0	0- 0	HOME	0- 2	1- 0	5- 3				
5- 7	0- 0	0- 0	AWAY	0- 0	1- 2	4- 5				
0- 1	0- 0	0- 0	NEUTRAL	0- 0	0- 0	0- 1				
5- 4	0- 0	0- 0	NON-CONFERENCE	0- 1	1- 1	4- 2				
2- 1	0- 0	0- 0	HOME	0- 1	0- 0	2- 0				
3- 2	0- 0	0- 0	AWAY	0- 0	1- 1	2- 1				
0- 1	0- 0	0- 0	NEUTRAL	0- 0	0- 0	0- 1				
6- 9	0- 0	0- 0	CONFERENCE	0- 1	1- 1	5- 7				
4- 4	0- 0	0- 0	HOME	0- 1	1- 0	3- 3				
2- 5	0- 0	0- 0	AWAY	0- 0	0- 1	2- 4				
0- 0	0- 0	0- 0	NEUTRAL	0- 0	0- 0	0- 0				

RPI 1-25				RPI 26-50				RPI 51-100				RPI 101+				Team's RPI: 221	
RPI	S	Opponent	Score	RPI	S	Opponent	Score	RPI	S	Opponent	Score	RPI	S	Opponent	Score		
								56	H	Tennessee	61	88	116	A	Boise St.	57	82
								87	H	Montana St.	62	73	119	A	Idaho	52	65
													119	H	Idaho	74	53
													144	A	Portland	77	71
													159	A	UC Davis	76	70
													161	H	Northern Ariz.	66	54
													172	A	Montana	55	62
													172	H	Montana	78	65
													180	A	Idaho St.	69	64
													188	A	Southern Utah	58	71
													188	H	Southern Utah	72	81
													218	H	Grand Canyon	69	46
													222	A	UMKC	69	87
													223	A	Northern Colo.	58	77
													223	H	Northern Colo.	51	78
													257	H	Nevada	80	75
													299	H	Sacramento St.	70	73
													304	A	UC Irvine	70	61
													304	N	UC Irvine	75	83
													306	A	Eastern Wash.	75	79
													306	H	Eastern Wash.	75	58
													321	A	Weber St.	76	57
LAST 10 Division I																	
				119	A	Idaho	52	65		161	H	Northern Ariz.	66	54			
				306	A	Eastern Wash.	75	79		299	H	Sacramento St.	70	73			
				223	H	Northern Colo.	51	78		321	A	Weber St.	76	57			
				188	H	Southern Utah	72	81		180	A	Idaho St.	69	64			
				172	A	Montana	55	62		172	H	Montana	78	65			

Non-Div I Games: Multnomah 104 48

Portland St.

Loss, Non-Conf, S Site, H Home A Away N Neutral

Average RPI Win:	284	WON-LOST	WINNING	LAST 10	STRENGTH OF	OPP. STRENGTH	TEAM	ADJ.	CONF.	ADJ CONF.
Average RPI Loss:	143	RECORD	PCT. RANK	GAMES	SCHEDULE	OF SCHEDULE	RPI	RPI	RPI	RPI
DIV. I ONLY	7- 14	264	7-3	235	270	282	282	32	32	
DIV. I NON-CONF.	0- 9	338	0	45	17	273	273	31	31	
TOTALS	RPI 1-25	RPI 26-50	W-L RECORDS	RPI 51-100	RPI 101-150	RPI 150+				
7- 14	0- 2	0- 0	OVERALL	0- 3	2- 5	5- 4				
5- 3	0- 0	0- 0	HOME	0- 0	2- 1	3- 2				
2- 9	0- 2	0- 0	AWAY	0- 2	0- 4	2- 1				
0- 2	0- 0	0- 0	NEUTRAL	0- 1	0- 0	0- 1				
0- 9	0- 2	0- 0	NON-CONFERENCE	0- 3	0- 3	0- 1				
0- 1	0- 0	0- 0	HOME	0- 0	0- 1	0- 0				
0- 6	0- 2	0- 0	AWAY	0- 2	0- 2	0- 0				
0- 2	0- 0	0- 0	NEUTRAL	0- 1	0- 0	0- 1				
7- 5	0- 0	0- 0	CONFERENCE	0- 0	2- 2	5- 3				
5- 2	0- 0	0- 0	HOME	0- 0	2- 0	3- 2				
2- 3	0- 0	0- 0	AWAY	0- 0	0- 2	2- 1				
0- 0	0- 0	0- 0	NEUTRAL	0- 0	0- 0	0- 0				

RPI 1-25				RPI 26-50				RPI 51-100				RPI 101+ Team's RPI: 282			
RPI	S	Opponent	Score	RPI	S	Opponent	Score	RPI	S	Opponent	Score	RPI	S	Opponent	Score
14	A	Texas A&M	38 80					58	A	Oklahoma	48 94	134	H	Florida	44 51
24	A	Arizona	48 83					84	A	Rice	55 77	137	A	Wisconsin	42 68
								95	N	A&M-Corpus Christi	52 64	138	A	Texas Southern	65 88
												138	H	Texas Southern	50 47
												143	A	Jackson St.	49 53
												143	H	Jackson St.	62 52
												146	A	Texas Tech	48 82
												187	N	Miami (OH)	52 65
												250	H	Southern U.	48 68
												261	A	Alabama A&M	44 54
												328	A	Alabama St.	62 59
												329	H	Alcorn	63 68
												339	H	Ark.-Pine Bluff	61 51
												345	A	Grambling	67 54
												345	H	Grambling	65 58
												351	H	Mississippi Val.	81 47
LAST 10 Division I															
143	H	Jackson St.	62 52	351	H	Mississippi Val.	81 47								
345	H	Grambling	65 58	339	H	Ark.-Pine Bluff	61 51								
138	H	Texas Southern	50 47	143	A	Jackson St.	49 53								
261	A	Alabama A&M	44 54	345	A	Grambling	67 54								
328	A	Alabama St.	62 59	138	A	Texas Southern	65 88								

Non-Div I Games: Huston-Tillotson 79 60 Wiley 75 42 Tex. A&M-Kingsville85 55

Prairie View

Loss, Non-Conf, S Site, H Home A Away N Neutral

Presbyterian

Through Games Of Feb. 18, 2020

Average RPI Win:	288	WON-LOST	WINNING	LAST 10	STRENGTH OF	OPP. STRENGTH	TEAM	ADJ.	CONF.	ADJ CONF.
Average RPI Loss:	208	RECORD	PCT. RANK	GAMES	SCHEDULE	OF SCHEDULE	RPI	RPI	RPI	RPI
DIV. I ONLY	8- 15	257	5-5	319	327	307	307	25	25	
DIV. I NON-CONF.	2- 5	259	0	321	269	311	311	28	28	
TOTALS	RPI 1-25	RPI 26-50	W-L RECORDS	RPI 51-100	RPI 101-150	RPI 150+				
8- 15	0- 0	0- 0	OVERALL	0- 1	0- 3	8- 11				
4- 6	0- 0	0- 0	HOME	0- 0	0- 2	4- 4				
4- 9	0- 0	0- 0	AWAY	0- 1	0- 1	4- 7				
0- 0	0- 0	0- 0	NEUTRAL	0- 0	0- 0	0- 0				
2- 5	0- 0	0- 0	NON-CONFERENCE	0- 1	0- 1	2- 3				
1- 1	0- 0	0- 0	HOME	0- 0	0- 0	1- 1				
1- 4	0- 0	0- 0	AWAY	0- 1	0- 1	1- 2				
0- 0	0- 0	0- 0	NEUTRAL	0- 0	0- 0	0- 0				
6- 10	0- 0	0- 0	CONFERENCE	0- 0	0- 2	6- 8				
3- 5	0- 0	0- 0	HOME	0- 0	0- 2	3- 3				
3- 5	0- 0	0- 0	AWAY	0- 0	0- 0	3- 5				
0- 0	0- 0	0- 0	NEUTRAL	0- 0	0- 0	0- 0				

RPI 1-25				RPI 26-50				RPI 51-100				RPI 101+				Team's RPI: 307	
RPI	S	Opponent	Score	RPI	S	Opponent	Score	RPI	S	Opponent	Score	RPI	S	Opponent	Score		
								55	A	West Virginia	40	56	115	H	Campbell	47	53
												134	A	Florida	46	60	
												142	H	Hampton	42	71	
												176	A	Illinois	52	71	
												191	A	Radford	42	54	
												191	H	Radford	39	65	
												207	A	Gardner-Webb	56	53	
												207	H	Gardner-Webb	64	49	
												208	A	High Point	55	60	
												245	A	UNC Asheville	39	54	
												245	H	UNC Asheville	48	64	
												253	H	Col. of Charleston	58	54	
												262	A	Winthrop	54	61	
												269	H	UNCW	60	70	
												272	A	Longwood	82	77	
												272	H	Longwood	60	71	
												280	A	Wofford	60	67	
												330	A	USC Upstate	60	70	
												330	H	USC Upstate	55	42	
												344	A	Charleston So.	67	46	
												344	H	Charleston So.	76	53	
												349	A	South Carolina St.	70	49	
LAST 10 Division I																	
				207	H	Gardner-Webb	64	49				191	H	Radford	39	65	
				344	H	Charleston So.	76	53				344	A	Charleston So.	67	46	
				245	H	UNC Asheville	48	64				330	H	USC Upstate	55	42	
				272	A	Longwood	82	77				208	A	High Point	55	60	
				330	A	USC Upstate	60	70				115	H	Campbell	47	53	

Non-Div I Games: William Peace 72 35 Brevard 74 45

Presbyterian

Loss, Non-Conf, S Site, H Home A Away N Neutral

Average RPI Win:	155	WON-LOST	WINNING	LAST 10	STRENGTH OF	OPP. STRENGTH	TEAM	ADJ.	CONF.	ADJ CONF.
Average RPI Loss:	10	RECORD	PCT. RANK	GAMES	SCHEDULE	OF SCHEDULE	RPI	RPI	RPI	RPI
DIV. I ONLY	19- 1	4	10-0	91	97	16	16	7	7	
DIV. I NON-CONF.	12- 1	10	3-0	152	68	22	22	8	8	
TOTALS	RPI 1-25	RPI 26-50	W-L RECORDS	RPI 51-100	RPI 101-150	RPI 150+				
19- 1	0- 1	1- 0	OVERALL	7- 0	2- 0	9- 0				
9- 0	0- 0	1- 0	HOME	1- 0	1- 0	6- 0				
10- 1	0- 1	0- 0	AWAY	6- 0	1- 0	3- 0				
0- 0	0- 0	0- 0	NEUTRAL	0- 0	0- 0	0- 0				
12- 1	0- 1	1- 0	NON-CONFERENCE	4- 0	1- 0	6- 0				
7- 0	0- 0	1- 0	HOME	1- 0	0- 0	5- 0				
5- 1	0- 1	0- 0	AWAY	3- 0	1- 0	1- 0				
0- 0	0- 0	0- 0	NEUTRAL	0- 0	0- 0	0- 0				
7- 0	0- 0	0- 0	CONFERENCE	3- 0	1- 0	3- 0				
2- 0	0- 0	0- 0	HOME	0- 0	1- 0	1- 0				
5- 0	0- 0	0- 0	AWAY	3- 0	0- 0	2- 0				
0- 0	0- 0	0- 0	NEUTRAL	0- 0	0- 0	0- 0				

RPI S	Opponent	Score	RPI S	Opponent	Score	RPI S	Opponent	Score	RPI S	Opponent	Score
10	A Iowa	75 77	29	H FGCU	67 53	54	A Yale	55 39	140	A Missouri	68 33
						61	A Penn	75 55	145	H Columbia	77 55
						64	A Marist	62 50	153	A George Washington	75 50
						69	A Seton Hall	78 76	166	H Cornell	60 29
						93	A Saint Louis	66 50	171	A Dartmouth	66 34
						96	A Harvard	60 46	206	H Penn St.	72 55
						96	H Rider	80 47	216	A Brown	85 48
									263	H New Hampshire	77 37
									279	H Monmouth	52 40
									305	H St. Francis Brooklyn	76 44
									346	H Hartford	73 42
LAST 10 Division I											
216	A Brown	85 48	171	A Dartmouth	66 34						
54	A Yale	55 39	61	A Penn	75 55						
145	H Columbia	77 55	263	H New Hampshire	77 37						
166	H Cornell	60 29	93	A Saint Louis	66 50						
96	A Harvard	60 46	140	A Missouri	68 33						

Non-Div I Games:

Princeton

■ Loss,
 ■ Non-Conf, S Site,
 ■ Home
 ■ Away
 N Neutral

Providence

Through Games Of Feb. 18, 2020

Average RPI Win:	207	WON-LOST	WINNING	LAST 10	STRENGTH OF	OPP. STRENGTH	TEAM	ADJ.	CONF.	ADJ CONF.
Average RPI Loss:	76	RECORD	PCT. RANK	GAMES	SCHEDULE	OF SCHEDULE	RPI	RPI	RPI	RPI
DIV. I ONLY	11- 15	223	2-8	100	83	141	141	6	6	
DIV. I NON-CONF.	9- 3	63	0	236	225	81	81	6	6	
TOTALS	RPI 1-25	RPI 26-50	W-L RECORDS	RPI 51-100	RPI 101-150	RPI 150+				
11- 15	0- 2	0- 4	OVERALL	2- 7	2- 0	7- 2				
4- 5	0- 1	0- 2	HOME	2- 2	0- 0	2- 0				
5- 9	0- 1	0- 2	AWAY	0- 4	2- 0	3- 2				
2- 1	0- 0	0- 0	NEUTRAL	0- 1	0- 0	2- 0				
9- 3	0- 0	0- 0	NON-CONFERENCE	1- 2	2- 0	6- 1				
2- 0	0- 0	0- 0	HOME	1- 0	0- 0	1- 0				
5- 2	0- 0	0- 0	AWAY	0- 1	2- 0	3- 1				
2- 1	0- 0	0- 0	NEUTRAL	0- 1	0- 0	2- 0				
2- 12	0- 2	0- 4	CONFERENCE	1- 5	0- 0	1- 1				
2- 5	0- 1	0- 2	HOME	1- 2	0- 0	1- 0				
0- 7	0- 1	0- 2	AWAY	0- 3	0- 0	0- 1				
0- 0	0- 0	0- 0	NEUTRAL	0- 0	0- 0	0- 0				

RPI S Opponent	Score	RPI S Opponent	Score	RPI S Opponent	Score	RPI S Opponent	Score	Team's RPI: 141
20 A DePaul	71 93	33 A Marquette	55 85	54 A Yale	79 82	112 A Utah	67 60	
20 H DePaul	67 80	33 H Marquette	50 60	57 N Ball St.	51 52	149 A Massachusetts	72 63	
		40 A Creighton	63 72	68 H Boston College	76 60	170 N Rhode Island	58 51	
		40 H Creighton	68 77	69 A St. John's (NY)	58 64	200 A New Mexico	68 86	
				69 A Seton Hall	55 97	229 H UMass Lowell	63 38	
				69 H Seton Hall	45 71	247 A Georgetown	53 62	
				69 H St. John's (NY)	54 53	252 H Xavier	60 48	
				94 H Butler	47 50	279 A Monmouth	68 52	
				99 A Villanova	49 51	291 N LMU (CA)	48 45	
						315 A Bryant	76 32	
						346 A Hartford	75 57	
LAST 10 Division I								
69 H St. John's (NY)	54 53	252 H Xavier	60 48					
69 H Seton Hall	45 71	94 H Butler	47 50					
40 H Creighton	68 77	69 A Seton Hall	55 97					
20 A DePaul	71 93	69 A St. John's (NY)	58 64					
33 A Marquette	55 85	40 A Creighton	63 72					

Non-Div I Games:

Providence

Loss, Non-Conf, S Site, H Home A Away N Neutral

Average RPI Win:	135	WON-LOST	WINNING	LAST 10	STRENGTH OF	OPP. STRENGTH	TEAM	ADJ.	CONF.	ADJ CONF.
Average RPI Loss:	26	RECORD	PCT. RANK	GAMES	SCHEDULE	OF SCHEDULE	RPI	RPI	RPI	RPI
DIV. I ONLY	17- 10	91	6-4	18	3	34	34	2	2	
DIV. I NON-CONF.	9- 3	63	0	27	15	14	14	2	2	
TOTALS	RPI 1-25	RPI 26-50	W-L RECORDS	RPI 51-100	RPI 101-150	RPI 150+				
17- 10	1- 6	3- 3	OVERALL	2- 1	3- 0	8- 0				
9- 4	0- 2	1- 1	HOME	0- 1	2- 0	6- 0				
6- 5	1- 3	0- 2	AWAY	2- 0	1- 0	2- 0				
2- 1	0- 1	2- 0	NEUTRAL	0- 0	0- 0	0- 0				
9- 3	0- 2	3- 1	NON-CONFERENCE	0- 0	1- 0	5- 0				
6- 0	0- 0	1- 0	HOME	0- 0	1- 0	4- 0				
1- 2	0- 1	0- 1	AWAY	0- 0	0- 0	1- 0				
2- 1	0- 1	2- 0	NEUTRAL	0- 0	0- 0	0- 0				
8- 7	1- 4	0- 2	CONFERENCE	2- 1	2- 0	3- 0				
3- 4	0- 2	0- 1	HOME	0- 1	1- 0	2- 0				
5- 3	1- 2	0- 1	AWAY	2- 0	1- 0	1- 0				
0- 0	0- 0	0- 0	NEUTRAL	0- 0	0- 0	0- 0				

RPI 1-25				RPI 26-50				Team's RPI: 34				RPI 51-100				RPI 101+			
RPI	S	Opponent	Score	RPI	S	Opponent	Score	RPI	S	Opponent	Score	RPI	S	Opponent	Score	RPI	S	Opponent	Score
2	A	South Carolina	49 85	28	N	Arizona St.	59 52	71	H	Minnesota	59 72	104	H	Kent St.	77 64				
10	H	Iowa	71 83	30	A	Virginia Tech	54 67	81	A	Nebraska	76 68	137	A	Wisconsin	62 59				
12	A	Northwestern	56 61	32	H	Western Ky.	67 50	91	A	Michigan St.	76 66	137	H	Wisconsin	72 61				
13	N	Gonzaga	50 63	35	A	Michigan	63 66					176	A	Illinois	70 58				
18	A	Indiana	48 66	36	N	Drake	67 47					176	H	Illinois	81 67				
18	H	Indiana	54 66	47	H	Rutgers	53 59					179	H	Northern Ill.	68 63				
22	A	Ohio St.	66 50									195	H	Western Ill.	66 59				
												198	A	Chattanooga	66 34				
												206	H	Penn St.	81 68				
												237	H	Milwaukee	68 55				
												255	H	Bowling Green	81 74				
LAST 10 Division I																			
				176	A	Illinois	70 58					91	A	Michigan St.	76 66				
				137	A	Wisconsin	62 59					206	H	Penn St.	81 68				
				10	H	Iowa	71 83					81	A	Nebraska	76 68				
				35	A	Michigan	63 66					71	H	Minnesota	59 72				
				18	H	Indiana	54 66					176	H	Illinois	81 67				

Non-Div I Games:

Purdue

■ Loss,
■ Non-Conf,
■ S Site,
■ H Home
■ A Away
N Neutral

Average RPI Win:	326	WON-LOST	WINNING	LAST 10	STRENGTH OF	OPP. STRENGTH	TEAM	ADJ.	CONF.	ADJ CONF.
Average RPI Loss:	172	RECORD	PCT. RANK	GAMES	SCHEDULE	OF SCHEDULE	RPI	RPI	RPI	RPI
DIV. I ONLY	3- 21	333	1-9	241	232	331	331	19	19	
DIV. I NON-CONF.	2- 9	304	0	282	281	332	332	18	18	
TOTALS	RPI 1-25	RPI 26-50	W-L RECORDS	RPI 51-100	RPI 101-150	RPI 150+				
3- 21	0- 0	0- 2	OVERALL	0- 4	0- 3	3- 12				
2- 8	0- 0	0- 1	HOME	0- 2	0- 1	2- 4				
1- 10	0- 0	0- 1	AWAY	0- 2	0- 0	1- 7				
0- 3	0- 0	0- 0	NEUTRAL	0- 0	0- 2	0- 1				
2- 9	0- 0	0- 0	NON-CONFERENCE	0- 2	0- 3	2- 4				
2- 2	0- 0	0- 0	HOME	0- 1	0- 1	2- 0				
0- 4	0- 0	0- 0	AWAY	0- 1	0- 0	0- 3				
0- 3	0- 0	0- 0	NEUTRAL	0- 0	0- 2	0- 1				
1- 12	0- 0	0- 2	CONFERENCE	0- 2	0- 0	1- 8				
0- 6	0- 0	0- 1	HOME	0- 1	0- 0	0- 4				
1- 6	0- 0	0- 1	AWAY	0- 1	0- 0	1- 4				
0- 0	0- 0	0- 0	NEUTRAL	0- 0	0- 0	0- 0				

RPI S	Opponent	Score	RPI S	Opponent	Score	RPI S	Opponent	Score	RPI S	Opponent	Score	Team's RPI: 331
39	A South Dakota	25 79	39	H South Dakota	41 62	57	H Ball St.	52 83	104	N Kent St.	67 75	
						86	A South Dakota St.	43 89	123	H Southeast Mo. St.	48 58	
						86	H South Dakota St.	69 100	146	N Texas Tech	48 82	
						94	A Butler	58 85	173	A Eastern Mich.	40 64	
									192	A Akron	53 64	
									195	A Western Ill.	68 79	
									195	H Western Ill.	74 83	
									210	H Oral Roberts	73 79	
									212	A North Dakota	85 91	
									212	H North Dakota	49 63	
									258	A Denver	57 83	
									279	N Monmouth	46 60	
									292	A North Dakota St.	53 74	
									292	H North Dakota St.	44 58	
									311	A Omaha	58 57	
									324	H Evansville	67 64	
									334	A SIUE	53 57	
									342	H UIC	61 50	
LAST 10 Division I												
86	A South Dakota St.	43 89	292	H North Dakota St.	44 58							
292	A North Dakota St.	53 74	311	A Omaha	58 57							
258	A Denver	57 83	39	A South Dakota	25 79							
195	H Western Ill.	74 83	210	H Oral Roberts	73 79							
212	H North Dakota	49 63	86	H South Dakota St.	69 100							

Non-Div I Games: Heidelberg 82 55 Purdue Northwest 73 50

Purdue Fort Wayne

Loss, Non-Conf, S Site, H Home A Away N Neutral

Quinnipiac

Through Games Of Feb. 18, 2020

Average RPI Win:	254	WON-LOST	WINNING	LAST 10	STRENGTH OF	OPP. STRENGTH	TEAM	ADJ.	CONF.	ADJ CONF.
Average RPI Loss:	116	RECORD	PCT. RANK	GAMES	SCHEDULE	OF SCHEDULE	RPI	RPI	RPI	RPI
DIV. I ONLY	12- 11	165	7-3	204	186	184	184	24	24	
DIV. I NON-CONF.	3- 6	235	0	42	61	167	167	25	25	
TOTALS	RPI 1-25	RPI 26-50	W-L RECORDS	RPI 51-100	RPI 101-150	RPI 150+				
12- 11	0- 1	0- 2	OVERALL	1- 4	0- 0	11- 4				
7- 5	0- 0	0- 1	HOME	1- 1	0- 0	6- 3				
5- 6	0- 1	0- 1	AWAY	0- 3	0- 0	5- 1				
0- 0	0- 0	0- 0	NEUTRAL	0- 0	0- 0	0- 0				
3- 6	0- 1	0- 2	NON-CONFERENCE	1- 2	0- 0	2- 1				
2- 3	0- 0	0- 1	HOME	1- 1	0- 0	1- 1				
1- 3	0- 1	0- 1	AWAY	0- 1	0- 0	1- 0				
0- 0	0- 0	0- 0	NEUTRAL	0- 0	0- 0	0- 0				
9- 5	0- 0	0- 0	CONFERENCE	0- 2	0- 0	9- 3				
5- 2	0- 0	0- 0	HOME	0- 0	0- 0	5- 2				
4- 3	0- 0	0- 0	AWAY	0- 2	0- 0	4- 1				
0- 0	0- 0	0- 0	NEUTRAL	0- 0	0- 0	0- 0				

RPI 1-25				RPI 26-50				RPI 51-100				RPI 101+ Team's RPI: 184			
RPI	S	Opponent	Score	RPI	S	Opponent	Score	RPI	S	Opponent	Score	RPI	S	Opponent	Score
3	A	Maryland	52 107	43	A	UCF	58 80	54	A	Yale	59 63	153	H	George Washington	67 78
				49	H	Drexel	62 66	64	A	Marist	60 73	170	H	Rhode Island	75 63
								73	H	Bucknell	76 69	219	A	Manhattan	62 77
								96	A	Rider	59 75	219	H	Manhattan	70 58
								96	H	Harvard	68 77	227	A	Iona	67 63
												227	H	Iona	71 75
												244	H	Fairfield	76 62
												264	H	Niagara	71 61
												275	A	Siena	66 52
												275	H	Siena	60 68
												279	A	Monmouth	52 45
												279	H	Monmouth	60 53
												326	A	Saint Peter's	91 64
												340	H	Canisius	74 71
												346	A	Hartford	87 50
LAST 10 Division I															
264	H	Niagara	71 61	326	A	Saint Peter's	91 64								
219	A	Manhattan	62 77	244	H	Fairfield	76 62								
275	H	Siena	60 68	64	A	Marist	60 73								
279	A	Monmouth	52 45	340	H	Canisius	74 71								
227	A	Iona	67 63	279	H	Monmouth	60 53								

Non-Div I Games:

Quinnipiac

Loss, Non-Conf, S Site, H Home A Away N Neutral

Average RPI Win: 277	WON-LOST	WINNING	LAST 10	STRENGTH OF	OPP. STRENGTH	TEAM	ADJ.	CONF.	ADJ CONF.
Average RPI Loss: 146	RECORD	PCT. RANK	GAMES	SCHEDULE	OF SCHEDULE	RPI	RPI	RPI	RPI
DIV. I ONLY	13- 11	156	9-1	268	266	191	191	25	25
DIV. I NON-CONF.	2- 7	288	0	280	67	276	276	28	28
TOTALS	RPI 1-25	RPI 26-50	W-L RECORDS	RPI 51-100	RPI 101-150	RPI 150+			
13- 11	0- 1	0- 0	OVERALL	0- 2	1- 3	12- 5			
5- 4	0- 0	0- 0	HOME	0- 0	0- 1	5- 3			
8- 7	0- 1	0- 0	AWAY	0- 2	1- 2	7- 2			
0- 0	0- 0	0- 0	NEUTRAL	0- 0	0- 0	0- 0			
2- 7	0- 1	0- 0	NON-CONFERENCE	0- 2	0- 1	2- 3			
0- 2	0- 0	0- 0	HOME	0- 0	0- 0	0- 2			
2- 5	0- 1	0- 0	AWAY	0- 2	0- 1	2- 1			
0- 0	0- 0	0- 0	NEUTRAL	0- 0	0- 0	0- 0			
11- 4	0- 0	0- 0	CONFERENCE	0- 0	1- 2	10- 2			
5- 2	0- 0	0- 0	HOME	0- 0	0- 1	5- 1			
6- 2	0- 0	0- 0	AWAY	0- 0	1- 1	5- 1			
0- 0	0- 0	0- 0	NEUTRAL	0- 0	0- 0	0- 0			

RPI 1-25				RPI 26-50				RPI 51-100				RPI 101+ Team's RPI: 191			
RPI	S	Opponent	Score	RPI	S	Opponent	Score	RPI	S	Opponent	Score	RPI	S	Opponent	Score
22	A	Ohio St.	57 70					55	A	West Virginia	37 74	101	A	Vanderbilt	46 80
								79	A	Alabama	51 85	115	A	Campbell	48 42
												115	H	Campbell	32 43
												142	A	Hampton	48 51
												167	H	Mt. St. Mary's	58 75
												204	H	American	55 59
												207	A	Gardner-Webb	84 73
												207	H	Gardner-Webb	65 51
												208	A	High Point	58 68
												245	H	UNC Asheville	50 63
												262	H	Winthrop	54 53
												271	A	Morehead St.	62 73
												272	A	Longwood	62 61
												272	H	Longwood	88 76
												284	A	ETSU	67 43
												307	A	Presbyterian	65 39
												307	H	Presbyterian	54 42
												330	A	USC Upstate	57 41
												344	A	Charleston So.	64 40
												344	H	Charleston So.	72 35
												349	A	South Carolina St.	60 45
LAST 10 Division I															
272	H	Longwood	88 76	115	H	Campbell	32 43	207	A	Gardner-Webb	84 73				
115	A	Campbell	48 42	307	A	USC Upstate	57 41	262	H	Winthrop	54 53				
344	A	Charleston So.	64 40	272	A	Longwood	62 61								
207	H	Gardner-Webb	65 51												
307	A	Presbyterian	65 39												

Non-Div I Games:

Radford

■ Loss,
 ■ Non-Conf,
 ■ S Site,
 ■ Home
 ■ A Away
 N Neutral

Rhode Island

Through Games Of Feb. 18, 2020

Average RPI Win:	215	WON-LOST	WINNING	LAST 10	STRENGTH OF	OPP. STRENGTH	TEAM	ADJ.	CONF.	ADJ CONF.
Average RPI Loss:	133	RECORD	PCT. RANK	GAMES	SCHEDULE	OF SCHEDULE	RPI	RPI	RPI	RPI
DIV. I ONLY	13- 11	156	5-5	206	176	170	170	12	12	
DIV. I NON-CONF.	7- 5	131	0	222	321	157	157	12	12	
TOTALS	RPI 1-25	RPI 26-50	W-L RECORDS	RPI 51-100	RPI 101-150	RPI 150+				
13- 11	0- 0	0- 1	OVERALL	1- 3	4- 4	8- 3				
10- 2	0- 0	0- 0	HOME	1- 0	4- 2	5- 0				
2- 8	0- 0	0- 1	AWAY	0- 3	0- 1	2- 3				
1- 1	0- 0	0- 0	NEUTRAL	0- 0	0- 1	1- 0				
7- 5	0- 0	0- 0	NON-CONFERENCE	0- 2	2- 1	5- 2				
5- 0	0- 0	0- 0	HOME	0- 0	2- 0	3- 0				
1- 4	0- 0	0- 0	AWAY	0- 2	0- 0	1- 2				
1- 1	0- 0	0- 0	NEUTRAL	0- 0	0- 1	1- 0				
6- 6	0- 0	0- 1	CONFERENCE	1- 1	2- 3	3- 1				
5- 2	0- 0	0- 0	HOME	1- 0	2- 2	2- 0				
1- 4	0- 0	0- 1	AWAY	0- 1	0- 1	1- 1				
0- 0	0- 0	0- 0	NEUTRAL	0- 0	0- 0	0- 0				

RPI S	Opponent	Score	RPI S	Opponent	Score	RPI S	Opponent	Score	RPI S	Opponent	Score	Team's RPI: 170
			50 A	Dayton	60 71	68 A	Boston College	55 66	108 A	Davidson	67 79	
						88 A	Fordham	50 60	108 H	Davidson	70 77	
						93 H	Saint Louis	72 63	113 H	Holy Cross	73 58	
						96 A	Harvard	58 61	118 H	VCU	54 75	
									124 H	Richmond	76 70	
									128 H	Robert Morris	71 59	
									141 N	Providence	51 58	
									149 H	Massachusetts	69 66	
									184 A	Quinnipiac	63 75	
									212 A	North Dakota	61 67	
									216 N	Brown	89 44	
									228 A	Saint Joseph's	49 47	
									231 H	George Mason	47 42	
									244 H	Fairfield	74 41	
									293 A	St. Bonaventure	59 64	
									293 H	St. Bonaventure	69 67	
									295 H	Vermont	77 74	
									338 H	LIU Brooklyn	79 56	
									346 A	Hartford	68 56	
LAST 10 Division I												
293 H	St. Bonaventure	69 67	108 H	Davidson	70 77							
93 H	Saint Louis	72 63	293 A	St. Bonaventure	59 64							
50 A	Dayton	60 71	149 H	Massachusetts	69 66							
88 A	Fordham	50 60	228 A	Saint Joseph's	49 47							
231 H	George Mason	47 42	108 A	Davidson	67 79							

Non-Div I Games:

Rhode Island

■ Loss,
 ■ Non-Conf,
 ■ S Site,
 ■ H Home
 ■ A Away
 N Neutral

Average RPI Win:	214	WON-LOST	WINNING	LAST 10	STRENGTH OF	OPP. STRENGTH	TEAM	ADJ.	CONF.	ADJ CONF.
Average RPI Loss:	80	RECORD	PCT. RANK	GAMES	SCHEDULE	OF SCHEDULE	RPI	RPI	RPI	RPI
DIV. I ONLY	16- 8	70	8-2	131	122	84	84	13	13	
DIV. I NON-CONF.	5- 6	187	0	175	110	198	198	15	15	
TOTALS	RPI 1-25	RPI 26-50	W-L RECORDS	RPI 51-100	RPI 101-150	RPI 150+				
16- 8	0- 1	1- 3	OVERALL	1- 2	1- 1	13- 1				
10- 1	0- 1	1- 0	HOME	1- 0	1- 0	7- 0				
6- 5	0- 0	0- 2	AWAY	0- 1	0- 1	6- 1				
0- 2	0- 0	0- 1	NEUTRAL	0- 1	0- 0	0- 0				
5- 6	0- 1	0- 2	NON-CONFERENCE	0- 1	0- 1	5- 1				
4- 1	0- 1	0- 0	HOME	0- 0	0- 0	4- 0				
1- 3	0- 0	0- 1	AWAY	0- 0	0- 1	1- 1				
0- 2	0- 0	0- 1	NEUTRAL	0- 1	0- 0	0- 0				
11- 2	0- 0	1- 1	CONFERENCE	1- 1	1- 0	8- 0				
6- 0	0- 0	1- 0	HOME	1- 0	1- 0	3- 0				
5- 2	0- 0	0- 1	AWAY	0- 1	0- 0	5- 0				
0- 0	0- 0	0- 0	NEUTRAL	0- 0	0- 0	0- 0				

RPI 1-25				RPI 26-50				RPI 51-100				Team's RPI: 84	RPI 101+			
RPI	S	Opponent	Score	RPI	S	Opponent	Score	RPI	S	Opponent	Score		RPI	S	Opponent	Score
14	H	Texas A&M	61 62	27	A	Old Dominion	59 66	52	H	Middle Tenn.	77 60		127	H	UAB	64 53
				30	N	Virginia Tech	45 54	65	A	Charlotte	51 62		138	A	Texas Southern	56 63
				32	H	Western Ky.	73 65	74	N	Georgia Tech	52 54		161	H	Northern Ariz.	71 57
				46	A	Oklahoma St.	38 69						194	A	Fla. Atlantic	78 69
													209	H	Southern Miss.	75 64
													211	H	Little Rock	66 40
													217	A	UTEP	69 61
													233	H	Marshall	81 43
													240	H	Louisiana Tech	60 47
													249	A	SMU	43 55
													251	A	North Texas	67 52
													277	H	Nicholls St.	71 47
													282	H	Prairie View	77 55
													296	A	FIU	68 47
													302	A	UTSA	74 62
													341	A	McNeese	81 50
LAST 10 Division I																
				65	A	Charlotte	51 62	302	A	UTSA	74 62					
				27	A	Old Dominion	59 66	217	A	UTEP	69 61					
				52	H	Middle Tenn.	77 60	209	H	Southern Miss.	75 64					
				127	H	UAB	64 53	240	H	Louisiana Tech	60 47					
				251	A	North Texas	67 52	296	A	FIU	68 47					

Non-Div I Games:

Rice

Average RPI Win: 184	WON-LOST	WINNING	LAST 10	STRENGTH OF	OPP. STRENGTH	TEAM	ADJ.	CONF.	ADJ CONF.
Average RPI Loss: 116	RECORD	PCT. RANK	GAMES	SCHEDULE	OF SCHEDULE	RPI	RPI	RPI	RPI
DIV. I ONLY	12- 14	197	5-5	45	197	124	124	12	12
DIV. I NON-CONF.	7- 7	164	0	24	309	74	74	12	12
TOTALS	RPI 1-25	RPI 26-50	W-L RECORDS	RPI 51-100	RPI 101-150	RPI 150+			
12- 14	0- 0	0- 4	OVERALL	1- 2	4- 4	7- 4			
7- 4	0- 0	0- 1	HOME	0- 1	3- 1	4- 1			
5- 7	0- 0	0- 2	AWAY	1- 1	1- 2	3- 2			
0- 3	0- 0	0- 1	NEUTRAL	0- 0	0- 1	0- 1			
7- 7	0- 0	0- 3	NON-CONFERENCE	1- 1	2- 1	4- 2			
3- 1	0- 0	0- 0	HOME	0- 0	1- 0	2- 1			
4- 3	0- 0	0- 2	AWAY	1- 1	1- 0	2- 0			
0- 3	0- 0	0- 1	NEUTRAL	0- 0	0- 1	0- 1			
5- 7	0- 0	0- 1	CONFERENCE	0- 1	2- 3	3- 2			
4- 3	0- 0	0- 1	HOME	0- 1	2- 1	2- 0			
1- 4	0- 0	0- 0	AWAY	0- 0	0- 2	1- 2			
0- 0	0- 0	0- 0	NEUTRAL	0- 0	0- 0	0- 0			

RPI S	Opponent	Score	RPI S	Opponent	Score	RPI S	Opponent	Score	RPI S	Opponent	Score	Team's RPI: 124
			27	A Old Dominion	51 73	65	A Charlotte	59 78	108	H Davidson	69 57	
			38	N Bradley	57 61	82	A Coastal Caro.	79 67	118	A VCU	50 53	
			49	A Drexel	52 58	88	H Fordham	47 64	118	H VCU	42 57	
			50	H Dayton	51 65				121	H Duquesne	67 64	
									131	H William & Mary	76 73	
									142	N Hampton	65 69	
									148	A UNC Greensboro	70 62	
									149	A Massachusetts	50 64	
									167	N Mt. St. Mary's	67 75	
									170	A Rhode Island	70 76	
									182	A La Salle	67 61	
									182	H La Salle	63 61	
									193	H Norfolk St.	77 69	
									194	H Fla. Atlantic	57 55	
									214	H Furman	69 70	
									228	A Saint Joseph's	56 67	
									247	A Georgetown	51 49	
									293	H St. Bonaventure	63 59	
									323	A UMES	64 52	
LAST 10 Division I												
			88	H Fordham	47 64	149	A Massachusetts	50 64				
			121	H Duquesne	67 64	108	H Davidson	69 57				
			182	A La Salle	67 61	182	H La Salle	63 61				
			118	H VCU	42 57	118	A VCU	50 53				
			293	H St. Bonaventure	63 59	50	H Dayton	51 65				

Non-Div I Games:

Richmond

Average RPI Win:	241	WON-LOST	WINNING	LAST 10	STRENGTH OF	OPP. STRENGTH	TEAM	ADJ.	CONF.	ADJ CONF.
Average RPI Loss:	132	RECORD	PCT. RANK	GAMES	SCHEDULE	OF SCHEDULE	RPI	RPI	RPI	RPI
DIV. I ONLY	19- 4	24	8-2	312	164	96	96	24	24	
DIV. I NON-CONF.	7- 2	53	0	334	29	126	126	25	25	
TOTALS	RPI 1-25	RPI 26-50	W-L RECORDS	RPI 51-100	RPI 101-150	RPI 150+				
19- 4	0- 1	0- 0	OVERALL	1- 1	0- 1	18- 1				
9- 1	0- 0	0- 0	HOME	0- 1	0- 0	9- 0				
9- 2	0- 1	0- 0	AWAY	1- 0	0- 0	8- 1				
1- 1	0- 0	0- 0	NEUTRAL	0- 0	0- 1	1- 0				
7- 2	0- 1	0- 0	NON-CONFERENCE	0- 0	0- 1	7- 0				
3- 0	0- 0	0- 0	HOME	0- 0	0- 0	3- 0				
3- 1	0- 1	0- 0	AWAY	0- 0	0- 0	3- 0				
1- 1	0- 0	0- 0	NEUTRAL	0- 0	0- 1	1- 0				
12- 2	0- 0	0- 0	CONFERENCE	1- 1	0- 0	11- 1				
6- 1	0- 0	0- 0	HOME	0- 1	0- 0	6- 0				
6- 1	0- 0	0- 0	AWAY	1- 0	0- 0	5- 1				
0- 0	0- 0	0- 0	NEUTRAL	0- 0	0- 0	0- 0				

RPI	S	Opponent	Score	RPI	S	Opponent	Score	RPI	S	Opponent	Score	RPI	S	Opponent	Score
16	A	Princeton	47 80					64	A	Marist	76 72	120	N	North Florida	70 80
								64	H	Marist	58 63	182	H	La Salle	70 43
												184	H	Quinnipiac	75 59
												206	A	Penn St.	78 70
												219	A	Manhattan	55 50
												219	H	Manhattan	76 53
												227	A	Iona	81 37
												244	H	Fairfield	60 52
												247	A	Georgetown	65 64
												252	H	Xavier	64 57
												264	A	Niagara	71 55
												264	H	Niagara	79 75
												270	A	Delaware St.	71 69
												273	N	Lipscomb	81 76
												275	A	Siena	69 38
												275	H	Siena	70 66
												279	H	Monmouth	48 25
												287	H	Wagner	77 63
												326	A	Saint Peter's	56 67
												340	A	Canisius	70 57
LAST 10 Division I															
219	A	Manhattan	55 50	219	H	Manhattan	76 53								
275	A	Siena	69 38	244	H	Fairfield	60 52								
64	H	Marist	58 63	264	A	Niagara	71 55								
326	A	Saint Peter's	56 67	340	A	Canisius	70 57								
279	H	Monmouth	48 25	275	H	Siena	70 66								

Non-Div I Games:

Rider

■ Loss,
 ■ Non-Conf,
 S Site,
 ■ Home
 ■ Away
 N Neutral

Average RPI Win:	275	WON-LOST	WINNING	LAST 10	STRENGTH OF	OPP. STRENGTH	TEAM	ADJ.	CONF.	ADJ CONF.
Average RPI Loss:	112	RECORD	PCT. RANK	GAMES	SCHEDULE	OF SCHEDULE	RPI	RPI	RPI	RPI
DIV. I ONLY	18- 6	40	10-0	302	280	128	128	30	30	
DIV. I NON-CONF.	4- 6	212	0	128	119	170	170	30	30	
TOTALS	RPI 1-25	RPI 26-50	W-L RECORDS	RPI 51-100	RPI 101-150	RPI 150+				
18- 6	0- 1	0- 1	OVERALL	0- 0	0- 2	18- 2				
9- 2	0- 0	0- 0	HOME	0- 0	0- 1	9- 1				
9- 4	0- 1	0- 1	AWAY	0- 0	0- 1	9- 1				
0- 0	0- 0	0- 0	NEUTRAL	0- 0	0- 0	0- 0				
4- 6	0- 1	0- 1	NON-CONFERENCE	0- 0	0- 2	4- 2				
2- 2	0- 0	0- 0	HOME	0- 0	0- 1	2- 1				
2- 4	0- 1	0- 1	AWAY	0- 0	0- 1	2- 1				
0- 0	0- 0	0- 0	NEUTRAL	0- 0	0- 0	0- 0				
14- 0	0- 0	0- 0	CONFERENCE	0- 0	0- 0	14- 0				
7- 0	0- 0	0- 0	HOME	0- 0	0- 0	7- 0				
7- 0	0- 0	0- 0	AWAY	0- 0	0- 0	7- 0				
0- 0	0- 0	0- 0	NEUTRAL	0- 0	0- 0	0- 0				

RPI 1-25				RPI 26-50				RPI 51-100				RPI 101+ Team's RPI: 128			
RPI	S	Opponent	Score	RPI	S	Opponent	Score	RPI	S	Opponent	Score	RPI	S	Opponent	Score
19	A	TCU	61 66	42	A	James Madison	32 59					104	A	Kent St.	81 82
												145	H	Columbia	59 61
												170	A	Rhode Island	59 71
												182	A	La Salle	71 68
												183	A	Merrimack	68 62
												183	H	Merrimack	72 50
												189	H	Delaware	62 73
												193	A	Norfolk St.	69 62
												232	H	Youngstown St.	58 43
												252	H	Xavier	71 57
												256	A	Saint Francis (PA)	66 57
												287	A	Wagner	77 35
												287	H	Wagner	51 47
												305	A	St. Francis Brooklyn	70 59
												305	H	St. Francis Brooklyn	69 44
												310	A	Sacred Heart	67 38
												310	H	Sacred Heart	73 43
												315	H	Bryant	69 39
												319	H	Fairleigh Dickinson	53 35
												338	A	LIU Brooklyn	70 59
												347	A	Central Conn. St.	86 56
												347	H	Central Conn. St.	80 42
LAST 10 Division I															
				256	A	Saint Francis (PA)	66 57					347	H	Central Conn. St.	80 42
				319	H	Fairleigh Dickinson	53 35					305	A	St. Francis Brooklyn	70 59
				287	A	Wagner	77 35					338	A	LIU Brooklyn	70 59
				310	A	Sacred Heart	67 38					310	H	Sacred Heart	73 43
				315	H	Bryant	69 39					183	H	Merrimack	72 50

Non-Div I Games: Pitt.-Johnstown 63 30

Robert Morris

■ Loss,
 ■ Non-Conf,
 ■ S Site,
 ■ H Home
 ■ A Away
 N Neutral

Average RPI Win:	158	WON-LOST	WINNING	LAST 10	STRENGTH OF	OPP. STRENGTH	TEAM	ADJ.	CONF.	ADJ CONF.
Average RPI Loss:	48	RECORD	PCT. RANK	GAMES	SCHEDULE	OF SCHEDULE	RPI	RPI	RPI	RPI
DIV. I ONLY	18- 7	52	5-5	107	27	47	47	2	2	
DIV. I NON-CONF.	10- 1	20	0	177	118	37	37	2	2	
TOTALS	RPI 1-25	RPI 26-50	W-L RECORDS	RPI 51-100	RPI 101-150	RPI 150+				
18- 7	0- 2	2- 2	OVERALL	4- 3	2- 0	10- 0				
11- 2	0- 1	1- 0	HOME	3- 1	0- 0	7- 0				
5- 5	0- 1	1- 2	AWAY	0- 2	1- 0	3- 0				
2- 0	0- 0	0- 0	NEUTRAL	1- 0	1- 0	0- 0				
10- 1	0- 0	0- 1	NON-CONFERENCE	3- 0	1- 0	6- 0				
7- 0	0- 0	0- 0	HOME	2- 0	0- 0	5- 0				
1- 1	0- 0	0- 1	AWAY	0- 0	0- 0	1- 0				
2- 0	0- 0	0- 0	NEUTRAL	1- 0	1- 0	0- 0				
8- 6	0- 2	2- 1	CONFERENCE	1- 3	1- 0	4- 0				
4- 2	0- 1	1- 0	HOME	1- 1	0- 0	2- 0				
4- 4	0- 1	1- 1	AWAY	0- 2	1- 0	2- 0				
0- 0	0- 0	0- 0	NEUTRAL	0- 0	0- 0	0- 0				

RPI 1-25				RPI 26-50				Team's RPI: 47				RPI 51-100				RPI 101+			
RPI	S	Opponent	Score	RPI	S	Opponent	Score	RPI	S	Opponent	Score	RPI	S	Opponent	Score	RPI	S	Opponent	Score
3	A	Maryland	50 79	26	A	LSU	58 64	51	H	Virginia	73 63	101	N	Vanderbilt	62 56				
18	H	Indiana	56 66	34	A	Purdue	59 53	71	A	Minnesota	71 73	137	A	Wisconsin	64 61				
				35	A	Michigan	57 71	74	N	Georgia Tech	46 43	169	H	Towson	67 53				
				35	H	Michigan	62 41	81	H	Nebraska	69 65	176	A	Illinois	75 51				
								91	A	Michigan St.	53 57	176	H	Illinois	72 41				
								91	H	Michigan St.	55 66	206	A	Penn St.	62 57				
								96	H	Harvard	74 46	206	H	Penn St.	72 39				
												233	H	Marshall	66 41				
												236	A	South Alabama	77 56				
												250	H	Southern U.	78 58				
												264	H	Niagara	87 37				
												327	H	Coppin St.	107 33				
LAST 10 Division I																			
				35	H	Michigan	62 41	176	H	Illinois	72 41								
				91	A	Michigan St.	53 57	35	A	Michigan	57 71								
				3	A	Maryland	50 79	91	H	Michigan St.	55 66								
				206	H	Penn St.	72 39	206	A	Penn St.	62 57								
				71	A	Minnesota	71 73	81	H	Nebraska	69 65								

Non-Div I Games:

Rutgers

■ Loss,
 ■ Non-Conf,
 ■ S Site,
 ■ H Home
 ■ A Away
 N Neutral

Average RPI Win:	241	WON-LOST	WINNING	LAST 10	STRENGTH OF	OPP. STRENGTH	TEAM	ADJ.	CONF.	ADJ CONF.
Average RPI Loss:	101	RECORD	PCT. RANK	GAMES	SCHEDULE	OF SCHEDULE	RPI	RPI	RPI	RPI
DIV. I ONLY	16- 4	30	9-1	251	268	89	89	23	23	
DIV. I NON-CONF.	4- 2	90	0	254	197	131	131	24	24	
TOTALS	RPI 1-25	RPI 26-50	W-L RECORDS	RPI 51-100	RPI 101-150	RPI 150+				
16- 4	0- 0	0- 1	OVERALL	2- 1	1- 0	13- 2				
9- 1	0- 0	0- 1	HOME	1- 0	1- 0	7- 0				
6- 3	0- 0	0- 0	AWAY	1- 1	0- 0	5- 2				
1- 0	0- 0	0- 0	NEUTRAL	0- 0	0- 0	1- 0				
4- 2	0- 0	0- 1	NON-CONFERENCE	0- 1	0- 0	4- 0				
1- 1	0- 0	0- 1	HOME	0- 0	0- 0	1- 0				
2- 1	0- 0	0- 0	AWAY	0- 1	0- 0	2- 0				
1- 0	0- 0	0- 0	NEUTRAL	0- 0	0- 0	1- 0				
12- 2	0- 0	0- 0	CONFERENCE	2- 0	1- 0	9- 2				
8- 0	0- 0	0- 0	HOME	1- 0	1- 0	6- 0				
4- 2	0- 0	0- 0	AWAY	1- 0	0- 0	3- 2				
0- 0	0- 0	0- 0	NEUTRAL	0- 0	0- 0	0- 0				

RPI 1-25				RPI 26-50				RPI 51-100				Team's RPI: 89				RPI 101+			
RPI	S	Opponent	Score	RPI	S	Opponent	Score	RPI	S	Opponent	Score	RPI	S	Opponent	Score	RPI	S	Opponent	Score
				43	H	UCF	57 63					58	A	Oklahoma	62 75	125	H	Abilene Christian	69 59
												95	A	A&M-Corpus Christi	66 44	151	A	Sam Houston St.	55 63
												95	H	A&M-Corpus Christi	72 49	152	A	New Orleans	50 53
																152	H	New Orleans	59 47
																224	H	Central Ark.	102 41
																238	H	Southeastern La.	77 51
																242	A	Tulsa	67 63
																257	A	Nevada	80 65
																267	N	UC Santa Barbara	67 56
																268	A	Lamar University	54 53
																277	A	Nicholls St.	78 61
																286	H	Incarinate Word	67 45
																318	A	Houston Baptist	59 42
																329	H	Alcorn	67 62
																337	H	Northwestern St.	89 40
																341	H	McNeese	82 51
LAST 10 Division I																			
				95	H	A&M-Corpus Christi	72 49					268	A	Lamar University	54 53				
				152	H	New Orleans	59 47					337	H	Northwestern St.	89 40				
				277	A	Nicholls St.	78 61					286	H	Incarinate Word	67 45				
				151	A	Sam Houston St.	55 63					224	H	Central Ark.	102 41				
				125	H	Abilene Christian	69 59					95	A	A&M-Corpus Christi	66 44				

Non-Div I Games: LSU-Shreveport 75 32 Our Lady of the Lak87 75 Cent. Christian (KS104 46

SFA

Loss, Non-Conf, S Site, H Home A Away N Neutral

SIUE										
Average RPI Win:	330	WON-LOST	WINNING	LAST 10	STRENGTH OF	OPP. STRENGTH	TEAM	ADJ.	CONF.	ADJ CONF.
Average RPI Loss:	173	RECORD	PCT. RANK	GAMES	SCHEDULE	OF SCHEDULE	RPI	RPI	RPI	RPI
DIV. I ONLY	3- 21	333	0-10	266	220	334	334	20	20	
DIV. I NON-CONF.	2- 8	295	0	288	108	329	329	23	23	

TOTALS	RPI 1-25	RPI 26-50	W-L RECORDS	RPI 51-100	RPI 101-150	RPI 150+				
3- 21	0- 0	0- 0	OVERALL	0- 6	0- 4	3- 11				
2- 9	0- 0	0- 0	HOME	0- 3	0- 2	2- 4				
1- 11	0- 0	0- 0	AWAY	0- 3	0- 2	1- 6				
0- 1	0- 0	0- 0	NEUTRAL	0- 0	0- 0	0- 1				
2- 8	0- 0	0- 0	NON-CONFERENCE	0- 4	0- 2	2- 2				
2- 3	0- 0	0- 0	HOME	0- 2	0- 1	2- 0				
0- 4	0- 0	0- 0	AWAY	0- 2	0- 1	0- 1				
0- 1	0- 0	0- 0	NEUTRAL	0- 0	0- 0	0- 1				
1- 13	0- 0	0- 0	CONFERENCE	0- 2	0- 2	1- 9				
0- 6	0- 0	0- 0	HOME	0- 1	0- 1	0- 4				
1- 7	0- 0	0- 0	AWAY	0- 1	0- 1	1- 5				
0- 0	0- 0	0- 0	NEUTRAL	0- 0	0- 0	0- 0				

RPI 1-25				RPI 26-50				RPI 51-100				RPI 101+				Team's RPI: 334	
RPI	S	Opponent	Score	RPI	S	Opponent	Score	RPI	S	Opponent	Score	RPI	S	Opponent	Score		
								60	A	Belmont	48	69	123	A	Southeast Mo. St.	57	80
								62	H	UT Martin	39	79	123	H	Southeast Mo. St.	56	66
								80	H	Southern Ill.	67	103	130	H	Loyola Chicago	50	63
								81	A	Nebraska	49	63	140	A	Missouri	51	68
								90	A	Illinois St.	53	74	162	N	North Ala.	67	85
								93	H	Saint Louis	35	68	175	A	Austin Peay	61	74
													197	H	Tennessee Tech	50	65
													225	A	Eastern Ill.	71	77
													235	A	Murray St.	60	74
													265	A	Eastern Ky.	46	49
													265	H	Eastern Ky.	38	68
													271	A	Morehead St.	69	75
													271	H	Morehead St.	55	63
													274	H	Jacksonville St.	44	53
													309	A	Georgia St.	73	74
													324	H	Evansville	85	74
													331	H	Purdue Fort Wayne	57	53
													336	A	Tennessee St.	76	63

LAST 10 Division I																	
								123	A	Southeast Mo. St.	57	80	175	A	Austin Peay	61	74
								225	A	Eastern Ill.	71	77	62	H	UT Martin	39	79
								265	H	Eastern Ky.	38	68	123	H	Southeast Mo. St.	56	66
								271	H	Morehead St.	55	63	274	H	Jacksonville St.	44	53
								235	A	Murray St.	60	74	197	H	Tennessee Tech	50	65

Non-Div I Games: Quincy 65 70

SIUE

Loss, Non-Conf, S Site, H Home A Away N Neutral

SMU				STRENGTH OF SCHEDULE	OPP. STRENGTH OF SCHEDULE	TEAM RPI	ADJ. RPI	CONF. RPI	ADJ CONF. RPI
Average RPI Win:	235	WON-LOST RECORD	WINNING PCT. RANK						
Average RPI Loss:	130		LAST 10 GAMES						
DIV. I ONLY	10- 14	229	3-7	202	115	249	249	9	9
DIV. I NON-CONF.	6- 6	164	0	207	258	246	246	9	9

TOTALS	RPI 1-25	RPI 26-50	W-L RECORDS	RPI 51-100	RPI 101-150	RPI 150+			
10- 14	0- 2	0- 1	OVERALL	1- 2	1- 2	8- 7			
8- 7	0- 2	0- 0	HOME	1- 1	1- 0	6- 4			
1- 7	0- 0	0- 1	AWAY	0- 1	0- 2	1- 3			
1- 0	0- 0	0- 0	NEUTRAL	0- 0	0- 0	1- 0			
6- 6	0- 1	0- 0	NON-CONFERENCE	1- 0	0- 2	5- 3			
5- 4	0- 1	0- 0	HOME	1- 0	0- 0	4- 3			
0- 2	0- 0	0- 0	AWAY	0- 0	0- 2	0- 0			
1- 0	0- 0	0- 0	NEUTRAL	0- 0	0- 0	1- 0			
4- 8	0- 1	0- 1	CONFERENCE	0- 2	1- 0	3- 4			
3- 3	0- 1	0- 0	HOME	0- 1	1- 0	2- 1			
1- 5	0- 0	0- 1	AWAY	0- 1	0- 0	1- 3			
0- 0	0- 0	0- 0	NEUTRAL	0- 0	0- 0	0- 0			

RPI 1-25				RPI 26-50				RPI 51-100				RPI 101+ Team's RPI: 249			
RPI	S	Opponent	Score	RPI	S	Opponent	Score	RPI	S	Opponent	Score	RPI	S	Opponent	Score
7	H	UConn	42 80	43	A	UCF	57 67	76	A	Temple	62 85	107	A	UT Arlington	46 51
19	H	TCU	56 57					77	H	Cincinnati	58 73	117	A	Pacific	49 77
								84	H	Rice	55 43	147	H	Wichita St.	64 44
												158	H	Tulane	66 67
												163	H	Wright St.	61 69
												178	A	Memphis	52 57
												181	A	Houston	53 55
												212	H	North Dakota	66 51
												217	H	UTEP	60 56
												223	H	Northern Colo.	52 61
												231	H	George Mason	58 59
												242	A	Tulsa	58 65
												242	H	Tulsa	57 38
												254	A	East Carolina	55 47
												254	H	East Carolina	53 45
												298	N	CSUN	68 58
												304	H	UC Irvine	59 56
												341	H	McNeese	81 60

LAST 10 Division I															
242	A	Tulsa	58 65	147	H	Wichita St.	64 44								
254	H	East Carolina	53 45	242	H	Tulsa	57 38								
77	H	Cincinnati	58 73	178	A	Memphis	52 57								
181	A	Houston	53 55	158	H	Tulane	66 67								
43	A	UCF	57 67	76	A	Temple	62 85								

Non-Div I Games:

SMU

Loss, Non-Conf, S Site, H Home A Away N Neutral

Sacramento St.

Through Games Of Feb. 18, 2020

Average RPI Win:	258	WON-LOST	WINNING	LAST 10	STRENGTH OF	OPP. STRENGTH	TEAM	ADJ.	CONF.	ADJ CONF.
Average RPI Loss:	185	RECORD	PCT. RANK	GAMES	SCHEDULE	OF SCHEDULE	RPI	RPI	RPI	RPI
DIV. I ONLY	6- 16	296	5-5	270	247	299	299	18	18	
DIV. I NON-CONF.	0- 7	338	0	264	268	343	343	17	17	
TOTALS	RPI 1-25	RPI 26-50	W-L RECORDS	RPI 51-100	RPI 101-150	RPI 150+				
6- 16	0- 1	0- 0	OVERALL	0- 1	0- 1	6- 13				
2- 6	0- 1	0- 0	HOME	0- 1	0- 0	2- 4				
4- 10	0- 0	0- 0	AWAY	0- 0	0- 1	4- 9				
0- 0	0- 0	0- 0	NEUTRAL	0- 0	0- 0	0- 0				
0- 7	0- 1	0- 0	NON-CONFERENCE	0- 0	0- 0	0- 6				
0- 1	0- 1	0- 0	HOME	0- 0	0- 0	0- 0				
0- 6	0- 0	0- 0	AWAY	0- 0	0- 0	0- 6				
0- 0	0- 0	0- 0	NEUTRAL	0- 0	0- 0	0- 0				
6- 9	0- 0	0- 0	CONFERENCE	0- 1	0- 1	6- 7				
2- 5	0- 0	0- 0	HOME	0- 1	0- 0	2- 4				
4- 4	0- 0	0- 0	AWAY	0- 0	0- 1	4- 3				
0- 0	0- 0	0- 0	NEUTRAL	0- 0	0- 0	0- 0				

RPI 1-25				RPI 26-50				RPI 51-100				RPI 101+ Team's RPI: 299			
RPI	S	Opponent	Score	RPI	S	Opponent	Score	RPI	S	Opponent	Score	RPI	S	Opponent	Score
22	H	Ohio St.	74 104					87	H	Montana St.	48 85	119	A	Idaho	44 70
												159	A	UC Davis	75 77
												161	A	Northern Ariz.	107 114
												161	H	Northern Ariz.	65 85
												165	A	San Jose St.	67 73
												172	H	Montana	60 64
												180	A	Idaho St.	62 80
												180	H	Idaho St.	51 75
												188	A	Southern Utah	71 62
												188	H	Southern Utah	87 82
												221	A	Portland St.	73 70
												223	A	Northern Colo.	73 90
												223	H	Northern Colo.	63 73
												234	A	San Francisco	82 87
												257	A	Nevada	72 83
												306	A	Eastern Wash.	74 67
												308	A	Seattle U	84 88
												313	A	Cal Poly	43 62
												321	A	Weber St.	91 67
												321	H	Weber St.	58 52
LAST 10 Division I															
223	A	Northern Colo.	73 90	306	A	Eastern Wash.	74 67								
188	A	Southern Utah	71 62	161	H	Northern Ariz.	65 85								
180	H	Idaho St.	51 75	221	A	Portland St.	73 70								
321	H	Weber St.	58 52	188	H	Southern Utah	87 82								
119	A	Idaho	44 70	223	H	Northern Colo.	63 73								

Non-Div I Games: Cal Maritime 86 55 Pacific Union 94 35

Sacramento St.

Loss, Non-Conf, S Site, H Home A Away N Neutral

Sacred Heart

Through Games Of Feb. 18, 2020

Average RPI Win:	305	WON-LOST	WINNING	LAST 10	STRENGTH OF	OPP. STRENGTH	TEAM	ADJ.	CONF.	ADJ CONF.
Average RPI Loss:	187	RECORD	PCT. RANK	GAMES	SCHEDULE	OF SCHEDULE	RPI	RPI	RPI	RPI
DIV. I ONLY	7- 16	285	2-8	306	298	310	310	30	30	
DIV. I NON-CONF.	2- 8	295	0	248	124	307	307	30	30	
TOTALS	RPI 1-25	RPI 26-50	W-L RECORDS	RPI 51-100	RPI 101-150	RPI 150+				
7- 16	0- 0	0- 0	OVERALL	0- 4	0- 3	7- 9				
4- 4	0- 0	0- 0	HOME	0- 0	0- 2	4- 2				
2- 11	0- 0	0- 0	AWAY	0- 3	0- 1	2- 7				
1- 1	0- 0	0- 0	NEUTRAL	0- 1	0- 0	1- 0				
2- 8	0- 0	0- 0	NON-CONFERENCE	0- 4	0- 1	2- 3				
1- 1	0- 0	0- 0	HOME	0- 0	0- 1	1- 0				
0- 6	0- 0	0- 0	AWAY	0- 3	0- 0	0- 3				
1- 1	0- 0	0- 0	NEUTRAL	0- 1	0- 0	1- 0				
5- 8	0- 0	0- 0	CONFERENCE	0- 0	0- 2	5- 6				
3- 3	0- 0	0- 0	HOME	0- 0	0- 1	3- 2				
2- 5	0- 0	0- 0	AWAY	0- 0	0- 1	2- 4				
0- 0	0- 0	0- 0	NEUTRAL	0- 0	0- 0	0- 0				

RPI 1-25			RPI 26-50			RPI 51-100			RPI 101+			Team's RPI: 310
RPI	S	Opponent	Score	RPI	S	Opponent	Score	RPI	S	Opponent	Score	
						54 A Yale	40 87	113 H Holy Cross		52 65		
						63 A Stony Brook	50 54	128 A Robert Morris		43 73		
						69 A Seton Hall	69 95	128 H Robert Morris		38 67		
						81 N Nebraska	49 72	167 H Mt. St. Mary's		58 67		
								183 H Merrimack		63 60		
								206 A Penn St.		65 88		
								228 A Saint Joseph's		44 71		
								256 A Saint Francis (PA)		58 60		
								256 H Saint Francis (PA)		39 48		
								275 A Siena		57 68		
								287 A Wagner		79 65		
								305 A St. Francis Brooklyn		70 71		
								319 A Fairleigh Dickinson		60 65		
								319 H Fairleigh Dickinson		68 53		
								320 H Hofstra		71 44		
								333 N Detroit Mercy		66 60		
								338 A LIU Brooklyn		63 66		
								347 A Central Conn. St.		54 52		
								347 H Central Conn. St.		66 58		
LAST 10 Division I												
						338 A LIU Brooklyn	63 66	347 A Central Conn. St.		54 52		
						256 H Saint Francis (PA)	39 48	319 H Fairleigh Dickinson		68 53		
						128 H Robert Morris	38 67	128 A Robert Morris		43 73		
						167 H Mt. St. Mary's	58 67	256 A Saint Francis (PA)		58 60		
						305 A St. Francis Brooklyn	70 71	319 A Fairleigh Dickinson		60 65		

Non-Div I Games: Bridgeport 77 63

Sacred Heart

Loss, Non-Conf, S Site, H Home A Away N Neutral

Saint Francis (PA)

Through Games Of Feb. 18, 2020

Average RPI Win:	304	WON-LOST	WINNING	LAST 10	STRENGTH OF	OPP. STRENGTH	TEAM	ADJ.	CONF.	ADJ CONF.
Average RPI Loss:	160	RECORD	PCT. RANK	GAMES	SCHEDULE	OF SCHEDULE	RPI	RPI	RPI	RPI
DIV. I ONLY	11- 15	223	5-5	280	293	256	256	30	30	
DIV. I NON-CONF.	2- 9	304	0	67	136	220	220	30	30	
TOTALS	RPI 1-25	RPI 26-50	W-L RECORDS	RPI 51-100	RPI 101-150	RPI 150+				
11- 15	0- 0	0- 2	OVERALL	0- 3	0- 3	11- 7				
5- 5	0- 0	0- 0	HOME	0- 1	0- 2	5- 2				
5- 9	0- 0	0- 1	AWAY	0- 2	0- 1	5- 5				
1- 1	0- 0	0- 1	NEUTRAL	0- 0	0- 0	1- 0				
2- 9	0- 0	0- 2	NON-CONFERENCE	0- 3	0- 2	2- 2				
0- 3	0- 0	0- 0	HOME	0- 1	0- 1	0- 1				
1- 5	0- 0	0- 1	AWAY	0- 2	0- 1	1- 1				
1- 1	0- 0	0- 1	NEUTRAL	0- 0	0- 0	1- 0				
9- 6	0- 0	0- 0	CONFERENCE	0- 0	0- 1	9- 5				
5- 2	0- 0	0- 0	HOME	0- 0	0- 1	5- 1				
4- 4	0- 0	0- 0	AWAY	0- 0	0- 0	4- 4				
0- 0	0- 0	0- 0	NEUTRAL	0- 0	0- 0	0- 0				

RPI S	Opponent	Score	RPI S	Opponent	Score	RPI S	Opponent	Score	RPI S	Opponent	Score	Team's RPI: 256
29	N FGCU	64 97	55	A West Virginia	45 74	106	H Liberty	52 71				
30	A Virginia Tech	41 105	66	A South Fla.	23 62	121	A Duquesne	69 72				
			73	H Bucknell	46 70	128	H Robert Morris	57 66				
						167	A Mt. St. Mary's	44 68				
						183	H Merrimack	56 71				
						213	N Stetson	78 73				
						232	H Youngstown St.	46 56				
						271	A Morehead St.	54 65				
						287	A Wagner	50 55				
						287	H Wagner	51 50				
						295	A Vermont	73 69				
						305	A St. Francis Brooklyn	67 59				
						305	H St. Francis Brooklyn	82 72				
						310	A Sacred Heart	48 39				
						310	H Sacred Heart	60 58				
						315	A Bryant	63 60				
						315	H Bryant	64 58				
						319	A Fairleigh Dickinson	47 56				
						338	A LIU Brooklyn	53 71				
						347	A Central Conn. St.	64 52				
						347	H Central Conn. St.	72 68				
LAST 10 Division I												
128	H Robert Morris	57 66	315	H Bryant	64 58							
167	A Mt. St. Mary's	44 68	338	A LIU Brooklyn	53 71							
310	A Sacred Heart	48 39	305	A St. Francis Brooklyn	67 59							
287	A Wagner	50 55	183	H Merrimack	56 71							
347	H Central Conn. St.	72 68	310	H Sacred Heart	60 58							

Non-Div I Games:

Saint Francis (PA)

■ Loss,
 ■ Non-Conf,
 ■ S Site,
 ■ Home
 ■ A Away
 N Neutral

Saint Joseph's

Through Games Of Feb. 18, 2020

Average RPI Win:	193	WON-LOST	WINNING	LAST 10	STRENGTH OF	OPP. STRENGTH	TEAM	ADJ.	CONF.	ADJ CONF.
Average RPI Loss:	121	RECORD	PCT. RANK	GAMES	SCHEDULE	OF SCHEDULE	RPI	RPI	RPI	RPI
DIV. I ONLY	8- 16	264	1-9	111	121	228	228	12	12	
DIV. I NON-CONF.	6- 6	164	0	108	132	153	153	12	12	
TOTALS	RPI 1-25	RPI 26-50	W-L RECORDS	RPI 51-100	RPI 101-150	RPI 150+				
8- 16	0- 0	0- 2	OVERALL	2- 4	2- 5	4- 5				
5- 7	0- 0	0- 2	HOME	1- 1	1- 1	3- 3				
2- 7	0- 0	0- 0	AWAY	0- 2	1- 4	1- 1				
1- 2	0- 0	0- 0	NEUTRAL	1- 1	0- 0	0- 1				
6- 6	0- 0	0- 1	NON-CONFERENCE	2- 3	1- 1	3- 1				
4- 2	0- 0	0- 1	HOME	1- 1	0- 0	3- 0				
1- 2	0- 0	0- 0	AWAY	0- 1	1- 1	0- 0				
1- 2	0- 0	0- 0	NEUTRAL	1- 1	0- 0	0- 1				
2- 10	0- 0	0- 1	CONFERENCE	0- 1	1- 4	1- 4				
1- 5	0- 0	0- 1	HOME	0- 0	1- 1	0- 3				
1- 5	0- 0	0- 0	AWAY	0- 1	0- 3	1- 1				
0- 0	0- 0	0- 0	NEUTRAL	0- 0	0- 0	0- 0				

RPI 1-25				RPI 26-50				RPI 51-100				RPI 101+				Team's RPI: 228	
RPI	S	Opponent	Score	RPI	S	Opponent	Score	RPI	S	Opponent	Score	RPI	S	Opponent	Score		
				49	H	Drexel	52 62	61	H	Penn	45 55	105	A	Auburn	62 66		
				50	H	Dayton	44 59	69	N	Seton Hall	39 55	118	A	VCU	40 47		
								76	H	Temple	67 63	121	A	Duquesne	42 53		
								93	A	Saint Louis	48 63	121	H	Duquesne	51 58		
								96	N	Harvard	63 39	124	H	Richmond	67 56		
								99	A	Villanova	44 60	145	A	Columbia	71 57		
												149	A	Massachusetts	43 61		
												153	H	George Washington	50 56		
												170	H	Rhode Island	47 49		
												182	A	La Salle	59 67		
												182	H	La Salle	53 59		
												204	H	American	72 51		
												214	N	Furman	48 63		
												293	A	St. Bonaventure	61 60		
												294	H	Navy	49 40		
												310	H	Sacred Heart	71 44		
LAST 10 Division I																	
				182	H	La Salle	53 59	182	A	La Salle	59 67						
				121	A	Duquesne	42 53	293	A	St. Bonaventure	61 60						
				93	A	Saint Louis	48 63	121	H	Duquesne	51 58						
				50	H	Dayton	44 59	170	H	Rhode Island	47 49						
				153	H	George Washington	50 56	149	A	Massachusetts	43 61						

Non-Div I Games:

Saint Joseph's

■ Loss,
 ■ Non-Conf,
 ■ S Site,
 ■ H Home
 ■ A Away
 N Neutral

Saint Louis

Through Games Of Feb. 18, 2020

Average RPI Win:	174	WON-LOST	WINNING	LAST 10	STRENGTH OF	OPP. STRENGTH	TEAM	ADJ.	CONF.	ADJ CONF.
Average RPI Loss:	99	RECORD	PCT. RANK	GAMES	SCHEDULE	OF SCHEDULE	RPI	RPI	RPI	RPI
DIV. I ONLY	15- 10	110	6-4	97	104	93	93	12	12	
DIV. I NON-CONF.	8- 5	117	0	84	54	68	68	12	12	
TOTALS	RPI 1-25	RPI 26-50	W-L RECORDS	RPI 51-100	RPI 101-150	RPI 150+				
15- 10	0- 1	0- 1	OVERALL	3- 2	4- 5	8- 1				
8- 4	0- 1	0- 0	HOME	2- 0	4- 3	2- 0				
7- 6	0- 0	0- 1	AWAY	1- 2	0- 2	6- 1				
0- 0	0- 0	0- 0	NEUTRAL	0- 0	0- 0	0- 0				
8- 5	0- 1	0- 0	NON-CONFERENCE	3- 1	2- 3	3- 0				
4- 2	0- 1	0- 0	HOME	2- 0	2- 1	0- 0				
4- 3	0- 0	0- 0	AWAY	1- 1	0- 2	3- 0				
0- 0	0- 0	0- 0	NEUTRAL	0- 0	0- 0	0- 0				
7- 5	0- 0	0- 1	CONFERENCE	0- 1	2- 2	5- 1				
4- 2	0- 0	0- 0	HOME	0- 0	2- 2	2- 0				
3- 3	0- 0	0- 1	AWAY	0- 1	0- 0	3- 1				
0- 0	0- 0	0- 0	NEUTRAL	0- 0	0- 0	0- 0				

RPI 1-25				RPI 26-50				RPI 51-100 Team's RPI: 93				RPI 101+			
RPI	S	Opponent	Score	RPI	S	Opponent	Score	RPI	S	Opponent	Score	RPI	S	Opponent	Score
16	H	Princeton	50 66	50	A	Dayton	47 48	62	H	UT Martin	56 50	101	A	Vanderbilt	50 62
								77	A	Cincinnati	60 50	103	H	Colgate	61 51
								80	A	Southern Ill.	53 61	108	H	Davidson	58 65
								88	A	Fordham	54 66	114	H	Kansas	60 68
								90	H	Illinois St.	61 56	118	H	VCU	52 65
												121	H	Duquesne	53 50
												123	H	Southeast Mo. St.	76 61
												140	A	Missouri	58 83
												149	H	Massachusetts	71 56
												153	A	George Washington	59 45
												170	A	Rhode Island	63 72
												182	A	La Salle	77 61
												186	A	Northern Ky.	67 42
												228	H	Saint Joseph's	63 48
												231	A	George Mason	64 51
												278	A	Indiana St.	55 53
												293	H	St. Bonaventure	72 51
												334	A	SIUE	68 35
LAST 10 Division I															
149	H	Massachusetts	71 56	121	H	Duquesne	53 50								
170	A	Rhode Island	63 72	88	A	Fordham	54 66								
231	A	George Mason	64 51	50	A	Dayton	47 48								
228	H	Saint Joseph's	63 48	293	H	St. Bonaventure	72 51								
153	A	George Washington	59 45	118	H	VCU	52 65								

Non-Div I Games:

Saint Louis

■ Loss,
 ■ Non-Conf,
 ■ S Site,
 ■ H Home
 ■ A Away
 N Neutral

Saint Mary's (CA)

Through Games Of Feb. 18, 2020

Average RPI Win:	208	WON-LOST	WINNING	LAST 10	STRENGTH OF	OPP. STRENGTH	TEAM	ADJ.	CONF.	ADJ CONF.
Average RPI Loss:	108	RECORD	PCT. RANK	GAMES	SCHEDULE	OF SCHEDULE	RPI	RPI	RPI	RPI
DIV. I ONLY	11- 15	223	2-8	78	116	155	155	11	11	
DIV. I NON-CONF.	5- 6	187	0	88	150	168	168	11	11	
TOTALS	RPI 1-25	RPI 26-50	W-L RECORDS	RPI 51-100	RPI 101-150	RPI 150+				
11- 15	1- 2	1- 2	OVERALL	0- 2	0- 6	9- 3				
7- 6	1- 1	1- 1	HOME	0- 1	0- 3	5- 0				
3- 9	0- 1	0- 1	AWAY	0- 1	0- 3	3- 3				
1- 0	0- 0	0- 0	NEUTRAL	0- 0	0- 0	1- 0				
5- 6	0- 1	1- 2	NON-CONFERENCE	0- 0	0- 1	4- 2				
4- 2	0- 1	1- 1	HOME	0- 0	0- 0	3- 0				
0- 4	0- 0	0- 1	AWAY	0- 0	0- 1	0- 2				
1- 0	0- 0	0- 0	NEUTRAL	0- 0	0- 0	1- 0				
6- 9	1- 1	0- 0	CONFERENCE	0- 2	0- 5	5- 1				
3- 4	1- 0	0- 0	HOME	0- 1	0- 3	2- 0				
3- 5	0- 1	0- 0	AWAY	0- 1	0- 2	3- 1				
0- 0	0- 0	0- 0	NEUTRAL	0- 0	0- 0	0- 0				

RPI 1-25				RPI 26-50				RPI 51-100				RPI 101+ Team's RPI: 155			
RPI	S	Opponent	Score	RPI	S	Opponent	Score	RPI	S	Opponent	Score	RPI	S	Opponent	Score
13	A	Gonzaga	49 74	32	H	Western Ky.	80 73	66	A	BYU	39 60	109	A	San Diego	59 73
13	H	Gonzaga	70 60	33	H	Marquette	63 77	66	H	BYU	55 65	109	H	San Diego	54 72
21	H	NC State	70 87	43	A	UCF	58 67					114	A	Kansas	81 86
												117	H	Pacific	66 68
												144	A	Portland	65 78
												144	H	Portland	53 72
												159	H	UC Davis	83 74
												190	A	Pepperdine	64 73
												190	H	Pepperdine	85 78
												196	A	Wyoming	67 69
												203	A	Santa Clara	95 87
												234	A	San Francisco	86 79
												257	A	Nevada	72 78
												267	H	UC Santa Barbara	64 43
												291	A	LMU (CA)	70 61
												291	H	LMU (CA)	86 70
												293	N	St. Bonaventure	72 57
												313	H	Cal Poly	84 67
LAST 10 Division I															
109	A	San Diego	59 73	291	A	LMU (CA)	70 61								
66	A	BYU	39 60	117	H	Pacific	66 68								
13	H	Gonzaga	70 60	66	H	BYU	55 65								
144	H	Portland	53 72	109	H	San Diego	54 72								
190	A	Pepperdine	64 73	144	A	Portland	65 78								

Non-Div I Games:

Saint Mary's (CA)

■ Loss,
 ■ Non-Conf, S Site,
 ■ Home
 ■ Away
 N Neutral

Saint Peter's

Through Games Of Feb. 18, 2020

Average RPI Win:	276	WON-LOST	WINNING	LAST 10	STRENGTH OF	OPP. STRENGTH	TEAM	ADJ.	CONF.	ADJ CONF.
Average RPI Loss:	239	RECORD	PCT. RANK	GAMES	SCHEDULE	OF SCHEDULE	RPI	RPI	RPI	RPI
DIV. I ONLY	8- 16	264	4-6	346	325	326	326	24	24	
DIV. I NON-CONF.	3- 6	235	0	342	347	325	325	25	25	
TOTALS	RPI 1-25	RPI 26-50	W-L RECORDS	RPI 51-100	RPI 101-150	RPI 150+				
8- 16	0- 0	0- 0	OVERALL	1- 1	0- 1	7- 14				
5- 6	0- 0	0- 0	HOME	1- 0	0- 1	4- 5				
3- 10	0- 0	0- 0	AWAY	0- 1	0- 0	3- 9				
0- 0	0- 0	0- 0	NEUTRAL	0- 0	0- 0	0- 0				
3- 6	0- 0	0- 0	NON-CONFERENCE	0- 0	0- 1	3- 5				
1- 2	0- 0	0- 0	HOME	0- 0	0- 1	1- 1				
2- 4	0- 0	0- 0	AWAY	0- 0	0- 0	2- 4				
0- 0	0- 0	0- 0	NEUTRAL	0- 0	0- 0	0- 0				
5- 10	0- 0	0- 0	CONFERENCE	1- 1	0- 0	4- 9				
4- 4	0- 0	0- 0	HOME	1- 0	0- 0	3- 4				
1- 6	0- 0	0- 0	AWAY	0- 1	0- 0	1- 5				
0- 0	0- 0	0- 0	NEUTRAL	0- 0	0- 0	0- 0				

RPI 1-25				RPI 26-50				RPI 51-100				RPI 101+				Team's RPI: 326	
RPI	S	Opponent	Score	RPI	S	Opponent	Score	RPI	S	Opponent	Score	RPI	S	Opponent	Score		
								64	A	Marist	76	96	129	H	Lehigh	71	80
								96	H	Rider	67	56	184	H	Quinnipiac	64	91
													219	A	Manhattan	64	68
													219	H	Manhattan	52	85
													227	A	Iona	59	69
													244	A	Fairfield	48	67
													244	H	Fairfield	66	63
													246	H	Morgan St.	78	77
													248	A	Howard	80	92
													264	A	Niagara	89	97
													264	H	Niagara	64	68
													270	A	Delaware St.	66	89
													275	H	Siena	87	83
													279	A	Monmouth	57	59
													279	H	Monmouth	67	81
													287	A	Wagner	89	90
													319	H	Fairleigh Dickinson	71	77
													327	A	Coppin St.	82	57
													332	A	NJIT	73	76
													338	A	LIU Brooklyn	89	74
													340	A	Canisius	86	68
													340	H	Canisius	67	58
LAST 10 Division I																	
				244	H	Fairfield	66	63					219	A	Manhattan	64	68
				340	H	Canisius	67	58					184	H	Quinnipiac	64	91
				264	H	Niagara	64	68					340	A	Canisius	86	68
				279	A	Monmouth	57	59					264	A	Niagara	89	97
				96	H	Rider	67	56					227	A	Iona	59	69

Non-Div I Games:

Saint Peter's

■ Loss,
 ■ Non-Conf,
 ■ S Site,
 ■ H Home
 ■ A Away
 N Neutral

Average RPI Win:	249	WON-LOST	WINNING	LAST 10	STRENGTH OF	OPP. STRENGTH	TEAM	ADJ.	CONF.	ADJ CONF.
Average RPI Loss:	172	RECORD	PCT. RANK	GAMES	SCHEDULE	OF SCHEDULE	RPI	RPI	RPI	RPI
DIV. I ONLY	14- 7	70	7-3	315	235	151	151	23	23	
DIV. I NON-CONF.	2- 4	235	0	314	90	259	259	24	24	
TOTALS	RPI 1-25	RPI 26-50	W-L RECORDS	RPI 51-100	RPI 101-150	RPI 150+				
14- 7	0- 0	0- 0	OVERALL	1- 2	0- 2	13- 3				
7- 2	0- 0	0- 0	HOME	1- 0	0- 1	6- 1				
7- 5	0- 0	0- 0	AWAY	0- 2	0- 1	7- 2				
0- 0	0- 0	0- 0	NEUTRAL	0- 0	0- 0	0- 0				
2- 4	0- 0	0- 0	NON-CONFERENCE	0- 1	0- 1	2- 2				
1- 0	0- 0	0- 0	HOME	0- 0	0- 0	1- 0				
1- 4	0- 0	0- 0	AWAY	0- 1	0- 1	1- 2				
0- 0	0- 0	0- 0	NEUTRAL	0- 0	0- 0	0- 0				
12- 3	0- 0	0- 0	CONFERENCE	1- 1	0- 1	11- 1				
6- 2	0- 0	0- 0	HOME	1- 0	0- 1	5- 1				
6- 1	0- 0	0- 0	AWAY	0- 1	0- 0	6- 0				
0- 0	0- 0	0- 0	NEUTRAL	0- 0	0- 0	0- 0				

RPI S	Opponent	Score	RPI S	Opponent	Score	RPI S	Opponent	Score	RPI S	Opponent	Score	Team's RPI: 151
						58	A Oklahoma	71 95	125	H Abilene Christian	73 81	
						89	H SFA	63 55	146	A Texas Tech	57 99	
						95	A A&M-Corpus Christi	54 57	152	A New Orleans	78 46	
									202	H Louisiana	77 73	
									210	A Oral Roberts	41 64	
									224	A Central Ark.	72 54	
									224	H Central Ark.	73 58	
									238	A Southeastern La.	84 69	
									238	H Southeastern La.	81 75	
									268	H Lamar University	68 47	
									277	A Nicholls St.	80 77	
									277	H Nicholls St.	87 71	
									281	A Ole Miss	69 75	
									286	H Incarnate Word	74 77	
									302	A UTSA	81 77	
									318	A Houston Baptist	97 69	
									337	A Northwestern St.	79 69	
									341	H McNeese	92 59	
LAST 10 Division I												
			224	H Central Ark.	73 58		95	A A&M-Corpus Christi	54 57			
			238	H Southeastern La.	81 75		125	H Abilene Christian	73 81			
			277	A Nicholls St.	80 77		318	A Houston Baptist	97 69			
			286	H Incarnate Word	74 77		268	H Lamar University	68 47			
			89	H SFA	63 55		224	A Central Ark.	72 54			

Non-Div I Games: Jarvis Christian 114 46 Howard Payne 91 49 Wiley 102 52

Sam Houston St.

Loss, Non-Conf, S Site, H Home A Away N Neutral

Average RPI Win:	267	WON-LOST	WINNING	LAST 10	STRENGTH OF	OPP. STRENGTH	TEAM	ADJ.	CONF.	ADJ CONF.
Average RPI Loss:	128	RECORD	PCT. RANK	GAMES	SCHEDULE	OF SCHEDULE	RPI	RPI	RPI	RPI
DIV. I ONLY	11- 13	199	7-3	157	272	164	164	26	26	
DIV. I NON-CONF.	4- 10	259	0	57	235	152	152	22	22	
TOTALS	RPI 1-25	RPI 26-50	W-L RECORDS	RPI 51-100	RPI 101-150	RPI 150+				
11- 13	0- 2	0- 2	OVERALL	0- 2	1- 2	10- 5				
3- 5	0- 0	0- 2	HOME	0- 0	0- 0	3- 3				
7- 8	0- 2	0- 0	AWAY	0- 2	1- 2	6- 2				
1- 0	0- 0	0- 0	NEUTRAL	0- 0	0- 0	1- 0				
4- 10	0- 2	0- 2	NON-CONFERENCE	0- 2	0- 2	4- 2				
0- 3	0- 0	0- 2	HOME	0- 0	0- 0	0- 1				
3- 7	0- 2	0- 0	AWAY	0- 2	0- 2	3- 1				
1- 0	0- 0	0- 0	NEUTRAL	0- 0	0- 0	1- 0				
7- 3	0- 0	0- 0	CONFERENCE	0- 0	1- 0	6- 3				
3- 2	0- 0	0- 0	HOME	0- 0	0- 0	3- 2				
4- 1	0- 0	0- 0	AWAY	0- 0	1- 0	3- 1				
0- 0	0- 0	0- 0	NEUTRAL	0- 0	0- 0	0- 0				

RPI 1-25				RPI 26-50				RPI 51-100				RPI 101+ Team's RPI: 164			
RPI	S	Opponent	Score	RPI	S	Opponent	Score	RPI	S	Opponent	Score	RPI	S	Opponent	Score
23	A	Kentucky	49 79	32	H	Western Ky.	84 88	62	A	UT Martin	75 80	127	A	UAB	69 76
25	A	Florida St.	59 88	48	H	Troy	65 74	88	A	Fordham	37 68	134	A	Florida	48 84
												148	A	UNC Greensboro	56 42
												162	A	North Ala.	79 63
												197	H	Tennessee Tech	57 72
												198	H	Chattanooga	60 46
												214	A	Furman	69 77
												214	H	Furman	59 72
												215	A	Kennesaw St.	55 60
												235	A	Murray St.	84 56
												280	A	Wofford	74 58
												280	H	Wofford	63 69
												284	H	ETSU	68 34
												320	N	Hofstra	65 45
												322	A	Mercer	60 54
												322	H	Mercer	72 64
												328	A	Alabama St.	83 48
												335	A	Western Caro.	62 50
LAST 10 Division I															
322	A	Mercer	60 54	284	H	ETSU	68 34								
280	H	Wofford	63 69	198	H	Chattanooga	60 46								
214	H	Furman	59 72	322	H	Mercer	72 64								
148	A	UNC Greensboro	56 42	214	A	Furman	69 77								
335	A	Western Caro.	62 50	280	A	Wofford	74 58								

Non-Div I Games: Montevallo 81 60

Samford

Loss, Non-Conf, S Site, H Home A Away N Neutral

Average RPI Win:	194	WON-LOST	WINNING	LAST 10	STRENGTH OF	OPP. STRENGTH	TEAM	ADJ.	CONF.	ADJ CONF.
Average RPI Loss:	120	RECORD	PCT. RANK	GAMES	SCHEDULE	OF SCHEDULE	RPI	RPI	RPI	RPI
DIV. I ONLY	15- 9	92	8-2	118	135	109	109	11	11	
DIV. I NON-CONF.	5- 5	164	0	242	295	239	239	11	11	
TOTALS	RPI 1-25	RPI 26-50	W-L RECORDS	RPI 51-100	RPI 101-150	RPI 150+				
15- 9	0- 2	0- 0	OVERALL	1- 1	4- 3	10- 3				
9- 5	0- 1	0- 0	HOME	1- 0	2- 3	6- 1				
6- 4	0- 1	0- 0	AWAY	0- 1	2- 0	4- 2				
0- 0	0- 0	0- 0	NEUTRAL	0- 0	0- 0	0- 0				
5- 5	0- 0	0- 0	NON-CONFERENCE	0- 0	0- 3	5- 2				
3- 4	0- 0	0- 0	HOME	0- 0	0- 3	3- 1				
2- 1	0- 0	0- 0	AWAY	0- 0	0- 0	2- 1				
0- 0	0- 0	0- 0	NEUTRAL	0- 0	0- 0	0- 0				
10- 4	0- 2	0- 0	CONFERENCE	1- 1	4- 0	5- 1				
6- 1	0- 1	0- 0	HOME	1- 0	2- 0	3- 0				
4- 3	0- 1	0- 0	AWAY	0- 1	2- 0	2- 1				
0- 0	0- 0	0- 0	NEUTRAL	0- 0	0- 0	0- 0				

RPI	S	Opponent	Score	RPI	S	Opponent	Score	RPI	S	Opponent	Score	RPI	S	Opponent	Score	Team's RPI: 109
13	A	Gonzaga	46 57					66	A	BYU	36 52	117	A	Pacific	66 64	
13	H	Gonzaga	42 57					66	H	BYU	51 45	117	H	Pacific	66 61	
												119	H	Idaho	32 65	
												136	H	Washington	47 65	
												144	A	Portland	62 58	
												144	H	Portland	74 55	
												146	H	Texas Tech	60 64	
												155	A	Saint Mary's (CA)	72 54	
												155	H	Saint Mary's (CA)	73 59	
												165	A	San Jose St.	82 88	
												169	H	Towson	81 67	
												190	A	Pepperdine	57 73	
												203	H	Santa Clara	50 47	
												230	H	Cal St. Fullerton	67 72	
												234	H	San Francisco	54 50	
												241	A	San Diego St.	70 47	
												279	H	Monmouth	57 49	
												291	A	LMU (CA)	67 59	
												298	H	CSUN	59 40	
												303	A	Air Force	70 59	
LAST 10 Division I																
155	H	Saint Mary's (CA)	73 59	234	H	San Francisco	54 50									
117	H	Pacific	66 61	203	H	Santa Clara	50 47									
66	H	BYU	51 45	117	A	Pacific	66 64									
144	A	Portland	62 58	155	A	Saint Mary's (CA)	72 54									
13	A	Gonzaga	46 57	66	A	BYU	36 52									

Non-Div I Games: Biola 81 28

San Diego

■ Loss,
 ■ Non-Conf,
 ■ S Site,
 ■ Home
 ■ Away
 N Neutral

Average RPI Win:	237	WON-LOST	WINNING	LAST 10	STRENGTH OF	OPP. STRENGTH	TEAM	ADJ.	CONF.	ADJ CONF.
Average RPI Loss:	185	RECORD	PCT. RANK	GAMES	SCHEDULE	OF SCHEDULE	RPI	RPI	RPI	RPI
DIV. I ONLY	11- 15	223	4-6	198	260	241	241	17	17	
DIV. I NON-CONF.	4- 7	225	0	256	324	290	290	21	21	
TOTALS	RPI 1-25	RPI 26-50	W-L RECORDS	RPI 51-100	RPI 101-150	RPI 150+				
11- 15	0- 0	0- 0	OVERALL	0- 2	0- 4	11- 9				
7- 8	0- 0	0- 0	HOME	0- 1	0- 3	7- 4				
4- 7	0- 0	0- 0	AWAY	0- 1	0- 1	4- 5				
0- 0	0- 0	0- 0	NEUTRAL	0- 0	0- 0	0- 0				
4- 7	0- 0	0- 0	NON-CONFERENCE	0- 0	0- 2	4- 5				
2- 5	0- 0	0- 0	HOME	0- 0	0- 2	2- 3				
2- 2	0- 0	0- 0	AWAY	0- 0	0- 0	2- 2				
0- 0	0- 0	0- 0	NEUTRAL	0- 0	0- 0	0- 0				
7- 8	0- 0	0- 0	CONFERENCE	0- 2	0- 2	7- 4				
5- 3	0- 0	0- 0	HOME	0- 1	0- 1	5- 1				
2- 5	0- 0	0- 0	AWAY	0- 1	0- 1	2- 3				
0- 0	0- 0	0- 0	NEUTRAL	0- 0	0- 0	0- 0				

RPI S	Opponent	Score	RPI S	Opponent	Score	RPI S	Opponent	Score	RPI S	Opponent	Score	Team's RPI: 241
						59	A Fresno St.	54 79	109	H San Diego	47 70	
						59	H Fresno St.	60 65	116	A Boise St.	72 86	
									116	H Boise St.	67 69	
									135	H California	48 74	
									165	A San Jose St.	67 84	
									169	H Towson	80 72	
									177	A Hawaii	58 61	
									196	A Wyoming	67 81	
									196	H Wyoming	67 60	
									199	H UNLV	48 39	
									200	A New Mexico	67 58	
									200	H New Mexico	75 74	
									230	H Cal St. Fullerton	55 45	
									257	A Nevada	69 70	
									260	H Arkansas St.	62 71	
									261	H Alabama A&M	53 61	
									266	H Colorado St.	59 49	
									267	A UC Santa Barbara	52 64	
									285	A Utah St.	59 51	
									285	H Utah St.	66 62	
									286	A Incarnate Word	57 48	
									288	A California Baptist	80 68	
									298	H CSUN	69 74	
									303	H Air Force	49 51	
LAST 10 Division I												
			116	H Boise St.	67 69	199	H UNLV	48 39				
			200	A New Mexico	67 58	196	A Wyoming	67 81				
			303	H Air Force	49 51	257	A Nevada	69 70				
			285	A Utah St.	59 51	59	H Fresno St.	60 65				
			200	H New Mexico	75 74	116	A Boise St.	72 86				

Non-Div I Games: Westcliff 77 56

San Diego St.

■ Loss,
 ■ Non-Conf,
 ■ S Site,
 ■ Home
 ■ Away
 N Neutral

San Francisco

Through Games Of Feb. 18, 2020

Average RPI Win:	254	WON-LOST	WINNING	LAST 10	STRENGTH OF	OPP. STRENGTH	TEAM	ADJ.	CONF.	ADJ CONF.
Average RPI Loss:	122	RECORD	PCT. RANK	GAMES	SCHEDULE	OF SCHEDULE	RPI	RPI	RPI	RPI
DIV. I ONLY	9- 17	263	2-8	147	137	234	234	11	11	
DIV. I NON-CONF.	7- 5	131	0	155	220	141	141	11	11	
<hr/>										
TOTALS	RPI 1-25	RPI 26-50	W-L RECORDS	RPI 51-100	RPI 101-150	RPI 150+				
9- 17	0- 4	0- 0	OVERALL	0- 1	0- 6	9- 6				
4- 8	0- 2	0- 0	HOME	0- 0	0- 3	4- 3				
2- 8	0- 1	0- 0	AWAY	0- 1	0- 3	2- 3				
3- 1	0- 1	0- 0	NEUTRAL	0- 0	0- 0	3- 0				
7- 5	0- 2	0- 0	NON-CONFERENCE	0- 0	0- 2	7- 1				
3- 2	0- 1	0- 0	HOME	0- 0	0- 1	3- 0				
1- 2	0- 0	0- 0	AWAY	0- 0	0- 1	1- 1				
3- 1	0- 1	0- 0	NEUTRAL	0- 0	0- 0	3- 0				
2- 12	0- 2	0- 0	CONFERENCE	0- 1	0- 4	2- 5				
1- 6	0- 1	0- 0	HOME	0- 0	0- 2	1- 3				
1- 6	0- 1	0- 0	AWAY	0- 1	0- 2	1- 2				
0- 0	0- 0	0- 0	NEUTRAL	0- 0	0- 0	0- 0				

RPI 1-25				RPI 26-50				RPI 51-100				RPI 101+ Team's RPI: 234			
RPI	S	Opponent	Score	RPI	S	Opponent	Score	RPI	S	Opponent	Score	RPI	S	Opponent	Score
9	H	Stanford	71 97					66	A	BYU	44 57	109	A	San Diego	50 54
11	N	Mississippi St.	38 73									117	H	Pacific	61 84
13	A	Gonzaga	38 56									119	H	Idaho	60 66
13	H	Gonzaga	46 69									136	A	Washington	54 73
												144	A	Portland	49 69
												144	H	Portland	66 73
												155	H	Saint Mary's (CA)	79 86
												159	A	UC Davis	67 79
												181	N	Houston	80 57
												190	A	Pepperdine	70 82
												190	H	Pepperdine	64 70
												203	A	Santa Clara	72 66
												203	H	Santa Clara	72 80
												223	A	Northern Colo.	90 83
												230	H	Cal St. Fullerton	71 63
												255	N	Bowling Green	64 56
												291	A	LMU (CA)	69 76
												291	H	LMU (CA)	70 68
												298	H	CSUN	79 61
												299	H	Sacramento St.	87 82
												304	N	UC Irvine	68 61
<hr/>															
LAST 10 Division I															
144	A	Portland	49 69	109	A	San Diego	50 54								
13	A	Gonzaga	38 56	66	A	BYU	44 57								
291	H	LMU (CA)	70 68	13	H	Gonzaga	46 69								
190	H	Pepperdine	64 70	144	H	Portland	66 73								
203	A	Santa Clara	72 66	190	A	Pepperdine	70 82								

Non-Div I Games:

San Francisco

■ Loss,
 ■ Non-Conf,
 ■ S Site,
 ■ Home
 ■ Away
 N Neutral

Average RPI Win:	227	WON-LOST	WINNING	LAST 10	STRENGTH OF	OPP. STRENGTH	TEAM	ADJ.	CONF.	ADJ CONF.
Average RPI Loss:	183	RECORD	PCT. RANK	GAMES	SCHEDULE	OF SCHEDULE	RPI	RPI	RPI	RPI
DIV. I ONLY	14- 10	121	6-4	249	215	165	165	17	17	
DIV. I NON-CONF.	5- 5	164	0	296	208	237	237	21	21	
TOTALS	RPI 1-25	RPI 26-50	W-L RECORDS	RPI 51-100	RPI 101-150	RPI 150+				
14- 10	0- 0	0- 0	OVERALL	0- 3	3- 0	11- 7				
8- 3	0- 0	0- 0	HOME	0- 1	3- 0	5- 2				
6- 5	0- 0	0- 0	AWAY	0- 1	0- 0	6- 4				
0- 2	0- 0	0- 0	NEUTRAL	0- 1	0- 0	0- 1				
5- 5	0- 0	0- 0	NON-CONFERENCE	0- 1	2- 0	3- 4				
4- 0	0- 0	0- 0	HOME	0- 0	2- 0	2- 0				
1- 3	0- 0	0- 0	AWAY	0- 0	0- 0	1- 3				
0- 2	0- 0	0- 0	NEUTRAL	0- 1	0- 0	0- 1				
9- 5	0- 0	0- 0	CONFERENCE	0- 2	1- 0	8- 3				
4- 3	0- 0	0- 0	HOME	0- 1	1- 0	3- 2				
5- 2	0- 0	0- 0	AWAY	0- 1	0- 0	5- 1				
0- 0	0- 0	0- 0	NEUTRAL	0- 0	0- 0	0- 0				

RPI	S	Opponent	Score	RPI	S	Opponent	Score	RPI	S	Opponent	Score	RPI	S	Opponent	Score	Team's RPI: 165
59	A	Fresno St.	76	78	59	H	Fresno St.	76	85	109	H	San Diego	88	82		
66	N	BYU	56	75	116	H	Boise St.	74	61	133	H	Buffalo	95	88		
					161	N	Northern Ariz.	64	67	196	A	Wyoming	45	80		
					199	H	UNLV	62	60	200	A	New Mexico	81	80		
					200	H	New Mexico	89	85	203	A	Santa Clara	81	89		
					226	A	CSU Bakersfield	71	75	241	H	San Diego St.	84	67		
					257	A	Nevada	72	70	257	H	Nevada	76	80		
					266	A	Colorado St.	58	53	267	A	UC Santa Barbara	73	70		
					285	A	Utah St.	76	61	299	H	Sacramento St.	73	67		
					303	A	Air Force	68	60	303	H	Air Force	66	67		
					304	A	UC Irvine	77	79	306	H	Eastern Wash.	84	66		
LAST 10 Division I																
303	H	Air Force	66	67	303	A	Air Force	68	60							
59	A	Fresno St.	76	78	200	H	New Mexico	89	85							
257	H	Nevada	76	80	199	H	UNLV	62	60							
196	A	Wyoming	45	80	266	A	Colorado St.	58	53							
116	H	Boise St.	74	61	257	A	Nevada	72	70							

Non-Div I Games: La Verne 128 62

San Jose St.

Santa Clara

Through Games Of Feb. 18, 2020

Average RPI Win:	187	WON-LOST	WINNING	LAST 10	STRENGTH OF	OPP. STRENGTH	TEAM	ADJ.	CONF.	ADJ CONF.
Average RPI Loss:	136	RECORD	PCT. RANK	GAMES	SCHEDULE	OF SCHEDULE	RPI	RPI	RPI	RPI
DIV. I ONLY	8- 16	264	1-9	85	132	203	203	11	11	
DIV. I NON-CONF.	5- 5	164	0	49	192	93	93	11	11	
TOTALS	RPI 1-25	RPI 26-50	W-L RECORDS	RPI 51-100	RPI 101-150	RPI 150+				
8- 16	0- 4	0- 0	OVERALL	1- 1	1- 4	6- 7				
4- 6	0- 1	0- 0	HOME	1- 0	1- 1	2- 4				
3- 9	0- 3	0- 0	AWAY	0- 1	0- 3	3- 2				
1- 1	0- 0	0- 0	NEUTRAL	0- 0	0- 0	1- 1				
5- 5	0- 2	0- 0	NON-CONFERENCE	1- 0	0- 1	4- 2				
2- 1	0- 0	0- 0	HOME	1- 0	0- 0	1- 1				
2- 3	0- 2	0- 0	AWAY	0- 0	0- 1	2- 0				
1- 1	0- 0	0- 0	NEUTRAL	0- 0	0- 0	1- 1				
3- 11	0- 2	0- 0	CONFERENCE	0- 1	1- 3	2- 5				
2- 5	0- 1	0- 0	HOME	0- 0	1- 1	1- 3				
1- 6	0- 1	0- 0	AWAY	0- 1	0- 2	1- 2				
0- 0	0- 0	0- 0	NEUTRAL	0- 0	0- 0	0- 0				

RPI 1-25				RPI 26-50				RPI 51-100				RPI 101+ Team's RPI: 203			
RPI	S	Opponent	Score	RPI	S	Opponent	Score	RPI	S	Opponent	Score	RPI	S	Opponent	Score
5	A	Missouri St.	64 71					59	H	Fresno St.	90 66	109	A	San Diego	47 50
13	A	Gonzaga	46 53					66	A	BYU	48 71	117	H	Pacific	75 65
13	H	Gonzaga	52 67									135	A	California	65 69
24	A	Arizona	52 65									144	A	Portland	62 84
												144	H	Portland	77 80
												155	H	Saint Mary's (CA)	87 95
												159	A	UC Davis	62 61
												165	H	San Jose St.	89 81
												172	N	Montana	68 58
												189	N	Delaware	80 81
												190	A	Pepperdine	71 79
												190	H	Pepperdine	61 79
												234	A	San Francisco	80 72
												234	H	San Francisco	66 72
												276	H	Long Beach St.	46 54
												291	A	LMU (CA)	59 75
												291	H	LMU (CA)	76 60
												298	A	CSUN	76 55
LAST 10 Division I															
13	A	Gonzaga	46 53	66	A	BYU	48 71								
144	A	Portland	62 84	109	A	San Diego	47 50								
190	H	Pepperdine	61 79	144	H	Portland	77 80								
291	H	LMU (CA)	76 60	13	H	Gonzaga	52 67								
234	H	San Francisco	66 72	291	A	LMU (CA)	59 75								

Non-Div I Games: UC Santa Cruz 109 51

Santa Clara

Loss, Non-Conf, S Site, H Home A Away N Neutral

Average RPI Win:	301	WON-LOST	WINNING	LAST 10	STRENGTH OF	OPP. STRENGTH	TEAM	ADJ.	CONF.	ADJ CONF.
Average RPI Loss:	216	RECORD	PCT. RANK	GAMES	SCHEDULE	OF SCHEDULE	RPI	RPI	RPI	RPI
DIV. I ONLY	9- 12	222	6-4	337	342	308	308	31	31	
DIV. I NON-CONF.	3- 7	252	0	261	304	295	295	32	32	
TOTALS	RPI 1-25	RPI 26-50	W-L RECORDS	RPI 51-100	RPI 101-150	RPI 150+				
9- 12	0- 0	0- 0	OVERALL	0- 1	0- 2	9- 9				
7- 4	0- 0	0- 0	HOME	0- 1	0- 1	7- 2				
2- 8	0- 0	0- 0	AWAY	0- 0	0- 1	2- 7				
0- 0	0- 0	0- 0	NEUTRAL	0- 0	0- 0	0- 0				
3- 7	0- 0	0- 0	NON-CONFERENCE	0- 1	0- 2	3- 4				
2- 2	0- 0	0- 0	HOME	0- 1	0- 1	2- 0				
1- 5	0- 0	0- 0	AWAY	0- 0	0- 1	1- 4				
0- 0	0- 0	0- 0	NEUTRAL	0- 0	0- 0	0- 0				
6- 5	0- 0	0- 0	CONFERENCE	0- 0	0- 0	6- 5				
5- 2	0- 0	0- 0	HOME	0- 0	0- 0	5- 2				
1- 3	0- 0	0- 0	AWAY	0- 0	0- 0	1- 3				
0- 0	0- 0	0- 0	NEUTRAL	0- 0	0- 0	0- 0				

RPI 1-25			RPI 26-50			RPI 51-100			RPI 101+			Team's RPI: 308
RPI	S	Opponent	Score	RPI	S	Opponent	Score	RPI	S	Opponent	Score	
						87 H Montana St.	65 73	119 H Idaho			84 90	
								136 A Washington			46 78	
								161 A Northern Ariz.			80 88	
								180 A Idaho St.			48 73	
								218 H Grand Canyon			48 56	
								222 H UMKC			65 76	
								226 H CSU Bakersfield			63 57	
								230 A Cal St. Fullerton			63 81	
								276 H Long Beach St.			66 54	
								285 A Utah St.			63 70	
								288 A California Baptist			83 49	
								299 H Sacramento St.			88 84	
								313 A Cal Poly			72 49	
								316 A New Mexico St.			65 83	
								316 H New Mexico St.			67 57	
								317 A UTRGV			81 85	
								317 H UTRGV			78 70	
								325 A Utah Valley			58 70	
								325 H Utah Valley			82 80	
								348 H Chicago St.			80 51	
LAST 10 Division I												
						317 H UTRGV	78 70	218 H Grand Canyon			48 56	
						316 H New Mexico St.	67 57	316 A New Mexico St.			65 83	
						325 H Utah Valley	82 80	317 A UTRGV			81 85	
						288 A California Baptist	83 49	325 A Utah Valley			58 70	
						226 H CSU Bakersfield	63 57	348 H Chicago St.			80 51	

Non-Div I Games: Warner Pacific 89 47 Saint Martin's 91 81 Central Wash. 75 65

Seattle U

Average RPI Win:	169	WON-LOST	WINNING	LAST 10	STRENGTH OF	OPP. STRENGTH	TEAM	ADJ.	CONF.	ADJ CONF.
Average RPI Loss:	51	RECORD	PCT. RANK	GAMES	SCHEDULE	OF SCHEDULE	RPI	RPI	RPI	RPI
DIV. I ONLY	16- 10	100	6-4	51	76	69	69	6	6	
DIV. I NON-CONF.	7- 4	100	0	62	133	90	90	6	6	
TOTALS	RPI 1-25	RPI 26-50	W-L RECORDS	RPI 51-100	RPI 101-150	RPI 150+				
16- 10	0- 4	2- 2	OVERALL	2- 3	4- 1	8- 0				
8- 5	0- 3	2- 0	HOME	0- 2	2- 0	4- 0				
6- 4	0- 1	0- 2	AWAY	2- 0	1- 1	3- 0				
2- 1	0- 0	0- 0	NEUTRAL	0- 1	1- 0	1- 0				
7- 4	0- 2	0- 0	NON-CONFERENCE	0- 1	2- 1	5- 0				
4- 2	0- 2	0- 0	HOME	0- 0	1- 0	3- 0				
1- 1	0- 0	0- 0	AWAY	0- 0	0- 1	1- 0				
2- 1	0- 0	0- 0	NEUTRAL	0- 1	1- 0	1- 0				
9- 6	0- 2	2- 2	CONFERENCE	2- 2	2- 0	3- 0				
4- 3	0- 1	2- 0	HOME	0- 2	1- 0	1- 0				
5- 3	0- 1	0- 2	AWAY	2- 0	1- 0	2- 0				
0- 0	0- 0	0- 0	NEUTRAL	0- 0	0- 0	0- 0				

RPI 1-25				RPI 26-50				RPI 51-100 Team's RPI: 69				RPI 101+			
RPI	S	Opponent	Score	RPI	S	Opponent	Score	RPI	S	Opponent	Score	RPI	S	Opponent	Score
7	H	UConn	78 92	33	A	Marquette	60 81	69	H	St. John's (NY)	66 82	101	N	Vanderbilt	69 65
16	H	Princeton	76 78	33	H	Marquette	72 60	74	N	Georgia Tech	54 79	118	H	VCU	53 33
20	A	DePaul	68 85	40	A	Creighton	66 78	94	A	Butler	67 62	129	A	Lehigh	68 75
20	H	DePaul	76 86	40	H	Creighton	82 70	99	A	Villanova	65 63	141	A	Providence	71 45
								99	H	Villanova	55 61	141	H	Providence	97 55
												185	H	Lafayette	74 50
												227	A	Iona	89 37
												228	N	Saint Joseph's	55 39
												244	H	Fairfield	74 44
												247	A	Georgetown	61 47
												247	H	Georgetown	79 60
												252	A	Xavier	83 61
												310	H	Sacred Heart	95 69
LAST 10 Division I															
				40	A	Creighton	66 78	247	A	Georgetown	61 47				
				141	A	Providence	71 45	69	H	St. John's (NY)	66 82				
				20	H	DePaul	76 86	141	H	Providence	97 55				
				33	H	Marquette	72 60	40	H	Creighton	82 70				
				99	A	Villanova	65 63	33	A	Marquette	60 81				

Non-Div I Games:

Seton Hall

■ Loss,
■ Non-Conf,
■ S Site,
■ H Home
■ A Away
N Neutral

Average RPI Win: 281		WON-LOST	WINNING	LAST 10	STRENGTH OF	OPP. STRENGTH	TEAM	ADJ.	CONF.	ADJ CONF.
Average RPI Loss: 172		RECORD	PCT. RANK	GAMES	SCHEDULE	OF SCHEDULE	RPI	RPI	RPI	RPI
DIV. I ONLY		8- 15	257	6-4	200	329	275	275	24	24
DIV. I NON-CONF.		2- 7	288	0	129	344	287	287	25	25
TOTALS	RPI 1-25		RPI 26-50		W-L RECORDS		RPI 51-100		RPI 101-150	RPI 150+
8- 15	0- 0		0- 0		OVERALL		0- 5		0- 2	8- 8
5- 6	0- 0		0- 0		HOME		0- 2		0- 0	5- 4
3- 9	0- 0		0- 0		AWAY		0- 3		0- 2	3- 4
0- 0	0- 0		0- 0		NEUTRAL		0- 0		0- 0	0- 0
2- 7	0- 0		0- 0		NON-CONFERENCE		0- 2		0- 2	2- 3
2- 1	0- 0		0- 0		HOME		0- 0		0- 0	2- 1
0- 6	0- 0		0- 0		AWAY		0- 2		0- 2	0- 2
0- 0	0- 0		0- 0		NEUTRAL		0- 0		0- 0	0- 0
6- 8	0- 0		0- 0		CONFERENCE		0- 3		0- 0	6- 5
3- 5	0- 0		0- 0		HOME		0- 2		0- 0	3- 3
3- 3	0- 0		0- 0		AWAY		0- 1		0- 0	3- 2
0- 0	0- 0		0- 0		NEUTRAL		0- 0		0- 0	0- 0

RPI 1-25				RPI 26-50				RPI 51-100				RPI 101+				Team's RPI: 275	
RPI	S	Opponent	Score	RPI	S	Opponent	Score	RPI	S	Opponent	Score	RPI	S	Opponent	Score		
								61	A	Penn	44 92	103	A	Colgate	51 88		
								64	H	Marist	55 78	149	A	Massachusetts	55 61		
								96	A	Harvard	51 68	168	H	Binghamton	62 89		
								96	A	Rider	66 70	184	A	Quinnipiac	68 60		
								96	H	Rider	38 69	184	H	Quinnipiac	52 66		
												194	A	Fla. Atlantic	39 83		
												219	A	Manhattan	59 49		
												219	H	Manhattan	50 80		
												244	H	Fairfield	35 65		
												264	A	Niagara	61 68		
												264	H	Niagara	59 54		
												279	H	Monmouth	51 39		
												310	H	Sacred Heart	68 57		
												314	H	Albany (NY)	52 46		
												319	A	Fairleigh Dickinson	58 67		
												326	A	Saint Peter's	83 87		
												340	A	Canisius	68 63		
												340	H	Canisius	72 43		
LAST 10 Division I																	
				64	H	Marist	55 78	264	H	Niagara	59 54						
				96	H	Rider	38 69	279	H	Monmouth	51 39						
				184	A	Quinnipiac	68 60	96	A	Rider	66 70						
				219	A	Manhattan	59 49	219	H	Manhattan	50 80						
				340	H	Canisius	72 43	340	A	Canisius	68 63						

Non-Div I Games:

Siena

■ Loss, ■ Non-Conf, S Site, H Home A Away N Neutral

South Alabama

Through Games Of Feb. 18, 2020

Average RPI Win:	260	WON-LOST	WINNING	LAST 10	STRENGTH OF	OPP. STRENGTH	TEAM	ADJ.	CONF.	ADJ CONF.
Average RPI Loss:	138	RECORD	PCT. RANK	GAMES	SCHEDULE	OF SCHEDULE	RPI	RPI	RPI	RPI
DIV. I ONLY	10- 13	217	6-4	232	207	236	236	21	21	
DIV. I NON-CONF.	3- 7	252	0	250	66	288	288	19	19	
TOTALS	RPI 1-25	RPI 26-50	W-L RECORDS	RPI 51-100	RPI 101-150	RPI 150+				
10- 13	0- 0	0- 2	OVERALL	1- 3	0- 3	9- 5				
6- 6	0- 0	0- 1	HOME	1- 2	0- 2	5- 1				
4- 7	0- 0	0- 1	AWAY	0- 1	0- 1	4- 4				
0- 0	0- 0	0- 0	NEUTRAL	0- 0	0- 0	0- 0				
3- 7	0- 0	0- 1	NON-CONFERENCE	1- 1	0- 2	2- 3				
2- 4	0- 0	0- 1	HOME	1- 1	0- 1	1- 1				
1- 3	0- 0	0- 0	AWAY	0- 0	0- 1	1- 2				
0- 0	0- 0	0- 0	NEUTRAL	0- 0	0- 0	0- 0				
7- 6	0- 0	0- 1	CONFERENCE	0- 2	0- 1	7- 2				
4- 2	0- 0	0- 0	HOME	0- 1	0- 1	4- 0				
3- 4	0- 0	0- 1	AWAY	0- 1	0- 0	3- 2				
0- 0	0- 0	0- 0	NEUTRAL	0- 0	0- 0	0- 0				

RPI S	Opponent	Score	RPI S	Opponent	Score	RPI S	Opponent	Score	RPI S	Opponent	Score	Team's RPI: 236
47	H Rutgers	56 77	48	A Troy	68 85	79	H Alabama	62 74	105	H Auburn	62 82	
						82	A Coastal Caro.	73 76	107	H UT Arlington	45 68	
						82	H Coastal Caro.	62 71	127	A UAB	61 77	
						95	H A&M-Corpus Christi	83 82	158	A Tulane	62 53	
									187	H Miami (OH)	73 76	
									202	A Louisiana	68 73	
									202	H Louisiana	78 63	
									209	A Southern Miss.	55 62	
									239	A Appalachian St.	59 71	
									239	H Appalachian St.	81 66	
									259	H Texas St.	78 76	
									284	A ETSU	60 65	
									301	A Ga. Southern	71 65	
									309	A Georgia St.	81 64	
									336	H Tennessee St.	70 48	
									350	A La.-Monroe	73 39	
									350	H La.-Monroe	72 63	
LAST 10 Division I												
82	A Coastal Caro.	73 76	259	H Texas St.	78 76							
239	A Appalachian St.	59 71	107	H UT Arlington	45 68							
350	A La.-Monroe	73 39	301	A Ga. Southern	71 65							
202	H Louisiana	78 63	309	A Georgia St.	81 64							
48	A Troy	68 85	350	H La.-Monroe	72 63							

Non-Div I Games: William Carey 68 52 Mobile 103 59

South Alabama

Loss, Non-Conf, S Site, H Home A Away N Neutral

South Carolina

Through Games Of Feb. 18, 2020

Average RPI Win:	101	WON-LOST	WINNING	LAST 10	STRENGTH OF	OPP. STRENGTH	TEAM	ADJ.	CONF.	ADJ CONF.
Average RPI Loss:	18	RECORD	PCT. RANK	GAMES	SCHEDULE	OF SCHEDULE	RPI	RPI	RPI	RPI
DIV. I ONLY	25- 1	1	10-0	13	2	2	2	4	4	
DIV. I NON-CONF.	13- 1	9	1-0	21	5	3	3	5	5	
TOTALS	RPI 1-25	RPI 26-50	W-L RECORDS	RPI 51-100	RPI 101-150	RPI 150+				
25- 1	5- 1	6- 0	OVERALL	5- 0	4- 0	5- 0				
13- 0	3- 0	4- 0	HOME	1- 0	2- 0	3- 0				
10- 0	1- 0	2- 0	AWAY	3- 0	2- 0	2- 0				
2- 1	1- 1	0- 0	NEUTRAL	1- 0	0- 0	0- 0				
13- 1	3- 1	4- 0	NON-CONFERENCE	2- 0	0- 0	4- 0				
7- 0	1- 0	3- 0	HOME	0- 0	0- 0	3- 0				
4- 0	1- 0	1- 0	AWAY	1- 0	0- 0	1- 0				
2- 1	1- 1	0- 0	NEUTRAL	1- 0	0- 0	0- 0				
12- 0	2- 0	2- 0	CONFERENCE	3- 0	4- 0	1- 0				
6- 0	2- 0	1- 0	HOME	1- 0	2- 0	0- 0				
6- 0	0- 0	1- 0	AWAY	2- 0	2- 0	1- 0				
0- 0	0- 0	0- 0	NEUTRAL	0- 0	0- 0	0- 0				

RPI	S	Opponent	Score	RPI	S	Opponent	Score	RPI	S	Opponent	Score	RPI	S	Opponent	Score
3	A	Maryland	63 54	31	H	Duke	89 46	56	H	Tennessee	69 48	101	A	Vanderbilt	93 57
4	N	Baylor	74 59	34	H	Purdue	85 49	76	A	Temple	78 71	101	H	Vanderbilt	95 44
7	H	UConn	70 52	37	A	Arkansas	86 65	79	A	Alabama	93 78	105	H	Auburn	79 53
11	H	Mississippi St.	81 79	37	H	Arkansas	91 82	83	A	Georgia	88 53	140	A	Missouri	78 45
18	N	Indiana	57 71	39	H	South Dakota	73 60	98	N	Washington St.	68 53	220	A	Clemson	84 48
23	H	Kentucky	99 72	50	A	Dayton	75 49					239	H	Appalachian St.	92 50
												281	A	Ole Miss	87 32
												328	H	Alabama St.	103 43
												330	H	USC Upstate	112 32
LAST 10 Division I															
101	H	Vanderbilt	95 44	281	A	Ole Miss	87 32								
105	H	Auburn	79 53	83	A	Georgia	88 53								
7	H	UConn	70 52	11	H	Mississippi St.	81 79								
37	A	Arkansas	86 65	140	A	Missouri	78 45								
56	H	Tennessee	69 48	101	A	Vanderbilt	93 57								

Non-Div I Games:

South Carolina

Loss, Non-Conf, S Site, H Home A Away N Neutral

Average RPI Win:	331	WON-LOST	WINNING	LAST 10	STRENGTH OF	OPP. STRENGTH	TEAM	ADJ.	CONF.	ADJ CONF.
Average RPI Loss:	242	RECORD	PCT. RANK	GAMES	SCHEDULE	OF SCHEDULE	RPI	RPI	RPI	RPI
DIV. I ONLY	3- 22	338	1-9	343	348	349	349	29	29	
DIV. I NON-CONF.	1- 12	335	0	320	346	347	347	29	29	
TOTALS	RPI 1-25	RPI 26-50	W-L RECORDS	RPI 51-100	RPI 101-150	RPI 150+				
3- 22	0- 0	0- 0	OVERALL	0- 1	0- 1	3- 20				
1- 10	0- 0	0- 0	HOME	0- 0	0- 1	1- 9				
2- 11	0- 0	0- 0	AWAY	0- 1	0- 0	2- 10				
0- 1	0- 0	0- 0	NEUTRAL	0- 0	0- 0	0- 1				
1- 12	0- 0	0- 0	NON-CONFERENCE	0- 1	0- 0	1- 11				
0- 5	0- 0	0- 0	HOME	0- 0	0- 0	0- 5				
1- 6	0- 0	0- 0	AWAY	0- 1	0- 0	1- 5				
0- 1	0- 0	0- 0	NEUTRAL	0- 0	0- 0	0- 1				
2- 10	0- 0	0- 0	CONFERENCE	0- 0	0- 1	2- 9				
1- 5	0- 0	0- 0	HOME	0- 0	0- 1	1- 4				
1- 5	0- 0	0- 0	AWAY	0- 0	0- 0	1- 5				
0- 0	0- 0	0- 0	NEUTRAL	0- 0	0- 0	0- 0				

RPI S	Opponent	Score	RPI S	Opponent	Score	RPI S	Opponent	Score	RPI S	Opponent	Score	Team's RPI: 349
						82 A	Coastal Caro.	44 85	111 H	Bethune-Cookman	55 66	
									157 A	N.C. A&T	55 66	
									162 N	North Ala.	46 99	
									191 H	Radford	45 60	
									193 A	Norfolk St.	42 76	
									199 A	UNLV	57 66	
									212 H	North Dakota	53 95	
									245 A	UNC Asheville	51 82	
									246 A	Morgan St.	47 77	
									246 H	Morgan St.	47 60	
									248 A	Howard	47 78	
									253 H	Col. of Charleston	55 76	
									269 A	UNCW	46 84	
									270 H	Delaware St.	64 76	
									307 H	Presbyterian	49 70	
									309 A	Georgia St.	52 77	
									312 A	N.C. Central	49 90	
									322 H	Mercer	55 66	
									323 H	UMES	60 55	
									327 A	Coppin St.	71 60	
									327 H	Coppin St.	42 61	
									330 A	USC Upstate	47 58	
									343 H	Florida A&M	39 44	
									344 A	Charleston So.	81 75	
LAST 10 Division I												
			246 H	Morgan St.	47 60		111 H	Bethune-Cookman	55 66			
			327 H	Coppin St.	42 61		193 A	Norfolk St.	42 76			
			270 H	Delaware St.	64 76		323 H	UMES	60 55			
			157 A	N.C. A&T	55 66		343 H	Florida A&M	39 44			
			312 A	N.C. Central	49 90		248 A	Howard	47 78			

Non-Div I Games:

South Carolina St.

Loss, Non-Conf, S Site, H Home A Away N Neutral

South Dakota

Through Games Of Feb. 18, 2020

Average RPI Win:	195	WON-LOST	WINNING	LAST 10	STRENGTH OF	OPP. STRENGTH	TEAM	ADJ.	CONF.	ADJ CONF.
Average RPI Loss:	4	RECORD	PCT. RANK	GAMES	SCHEDULE	OF SCHEDULE	RPI	RPI	RPI	RPI
DIV. I ONLY	23- 2	7	10-0	217	90	39	39	19	19	
DIV. I NON-CONF.	10- 2	29	0	74	2	18	18	18	18	
TOTALS	RPI 1-25	RPI 26-50	W-L RECORDS	RPI 51-100	RPI 101-150	RPI 150+				
23- 2	1- 2	2- 0	OVERALL	1- 0	4- 0	15- 0				
11- 1	0- 1	2- 0	HOME	1- 0	1- 0	7- 0				
10- 1	0- 1	0- 0	AWAY	0- 0	3- 0	7- 0				
2- 0	1- 0	0- 0	NEUTRAL	0- 0	0- 0	1- 0				
10- 2	1- 2	2- 0	NON-CONFERENCE	0- 0	4- 0	3- 0				
5- 1	0- 1	2- 0	HOME	0- 0	1- 0	2- 0				
3- 1	0- 1	0- 0	AWAY	0- 0	3- 0	0- 0				
2- 0	1- 0	0- 0	NEUTRAL	0- 0	0- 0	1- 0				
13- 0	0- 0	0- 0	CONFERENCE	1- 0	0- 0	12- 0				
6- 0	0- 0	0- 0	HOME	1- 0	0- 0	5- 0				
7- 0	0- 0	0- 0	AWAY	0- 0	0- 0	7- 0				
0- 0	0- 0	0- 0	NEUTRAL	0- 0	0- 0	0- 0				

RPI 1-25				RPI 26-50				Team's RPI: 39				RPI 51-100				RPI 101+			
RPI	S	Opponent	Score	RPI	S	Opponent	Score	RPI	S	Opponent	Score	RPI	S	Opponent	Score	RPI	S	Opponent	Score
2	A	South Carolina	60 73	36	H	Drake	102 94	86	H	South Dakota St.	83 48	112	A	Utah	84 81				
5	H	Missouri St.	66 74	40	H	Creighton	72 65					126	A	Northeastern	80 76				
22	N	Ohio St.	68 53									139	A	Green Bay	66 60				
												140	H	Missouri	72 56				
												172	H	Montana	96 64				
												179	N	Northern Ill.	91 48				
												195	A	Western Ill.	96 65				
												195	H	Western Ill.	88 51				
												210	A	Oral Roberts	77 73				
												210	H	Oral Roberts	79 56				
												212	A	North Dakota	93 46				
												258	A	Denver	92 60				
												258	H	Denver	104 61				
												292	A	North Dakota St.	80 36				
												311	A	Omaha	71 39				
												311	H	Omaha	77 44				
												327	H	Coppin St.	82 44				
												331	A	Purdue Fort Wayne	62 41				
												331	H	Purdue Fort Wayne	79 25				
LAST 10 Division I																			
210	A	Oral Roberts	77 73	210	H	Oral Roberts	79 56												
195	H	Western Ill.	88 51	331	H	Purdue Fort Wayne	79 25												
212	A	North Dakota	93 46	86	H	South Dakota St.	83 48												
258	A	Denver	92 60	292	A	North Dakota St.	80 36												
311	A	Omaha	71 39	311	H	Omaha	77 44												

Non-Div I Games: Mt. Marty 110 39

South Dakota

Loss, Non-Conf, S Site, H Home A Away N Neutral

Average RPI Win:	221	WON-LOST	WINNING	LAST 10	STRENGTH OF	OPP. STRENGTH	TEAM	ADJ.	CONF.	ADJ CONF.
Average RPI Loss:	57	RECORD	PCT. RANK	GAMES	SCHEDULE	OF SCHEDULE	RPI	RPI	RPI	RPI
DIV. I ONLY	18- 8	61	8-2	141	110	86	86	19	19	
DIV. I NON-CONF.	7- 6	161	0	25	10	64	64	18	18	
TOTALS	RPI 1-25	RPI 26-50	W-L RECORDS	RPI 51-100	RPI 101-150	RPI 150+				
18- 8	0- 2	0- 5	OVERALL	2- 0	2- 0	14- 1				
10- 3	0- 1	0- 1	HOME	1- 0	0- 0	9- 1				
6- 4	0- 1	0- 3	AWAY	0- 0	1- 0	5- 0				
2- 1	0- 0	0- 1	NEUTRAL	1- 0	1- 0	0- 0				
7- 6	0- 2	0- 4	NON-CONFERENCE	2- 0	2- 0	3- 0				
4- 2	0- 1	0- 1	HOME	1- 0	0- 0	3- 0				
1- 3	0- 1	0- 2	AWAY	0- 0	1- 0	0- 0				
2- 1	0- 0	0- 1	NEUTRAL	1- 0	1- 0	0- 0				
11- 2	0- 0	0- 1	CONFERENCE	0- 0	0- 0	11- 1				
6- 1	0- 0	0- 0	HOME	0- 0	0- 0	6- 1				
5- 1	0- 0	0- 1	AWAY	0- 0	0- 0	5- 0				
0- 0	0- 0	0- 0	NEUTRAL	0- 0	0- 0	0- 0				

RPI 1-25				RPI 26-50				RPI 51-100 Team's RPI: 86				RPI 101+			
RPI	S	Opponent	Score	RPI	S	Opponent	Score	RPI	S	Opponent	Score	RPI	S	Opponent	Score
1	A	Oregon	56 95	29	N	FGCU	70 71	66	N	South Fla.	61 50	110	N	Notre Dame	65 59
17	H	Central Mich.	74 79	33	H	Marquette	58 65	87	H	Montana St.	60 50	139	A	Green Bay	60 55
				36	A	Drake	67 74					195	A	Western Ill.	89 48
				39	A	South Dakota	48 83					195	H	Western Ill.	75 45
				40	A	Creighton	48 61					196	H	Wyoming	67 40
												198	H	Chattanooga	71 56
												210	A	Oral Roberts	76 61
												210	H	Oral Roberts	58 44
												212	H	North Dakota	99 64
												258	A	Denver	86 79
												258	H	Denver	62 72
												292	H	North Dakota St.	60 52
												311	A	Omaha	68 51
												311	H	Omaha	69 59
												327	H	Coppin St.	94 41
												331	A	Purdue Fort Wayne	100 69
												331	H	Purdue Fort Wayne	89 43
LAST 10 Division I															
331	H	Purdue Fort Wayne	89 43	292	H	North Dakota St.	60 52								
258	H	Denver	62 72	39	A	South Dakota	48 83								
311	H	Omaha	69 59	212	H	North Dakota	99 64								
210	A	Oral Roberts	76 61	331	A	Purdue Fort Wayne	100 69								
195	A	Western Ill.	89 48	258	A	Denver	86 79								

Non-Div I Games: Dakota Wesleyan 77 46

South Dakota St.

Average RPI Win:	169	WON-LOST	WINNING	LAST 10	STRENGTH OF	OPP. STRENGTH	TEAM	ADJ.	CONF.	ADJ CONF.
Average RPI Loss:	64	RECORD	PCT. RANK	GAMES	SCHEDULE	OF SCHEDULE	RPI	RPI	RPI	RPI
DIV. I ONLY	15- 10	110	6-4	31	87	66	66	9	9	
DIV. I NON-CONF.	8- 6	138	0	38	152	101	101	9	9	
TOTALS	RPI 1-25	RPI 26-50	W-L RECORDS	RPI 51-100	RPI 101-150	RPI 150+				
15- 10	0- 3	1- 2	OVERALL	2- 3	3- 1	9- 1				
12- 2	0- 1	1- 1	HOME	2- 0	2- 0	7- 0				
3- 4	0- 1	0- 0	AWAY	0- 2	1- 0	2- 1				
0- 4	0- 1	0- 1	NEUTRAL	0- 1	0- 1	0- 0				
8- 6	0- 2	1- 1	NON-CONFERENCE	0- 1	2- 1	5- 1				
8- 0	0- 0	1- 0	HOME	0- 0	2- 0	5- 0				
0- 2	0- 1	0- 0	AWAY	0- 0	0- 0	0- 1				
0- 4	0- 1	0- 1	NEUTRAL	0- 1	0- 1	0- 0				
7- 4	0- 1	0- 1	CONFERENCE	2- 2	1- 0	4- 0				
4- 2	0- 1	0- 1	HOME	2- 0	0- 0	2- 0				
3- 2	0- 0	0- 0	AWAY	0- 2	1- 0	2- 0				
0- 0	0- 0	0- 0	NEUTRAL	0- 0	0- 0	0- 0				

RPI 1-25				RPI 26-50				RPI 51-100 Team's RPI: 66				RPI 101+			
RPI	S	Opponent	Score	RPI	S	Opponent	Score	RPI	S	Opponent	Score	RPI	S	Opponent	Score
4	A	Baylor	46 58	29	N	FGCU	77 81	76	A	Temple	66 69	110	N	Notre Dame	51 67
7	H	UConn	47 67	41	H	Texas	64 57	76	H	Temple	99 51	118	H	VCU	77 55
11	N	Mississippi St.	61 86	43	H	UCF	57 64	77	A	Cincinnati	55 60	119	H	Idaho	67 64
								77	H	Cincinnati	76 68	147	A	Wichita St.	56 50
								86	N	South Dakota St.	50 61	158	A	Tulane	53 43
												158	H	Tulane	63 56
												174	H	Jacksonville	70 39
												181	H	Houston	74 45
												199	A	UNLV	51 61
												216	H	Brown	70 60
												242	A	Tulsa	68 52
												248	H	Howard	82 53
												256	H	Saint Francis (PA)	62 23
												328	H	Alabama St.	80 29
LAST 10 Division I															
				7	H	UConn	47 67	158	H	Tulane	63 56				
				158	A	Tulane	53 43	147	A	Wichita St.	56 50				
				76	H	Temple	99 51	43	H	UCF	57 64				
				77	A	Cincinnati	55 60	76	A	Temple	66 69				
				181	H	Houston	74 45	242	A	Tulsa	68 52				

Non-Div I Games:

South Fla.

■ Loss,
 ■ Non-Conf,
 ■ S Site,
 ■ Home
 ■ A Away
 N Neutral

Average RPI Win:	247	WON-LOST	WINNING	LAST 10	STRENGTH OF	OPP. STRENGTH	TEAM	ADJ.	CONF.	ADJ CONF.
Average RPI Loss:	151	RECORD	PCT. RANK	GAMES	SCHEDULE	OF SCHEDULE	RPI	RPI	RPI	RPI
DIV. I ONLY	18- 5	35	10-0	336	228	123	123	20	20	
DIV. I NON-CONF.	6- 3	90	0	344	142	175	175	23	23	
TOTALS	RPI 1-25	RPI 26-50	W-L RECORDS	RPI 51-100	RPI 101-150	RPI 150+				
18- 5	0- 0	0- 0	OVERALL	2- 2	0- 0	16- 3				
9- 1	0- 0	0- 0	HOME	2- 1	0- 0	7- 0				
9- 4	0- 0	0- 0	AWAY	0- 1	0- 0	9- 3				
0- 0	0- 0	0- 0	NEUTRAL	0- 0	0- 0	0- 0				
6- 3	0- 0	0- 0	NON-CONFERENCE	1- 1	0- 0	5- 2				
2- 0	0- 0	0- 0	HOME	1- 0	0- 0	1- 0				
4- 3	0- 0	0- 0	AWAY	0- 1	0- 0	4- 2				
0- 0	0- 0	0- 0	NEUTRAL	0- 0	0- 0	0- 0				
12- 2	0- 0	0- 0	CONFERENCE	1- 1	0- 0	11- 1				
7- 1	0- 0	0- 0	HOME	1- 1	0- 0	6- 0				
5- 1	0- 0	0- 0	AWAY	0- 0	0- 0	5- 1				
0- 0	0- 0	0- 0	NEUTRAL	0- 0	0- 0	0- 0				

RPI S	Opponent	Score	RPI S	Opponent	Score	RPI S	Opponent	Score	RPI S	Opponent	Score	Team's RPI: 123
						60	H Belmont	45 57	173	A Eastern Mich.	64 69	
						62	H UT Martin	71 69	175	A Austin Peay	79 66	
						80	H Southern Ill.	79 65	175	H Austin Peay	81 43	
						93	A Saint Louis	61 76	195	A Western Ill.	91 97	
									197	H Tennessee Tech	87 72	
									225	A Eastern Ill.	77 65	
									235	A Murray St.	62 70	
									235	H Murray St.	88 73	
									260	A Arkansas St.	79 67	
									265	A Eastern Ky.	60 44	
									271	A Morehead St.	67 61	
									274	H Jacksonville St.	79 52	
									278	A Indiana St.	68 58	
									281	A Ole Miss	70 53	
									324	H Evansville	83 60	
									331	A Purdue Fort Wayne	58 48	
									334	A SIUE	66 56	
									334	H SIUE	80 57	
									336	H Tennessee St.	83 54	
LAST 10 Division I												
			334	H SIUE	80 57		271	A Morehead St.	67 61			
			62	H UT Martin	71 69		225	A Eastern Ill.	77 65			
			197	H Tennessee Tech	87 72		334	A SIUE	66 56			
			274	H Jacksonville St.	79 52		235	H Murray St.	88 73			
			265	A Eastern Ky.	60 44		175	H Austin Peay	81 43			

Non-Div I Games: Harris-Stowe 106 64 Mo.-St. Louis 70 56

Southeast Mo. St.

Loss, Non-Conf, S Site, H Home A Away N Neutral

Average RPI Win:	250	WON-LOST	WINNING	LAST 10	STRENGTH OF	OPP. STRENGTH	TEAM	ADJ.	CONF.	ADJ CONF.
Average RPI Loss:	175	RECORD	PCT. RANK	GAMES	SCHEDULE	OF SCHEDULE	RPI	RPI	RPI	RPI
DIV. I ONLY	9- 13	237	5-5	254	288	238	238	23	23	
DIV. I NON-CONF.	2- 6	279	0	195	252	248	248	24	24	
TOTALS	RPI 1-25	RPI 26-50	W-L RECORDS	RPI 51-100	RPI 101-150	RPI 150+				
9- 13	0- 0	0- 1	OVERALL	1- 2	1- 1	7- 9				
5- 3	0- 0	0- 0	HOME	1- 0	1- 0	3- 3				
4- 10	0- 0	0- 1	AWAY	0- 2	0- 1	4- 6				
0- 0	0- 0	0- 0	NEUTRAL	0- 0	0- 0	0- 0				
2- 6	0- 0	0- 1	NON-CONFERENCE	0- 1	1- 0	1- 4				
1- 0	0- 0	0- 0	HOME	0- 0	1- 0	0- 0				
1- 6	0- 0	0- 1	AWAY	0- 1	0- 0	1- 4				
0- 0	0- 0	0- 0	NEUTRAL	0- 0	0- 0	0- 0				
7- 7	0- 0	0- 0	CONFERENCE	1- 1	0- 1	6- 5				
4- 3	0- 0	0- 0	HOME	1- 0	0- 0	3- 3				
3- 4	0- 0	0- 0	AWAY	0- 1	0- 1	3- 2				
0- 0	0- 0	0- 0	NEUTRAL	0- 0	0- 0	0- 0				

RPI S	Opponent	Score	RPI S	Opponent	Score	RPI S	Opponent	Score	RPI S	Opponent	Score	Team's RPI: 238
26	A LSU	52 62	79	A Alabama	50 87	125	A Abilene Christian	53 61				
			89	A SFA	51 77	143	H Jackson St.	63 59				
			95	H A&M-Corpus Christi	48 44	151	A Sam Houston St.	75 81				
						151	H Sam Houston St.	69 84				
						152	H New Orleans	73 57				
						181	A Houston	65 78				
						202	A Louisiana	50 60				
						209	A Southern Miss.	54 62				
						224	H Central Ark.	63 42				
						240	A Louisiana Tech	78 92				
						268	H Lamar University	57 65				
						277	A Nicholls St.	49 54				
						277	H Nicholls St.	65 67				
						286	H Incarnate Word	58 44				
						318	A Houston Baptist	69 59				
						337	A Northwestern St.	72 56				
						341	A McNeese	74 67				
						350	A La.-Monroe	65 52				
LAST 10 Division I												
277	A Nicholls St.	49 54	337	A Northwestern St.	72 56							
151	A Sam Houston St.	75 81	341	A McNeese	74 67							
286	H Incarnate Word	58 44	125	A Abilene Christian	53 61							
152	H New Orleans	73 57	277	H Nicholls St.	65 67							
224	H Central Ark.	63 42	151	H Sam Houston St.	69 84							

Non-Div I Games: LSU-Alexandria 89 67

Southeastern La.

■ Loss,
 ■ Non-Conf, S Site,
 ■ Home
 ■ Away
 N Neutral

Average RPI Win:	166	WON-LOST	WINNING	LAST 10	STRENGTH OF	OPP. STRENGTH	TEAM	ADJ.	CONF.	ADJ CONF.
Average RPI Loss:	56	RECORD	PCT. RANK	GAMES	SCHEDULE	OF SCHEDULE	RPI	RPI	RPI	RPI
DIV. I ONLY	13- 12	172	5-5	25	37	75	75	1	1	
DIV. I NON-CONF.	8- 3	68	0	211	176	107	107	1	1	
TOTALS	RPI 1-25	RPI 26-50	W-L RECORDS	RPI 51-100	RPI 101-150	RPI 150+				
13- 12	2- 6	0- 2	OVERALL	3- 2	2- 1	6- 1				
9- 4	2- 3	0- 1	HOME	2- 0	1- 0	4- 0				
3- 7	0- 3	0- 1	AWAY	0- 1	1- 1	2- 1				
1- 1	0- 0	0- 0	NEUTRAL	1- 1	0- 0	0- 0				
8- 3	0- 1	0- 0	NON-CONFERENCE	2- 1	0- 0	6- 1				
5- 1	0- 1	0- 0	HOME	1- 0	0- 0	4- 0				
2- 1	0- 0	0- 0	AWAY	0- 0	0- 0	2- 1				
1- 1	0- 0	0- 0	NEUTRAL	1- 1	0- 0	0- 0				
5- 9	2- 5	0- 2	CONFERENCE	1- 1	2- 1	0- 0				
4- 3	2- 2	0- 1	HOME	1- 0	1- 0	0- 0				
1- 6	0- 3	0- 1	AWAY	0- 1	1- 1	0- 0				
0- 0	0- 0	0- 0	NEUTRAL	0- 0	0- 0	0- 0				

RPI 1-25				RPI 26-50				RPI 51-100 Team's RPI: 75				RPI 101+			
RPI	S	Opponent	Score	RPI	S	Opponent	Score	RPI	S	Opponent	Score	RPI	S	Opponent	Score
1	H	Oregon	67 93	28	A	Arizona St.	75 76	51	H	Virginia	59 49	112	A	Utah	65 67
8	A	UCLA	59 83	28	H	Arizona St.	54 63	78	A	Colorado	53 66	135	A	California	75 67
8	H	UCLA	70 68					79	N	Alabama	60 57	136	H	Washington	81 78
9	A	Stanford	59 79					81	N	Nebraska	54 67	199	H	UNLV	75 54
14	H	Texas A&M	64 74					98	H	Washington St.	74 63	257	H	Nevada	50 47
15	H	Oregon St.	72 66									267	A	UC Santa Barbara	46 57
24	A	Arizona	57 73									276	H	Long Beach St.	57 40
24	H	Arizona	57 65									283	A	UC Riverside	76 59
												298	A	CSUN	69 53
												317	H	UTRGV	80 43
LAST 10 Division I															
1	H	Oregon	67 93	28	A	Arizona St.	75 76								
15	H	Oregon St.	72 66	136	H	Washington	81 78								
9	A	Stanford	59 79	98	H	Washington St.	74 63								
135	A	California	75 67	8	H	UCLA	70 68								
24	A	Arizona	57 73	112	A	Utah	65 67								

Non-Div I Games:

Southern California

■ Loss,
 ■ Non-Conf,
 ■ S Site,
 ■ H Home
 ■ A Away
 N Neutral

Average RPI Win:	174	WON-LOST	WINNING	LAST 10	STRENGTH OF	OPP. STRENGTH	TEAM	ADJ.	CONF.	ADJ CONF.
Average RPI Loss:	80	RECORD	PCT. RANK	GAMES	SCHEDULE	OF SCHEDULE	RPI	RPI	RPI	RPI
DIV. I ONLY	13- 10	131	4-6	49	119	80	80	8	8	
DIV. I NON-CONF.	8- 3	68	0	111	278	62	62	7	7	
TOTALS	RPI 1-25	RPI 26-50	W-L RECORDS	RPI 51-100	RPI 101-150	RPI 150+				
13- 10	1- 1	1- 2	OVERALL	2- 4	0- 2	9- 1				
6- 4	1- 0	1- 1	HOME	2- 2	0- 0	2- 1				
6- 6	0- 1	0- 1	AWAY	0- 2	0- 2	6- 0				
1- 0	0- 0	0- 0	NEUTRAL	0- 0	0- 0	1- 0				
8- 3	0- 0	0- 0	NON-CONFERENCE	2- 1	0- 1	6- 1				
4- 1	0- 0	0- 0	HOME	2- 0	0- 0	2- 1				
3- 2	0- 0	0- 0	AWAY	0- 1	0- 1	3- 0				
1- 0	0- 0	0- 0	NEUTRAL	0- 0	0- 0	1- 0				
5- 7	1- 1	1- 2	CONFERENCE	0- 3	0- 1	3- 0				
2- 3	1- 0	1- 1	HOME	0- 2	0- 0	0- 0				
3- 4	0- 1	0- 1	AWAY	0- 1	0- 1	3- 0				
0- 0	0- 0	0- 0	NEUTRAL	0- 0	0- 0	0- 0				

RPI 1-25				RPI 26-50				RPI 51-100 Team's RPI: 80				RPI 101+			
RPI	S	Opponent	Score	RPI	S	Opponent	Score	RPI	S	Opponent	Score	RPI	S	Opponent	Score
5	A	Missouri St.	57 88	36	A	Drake	76 91	53	A	IUPUI	78 81	123	A	Southeast Mo. St.	65 79
5	H	Missouri St.	70 68	36	H	Drake	65 73	62	H	UT Martin	70 59	130	A	Loyola Chicago	49 51
				38	H	Bradley	64 50	72	A	UNI	66 71	154	A	Valparaiso	67 51
								72	H	UNI	57 60	173	A	Eastern Mich.	85 54
								90	H	Illinois St.	54 62	178	H	Memphis	66 70
								93	H	Saint Louis	61 53	179	A	Northern Ill.	80 61
												195	N	Western Ill.	79 65
												197	H	Tennessee Tech	76 65
												235	H	Murray St.	76 66
												278	A	Indiana St.	78 55
												324	A	Evansville	70 57
												334	A	SIUE	103 67
LAST 10 Division I															
5	A	Missouri St.	57 88	278	A	Indiana St.	78 55								
72	A	UNI	66 71	324	A	Evansville	70 57								
36	A	Drake	76 91	5	H	Missouri St.	70 68								
38	H	Bradley	64 50	36	H	Drake	65 73								
90	H	Illinois St.	54 62	72	H	UNI	57 60								

Non-Div I Games:

Southern Ill.

Average RPI Win:	260	WON-LOST	WINNING	LAST 10	STRENGTH OF	OPP. STRENGTH	TEAM	ADJ.	CONF.	ADJ CONF.
Average RPI Loss:	108	RECORD	PCT. RANK	GAMES	SCHEDULE	OF SCHEDULE	RPI	RPI	RPI	RPI
DIV. I ONLY	11- 11	177	3-7	215	160	209	209	13	13	
DIV. I NON-CONF.	6- 3	90	0	309	253	199	199	15	15	
TOTALS	RPI 1-25	RPI 26-50	W-L RECORDS	RPI 51-100	RPI 101-150	RPI 150+				
11- 11	0- 1	0- 2	OVERALL	0- 3	1- 1	10- 4				
7- 6	0- 0	0- 1	HOME	0- 1	1- 1	6- 3				
4- 5	0- 1	0- 1	AWAY	0- 2	0- 0	4- 1				
0- 0	0- 0	0- 0	NEUTRAL	0- 0	0- 0	0- 0				
6- 3	0- 1	0- 0	NON-CONFERENCE	0- 0	1- 0	5- 2				
5- 1	0- 0	0- 0	HOME	0- 0	1- 0	4- 1				
1- 2	0- 1	0- 0	AWAY	0- 0	0- 0	1- 1				
0- 0	0- 0	0- 0	NEUTRAL	0- 0	0- 0	0- 0				
5- 8	0- 0	0- 2	CONFERENCE	0- 3	0- 1	5- 2				
2- 5	0- 0	0- 1	HOME	0- 1	0- 1	2- 2				
3- 3	0- 0	0- 1	AWAY	0- 2	0- 0	3- 0				
0- 0	0- 0	0- 0	NEUTRAL	0- 0	0- 0	0- 0				

RPI S	Opponent	Score	RPI S	Opponent	Score	RPI S	Opponent	Score	RPI S	Opponent	Score	Team's RPI: 209
11	A Mississippi St.	58 91	27	A Old Dominion	50 67	52	H Middle Tenn.	69 77	118	H VCU	51 39	
			32	H Western Ky.	65 81	65	A Charlotte	59 63	127	H UAB	68 74	
						84	A Rice	64 75	158	H Tulane	58 62	
									181	A Houston	60 75	
									194	A Fla. Atlantic	71 67	
									217	H UTEP	72 89	
									233	H Marshall	65 80	
									236	H South Alabama	62 55	
									238	H Southeastern La.	62 54	
									240	H Louisiana Tech	66 60	
									251	A North Texas	65 57	
									281	H Ole Miss	59 53	
									296	A FIU	58 53	
									302	H UTSA	82 65	
									350	A La.-Monroe	57 42	
									351	H Mississippi Val.	84 80	
LAST 10 Division I												
296	A FIU	58 53	27	A Old Dominion	50 67							
194	A Fla. Atlantic	71 67	52	H Middle Tenn.	69 77							
32	H Western Ky.	65 81	127	H UAB	68 74							
233	H Marshall	65 80	84	A Rice	64 75							
65	A Charlotte	59 63	251	A North Texas	65 57							

Non-Div I Games: Faulkner 71 59 William Carey 77 47

Southern Miss.

Average RPI Win:	327	WON-LOST	WINNING	LAST 10	STRENGTH OF	OPP. STRENGTH	TEAM	ADJ.	CONF.	ADJ CONF.
Average RPI Loss:	105	RECORD	PCT. RANK	GAMES	SCHEDULE	OF SCHEDULE	RPI	RPI	RPI	RPI
DIV. I ONLY	10- 12	205	8-2	320	279	250	250	32	32	
DIV. I NON-CONF.	0- 9	338	0	61	11	284	284	31	31	
TOTALS	RPI 1-25	RPI 26-50	W-L RECORDS	RPI 51-100	RPI 101-150	RPI 150+				
10- 12	0- 0	0- 4	OVERALL	0- 3	0- 4	10- 1				
6- 1	0- 0	0- 0	HOME	0- 0	0- 1	6- 0				
4- 9	0- 0	0- 4	AWAY	0- 2	0- 3	4- 0				
0- 2	0- 0	0- 0	NEUTRAL	0- 1	0- 0	0- 1				
0- 9	0- 0	0- 4	NON-CONFERENCE	0- 3	0- 1	0- 1				
0- 0	0- 0	0- 0	HOME	0- 0	0- 0	0- 0				
0- 7	0- 0	0- 4	AWAY	0- 2	0- 1	0- 0				
0- 2	0- 0	0- 0	NEUTRAL	0- 1	0- 0	0- 1				
10- 3	0- 0	0- 0	CONFERENCE	0- 0	0- 3	10- 0				
6- 1	0- 0	0- 0	HOME	0- 0	0- 1	6- 0				
4- 2	0- 0	0- 0	AWAY	0- 0	0- 2	4- 0				
0- 0	0- 0	0- 0	NEUTRAL	0- 0	0- 0	0- 0				

RPI S	Opponent	Score	RPI S	Opponent	Score	RPI S	Opponent	Score	RPI S	Opponent	Score	Team's RPI: 250
41	A Texas	39 93	81	A Nebraska	39 73	138	A Texas Southern	56 61				
44	A Iowa St.	36 69	88	A Fordham	52 65	143	A Jackson St.	57 60				
46	A Oklahoma St.	59 72	98	N Washington St.	54 69	143	H Jackson St.	51 72				
47	A Rutgers	58 78				147	A Wichita St.	63 69				
						245	N UNC Asheville	34 53				
						261	H Alabama A&M	55 46				
						282	A Prairie View	68 48				
						328	H Alabama St.	69 47				
						329	H Alcorn	74 57				
						339	A Ark.-Pine Bluff	70 43				
						339	H Ark.-Pine Bluff	85 61				
						345	A Grambling	70 51				
						345	H Grambling	81 57				
						351	A Mississippi Val.	84 54				
						351	H Mississippi Val.	71 40				
LAST 10 Division I												
351	H Mississippi Val.	71 40	261	H Alabama A&M	55 46							
339	H Ark.-Pine Bluff	85 61	328	H Alabama St.	69 47							
143	A Jackson St.	57 60	351	A Mississippi Val.	84 54							
345	A Grambling	70 51	339	A Ark.-Pine Bluff	70 43							
329	H Alcorn	74 57	143	H Jackson St.	51 72							

Non-Div I Games: Tougaloo 100 39 Wiley 78 55

Southern U.

Loss, Non-Conf, S Site, H Home A Away N Neutral

Southern Utah

Through Games Of Feb. 18, 2020

Average RPI Win:	245	WON-LOST	WINNING	LAST 10	STRENGTH OF	OPP. STRENGTH	TEAM	ADJ.	CONF.	ADJ CONF.
Average RPI Loss:	181	RECORD	PCT. RANK	GAMES	SCHEDULE	OF SCHEDULE	RPI	RPI	RPI	RPI
DIV. I ONLY	13- 10	131	5-5	265	257	188	188	18	18	
DIV. I NON-CONF.	6- 3	90	0	227	306	115	115	17	17	
TOTALS	RPI 1-25	RPI 26-50	W-L RECORDS	RPI 51-100	RPI 101-150	RPI 150+				
13- 10	0- 1	0- 0	OVERALL	0- 1	0- 1	13- 7				
9- 2	0- 0	0- 0	HOME	0- 0	0- 1	9- 1				
4- 8	0- 1	0- 0	AWAY	0- 1	0- 0	4- 6				
0- 0	0- 0	0- 0	NEUTRAL	0- 0	0- 0	0- 0				
6- 3	0- 1	0- 0	NON-CONFERENCE	0- 0	0- 0	6- 2				
5- 0	0- 0	0- 0	HOME	0- 0	0- 0	5- 0				
1- 3	0- 1	0- 0	AWAY	0- 0	0- 0	1- 2				
0- 0	0- 0	0- 0	NEUTRAL	0- 0	0- 0	0- 0				
7- 7	0- 0	0- 0	CONFERENCE	0- 1	0- 1	7- 5				
4- 2	0- 0	0- 0	HOME	0- 0	0- 1	4- 1				
3- 5	0- 0	0- 0	AWAY	0- 1	0- 0	3- 4				
0- 0	0- 0	0- 0	NEUTRAL	0- 0	0- 0	0- 0				

RPI 1-25				RPI 26-50				RPI 51-100				RPI 101+ Team's RPI: 188			
RPI	S	Opponent	Score	RPI	S	Opponent	Score	RPI	S	Opponent	Score	RPI	S	Opponent	Score
15	A	Oregon St.	45 95					87	A	Montana St.	65 91	119	H	Idaho	56 71
												161	A	Northern Ariz.	76 84
												161	H	Northern Ariz.	82 64
												172	A	Montana	74 81
												180	A	Idaho St.	54 73
												180	H	Idaho St.	72 65
												199	H	UNLV	72 68
												210	H	Oral Roberts	72 58
												218	A	Grand Canyon	65 69
												221	A	Portland St.	81 72
												221	H	Portland St.	71 58
												223	A	Northern Colo.	68 55
												230	H	Cal St. Fullerton	79 63
												258	A	Denver	73 81
												283	H	UC Riverside	79 68
												299	A	Sacramento St.	82 87
												299	H	Sacramento St.	62 71
												304	H	UC Irvine	82 68
												306	H	Eastern Wash.	71 50
												321	A	Weber St.	87 71
												325	A	Utah Valley	71 58
LAST 10 Division I															
161	H	Northern Ariz.	82 64	321	A	Weber St.	87 71								
299	H	Sacramento St.	62 71	119	H	Idaho	56 71								
221	A	Portland St.	81 72	306	H	Eastern Wash.	71 50								
223	A	Northern Colo.	68 55	299	A	Sacramento St.	82 87								
180	A	Idaho St.	54 73	161	A	Northern Ariz.	76 84								

Non-Div I Games:

Southern Utah

■ Loss,
 ■ Non-Conf,
 ■ S Site,
 ■ Home
 ■ A Away
 N Neutral

Average RPI Win:	197	WON-LOST	WINNING	LAST 10	STRENGTH OF	OPP. STRENGTH	TEAM	ADJ.	CONF.	ADJ CONF.
Average RPI Loss:	151	RECORD	PCT. RANK	GAMES	SCHEDULE	OF SCHEDULE	RPI	RPI	RPI	RPI
DIV. I ONLY	7- 19	301	3-7	167	163	293	293	12	12	
DIV. I NON-CONF.	3- 10	282	0	190	271	308	308	12	12	
TOTALS	RPI 1-25	RPI 26-50	W-L RECORDS	RPI 51-100	RPI 101-150	RPI 150+				
7- 19	0- 0	0- 0	OVERALL	0- 4	1- 6	6- 9				
6- 7	0- 0	0- 0	HOME	0- 1	1- 2	5- 4				
0- 11	0- 0	0- 0	AWAY	0- 3	0- 4	0- 4				
1- 1	0- 0	0- 0	NEUTRAL	0- 0	0- 0	1- 1				
3- 10	0- 0	0- 0	NON-CONFERENCE	0- 2	0- 2	3- 6				
2- 5	0- 0	0- 0	HOME	0- 1	0- 1	2- 3				
0- 4	0- 0	0- 0	AWAY	0- 1	0- 1	0- 2				
1- 1	0- 0	0- 0	NEUTRAL	0- 0	0- 0	1- 1				
4- 9	0- 0	0- 0	CONFERENCE	0- 2	1- 4	3- 3				
4- 2	0- 0	0- 0	HOME	0- 0	1- 1	3- 1				
0- 7	0- 0	0- 0	AWAY	0- 2	0- 3	0- 2				
0- 0	0- 0	0- 0	NEUTRAL	0- 0	0- 0	0- 0				

RPI 1-25				RPI 26-50				RPI 51-100				RPI 101+				Team's RPI: 293	
RPI	S	Opponent	Score	RPI	S	Opponent	Score	RPI	S	Opponent	Score	RPI	S	Opponent	Score		
								69	H	St. John's (NY)	56	68	104	A	Kent St.	58	81
								73	A	Bucknell	60	68	108	H	Davidson	68	56
								88	A	Fordham	53	79	118	A	VCU	47	56
								93	A	Saint Louis	51	72	121	A	Duquesne	39	58
													124	A	Richmond	59	63
													133	H	Buffalo	36	46
													149	H	Massachusetts	52	62
													153	H	George Washington	59	55
													155	N	Saint Mary's (CA)	57	72
													163	N	Wright St.	57	56
													166	H	Cornell	42	70
													168	A	Binghamton	67	78
													170	A	Rhode Island	67	69
													170	H	Rhode Island	64	59
													182	A	La Salle	61	67
													192	H	Akron	54	63
													201	H	Cleveland St.	62	65
													228	H	Saint Joseph's	60	61
													231	H	George Mason	62	47
													264	H	Niagara	71	67
													289	H	Oakland	80	66
													340	A	Canisius	82	84
LAST 10 Division I																	
				170	A	Rhode Island	67	69	121	A	Duquesne	39	58				
				118	A	VCU	47	56	170	H	Rhode Island	64	59				
				108	H	Davidson	68	56	228	H	Saint Joseph's	60	61				
				153	H	George Washington	59	55	182	A	La Salle	61	67				
				124	A	Richmond	59	63	93	A	Saint Louis	51	72				

Non-Div I Games:

St. Bonaventure

St. Francis Brooklyn

Through Games Of Feb. 18, 2020

Average RPI Win:	307	WON-LOST	WINNING	LAST 10	STRENGTH OF	OPP. STRENGTH	TEAM	ADJ.	CONF.	ADJ CONF.
Average RPI Loss:	184	RECORD	PCT. RANK	GAMES	SCHEDULE	OF SCHEDULE	RPI	RPI	RPI	RPI
DIV. I ONLY	6- 17	304	2-8	223	326	305	305	30	30	
DIV. I NON-CONF.	3- 7	252	0	158	232	250	250	30	30	
TOTALS	RPI 1-25	RPI 26-50	W-L RECORDS	RPI 51-100	RPI 101-150	RPI 150+				
6- 17	0- 1	0- 1	OVERALL	0- 2	0- 3	6- 10				
4- 5	0- 0	0- 0	HOME	0- 1	0- 1	4- 3				
2- 10	0- 1	0- 1	AWAY	0- 1	0- 1	2- 6				
0- 2	0- 0	0- 0	NEUTRAL	0- 0	0- 1	0- 1				
3- 7	0- 1	0- 1	NON-CONFERENCE	0- 2	0- 1	3- 2				
2- 1	0- 0	0- 0	HOME	0- 1	0- 0	2- 0				
1- 4	0- 1	0- 1	AWAY	0- 1	0- 0	1- 1				
0- 2	0- 0	0- 0	NEUTRAL	0- 0	0- 1	0- 1				
3- 10	0- 0	0- 0	CONFERENCE	0- 0	0- 2	3- 8				
2- 4	0- 0	0- 0	HOME	0- 0	0- 1	2- 3				
1- 6	0- 0	0- 0	AWAY	0- 0	0- 1	1- 5				
0- 0	0- 0	0- 0	NEUTRAL	0- 0	0- 0	0- 0				

RPI 1-25				RPI 26-50				RPI 51-100				RPI 101+ Team's RPI: 305			
RPI	S	Opponent	Score	RPI	S	Opponent	Score	RPI	S	Opponent	Score	RPI	S	Opponent	Score
16	A	Princeton	44 76	33	A	Marquette	71 92	63	H	Stony Brook	73 86	117	N	Pacific	62 71
								68	A	Boston College	69 106	128	A	Robert Morris	44 69
												128	H	Robert Morris	59 70
												167	A	Mt. St. Mary's	60 69
												167	H	Mt. St. Mary's	62 67
												183	A	Merrimack	54 80
												243	H	Loyola Maryland	89 78
												256	A	Saint Francis (PA)	72 82
												256	H	Saint Francis (PA)	59 67
												287	A	Wagner	66 74
												300	H	Army West Point	70 64
												301	N	Ga. Southern	47 78
												310	H	Sacred Heart	71 70
												314	A	Albany (NY)	49 41
												315	A	Bryant	59 78
												319	H	Fairleigh Dickinson	57 62
												332	A	NJIT	69 88
												338	A	LIU Brooklyn	71 54
												338	H	LIU Brooklyn	88 63
LAST 10 Division I															
338	A	LIU Brooklyn	71 54	128	H	Robert Morris	59 70								
315	A	Bryant	59 78	256	H	Saint Francis (PA)	59 67								
167	H	Mt. St. Mary's	62 67	167	A	Mt. St. Mary's	60 69								
183	A	Merrimack	54 80	287	A	Wagner	66 74								
310	H	Sacred Heart	71 70	128	A	Robert Morris	44 69								

Non-Div I Games: East Stroudsburg 84 62

St. Francis Brooklyn

■ Loss,
 ■ Non-Conf,
 ■ S Site,
 ■ H Home
 ■ A Away
 N Neutral

Average RPI Win:	165	WON-LOST	WINNING	LAST 10	STRENGTH OF	OPP. STRENGTH	TEAM	ADJ.	CONF.	ADJ CONF.
Average RPI Loss:	69	RECORD	PCT. RANK	GAMES	SCHEDULE	OF SCHEDULE	RPI	RPI	RPI	RPI
DIV. I ONLY	15- 11	129	5-5	57	80	69	69	6	6	
DIV. I NON-CONF.	7- 4	100	0	68	191	59	59	6	6	
TOTALS	RPI 1-25	RPI 26-50	W-L RECORDS	RPI 51-100	RPI 101-150	RPI 150+				
15- 11	0- 3	2- 3	OVERALL	3- 3	3- 1	7- 1				
8- 3	0- 1	1- 1	HOME	0- 1	3- 0	4- 0				
7- 7	0- 2	1- 2	AWAY	3- 1	0- 1	3- 1				
0- 1	0- 0	0- 0	NEUTRAL	0- 1	0- 0	0- 0				
7- 4	0- 1	0- 1	NON-CONFERENCE	1- 1	2- 0	4- 1				
5- 0	0- 0	0- 0	HOME	0- 0	2- 0	3- 0				
2- 3	0- 1	0- 1	AWAY	1- 0	0- 0	1- 1				
0- 1	0- 0	0- 0	NEUTRAL	0- 1	0- 0	0- 0				
8- 7	0- 2	2- 2	CONFERENCE	2- 2	1- 1	3- 0				
3- 3	0- 1	1- 1	HOME	0- 1	1- 0	1- 0				
5- 4	0- 1	1- 1	AWAY	2- 1	0- 1	2- 0				
0- 0	0- 0	0- 0	NEUTRAL	0- 0	0- 0	0- 0				

RPI 1-25				RPI 26-50				RPI 51-100 Team's RPI: 69				RPI 101+			
RPI	S	Opponent	Score	RPI	S	Opponent	Score	RPI	S	Opponent	Score	RPI	S	Opponent	Score
20	A	DePaul	69 74	33	A	Marquette	85 94	53	N	IUPUI	78 85	122	H	Wake Forest	82 74
20	H	DePaul	65 71	33	H	Marquette	57 67	54	A	Yale	80 66	141	A	Providence	53 54
25	A	Florida St.	70 74	40	A	Creighton	77 70	69	A	Seton Hall	82 66	141	H	Providence	64 58
				40	H	Creighton	63 58	94	A	Butler	67 42	149	H	Massachusetts	82 71
				42	A	James Madison	73 76	99	A	Villanova	64 66	185	H	Lafayette	76 44
								99	H	Villanova	62 67	199	A	UNLV	75 79
												244	H	Fairfield	71 69
												247	A	Georgetown	74 68
												247	H	Georgetown	71 54
												252	A	Xavier	75 67
												293	A	St. Bonaventure	68 56
												300	H	Army West Point	96 60
LAST 10 Division I															
141	A	Providence	53 54	99	A	Villanova	64 66								
40	A	Creighton	77 70	69	A	Seton Hall	82 66								
33	H	Marquette	57 67	40	H	Creighton	63 58								
20	H	DePaul	65 71	141	H	Providence	64 58								
247	A	Georgetown	74 68	20	A	DePaul	69 74								

Non-Div I Games:

St. John's (NY)

■ Loss,
 ■ Non-Conf,
 ■ S Site,
 ■ H Home
 ■ A Away
 N Neutral

Average RPI Win: 119	WON-LOST	WINNING	LAST 10	STRENGTH OF	OPP. STRENGTH	TEAM	ADJ.	CONF.	ADJ CONF.
Average RPI Loss: 17	RECORD	PCT. RANK	GAMES	SCHEDULE	OF SCHEDULE	RPI	RPI	RPI	RPI
DIV. I ONLY	23- 3	10	8-2	40	6	9	9	1	1
DIV. I NON-CONF.	11- 1	13	0	53	26	8	8	1	1
TOTALS	RPI 1-25	RPI 26-50	W-L RECORDS	RPI 51-100	RPI 101-150	RPI 150+			
23- 3	4- 2	0- 1	OVERALL	7- 0	7- 0	5- 0			
13- 1	2- 1	0- 0	HOME	4- 0	4- 0	3- 0			
7- 2	1- 1	0- 1	AWAY	2- 0	3- 0	1- 0			
3- 0	1- 0	0- 0	NEUTRAL	1- 0	0- 0	1- 0			
11- 1	3- 0	0- 1	NON-CONFERENCE	2- 0	1- 0	5- 0			
7- 0	2- 0	0- 0	HOME	1- 0	1- 0	3- 0			
1- 1	0- 0	0- 1	AWAY	0- 0	0- 0	1- 0			
3- 0	1- 0	0- 0	NEUTRAL	1- 0	0- 0	1- 0			
12- 2	1- 2	0- 0	CONFERENCE	5- 0	6- 0	0- 0			
6- 1	0- 1	0- 0	HOME	3- 0	3- 0	0- 0			
6- 1	1- 1	0- 0	AWAY	2- 0	3- 0	0- 0			
0- 0	0- 0	0- 0	NEUTRAL	0- 0	0- 0	0- 0			

RPI	S	Opponent	Score	RPI	S	Opponent	Score	RPI	S	Opponent	Score	RPI	S	Opponent	Score
1	A	Oregon	55 87	41	A	Texas	64 69	56	H	Tennessee	78 51	112	A	Utah	97 64
8	H	UCLA	69 79					75	H	Southern California	79 59	112	H	Utah	82 49
11	N	Mississippi St.	67 62					78	A	Colorado	69 66	133	H	Buffalo	88 69
13	H	Gonzaga	76 70					78	H	Colorado	76 68	135	A	California	79 65
15	A	Oregon St.	61 58					85	N	Syracuse	77 59	135	H	California	73 40
22	H	Ohio St.	71 52					98	A	Washington St.	71 49	136	A	Washington	58 41
								98	H	Washington St.	77 58	136	H	Washington	77 56
												159	H	UC Davis	67 55
												223	H	Northern Colo.	90 36
												234	A	San Francisco	97 71
												288	N	California Baptist	83 78
												306	H	Eastern Wash.	92 27
LAST 10 Division I															
78	A	Colorado	69 66	136	A	Washington	58 41								
112	A	Utah	97 64	112	H	Utah	82 49								
75	H	Southern California	79 59	78	H	Colorado	76 68								
8	H	UCLA	69 79	15	A	Oregon St.	61 58								
98	A	Washington St.	71 49	1	A	Oregon	55 87								

Non-Div I Games:

Stanford

Average RPI Win: 244	WON-LOST	WINNING	LAST 10	STRENGTH OF	OPP. STRENGTH	TEAM	ADJ.	CONF.	ADJ CONF.
Average RPI Loss: 118	RECORD	PCT. RANK	GAMES	SCHEDULE	OF SCHEDULE	RPI	RPI	RPI	RPI
DIV. I ONLY	8- 14	255	4-6	115	174	213	213	16	16
DIV. I NON-CONF.	3- 7	252	0	122	170	226	226	14	14
TOTALS	RPI 1-25	RPI 26-50	W-L RECORDS	RPI 51-100	RPI 101-150	RPI 150+			
8- 14	0- 1	0- 3	OVERALL	0- 2	1- 3	7- 5			
4- 6	0- 0	0- 1	HOME	0- 0	0- 3	4- 2			
4- 7	0- 1	0- 2	AWAY	0- 2	1- 0	3- 2			
0- 1	0- 0	0- 0	NEUTRAL	0- 0	0- 0	0- 1			
3- 7	0- 1	0- 1	NON-CONFERENCE	0- 2	0- 2	3- 1			
2- 2	0- 0	0- 0	HOME	0- 0	0- 2	2- 0			
1- 4	0- 1	0- 1	AWAY	0- 2	0- 0	1- 0			
0- 1	0- 0	0- 0	NEUTRAL	0- 0	0- 0	0- 1			
5- 7	0- 0	0- 2	CONFERENCE	0- 0	1- 1	4- 4			
2- 4	0- 0	0- 1	HOME	0- 0	0- 1	2- 2			
3- 3	0- 0	0- 1	AWAY	0- 0	1- 0	2- 2			
0- 0	0- 0	0- 0	NEUTRAL	0- 0	0- 0	0- 0			

RPI 1-25				RPI 26-50				RPI 51-100				RPI 101+ Team's RPI: 213			
RPI	S	Opponent	Score	RPI	S	Opponent	Score	RPI	S	Opponent	Score	RPI	S	Opponent	Score
23	A	Kentucky	48 67	29	A	FGCU	54 67	56	A	Tennessee	46 73	106	H	Liberty	48 57
				29	H	FGCU	47 89	61	A	Penn	41 81	111	H	Bethune-Cookman	55 59
				43	A	UCF	40 66					113	H	Holy Cross	63 75
												120	A	North Florida	60 52
												162	A	North Ala.	57 68
												162	H	North Ala.	69 60
												174	A	Jacksonville	52 57
												215	A	Kennesaw St.	67 61
												215	H	Kennesaw St.	67 70
												242	H	Tulsa	66 60
												256	N	Saint Francis (PA)	73 78
												271	A	Morehead St.	58 55
												273	A	Lipscomb	48 34
												273	H	Lipscomb	59 65
												332	H	NJIT	72 49
												340	H	Canisius	68 52
LAST 10 Division I															
				162	H	North Ala.	69 60					332	H	NJIT	72 49
				215	H	Kennesaw St.	67 70					106	H	Liberty	48 57
				29	A	FGCU	54 67					162	A	North Ala.	57 68
				120	A	North Florida	60 52					174	A	Jacksonville	52 57
				273	A	Lipscomb	48 34					29	H	FGCU	47 89

Non-Div I Games: Palm Beach Atl. 77 46 Trinity Baptist 116 40 Fla. National 80 37

Stetson

Stony Brook

Through Games Of Feb. 18, 2020

Average RPI Win:	254	WON-LOST	WINNING	LAST 10	STRENGTH OF	OPP. STRENGTH	TEAM	ADJ.	CONF.	ADJ CONF.
Average RPI Loss:	37	RECORD	PCT. RANK	GAMES	SCHEDULE	OF SCHEDULE	RPI	RPI	RPI	RPI
DIV. I ONLY	23- 1	3	10-0	317	287	63	63	27	27	
DIV. I NON-CONF.	11- 1	13	0	315	259	83	83	27	27	
TOTALS	RPI 1-25	RPI 26-50	W-L RECORDS	RPI 51-100	RPI 101-150	RPI 150+				
23- 1	0- 0	0- 1	OVERALL	1- 0	1- 0	21- 0				
11- 0	0- 0	0- 0	HOME	1- 0	0- 0	10- 0				
10- 1	0- 0	0- 1	AWAY	0- 0	0- 0	10- 0				
2- 0	0- 0	0- 0	NEUTRAL	0- 0	1- 0	1- 0				
11- 1	0- 0	0- 1	NON-CONFERENCE	1- 0	1- 0	9- 0				
4- 0	0- 0	0- 0	HOME	1- 0	0- 0	3- 0				
5- 1	0- 0	0- 1	AWAY	0- 0	0- 0	5- 0				
2- 0	0- 0	0- 0	NEUTRAL	0- 0	1- 0	1- 0				
12- 0	0- 0	0- 0	CONFERENCE	0- 0	0- 0	12- 0				
7- 0	0- 0	0- 0	HOME	0- 0	0- 0	7- 0				
5- 0	0- 0	0- 0	AWAY	0- 0	0- 0	5- 0				
0- 0	0- 0	0- 0	NEUTRAL	0- 0	0- 0	0- 0				

RPI 1-25				RPI 26-50				RPI 51-100				Team's RPI: 63				RPI 101+			
RPI	S	Opponent	Score	RPI	S	Opponent	Score	RPI	S	Opponent	Score	RPI	S	Opponent	Score	RPI	S	Opponent	Score
37	A	Arkansas	58 88					73	H	Bucknell	78 73					150	N	Western Mich.	50 47
																168	A	Binghamton	67 60
																168	H	Binghamton	58 54
																205	H	Maine	73 69
																219	H	Manhattan	59 54
																227	H	Iona	59 40
																229	A	UMass Lowell	89 69
																229	H	UMass Lowell	60 41
																246	N	Morgan St.	63 56
																263	A	New Hampshire	53 44
																263	H	New Hampshire	52 50
																287	A	Wagner	66 45
																290	A	Pittsburgh	59 56
																295	H	Vermont	67 49
																297	A	UMBC	66 49
																297	H	UMBC	57 45
																305	A	St. Francis Brooklyn	86 73
																310	H	Sacred Heart	54 50
																314	A	Albany (NY)	73 53
																320	A	Hofstra	81 38
																338	A	LIU Brooklyn	80 49
																346	H	Hartford	66 55
LAST 10 Division I																			
				168	H	Binghamton	58 54					168	A	Binghamton	67 60				
				263	H	New Hampshire	52 50					314	A	Albany (NY)	73 53				
				229	A	UMass Lowell	89 69					346	H	Hartford	66 55				
				297	A	UMBC	66 49					263	A	New Hampshire	53 44				
				229	H	UMass Lowell	60 41					295	H	Vermont	67 49				

Non-Div I Games: Molloy 66 49

Stony Brook

Loss, Non-Conf, S Site, H Home A Away N Neutral

Syracuse

Through Games Of Feb. 18, 2020

Average RPI Win:	155	WON-LOST	WINNING	LAST 10	STRENGTH OF	OPP. STRENGTH	TEAM	ADJ.	CONF.	ADJ CONF.
Average RPI Loss:	56	RECORD	PCT. RANK	GAMES	SCHEDULE	OF SCHEDULE	RPI	RPI	RPI	RPI
DIV. I ONLY	14- 11	140	6-4	53	19	85	85	5	5	
DIV. I NON-CONF.	6- 5	151	0	82	25	120	120	4	4	
TOTALS	RPI 1-25	RPI 26-50	W-L RECORDS	RPI 51-100	RPI 101-150	RPI 150+				
14- 11	2- 3	2- 2	OVERALL	2- 4	2- 2	6- 0				
9- 3	2- 1	2- 1	HOME	0- 1	1- 0	4- 0				
3- 5	0- 1	0- 1	AWAY	1- 2	1- 1	1- 0				
2- 3	0- 1	0- 0	NEUTRAL	1- 1	0- 1	1- 0				
6- 5	0- 2	1- 1	NON-CONFERENCE	1- 1	0- 1	4- 0				
4- 1	0- 1	1- 0	HOME	0- 0	0- 0	3- 0				
0- 1	0- 0	0- 1	AWAY	0- 0	0- 0	0- 0				
2- 3	0- 1	0- 0	NEUTRAL	1- 1	0- 1	1- 0				
8- 6	2- 1	1- 1	CONFERENCE	1- 3	2- 1	2- 0				
5- 2	2- 0	1- 1	HOME	0- 1	1- 0	1- 0				
3- 4	0- 1	0- 0	AWAY	1- 2	1- 1	1- 0				
0- 0	0- 0	0- 0	NEUTRAL	0- 0	0- 0	0- 0				

RPI 1-25				RPI 26-50				RPI 51-100 Team's RPI: 85				RPI 101+			
RPI	S	Opponent	Score	RPI	S	Opponent	Score	RPI	S	Opponent	Score	RPI	S	Opponent	Score
1	H	Oregon	64 81	30	H	Virginia Tech	67 65	51	A	Virginia	41 57	102	A	North Carolina	74 56
6	A	Louisville	58 62	31	H	Duke	58 88	55	N	West Virginia	69 71	110	H	Notre Dame	74 63
6	H	Louisville	59 51	35	A	Michigan	76 84	68	A	Boston College	89 79	122	A	Wake Forest	60 65
9	N	Stanford	59 77	45	H	Ohio	66 54	74	H	Georgia Tech	64 82	139	N	Green Bay	73 79
25	H	Florida St.	90 89					91	A	Miami (FL)	62 77	181	N	Houston	87 62
								91	N	Michigan St.	77 63	290	A	Pittsburgh	69 51
												290	H	Pittsburgh	71 53
												297	H	UMBC	82 48
												314	H	Albany (NY)	75 53
												323	H	UMES	65 50
LAST 10 Division I															
290	H	Pittsburgh	71 53	30	H	Virginia Tech	67 65	122	A	Wake Forest	60 65				
102	A	North Carolina	74 56					31	H	Duke	58 88				
6	H	Louisville	59 51					290	A	Pittsburgh	69 51				
68	A	Boston College	89 79					74	H	Georgia Tech	64 82				
51	A	Virginia	41 57												

Non-Div I Games:

Syracuse

■ Loss,
 ■ Non-Conf,
 ■ S Site,
 ■ H Home
 ■ A Away
 N Neutral

Average RPI Win:	126	WON-LOST	WINNING	LAST 10	STRENGTH OF	OPP. STRENGTH	TEAM	ADJ.	CONF.	ADJ CONF.
Average RPI Loss:	44	RECORD	PCT. RANK	GAMES	SCHEDULE	OF SCHEDULE	RPI	RPI	RPI	RPI
DIV. I ONLY	18- 5	35	8-2	24	32	19	19	3	3	
DIV. I NON-CONF.	9- 2	37	0	124	73	36	36	3	3	
TOTALS	RPI 1-25	RPI 26-50	W-L RECORDS	RPI 51-100	RPI 101-150	RPI 150+				
18- 5	0- 3	5- 0	OVERALL	3- 1	5- 1	5- 0				
11- 2	0- 1	2- 0	HOME	2- 0	4- 1	3- 0				
7- 3	0- 2	3- 0	AWAY	1- 1	1- 0	2- 0				
0- 0	0- 0	0- 0	NEUTRAL	0- 0	0- 0	0- 0				
9- 2	0- 1	1- 0	NON-CONFERENCE	0- 1	3- 0	5- 0				
7- 0	0- 0	1- 0	HOME	0- 0	3- 0	3- 0				
2- 2	0- 1	0- 0	AWAY	0- 1	0- 0	2- 0				
0- 0	0- 0	0- 0	NEUTRAL	0- 0	0- 0	0- 0				
9- 3	0- 2	4- 0	CONFERENCE	3- 0	2- 1	0- 0				
4- 2	0- 1	1- 0	HOME	2- 0	1- 1	0- 0				
5- 1	0- 1	3- 0	AWAY	1- 0	1- 0	0- 0				
0- 0	0- 0	0- 0	NEUTRAL	0- 0	0- 0	0- 0				

RPI	S	Opponent	Score	RPI	S	Opponent	Score	RPI	S	Opponent	Score	RPI	S	Opponent	Score
4	A	Baylor	62 81	41	A	Texas	65 63	52	A	Middle Tenn.	70 82	105	H	Auburn	80 65
4	H	Baylor	57 66	44	A	Iowa St.	77 74	55	H	West Virginia	73 60	114	A	Kansas	87 74
14	A	Texas A&M	68 70	44	H	Iowa St.	82 72	58	A	Oklahoma	82 63	114	H	Kansas	73 59
				45	H	Ohio	79 72	100	H	Kansas St.	65 61	116	H	Boise St.	77 65
				46	A	Oklahoma St.	72 68					128	H	Robert Morris	66 61
												146	H	Texas Tech	76 80
												166	H	Cornell	59 49
												249	A	SMU	57 56
												259	H	Texas St.	79 52
												277	H	Nicholls St.	72 47
												300	A	Army West Point	66 52
LAST 10 Division I															
44	H	Iowa St.	82 72	55	H	West Virginia	73 60								
4	A	Baylor	62 81	4	H	Baylor	57 66								
114	A	Kansas	87 74	58	A	Oklahoma	82 63								
100	H	Kansas St.	65 61	44	A	Iowa St.	77 74								
46	A	Oklahoma St.	72 68	114	H	Kansas	73 59								

Non-Div I Games:

TCU

Average RPI Win:	155	WON-LOST	WINNING	LAST 10	STRENGTH OF	OPP. STRENGTH	TEAM	ADJ.	CONF.	ADJ CONF.
Average RPI Loss:	85	RECORD	PCT. RANK	GAMES	SCHEDULE	OF SCHEDULE	RPI	RPI	RPI	RPI
DIV. I ONLY	14- 10	121	6-4	41	82	76	76	9	9	
DIV. I NON-CONF.	8- 5	117	1-0	35	92	65	65	9	9	
TOTALS	RPI 1-25	RPI 26-50	W-L RECORDS	RPI 51-100	RPI 101-150	RPI 150+				
14- 10	0- 2	1- 2	OVERALL	4- 2	1- 3	8- 1				
9- 4	0- 2	1- 1	HOME	3- 0	1- 1	4- 0				
5- 4	0- 0	0- 0	AWAY	1- 2	0- 1	4- 1				
0- 2	0- 0	0- 1	NEUTRAL	0- 0	0- 1	0- 0				
8- 5	0- 1	0- 2	NON-CONFERENCE	3- 0	1- 1	4- 1				
5- 2	0- 1	0- 1	HOME	2- 0	1- 0	2- 0				
3- 1	0- 0	0- 0	AWAY	1- 0	0- 0	2- 1				
0- 2	0- 0	0- 1	NEUTRAL	0- 0	0- 1	0- 0				
6- 5	0- 1	1- 0	CONFERENCE	1- 2	0- 2	4- 0				
4- 2	0- 1	1- 0	HOME	1- 0	0- 1	2- 0				
2- 3	0- 0	0- 0	AWAY	0- 2	0- 1	2- 0				
0- 0	0- 0	0- 0	NEUTRAL	0- 0	0- 0	0- 0				

RPI 1-25				RPI 26-50				RPI 51-100				RPI 101+			
RPI	S	Opponent	Score	RPI	S	Opponent	Score	RPI	S	Opponent	Score	RPI	S	Opponent	Score
2	H	South Carolina	71 78	29	H	FGCU	67 93	61	H	Penn	76 72	102	N	North Carolina	58 71
7	H	UConn	54 83	40	N	Creighton	59 69	66	A	South Fla.	51 99	121	H	Duquesne	85 72
				43	H	UCF	67 65	66	H	South Fla.	69 66	147	A	Wichita St.	70 72
								73	A	Bucknell	72 61	147	H	Wichita St.	75 85
								77	A	Cincinnati	81 86	169	A	Towson	74 59
								99	H	Villanova	74 69	181	A	Houston	61 58
												181	H	Houston	76 75
												182	A	La Salle	72 69
												228	A	Saint Joseph's	63 67
												242	A	Tulsa	74 65
												244	H	Fairfield	77 59
												249	H	SMU	85 62
												252	H	Xavier	78 65
LAST 10 Division I															
181	H	Houston	76 75	61	H	Penn	76 72	147	A	Wichita St.	70 72				
66	A	South Fla.	51 99	66	H	South Fla.	69 66								
147	H	Wichita St.	75 85	249	H	SMU	85 62								
43	H	UCF	67 65	181	A	Houston	61 58								
77	A	Cincinnati	81 86												

Non-Div I Games:

Temple

Tennessee

Through Games Of Feb. 18, 2020

Average RPI Win:	199	WON-LOST	WINNING	LAST 10	STRENGTH OF	OPP. STRENGTH	TEAM	ADJ.	CONF.	ADJ CONF.
Average RPI Loss:	17	RECORD	PCT. RANK	GAMES	SCHEDULE	OF SCHEDULE	RPI	RPI	RPI	RPI
DIV. I ONLY	17- 8	64	5-5	87	52	56	56	4	4	
DIV. I NON-CONF.	10- 3	57	0-1	271	147	108	108	5	5	
TOTALS	RPI 1-25	RPI 26-50	W-L RECORDS	RPI 51-100	RPI 101-150	RPI 150+				
17- 8	0- 6	1- 2	OVERALL	2- 0	4- 0	10- 0				
11- 3	0- 2	1- 1	HOME	2- 0	1- 0	7- 0				
6- 5	0- 4	0- 1	AWAY	0- 0	3- 0	3- 0				
0- 0	0- 0	0- 0	NEUTRAL	0- 0	0- 0	0- 0				
10- 3	0- 2	0- 1	NON-CONFERENCE	0- 0	1- 0	9- 0				
7- 1	0- 0	0- 1	HOME	0- 0	0- 0	7- 0				
3- 2	0- 2	0- 0	AWAY	0- 0	1- 0	2- 0				
0- 0	0- 0	0- 0	NEUTRAL	0- 0	0- 0	0- 0				
7- 5	0- 4	1- 1	CONFERENCE	2- 0	3- 0	1- 0				
4- 2	0- 2	1- 0	HOME	2- 0	1- 0	0- 0				
3- 3	0- 2	0- 1	AWAY	0- 0	2- 0	1- 0				
0- 0	0- 0	0- 0	NEUTRAL	0- 0	0- 0	0- 0				

RPI	S	Opponent	Score	RPI	S	Opponent	Score	RPI	S	Opponent	Score	RPI	S	Opponent	Score
2	A	South Carolina	48 69	26	A	LSU	65 75	79	H	Alabama	65 63	101	A	Vanderbilt	78 69
7	A	UConn	45 60	26	H	LSU	63 58	83	H	Georgia	73 56	110	A	Notre Dame	74 63
9	A	Stanford	51 78	41	H	Texas	60 66					134	A	Florida	78 50
11	H	Mississippi St.	55 72									140	H	Missouri	77 66
14	H	Texas A&M	71 73									213	H	Stetson	73 46
23	A	Kentucky	76 80									221	A	Portland St.	88 61
												224	H	Central Ark.	63 36
												248	H	Howard	88 38
												266	H	Colorado St.	79 41
												281	A	Ole Miss	84 28
												284	A	ETSU	72 68
												303	H	Air Force	81 54
												336	H	Tennessee St.	73 43
												339	H	Ark.-Pine Bluff	92 51
LAST 10 Division I															
14	H	Texas A&M	71 73	26	H	LSU	63 58								
26	A	LSU	65 75	7	A	UConn	45 60								
11	H	Mississippi St.	55 72	79	H	Alabama	65 63								
2	A	South Carolina	48 69	134	A	Florida	78 50								
101	A	Vanderbilt	78 69	83	H	Georgia	73 56								

Non-Div I Games:

Tennessee

■ Loss,
 ■ Non-Conf, S Site,
 ■ Home
 ■ Away
 N Neutral

Tennessee St.

Through Games Of Feb. 18, 2020

Average RPI Win:	235	WON-LOST	WINNING	LAST 10	STRENGTH OF	OPP. STRENGTH	TEAM	ADJ.	CONF.	ADJ CONF.
Average RPI Loss:	187	RECORD	PCT. RANK	GAMES	SCHEDULE	OF SCHEDULE	RPI	RPI	RPI	RPI
DIV. I ONLY	1- 21	349	1-9	162	300	336	336	20	20	
DIV. I NON-CONF.	0- 8	338	0	136	250	327	327	23	23	
TOTALS	RPI 1-25	RPI 26-50	W-L RECORDS	RPI 51-100	RPI 101-150	RPI 150+				
1- 21	0- 1	0- 0	OVERALL	0- 3	0- 3	1- 14				
1- 11	0- 0	0- 0	HOME	0- 0	0- 2	1- 9				
0- 10	0- 1	0- 0	AWAY	0- 3	0- 1	0- 5				
0- 0	0- 0	0- 0	NEUTRAL	0- 0	0- 0	0- 0				
0- 8	0- 1	0- 0	NON-CONFERENCE	0- 1	0- 2	0- 4				
0- 5	0- 0	0- 0	HOME	0- 0	0- 2	0- 3				
0- 3	0- 1	0- 0	AWAY	0- 1	0- 0	0- 1				
0- 0	0- 0	0- 0	NEUTRAL	0- 0	0- 0	0- 0				
1- 13	0- 0	0- 0	CONFERENCE	0- 2	0- 1	1- 10				
1- 6	0- 0	0- 0	HOME	0- 0	0- 0	1- 6				
0- 7	0- 0	0- 0	AWAY	0- 2	0- 1	0- 4				
0- 0	0- 0	0- 0	NEUTRAL	0- 0	0- 0	0- 0				

RPI 1-25				RPI 26-50				RPI 51-100				RPI 101+ Team's RPI: 336			
RPI	S	Opponent	Score	RPI	S	Opponent	Score	RPI	S	Opponent	Score	RPI	S	Opponent	Score
24	A	Arizona	42 77					56	A	Tennessee	43 73	101	H	Vanderbilt	55 106
								60	A	Belmont	58 70	123	A	Southeast Mo. St.	54 83
								62	A	UT Martin	71 88	145	H	Columbia	65 75
												162	H	North Ala.	63 88
												175	A	Austin Peay	58 76
												175	H	Austin Peay	55 87
												197	A	Tennessee Tech	47 88
												197	H	Tennessee Tech	69 81
												225	H	Eastern Ill.	52 73
												235	A	Murray St.	62 100
												235	H	Murray St.	96 81
												236	A	South Alabama	48 70
												265	H	Eastern Ky.	55 61
												271	H	Morehead St.	47 84
												273	H	Lipscomb	64 74
												274	A	Jacksonville St.	48 70
												329	H	Alcorn	57 62
												334	H	SIUE	63 76
LAST 10 Division I															
197	H	Tennessee Tech	69 81	274	A	Jacksonville St.	48 70								
60	A	Belmont	58 70	235	A	Murray St.	62 100								
235	H	Murray St.	96 81	175	A	Austin Peay	58 76								
175	H	Austin Peay	55 87	265	H	Eastern Ky.	55 61								
197	A	Tennessee Tech	47 88	271	H	Morehead St.	47 84								

Non-Div I Games: Wilberforce 83 65 Fisk 91 50

Tennessee St.

■ Loss,
 ■ Non-Conf,
 ■ S Site,
 ■ H Home
 ■ A Away
 N Neutral

Tennessee Tech

Through Games Of Feb. 18, 2020

Average RPI Win:	278	WON-LOST	WINNING	LAST 10	STRENGTH OF	OPP. STRENGTH	TEAM	ADJ.	CONF.	ADJ CONF.
Average RPI Loss:	116	RECORD	PCT. RANK	GAMES	SCHEDULE	OF SCHEDULE	RPI	RPI	RPI	RPI
DIV. I ONLY	15- 8	76	6-4	342	200	197	197	20	20	
DIV. I NON-CONF.	5- 4	140	0	345	121	233	233	23	23	
TOTALS	RPI 1-25	RPI 26-50	W-L RECORDS	RPI 51-100	RPI 101-150	RPI 150+				
15- 8	0- 0	0- 0	OVERALL	0- 4	0- 2	15- 2				
7- 2	0- 0	0- 0	HOME	0- 1	0- 0	7- 1				
7- 5	0- 0	0- 0	AWAY	0- 3	0- 2	7- 0				
1- 1	0- 0	0- 0	NEUTRAL	0- 0	0- 0	1- 1				
5- 4	0- 0	0- 0	NON-CONFERENCE	0- 2	0- 1	5- 1				
2- 0	0- 0	0- 0	HOME	0- 0	0- 0	2- 0				
2- 3	0- 0	0- 0	AWAY	0- 2	0- 1	2- 0				
1- 1	0- 0	0- 0	NEUTRAL	0- 0	0- 0	1- 1				
10- 4	0- 0	0- 0	CONFERENCE	0- 2	0- 1	10- 1				
5- 2	0- 0	0- 0	HOME	0- 1	0- 0	5- 1				
5- 2	0- 0	0- 0	AWAY	0- 1	0- 1	5- 0				
0- 0	0- 0	0- 0	NEUTRAL	0- 0	0- 0	0- 0				

RPI S	Opponent	Score	RPI S	Opponent	Score	RPI S	Opponent	Score	RPI S	Opponent	Score	Team's RPI: 197
						52	A Middle Tenn.	58 64	101	A Vanderbilt	61 75	
						60	H Belmont	47 59	123	A Southeast Mo. St.	72 87	
						62	A UT Martin	62 71	164	A Samford	72 57	
						80	A Southern Ill.	65 76	175	H Austin Peay	58 49	
									179	N Northern Ill.	74 82	
									225	A Eastern Ill.	75 62	
									235	H Murray St.	77 72	
									265	A Eastern Ky.	60 42	
									265	H Eastern Ky.	87 82	
									271	A Morehead St.	75 55	
									271	H Morehead St.	82 75	
									273	H Lipscomb	78 58	
									274	H Jacksonville St.	50 66	
									333	N Detroit Mercy	69 47	
									334	A SIUE	65 50	
									335	A Western Caro.	62 58	
									336	A Tennessee St.	81 69	
									336	H Tennessee St.	88 47	
									350	H La.-Monroe	75 68	
LAST 10 Division I												
			336	A Tennessee St.	81 69		60	H Belmont	47 59			
			274	H Jacksonville St.	50 66		265	H Eastern Ky.	87 82			
			123	A Southeast Mo. St.	72 87		271	H Morehead St.	82 75			
			62	A UT Martin	62 71		225	A Eastern Ill.	75 62			
			336	H Tennessee St.	88 47		334	A SIUE	65 50			

Non-Div I Games: Tenn. Wesleyan 94 45 Cumberland (TN) 88 51

Tennessee Tech

■ Loss,
 ■ Non-Conf,
 ■ S Site,
 ■ H Home
 ■ A Away
 N Neutral

Average RPI Win:	142	WON-LOST	WINNING	LAST 10	STRENGTH OF	OPP. STRENGTH	TEAM	ADJ.	CONF.	ADJ CONF.
Average RPI Loss:	58	RECORD	PCT. RANK	GAMES	SCHEDULE	OF SCHEDULE	RPI	RPI	RPI	RPI
DIV. I ONLY	16- 9	83	7-3	23	61	41	41	3	3	
DIV. I NON-CONF.	8- 4	90	0	76	135	76	76	3	3	
TOTALS	RPI 1-25	RPI 26-50	W-L RECORDS	RPI 51-100	RPI 101-150	RPI 150+				
16- 9	1- 4	3- 1	OVERALL	4- 2	3- 1	5- 1				
9- 4	1- 3	1- 1	HOME	1- 0	2- 0	4- 0				
6- 4	0- 0	2- 0	AWAY	3- 2	1- 1	0- 1				
1- 1	0- 1	0- 0	NEUTRAL	0- 0	0- 0	1- 0				
8- 4	1- 2	1- 0	NON-CONFERENCE	1- 1	0- 0	5- 1				
6- 1	1- 1	1- 0	HOME	0- 0	0- 0	4- 0				
1- 2	0- 0	0- 0	AWAY	1- 1	0- 0	0- 1				
1- 1	0- 1	0- 0	NEUTRAL	0- 0	0- 0	1- 0				
8- 5	0- 2	2- 1	CONFERENCE	3- 1	3- 1	0- 0				
3- 3	0- 2	0- 1	HOME	1- 0	2- 0	0- 0				
5- 2	0- 0	2- 0	AWAY	2- 1	1- 1	0- 0				
0- 0	0- 0	0- 0	NEUTRAL	0- 0	0- 0	0- 0				

RPI 1-25				RPI 26-50				Team's RPI: 41				RPI 51-100				RPI 101+			
RPI	S	Opponent	Score	RPI	S	Opponent	Score	RPI	S	Opponent	Score	RPI	S	Opponent	Score	RPI	S	Opponent	Score
4	H	Baylor	44 64	44	A	Iowa St.	81 75	55	A	West Virginia	63 68	114	A	Kansas	67 82				
9	H	Stanford	69 64	44	H	Iowa St.	51 69	55	H	West Virginia	50 44	114	H	Kansas	85 77				
19	H	TCU	63 65	45	H	Ohio	73 60	56	A	Tennessee	66 60	146	A	Texas Tech	81 66				
21	N	NC State	73 84	46	A	Oklahoma St.	61 56	58	A	Oklahoma	70 53	146	H	Texas Tech	92 66				
24	H	Arizona	58 83					66	A	South Fla.	57 64	177	A	Hawaii	60 73				
								100	A	Kansas St.	71 63	250	H	Southern U.	93 39				
												251	N	North Texas	63 57				
												302	H	UTSA	84 53				
												317	H	UTRGV	85 69				
												337	H	Northwestern St.	91 49				
LAST 10 Division I																			
55	H	West Virginia	50 44	58	A	Oklahoma	70 53												
114	A	Kansas	67 82	46	A	Oklahoma St.	61 56												
44	H	Iowa St.	51 69	114	H	Kansas	85 77												
146	A	Texas Tech	81 66	100	A	Kansas St.	71 63												
4	H	Baylor	44 64	146	H	Texas Tech	92 66												

Non-Div I Games:

Texas

■ Loss,
 ■ Non-Conf, S Site,
 ■ Home
 ■ Away
 N Neutral

Average RPI Win:	116	WON-LOST	WINNING	LAST 10	STRENGTH OF	OPP. STRENGTH	TEAM	ADJ.	CONF.	ADJ CONF.
Average RPI Loss:	22	RECORD	PCT. RANK	GAMES	SCHEDULE	OF SCHEDULE	RPI	RPI	RPI	RPI
DIV. I ONLY	20- 5	30	6-4	15	23	14	14	4	4	
DIV. I NON-CONF.	12- 1	10	0	34	18	7	7	5	5	
TOTALS	RPI 1-25	RPI 26-50	W-L RECORDS	RPI 51-100	RPI 101-150	RPI 150+				
20- 5	1- 3	3- 2	OVERALL	8- 0	3- 0	5- 0				
13- 1	1- 0	2- 1	HOME	2- 0	3- 0	5- 0				
5- 3	0- 2	1- 1	AWAY	4- 0	0- 0	0- 0				
2- 1	0- 1	0- 0	NEUTRAL	2- 0	0- 0	0- 0				
12- 1	1- 1	2- 0	NON-CONFERENCE	5- 0	0- 0	4- 0				
8- 0	1- 0	2- 0	HOME	1- 0	0- 0	4- 0				
2- 0	0- 0	0- 0	AWAY	2- 0	0- 0	0- 0				
2- 1	0- 1	0- 0	NEUTRAL	2- 0	0- 0	0- 0				
8- 4	0- 2	1- 2	CONFERENCE	3- 0	3- 0	1- 0				
5- 1	0- 0	0- 1	HOME	1- 0	3- 0	1- 0				
3- 3	0- 2	1- 1	AWAY	2- 0	0- 0	0- 0				
0- 0	0- 0	0- 0	NEUTRAL	0- 0	0- 0	0- 0				

RPI 1-25				RPI 26-50				RPI 51-100				RPI 101+			
RPI	S	Opponent	Score	RPI	S	Opponent	Score	RPI	S	Opponent	Score	RPI	S	Opponent	Score
11	A	Mississippi St.	57 69	26	A	LSU	58 59	56	A	Tennessee	73 71	101	H	Vanderbilt	74 53
19	H	TCU	70 68	26	H	LSU	54 57	74	N	Georgia Tech	60 48	134	H	Florida	69 42
23	A	Kentucky	54 76	31	H	Duke	79 58	75	A	Southern California	74 64	140	H	Missouri	72 53
25	N	Florida St.	58 80	37	A	Arkansas	84 77	79	A	Alabama	79 74	181	H	Houston	72 43
				46	H	Oklahoma St.	74 62	83	H	Georgia	64 63	211	H	Little Rock	78 35
								84	A	Rice	62 61	224	H	Central Ark.	76 46
								87	N	Montana St.	78 67	281	H	Ole Miss	79 35
								95	H	A&M-Corpus Christi	85 48	282	H	Prairie View	80 38
LAST 10 Division I															
				56	A	Tennessee	73 71	140	H	Missouri	72 53				
				101	H	Vanderbilt	74 53	79	A	Alabama	79 74				
				11	A	Mississippi St.	57 69	134	H	Florida	69 42				
				26	A	LSU	58 59	23	A	Kentucky	54 76				
				83	H	Georgia	64 63	26	H	LSU	54 57				

Non-Div I Games:

Texas A&M

■ Loss,
 ■ Non-Conf, S Site,
 ■ Home
 ■ Away
 N Neutral

Texas Southern

Through Games Of Feb. 18, 2020

Average RPI Win:	262	WON-LOST	WINNING	LAST 10	STRENGTH OF	OPP. STRENGTH	TEAM	ADJ.	CONF.	ADJ CONF.
Average RPI Loss:	105	RECORD	PCT. RANK	GAMES	SCHEDULE	OF SCHEDULE	RPI	RPI	RPI	RPI
DIV. I ONLY	14- 9	104	7-3	239	258	138	138	32	32	
DIV. I NON-CONF.	5- 6	187	0	26	35	49	49	31	31	
TOTALS	RPI 1-25	RPI 26-50	W-L RECORDS	RPI 51-100	RPI 101-150	RPI 150+				
14- 9	0- 2	0- 1	OVERALL	1- 1	1- 4	12- 1				
7- 1	0- 0	0- 0	HOME	1- 0	0- 1	6- 0				
7- 6	0- 2	0- 1	AWAY	0- 1	1- 1	6- 1				
0- 2	0- 0	0- 0	NEUTRAL	0- 0	0- 2	0- 0				
5- 6	0- 2	0- 1	NON-CONFERENCE	1- 1	1- 2	3- 0				
1- 0	0- 0	0- 0	HOME	1- 0	0- 0	0- 0				
4- 4	0- 2	0- 1	AWAY	0- 1	1- 0	3- 0				
0- 2	0- 0	0- 0	NEUTRAL	0- 0	0- 2	0- 0				
9- 3	0- 0	0- 0	CONFERENCE	0- 0	0- 2	9- 1				
6- 1	0- 0	0- 0	HOME	0- 0	0- 1	6- 0				
3- 2	0- 0	0- 0	AWAY	0- 0	0- 1	3- 1				
0- 0	0- 0	0- 0	NEUTRAL	0- 0	0- 0	0- 0				

RPI 1-25				RPI 26-50				RPI 51-100				RPI 101+ Team's RPI: 138			
RPI	S	Opponent	Score	RPI	S	Opponent	Score	RPI	S	Opponent	Score	RPI	S	Opponent	Score
1	A	Oregon	63 99	44	A	Iowa St.	59 79	78	A	Colorado	50 74	107	A	UT Arlington	74 63
13	A	Gonzaga	45 80					84	H	Rice	63 56	112	N	Utah	52 61
												127	N	UAB	68 84
												143	A	Jackson St.	79 81
												143	H	Jackson St.	61 72
												158	A	Tulane	72 62
												177	A	Hawaii	74 57
												250	H	Southern U.	61 56
												261	A	Alabama A&M	65 58
												282	A	Prairie View	47 50
												282	H	Prairie View	88 65
												317	A	UTRGV	71 44
												328	A	Alabama St.	81 54
												329	H	Alcorn	105 70
												339	H	Ark.-Pine Bluff	78 77
												345	A	Grambling	89 85
												345	H	Grambling	85 62
												351	H	Mississippi Val.	88 58
LAST 10 Division I															
345	H	Grambling	85 62	339	H	Ark.-Pine Bluff	78 77								
143	H	Jackson St.	61 72	351	H	Mississippi Val.	88 58								
282	A	Prairie View	47 50	345	A	Grambling	89 85								
328	A	Alabama St.	81 54	143	A	Jackson St.	79 81								
261	A	Alabama A&M	65 58	282	H	Prairie View	88 65								

Non-Div I Games:

Texas Southern

■ Loss,
 ■ Non-Conf,
 ■ S Site,
 ■ Home
 ■ Away
 N Neutral

Average RPI Win:	203	WON-LOST	WINNING	LAST 10	STRENGTH OF	OPP. STRENGTH	TEAM	ADJ.	CONF.	ADJ CONF.
Average RPI Loss:	181	RECORD	PCT. RANK	GAMES	SCHEDULE	OF SCHEDULE	RPI	RPI	RPI	RPI
DIV. I ONLY	8- 14	255	3-7	210	223	259	259	21	21	
DIV. I NON-CONF.	5- 4	140	0	203	216	138	138	19	19	
TOTALS	RPI 1-25	RPI 26-50	W-L RECORDS	RPI 51-100	RPI 101-150	RPI 150+				
8- 14	0- 1	0- 1	OVERALL	1- 2	1- 1	6- 9				
5- 6	0- 0	0- 0	HOME	1- 1	1- 0	3- 5				
3- 8	0- 1	0- 1	AWAY	0- 1	0- 1	3- 4				
0- 0	0- 0	0- 0	NEUTRAL	0- 0	0- 0	0- 0				
5- 4	0- 1	0- 0	NON-CONFERENCE	1- 0	0- 1	4- 2				
4- 0	0- 0	0- 0	HOME	1- 0	0- 0	3- 0				
1- 4	0- 1	0- 0	AWAY	0- 0	0- 1	1- 2				
0- 0	0- 0	0- 0	NEUTRAL	0- 0	0- 0	0- 0				
3- 10	0- 0	0- 1	CONFERENCE	0- 2	1- 0	2- 7				
1- 6	0- 0	0- 0	HOME	0- 1	1- 0	0- 5				
2- 4	0- 0	0- 1	AWAY	0- 1	0- 0	2- 2				
0- 0	0- 0	0- 0	NEUTRAL	0- 0	0- 0	0- 0				

RPI 1-25				RPI 26-50				RPI 51-100				RPI 101+ Team's RPI: 259			
RPI	S	Opponent	Score	RPI	S	Opponent	Score	RPI	S	Opponent	Score	RPI	S	Opponent	Score
19	A	TCU	52 79	48	A	Troy	50 84	82	A	Coastal Caro.	67 75	107	H	UT Arlington	72 55
								82	H	Coastal Caro.	59 69	114	A	Kansas	48 68
								95	H	A&M-Corpus Christi	57 48	152	H	New Orleans	51 49
												171	A	Dartmouth	61 51
												202	H	Louisiana	67 73
												210	A	Oral Roberts	57 63
												211	A	Little Rock	50 47
												211	H	Little Rock	66 78
												236	A	South Alabama	76 78
												239	A	Appalachian St.	65 73
												239	H	Appalachian St.	47 59
												246	A	Morgan St.	62 72
												260	A	Arkansas St.	83 69
												260	H	Arkansas St.	53 56
												302	H	UTSA	74 69
												329	H	Alcorn	67 59
												350	H	La.-Monroe	55 58
LAST 10 Division I															
260	A	Arkansas St.	83 69	236	A	South Alabama	76 78								
211	A	Little Rock	50 47	48	A	Troy	50 84								
239	H	Appalachian St.	47 59	202	H	Louisiana	67 73								
82	H	Coastal Caro.	59 69	350	H	La.-Monroe	55 58								
107	H	UT Arlington	72 55	239	A	Appalachian St.	65 73								

Non-Div I Games: Texas Lutheran 72 31 Tex. Permian Basin 83 45

Texas St.

■ Loss,
 ■ Non-Conf,
 ■ S Site,
 ■ Home
 ■ A Away
 N Neutral

Average RPI Win:	225	WON-LOST	WINNING	LAST 10	STRENGTH OF	OPP. STRENGTH	TEAM	ADJ.	CONF.	ADJ CONF.
Average RPI Loss:	56	RECORD	PCT. RANK	GAMES	SCHEDULE	OF SCHEDULE	RPI	RPI	RPI	RPI
DIV. I ONLY	15- 9	92	3-7	214	84	146	146	3	3	
DIV. I NON-CONF.	11- 0	1	0	350	341	160	160	3	3	
TOTALS	RPI 1-25	RPI 26-50	W-L RECORDS	RPI 51-100	RPI 101-150	RPI 150+				
15- 9	1- 2	1- 3	OVERALL	1- 3	2- 1	10- 0				
12- 4	0- 1	1- 2	HOME	1- 1	1- 0	9- 0				
2- 5	1- 1	0- 1	AWAY	0- 2	1- 1	0- 0				
1- 0	0- 0	0- 0	NEUTRAL	0- 0	0- 0	1- 0				
11- 0	0- 0	0- 0	NON-CONFERENCE	0- 0	1- 0	10- 0				
9- 0	0- 0	0- 0	HOME	0- 0	0- 0	9- 0				
1- 0	0- 0	0- 0	AWAY	0- 0	1- 0	0- 0				
1- 0	0- 0	0- 0	NEUTRAL	0- 0	0- 0	1- 0				
4- 9	1- 2	1- 3	CONFERENCE	1- 3	1- 1	0- 0				
3- 4	0- 1	1- 2	HOME	1- 1	1- 0	0- 0				
1- 5	1- 1	0- 1	AWAY	0- 2	0- 1	0- 0				
0- 0	0- 0	0- 0	NEUTRAL	0- 0	0- 0	0- 0				

RPI 1-25				RPI 26-50				RPI 51-100				RPI 101+ Team's RPI: 146			
RPI	S	Opponent	Score	RPI	S	Opponent	Score	RPI	S	Opponent	Score	RPI	S	Opponent	Score
4	A	Baylor	79 87	41	A	Texas	66 92	55	A	West Virginia	60 67	109	A	San Diego	64 60
4	H	Baylor	62 77	41	H	Texas	66 81	58	H	Oklahoma	89 84	114	A	Kansas	50 67
19	A	TCU	80 76	44	H	Iowa St.	66 96	100	A	Kansas St.	70 84	114	H	Kansas	89 72
				46	H	Oklahoma St.	109 79	100	H	Kansas St.	72 76	151	H	Sam Houston St.	99 57
												281	H	Ole Miss	84 48
												282	H	Prairie View	82 48
												302	H	UTSA	115 58
												318	H	Houston Baptist	59 51
												331	N	Purdue Fort Wayne	82 48
												337	H	Northwestern St.	79 49
												339	H	Ark.-Pine Bluff	81 55
												343	H	Florida A&M	98 60
												350	H	La.-Monroe	83 38
LAST 10 Division I															
4	H	Baylor	62 77	46	H	Oklahoma St.	109 79	4	A	Baylor	79 87				
55	A	West Virginia	60 67	4	A	Baylor	79 87	58	H	Oklahoma	89 84				
114	H	Kansas	89 72	58	H	Oklahoma	89 84	114	A	Kansas	50 67				
41	H	Texas	66 81	114	A	Kansas	50 67	41	A	Texas	66 92				
100	A	Kansas St.	70 84	41	A	Texas	66 92								

Non-Div I Games:

Texas Tech

■ Loss,
 ■ Non-Conf,
 ■ S Site,
 ■ H Home
 ■ A Away
 N Neutral

Average RPI Win: 196	WON-LOST	WINNING	LAST 10	STRENGTH OF	OPP. STRENGTH	TEAM	ADJ.	CONF.	ADJ CONF.
Average RPI Loss: 112	RECORD	PCT. RANK	GAMES	SCHEDULE	OF SCHEDULE	RPI	RPI	RPI	RPI
DIV. I ONLY	11- 12	190	5-5	124	130	156	156	10	10
DIV. I NON-CONF.	5- 6	187	0	179	219	204	204	10	10
TOTALS	RPI 1-25	RPI 26-50	W-L RECORDS	RPI 51-100	RPI 101-150	RPI 150+			
11- 12	0- 1	0- 2	OVERALL	1- 1	4- 4	6- 4			
6- 5	0- 0	0- 1	HOME	1- 1	2- 0	3- 3			
4- 6	0- 1	0- 0	AWAY	0- 0	1- 4	3- 1			
1- 1	0- 0	0- 1	NEUTRAL	0- 0	1- 0	0- 0			
5- 6	0- 0	0- 2	NON-CONFERENCE	1- 0	1- 2	3- 2			
2- 3	0- 0	0- 1	HOME	1- 0	0- 0	1- 2			
2- 2	0- 0	0- 0	AWAY	0- 0	0- 2	2- 0			
1- 1	0- 0	0- 1	NEUTRAL	0- 0	1- 0	0- 0			
6- 6	0- 1	0- 0	CONFERENCE	0- 1	3- 2	3- 2			
4- 2	0- 0	0- 0	HOME	0- 1	2- 0	2- 1			
2- 4	0- 1	0- 0	AWAY	0- 0	1- 2	1- 1			
0- 0	0- 0	0- 0	NEUTRAL	0- 0	0- 0	0- 0			

RPI S	Opponent	Score	RPI S	Opponent	Score	RPI S	Opponent	Score	RPI S	Opponent	Score	Team's RPI: 156
17	A Central Mich.	66 73	48	N Troy	64 71	57	H Ball St.	58 60	104	A Kent St.	68 87	
			50	H Dayton	42 60	60	H Belmont	53 48	104	H Kent St.	69 60	
									110	A Notre Dame	51 54	
									117	N Pacific	66 65	
									121	A Duquesne	74 79	
									133	A Buffalo	78 62	
									133	H Buffalo	71 59	
									150	A Western Mich.	72 84	
									154	H Valparaiso	54 61	
									173	H Eastern Mich.	62 77	
									178	H Memphis	76 83	
									179	A Northern Ill.	63 51	
									187	A Miami (OH)	83 92	
									192	H Akron	65 61	
									255	H Bowling Green	79 72	
									309	A Georgia St.	74 48	
									333	A Detroit Mercy	82 64	
									340	H Canisius	83 65	
LAST 10 Division I												
104	A Kent St.	68 87	173	H Eastern Mich.	62 77							
57	H Ball St.	58 60	17	A Central Mich.	66 73							
133	A Buffalo	78 62	255	H Bowling Green	79 72							
187	A Miami (OH)	83 92	192	H Akron	65 61							
104	H Kent St.	69 60	179	A Northern Ill.	63 51							

Non-Div I Games:

Toledo

Average RPI Win: 215	WON-LOST	WINNING	LAST 10	STRENGTH OF	OPP. STRENGTH	TEAM	ADJ.	CONF.	ADJ CONF.
Average RPI Loss: 115	RECORD	PCT. RANK	GAMES	SCHEDULE	OF SCHEDULE	RPI	RPI	RPI	RPI
DIV. I ONLY	11- 11	177	7-3	145	120	169	169	14	14
DIV. I NON-CONF.	4- 6	212	0	148	59	214	214	13	13
TOTALS	RPI 1-25	RPI 26-50	W-L RECORDS	RPI 51-100	RPI 101-150	RPI 150+			
11- 11	0- 1	1- 3	OVERALL	0- 1	1- 2	9- 4			
8- 4	0- 0	1- 0	HOME	0- 1	1- 1	6- 2			
2- 6	0- 0	0- 3	AWAY	0- 0	0- 1	2- 2			
1- 1	0- 1	0- 0	NEUTRAL	0- 0	0- 0	1- 0			
4- 6	0- 1	0- 1	NON-CONFERENCE	0- 1	0- 1	4- 2			
3- 2	0- 0	0- 0	HOME	0- 1	0- 0	3- 1			
0- 3	0- 0	0- 1	AWAY	0- 0	0- 1	0- 1			
1- 1	0- 1	0- 0	NEUTRAL	0- 0	0- 0	1- 0			
7- 5	0- 0	1- 2	CONFERENCE	0- 0	1- 1	5- 2			
5- 2	0- 0	1- 0	HOME	0- 0	1- 1	3- 1			
2- 3	0- 0	0- 2	AWAY	0- 0	0- 0	2- 1			
0- 0	0- 0	0- 0	NEUTRAL	0- 0	0- 0	0- 0			

RPI 1-25			RPI 26-50			RPI 51-100			RPI 101+ Team's RPI: 169		
RPI	S	Opponent	Score	RPI	S	Opponent	Score	RPI	S	Opponent	Score
10	N	Iowa	72 100	42	A	James Madison	39 81	76	H	Temple	59 74
				42	H	James Madison	76 75				
				47	A	Rutgers	53 67				
				49	A	Drexel	50 59				
LAST 10 Division I											
253	H	Col. of Charleston	83 72	320	H	Hofstra	84 71				
269	H	UNCW	78 45	126	H	Northeastern	81 68				
42	A	James Madison	39 81	269	A	UNCW	62 41				
189	A	Delaware	62 69	253	A	Col. of Charleston	79 62				
49	A	Drexel	50 59	42	H	James Madison	76 75				

Non-Div I Games: Chestnut Hill 86 49

Towson

■ Loss,
 ■ Non-Conf,
 ■ S Site,
 ■ H Home
 ■ A Away
 N Neutral

Average RPI Win:	220	WON-LOST	WINNING	LAST 10	STRENGTH OF	OPP. STRENGTH	TEAM	ADJ.	CONF.	ADJ CONF.
Average RPI Loss:	82	RECORD	PCT. RANK	GAMES	SCHEDULE	OF SCHEDULE	RPI	RPI	RPI	RPI
DIV. I ONLY	18- 4	27	8-2	172	222	48	48	21	21	
DIV. I NON-CONF.	7- 2	53	0	105	64	29	29	19	19	
TOTALS	RPI 1-25	RPI 26-50	W-L RECORDS	RPI 51-100	RPI 101-150	RPI 150+				
18- 4	0- 1	0- 1	OVERALL	1- 1	3- 0	14- 1				
8- 1	0- 0	0- 0	HOME	1- 0	1- 0	6- 1				
8- 3	0- 1	0- 1	AWAY	0- 1	1- 0	7- 0				
2- 0	0- 0	0- 0	NEUTRAL	0- 0	1- 0	1- 0				
7- 2	0- 1	0- 1	NON-CONFERENCE	0- 0	2- 0	5- 0				
2- 0	0- 0	0- 0	HOME	0- 0	0- 0	2- 0				
3- 2	0- 1	0- 1	AWAY	0- 0	1- 0	2- 0				
2- 0	0- 0	0- 0	NEUTRAL	0- 0	1- 0	1- 0				
11- 2	0- 0	0- 0	CONFERENCE	1- 1	1- 0	9- 1				
6- 1	0- 0	0- 0	HOME	1- 0	1- 0	4- 1				
5- 1	0- 0	0- 0	AWAY	0- 1	0- 0	5- 0				
0- 0	0- 0	0- 0	NEUTRAL	0- 0	0- 0	0- 0				

RPI 1-25			RPI 26-50			Team's RPI: 48			RPI 51-100			RPI 101+		
RPI	S	Opponent	Score	RPI	S	Opponent	Score		RPI	S	Opponent	Score		
11	A	Mississippi St.	82 122	31	A	Duke	85 99		82	A	Coastal Caro.	103 124	104	N Kent St. 71 64
									82	H	Coastal Caro.	84 77	107	H UT Arlington 85 69
													111	A Bethune-Cookman 68 62
													156	N Toledo 71 64
													164	A Samford 74 65
													198	A Chattanooga 90 51
													202	A Louisiana 67 64
													202	H Louisiana 73 79
													236	H South Alabama 85 68
													239	A Appalachian St. 81 61
													239	H Appalachian St. 84 55
													259	H Texas St. 84 50
													274	H Jacksonville St. 94 64
													284	H ETSU 79 61
													301	A Ga. Southern 79 69
													309	A Georgia St. 71 57
													350	A La.-Monroe 72 65
													350	H La.-Monroe 77 65
LAST 10 Division I														
239	A	Appalachian St.	81 61	107	H	UT Arlington	85 69							
82	A	Coastal Caro.	103 124	259	H	Texas St.	84 50							
202	A	Louisiana	67 64	309	A	Georgia St.	71 57							
350	H	La.-Monroe	77 65	301	A	Ga. Southern	79 69							
236	H	South Alabama	85 68	202	H	Louisiana	73 79							

Non-Div I Games: AUM 72 42 Fort Valley St. 101 52

Troy

Tulane

Through Games Of Feb. 18, 2020

Average RPI Win:	183	WON-LOST	WINNING	LAST 10	STRENGTH OF	OPP. STRENGTH	TEAM	ADJ.	CONF.	ADJ CONF.
Average RPI Loss:	106	RECORD	PCT. RANK	GAMES	SCHEDULE	OF SCHEDULE	RPI	RPI	RPI	RPI
DIV. I ONLY	12- 13	186	5-5	98	93	158	158	9	9	
DIV. I NON-CONF.	5- 8	221	0	85	117	203	203	9	9	
TOTALS	RPI 1-25	RPI 26-50	W-L RECORDS	RPI 51-100	RPI 101-150	RPI 150+				
12- 13	0- 0	1- 1	OVERALL	1- 7	3- 2	7- 3				
7- 9	0- 0	1- 1	HOME	1- 4	1- 2	4- 2				
5- 2	0- 0	0- 0	AWAY	0- 1	2- 0	3- 1				
0- 2	0- 0	0- 0	NEUTRAL	0- 2	0- 0	0- 0				
5- 8	0- 0	0- 1	NON-CONFERENCE	0- 5	2- 1	3- 1				
3- 6	0- 0	0- 1	HOME	0- 3	1- 1	2- 1				
2- 0	0- 0	0- 0	AWAY	0- 0	1- 0	1- 0				
0- 2	0- 0	0- 0	NEUTRAL	0- 2	0- 0	0- 0				
7- 5	0- 0	1- 0	CONFERENCE	1- 2	1- 1	4- 2				
4- 3	0- 0	1- 0	HOME	1- 1	0- 1	2- 1				
3- 2	0- 0	0- 0	AWAY	0- 1	1- 0	2- 1				
0- 0	0- 0	0- 0	NEUTRAL	0- 0	0- 0	0- 0				

RPI S	Opponent	Score	RPI S	Opponent	Score	RPI S	Opponent	Score	RPI S	Opponent	Score	Team's RPI: 158
26	H LSU	54 59	43	H UCF	60 59	52	H Middle Tenn.	62 64	136	A Washington	64 62	
						65	N Charlotte	56 60	138	H Texas Southern	62 72	
						66	A South Fla.	56 63	143	H Jackson St.	82 46	
						66	H South Fla.	43 53	147	A Wichita St.	61 56	
						68	N Boston College	76 89	147	H Wichita St.	68 69	
						77	H Cincinnati	64 59	178	A Memphis	62 64	
						78	H Colorado	52 62	178	H Memphis	59 55	
						79	H Alabama	56 66	181	H Houston	60 66	
									209	A Southern Miss.	62 58	
									224	H Central Ark.	65 38	
									236	H South Alabama	53 62	
									242	A Tulsa	50 46	
									242	H Tulsa	64 62	
									249	A SMU	67 66	
									301	H Ga. Southern	56 40	
LAST 10 Division I												
147	H Wichita St.	68 69	66	A South Fla.	56 63							
66	H South Fla.	43 53	43	H UCF	60 59							
178	A Memphis	62 64	77	H Cincinnati	64 59							
181	H Houston	60 66	249	A SMU	67 66							
242	A Tulsa	50 46	178	H Memphis	59 55							

Non-Div I Games:

Tulane

Loss, Non-Conf, S Site, H Home A Away N Neutral

Average RPI Win:	250	WON-LOST	WINNING	LAST 10	STRENGTH OF	OPP. STRENGTH	TEAM	ADJ.	CONF.	ADJ CONF.
Average RPI Loss:	108	RECORD	PCT. RANK	GAMES	SCHEDULE	OF SCHEDULE	RPI	RPI	RPI	RPI
DIV. I ONLY	7- 18	293	2-8	93	92	242	242	9	9	
DIV. I NON-CONF.	5- 8	221	0	98	166	197	197	9	9	
TOTALS	RPI 1-25	RPI 26-50	W-L RECORDS	RPI 51-100	RPI 101-150	RPI 150+				
7- 18	0- 1	0- 5	OVERALL	0- 4	0- 2	7- 6				
6- 6	0- 0	0- 2	HOME	0- 3	0- 0	6- 1				
1- 10	0- 1	0- 1	AWAY	0- 1	0- 2	1- 5				
0- 2	0- 0	0- 2	NEUTRAL	0- 0	0- 0	0- 0				
5- 8	0- 0	0- 4	NON-CONFERENCE	0- 1	0- 1	5- 2				
4- 2	0- 0	0- 1	HOME	0- 1	0- 0	4- 0				
1- 4	0- 0	0- 1	AWAY	0- 0	0- 1	1- 2				
0- 2	0- 0	0- 2	NEUTRAL	0- 0	0- 0	0- 0				
2- 10	0- 1	0- 1	CONFERENCE	0- 3	0- 1	2- 4				
2- 4	0- 0	0- 1	HOME	0- 2	0- 0	2- 1				
0- 6	0- 1	0- 0	AWAY	0- 1	0- 1	0- 3				
0- 0	0- 0	0- 0	NEUTRAL	0- 0	0- 0	0- 0				

RPI	S	Opponent	Score	RPI	S	Opponent	Score	RPI	S	Opponent	Score	RPI	S	Opponent	Score	Team's RPI: 242
7	A	UConn	34 92	32	N	Western Ky.	63 76	66	H	South Fla.	52 68	125	A	Abilene Christian	63 73	
				33	N	Marquette	60 61	76	H	Temple	65 74	147	A	Wichita St.	46 57	
				37	A	Arkansas	41 91	77	A	Cincinnati	53 78	158	A	Tulane	62 64	
				43	H	UCF	49 62	89	H	SFA	63 67	158	H	Tulane	46 50	
				46	H	Oklahoma St.	48 78					178	A	Memphis	44 63	
												210	H	Oral Roberts	67 65	
												211	A	Little Rock	51 63	
												213	A	Stetson	60 66	
												217	A	UTEP	58 51	
												249	A	SMU	38 57	
												249	H	SMU	65 58	
												254	H	East Carolina	58 56	
												260	H	Arkansas St.	79 77	
												266	H	Colorado St.	61 55	
												291	H	LMU (CA)	75 56	
LAST 10 Division I																
249	H	SMU	65 58	249	A	SMU	38 57									
77	A	Cincinnati	53 78	254	H	East Carolina	58 56									
43	H	UCF	49 62	7	A	UConn	34 92									
178	A	Memphis	44 63	147	A	Wichita St.	46 57									
158	H	Tulane	46 50	66	H	South Fla.	52 68									

Non-Div I Games:

Tulsa

U

A

B

U

A

B

UAB

Page 298

Average RPI Win:	252	WON-LOST	WINNING	LAST 10	STRENGTH OF	OPP. STRENGTH	TEAM	ADJ.	CONF.	ADJ CONF.
Average RPI Loss:	158	RECORD	PCT. RANK	GAMES	SCHEDULE	OF SCHEDULE	RPI	RPI	RPI	RPI
DIV. I ONLY	13- 10	131	9-1	237	230	159	159	28	28	
DIV. I NON-CONF.	4- 8	235	0	110	155	207	207	26	26	
TOTALS	RPI 1-25	RPI 26-50	W-L RECORDS	RPI 51-100	RPI 101-150	RPI 150+				
13- 10	0- 1	0- 0	OVERALL	0- 3	1- 0	12- 6				
9- 2	0- 0	0- 0	HOME	0- 0	1- 0	8- 2				
4- 8	0- 1	0- 0	AWAY	0- 3	0- 0	4- 4				
0- 0	0- 0	0- 0	NEUTRAL	0- 0	0- 0	0- 0				
4- 8	0- 1	0- 0	NON-CONFERENCE	0- 3	1- 0	3- 4				
3- 2	0- 0	0- 0	HOME	0- 0	1- 0	2- 2				
1- 6	0- 1	0- 0	AWAY	0- 3	0- 0	1- 2				
0- 0	0- 0	0- 0	NEUTRAL	0- 0	0- 0	0- 0				
9- 2	0- 0	0- 0	CONFERENCE	0- 0	0- 0	9- 2				
6- 0	0- 0	0- 0	HOME	0- 0	0- 0	6- 0				
3- 2	0- 0	0- 0	AWAY	0- 0	0- 0	3- 2				
0- 0	0- 0	0- 0	NEUTRAL	0- 0	0- 0	0- 0				

RPI 1-25				RPI 26-50				RPI 51-100				RPI 101+ Team's RPI: 159			
RPI	S	Opponent	Score	RPI	S	Opponent	Score	RPI	S	Opponent	Score	RPI	S	Opponent	Score
9	A	Stanford	55 67					59	A	Fresno St.	65 73	132	H	Boston U.	75 68
								71	A	Minnesota	67 76	155	A	Saint Mary's (CA)	74 83
								87	A	Montana St.	65 77	161	A	Northern Ariz.	71 61
												177	H	Hawaii	62 49
												190	A	Pepperdine	67 70
												203	H	Santa Clara	61 62
												221	H	Portland St.	70 76
												230	A	Cal St. Fullerton	72 61
												234	H	San Francisco	79 67
												267	A	UC Santa Barbara	56 46
												267	H	UC Santa Barbara	66 63
												276	H	Long Beach St.	57 55
												283	A	UC Riverside	70 75
												298	H	CSUN	61 39
												299	H	Sacramento St.	77 75
												304	A	UC Irvine	68 73
												304	H	UC Irvine	65 53
												313	A	Cal Poly	42 36
												313	H	Cal Poly	71 58
LAST 10 Division I															
304	H	UC Irvine	65 53	298	H	CSUN	61 39								
313	H	Cal Poly	71 58	313	A	Cal Poly	42 36								
304	A	UC Irvine	68 73	267	A	UC Santa Barbara	56 46								
230	A	Cal St. Fullerton	72 61	276	H	Long Beach St.	57 55								
267	H	UC Santa Barbara	66 63	177	H	Hawaii	62 49								

Non-Div I Games: William Jessup 96 32

UC Davis

■ Loss,
 ■ Non-Conf,
 ■ S Site,
 ■ Home
 ■ A Away
 N Neutral

U
C
I
r
v
i
n
eU
C
I
r
v
i
n
e

UC Irvine

Page 300

UC Riverside

Through Games Of Feb. 18, 2020

Average RPI Win:	269	WON-LOST	WINNING	LAST 10	STRENGTH OF	OPP. STRENGTH	TEAM	ADJ.	CONF.	ADJ CONF.
Average RPI Loss:	189	RECORD	PCT. RANK	GAMES	SCHEDULE	OF SCHEDULE	RPI	RPI	RPI	RPI
DIV. I ONLY	8- 16	264	4-6	243	254	283	283	28	28	
DIV. I NON-CONF.	4- 10	259	0	193	198	262	262	26	26	
TOTALS	RPI 1-25	RPI 26-50	W-L RECORDS	RPI 51-100	RPI 101-150	RPI 150+				
8- 16	0- 2	0- 0	OVERALL	0- 1	0- 2	8- 11				
6- 4	0- 0	0- 0	HOME	0- 1	0- 0	6- 3				
2- 12	0- 2	0- 0	AWAY	0- 0	0- 2	2- 8				
0- 0	0- 0	0- 0	NEUTRAL	0- 0	0- 0	0- 0				
4- 10	0- 2	0- 0	NON-CONFERENCE	0- 1	0- 2	4- 5				
3- 2	0- 0	0- 0	HOME	0- 1	0- 0	3- 1				
1- 8	0- 2	0- 0	AWAY	0- 0	0- 2	1- 4				
0- 0	0- 0	0- 0	NEUTRAL	0- 0	0- 0	0- 0				
4- 6	0- 0	0- 0	CONFERENCE	0- 0	0- 0	4- 6				
3- 2	0- 0	0- 0	HOME	0- 0	0- 0	3- 2				
1- 4	0- 0	0- 0	AWAY	0- 0	0- 0	1- 4				
0- 0	0- 0	0- 0	NEUTRAL	0- 0	0- 0	0- 0				

RPI 1-25				RPI 26-50				RPI 51-100				RPI 101+ Team's RPI: 283			
RPI	S	Opponent	Score	RPI	S	Opponent	Score	RPI	S	Opponent	Score	RPI	S	Opponent	Score
1	A	Oregon	41 84					75	H	Southern California	59 76	118	A	VCU	51 67
24	A	Arizona	27 70									135	A	California	61 84
												159	H	UC Davis	75 70
												177	A	Hawaii	57 80
												177	H	Hawaii	59 65
												188	A	Southern Utah	68 79
												200	A	New Mexico	70 80
												217	A	UTEP	50 63
												226	H	CSU Bakersfield	53 52
												230	A	Cal St. Fullerton	61 71
												266	A	Colorado St.	40 52
												267	H	UC Santa Barbara	66 61
												276	A	Long Beach St.	67 73
												276	H	Long Beach St.	58 57
												288	H	California Baptist	80 64
												298	A	CSUN	67 62
												304	H	UC Irvine	53 77
												313	A	Cal Poly	70 75
												316	A	New Mexico St.	60 58
												321	H	Weber St.	54 64
												325	H	Utah Valley	67 53
LAST 10 Division I															
276	H	Long Beach St.	58 57	177	H	Hawaii	59 65								
230	A	Cal St. Fullerton	61 71	313	A	Cal Poly	70 75								
298	A	CSUN	67 62	267	H	UC Santa Barbara	66 61								
304	H	UC Irvine	53 77	177	A	Hawaii	57 80								
276	A	Long Beach St.	67 73	159	H	UC Davis	75 70								

Non-Div I Games:

UC Riverside

Loss, Non-Conf, S Site, H Home A Away N Neutral

Average RPI Win:	271	WON-LOST	WINNING	LAST 10	STRENGTH OF	OPP. STRENGTH	TEAM	ADJ.	CONF.	ADJ CONF.
Average RPI Loss:	183	RECORD	PCT. RANK	GAMES	SCHEDULE	OF SCHEDULE	RPI	RPI	RPI	RPI
DIV. I ONLY	9- 14	242	5-5	244	304	267	267	28	28	
DIV. I NON-CONF.	4- 8	235	0	180	285	263	263	26	26	
TOTALS	RPI 1-25	RPI 26-50	W-L RECORDS	RPI 51-100	RPI 101-150	RPI 150+				
9- 14	0- 1	0- 0	OVERALL	1- 1	0- 1	8- 11				
5- 5	0- 0	0- 0	HOME	1- 0	0- 1	4- 4				
3- 8	0- 1	0- 0	AWAY	0- 0	0- 0	3- 7				
1- 1	0- 0	0- 0	NEUTRAL	0- 1	0- 0	1- 0				
4- 8	0- 1	0- 0	NON-CONFERENCE	1- 1	0- 1	3- 5				
3- 2	0- 0	0- 0	HOME	1- 0	0- 1	2- 1				
0- 5	0- 1	0- 0	AWAY	0- 0	0- 0	0- 4				
1- 1	0- 0	0- 0	NEUTRAL	0- 1	0- 0	1- 0				
5- 6	0- 0	0- 0	CONFERENCE	0- 0	0- 0	5- 6				
2- 3	0- 0	0- 0	HOME	0- 0	0- 0	2- 3				
3- 3	0- 0	0- 0	AWAY	0- 0	0- 0	3- 3				
0- 0	0- 0	0- 0	NEUTRAL	0- 0	0- 0	0- 0				

RPI 1-25				RPI 26-50				RPI 51-100				RPI 101+ Team's RPI: 267			
RPI	S	Opponent	Score	RPI	S	Opponent	Score	RPI	S	Opponent	Score	RPI	S	Opponent	Score
24	A	Arizona	42 61					75	H	Southern California	57 46	117	H	Pacific	53 63
								89	N	SFA	56 67	155	A	Saint Mary's (CA)	43 64
												159	A	UC Davis	63 66
												159	H	UC Davis	46 56
												165	H	San Jose St.	70 73
												177	H	Hawaii	51 63
												218	A	Grand Canyon	57 58
												226	A	CSU Bakersfield	62 66
												230	A	Cal St. Fullerton	75 66
												230	H	Cal St. Fullerton	68 70
												241	H	San Diego St.	64 52
												276	A	Long Beach St.	53 59
												283	A	UC Riverside	61 66
												288	A	California Baptist	81 85
												298	A	CSUN	65 55
												304	A	UC Irvine	65 61
												304	H	UC Irvine	67 57
												313	H	Cal Poly	52 50
												325	H	Utah Valley	59 51
												348	N	Chicago St.	96 65
LAST 10 Division I															
298	A	CSUN	65 55	230	A	Cal St. Fullerton	75 66								
276	A	Long Beach St.	53 59	159	H	UC Davis	46 56								
177	H	Hawaii	51 63	283	A	UC Riverside	61 66								
304	H	UC Irvine	67 57	304	A	UC Irvine	65 61								
159	A	UC Davis	63 66	313	H	Cal Poly	52 50								

Non-Div I Games: Ottawa (AZ) 72 57

UC Santa Barbara

Loss, Non-Conf, S Site, H Home A Away N Neutral

Average RPI Win:	170	WON-LOST	WINNING	LAST 10	STRENGTH OF	OPP. STRENGTH	TEAM	ADJ.	CONF.	ADJ CONF.
Average RPI Loss:	57	RECORD	PCT. RANK	GAMES	SCHEDULE	OF SCHEDULE	RPI	RPI	RPI	RPI
DIV. I ONLY	15- 8	76	6-4	42	79	43	43	9	9	
DIV. I NON-CONF.	8- 4	90	0	19	76	43	43	9	9	
TOTALS	RPI 1-25	RPI 26-50	W-L RECORDS	RPI 51-100	RPI 101-150	RPI 150+				
15- 8	1- 2	0- 2	OVERALL	3- 3	0- 0	11- 1				
11- 1	1- 1	0- 0	HOME	1- 0	0- 0	9- 0				
4- 5	0- 0	0- 1	AWAY	2- 3	0- 0	2- 1				
0- 2	0- 1	0- 1	NEUTRAL	0- 0	0- 0	0- 0				
8- 4	1- 1	0- 2	NON-CONFERENCE	1- 1	0- 0	6- 0				
7- 0	1- 0	0- 0	HOME	0- 0	0- 0	6- 0				
1- 2	0- 0	0- 1	AWAY	1- 1	0- 0	0- 0				
0- 2	0- 1	0- 1	NEUTRAL	0- 0	0- 0	0- 0				
7- 4	0- 1	0- 0	CONFERENCE	2- 2	0- 0	5- 1				
4- 1	0- 1	0- 0	HOME	1- 0	0- 0	3- 0				
3- 3	0- 0	0- 0	AWAY	1- 2	0- 0	2- 1				
0- 0	0- 0	0- 0	NEUTRAL	0- 0	0- 0	0- 0				

RPI	S	Opponent	Score	RPI	S	Opponent	Score	RPI	S	Opponent	Score	RPI	S	Opponent	Score
7	H	UConn	52 59	29	A	FGCU	50 72	60	A	Belmont	37 72	155	H	Saint Mary's (CA)	67 58
8	N	UCLA	56 61	42	N	James Madison	43 46	66	A	South Fla.	64 57	158	A	Tulane	59 60
17	H	Central Mich.	64 58					76	A	Temple	65 67	163	H	Wright St.	69 53
								77	A	Cincinnati	64 81	178	H	Memphis	82 66
								77	H	Cincinnati	49 42	181	A	Houston	67 49
								89	A	SFA	63 57	184	H	Quinnipiac	80 58
												189	H	Delaware	75 49
												213	H	Stetson	66 40
												242	A	Tulsa	62 49
												249	H	SMU	67 57
												254	H	East Carolina	91 55
												290	H	Pittsburgh	74 58
LAST 10 Division I															
77	H	Cincinnati	49 42	178	H	Memphis	82 66								
181	A	Houston	67 49	158	A	Tulane	59 60								
242	A	Tulsa	62 49	66	A	South Fla.	64 57								
249	H	SMU	67 57	7	H	UConn	52 59								
76	A	Temple	65 67	77	A	Cincinnati	64 81								

Non-Div I Games:

UCF

Average RPI Win:	114	WON-LOST	WINNING	LAST 10	STRENGTH OF	OPP. STRENGTH	TEAM	ADJ.	CONF.	ADJ CONF.
Average RPI Loss:	33	RECORD	PCT. RANK	GAMES	SCHEDULE	OF SCHEDULE	RPI	RPI	RPI	RPI
DIV. I ONLY	22- 3	12	7-3	33	11	8	8	1	1	
DIV. I NON-CONF.	11- 0	1	0	176	53	16	16	1	1	
TOTALS	RPI 1-25	RPI 26-50	W-L RECORDS	RPI 51-100	RPI 101-150	RPI 150+				
22- 3	4- 2	3- 0	OVERALL	6- 1	4- 0	5- 0				
12- 1	2- 1	1- 0	HOME	3- 0	2- 0	4- 0				
9- 2	2- 1	1- 0	AWAY	3- 1	2- 0	1- 0				
1- 0	0- 0	1- 0	NEUTRAL	0- 0	0- 0	0- 0				
11- 0	1- 0	1- 0	NON-CONFERENCE	3- 0	1- 0	5- 0				
6- 0	0- 0	0- 0	HOME	1- 0	1- 0	4- 0				
4- 0	1- 0	0- 0	AWAY	2- 0	0- 0	1- 0				
1- 0	0- 0	1- 0	NEUTRAL	0- 0	0- 0	0- 0				
11- 3	3- 2	2- 0	CONFERENCE	3- 1	3- 0	0- 0				
6- 1	2- 1	1- 0	HOME	2- 0	1- 0	0- 0				
5- 2	1- 1	1- 0	AWAY	1- 1	2- 0	0- 0				
0- 0	0- 0	0- 0	NEUTRAL	0- 0	0- 0	0- 0				

RPI	S	Opponent	Score	RPI	S	Opponent	Score	RPI	S	Opponent	Score	RPI	S	Opponent	Score
1	H	Oregon	66 80	28	A	Arizona St.	70 61	51	A	Virginia	73 62	112	A	Utah	84 54
9	A	Stanford	79 69	28	H	Arizona St.	68 66	54	H	Yale	100 65	117	H	Pacific	68 57
15	H	Oregon St.	83 74	43	N	UCF	61 56	75	A	Southern California	68 70	135	A	California	74 70
18	A	Indiana	68 58					75	H	Southern California	83 59	136	H	Washington	85 80
24	A	Arizona	66 92					78	A	Colorado	65 62	223	H	Northern Colo.	92 58
24	H	Arizona	70 58					83	A	Georgia	59 50	276	H	Long Beach St.	86 51
								98	H	Washington St.	66 50	291	H	LMU (CA)	74 52
												298	A	CSUN	58 44
												321	H	Weber St.	85 45
LAST 10 Division I															
15	H	Oregon St.	83 74	24	A	Arizona	66 92								
1	H	Oregon	66 80	98	H	Washington St.	66 50								
135	A	California	74 70	136	H	Washington	85 80								
9	A	Stanford	79 69	75	A	Southern California	68 70								
28	A	Arizona St.	70 61	78	A	Colorado	65 62								

Non-Div I Games:

UCLA

Average RPI Win: 113	WON-LOST	WINNING	LAST 10	STRENGTH OF	OPP. STRENGTH	TEAM	ADJ.	CONF.	ADJ CONF.
Average RPI Loss: 2	RECORD	PCT. RANK	GAMES	SCHEDULE	OF SCHEDULE	RPI	RPI	RPI	RPI
DIV. I ONLY	21- 3	16	8-2	16	5	7	7	9	9
DIV. I NON-CONF.	10- 3	57	1-2	5	1	4	4	9	9
TOTALS	RPI 1-25	RPI 26-50	W-L RECORDS	RPI 51-100	RPI 101-150	RPI 150+			
21- 3	2- 3	2- 0	OVERALL	7- 0	4- 0	6- 0			
9- 2	0- 2	0- 0	HOME	3- 0	3- 0	3- 0			
11- 1	2- 1	2- 0	AWAY	3- 0	1- 0	3- 0			
1- 0	0- 0	0- 0	NEUTRAL	1- 0	0- 0	0- 0			
10- 3	2- 3	1- 0	NON-CONFERENCE	4- 0	3- 0	0- 0			
4- 2	0- 2	0- 0	HOME	2- 0	2- 0	0- 0			
5- 1	2- 1	1- 0	AWAY	1- 0	1- 0	0- 0			
1- 0	0- 0	0- 0	NEUTRAL	1- 0	0- 0	0- 0			
11- 0	0- 0	1- 0	CONFERENCE	3- 0	1- 0	6- 0			
5- 0	0- 0	0- 0	HOME	1- 0	1- 0	3- 0			
6- 0	0- 0	1- 0	AWAY	2- 0	0- 0	3- 0			
0- 0	0- 0	0- 0	NEUTRAL	0- 0	0- 0	0- 0			

RPI	S	Opponent	Score	RPI	S	Opponent	Score	RPI	S	Opponent	Score	RPI	S	Opponent	Score
1	H	Oregon	56 74	43	A	UCF	59 52	51	H	Virginia	83 44	101	A	Vanderbilt	64 51
2	A	South Carolina	52 70	50	A	Dayton	75 37	56	H	Tennessee	60 45	110	H	Notre Dame	81 57
4	H	Baylor	58 74					58	N	Oklahoma	97 53	135	H	California	72 61
20	A	DePaul	84 74					66	A	South Fla.	67 47	147	H	Wichita St.	83 55
22	A	Ohio St.	73 62					69	A	Seton Hall	92 78	178	A	Memphis	68 56
								76	A	Temple	83 54	178	H	Memphis	94 55
								77	H	Cincinnati	80 50	181	H	Houston	91 51
												242	H	Tulsa	92 34
												249	A	SMU	80 42
												254	A	East Carolina	98 42
LAST 10 Division I															
66	A	South Fla.	67 47	254	A	East Carolina	98 42								
2	A	South Carolina	52 70	56	H	Tennessee	60 45								
178	H	Memphis	94 55	242	H	Tulsa	92 34								
1	H	Oregon	56 74	43	A	UCF	59 52								
77	H	Cincinnati	80 50	178	A	Memphis	68 56								

Non-Div I Games:

UConn

■ Loss,
 ■ Non-Conf, S Site,
 ■ Home
 ■ Away
 N Neutral

UIC				STRENGTH OF SCHEDULE	OPP. STRENGTH OF SCHEDULE	TEAM RPI	ADJ. RPI	CONF. RPI	ADJ CONF. RPI
Average RPI Win:	290	WON-LOST RECORD	WINNING PCT. RANK						
Average RPI Loss:	194		LAST 10 GAMES						
DIV. I ONLY	3- 23	341	1-9	296	273	342	342	22	22
DIV. I NON-CONF.	1- 10	329	0	306	211	339	339	20	20

TOTALS	RPI 1-25	RPI 26-50	W-L RECORDS	RPI 51-100	RPI 101-150	RPI 150+			
3- 23	0- 1	0- 0	OVERALL	0- 2	0- 3	3- 17			
2- 10	0- 1	0- 0	HOME	0- 1	0- 1	2- 7			
1- 13	0- 0	0- 0	AWAY	0- 1	0- 2	1- 10			
0- 0	0- 0	0- 0	NEUTRAL	0- 0	0- 0	0- 0			
1- 10	0- 1	0- 0	NON-CONFERENCE	0- 1	0- 2	1- 6			
0- 5	0- 1	0- 0	HOME	0- 0	0- 1	0- 3			
1- 5	0- 0	0- 0	AWAY	0- 1	0- 1	1- 3			
0- 0	0- 0	0- 0	NEUTRAL	0- 0	0- 0	0- 0			
2- 13	0- 0	0- 0	CONFERENCE	0- 1	0- 1	2- 11			
2- 5	0- 0	0- 0	HOME	0- 1	0- 0	2- 4			
0- 8	0- 0	0- 0	AWAY	0- 0	0- 1	0- 7			
0- 0	0- 0	0- 0	NEUTRAL	0- 0	0- 0	0- 0			

RPI 1-25				RPI 26-50				RPI 51-100				RPI 101+ Team's RPI: 342			
RPI	S	Opponent	Score	RPI	S	Opponent	Score	RPI	S	Opponent	Score	RPI	S	Opponent	Score
25	H	Florida St.	42 86					53	H	IUPUI	49 88	114	A	Kansas	50 91
								100	A	Kansas St.	40 84	139	A	Green Bay	36 73
												150	H	Western Mich.	52 80
												154	A	Valparaiso	37 63
												163	A	Wright St.	55 79
												163	H	Wright St.	43 58
												173	H	Eastern Mich.	59 68
												186	A	Northern Ky.	35 78
												186	H	Northern Ky.	46 88
												187	A	Miami (OH)	35 85
												201	A	Cleveland St.	44 84
												201	H	Cleveland St.	43 83
												225	H	Eastern Ill.	45 80
												232	A	Youngstown St.	65 77
												232	H	Youngstown St.	59 53
												237	A	Milwaukee	55 71
												278	H	Indiana St.	40 61
												289	A	Oakland	46 63
												289	H	Oakland	70 64
												331	A	Purdue Fort Wayne	50 61
												333	A	Detroit Mercy	52 58
												333	H	Detroit Mercy	62 70
												348	A	Chicago St.	73 61

LAST 10 Division I															
163	A	Wright St.	55 79	232	H	Youngstown St.	59 53	53	H	IUPUI	49 88				
186	A	Northern Ky.	35 78	53	H	IUPUI	49 88	139	A	Green Bay	36 73				
333	A	Detroit Mercy	52 58	237	A	Milwaukee	55 71	186	H	Northern Ky.	46 88				
289	A	Oakland	46 63												
201	H	Cleveland St.	43 83												

Non-Div I Games:

UIC

■ Loss,
 ■ Non-Conf,
 ■ S Site,
 ■ H Home
 ■ A Away
 N Neutral

Average RPI Win:	269	WON-LOST	WINNING	LAST 10	STRENGTH OF	OPP. STRENGTH	TEAM	ADJ.	CONF.	ADJ CONF.
Average RPI Loss:	198	RECORD	PCT. RANK	GAMES	SCHEDULE	OF SCHEDULE	RPI	RPI	RPI	RPI
DIV. I ONLY	7- 15	280	4-6	257	330	297	297	27	27	
DIV. I NON-CONF.	3- 7	252	0	225	330	279	279	27	27	
TOTALS	RPI 1-25	RPI 26-50	W-L RECORDS	RPI 51-100	RPI 101-150	RPI 150+				
7- 15	0- 0	0- 0	OVERALL	0- 3	0- 1	7- 11				
4- 4	0- 0	0- 0	HOME	0- 1	0- 0	4- 3				
3- 9	0- 0	0- 0	AWAY	0- 2	0- 1	3- 6				
0- 2	0- 0	0- 0	NEUTRAL	0- 0	0- 0	0- 2				
3- 7	0- 0	0- 0	NON-CONFERENCE	0- 1	0- 1	3- 5				
2- 1	0- 0	0- 0	HOME	0- 0	0- 0	2- 1				
1- 4	0- 0	0- 0	AWAY	0- 1	0- 1	1- 2				
0- 2	0- 0	0- 0	NEUTRAL	0- 0	0- 0	0- 2				
4- 8	0- 0	0- 0	CONFERENCE	0- 2	0- 0	4- 6				
2- 3	0- 0	0- 0	HOME	0- 1	0- 0	2- 2				
2- 5	0- 0	0- 0	AWAY	0- 1	0- 0	2- 4				
0- 0	0- 0	0- 0	NEUTRAL	0- 0	0- 0	0- 0				

RPI 1-25				RPI 26-50				RPI 51-100				RPI 101+ Team's RPI: 297					
RPI	S	Opponent	Score	RPI	S	Opponent	Score	RPI	S	Opponent	Score	RPI	S	Opponent	Score		
								63	A	Stony Brook	45	57	131	A	William & Mary	48	76
								63	H	Stony Brook	49	66	167	A	Mt. St. Mary's	61	71
								85	A	Syracuse	48	82	168	H	Binghamton	43	61
													182	N	La Salle	58	74
													185	A	Lafayette	65	58
													205	A	Maine	74	54
													215	N	Kennesaw St.	44	59
													229	A	UMass Lowell	64	75
													229	H	UMass Lowell	65	52
													246	H	Morgan St.	65	63
													248	H	Howard	61	72
													263	A	New Hampshire	51	56
													263	H	New Hampshire	63	72
													287	A	Wagner	60	67
													295	A	Vermont	58	60
													314	A	Albany (NY)	51	56
													327	H	Coppin St.	71	48
													346	A	Hartford	56	47
													346	H	Hartford	61	54
LAST 10 Division I																	
263	A	New Hampshire	51	56	205	A	Maine	74	54								
229	H	UMass Lowell	65	52	346	H	Hartford	61	54								
346	A	Hartford	56	47	263	H	New Hampshire	63	72								
63	H	Stony Brook	49	66	295	A	Vermont	58	60								
314	A	Albany (NY)	51	56	168	H	Binghamton	43	61								

Non-Div I Games: Gettysburg 92 50

UMBC

■ Loss,
 ■ Non-Conf,
 ■ S Site,
 ■ H Home
 ■ A Away
 N Neutral

UMES		WON-LOST	WINNING	LAST 10	STRENGTH OF	OPP. STRENGTH	TEAM	ADJ.	CONF.	ADJ CONF.
Average RPI Win: 242		RECORD	PCT. RANK	GAMES	SCHEDULE	OF SCHEDULE	RPI	RPI	RPI	RPI
Average RPI Loss: 191										
DIV. I ONLY		3- 19	328	2-8	207	308	323	323	29	29
DIV. I NON-CONF.		1- 10	329	0	78	189	294	294	29	29

TOTALS	RPI 1-25		RPI 26-50		W-L RECORDS		RPI 51-100		RPI 101-150	RPI 150+
3- 19	0- 0		0- 2		OVERALL		0- 2		0- 4	3- 11
2- 8	0- 0		0- 0		HOME		0- 0		0- 2	2- 6
1- 11	0- 0		0- 2		AWAY		0- 2		0- 2	1- 5
0- 0	0- 0		0- 0		NEUTRAL		0- 0		0- 0	0- 0
1- 10	0- 0		0- 2		NON-CONFERENCE		0- 2		0- 3	1- 3
1- 3	0- 0		0- 0		HOME		0- 0		0- 1	1- 2
0- 7	0- 0		0- 2		AWAY		0- 2		0- 2	0- 1
0- 0	0- 0		0- 0		NEUTRAL		0- 0		0- 0	0- 0
2- 9	0- 0		0- 0		CONFERENCE		0- 0		0- 1	2- 8
1- 5	0- 0		0- 0		HOME		0- 0		0- 1	1- 4
1- 4	0- 0		0- 0		AWAY		0- 0		0- 0	1- 4
0- 0	0- 0		0- 0		NEUTRAL		0- 0		0- 0	0- 0

RPI 1-25			RPI 26-50			RPI 51-100			RPI 101+ Team's RPI: 323		
RPI	S	Opponent	Score	RPI	S	Opponent	Score	RPI	S	Opponent	Score
				27	A	Old Dominion	39 48	65	A	Charlotte	44 64
				30	A	Virginia Tech	43 86	85	A	Syracuse	50 65

LAST 10 Division I											
				343	H	Florida A&M	71 81	246	H	Morgan St.	44 55
				111	H	Bethune-Cookman	53 62	349	A	South Carolina St.	55 60
				327	A	Coppin St.	63 66	193	A	Norfolk St.	45 68
				246	A	Morgan St.	71 61	312	H	N.C. Central	65 63
				270	A	Delaware St.	58 72	157	H	N.C. A&T	31 67

Non-Div I Games: Greensboro 65 48 Wesley 75 29

UMES

Loss, Non-Conf, S Site, H Home A Away N Neutral

Average RPI Win:	272	WON-LOST	WINNING	LAST 10	STRENGTH OF	OPP. STRENGTH	TEAM	ADJ.	CONF.	ADJ CONF.
Average RPI Loss:	165	RECORD	PCT. RANK	GAMES	SCHEDULE	OF SCHEDULE	RPI	RPI	RPI	RPI
DIV. I ONLY	14- 10	121	8-2	307	234	222	222	31	31	
DIV. I NON-CONF.	5- 7	205	0	272	38	265	265	32	32	
TOTALS	RPI 1-25	RPI 26-50	W-L RECORDS	RPI 51-100	RPI 101-150	RPI 150+				
14- 10	0- 1	0- 0	OVERALL	0- 1	1- 4	13- 4				
9- 5	0- 0	0- 0	HOME	0- 1	1- 3	8- 1				
5- 5	0- 1	0- 0	AWAY	0- 0	0- 1	5- 3				
0- 0	0- 0	0- 0	NEUTRAL	0- 0	0- 0	0- 0				
5- 7	0- 1	0- 0	NON-CONFERENCE	0- 1	1- 4	4- 1				
4- 4	0- 0	0- 0	HOME	0- 1	1- 3	3- 0				
1- 3	0- 1	0- 0	AWAY	0- 0	0- 1	1- 1				
0- 0	0- 0	0- 0	NEUTRAL	0- 0	0- 0	0- 0				
9- 3	0- 0	0- 0	CONFERENCE	0- 0	0- 0	9- 3				
5- 1	0- 0	0- 0	HOME	0- 0	0- 0	5- 1				
4- 2	0- 0	0- 0	AWAY	0- 0	0- 0	4- 2				
0- 0	0- 0	0- 0	NEUTRAL	0- 0	0- 0	0- 0				

RPI 1-25			RPI 26-50			RPI 51-100			RPI 101+			Team's RPI: 222
RPI	S	Opponent	Score	RPI	S	Opponent	Score	RPI	S	Opponent	Score	
5	A	Missouri St.	58 83					100	H	Kansas St.	67 74	
								106	H	Liberty	44 68	
								108	H	Davidson	64 74	
								117	A	Pacific	60 89	
								130	H	Loyola Chicago	67 72	
								140	H	Missouri	59 56	
								218	A	Grand Canyon	74 53	
								218	H	Grand Canyon	56 62	
								221	H	Portland St.	87 69	
								226	A	CSU Bakersfield	60 70	
								226	H	CSU Bakersfield	58 43	
								231	A	George Mason	64 58	
								258	H	Denver	83 79	
								288	H	California Baptist	75 65	
								306	H	Eastern Wash.	66 55	
								308	A	Seattle U	76 65	
								311	A	Omaha	53 57	
								316	A	New Mexico St.	55 50	
								316	H	New Mexico St.	56 52	
								317	A	UTRGV	72 58	
								317	H	UTRGV	60 56	
								325	A	Utah Valley	41 62	
								348	H	Chicago St.	73 57	
LAST 10 Division I												
226	H	CSU Bakersfield	58 43	288	H	California Baptist	75 65					
218	H	Grand Canyon	56 62	218	A	Grand Canyon	74 53					
316	A	New Mexico St.	55 50	226	A	CSU Bakersfield	60 70					
317	A	UTRGV	72 58	316	H	New Mexico St.	56 52					
348	H	Chicago St.	73 57	317	H	UTRGV	60 56					

Non-Div I Games: Rockhurst 78 60 Science & Arts Okla74 43

UMKC

Loss, Non-Conf, S Site, H Home A Away N Neutral

Average RPI Win:	294	WON-LOST	WINNING	LAST 10	STRENGTH OF	OPP. STRENGTH	TEAM	ADJ.	CONF.	ADJ CONF.
Average RPI Loss:	137	RECORD	PCT. RANK	GAMES	SCHEDULE	OF SCHEDULE	RPI	RPI	RPI	RPI
DIV. I ONLY	13- 13	177	6-4	276	291	229	229	27	27	
DIV. I NON-CONF.	4- 9	250	0	247	282	277	277	27	27	
TOTALS	RPI 1-25	RPI 26-50	W-L RECORDS	RPI 51-100	RPI 101-150	RPI 150+				
13- 13	0- 0	0- 0	OVERALL	0- 4	0- 4	13- 5				
8- 5	0- 0	0- 0	HOME	0- 2	0- 1	8- 2				
5- 8	0- 0	0- 0	AWAY	0- 2	0- 3	5- 3				
0- 0	0- 0	0- 0	NEUTRAL	0- 0	0- 0	0- 0				
4- 9	0- 0	0- 0	NON-CONFERENCE	0- 2	0- 4	4- 3				
2- 4	0- 0	0- 0	HOME	0- 1	0- 1	2- 2				
2- 5	0- 0	0- 0	AWAY	0- 1	0- 3	2- 1				
0- 0	0- 0	0- 0	NEUTRAL	0- 0	0- 0	0- 0				
9- 4	0- 0	0- 0	CONFERENCE	0- 2	0- 0	9- 2				
6- 1	0- 0	0- 0	HOME	0- 1	0- 0	6- 0				
3- 3	0- 0	0- 0	AWAY	0- 1	0- 0	3- 2				
0- 0	0- 0	0- 0	NEUTRAL	0- 0	0- 0	0- 0				

RPI 1-25			RPI 26-50			RPI 51-100			RPI 101+			Team's RPI: 229			
RPI	S	Opponent	Score	RPI	S	Opponent	Score	RPI	S	Opponent	Score	RPI	S	Opponent	Score
								54	H	Yale	59 67	103	A	Colgate	51 73
								63	A	Stony Brook	41 60	114	A	Kansas	44 79
								63	H	Stony Brook	69 89	141	A	Providence	38 63
								68	A	Boston College	46 89	149	H	Massachusetts	58 74
												166	H	Cornell	56 70
												168	A	Binghamton	66 56
												171	H	Dartmouth	51 62
												183	A	Merrimack	50 73
												205	A	Maine	53 77
												205	H	Maine	66 57
												263	A	New Hampshire	66 53
												263	H	New Hampshire	58 53
												295	H	Vermont	61 47
												297	A	UMBC	52 65
												297	H	UMBC	75 64
												314	H	Albany (NY)	53 51
												315	A	Bryant	55 35
												319	H	Fairleigh Dickinson	61 56
												338	H	LIU Brooklyn	65 56
												346	A	Hartford	68 63
												346	H	Hartford	64 56
												347	A	Central Conn. St.	56 54
LAST 10 Division I															
				346	H	Hartford	64 56					63	A	Stony Brook	41 60
				205	A	Maine	53 77					295	H	Vermont	61 47
				297	A	UMBC	52 65					314	H	Albany (NY)	53 51
				63	H	Stony Brook	69 89					205	H	Maine	66 57
				263	A	New Hampshire	66 53					168	A	Binghamton	66 56

Non-Div I Games:

UMass Lowell

■ Loss,
 ■ Non-Conf,
 ■ S Site,
 ■ H Home
 ■ A Away
 N Neutral

UNC Asheville

Through Games Of Feb. 18, 2020

Average RPI Win:	267	WON-LOST	WINNING	LAST 10	STRENGTH OF	OPP. STRENGTH	TEAM	ADJ.	CONF.	ADJ CONF.
Average RPI Loss:	214	RECORD	PCT. RANK	GAMES	SCHEDULE	OF SCHEDULE	RPI	RPI	RPI	RPI
DIV. I ONLY	12- 11	165	3-7	322	334	245	245	25	25	
DIV. I NON-CONF.	4- 3	138	0	335	339	235	235	28	28	
TOTALS	RPI 1-25	RPI 26-50	W-L RECORDS	RPI 51-100	RPI 101-150	RPI 150+				
12- 11	0- 0	0- 0	OVERALL	0- 1	1- 4	11- 6				
5- 5	0- 0	0- 0	HOME	0- 0	1- 2	4- 3				
6- 6	0- 0	0- 0	AWAY	0- 1	0- 2	6- 3				
1- 0	0- 0	0- 0	NEUTRAL	0- 0	0- 0	1- 0				
4- 3	0- 0	0- 0	NON-CONFERENCE	0- 1	0- 1	4- 1				
1- 1	0- 0	0- 0	HOME	0- 0	0- 1	1- 0				
2- 2	0- 0	0- 0	AWAY	0- 1	0- 0	2- 1				
1- 0	0- 0	0- 0	NEUTRAL	0- 0	0- 0	1- 0				
8- 8	0- 0	0- 0	CONFERENCE	0- 0	1- 3	7- 5				
4- 4	0- 0	0- 0	HOME	0- 0	1- 1	3- 3				
4- 4	0- 0	0- 0	AWAY	0- 0	0- 2	4- 2				
0- 0	0- 0	0- 0	NEUTRAL	0- 0	0- 0	0- 0				

RPI 1-25			RPI 26-50			RPI 51-100			RPI 101+			Team's RPI: 245
RPI	S	Opponent	Score	RPI	S	Opponent	Score	RPI	S	Opponent	Score	
						91 A Miami (FL)	46 75	115 A Campbell			52 59	
								115 H Campbell			60 52	
								142 A Hampton			59 68	
								142 H Hampton			66 76	
								148 H UNC Greensboro			40 67	
								191 A Radford			63 50	
								207 H Gardner-Webb			59 65	
								208 H High Point			76 60	
								250 N Southern U.			53 34	
								262 A Winthrop			50 43	
								262 H Winthrop			65 55	
								272 A Longwood			56 73	
								272 H Longwood			51 54	
								280 A Wofford			38 75	
								284 A ETSU			72 54	
								307 A Presbyterian			64 48	
								307 H Presbyterian			54 39	
								330 A USC Upstate			68 48	
								335 A Western Caro.			64 47	
								344 A Charleston So.			54 56	
								344 H Charleston So.			48 60	
								349 H South Carolina St.			82 51	
LAST 10 Division I												
344 A Charleston So.			54 56	142 H Hampton			66 76					
262 H Winthrop			65 55	262 A Winthrop			50 43					
307 A Presbyterian			64 48	272 A Longwood			56 73					
115 A Campbell			52 59	207 H Gardner-Webb			59 65					
272 H Longwood			51 54	344 H Charleston So.			48 60					

Non-Div I Games: Montreat 89 45 Lenoir-Rhyne 68 48

UNC Asheville

Loss, Non-Conf, S Site, H Home A Away N Neutral

UNC Greensboro

Through Games Of Feb. 18, 2020

Average RPI Win:	252	WON-LOST	WINNING	LAST 10	STRENGTH OF	OPP. STRENGTH	TEAM	ADJ.	CONF.	ADJ CONF.
Average RPI Loss:	160	RECORD	PCT. RANK	GAMES	SCHEDULE	OF SCHEDULE	RPI	RPI	RPI	RPI
DIV. I ONLY	15- 7	63	7-3	314	241	148	148	26	26	
DIV. I NON-CONF.	8- 4	90	0	163	288	94	94	22	22	
TOTALS	RPI 1-25	RPI 26-50	W-L RECORDS	RPI 51-100	RPI 101-150	RPI 150+				
15- 7	0- 0	0- 0	OVERALL	0- 1	2- 2	13- 4				
8- 2	0- 0	0- 0	HOME	0- 0	0- 1	8- 1				
7- 5	0- 0	0- 0	AWAY	0- 1	2- 1	5- 3				
0- 0	0- 0	0- 0	NEUTRAL	0- 0	0- 0	0- 0				
8- 4	0- 0	0- 0	NON-CONFERENCE	0- 1	2- 2	6- 1				
4- 1	0- 0	0- 0	HOME	0- 0	0- 1	4- 0				
4- 3	0- 0	0- 0	AWAY	0- 1	2- 1	2- 1				
0- 0	0- 0	0- 0	NEUTRAL	0- 0	0- 0	0- 0				
7- 3	0- 0	0- 0	CONFERENCE	0- 0	0- 0	7- 3				
4- 1	0- 0	0- 0	HOME	0- 0	0- 0	4- 1				
3- 2	0- 0	0- 0	AWAY	0- 0	0- 0	3- 2				
0- 0	0- 0	0- 0	NEUTRAL	0- 0	0- 0	0- 0				

RPI S	Opponent	Score	RPI S	Opponent	Score	RPI S	Opponent	Score	RPI S	Opponent	Score	Team's RPI: 148
						82 A	Coastal Caro.	54 63	106 A	Liberty	58 53	
									115 A	Campbell	64 72	
									122 A	Wake Forest	67 65	
									124 H	Richmond	62 70	
									157 A	N.C. A&T	48 57	
									164 H	Samford	42 56	
									198 A	Chattanooga	59 74	
									198 H	Chattanooga	49 41	
									208 H	High Point	82 70	
									214 A	Furman	59 53	
									239 H	Appalachian St.	54 47	
									245 A	UNC Asheville	67 40	
									253 A	Col. of Charleston	69 56	
									280 A	Wofford	61 66	
									284 A	ETSU	65 45	
									284 H	ETSU	63 47	
									309 H	Georgia St.	64 49	
									322 H	Mercer	67 51	
									323 H	UMES	86 48	
									335 A	Western Caro.	72 61	
									335 H	Western Caro.	54 43	
LAST 10 Division I												
335 A	Western Caro.	72 61	280 A	Wofford	61 66							
284 A	ETSU	65 45	214 A	Furman	59 53							
198 A	Chattanooga	59 74	335 H	Western Caro.	54 43							
164 H	Samford	42 56	198 H	Chattanooga	49 41							
322 H	Mercer	67 51	284 H	ETSU	63 47							

Non-Div I Games: Erskine 106 44 Concord 80 45 Lenoir-Rhyne 84 59

UNC Greensboro

Loss, Non-Conf, S Site, H Home A Away N Neutral

Average RPI Win:	259	WON-LOST	WINNING	LAST 10	STRENGTH OF	OPP. STRENGTH	TEAM	ADJ.	CONF.	ADJ CONF.
Average RPI Loss:	140	RECORD	PCT. RANK	GAMES	SCHEDULE	OF SCHEDULE	RPI	RPI	RPI	RPI
DIV. I ONLY	5- 17	314	1-9	108	219	269	269	14	14	
DIV. I NON-CONF.	2- 7	288	0	170	319	291	291	13	13	
TOTALS	RPI 1-25	RPI 26-50	W-L RECORDS	RPI 51-100	RPI 101-150	RPI 150+				
5- 17	0- 1	0- 3	OVERALL	0- 1	1- 4	4- 8				
2- 8	0- 0	0- 2	HOME	0- 1	0- 1	2- 4				
3- 8	0- 1	0- 1	AWAY	0- 0	1- 2	2- 4				
0- 1	0- 0	0- 0	NEUTRAL	0- 0	0- 1	0- 0				
2- 7	0- 1	0- 0	NON-CONFERENCE	0- 1	0- 2	2- 3				
1- 3	0- 0	0- 0	HOME	0- 1	0- 0	1- 2				
1- 3	0- 1	0- 0	AWAY	0- 0	0- 1	1- 1				
0- 1	0- 0	0- 0	NEUTRAL	0- 0	0- 1	0- 0				
3- 10	0- 0	0- 3	CONFERENCE	0- 0	1- 2	2- 5				
1- 5	0- 0	0- 2	HOME	0- 0	0- 1	1- 2				
2- 5	0- 0	0- 1	AWAY	0- 0	1- 1	1- 3				
0- 0	0- 0	0- 0	NEUTRAL	0- 0	0- 0	0- 0				

RPI 1-25				RPI 26-50				RPI 51-100				RPI 101+ Team's RPI: 269			
RPI	S	Opponent	Score	RPI	S	Opponent	Score	RPI	S	Opponent	Score	RPI	S	Opponent	Score
21	A	NC State	40 80	42	A	James Madison	52 76	82	H	Coastal Caro.	43 62	102	N	North Carolina	45 85
				42	H	James Madison	58 66					122	A	Wake Forest	55 65
				49	H	Drexel	72 73					126	A	Northeastern	61 63
												131	A	William & Mary	72 55
												131	H	William & Mary	55 63
												160	A	Elon	53 77
												160	H	Elon	57 60
												169	A	Towson	45 78
												169	H	Towson	41 62
												189	H	Delaware	71 65
												215	H	Kennesaw St.	56 58
												253	A	Col. of Charleston	63 67
												262	H	Winthrop	63 75
												272	A	Longwood	58 59
												307	A	Presbyterian	70 60
												320	A	Hofstra	62 59
												349	H	South Carolina St.	84 46
LAST 10 Division I															
				42	A	James Madison	52 76	320	A	Hofstra	62 59				
				169	A	Towson	45 78	253	A	Col. of Charleston	63 67				
				131	H	William & Mary	55 63	169	H	Towson	41 62				
				160	H	Elon	57 60	42	H	James Madison	58 66				
				126	A	Northeastern	61 63	160	A	Elon	53 77				

Non-Div I Games: Catawba 75 78 Mount Olive 75 67

UNCW

Loss, Non-Conf, S Site, H Home A Away N Neutral

Average RPI Win:	169	WON-LOST	WINNING	LAST 10	STRENGTH OF	OPP. STRENGTH	TEAM	ADJ.	CONF.	ADJ CONF.
Average RPI Loss:	66	RECORD	PCT. RANK	GAMES	SCHEDULE	OF SCHEDULE	RPI	RPI	RPI	RPI
DIV. I ONLY	14- 9	104	6-4	110	40	72	72	8	8	
DIV. I NON-CONF.	7- 3	80	0	119	3	48	48	7	7	
TOTALS	RPI 1-25	RPI 26-50	W-L RECORDS	RPI 51-100	RPI 101-150	RPI 150+				
14- 9	1- 3	1- 3	OVERALL	3- 2	3- 0	6- 1				
8- 1	1- 1	0- 0	HOME	2- 0	1- 0	4- 0				
6- 6	0- 1	1- 3	AWAY	1- 1	2- 0	2- 1				
0- 2	0- 1	0- 0	NEUTRAL	0- 1	0- 0	0- 0				
7- 3	1- 1	1- 1	NON-CONFERENCE	1- 1	2- 0	2- 0				
3- 0	1- 0	0- 0	HOME	1- 0	0- 0	1- 0				
4- 1	0- 0	1- 1	AWAY	0- 0	2- 0	1- 0				
0- 2	0- 1	0- 0	NEUTRAL	0- 1	0- 0	0- 0				
7- 6	0- 2	0- 2	CONFERENCE	2- 1	1- 0	4- 1				
5- 1	0- 1	0- 0	HOME	1- 0	1- 0	3- 0				
2- 5	0- 1	0- 2	AWAY	1- 1	0- 0	1- 1				
0- 0	0- 0	0- 0	NEUTRAL	0- 0	0- 0	0- 0				

RPI 1-25				RPI 26-50				RPI 51-100 Team's RPI: 72				RPI 101+			
RPI	S	Opponent	Score	RPI	S	Opponent	Score	RPI	S	Opponent	Score	RPI	S	Opponent	Score
5	A	Missouri St.	66 80	36	A	Drake	87 104	53	H	IUPUI	51 50	130	H	Loyola Chicago	70 50
5	H	Missouri St.	55 66	38	A	Bradley	47 61	79	N	Alabama	77 87	140	A	Missouri	78 73
10	H	Iowa	88 66	40	A	Creighton	54 57	80	A	Southern Ill.	60 57	147	A	Wichita St.	61 50
22	N	Ohio St.	46 64	44	A	Iowa St.	71 63	80	H	Southern Ill.	71 66	154	H	Valparaiso	77 70
								90	A	Illinois St.	57 65	278	A	Indiana St.	63 65
												278	H	Indiana St.	73 43
												292	H	North Dakota St.	95 63
												311	A	Omaha	81 45
												324	A	Evansville	67 49
												324	H	Evansville	76 60
LAST 10 Division I															
324	A	Evansville	67 49	130	H	Loyola Chicago	70 50								
278	A	Indiana St.	63 65	90	A	Illinois St.	57 65								
80	H	Southern Ill.	71 66	38	A	Bradley	47 61								
5	H	Missouri St.	55 66	278	H	Indiana St.	73 43								
154	H	Valparaiso	77 70	324	H	Evansville	76 60								

Non-Div I Games: Northwest Mo. St. 78 53

UNI

Loss, Non-Conf, S Site, H Home A Away N Neutral

Average RPI Win:	215	WON-LOST	WINNING	LAST 10	STRENGTH OF	OPP. STRENGTH	TEAM	ADJ.	CONF.	ADJ CONF.
Average RPI Loss:	149	RECORD	PCT. RANK	GAMES	SCHEDULE	OF SCHEDULE	RPI	RPI	RPI	RPI
DIV. I ONLY	12- 13	186	5-5	166	177	199	199	17	17	
DIV. I NON-CONF.	4- 7	225	0	164	100	240	240	21	21	
TOTALS	RPI 1-25	RPI 26-50	W-L RECORDS	RPI 51-100	RPI 101-150	RPI 150+				
12- 13	0- 0	0- 1	OVERALL	2- 4	1- 0	9- 8				
8- 6	0- 0	0- 1	HOME	2- 2	1- 0	5- 3				
4- 7	0- 0	0- 0	AWAY	0- 2	0- 0	4- 5				
0- 0	0- 0	0- 0	NEUTRAL	0- 0	0- 0	0- 0				
4- 7	0- 0	0- 1	NON-CONFERENCE	2- 2	0- 0	2- 4				
3- 4	0- 0	0- 1	HOME	2- 1	0- 0	1- 2				
1- 3	0- 0	0- 0	AWAY	0- 1	0- 0	1- 2				
0- 0	0- 0	0- 0	NEUTRAL	0- 0	0- 0	0- 0				
8- 6	0- 0	0- 0	CONFERENCE	0- 2	1- 0	7- 4				
5- 2	0- 0	0- 0	HOME	0- 1	1- 0	4- 1				
3- 4	0- 0	0- 0	AWAY	0- 1	0- 0	3- 3				
0- 0	0- 0	0- 0	NEUTRAL	0- 0	0- 0	0- 0				

RPI S	Opponent	Score	RPI S	Opponent	Score	RPI S	Opponent	Score	RPI S	Opponent	Score	Team's RPI: 199
31	H Duke	45 57	51	H Virginia	55 63	116	H Boise St.	66 65				
			59	A Fresno St.	58 72	160	H Elon	44 50				
			59	H Fresno St.	66 72	165	A San Jose St.	60 62				
			66	H South Fla.	61 51	188	A Southern Utah	68 72				
			69	H St. John's (NY)	79 75	190	A Pepperdine	69 44				
			75	A Southern California	54 75	196	H Wyoming	65 53				
						200	A New Mexico	68 51				
						200	H New Mexico	64 80				
						218	A Grand Canyon	51 53				
						230	H Cal St. Fullerton	58 64				
						241	A San Diego St.	39 48				
						257	A Nevada	59 62				
						257	H Nevada	66 64				
						266	H Colorado St.	56 52				
						285	A Utah St.	60 46				
						285	H Utah St.	69 45				
						303	A Air Force	67 60				
						349	H South Carolina St.	66 57				
LAST 10 Division I												
200	H New Mexico	64 80	241	A San Diego St.	39 48							
257	A Nevada	59 62	257	H Nevada	66 64							
59	A Fresno St.	58 72	200	A New Mexico	68 51							
285	H Utah St.	69 45	165	A San Jose St.	60 62							
266	H Colorado St.	56 52	196	H Wyoming	65 53							

Non-Div I Games:

UNLV

Average RPI Win:	337	WON-LOST	WINNING	LAST 10	STRENGTH OF	OPP. STRENGTH	TEAM	ADJ.	CONF.	ADJ CONF.
Average RPI Loss:	183	RECORD	PCT. RANK	GAMES	SCHEDULE	OF SCHEDULE	RPI	RPI	RPI	RPI
DIV. I ONLY	6- 16	296	2-8	316	294	330	330	25	25	
DIV. I NON-CONF.	3- 4	201	0	333	196	292	292	28	28	
TOTALS	RPI 1-25	RPI 26-50	W-L RECORDS	RPI 51-100	RPI 101-150	RPI 150+				
6- 16	0- 1	0- 0	OVERALL	0- 1	0- 4	6- 10				
5- 7	0- 0	0- 0	HOME	0- 0	0- 2	5- 5				
1- 9	0- 1	0- 0	AWAY	0- 1	0- 2	1- 5				
0- 0	0- 0	0- 0	NEUTRAL	0- 0	0- 0	0- 0				
3- 4	0- 1	0- 0	NON-CONFERENCE	0- 1	0- 0	3- 2				
3- 0	0- 0	0- 0	HOME	0- 0	0- 0	3- 0				
0- 4	0- 1	0- 0	AWAY	0- 1	0- 0	0- 2				
0- 0	0- 0	0- 0	NEUTRAL	0- 0	0- 0	0- 0				
3- 12	0- 0	0- 0	CONFERENCE	0- 0	0- 4	3- 8				
2- 7	0- 0	0- 0	HOME	0- 0	0- 2	2- 5				
1- 5	0- 0	0- 0	AWAY	0- 0	0- 2	1- 3				
0- 0	0- 0	0- 0	NEUTRAL	0- 0	0- 0	0- 0				

RPI 1-25				RPI 26-50				RPI 51-100				RPI 101+ Team's RPI: 330			
RPI	S	Opponent	Score	RPI	S	Opponent	Score	RPI	S	Opponent	Score	RPI	S	Opponent	Score
2	A	South Carolina	32 112					83	A	Georgia	53 67	115	A	Campbell	38 50
												115	H	Campbell	72 80
												142	A	Hampton	40 60
												142	H	Hampton	73 86
												174	A	Jacksonville	43 87
												191	H	Radford	41 57
												207	A	Gardner-Webb	53 63
												208	A	High Point	46 85
												208	H	High Point	45 81
												245	H	UNC Asheville	48 68
												254	A	East Carolina	48 69
												262	H	Winthrop	38 52
												272	H	Longwood	62 70
												307	A	Presbyterian	42 55
												307	H	Presbyterian	70 60
												335	H	Western Caro.	70 62
												343	H	Florida A&M	74 61
												344	A	Charleston So.	71 64
												344	H	Charleston So.	70 53
												349	H	South Carolina St.	58 47
LAST 10 Division I															
				142	H	Hampton	73 86			307	A	Presbyterian	42 55		
				344	A	Charleston So.	71 64			191	H	Radford	41 57		
				208	H	High Point	45 81			207	A	Gardner-Webb	53 63		
				307	H	Presbyterian	70 60			142	A	Hampton	40 60		
				115	H	Campbell	72 80			272	H	Longwood	62 70		

Non-Div I Games: Mars Hill 89 31 UNKNOWN 71 49

USC Upstate

Loss, Non-Conf, S Site, H Home A Away N Neutral

Average RPI Win:	244	WON-LOST	WINNING	LAST 10	STRENGTH OF	OPP. STRENGTH	TEAM	ADJ.	CONF.	ADJ CONF.
Average RPI Loss:	74	RECORD	PCT. RANK	GAMES	SCHEDULE	OF SCHEDULE	RPI	RPI	RPI	RPI
DIV. I ONLY	15- 10	110	6-4	116	158	107	107	21	21	
DIV. I NON-CONF.	6- 6	164	0	83	50	117	117	19	19	
TOTALS	RPI 1-25	RPI 26-50	W-L RECORDS	RPI 51-100	RPI 101-150	RPI 150+				
15- 10	0- 3	0- 2	OVERALL	1- 3	0- 1	14- 1				
8- 3	0- 0	0- 0	HOME	0- 2	0- 1	8- 0				
7- 4	0- 1	0- 1	AWAY	1- 1	0- 0	6- 1				
0- 3	0- 2	0- 1	NEUTRAL	0- 0	0- 0	0- 0				
6- 6	0- 3	0- 1	NON-CONFERENCE	1- 1	0- 1	5- 0				
3- 2	0- 0	0- 0	HOME	0- 1	0- 1	3- 0				
3- 1	0- 1	0- 0	AWAY	1- 0	0- 0	2- 0				
0- 3	0- 2	0- 1	NEUTRAL	0- 0	0- 0	0- 0				
9- 4	0- 0	0- 1	CONFERENCE	0- 2	0- 0	9- 1				
5- 1	0- 0	0- 0	HOME	0- 1	0- 0	5- 0				
4- 3	0- 0	0- 1	AWAY	0- 1	0- 0	4- 1				
0- 0	0- 0	0- 0	NEUTRAL	0- 0	0- 0	0- 0				

RPI 1-25				RPI 26-50				RPI 51-100				RPI 101+ Team's RPI: 107			
RPI	S	Opponent	Score	RPI	S	Opponent	Score	RPI	S	Opponent	Score	RPI	S	Opponent	Score
1	N	Oregon	54 91	46	N	Oklahoma St.	47 60	64	H	Marist	57 73	138	H	Texas Southern	63 74
6	N	Louisville	67 76	48	A	Troy	69 85	82	A	Coastal Caro.	56 62	163	H	Wright St.	68 62
12	A	Northwestern	47 74					82	H	Coastal Caro.	62 80	202	H	Louisiana	79 52
								100	A	Kansas St.	57 53	211	A	Little Rock	62 46
												211	H	Little Rock	65 58
												236	A	South Alabama	68 45
												239	A	Appalachian St.	82 60
												239	H	Appalachian St.	63 44
												249	H	SMU	51 46
												251	A	North Texas	68 49
												259	A	Texas St.	55 72
												260	A	Arkansas St.	89 62
												260	H	Arkansas St.	71 44
												345	A	Grambling	88 54
												348	H	Chicago St.	84 53
												350	H	La.-Monroe	72 34
LAST 10 Division I															
211	A	Little Rock	62 46	48	A	Troy	69 85								
260	A	Arkansas St.	89 62	236	A	South Alabama	68 45								
82	H	Coastal Caro.	62 80	350	H	La.-Monroe	72 34								
239	H	Appalachian St.	63 44	202	H	Louisiana	79 52								
259	A	Texas St.	55 72	82	A	Coastal Caro.	56 62								

Non-Div I Games:

UT Arlington

Average RPI Win:	217	WON-LOST	WINNING	LAST 10	STRENGTH OF	OPP. STRENGTH	TEAM	ADJ.	CONF.	ADJ CONF.
Average RPI Loss:	75	RECORD	PCT. RANK	GAMES	SCHEDULE	OF SCHEDULE	RPI	RPI	RPI	RPI
DIV. I ONLY	16- 9	83	8-2	77	169	62	62	20	20	
DIV. I NON-CONF.	4- 7	225	0	17	8	111	111	23	23	
TOTALS	RPI 1-25	RPI 26-50	W-L RECORDS	RPI 51-100	RPI 101-150	RPI 150+				
16- 9	0- 3	0- 1	OVERALL	2- 3	0- 1	14- 1				
11- 1	0- 1	0- 0	HOME	2- 0	0- 0	9- 0				
5- 8	0- 2	0- 1	AWAY	0- 3	0- 1	5- 1				
0- 0	0- 0	0- 0	NEUTRAL	0- 0	0- 0	0- 0				
4- 7	0- 3	0- 1	NON-CONFERENCE	1- 3	0- 0	3- 0				
4- 1	0- 1	0- 0	HOME	1- 0	0- 0	3- 0				
0- 6	0- 2	0- 1	AWAY	0- 3	0- 0	0- 0				
0- 0	0- 0	0- 0	NEUTRAL	0- 0	0- 0	0- 0				
12- 2	0- 0	0- 0	CONFERENCE	1- 0	0- 1	11- 1				
7- 0	0- 0	0- 0	HOME	1- 0	0- 0	6- 0				
5- 2	0- 0	0- 0	AWAY	0- 0	0- 1	5- 1				
0- 0	0- 0	0- 0	NEUTRAL	0- 0	0- 0	0- 0				

RPI 1-25				RPI 26-50				RPI 51-100 Team's RPI: 62				RPI 101+			
RPI	S	Opponent	Score	RPI	S	Opponent	Score	RPI	S	Opponent	Score	RPI	S	Opponent	Score
6	H	Louisville	63 71	37	A	Arkansas	46 96	53	H	IUPUI	57 51	123	A	Southeast Mo. St.	69 71
11	A	Mississippi St.	46 82					60	H	Belmont	74 57	164	H	Samford	80 75
13	A	Gonzaga	55 78					80	A	Southern Ill.	59 70	175	A	Austin Peay	69 61
								90	A	Illinois St.	47 70	175	H	Austin Peay	65 61
								93	A	Saint Louis	50 56	197	H	Tennessee Tech	71 62
												198	H	Chattanooga	78 51
												225	A	Eastern Ill.	70 74
												225	H	Eastern Ill.	88 64
												235	A	Murray St.	89 64
												235	H	Murray St.	98 56
												265	A	Eastern Ky.	65 50
												271	A	Morehead St.	82 64
												273	H	Lipscomb	83 67
												274	H	Jacksonville St.	86 72
												334	A	SIUE	79 39
												336	H	Tennessee St.	88 71
LAST 10 Division I															
225	H	Eastern Ill.	88 64	265	A	Eastern Ky.	65 50								
123	A	Southeast Mo. St.	69 71	334	A	SIUE	79 39								
274	H	Jacksonville St.	86 72	225	A	Eastern Ill.	70 74								
197	H	Tennessee Tech	71 62	175	H	Austin Peay	65 61								
271	A	Morehead St.	82 64	235	H	Murray St.	98 56								

Non-Div I Games:

UT Martin

■ Loss,
 ■ Non-Conf, S Site,
 ■ Home
 ■ Away
 N Neutral

Average RPI Win:	257	WON-LOST	WINNING	LAST 10	STRENGTH OF	OPP. STRENGTH	TEAM	ADJ.	CONF.	ADJ CONF.
Average RPI Loss:	137	RECORD	PCT. RANK	GAMES	SCHEDULE	OF SCHEDULE	RPI	RPI	RPI	RPI
DIV. I ONLY	13- 11	156	3-7	230	204	217	217	13	13	
DIV. I NON-CONF.	7- 4	100	0	312	331	257	257	15	15	
TOTALS	RPI 1-25	RPI 26-50	W-L RECORDS	RPI 51-100	RPI 101-150	RPI 150+				
13- 11	0- 1	0- 2	OVERALL	1- 2	1- 1	11- 5				
11- 5	0- 1	0- 1	HOME	1- 1	1- 0	9- 2				
2- 6	0- 0	0- 1	AWAY	0- 1	0- 1	2- 3				
0- 0	0- 0	0- 0	NEUTRAL	0- 0	0- 0	0- 0				
7- 4	0- 1	0- 0	NON-CONFERENCE	0- 0	1- 0	6- 3				
6- 3	0- 1	0- 0	HOME	0- 0	1- 0	5- 2				
1- 1	0- 0	0- 0	AWAY	0- 0	0- 0	1- 1				
0- 0	0- 0	0- 0	NEUTRAL	0- 0	0- 0	0- 0				
6- 7	0- 0	0- 2	CONFERENCE	1- 2	0- 1	5- 2				
5- 2	0- 0	0- 1	HOME	1- 1	0- 0	4- 0				
1- 5	0- 0	0- 1	AWAY	0- 1	0- 1	1- 2				
0- 0	0- 0	0- 0	NEUTRAL	0- 0	0- 0	0- 0				

RPI 1-25				RPI 26-50				RPI 51-100				RPI 101+				Team's RPI: 217	
RPI	S	Opponent	Score	RPI	S	Opponent	Score	RPI	S	Opponent	Score	RPI	S	Opponent	Score		
24	H	Arizona	43 54	27	H	Old Dominion	69 77	52	A	Middle Tenn.	60 76	127	A	UAB	51 63		
				32	A	Western Ky.	65 78	65	H	Charlotte	82 76	150	H	Western Mich.	76 46		
								84	H	Rice	61 69	194	H	Fla. Atlantic	96 65		
												200	H	New Mexico	78 93		
												209	A	Southern Miss.	89 72		
												233	A	Marshall	66 76		
												240	A	Louisiana Tech	80 87		
												242	H	Tulsa	51 58		
												249	A	SMU	56 60		
												251	H	North Texas	67 63		
												283	H	UC Riverside	63 50		
												296	H	FIU	64 34		
												302	H	UTSA	94 54		
												309	H	Georgia St.	71 68		
												316	A	New Mexico St.	63 57		
												316	H	New Mexico St.	65 45		
												321	H	Weber St.	70 51		
												329	H	Alcorn	92 47		
LAST 10 Division I																	
233	A	Marshall	66 76	52	A	Middle Tenn.	60 76										
32	A	Western Ky.	65 78	251	H	North Texas	67 63										
27	H	Old Dominion	69 77	84	H	Rice	61 69										
65	H	Charlotte	82 76	302	H	UTSA	94 54										
127	A	UAB	51 63	240	A	Louisiana Tech	80 87										

Non-Div I Games:

UTEP

■ Loss,
■ Non-Conf,
S Site,
H Home
A Away
N Neutral

TOTALS	RPI 1-25	RPI 26-50	W-L RECORDS	RPI 51-100	RPI 101-150	RPI 150+
3- 18	0- 0	0- 3	OVERALL	0- 3	0- 3	3- 9
2- 6	0- 0	0- 1	HOME	0- 2	0- 0	2- 3
1- 11	0- 0	0- 2	AWAY	0- 1	0- 2	1- 6
0- 1	0- 0	0- 0	NEUTRAL	0- 0	0- 1	0- 0
1- 7	0- 0	0- 1	NON-CONFERENCE	0- 0	0- 2	1- 4
1- 1	0- 0	0- 0	HOME	0- 0	0- 0	1- 1
0- 5	0- 0	0- 1	AWAY	0- 0	0- 1	0- 3
0- 1	0- 0	0- 0	NEUTRAL	0- 0	0- 1	0- 0
2- 11	0- 0	0- 2	CONFERENCE	0- 3	0- 1	2- 5
1- 5	0- 0	0- 1	HOME	0- 2	0- 0	1- 2
1- 6	0- 0	0- 1	AWAY	0- 1	0- 1	1- 3
0- 0	0- 0	0- 0	NEUTRAL	0- 0	0- 0	0- 0

RPI 1-25				RPI 26-50				RPI 51-100				RPI 101+				Team's RPI: 302	
RPI	S	Opponent	Score	RPI	S	Opponent	Score	RPI	S	Opponent	Score	RPI	S	Opponent	Score		
				27	H	Old Dominion	43 62	52	A	Middle Tenn.	48 69	112	N	Utah	45 91		
				32	A	Western Ky.	57 85	65	H	Charlotte	47 67	127	A	UAB	55 94		
				41	A	Texas	53 84	84	H	Rice	62 74	146	A	Texas Tech	58 119		
												151	H	Sam Houston St.	77 81		
												177	A	Hawaii	50 62		
												194	H	Fla. Atlantic	53 80		
												209	A	Southern Miss.	65 82		
												217	A	UTEP	54 94		
												233	A	Marshall	53 66		
												240	A	Louisiana Tech	82 73		
												251	H	North Texas	55 79		
												259	A	Texas St.	69 74		
												286	H	Incarnate Word	63 56		
												296	H	FIU	60 45		
												317	A	UTRGV	64 75		
LAST 10 Division I																	
				32	A	Western Ky.	57 85	127	A	UAB	55 94						
				233	A	Marshall	53 66	84	H	Rice	62 74						
				65	H	Charlotte	47 67	251	H	North Texas	55 79						
				27	H	Old Dominion	43 62	217	A	UTEP	54 94						
				52	A	Middle Tenn.	48 69	209	A	Southern Miss.	65 82						

UTSA

Page 321

Average RPI Win: 177	WON-LOST	WINNING	LAST 10	STRENGTH OF	OPP. STRENGTH	TEAM	ADJ.	CONF.	ADJ CONF.
Average RPI Loss: 60	RECORD	PCT. RANK	GAMES	SCHEDULE	OF SCHEDULE	RPI	RPI	RPI	RPI
DIV. I ONLY	12- 13	186	5-5	64	14	112	112	1	1
DIV. I NON-CONF.	7- 4	100	0	297	139	195	195	1	1
TOTALS	RPI 1-25	RPI 26-50	W-L RECORDS	RPI 51-100	RPI 101-150	RPI 150+			
12- 13	0- 7	0- 1	OVERALL	4- 2	3- 2	5- 1			
5- 8	0- 4	0- 1	HOME	1- 1	0- 2	4- 0			
5- 5	0- 3	0- 0	AWAY	3- 1	2- 0	0- 1			
2- 0	0- 0	0- 0	NEUTRAL	0- 0	1- 0	1- 0			
7- 4	0- 0	0- 1	NON-CONFERENCE	1- 1	1- 1	5- 1			
4- 2	0- 0	0- 1	HOME	0- 0	0- 1	4- 0			
1- 2	0- 0	0- 0	AWAY	1- 1	0- 0	0- 1			
2- 0	0- 0	0- 0	NEUTRAL	0- 0	1- 0	1- 0			
5- 9	0- 7	0- 0	CONFERENCE	3- 1	2- 1	0- 0			
1- 6	0- 4	0- 0	HOME	1- 1	0- 1	0- 0			
4- 3	0- 3	0- 0	AWAY	2- 0	2- 0	0- 0			
0- 0	0- 0	0- 0	NEUTRAL	0- 0	0- 0	0- 0			

RPI	S	Opponent	Score	RPI	S	Opponent	Score	RPI	S	Opponent	Score	RPI	S	Opponent	Score	Team's RPI: 112
1	A	Oregon	51 88	39	H	South Dakota	81 84	66	A	BYU	77 73	135	A	California	71 62	
1	H	Oregon	63 90					75	H	Southern California	67 65	135	H	California	74 88	
8	H	UCLA	54 84					77	A	Cincinnati	62 68	136	A	Washington	74 65	
9	A	Stanford	49 82					78	A	Colorado	84 69	138	N	Texas Southern	61 52	
9	H	Stanford	64 97					78	H	Colorado	70 80	141	H	Providence	60 67	
15	A	Oregon St.	48 77					98	A	Washington St.	78 66	210	H	Oral Roberts	78 58	
15	H	Oregon St.	65 77									252	A	Xavier	63 70	
												257	H	Nevada	68 62	
												302	N	UTSA	91 45	
												306	H	Eastern Wash.	87 49	
												321	H	Weber St.	75 46	
LAST 10 Division I																
135	H	California	74 88	1	H	Oregon	63 90									
9	H	Stanford	64 97	9	A	Stanford	49 82									
98	A	Washington St.	78 66	135	A	California	71 62									
136	A	Washington	74 65	78	A	Colorado	84 69									
15	H	Oregon St.	65 77	75	H	Southern California	67 65									

Non-Div I Games:

Utah

Average RPI Win:	239	WON-LOST	WINNING	LAST 10	STRENGTH OF	OPP. STRENGTH	TEAM	ADJ.	CONF.	ADJ CONF.
Average RPI Loss:	176	RECORD	PCT. RANK	GAMES	SCHEDULE	OF SCHEDULE	RPI	RPI	RPI	RPI
DIV. I ONLY	6- 19	308	2-8	160	209	285	285	17	17	
DIV. I NON-CONF.	4- 6	212	0	107	201	173	173	21	21	
TOTALS	RPI 1-25	RPI 26-50	W-L RECORDS	RPI 51-100	RPI 101-150	RPI 150+				
6- 19	0- 2	0- 0	OVERALL	0- 3	1- 2	5- 12				
3- 9	0- 0	0- 0	HOME	0- 1	0- 2	3- 6				
3- 10	0- 2	0- 0	AWAY	0- 2	1- 0	2- 6				
0- 0	0- 0	0- 0	NEUTRAL	0- 0	0- 0	0- 0				
4- 6	0- 2	0- 0	NON-CONFERENCE	0- 1	0- 1	4- 2				
3- 1	0- 0	0- 0	HOME	0- 0	0- 1	3- 0				
1- 5	0- 2	0- 0	AWAY	0- 1	0- 0	1- 2				
0- 0	0- 0	0- 0	NEUTRAL	0- 0	0- 0	0- 0				
2- 13	0- 0	0- 0	CONFERENCE	0- 2	1- 1	1- 10				
0- 8	0- 0	0- 0	HOME	0- 1	0- 1	0- 6				
2- 5	0- 0	0- 0	AWAY	0- 1	1- 0	1- 4				
0- 0	0- 0	0- 0	NEUTRAL	0- 0	0- 0	0- 0				

RPI	S	Opponent	Score	RPI	S	Opponent	Score	RPI	S	Opponent	Score	RPI	S	Opponent	Score	Team's RPI: 285
1	A	Oregon	52 109					59	A	Fresno St.	64 76	116	A	Boise St.	58 56	
15	A	Oregon St.	46 75					59	H	Fresno St.	61 79	116	H	Boise St.	59 65	
								66	A	BYU	50 67	144	H	Portland	64 70	
												165	H	San Jose St.	61 76	
												180	H	Idaho St.	69 61	
												196	H	Wyoming	54 65	
												199	A	UNLV	45 69	
												199	H	UNLV	46 60	
												230	A	Cal St. Fullerton	62 83	
												241	A	San Diego St.	62 66	
												241	H	San Diego St.	51 59	
												251	H	North Texas	66 55	
												257	A	Nevada	60 69	
												266	A	Colorado St.	55 56	
												266	H	Colorado St.	61 67	
												276	A	Long Beach St.	56 48	
												303	A	Air Force	53 52	
												303	H	Air Force	45 62	
												308	H	Seattle U	70 63	
												325	A	Utah Valley	49 57	
LAST 10 Division I																
59	H	Fresno St.	61 79	196	H	Wyoming	54 65									
266	H	Colorado St.	61 67	266	A	Colorado St.	55 56									
116	A	Boise St.	58 56	303	A	Air Force	53 52									
199	A	UNLV	45 69	116	H	Boise St.	59 65									
241	H	San Diego St.	51 59	257	A	Nevada	60 69									

Non-Div I Games: Dixie St. 61 49

Utah St.

Utah Valley

Through Games Of Feb. 18, 2020

Average RPI Win:	302	WON-LOST	WINNING	LAST 10	STRENGTH OF	OPP. STRENGTH	TEAM	ADJ.	CONF.	ADJ CONF.
Average RPI Loss:	229	RECORD	PCT. RANK	GAMES	SCHEDULE	OF SCHEDULE	RPI	RPI	RPI	RPI
DIV. I ONLY	7- 14	264	5-5	335	338	325	325	31	31	
DIV. I NON-CONF.	1- 9	326	0	292	294	340	340	32	32	
TOTALS	RPI 1-25	RPI 26-50	W-L RECORDS	RPI 51-100	RPI 101-150	RPI 150+				
7- 14	0- 0	0- 0	OVERALL	0- 1	0- 1	7- 12				
5- 7	0- 0	0- 0	HOME	0- 0	0- 0	5- 7				
2- 7	0- 0	0- 0	AWAY	0- 1	0- 1	2- 5				
0- 0	0- 0	0- 0	NEUTRAL	0- 0	0- 0	0- 0				
1- 9	0- 0	0- 0	NON-CONFERENCE	0- 1	0- 1	1- 7				
1- 4	0- 0	0- 0	HOME	0- 0	0- 0	1- 4				
0- 5	0- 0	0- 0	AWAY	0- 1	0- 1	0- 3				
0- 0	0- 0	0- 0	NEUTRAL	0- 0	0- 0	0- 0				
6- 5	0- 0	0- 0	CONFERENCE	0- 0	0- 0	6- 5				
4- 3	0- 0	0- 0	HOME	0- 0	0- 0	4- 3				
2- 2	0- 0	0- 0	AWAY	0- 0	0- 0	2- 2				
0- 0	0- 0	0- 0	NEUTRAL	0- 0	0- 0	0- 0				

RPI 1-25				RPI 26-50				RPI 51-100				RPI 101+				Team's RPI: 325	
RPI	S	Opponent	Score	RPI	S	Opponent	Score	RPI	S	Opponent	Score	RPI	S	Opponent	Score		
								66	A	BYU	57	71	116	A	Boise St.	69	77
													172	H	Montana	52	63
													180	H	Idaho St.	61	88
													188	H	Southern Utah	58	71
													218	H	Grand Canyon	59	66
													222	H	UMKC	62	41
													226	H	CSU Bakersfield	53	55
													257	H	Nevada	57	60
													267	A	UC Santa Barbara	51	59
													283	A	UC Riverside	53	67
													285	H	Utah St.	57	49
													288	A	California Baptist	67	80
													308	A	Seattle U	80	82
													308	H	Seattle U	70	58
													316	A	New Mexico St.	58	54
													316	H	New Mexico St.	58	65
													317	A	UTRGV	76	67
													317	H	UTRGV	61	54
													321	A	Weber St.	46	72
													348	H	Chicago St.	89	58
LAST 10 Division I																	
				316	H	New Mexico St.	58	65		226	H	CSU Bakersfield	53	55			
				317	H	UTRGV	61	54		317	A	UTRGV	76	67			
				308	A	Seattle U	80	82		316	A	New Mexico St.	58	54			
				288	A	California Baptist	67	80		308	H	Seattle U	70	58			
				218	H	Grand Canyon	59	66		222	H	UMKC	62	41			

Non-Div I Games: Antelope Valley 77 61 Ottawa (AZ) 99 50

Utah Valley

Loss, Non-Conf, S Site, H Home A Away N Neutral

Average RPI Win:	187	WON-LOST	WINNING	LAST 10	STRENGTH OF	OPP. STRENGTH	TEAM	ADJ.	CONF.	ADJ CONF.
Average RPI Loss:	105	RECORD	PCT. RANK	GAMES	SCHEDULE	OF SCHEDULE	RPI	RPI	RPI	RPI
DIV. I ONLY	14- 11	140	7-3	104	109	118	118	12	12	
DIV. I NON-CONF.	5- 8	221	0	109	125	210	210	12	12	
TOTALS	RPI 1-25	RPI 26-50	W-L RECORDS	RPI 51-100	RPI 101-150	RPI 150+				
14- 11	0- 0	1- 1	OVERALL	2- 5	3- 2	8- 3				
8- 5	0- 0	1- 0	HOME	1- 1	1- 2	5- 2				
5- 6	0- 0	0- 1	AWAY	1- 4	2- 0	2- 1				
1- 0	0- 0	0- 0	NEUTRAL	0- 0	0- 0	1- 0				
5- 8	0- 0	1- 0	NON-CONFERENCE	0- 5	0- 1	4- 2				
4- 3	0- 0	1- 0	HOME	0- 1	0- 1	3- 1				
0- 5	0- 0	0- 0	AWAY	0- 4	0- 0	0- 1				
1- 0	0- 0	0- 0	NEUTRAL	0- 0	0- 0	1- 0				
9- 3	0- 0	0- 1	CONFERENCE	2- 0	3- 1	4- 1				
4- 2	0- 0	0- 0	HOME	1- 0	1- 1	2- 1				
5- 1	0- 0	0- 1	AWAY	1- 0	2- 0	2- 0				
0- 0	0- 0	0- 0	NEUTRAL	0- 0	0- 0	0- 0				

RPI 1-25			RPI 26-50			RPI 51-100			RPI 101+			Team's RPI: 118			
RPI	S	Opponent	Score	RPI	S	Opponent	Score	RPI	S	Opponent	Score				
				27	H	Old Dominion	62 49	52	A	Middle Tenn.	63 86	121	H	Duquesne	76 79
				50	A	Dayton	67 72	66	A	South Fla.	55 77	124	A	Richmond	57 42
								68	A	Boston College	52 87	124	H	Richmond	53 50
								69	A	Seton Hall	33 53	131	H	William & Mary	55 69
								77	H	Cincinnati	56 58	149	A	Massachusetts	61 46
								88	H	Fordham	62 52	153	H	George Washington	55 56
								93	A	Saint Louis	65 52	157	H	N.C. A&T	58 69
												170	A	Rhode Island	75 54
												209	A	Southern Miss.	39 51
												228	H	Saint Joseph's	47 40
												231	A	George Mason	82 63
												239	H	Appalachian St.	66 38
												254	H	East Carolina	53 40
												283	H	UC Riverside	67 51
												293	H	St. Bonaventure	56 47
												311	N	Omaha	74 66
LAST 10 Division I															
				50	A	Dayton	67 72	88	H	Fordham	62 52				
				293	H	St. Bonaventure	56 47	231	A	George Mason	82 63				
				153	H	George Washington	55 56	149	A	Massachusetts	61 46				
				124	A	Richmond	57 42	124	H	Richmond	53 50				
				121	H	Duquesne	76 79	93	A	Saint Louis	65 52				

Non-Div I Games:

VCU

■ Loss,
 ■ Non-Conf,
 S Site,
 ■ Home
 ■ Away
 N Neutral

Valparaiso

Through Games Of Feb. 18, 2020

Average RPI Win:	260	WON-LOST	WINNING	LAST 10	STRENGTH OF	OPP. STRENGTH	TEAM	ADJ.	CONF.	ADJ CONF.
Average RPI Loss:	61	RECORD	PCT. RANK	GAMES	SCHEDULE	OF SCHEDULE	RPI	RPI	RPI	RPI
DIV. I ONLY	14- 10	121	5-5	253	108	154	154	8	8	
DIV. I NON-CONF.	8- 3	68	0	328	233	145	145	7	7	
TOTALS	RPI 1-25	RPI 26-50	W-L RECORDS	RPI 51-100	RPI 101-150	RPI 150+				
14- 10	0- 3	0- 3	OVERALL	1- 3	1- 0	12- 1				
7- 4	0- 1	0- 1	HOME	0- 2	1- 0	6- 0				
7- 5	0- 1	0- 2	AWAY	1- 1	0- 0	6- 1				
0- 1	0- 1	0- 0	NEUTRAL	0- 0	0- 0	0- 0				
8- 3	0- 2	0- 0	NON-CONFERENCE	0- 0	0- 0	8- 1				
4- 0	0- 0	0- 0	HOME	0- 0	0- 0	4- 0				
4- 2	0- 1	0- 0	AWAY	0- 0	0- 0	4- 1				
0- 1	0- 1	0- 0	NEUTRAL	0- 0	0- 0	0- 0				
6- 7	0- 1	0- 3	CONFERENCE	1- 3	1- 0	4- 0				
3- 4	0- 1	0- 1	HOME	0- 2	1- 0	2- 0				
3- 3	0- 0	0- 2	AWAY	1- 1	0- 0	2- 0				
0- 0	0- 0	0- 0	NEUTRAL	0- 0	0- 0	0- 0				

RPI 1-25				RPI 26-50				RPI 51-100				RPI 101+ Team's RPI: 154			
RPI	S	Opponent	Score	RPI	S	Opponent	Score	RPI	S	Opponent	Score	RPI	S	Opponent	Score
5	H	Missouri St.	68 81	36	A	Drake	66 87	72	A	UNI	70 77	130	H	Loyola Chicago	66 64
12	A	Northwestern	48 69	38	A	Bradley	69 90	80	H	Southern Ill.	51 67	156	A	Toledo	61 54
22	N	Ohio St.	38 89	38	H	Bradley	61 75	90	A	Illinois St.	78 70	212	A	North Dakota	63 65
								90	H	Illinois St.	60 72	225	A	Eastern Ill.	78 66
												255	H	Bowling Green	95 90
												271	H	Morehead St.	55 53
												278	A	Indiana St.	75 56
												278	H	Indiana St.	61 45
												292	A	North Dakota St.	66 54
												324	A	Evansville	88 66
												324	H	Evansville	72 54
												333	A	Detroit Mercy	77 58
												342	H	UIC	63 37
												348	H	Chicago St.	95 49
LAST 10 Division I															
90	A	Illinois St.	78 70	36	A	Drake	66 87	130	H	Loyola Chicago	66 64				
38	A	Bradley	69 90	38	H	Bradley	61 75	90	H	Illinois St.	60 72				
278	H	Indiana St.	61 45					324	A	Evansville	88 66				
324	H	Evansville	72 54												
72	A	UNI	70 77												

Non-Div I Games:

Valparaiso

■ Loss,
■ Non-Conf,
■ S Site,
■ H Home
■ A Away
N Neutral

Vanderbilt

Through Games Of Feb. 18, 2020

Average RPI Win:	202	WON-LOST	WINNING	LAST 10	STRENGTH OF	OPP. STRENGTH	TEAM	ADJ.	CONF.	ADJ CONF.
Average RPI Loss:	47	RECORD	PCT. RANK	GAMES	SCHEDULE	OF SCHEDULE	RPI	RPI	RPI	RPI
DIV. I ONLY	13- 12	172	2-8	39	72	101	101	4	4	
DIV. I NON-CONF.	10- 3	57	0	123	239	75	75	5	5	
TOTALS	RPI 1-25	RPI 26-50	W-L RECORDS	RPI 51-100	RPI 101-150	RPI 150+				
13- 12	0- 5	0- 2	OVERALL	2- 3	3- 2	8- 0				
9- 5	0- 3	0- 1	HOME	1- 1	2- 0	6- 0				
3- 5	0- 2	0- 0	AWAY	1- 1	1- 2	1- 0				
1- 2	0- 0	0- 1	NEUTRAL	0- 1	0- 0	1- 0				
10- 3	0- 1	0- 1	NON-CONFERENCE	1- 1	2- 0	7- 0				
7- 1	0- 1	0- 0	HOME	1- 0	1- 0	5- 0				
2- 0	0- 0	0- 0	AWAY	0- 0	1- 0	1- 0				
1- 2	0- 0	0- 1	NEUTRAL	0- 1	0- 0	1- 0				
3- 9	0- 4	0- 1	CONFERENCE	1- 2	1- 2	1- 0				
2- 4	0- 2	0- 1	HOME	0- 1	1- 0	1- 0				
1- 5	0- 2	0- 0	AWAY	1- 1	0- 2	0- 0				
0- 0	0- 0	0- 0	NEUTRAL	0- 0	0- 0	0- 0				

RPI S	Opponent	Score	RPI S	Opponent	Score	RPI S	Opponent	Score	RPI S	Opponent	Score	Team's RPI: 101
2	A South Carolina	44 95	37	H Arkansas	66 100	56	H Tennessee	69 78	105	A Auburn	62 70	
2	H South Carolina	57 93	47	N Rutgers	56 62	69	N Seton Hall	65 69	105	H Auburn	77 55	
7	H UConn	51 64				79	A Alabama	61 98	134	A Florida	60 68	
11	H Mississippi St.	52 68				83	A Georgia	63 55	136	A Washington	76 74	
14	A Texas A&M	53 74				93	H Saint Louis	62 50	145	H Columbia	72 51	
									191	H Radford	80 46	
									197	H Tennessee Tech	75 61	
									214	H Furman	74 46	
									265	H Eastern Ky.	75 69	
									274	H Jacksonville St.	88 66	
									281	H Ole Miss	63 47	
									304	N UC Irvine	76 63	
									336	A Tennessee St.	106 55	
LAST 10 Division I												
2	A South Carolina	44 95	79	A Alabama	61 98							
14	A Texas A&M	53 74	11	H Mississippi St.	52 68							
281	H Ole Miss	63 47	37	H Arkansas	66 100							
105	A Auburn	62 70	2	H South Carolina	57 93							
56	H Tennessee	69 78	83	A Georgia	63 55							

Non-Div I Games:

Vanderbilt

Loss, Non-Conf, S Site, H Home A Away N Neutral

Average RPI Win:	305	WON-LOST	WINNING	LAST 10	STRENGTH OF	OPP. STRENGTH	TEAM	ADJ.	CONF.	ADJ CONF.
Average RPI Loss:	184	RECORD	PCT. RANK	GAMES	SCHEDULE	OF SCHEDULE	RPI	RPI	RPI	RPI
DIV. I ONLY	11- 14	210	5-5	338	311	295	295	27	27	
DIV. I NON-CONF.	5- 7	205	0	317	310	299	299	27	27	
TOTALS	RPI 1-25	RPI 26-50	W-L RECORDS	RPI 51-100	RPI 101-150	RPI 150+				
11- 14	0- 0	0- 0	OVERALL	0- 2	0- 2	11- 10				
8- 4	0- 0	0- 0	HOME	0- 0	0- 1	8- 3				
3- 10	0- 0	0- 0	AWAY	0- 2	0- 1	3- 7				
0- 0	0- 0	0- 0	NEUTRAL	0- 0	0- 0	0- 0				
5- 7	0- 0	0- 0	NON-CONFERENCE	0- 1	0- 2	5- 4				
4- 2	0- 0	0- 0	HOME	0- 0	0- 1	4- 1				
1- 5	0- 0	0- 0	AWAY	0- 1	0- 1	1- 3				
0- 0	0- 0	0- 0	NEUTRAL	0- 0	0- 0	0- 0				
6- 7	0- 0	0- 0	CONFERENCE	0- 1	0- 0	6- 6				
4- 2	0- 0	0- 0	HOME	0- 0	0- 0	4- 2				
2- 5	0- 0	0- 0	AWAY	0- 1	0- 0	2- 4				
0- 0	0- 0	0- 0	NEUTRAL	0- 0	0- 0	0- 0				

RPI S	Opponent	Score	RPI S	Opponent	Score	RPI S	Opponent	Score	RPI S	Opponent	Score	Team's RPI: 295
						63	A Stony Brook	49 67	130	A Loyola Chicago	76 78	
						71	A Minnesota	58 90	149	H Massachusetts	49 83	
									168	A Binghamton	53 76	
									168	H Binghamton	65 62	
									170	A Rhode Island	74 77	
									171	A Dartmouth	55 72	
									183	A Merrimack	53 78	
									205	A Maine	59 70	
									205	H Maine	47 65	
									229	A UMass Lowell	47 61	
									256	H Saint Francis (PA)	69 73	
									263	A New Hampshire	44 42	
									263	H New Hampshire	51 59	
									294	H Navy	64 56	
									297	H UMBC	60 58	
									314	A Albany (NY)	49 58	
									314	H Albany (NY)	52 36	
									315	H Bryant	71 66	
									332	H NJIT	65 59	
									338	A LIU Brooklyn	73 62	
									340	H Canisius	76 53	
									346	A Hartford	63 53	
									346	H Hartford	62 51	
LAST 10 Division I												
			168	A Binghamton	53 76		263	H New Hampshire	51 59			
			263	A New Hampshire	44 42		229	A UMass Lowell	47 61			
			346	H Hartford	62 51		205	H Maine	47 65			
			205	A Maine	59 70		346	A Hartford	63 53			
			314	H Albany (NY)	52 36		168	H Binghamton	65 62			

Non-Div I Games: Norwich 86 40

Vermont

■ Loss,
 ■ Non-Conf, S Site,
 ■ Home
 ■ Away
 N Neutral

Average RPI Win:	158	WON-LOST	WINNING	LAST 10	STRENGTH OF	OPP. STRENGTH	TEAM	ADJ.	CONF.	ADJ CONF.
Average RPI Loss:	79	RECORD	PCT. RANK	GAMES	SCHEDULE	OF SCHEDULE	RPI	RPI	RPI	RPI
DIV. I ONLY	14- 11	140	6-4	99	60	99	99	6	6	
DIV. I NON-CONF.	6- 5	151	1-0	72	49	91	91	6	6	
TOTALS	RPI 1-25	RPI 26-50	W-L RECORDS	RPI 51-100	RPI 101-150	RPI 150+				
14- 11	0- 1	0- 4	OVERALL	6- 4	1- 0	7- 2				
7- 5	0- 0	0- 2	HOME	2- 2	1- 0	4- 1				
7- 6	0- 1	0- 2	AWAY	4- 2	0- 0	3- 1				
0- 0	0- 0	0- 0	NEUTRAL	0- 0	0- 0	0- 0				
6- 5	0- 0	0- 2	NON-CONFERENCE	3- 1	0- 0	3- 2				
3- 2	0- 0	0- 1	HOME	1- 0	0- 0	2- 1				
3- 3	0- 0	0- 1	AWAY	2- 1	0- 0	1- 1				
0- 0	0- 0	0- 0	NEUTRAL	0- 0	0- 0	0- 0				
8- 6	0- 1	0- 2	CONFERENCE	3- 3	1- 0	4- 0				
4- 3	0- 0	0- 1	HOME	1- 2	1- 0	2- 0				
4- 3	0- 1	0- 1	AWAY	2- 1	0- 0	2- 0				
0- 0	0- 0	0- 0	NEUTRAL	0- 0	0- 0	0- 0				

RPI 1-25				RPI 26-50				RPI 51-100 Team's RPI: 99				RPI 101+			
RPI	S	Opponent	Score	RPI	S	Opponent	Score	RPI	S	Opponent	Score	RPI	S	Opponent	Score
20	A	DePaul	69 85	33	A	Marquette	52 57	61	H	Penn	70 58	141	H	Providence	51 49
				40	H	Creighton	42 58	69	A	St. John's (NY)	67 62	153	H	George Washington	56 68
				42	H	James Madison	52 56	69	A	Seton Hall	61 55	182	A	La Salle	77 69
				49	A	Drexel	52 54	69	H	Seton Hall	63 65	204	A	American	54 76
								69	H	St. John's (NY)	66 64	219	H	Manhattan	63 51
								76	A	Temple	69 74	228	H	Saint Joseph's	60 44
								83	A	Georgia	63 58	247	A	Georgetown	48 40
								88	A	Fordham	73 66	247	H	Georgetown	74 53
								94	A	Butler	61 63	252	A	Xavier	55 54
								94	H	Butler	41 58	252	H	Xavier	66 54
LAST 10 Division I															
247	A	Georgetown	48 40	33	A	Marquette	52 57								
94	A	Butler	61 63	20	A	DePaul	69 85								
252	A	Xavier	55 54	247	H	Georgetown	74 53								
69	H	Seton Hall	63 65	61	H	Penn	70 58								
69	H	St. John's (NY)	66 64	252	H	Xavier	66 54								

Non-Div I Games:

Villanova

Average RPI Win:	113	WON-LOST	WINNING	LAST 10	STRENGTH OF	OPP. STRENGTH	TEAM	ADJ.	CONF.	ADJ CONF.
Average RPI Loss:	47	RECORD	PCT. RANK	GAMES	SCHEDULE	OF SCHEDULE	RPI	RPI	RPI	RPI
DIV. I ONLY	11- 14	210	5-5	1	26	51	51	5	5	
DIV. I NON-CONF.	5- 6	187	0	1	22	33	33	4	4	
TOTALS	RPI 1-25	RPI 26-50	W-L RECORDS	RPI 51-100	RPI 101-150	RPI 150+				
11- 14	0- 7	3- 2	OVERALL	4- 2	1- 3	3- 0				
8- 4	0- 2	3- 1	HOME	3- 0	1- 1	1- 0				
3- 9	0- 4	0- 1	AWAY	1- 2	0- 2	2- 0				
0- 1	0- 1	0- 0	NEUTRAL	0- 0	0- 0	0- 0				
5- 6	0- 4	2- 1	NON-CONFERENCE	1- 1	0- 0	2- 0				
3- 2	0- 2	2- 0	HOME	1- 0	0- 0	0- 0				
2- 3	0- 1	0- 1	AWAY	0- 1	0- 0	2- 0				
0- 1	0- 1	0- 0	NEUTRAL	0- 0	0- 0	0- 0				
6- 8	0- 3	1- 1	CONFERENCE	3- 1	1- 3	1- 0				
5- 2	0- 0	1- 1	HOME	2- 0	1- 1	1- 0				
1- 6	0- 3	0- 0	AWAY	1- 1	0- 2	0- 0				
0- 0	0- 0	0- 0	NEUTRAL	0- 0	0- 0	0- 0				

RPI 1-25				RPI 26-50				RPI 51-100 Team's RPI: 51				RPI 101+			
RPI	S	Opponent	Score	RPI	S	Opponent	Score	RPI	S	Opponent	Score	RPI	S	Opponent	Score
6	A	Louisville	56 71	27	H	Old Dominion	56 53	68	A	Boston College	69 52	102	A	North Carolina	68 78
7	A	UConn	44 83	30	H	Virginia Tech	61 69	73	H	Bucknell	84 60	102	H	North Carolina	47 65
8	H	UCLA	62 73	31	H	Duke	66 63	74	A	Georgia Tech	51 61	110	H	Notre Dame	90 60
11	N	Mississippi St.	59 72	42	H	James Madison	55 49	75	A	Southern California	49 59	122	A	Wake Forest	56 62
21	A	NC State	60 80	47	A	Rutgers	63 73	85	H	Syracuse	57 41	199	A	UNLV	63 55
23	H	Kentucky	47 50					91	H	Miami (FL)	69 64	220	H	Clemson	70 54
25	A	Florida St.	55 63									298	A	CSUN	72 47
LAST 10 Division I															
				91	H	Miami (FL)	69 64	110	H	Notre Dame	90 60				
				25	A	Florida St.	55 63	6	A	Louisville	56 71				
				220	H	Clemson	70 54	30	H	Virginia Tech	61 69				
				85	H	Syracuse	57 41	122	A	Wake Forest	56 62				
				102	A	North Carolina	68 78	68	A	Boston College	69 52				

Non-Div I Games:

Virginia

■ Loss,
■ Non-Conf, S Site,
■ Home
■ Away
N Neutral

Virginia Tech

Through Games Of Feb. 18, 2020

Average RPI Win:	141	WON-LOST	WINNING	LAST 10	STRENGTH OF	OPP. STRENGTH	TEAM	ADJ.	CONF.	ADJ CONF.
Average RPI Loss:	44	RECORD	PCT. RANK	GAMES	SCHEDULE	OF SCHEDULE	RPI	RPI	RPI	RPI
DIV. I ONLY	19- 6	39	7-3	56	54	30	30	5	5	
DIV. I NON-CONF.	10- 1	20	0	125	87	27	27	4	4	
TOTALS	RPI 1-25	RPI 26-50	W-L RECORDS	RPI 51-100	RPI 101-150	RPI 150+				
19- 6	0- 3	1- 1	OVERALL	6- 2	6- 0	6- 0				
12- 1	0- 1	1- 0	HOME	3- 0	3- 0	5- 0				
4- 4	0- 2	0- 1	AWAY	1- 1	2- 0	1- 0				
3- 1	0- 0	0- 0	NEUTRAL	2- 1	1- 0	0- 0				
10- 1	0- 0	1- 0	NON-CONFERENCE	2- 1	3- 0	4- 0				
6- 0	0- 0	1- 0	HOME	0- 0	2- 0	3- 0				
1- 0	0- 0	0- 0	AWAY	0- 0	0- 0	1- 0				
3- 1	0- 0	0- 0	NEUTRAL	2- 1	1- 0	0- 0				
9- 5	0- 3	0- 1	CONFERENCE	4- 1	3- 0	2- 0				
6- 1	0- 1	0- 0	HOME	3- 0	1- 0	2- 0				
3- 4	0- 2	0- 1	AWAY	1- 1	2- 0	0- 0				
0- 0	0- 0	0- 0	NEUTRAL	0- 0	0- 0	0- 0				

RPI 1-25				RPI 26-50				Team's RPI: 30				RPI 51-100				RPI 101+			
RPI	S	Opponent	Score	RPI	S	Opponent	Score	RPI	S	Opponent	Score	RPI	S	Opponent	Score	RPI	S	Opponent	Score
21	A	NC State	69 76	31	A	Duke	67 72	51	A	Virginia	69 61	102	A	North Carolina	72 63				
21	H	NC State	59 71	34	H	Purdue	67 54	60	N	Belmont	60 58	102	H	North Carolina	76 70				
25	A	Florida St.	62 86					68	H	Boston College	70 49	106	H	Liberty	73 69				
								74	H	Georgia Tech	64 61	108	H	Davidson	88 68				
								83	N	Georgia	72 77	122	A	Wake Forest	73 62				
								84	N	Rice	54 45	147	N	Wichita St.	84 63				
								85	A	Syracuse	65 67	207	H	Gardner-Webb	87 65				
								91	H	Miami (FL)	69 45	220	H	Clemson	71 50				
												231	A	George Mason	77 58				
												256	H	Saint Francis (PA)	105 41				
												290	H	Pittsburgh	68 56				
												323	H	UMES	86 43				
LAST 10 Division I																			
122	A	Wake Forest	73 62	85	A	Syracuse	65 67												
74	H	Georgia Tech	64 61	220	H	Clemson	71 50												
102	A	North Carolina	72 63	68	H	Boston College	70 49												
21	H	NC State	59 71	51	A	Virginia	69 61												
91	H	Miami (FL)	69 45	31	A	Duke	67 72												

Non-Div I Games:

Virginia Tech

■ Loss,
 ■ Non-Conf,
 ■ S Site,
 ■ H Home
 ■ A Away
 N Neutral

Average RPI Win: 310	WON-LOST	WINNING	LAST 10	STRENGTH OF	OPP. STRENGTH	TEAM	ADJ.	CONF.	ADJ CONF.
Average RPI Loss: 166	RECORD	PCT. RANK	GAMES	SCHEDULE	OF SCHEDULE	RPI	RPI	RPI	RPI
DIV. I ONLY	7- 16	285	4-6	154	343	287	287	30	30
DIV. I NON-CONF.	3- 7	252	0	41	303	202	202	30	30
TOTALS	RPI 1-25	RPI 26-50	W-L RECORDS	RPI 51-100	RPI 101-150	RPI 150+			
7- 16	0- 1	0- 0	OVERALL	0- 4	0- 3	7- 8			
6- 5	0- 0	0- 0	HOME	0- 1	0- 1	6- 3			
1- 11	0- 1	0- 0	AWAY	0- 3	0- 2	1- 5			
0- 0	0- 0	0- 0	NEUTRAL	0- 0	0- 0	0- 0			
3- 7	0- 1	0- 0	NON-CONFERENCE	0- 4	0- 1	3- 1			
3- 1	0- 0	0- 0	HOME	0- 1	0- 0	3- 0			
0- 6	0- 1	0- 0	AWAY	0- 3	0- 1	0- 1			
0- 0	0- 0	0- 0	NEUTRAL	0- 0	0- 0	0- 0			
4- 9	0- 0	0- 0	CONFERENCE	0- 0	0- 2	4- 7			
3- 4	0- 0	0- 0	HOME	0- 0	0- 1	3- 3			
1- 5	0- 0	0- 0	AWAY	0- 0	0- 1	1- 4			
0- 0	0- 0	0- 0	NEUTRAL	0- 0	0- 0	0- 0			

RPI 1-25				RPI 26-50				RPI 51-100				RPI 101+ Team's RPI: 287			
RPI	S	Opponent	Score	RPI	S	Opponent	Score	RPI	S	Opponent	Score	RPI	S	Opponent	Score
3	A	Maryland	56 119					54	A	Yale	68 87	103	A	Colgate	58 74
								63	H	Stony Brook	45 66	128	A	Robert Morris	47 51
								94	A	Butler	58 74	128	H	Robert Morris	35 77
								96	A	Rider	63 77	167	A	Mt. St. Mary's	63 78
												167	H	Mt. St. Mary's	52 67
												183	A	Merrimack	44 55
												232	A	Youngstown St.	42 64
												256	A	Saint Francis (PA)	50 51
												256	H	Saint Francis (PA)	55 50
												297	H	UMBC	67 60
												305	H	St. Francis Brooklyn	74 66
												310	H	Sacred Heart	65 79
												315	A	Bryant	58 45
												319	H	Fairleigh Dickinson	61 62
												326	H	Saint Peter's	90 89
												332	H	NJIT	61 59
												338	H	LIU Brooklyn	63 61
												347	A	Central Conn. St.	63 66
LAST 10 Division I															
				167	H	Mt. St. Mary's	52 67	315	A	Bryant	58 45				
				183	A	Merrimack	44 55	347	A	Central Conn. St.	63 66				
				128	H	Robert Morris	35 77	338	H	LIU Brooklyn	63 61				
				256	H	Saint Francis (PA)	55 50	305	H	St. Francis Brooklyn	74 66				
				319	H	Fairleigh Dickinson	61 62	256	A	Saint Francis (PA)	50 51				

Non-Div I Games: Staten Island 81 57

Wagner

■ Loss,
 ■ Non-Conf,
 ■ S Site,
 ■ H Home
 ■ A Away
 N Neutral

Wake Forest

Through Games Of Feb. 18, 2020

Average RPI Win:	147	WON-LOST	WINNING	LAST 10	STRENGTH OF	OPP. STRENGTH	TEAM	ADJ.	CONF.	ADJ CONF.
Average RPI Loss:	99	RECORD	PCT. RANK	GAMES	SCHEDULE	OF SCHEDULE	RPI	RPI	RPI	RPI
DIV. I ONLY	13- 13	177	3-7	82	65	122	122	5	5	
DIV. I NON-CONF.	7- 4	100	0	138	199	112	112	4	4	
TOTALS	RPI 1-25	RPI 26-50	W-L RECORDS	RPI 51-100	RPI 101-150	RPI 150+				
13- 13	0- 3	2- 1	OVERALL	3- 5	2- 2	6- 2				
8- 5	0- 1	0- 1	HOME	3- 1	1- 2	4- 0				
3- 8	0- 2	1- 0	AWAY	0- 4	0- 0	2- 2				
2- 0	0- 0	1- 0	NEUTRAL	0- 0	1- 0	0- 0				
7- 4	0- 0	1- 0	NON-CONFERENCE	0- 2	2- 1	4- 1				
4- 2	0- 0	0- 0	HOME	0- 1	1- 1	3- 0				
1- 2	0- 0	0- 0	AWAY	0- 1	0- 0	1- 1				
2- 0	0- 0	1- 0	NEUTRAL	0- 0	1- 0	0- 0				
6- 9	0- 3	1- 1	CONFERENCE	3- 3	0- 1	2- 1				
4- 3	0- 1	0- 1	HOME	3- 0	0- 1	1- 0				
2- 6	0- 2	1- 0	AWAY	0- 3	0- 0	1- 1				
0- 0	0- 0	0- 0	NEUTRAL	0- 0	0- 0	0- 0				

RPI 1-25				RPI 26-50				RPI 51-100				RPI 101+ Team's RPI: 122			
RPI	S	Opponent	Score	RPI	S	Opponent	Score	RPI	S	Opponent	Score	RPI	S	Opponent	Score
6	A	Louisville	61 75	30	H	Virginia Tech	62 73	51	H	Virginia	62 56	110	H	Notre Dame	71 75
21	A	NC State	45 59	31	A	Duke	60 58	65	H	Charlotte	65 77	115	H	Campbell	74 46
25	H	Florida St.	65 70	50	N	Dayton	78 59	68	A	Boston College	54 67	134	N	Florida	73 68
								69	A	St. John's (NY)	74 82	148	H	UNC Greensboro	65 67
								74	A	Georgia Tech	52 62	160	A	Elon	69 57
								74	H	Georgia Tech	65 60	220	A	Clemson	66 52
								85	H	Syracuse	65 60	220	H	Clemson	63 58
								91	A	Miami (FL)	56 59	253	H	Col. of Charleston	106 50
												254	H	East Carolina	76 53
												269	H	UNCW	65 55
												284	A	ETSU	60 67
												290	A	Pittsburgh	48 53
LAST 10 Division I															
				30	H	Virginia Tech	62 73	290	A	Pittsburgh	48 53				
				220	A	Clemson	66 52	85	H	Syracuse	65 60				
				74	A	Georgia Tech	52 62	25	H	Florida St.	65 70				
				110	H	Notre Dame	71 75	21	A	NC State	45 59				
				68	A	Boston College	54 67	51	H	Virginia	62 56				

Non-Div I Games:

Wake Forest

■ Loss,
 ■ Non-Conf,
 ■ S Site,
 ■ H Home
 ■ A Away
 N Neutral

Average RPI Win:	181	WON-LOST	WINNING	LAST 10	STRENGTH OF	OPP. STRENGTH	TEAM	ADJ.	CONF.	ADJ CONF.
Average RPI Loss:	70	RECORD	PCT. RANK	GAMES	SCHEDULE	OF SCHEDULE	RPI	RPI	RPI	RPI
DIV. I ONLY	11- 14	210	1-9	50	51	136	136	1	1	
DIV. I NON-CONF.	8- 3	68	0	185	214	129	129	1	1	
TOTALS	RPI 1-25	RPI 26-50	W-L RECORDS	RPI 51-100	RPI 101-150	RPI 150+				
11- 14	1- 5	0- 2	OVERALL	2- 2	2- 3	6- 2				
5- 9	0- 2	0- 1	HOME	1- 1	0- 3	4- 2				
3- 5	0- 3	0- 1	AWAY	1- 1	2- 0	0- 0				
3- 0	1- 0	0- 0	NEUTRAL	0- 0	0- 0	2- 0				
8- 3	1- 0	0- 0	NON-CONFERENCE	0- 0	1- 1	6- 2				
4- 3	0- 0	0- 0	HOME	0- 0	0- 1	4- 2				
1- 0	0- 0	0- 0	AWAY	0- 0	1- 0	0- 0				
3- 0	1- 0	0- 0	NEUTRAL	0- 0	0- 0	2- 0				
3- 11	0- 5	0- 2	CONFERENCE	2- 2	1- 2	0- 0				
1- 6	0- 2	0- 1	HOME	1- 1	0- 2	0- 0				
2- 5	0- 3	0- 1	AWAY	1- 1	1- 0	0- 0				
0- 0	0- 0	0- 0	NEUTRAL	0- 0	0- 0	0- 0				

RPI	S	Opponent	Score	RPI	S	Opponent	Score	RPI	S	Opponent	Score	RPI	S	Opponent	Score	Team's RPI: 136
8	A	UCLA	80 85	28	A	Arizona St.	68 72	75	A	Southern California	78 81	101	H	Vanderbilt	74 76	
9	A	Stanford	56 77	28	H	Arizona St.	50 67	78	H	Colorado	61 52	109	A	San Diego	65 47	
9	H	Stanford	41 58					98	A	Washington St.	65 56	112	H	Utah	65 74	
10	N	Iowa	70 63					98	H	Washington St.	59 66	135	A	California	67 64	
24	A	Arizona	53 64									135	H	California	74 81	
24	H	Arizona	58 66									158	H	Tulane	62 64	
												177	H	Hawaii	50 62	
												226	H	CSU Bakersfield	80 49	
												227	N	Iona	65 34	
												234	H	San Francisco	73 54	
												248	N	Howard	75 58	
												308	H	Seattle U	78 46	
												321	H	Weber St.	94 41	
LAST 10 Division I																
28	A	Arizona St.	68 72	9	H	Stanford	41 58									
24	A	Arizona	53 64	75	A	Southern California	78 81									
78	H	Colorado	61 52	8	A	UCLA	80 85									
112	H	Utah	65 74	24	H	Arizona	58 66									
135	H	California	74 81	28	H	Arizona St.	50 67									

Non-Div I Games:

Washington

■ Loss,
■ Non-Conf,
■ S Site,
■ H Home
■ A Away
N Neutral

Average RPI Win:	186	WON-LOST	WINNING	LAST 10	STRENGTH OF	OPP. STRENGTH	TEAM	ADJ.	CONF.	ADJ CONF.
Average RPI Loss:	39	RECORD	PCT. RANK	GAMES	SCHEDULE	OF SCHEDULE	RPI	RPI	RPI	RPI
DIV. I ONLY	11- 15	223	2-8	12	39	98	98	1	1	
DIV. I NON-CONF.	7- 5	131	0	32	85	84	84	1	1	
TOTALS	RPI 1-25	RPI 26-50	W-L RECORDS	RPI 51-100	RPI 101-150	RPI 150+				
11- 15	0- 9	0- 2	OVERALL	2- 2	4- 2	5- 0				
7- 6	0- 3	0- 1	HOME	2- 0	1- 2	4- 0				
3- 6	0- 3	0- 1	AWAY	0- 2	3- 0	0- 0				
1- 3	0- 3	0- 0	NEUTRAL	0- 0	0- 0	1- 0				
7- 5	0- 4	0- 0	NON-CONFERENCE	1- 1	1- 0	5- 0				
5- 1	0- 1	0- 0	HOME	1- 0	0- 0	4- 0				
1- 1	0- 0	0- 0	AWAY	0- 1	1- 0	0- 0				
1- 3	0- 3	0- 0	NEUTRAL	0- 0	0- 0	1- 0				
4- 10	0- 5	0- 2	CONFERENCE	1- 1	3- 2	0- 0				
2- 5	0- 2	0- 1	HOME	1- 0	1- 2	0- 0				
2- 5	0- 3	0- 1	AWAY	0- 1	2- 0	0- 0				
0- 0	0- 0	0- 0	NEUTRAL	0- 0	0- 0	0- 0				

RPI 1-25				RPI 26-50				RPI 51-100 Team's RPI: 98				RPI 101+			
RPI	S	Opponent	Score	RPI	S	Opponent	Score	RPI	S	Opponent	Score	RPI	S	Opponent	Score
2	N	South Carolina	53 68	28	A	Arizona St.	59 62	66	H	BYU	67 50	112	H	Utah	66 78
4	N	Baylor	66 89	28	H	Arizona St.	56 65	75	A	Southern California	63 74	116	A	Boise St.	80 68
8	A	UCLA	50 66					78	H	Colorado	69 59	135	A	California	96 75
9	A	Stanford	58 77					91	A	Miami (FL)	68 74	135	H	California	92 66
9	H	Stanford	49 71									136	A	Washington	66 59
13	H	Gonzaga	53 76									136	H	Washington	56 65
18	N	Indiana	44 78									190	H	Pepperdine	85 48
24	A	Arizona	57 72									250	N	Southern U.	69 54
24	H	Arizona	67 74									298	H	CSUN	71 61
												304	H	UC Irvine	87 59
												339	H	Ark.-Pine Bluff	85 56
LAST 10 Division I															
24	A	Arizona	57 72	135	H	California	92 66								
28	A	Arizona St.	59 62	8	A	UCLA	50 66								
112	H	Utah	66 78	75	A	Southern California	63 74								
78	H	Colorado	69 59	28	H	Arizona St.	56 65								
9	H	Stanford	49 71	24	H	Arizona	67 74								

Non-Div I Games:

Washington St.

Average RPI Win: 277	WON-LOST	WINNING	LAST 10	STRENGTH OF	OPP. STRENGTH	TEAM	ADJ.	CONF.	ADJ CONF.
Average RPI Loss: 177	RECORD	PCT. RANK	GAMES	SCHEDULE	OF SCHEDULE	RPI	RPI	RPI	RPI
DIV. I ONLY	3- 21	333	0-10	231	214	321	321	18	18
DIV. I NON-CONF.	2- 7	288	0	200	195	266	266	17	17
TOTALS	RPI 1-25	RPI 26-50	W-L RECORDS	RPI 51-100	RPI 101-150	RPI 150+			
3- 21	0- 1	0- 0	OVERALL	0- 2	0- 5	3- 13			
1- 9	0- 0	0- 0	HOME	0- 1	0- 1	1- 7			
2- 12	0- 1	0- 0	AWAY	0- 1	0- 4	2- 6			
0- 0	0- 0	0- 0	NEUTRAL	0- 0	0- 0	0- 0			
2- 7	0- 1	0- 0	NON-CONFERENCE	0- 0	0- 4	2- 2			
1- 1	0- 0	0- 0	HOME	0- 0	0- 1	1- 0			
1- 6	0- 1	0- 0	AWAY	0- 0	0- 3	1- 2			
0- 0	0- 0	0- 0	NEUTRAL	0- 0	0- 0	0- 0			
1- 14	0- 0	0- 0	CONFERENCE	0- 2	0- 1	1- 11			
0- 8	0- 0	0- 0	HOME	0- 1	0- 0	0- 7			
1- 6	0- 0	0- 0	AWAY	0- 1	0- 1	1- 4			
0- 0	0- 0	0- 0	NEUTRAL	0- 0	0- 0	0- 0			

RPI	S	Opponent	Score	RPI	S	Opponent	Score	RPI	S	Opponent	Score	RPI	S	Opponent	Score	RPI	S	Opponent	Score
8	A	UCLA	45 85					87	A	Montana St.	52 81	112	A	Utah	46 75				
								87	H	Montana St.	67 102	117	A	Pacific	53 76				
												119	A	Idaho	50 70				
												136	A	Washington	41 94				
												144	H	Portland	59 78				
												161	A	Northern Ariz.	61 92				
												161	H	Northern Ariz.	82 88				
												172	A	Montana	57 85				
												172	H	Montana	46 78				
												180	H	Idaho St.	54 65				
												188	H	Southern Utah	71 87				
												217	A	UTEP	51 70				
												221	H	Portland St.	57 76				
												223	A	Northern Colo.	65 60				
												223	H	Northern Colo.	65 69				
												283	A	UC Riverside	64 54				
												299	A	Sacramento St.	52 58				
												299	H	Sacramento St.	67 91				
												306	A	Eastern Wash.	53 63				
												316	A	New Mexico St.	47 77				
												325	H	Utah Valley	72 46				
LAST 10 Division I																			
87	H	Montana St.	67 102	188	H	Southern Utah	71 87												
172	H	Montana	46 78	172	A	Montana	57 85												
161	A	Northern Ariz.	61 92	87	A	Montana St.	52 81												
299	A	Sacramento St.	52 58	221	H	Portland St.	57 76												
223	H	Northern Colo.	65 69	180	H	Idaho St.	54 65												

Non-Div I Games:

Weber St.

West Virginia

Through Games Of Feb. 18, 2020

Average RPI Win:	151	WON-LOST	WINNING	LAST 10	STRENGTH OF	OPP. STRENGTH	TEAM	ADJ.	CONF.	ADJ CONF.
Average RPI Loss:	46	RECORD	PCT. RANK	GAMES	SCHEDULE	OF SCHEDULE	RPI	RPI	RPI	RPI
DIV. I ONLY	15- 9	92	2-8	54	22	55	55	3	3	
DIV. I NON-CONF.	10- 1	20	0	133	138	32	32	3	3	
TOTALS	RPI 1-25	RPI 26-50	W-L RECORDS	RPI 51-100	RPI 101-150	RPI 150+				
15- 9	1- 2	2- 4	OVERALL	3- 3	2- 0	7- 0				
8- 3	0- 0	2- 1	HOME	0- 2	1- 0	5- 0				
3- 5	1- 2	0- 2	AWAY	1- 1	1- 0	0- 0				
4- 1	0- 0	0- 1	NEUTRAL	2- 0	0- 0	2- 0				
10- 1	1- 0	0- 1	NON-CONFERENCE	2- 0	0- 0	7- 0				
5- 0	0- 0	0- 0	HOME	0- 0	0- 0	5- 0				
1- 0	1- 0	0- 0	AWAY	0- 0	0- 0	0- 0				
4- 1	0- 0	0- 1	NEUTRAL	2- 0	0- 0	2- 0				
5- 8	0- 2	2- 3	CONFERENCE	1- 3	2- 0	0- 0				
3- 3	0- 0	2- 1	HOME	0- 2	1- 0	0- 0				
2- 5	0- 2	0- 2	AWAY	1- 1	1- 0	0- 0				
0- 0	0- 0	0- 0	NEUTRAL	0- 0	0- 0	0- 0				

RPI 1-25				RPI 26-50				RPI 51-100				Team's RPI: 55	RPI 101+			
RPI	S	Opponent	Score	RPI	S	Opponent	Score	RPI	S	Opponent	Score		RPI	S	Opponent	Score
4	A	Baylor	51 91	40	N	Creighton	75 82	58	A	Oklahoma	58 68		114	A	Kansas	68 49
11	A	Mississippi St.	71 65	41	A	Texas	44 50	58	H	Oklahoma	49 73		146	H	Texas Tech	67 60
19	A	TCU	60 73	41	H	Texas	68 63	85	N	Syracuse	71 69		166	H	Cornell	68 62
				44	H	Iowa St.	79 71	91	N	Michigan St.	63 57		191	H	Radford	74 37
				46	A	Oklahoma St.	57 60	100	A	Kansas St.	74 63		193	N	Norfolk St.	72 55
				46	H	Oklahoma St.	55 57	100	H	Kansas St.	55 56		200	N	New Mexico	73 60
													256	H	Saint Francis (PA)	74 45
													307	H	Presbyterian	56 40
													327	H	Coppin St.	82 47
LAST 10 Division I																
				41	A	Texas	44 50	44	H	Iowa St.	79 71					
				146	H	Texas Tech	67 60	19	A	TCU	60 73					
				100	H	Kansas St.	55 56	46	H	Oklahoma St.	55 57					
				46	A	Oklahoma St.	57 60	4	A	Baylor	51 91					
				58	A	Oklahoma	58 68	58	H	Oklahoma	49 73					

Non-Div I Games:

West Virginia

■ Loss,
■ Non-Conf,
■ S Site,
■ Home
■ A Away
N Neutral

Average RPI Win: 288	WON-LOST	WINNING	LAST 10	STRENGTH OF	OPP. STRENGTH	TEAM	ADJ.	CONF.	ADJ CONF.
Average RPI Loss: 199	RECORD	PCT. RANK	GAMES	SCHEDULE	OF SCHEDULE	RPI	RPI	RPI	RPI
DIV. I ONLY	3- 20	331	2-8	248	324	335	335	26	26
DIV. I NON-CONF.	1- 12	335	0	157	345	328	328	22	22
TOTALS	RPI 1-25	RPI 26-50	W-L RECORDS	RPI 51-100	RPI 101-150	RPI 150+			
3- 20	0- 0	0- 0	OVERALL	0- 1	0- 5	3- 14			
2- 10	0- 0	0- 0	HOME	0- 1	0- 2	2- 7			
1- 10	0- 0	0- 0	AWAY	0- 0	0- 3	1- 7			
0- 0	0- 0	0- 0	NEUTRAL	0- 0	0- 0	0- 0			
1- 12	0- 0	0- 0	NON-CONFERENCE	0- 1	0- 3	1- 8			
1- 6	0- 0	0- 0	HOME	0- 1	0- 1	1- 4			
0- 6	0- 0	0- 0	AWAY	0- 0	0- 2	0- 4			
0- 0	0- 0	0- 0	NEUTRAL	0- 0	0- 0	0- 0			
2- 8	0- 0	0- 0	CONFERENCE	0- 0	0- 2	2- 6			
1- 4	0- 0	0- 0	HOME	0- 0	0- 1	1- 3			
1- 4	0- 0	0- 0	AWAY	0- 0	0- 1	1- 3			
0- 0	0- 0	0- 0	NEUTRAL	0- 0	0- 0	0- 0			

RPI S	Opponent	Score	RPI S	Opponent	Score	RPI S	Opponent	Score	RPI S	Opponent	Score	Team's RPI: 335
						82	H Coastal Caro.	43 66	102	A North Carolina	55 92	
									108	A Davidson	51 101	
									115	H Campbell	40 61	
									148	A UNC Greensboro	43 54	
									148	H UNC Greensboro	61 72	
									160	A Elon	24 68	
									164	H Samford	50 62	
									197	H Tennessee Tech	58 62	
									198	A Chattanooga	61 53	
									198	H Chattanooga	52 59	
									201	H Cleveland St.	61 68	
									207	A Gardner-Webb	62 88	
									214	A Furman	53 69	
									245	H UNC Asheville	47 64	
									253	A Col. of Charleston	62 73	
									262	H Winthrop	60 63	
									280	A Wofford	63 76	
									284	A ETSU	49 76	
									284	H ETSU	57 62	
									322	H Mercer	51 40	
									330	A USC Upstate	62 70	
									344	H Charleston So.	69 64	
LAST 10 Division I												
			148	H UNC Greensboro	61 72		214	A Furman	53 69			
			198	A Chattanooga	61 53		280	A Wofford	63 76			
			284	A ETSU	49 76		148	A UNC Greensboro	43 54			
			322	H Mercer	51 40		284	H ETSU	57 62			
			164	H Samford	50 62		198	H Chattanooga	52 59			

Non-Div I Games: Southern Wesleyan 70 37 UVa-Wise 64 55

Western Caro.

Loss, Non-Conf, S Site, H Home A Away N Neutral

Average RPI Win:	271	WON-LOST	WINNING	LAST 10	STRENGTH OF	OPP. STRENGTH	TEAM	ADJ.	CONF.	ADJ CONF.
Average RPI Loss:	92	RECORD	PCT. RANK	GAMES	SCHEDULE	OF SCHEDULE	RPI	RPI	RPI	RPI
DIV. I ONLY	11- 12	190	7-3	188	166	195	195	19	19	
DIV. I NON-CONF.	3- 7	252	0	165	62	236	236	18	18	
TOTALS	RPI 1-25	RPI 26-50	W-L RECORDS	RPI 51-100	RPI 101-150	RPI 150+				
11- 12	0- 0	0- 5	OVERALL	0- 4	1- 1	10- 2				
7- 3	0- 0	0- 2	HOME	0- 1	1- 0	6- 0				
4- 7	0- 0	0- 3	AWAY	0- 2	0- 1	4- 1				
0- 2	0- 0	0- 0	NEUTRAL	0- 1	0- 0	0- 1				
3- 7	0- 0	0- 3	NON-CONFERENCE	0- 2	1- 1	2- 1				
2- 1	0- 0	0- 1	HOME	0- 0	1- 0	1- 0				
1- 4	0- 0	0- 2	AWAY	0- 1	0- 1	1- 0				
0- 2	0- 0	0- 0	NEUTRAL	0- 1	0- 0	0- 1				
8- 5	0- 0	0- 2	CONFERENCE	0- 2	0- 0	8- 1				
5- 2	0- 0	0- 1	HOME	0- 1	0- 0	5- 0				
3- 3	0- 0	0- 1	AWAY	0- 1	0- 0	3- 1				
0- 0	0- 0	0- 0	NEUTRAL	0- 0	0- 0	0- 0				

RPI S	Opponent	Score	RPI S	Opponent	Score	RPI S	Opponent	Score	RPI S	Opponent	Score	Team's RPI: 195
34	A Purdue	59 66	80	N Southern Ill.	65 79	123	H Southeast Mo. St.	97 91				
36	A Drake	75 94	86	A South Dakota St.	45 75	140	A Missouri	89 97				
38	H Bradley	49 84	86	H South Dakota St.	48 89	210	H Oral Roberts	75 61				
39	A South Dakota	51 88	90	A Illinois St.	65 78	212	A North Dakota	71 77				
39	H South Dakota	65 96				212	H North Dakota	91 74				
						225	N Eastern Ill.	52 60				
						258	H Denver	82 75				
						278	H Indiana St.	83 72				
						292	A North Dakota St.	79 78				
						292	H North Dakota St.	86 79				
						311	A Omaha	83 69				
						331	A Purdue Fort Wayne	83 74				
						331	H Purdue Fort Wayne	79 68				
						348	A Chicago St.	88 78				
LAST 10 Division I												
212	H North Dakota	91 74	212	A North Dakota	71 77							
39	A South Dakota	51 88	311	A Omaha	83 69							
331	A Purdue Fort Wayne	83 74	210	H Oral Roberts	75 61							
292	H North Dakota St.	86 79	258	H Denver	82 75							
86	H South Dakota St.	48 89	331	H Purdue Fort Wayne	79 68							

Non-Div I Games: Culver-Stockton 82 76 Ill.-Springfield 91 51 Mo. Baptist 90 69

Western Ill.

Average RPI Win:	170	WON-LOST	WINNING	LAST 10	STRENGTH OF	OPP. STRENGTH	TEAM	ADJ.	CONF.	ADJ CONF.
Average RPI Loss:	93	RECORD	PCT. RANK	GAMES	SCHEDULE	OF SCHEDULE	RPI	RPI	RPI	RPI
DIV. I ONLY	18- 6	40	9-1	94	88	32	32	13	13	
DIV. I NON-CONF.	8- 3	68	0	80	9	26	26	15	15	
TOTALS	RPI 1-25	RPI 26-50	W-L RECORDS	RPI 51-100	RPI 101-150	RPI 150+				
18- 6	1- 1	0- 2	OVERALL	5- 1	1- 0	11- 2				
10- 0	1- 0	0- 0	HOME	3- 0	1- 0	5- 0				
7- 6	0- 1	0- 2	AWAY	2- 1	0- 0	5- 2				
1- 0	0- 0	0- 0	NEUTRAL	0- 0	0- 0	1- 0				
8- 3	1- 1	0- 1	NON-CONFERENCE	3- 0	0- 0	4- 1				
4- 0	1- 0	0- 0	HOME	2- 0	0- 0	1- 0				
3- 3	0- 1	0- 1	AWAY	1- 0	0- 0	2- 1				
1- 0	0- 0	0- 0	NEUTRAL	0- 0	0- 0	1- 0				
10- 3	0- 0	0- 1	CONFERENCE	2- 1	1- 0	7- 1				
6- 0	0- 0	0- 0	HOME	1- 0	1- 0	4- 0				
4- 3	0- 0	0- 1	AWAY	1- 1	0- 0	3- 1				
0- 0	0- 0	0- 0	NEUTRAL	0- 0	0- 0	0- 0				

RPI 1-25				RPI 26-50				Team's RPI: 32				RPI 51-100				RPI 101+			
RPI	S	Opponent	Score	RPI	S	Opponent	Score	RPI	S	Opponent	Score	RPI	S	Opponent	Score	RPI	S	Opponent	Score
6	A	Louisville	56 75	27	A	Old Dominion	65 76	52	H	Middle Tenn.	71 63	127	H	UAB	69 65				
17	H	Central Mich.	93 58	34	A	Purdue	50 67	57	A	Ball St.	91 86	155	A	Saint Mary's (CA)	73 80				
								58	H	Oklahoma	74 63	164	A	Samford	88 84				
								60	H	Belmont	77 46	194	H	Fla. Atlantic	68 59				
								65	A	Charlotte	60 56	209	A	Southern Miss.	81 65				
								84	A	Rice	65 73	211	H	Little Rock	77 58				
												217	H	UTEP	78 65				
												233	A	Marshall	74 65				
												240	A	Louisiana Tech	84 75				
												242	N	Tulsa	76 63				
												251	A	North Texas	54 61				
												296	H	FIU	71 51				
												302	H	UTSA	85 57				
												322	A	Mercer	75 62				
LAST 10 Division I																			
302	H	UTSA	85 57	194	H	Fla. Atlantic	68 59												
217	H	UTEP	78 65	233	A	Marshall	74 65												
209	A	Southern Miss.	81 65	65	A	Charlotte	60 56												
240	A	Louisiana Tech	84 75	27	A	Old Dominion	65 76												
296	H	FIU	71 51	52	H	Middle Tenn.	71 63												

Non-Div I Games:

Western Ky.

■ Loss,
 ■ Non-Conf, S Site,
 ■ Home
 ■ Away
 N Neutral

Average RPI Win:	219	WON-LOST	WINNING	LAST 10	STRENGTH OF	OPP. STRENGTH	TEAM	ADJ.	CONF.	ADJ CONF.
Average RPI Loss:	130	RECORD	PCT. RANK	GAMES	SCHEDULE	OF SCHEDULE	RPI	RPI	RPI	RPI
DIV. I ONLY	12- 10	151	4-6	192	161	150	150	10	10	
DIV. I NON-CONF.	6- 4	123	0	287	317	191	191	10	10	
TOTALS	RPI 1-25	RPI 26-50	W-L RECORDS	RPI 51-100	RPI 101-150	RPI 150+				
12- 10	0- 1	1- 1	OVERALL	0- 2	2- 1	9- 5				
6- 3	0- 1	1- 0	HOME	0- 0	1- 0	4- 2				
4- 6	0- 0	0- 1	AWAY	0- 1	1- 1	3- 3				
2- 1	0- 0	0- 0	NEUTRAL	0- 1	0- 0	2- 0				
6- 4	0- 0	0- 1	NON-CONFERENCE	0- 1	1- 0	5- 2				
2- 1	0- 0	0- 0	HOME	0- 0	0- 0	2- 1				
2- 2	0- 0	0- 1	AWAY	0- 0	1- 0	1- 1				
2- 1	0- 0	0- 0	NEUTRAL	0- 1	0- 0	2- 0				
6- 6	0- 1	1- 0	CONFERENCE	0- 1	1- 1	4- 3				
4- 2	0- 1	1- 0	HOME	0- 0	1- 0	2- 1				
2- 4	0- 0	0- 0	AWAY	0- 1	0- 1	2- 2				
0- 0	0- 0	0- 0	NEUTRAL	0- 0	0- 0	0- 0				

RPI 1-25				RPI 26-50				RPI 51-100				RPI 101+ Team's RPI: 150			
RPI	S	Opponent	Score	RPI	S	Opponent	Score	RPI	S	Opponent	Score	RPI	S	Opponent	Score
17	H	Central Mich.	70 80	35	A	Michigan	55 76	57	A	Ball St.	65 68	104	A	Kent St.	63 75
				45	H	Ohio	73 72	63	N	Stony Brook	47 50	130	A	Loyola Chicago	70 60
												133	H	Buffalo	74 62
												156	H	Toledo	84 72
												173	H	Eastern Mich.	79 83
												179	A	Northern Ill.	68 65
												187	A	Miami (OH)	67 70
												192	A	Akron	56 51
												192	H	Akron	79 71
												194	H	Fla. Atlantic	79 80
												217	A	UTEP	46 76
												255	A	Bowling Green	63 72
												258	N	Denver	79 70
												316	N	New Mexico St.	79 76
												333	H	Detroit Mercy	82 67
												342	A	UIC	80 52
												348	H	Chicago St.	90 69
LAST 10 Division I															
179	A	Northern Ill.	68 65	192	H	Akron	79 71								
133	H	Buffalo	74 62	255	A	Bowling Green	63 72								
173	H	Eastern Mich.	79 83	17	H	Central Mich.	70 80								
187	A	Miami (OH)	67 70	45	H	Ohio	73 72								
57	A	Ball St.	65 68	104	A	Kent St.	63 75								

Non-Div I Games: Kentucky St. 80 41

Western Mich.

■ Loss,
 ■ Non-Conf, S Site,
 ■ Home
 ■ Away
 N Neutral

RPI 1-25				RPI 26-50				RPI 51-100				RPI 101+				Team's RPI: 147	
RPI	S	Opponent	Score	RPI	S	Opponent	Score	RPI	S	Opponent	Score	RPI	S	Opponent	Score		
5	A	Missouri St.	55 68	30	N	Virginia Tech	63 84	58	H	Oklahoma	88 83	158	A	Tulane	69 68		
7	A	UConn	55 83	40	A	Creighton	46 56	66	H	South Fla.	50 56	158	H	Tulane	56 61		
								72	H	UNI	50 61	173	H	Eastern Mich.	63 52		
								76	A	Temple	85 75	178	H	Memphis	60 69		
								76	H	Temple	72 70	181	A	Houston	56 64		
								87	N	Montana St.	66 64	210	A	Oral Roberts	66 79		
												240	A	Louisiana Tech	88 80		
												242	H	Tulsa	57 46		
												249	A	SMU	44 64		
												250	H	Southern U.	69 63		
												254	A	East Carolina	61 53		
												254	H	East Carolina	57 55		
												318	H	Houston Baptist	59 42		
												339	H	Ark.-Pine Bluff	100 50		
												345	H	Grambling	77 65		
LAST 10 Division I																	
				158	A	Tulane	69 68	181	A	Houston	56 64						
				178	H	Memphis	60 69	66	H	South Fla.	50 56						
				76	A	Temple	85 75	76	H	Temple	72 70						
				254	H	East Carolina	57 55	242	H	Tulsa	57 46						
				249	A	SMU	44 64	254	A	East Carolina	61 53						

Wichita St.

Page 342

William & Mary

Through Games Of Feb. 18, 2020

Average RPI Win:	240	WON-LOST	WINNING	LAST 10	STRENGTH OF	OPP. STRENGTH	TEAM	ADJ.	CONF.	ADJ CONF.
Average RPI Loss:	106	RECORD	PCT. RANK	GAMES	SCHEDULE	OF SCHEDULE	RPI	RPI	RPI	RPI
DIV. I ONLY	18- 6	40	8-2	325	131	131	131	14	14	
DIV. I NON-CONF.	9- 2	37	0	323	182	118	118	13	13	
TOTALS	RPI 1-25	RPI 26-50	W-L RECORDS	RPI 51-100	RPI 101-150	RPI 150+				
18- 6	0- 0	0- 3	OVERALL	0- 0	2- 2	16- 1				
8- 3	0- 0	0- 2	HOME	0- 0	1- 0	7- 1				
10- 3	0- 0	0- 1	AWAY	0- 0	1- 2	9- 0				
0- 0	0- 0	0- 0	NEUTRAL	0- 0	0- 0	0- 0				
9- 2	0- 0	0- 1	NON-CONFERENCE	0- 0	1- 1	8- 0				
4- 1	0- 0	0- 1	HOME	0- 0	0- 0	4- 0				
5- 1	0- 0	0- 0	AWAY	0- 0	1- 1	4- 0				
0- 0	0- 0	0- 0	NEUTRAL	0- 0	0- 0	0- 0				
9- 4	0- 0	0- 2	CONFERENCE	0- 0	1- 1	8- 1				
4- 2	0- 0	0- 1	HOME	0- 0	1- 0	3- 1				
5- 2	0- 0	0- 1	AWAY	0- 0	0- 1	5- 0				
0- 0	0- 0	0- 0	NEUTRAL	0- 0	0- 0	0- 0				

RPI S	Opponent	Score	RPI S	Opponent	Score	RPI S	Opponent	Score	RPI S	Opponent	Score	Team's RPI: 131
27	H Old Dominion	58 69	42	A James Madison	70 84	49	H Drexel	54 61	118	A VCU	69 55	
									124	A Richmond	73 76	
									126	A Northeastern	55 61	
									126	H Northeastern	80 64	
									153	A George Washington	63 51	
									160	A Elon	84 77	
									169	A Towson	83 75	
									189	H Delaware	68 58	
									193	H Norfolk St.	65 56	
									253	A Col. of Charleston	80 74	
									253	H Col. of Charleston	85 60	
									254	A East Carolina	78 68	
									269	A UNCW	63 55	
									269	H UNCW	55 72	
									270	A Delaware St.	73 52	
									297	H UMBC	76 48	
									300	A Army West Point	77 65	
									320	A Hofstra	66 53	
									320	H Hofstra	71 42	
									323	H UMES	78 50	
									346	H Hartford	61 44	
LAST 10 Division I												
320	H Hofstra	71 42	49	H Drexel	54 61							
126	H Northeastern	80 64	189	H Delaware	68 58							
269	A UNCW	63 55	126	A Northeastern	55 61							
253	A Col. of Charleston	80 74	320	A Hofstra	66 53							
160	A Elon	84 77	253	H Col. of Charleston	85 60							

Non-Div I Games:

William & Mary

Loss, Non-Conf, S Site, H Home A Away N Neutral

Average RPI Win: 286	WON-LOST	WINNING	LAST 10	STRENGTH OF	OPP. STRENGTH	TEAM	ADJ.	CONF.	ADJ CONF.
Average RPI Loss: 184	RECORD	PCT. RANK	GAMES	SCHEDULE	OF SCHEDULE	RPI	RPI	RPI	RPI
DIV. I ONLY	10- 14	229	3-7	281	317	262	262	25	25
DIV. I NON-CONF.	3- 6	235	0	293	293	274	274	28	28
TOTALS	RPI 1-25	RPI 26-50	W-L RECORDS	RPI 51-100	RPI 101-150	RPI 150+			
10- 14	0- 1	0- 1	OVERALL	0- 0	1- 3	9- 9			
5- 5	0- 0	0- 0	HOME	0- 0	1- 1	4- 4			
5- 8	0- 1	0- 1	AWAY	0- 0	0- 2	5- 4			
0- 1	0- 0	0- 0	NEUTRAL	0- 0	0- 0	0- 1			
3- 6	0- 1	0- 1	NON-CONFERENCE	0- 0	0- 0	3- 4			
0- 3	0- 0	0- 0	HOME	0- 0	0- 0	0- 3			
3- 2	0- 1	0- 1	AWAY	0- 0	0- 0	3- 0			
0- 1	0- 0	0- 0	NEUTRAL	0- 0	0- 0	0- 1			
7- 8	0- 0	0- 0	CONFERENCE	0- 0	1- 3	6- 5			
5- 2	0- 0	0- 0	HOME	0- 0	1- 1	4- 1			
2- 6	0- 0	0- 0	AWAY	0- 0	0- 2	2- 4			
0- 0	0- 0	0- 0	NEUTRAL	0- 0	0- 0	0- 0			

RPI 1-25				RPI 26-50				RPI 51-100				RPI 101+ Team's RPI: 262			
RPI	S	Opponent	Score	RPI	S	Opponent	Score	RPI	S	Opponent	Score	RPI	S	Opponent	Score
23	A	Kentucky	36 91	27	A	Old Dominion	44 68					115	A	Campbell	47 63
												115	H	Campbell	58 61
												142	A	Hampton	48 62
												142	H	Hampton	72 66
												191	A	Radford	53 54
												207	A	Gardner-Webb	59 71
												208	A	High Point	61 94
												208	H	High Point	69 63
												227	H	Iona	61 68
												245	A	UNC Asheville	55 65
												245	H	UNC Asheville	43 50
												253	H	Col. of Charleston	73 84
												269	A	UNCW	75 63
												272	H	Longwood	74 63
												280	N	Wofford	59 60
												301	H	Ga. Southern	47 91
												307	H	Presbyterian	61 54
												312	A	N.C. Central	56 46
												330	A	USC Upstate	52 38
												335	A	Western Caro.	63 60
												344	A	Charleston So.	58 53
												344	H	Charleston So.	56 46
LAST 10 Division I															
				115	H	Campbell	58 61					245	H	UNC Asheville	43 50
				245	A	UNC Asheville	55 65					344	A	Charleston So.	58 53
				142	A	Hampton	48 62					272	H	Longwood	74 63
				344	H	Charleston So.	56 46					191	A	Radford	53 54
				208	A	High Point	61 94					115	A	Campbell	47 63

Non-Div I Games:

Winthrop

■ Loss,
 ■ Non-Conf,
 S Site,
 ■ Home
 ■ Away
 N Neutral

Average RPI Win:	207	WON-LOST	WINNING	LAST 10	STRENGTH OF	OPP. STRENGTH	TEAM	ADJ.	CONF.	ADJ CONF.
Average RPI Loss:	48	RECORD	PCT. RANK	GAMES	SCHEDULE	OF SCHEDULE	RPI	RPI	RPI	RPI
DIV. I ONLY	11- 15	223	2-8	55	55	137	137	2	2	
DIV. I NON-CONF.	8- 3	68	0	142	270	77	77	2	2	
<hr/>										
TOTALS	RPI 1-25	RPI 26-50	W-L RECORDS	RPI 51-100	RPI 101-150	RPI 150+				
11- 15	0- 4	0- 5	OVERALL	2- 6	1- 0	8- 0				
7- 6	0- 1	0- 3	HOME	0- 2	1- 0	6- 0				
3- 8	0- 3	0- 1	AWAY	1- 4	0- 0	2- 0				
1- 1	0- 0	0- 1	NEUTRAL	1- 0	0- 0	0- 0				
8- 3	0- 0	0- 1	NON-CONFERENCE	1- 2	1- 0	6- 0				
6- 0	0- 0	0- 0	HOME	0- 0	1- 0	5- 0				
1- 2	0- 0	0- 0	AWAY	0- 2	0- 0	1- 0				
1- 1	0- 0	0- 1	NEUTRAL	1- 0	0- 0	0- 0				
3- 12	0- 4	0- 4	CONFERENCE	1- 4	0- 0	2- 0				
1- 6	0- 1	0- 3	HOME	0- 2	0- 0	1- 0				
2- 6	0- 3	0- 1	AWAY	1- 2	0- 0	1- 0				
0- 0	0- 0	0- 0	NEUTRAL	0- 0	0- 0	0- 0				

RPI 1-25				RPI 26-50				RPI 51-100				RPI 101+ Team's RPI: 137			
RPI	S	Opponent	Score	RPI	S	Opponent	Score	RPI	S	Opponent	Score	RPI	S	Opponent	Score
10	A	Iowa	71 97	34	A	Purdue	61 72	57	N	Ball St.	67 56	120	H	North Florida	75 62
10	H	Iowa	78 85	34	H	Purdue	59 62	71	A	Minnesota	72 62	176	A	Illinois	73 64
18	A	Indiana	65 75	35	H	Michigan	56 68	71	H	Minnesota	64 73	206	H	Penn St.	71 65
22	A	Ohio St.	74 82	37	N	Arkansas	64 68	74	A	Georgia Tech	41 60	225	H	Eastern Ill.	63 55
				47	H	Rutgers	61 64	78	A	Colorado	57 74	237	H	Milwaukee	71 40
								81	A	Nebraska	50 65	280	H	Wofford	78 65
								81	H	Nebraska	71 72	282	H	Prairie View	68 42
								91	A	Michigan St.	52 69	292	A	North Dakota St.	64 63
												328	H	Alabama St.	85 67
<hr/>															
LAST 10 Division I															
10	A	Iowa	71 97	18	A	Indiana	65 75								
34	H	Purdue	59 62	81	H	Nebraska	71 72								
22	A	Ohio St.	74 82	71	A	Minnesota	72 62								
71	H	Minnesota	64 73	10	H	Iowa	78 85								
176	A	Illinois	73 64	35	H	Michigan	56 68								

Non-Div I Games:

Wisconsin

■ Loss,
■ Non-Conf,
■ S Site,
■ H Home
■ A Away
N Neutral

Wofford

Through Games Of Feb. 18, 2020

Average RPI Win: 258	WON-LOST	WINNING	LAST 10	STRENGTH OF	OPP. STRENGTH	TEAM	ADJ.	CONF.	ADJ CONF.
Average RPI Loss: 188	RECORD	PCT. RANK	GAMES	SCHEDULE	OF SCHEDULE	RPI	RPI	RPI	RPI
DIV. I ONLY	11- 12	190	7-3	324	233	280	280	26	26
DIV. I NON-CONF.	4- 8	235	0	223	289	285	285	22	22
TOTALS	RPI 1-25	RPI 26-50	W-L RECORDS	RPI 51-100	RPI 101-150	RPI 150+			
11- 12	0- 0	0- 0	OVERALL	0- 1	1- 3	10- 8			
8- 5	0- 0	0- 0	HOME	0- 1	1- 0	7- 4			
2- 7	0- 0	0- 0	AWAY	0- 0	0- 3	2- 4			
1- 0	0- 0	0- 0	NEUTRAL	0- 0	0- 0	1- 0			
4- 8	0- 0	0- 0	NON-CONFERENCE	0- 1	0- 3	4- 4			
3- 3	0- 0	0- 0	HOME	0- 1	0- 0	3- 2			
0- 5	0- 0	0- 0	AWAY	0- 0	0- 3	0- 2			
1- 0	0- 0	0- 0	NEUTRAL	0- 0	0- 0	1- 0			
7- 4	0- 0	0- 0	CONFERENCE	0- 0	1- 0	6- 4			
5- 2	0- 0	0- 0	HOME	0- 0	1- 0	4- 2			
2- 2	0- 0	0- 0	AWAY	0- 0	0- 0	2- 2			
0- 0	0- 0	0- 0	NEUTRAL	0- 0	0- 0	0- 0			

RPI 1-25			RPI 26-50			RPI 51-100			RPI 101+			Team's RPI: 280		
RPI	S	Opponent	Score	RPI	S	Opponent	Score	RPI	S	Opponent	Score			
								82	H	Coastal Caro.	73	78		
								105	A	Auburn	82	84		
								114	A	Kansas	64	83		
								137	A	Wisconsin	65	78		
								148	H	UNC Greensboro	66	61		
								164	A	Samford	69	63		
								164	H	Samford	58	74		
								186	A	Northern Ky.	72	80		
								198	A	Chattanooga	76	80		
								198	H	Chattanooga	49	51		
								207	A	Gardner-Webb	53	67		
								214	H	Furman	66	62		
								239	H	Appalachian St.	51	54		
								245	H	UNC Asheville	75	38		
								262	N	Winthrop	60	59		
								272	H	Longwood	79	76		
								284	A	ETSU	76	47		
								284	H	ETSU	86	62		
								301	H	Ga. Southern	57	70		
								307	H	Presbyterian	67	60		
								322	A	Mercer	53	54		
								322	H	Mercer	77	49		
								335	H	Western Caro.	76	63		
LAST 10 Division I														
				198	H	Chattanooga	49	51		148	H	UNC Greensboro	66	61
				284	H	ETSU	86	62		335	H	Western Caro.	76	63
				164	A	Samford	69	63		284	A	ETSU	76	47
				322	A	Mercer	53	54		198	A	Chattanooga	76	80
				214	H	Furman	66	62		322	H	Mercer	77	49

Non-Div I Games: Brevard 82 34 Erskine 100 38 UNKNOWN 89 38

Wofford

Loss, Non-Conf, S Site, H Home A Away N Neutral

Average RPI Win:	248	WON-LOST	WINNING	LAST 10	STRENGTH OF	OPP. STRENGTH	TEAM	ADJ.	CONF.	ADJ CONF.
Average RPI Loss:	131	RECORD	PCT. RANK	GAMES	SCHEDULE	OF SCHEDULE	RPI	RPI	RPI	RPI
DIV. I ONLY	14- 11	140	6-4	233	205	163	163	22	22	
DIV. I NON-CONF.	4- 6	212	0	230	57	206	206	20	20	
TOTALS	RPI 1-25	RPI 26-50	W-L RECORDS	RPI 51-100	RPI 101-150	RPI 150+				
14- 11	0- 0	0- 2	OVERALL	0- 2	1- 4	13- 3				
6- 4	0- 0	0- 0	HOME	0- 1	0- 2	6- 1				
7- 5	0- 0	0- 2	AWAY	0- 1	1- 1	6- 1				
1- 2	0- 0	0- 0	NEUTRAL	0- 0	0- 1	1- 1				
4- 6	0- 0	0- 2	NON-CONFERENCE	0- 0	0- 3	4- 1				
1- 1	0- 0	0- 0	HOME	0- 0	0- 1	1- 0				
2- 3	0- 0	0- 2	AWAY	0- 0	0- 1	2- 0				
1- 2	0- 0	0- 0	NEUTRAL	0- 0	0- 1	1- 1				
10- 5	0- 0	0- 0	CONFERENCE	0- 2	1- 1	9- 2				
5- 3	0- 0	0- 0	HOME	0- 1	0- 1	5- 1				
5- 2	0- 0	0- 0	AWAY	0- 1	1- 0	4- 1				
0- 0	0- 0	0- 0	NEUTRAL	0- 0	0- 0	0- 0				

RPI S	Opponent	Score	RPI S	Opponent	Score	RPI S	Opponent	Score	RPI S	Opponent	Score	Team's RPI: 163
43	A UCF	53 69	44	A Iowa St.	71 79	53	A IUPUI	60 80	107	A UT Arlington	62 68	
						53	H IUPUI	58 62	114	N Kansas	63 74	
									125	H Abilene Christian	64 83	
									139	A Green Bay	70 58	
									139	H Green Bay	59 68	
									186	A Northern Ky.	63 55	
									201	A Cleveland St.	75 73	
									201	H Cleveland St.	78 62	
									226	H CSU Bakersfield	65 60	
									232	A Youngstown St.	67 54	
									232	H Youngstown St.	91 41	
									237	A Milwaukee	58 60	
									237	H Milwaukee	67 77	
									243	N Loyola Maryland	66 51	
									249	A SMU	69 61	
									252	A Xavier	86 74	
									289	H Oakland	85 66	
									293	N St. Bonaventure	56 57	
									333	H Detroit Mercy	67 61	
									342	A UIC	58 43	
									342	H UIC	79 55	
LAST 10 Division I												
342	H UIC	79 55	139	H Green Bay	59 68							
53	H IUPUI	58 62	289	H Oakland	85 66							
201	A Cleveland St.	75 73	333	H Detroit Mercy	67 61							
232	A Youngstown St.	67 54	186	A Northern Ky.	63 55							
237	H Milwaukee	67 77	53	A IUPUI	60 80							

Non-Div I Games: Marian (IN) 64 60

Wright St.

■ Loss,
 ■ Non-Conf,
 ■ S Site,
 ■ Home
 ■ A Away
 N Neutral

Wyoming

Through Games Of Feb. 18, 2020

Average RPI Win:	239	WON-LOST	WINNING	LAST 10	STRENGTH OF	OPP. STRENGTH	TEAM	ADJ.	CONF.	ADJ CONF.
Average RPI Loss:	158	RECORD	PCT. RANK	GAMES	SCHEDULE	OF SCHEDULE	RPI	RPI	RPI	RPI
DIV. I ONLY	11- 11	177	5-5	197	226	196	196	17	17	
DIV. I NON-CONF.	3- 5	224	0	201	248	260	260	21	21	
TOTALS	RPI 1-25	RPI 26-50	W-L RECORDS	RPI 51-100	RPI 101-150	RPI 150+				
11- 11	0- 1	0- 0	OVERALL	0- 3	1- 1	10- 6				
6- 5	0- 1	0- 0	HOME	0- 1	1- 0	5- 3				
5- 6	0- 0	0- 0	AWAY	0- 2	0- 1	5- 3				
0- 0	0- 0	0- 0	NEUTRAL	0- 0	0- 0	0- 0				
3- 5	0- 1	0- 0	NON-CONFERENCE	0- 2	0- 0	3- 2				
2- 3	0- 1	0- 0	HOME	0- 1	0- 0	2- 1				
1- 2	0- 0	0- 0	AWAY	0- 1	0- 0	1- 1				
0- 0	0- 0	0- 0	NEUTRAL	0- 0	0- 0	0- 0				
8- 6	0- 0	0- 0	CONFERENCE	0- 1	1- 1	7- 4				
4- 2	0- 0	0- 0	HOME	0- 0	1- 0	3- 2				
4- 4	0- 0	0- 0	AWAY	0- 1	0- 1	4- 2				
0- 0	0- 0	0- 0	NEUTRAL	0- 0	0- 0	0- 0				

RPI 1-25				RPI 26-50				RPI 51-100				RPI 101+ Team's RPI: 196			
RPI	S	Opponent	Score	RPI	S	Opponent	Score	RPI	S	Opponent	Score	RPI	S	Opponent	Score
13	H	Gonzaga	54 65					59	A	Fresno St.	59 89	116	A	Boise St.	48 67
								78	H	Colorado	56 66	116	H	Boise St.	73 68
								86	A	South Dakota St.	40 67	155	H	Saint Mary's (CA)	69 67
												165	H	San Jose St.	80 45
												199	A	UNLV	53 65
												200	A	New Mexico	73 66
												200	H	New Mexico	71 74
												223	H	Northern Colo.	44 46
												241	A	San Diego St.	60 67
												241	H	San Diego St.	81 67
												257	H	Nevada	83 59
												258	A	Denver	57 71
												266	A	Colorado St.	43 40
												266	H	Colorado St.	49 56
												285	A	Utah St.	65 54
												292	A	North Dakota St.	66 57
												303	A	Air Force	65 63
												351	H	Mississippi Val.	95 22
LAST 10 Division I															
266	A	Colorado St.	43 40	241	H	San Diego St.	81 67								
200	H	New Mexico	71 74	59	A	Fresno St.	59 89								
116	A	Boise St.	48 67	257	H	Nevada	83 59								
165	H	San Jose St.	80 45	199	A	UNLV	53 65								
285	A	Utah St.	65 54	241	A	San Diego St.	60 67								

Non-Div I Games: Colo. Christian 70 31

Wyoming

■ Loss,
 ■ Non-Conf, S Site,
 ■ Home
 ■ Away
 N Neutral

Average RPI Win: 180	WON-LOST	WINNING	LAST 10	STRENGTH OF	OPP. STRENGTH	TEAM	ADJ.	CONF.	ADJ CONF.
Average RPI Loss: 93	RECORD	PCT. RANK	GAMES	SCHEDULE	OF SCHEDULE	RPI	RPI	RPI	RPI
DIV. I ONLY	2- 23	347	0-10	26	81	252	252	6	6
DIV. I NON-CONF.	1- 10	329	0	22	141	251	251	6	6
TOTALS	RPI 1-25	RPI 26-50	W-L RECORDS	RPI 51-100	RPI 101-150	RPI 150+			
2- 23	0- 3	0- 3	OVERALL	0- 11	1- 3	1- 3			
1- 11	0- 1	0- 1	HOME	0- 6	1- 0	0- 3			
1- 10	0- 1	0- 2	AWAY	0- 5	0- 2	1- 0			
0- 2	0- 1	0- 0	NEUTRAL	0- 0	0- 1	0- 0			
1- 10	0- 1	0- 0	NON-CONFERENCE	0- 5	1- 2	0- 2			
1- 4	0- 0	0- 0	HOME	0- 2	1- 0	0- 2			
0- 4	0- 0	0- 0	AWAY	0- 3	0- 1	0- 0			
0- 2	0- 1	0- 0	NEUTRAL	0- 0	0- 1	0- 0			
1- 13	0- 2	0- 3	CONFERENCE	0- 6	0- 1	1- 1			
0- 7	0- 1	0- 1	HOME	0- 4	0- 0	0- 1			
1- 6	0- 1	0- 2	AWAY	0- 2	0- 1	1- 0			
0- 0	0- 0	0- 0	NEUTRAL	0- 0	0- 0	0- 0			

RPI 1-25				RPI 26-50				RPI 51-100				RPI 101+ Team's RPI: 252			
RPI	S	Opponent	Score	RPI	S	Opponent	Score	RPI	S	Opponent	Score	RPI	S	Opponent	Score
12	N	Northwestern	59 79	33	A	Marquette	48 61	57	A	Ball St.	49 70	112	H	Utah	70 63
20	A	DePaul	65 97	33	H	Marquette	60 80	69	H	St. John's (NY)	67 75	128	A	Robert Morris	57 71
20	H	DePaul	68 91	40	A	Creighton	55 62	69	H	Seton Hall	61 83	134	N	Florida	64 67
								76	A	Temple	65 78	141	A	Providence	48 60
								77	H	Cincinnati	78 85	163	H	Wright St.	74 86
								78	H	Colorado	53 62	247	A	Georgetown	85 64
								94	A	Butler	61 63	247	H	Georgetown	50 63
								94	H	Butler	70 78	265	H	Eastern Ky.	55 56
								96	A	Rider	57 64				
								99	A	Villanova	54 66				
								99	H	Villanova	54 55				
LAST 10 Division I															
20	A	DePaul	65 97	141	A	Providence	48 60								
33	A	Marquette	48 61	40	A	Creighton	55 62								
247	H	Georgetown	50 63	33	H	Marquette	60 80								
99	H	Villanova	54 55	20	H	DePaul	68 91								
94	A	Butler	61 63	99	A	Villanova	54 66								

Non-Div I Games:

Xavier

Average RPI Win:	198	WON-LOST	WINNING	LAST 10	STRENGTH OF	OPP. STRENGTH	TEAM	ADJ.	CONF.	ADJ CONF.
Average RPI Loss:	59	RECORD	PCT. RANK	GAMES	SCHEDULE	OF SCHEDULE	RPI	RPI	RPI	RPI
DIV. I ONLY	15- 6	54	7-3	90	133	54	54	7	7	
DIV. I NON-CONF.	10- 3	57	2-0	144	186	58	58	8	8	
TOTALS	RPI 1-25	RPI 26-50	W-L RECORDS	RPI 51-100	RPI 101-150	RPI 150+				
15- 6	0- 2	0- 0	OVERALL	1- 3	4- 1	10- 0				
6- 3	0- 1	0- 0	HOME	0- 2	1- 0	5- 0				
8- 3	0- 1	0- 0	AWAY	0- 1	3- 1	5- 0				
1- 0	0- 0	0- 0	NEUTRAL	1- 0	0- 0	0- 0				
10- 3	0- 1	0- 0	NON-CONFERENCE	1- 1	3- 1	6- 0				
5- 1	0- 0	0- 0	HOME	0- 1	1- 0	4- 0				
4- 2	0- 1	0- 0	AWAY	0- 0	2- 1	2- 0				
1- 0	0- 0	0- 0	NEUTRAL	1- 0	0- 0	0- 0				
5- 3	0- 1	0- 0	CONFERENCE	0- 2	1- 0	4- 0				
1- 2	0- 1	0- 0	HOME	0- 1	0- 0	1- 0				
4- 1	0- 0	0- 0	AWAY	0- 1	1- 0	3- 0				
0- 0	0- 0	0- 0	NEUTRAL	0- 0	0- 0	0- 0				

RPI 1-25				RPI 26-50				RPI 51-100 Team's RPI: 54				RPI 101+			
RPI	S	Opponent	Score	RPI	S	Opponent	Score	RPI	S	Opponent	Score	RPI	S	Opponent	Score
8	A	UCLA	65 100					59	N	Fresno St.	87 67	102	A	North Carolina	66 63
16	H	Princeton	39 55					61	H	Penn	51 53	103	A	Colgate	67 70
								69	H	St. John's (NY)	66 80	126	A	Northeastern	78 63
								96	A	Harvard	57 66	141	H	Providence	82 79
												145	A	Columbia	85 60
												166	A	Cornell	74 67
												171	A	Dartmouth	67 47
												184	H	Quinnipiac	63 59
												216	A	Brown	73 40
												216	H	Brown	79 72
												229	A	UMass Lowell	67 59
												287	H	Wagner	87 68
												291	A	LMU (CA)	81 65
												310	H	Sacred Heart	87 40
												322	H	Mercer	68 60
LAST 10 Division I															
				61	H	Penn	51 53	145	A	Columbia	85 60				
				16	H	Princeton	39 55	216	A	Brown	73 40				
				171	A	Dartmouth	67 47	216	H	Brown	79 72				
				96	A	Harvard	57 66	322	H	Mercer	68 60				
				166	A	Cornell	74 67	287	H	Wagner	87 68				

Non-Div I Games:

Yale

Average RPI Win:	254	WON-LOST	WINNING	LAST 10	STRENGTH OF	OPP. STRENGTH	TEAM	ADJ.	CONF.	ADJ CONF.
Average RPI Loss:	162	RECORD	PCT. RANK	GAMES	SCHEDULE	OF SCHEDULE	RPI	RPI	RPI	RPI
DIV. I ONLY	10- 13	217	3-7	225	286	232	232	22	22	
DIV. I NON-CONF.	5- 4	140	0	220	234	154	154	20	20	
TOTALS	RPI 1-25	RPI 26-50	W-L RECORDS	RPI 51-100	RPI 101-150	RPI 150+				
10- 13	0- 1	0- 0	OVERALL	1- 1	0- 3	9- 8				
6- 5	0- 0	0- 0	HOME	1- 0	0- 2	5- 3				
4- 8	0- 1	0- 0	AWAY	0- 1	0- 1	4- 5				
0- 0	0- 0	0- 0	NEUTRAL	0- 0	0- 0	0- 0				
5- 4	0- 1	0- 0	NON-CONFERENCE	0- 0	0- 2	5- 1				
3- 1	0- 0	0- 0	HOME	0- 0	0- 1	3- 0				
2- 3	0- 1	0- 0	AWAY	0- 0	0- 1	2- 1				
0- 0	0- 0	0- 0	NEUTRAL	0- 0	0- 0	0- 0				
5- 9	0- 0	0- 0	CONFERENCE	1- 1	0- 1	4- 7				
3- 4	0- 0	0- 0	HOME	1- 0	0- 1	2- 3				
2- 5	0- 0	0- 0	AWAY	0- 1	0- 0	2- 4				
0- 0	0- 0	0- 0	NEUTRAL	0- 0	0- 0	0- 0				

RPI S	Opponent	Score	RPI S	Opponent	Score	RPI S	Opponent	Score	RPI S	Opponent	Score	Team's RPI: 232
18	A Indiana	56 93				53	A IUPUI	69 77	104	H Kent St.	73 82	
						53	H IUPUI	75 73	128	A Robert Morris	43 58	
									139	H Green Bay	63 70	
									163	A Wright St.	41 91	
									163	H Wright St.	54 67	
									173	H Eastern Mich.	79 77	
									186	A Northern Ky.	56 75	
									186	H Northern Ky.	55 59	
									192	A Akron	62 91	
									201	A Cleveland St.	52 60	
									201	H Cleveland St.	84 72	
									237	H Milwaukee	62 74	
									256	A Saint Francis (PA)	56 46	
									265	A Eastern Ky.	72 63	
									287	H Wagner	64 42	
									289	A Oakland	79 74	
									333	A Detroit Mercy	62 47	
									340	H Canisius	87 59	
									342	A UIC	53 59	
									342	H UIC	77 65	
LAST 10 Division I												
201	H Cleveland St.	84 72	237	H Milwaukee	62 74							
186	H Northern Ky.	55 59	139	H Green Bay	63 70							
163	H Wright St.	54 67	333	A Detroit Mercy	62 47							
53	A IUPUI	69 77	289	A Oakland	79 74							
342	A UIC	53 59	201	A Cleveland St.	52 60							

Non-Div I Games: Lake Erie 83 48 Muskingum 92 46

Youngstown St.

Loss, Non-Conf, S Site, H Home A Away N Neutral