

Average RPI Win:	300	WON-LOST	WINNING	LAST 10	STRENGTH OF	OPP. STRENGTH	TEAM	ADJ.	CONF.	ADJ CONF.
Average RPI Loss:	171	RECORD	PCT. RANK	GAMES	SCHEDULE	OF SCHEDULE	RPI	RPI	RPI	RPI
DIV. I ONLY	11- 10	156	6- 4	307	343	236	236	26	26	
DIV. I NON-CONF.	3- 4	209	0- 0	251	349	245	245	25	25	

TOTALS	RPI 1-25	RPI 26-50	W-L RECORDS	RPI 51-100	RPI 101-999	RPI 201+				
11- 10	0- 0	0- 0	OVERALL	0- 1	11- 9	11- 4				
6- 3	0- 0	0- 0	HOME	0- 1	6- 2	6- 0				
3- 7	0- 0	0- 0	AWAY	0- 0	3- 1	3- 1				
2- 0	0- 0	0- 0	NEUTRAL	0- 0	2- 0	2- 0				
3- 4	0- 0	0- 0	NON-CONFERENCE	0- 1	3- 3	3- 2				
1- 1	0- 0	0- 0	HOME	0- 1	1- 0	1- 0				
0- 3	0- 0	0- 0	AWAY	0- 0	0- 3	0- 2				
2- 0	0- 0	0- 0	NEUTRAL	0- 0	2- 0	2- 0				
8- 6	0- 0	0- 0	CONFERENCE	0- 0	8- 6	8- 2				
5- 2	0- 0	0- 0	HOME	0- 0	5- 2	5- 0				
3- 4	0- 0	0- 0	AWAY	0- 0	3- 4	3- 2				
0- 0	0- 0	0- 0	NEUTRAL	0- 0	0- 0	0- 0				

RPI 1-25				RPI 26-50				RPI 51-100				RPI 101+				Team's RPI: 236
RPI	S	Opponent	Score	RPI	S	Opponent	Score	RPI	S	Opponent	Score	RPI	S	Opponent	Score	
								94	H	Rice	56 67	108	A	Lamar University	59 65	
												108	H	Lamar University	31 70	
												119	H	Central Ark.	50 58	
												124	A	SFA	58 59	
												166	A	UTEP	49 69	
												224	A	New Orleans	49 66	
												224	H	New Orleans	75 68	
												225	A	Abilene Christian	59 61	
												232	A	New Mexico St.	61 70	
												242	H	Nicholls St.	76 55	
												262	N	Prairie View	72 62	
												291	H	Southeastern La.	56 52	
												309	A	Incarnate Word	62 58	
												312	A	UTRGV	53 56	
												312	H	UTRGV	71 41	
												323	A	Northwestern St.	62 56	
												325	H	Houston Baptist	50 49	
												335	A	Sam Houston St.	67 57	
												335	H	Sam Houston St.	62 48	
												340	N	Florida A&M	58 55	
LAST 12 Division I GAMES:																
108	A	Lamar University	59 65	325	H	Houston Baptist	50 49									
124	A	SFA	58 59	225	A	Abilene Christian	59 61									
224	H	New Orleans	75 68	242	H	Nicholls St.	76 55									
335	H	Sam Houston St.	62 48	224	A	New Orleans	49 66									
309	A	Incarnate Word	62 58	335	A	Sam Houston St.	67 57									
291	H	Southeastern La.	56 52	323	A	Northwestern St.	62 56									

Non-Div I Games: Tex. A&M Int'l 53 34 St. Thomas Houston 72 42 McMurry 62 43 Texas Lutheran 87 56 A&M-Corpus Christi

Loss, Non-Conf, S Site, H Home A Away N Neutral

Average RPI Win: 277	WON-LOST RECORD	WINNING PCT. RANK	LAST 10 GAMES	STRENGTH OF SCHEDULE	OPP. STRENGTH OF SCHEDULE	TEAM RPI	ADJ. RPI	CONF. RPI	ADJ CONF. RPI
Average RPI Loss: 156									

DIV. I ONLY	11- 9	146	5- 5	317	276	225	225	26	26
DIV. I NON-CONF.	2- 4	239	0- 0	106	164	222	222	25	25

TOTALS	RPI 1-25	RPI 26-50	W-L RECORDS	RPI 51-100	RPI 101-999	RPI 201+			
11- 9	0- 0	0- 0	OVERALL	0- 1	11- 8	10- 3			
8- 1	0- 0	0- 0	HOME	0- 1	8- 0	7- 0			
2- 7	0- 0	0- 0	AWAY	0- 0	2- 7	2- 3			
1- 1	0- 0	0- 0	NEUTRAL	0- 0	1- 1	1- 0			
2- 4	0- 0	0- 0	NON-CONFERENCE	0- 1	2- 3	1- 1			
1- 1	0- 0	0- 0	HOME	0- 1	1- 0	0- 0			
0- 2	0- 0	0- 0	AWAY	0- 0	0- 2	0- 1			
1- 1	0- 0	0- 0	NEUTRAL	0- 0	1- 1	1- 0			
9- 5	0- 0	0- 0	CONFERENCE	0- 0	9- 5	9- 2			
7- 0	0- 0	0- 0	HOME	0- 0	7- 0	7- 0			
2- 5	0- 0	0- 0	AWAY	0- 0	2- 5	2- 2			
0- 0	0- 0	0- 0	NEUTRAL	0- 0	0- 0	0- 0			

RPI 1-25	RPI 26-50	RPI 51-100	RPI 101+	Team's RPI: 225
RPI S Opponent Score	RPI S Opponent Score	RPI S Opponent Score	RPI S Opponent Score	
		51 H FGCU 55 94	108 A Lamar University 71 77	
			112 A Arkansas 65 79	
			119 A Central Ark. 45 63	
			124 A SFA 55 66	
			130 H Idaho 82 72	
			149 N Radford 65 71	
			205 A SMU 44 65	
			224 H New Orleans 80 70	
			236 H A&M-Corpus Christi 61 59	
			242 A Nicholls St. 60 81	
			266 A McNeese 80 75	
			277 N Old Dominion 74 60	
			291 A Southeastern La. 76 78	
			291 H Southeastern La. 86 80	
			309 H Incarnate Word 58 56	
			323 H Northwestern St. 80 41	
			325 H Houston Baptist 80 68	
			335 A Sam Houston St. 75 72	
			335 H Sam Houston St. 83 65	
LAST 12 Division I GAMES:				
291 A Southeastern La.	76 78	119 A Central Ark.	45 63	
309 H Incarnate Word	58 56	124 A SFA	55 66	
242 A Nicholls St.	60 81	323 H Northwestern St.	80 41	
335 A Sam Houston St.	75 72	325 H Houston Baptist	80 68	
108 A Lamar University	71 77	291 H Southeastern La.	86 80	
236 H A&M-Corpus Christi	61 59	266 A McNeese	80 75	

Non-Div I Games: Schreiner 97 48 Southwest (NM) 91 47 Howard Payne 88 46 Midwestern St. 88 67 Abilene Christian

Loss, Non-Conf, S Site, H Home A Away N Neutral

Average RPI Win:	270	WON-LOST	WINNING	LAST 10	STRENGTH OF	OPP. STRENGTH	TEAM	ADJ.	CONF.	ADJ CONF.
Average RPI Loss:	151	RECORD	PCT. RANK	GAMES	SCHEDULE	OF SCHEDULE	RPI	RPI	RPI	RPI
DIV. I ONLY	2- 22	340	2- 8	91	196	306	306	16	16	
DIV. I NON-CONF.	0- 10	337	0- 0	97	283	318	318	13	13	

TOTALS	RPI 1-25	RPI 26-50	W-L RECORDS	RPI 51-100	RPI 101-999	RPI 201+				
2- 22	0- 1	0- 0	OVERALL	0- 5	2- 16	2- 4				
2- 11	0- 1	0- 0	HOME	0- 2	2- 8	2- 1				
0- 11	0- 0	0- 0	AWAY	0- 3	0- 8	0- 3				
0- 0	0- 0	0- 0	NEUTRAL	0- 0	0- 0	0- 0				
0- 10	0- 1	0- 0	NON-CONFERENCE	0- 1	0- 8	0- 2				
0- 5	0- 1	0- 0	HOME	0- 0	0- 4	0- 0				
0- 5	0- 0	0- 0	AWAY	0- 1	0- 4	0- 2				
0- 0	0- 0	0- 0	NEUTRAL	0- 0	0- 0	0- 0				
2- 12	0- 0	0- 0	CONFERENCE	0- 4	2- 8	2- 2				
2- 6	0- 0	0- 0	HOME	0- 2	2- 4	2- 1				
0- 6	0- 0	0- 0	AWAY	0- 2	0- 4	0- 1				
0- 0	0- 0	0- 0	NEUTRAL	0- 0	0- 0	0- 0				

RPI 1-25				RPI 26-50				RPI 51-100				RPI 101+				Team's RPI: 306
RPI	S	Opponent	Score	RPI	S	Opponent	Score	RPI	S	Opponent	Score	RPI	S	Opponent	Score	
4	H	Louisville	50 62					77	A	Navy	64 71	121	A	Colorado St.	50 61	
								88	A	New Mexico	49 57	121	H	Colorado St.	39 40	
								88	H	New Mexico	59 88	127	A	Fresno St.	48 64	
								93	A	UNLV	57 69	127	H	Fresno St.	58 64	
								93	H	UNLV	59 67	146	H	Colorado	43 68	
												153	A	SIUE	40 76	
												162	H	Army West Point	59 65	
												165	A	Boise St.	46 49	
												165	H	Boise St.	47 58	
												169	A	Weber St.	52 62	
												171	H	Denver	54 75	
												173	H	Eastern Wash.	63 65	
												208	A	Nevada	60 70	
												244	H	San Diego St.	61 51	
												247	H	San Jose St.	74 75	
												296	H	Utah St.	57 50	
												302	A	FIU	69 70	
												327	A	Utah Valley	56 59	

LAST 12 Division I GAMES:																
165	H	Boise St.	47 58	165	A	Boise St.	46 49									
93	H	UNLV	59 67	296	H	Utah St.	57 50									
88	A	New Mexico	49 57	121	H	Colorado St.	39 40									
121	A	Colorado St.	50 61	247	H	San Jose St.	74 75									
244	H	San Diego St.	61 51	93	A	UNLV	57 69									
127	A	Fresno St.	48 64	208	A	Nevada	60 70									

Non-Div I Games: Colo. Christian 66 68

Air Force

Loss,
Non-Conf,
S Site,
H Home
A Away
N Neutral

Average RPI Win:	232	WON-LOST	WINNING	LAST 10	STRENGTH OF	OPP. STRENGTH	TEAM	ADJ.	CONF.	ADJ CONF.
Average RPI Loss:	74	RECORD	PCT. RANK	GAMES	SCHEDULE	OF SCHEDULE	RPI	RPI	RPI	RPI
DIV. I ONLY	7- 17	280	2- 8	47	97	210	210	7	7	
DIV. I NON-CONF.	5- 5	170	0- 0	104	217	179	179	8	8	

TOTALS	RPI 1-25	RPI 26-50	W-L RECORDS	RPI 51-100	RPI 101-999	RPI 201+				
7- 17	0- 3	0- 3	OVERALL	0- 6	7- 5	4- 1				
5- 8	0- 2	0- 2	HOME	0- 1	5- 3	3- 1				
1- 8	0- 1	0- 1	AWAY	0- 4	1- 2	1- 0				
1- 1	0- 0	0- 0	NEUTRAL	0- 1	1- 0	0- 0				
5- 5	0- 1	0- 0	NON-CONFERENCE	0- 3	5- 1	3- 0				
4- 2	0- 1	0- 0	HOME	0- 1	4- 0	3- 0				
0- 2	0- 0	0- 0	AWAY	0- 1	0- 1	0- 0				
1- 1	0- 0	0- 0	NEUTRAL	0- 1	1- 0	0- 0				
2- 12	0- 2	0- 3	CONFERENCE	0- 3	2- 4	1- 1				
1- 6	0- 1	0- 2	HOME	0- 0	1- 3	0- 1				
1- 6	0- 1	0- 1	AWAY	0- 3	1- 1	1- 0				
0- 0	0- 0	0- 0	NEUTRAL	0- 0	0- 0	0- 0				

RPI 1-25				RPI 26-50				RPI 51-100				RPI 101+ Team's RPI: 210			
RPI	S	Opponent	Score	RPI	S	Opponent	Score	RPI	S	Opponent	Score	RPI	S	Opponent	Score
15	A	Buffalo	71 85	27	H	Central Mi ch.	86 95	51	H	FGCU	63 82	110	A	Western Mi ch.	60 76
15	H	Buffalo	66 89	40	A	Ball St.	65 97	58	A	Tol edo	54 60	110	H	Western Mi ch.	51 59
20	H	Maryland	54 75	40	H	Ball St.	61 74	62	A	Duquesne	60 66	123	A	Bucknell	52 63
								72	N	Harvard	63 76	131	H	Northern Ill.	61 84
								86	A	Ohio	67 70	153	N	SIUE	59 58
								87	A	Miami (OH)	67 75	154	H	Kent St.	75 60
												177	H	Youngstown St.	75 58
												203	A	Eastern Mi ch.	77 65
												213	H	Bowling Green	64 66
												291	H	Southeastern La.	66 54
												304	H	Eastern Ky.	62 45
												342	H	Winthrop	69 43
LAST 12 Division I GAMES:															
15	A	Buffalo	71 85	110	H	Western Mi ch.	51 59								
203	A	Eastern Mi ch.	77 65	27	H	Central Mi ch.	86 95								
131	H	Northern Ill.	61 84	87	A	Miami (OH)	67 75								
110	A	Western Mi ch.	60 76	213	H	Bowling Green	64 66								
40	A	Ball St.	65 97	40	H	Ball St.	61 74								
154	H	Kent St.	75 60	86	A	Ohio	67 70								

Non-Div I Games: Ohio Christian 93 33

Akron

Loss,
Non-Conf,
S Site,
H Home
A Away
N Neutral

Average RPI Loss: 51

DIV. I ONLY	17- 10	98	4- 6	79	75	81	81	2	2
DIV. I NON-CONF.	10- 3	52	0- 0	164	290	82	82	2	2
TOTALS	RPI 1-25	RPI 26-50	W-L RECORDS	RPI 51-100	RPI 101-999	RPI 201+			
17- 10	1- 5	1- 0	OVERALL	3- 3	12- 2	7- 0			
11- 4	0- 3	1- 0	HOME	3- 0	7- 1	5- 0			
6- 4	1- 1	0- 0	AWAY	0- 2	5- 1	2- 0			
0- 2	0- 1	0- 0	NEUTRAL	0- 1	0- 0	0- 0			
10- 3	0- 1	0- 0	NON-CONFERENCE	3- 2	7- 0	7- 0			
8- 0	0- 0	0- 0	HOME	3- 0	5- 0	5- 0			
2- 1	0- 0	0- 0	AWAY	0- 1	2- 0	2- 0			
0- 2	0- 1	0- 0	NEUTRAL	0- 1	0- 0	0- 0			
7- 7	1- 4	1- 0	CONFERENCE	0- 1	5- 2	0- 0			
3- 4	0- 3	1- 0	HOME	0- 0	2- 1	0- 0			
4- 3	1- 1	0- 0	AWAY	0- 1	3- 1	0- 0			
0- 0	0- 0	0- 0	NEUTRAL	0- 0	0- 0	0- 0			

RPI 1-25				RPI 26-50				RPI 51-100				RPI 101+			
RPI	S	Opponent	Score	RPI	S	Opponent	Score	RPI	S	Opponent	Score	RPI	S	Opponent	Score
3	A	Mississippi St.	61 75	26	H	LSU	65 51	52	N	Elon	55 60	106	A	Auburn	60 69
11	A	Tennessee	72 63					69	A	TCU	67 88	106	H	Auburn	70 60
13	H	Missouri	56 62					92	H	Jacksonville	75 60	112	A	Arkansas	83 76
16	H	South Carolina	66 79					95	H	Utah	65 60	112	H	Arkansas	66 74
18	N	NC State	49 68					96	A	Kentucky	54 79	134	H	Vanderbilt	77 75
21	H	Texas A&M	54 73					99	H	Missouri St.	65 61	138	A	Ole Miss	82 79
LAST 12 Division I GAMES:															
106	H	Auburn	70 60	96	A	Kentucky	54 79								
11	A	Tennessee	72 63	134	H	Vanderbilt	77 75								
138	A	Ole Miss	82 79	21	H	Texas A&M	54 73								
16	H	South Carolina	66 79	3	A	Mississippi St.	61 75								
112	H	Arkansas	66 74	26	H	LSU	65 51								
106	A	Auburn	60 69	112	A	Arkansas	83 76								

Non-Div I Games:

Alabama

Average RPI Win:	319	WON-LOST	WINNING	LAST 10	STRENGTH OF	OPP. STRENGTH	TEAM	ADJ.	CONF.	ADJ CONF.
Average RPI Loss:	227	RECORD	PCT. RANK	GAMES	SCHEDULE	OF SCHEDULE	RPI	RPI	RPI	RPI
DIV. I ONLY	10- 14	224	4- 6	348	345	314	314	32	32	
DIV. I NON-CONF.	5- 6	187	0- 0	301	333	237	237	32	32	

TOTALS	RPI 1-25	RPI 26-50	W-L RECORDS	RPI 51-100	RPI 101-999	RPI 201+				
10- 14	0- 0	0- 0	OVERALL	0- 2	10- 12	10- 10				
5- 4	0- 0	0- 0	HOME	0- 0	5- 4	5- 4				
5- 9	0- 0	0- 0	AWAY	0- 0	5- 6	5- 5				
0- 1	0- 0	0- 0	NEUTRAL	0- 0	0- 1	0- 0				
5- 6	0- 0	0- 0	NON-CONFERENCE	0- 2	5- 4	5- 2				
2- 1	0- 0	0- 0	HOME	0- 0	2- 1	2- 1				
3- 4	0- 0	0- 0	AWAY	0- 2	3- 2	3- 1				
0- 1	0- 0	0- 0	NEUTRAL	0- 0	0- 1	0- 0				
5- 8	0- 0	0- 0	CONFERENCE	0- 0	5- 8	5- 8				
3- 3	0- 0	0- 0	HOME	0- 0	3- 3	3- 3				
2- 5	0- 0	0- 0	AWAY	0- 0	2- 5	2- 5				
0- 0	0- 0	0- 0	NEUTRAL	0- 0	0- 0	0- 0				

RPI 1-25				RPI 26-50				RPI 51-100				RPI 101+				Team's RPI: 314	
RPI	S	Opponent	Score	RPI	S	Opponent	Score	RPI	S	Opponent	Score	RPI	S	Opponent	Score		
								80	A	UAB	58	85	156	N	Hartford	47	56
								81	A	Alabama	32	90	179	A	Jacksonville St.	33	49
												207	A	Southern U.	62	77	
												231	A	Grambling	49	78	
												233	H	Texas Southern	49	55	
												243	H	Austin Peay	52	55	
												258	A	Lipscomb	50	66	
												262	H	Prairie View	48	55	
												291	A	Southeastern La.	76	74	
												295	A	Alabama St.	78	69	
												295	H	Alabama St.	44	55	
												297	H	Murray St.	71	54	
												302	A	FIU	58	51	
												305	A	Alcorn	52	57	
												305	H	Alcorn	74	63	
												310	A	Jackson St.	43	59	
												328	A	Tennessee St.	77	75	
												338	A	Mississippi Val.	57	49	
												338	H	Mississippi Val.	65	48	
												343	A	Ark.-Pine Bluff	48	57	
												343	H	Ark.-Pine Bluff	52	49	
												349	H	Evansville	70	56	
LAST 12 Division I GAMES:																	
				305	H	Alcorn	74	63	207	A	Southern U.	62	77				
				295	H	Alabama St.	44	55	305	A	Alcorn	52	57				
				338	A	Mississippi Val.	57	49	295	A	Alabama St.	78	69				
				343	A	Ark.-Pine Bluff	48	57	338	H	Mississippi Val.	65	48				
				262	H	Prairie View	48	55	343	H	Ark.-Pine Bluff	52	49				
				233	H	Texas Southern	49	55	310	A	Jackson St.	43	59				

Non-Div I Games:

Alabama A&M

Average RPI Win:	306	WON-LOST	WINNING	LAST 10	STRENGTH OF	OPP. STRENGTH	TEAM	ADJ.	CONF.	ADJ CONF.
Average RPI Loss:	180	RECORD	PCT. RANK	GAMES	SCHEDULE	OF SCHEDULE	RPI	RPI	RPI	RPI
DIV. I ONLY	7- 16	276	5- 5	263	338	295	295	32	32	
DIV. I NON-CONF.	1- 9	318	0- 0	34	165	255	255	32	32	

TOTALS	RPI 1-25	RPI 26-50	W-L RECORDS	RPI 51-100	RPI 101-999	RPI 201+				
7- 16	0- 2	0- 1	OVERALL	0- 1	7- 12	7- 8				
5- 4	0- 0	0- 0	HOME	0- 0	5- 4	5- 2				
2- 11	0- 2	0- 1	AWAY	0- 1	2- 7	2- 6				
0- 1	0- 0	0- 0	NEUTRAL	0- 0	0- 1	0- 0				
1- 9	0- 2	0- 1	NON-CONFERENCE	0- 1	1- 5	1- 1				
1- 2	0- 0	0- 0	HOME	0- 0	1- 2	1- 0				
0- 6	0- 2	0- 1	AWAY	0- 1	0- 2	0- 1				
0- 1	0- 0	0- 0	NEUTRAL	0- 0	0- 1	0- 0				
6- 7	0- 0	0- 0	CONFERENCE	0- 0	6- 7	6- 7				
4- 2	0- 0	0- 0	HOME	0- 0	4- 2	4- 2				
2- 5	0- 0	0- 0	AWAY	0- 0	2- 5	2- 5				
0- 0	0- 0	0- 0	NEUTRAL	0- 0	0- 0	0- 0				

RPI 1-25				RPI 26-50				RPI 51-100				RPI 101+ Team's RPI: 295			
RPI	S	Opponent	Score	RPI	S	Opponent	Score	RPI	S	Opponent	Score	RPI	S	Opponent	Score
11	A	Tennessee	51 104	44	A	Miami (FL)	31 79	80	A	UAB	44 61	124	N	SFA	50 77
16	A	South Carolina	31 99									141	H	South Ala.	47 59
												145	A	Samford	39 58
												168	H	Troy	63 93
												204	A	Southern Miss.	35 72
												207	A	Southern U.	58 66
												207	H	Southern U.	58 56
												231	A	Grambling	71 93
												233	H	Texas Southern	39 71
												262	H	Prairie View	70 68
												305	A	Alcorn	41 73
												310	A	Jackson St.	61 70
												314	A	Alabama A&M	55 44
												314	H	Alabama A&M	69 78
												338	A	Mississippi Val.	70 62
												338	H	Mississippi Val.	76 41
												341	H	Savannah St.	81 61
												343	A	Ark.-Pine Bluff	53 55
												343	H	Ark.-Pine Bluff	63 54
LAST 12 Division I GAMES:															
207	H	Southern U.	58 56	305	A	Alcorn	41 73								
314	A	Alabama A&M	55 44	207	A	Southern U.	58 66								
343	A	Ark.-Pine Bluff	53 55	314	H	Alabama A&M	69 78								
338	A	Mississippi Val.	70 62	343	H	Ark.-Pine Bluff	63 54								
233	H	Texas Southern	39 71	338	H	Mississippi Val.	76 41								
262	H	Prairie View	70 68	231	A	Grambling	71 93								

Non-Div I Games: Mobile 61 50

Alabama St.

■ Loss,
 ■ Non-Conf,
 ■ S Site,
 ■ Home
 ■ Away
 N Neutral

Average RPI Win:	222	WON-LOST	WINNING	LAST 10	STRENGTH OF	OPP. STRENGTH	TEAM	ADJ.	CONF.	ADJ CONF.
Average RPI Loss:	140	RECORD	PCT. RANK	GAMES	SCHEDULE	OF SCHEDULE	RPI	RPI	RPI	RPI
DIV. I ONLY	22- 5	23	8- 2	262	212	84	84	20	20	
DIV. I NON-CONF.	11- 2	22	0- 0	215	167	60	60	24	24	

TOTALS	RPI 1-25	RPI 26-50	W-L RECORDS	RPI 51-100	RPI 101-999	RPI 201+				
22- 5	0- 1	0- 0	OVERALL	3- 1	19- 3	11- 1				
12- 1	0- 0	0- 0	HOME	3- 1	9- 0	5- 0				
8- 4	0- 1	0- 0	AWAY	0- 0	8- 3	6- 1				
2- 0	0- 0	0- 0	NEUTRAL	0- 0	2- 0	0- 0				
11- 2	0- 1	0- 0	NON-CONFERENCE	2- 1	9- 0	6- 0				
4- 1	0- 0	0- 0	HOME	2- 1	2- 0	2- 0				
5- 1	0- 1	0- 0	AWAY	0- 0	5- 0	4- 0				
2- 0	0- 0	0- 0	NEUTRAL	0- 0	2- 0	0- 0				
11- 3	0- 0	0- 0	CONFERENCE	1- 0	10- 3	5- 1				
8- 0	0- 0	0- 0	HOME	1- 0	7- 0	3- 0				
3- 3	0- 0	0- 0	AWAY	0- 0	3- 3	2- 1				
0- 0	0- 0	0- 0	NEUTRAL	0- 0	0- 0	0- 0				

RPI 1-25				RPI 26-50				RPI 51-100 Team's RPI: 84				RPI 101+			
RPI	S	Opponent	Score	RPI	S	Opponent	Score	RPI	S	Opponent	Score	RPI	S	Opponent	Score
20	A	Maryland	58 91					54	H	St. John's (NY)	66 71	131	N	Northern Ill.	97 91
								70	H	Fordham	59 52	150	H	Binghamton	63 46
								82	H	Maine	68 54	156	A	Hartford	55 70
								90	H	Dartmouth	76 61	156	H	Hartford	66 53
												163	N	Southern Ill.	68 57
												182	A	New Hampshire	68 74
												182	H	New Hampshire	66 53
												186	A	Stony Brook	72 68
												186	H	Stony Brook	64 58
												193	A	Siena	78 63
												245	A	Holy Cross	65 56
												254	A	Manhattan	62 56
												255	H	St. Bonaventure	69 52
												286	A	Central Conn. St.	72 60
												290	A	Vermont	57 62
												290	H	Vermont	67 55
												303	A	Monmouth	68 44
												320	A	UMBC	78 75
												320	H	UMBC	79 45
												330	H	Wagner	89 44
												344	A	UMass Lowell	61 52
												344	H	UMass Lowell	93 60

LAST 12 Division I GAMES:															
320	H	UMBC	79 45	290	H	Vermont	67 55								
156	H	Hartford	66 53	320	A	UMBC	78 75								
290	A	Vermont	57 62	344	A	UMass Lowell	61 52								
344	H	UMass Lowell	93 60	150	H	Binghamton	63 46								
182	A	New Hampshire	68 74	82	H	Maine	68 54								
186	H	Stony Brook	64 58	186	A	Stony Brook	72 68								

Non-Div I Games:

Albany (NY)

Loss,
Non-Conf, S Site, H Home A Away N Neutral

A l c o r n

A
l
c
o
r
n

Al corn

Page 9

Average RPI	Win: 203	WON-LOST RECORD	WINNING PCT. RANK	LAST 10 GAMES	STRENGTH OF SCHEDULE	OPP. STRENGTH OF SCHEDULE	TEAM RPI	ADJ. RPI	CONF. RPI	ADJ CONF. RPI
Average RPI	Loss: 87									
DIV. I ONLY	22- 4	10	10- 0	224	134	56	56	15	15	
DIV. I NON-CONF.	7- 4	102	0- 0	218	89	102	102	18	18	

TOTALS	RPI 1-25	RPI 26-50	W-L RECORDS	RPI 51-100	RPI 101-999	RPI 201+				
22- 4	0- 1	0- 0	OVERALL	2- 1	20- 2	10- 0				
12- 0	0- 0	0- 0	HOME	2- 0	10- 0	4- 0				
10- 3	0- 0	0- 0	AWAY	0- 1	10- 2	6- 0				
0- 1	0- 1	0- 0	NEUTRAL	0- 0	0- 0	0- 0				
7- 4	0- 1	0- 0	NON-CONFERENCE	1- 1	6- 2	3- 0				
4- 0	0- 0	0- 0	HOME	1- 0	3- 0	1- 0				
3- 3	0- 0	0- 0	AWAY	0- 1	3- 2	2- 0				
0- 1	0- 1	0- 0	NEUTRAL	0- 0	0- 0	0- 0				
15- 0	0- 0	0- 0	CONFERENCE	1- 0	14- 0	7- 0				
8- 0	0- 0	0- 0	HOME	1- 0	7- 0	3- 0				
7- 0	0- 0	0- 0	AWAY	0- 0	7- 0	4- 0				
0- 0	0- 0	0- 0	NEUTRAL	0- 0	0- 0	0- 0				

American

American

RPI	S	Opponent	Score	RPI	S	Opponent	Score	RPI	S	Opponent	Score	RPI	S	Opponent	Score
24	N	Villanova	60 65					77	H	Navy	46 41	105	A	George Mason	53 71
								83	H	Penn St.	75 66	123	H	Bucknell	68 58
								91	A	George Washington	44 61	128	A	Delaware	56 72
												162	A	Army West Point	64 46
												162	H	Army West Point	71 63
												171	H	Denver	66 53
												172	A	Tulsa	72 67
												177	H	Youngstown St.	78 72
												191	A	Lehigh	60 44
												191	H	Lehigh	82 64
												195	A	Boston U.	61 54
												195	H	Boston U.	66 50
												228	A	Lafayette	74 67
												228	H	Lafayette	74 66
												235	H	La Salle	66 48
												245	A	Holy Cross	68 63
												246	A	Loyola Maryland	71 58
												246	H	Loyola Maryland	69 56
												268	A	Colgate	77 55
												268	H	Colgate	67 44
												290	A	Vermont	64 62
												320	A	UMBC	61 48
LAST 12 Division I GAMES:															
228	H	Lafayette	74 66	245	A	Holy Cross	68 63								
195	A	Boston U.	61 54	228	A	Lafayette	74 67								
191	A	Lehigh	60 44	195	H	Boston U.	66 50								
246	H	Loyola Maryland	69 56	191	H	Lehigh	82 64								
162	H	Army West Point	71 63	246	A	Loyola Maryland	71 58								
268	H	Colgate	67 44	162	A	Army West Point	64 46								

Non-Div I Games:

American

Average RPI Win:	270	WON-LOST	WINNING	LAST 10	STRENGTH OF	OPP. STRENGTH	TEAM	ADJ.	CONF.	ADJ CONF.
Average RPI Loss:	149	RECORD	PCT. RANK	GAMES	SCHEDULE	OF SCHEDULE	RPI	RPI	RPI	RPI
DIV. I ONLY	7- 19	288	3- 7	173	233	272	272	22	22	
DIV. I NON-CONF.	2- 9	295	0- 0	169	175	260	260	23	23	

TOTALS	RPI 1-25	RPI 26-50	W-L RECORDS	RPI 51-100	RPI 101-999	RPI 201+				
7- 19	0- 0	0- 0	OVERALL	0- 3	7- 16	5- 3				
4- 8	0- 0	0- 0	HOME	0- 2	4- 6	2- 0				
3- 11	0- 0	0- 0	AWAY	0- 0	3- 6	3- 2				
0- 0	0- 0	0- 0	NEUTRAL	0- 0	0- 0	0- 0				
2- 9	0- 0	0- 0	NON-CONFERENCE	0- 3	2- 6	2- 2				
0- 4	0- 0	0- 0	HOME	0- 2	0- 2	0- 0				
2- 5	0- 0	0- 0	AWAY	0- 1	2- 4	2- 2				
0- 0	0- 0	0- 0	NEUTRAL	0- 0	0- 0	0- 0				
5- 10	0- 0	0- 0	CONFERENCE	0- 0	5- 10	3- 1				
4- 4	0- 0	0- 0	HOME	0- 0	4- 4	2- 0				
1- 6	0- 0	0- 0	AWAY	0- 0	1- 6	1- 1				
0- 0	0- 0	0- 0	NEUTRAL	0- 0	0- 0	0- 0				

RPI 1-25				RPI 26-50				RPI 51-100				RPI 101+ Team's RPI: 272			
RPI	S	Opponent	Score	RPI	S	Opponent	Score	RPI	S	Opponent	Score	RPI	S	Opponent	Score
								66	H	Georgia Tech	41 75	103	H	Little Rock	40 52
								80	H	UAB	59 70	104	A	North Carolina	43 56
								97	A	Wake Forest	49 78	125	H	ETSU	57 70
												133	A	Texas St.	50 92
												133	H	Texas St.	54 69
												141	A	South Ala.	52 54
												141	H	South Ala.	57 56
												149	A	Radford	40 61
												160	A	UT Arlington	48 49
												160	H	UT Arlington	60 64
												168	A	Troy	74 81
												168	H	Troy	64 93
												175	A	Louisiana	45 61
												178	H	Davidson	57 59
												197	H	Arkansas St.	68 66
												211	A	N. C. A&T	56 81
												223	A	UNC Asheville	60 69
												251	A	Col. of Charleston	76 70
												256	A	Coastal Caro.	68 73
												315	H	Georgia St.	77 62
												318	A	Marshall	56 54
												329	H	Ga. Southern	87 56
												336	A	La. -Monroe	71 67

LAST 12 Division I GAMES:															
				168	H	Troy	64 93					103	H	Little Rock	40 52
				141	H	South Ala.	57 56					141	A	South Ala.	52 54
				256	A	Coastal Caro.	68 73					168	A	Troy	74 81
				133	A	Texas St.	50 92					329	H	Ga. Southern	87 56
				160	A	UT Arlington	48 49					315	H	Georgia St.	77 62
				197	H	Arkansas St.	68 66					336	A	La. -Monroe	71 67

Non-Div I Games:

Appalachian St.

Average RPI Win:	253	WON-LOST	WINNING	LAST 10	STRENGTH OF	OPP. STRENGTH	TEAM	ADJ.	CONF.	ADJ CONF.
Average RPI Loss:	108	RECORD	PCT. RANK	GAMES	SCHEDULE	OF SCHEDULE	RPI	RPI	RPI	RPI
DIV. I ONLY	6- 21	308	2- 8	166	68	280	280	5	5	
DIV. I NON-CONF.	4- 7	226	0- 0	343	258	339	339	3	3	

TOTALS	RPI 1-25	RPI 26-50	W-L RECORDS	RPI 51-100	RPI 101-999	RPI 201+				
6- 21	0- 4	0- 6	OVERALL	0- 4	6- 7	4- 5				
5- 8	0- 1	0- 2	HOME	0- 2	5- 3	3- 3				
1- 12	0- 3	0- 4	AWAY	0- 1	1- 4	1- 2				
0- 1	0- 0	0- 0	NEUTRAL	0- 1	0- 0	0- 0				
4- 7	0- 0	0- 0	NON-CONFERENCE	0- 1	4- 6	4- 5				
3- 3	0- 0	0- 0	HOME	0- 0	3- 3	3- 3				
1- 3	0- 0	0- 0	AWAY	0- 0	1- 3	1- 2				
0- 1	0- 0	0- 0	NEUTRAL	0- 1	0- 0	0- 0				
2- 14	0- 4	0- 6	CONFERENCE	0- 3	2- 1	0- 0				
2- 5	0- 1	0- 2	HOME	0- 2	2- 0	0- 0				
0- 9	0- 3	0- 4	AWAY	0- 1	0- 1	0- 0				
0- 0	0- 0	0- 0	NEUTRAL	0- 0	0- 0	0- 0				

RPI 1-25				RPI 26-50				RPI 51-100				RPI 101+ Team's RPI: 280			
RPI	S	Opponent	Score	RPI	S	Opponent	Score	RPI	S	Opponent	Score	RPI	S	Opponent	Score
8	A	Oregon	44 62	36	A	Cal i forni a	39 63	69	N	TCU	59 68	142	A	Loyol a Marymount	70 84
9	A	UCLA	46 69	36	H	Cal i forni a	51 53	95	A	Utah	55 89	146	A	Col orado	60 79
14	A	Stanford	42 79	39	A	Oregon St.	48 88	95	H	Utah	56 80	146	H	Col orado	72 63
14	H	Stanford	46 61	41	A	Ari zona St.	50 75	98	H	Washingt on St.	60 78	185	H	Washingt on	72 70
				41	H	Ari zona St.	45 69					206	A	CSUN	63 66
				49	A	Southern Cal i forni a	52 78					232	H	New Mexico St.	83 44

LAST 12 Division I GAMES:															
41	H	Ari zona St.	45 69	14	A	Stanford	42 79								
41	A	Ari zona St.	50 75	36	A	Cal i forni a	39 63								
49	A	Southern Cal i forni a	52 78	95	H	Utah	56 80								
9	A	UCLA	46 69	146	H	Col orado	72 63								
185	H	Washingt on	72 70	39	A	Oregon St.	48 88								
98	H	Washingt on St.	60 78	8	A	Oregon	44 62								

Non-Div I Games:

Ari zona

Average RPI Win:	157	WON-LOST	WINNING	LAST 10	STRENGTH OF	OPP. STRENGTH	TEAM	ADJ.	CONF.	ADJ CONF.
Average RPI Loss:	26	RECORD	PCT. RANK	GAMES	SCHEDULE	OF SCHEDULE	RPI	RPI	RPI	RPI
DIV. I ONLY	19- 9	77	6- 4	55	25	41	41	5	5	
DIV. I NON-CONF.	9- 3	61	0- 0	95	22	47	47	3	3	

TOTALS	RPI 1-25	RPI 26-50	W-L RECORDS	RPI 51-100	RPI 101-999	RPI 201+				
19- 9	2- 6	2- 2	OVERALL	2- 1	13- 0	7- 0				
13- 1	2- 0	1- 0	HOME	1- 1	9- 0	5- 0				
5- 6	0- 4	1- 2	AWAY	1- 0	3- 0	1- 0				
1- 2	0- 2	0- 0	NEUTRAL	0- 0	1- 0	1- 0				
9- 3	1- 3	0- 0	NON-CONFERENCE	0- 0	8- 0	5- 0				
7- 0	1- 0	0- 0	HOME	0- 0	6- 0	4- 0				
1- 1	0- 1	0- 0	AWAY	0- 0	1- 0	0- 0				
1- 2	0- 2	0- 0	NEUTRAL	0- 0	1- 0	1- 0				
10- 6	1- 3	2- 2	CONFERENCE	2- 1	5- 0	2- 0				
6- 1	1- 0	1- 0	HOME	1- 1	3- 0	1- 0				
4- 5	0- 3	1- 2	AWAY	1- 0	2- 0	1- 0				
0- 0	0- 0	0- 0	NEUTRAL	0- 0	0- 0	0- 0				

RPI 1-25				RPI 26-50				RPI 51-100				RPI 101+			
RPI	S	Opponent	Score	RPI	S	Opponent	Score	RPI	S	Opponent	Score	RPI	S	Opponent	Score
3	N	Mississippi St.	57 65	36	A	Cal i forn i a	57 42	95	A	Utah	83 81	112	H	Arkansas	89 43
5	A	Flori da St.	66 77	36	H	Cal i forn i a	80 71	95	H	Utah	56 58	127	A	Fresno St.	81 49
8	A	Oregon	64 74	39	A	Oregon St.	54 57	98	H	Washi ngton St.	77 51	130	H	I daho	77 33
9	A	UCLA	63 71	49	A	Southern Cal i forn i a	62 77					146	A	Col orado	72 47
12	N	Green Bay	48 61									146	H	Col orado	73 59
14	A	Stanford	50 74									185	H	Washi ngton	61 41
14	H	Stanford	73 66									212	N	Col umbi a	72 48
15	H	Buffal o	76 57									229	H	UC Ri versi de	73 48
												268	H	Col gate	65 54
												279	H	Sacramento St.	106 58
												280	A	Ari zona	69 45
												280	H	Ari zona	75 50
												294	H	UTSA	74 42

LAST 12 Di vi si on I GAMES:															
280	A	Ari zona	69 45	36	A	Cal i forn i a	57 42	14	A	Stanford	50 74				
280	H	Ari zona	75 50	146	H	Col orado	73 59	95	H	Utah	56 58				
9	A	UCLA	63 71	98	H	Washi ngton St.	77 51	8	A	Oregon	64 74				
49	A	Southern Cal i forn i a	62 77	39	A	Oregon St.	54 57								
185	H	Washi ngton	61 41												

Non-Di v I Games:

Ari zona St.

Average RPI Win:	316	WON-LOST	WINNING	LAST 10	STRENGTH OF	OPP. STRENGTH	TEAM	ADJ.	CONF.	ADJ CONF.
Average RPI Loss:	220	RECORD	PCT. RANK	GAMES	SCHEDULE	OF SCHEDULE	RPI	RPI	RPI	RPI
DIV. I ONLY	3- 19	329	2- 8	319	337	343	343	32	32	
DIV. I NON-CONF.	0- 8	337	0- 0	154	94	329	329	32	32	

TOTALS	RPI 1-25	RPI 26-50	W-L RECORDS	RPI 51-100	RPI 101-999	RPI 201+				
3- 19	0- 1	0- 1	OVERALL	0- 1	3- 16	3- 15				
2- 5	0- 0	0- 0	HOME	0- 0	2- 5	2- 5				
1- 12	0- 0	0- 0	AWAY	0- 0	1- 0	1- 0				
0- 2	0- 0	0- 0	NEUTRAL	0- 0	0- 2	0- 2				
0- 8	0- 1	0- 1	NON-CONFERENCE	0- 1	0- 5	0- 4				
0- 0	0- 0	0- 0	HOME	0- 0	0- 0	0- 0				
0- 6	0- 1	0- 1	AWAY	0- 1	0- 3	0- 2				
0- 2	0- 0	0- 0	NEUTRAL	0- 0	0- 2	0- 2				
3- 11	0- 0	0- 0	CONFERENCE	0- 0	3- 11	3- 11				
2- 5	0- 0	0- 0	HOME	0- 0	2- 5	2- 5				
1- 6	0- 0	0- 0	AWAY	0- 0	1- 6	1- 6				
0- 0	0- 0	0- 0	NEUTRAL	0- 0	0- 0	0- 0				

RPI 1-25				RPI 26-50				RPI 51-100				RPI 101+ Team's RPI: 343			
RPI	S	Opponent	Score	RPI	S	Opponent	Score	RPI	S	Opponent	Score	RPI	S	Opponent	Score
19	A	Iowa	45 85	33	A	Dayton	43 81	64	A	Nebraska	52 73	172	A	Tulsa	37 87
												207	A	Southern U.	46 59
												207	H	Southern U.	52 71
												218	N	Oakland	37 69
												227	A	Texas Tech	47 74
												231	H	Grambling	57 66
												233	A	Texas Southern	52 58
												243	A	Austin Peay	61 97
												262	A	Prairie View	52 64
												262	H	Prairie View	72 89
												267	N	Towson	44 70
												295	A	Alabama St.	54 63
												295	H	Alabama St.	55 53
												305	A	Alcorn	58 76
												305	H	Alcorn	77 80
												310	H	Jackson St.	54 60
												314	A	Alabama A&M	49 52
												314	H	Alabama A&M	57 48
												338	A	Mississippi Val.	64 59
LAST 12 Division I GAMES:															
262	H	Prairie View	72 89	231	H	Grambling	57 66								
305	A	Alcorn	58 76	233	A	Texas Southern	52 58								
207	A	Southern U.	46 59	262	A	Prairie View	52 64								
295	H	Alabama St.	55 53	305	H	Alcorn	77 80								
314	H	Alabama A&M	57 48	207	H	Southern U.	52 71								
310	H	Jackson St.	54 60	295	A	Alabama St.	54 63								

Non-Div I Games: Tougalo 71 51 Philander Smith 81 73

Ark. -Pine Bluff

Loss,
Non-Conf,
S Site,
H Home
A Away
N Neutral

Average RPI	Win:	179	WON-LOST	WINNING	LAST 10	STRENGTH OF	OPP. STRENGTH	TEAM	ADJ.	CONF.	ADJ CONF.
Average RPI	Loss:	65	RECORD	PCT. RANK	GAMES	SCHEDULE	OF SCHEDULE	RPI	RPI	RPI	RPI
DIV. I ONLY		12- 15	205	2- 8	35	73	112	112	2	2	
DIV. I NON-CONF.		9- 4	82	0- 0	161	223	76	76	2	2	

TOTALS	RPI 1-25		RPI 26-50		W-L RECORDS		RPI 51-100		RPI 101-999		RPI 201+
12- 15	0- 5		0- 3		OVERALL		1- 4		11- 3		4- 0
8- 6	0- 2		0- 1		HOME		0- 2		8- 1		3- 0
3- 9	0- 3		0- 2		AWAY		1- 2		2- 2		0- 0
1- 0	0- 0		0- 0		NEUTRAL		0- 0		1- 0		1- 0
9- 4	0- 0		0- 1		NON-CONFERENCE		0- 1		9- 2		4- 0
7- 0	0- 0		0- 0		HOME		0- 0		7- 0		3- 0
1- 4	0- 0		0- 1		AWAY		0- 1		1- 2		0- 0
1- 0	0- 0		0- 0		NEUTRAL		0- 0		1- 0		1- 0
3- 11	0- 5		0- 2		CONFERENCE		1- 3		2- 1		0- 0
1- 6	0- 2		0- 1		HOME		0- 2		1- 1		0- 0
2- 5	0- 3		0- 1		AWAY		1- 1		1- 0		0- 0
0- 0	0- 0		0- 0		NEUTRAL		0- 0		0- 0		0- 0

RPI	S	Opponent	Score	RPI	S	Opponent	Score	RPI	S	Opponent	Score	RPI	S	Opponent	Score	Team's RPI: 112
3	A	Mississippi St.	69 111	26	H	LSU	57 62	64	A	Nebraska	69 80	106	A	Auburn	68 58	
11	H	Tennessee	85 90	29	A	Georgia	65 78	81	A	Alabama	74 66	138	H	Ole Miss	73 72	
13	A	Missouri	54 88	41	A	Arizona St.	43 89	81	H	Alabama	76 83	139	H	Charlotte	73 72	
13	H	Missouri	58 84					96	A	Kentucky	57 78	145	H	Samford	84 63	
16	A	South Carolina	42 90					96	H	Kentucky	65 76	157	A	Kansas	60 71	
												159	H	Florida	51 65	
												160	H	UT Arlington	91 57	
												166	A	UTEP	61 64	
												172	H	Tulsa	67 41	
												187	A	Oral Roberts	77 66	
												225	H	Abilene Christian	79 65	
												231	H	Grambling	79 62	
												232	N	New Mexico St.	69 60	
												335	H	Sam Houston St.	65 54	
LAST 12 Division I GAMES:																
26	H	LSU	57 62	16	A	South Carolina	42 90									
96	A	Kentucky	57 78	13	A	Missouri	54 88									
13	H	Missouri	58 84	159	H	Florida	51 65									
11	H	Tennessee	85 90	106	A	Auburn	68 58									
81	A	Alabama	74 66	29	A	Georgia	65 78									
96	H	Kentucky	65 76	81	H	Alabama	76 83									

Non-Div I Games:

Arkansas

Loss,
Non-Conf, S Site, H Home
A Away
N Neutral

Average RPI Win:	250	WON-LOST	WINNING	LAST 10	STRENGTH OF	OPP. STRENGTH	TEAM	ADJ.	CONF.	ADJ CONF.
Average RPI Loss:	132	RECORD	PCT. RANK	GAMES	SCHEDULE	OF SCHEDULE	RPI	RPI	RPI	RPI
DIV. I ONLY	13- 12	162	5- 5	247	185	197	197	22	22	
DIV. I NON-CONF.	5- 6	187	0- 0	151	85	161	161	23	23	

TOTALS	RPI 1-25	RPI 26-50	W-L RECORDS	RPI 51-100	RPI 101-999	RPI 201+				
13- 12	0- 1	0- 0	OVERALL	0- 2	13- 9	8- 1				
8- 4	0- 0	0- 0	HOME	0- 1	8- 3	5- 0				
5- 8	0- 1	0- 0	AWAY	0- 1	5- 6	3- 1				
0- 0	0- 0	0- 0	NEUTRAL	0- 0	0- 0	0- 0				
5- 6	0- 1	0- 0	NON-CONFERENCE	0- 2	5- 3	2- 0				
4- 1	0- 0	0- 0	HOME	0- 1	4- 0	2- 0				
1- 5	0- 1	0- 0	AWAY	0- 1	1- 3	0- 0				
0- 0	0- 0	0- 0	NEUTRAL	0- 0	0- 0	0- 0				
8- 6	0- 0	0- 0	CONFERENCE	0- 0	8- 6	6- 1				
4- 3	0- 0	0- 0	HOME	0- 0	4- 3	3- 0				
4- 3	0- 0	0- 0	AWAY	0- 0	4- 3	3- 1				
0- 0	0- 0	0- 0	NEUTRAL	0- 0	0- 0	0- 0				

RPI 1-25				RPI 26-50				RPI 51-100				RPI 101+ Team's RPI: 197			
RPI	S	Opponent	Score	RPI	S	Opponent	Score	RPI	S	Opponent	Score	RPI	S	Opponent	Score
22	A	South Fla.	55 98					60	A	Indiana	51 93	103	A	Little Rock	43 53
								68	H	Belmont	52 83	103	H	Little Rock	58 64
												133	H	Texas St.	55 67
												138	A	Ole Miss	48 74
												141	A	South Ala.	75 60
												159	A	Florida	70 69
												160	H	UT Arlington	85 80
												166	H	UTEP	76 73
												168	A	Troy	78 95
												170	A	Pittsburgh	47 87
												172	A	Tulsa	58 68
												175	H	Louisiana	75 77
												191	H	UT Martin	84 73
												231	H	Grambling	76 56
												256	A	Coastal Caro.	70 63
												272	A	Appalachian St.	66 68
												315	A	Georgia St.	75 58
												315	H	Georgia St.	76 63
												328	H	Tennessee St.	68 62
												329	A	Ga. Southern	71 62
												329	H	Ga. Southern	69 48
												336	H	La. -Monroe	76 62
LAST 12 Division I GAMES:															
103	H	Little Rock	58 64	256	A	Coastal Caro.	70 63	103	A	Little Rock	43 53				
141	A	South Ala.	75 60	160	H	UT Arlington	85 80	133	H	Texas St.	55 67				
168	A	Troy	78 95	315	A	Georgia St.	75 58	315	A	Georgia St.	76 63				
329	H	Ga. Southern	69 48	329	A	Ga. Southern	71 62								
315	H	Georgia St.	76 63												
272	A	Appalachian St.	66 68												

Non-Div I Games:

Arkansas St.

Average RPI Win:	226	WON-LOST	WINNING	LAST 10	STRENGTH OF	OPP. STRENGTH	TEAM	ADJ.	CONF.	ADJ CONF.
Average RPI Loss:	143	RECORD	PCT. RANK	GAMES	SCHEDULE	OF SCHEDULE	RPI	RPI	RPI	RPI
DIV. I ONLY	13- 12	162	5- 5	154	228	162	162	15	15	
DIV. I NON-CONF.	6- 4	122	0- 0	209	302	142	142	18	18	

TOTALS	RPI 1-25	RPI 26-50	W-L RECORDS	RPI 51-100	RPI 101-999	RPI 201+				
13- 12	0- 0	0- 1	OVERALL	1- 4	12- 7	9- 3				
7- 5	0- 0	0- 0	HOME	1- 2	6- 3	4- 1				
6- 7	0- 0	0- 1	AWAY	0- 2	6- 4	5- 2				
0- 0	0- 0	0- 0	NEUTRAL	0- 0	0- 0	0- 0				
6- 4	0- 0	0- 1	NON-CONFERENCE	1- 0	5- 3	3- 2				
4- 1	0- 0	0- 0	HOME	1- 0	3- 1	2- 0				
2- 3	0- 0	0- 1	AWAY	0- 0	2- 2	1- 2				
0- 0	0- 0	0- 0	NEUTRAL	0- 0	0- 0	0- 0				
7- 8	0- 0	0- 0	CONFERENCE	0- 4	7- 4	6- 1				
3- 4	0- 0	0- 0	HOME	0- 2	3- 2	2- 1				
4- 4	0- 0	0- 0	AWAY	0- 2	4- 2	4- 0				
0- 0	0- 0	0- 0	NEUTRAL	0- 0	0- 0	0- 0				

RPI 1-25				RPI 26-50				RPI 51-100				RPI 101+				Team's RPI: 162
RPI	S	Opponent	Score	RPI	S	Opponent	Score	RPI	S	Opponent	Score	RPI	S	Opponent	Score	
				30	A	Marquette	53 83	56	A	American	63 71	117	A	Yale	82 65	
								56	H	American	46 64	123	A	Bucknell	36 60	
								77	A	Navy	44 70	128	H	Delaware	59 70	
								77	H	Navy	46 55	150	H	Binghamton	73 61	
								90	H	Dartmouth	71 56	191	A	Lehigh	55 59	
												191	H	Lehigh	55 50	
												195	H	Boston U.	59 60	
												228	A	Lafayette	65 60	
												228	H	Lafayette	48 39	
												245	A	Holy Cross	66 57	
												245	H	Holy Cross	62 70	
												246	A	Loyola Maryland	69 62	
												246	H	Loyola Maryland	62 47	
												265	A	St. Francis Brooklyn	52 73	
												268	A	Colgate	62 54	
												269	A	Fairleigh Dickinson	56 58	
												287	H	LIU Brooklyn	71 37	
												306	A	Air Force	65 59	
												339	H	NJIT	79 49	

LAST 12 Division I GAMES:																
				191	H	Lehigh	55 50	268	A	Colgate	62 54					
				245	A	Holy Cross	66 57	191	A	Lehigh	55 59					
				77	H	Navy	46 55	245	H	Holy Cross	62 70					
				228	H	Lafayette	48 39	77	A	Navy	44 70					
				56	A	American	63 71	228	A	Lafayette	65 60					
				246	H	Loyola Maryland	62 47	56	H	American	46 64					

Non-Div I Games: St. Joseph's (Brkln) 107 46

Army West Point

Average RPI Win: 163

Average RPI Loss: 62

WON-LOST
RECORDWINNING
PCT. RANKLAST 10
GAMESSTRENGTH OF
SCHEDULEOPP. STRENGTH
OF SCHEDULETEAM
RPIADJ.
RPICONF.
RPIADJ CONF.
RPI

DIV. I ONLY	12- 13	189	3- 7	56	46	106	106	2	2
DIV. I NON-CONF.	8- 3	65	0- 0	200	168	94	94	2	2

TOTALS	RPI 1-25	RPI 26-50	W-L RECORDS	RPI 51-100	RPI 101-999	RPI 201+			
12- 13	0- 5	1- 2	OVERALL	2- 3	9- 3	4- 0			
9- 3	0- 2	1- 0	HOME	1- 0	7- 1	4- 0			
2- 8	0- 3	0- 2	AWAY	1- 3	1- 0	0- 0			
1- 2	0- 0	0- 0	NEUTRAL	0- 0	1- 2	0- 0			
8- 3	0- 0	0- 0	NON-CONFERENCE	1- 1	7- 2	4- 0			
5- 0	0- 0	0- 0	HOME	0- 0	5- 0	4- 0			
2- 1	0- 0	0- 0	AWAY	1- 1	1- 0	0- 0			
1- 2	0- 0	0- 0	NEUTRAL	0- 0	1- 2	0- 0			
4- 10	0- 5	1- 2	CONFERENCE	1- 2	2- 1	0- 0			
4- 3	0- 2	1- 0	HOME	1- 0	2- 1	0- 0			
0- 7	0- 3	0- 2	AWAY	0- 2	0- 0	0- 0			
0- 0	0- 0	0- 0	NEUTRAL	0- 0	0- 0	0- 0			

RPI 1-25				RPI 26-50				RPI 51-100				RPI 101+ Team's RPI: 106			
RPI	S	Opponent	Score	RPI	S	Opponent	Score	RPI	S	Opponent	Score	RPI	S	Opponent	Score
11	A	Tennessee	59 70	26	A	LSU	56 59	60	A	Indiana	65 53	112	H	Arkansas	58 68
13	H	Missouri	51 59	26	H	LSU	70 62	76	A	Virginia Tech	63 72	114	N	Chattanooga	41 50
16	A	South Carolina	63 71	29	A	Georgia	48 60	81	A	Alabama	60 70	115	N	Georgetown	60 40
21	A	Texas A&M	59 78					81	H	Alabama	69 60	134	H	Vanderbilt	63 60
21	H	Texas A&M	73 82					96	A	Kentucky	48 65	159	H	Florida	84 55
												164	H	Louisiana Tech	75 59
												175	A	Louisiana	70 60
												190	N	Northwestern	48 49
												207	H	Southern U.	65 47
												211	H	N. C. A&T	63 53
												291	H	Southeastern La.	80 46
												336	H	La. -Monroe	67 41
LAST 12 Division I GAMES:															
				81	A	Alabama	60 70	81	H	Alabama	69 60				
				13	H	Missouri	51 59	29	A	Georgia	48 60				
				134	H	Vanderbilt	63 60	26	A	LSU	56 59				
				26	H	LSU	70 62	112	H	Arkansas	58 68				
				21	A	Texas A&M	59 78	16	A	South Carolina	63 71				
				96	A	Kentucky	48 65	21	H	Texas A&M	73 82				

Average RPI Win:	290	WON-LOST	WINNING	LAST 10	STRENGTH OF	OPP. STRENGTH	TEAM	ADJ.	CONF.	ADJ CONF.
Average RPI Loss:	171	RECORD	PCT. RANK	GAMES	SCHEDULE	OF SCHEDULE	RPI	RPI	RPI	RPI
DIV. I ONLY	13- 12	162	5- 5	336	290	243	243	25	25	
DIV. I NON-CONF.	5- 4	146	0- 0	323	299	219	219	27	27	
<hr/>										
TOTALS	RPI 1-25	RPI 26-50	W-L RECORDS	RPI 51-100	RPI 101-999	RPI 201+				
13- 12	0- 0	0- 1	OVERALL	0- 1	13- 10	12- 3				
7- 4	0- 0	0- 0	HOME	0- 0	7- 4	6- 0				
6- 8	0- 0	0- 0	AWAY	0- 1	6- 1	6- 0				
0- 0	0- 0	0- 0	NEUTRAL	0- 0	0- 0	0- 0				
5- 4	0- 0	0- 1	NON-CONFERENCE	0- 0	5- 3	5- 1				
2- 1	0- 0	0- 0	HOME	0- 0	2- 1	2- 0				
3- 3	0- 0	0- 1	AWAY	0- 0	3- 2	3- 1				
0- 0	0- 0	0- 0	NEUTRAL	0- 0	0- 0	0- 0				
8- 8	0- 0	0- 0	CONFERENCE	0- 1	8- 7	7- 2				
5- 3	0- 0	0- 0	HOME	0- 0	5- 3	4- 0				
3- 5	0- 0	0- 0	AWAY	0- 1	3- 4	3- 2				
0- 0	0- 0	0- 0	NEUTRAL	0- 0	0- 0	0- 0				

RPI 1-25				RPI 26-50				RPI 51-100				RPI 101+				Team's RPI: 243
RPI	S	Opponent	Score	RPI	S	Opponent	Score	RPI	S	Opponent	Score	RPI	S	Opponent	Score	
				40	A	Ball St.	57 89	68	A	Belmont	75 78	102	A	Butler	54 75	
												109	H	Western Ill.	68 81	
												153	H	SIUE	38 61	
												179	A	Jacksonville St.	47 65	
												179	H	Jacksonville St.	50 51	
												191	A	UT Martin	66 100	
												191	H	UT Martin	69 62	
												199	H	Morehead St.	59 66	
												221	A	Illinois	47 59	
												222	A	Southeast Mo. St.	61 50	
												222	H	Southeast Mo. St.	66 65	
												241	A	Northern Ky.	53 52	
												258	A	Lipscomb	71 63	
												297	A	Murray St.	65 91	
												304	H	Eastern Ky.	59 45	
												308	A	Tennessee Tech	59 63	
												308	H	Tennessee Tech	53 52	
												314	A	Alabama A&M	55 52	
												328	A	Tennessee St.	75 59	
												343	H	Ark.-Pine Bluff	97 61	
												346	A	Eastern Ill.	75 66	
												346	H	Eastern Ill.	69 59	
												349	H	Evansville	82 73	
<hr/>																
LAST 12 Division I GAMES:																
				179	H	Jacksonville St.	50 51	199	H	Morehead St.	59 66					
				308	H	Tennessee Tech	53 52	304	H	Eastern Ky.	59 45					
				346	A	Eastern Ill.	75 66	68	A	Belmont	75 78					
				297	A	Murray St.	65 91	328	A	Tennessee St.	75 59					
				222	A	Southeast Mo. St.	61 50	179	A	Jacksonville St.	47 65					
				191	A	UT Martin	66 100	308	A	Tennessee Tech	59 63					

Non-Div I Games: Christian Bros. 73 50 Trevecca Nazarene 80 72

Austin Peay

■ Loss,
 ■ Non-Conf,
 ■ S Site,
 ■ Home
 ■ A Away
 N Neutral




Average RPI Win:	213	WON-LOST	WINNING	LAST 10	STRENGTH OF	OPP. STRENGTH	TEAM	ADJ.	CONF.	ADJ CONF.
Average RPI Loss:	129	RECORD	PCT. RANK	GAMES	SCHEDULE	OF SCHEDULE	RPI	RPI	RPI	RPI
DIV. I ONLY	15- 12	138	5- 5	170	138	140	140	14	14	
DIV. I NON-CONF.	5- 6	187	0- 0	195	117	210	210	11	11	

TOTALS	RPI 1-25	RPI 26-50	W-L RECORDS	RPI 51-100	RPI 101-999	RPI 201+				
15- 12	0- 0	0- 4	OVERALL	2- 1	13- 7	8- 1				
10- 4	0- 0	0- 2	HOME	2- 0	8- 2	5- 1				
5- 8	0- 0	0- 2	AWAY	0- 1	5- 5	3- 0				
0- 0	0- 0	0- 0	NEUTRAL	0- 0	0- 0	0- 0				
5- 6	0- 0	0- 3	NON-CONFERENCE	1- 0	4- 3	3- 1				
4- 2	0- 0	0- 1	HOME	1- 0	3- 1	3- 1				
1- 4	0- 0	0- 2	AWAY	0- 0	1- 2	0- 0				
0- 0	0- 0	0- 0	NEUTRAL	0- 0	0- 0	0- 0				
10- 6	0- 0	0- 1	CONFERENCE	1- 1	9- 4	5- 0				
6- 2	0- 0	0- 1	HOME	1- 0	5- 1	2- 0				
4- 4	0- 0	0- 0	AWAY	0- 1	4- 3	3- 0				
0- 0	0- 0	0- 0	NEUTRAL	0- 0	0- 0	0- 0				

RPI 1-25				RPI 26-50				RPI 51-100				RPI 101+				Team's RPI: 140	
RPI	S	Opponent	Score	RPI	S	Opponent	Score	RPI	S	Opponent	Score	RPI	S	Opponent	Score		
				29	H	Georgi a	63 79	78	A	Saint Mary's (CA)	49 57	121	A	Col orado St.	54 56		
				36	A	Cal i forni a	45 70	78	H	Saint Mary's (CA)	63 54	142	A	Loyol a Marymount	67 55		
				38	A	Northern Colo.	74 79	95	H	Utah	77 68	142	H	Loyol a Marymount	62 52		
				48	H	Gonzaga	70 84					155	A	San Franci sco	73 76		
												155	H	San Franci sco	70 66		
												173	A	Eastern Wash.	73 69		
												180	A	Paci fi c	76 83		
												180	H	Paci fi c	77 65		
												185	A	Washi ngton	72 80		
												188	A	San Di ego	69 70		
												188	H	San Di ego	60 66		
												230	A	Pepperdi ne	73 67		
												230	H	Pepperdi ne	78 43		
												234	H	Montana St.	75 54		
												283	A	Santa Clara	55 34		
												283	H	Santa Clara	65 47		
												296	H	Utah St.	69 76		
												316	A	Portland	72 58		
												321	H	Southern Utah	75 67		
												327	H	Utah Valley	75 54		
LAST 12 Division I GAMES:																	
				188	H	San Di ego	60 66	180	A	Paci fi c	76 83						
				230	H	Pepperdi ne	78 43	78	H	Saint Mary's (CA)	63 54						
				155	A	San Franci sco	73 76	188	A	San Di ego	69 70						
				283	A	Santa Clara	55 34	142	A	Loyol a Marymount	67 55						
				48	H	Gonzaga	70 84	283	H	Santa Clara	65 47						
				142	H	Loyol a Marymount	62 52	230	A	Pepperdi ne	73 67						

Non-Div I Games:

BYU

 Loss,
  Non-Conf,
 S Site,
  Home
  Away
 N Neutral

Average RPI Win: 163

Average RPI Loss: 47

WON-LOST
RECORDWINNING
PCT. RANKLAST 10
GAMESSTRENGTH OF
SCHEDULEOPP. STRENGTH
OF SCHEDULETEAM
RPIADJ.
RPICONF.
RPIADJ CONF.
RPI

DIV. I ONLY	20- 4	18	7- 3	131	86	40	40	7	7
DIV. I NON-CONF.	10- 0	1	0- 0	171	88	17	17	8	8

TOTALS	RPI 1-25	RPI 26-50	W-L RECORDS	RPI 51-100	RPI 101-999	RPI 201+			
20- 4	0- 1	2- 1	OVERALL	2- 2	16- 0	9- 0			
11- 2	0- 1	1- 1	HOME	2- 0	8- 0	6- 0			
9- 2	0- 0	1- 0	AWAY	0- 2	8- 0	3- 0			
0- 0	0- 0	0- 0	NEUTRAL	0- 0	0- 0	0- 0			
10- 0	0- 0	2- 0	NON-CONFERENCE	1- 0	7- 0	4- 0			
6- 0	0- 0	1- 0	HOME	1- 0	4- 0	3- 0			
4- 0	0- 0	1- 0	AWAY	0- 0	3- 0	1- 0			
0- 0	0- 0	0- 0	NEUTRAL	0- 0	0- 0	0- 0			
10- 4	0- 1	0- 1	CONFERENCE	1- 2	9- 0	5- 0			
5- 2	0- 1	0- 1	HOME	1- 0	4- 0	3- 0			
5- 2	0- 0	0- 0	AWAY	0- 2	5- 0	2- 0			
0- 0	0- 0	0- 0	NEUTRAL	0- 0	0- 0	0- 0			

RPI 1-25				RPI 26-50				Team's RPI: 40				RPI 51-100				RPI 101+			
RPI	S	Opponent	Score	RPI	S	Opponent	Score	RPI	S	Opponent	Score	RPI	S	Opponent	Score	RPI	S	Opponent	Score
15	H	Buffalo	80 84	27	H	Central Mich.	65 69	58	A	Toledo	66 72	102	H	Butler	87 75				
				43	A	Purdue	66 60	86	A	Ohio	76 80	110	A	Western Mich.	81 71				
				46	H	Western Ky.	93 81	87	H	Miami (OH)	86 61	118	A	Cleveland St.	76 64				
								99	H	Missouri St.	70 58	131	A	Northern Ill.	72 50				
												131	H	Northern Ill.	81 72				
												134	A	Vanderbilt	88 79				
												154	A	Kent St.	79 58				
												203	H	Eastern Mich.	91 85				
												210	A	Akron	74 61				
												210	H	Akron	97 65				
												213	A	Bowling Green	84 73				
												213	H	Bowling Green	82 41				
												222	H	Southeast Mo. St.	69 56				
												243	H	Austin Peay	89 57				
												258	H	Lipscomb	84 46				
												328	A	Tennessee St.	85 65				
LAST 12 Division I GAMES:																			
131	A	Northern Ill.	72 50	213	H	Bowling Green	82 41												
110	A	Western Mich.	81 71	154	A	Kent St.	79 58												
203	H	Eastern Mich.	91 85	58	A	Toledo	66 72												
86	A	Ohio	76 80	15	H	Buffalo	80 84												
210	H	Akron	97 65	210	A	Akron	74 61												
131	H	Northern Ill.	81 72	213	A	Bowling Green	84 73												

Non-Div I Games: Oakland City 126 55

Ball St.

Loss,
Non-Conf,
S Site,
H Home
A Away
N Neutral

Average RPI Win: 118

Average RPI Loss: 9

WON-LOST
RECORD

WINNING
PCT. RANK

LAST 10
GAMES

STRENGTH OF
SCHEDULE

OPP. STRENGTH
OF SCHEDULE

TEAM
RPI

ADJ.
RPI

CONF.
RPI

ADJ CONF.
RPI

DIV. I ONLY	25- 1	3	10- 0	57	19	6	6	4	4
DIV. I NON-CONF.	10- 1	15	0- 0	78	63	14	14	5	5
TOTALS	RPI 1-25	RPI 26-50	W-L RECORDS	RPI 51-100	RPI 101-999	RPI 201+			
25- 1	4- 1	0- 0	OVERALL	9- 0	12- 0	5- 0			
15- 0	3- 0	0- 0	HOME	4- 0	8- 0	3- 0			
8- 1	1- 1	0- 0	AWAY	3- 0	4- 0	2- 0			
2- 0	0- 0	0- 0	NEUTRAL	2- 0	0- 0	0- 0			
10- 1	1- 1	0- 0	NON-CONFERENCE	3- 0	6- 0	3- 0			
7- 0	1- 0	0- 0	HOME	1- 0	5- 0	2- 0			
1- 1	0- 1	0- 0	AWAY	0- 0	1- 0	1- 0			
2- 0	0- 0	0- 0	NEUTRAL	2- 0	0- 0	0- 0			
15- 0	3- 0	0- 0	CONFERENCE	6- 0	6- 0	2- 0			
8- 0	2- 0	0- 0	HOME	3- 0	3- 0	1- 0			
7- 0	1- 0	0- 0	AWAY	3- 0	3- 0	1- 0			
0- 0	0- 0	0- 0	NEUTRAL	0- 0	0- 0	0- 0			

RPI	S	Opponent	Score	RPI	S	Opponent	Score	RPI	S	Opponent	Score	RPI	S	Opponent	Score
9	A	UCLA	68 82					55	A	Oklahoma St.	87 45	108	H	Lamar University	121 62
10	H	Texas	81 56					55	H	Oklahoma St.	77 64	111	A	Iowa St.	79 50
14	H	Stanford	81 57					65	A	West Virginia	83 72	111	H	Iowa St.	89 49
23	A	Oklahoma	74 52					66	N	Georgia Tech	80 57	119	H	Central Ark.	86 55
23	H	Oklahoma	74 65					69	H	TCU	83 63	157	A	Kansas	83 48
								89	A	Kansas St.	88 58	157	H	Kansas	88 51
								89	H	Kansas St.	75 50	174	H	North Dakota	105 43
								96	H	Kentucky	90 63	227	A	Texas Tech	90 44
								99	N	Missouri St.	100 58	227	H	Texas Tech	97 49
												242	A	Nicholls St.	85 43
												266	H	McNeese	95 34
												299	H	Coppin St.	100 54
LAST 12 Division I GAMES:															
157	H	Kansas	88 51	65	A	West Virginia	83 72								
55	A	Oklahoma St.	87 45	10	H	Texas	81 56								
69	H	TCU	83 63	89	H	Kansas St.	75 50								
23	H	Oklahoma	74 65	111	A	Iowa St.	79 50								
227	A	Texas Tech	90 44	23	A	Oklahoma	74 52								
55	H	Oklahoma St.	77 64	157	A	Kansas	83 48								

Non-Div I Games:

Bayl or

Average RPI Win:	228	WON-LOST	WINNING	LAST 10	STRENGTH OF	OPP. STRENGTH	TEAM	ADJ.	CONF.	ADJ CONF.
Average RPI Loss:	46	RECORD	PCT. RANK	GAMES	SCHEDULE	OF SCHEDULE	RPI	RPI	RPI	RPI
DIV. I ONLY	25- 3	7	10- 0	266	200	68	68	25	25	
DIV. I NON-CONF.	9- 3	61	0- 0	160	38	58	58	27	27	

TOTALS	RPI 1-25	RPI 26-50	W-L RECORDS	RPI 51-100	RPI 101-999	RPI 201+				
25- 3	0- 2	1- 0	OVERALL	1- 1	23- 0	13- 0				
11- 1	0- 0	0- 0	HOME	0- 1	11- 0	7- 0				
12- 1	0- 0	0- 0	AWAY	0- 0	12- 0	6- 0				
2- 1	0- 1	1- 0	NEUTRAL	1- 0	0- 0	0- 0				
9- 3	0- 2	1- 0	NON-CONFERENCE	1- 1	7- 0	3- 0				
3- 1	0- 0	0- 0	HOME	0- 1	3- 0	2- 0				
4- 1	0- 1	0- 0	AWAY	0- 0	4- 0	1- 0				
2- 1	0- 1	1- 0	NEUTRAL	1- 0	0- 0	0- 0				
16- 0	0- 0	0- 0	CONFERENCE	0- 0	16- 0	10- 0				
8- 0	0- 0	0- 0	HOME	0- 0	8- 0	5- 0				
8- 0	0- 0	0- 0	AWAY	0- 0	8- 0	5- 0				
0- 0	0- 0	0- 0	NEUTRAL	0- 0	0- 0	0- 0				

RPI 1-25				RPI 26-50				RPI 51-100				Team's RPI: 68				RPI 101+			
RPI	S	Opponent	Score	RPI	S	Opponent	Score	RPI	S	Opponent	Score	RPI	S	Opponent	Score	RPI	S	Opponent	Score
14	N	Stanford	53 74	48	N	Gonzaga	71 63	51	N	FGCU	75 65	134	A	Vanderbilt	111 74	145	H	Samford	83 46
23	A	Oklahoma	73 96					100	H	Wright St.	81 91	153	A	SIUE	72 55	153	H	SIUE	86 64
												172	A	Tulsa	90 65	179	H	Jacksonville St.	71 55
												191	A	UT Martin	65 63	197	A	Arkansas St.	83 52
												199	A	Morehead St.	83 62	199	H	Morehead St.	80 56
												222	A	Southeast Mo. St.	67 57	243	H	Austin Peay	78 75
												258	A	Lipscomb	91 59	274	H	Presbyterian	90 48
												297	H	Murray St.	70 65	304	A	Eastern Ky.	77 55
												304	H	Eastern Ky.	95 62	308	A	Tennessee Tech	68 60
												308	H	Tennessee Tech	78 59	308	H	Tennessee Tech	78 59
												328	A	Tennessee St.	87 70	331	H	Fort Wayne	74 42
												346	A	Eastern Ill.	86 58	346	H	Eastern Ill.	59 37
LAST 12 Division I GAMES:																			
199	H	Morehead St.	80 56	153	H	SIUE	86 64												
304	H	Eastern Ky.	95 62	346	H	Eastern Ill.	59 37												
308	A	Tennessee Tech	68 60	243	H	Austin Peay	78 75												
328	A	Tennessee St.	87 70	297	H	Murray St.	70 65												
199	A	Morehead St.	83 62	346	A	Eastern Ill.	86 58												
304	A	Eastern Ky.	77 55	153	A	SIUE	72 55												

Non-Div I Games: Trevecca Nazarene 97 39

Belmont

Average RPI Win: **263**
 Average RPI Loss: **170**

WON-LOST
RECORD

WINNING
PCT. RANK

LAST 10
GAMES

STRENGTH OF
SCHEDULE

OPP. STRENGTH
OF SCHEDULE

TEAM
RPI

ADJ.
RPI

CONF.
RPI

ADJ CONF.
RPI

DIV. I ONLY	18- 4	22	10- 0	312	334	120	120	30	30
DIV. I NON-CONF.	6- 4	122	0- 0	216	321	169	169	30	30

TOTALS	RPI 1-25	RPI 26-50	W-L RECORDS	RPI 51-100	RPI 101-999	RPI 201+			
18- 4	0- 0	0- 1	OVERALL	0- 1	18- 2	16- 2			
9- 2	0- 0	0- 0	HOME	0- 1	9- 1	9- 1			
7- 2	0- 0	0- 1	AWAY	0- 0	7- 1	7- 1			
2- 0	0- 0	0- 0	NEUTRAL	0- 0	2- 0	0- 0			
6- 4	0- 0	0- 1	NON-CONFERENCE	0- 1	6- 2	4- 2			
3- 2	0- 0	0- 0	HOME	0- 1	3- 1	3- 1			
1- 2	0- 0	0- 1	AWAY	0- 0	1- 1	1- 1			
2- 0	0- 0	0- 0	NEUTRAL	0- 0	2- 0	0- 0			
12- 0	0- 0	0- 0	CONFERENCE	0- 0	12- 0	12- 0			
6- 0	0- 0	0- 0	HOME	0- 0	6- 0	6- 0			
6- 0	0- 0	0- 0	AWAY	0- 0	6- 0	6- 0			
0- 0	0- 0	0- 0	NEUTRAL	0- 0	0- 0	0- 0			

RPI 1-25				RPI 26-50				RPI 51-100				RPI 101+ Team's RPI: 120			
RPI	S	Opponent	Score	RPI	S	Opponent	Score	RPI	S	Opponent	Score	RPI	S	Opponent	Score
				44	A	Miami (FL)	39 85	92	H	Jacksonville	58 68	133	N	Texas St.	62 56
												201	N	Richmond	63 50
												202	A	Hampton	61 56
												207	H	Southern U.	68 56
												215	A	Norfolk St.	58 51
												215	H	Norfolk St.	60 45
												249	A	Howard	59 55
												252	A	North Florida	63 70
												262	H	Prairie View	77 52
												271	A	UMES	55 48
												271	H	UMES	73 61
												278	H	Grand Canyon	69 60
												291	H	Southeastern La.	58 60
												299	A	Coppin St.	75 63
												299	H	Coppin St.	64 38
												302	A	FIU	77 59
												317	H	South Carolina St.	68 50
												333	A	Delaware St.	68 60
												334	H	N. C. Central	57 47
												340	H	Florida A&M	44 42
LAST 12 Division I GAMES:															
				299	A	Coppin St.	75 63	215	A	Norfolk St.	58 51				
				334	H	N. C. Central	57 47	333	A	Delaware St.	68 60				
				271	H	UMES	73 61	340	H	Florida A&M	44 42				
				215	H	Norfolk St.	60 45	271	A	UMES	55 48				
				299	H	Coppin St.	64 38	249	A	Howard	59 55				
				202	A	Hampton	61 56	317	H	South Carolina St.	68 50				

Non-Div I Games: Edward Waters 101 60 Palm Beach Atl. 61 48

Bethune-Cookman

Loss, Non-Conf, S Site, H Home A Away N Neutral

Average RPI		Win: 247	WON-LOST RECORD	WINNING PCT. RANK	LAST 10 GAMES	STRENGTH OF SCHEDULE	OPP. STRENGTH OF SCHEDULE	TEAM RPI	ADJ. RPI	CONF. RPI	ADJ CONF. RPI
Loss: 139											
DIV. I ONLY			18- 8	70	8- 2	299	240	150	150	20	20
DIV. I NON-CONF.			8- 4	87	0- 0	292	259	148	148	24	24
TOTALS		RPI 1-25		RPI 26-50		W-L RECORDS		RPI 51-100		RPI 101-999	RPI 201+
18- 8	0- 0		0- 0		OVERALL	3- 2		15- 6		12- 0	
7- 4	0- 0		0- 0		HOME	2- 1		5- 3		4- 0	
10- 3	0- 0		0- 0		AWAY	1- 1		9- 2		7- 0	
1- 1	0- 0		0- 0		NEUTRAL	0- 0		1- 1		1- 0	
8- 4	0- 0		0- 0		NON-CONFERENCE	2- 0		6- 4		6- 0	
3- 1	0- 0		0- 0		HOME	2- 0		1- 1		1- 0	
4- 2	0- 0		0- 0		AWAY	0- 0		4- 2		4- 0	
1- 1	0- 0		0- 0		NEUTRAL	0- 0		1- 1		1- 0	
10- 4	0- 0		0- 0		CONFERENCE	1- 2		9- 2		6- 0	
4- 3	0- 0		0- 0		HOME	0- 1		4- 2		3- 0	
6- 1	0- 0		0- 0		AWAY	1- 1		5- 0		3- 0	
0- 0	0- 0		0- 0		NEUTRAL	0- 0		0- 0		0- 0	

[illegible]

Non-Div I Games: SUNY Cortland 90 36

Bi nghamton

■ Loss, ■ Non-Conf, S Site, H Home A Away N Neutral

Average RPI Win:	209	WON-LOST	WINNING	LAST 10	STRENGTH OF	OPP. STRENGTH	TEAM	ADJ.	CONF.	ADJ CONF.
Average RPI Loss:	150	RECORD	PCT. RANK	GAMES	SCHEDULE	OF SCHEDULE	RPI	RPI	RPI	RPI
DIV. I ONLY	15- 9	103	8- 2	273	111	165	165	16	16	
DIV. I NON-CONF.	4- 5	202	0- 0	294	135	265	265	13	13	

TOTALS	RPI 1-25	RPI 26-50	W-L RECORDS	RPI 51-100	RPI 101-999	RPI 201+				
15- 9	0- 0	0- 0	OVERALL	2- 5	13- 4	8- 3				
7- 5	0- 0	0- 0	HOME	2- 3	5- 2	2- 2				
8- 2	0- 0	0- 0	AWAY	0- 2	8- 0	6- 0				
0- 2	0- 0	0- 0	NEUTRAL	0- 0	0- 2	0- 1				
4- 5	0- 0	0- 0	NON-CONFERENCE	0- 2	4- 3	1- 2				
2- 3	0- 0	0- 0	HOME	0- 2	2- 1	0- 1				
2- 0	0- 0	0- 0	AWAY	0- 0	2- 0	1- 0				
0- 2	0- 0	0- 0	NEUTRAL	0- 0	0- 2	0- 1				
11- 4	0- 0	0- 0	CONFERENCE	2- 3	9- 1	7- 1				
5- 2	0- 0	0- 0	HOME	2- 1	3- 1	2- 1				
6- 2	0- 0	0- 0	AWAY	0- 2	6- 0	5- 0				
0- 0	0- 0	0- 0	NEUTRAL	0- 0	0- 0	0- 0				

RPI 1-25				RPI 26-50				RPI 51-100				RPI 101+				Team's RPI: 165
RPI	S	Opponent	Score	RPI	S	Opponent	Score	RPI	S	Opponent	Score	RPI	S	Opponent	Score	
								73	H	Wyoming	51 66	121	A	Colorado St.	62 58	
								78	H	Saint Mary's (CA)	72 74	127	H	Fresno St.	75 66	
								88	A	New Mexico	83 100	129	H	Saint Francis (PA)	87 59	
								88	H	New Mexico	91 85	173	A	Eastern Wash.	61 57	
								93	A	UNLV	54 77	185	H	Washi ngton	85 62	
								93	H	UNLV	69 60	188	N	San Diego	52 72	
								98	H	Washi ngton St.	53 61	208	A	Nevada	63 55	
												208	H	Nevada	68 72	
												214	H	CSU Bakersfi eld	59 65	
												244	A	San Diego St.	86 70	
												247	A	San Jose St.	112 80	
												296	A	Utah St.	64 42	
												296	H	Utah St.	68 60	
												306	A	Air Force	58 47	
												306	H	Air Force	49 46	
												313	N	Northern Ari z.	60 62	
												316	A	Portland	73 47	

LAST 12 Division I GAMES:																
				306	A	Air Force	58 47	247	A	San Jose St.	112 80					
				208	A	Nevada	63 55	208	H	Nevada	68 72					
				296	H	Utah St.	68 60	296	A	Utah St.	64 42					
				88	H	New Mexico	91 85	244	A	San Diego St.	86 70					
				93	A	UNLV	54 77	127	H	Fresno St.	75 66					
				306	H	Air Force	49 46	73	H	Wyoming	51 66					

Non-Div I Games: Corban 94 50 Northwest Chrst. 83 51

Boi se St.

Average RPI Win:	160	WON-LOST	WINNING	LAST 10	STRENGTH OF	OPP. STRENGTH	TEAM	ADJ.	CONF.	ADJ CONF.
Average RPI Loss:	85	RECORD	PCT. RANK	GAMES	SCHEDULE	OF SCHEDULE	RPI	RPI	RPI	RPI
DIV. I ONLY	7- 20	297	1- 9	25	41	194	194	1	1	
DIV. I NON-CONF.	5- 8	220	0- 0	137	174	218	218	1	1	

TOTALS	RPI 1-25	RPI 26-50	W-L RECORDS	RPI 51-100	RPI 101-999	RPI 201+				
7- 20	0- 5	0- 4	OVERALL	2- 5	5- 6	2- 3				
6- 9	0- 2	0- 3	HOME	2- 2	4- 2	1- 1				
1- 11	0- 3	0- 1	AWAY	0- 3	1- 3	1- 1				
0- 0	0- 0	0- 0	NEUTRAL	0- 0	0- 0	0- 0				
5- 8	0- 0	0- 1	NON-CONFERENCE	2- 2	3- 5	2- 3				
4- 3	0- 0	0- 0	HOME	2- 1	2- 2	1- 1				
1- 5	0- 0	0- 1	AWAY	0- 1	1- 3	1- 2				
0- 0	0- 0	0- 0	NEUTRAL	0- 0	0- 0	0- 0				
2- 12	0- 5	0- 3	CONFERENCE	0- 3	2- 1	0- 0				
2- 6	0- 2	0- 3	HOME	0- 1	2- 0	0- 0				
0- 6	0- 3	0- 0	AWAY	0- 2	0- 1	0- 0				
0- 0	0- 0	0- 0	NEUTRAL	0- 0	0- 0	0- 0				

RPI 1-25				RPI 26-50				RPI 51-100				RPI 101+				Team's RPI: 194
RPI	S	Opponent	Score	RPI	S	Opponent	Score	RPI	S	Opponent	Score	RPI	S	Opponent	Score	
2	A	Notre Dame	60 89	31	H	Syracuse	57 75	57	H	Houston	79 74	101	H	Seton Hall	53 73	
2	H	Notre Dame	55 89	34	A	Minnesota	68 78	66	A	Georgia Tech	43 67	104	H	North Carolina	77 64	
4	H	Louisville	52 87	35	H	Virginia	57 68	70	H	Fordham	55 52	136	A	Clemson	61 65	
17	A	Duke	50 75	44	H	Miami (FL)	43 65	76	A	Virginia Tech	58 89	170	H	Pittsburgh	72 61	
18	A	NC State	54 72					82	H	Maine	40 61	182	H	New Hampshire	64 55	
								90	A	Dartmouth	57 68	195	A	Boston U.	57 61	
								97	H	Wake Forest	59 67	209	A	Providence	55 63	
												212	A	Columbia	60 68	
												245	A	Holy Cross	70 61	
												257	H	Fairfield	58 66	
												289	H	Bryant	65 42	
LAST 12 Division I GAMES:																
2	H	Notre Dame	55 89	31	H	Syracuse	57 75									
4	H	Louisville	52 87	17	A	Duke	50 75									
170	H	Pittsburgh	72 61	44	H	Miami (FL)	43 65									
66	A	Georgia Tech	43 67	136	A	Clemson	61 65									
18	A	NC State	54 72	2	A	Notre Dame	60 89									
97	H	Wake Forest	59 67	35	H	Virginia	57 68									

Non-Div I Games:

Boston College

Average RPI Win:	223	WON-LOST	WINNING	LAST 10	STRENGTH OF	OPP. STRENGTH	TEAM	ADJ.	CONF.	ADJ CONF.
Average RPI Loss:	132	RECORD	PCT. RANK	GAMES	SCHEDULE	OF SCHEDULE	RPI	RPI	RPI	RPI
DIV. I ONLY	10- 15	230	2- 8	128	195	195	195	15	15	
DIV. I NON-CONF.	5- 5	170	0- 0	167	158	143	143	18	18	

TOTALS	RPI 1-25	RPI 26-50	W-L RECORDS	RPI 51-100	RPI 101-999	RPI 201+				
10- 15	0- 0	0- 1	OVERALL	0- 5	10- 9	6- 2				
4- 8	0- 0	0- 1	HOME	0- 2	4- 5	2- 2				
6- 7	0- 0	0- 0	AWAY	0- 3	6- 4	4- 0				
0- 0	0- 0	0- 0	NEUTRAL	0- 0	0- 0	0- 0				
5- 5	0- 0	0- 1	NON-CONFERENCE	0- 1	5- 3	2- 0				
2- 2	0- 0	0- 1	HOME	0- 0	2- 1	0- 0				
3- 3	0- 0	0- 0	AWAY	0- 1	3- 2	2- 0				
0- 0	0- 0	0- 0	NEUTRAL	0- 0	0- 0	0- 0				
5- 10	0- 0	0- 0	CONFERENCE	0- 4	5- 6	4- 2				
2- 6	0- 0	0- 0	HOME	0- 2	2- 4	2- 2				
3- 4	0- 0	0- 0	AWAY	0- 2	3- 2	2- 0				
0- 0	0- 0	0- 0	NEUTRAL	0- 0	0- 0	0- 0				

RPI 1-25				RPI 26-50				RPI 51-100				RPI 101+ Team's RPI: 195			
RPI	S	Opponent	Score	RPI	S	Opponent	Score	RPI	S	Opponent	Score	RPI	S	Opponent	Score
				50	H	UCF	32 47	56	A	American	50 66	123	A	Bucknell I	57 67
								56	H	American	54 61	123	H	Bucknell I	58 63
								72	A	Harvard	70 80	128	A	Delaware	85 79
								77	A	Navy	48 59	144	H	Northeastern	74 73
								77	H	Navy	59 64	148	A	Brown	68 92
												161	H	Marist	52 80
												162	A	Army West Point	60 59
												182	A	New Hampshire	57 72
												191	A	Lehigh	58 74
												191	H	Lehigh	56 65
												194	H	Boston College	61 57
												228	H	Lafayette	45 47
												245	A	Holy Cross	64 58
												245	H	Holy Cross	57 60
												246	H	Loyola Maryland	75 56
												268	A	Colgate	62 49
												268	H	Colgate	66 64
												289	A	Bryant	78 61
												290	A	Vermont	57 41
LAST 12 Division I GAMES:															
				77	A	Navy	48 59	228	H	Lafayette	45 47				
				56	H	American	54 61	77	H	Navy	59 64				
				245	A	Holy Cross	64 58	56	A	American	50 66				
				268	H	Colgate	66 64	245	H	Holy Cross	57 60				
				191	H	Lehigh	56 65	268	A	Colgate	62 49				
				123	A	Bucknell I	57 67	191	A	Lehigh	58 74				

Non-Div I Games:

Boston U.

Average RPI Win:	232	WON-LOST	WINNING	LAST 10	STRENGTH OF	OPP. STRENGTH	TEAM	ADJ.	CONF.	ADJ CONF.
Average RPI Loss:	106	RECORD	PCT. RANK	GAMES	SCHEDULE	OF SCHEDULE	RPI	RPI	RPI	RPI
DIV. I ONLY	9- 15	239	2- 8	146	112	213	213	7	7	
DIV. I NON-CONF.	7- 3	74	0- 0	236	326	119	119	8	8	
<hr/>										
TOTALS	RPI 1-25	RPI 26-50	W-L RECORDS	RPI 51-100	RPI 101-999	RPI 201+				
9- 15	0- 0	0- 4	OVERALL	0- 4	9- 7	7- 2				
4- 7	0- 0	0- 1	HOME	0- 3	4- 3	3- 2				
3- 8	0- 0	0- 3	AWAY	0- 1	3- 4	2- 0				
2- 0	0- 0	0- 0	NEUTRAL	0- 0	2- 0	2- 0				
7- 3	0- 0	0- 1	NON-CONFERENCE	0- 0	7- 2	6- 1				
3- 1	0- 0	0- 0	HOME	0- 0	3- 1	3- 1				
2- 2	0- 0	0- 1	AWAY	0- 0	2- 1	1- 0				
2- 0	0- 0	0- 0	NEUTRAL	0- 0	2- 0	2- 0				
2- 12	0- 0	0- 3	CONFERENCE	0- 4	2- 5	1- 1				
1- 6	0- 0	0- 1	HOME	0- 3	1- 2	0- 1				
1- 6	0- 0	0- 2	AWAY	0- 1	1- 3	1- 0				
0- 0	0- 0	0- 0	NEUTRAL	0- 0	0- 0	0- 0				

RPI 1-25				RPI 26-50				RPI 51-100				RPI 101+ Team's RPI: 213			
RPI	S	Opponent	Score	RPI	S	Opponent	Score	RPI	S	Opponent	Score	RPI	S	Opponent	Score
				27	A	Central Mi ch.	54 90	58	H	Toledo	67 77	110	A	Western Mi ch.	58 67
				32	A	South Dakota St.	44 76	86	A	Ohio	58 69	110	H	Western Mi ch.	67 81
				40	A	Ball St.	41 82	86	H	Ohio	63 70	131	A	Northern Ill.	68 73
				40	H	Ball St.	73 84	87	H	Miami (OH)	62 66	132	A	Cincinnati	51 75
												137	A	Robert Morris	64 62
												154	A	Kent St.	57 81
												154	H	Kent St.	60 50
												203	H	Eastern Mi ch.	52 54
												210	A	Akron	66 64
												215	N	Norfolk St.	59 50
												219	H	Xavier	63 53
												237	N	Fla. Atlantic	66 55
												292	H	Cani sius	57 71
												293	H	Valparaiso	90 77
												304	H	Eastern Ky.	77 60
												319	A	Detroit Mercy	85 81
<hr/>															
LAST 12 Division I GAMES:															
				86	A	Ohio	58 69	40	A	Ball St.	41 82				
				131	A	Northern Ill.	68 73	86	H	Ohio	63 70				
				110	H	Western Mi ch.	67 81	154	H	Kent St.	60 50				
				87	H	Miami (OH)	62 66	210	A	Akron	66 64				
				154	A	Kent St.	57 81	27	A	Central Mi ch.	54 90				
				58	H	Toledo	67 77	40	H	Ball St.	73 84				

Non-Div I Games: Ferris St. 82 73

Bowling Green

Average RPI Win:	282	WON-LOST	WINNING	LAST 10	STRENGTH OF	OPP. STRENGTH	TEAM	ADJ.	CONF.	ADJ CONF.
Average RPI Loss:	163	RECORD	PCT. RANK	GAMES	SCHEDULE	OF SCHEDULE	RPI	RPI	RPI	RPI
DIV. I ONLY	11- 14	209	3- 7	324	251	270	270	24	24	
DIV. I NON-CONF.	5- 5	170	0- 0	263	247	206	206	22	22	

TOTALS	RPI 1-25	RPI 26-50	W-L RECORDS	RPI 51-100	RPI 101-999	RPI 201+				
11- 14	0- 1	0- 0	OVERALL	0- 3	11- 10	10- 5				
5- 7	0- 0	0- 0	HOME	0- 2	5- 5	4- 2				
5- 7	0- 1	0- 0	AWAY	0- 1	5- 5	5- 3				
1- 0	0- 0	0- 0	NEUTRAL	0- 0	1- 0	1- 0				
5- 5	0- 1	0- 0	NON-CONFERENCE	0- 0	5- 4	4- 2				
3- 1	0- 0	0- 0	HOME	0- 0	3- 1	2- 0				
1- 4	0- 1	0- 0	AWAY	0- 0	1- 3	1- 2				
1- 0	0- 0	0- 0	NEUTRAL	0- 0	1- 0	1- 0				
6- 9	0- 0	0- 0	CONFERENCE	0- 3	6- 6	6- 3				
2- 6	0- 0	0- 0	HOME	0- 2	2- 4	2- 2				
4- 3	0- 0	0- 0	AWAY	0- 1	4- 2	4- 1				
0- 0	0- 0	0- 0	NEUTRAL	0- 0	0- 0	0- 0				

RPI 1-25				RPI 26-50				RPI 51-100				RPI 101+				Team's RPI: 270
RPI	S	Opponent	Score	RPI	S	Opponent	Score	RPI	S	Opponent	Score	RPI	S	Opponent	Score	
12	A	Green Bay	40 72					79	H	Drake	75 84	109	H	Western Ill.	87 80	
								99	A	Missouri St.	54 74	118	H	Cleveland St.	65 67	
								99	H	Missouri St.	65 71	131	A	Northern Ill.	52 76	
												147	H	UNI	40 51	
												163	A	Southern Ill.	53 62	
												163	H	Southern Ill.	62 63	
												221	A	Illinois	62 74	
												222	A	Southeast Mo. St.	53 57	
												240	H	Omaha	69 56	
												242	N	Nicholls St.	75 65	
												253	A	Illinois St.	62 42	
												261	A	Indiana St.	50 65	
												261	H	Indiana St.	70 74	
												293	A	Valparaiso	88 69	
												293	H	Valparaiso	69 58	
												300	A	Loyola Chicago	59 57	
												300	H	Loyola Chicago	61 71	
												332	H	Ill.-Chicago	58 48	
												346	A	Eastern Ill.	67 52	
												349	A	Evansville	117 59	
												349	H	Evansville	92 47	

LAST 12 Division I GAMES:																
261	H	Indiana St.	70 74	79	H	Drake	75 84									
349	H	Evansville	92 47	147	H	UNI	40 51									
163	A	Southern Ill.	53 62	349	A	Evansville	117 59									
99	A	Missouri St.	54 74	261	A	Indiana St.	50 65									
300	H	Loyola Chicago	61 71	99	H	Missouri St.	65 71									
293	H	Valparaiso	69 58	163	H	Southern Ill.	62 63									

Non-Div I Games: Lincoln (MO) 88 44

Bradley

Loss,
Non-Conf,
S Site,
H Home
A Away
N Neutral

Average RPI Win:	232	WON-LOST	WINNING	LAST 10	STRENGTH OF	OPP. STRENGTH	TEAM	ADJ.	CONF.	ADJ CONF.
Average RPI Loss:	95	RECORD	PCT. RANK	GAMES	SCHEDULE	OF SCHEDULE	RPI	RPI	RPI	RPI
DIV. I ONLY	13- 9	129	2- 8	220	127	148	148	9	9	
DIV. I NON-CONF.	11- 1	13	1- 0	311	245	95	95	9	9	
<hr/>										
TOTALS	RPI 1-25	RPI 26-50	W-L RECORDS	RPI 51-100	RPI 101-999	RPI 201+				
13- 9	0- 0	0- 2	OVERALL	0- 5	13- 2	10- 1				
5- 5	0- 0	0- 2	HOME	0- 3	5- 0	3- 0				
6- 4	0- 0	0- 0	AWAY	0- 2	6- 2	5- 1				
2- 0	0- 0	0- 0	NEUTRAL	0- 0	2- 0	2- 0				
11- 1	0- 0	0- 1	NON-CONFERENCE	0- 0	11- 0	9- 0				
4- 1	0- 0	0- 1	HOME	0- 0	4- 0	3- 0				
5- 0	0- 0	0- 0	AWAY	0- 0	5- 0	4- 0				
2- 0	0- 0	0- 0	NEUTRAL	0- 0	2- 0	2- 0				
2- 8	0- 0	0- 1	CONFERENCE	0- 5	2- 2	1- 1				
1- 4	0- 0	0- 1	HOME	0- 3	1- 0	0- 0				
1- 4	0- 0	0- 0	AWAY	0- 2	1- 2	1- 1				
0- 0	0- 0	0- 0	NEUTRAL	0- 0	0- 0	0- 0				

Brown

Brown

RPI 1-25				RPI 26-50				RPI 51-100				RPI 101+				Team's RPI: 148	
RPI	S	Opponent	Score	RPI	S	Opponent	Score	RPI	S	Opponent	Score	RPI	S	Opponent	Score		
				36	H	Cal i forni a	79 89	72	A	Harvard	85 87	117	A	Yale	63 77		
				37	H	Princeton	62 77					74	H	Yale	81 71		
								72	H	Harvard	74 86	180	A	Paci fi c	74 57		
								74	H	Penn	55 88	195	H	Boston U.	92 68		
								90	A	Dartmouth	73 78	202	N	Hampton	73 66		
								90	H	Dartmouth	60 77	209	A	Provi dence	64 59		
												212	A	Col umbi a	84 80		
												245	H	Holy Cross	82 78		
												249	A	Howard	85 81		
												264	A	Cornel I	68 70		
												268	A	Col gate	83 73		
												273	H	Sacred Heart	102 77		
												286	A	Central Conn. St.	78 55		
												289	H	Bryant	85 62		
												289	N	Bryant	72 60		
LAST 12 Division I GAMES:																	
				90	H	Dartmouth	60 77	72	A	Harvard	85 87						
				72	H	Harvard	74 86	90	A	Dartmouth	73 78						
				212	A	Col umbi a	84 80	117	H	Yale	81 71						
				264	A	Cornel I	68 70	117	A	Yale	63 77						
				37	H	Princeton	62 77	249	A	Howard	85 81						
				74	H	Penn	55 88	195	H	Boston U.	92 68						

Non-Div I Games: Johnson & Wales (RI) 100 79

Brown

Average RPI Win: 283
Average RPI Loss: 188

Average RPI	Win: 283	WON-LOST RECORD	WINNING PCT. RANK	LAST 10 GAMES	STRENGTH OF SCHEDULE	OPP. STRENGTH OF SCHEDULE	TEAM RPI	ADJ. RPI	CONF. RPI	ADJ. CONF. RPI
Average RPI	Loss: 188									
DIV. I ONLY		8- 16	259	6- 4	272	298	289	289	29	29
DIV. I NON-CONF.		1- 10	327	0- 0	214	210	326	326	29	29

TOTALS	RPI 1-25		RPI 26-50	W-L RECORDS		RPI 51-100	RPI 101-999		RPI 201+	
8- 16	0- 0		0- 0	OVERALL		0- 2	8- 14		8- 5	
4- 7	0- 0		0- 0	HOME		0- 0	4- 7		4- 3	
3- 8	0- 0		0- 0	AWAY		0- 2	3- 6		3- 2	
1- 1	0- 0		0- 0	NEUTRAL		0- 0	1- 1		1- 0	
1- 10	0- 0		0- 0	NON-CONFERENCE		0- 2	1- 8		1- 1	
0- 4	0- 0		0- 0	HOME		0- 0	0- 4		0- 0	
0- 5	0- 0		0- 0	AWAY		0- 2	0- 3		0- 1	
1- 1	0- 0		0- 0	NEUTRAL		0- 0	1- 1		1- 0	
7- 6	0- 0		0- 0	CONFERENCE		0- 0	7- 6		7- 4	
4- 3	0- 0		0- 0	HOME		0- 0	4- 3		4- 3	
3- 3	0- 0		0- 0	AWAY		0- 0	3- 3		3- 1	
0- 0	0- 0		0- 0	NEUTRAL		0- 0	0- 0		0- 0	

RPI 1-25				RPI 26-50				RPI 51-100				RPI 101+				Team's RPI: 289	
RPI	S	Opponent	Score	RPI	S	Opponent	Score	RPI	S	Opponent	Score	RPI	S	Opponent	Score		
								71	A	James Madison	36	67	129	A	Saint Francis (PA)	69	87
								82	A	Maine	68	70	137	A	Robert Morris	49	72
													148	A	Brown	62	85
													148	N	Brown	60	72
													150	H	Binghamton	47	55
													156	H	Hartford	47	59
													182	H	New Hampshire	65	74
													194	A	Boston College	42	65
													195	H	Boston U.	61	78
													245	A	Holy Cross	57	59
													265	H	St. Francis Brooklyn	73	63
													269	A	Fairleigh Dickinson	65	48
													269	H	Fairleigh Dickinson	69	77
													273	A	Sacred Heart	81	73
													273	H	Sacred Heart	60	56
													286	A	Central Conn. St.	59	66
													286	H	Central Conn. St.	66	50
													287	H	LIU Brooklyn	75	56
													288	A	Mt. St. Mary's	67	64
													288	H	Mt. St. Mary's	63	68
													324	N	Rhode Island	58	52
													330	H	Wagner	66	75
LAST 12 Division I GAMES:																	
				288	A	Mt. St. Mary's	67	64	265	H	St. Francis Brooklyn	73	63				
				286	A	Central Conn. St.	59	66	287	H	LIU Brooklyn	75	56				
				273	H	Sacred Heart	60	56	273	A	Sacred Heart	81	73				
				269	H	Fairleigh Dickinson	69	77	269	A	Fairleigh Dickinson	65	48				
				129	A	Saint Francis (PA)	69	87	286	H	Central Conn. St.	66	50				
				137	A	Robert Morris	49	72	288	H	Mt. St. Mary's	63	68				

Non-Div I Games:

Bryant

Loss, Non-Conf, S Site, H Home A Away N Neutral

Average RPI Win:	222	WON-LOST	WINNING	LAST 10	STRENGTH OF	OPP. STRENGTH	TEAM	ADJ.	CONF.	ADJ CONF.
Average RPI Loss:	149	RECORD	PCT. RANK	GAMES	SCHEDULE	OF SCHEDULE	RPI	RPI	RPI	RPI
DIV. I ONLY	18- 8	70	9- 1	268	175	123	123	15	15	
DIV. I NON-CONF.	6- 5	153	0- 0	265	215	186	186	18	18	

TOTALS	RPI 1-25	RPI 26-50	W-L RECORDS	RPI 51-100	RPI 101-999	RPI 201+				
18- 8	0- 0	0- 0	OVERALL	1- 3	17- 5	11- 2				
10- 3	0- 0	0- 0	HOME	1- 0	9- 3	5- 2				
8- 5	0- 0	0- 0	AWAY	0- 3	8- 2	6- 0				
0- 0	0- 0	0- 0	NEUTRAL	0- 0	0- 0	0- 0				
6- 5	0- 0	0- 0	NON-CONFERENCE	0- 2	6- 3	4- 1				
3- 2	0- 0	0- 0	HOME	0- 0	3- 2	2- 1				
3- 3	0- 0	0- 0	AWAY	0- 2	3- 1	2- 0				
0- 0	0- 0	0- 0	NEUTRAL	0- 0	0- 0	0- 0				
12- 3	0- 0	0- 0	CONFERENCE	1- 1	11- 2	7- 1				
7- 1	0- 0	0- 0	HOME	1- 0	6- 1	3- 1				
5- 2	0- 0	0- 0	AWAY	0- 1	5- 1	4- 0				
0- 0	0- 0	0- 0	NEUTRAL	0- 0	0- 0	0- 0				

RPI 1-25				RPI 26-50				RPI 51-100				RPI 101+ Team's RPI: 123			
RPI	S	Opponent	Score	RPI	S	Opponent	Score	RPI	S	Opponent	Score	RPI	S	Opponent	Score
								53	A	Drexel	54 63	150	H	Binghamton	64 59
								56	A	American	58 68	151	H	Saint Joseph's	53 77
								70	A	Fordham	62 71	162	H	Army West Point	60 36
								77	H	Navy	47 39	170	A	Pittsburgh	39 57
												177	A	Youngstown St.	66 60
												191	A	Lehigh	62 66
												191	H	Lehigh	59 52
												195	A	Boston U.	63 58
												195	H	Boston U.	67 57
												210	H	Akron	63 52
												228	A	Lafayette	80 57
												228	H	Lafayette	83 53
												245	A	Holy Cross	71 47
												245	H	Holy Cross	72 63
												246	A	Loyola Maryland	74 69
												246	H	Loyola Maryland	65 68
												255	H	St. Bonaventure	48 59
												268	A	Colgate	63 42
												268	H	Colgate	77 57
												275	A	Rider	76 71
												292	H	Canisius	76 57
												337	A	Iona	60 53

LAST 12 Division I GAMES:															
				245	H	Holy Cross	72 63	77	H	Navy	47 39				
				246	A	Loyola Maryland	74 69	245	A	Holy Cross	71 47				
				268	A	Colgate	63 42	246	H	Loyola Maryland	65 68				
				191	H	Lehigh	59 52	268	H	Colgate	77 57				
				228	A	Lafayette	80 57	191	A	Lehigh	62 66				
				195	H	Boston U.	67 57	228	H	Lafayette	83 53				

Non-Div I Games:

Bucknell

Average RPI Win: 135
Average RPI Loss: 109

WON-LOST
RECORD

WINNING
PCT. RANK

LAST 10
GAMES

STRENGTH OF
SCHEDULE

OPP. STRENGTH
OF SCHEDULE

TEAM
RPI

ADJ.
RPI

CONF.
RPI

ADJ CONF.
RPI

DIV. I ONLY	21- 4	15	9- 1	78	76	15	15	7	7
DIV. I NON-CONF.	9- 2	33	0- 0	196	65	43	43	8	8
TOTALS	RPI 1-25	RPI 26-50	W-L RECORDS	RPI 51-100	RPI 101-999	RPI 201+			
21- 4	0- 0	2- 2	OVERALL	8- 0	11- 2	7- 1			
10- 0	0- 0	1- 0	HOME	2- 0	7- 0	4- 0			
8- 4	0- 0	1- 2	AWAY	4- 0	3- 2	3- 1			
3- 0	0- 0	0- 0	NEUTRAL	2- 0	1- 0	0- 0			
9- 2	0- 0	0- 1	NON-CONFERENCE	3- 0	6- 1	4- 1			
3- 0	0- 0	0- 0	HOME	0- 0	3- 0	2- 0			
3- 2	0- 0	0- 1	AWAY	1- 0	2- 1	2- 1			
3- 0	0- 0	0- 0	NEUTRAL	2- 0	1- 0	0- 0			
12- 2	0- 0	2- 1	CONFERENCE	5- 0	5- 1	3- 0			
7- 0	0- 0	1- 0	HOME	2- 0	4- 0	2- 0			
5- 2	0- 0	1- 1	AWAY	3- 0	1- 1	1- 0			
0- 0	0- 0	0- 0	NEUTRAL	0- 0	0- 0	0- 0			

RPI 1-25				Team's RPI: 15			
RPI	S	Opponent	Score				
27	A	Central Mich.	79 86				
27	H	Central Mich.	85 82				
40	A	Ball St.	84 80				
41	A	Arizona St.	57 76				

RPI 26-50			
RPI	S	Opponent	Score
27	A	Central Mich.	79 86
27	H	Central Mich.	85 82
40	A	Ball St.	84 80
41	A	Arizona St.	57 76

RPI 51-100			
RPI	S	Opponent	Score
54	A	St. John's (NY)	73 72
58	A	Toledo	84 73
58	H	Toledo	87 69
64	N	Nebraska	82 72
86	A	Ohio	67 63
87	A	Miami (OH)	64 49
87	H	Miami (OH)	72 67
93	N	UNLV	80 53

RPI 101+			
RPI	S	Opponent	Score
110	H	Western Mich.	71 49
128	H	Delaware	87 73
131	A	Northern Ill.	84 86
136	N	Clemson	61 41
154	H	Kent St.	80 42
203	H	Eastern Mich.	97 92
210	A	Akron	89 66
210	H	Akron	85 71
212	A	Columbia	65 63
238	A	Niagara	62 75
255	A	St. Bonaventure	76 59
271	H	UMES	76 41
292	H	Canisius	73 47

LAST 12 Division I GAMES:

210	H	Akron	85 71
27	H	Central Mich.	85 82
87	A	Miami (OH)	64 49
154	H	Kent St.	80 42
58	A	Toledo	84 73
27	A	Central Mich.	79 86

203	H	Eastern Mich.	97 92
58	H	Toledo	87 69
86	A	Ohio	67 63
40	A	Ball St.	84 80
87	H	Miami (OH)	72 67
131	A	Northern Ill.	84 86

Non-Div I Games:

Buffalo

Average RPI Win: 184
Average RPI Loss: 60

WON-LOST
RECORD

WINNING
PCT. RANK

LAST 10
GAMES

STRENGTH OF
SCHEDULE

OPP. STRENGTH
OF SCHEDULE

TEAM
RPI

ADJ.
RPI

CONF.
RPI

ADJ CONF.
RPI

DIV. I ONLY	14- 15	187	3- 7	59	80	102	102	6	6
DIV. I NON-CONF.	8- 4	87	0- 0	102	235	67	67	6	6
TOTALS	RPI 1-25	RPI 26-50	W-L RECORDS	RPI 51-100	RPI 101-999	RPI 201+			
14- 15	1- 2	1- 6	OVERALL	1- 4	11- 3	8- 1			
7- 6	0- 1	1- 2	HOME	0- 1	6- 2	4- 1			
6- 7	1- 1	0- 4	AWAY	0- 1	5- 1	4- 0			
1- 2	0- 0	0- 0	NEUTRAL	1- 2	0- 0	0- 0			
8- 4	0- 1	0- 1	NON-CONFERENCE	1- 2	7- 0	6- 0			
4- 0	0- 0	0- 0	HOME	0- 0	4- 0	3- 0			
3- 2	0- 1	0- 1	AWAY	0- 0	3- 0	3- 0			
1- 2	0- 0	0- 0	NEUTRAL	1- 2	0- 0	0- 0			
6- 11	1- 1	1- 5	CONFERENCE	0- 2	4- 3	2- 1			
3- 6	0- 1	1- 2	HOME	0- 1	2- 2	1- 1			
3- 5	1- 0	0- 3	AWAY	0- 1	2- 1	1- 0			
0- 0	0- 0	0- 0	NEUTRAL	0- 0	0- 0	0- 0			

RPI	S	Opponent	Score	RPI	S	Opponent	Score	RPI	S	Opponent	Score	RPI	S	Opponent	Score	Team's RPI: 102
22	A	South Fla.	55 71	28	A	DePaul	65 87	53	N	Drexel	62 76	101	A	Seton Hall	64 75	
24	A	Villanova	76 53	28	H	DePaul	68 86	54	A	St. John's (NY)	38 76	101	H	Seton Hall	66 48	
24	H	Villanova	67 69	30	A	Marquette	67 69	54	H	St. John's (NY)	55 73	115	A	Georgetown	66 57	
				30	H	Marquette	59 78	65	N	West Virginia	68 75	115	H	Georgetown	52 63	
				40	A	Ball St.	75 87	76	N	Virginia Tech	79 77	182	H	Wisconsin	69 62	
				42	A	Creighton	55 64					209	A	Providence	69 48	
				42	H	Creighton	59 53					209	H	Providence	68 57	
												219	H	Xavier	62 69	
												243	H	Austin Peay	75 54	
												253	A	Illinois St.	56 45	
												258	H	Lipscomb	70 58	
												261	A	Indiana St.	60 51	
												297	A	Murray St.	88 59	
												300	H	Loyola Chicago	64 52	
LAST 12 Division I GAMES:																
42	A	Creighton	55 64	24	H	Villanova	67 69	115	H	Georgetown	52 63					
209	A	Providence	69 48	209	H	Providence	68 57	42	H	Creighton	59 53					
30	H	Marquette	59 78	42	H	DePaul	68 86	28	A	DePaul	65 87					
28	H	DePaul	68 86	30	A	Marquette	67 69									
101	A	Seton Hall	64 75													
54	A	St. John's (NY)	38 76													

Non-Div I Games:

Butler

Loss, Non-Conf, S Site, H Home A Away N Neutral

Average RPI Win: 285	WON-LOST RECORD	WINNING PCT. RANK	LAST 10 GAMES	STRENGTH OF SCHEDULE	OPP. STRENGTH OF SCHEDULE	TEAM RPI	ADJ. RPI	CONF. RPI	ADJ CONF. RPI
Average RPI Loss: 177									
DIV. I ONLY	13- 10	134	8- 2	333	277	214	214	31	31
DIV. I NON-CONF.	4- 8	239	0- 1	273	180	241	241	31	31

TOTALS	RPI 1-25	RPI 26-50	W-L RECORDS	RPI 51-100	RPI 101-999	RPI 201+			
13- 10	0- 1	0- 0	OVERALL	0- 1	13- 8	12- 5			
7- 2	0- 0	0- 0	HOME	0- 0	7- 2	7- 1			
6- 8	0- 1	0- 0	AWAY	0- 1	6- 6	5- 4			
0- 0	0- 0	0- 0	NEUTRAL	0- 0	0- 0	0- 0			
4- 8	0- 1	0- 0	NON-CONFERENCE	0- 1	4- 6	3- 3			
2- 1	0- 0	0- 0	HOME	0- 0	2- 1	2- 0			
2- 7	0- 1	0- 0	AWAY	0- 1	2- 5	1- 3			
0- 0	0- 0	0- 0	NEUTRAL	0- 0	0- 0	0- 0			
9- 2	0- 0	0- 0	CONFERENCE	0- 0	9- 2	9- 2			
5- 1	0- 0	0- 0	HOME	0- 0	5- 1	5- 1			
4- 1	0- 0	0- 0	AWAY	0- 0	4- 1	4- 1			
0- 0	0- 0	0- 0	NEUTRAL	0- 0	0- 0	0- 0			

RPI 1-25				RPI 26-50				RPI 51-100				RPI 101+ Team's RPI: 214			
RPI	S	Opponent	Score	RPI	S	Opponent	Score	RPI	S	Opponent	Score	RPI	S	Opponent	Score
14	A	Stanford	34 57					67	A	South Dakota	50 66	158	A	Cal Poly	57 59
												165	A	Boise St.	65 59
												166	A	UTEP	56 67
												167	H	UC Irvine	59 72
												205	A	SMU	29 41
												220	H	Seattle U	75 68
												229	A	UC Riverside	65 68
												232	A	New Mexico St.	48 56
												232	H	New Mexico St.	62 52
												240	H	Omaha	52 43
												247	A	San Jose St.	57 67
												278	A	Grand Canyon	69 40
												282	A	UMKC	76 62
												282	H	UMKC	58 60
												312	A	UTRGV	67 64
												312	H	UTRGV	71 30
												321	A	Southern Utah	46 45
												326	H	Cal St. Fullerton	55 43
												327	H	Utah Valley	63 58
												345	A	Chicago St.	63 36
												345	H	Chicago St.	63 49
LAST 12 Division I GAMES:															
278	A	Grand Canyon	69 40	345	H	Chicago St.	63 49	282	H	UMKC	58 60				
312	H	UTRGV	71 30	232	A	New Mexico St.	48 56	312	A	UTRGV	67 64				
232	H	New Mexico St.	62 52	327	H	Utah Valley	63 58	327	H	Utah Valley	63 58				
282	A	UMKC	76 62	167	H	UC Irvine	59 72								
345	A	Chicago St.	63 36												
220	H	Seattle U	75 68												

Non-Div I Games: Fresno Pacific 74 63 Whittier 72 35

CSUN

Average RPI Win: 221

Average RPI Loss: 173

WON-LOST RECORD

WINNING PCT. RANK

LAST 10 GAMES

STRENGTH OF SCHEDULE

OPP. STRENGTH OF SCHEDULE

TEAM RPI

ADJ. RPI

CONF. RPI

ADJ CONF. RPI

218

219

206

206

21

21

6- 4

174

13- 13

201

250

221

221

20

20

6- 7

184

0- 0

0- 0

0- 0

0- 0

0- 0

0- 0

0- 0

0- 0

0- 0

0- 0

0- 0

0- 0

0- 0

0- 0

0- 0

0- 0

0- 0

0- 0

0- 0

0- 0

0- 0

0- 0

0- 0

0- 0

0- 0

0- 0

0- 0

0- 0

0- 0

0- 0

0- 0

0- 0

0- 0

0- 0

0- 0

0- 0

0- 0

0- 0

0- 0

0- 0

0- 0

0- 0

0- 0

0- 0

0- 0

0- 0

0- 0

0- 0

0- 0

0- 0

0- 0

0- 0

0- 0

0- 0

0- 0

0- 0

0- 0

0- 0

0- 0

0- 0

0- 0

0- 0

0- 0

0- 0

0- 0

0- 0

0- 0

0- 0

0- 0

0- 0

0- 0

0- 0

0- 0

0- 0

0- 0

0- 0

0- 0

0- 0

0- 0

0- 0

0- 0

0- 0

0- 0

0- 0

0- 0

0- 0

0- 0

0- 0

0- 0

0- 0

0- 0

0- 0

0- 0

0- 0

0- 0

0- 0

0- 0

0- 0

0- 0

0- 0

0- 0

0- 0

0- 0

0- 0

0- 0

0- 0

0- 0

0- 0

0- 0

0- 0

0- 0

0- 0

0- 0

0- 0

0- 0

0- 0

0- 0

0- 0

0- 0

0- 0

0- 0

0- 0

0- 0

0- 0

0- 0

0- 0

0- 0

0- 0

0- 0

0- 0

0- 0

0- 0

0- 0

0- 0

0- 0

0- 0

0- 0

0- 0

0- 0

0- 0

0- 0

0- 0

0- 0

0- 0

0- 0

0- 0

0- 0

0- 0

0- 0

0- 0

0- 0

0- 0

0- 0

0- 0

0- 0

0- 0

0- 0

0- 0

0- 0

0- 0

0- 0

0- 0

0- 0

0- 0

0- 0

0- 0

0- 0

0- 0

0- 0

0- 0

0- 0

0- 0

0- 0

0- 0

0- 0

0- 0

0- 0

0- 0

0- 0

0- 0

0- 0

0- 0

0- 0

0- 0

0- 0

0- 0

0- 0

0- 0

0- 0

0- 0

0- 0

0- 0

0- 0

0- 0

0- 0

0- 0

0- 0

0- 0

0- 0

0- 0

0- 0

0- 0

0- 0

0- 0

0- 0

0- 0

0- 0

0- 0

0- 0

0- 0

0- 0

0- 0

0- 0

0- 0

0- 0

0- 0

0- 0

0- 0

0- 0

0- 0

0- 0

0- 0

0- 0

0- 0

0- 0

0- 0

0- 0

0- 0

0- 0

0- 0

0- 0

0- 0

0- 0

0- 0

0- 0

0- 0

0- 0

0- 0

0- 0

0- 0

0- 0

0- 0

0- 0

0- 0

0- 0

0- 0

0- 0

0- 0

0- 0

0- 0

0- 0

0- 0

0- 0

0- 0

0- 0

0- 0

0- 0

0- 0

0- 0

0- 0

0- 0

0- 0

0- 0

0- 0

0- 0

0- 0

0- 0

0- 0

0- 0

0- 0

0- 0

0- 0

0- 0

0- 0

0- 0

0- 0

0- 0

0- 0

0- 0

0- 0

0- 0

0- 0

0- 0

0- 0

0- 0

0- 0

0- 0

0- 0

0- 0

0- 0

0- 0

0- 0

0- 0

0- 0

0- 0

0- 0

0- 0

0- 0

0- 0

0- 0

0- 0

0- 0

0- 0

0- 0

0- 0

0- 0

0- 0

0- 0

0- 0

0- 0

0- 0

0- 0

0- 0

0- 0

0- 0

0- 0

0- 0

0- 0

0- 0

0- 0

0- 0

0- 0

0- 0

0- 0

0- 0

0- 0

0- 0

0- 0

0- 0

0- 0

0- 0

0- 0

0- 0

0- 0

0- 0

0- 0

0- 0

0- 0

0- 0

0- 0

0- 0

0- 0

0- 0

0- 0

0- 0

0- 0

0- 0

0- 0

0- 0

0- 0

0- 0

0- 0

0- 0

0- 0

0- 0

0- 0

0- 0

0- 0

0- 0

0- 0

0- 0

0- 0

0- 0

0- 0

0- 0

0- 0

0- 0

0- 0

0- 0

0- 0

0- 0

0- 0

0- 0

0- 0

0- 0

0- 0

0- 0

0- 0

0- 0

0- 0

0- 0

0- 0

0- 0

0- 0

0- 0

0- 0

0- 0

0- 0

0- 0

0- 0

0- 0

0- 0

0- 0

0- 0

0- 0

0- 0

0- 0

0- 0

0- 0

0- 0

0- 0

0- 0

0- 0

0- 0

0- 0

0- 0

0- 0

0- 0

0- 0

0- 0

0- 0

0- 0

0- 0

0- 0

0- 0

0- 0

0- 0

0- 0

0- 0

0- 0

0- 0

0- 0

0- 0

0- 0

0- 0

0- 0

0- 0

0- 0

0- 0

0- 0

0- 0

0- 0

0- 0

0- 0

0- 0

0- 0

0- 0

0- 0

0- 0

0- 0

0- 0

0- 0

0- 0

0- 0

0- 0

0- 0

0- 0

0- 0

0- 0

0- 0

0- 0

0- 0

0- 0

0- 0

0- 0

0- 0

0- 0

0- 0

0- 0

0- 0

0- 0

0- 0

0- 0

0- 0

0- 0

0- 0

0- 0

0- 0

0- 0

0- 0

0- 0

0- 0

0- 0

0- 0

0- 0

0- 0

0- 0

0- 0

0- 0

0- 0

0- 0

0- 0

0- 0

0- 0

0- 0

0- 0

0- 0

0- 0

0- 0

0- 0

0- 0

0- 0

0- 0

0- 0

0- 0

0- 0

0- 0

0- 0

0- 0

0- 0

0- 0

0- 0

0- 0

0- 0

0- 0

0- 0

0- 0

0- 0

0- 0

0- 0

0- 0

0- 0

0- 0

0- 0

0- 0

0- 0

0- 0

0- 0

0- 0

0- 0

0- 0

0- 0

0- 0

0- 0

0- 0

0- 0

0- 0

0- 0

0- 0

0- 0

0- 0

0- 0

0- 0

0- 0

0- 0

0- 0

0- 0

0- 0

0- 0

0- 0

0- 0

0- 0

0- 0

0- 0

0- 0

0- 0

0- 0

0- 0

0- 0

0- 0

0- 0

0- 0

0- 0

0- 0

0- 0

0- 0

0- 0

0- 0

0- 0

0- 0

0- 0

0- 0

0- 0

0- 0

0- 0

0- 0

0- 0

0- 0

0- 0

0- 0

0- 0

0- 0

0- 0

0- 0

0- 0

0- 0

0- 0

0- 0

0- 0

0- 0

0- 0

0- 0

0- 0

0- 0

0- 0

0- 0

0- 0

0- 0

0- 0

0- 0

0- 0

0- 0

0- 0

0- 0

0- 0

0- 0

0- 0

0- 0

0- 0

0- 0

0- 0

0- 0

0- 0

0- 0

0- 0

0- 0

0- 0

0- 0

0- 0

0- 0

0- 0

0- 0

0- 0

0- 0

0- 0

0- 0

0- 0

0- 0

0- 0

0- 0

0- 0

0- 0

0- 0

0- 0

0- 0

0- 0

0- 0

0- 0

0- 0

0- 0

0- 0

0- 0

0- 0

0- 0

0- 0

0- 0

0- 0

0- 0

0- 0

0- 0

0- 0

0- 0

0- 0

0- 0

0- 0

0- 0

0- 0

0- 0

0- 0

0- 0

0- 0

0- 0

0- 0

0- 0

0- 0

0- 0

0- 0

0- 0

0- 0

0- 0

0- 0

0- 0

0- 0

0- 0

0- 0

0- 0

0- 0

0- 0

0- 0

0- 0

0- 0

0- 0

0- 0

0- 0

0- 0

0- 0

0- 0

0- 0

0- 0

0- 0

0- 0

0- 0

0- 0

0- 0

0- 0

0- 0

0- 0

0- 0

0- 0

0- 0

0- 0

0- 0

0- 0

0- 0

0- 0

0- 0

0- 0

0- 0

0- 0

0- 0

0- 0

0- 0

0- 0

0- 0

0- 0

0- 0

0- 0

0- 0

0- 0

0- 0

0- 0

0- 0

0- 0

0- 0

0- 0

0- 0

0- 0

0- 0

0- 0

0- 0

0- 0

0- 0

0- 0

0- 0

0- 0

0- 0

0- 0

0- 0

0- 0

0- 0

0- 0

0- 0

0- 0

0- 0

0- 0

0- 0

0- 0

0- 0

0- 0

0- 0

0- 0

0- 0

0- 0

0- 0

0- 0

0- 0

0- 0

0- 0

0- 0

0- 0

0- 0

0- 0

0- 0

0- 0

0- 0

0- 0

0- 0

0- 0

0- 0

0- 0

0- 0

0- 0

0- 0

0- 0

0- 0

0- 0

0- 0

0- 0

0- 0

0- 0

0- 0

0- 0

0- 0

0- 0

0- 0

0- 0

0- 0

0- 0

0- 0

0- 0

0- 0

0- 0

0- 0

0- 0

<

Cal Poly				Through Games Of Feb. 18, 2018								
Average RPI	Win:	253	WON-LOST	WINNING	LAST 10	STRENGTH OF	OPP. STRENGTH	TEAM	ADJ.	CONF.	ADJ CONF.	
Average RPI	Loss:	145	RECORD	PCT. RANK	GAMES	SCHEDULE	OF SCHEDULE	RPI	RPI	RPI	RPI	
DIV. I ONLY		13- 11		147	6- 4	200	267	158	158	21	21	
DIV. I NON-CONF.		5- 6		187	0- 0	180	317	182	182	20	20	

TOTALS		RPI 1-25		RPI 26-50		W-L RECORDS		RPI 51-100		RPI 101-999		RPI 201+
13- 11		0- 0		0- 1		OVERALL		0- 3		13- 7		11- 2
8- 2		0- 0		0- 0		HOME		0- 1		8- 1		6- 0
5- 9		0- 0		0- 1		AWAY		0- 2		5- 6		5- 2
0- 0		0- 0		0- 0		NEUTRAL		0- 0		0- 0		0- 0
5- 6		0- 0		0- 1		NON-CONFERENCE		0- 1		5- 4		4- 1
3- 1		0- 0		0- 0		HOME		0- 0		3- 1		2- 0
2- 5		0- 0		0- 1		AWAY		0- 1		2- 3		2- 1
0- 0		0- 0		0- 0		NEUTRAL		0- 0		0- 0		0- 0
8- 5		0- 0		0- 0		CONFERENCE		0- 2		8- 3		7- 1
5- 1		0- 0		0- 0		HOME		0- 1		5- 0		4- 0
3- 4		0- 0		0- 0		AWAY		0- 1		3- 3		3- 1
0- 0		0- 0		0- 0		NEUTRAL		0- 0		0- 0		0- 0

RPI 1-25				RPI 26-50				RPI 51-100				RPI 101+ Team's RPI: 158			
RPI	S	Opponent	Score	RPI	S	Opponent	Score	RPI	S	Opponent	Score	RPI	S	Opponent	Score
				34	A	Minnesota	68 112	63	A	UC Davis	77 85	137	H	Robert Morris	50 66
								63	H	UC Davis	76 80	155	A	San Francisco	71 83
								78	A	Saint Mary's (CA)	64 82	155	H	San Francisco	88 83
												167	A	UC Irvine	66 107
												167	H	UC Irvine	79 76
												173	A	Eastern Wash.	72 75
												189	A	UC Santa Barbara	68 73
												206	A	CSUN	66 86
												206	H	CSUN	84 71
												214	H	CSU Bakersfield	59 57
												229	A	UC Riverside	87 82
												229	H	UC Riverside	91 73
												250	H	Hawaii	52 50
												276	A	North Dakota St.	73 69
												278	H	Grand Canyon	75 69
												313	A	Northern Ariz.	89 73
												322	A	Long Beach St.	75 64
												322	H	Long Beach St.	70 61
												326	A	Cal St. Fullerton	72 63
												327	A	Utah Valley	70 89

LAST 12 Division I GAMES:															
				206	A	CSUN	66 86	326	A	Cal St. Fullerton	72 63				
				167	A	UC Irvine	66 107	322	A	Long Beach St.	75 64				
				322	H	Long Beach St.	70 61	63	H	UC Davis	76 80				
				63	A	UC Davis	77 85	167	H	UC Irvine	79 76				
				229	H	UC Riverside	91 73	206	H	CSUN	84 71				
				250	H	Hawaii	52 50	189	A	UC Santa Barbara	68 73				

Non-Div I Games: Cal St. Monterey Bay77 44

Average RPI		Win: 299	WON-LOST RECORD	WINNING PCT. RANK	LAST 10 GAMES	STRENGTH OF SCHEDULE	OPP. STRENGTH OF SCHEDULE	TEAM RPI	ADJ. RPI	CONF. RPI	ADJ. CONF. RPI
DIV. I ONLY	196		6- 18	300	1- 9	321	263	326	326	21	21
DIV. I NON-CONF.			4- 8	239	0- 0	304	330	286	286	20	20
TOTALS		RPI 1-25		RPI 26-50		W-L RECORDS	RPI 51-100	RPI 101-999		RPI 201+	
6- 18	0- 0		0- 0		OVERALL	0- 1	6- 17		6- 8		
4- 6	0- 0		0- 0		HOME	0- 0	4- 6		4- 1		
2- 11	0- 0		0- 0		AWAY	0- 1	2- 10		2- 7		
0- 1	0- 0		0- 0		NEUTRAL	0- 0	0- 1		0- 0		
4- 8	0- 0		0- 0		NON-CONFERENCE	0- 0	4- 8		4- 3		
2- 2	0- 0		0- 0		HOME	0- 0	2- 2		2- 0		
2- 5	0- 0		0- 0		AWAY	0- 0	2- 5		2- 3		
0- 1	0- 0		0- 0		NEUTRAL	0- 0	0- 1		0- 0		
2- 10	0- 0		0- 0		CONFERENCE	0- 1	2- 9		2- 5		
2- 4	0- 0		0- 0		HOME	0- 0	2- 4		2- 1		
0- 6	0- 0		0- 0		AWAY	0- 1	0- 5		0- 4		
0- 0	0- 0		0- 0		NEUTRAL	0- 0	0- 0		0- 0		

[illegible]

Cal St. Fullerton

C
a
l
i
f
o
r
n
i
a

Cal i forni a					Through Games Of Feb. 18, 2018						
Average RPI	Win:	155	WON-LOST	WINNING	LAST 10	STRENGTH OF	OPP. STRENGTH	TEAM	ADJ.	CONF.	ADJ CONF.
Average RPI	Loss:	19	RECORD	PCT. RANK	GAMES	SCHEDULE	OF SCHEDULE	RPI	RPI	RPI	RPI
DIV. I ONLY		18- 9	80	5- 5	23	43	36	36	5	5	
DIV. I NON-CONF.		9- 2	33	0- 0	43	103	21	21	3	3	

TOTALS	RPI 1-25		RPI 26-50		W-L RECORDS	RPI 51-100	RPI 101-999		RPI 201+		
18- 9	1- 6		2- 3		OVERALL	4- 0	11- 0		5- 0		
12- 3	1- 2		1- 1		HOME	3- 0	7- 0		3- 0		
6- 6	0- 4		1- 2		AWAY	1- 0	4- 0		2- 0		
0- 0	0- 0		0- 0		NEUTRAL	0- 0	0- 0		0- 0		
9- 2	0- 2		0- 0		NON-CONFERENCE	2- 0	7- 0		3- 0		
5- 1	0- 1		0- 0		HOME	1- 0	4- 0		2- 0		
4- 1	0- 1		0- 0		AWAY	1- 0	3- 0		1- 0		
0- 0	0- 0		0- 0		NEUTRAL	0- 0	0- 0		0- 0		
9- 7	1- 4		2- 3		CONFERENCE	2- 0	4- 0		2- 0		
7- 2	1- 1		1- 1		HOME	2- 0	3- 0		1- 0		
2- 5	0- 3		1- 2		AWAY	0- 0	1- 0		1- 0		
0- 0	0- 0		0- 0		NEUTRAL	0- 0	0- 0		0- 0		

RPI 1-25				RPI 26-50				Team's RPI: 36				RPI 51-100				RPI 101+			
RPI	S	Opponent	Score	RPI	S	Opponent	Score	RPI	S	Opponent	Score	RPI	S	Opponent	Score	RPI	S	Opponent	Score
1	A	UConn	47 82	39	A	Oregon St.	48 68	78	H	Saint Mary's (CA)	87 80	140	H	BYU	70 45				
8	A	Oregon	54 91	41	A	Arizona St.	71 80	95	H	Utah	84 73	146	H	Colorado	78 76				
9	A	UCLA	52 60	41	H	Arizona St.	42 57	96	A	Kentucky	62 52	148	A	Brown	89 79				
9	H	UCLA	46 82	49	A	Southern California	62 59	98	H	Washington St.	66 60	180	A	Pacific	92 85				
13	H	Missouri	52 55	49	H	Southern California	76 64					185	H	Washington	69 60				
14	A	Stanford	69 74									188	H	San Diego	89 64				
14	H	Stanford	78 66									220	H	Seattle U	87 67				
LAST 12 Division I GAMES:																			
14	H	Stanford	78 66	41	H	Arizona St.	42 57												
14	A	Stanford	69 74	280	H	Arizona	63 39												
95	H	Utah	84 73	49	A	Southern California	62 59												
146	H	Colorado	78 76	9	A	UCLA	52 60												
39	A	Oregon St.	48 68	98	H	Washington St.	66 60												
8	A	Oregon	54 91	185	H	Washington	69 60												

Non-Di v I Games:

Cal i forni a

C
a
l
i
f
o
r
n
i
a

C
a
m
p
b
e
l
l

Campbell I				Through Games Of Feb. 18, 2018							
Average RPI	Win:	281	WON-LOST	WINNING	LAST 10	STRENGTH OF	OPP. STRENGTH	TEAM	ADJ.	CONF.	ADJ CONF.
Average RPI	Loss:	196	RECORD	PCT. RANK	GAMES	SCHEDULE	OF SCHEDULE	RPI	RPI	RPI	RPI
DIV. I ONLY			11- 12	194	4- 6	334	312	263	263	27	27
DIV. I NON-CONF.			5- 4	146	0- 0	324	273	232	232	28	28

TOTALS		RPI 1-25	RPI 26-50		W-L RECORDS		RPI 51-100	RPI 101-999	RPI 201+		
11- 12	0- 0	0- 0		OVERALL		0- 3	11- 9	10- 6			
5- 6	0- 0	0- 0		HOME		0- 2	5- 4	5- 2			
6- 6	0- 0	0- 0		AWAY		0- 0	6- 4	5- 4			
0- 0	0- 0	0- 0		NEUTRAL		0- 0	0- 0	0- 0			
5- 4	0- 0	0- 0		NON-CONFERENCE		0- 1	5- 3	5- 2			
2- 2	0- 0	0- 0		HOME		0- 1	2- 1	2- 1			
3- 2	0- 0	0- 0		AWAY		0- 0	3- 2	3- 1			
0- 0	0- 0	0- 0		NEUTRAL		0- 0	0- 0	0- 0			
6- 8	0- 0	0- 0		CONFERENCE		0- 2	6- 6	5- 4			
3- 4	0- 0	0- 0		HOME		0- 1	3- 3	3- 1			
3- 4	0- 0	0- 0		AWAY		0- 1	3- 3	2- 3			
0- 0	0- 0	0- 0		NEUTRAL		0- 0	0- 0	0- 0			

RPI 1-25				RPI 26-50				RPI 51-100				RPI 101+ Team's RPI: 263					
RPI	S	Opponent	Score	RPI	S	Opponent	Score	RPI	S	Opponent	Score	RPI	S	Opponent	Score		
								61	H	Mercer	57	58	149	H	Radford	50	51
								85	A	Li berty	42	60	157	A	Kansas	48	66
								85	H	Li berty	33	46	200	A	Hi gh Poi nt	51	44
												200	H	Hi gh Poi nt	53	62	
												215	H	Norfolk St.	27	53	
												217	A	Gardner-Webb	73	44	
												223	H	UNC Asheville	52	60	
												226	A	UNCG	72	61	
												249	A	Howard	61	63	
												251	A	Col . of Charleston	53	45	
												274	A	Presbyteri an	59	65	
												274	H	Presbyteri an	53	40	
												285	H	USC Upstate	69	49	
												307	H	Western Caro.	58	51	
												311	A	Charleston So.	59	63	
												311	H	Charleston So.	58	49	
												334	A	N. C. Central	58	51	
												342	A	Winthrop	72	48	
												347	A	Longwood	50	57	
												347	H	Longwood	58	48	
LAST 12 Division I GAMES:																	
347				A	Longwood	50	57	347	H	Longwood	58	48					
274				H	Presbyteri an	53	40	217	A	Gardner-Webb	73	44					
85				H	Li berty	33	46	85	A	Li berty	42	60					
311				A	Charleston So.	59	63	200	H	Hi gh Poi nt	53	62					
200				A	Hi gh Poi nt	51	44	274	A	Presbyteri an	59	65					
149				H	Radford	50	51	311	H	Charleston So.	58	49					

Non-Div I Games: William Peace 94 42 Columbia Int'l 78 39

Campbell

Loss, Non-Conf, S Site, H Home A Away N Neutral

Average RPI Win:	282	WON-LOST	WINNING	LAST 10	STRENGTH OF	OPP. STRENGTH	TEAM	ADJ.	CONF.	ADJ CONF.
Average RPI Loss:	185	RECORD	PCT. RANK	GAMES	SCHEDULE	OF SCHEDULE	RPI	RPI	RPI	RPI
DIV. I ONLY	9- 18	259	5- 5	281	295	292	292	28	28	
DIV. I NON-CONF.	2- 9	295	0- 0	220	265	298	298	26	26	

TOTALS	RPI 1-25	RPI 26-50	W-L RECORDS	RPI 51-100	RPI 101-999	RPI 201+				
9- 18	0- 1	0- 2	OVERALL	0- 1	9- 14	8- 9				
5- 9	0- 0	0- 1	HOME	0- 0	5- 8	4- 6				
4- 8	0- 0	0- 0	AWAY	0- 1	4- 0	4- 0				
0- 1	0- 0	0- 0	NEUTRAL	0- 0	0- 1	0- 0				
2- 9	0- 1	0- 0	NON-CONFERENCE	0- 1	2- 7	2- 4				
1- 4	0- 0	0- 0	HOME	0- 0	1- 4	1- 3				
1- 4	0- 1	0- 0	AWAY	0- 1	1- 2	1- 1				
0- 1	0- 0	0- 0	NEUTRAL	0- 0	0- 1	0- 0				
7- 9	0- 0	0- 2	CONFERENCE	0- 0	7- 7	6- 5				
4- 5	0- 0	0- 1	HOME	0- 0	4- 4	3- 3				
3- 4	0- 0	0- 1	AWAY	0- 0	3- 3	3- 2				
0- 0	0- 0	0- 0	NEUTRAL	0- 0	0- 0	0- 0				

RPI 1-25				RPI 26-50				RPI 51-100				RPI 101+				Team's RPI: 292
RPI	S	Opponent	Score	RPI	S	Opponent	Score	RPI	S	Opponent	Score	RPI	S	Opponent	Score	
15	A	Buffalo	47 73	45	A	Quinnipiac	39 64	87	A	Miami (OH)	47 72	116	N	Middle Tenn.	45 55	
				45	H	Quinnipiac	55 84					123	A	Bucknell	57 76	
												161	A	Marist	47 58	
												161	H	Marist	53 78	
												193	H	Siena	65 57	
												199	H	Morehead St.	52 76	
												213	A	Bowling Green	71 57	
												218	H	Oakland	48 83	
												238	H	Niagara	64 60	
												254	A	Manhattan	39 58	
												254	H	Manhattan	56 59	
												255	H	St. Bonaventure	71 69	
												257	H	Fairfield	52 56	
												264	H	Cornell	59 67	
												268	H	Colgate	63 70	
												275	A	Rider	54 70	
												275	H	Rider	54 62	
												303	A	Monmouth	60 48	
												303	H	Monmouth	62 50	
												312	A	UTRGV	46 63	
												337	A	Iona	53 49	
												348	A	Saint Peter's	66 53	
												348	H	Saint Peter's	52 49	

LAST 12 Division I GAMES:																
275	H	Rider	54 62	161	H	Marist	53 78									
303	H	Monmouth	62 50	45	H	Quinnipiac	55 84									
161	A	Marist	47 58	303	A	Monmouth	60 48									
45	A	Quinnipiac	39 64	348	A	Saint Peter's	66 53									
348	H	Saint Peter's	52 49	193	H	Siena	65 57									
238	H	Niagara	64 60	254	H	Manhattan	56 59									

Non-Div I Games:

Canisius

Average RPI Win: 259	WON-LOST RECORD	WINNING PCT. RANK	LAST 10 GAMES	STRENGTH OF SCHEDULE	OPP. STRENGTH OF SCHEDULE	TEAM RPI	ADJ. RPI	CONF. RPI	ADJ CONF. RPI
Average RPI Loss: 117									
DIV. I ONLY	14- 7	80	7- 3	260	227	119	119	26	26
DIV. I NON-CONF.	3- 4	209	0- 0	64	25	86	86	25	25

TOTALS	RPI 1-25	RPI 26-50	W-L RECORDS	RPI 51-100	RPI 101-999	RPI 201+			
14- 7	0- 3	0- 0	OVERALL	0- 0	14- 4	12- 2			
7- 1	0- 0	0- 0	HOME	0- 0	7- 1	6- 1			
5- 6	0- 0	0- 0	AWAY	0- 0	5- 0	5- 0			
2- 0	0- 0	0- 0	NEUTRAL	0- 0	2- 0	1- 0			
3- 4	0- 3	0- 0	NON-CONFERENCE	0- 0	3- 1	2- 0			
1- 0	0- 0	0- 0	HOME	0- 0	1- 0	1- 0			
0- 4	0- 3	0- 0	AWAY	0- 0	0- 1	0- 0			
2- 0	0- 0	0- 0	NEUTRAL	0- 0	2- 0	1- 0			
11- 3	0- 0	0- 0	CONFERENCE	0- 0	11- 3	10- 2			
6- 1	0- 0	0- 0	HOME	0- 0	6- 1	5- 1			
5- 2	0- 0	0- 0	AWAY	0- 0	5- 2	5- 1			
0- 0	0- 0	0- 0	NEUTRAL	0- 0	0- 0	0- 0			

RPI 1-25				RPI 26-50				RPI 51-100				RPI 101+ Team's RPI: 119			
RPI	S	Opponent	Score	RPI	S	Opponent	Score	RPI	S	Opponent	Score	RPI	S	Opponent	Score
6	A	Baylor	55 86									108	H	Lamar University	51 39
11	A	Tennessee	34 77									124	A	SFA	46 59
21	A	Texas A&M	61 72									136	N	Clemson	53 47
												141	A	South Ala.	43 64
												224	H	New Orleans	48 52
												225	H	Abilene Christian	63 45
												236	A	A&M-Corpus Christi	58 50
												242	A	Nicholls St.	69 48
												242	H	Nicholls St.	60 42
												266	A	McNeese	51 45
												276	N	North Dakota St.	68 45
												291	A	Southeastern La.	70 78
												291	H	Southeastern La.	63 47
												305	H	Alcorn	75 52
												309	A	Incarnate Word	57 35
												323	A	Northwestern St.	61 53
												325	H	Houston Baptist	64 56
												335	H	Sam Houston St.	69 44
LAST 12 Division I GAMES:															
242	H	Nicholls St.	60 42	225	H	Abilene Christian	63 45								
266	A	McNeese	51 45	224	H	New Orleans	48 52								
325	H	Houston Baptist	64 56	242	A	Nicholls St.	69 48								
291	A	Southeastern La.	70 78	309	A	Incarnate Word	57 35								
323	A	Northwestern St.	61 53	108	H	Lamar University	51 39								
124	A	SFA	46 59	335	H	Sam Houston St.	69 44								

Non-Div I Games: Central Baptist 75 34 Williams Baptist 77 31 Crowley's Ridge 106 23 Hendrix 79 22 Central Ark.

Average RPI Win:	294	WON-LOST	WINNING	LAST 10	STRENGTH OF	OPP. STRENGTH	TEAM	ADJ.	CONF.	ADJ CONF.
Average RPI Loss:	175	RECORD	PCT. RANK	GAMES	SCHEDULE	OF SCHEDULE	RPI	RPI	RPI	RPI
DIV. I ONLY	6- 18	300	5- 5	172	309	286	286	29	29	
DIV. I NON-CONF.	0- 11	337	0- 0	52	199	287	287	29	29	

TOTALS	RPI 1-25	RPI 26-50	W-L RECORDS	RPI 51-100	RPI 101-999	RPI 201+				
6- 18	0- 0	0- 1	OVERALL	0- 4	6- 13	6- 7				
4- 7	0- 0	0- 0	HOME	0- 1	4- 6	4- 4				
2- 11	0- 0	0- 1	AWAY	0- 3	2- 7	2- 3				
0- 0	0- 0	0- 0	NEUTRAL	0- 0	0- 0	0- 0				
0- 11	0- 0	0- 1	NON-CONFERENCE	0- 4	0- 6	0- 2				
0- 4	0- 0	0- 0	HOME	0- 1	0- 3	0- 1				
0- 7	0- 0	0- 1	AWAY	0- 3	0- 3	0- 1				
0- 0	0- 0	0- 0	NEUTRAL	0- 0	0- 0	0- 0				
6- 7	0- 0	0- 0	CONFERENCE	0- 0	6- 7	6- 5				
4- 3	0- 0	0- 0	HOME	0- 0	4- 3	4- 3				
2- 4	0- 0	0- 0	AWAY	0- 0	2- 4	2- 2				
0- 0	0- 0	0- 0	NEUTRAL	0- 0	0- 0	0- 0				

RPI 1-25				RPI 26-50				RPI 51-100				RPI 101+ Team's RPI: 286			
RPI	S	Opponent	Score	RPI	S	Opponent	Score	RPI	S	Opponent	Score	RPI	S	Opponent	Score
				35	A	Virginia	59 103	62	A	Duquesne	58 83	117	H	Yale	62 75
								65	A	West Virginia	52 102	129	A	Saint Francis (PA)	59 87
								83	A	Penn St.	66 83	137	A	Robert Morris	47 66
								84	H	Albany (NY)	60 72	148	H	Brown	55 78
												156	A	Hartford	52 68
												186	A	Stony Brook	55 60
												259	H	Morgan St.	41 61
												265	H	St. Francis Brooklyn	70 78
												269	A	Fairleigh Dickinson	49 78
												269	H	Fairleigh Dickinson	76 56
												273	A	Sacred Heart	73 71
												273	H	Sacred Heart	69 59
												287	H	LIU Brooklyn	54 61
												288	H	Mt. St. Mary's	56 68
												289	A	Bryant	50 66
												289	H	Bryant	66 59
												290	A	Vermont	48 62
												330	A	Wagner	66 64
												330	H	Wagner	59 56
LAST 12 Division I GAMES:															
				330	A	Wagner	66 64	287	H	LIU Brooklyn	54 61				
				289	H	Bryant	66 59	265	H	St. Francis Brooklyn	70 78				
				269	H	Fairleigh Dickinson	76 56	269	A	Fairleigh Dickinson	49 78				
				273	A	Sacred Heart	73 71	273	H	Sacred Heart	69 59				
				137	A	Robert Morris	47 66	289	A	Bryant	50 66				
				129	A	Saint Francis (PA)	59 87	330	H	Wagner	59 56				

Non-Div I Games:

Central Conn. St.

Central Mich.				Through Games Of Feb. 18, 2018						
Average RPI Win:	148	WON-LOST	WINNING	LAST 10	STRENGTH OF	OPP. STRENGTH	TEAM	ADJ.	CONF.	ADJ CONF.
Average RPI Loss:	41	RECORD	PCT. RANK	GAMES	SCHEDULE	OF SCHEDULE	RPI	RPI	RPI	RPI
DIV. I ONLY	20- 4	18	9- 1	84	77	27	27	7	7	
DIV. I NON-CONF.	7- 3	74	0- 0	187	49	92	92	8	8	

TOTALS	RPI 1-25	RPI 26-50	W-L RECORDS	RPI 51-100	RPI 101-999	RPI 201+				
20- 4	1- 1	1- 2	OVERALL	4- 1	14- 0	8- 0				
9- 2	1- 0	0- 2	HOME	2- 0	6- 0	3- 0				
9- 2	0- 1	1- 0	AWAY	2- 1	6- 0	4- 0				
2- 0	0- 0	0- 0	NEUTRAL	0- 0	2- 0	1- 0				
7- 3	0- 0	0- 2	NON-CONFERENCE	0- 1	7- 0	4- 0				
2- 2	0- 0	0- 2	HOME	0- 0	2- 0	1- 0				
3- 1	0- 0	0- 0	AWAY	0- 1	3- 0	2- 0				
2- 0	0- 0	0- 0	NEUTRAL	0- 0	2- 0	1- 0				
13- 1	1- 1	1- 0	CONFERENCE	4- 0	7- 0	4- 0				
7- 0	1- 0	0- 0	HOME	2- 0	4- 0	2- 0				
6- 1	0- 1	1- 0	AWAY	2- 0	3- 0	2- 0				
0- 0	0- 0	0- 0	NEUTRAL	0- 0	0- 0	0- 0				

RPI 1-25				RPI 26-50				Team's RPI: 27				RPI 51-100				RPI 101+			
RPI	S	Opponent	Score	RPI	S	Opponent	Score	RPI	S	Opponent	Score	RPI	S	Opponent	Score	RPI	S	Opponent	Score
15	A	Buffalo	82 85	40	A	Ball St.	69 65	58	H	Toledo	85 47	110	H	Western Mich.	74 70				
15	H	Buffalo	86 79	43	H	Purdue	69 79	62	A	Duquesne	61 64	111	N	Iowa St.	81 60				
				45	H	Quinnipiac	70 84	86	A	Ohio	74 72	131	A	Northern Ill.	81 78				
								86	H	Ohio	82 58	134	H	Vanderbilt	92 75				
								87	A	Miami (OH)	84 66	153	A	SIUE	94 56				
												154	H	Kent St.	88 84				
												203	A	Eastern Mich.	95 72				
												203	H	Eastern Mich.	95 82				
												210	A	Akron	95 86				
												213	H	Bowling Green	90 54				
												218	A	Oakland	103 85				
												244	N	San Diego St.	85 76				
												251	H	Col. of Charleston	79 58				
												261	A	Indiana St.	77 67				
LAST 12 Division I GAMES:																			
203	H	Eastern Mich.	95 82	110	H	Western Mich.	74 70	203	H	Eastern Mich.	95 82	110	H	Western Mich.	74 70				
15	A	Buffalo	82 85	210	A	Akron	95 86	15	A	Buffalo	82 85	210	A	Akron	95 86				
58	H	Toledo	85 47	131	A	Northern Ill.	81 78	58	H	Toledo	85 47	131	A	Northern Ill.	81 78				
86	A	Ohio	74 72	154	H	Kent St.	88 84	86	A	Ohio	74 72	154	H	Kent St.	88 84				
203	A	Eastern Mich.	95 72	213	H	Bowling Green	90 54	203	A	Eastern Mich.	95 72	213	H	Bowling Green	90 54				
15	H	Buffalo	86 79	87	A	Miami (OH)	84 66	15	H	Buffalo	86 79	87	A	Miami (OH)	84 66				

Non-Div I Games: Aquinas 96 47

Central Mich.

Average RPI Win:	310	WON-LOST	WINNING	LAST 10	STRENGTH OF	OPP. STRENGTH	TEAM	ADJ.	CONF.	ADJ CONF.
Average RPI Loss:	197	RECORD	PCT. RANK	GAMES	SCHEDULE	OF SCHEDULE	RPI	RPI	RPI	RPI
DIV. I ONLY	7- 15	269	4- 6	315	333	311	311	27	27	
DIV. I NON-CONF.	2- 6	280	0- 0	338	224	334	334	28	28	

TOTALS	RPI 1-25	RPI 26-50	W-L RECORDS	RPI 51-100	RPI 101-999	RPI 201+				
7- 15	0- 0	0- 0	OVERALL	0- 2	7- 13	7- 8				
4- 6	0- 0	0- 0	HOME	0- 0	4- 6	4- 4				
3- 8	0- 0	0- 0	AWAY	0- 0	3- 3	3- 2				
0- 1	0- 0	0- 0	NEUTRAL	0- 0	0- 1	0- 0				
2- 6	0- 0	0- 0	NON-CONFERENCE	0- 1	2- 5	2- 3				
1- 2	0- 0	0- 0	HOME	0- 0	1- 2	1- 2				
1- 3	0- 0	0- 0	AWAY	0- 1	1- 2	1- 1				
0- 1	0- 0	0- 0	NEUTRAL	0- 0	0- 1	0- 0				
5- 9	0- 0	0- 0	CONFERENCE	0- 1	5- 8	5- 5				
3- 4	0- 0	0- 0	HOME	0- 0	3- 4	3- 2				
2- 5	0- 0	0- 0	AWAY	0- 1	2- 4	2- 3				
0- 0	0- 0	0- 0	NEUTRAL	0- 0	0- 0	0- 0				

RPI 1-25				RPI 26-50				RPI 51-100				RPI 101+				Team's RPI: 311
RPI	S	Opponent	Score	RPI	S	Opponent	Score	RPI	S	Opponent	Score	RPI	S	Opponent	Score	
								66	A	Georgi a Tech	51 78	136	A	Clemson	30 66	
								85	A	Li berty	53 63	149	A	Radford	57 74	
												149	H	Radford	56 61	
												156	N	Hartford	43 62	
												200	H	Hi gh Point	74 75	
												217	A	Gardner-Webb	52 68	
												217	H	Gardner-Webb	59 75	
												223	A	UNC Asheville	69 71	
												223	H	UNC Asheville	61 78	
												258	H	Li pscomb	54 58	
												263	A	Campbel l	49 58	
												263	H	Campbel l	63 59	
												274	A	Presbyteri an	64 61	
												298	A	Wofford	68 45	
												299	H	Coppi n St.	72 58	
												302	A	FIU	70 77	
												317	H	South Carolina St.	58 60	
												342	H	Winthrop	81 45	
												347	A	Longwood	78 61	
												347	H	Longwood	73 57	

LAST 12 Division I GAMES:																
				217	H	Gardner-Webb	59 75					200	H	Hi gh Point	74 75	
				223	A	UNC Asheville	69 71					223	H	UNC Asheville	61 78	
				149	A	Radford	57 74					217	A	Gardner-Webb	52 68	
				263	H	Campbel l	63 59					342	H	Winthrop	81 45	
				347	A	Longwood	78 61					149	H	Radford	56 61	
				274	A	Presbyteri an	64 61					263	A	Campbel l	49 58	

Non-Div I Games: Erskine 79 43 Southern Wesleyan 94 56

Charleston So.

Average RPI Win:	229	WON-LOST	WINNING	LAST 10	STRENGTH OF	OPP. STRENGTH	TEAM	ADJ.	CONF.	ADJ CONF.
Average RPI Loss:	115	RECORD	PCT. RANK	GAMES	SCHEDULE	OF SCHEDULE	RPI	RPI	RPI	RPI
DIV. I ONLY	12- 13	189	6- 4	114	159	139	139	18	18	
DIV. I NON-CONF.	4- 9	249	0- 0	94	70	212	212	19	19	

TOTALS	RPI 1-25	RPI 26-50	W-L RECORDS	RPI 51-100	RPI 101-999	RPI 201+				
12- 13	0- 2	0- 1	OVERALL	2- 3	10- 7	9- 1				
7- 3	0- 1	0- 0	HOME	1- 2	6- 0	6- 0				
5- 8	0- 0	0- 0	AWAY	1- 1	4- 7	3- 1				
0- 2	0- 1	0- 1	NEUTRAL	0- 0	0- 0	0- 0				
4- 9	0- 2	0- 1	NON-CONFERENCE	1- 2	3- 4	3- 0				
3- 2	0- 1	0- 0	HOME	1- 1	2- 0	2- 0				
1- 5	0- 0	0- 0	AWAY	0- 1	1- 4	1- 0				
0- 2	0- 1	0- 1	NEUTRAL	0- 0	0- 0	0- 0				
8- 4	0- 0	0- 0	CONFERENCE	1- 1	7- 3	6- 1				
4- 1	0- 0	0- 0	HOME	0- 1	4- 0	4- 0				
4- 3	0- 0	0- 0	AWAY	1- 0	3- 3	2- 1				
0- 0	0- 0	0- 0	NEUTRAL	0- 0	0- 0	0- 0				

RPI 1-25				RPI 26-50				RPI 51-100				RPI 101+ Team's RPI: 139			
RPI	S	Opponent	Score	RPI	S	Opponent	Score	RPI	S	Opponent	Score	RPI	S	Opponent	Score
19	N	Iowa	64 77	32	N	South Dakota St.	70 71	61	H	Mercer	74 90	112	A	Arkansas	72 73
25	H	Rutgers	54 77					62	H	Duquesne	75 72	116	A	Mi ddle Tenn.	45 64
								80	A	UAB	80 71	164	A	Loui si ana Tech	64 51
								94	H	Rice	55 62	166	A	UTEP	58 67
								97	A	Wake Forest	69 71	178	A	Davi dson	66 68
												182	A	Wi sconsi n	66 80
												198	A	East Caroli na	55 58
												204	A	Southern Mi ss.	85 79
												204	H	Southern Mi ss.	66 56
												216	A	North Texas	68 73
												223	A	UNC Asheville	51 47
												277	A	Ol d Domi ni on	63 60
												294	H	UTSA	88 75
												299	H	Coppi n St.	78 49
												302	H	FIU	80 57
												317	H	South Caroli na St.	64 49
												318	H	Marshall	67 61

LAST 12 Division I GAMES:															
				80	A	UAB	80 71	204	A	Southern Mi ss.	85 79				
				164	A	Loui si ana Tech	64 51	94	H	Rice	55 62				
				294	H	UTSA	88 75	216	A	North Texas	68 73				
				302	H	FIU	80 57	166	A	UTEP	58 67				
				318	H	Marshall	67 61	277	A	Ol d Domi ni on	63 60				
				116	A	Mi ddle Tenn.	45 64	204	H	Southern Mi ss.	66 56				

Non-Div I Games:

Charlotte

Loss,
Non-Conf, S Site,
H Home
A Away
N Neutral

Average RPI Win:	197	WON-LOST	WINNING	LAST 10	STRENGTH OF	OPP. STRENGTH	TEAM	ADJ.	CONF.	ADJ CONF.
Average RPI Loss:	102	RECORD	PCT. RANK	GAMES	SCHEDULE	OF SCHEDULE	RPI	RPI	RPI	RPI
DIV. I ONLY	16- 10	107	5- 5	139	118	114	114	17	17	
DIV. I NON-CONF.	9- 5	99	0- 0	48	60	59	59	17	17	
<hr/>										
TOTALS	RPI 1-25	RPI 26-50	W-L RECORDS	RPI 51-100	RPI 101-999	RPI 201+				
16- 10	0- 1	0- 2	OVERALL	2- 2	14- 5	8- 0				
8- 5	0- 0	0- 1	HOME	1- 2	7- 2	5- 0				
5- 4	0- 1	0- 0	AWAY	1- 0	4- 3	3- 0				
3- 1	0- 0	0- 1	NEUTRAL	0- 0	3- 0	0- 0				
9- 5	0- 1	0- 2	NON-CONFERENCE	2- 1	7- 1	2- 0				
4- 2	0- 0	0- 1	HOME	1- 1	3- 0	2- 0				
2- 2	0- 1	0- 0	AWAY	1- 0	1- 1	0- 0				
3- 1	0- 0	0- 1	NEUTRAL	0- 0	3- 0	0- 0				
7- 5	0- 0	0- 0	CONFERENCE	0- 1	7- 4	6- 0				
4- 3	0- 0	0- 0	HOME	0- 1	4- 2	3- 0				
3- 2	0- 0	0- 0	AWAY	0- 0	3- 2	3- 0				
0- 0	0- 0	0- 0	NEUTRAL	0- 0	0- 0	0- 0				

RPI 1-25				RPI 26-50				RPI 51-100				RPI 101+				Team's RPI: 114
RPI	S	Opponent	Score	RPI	S	Opponent	Score	RPI	S	Opponent	Score	RPI	S	Opponent	Score	
12	A	Green Bay	30 60	37	N	Princeton	49 59	51	H	FGCU	68 61	106	N	Auburn	50 41	
				50	H	UCF	57 58	60	A	Indiana	64 61	115	N	Georgetown	54 41	
								61	H	Mercer	50 71	125	A	ETSU	58 65	
								76	H	Virginia Tech	44 64	125	H	ETSU	55 61	
<hr/>																
LAST 12 Division I GAMES:																
298	H	Wofford	76 46	145	H	Samford	68 58	176	A	Furman	57 58	298	A	Wofford	54 47	
176	H	Furman	45 50	298	A	Wofford	54 47	125	A	ETSU	58 65	307	A	Western Caro.	58 41	
125	H	ETSU	55 61	226	A	UNCG	49 42	274	H	Presbyteria n	71 51	298	H	Wofford	76 46	
226	A	UNCG	73 57	307	A	Western Caro.	47 32	298	A	Wofford	54 47	307	A	Western Caro.	58 41	
307	A	Western Caro.	58 41	61	H	Mercer	50 71	226	H	UNCG	49 42	307	H	Western Caro.	47 32	

Non-Div I Games:

Chattanooga

Average RPI Win:	327	WON-LOST	WINNING	LAST 10	STRENGTH OF	OPP. STRENGTH	TEAM	ADJ.	CONF.	ADJ CONF.
Average RPI Loss:	209	RECORD	PCT. RANK	GAMES	SCHEDULE	OF SCHEDULE	RPI	RPI	RPI	RPI
DIV. I ONLY	1- 25	349	1- 9	264	325	345	345	31	31	
DIV. I NON-CONF.	0- 15	337	0- 1	227	260	341	341	31	31	

TOTALS	RPI 1-25	RPI 26-50	W-L RECORDS	RPI 51-100	RPI 101-999	RPI 201+				
1- 25	0- 0	0- 0	OVERALL	0- 2	1- 23	1- 14				
0- 11	0- 0	0- 0	HOME	0- 0	0- 11	0- 6				
1- 13	0- 0	0- 0	AWAY	0- 2	1- 11	1- 8				
0- 1	0- 0	0- 0	NEUTRAL	0- 0	0- 1	0- 0				
0- 15	0- 0	0- 0	NON-CONFERENCE	0- 2	0- 13	0- 4				
0- 7	0- 0	0- 0	HOME	0- 0	0- 7	0- 2				
0- 7	0- 0	0- 0	AWAY	0- 2	0- 5	0- 2				
0- 1	0- 0	0- 0	NEUTRAL	0- 0	0- 1	0- 0				
1- 10	0- 0	0- 0	CONFERENCE	0- 0	1- 10	1- 10				
0- 4	0- 0	0- 0	HOME	0- 0	0- 4	0- 4				
1- 6	0- 0	0- 0	AWAY	0- 0	1- 6	1- 6				
0- 0	0- 0	0- 0	NEUTRAL	0- 0	0- 0	0- 0				

RPI 1-25				RPI 26-50				RPI 51-100				RPI 101+				Team's RPI: 345	
RPI	S	Opponent	Score	RPI	S	Opponent	Score	RPI	S	Opponent	Score	RPI	S	Opponent	Score		
								89	A	Kansas St.	51	99	107	H	Milwaukee	59	84
								100	A	Wright St.	39	84	109	A	Western Ill.	54	71
												109	H	Western Ill.	45	83	
												131	H	Northern Ill.	59	80	
												135	A	Wichita St.	63	66	
												170	A	Pittsburgh	49	87	
												187	N	Oral Roberts	43	73	
												190	H	Northwestern	36	63	
												199	H	Morehead St.	40	79	
												214	A	CSU Bakersfield	49	63	
												214	H	CSU Bakersfield	36	63	
												220	A	Seattle U	60	72	
												220	H	Seattle U	56	63	
												221	A	Illinois	56	66	
												232	A	New Mexico St.	59	74	
												278	A	Grand Canyon	36	64	
												278	H	Grand Canyon	43	59	
												282	A	UMKC	47	106	
												293	A	Valparaiso	60	71	
												300	H	Loyola Chicago	28	46	
												310	H	Jackson St.	69	87	
												312	A	UTRGV	44	81	
												327	A	Utah Valley	84	74	
												327	H	Utah Valley	30	68	

LAST 12 Division I GAMES:																	
				282	A	UMKC	47	106	214	A	CSU Bakersfield	49	63				
				220	A	Seattle U	60	72	278	A	Grand Canyon	36	64				
				327	A	Utah Valley	84	74	327	H	Utah Valley	30	68				
				278	H	Grand Canyon	43	59	220	H	Seattle U	56	63				
				214	H	CSU Bakersfield	36	63	232	A	New Mexico St.	59	74				
				312	A	UTRGV	44	81	170	A	Pittsburgh	49	87				

Non-Div I Games:

Chicago St.

Cincinnati

Cincinnati				Through Games Of Feb. 18, 2018							
Average RPI	Win:	193	WON-LOST	WINNING	LAST 10	STRENGTH OF	OPP. STRENGTH	TEAM	ADJ.	CONF.	ADJ CONF.
Average RPI	Loss:	109	RECORD	PCT. RANK	GAMES	SCHEDULE	OF SCHEDULE	RPI	RPI	RPI	RPI
DIV. I ONLY			15- 10	121	7- 3	156	85	132	132	8	8
DIV. I NON-CONF.			7- 5	132	0- 0	258	128	214	214	7	7

TOTALS		RPI 1-25	RPI 26-50		W-L RECORDS		RPI 51-100	RPI 101-999	RPI 201+		
15- 10	0- 3	0- 1		OVERALL		2- 0	13- 6	7- 1			
10- 6	0- 2	0- 1		HOME		1- 0	9- 3	5- 0			
5- 4	0- 1	0- 0		AWAY		1- 0	4- 3	2- 1			
0- 0	0- 0	0- 0		NEUTRAL		0- 0	0- 0	0- 0			
7- 5	0- 1	0- 0		NON-CONFERENCE		1- 0	6- 4	6- 1			
6- 3	0- 1	0- 0		HOME		1- 0	5- 2	5- 0			
1- 2	0- 0	0- 0		AWAY		0- 0	1- 2	1- 1			
0- 0	0- 0	0- 0		NEUTRAL		0- 0	0- 0	0- 0			
8- 5	0- 2	0- 1		CONFERENCE		1- 0	7- 2	1- 0			
4- 3	0- 1	0- 1		HOME		0- 0	4- 1	0- 0			
4- 2	0- 1	0- 0		AWAY		1- 0	3- 1	1- 0			
0- 0	0- 0	0- 0		NEUTRAL		0- 0	0- 0	0- 0			

RPI 1-25				RPI 26-50				RPI 51-100				RPI 101+ Team's RPI: 132			
RPI	S	Opponent	Score	RPI	S	Opponent	Score	RPI	S	Opponent	Score	RPI	S	Opponent	Score
1	A	UConn	65 106	50	H	UCF	38 50	57	A	Houston	88 82	113	H	Tulane	83 52
7	H	Ohio St.	76 87					87	H	Miami (OH)	73 62	125	A	ETSU	77 87
22	H	South Fla.	46 69									129	H	Saint Francis (PA)	73 77
												135	A	Wichita St.	75 69
												170	H	Pittsburgh	46 66
												172	A	Tulsa	51 64
												172	H	Tulsa	78 41
												181	H	Temple	80 72
												196	H	Memphis	64 53
												198	A	East Carolina	66 54
												198	H	East Carolina	70 79
												205	A	SMU	58 40
												213	H	Bowling Green	75 51
												219	A	Xavier	50 53
												222	H	Southeast Mo. St.	65 52
												249	H	Howard	87 53
												277	A	Old Dominion	54 33
												291	H	Southeastern La.	82 43
												304	H	Eastern Ky.	64 53

LAST 12 Division I GAMES:															
172	H	Tulsa	78 41	205	A	SMU	58 40	196	H	Memphis	64 53				
113	H	Tulane	83 52	181	H	Temple	80 72	57	A	Houston	88 82				
135	A	Wichita St.	75 69	50	H	UCF	38 50	172	A	Tulsa	51 64				
1	A	UConn	65 106	198	H	East Carolina	70 79	22	H	South Fla.	46 69				

Non-Div I Games: Slippery Rock 85 52

Cincinnati

Clemson				Through Games Of Feb. 18, 2018							
Average RPI	Win:	247	WON-LOST	WINNING	LAST 10	STRENGTH OF	OPP. STRENGTH	TEAM	ADJ.	CONF.	ADJ CONF.
Average RPI	Loss:	47	RECORD	PCT. RANK	GAMES	SCHEDULE	OF SCHEDULE	RPI	RPI	RPI	RPI
DIV. I ONLY			11- 17	234	1- 9	44	64	136	136	1	1
DIV. I NON-CONF.			10- 3	52	0- 0	208	304	108	108	1	1
<hr/>											
TOTALS		RPI 1-25		RPI 26-50		W-L RECORDS		RPI 51-100		RPI 101-999	RPI 201+
11- 17		0- 8		0- 3		OVERALL		1- 3		10- 3	7- 0
7- 7		0- 4		0- 1		HOME		0- 1		7- 1	5- 0
3- 8		0- 3		0- 2		AWAY		1- 2		2- 1	1- 0
1- 2		0- 1		0- 0		NEUTRAL		0- 0		1- 1	1- 0
10- 3		0- 2		0- 0		NON-CONFERENCE		1- 0		9- 1	7- 0
6- 1		0- 1		0- 0		HOME		0- 0		6- 0	5- 0
3- 0		0- 0		0- 0		AWAY		1- 0		2- 0	1- 0
1- 2		0- 1		0- 0		NEUTRAL		0- 0		1- 1	1- 0
1- 14		0- 6		0- 3		CONFERENCE		0- 3		1- 2	0- 0
1- 6		0- 3		0- 1		HOME		0- 1		1- 1	0- 0
0- 8		0- 3		0- 2		AWAY		0- 2		0- 1	0- 0
0- 0		0- 0		0- 0		NEUTRAL		0- 0		0- 0	0- 0

RPI 1-25				RPI 26-50				RPI 51-100				RPI 101+ Team's RPI: 136			
RPI	S	Opponent	Score	RPI	S	Opponent	Score	RPI	S	Opponent	Score	RPI	S	Opponent	Score
2	A	Notre Dame	37 90	31	A	Syracuse	51 86	64	A	Nebraska	67 66	104	A	North Carolina	52 59
4	A	Louisville	46 65	35	A	Virginia	41 70	66	A	Georgia Tech	33 66	119	N	Central Ark.	47 53
5	A	Florida St.	43 91	44	H	Miami (FL)	60 72	66	H	Georgia Tech	48 60	164	A	Louisiana Tech	55 47
5	H	Florida St.	47 69					76	A	Virginia Tech	45 53	170	H	Pittsburgh	42 58
15	N	Buffalo	41 61									179	H	Jacksonville St.	53 45
16	H	South Carolina	36 66									194	H	Boston College	65 61
17	H	Duke	35 60									262	H	Prairie View	64 58
18	H	NC State	41 62									301	H	Kennesaw St.	41 28
LAST 12 Division I GAMES:															
76	A	Virginia Tech	45 53	18	H	NC State	41 62	104	A	North Carolina	52 59				
5	A	Florida St.	43 91	31	A	Syracuse	51 86								
17	H	Duke	35 60	2	A	Notre Dame	37 90								
4	A	Louisville	46 65	194	H	Boston College	65 61								
66	H	Georgia Tech	48 60	44	H	Miami (FL)	60 72								
170	H	Pittsburgh	42 58												

Non-Div I Games:

C
l
e
v
e
l
a
n
d
s
t
.

Cleveland St.				Through Games Of Feb. 18, 2018							
Average RPI	Win:	235	WON-LOST	WINNING	LAST 10	STRENGTH OF	OPP. STRENGTH	TEAM	ADJ.	CONF.	ADJ CONF.
Average RPI	Loss:	86	RECORD	PCT. RANK	GAMES	SCHEDULE	OF SCHEDULE	RPI	RPI	RPI	RPI
DIV. I ONLY			18- 9	80	7- 3	190	178	118	118	11	11
DIV. I NON-CONF.			8- 3	65	0- 0	237	233	111	111	14	14

TOTALS		RPI 1-25		RPI 26-50		W-L RECORDS	RPI 51-100	RPI 101-999		RPI 201+	
18- 9		1- 1		0- 1		OVERALL	2- 3	15- 4		14- 0	
10- 4		1- 0		0- 1		HOME	2- 1	7- 2		7- 0	
7- 4		0- 1		0- 0		AWAY	0- 2	7- 1		7- 0	
1- 1		0- 0		0- 0		NEUTRAL	0- 0	1- 1		0- 0	
8- 3		0- 0		0- 1		NON-CONFERENCE	1- 1	7- 1		6- 0	
4- 1		0- 0		0- 1		HOME	1- 0	3- 0		3- 0	
3- 1		0- 0		0- 0		AWAY	0- 1	3- 0		3- 0	
1- 1		0- 0		0- 0		NEUTRAL	0- 0	1- 1		0- 0	
10- 6		1- 1		0- 0		CONFERENCE	1- 2	8- 3		8- 0	
6- 3		1- 0		0- 0		HOME	1- 1	4- 2		4- 0	
4- 3		0- 1		0- 0		AWAY	0- 1	4- 1		4- 0	
0- 0		0- 0		0- 0		NEUTRAL	0- 0	0- 0		0- 0	

RPI 1-25				RPI 26-50				RPI 51-100				RPI 101+ Team's RPI: 118			
RPI	S	Opponent	Score	RPI	S	Opponent	Score	RPI	S	Opponent	Score	RPI	S	Opponent	Score
12	A	Green Bay	43 69	40	H	Ball St.	64 76	58	A	Toledo	56 65	107	A	Milwaukee	72 79
12	H	Green Bay	71 60					75	A	IUPUI	56 94	107	H	Milwaukee	63 69
								75	H	IUPUI	64 77	122	N	Saint Louis	64 80
								86	H	Ohio	71 64	175	N	Louisiana	54 45
								100	H	Wright St.	71 70	177	H	Youngstown St.	52 66
												203	H	Eastern Mich.	77 65
												218	A	Oakland	86 66
												218	H	Oakland	70 62
												238	A	Niagara	70 61
												241	A	Northern Ky.	70 65
												241	H	Northern Ky.	72 49
												253	A	Illinois St.	56 47
												270	A	Bradley	67 65
												318	H	Marshall	85 76
												319	A	Detroit Mercy	90 76
												319	H	Detroit Mercy	75 50
												332	A	Ill.-Chicago	64 42
												332	H	Ill.-Chicago	70 67
												346	H	Eastern Ill.	77 69

LAST 12 Division I GAMES:															
107	H	Milwaukee	63 69	241	H	Northern Ky.	72 49								
12	H	Green Bay	71 60	100	H	Wright St.	71 70								
75	A	IUPUI	56 94	177	H	Youngstown St.	52 66								
332	A	Ill.-Chicago	64 42	241	A	Northern Ky.	70 65								
218	A	Oakland	86 66	12	A	Green Bay	43 69								
319	A	Detroit Mercy	90 76	107	A	Milwaukee	72 79								

Non-Div I Games:

Cleveland St.

C
l
e
v
e
l
a
n
d
s
t
.

Coastal Caro.

Average RPI Win: 242

Average RPI Loss: 169

WON-LOST RECORD

WINNING PCT. RANK

LAST 10 GAMES

STRENGTH OF SCHEDULE

OPP. STRENGTH OF SCHEDULE

TEAM RPI

ADJ. RPI

CONF. RPI

ADJ CONF. RPI

DIV. I ONLY

DIV. I NON-CONF.

12- 12

4- 5

174

202

5- 5

0- 0

275

334

252

226

256

331

256

331

22

23

22

23

TOTALS

RPI 1-25

RPI 26-50

W-L RECORDS

RPI 51-100

RPI 101-999

RPI 201+

12- 12

0- 0

0- 1

OVERALL

0- 1

12- 10

7- 4

11- 4

0- 0

0- 0

HOME

0- 0

11- 4

7- 2

1- 5

0- 0

0- 0

AWAY

0- 0

1- 5

0- 1

0- 3

0- 0

0- 1

NEUTRAL

0- 1

0- 1

0- 1

4- 5

0- 0

0- 1

NON-CONFERENCE

0- 1

4- 3

4- 3

4- 2

0- 0

0- 0

HOME

0- 0

4- 2

4- 2

0- 0

0- 0

0- 0

AWAY

0- 0

0- 0

0- 0

0- 3

0- 0

0- 1

NEUTRAL

0- 1

0- 1

0- 1

8- 7

0- 0

0- 0

CONFERENCE

0- 0

8- 7

3- 1

7- 2

0- 0

0- 0

HOME

0- 0

7- 2

3- 0

1- 5

0- 0

0- 0

AWAY

0- 0

1- 5

0- 1

0- 0

0- 0

0- 0

NEUTRAL

0- 0

0- 0

0- 0

RPI 1-25

RPI 26-50

RPI 51-100

RPI 101+

Team's RPI: 256

RPI S Opponent Score

RPI S Opponent Score

RPI S Opponent Score

RPI S Opponent Score

31 N Syracuse 57 69

64 N Nebraska 47 55

103 H Little Rock 49 51

133 A Texas St. 69 78

133 H Texas St. 65 64

141 A South Ala. 62 68

141 H South Ala. 71 56

160 A UT Arlington 63 65

160 H UT Arlington 89 76

168 A Troy 97 92

168 H Troy 84 71

175 A Loui si ana 55 59

197 H Arkansas St. 63 70

216 N North Texas 34 50

226 H UNCG 54 60

251 H Col. of Charleston 70 72

260 H UNCW 57 41

272 H Appal achi an St. 73 68

298 H Wofford 67 51

315 H Georgi a St. 64 49

329 H Ga. Southern 54 51

331 H Fort Wayne 67 58

334 H N. C. Central 68 65

336 A La. -Monroe 56 62

LAST 12 Di vi si on I GAMES:

141 H South Ala. 71 56

168 H Troy 84 71

272 H Appal achi an St. 73 68

160 A UT Arlington 63 65

133 A Texas St. 69 78

103 H Little Rock 49 51

197 H Arkansas St. 63 70

168 A Troy 97 92

141 A South Ala. 62 68

315 H Georgi a St. 64 49

329 H Ga. Southern 54 51

175 A Loui si ana 55 59

Non-Di v I Games:

Lees-McRae

73 47

Allen

93 49

Coastal Caro.

Average RPI Win:	265	WON-LOST	WINNING	LAST 10	STRENGTH OF	OPP. STRENGTH	TEAM	ADJ.	CONF.	ADJ CONF.
Average RPI Loss:	133	RECORD	PCT. RANK	GAMES	SCHEDULE	OF SCHEDULE	RPI	RPI	RPI	RPI
DIV. I ONLY	6- 20	305	1- 9	133	173	251	251	10	10	
DIV. I NON-CONF.	4- 7	226	0- 0	206	177	231	231	12	12	

TOTALS	RPI 1-25	RPI 26-50	W-L RECORDS	RPI 51-100	RPI 101-999	RPI 201+				
6- 20	0- 1	0- 1	OVERALL	0- 7	6- 11	6- 5				
2- 10	0- 0	0- 0	HOME	0- 4	2- 6	2- 4				
4- 10	0- 1	0- 1	AWAY	0- 3	4- 5	4- 1				
0- 0	0- 0	0- 0	NEUTRAL	0- 0	0- 0	0- 0				
4- 7	0- 1	0- 1	NON-CONFERENCE	0- 2	4- 3	4- 2				
2- 3	0- 0	0- 0	HOME	0- 1	2- 2	2- 2				
2- 4	0- 1	0- 1	AWAY	0- 1	2- 1	2- 0				
0- 0	0- 0	0- 0	NEUTRAL	0- 0	0- 0	0- 0				
2- 13	0- 0	0- 0	CONFERENCE	0- 5	2- 8	2- 3				
0- 7	0- 0	0- 0	HOME	0- 3	0- 4	0- 2				
2- 6	0- 0	0- 0	AWAY	0- 2	2- 4	2- 1				
0- 0	0- 0	0- 0	NEUTRAL	0- 0	0- 0	0- 0				

RPI 1-25				RPI 26-50				RPI 51-100				RPI 101+				Team's RPI: 251
RPI	S	Opponent	Score	RPI	S	Opponent	Score	RPI	S	Opponent	Score	RPI	S	Opponent	Score	
16	A	South Carolina	43 69	27	A	Central Mich.	58 79	52	A	Elon	44 97	128	A	Delaware	51 79	
								52	H	Elon	55 77	128	H	Delaware	59 68	
								53	H	Drexel	53 80	144	A	Northeastern	37 59	
								59	A	Michigan St.	43 107	152	A	William & Mary	66 79	
								71	A	James Madison	53 67	152	H	William & Mary	54 68	
								71	H	James Madison	45 67	176	A	Furman	58 72	
								97	H	Wake Forest	40 77	239	A	Hofstra	60 65	
												239	H	Hofstra	60 75	
												252	A	North Florida	73 69	
												256	A	Coastal Caro.	72 70	
												258	H	Lipscomb	85 69	
												260	A	UNCW	72 63	
												263	H	Campbell	45 53	
												267	A	Towson	80 67	
												267	H	Towson	58 83	
												272	H	Appalachian St.	70 76	
												298	H	Wofford	59 51	

LAST 12 Division I GAMES:																
128	A	Delaware	51 79	152	A	William & Mary	66 79									
52	A	Elon	44 97	267	H	Towson	58 83									
260	A	UNCW	72 63	71	H	James Madison	45 67									
53	H	Drexel	53 80	239	A	Hofstra	60 65									
52	H	Elon	55 77	144	A	Northeastern	37 59									
71	A	James Madison	53 67	128	H	Delaware	59 68									

Non-Div I Games:

Col. of Charleston

Average RPI Win: 267

Average RPI Loss: 151

WON-LOST
RECORDWINNING
PCT. RANKLAST 10
GAMESSTRENGTH OF
SCHEDULEOPP. STRENGTH
OF SCHEDULETEAM
RPIADJ.
RPICONF.
RPIADJ CONF.
RPIDIV. I ONLY
DIV. I NON-CONF.6- 20
4- 7305
2262- 8
0- 0152
252225
289268
239268
23915
1815
18

TOTALS

RPI 1-25

RPI 26-50

W-L RECORDS

RPI 51-100

RPI 101-999

RPI 201+

6- 20

0- 0

0- 2

OVERALL

0- 4

6- 14

5- 5

2- 10

0- 0

0- 0

HOME

0- 2

2- 8

2- 2

4- 10

0- 0

0- 2

AWAY

0- 2

4- 6

3- 3

0- 0

0- 0

0- 0

NEUTRAL

0- 0

0- 0

0- 0

4- 7

0- 0

0- 2

NON-CONFERENCE

0- 0

4- 5

4- 2

1- 3

0- 0

0- 0

HOME

0- 0

1- 3

1- 1

3- 4

0- 0

0- 2

AWAY

0- 0

3- 2

3- 1

0- 0

0- 0

0- 0

NEUTRAL

0- 0

0- 0

0- 0

2- 13

0- 0

0- 0

CONFERENCE

0- 4

2- 9

1- 3

1- 7

0- 0

0- 0

HOME

0- 2

1- 5

1- 1

1- 6

0- 0

0- 0

AWAY

0- 2

1- 4

0- 2

0- 0

0- 0

0- 0

NEUTRAL

0- 0

0- 0

0- 0

RPI 1-25

RPI 26-50

RPI 51-100

RPI 101+

Team's RPI: 268

RPI S Opponent Score

RPI S Opponent Score

RPI S Opponent Score

RPI S Opponent Score

31 A Syracuse 39 79
41 A Arizona St. 54 6556 A American 44 67
56 H American 55 77
77 A Navy 54 70
77 H Navy 42 69117 A Yale 56 82
123 A Bucknel I 57 77
123 H Bucknel I 42 63
148 H Brown 73 83
162 H Army West Point 54 62
191 A Lehigh 54 48
191 H Lehigh 51 59
193 H Siena 70 73
195 A Boston U. 64 66
195 H Boston U. 49 62
228 A Lafayette 48 63
238 H Niagara 44 81
245 H Holy Cross 64 71
246 A Loyola Maryland 55 70
246 H Loyola Maryland 71 60
264 A Cornell I 74 70
267 A Towson 65 61
269 A Fairleigh Dickinson 51 61
292 A Canisius 70 63
344 H UMass Lowell 84 64

LAST 12 Division I GAMES:

246 H Loyola Maryland 71 60
191 A Lehigh 54 48
123 H Bucknel I 42 63
195 A Boston U. 64 66
77 H Navy 42 69
56 A American 44 67162 H Army West Point 54 62
246 A Loyola Maryland 55 70
191 H Lehigh 51 59
123 A Bucknel I 57 77
195 H Boston U. 49 62
77 A Navy 54 70

Colgate

Colgate

Non-Div I Games:

Colgate

Loss, Non-Conf, S Site, H Home A Away N Neutral

Average RPI Win:	186	WON-LOST	WINNING	LAST 10	STRENGTH OF	OPP. STRENGTH	TEAM	ADJ.	CONF.	ADJ CONF.
Average RPI Loss:	70	RECORD	PCT. RANK	GAMES	SCHEDULE	OF SCHEDULE	RPI	RPI	RPI	RPI
DIV. I ONLY	13- 13	174	3- 7	138	45	146	146	5	5	
DIV. I NON-CONF.	8- 2	44	0- 0	230	110	80	80	3	3	

TOTALS	RPI 1-25	RPI 26-50	W-L RECORDS	RPI 51-100	RPI 101-999	RPI 201+				
13- 13	0- 3	1- 5	OVERALL	2- 3	10- 2	5- 1				
8- 7	0- 2	1- 3	HOME	1- 2	6- 0	4- 0				
5- 6	0- 1	0- 2	AWAY	1- 1	4- 2	1- 1				
0- 0	0- 0	0- 0	NEUTRAL	0- 0	0- 0	0- 0				
8- 2	0- 0	1- 0	NON-CONFERENCE	0- 1	7- 1	4- 0				
5- 1	0- 0	1- 0	HOME	0- 1	4- 0	3- 0				
3- 1	0- 0	0- 0	AWAY	0- 0	3- 1	1- 0				
0- 0	0- 0	0- 0	NEUTRAL	0- 0	0- 0	0- 0				
5- 11	0- 3	0- 5	CONFERENCE	2- 2	3- 1	1- 1				
3- 6	0- 2	0- 3	HOME	1- 1	2- 0	1- 0				
2- 5	0- 1	0- 2	AWAY	1- 1	1- 1	0- 1				
0- 0	0- 0	0- 0	NEUTRAL	0- 0	0- 0	0- 0				

RPI 1-25				RPI 26-50				RPI 51-100				RPI 101+ Team's RPI: 146			
RPI	S	Opponent	Score	RPI	S	Opponent	Score	RPI	S	Opponent	Score	RPI	S	Opponent	Score
8	H	Oregon	55 74	36	A	Cal i forn i a	76 78	90	H	Dartmouth	75 81	104	A	North Carolina	80 87
9	H	UCLA	55 93	39	H	Oregon St.	71 86	95	A	Utah	69 65	105	H	George Mason	76 61
14	A	Stanford	53 62	41	A	Ari zona St.	59 73	95	H	Utah	74 78	121	A	Col orado St.	70 67
				41	H	Ari zona St.	47 72	98	A	Washi ngton St.	75 89	145	A	Samford	71 60
				44	H	Mi ami (FL)	67 61	98	H	Washi ngton St.	72 69	185	A	Washi ngton	66 61
				49	H	Southern Cal i forn i a	51 86					185	H	Washi ngton	76 56
												237	H	Fl a. Atlantic	76 69
												276	H	North Dakota St.	108 59
												280	A	Ari zona	63 72
												280	H	Ari zona	79 60
												306	A	Ai r Force	68 43
												338	H	Mi ssi ssi ppi Val .	85 48

LAST 12 Di vi si on I GAMES:															
				98	H	Washi ngton St.	72 69	39	H	Oregon St.	71 86				
				185	H	Washi ngton	76 56	8	H	Oregon	55 74				
				14	A	Stanford	53 62	41	A	Ari zona St.	59 73				
				36	A	Cal i forn i a	76 78	280	A	Ari zona	63 72				
				95	H	Utah	74 78	9	H	UCLA	55 93				
				95	A	Utah	69 65	49	H	Southern Cal i forn i a	51 86				

Non-Di v I Games: Westminster (MO) 106 47

Col orado

Average RPI Win:	207	WON-LOST	WINNING	LAST 10	STRENGTH OF	OPP. STRENGTH	TEAM	ADJ.	CONF.	ADJ CONF.
Average RPI Loss:	111	RECORD	PCT. RANK	GAMES	SCHEDULE	OF SCHEDULE	RPI	RPI	RPI	RPI
DIV. I ONLY	17- 8	75	7- 3	180	132	121	121	16	16	
DIV. I NON-CONF.	7- 3	74	0- 0	88	190	100	100	13	13	

TOTALS	RPI 1-25	RPI 26-50	W-L RECORDS	RPI 51-100	RPI 101-999	RPI 201+				
17- 8	0- 1	2- 0	OVERALL	2- 2	13- 5	11- 0				
10- 6	0- 1	1- 0	HOME	1- 1	8- 4	7- 0				
7- 2	0- 0	1- 0	AWAY	1- 1	5- 1	4- 0				
0- 0	0- 0	0- 0	NEUTRAL	0- 0	0- 0	0- 0				
7- 3	0- 1	2- 0	NON-CONFERENCE	0- 0	5- 2	3- 0				
5- 3	0- 1	1- 0	HOME	0- 0	4- 2	3- 0				
2- 0	0- 0	1- 0	AWAY	0- 0	1- 0	0- 0				
0- 0	0- 0	0- 0	NEUTRAL	0- 0	0- 0	0- 0				
10- 5	0- 0	0- 0	CONFERENCE	2- 2	8- 3	8- 0				
5- 3	0- 0	0- 0	HOME	1- 1	4- 2	4- 0				
5- 2	0- 0	0- 0	AWAY	1- 1	4- 1	4- 0				
0- 0	0- 0	0- 0	NEUTRAL	0- 0	0- 0	0- 0				

RPI 1-25				RPI 26-50				RPI 51-100				RPI 101+				Team's RPI: 121
RPI	S	Opponent	Score	RPI	S	Opponent	Score	RPI	S	Opponent	Score	RPI	S	Opponent	Score	
23	H	Oklahoma	46 78	38	A	Northern Colo.	55 44	73	A	Wyoming	64 53	127	A	Fresno St.	45 56	
				48	H	Gonzaga	65 49	73	H	Wyoming	49 53	127	H	Fresno St.	64 75	
								88	H	New Mexico	74 71	130	H	Idaho	69 83	
								93	A	UNLV	52 56	140	H	BYU	56 54	
												146	H	Colorado	67 70	
												165	H	Boise St.	58 62	
												171	A	Denver	61 56	
												208	A	Nevada	65 59	
												244	A	San Diego St.	65 63	
												244	H	San Diego St.	72 43	
												247	A	San Jose St.	73 66	
												247	H	San Jose St.	63 48	
												259	H	Morgan St.	60 44	
												262	H	Prairie View	71 59	
												296	H	Utah St.	56 45	
												306	A	Air Force	40 39	
												306	H	Air Force	61 50	
												334	H	N.C. Central	85 48	

LAST 12 Division I GAMES:																
127	H	Fresno St.	64 75	244	H	San Diego St.	72 43									
247	A	San Jose St.	73 66	93	A	UNLV	52 56									
306	H	Air Force	61 50	306	A	Air Force	40 39									
208	A	Nevada	65 59	73	H	Wyoming	49 53									
73	A	Wyoming	64 53	296	H	Utah St.	56 45									
88	H	New Mexico	74 71	127	A	Fresno St.	45 56									

Non-Div I Games: Eastern N.M. 75 35

Colorado St.

Average RPI Win:	235	WON-LOST	WINNING	LAST 10	STRENGTH OF	OPP. STRENGTH	TEAM	ADJ.	CONF.	ADJ CONF.
Average RPI Loss:	105	RECORD	PCT. RANK	GAMES	SCHEDULE	OF SCHEDULE	RPI	RPI	RPI	RPI
DIV. I ONLY	7- 18	284	1- 9	80	117	212	212	9	9	
DIV. I NON-CONF.	6- 9	214	0- 2	123	134	175	175	9	9	
<hr/>										
TOTALS	RPI 1-25	RPI 26-50	W-L RECORDS	RPI 51-100	RPI 101-999	RPI 201+				
7- 18	0- 3	0- 3	OVERALL	0- 6	7- 6	5- 3				
3- 7	0- 1	0- 1	HOME	0- 1	3- 4	1- 1				
4- 8	0- 0	0- 1	AWAY	0- 5	4- 2	4- 2				
0- 3	0- 2	0- 1	NEUTRAL	0- 0	0- 0	0- 0				
6- 9	0- 3	0- 1	NON-CONFERENCE	0- 2	6- 3	4- 2				
3- 2	0- 1	0- 0	HOME	0- 0	3- 1	1- 0				
3- 4	0- 0	0- 0	AWAY	0- 2	3- 2	3- 2				
0- 3	0- 2	0- 1	NEUTRAL	0- 0	0- 0	0- 0				
1- 9	0- 0	0- 2	CONFERENCE	0- 4	1- 3	1- 1				
0- 5	0- 0	0- 1	HOME	0- 1	0- 3	0- 1				
1- 4	0- 0	0- 1	AWAY	0- 3	1- 0	1- 0				
0- 0	0- 0	0- 0	NEUTRAL	0- 0	0- 0	0- 0				

RPI 1-25				RPI 26-50				RPI 51-100				RPI 101+ Team's RPI: 212			
RPI	S	Opponent	Score	RPI	S	Opponent	Score	RPI	S	Opponent	Score	RPI	S	Opponent	Score
3	N	Mississippi St.	54 90	37	A	Princeton	47 69	57	A	Houston	53 77	117	H	Yale	50 73
12	N	Green Bay	43 61	37	H	Princeton	46 74	72	A	Harvard	67 85	129	H	Saint Francis (PA)	94 81
15	H	Buffalo	63 65	41	N	Arizona St.	48 72	74	A	Penn	51 70	148	H	Brown	80 84
								74	H	Penn	39 75	194	H	Boston College	68 60
								90	A	Dartmouth	65 88	201	H	Richmond	79 85
								94	A	Rice	44 67	202	A	Hampton	58 60
												209	A	Providence	73 64
												239	H	Hofstra	75 53
												264	A	Cornell	72 54
												264	H	Cornell	47 57
												290	A	Vermont	73 66
												320	A	UMBC	60 44
												344	A	UMass Lowell	70 77
<hr/>															
LAST 12 Division I GAMES:															
37	H	Princeton	46 74	264	A	Cornell	72 54								
74	H	Penn	39 75	264	H	Cornell	47 57								
148	H	Brown	80 84	74	A	Penn	51 70								
117	H	Yale	50 73	37	A	Princeton	47 69								
90	A	Dartmouth	65 88	202	A	Hampton	58 60								
72	A	Harvard	67 85	94	A	Rice	44 67								

Non-Div I Games:

Columbi a

Average RPI Win:	303	WON-LOST	WINNING	LAST 10	STRENGTH OF	OPP. STRENGTH	TEAM	ADJ.	CONF.	ADJ CONF.
Average RPI Loss:	175	RECORD	PCT. RANK	GAMES	SCHEDULE	OF SCHEDULE	RPI	RPI	RPI	RPI
DIV. I ONLY	6- 19	303	3- 7	174	332	299	299	30	30	
DIV. I NON-CONF.	1- 11	331	0- 0	89	186	285	285	30	30	

TOTALS	RPI 1-25	RPI 26-50	W-L RECORDS	RPI 51-100	RPI 101-999	RPI 201+				
6- 19	0- 3	0- 0	OVERALL	0- 1	6- 15	6- 10				
6- 3	0- 1	0- 0	HOME	0- 0	6- 2	6- 1				
0- 14	0- 0	0- 0	AWAY	0- 0	0- 3	0- 3				
0- 2	0- 1	0- 0	NEUTRAL	0- 0	0- 1	0- 1				
1- 11	0- 3	0- 0	NON-CONFERENCE	0- 1	1- 7	1- 4				
1- 1	0- 1	0- 0	HOME	0- 0	1- 0	1- 0				
0- 8	0- 1	0- 0	AWAY	0- 1	0- 6	0- 3				
0- 2	0- 1	0- 0	NEUTRAL	0- 0	0- 1	0- 1				
5- 8	0- 0	0- 0	CONFERENCE	0- 0	5- 8	5- 6				
5- 2	0- 0	0- 0	HOME	0- 0	5- 2	5- 1				
0- 6	0- 0	0- 0	AWAY	0- 0	0- 6	0- 5				
0- 0	0- 0	0- 0	NEUTRAL	0- 0	0- 0	0- 0				

RPI 1-25				RPI 26-50				RPI 51-100				RPI 101+ Team's RPI: 299			
RPI	S	Opponent	Score	RPI	S	Opponent	Score	RPI	S	Opponent	Score	RPI	S	Opponent	Score
6	A	Baylor	54 100					65	A	West Virginia	43 101	116	A	Middle Tenn.	39 69
13	N	Missouri	50 73									120	A	Bethune-Cookman	38 64
20	H	Maryland	49 113									120	H	Bethune-Cookman	63 75
												124	A	SFA	59 72
												139	A	Charlotte	49 78
												202	A	Hampton	35 67
												202	H	Hampton	48 83
												211	A	N. C. A&T	63 64
												215	A	Norfolk St.	57 71
												254	N	Manhattan	56 74
												259	H	Morgan St.	55 53
												271	H	UMES	69 63
												277	A	Old Dominion	67 75
												284	A	VCU	47 62
												288	H	Mt. St. Mary's	68 54
												311	A	Charleston So.	58 72
												317	A	South Carolina St.	65 67
												317	H	South Carolina St.	56 39
												334	A	N. C. Central	52 60
												340	H	Florida A&M	62 56
												341	H	Savannah St.	66 57
LAST 12 Division I GAMES:															
120	H	Bethune-Cookman	63 75	317	H	South Carolina St.	56 39								
202	H	Hampton	48 83	259	H	Morgan St.	55 53								
317	A	South Carolina St.	65 67	211	A	N. C. A&T	63 64								
120	A	Bethune-Cookman	38 64	334	A	N. C. Central	52 60								
202	A	Hampton	35 67	340	H	Florida A&M	62 56								
271	H	UMES	69 63	341	H	Savannah St.	66 57								

Non-Div I Games:

Coppin St.

Average RPI Win: 254
Average RPI Loss: 142

WON-LOST
RECORD

WINNING
PCT. RANK

LAST 10
GAMES

STRENGTH OF
SCHEDULE

OPP. STRENGTH
OF SCHEDULE

TEAM
RPI

ADJ.
RPI

CONF.
RPI

ADJ CONF.
RPI

DIV. I ONLY	6- 17	294	2- 8	191	162	264	264	9	9
DIV. I NON-CONF.	4- 9	249	2- 0	318	294	300	300	9	9

TOTALS	RPI 1-25	RPI 26-50	W-L RECORDS	RPI 51-100	RPI 101-999	RPI 201+			
6- 17	0- 0	0- 2	OVERALL	0- 5	6- 10	4- 5			
2- 9	0- 0	0- 1	HOME	0- 1	2- 7	0- 4			
4- 8	0- 0	0- 1	AWAY	0- 4	4- 3	4- 1			
0- 0	0- 0	0- 0	NEUTRAL	0- 0	0- 0	0- 0			
4- 9	0- 0	0- 0	NON-CONFERENCE	0- 1	4- 8	3- 4			
1- 5	0- 0	0- 0	HOME	0- 0	1- 5	0- 3			
3- 4	0- 0	0- 0	AWAY	0- 1	3- 3	3- 1			
0- 0	0- 0	0- 0	NEUTRAL	0- 0	0- 0	0- 0			
2- 8	0- 0	0- 2	CONFERENCE	0- 4	2- 2	1- 1			
1- 4	0- 0	0- 1	HOME	0- 1	1- 2	0- 1			
1- 4	0- 0	0- 1	AWAY	0- 3	1- 0	1- 0			
0- 0	0- 0	0- 0	NEUTRAL	0- 0	0- 0	0- 0			

RPI 1-25				RPI 26-50				RPI 51-100				RPI 101+ Team's RPI: 264			
RPI	S	Opponent	Score	RPI	S	Opponent	Score	RPI	S	Opponent	Score	RPI	S	Opponent	Score
37	A	Princeton	54 75	37	H	Princeton	40 72	53	A	Drexel	39 61	117	H	Yale	55 65
								72	A	Harvard	58 80	148	H	Brown	70 68
								74	A	Penn	48 68	150	H	Binghamton	58 66
								74	H	Penn	39 53	170	A	Pittsburgh	39 51
								90	A	Dartmouth	40 55	182	A	New Hampshire	45 48
												186	H	Stony Brook	48 40
												191	H	Lehigh	57 62
												212	A	Columbia	57 47
												212	H	Columbia	54 72
												218	H	Oakland	77 79
												228	H	Lafayette	58 59
												246	A	Loyola Maryland	63 78
												268	H	Colgate	70 74
												292	A	Canisius	67 59
												339	A	NJIT	61 46
												344	A	UMass Lowell	71 53
LAST 12 Division I GAMES:															
74	H	Penn	39 53	212	H	Columbia	54 72								
37	H	Princeton	40 72	212	A	Columbia	57 47								
117	H	Yale	55 65	37	A	Princeton	54 75								
148	H	Brown	70 68	74	A	Penn	48 68								
72	A	Harvard	58 80	339	A	NJIT	61 46								
90	A	Dartmouth	40 55	344	A	UMass Lowell	71 53								

Non-Div I Games:

Cornell

Creighton					Through Games Of Feb. 18, 2018						
Average RPI	Win:	122	WON-LOST	WINNING	LAST 10	STRENGTH OF	OPP. STRENGTH	TEAM	ADJ.	CONF.	ADJ CONF.
Average RPI	Loss:	56	RECORD	PCT. RANK	GAMES	SCHEDULE	OF SCHEDULE	RPI	RPI	RPI	RPI
DIV. I ONLY	17- 9	86	8- 2	31	24	42	42	6	6		
DIV. I NON-CONF.	6- 4	122	0- 0	13	11	39	39	6	6		

TOTALS	RPI 1-25		RPI 26-50		W-L RECORDS	RPI 51-100		RPI 101-999		RPI 201+	
17- 9	1- 2		2- 3		OVERALL	3- 2		11- 2		5- 0	
10- 3	1- 1		1- 2		HOME	1- 0		7- 0		2- 0	
7- 4	0- 0		1- 1		AWAY	2- 2		4- 1		3- 0	
0- 2	0- 1		0- 0		NEUTRAL	0- 0		0- 1		0- 0	
6- 4	0- 2		1- 0		NON-CONFERENCE	2- 1		3- 1		1- 0	
3- 1	0- 1		1- 0		HOME	0- 0		2- 0		0- 0	
3- 1	0- 0		0- 0		AWAY	2- 1		1- 0		1- 0	
0- 2	0- 1		0- 0		NEUTRAL	0- 0		0- 1		0- 0	
11- 5	1- 0		1- 3		CONFERENCE	1- 1		8- 1		4- 0	
7- 2	1- 0		0- 2		HOME	1- 0		5- 0		2- 0	
4- 3	0- 0		1- 1		AWAY	0- 1		3- 1		2- 0	
0- 0	0- 0		0- 0		NEUTRAL	0- 0		0- 0		0- 0	

RPI 1-25				RPI 26-50		Team's RPI: 42		RPI 51-100		RPI 101+	
RPI	S	Opponent	Score	RPI	S	Opponent	Score	RPI	S	Opponent	Score
5	H	Florida St.	82 92	28	A	DePaul	67 77	54	A	St. John's (NY)	65 72
9	N	UCLA	63 72	28	H	DePaul	54 82	54	H	St. John's (NY)	53 39
24	H	Villanova	69 54	30	A	Marquette	74 73	64	A	Nebraska	64 49
				30	H	Marquette	77 92	67	A	South Dakota	68 73
				32	H	South Dakota St.	72 65	79	A	Drake	108 100

LAST 12 Division I GAMES:											
102	H	Butler	64 55	54	H	St. John's (NY)	53 39	101	A	Seton Hall	68 51
219	H	Xavier	65 54	219	A	Xavier	71 64	101	H	Seton Hall	81 64
209	A	Providence	87 84	102	A	Butler	53 59	102	A	Butler	53 59
30	A	Marquette	74 73	209	H	Providence	73 56	102	H	Butler	64 55
28	A	DePaul	67 77	28	H	DePaul	54 82	115	H	Georgetown	69 58
101	H	Seton Hall	81 64	30	H	Marquette	77 92	135	H	Wichita St.	66 61
								147	H	UNI	89 78
								185	N	Washington	64 67
								209	A	Providence	87 84
								209	H	Providence	73 56
								219	A	Xavier	71 64
								219	H	Xavier	65 54
								240	A	Omaha	72 51

Non-Div I Games:

Creighton

Average RPI	Win:	203	WON-LOST	WINNING	LAST 10	STRENGTH OF	OPP. STRENGTH	TEAM	ADJ.	CONF.	ADJ CONF.
Average RPI	Loss:	87	RECORD	PCT. RANK	GAMES	SCHEDULE	OF SCHEDULE	RPI	RPI	RPI	RPI
DIV. I ONLY		14- 9	116	6- 4	109	136	90	90	9	9	
DIV. I NON-CONF.		8- 5	111	0- 2	198	205	117	117	9	9	

TOTALS	RPI 1-25		RPI 26-50		W-L RECORDS	RPI 51-100	RPI 101-999		RPI 201+		
14- 9	0- 1		0- 1		OVERALL	1- 4	13- 3		6- 0		
9- 2	0- 0		0- 0		HOME	1- 1	8- 1		5- 0		
5- 7	0- 1		0- 1		AWAY	0- 3	5- 2		1- 0		
0- 0	0- 0		0- 0		NEUTRAL	0- 0	0- 0		0- 0		
8- 5	0- 1		0- 0		NON-CONFERENCE	0- 2	8- 2		4- 0		
5- 1	0- 0		0- 0		HOME	0- 1	5- 0		3- 0		
3- 4	0- 1		0- 0		AWAY	0- 1	3- 2		1- 0		
0- 0	0- 0		0- 0		NEUTRAL	0- 0	0- 0		0- 0		
6- 4	0- 0		0- 1		CONFERENCE	1- 2	5- 1		2- 0		
4- 1	0- 0		0- 0		HOME	1- 0	3- 1		2- 0		
2- 3	0- 0		0- 1		AWAY	0- 2	2- 0		0- 0		
0- 0	0- 0		0- 0		NEUTRAL	0- 0	0- 0		0- 0		

RPI	S	Opponent	Score	RPI	S	Opponent	Score	RPI	S	Opponent	Score	RPI	S	Opponent	Score
7	A	Ohio St.	70 103	37	A	Princeton	63 82	72	A	Harvard	65 76	117	A	Yale	64 62
								72	H	Harvard	63 56	117	H	Yale	39 57
								74	A	Penn	47 65	146	A	Colorado	81 75
								82	H	Maine	51 64	148	A	Brown	77 60
								84	A	Albany (NY)	61 76	148	H	Brown	78 73
												150	A	Binghamton	64 80
												161	A	Marist	60 51
												162	A	Army West Point	56 71
												182	H	New Hampshire	57 49
												194	H	Boston College	68 57
												212	H	Columbia	88 65
												245	A	Holy Cross	76 74
												264	H	Cornell	55 40
												290	H	Vermont	66 56
												324	H	Rhode Island	70 54
												339	H	NJIT	81 50

LAST 12 Division I GAMES:															
148	A	Brown	77 60	117	H	Yale	39 57	148	H	Brown	78 73	72	A	Harvard	65 76
117	A	Yale	64 62	72	H	Harvard	63 56	72	A	Harvard	63 56	150	A	Binghamton	64 80
37	A	Princeton	63 82	74	A	Penn	47 65	84	A	Albany (NY)	61 76				
74	A	Penn	47 65												
212	H	Columbia	88 65												
264	H	Cornell	55 40												

Non-Div I Games:

Dartmouth

Average RPI	Win:	253	WON-LOST	WINNING	LAST 10	STRENGTH OF	OPP. STRENGTH	TEAM	ADJ.	CONF.	ADJ CONF.
Average RPI	Loss:	103	RECORD	PCT. RANK	GAMES	SCHEDULE	OF SCHEDULE	RPI	RPI	RPI	RPI
DIV. I ONLY		10- 17	243	4- 6	82	183	178	178	12	12	
DIV. I NON-CONF.		5- 8	220	0- 0	51	206	132	132	10	10	

TOTALS	RPI 1-25		RPI 26-50		W-L RECORDS	RPI 51-100		RPI 101-999		RPI 201+	
10- 17	0- 1		0- 3		OVERALL	0- 6		10- 7		7- 2	
4- 8	0- 0		0- 2		HOME	0- 4		4- 2		3- 1	
6- 9	0- 1		0- 1		AWAY	0- 2		6- 5		4- 1	
0- 0	0- 0		0- 0		NEUTRAL	0- 0		0- 0		0- 0	
5- 8	0- 1		0- 2		NON-CONFERENCE	0- 2		5- 3		3- 1	
2- 3	0- 0		0- 1		HOME	0- 1		2- 1		1- 1	
3- 5	0- 1		0- 1		AWAY	0- 1		3- 2		2- 0	
0- 0	0- 0		0- 0		NEUTRAL	0- 0		0- 0		0- 0	
5- 9	0- 0		0- 1		CONFERENCE	0- 4		5- 4		4- 1	
2- 5	0- 0		0- 1		HOME	0- 3		2- 1		2- 0	
3- 4	0- 0		0- 0		AWAY	0- 1		3- 3		2- 1	
0- 0	0- 0		0- 0		NEUTRAL	0- 0		0- 0		0- 0	

RPI	S	Opponent	Score	RPI	S	Opponent	Score	RPI	S	Opponent	Score	RPI	S	Opponent	Score	Team's RPI: 178
18	A	NC State	49 73	33	H	Dayton	68 85	52	H	Elon	58 75	105	A	George Mason	61 74	
				37	H	Princeton	57 63	61	A	Mercer	54 69	122	A	Saint Louis	72 88	
				50	A	UCF	54 62	62	H	Duquesne	54 79	139	H	Charlotte	68 66	
								70	A	Fordham	58 66	151	H	Saint Joseph's	62 64	
								70	H	Fordham	45 58	152	A	William & Mary	55 73	
								91	H	George Washington	48 53	176	A	Furman	62 65	
												200	A	High Point	82 74	
												201	A	Richmond	68 65	
												217	H	Gardner-Webb	65 70	
												223	H	UNC Asheville	58 50	
												255	A	St. Bonaventure	75 68	
												272	A	Appalachian St.	59 57	
												281	A	Massachusetts	68 70	
												281	H	Massachusetts	87 81	
												307	A	Western Caro.	70 57	
												324	A	Rhode Island	79 67	
												324	H	Rhode Island	77 67	
LAST 12 Division I GAMES:																
281	A	Massachusetts	68 70	281	H	Massachusetts	87 81	255	A	St. Bonaventure	75 68	91	H	George Washington	48 53	
151	H	Saint Joseph's	62 64	70	H	Fordham	45 58	201	A	Richmond	68 65	70	A	Fordham	58 66	
122	A	Saint Louis	72 88	324	A	Rhode Island	79 67	324	H	Rhode Island	77 67					
33	H	Dayton	68 85													

Non-Div I Games:

Davidson

Average RPI Win: 174

Average RPI Loss: 34

WON-LOST
RECORDWINNING
PCT. RANKLAST 10
GAMESSTRENGTH OF
SCHEDULEOPP. STRENGTH
OF SCHEDULETEAM
RPIADJ.
RPICONF.
RPIADJ CONF.
RPIDIV. I ONLY
DIV. I NON-CONF.21- 4
7- 415
10210- 0
0- 0107
6299
6433
6733
6712
1012
10

TOTALS

RPI 1-25

RPI 26-50

W-L RECORDS

RPI 51-100

RPI 101-999

RPI 201+

21- 4

0- 2

1- 1

OVERALL

7- 1

13- 0

8- 0

11- 1

0- 1

1- 0

HOME

4- 0

6- 0

5- 0

7- 2

0- 0

0- 1

AWAY

2- 1

5- 0

2- 0

3- 1

0- 1

0- 0

NEUTRAL

1- 0

2- 0

1- 0

7- 4

0- 2

1- 1

NON-CONFERENCE

2- 1

4- 0

3- 0

4- 1

0- 1

1- 0

HOME

1- 0

2- 0

2- 0

0- 2

0- 0

0- 1

AWAY

0- 1

0- 0

0- 0

3- 1

0- 1

0- 0

NEUTRAL

1- 0

2- 0

1- 0

14- 0

0- 0

0- 0

CONFERENCE

5- 0

9- 0

5- 0

7- 0

0- 0

0- 0

HOME

3- 0

4- 0

3- 0

7- 0

0- 0

0- 0

AWAY

2- 0

5- 0

2- 0

0- 0

0- 0

0- 0

NEUTRAL

0- 0

0- 0

0- 0

RPI 1-25

RPI 26-50

Team's RPI: 33

RPI 51-100

RPI 101+

RPI	S	Opponent	Score
12	H	Green Bay	64 75
22	N	South Fla.	87 93

RPI	S	Opponent	Score
35	H	Virginia	61 46
45	A	Quinnipiac	66 72

RPI	S	Opponent	Score
58	A	Toledo	50 68
62	H	Duquesne	79 70
70	A	Fordham	63 62
70	H	Fordham	79 54
71	H	James Madison	82 54
72	N	Harvard	72 66
91	A	George Washington	57 53
91	H	George Washington	66 55

RPI	S	Opponent	Score
113	N	Tulane	71 65
122	H	Saint Louis	101 76
151	A	Saint Joseph's	65 59
178	A	Davidson	85 68
201	A	Richmond	66 59
235	A	La Salle	76 47
255	H	St. Bonaventure	80 59
259	H	Morgan St.	88 52
281	A	Massachusetts	78 49
284	H	VCU	74 64
324	H	Rhode Island	116 58
338	N	Mississippi Val.	65 46
343	H	Ark.-Pine Bluff	81 43

LAST 12 Division I GAMES:

70	H	Fordham	79 54	201	A	Richmond	66 59
91	A	George Washington	57 53	91	H	George Washington	66 55
281	A	Massachusetts	78 49	70	A	Fordham	63 62
284	H	VCU	74 64	122	H	Saint Louis	101 76
62	H	Duquesne	79 70	255	H	St. Bonaventure	80 59
178	A	Davidson	85 68	151	A	Saint Joseph's	65 59

Non-Div I Games:

Dayton

Average RPI Win: **131**
 Average RPI Loss: **37**

WON-LOST
RECORD

WINNING
PCT. RANK

LAST 10
GAMES

STRENGTH OF
SCHEDULE

OPP. STRENGTH
OF SCHEDULE

TEAM
RPI

ADJ.
RPI

CONF.
RPI

ADJ CONF.
RPI

DIV. I ONLY	21- 7	46	8- 2	36	27	28	28	6	6
DIV. I NON-CONF.	8- 4	87	0- 0	20	10	44	44	6	6
TOTALS	RPI 1-25	RPI 26-50	W-L RECORDS	RPI 51-100	RPI 101-999	RPI 201+			
21- 7	2- 3	4- 2	OVERALL	2- 1	13- 1	6- 0			
13- 3	2- 1	2- 1	HOME	2- 0	7- 1	4- 0			
6- 3	0- 2	1- 1	AWAY	0- 0	5- 0	2- 0			
2- 1	0- 0	1- 0	NEUTRAL	0- 1	1- 0	0- 0			
8- 4	1- 2	1- 1	NON-CONFERENCE	1- 1	5- 0	2- 0			
5- 2	1- 1	0- 1	HOME	1- 0	3- 0	2- 0			
1- 1	0- 1	0- 0	AWAY	0- 0	1- 0	0- 0			
2- 1	0- 0	1- 0	NEUTRAL	0- 1	1- 0	0- 0			
13- 3	1- 1	3- 1	CONFERENCE	1- 0	8- 1	4- 0			
8- 1	1- 0	2- 0	HOME	1- 0	4- 1	2- 0			
5- 2	0- 1	1- 1	AWAY	0- 0	4- 0	2- 0			
0- 0	0- 0	0- 0	NEUTRAL	0- 0	0- 0	0- 0			

RPI	S	Opponent	Score	RPI	S	Opponent	Score	Team's RPI: 28	RPI	S	Opponent	Score	RPI	S	Opponent	Score
1	H	UConn	69 103	30	A	Marquette	81 93		51	N	FGCU	84 89	101	H	Seton Hall	89 66
2	A	Notre Dame	82 91	30	H	Marquette	95 83		54	H	St. John's (NY)	76 67	102	A	Butler	86 68
23	H	Oklahoma	111 108	38	H	Northern Colo.	88 94		75	H	IUPUI	85 71	102	H	Butler	87 65
24	A	Villanova	58 84	42	A	Creighton	82 54						115	A	Georgetown	78 62
24	H	Villanova	71 66	42	H	Creighton	77 67						115	H	Georgetown	85 86
				48	N	Gonzaga	88 71						122	H	Saint Louis	86 78
LAST 12 Division I GAMES:																
				24	H	Villanova	71 66		30	H	Marquette	95 83				
				115	H	Georgetown	85 86		115	A	Georgetown	78 62				
				219	A	Xavier	73 72		24	A	Villanova	58 84				
				102	A	Butler	86 68		102	H	Butler	87 65				
				209	H	Providence	81 47		219	H	Xavier	79 48				
				42	H	Creighton	77 67		42	A	Creighton	82 54				

Non-Div I Games:

DePaul

Delaware

Delaware				Through Games Of Feb. 18, 2018							
Average RPI	Win:	220	WON-LOST	WINNING	LAST 10	STRENGTH OF	OPP. STRENGTH	TEAM	ADJ.	CONF.	ADJ CONF.
Average RPI	Loss:	118	RECORD	PCT. RANK	GAMES	SCHEDULE	OF SCHEDULE	RPI	RPI	RPI	RPI
DIV. I ONLY		16- 9	91	6- 4	217	165	128	128	10	10	
DIV. I NON-CONF.		7- 4	102	0- 0	271	240	144	144	12	12	

TOTALS	RPI 1-25		RPI 26-50		W-L RECORDS		RPI 51-100		RPI 101-999		RPI 201+
16- 9	0- 1		0- 1		OVERALL		2- 3		14- 4		11- 1
9- 3	0- 0		0- 0		HOME		2- 1		7- 2		6- 0
6- 5	0- 1		0- 1		AWAY		0- 2		6- 1		4- 0
1- 1	0- 0		0- 0		NEUTRAL		0- 0		1- 1		1- 1
7- 4	0- 1		0- 1		NON-CONFERENCE		1- 0		6- 2		4- 1
3- 1	0- 0		0- 0		HOME		1- 0		2- 1		2- 0
3- 2	0- 1		0- 1		AWAY		0- 0		3- 0		1- 0
1- 1	0- 0		0- 0		NEUTRAL		0- 0		1- 1		1- 1
9- 5	0- 0		0- 0		CONFERENCE		1- 3		8- 2		7- 0
6- 2	0- 0		0- 0		HOME		1- 1		5- 1		4- 0
3- 3	0- 0		0- 0		AWAY		0- 2		3- 1		3- 0
0- 0	0- 0		0- 0		NEUTRAL		0- 0		0- 0		0- 0

RPI 1-25				RPI 26-50				RPI 51-100				RPI 101+ Team's RPI: 128			
RPI	S	Opponent	Score	RPI	S	Opponent	Score	RPI	S	Opponent	Score	RPI	S	Opponent	Score
15	A	Buffalo	73 87	37	A	Princeton	60 78	52	A	Elon	51 64	144	A	Northeastern	59 73
								52	H	Elon	80 66	144	H	Northeastern	53 64
								53	A	Drexel	53 74	152	H	William & Mary	68 59
								56	H	American	72 56	156	A	Hartford	72 63
								71	H	James Madison	53 56	162	A	Army West Point	70 59
												195	H	Boston U.	79 85
												239	A	Hofstra	58 51
												239	H	Hofstra	61 41
												246	H	Loyola Maryland	71 38
												251	A	Col. of Charleston	68 59
												251	H	Col. of Charleston	79 51
												255	A	St. Bonaventure	53 52
												260	A	UNCW	82 49
												260	H	UNCW	80 62
												267	H	Towson	51 49
												333	H	Delaware St.	84 49
												346	N	Eastern Ill.	66 37
												348	N	Saint Peter's	87 90

LAST 12 Division I GAMES:															
251	H	Col. of Charleston	79 51	144	H	Northeastern	53 64								
71	H	James Madison	53 56	52	A	Elon	51 64								
239	H	Hofstra	61 41	260	A	UNCW	82 49								
152	H	William & Mary	68 59	267	H	Towson	51 49								
144	A	Northeastern	59 73	239	A	Hofstra	58 51								
260	H	UNCW	80 62	251	A	Col. of Charleston	68 59								

Non-Div I Games:

Delaware

Delaware

Average RPI Win:	316	WON-LOST	WINNING	LAST 10	STRENGTH OF	OPP. STRENGTH	TEAM	ADJ.	CONF.	ADJ CONF.
Average RPI Loss:	190	RECORD	PCT. RANK	GAMES	SCHEDULE	OF SCHEDULE	RPI	RPI	RPI	RPI
DIV. I ONLY	4- 21	322	2- 8	280	303	333	333	30	30	
DIV. I NON-CONF.	1- 12	335	0- 0	178	112	321	321	30	30	

TOTALS	RPI 1-25	RPI 26-50	W-L RECORDS	RPI 51-100	RPI 101-999	RPI 201+				
4- 21	0- 0	0- 2	OVERALL	0- 1	4- 18	4- 10				
3- 7	0- 0	0- 0	HOME	0- 1	3- 6	3- 4				
1- 12	0- 0	0- 0	AWAY	0- 0	1- 5	1- 4				
0- 2	0- 0	0- 0	NEUTRAL	0- 0	0- 2	0- 0				
1- 12	0- 0	0- 2	NON-CONFERENCE	0- 1	1- 9	1- 2				
1- 3	0- 0	0- 0	HOME	0- 1	1- 2	1- 1				
0- 7	0- 0	0- 2	AWAY	0- 0	0- 5	0- 1				
0- 2	0- 0	0- 0	NEUTRAL	0- 0	0- 2	0- 0				
3- 9	0- 0	0- 0	CONFERENCE	0- 0	3- 9	3- 8				
2- 4	0- 0	0- 0	HOME	0- 0	2- 4	2- 3				
1- 5	0- 0	0- 0	AWAY	0- 0	1- 5	1- 5				
0- 0	0- 0	0- 0	NEUTRAL	0- 0	0- 0	0- 0				

RPI	S	Opponent	Score	RPI	S	Opponent	Score	RPI	S	Opponent	Score	RPI	S	Opponent	Score	Team's RPI: 333
28	A	DePaul	71 110	53	H	Drexel	52 73	120	H	Bethune-Cookman	60 68	128	A	Delaware	49 84	
47	A	Michigan	36 105					137	H	Robert Morris	42 65	138	N	Ole Miss	58 110	
								157	A	Kansas	49 81	159	A	Florida	51 85	
								181	A	Temple	72 96	184	N	Stetson	43 58	
								202	A	Hampton	62 66	211	A	N.C. A&T	55 75	
								211	H	N.C. A&T	48 66	215	A	Norfolk St.	50 72	
								235	H	La Salle	48 71	237	A	Fla. Atlantic	67 90	
								259	A	Morgan St.	62 54	317	H	South Carolina St.	58 44	
								334	A	N.C. Central	60 76	334	H	N.C. Central	67 74	
								340	A	Florida A&M	54 59	340	H	Florida A&M	65 73	
								341	H	Savannah St.	93 79	347	H	Longwood	60 56	
LAST 12 Division I GAMES:																
340	H	Florida A&M	65 73	120	H	Bethune-Cookman	60 68	340	A	Florida A&M	54 59	202	A	Hampton	62 66	
215	A	Norfolk St.	50 72	340	A	Florida A&M	54 59	211	H	N.C. A&T	48 66	317	H	South Carolina St.	58 44	
334	A	N.C. Central	60 76	202	A	Hampton	62 66	334	H	N.C. Central	67 74	340	H	Florida A&M	65 73	
211	A	N.C. A&T	55 75	211	H	N.C. A&T	48 66	341	H	Savannah St.	93 79	347	H	Longwood	60 56	
341	H	Savannah St.	93 79	317	H	South Carolina St.	58 44									
259	A	Morgan St.	62 54	334	H	N.C. Central	67 74									

Non-Div I Games:

Delaware St.

Average RPI Win: **284**
 Average RPI Loss: **80**

WON-LOST
RECORD

WINNING
PCT. RANK

LAST 10
GAMES

STRENGTH OF
SCHEDULE

OPP. STRENGTH
OF SCHEDULE

TEAM
RPI

ADJ.
RPI

CONF.
RPI

ADJ CONF.
RPI

DIV. I ONLY	15- 12	138	6- 4	236	180	171	171	13	13
DIV. I NON-CONF.	8- 6	143	0- 0	288	211	203	203	16	16
<hr/>									
TOTALS	RPI 1-25	RPI 26-50	W-L RECORDS	RPI 51-100	RPI 101-999	RPI 201+			
15- 12	0- 0	0- 3	OVERALL	0- 6	15- 3	14- 0			
6- 5	0- 0	0- 2	HOME	0- 2	6- 1	5- 0			
8- 5	0- 0	0- 1	AWAY	0- 2	8- 2	8- 0			
1- 2	0- 0	0- 0	NEUTRAL	0- 2	1- 0	1- 0			
8- 6	0- 0	0- 1	NON-CONFERENCE	0- 4	8- 1	8- 0			
2- 3	0- 0	0- 1	HOME	0- 1	2- 1	2- 0			
5- 1	0- 0	0- 0	AWAY	0- 1	5- 0	5- 0			
1- 2	0- 0	0- 0	NEUTRAL	0- 2	1- 0	1- 0			
7- 6	0- 0	0- 2	CONFERENCE	0- 2	7- 2	6- 0			
4- 2	0- 0	0- 1	HOME	0- 1	4- 0	3- 0			
3- 4	0- 0	0- 1	AWAY	0- 1	3- 2	3- 0			
0- 0	0- 0	0- 0	NEUTRAL	0- 0	0- 0	0- 0			

RPI 1-25				RPI 26-50				RPI 51-100				RPI 101+				Team's RPI: 171	
RPI	S	Opponent	Score	RPI	S	Opponent	Score	RPI	S	Opponent	Score	RPI	S	Opponent	Score		
				32	A	South Dakota St.	59 95	56	A	Ameri can	53 66	109	A	Western Ill.	93 118		
				32	H	South Dakota St.	58 69	67	A	South Dakota	51 79	121	H	Colorado St.	56 61		
				38	H	Northern Colo.	63 71	67	H	South Dakota	60 82	187	A	Oral Roberts	60 90		
								73	H	Wyomi ng	51 61	187	H	Oral Roberts	70 54		
								85	N	Liberty	69 82	203	N	Eastern Mich.	60 54		
								87	N	Mi ami (OH)	52 69	240	A	Omaha	85 74		
												240	H	Omaha	81 60		
												276	A	North Dakota St.	78 73		
												276	H	North Dakota St.	98 79		
												282	A	UMKC	77 68		
												296	A	Utah St.	74 72		
												306	A	Air Force	75 54		
												313	H	Northern Ariz.	80 73		
												320	A	UMBC	70 48		
												326	A	Cal St. Fullerton	83 58		
												327	H	Utah Valley	72 53		
												331	A	Fort Wayne	73 55		
												331	H	Fort Wayne	86 65		
LAST 12 Division I GAMES:																	
				240	H	Omaha	81 60	109	A	Western Ill.	93 118						
				187	H	Oral Roberts	70 54	187	A	Oral Roberts	60 90						
				276	A	North Dakota St.	78 73	240	A	Omaha	85 74						
				32	A	South Dakota St.	59 95	276	H	North Dakota St.	98 79						
				331	H	Fort Wayne	86 65	32	H	South Dakota St.	58 69						
				67	H	South Dakota	60 82	331	A	Fort Wayne	73 55						

D
e
n
v
e
rD
e
n
v
e
r

Non-Div I Games: Chadron St. 99 55

Denver

Loss, **Non-Conf**, **S Site**, **H Home** **A Away** **N Neutral**

Average RPI Win:	332	WON-LOST	WINNING	LAST 10
Average RPI Loss:	136	RECORD	PCT. RANK	GAMES

DIV. I ONLY	2- 24	342	2- 8	164	109	319	319	11	11
DIV. I NON-CONF.	0- 11	337	0- 0	233	32	335	335	14	14
TOTALS	RPI 1-25	RPI 26-50	W-L RECORDS	RPI 51-100	RPI 101-999	RPI 201+			
2- 24	0- 1	0- 1	OVERALL	0- 7	2- 15	2- 7			
1- 12	0- 1	0- 1	HOME	0- 4	1- 6	1- 3			
1- 10	0- 0	0- 0	AWAY	0- 3	1- 7	1- 3			
0- 2	0- 0	0- 0	NEUTRAL	0- 0	0- 2	0- 1			
0- 11	0- 0	0- 1	NON-CONFERENCE	0- 3	0- 7	0- 4			
0- 5	0- 0	0- 1	HOME	0- 2	0- 2	0- 2			
0- 4	0- 0	0- 0	AWAY	0- 1	0- 3	0- 1			
0- 2	0- 0	0- 0	NEUTRAL	0- 0	0- 2	0- 1			
2- 13	0- 1	0- 0	CONFERENCE	0- 4	2- 8	2- 3			
1- 7	0- 1	0- 0	HOME	0- 2	1- 4	1- 1			
1- 6	0- 0	0- 0	AWAY	0- 2	1- 4	1- 2			
0- 0	0- 0	0- 0	NEUTRAL	0- 0	0- 0	0- 0			

RPI 1-25				RPI 26-50				RPI 51-100				RPI 101+				Team's RPI: 319	
RPI	S	Opponent	Score	RPI	S	Opponent	Score	RPI	S	Opponent	Score	RPI	S	Opponent	Score		
12	H	Green Bay	27 85	47	H	Michigan	50 86	58	H	Toledo	64 81	107	H	Milwaukee	61 70		
								59	H	Michigan St.	60 97	110	A	Western Mich.	62 74		
								75	A	IUPUI	62 90	118	A	Cleveland St.	50 75		
								75	H	IUPUI	59 91	118	H	Cleveland St.	76 90		
								87	A	Miami (OH)	64 91	136	N	Clemson	44 72		
								100	A	Wright St.	55 85	154	A	Kent St.	74 82		
								100	H	Wright St.	60 88	177	A	Youngstown St.	59 76		
												177	H	Youngstown St.	52 72		
												203	H	Eastern Mich.	76 78		
												213	H	Bowling Green	81 85		
												216	N	North Texas	57 63		
												218	A	Oakland	50 83		
												221	A	Illinois	65 73		
												241	A	Northern Ky.	60 64		
												241	H	Northern Ky.	67 78		
												332	A	Ill. -Chicago	61 58		
												332	H	Ill. -Chicago	73 60		
LAST 12 Division I GAMES:																	
				75	H	IUPUI	59 91	218	A	Oakland	50 83						
				332	H	Ill. -Chicago	73 60	107	H	Milwaukee	61 70						
				241	A	Northern Ky.	60 64	12	H	Green Bay	27 85						
				100	A	Wright St.	55 85	332	A	Ill. -Chicago	61 58						
				177	H	Youngstown St.	52 72	75	A	IUPUI	62 90						
				118	H	Cleveland St.	76 90	100	H	Wright St.	60 88						

Non-Div I Games:

Detroit Mercy

■ Loss, ■ Non-Conf, S Site, H Home A Away N Neutral

Average RPI Win:	211	WON-LOST	WINNING	LAST 10	STRENGTH OF	OPP. STRENGTH	TEAM	ADJ.	CONF.	ADJ CONF.
Average RPI Loss:	49	RECORD	PCT. RANK	GAMES	SCHEDULE	OF SCHEDULE	RPI	RPI	RPI	RPI
DIV. I ONLY	18- 7	57	10- 0	121	154	79	79	24	24	
DIV. I NON-CONF.	4- 7	226	0- 0	10	30	122	122	22	22	

TOTALS	RPI 1-25	RPI 26-50	W-L RECORDS	RPI 51-100	RPI 101-999	RPI 201+				
18- 7	0- 2	0- 2	OVERALL	3- 2	15- 1	9- 0				
10- 3	0- 0	0- 2	HOME	2- 1	8- 0	4- 0				
7- 3	0- 2	0- 0	AWAY	1- 1	6- 0	4- 0				
1- 1	0- 0	0- 0	NEUTRAL	0- 0	1- 1	1- 0				
4- 7	0- 2	0- 2	NON-CONFERENCE	1- 2	3- 1	1- 0				
3- 3	0- 0	0- 2	HOME	1- 1	2- 0	0- 0				
0- 3	0- 2	0- 0	AWAY	0- 1	0- 0	0- 0				
1- 1	0- 0	0- 0	NEUTRAL	0- 0	1- 1	1- 0				
14- 0	0- 0	0- 0	CONFERENCE	2- 0	12- 0	8- 0				
7- 0	0- 0	0- 0	HOME	1- 0	6- 0	4- 0				
7- 0	0- 0	0- 0	AWAY	1- 0	6- 0	4- 0				
0- 0	0- 0	0- 0	NEUTRAL	0- 0	0- 0	0- 0				

RPI 1-25				RPI 26-50				RPI 51-100 Team's RPI: 79				RPI 101+			
RPI	S	Opponent	Score	RPI	S	Opponent	Score	RPI	S	Opponent	Score	RPI	S	Opponent	Score
8	A	Oregon	77 110	32	H	South Dakota St.	78 85	64	H	Nebraska	84 89	105	N	George Mason	75 87
19	A	Iowa	66 79	42	H	Creighton	100 108	73	A	Wyomi ng	61 75	107	H	Mi l waukee	77 73
								85	H	Li berty	96 68	111	H	Iowa St.	83 80
								99	A	Missouri St.	80 68	147	A	UNI	72 67
								99	H	Missouri St.	84 65	147	H	UNI	81 64
												163	A	Southern Ill.	75 64
												163	H	Southern Ill.	84 73
												253	A	Ill i noi s St.	65 58
												261	A	Indi ana St.	84 51
												261	H	Indi ana St.	85 64
												270	A	Bradl ey	84 75
												293	H	Val parai so	86 50
												300	H	Loyol a Chi cago	72 46
												338	N	Mi ssi ssi ppi Val .	96 60
												349	A	Evansvi lle	101 50
												349	H	Evansvi lle	107 66

LAST 12 Division I GAMES:															
				147	A	UNI	72 67	253	A	Ill i noi s St.	65 58				
				261	A	Indi ana St.	84 51	147	H	UNI	81 64				
				349	A	Evansvi lle	101 50	349	H	Evansvi lle	107 66				
				99	H	Missouri St.	84 65	261	H	Indi ana St.	85 64				
				163	H	Southern Ill.	84 73	163	A	Southern Ill.	75 64				
				270	A	Bradl ey	84 75	99	A	Missouri St.	80 68				

Non-Div I Games: Iowa Wesleyan 102 25

Drake

Average RPI Win: 198

Average RPI Loss: 63

WON-LOST
RECORDWINNING
PCT. RANKLAST 10
GAMESSTRENGTH OF
SCHEDULEOPP. STRENGTH
OF SCHEDULETEAM
RPIADJ.
RPICONF.
RPIADJ CONF.
RPIDIV. I ONLY
DIV. I NON-CONF.20- 6
8- 442
879- 1
0- 0142
191137
10153
9153
9110
1210
12

TOTALS

RPI 1-25

RPI 26-50

W-L RECORDS

RPI 51-100

RPI 101-999

RPI 201+

20- 6

0- 0

0- 1

OVERALL

1- 5

19- 0

11- 0

11- 0

0- 0

0- 0

HOME

1- 0

10- 0

6- 0

8- 4

0- 0

0- 1

AWAY

0- 3

8- 0

5- 0

1- 2

0- 0

0- 0

NEUTRAL

0- 2

1- 0

0- 0

8- 4

0- 0

0- 1

NON-CONFERENCE

0- 3

8- 0

5- 0

4- 0

0- 0

0- 0

HOME

0- 0

4- 0

3- 0

3- 2

0- 0

0- 1

AWAY

0- 1

3- 0

2- 0

1- 2

0- 0

0- 0

NEUTRAL

0- 2

1- 0

0- 0

12- 2

0- 0

0- 0

CONFERENCE

1- 2

11- 0

6- 0

7- 0

0- 0

0- 0

HOME

1- 0

6- 0

3- 0

5- 2

0- 0

0- 0

AWAY

0- 2

5- 0

3- 0

0- 0

0- 0

0- 0

NEUTRAL

0- 0

0- 0

0- 0

RPI 1-25

RPI 26-50

RPI 51-100

Team's RPI: 53

RPI 101+

RPI S Opponent Score

RPI S Opponent Score

RPI S Opponent Score

RPI S Opponent Score

31 A Syracuse 62 72

52 A El on 58 70

102 N Butler 76 62

52 H El on 58 56

123 H Bucknell I 63 54

65 N West Virginia 42 75

128 H Delaware 74 53

71 A James Madison 48 56

144 A Northeastern 69 58

76 N Virginia Tech 67 79

144 H Northeastern 58 50

83 A Penn St. 70 84

151 A Saint Joseph's 65 58

152 A William & Mary 65 58

152 H William & Mary 54 34

228 H Lafayette 52 37

235 H La Salle 79 54

238 A Niagara 66 65

239 A Hofstra 58 47

239 H Hofstra 47 38

251 A Col. of Charleston 80 53

260 A UNCW 58 40

260 H UNCW 68 42

264 H Cornell I 61 39

267 H Towson 78 53

333 A Delaware St. 73 52

LAST 12 Division I GAMES:

152 H William & Mary 54 34

52 H El on 58 56

260 A UNCW 58 40

239 A Hofstra 58 47

52 A El on 58 70

144 A Northeastern 69 58

251 A Col. of Charleston 80 53

260 H UNCW 68 42

267 H Towson 78 53

71 A James Madison 48 56

144 H Northeastern 58 50

152 A William & Mary 65 58

D
r
e
x
e
lD
r
e
x
e
l

Non-Div I Games:

Drexel

Loss, Non-Conf, S Site, H Home A Away N Neutral

Average RPI Win:	139	WON-LOST	WINNING	LAST 10	STRENGTH OF	OPP. STRENGTH	TEAM	ADJ.	CONF.	ADJ CONF.
Average RPI Loss:	32	RECORD	PCT. RANK	GAMES	SCHEDULE	OF SCHEDULE	RPI	RPI	RPI	RPI
DIV. I ONLY	20- 7	49	7- 3	33	28	17	17	1	1	
DIV. I NON-CONF.	11- 2	22	0- 0	71	98	19	19	1	1	

TOTALS	RPI 1-25	RPI 26-50	W-L RECORDS	RPI 51-100	RPI 101-999	RPI 201+				
20- 7	2- 4	2- 2	OVERALL	7- 0	9- 1	5- 0				
14- 1	2- 1	2- 0	HOME	5- 0	5- 0	3- 0				
6- 6	0- 3	0- 2	AWAY	2- 0	4- 1	2- 0				
0- 0	0- 0	0- 0	NEUTRAL	0- 0	0- 0	0- 0				
11- 2	1- 2	1- 0	NON-CONFERENCE	3- 0	6- 0	5- 0				
9- 0	1- 0	1- 0	HOME	3- 0	4- 0	3- 0				
2- 2	0- 2	0- 0	AWAY	0- 0	2- 0	2- 0				
0- 0	0- 0	0- 0	NEUTRAL	0- 0	0- 0	0- 0				
9- 5	1- 2	1- 2	CONFERENCE	4- 0	3- 1	0- 0				
5- 1	1- 1	1- 0	HOME	2- 0	1- 0	0- 0				
4- 4	0- 1	0- 2	AWAY	2- 0	2- 1	0- 0				
0- 0	0- 0	0- 0	NEUTRAL	0- 0	0- 0	0- 0				

RPI	S	Opponent	Score	RPI	S	Opponent	Score	RPI	S	Opponent	Score	RPI	S	Opponent	Score
2	H	Notre Dame	54 72	31	A	Syracuse	65 68	66	H	Georgia Tech	77 59	104	A	North Carolina	86 92
4	A	Louisville	60 66	35	H	Virginia	55 48	73	H	Wyoming	63 40	136	A	Clemson	60 35
7	H	Ohio St.	69 60	39	H	Oregon St.	72 65	76	A	Virginia Tech	86 75	170	A	Pittsburgh	58 46
16	A	South Carolina	52 72	44	A	Miami (FL)	48 51	82	H	Maine	69 39	194	H	Boston College	75 50
18	H	NC State	69 56					85	H	Liberty	68 51	200	H	High Point	77 50
24	A	Villanova	55 64					97	A	Wake Forest	80 67	226	H	UNCG	85 54
								97	H	Wake Forest	59 51	274	H	Presbyterian	79 45
												277	A	Old Dominion	84 51
												278	A	Grand Canyon	74 61
												342	H	Winthrop	101 30

LAST 12 Division I GAMES:															
31	A	Syracuse	65 68	194	H	Boston College	75 50								
136	A	Clemson	60 35	104	A	North Carolina	86 92								
97	H	Wake Forest	59 51	76	A	Virginia Tech	86 75								
2	H	Notre Dame	54 72	35	H	Virginia	55 48								
66	H	Georgia Tech	77 59	97	A	Wake Forest	80 67								
170	A	Pittsburgh	58 46	18	H	NC State	69 56								

Non-Div I Games:

Duke

Average RPI Win: 196	WON-LOST RECORD	WINNING PCT. RANK	LAST 10 GAMES	STRENGTH OF SCHEDULE	OPP. STRENGTH OF SCHEDULE	TEAM RPI	ADJ. RPI	CONF. RPI	ADJ CONF. RPI
Average RPI Loss: 90									
DIV. I ONLY	22- 5	23	8- 2	208	101	62	62	12	12
DIV. I NON-CONF.	10- 3	52	0- 0	163	47	51	51	10	10

TOTALS	RPI 1-25	RPI 26-50	W-L RECORDS	RPI 51-100	RPI 101-999	RPI 201+			
22- 5	0- 1	2- 1	OVERALL	2- 0	18- 3	11- 0			
12- 1	0- 0	1- 0	HOME	1- 0	10- 1	8- 0			
9- 3	0- 0	1- 1	AWAY	1- 0	7- 2	2- 0			
1- 1	0- 1	0- 0	NEUTRAL	0- 0	1- 0	1- 0			
10- 3	0- 1	2- 0	NON-CONFERENCE	1- 0	7- 2	5- 0			
6- 0	0- 0	1- 0	HOME	1- 0	4- 0	3- 0			
3- 2	0- 0	1- 0	AWAY	0- 0	2- 2	1- 0			
1- 1	0- 1	0- 0	NEUTRAL	0- 0	1- 0	1- 0			
12- 2	0- 0	0- 1	CONFERENCE	1- 0	11- 1	6- 0			
6- 1	0- 0	0- 0	HOME	0- 0	6- 1	5- 0			
6- 1	0- 0	0- 1	AWAY	1- 0	5- 0	1- 0			
0- 0	0- 0	0- 0	NEUTRAL	0- 0	0- 0	0- 0			

RPI S Opponent Score	RPI S Opponent Score	RPI S Opponent Score	RPI S Opponent Score
1 N UConn 52 104	27 H Central Mich. 64 61	58 H Toledo 73 54	105 H George Mason 71 64
	33 A Dayton 70 79	91 A George Washington 54 53	122 A Saint Louis 76 66
	35 A Virginia 74 63		125 A ETSU 77 81
			129 H Saint Francis (PA) 87 68
			139 A Charlotte 72 75
			151 A Saint Joseph's 61 42
			151 H Saint Joseph's 50 69
			170 A Pittsburgh 66 53
			178 A Davidson 79 54
			201 A Richmond 78 70
			210 H Akron 66 60
			211 N N.C. A&T 73 60
			235 H La Salle 78 50
			255 H St. Bonaventure 73 59
			281 H Massachusetts 60 57
			284 A VCU 70 51
			284 H VCU 80 71
			286 H Central Conn. St. 83 58
			324 H Rhode Island 80 71
			337 H Iona 80 59
			342 A Winthrop 81 54
LAST 12 Division I GAMES:			
324 H Rhode Island 80 71	255 H St. Bonaventure 73 59		
122 A Saint Louis 76 66	151 A Saint Joseph's 61 42		
151 H Saint Joseph's 50 69	105 H George Mason 71 64		
284 H VCU 80 71	235 H La Salle 78 50		
201 A Richmond 78 70	91 A George Washington 54 53		
33 A Dayton 70 79	284 A VCU 70 51		

Non-Div I Games:

Duquesne

Average RPI Win:	223	WON-LOST	WINNING	LAST 10	STRENGTH OF	OPP. STRENGTH	TEAM	ADJ.	CONF.	ADJ CONF.
Average RPI Loss:	88	RECORD	PCT. RANK	GAMES	SCHEDULE	OF SCHEDULE	RPI	RPI	RPI	RPI
DIV. I ONLY	16- 10	107	8- 2	196	96	125	125	17	17	
DIV. I NON-CONF.	6- 8	209	0- 0	165	27	168	168	17	17	

TOTALS	RPI 1-25	RPI 26-50	W-L RECORDS	RPI 51-100	RPI 101-999	RPI 201+				
16- 10	0- 3	0- 0	OVERALL	1- 4	15- 3	9- 2				
9- 3	0- 0	0- 0	HOME	1- 2	8- 1	4- 1				
7- 4	0- 2	0- 0	AWAY	0- 1	7- 1	5- 1				
0- 3	0- 1	0- 0	NEUTRAL	0- 1	0- 1	0- 0				
6- 8	0- 3	0- 0	NON-CONFERENCE	1- 3	5- 2	4- 1				
3- 2	0- 0	0- 0	HOME	1- 1	2- 1	1- 1				
3- 3	0- 2	0- 0	AWAY	0- 1	3- 0	3- 0				
0- 3	0- 1	0- 0	NEUTRAL	0- 1	0- 1	0- 0				
10- 2	0- 0	0- 0	CONFERENCE	0- 1	10- 1	5- 1				
6- 1	0- 0	0- 0	HOME	0- 1	6- 0	3- 0				
4- 1	0- 0	0- 0	AWAY	0- 0	4- 1	2- 1				
0- 0	0- 0	0- 0	NEUTRAL	0- 0	0- 0	0- 0				

RPI 1-25				RPI 26-50				RPI 51-100				RPI 101+ Team's RPI: 125			
RPI	S	Opponent	Score	RPI	S	Opponent	Score	RPI	S	Opponent	Score	RPI	S	Opponent	Score
2	N	Notre Dame	46 77					57	A	Houston	69 88	110	N	Western Mi ch.	79 87
11	A	Tennessee	49 87					59	H	Michigan St.	74 83	114	A	Chattanooga	61 55
18	A	NC State	58 70					61	H	Mercer	65 85	114	H	Chattanooga	65 58
								62	H	Duquesne	81 77	132	H	Cincinnati	87 77
								98	N	Washington St.	76 80	145	H	Samford	76 48
												176	A	Furman	69 57
												176	H	Furman	56 46
												226	A	UNCG	61 65
												226	H	UNCG	60 52
												241	H	Northern Ky.	45 57
												272	A	Appalachian St.	70 57
												297	A	Murray St.	96 68
												298	A	Wofford	61 58
												298	H	Wofford	82 53
												307	A	Western Caro.	76 46
												307	H	Western Caro.	66 50
												308	H	Tennessee Tech	74 55
												342	A	Winthrop	74 63

LAST 12 Division I GAMES:															
176	H	Furman	56 46	61	H	Mercer	65 85								
298	H	Wofford	82 53	298	A	Wofford	61 58								
114	A	Chattanooga	61 55	176	A	Furman	69 57								
307	A	Western Caro.	76 46	114	H	Chattanooga	65 58								
226	A	UNCG	61 65	226	H	UNCG	60 52								
145	H	Samford	76 48	307	H	Western Caro.	66 50								

Non-Div I Games: North Greenville 90 67

ETSU

Average RPI Win:	218	WON-LOST	WINNING	LAST 10	STRENGTH OF	OPP. STRENGTH	TEAM	ADJ.	CONF.	ADJ CONF.
Average RPI Loss:	140	RECORD	PCT. RANK	GAMES	SCHEDULE	OF SCHEDULE	RPI	RPI	RPI	RPI
DIV. I ONLY	14- 12	149	6- 4	207	143	198	198	8	8	
DIV. I NON-CONF.	8- 5	111	0- 0	316	342	250	250	7	7	

TOTALS	RPI 1-25	RPI 26-50	W-L RECORDS	RPI 51-100	RPI 101-999	RPI 201+				
14- 12	0- 2	0- 0	OVERALL	1- 1	13- 9	8- 2				
11- 4	0- 1	0- 0	HOME	1- 0	10- 3	6- 0				
2- 6	0- 0	0- 0	AWAY	0- 1	2- 1	1- 0				
1- 2	0- 0	0- 0	NEUTRAL	0- 0	1- 2	1- 0				
8- 5	0- 0	0- 0	NON-CONFERENCE	0- 0	8- 5	7- 1				
6- 2	0- 0	0- 0	HOME	0- 0	6- 2	5- 0				
1- 1	0- 0	0- 0	AWAY	0- 0	1- 1	1- 1				
1- 2	0- 0	0- 0	NEUTRAL	0- 0	1- 2	1- 0				
6- 7	0- 2	0- 0	CONFERENCE	1- 1	5- 4	1- 1				
5- 2	0- 1	0- 0	HOME	1- 0	4- 1	1- 0				
1- 5	0- 1	0- 0	AWAY	0- 1	1- 3	0- 1				
0- 0	0- 0	0- 0	NEUTRAL	0- 0	0- 0	0- 0				

RPI 1-25				RPI 26-50				RPI 51-100				RPI 101+ Team's RPI: 198			
RPI	S	Opponent	Score	RPI	S	Opponent	Score	RPI	S	Opponent	Score	RPI	S	Opponent	Score
1	H	UConn	35 96					57	A	Houston	81 97	113	A	Tulane	58 64
22	A	South Fla.	47 88					57	H	Houston	80 78	132	A	Cincinnati	79 70
												132	H	Cincinnati	54 66
												135	H	Wichita St.	77 67
												139	H	Charlotte	58 55
												152	H	William & Mary	65 71
												166	N	UTEP	79 93
												172	H	Tulsa	73 67
												179	N	Jacksonville St.	73 82
												196	A	Memphis	36 72
												196	H	Memphis	75 62
												201	H	Richmond	64 65
												205	A	SMU	51 65
												205	H	SMU	76 47
												215	H	Norfolk St.	51 46
												260	A	UNCW	62 66
												271	H	UMES	64 54
												275	N	Rider	66 63
												285	H	USC Upstate	66 53
												301	A	Kennesaw St.	66 56
												334	H	N. C. Central	73 61
												341	H	Savannah St.	103 37
LAST 12 Division I GAMES:															
				57	A	Houston	81 97					113	A	Tulane	58 64
				196	H	Memphis	75 62					57	H	Houston	80 78
				22	A	South Fla.	47 88					205	A	SMU	51 65
				205	H	SMU	76 47					172	H	Tulsa	73 67
				135	H	Wichita St.	77 67					196	A	Memphis	36 72
				132	A	Cincinnati	79 70					1	H	UConn	35 96

Non-Div I Games:

East Carolina

Average RPI Win:	339	WON-LOST	WINNING	LAST 10	STRENGTH OF	OPP. STRENGTH	TEAM	ADJ.	CONF.	ADJ CONF.
Average RPI Loss:	206	RECORD	PCT. RANK	GAMES	SCHEDULE	OF SCHEDULE	RPI	RPI	RPI	RPI
DIV. I ONLY	2- 25	345	0- 10	277	321	346	346	25	25	
DIV. I NON-CONF.	1- 10	327	0- 0	290	327	345	345	27	27	

TOTALS	RPI 1-25	RPI 26-50	W-L RECORDS	RPI 51-100	RPI 101-999	RPI 201+				
2- 25	0- 0	0- 0	OVERALL	0- 3	2- 22	2- 12				
2- 10	0- 0	0- 0	HOME	0- 1	2- 9	2- 6				
0- 14	0- 0	0- 0	AWAY	0- 2	0- 12	0- 6				
0- 1	0- 0	0- 0	NEUTRAL	0- 0	0- 1	0- 0				
1- 10	0- 0	0- 0	NON-CONFERENCE	0- 1	1- 9	1- 4				
1- 4	0- 0	0- 0	HOME	0- 0	1- 4	1- 3				
0- 5	0- 0	0- 0	AWAY	0- 1	0- 4	0- 1				
0- 1	0- 0	0- 0	NEUTRAL	0- 0	0- 1	0- 0				
1- 15	0- 0	0- 0	CONFERENCE	0- 2	1- 13	1- 8				
1- 6	0- 0	0- 0	HOME	0- 1	1- 5	1- 3				
0- 9	0- 0	0- 0	AWAY	0- 1	0- 8	0- 5				
0- 0	0- 0	0- 0	NEUTRAL	0- 0	0- 0	0- 0				

RPI 1-25				RPI 26-50				RPI 51-100				RPI 101+ Team's RPI: 346					
RPI	S	Opponent	Score	RPI	S	Opponent	Score	RPI	S	Opponent	Score	RPI	S	Opponent	Score		
								68	A	Belmont	37	59	118	A	Cleveland St.	69	77
								68	H	Belmont	58	86	128	N	Delaware	37	66
								100	A	Wright St.	46	81	131	H	Northern Ill.	64	93
												151	A	Saint Joseph's	62	80	
												153	A	SIUE	52	62	
												179	H	Jacksonville St.	50	59	
												190	A	Northwestern	40	74	
												191	A	UT Martin	57	85	
												191	H	UT Martin	44	72	
												199	A	Morehead St.	81	89	
												216	H	North Texas	61	63	
												222	A	Southeast Mo. St.	48	51	
												222	H	Southeast Mo. St.	54	77	
												243	A	Austin Peay	59	69	
												243	H	Austin Peay	66	75	
												270	H	Bradley	52	67	
												293	H	Valparaiso	67	76	
												297	A	Murray St.	61	72	
												304	A	Eastern Ky.	51	67	
												308	H	Tennessee Tech	57	60	
												328	A	Tennessee St.	68	86	
												328	H	Tennessee St.	66	59	
												331	A	Fort Wayne	77	93	
												349	H	Evansville	79	52	
LAST 12 Division I GAMES:																	
				191	A	UT Martin	57	85	328	A	Tennessee St.	68	86				
				222	A	Southeast Mo. St.	48	51	68	A	Belmont	37	59				
				243	H	Austin Peay	66	75	222	H	Southeast Mo. St.	54	77				
				153	A	SIUE	52	62	191	H	UT Martin	44	72				
				308	H	Tennessee Tech	57	60	68	H	Belmont	58	86				
				179	H	Jacksonville St.	50	59	328	H	Tennessee St.	66	59				

Non-Div I Games:

Eastern Ill.

Average RPI Win:	268	WON-LOST	WINNING	LAST 10	STRENGTH OF	OPP. STRENGTH	TEAM	ADJ.	CONF.	ADJ CONF.
Average RPI Loss:	186	RECORD	PCT. RANK	GAMES	SCHEDULE	OF SCHEDULE	RPI	RPI	RPI	RPI
DIV. I ONLY	7- 17	280	3- 7	296	242	304	304	25	25	
DIV. I NON-CONF.	2- 6	280	0- 0	302	75	296	296	27	27	

TOTALS	RPI 1-25	RPI 26-50	W-L RECORDS	RPI 51-100	RPI 101-999	RPI 201+				
7- 17	0- 0	0- 0	OVERALL	0- 3	7- 14	5- 7				
5- 6	0- 0	0- 0	HOME	0- 2	5- 4	3- 1				
2- 11	0- 0	0- 0	AWAY	0- 1	2- 10	2- 6				
0- 0	0- 0	0- 0	NEUTRAL	0- 0	0- 0	0- 0				
2- 6	0- 0	0- 0	NON-CONFERENCE	0- 1	2- 5	2- 2				
1- 2	0- 0	0- 0	HOME	0- 1	1- 1	1- 0				
1- 4	0- 0	0- 0	AWAY	0- 0	1- 4	1- 2				
0- 0	0- 0	0- 0	NEUTRAL	0- 0	0- 0	0- 0				
5- 11	0- 0	0- 0	CONFERENCE	0- 2	5- 9	3- 5				
4- 4	0- 0	0- 0	HOME	0- 1	4- 3	2- 1				
1- 7	0- 0	0- 0	AWAY	0- 1	1- 6	1- 4				
0- 0	0- 0	0- 0	NEUTRAL	0- 0	0- 0	0- 0				

E
a
s
t
e
r
n
K
y
.E
a
s
t
e
r
n
K
y
.

RPI 1-25				RPI 26-50				RPI 51-100				RPI 101+ Team's RPI: 304					
RPI	S	Opponent	Score	RPI	S	Opponent	Score	RPI	S	Opponent	Score	RPI	S	Opponent	Score		
								68	A	Belmont	62	95	105	A	George Mason	41	64
								68	H	Belmont	55	77	132	A	Cincinnati	53	64
								86	H	Ohio	57	69	153	H	SIUE	60	62
													154	H	Kent St.	57	65
													179	A	Jacksonville St.	51	65
													179	H	Jacksonville St.	48	44
													191	A	UT Martin	49	77
													191	H	UT Martin	54	72
													199	H	Morehead St.	59	56
													210	A	Akron	45	62
													213	A	Bowling Green	60	77
													222	A	Southeast Mo. St.	55	69
													226	H	UNCG	70	59
													243	A	Austin Peay	45	59
													297	A	Murray St.	68	75
													307	A	Western Caro.	62	59
													308	A	Tennessee Tech	76	68
													308	H	Tennessee Tech	55	53
													328	A	Tennessee St.	58	69
													328	H	Tennessee St.	58	59
													346	H	Eastern Ill.	67	51
LAST 12 Division I GAMES:																	
328	A	Tennessee St.	58	69	297	A	Murray St.	68	75								
68	A	Belmont	62	95	243	A	Austin Peay	45	59								
199	H	Morehead St.	59	56	179	H	Jacksonville St.	48	44								
191	H	UT Martin	54	72	308	H	Tennessee Tech	55	53								
328	H	Tennessee St.	58	59	222	A	Southeast Mo. St.	55	69								
68	H	Belmont	55	77	191	A	UT Martin	49	77								

Non-Div I Games: Ohio Christian 69 45

Eastern Ky.

■ Loss,
 ■ Non-Conf,
 ■ S Site,
 ■ Home
 ■ A Away
 N Neutral

Average RPI Win:	188	WON-LOST	WINNING	LAST 10	STRENGTH OF	OPP. STRENGTH	TEAM	ADJ.	CONF.	ADJ CONF.
Average RPI Loss:	135	RECORD	PCT. RANK	GAMES	SCHEDULE	OF SCHEDULE	RPI	RPI	RPI	RPI
DIV. I ONLY	9- 15	239	4- 6	148	126	203	203	7	7	
DIV. I NON-CONF.	3- 7	254	0- 0	326	338	308	308	8	8	

TOTALS	RPI 1-25	RPI 26-50	W-L RECORDS	RPI 51-100	RPI 101-999	RPI 201+				
9- 15	0- 1	0- 4	OVERALL	3- 1	6- 9	4- 4				
5- 4	0- 0	0- 1	HOME	2- 1	3- 2	2- 1				
4- 10	0- 1	0- 3	AWAY	1- 0	3- 6	2- 3				
0- 1	0- 0	0- 0	NEUTRAL	0- 0	0- 1	0- 0				
3- 7	0- 0	0- 1	NON-CONFERENCE	0- 0	3- 6	3- 3				
2- 0	0- 0	0- 0	HOME	0- 0	2- 0	2- 0				
1- 6	0- 0	0- 1	AWAY	0- 0	1- 5	1- 3				
0- 1	0- 0	0- 0	NEUTRAL	0- 0	0- 1	0- 0				
6- 8	0- 1	0- 3	CONFERENCE	3- 1	3- 3	1- 1				
3- 4	0- 0	0- 1	HOME	2- 1	1- 2	0- 1				
3- 4	0- 1	0- 2	AWAY	1- 0	2- 1	1- 0				
0- 0	0- 0	0- 0	NEUTRAL	0- 0	0- 0	0- 0				

RPI	S	Opponent	Score	RPI	S	Opponent	Score	RPI	S	Opponent	Score	RPI	S	Opponent	Score	Team's RPI: 203
15	A	Buffalo	92 97	27	A	Central Mich.	82 95	58	H	Toledo	70 57	110	H	Western Mich.	69 67	
				27	H	Central Mich.	72 95	86	H	Ohio	73 58	118	A	Cleveland St.	65 77	
				34	A	Minnesota	56 80	87	A	Miami (OH)	74 59	131	A	Northern Ill.	83 76	
				40	A	Ball St.	85 91	87	H	Miami (OH)	69 73	142	A	Loyola Marymount	64 73	
												154	A	Kent St.	69 76	
												154	H	Kent St.	60 67	
												171	N	Denver	54 60	
												210	H	Akron	65 77	
												213	A	Bowling Green	54 52	
												253	A	Illinois St.	56 65	
												255	A	St. Bonaventure	51 70	
												319	A	Detroit Mercy	78 76	
												332	A	Ill. -Chicago	70 73	
												340	H	Florida A&M	83 61	
												347	H	Longwood	73 44	

LAST 12 Division I GAMES:																
				27	A	Central Mich.	82 95	87	H	Miami (OH)	69 73					
				86	H	Ohio	73 58	131	A	Northern Ill.	83 76					
				210	H	Akron	65 77	110	H	Western Mich.	69 67					
				40	A	Ball St.	85 91	87	A	Miami (OH)	74 59					
				27	H	Central Mich.	72 95	154	A	Kent St.	69 76					
				15	A	Buffalo	92 97	58	H	Toledo	70 57					

Non-Div I Games: Rochester College 62 29

Eastern Mich.

Average RPI Win:	238	WON-LOST	WINNING	LAST 10	STRENGTH OF	OPP. STRENGTH	TEAM	ADJ.	CONF.	ADJ CONF.
Average RPI Loss:	104	RECORD	PCT. RANK	GAMES	SCHEDULE	OF SCHEDULE	RPI	RPI	RPI	RPI
DIV. I ONLY	12- 13	189	6- 4	161	119	173	173	19	19	
DIV. I NON-CONF.	4- 7	226	0- 0	73	145	165	165	15	15	

TOTALS	RPI 1-25	RPI 26-50	W-L RECORDS	RPI 51-100	RPI 101-999	RPI 201+				
12- 13	0- 1	0- 4	OVERALL	0- 1	12- 7	7- 1				
8- 3	0- 0	0- 1	HOME	0- 0	8- 2	4- 0				
3- 9	0- 1	0- 3	AWAY	0- 0	3- 5	3- 1				
1- 1	0- 0	0- 0	NEUTRAL	0- 1	1- 0	0- 0				
4- 7	0- 1	0- 2	NON-CONFERENCE	0- 1	4- 3	2- 0				
2- 2	0- 0	0- 0	HOME	0- 0	2- 2	1- 0				
1- 4	0- 1	0- 2	AWAY	0- 0	1- 1	1- 0				
1- 1	0- 0	0- 0	NEUTRAL	0- 1	1- 0	0- 0				
8- 6	0- 0	0- 2	CONFERENCE	0- 0	8- 4	5- 1				
6- 1	0- 0	0- 1	HOME	0- 0	6- 0	3- 0				
2- 5	0- 0	0- 1	AWAY	0- 0	2- 4	2- 1				
0- 0	0- 0	0- 0	NEUTRAL	0- 0	0- 0	0- 0				

RPI 1-25				RPI 26-50				RPI 51-100				RPI 101+ Team's RPI: 173			
RPI	S	Opponent	Score	RPI	S	Opponent	Score	RPI	S	Opponent	Score	RPI	S	Opponent	Score
8	A	Oregon	40 81	38	A	Northern Colo.	62 68	78	N	Saint Mary's (CA)	56 76	126	A	Portland St.	60 75
				38	H	Northern Colo.	65 70					126	H	Portland St.	64 57
				43	A	Purdue	40 65					127	A	Fresno St.	56 81
				48	A	Gonzaga	45 69					130	A	Idaho	71 85
												130	H	Idaho	71 64
												140	H	BYU	69 73
												158	H	Cal Poly	75 72
												165	H	Boise St.	57 61
												174	A	North Dakota	79 81
												174	H	North Dakota	74 70
												191	N	UT Martin	61 58
												234	A	Montana St.	74 77
												248	A	Montana	75 72
												279	A	Sacramento St.	83 72
												279	H	Sacramento St.	83 76
												306	A	Air Force	65 63
												313	H	Northern Ariz.	82 62
												321	H	Southern Utah	58 41
												327	H	Utah Valley	61 41

LAST 12 Division I GAMES:															
234	A	Montana St.	74 77	174	A	North Dakota	79 81								
248	A	Montana	75 72	321	H	Southern Utah	58 41								
130	A	Idaho	71 85	313	H	Northern Ariz.	82 62								
126	H	Portland St.	64 57	130	H	Idaho	71 64								
279	H	Sacramento St.	83 76	279	A	Sacramento St.	83 72								
38	A	Northern Colo.	62 68	126	A	Portland St.	60 75								

Non-Div I Games: Multnomah 88 42

Eastern Wash.

Average RPI Win: 297	WON-LOST RECORD	WINNING PCT. RANK	LAST 10 GAMES	STRENGTH OF SCHEDULE	OPP. STRENGTH OF SCHEDULE	TEAM RPI	ADJ. RPI	CONF. RPI	ADJ CONF. RPI
Average RPI Loss: 212									
DIV. I ONLY	1- 22	347	0- 10	300	301	349	349	24	24
DIV. I NON-CONF.	1- 8	313	0- 0	312	343	347	347	22	22

TOTALS	RPI 1-25	RPI 26-50	W-L RECORDS	RPI 51-100	RPI 101-999	RPI 201+			
1- 22	0- 0	0- 1	OVERALL	0- 4	1- 17	1- 13			
1- 8	0- 0	0- 0	HOME	0- 2	1- 6	1- 3			
0- 14	0- 0	0- 0	AWAY	0- 1	0- 3	0- 3			
0- 0	0- 0	0- 0	NEUTRAL	0- 0	0- 0	0- 0			
1- 8	0- 0	0- 1	NON-CONFERENCE	0- 1	1- 6	1- 5			
1- 1	0- 0	0- 0	HOME	0- 0	1- 1	1- 0			
0- 7	0- 0	0- 1	AWAY	0- 1	0- 5	0- 5			
0- 0	0- 0	0- 0	NEUTRAL	0- 0	0- 0	0- 0			
0- 14	0- 0	0- 0	CONFERENCE	0- 3	0- 11	0- 8			
0- 7	0- 0	0- 0	HOME	0- 2	0- 5	0- 3			
0- 7	0- 0	0- 0	AWAY	0- 1	0- 6	0- 5			
0- 0	0- 0	0- 0	NEUTRAL	0- 0	0- 0	0- 0			

RPI 1-25	RPI 26-50	RPI 51-100	RPI 101+	Team's RPI: 349
RPI S Opponent Score	RPI S Opponent Score	RPI S Opponent Score	RPI S Opponent Score	
	46 A Western Ky. 54 92	79 A Drake 66 107	147 A UNI 41 65	
		79 H Drake 50 101	147 H UNI 60 85	
		96 A Kentucky 62 100	163 H Southern Ill. 62 74	
		99 H Missouri St. 65 95	199 H Morehead St. 75 82	
			222 A Southeast Mo. St. 65 74	
			243 A Austin Peay 73 82	
			253 A Illinois St. 44 70	
			253 H Illinois St. 43 67	
			261 A Indiana St. 48 56	
			261 H Indiana St. 57 66	
			270 A Bradley 47 92	
			270 H Bradley 59 117	
			293 A Valparaiso 59 101	
			297 H Murray St. 89 81	
			300 A Loyola Chicago 63 82	
			314 A Alabama A&M 56 70	
			332 A Ill. -Chicago 77 96	
			346 A Eastern Ill. 52 79	
LAST 12 Division I GAMES:				
	253 A Illinois St. 44 70	293 A Valparaiso 59 101		
	270 A Bradley 47 92	270 H Bradley 59 117		
	147 H UNI 60 85	253 H Illinois St. 43 67		
	79 H Drake 50 101	79 A Drake 66 107		
	261 H Indiana St. 57 66	147 A UNI 41 65		
	300 A Loyola Chicago 63 82	261 A Indiana St. 48 56		

Non-Div I Games: Oakland City 96 59 Westminster (MO) 79 53

FGCU				Average RPI Win: 199		WON-LOST RECORD		WINNING PCT. RANK		LAST 10 GAMES		STRENGTH OF SCHEDULE		OPP. STRENGTH OF SCHEDULE		TEAM RPI		ADJ. RPI		CONF. RPI		ADJ CONF. RPI	
Average RPI Loss: 110																							
DIV. I ONLY				22- 4		10		9- 1		175		158		51		51		23		23			
DIV. I NON-CONF.				11- 3		45		0- 0		60		53		26		26		21		21			
TOTALS				RPI 1-25		RPI 26-50		W-L RECORDS		RPI 51-100		RPI 101-999		RPI 201+									
22- 4				0- 1		2- 0		OVERALL		4- 1		16- 2		12- 1									
11- 0				0- 0		1- 0		HOME		3- 0		7- 0		5- 0									
9- 2				0- 0		0- 0		AWAY		1- 0		8- 0		7- 0									
2- 2				0- 1		1- 0		NEUTRAL		0- 1		1- 0		0- 0									
11- 3				0- 1		2- 0		NON-CONFERENCE		2- 1		7- 1		4- 0									
5- 0				0- 0		1- 0		HOME		2- 0		2- 0		1- 0									
4- 1				0- 0		0- 0		AWAY		0- 0		4- 1		3- 0									
2- 2				0- 1		1- 0		NEUTRAL		0- 1		1- 0		0- 0									
11- 1				0- 0		0- 0		CONFERENCE		2- 0		9- 1		8- 1									
6- 0				0- 0		0- 0		HOME		1- 0		5- 0		4- 0									
5- 1				0- 0		0- 0		AWAY		1- 0		4- 1		4- 1									
0- 0				0- 0		0- 0		NEUTRAL		0- 0		0- 0		0- 0									

RPI 1-25				RPI 26-50				RPI 51-100				RPI 101+			
RPI	S	Opponent	Score	RPI	S	Opponent	Score	RPI	S	Opponent	Score	RPI	S	Opponent	Score
7	N	Ohio St.	62 104	28	N	DePaul	89 84	68	N	Belmont	65 75	114	A	Chattanooga	61 68
				32	H	South Dakota St.	87 78	72	H	Harvard	65 56	153	H	SIUE	66 49
								92	A	Jacksonville	65 63	154	N	Kent St.	80 62
								92	H	Jacksonville	63 58	184	H	Stetson	80 40
								96	H	Kentucky	70 64	193	A	Siena	63 50
												210	A	Akron	82 63
												221	H	Illinois	85 61
												225	A	Abilene Christian	94 55
												252	A	North Florida	73 75
												252	H	North Florida	67 52
												258	A	Lipscomb	68 54
												258	H	Lipscomb	88 52
												285	A	USC Upstate	88 44
												285	H	USC Upstate	93 60
												301	A	Kennesaw St.	78 57
												302	A	FIU	88 52
												339	A	NJIT	89 43
												339	H	NJIT	90 66
LAST 12 Division I GAMES:															
258	H	Lipscomb	88 52	92	H	Jacksonville	63 58								
339	A	NJIT	89 43	258	A	Lipscomb	68 54								
285	A	USC Upstate	88 44	301	A	Kennesaw St.	78 57								
252	H	North Florida	67 52	285	H	USC Upstate	93 60								
92	A	Jacksonville	65 63	339	H	NJIT	90 66								
252	A	North Florida	73 75	184	H	Stetson	80 40								

Non-Div I Games: Southeastern (FL) 76 66 Ave Maria 99 35 Fla. Memorial 82 43

FGCU

Loss, Non-Conf, S Site, H Home A Away N Neutral

Average RPI Win: 246	WON-LOST RECORD	WINNING PCT. RANK	LAST 10 GAMES	STRENGTH OF SCHEDULE	OPP. STRENGTH OF SCHEDULE	TEAM RPI	ADJ. RPI	CONF. RPI	ADJ CONF. RPI
Average RPI Loss: 170									
DIV. I ONLY	7- 19	288	3- 7	189	226	302	302	18	18
DIV. I NON-CONF.	3- 10	285	0- 0	228	266	317	317	19	19

TOTALS	RPI 1-25	RPI 26-50	W-L RECORDS	RPI 51-100	RPI 101-999	RPI 201+			
7- 19	0- 1	0- 2	OVERALL	1- 2	6- 14	5- 8			
7- 10	0- 1	0- 0	HOME	1- 2	6- 7	5- 3			
0- 9	0- 0	0- 2	AWAY	0- 0	0- 7	0- 5			
0- 0	0- 0	0- 0	NEUTRAL	0- 0	0- 0	0- 0			
3- 10	0- 1	0- 1	NON-CONFERENCE	0- 1	3- 7	3- 4			
3- 6	0- 1	0- 0	HOME	0- 1	3- 4	3- 2			
0- 4	0- 0	0- 1	AWAY	0- 0	0- 3	0- 2			
0- 0	0- 0	0- 0	NEUTRAL	0- 0	0- 0	0- 0			
4- 9	0- 0	0- 1	CONFERENCE	1- 1	3- 7	2- 4			
4- 4	0- 0	0- 0	HOME	1- 1	3- 3	2- 1			
0- 5	0- 0	0- 1	AWAY	0- 0	0- 4	0- 3			
0- 0	0- 0	0- 0	NEUTRAL	0- 0	0- 0	0- 0			

RPI 1-25				RPI 26-50				RPI 51-100				RPI 101+ Team's RPI: 302			
RPI	S	Opponent	Score	RPI	S	Opponent	Score	RPI	S	Opponent	Score	RPI	S	Opponent	Score
22	H	South Fla.	52 82	44	A	Miami (FL)	69 77	51	H	FGCU	52 88	115	A	Georgetown	56 77
				46	A	Western Ky.	47 101	80	H	UAB	61 71	116	H	Middle Tenn.	59 63
								94	H	Rice	68 58	120	H	Bethune-Cookman	59 77
												136	H	Clemson	65 67
												139	A	Charlotte	57 80
												164	H	Louisiana Tech	57 54
												166	H	UTEP	76 77
												216	H	North Texas	46 92
												237	H	Fla. Atlantic	86 65
												249	A	Howard	62 69
												259	A	Morgan St.	51 62
												276	H	North Dakota St.	68 71
												277	A	Old Dominion	60 68
												290	H	Vermont	80 70
												294	A	UTSA	66 69
												306	H	Air Force	70 69
												311	H	Charleston So.	77 70
												314	H	Alabama A&M	51 58
												318	A	Marshall I	75 78
												318	H	Marshall I	67 54
LAST 12 Division I GAMES:															
237	H	Fla. Atlantic	86 65	318	A	Marshall I	75 78								
294	A	UTSA	66 69	80	H	UAB	61 71								
116	H	Middle Tenn.	59 63	164	H	Louisiana Tech	57 54								
216	H	North Texas	46 92	94	H	Rice	68 58								
139	A	Charlotte	57 80	46	A	Western Ky.	47 101								
277	A	Old Dominion	60 68	318	H	Marshall I	67 54								

Non-Div I Games:

FIU

■ Loss,
 ■ Non-Conf,
 S Site,
 ■ Home
 ■ Away
 N Neutral

Average RPI Win:	279	WON-LOST	WINNING	LAST 10	STRENGTH OF	OPP. STRENGTH	TEAM	ADJ.	CONF.	ADJ CONF.
Average RPI Loss:	164	RECORD	PCT. RANK	GAMES	SCHEDULE	OF SCHEDULE	RPI	RPI	RPI	RPI
DIV. I ONLY	11- 15	218	5- 5	291	265	257	257	28	28	
DIV. I NON-CONF.	3- 8	268	0- 0	299	193	305	305	26	26	

TOTALS	RPI 1-25	RPI 26-50	W-L RECORDS	RPI 51-100	RPI 101-999	RPI 201+				
11- 15	0- 1	0- 2	OVERALL	0- 0	11- 12	9- 3				
7- 5	0- 1	0- 1	HOME	0- 0	7- 3	6- 1				
4- 9	0- 0	0- 1	AWAY	0- 0	4- 8	3- 2				
0- 1	0- 0	0- 0	NEUTRAL	0- 0	0- 1	0- 0				
3- 8	0- 1	0- 0	NON-CONFERENCE	0- 0	3- 7	2- 1				
2- 2	0- 1	0- 0	HOME	0- 0	2- 1	2- 0				
1- 5	0- 0	0- 0	AWAY	0- 0	1- 5	0- 1				
0- 1	0- 0	0- 0	NEUTRAL	0- 0	0- 1	0- 0				
8- 7	0- 0	0- 2	CONFERENCE	0- 0	8- 5	7- 2				
5- 3	0- 0	0- 1	HOME	0- 0	5- 2	4- 1				
3- 4	0- 0	0- 1	AWAY	0- 0	3- 3	3- 1				
0- 0	0- 0	0- 0	NEUTRAL	0- 0	0- 0	0- 0				

RPI 1-25				RPI 26-50				RPI 51-100				RPI 101+				Team's RPI: 257
RPI	S	Opponent	Score	RPI	S	Opponent	Score	RPI	S	Opponent	Score	RPI	S	Opponent	Score	
24	H	Villanova	44 73	45	A	Quinnipiac	45 77					101	A	Seton Hall	61 80	
				45	H	Quinnipiac	39 58					144	A	Northeastern	43 63	
												152	A	William & Mary	47 57	
												161	A	Marist	63 71	
												161	H	Marist	34 48	
												182	N	New Hampshire	61 71	
												191	A	Lehigh	53 56	
												193	A	Siena	40 51	
												193	H	Siena	44 43	
												194	A	Boston College	66 58	
												201	H	Richmond	67 72	
												238	H	Niagara	59 53	
												254	A	Manhattan	44 55	
												254	H	Manhattan	55 52	
												275	A	Rider	68 57	
												275	H	Rider	45 61	
												288	H	Mt. St. Mary's	76 65	
												292	A	Canisius	56 52	
												303	H	Monmouth	61 55	
												324	A	Rhode Island	47 62	
												337	A	Iona	78 68	
												344	H	UMass Lowell	78 67	
												348	H	Saint Peter's	62 41	

LAST 12 Division I GAMES:																
193	H	Siena	44 43	275	A	Rider	68 57									
161	H	Marist	34 48	193	A	Siena	40 51									
254	A	Manhattan	44 55	45	A	Quinnipiac	45 77									
337	A	Iona	78 68	348	H	Saint Peter's	62 41									
254	H	Manhattan	55 52	161	A	Marist	63 71									
45	H	Quinnipiac	39 58	275	H	Rider	45 61									

Non-Div I Games:

Fairfield

Average RPI Win: 298	WON-LOST RECORD	WINNING PCT. RANK	LAST 10 GAMES	STRENGTH OF SCHEDULE	OPP. STRENGTH OF SCHEDULE	TEAM RPI	ADJ. RPI	CONF. RPI	ADJ CONF. RPI
Average RPI Loss: 201									
DIV. I ONLY	14- 10	131	6- 4	347	328	269	269	29	29
DIV. I NON-CONF.	7- 3	74	0- 0	344	329	240	240	29	29

TOTALS	RPI 1-25	RPI 26-50	W-L RECORDS	RPI 51-100	RPI 101-999	RPI 201+			
14- 10	0- 1	0- 0	OVERALL	0- 0	14- 9	13- 5			
8- 5	0- 0	0- 0	HOME	0- 0	8- 5	7- 2			
6- 5	0- 1	0- 0	AWAY	0- 0	6- 4	6- 3			
0- 0	0- 0	0- 0	NEUTRAL	0- 0	0- 0	0- 0			
7- 3	0- 1	0- 0	NON-CONFERENCE	0- 0	7- 2	6- 1			
5- 1	0- 0	0- 0	HOME	0- 0	5- 1	4- 0			
2- 2	0- 1	0- 0	AWAY	0- 0	2- 1	2- 1			
0- 0	0- 0	0- 0	NEUTRAL	0- 0	0- 0	0- 0			
7- 7	0- 0	0- 0	CONFERENCE	0- 0	7- 7	7- 4			
3- 4	0- 0	0- 0	HOME	0- 0	3- 4	3- 2			
4- 3	0- 0	0- 0	AWAY	0- 0	4- 3	4- 2			
0- 0	0- 0	0- 0	NEUTRAL	0- 0	0- 0	0- 0			

RPI	S	Opponent	Score	RPI	S	Opponent	Score	RPI	S	Opponent	Score	RPI	S	Opponent	Score	RPI	S	Opponent	Score	Team's RPI: 269
25	A	Rutgers	35	101								129	H	Saint Francis (PA)	56	80				
												137	A	Robert Morris	49	62				
												137	H	Robert Morris	68	77				
												162	H	Army West Point	58	56				
												186	H	Stony Brook	51	56				
												249	A	Howard	65	68				
												265	A	St. Francis Brooklyn	70	62				
												268	H	Colgate	61	51				
												273	H	Sacred Heart	69	59				
												286	A	Central Conn. St.	56	76				
												286	H	Central Conn. St.	78	49				
												287	A	LIU Brooklyn	61	49				
												288	A	Mt. St. Mary's	52	55				
												288	H	Mt. St. Mary's	53	55				
												289	A	Bryant	77	69				
												289	H	Bryant	48	65				
												303	H	Monmouth	78	61				
												330	A	Wagner	74	64				
												330	H	Wagner	62	61				
												339	A	NJIT	74	70				
												344	H	UMass Lowell	60	51				
												347	A	Longwood	72	52				
												348	H	Saint Peter's	69	59				
LAST 12 Division I GAMES:																				
137	A	Robert Morris	49	62	265	A	St. Francis Brooklyn	70	62											
330	H	Wagner	62	61	273	H	Sacred Heart	69	59											
288	H	Mt. St. Mary's	53	55	286	H	Central Conn. St.	78	49											
286	A	Central Conn. St.	56	76	289	H	Bryant	48	65											
289	A	Bryant	77	69	288	A	Mt. St. Mary's	52	55											
287	A	LIU Brooklyn	61	49	330	A	Wagner	74	64											

Non-Div I Games: Rutgers-Newark 76 40

Fairleigh Dickinson

Average RPI Win:	265	WON-LOST	WINNING	LAST 10	STRENGTH OF	OPP. STRENGTH	TEAM	ADJ.	CONF.	ADJ CONF.
Average RPI Loss:	158	RECORD	PCT. RANK	GAMES	SCHEDULE	OF SCHEDULE	RPI	RPI	RPI	RPI
DIV. I ONLY	10- 13	215	2- 8	216	264	237	237	18	18	
DIV. I NON-CONF.	6- 5	153	0- 0	289	324	234	234	19	19	

TOTALS	RPI 1-25	RPI 26-50	W-L RECORDS	RPI 51-100	RPI 101-999	RPI 201+				
10- 13	0- 0	0- 1	OVERALL	0- 4	10- 8	8- 5				
7- 5	0- 0	0- 0	HOME	0- 2	7- 3	5- 2				
3- 7	0- 0	0- 1	AWAY	0- 2	3- 4	3- 2				
0- 1	0- 0	0- 0	NEUTRAL	0- 0	0- 1	0- 1				
6- 5	0- 0	0- 0	NON-CONFERENCE	0- 2	6- 3	6- 2				
4- 2	0- 0	0- 0	HOME	0- 1	4- 1	4- 1				
2- 2	0- 0	0- 0	AWAY	0- 1	2- 1	2- 0				
0- 1	0- 0	0- 0	NEUTRAL	0- 0	0- 1	0- 1				
4- 8	0- 0	0- 1	CONFERENCE	0- 2	4- 5	2- 3				
3- 3	0- 0	0- 0	HOME	0- 1	3- 2	1- 1				
1- 5	0- 0	0- 1	AWAY	0- 1	1- 3	1- 2				
0- 0	0- 0	0- 0	NEUTRAL	0- 0	0- 0	0- 0				

RPI	S	Opponent	Score	RPI	S	Opponent	Score	RPI	S	Opponent	Score	RPI	S	Opponent	Score	Team's RPI: 237
46	A	Western Ky.	63 82	61	H	Mercer	55 66	116	H	Middle Tenn.	65 69	146	A	Colorado	69 76	
				64	A	Nebraska	69 86	164	H	Louisiana Tech	86 72	166	A	UTEP	70 75	
				80	A	UAB	57 90	166	H	UTEP	72 66	213	N	Bowling Green	55 66	
				94	H	Rice	53 67	216	H	North Texas	51 65	252	H	North Florida	83 75	
								261	A	Indiana St.	66 58	265	H	St. Francis Brooklyn	80 60	
								277	A	Old Dominion	54 59	278	H	Grand Canyon	73 77	
								282	H	UMKC	65 55	294	A	UTSA	99 65	
								302	A	FIU	65 86	315	A	Georgia St.	82 50	
								318	H	Marshall	79 59	333	H	Delaware St.	90 67	
LAST 12 Division I GAMES:																
302	A	FIU	65 86	294	A	UTSA	99 65									
277	A	Old Dominion	54 59	164	H	Louisiana Tech	86 72									
216	H	North Texas	51 65	166	A	UTEP	70 75									
116	H	Middle Tenn.	65 69	94	H	Rice	53 67									
46	A	Western Ky.	63 82	166	H	UTEP	72 66									
80	A	UAB	57 90	318	H	Marshall	79 59									

Non-Div I Games:

Fla. Atlantic

Average RPI Win: **196**
 Average RPI Loss: **65**

WON-LOST
RECORD

WINNING
PCT. RANK

LAST 10
GAMES

STRENGTH OF
SCHEDULE

OPP. STRENGTH
OF SCHEDULE

TEAM
RPI

ADJ.
RPI

CONF.
RPI

ADJ CONF.
RPI

DIV. I ONLY	11- 16	227	3- 7	63	49	159	159	2	2
DIV. I NON-CONF.	8- 5	111	0- 0	205	132	183	183	2	2

TOTALS	RPI 1-25	RPI 26-50	W-L RECORDS	RPI 51-100	RPI 101-999	RPI 201+			
11- 16	1- 7	0- 2	OVERALL	1- 2	9- 5	4- 0			
7- 9	0- 3	0- 2	HOME	1- 2	6- 2	3- 0			
2- 6	1- 4	0- 0	AWAY	0- 0	1- 2	0- 0			
2- 1	0- 0	0- 0	NEUTRAL	0- 0	2- 1	1- 0			
8- 5	1- 2	0- 0	NON-CONFERENCE	1- 0	6- 3	4- 0			
5- 4	0- 2	0- 0	HOME	1- 0	4- 2	3- 0			
1- 0	1- 0	0- 0	AWAY	0- 0	0- 0	0- 0			
2- 1	0- 0	0- 0	NEUTRAL	0- 0	2- 1	1- 0			
3- 11	0- 5	0- 2	CONFERENCE	0- 2	3- 2	0- 0			
2- 5	0- 1	0- 2	HOME	0- 2	2- 0	0- 0			
1- 6	0- 4	0- 0	AWAY	0- 0	1- 2	0- 0			
0- 0	0- 0	0- 0	NEUTRAL	0- 0	0- 0	0- 0			

RPI	S	Opponent	Score
3	A	Mississippi St.	53 90
3	H	Mississippi St.	50 98
5	H	Florida St.	54 84
7	H	Ohio St.	77 103
13	A	Missouri	64 66
16	A	South Carolina	57 64
21	A	Texas A&M	80 85
23	A	Oklahoma	80 61

RPI	S	Opponent	Score
26	H	LSU	59 66
29	H	Georgia	57 66

RPI	S	Opponent	Score
81	H	Alabama	54 63
92	H	Jacksonville	69 59
96	H	Kentucky	53 56

RPI	S	Opponent	Score
106	A	Auburn	55 84
112	A	Arkansas	65 51
114	H	Chattanooga	60 65
134	H	Vanderbilt	88 71
138	A	Ole Miss	75 78
138	H	Ole Miss	61 60
151	H	Saint Joseph's	71 51
184	N	Stetson	71 85
197	H	Arkansas St.	69 70
201	N	Richmond	87 80
315	H	Georgia St.	82 66
318	H	Marshall	74 69
333	H	Delaware St.	85 51
341	N	Savannah St.	90 40

LAST 12 Division I GAMES:

134	H	Vanderbilt	88 71	3	A	Mississippi St.	53 90
21	A	Texas A&M	80 85	138	H	Ole Miss	61 60
16	A	South Carolina	57 64	112	A	Arkansas	65 51
3	H	Mississippi St.	50 98	26	H	LSU	59 66
13	A	Missouri	64 66	96	H	Kentucky	53 56
29	H	Georgia	57 66	138	A	Ole Miss	75 78

Non-Div I Games:

Florida

Loss, **Non-Conf**, **S Site**, **H Home** **A Away** **N Neutral**

Average RPI Win:	311	WON-LOST	WINNING	LAST 10	STRENGTH OF	OPP. STRENGTH	TEAM	ADJ.	CONF.	ADJ CONF.
Average RPI Loss:	222	RECORD	PCT. RANK	GAMES	SCHEDULE	OF SCHEDULE	RPI	RPI	RPI	RPI
DIV. I ONLY	5- 20	317	3- 7	345	280	340	340	30	30	
DIV. I NON-CONF.	1- 11	331	0- 0	328	171	343	343	30	30	

TOTALS	RPI 1-25	RPI 26-50	W-L RECORDS	RPI 51-100	RPI 101-999	RPI 201+				
5- 20	0- 0	0- 0	OVERALL	0- 3	5- 17	5- 16				
3- 4	0- 0	0- 0	HOME	0- 0	3- 4	3- 4				
2- 15	0- 0	0- 0	AWAY	0- 3	2- 12	2- 11				
0- 1	0- 0	0- 0	NEUTRAL	0- 0	0- 1	0- 1				
1- 11	0- 0	0- 0	NON-CONFERENCE	0- 3	1- 8	1- 8				
0- 2	0- 0	0- 0	HOME	0- 0	0- 2	0- 2				
1- 8	0- 0	0- 0	AWAY	0- 3	1- 5	1- 5				
0- 1	0- 0	0- 0	NEUTRAL	0- 0	0- 1	0- 1				
4- 9	0- 0	0- 0	CONFERENCE	0- 0	4- 9	4- 8				
3- 2	0- 0	0- 0	HOME	0- 0	3- 2	3- 2				
1- 7	0- 0	0- 0	AWAY	0- 0	1- 7	1- 6				
0- 0	0- 0	0- 0	NEUTRAL	0- 0	0- 0	0- 0				

RPI 1-25				RPI 26-50				RPI 51-100				RPI 101+				Team's RPI: 340	
RPI	S	Opponent	Score	RPI	S	Opponent	Score	RPI	S	Opponent	Score	RPI	S	Opponent	Score		
								81	A	Al abama	55	91	120	A	Bethune-Cookman	42	44
								87	A	Mi ami (OH)	33	73	202	A	Hampton	65	66
								89	A	Kansas St.	57	81	203	A	Eastern Mi ch.	61	83
												215	A	Norfol k St.	49	70	
												219	A	Xavi er	52	70	
												227	A	Texas Tech	63	82	
												236	N	A&M-Corpus Christi	55	58	
												240	A	Omaha	73	78	
												249	A	Howard	65	76	
												249	H	Howard	74	59	
												252	H	North Florida	68	77	
												259	A	Morgan St.	56	61	
												259	H	Morgan St.	44	59	
												271	A	UMES	70	87	
												273	H	Sacred Heart	68	73	
												299	A	Coppin St.	56	62	
												307	A	Western Caro.	80	63	
												312	A	UTRGV	38	51	
												333	A	Del aware St.	73	65	
												333	H	Del aware St.	59	54	
												334	H	N. C. Central	84	81	
												341	H	Savannah St.	47	65	

LAST 12 Division I GAMES:																	
				333	A	Del aware St.	73	65	215	A	Norfol k St.	49	70				
				259	H	Morgan St.	44	59	202	A	Hampton	65	66				
				334	H	N. C. Central	84	81	333	H	Del aware St.	59	54				
				271	A	UMES	70	87	120	A	Bethune-Cookman	42	44				
				249	A	Howard	65	76	299	A	Coppin St.	56	62				
				341	H	Savannah St.	47	65	259	A	Morgan St.	56	61				

Non-Div I Games: Lynn 74 37

Florida A&M

Average RPI Win:	115	WON-LOST	WINNING	LAST 10	STRENGTH OF	OPP. STRENGTH	TEAM	ADJ.	CONF.	ADJ CONF.
Average RPI Loss:	15	RECORD	PCT. RANK	GAMES	SCHEDULE	OF SCHEDULE	RPI	RPI	RPI	RPI
DIV. I ONLY	22- 4	10	8- 2	8	39	5	5	1	1	
DIV. I NON-CONF.	12- 1	6	0- 0	26	113	5	5	1	1	

TOTALS	RPI 1-25	RPI 26-50	W-L RECORDS	RPI 51-100	RPI 101-999	RPI 201+				
22- 4	2- 3	5- 1	OVERALL	4- 0	11- 0	3- 0				
11- 1	0- 1	3- 0	HOME	2- 0	6- 0	2- 0				
11- 3	2- 2	2- 1	AWAY	2- 0	5- 0	1- 0				
0- 0	0- 0	0- 0	NEUTRAL	0- 0	0- 0	0- 0				
12- 1	1- 1	2- 0	NON-CONFERENCE	2- 0	7- 0	3- 0				
6- 0	0- 0	1- 0	HOME	1- 0	4- 0	2- 0				
6- 1	1- 1	1- 0	AWAY	1- 0	3- 0	1- 0				
0- 0	0- 0	0- 0	NEUTRAL	0- 0	0- 0	0- 0				
10- 3	1- 2	3- 1	CONFERENCE	2- 0	4- 0	0- 0				
5- 1	0- 1	2- 0	HOME	1- 0	2- 0	0- 0				
5- 2	1- 1	1- 1	AWAY	1- 0	2- 0	0- 0				
0- 0	0- 0	0- 0	NEUTRAL	0- 0	0- 0	0- 0				

RPI	S	Opponent	Score	RPI	S	Opponent	Score	RPI	S	Opponent	Score	RPI	S	Opponent	Score
2	H	Notre Dame	69 100	31	A	Syracuse	69 76	71	A	James Madison	79 63	104	H	North Carolina	103 65
4	A	Louisville	50 49	35	H	Virginia	77 62	76	H	Virginia Tech	107 62	136	A	Clemson	69 47
10	A	Texas	72 87	41	H	Arizona St.	77 66	92	H	Jacksonville	82 50	136	H	Clemson	91 43
18	A	NC State	56 65	42	A	Creighton	92 82	97	A	Wake Forest	81 79	145	H	Samford	87 62
19	A	Iowa	94 93	44	A	Miami (FL)	91 71					159	A	Florida	84 54
				44	H	Miami (FL)	105 67					170	A	Pittsburgh	66 59

LAST 12 Division I GAMES:															
136	H	Clemson	91 43	4	A	Louisville	50 49	97	A	Wake Forest	81 79	76	H	Virginia Tech	107 62
44	A	Miami (FL)	91 71	31	A	Syracuse	69 76	44	H	Miami (FL)	105 67	231	A	Grambling	96 53
35	H	Virginia	77 62	136	A	Clemson	69 47					252	H	North Florida	109 51
170	A	Pittsburgh	66 59									273	H	Sacred Heart	101 52
18	A	NC State	56 65												
2	H	Notre Dame	69 100												

Non-Div I Games:

Florida St.

Average RPI Win: 188	WON-LOST RECORD	WINNING PCT. RANK	LAST 10 GAMES	STRENGTH OF SCHEDULE	OPP. STRENGTH OF SCHEDULE	TEAM RPI	ADJ. RPI	CONF. RPI	ADJ CONF. RPI
Average RPI Loss: 80									
DIV. I ONLY	20- 7	49	7- 3	150	100	70	70	12	12
DIV. I NON-CONF.	9- 4	82	0- 0	112	73	66	66	10	10

TOTALS	RPI 1-25	RPI 26-50	W-L RECORDS	RPI 51-100	RPI 101-999	RPI 201+			
20- 7	0- 1	1- 2	OVERALL	3- 2	16- 2	8- 0			
13- 2	0- 1	1- 1	HOME	2- 0	10- 0	5- 0			
7- 5	0- 0	0- 1	AWAY	1- 2	6- 2	3- 0			
0- 0	0- 0	0- 0	NEUTRAL	0- 0	0- 0	0- 0			
9- 4	0- 1	1- 0	NON-CONFERENCE	2- 2	6- 1	3- 0			
7- 1	0- 1	1- 0	HOME	1- 0	5- 0	2- 0			
2- 3	0- 0	0- 0	AWAY	1- 2	1- 1	1- 0			
0- 0	0- 0	0- 0	NEUTRAL	0- 0	0- 0	0- 0			
11- 3	0- 0	0- 2	CONFERENCE	1- 0	10- 1	5- 0			
6- 1	0- 0	0- 1	HOME	1- 0	5- 0	3- 0			
5- 2	0- 0	0- 1	AWAY	0- 0	5- 1	2- 0			
0- 0	0- 0	0- 0	NEUTRAL	0- 0	0- 0	0- 0			

RPI	S	Opponent	Score	RPI	S	Opponent	Score	RPI	S	Opponent	Score	RPI	S	Opponent	Score
9	H	UCLA	30 67	33	A	Dayton	54 79	54	A	St. John's (NY)	67 64	105	A	George Mason	67 62
				33	H	Dayton	62 63	63	H	UC Davis	70 62	122	A	Saint Louis	85 91
				38	H	Northern Colo.	48 33	83	A	Penn St.	60 65	122	H	Saint Louis	66 63
								84	A	Albany (NY)	52 59	123	H	Bucknell	71 62
								91	H	George Washington	61 50	156	H	Hartford	69 44
												170	H	Pittsburgh	58 55
												178	A	Davidson	58 45
												178	H	Davidson	66 58
												194	A	Boston College	52 55
												201	A	Richmond	43 38
												235	H	La Salle	66 45
												254	A	Manhattan	54 48
												255	H	St. Bonaventure	72 48
												281	A	Massachusetts	62 51
												284	A	VCU	64 54
												320	H	UMBC	55 46
												324	H	Rhode Island	76 64
												337	H	Iona	78 48

LAST 12 Division I GAMES:															
				33	A	Dayton	54 79	255	H	St. Bonaventure	72 48				
				235	H	La Salle	66 45	201	A	Richmond	43 38				
				178	A	Davidson	58 45	33	H	Dayton	62 63				
				324	H	Rhode Island	76 64	284	A	VCU	64 54				
				122	A	Saint Louis	85 91	178	H	Davidson	66 58				
				105	A	George Mason	67 62	122	H	Saint Louis	66 63				

Non-Div I Games:

Fordham

Average RPI Win:	295	WON-LOST	WINNING	LAST 10	STRENGTH OF	OPP. STRENGTH	TEAM	ADJ.	CONF.	ADJ CONF.
Average RPI Loss:	172	RECORD	PCT. RANK	GAMES	SCHEDULE	OF SCHEDULE	RPI	RPI	RPI	RPI
DIV. I ONLY	3- 20	330	1- 9	215	230	331	331	13	13	
DIV. I NON-CONF.	2- 8	290	0- 0	300	311	337	337	16	16	

TOTALS	RPI 1-25	RPI 26-50	W-L RECORDS	RPI 51-100	RPI 101-999	RPI 201+				
3- 20	0- 0	0- 2	OVERALL	0- 3	3- 15	3- 8				
3- 7	0- 0	0- 0	HOME	0- 1	3- 6	3- 2				
0- 13	0- 0	0- 2	AWAY	0- 2	0- 9	0- 6				
0- 0	0- 0	0- 0	NEUTRAL	0- 0	0- 0	0- 0				
2- 8	0- 0	0- 1	NON-CONFERENCE	0- 1	2- 6	2- 5				
2- 2	0- 0	0- 0	HOME	0- 0	2- 2	2- 1				
0- 6	0- 0	0- 1	AWAY	0- 1	0- 4	0- 4				
0- 0	0- 0	0- 0	NEUTRAL	0- 0	0- 0	0- 0				
1- 12	0- 0	0- 1	CONFERENCE	0- 2	1- 9	1- 3				
1- 5	0- 0	0- 0	HOME	0- 1	1- 4	1- 1				
0- 7	0- 0	0- 1	AWAY	0- 1	0- 5	0- 2				
0- 0	0- 0	0- 0	NEUTRAL	0- 0	0- 0	0- 0				

RPI 1-25				RPI 26-50				RPI 51-100				RPI 101+				Team's RPI : 331	
RPI	S	Opponent	Score	RPI	S	Opponent	Score	RPI	S	Opponent	Score	RPI	S	Opponent	Score		
				32	A	South Dakota St.	49 105	67	A	South Dakota	43 85	107	H	Milwaukee	48 60		
				47	A	Michigan	45 77	67	H	South Dakota	60 79	109	A	Western Ill.	44 91		
								68	A	Belmont	42 74	109	H	Western Ill.	64 100		
												171	A	Denver	65 86		
												171	H	Denver	55 73		
												187	A	Oral Roberts	45 66		
												187	H	Oral Roberts	48 73		
												219	A	Xavier	50 62		
												221	A	Illinois	50 64		
												240	A	Omaha	61 77		
												240	H	Omaha	76 65		
												256	A	Coastal Caro.	58 67		
												276	A	North Dakota St.	56 72		
												276	H	North Dakota St.	52 66		
												293	A	Valparaiso	50 68		
												300	H	Loyola Chicago	79 70		
												332	H	Ill. -Chicago	51 67		
												346	H	Eastern Ill.	93 77		
LAST 12 Division I GAMES:																	
				276	H	North Dakota St.	52 66	276	A	North Dakota St.	56 72						
				240	A	Omaha	61 77	109	A	Western Ill.	44 91						
				67	H	South Dakota	60 79	67	A	South Dakota	43 85						
				171	A	Denver	65 86	240	H	Omaha	76 65						
				187	A	Oral Roberts	45 66	171	H	Denver	55 73						
				32	A	South Dakota St.	49 105	187	H	Oral Roberts	48 73						

Non-Div I Games: Quincy 73 72 Maryville (MO) 70 76 Findlay 55 75

Fort Wayne

Average RPI Win: 201
Average RPI Loss: 168

WON-LOST
RECORD

WINNING
PCT. RANK

LAST 10
GAMES

STRENGTH OF
SCHEDULE

OPP. STRENGTH
OF SCHEDULE

TEAM
RPI

ADJ.
RPI

CONF.
RPI

ADJ CONF.
RPI

DIV. I ONLY	16- 10	107	8- 2	213	150	127	127	16	16
DIV. I NON-CONF.	5- 6	187	0- 0	135	248	190	190	13	13
<hr/>									
TOTALS	RPI 1-25	RPI 26-50	W-L RECORDS	RPI 51-100	RPI 101-999	RPI 201+			
16- 10	0- 0	0- 1	OVERALL	2- 1	14- 8	8- 4			
11- 2	0- 0	0- 1	HOME	1- 0	10- 1	6- 1			
5- 8	0- 0	0- 0	AWAY	1- 1	4- 7	2- 3			
0- 0	0- 0	0- 0	NEUTRAL	0- 0	0- 0	0- 0			
5- 6	0- 0	0- 1	NON-CONFERENCE	0- 0	5- 5	1- 2			
4- 2	0- 0	0- 1	HOME	0- 0	4- 1	1- 1			
1- 4	0- 0	0- 0	AWAY	0- 0	1- 4	0- 1			
0- 0	0- 0	0- 0	NEUTRAL	0- 0	0- 0	0- 0			
11- 4	0- 0	0- 0	CONFERENCE	2- 1	9- 3	7- 2			
7- 0	0- 0	0- 0	HOME	1- 0	6- 0	5- 0			
4- 4	0- 0	0- 0	AWAY	1- 1	3- 3	2- 2			
0- 0	0- 0	0- 0	NEUTRAL	0- 0	0- 0	0- 0			

RPI 1-25	RPI 26-50	RPI 51-100	RPI 101+	Team's RPI: 127
RPI S Opponent Score	RPI S Opponent Score	RPI S Opponent Score	RPI S Opponent Score	
	41 Arizona St. 49 81	73 Wyoming 60 47	121 Colorado St. 75 64	
		88 New Mexico 75 88	121 Colorado St. 56 45	
		93 UNLV 74 72	133 Texas St. 59 76	
			155 San Francisco 62 70	
			160 UT Arlington 54 67	
			165 Boise St. 66 75	
			169 Weber St. 81 78	
			173 Eastern Wash. 81 56	
			180 Pacific 81 70	
			189 UC Santa Barbara 64 57	
			206 CSUN 72 85	
			208 Nevada 73 90	
			208 Nevada 68 55	
			229 UC Riverside 56 68	
			244 San Diego St. 66 60	
			244 San Diego St. 64 53	
			247 San Jose St. 81 71	
			248 Montana 61 58	
			296 Utah St. 52 60	
			296 Utah St. 57 56	
			306 Air Force 64 58	
			306 Air Force 64 48	
LAST 12 Division I GAMES:				
	121 Colorado St. 75 64	296 Utah St. 52 60		
	247 San Jose St. 81 71	93 UNLV 74 72		
	244 San Diego St. 66 60	244 San Diego St. 64 53		
	73 Wyoming 60 47	88 New Mexico 75 88		
	208 Nevada 68 55	165 Boise St. 66 75		
	306 Air Force 64 48	121 Colorado St. 56 45		

Non-Div I Games:

Fresno St.

Loss, Non-Conf, S Site, Home Away N Neutral

Average RPI Win: 215
Average RPI Loss: 157

WON-LOST
RECORD

WINNING
PCT. RANK

LAST 10
GAMES

STRENGTH OF
SCHEDULE

OPP. STRENGTH
OF SCHEDULE

TEAM
RPI

ADJ.
RPI

CONF.
RPI

ADJ CONF.
RPI

DIV. I ONLY	13- 12	162	4- 5	233	151	176	176	17	17
DIV. I NON-CONF.	7- 5	132	0- 0	291	161	164	164	17	17

TOTALS	RPI 1-25	RPI 26-50	W-L RECORDS	RPI 51-100	RPI 101-999	RPI 201+			
13- 12	0- 0	0- 1	OVERALL	1- 2	12- 9	8- 5			
8- 2	0- 0	0- 0	HOME	0- 1	8- 1	5- 0			
4- 9	0- 0	0- 0	AWAY	0- 0	4- 3	3- 2			
1- 1	0- 0	0- 0	NEUTRAL	1- 0	0- 1	0- 1			
7- 5	0- 0	0- 1	NON-CONFERENCE	1- 0	6- 4	5- 3			
4- 0	0- 0	0- 0	HOME	0- 0	4- 0	3- 0			
2- 4	0- 0	0- 1	AWAY	0- 0	2- 3	2- 2			
1- 1	0- 0	0- 0	NEUTRAL	1- 0	0- 1	0- 1			
6- 7	0- 0	0- 0	CONFERENCE	0- 2	6- 5	3- 2			
4- 2	0- 0	0- 0	HOME	0- 1	4- 1	2- 0			
2- 5	0- 0	0- 0	AWAY	0- 1	2- 4	1- 2			
0- 0	0- 0	0- 0	NEUTRAL	0- 0	0- 0	0- 0			

RPI 1-25	RPI 26-50	RPI 51-100	RPI 101+	Team's RPI: 176
RPI S Opponent Score	RPI S Opponent Score	RPI S Opponent Score	RPI S Opponent Score	Score
	29 A Georgia 44 79	61 A Mercer 53 65	104 A North Carolina 56 84	
		61 H Mercer 64 86	114 A Chattanooga 50 45	
		86 N Ohio 70 68	114 H Chattanooga 58 57	
			125 A ETSU 46 56	
			125 H ETSU 57 69	
			145 A Samford 58 62	
			145 H Samford 45 41	
			178 H Davidson 65 62	
			217 A Gardner-Webb 57 71	
			219 N Xavier 62 75	
			223 A UNC Asheville 71 63	
			226 A UNCG 74 76	
			226 H UNCG 55 54	
			251 H Col. of Charleston 72 58	
			260 H UNCW 76 71	
			274 A Presbyterian 75 76	
			285 A USC Upstate 80 59	
			298 A Wofford 48 79	
			301 H Kennesaw St. 78 59	
			307 A Western Caro. 68 59	
			307 H Western Caro. 66 46	
LAST 12 Division I GAMES:				
125 A ETSU 46 56	298 A Wofford 48 79			
114 A Chattanooga 50 45	114 H Chattanooga 58 57			
307 H Western Caro. 66 46	125 H ETSU 57 69			
226 H UNCG 55 54	226 A UNCG 74 76			
145 A Samford 58 62	307 A Western Caro. 68 59			
61 A Mercer 53 65	61 H Mercer 64 86			

Non-Div I Games:

Pfeiffer

102 51

Bob Jones

93 46

Converse

80 41

Furman

Average RPI Win:	271	WON-LOST	WINNING	LAST 10	STRENGTH OF	OPP. STRENGTH	TEAM	ADJ.	CONF.	ADJ CONF.
Average RPI Loss:	184	RECORD	PCT. RANK	GAMES	SCHEDULE	OF SCHEDULE	RPI	RPI	RPI	RPI
DIV. I ONLY	3- 20	330	2- 8	214	288	329	329	22	22	
DIV. I NON-CONF.	1- 8	313	0- 0	126	335	290	290	23	23	

TOTALS	RPI 1-25	RPI 26-50	W-L RECORDS	RPI 51-100	RPI 101-999	RPI 201+				
3- 20	0- 0	0- 1	OVERALL	0- 3	3- 16	2- 7				
2- 10	0- 0	0- 0	HOME	0- 2	2- 8	1- 3				
1- 10	0- 0	0- 1	AWAY	0- 1	1- 8	1- 4				
0- 0	0- 0	0- 0	NEUTRAL	0- 0	0- 0	0- 0				
1- 8	0- 0	0- 1	NON-CONFERENCE	0- 3	1- 4	1- 3				
0- 5	0- 0	0- 0	HOME	0- 2	0- 3	0- 2				
1- 3	0- 0	0- 1	AWAY	0- 1	1- 1	1- 1				
0- 0	0- 0	0- 0	NEUTRAL	0- 0	0- 0	0- 0				
2- 12	0- 0	0- 0	CONFERENCE	0- 0	2- 12	1- 4				
2- 5	0- 0	0- 0	HOME	0- 0	2- 5	1- 1				
0- 7	0- 0	0- 0	AWAY	0- 0	0- 7	0- 3				
0- 0	0- 0	0- 0	NEUTRAL	0- 0	0- 0	0- 0				

RPI 1-25				RPI 26-50				RPI 51-100				RPI 101+				Team's RPI: 329
RPI	S	Opponent	Score	RPI	S	Opponent	Score	RPI	S	Opponent	Score	RPI	S	Opponent	Score	
				50	A	UCF	38 62	61	A	Mercer	45 72	103	A	Little Rock	52 92	
								75	H	IUPUI	52 72	103	H	Little Rock	34 64	
								81	H	Alabama	36 84	133	H	Texas St.	56 81	
												141	A	South Ala.	52 79	
												160	H	UT Arlington	73 68	
												168	A	Troy	47 88	
												175	H	Louisiana	48 58	
												186	H	Stony Brook	49 68	
												197	A	Arkansas St.	48 69	
												197	H	Arkansas St.	62 71	
												211	A	N.C. A&T	49 60	
												256	A	Coastal Caro.	51 54	
												272	A	Appalachian St.	56 87	
												301	H	Kennesaw St.	58 60	
												315	A	Georgia St.	56 71	
												315	H	Georgia St.	58 66	
												317	A	South Carolina St.	61 58	
												336	H	La.-Monroe	75 45	
												341	H	Savannah St.	67 71	

LAST 12 Division I GAMES:																
				315	H	Georgia St.	58 66	133	H	Texas St.	56 81					
				175	H	Louisiana	48 58	315	A	Georgia St.	56 71					
				336	H	La.-Monroe	75 45	272	A	Appalachian St.	56 87					
				197	A	Arkansas St.	48 69	256	A	Coastal Caro.	51 54					
				103	A	Little Rock	52 92	103	H	Little Rock	34 64					
				160	H	UT Arlington	73 68	197	H	Arkansas St.	62 71					

Non-Div I Games: Coastal Ga. 68 63 Thomas (GA) 79 51

Ga. Southern

Average RPI Win:	277	WON-LOST	WINNING	LAST 10	STRENGTH OF	OPP. STRENGTH	TEAM	ADJ.	CONF.	ADJ CONF.
Average RPI Loss:	158	RECORD	PCT. RANK	GAMES	SCHEDULE	OF SCHEDULE	RPI	RPI	RPI	RPI
DIV. I ONLY	14- 9	116	5- 5	332	283	217	217	27	27	
DIV. I NON-CONF.	7- 2	51	0- 0	306	188	131	131	28	28	

TOTALS	RPI 1-25	RPI 26-50	W-L RECORDS	RPI 51-100	RPI 101-999	RPI 201+				
14- 9	0- 0	0- 1	OVERALL	0- 3	14- 5	10- 3				
8- 4	0- 0	0- 1	HOME	0- 1	8- 2	6- 2				
6- 5	0- 0	0- 0	AWAY	0- 0	6- 3	4- 1				
0- 0	0- 0	0- 0	NEUTRAL	0- 0	0- 0	0- 0				
7- 2	0- 0	0- 1	NON-CONFERENCE	0- 1	7- 0	4- 0				
4- 1	0- 0	0- 1	HOME	0- 0	4- 0	3- 0				
3- 1	0- 0	0- 0	AWAY	0- 1	3- 0	1- 0				
0- 0	0- 0	0- 0	NEUTRAL	0- 0	0- 0	0- 0				
7- 7	0- 0	0- 0	CONFERENCE	0- 2	7- 5	6- 3				
4- 3	0- 0	0- 0	HOME	0- 1	4- 2	3- 2				
3- 4	0- 0	0- 0	AWAY	0- 1	3- 3	3- 1				
0- 0	0- 0	0- 0	NEUTRAL	0- 0	0- 0	0- 0				

RPI 1-25				RPI 26-50				RPI 51-100				RPI 101+ Team's RPI: 217			
RPI	S	Opponent	Score	RPI	S	Opponent	Score	RPI	S	Opponent	Score	RPI	S	Opponent	Score
				50	H	UCF	30 65	85	A	Liberty	41 59	149	A	Radford	46 66
								85	H	Liberty	60 85	149	H	Radford	69 53
								96	A	Kentucky	34 72	176	H	Furman	71 57
												178	A	Davi dson	70 65
												199	A	Morehead St.	68 60
												200	A	High Point	80 83
												223	H	UNC Asheville	60 61
												263	H	Campbel l	44 73
												274	A	Presbyteri an	69 72
												285	H	USC Upstate	60 39
												288	A	Mt. St. Mary's	75 67
												298	H	Wofford	73 55
												307	H	Western Caro.	70 67
												311	A	Charleston So.	75 59
												311	H	Charleston So.	68 52
												342	A	Wi nthrop	66 59
												342	H	Wi nthrop	68 55
												347	A	Longwood	61 54
												347	H	Longwood	52 41
LAST 12 Division I GAMES:															
				311	A	Charleston So.	75 59	342	A	Wi nthrop	66 59				
				347	H	Longwood	52 41	263	H	Campbel l	44 73				
				342	H	Wi nthrop	68 55	311	H	Charleston So.	68 52				
				85	A	Liberty	41 59	274	A	Presbyteri an	69 72				
				149	A	Radford	46 66	85	H	Li berty	60 85				
				223	H	UNC Asheville	60 61	347	A	Longwood	61 54				

Non-Div I Games: Montreat 83 26 Pfeiffer 72 53 Converse 82 59

Gardner-Webb

Average RPI Win:	236	WON-LOST	WINNING	LAST 10	STRENGTH OF	OPP. STRENGTH	TEAM	ADJ.	CONF.	ADJ CONF.
Average RPI Loss:	81	RECORD	PCT. RANK	GAMES	SCHEDULE	OF SCHEDULE	RPI	RPI	RPI	RPI
DIV. I ONLY	21- 7	46	7- 3	271	161	105	105	12	12	
DIV. I NON-CONF.	11- 3	45	0- 0	257	272	90	90	10	10	

TOTALS	RPI 1-25	RPI 26-50	W-L RECORDS	RPI 51-100	RPI 101-999	RPI 201+				
21- 7	0- 0	0- 1	OVERALL	2- 5	19- 1	15- 0				
14- 2	0- 0	0- 0	HOME	1- 2	13- 0	10- 0				
6- 5	0- 0	0- 0	AWAY	0- 1	6- 1	5- 0				
1- 0	0- 0	0- 0	NEUTRAL	1- 0	0- 0	0- 0				
11- 3	0- 0	0- 1	NON-CONFERENCE	2- 1	9- 1	9- 0				
9- 0	0- 0	0- 0	HOME	1- 0	8- 0	8- 0				
1- 3	0- 0	0- 1	AWAY	0- 1	1- 1	1- 0				
1- 0	0- 0	0- 0	NEUTRAL	1- 0	0- 0	0- 0				
10- 4	0- 0	0- 0	CONFERENCE	0- 4	10- 0	6- 0				
5- 2	0- 0	0- 0	HOME	0- 2	5- 0	2- 0				
5- 2	0- 0	0- 0	AWAY	0- 2	5- 0	4- 0				
0- 0	0- 0	0- 0	NEUTRAL	0- 0	0- 0	0- 0				

RPI	S	Opponent	Score	RPI	S	Opponent	Score	RPI	S	Opponent	Score	RPI	S	Opponent	Score	Team's RPI: 105
47	A	Michigan	61	75	56	H	American	71	53	122	H	Saint Louis	81	72		
					57	A	Houston	73	82	146	A	Colorado	61	76		
					62	A	Duquesne	64	71	151	A	Saint Joseph's	65	57		
					70	H	Fordham	62	67	178	H	Davidson	74	61		
					79	N	Drake	87	75	201	H	Richmond	77	56		
					91	A	George Washington	52	62	222	H	Southeast Mo. St.	57	38		
					91	H	George Washington	61	65	235	A	La Salle	69	56		
										246	A	Loyola Maryland	80	72		
										253	H	Illinois St.	56	37		
										255	A	St. Bonaventure	76	63		
										255	H	St. Bonaventure	78	63		
										271	H	UMES	82	68		
										277	H	Old Dominion	66	53		
										281	H	Massachusetts	71	60		
										284	A	VCU	65	42		
										287	H	LIU Brooklyn	73	70		
										304	H	Eastern Ky.	64	41		
										320	H	UMBC	58	38		
										324	A	Rhode Island	92	53		
										347	H	Longwood	60	41		
LAST 12 Division I GAMES:																
255	H	St. Bonaventure	78	63	70	H	Fordham	62	67							
284	A	VCU	65	42	122	H	Saint Louis	81	72							
281	H	Massachusetts	71	60	62	A	Duquesne	64	71							
91	H	George Washington	61	65	201	H	Richmond	77	56							
151	A	Saint Joseph's	65	57	324	A	Rhode Island	92	53							
255	A	St. Bonaventure	76	63	91	A	George Washington	52	62							

Non-Div I Games:

George Mason

Average RPI	Win:	201	WON-LOST	WINNING	LAST 10	STRENGTH OF	OPP. STRENGTH	TEAM	ADJ.	CONF.	ADJ CONF.
Average RPI	Loss:	55	RECORD	PCT. RANK	GAMES	SCHEDULE	OF SCHEDULE	RPI	RPI	RPI	RPI
DIV. I ONLY		14- 12	149	7- 3	43	103	91	91	12	12	
DIV. I NON-CONF.		5- 7	212	0- 0	16	48	110	110	10	10	

TOTALS	RPI 1-25		RPI 26-50		W-L RECORDS	RPI 51-100	RPI 101-999		RPI 201+		
14- 12	0- 2		0- 5		OVERALL	1- 3	13- 2		7- 0		
7- 7	0- 1		0- 3		HOME	1- 1	6- 2		3- 0		
7- 5	0- 0		0- 0		AWAY	0- 0	7- 0		4- 0		
0- 0	0- 0		0- 0		NEUTRAL	0- 0	0- 0		0- 0		
5- 7	0- 2		0- 3		NON-CONFERENCE	1- 1	4- 1		2- 0		
3- 4	0- 1		0- 2		HOME	1- 0	2- 1		0- 0		
2- 3	0- 1		0- 1		AWAY	0- 1	2- 0		2- 0		
0- 0	0- 0		0- 0		NEUTRAL	0- 0	0- 0		0- 0		
9- 5	0- 0		0- 2		CONFERENCE	0- 2	9- 1		5- 0		
4- 3	0- 0		0- 1		HOME	0- 1	4- 1		3- 0		
5- 2	0- 0		0- 1		AWAY	0- 1	5- 0		2- 0		
0- 0	0- 0		0- 0		NEUTRAL	0- 0	0- 0		0- 0		

RPI	S	Opponent	Score	RPI	S	Opponent	Score	RPI	S	Opponent	Score	RPI	S	Opponent	Score
20	A	Maryland	54 80	31	H	Syracuse	62 74	56	H	American	61 44	105	A	George Mason	65 61
22	H	South Fla.	78 83	32	H	South Dakota St.	88 97	61	A	Mercer	44 61	105	H	George Mason	62 52
				33	A	Dayton	55 66	62	H	Duquesne	53 54	115	H	Georgetown	65 54
				33	H	Dayton	53 57	70	A	Fordham	50 61	122	A	Saint Louis	71 58
				37	A	Princeton	52 72					122	H	Saint Louis	69 72
												134	H	Vanderbilt	59 69
												178	A	Davidson	53 48
												182	H	Wisconsin	61 46
												235	H	La Salle	60 45
												255	A	St. Bonaventure	63 56
												267	A	Towson	66 43
												281	H	Massachusetts	55 49
												284	A	VCU	61 39
												303	A	Monmouth	59 45
												324	H	Rhode Island	65 52

LAST 12 Division I GAMES:															
122	A	Saint Louis	71 58	122	H	Saint Louis	69 72								
281	H	Massachusetts	55 49	324	H	Rhode Island	65 52								
33	H	Dayton	53 57	33	A	Dayton	55 66								
105	A	George Mason	65 61	178	A	Davidson	53 48								
255	A	St. Bonaventure	63 56	62	H	Duquesne	53 54								
235	H	La Salle	60 45	105	H	George Mason	62 52								

Non-Div I Games:

George Washington

Average RPI Win:	182	WON-LOST	WINNING	LAST 10	STRENGTH OF	OPP. STRENGTH	TEAM	ADJ.	CONF.	ADJ CONF.
Average RPI Loss:	59	RECORD	PCT. RANK	GAMES	SCHEDULE	OF SCHEDULE	RPI	RPI	RPI	RPI
DIV. I ONLY	12- 14	200	5- 5	90	34	115	115	6	6	
DIV. I NON-CONF.	5- 5	170	0- 0	235	51	171	171	6	6	

TOTALS	RPI 1-25	RPI 26-50	W-L RECORDS	RPI 51-100	RPI 101-999	RPI 201+				
12- 14	0- 3	2- 4	OVERALL	0- 3	10- 4	7- 0				
5- 5	0- 1	1- 2	HOME	0- 1	4- 1	3- 0				
6- 7	0- 2	1- 2	AWAY	0- 2	5- 1	4- 0				
1- 2	0- 0	0- 0	NEUTRAL	0- 0	1- 2	0- 0				
5- 5	0- 1	0- 1	NON-CONFERENCE	0- 1	5- 2	4- 0				
2- 1	0- 0	0- 1	HOME	0- 0	2- 0	2- 0				
2- 2	0- 1	0- 0	AWAY	0- 1	2- 0	2- 0				
1- 2	0- 0	0- 0	NEUTRAL	0- 0	1- 2	0- 0				
7- 9	0- 2	2- 3	CONFERENCE	0- 2	5- 2	3- 0				
3- 4	0- 1	1- 1	HOME	0- 1	2- 1	1- 0				
4- 5	0- 1	1- 2	AWAY	0- 1	3- 1	2- 0				
0- 0	0- 0	0- 0	NEUTRAL	0- 0	0- 0	0- 0				

RPI 1-25				RPI 26-50				RPI 51-100				RPI 101+				Team's RPI: 115
RPI	S	Opponent	Score	RPI	S	Opponent	Score	RPI	S	Opponent	Score	RPI	S	Opponent	Score	
18	A	NC State	49 63	28	A	DePaul	86 85	54	A	St. John's (NY)	41 64	101	A	Seton Hall	65 70	
24	A	Villanova	67 68	28	H	DePaul	62 78	54	H	St. John's (NY)	63 71	101	H	Seton Hall	71 52	
24	H	Villanova	58 60	30	A	Marquette	68 71	91	A	George Washington	54 65	102	A	Butler	63 52	
				30	H	Marquette	85 58					102	H	Butler	57 66	
				34	H	Minnesota	63 73					106	N	Auburn	40 60	
				42	A	Creighton	58 69					114	N	Chattanooga	41 54	
												190	N	Northwestern	55 54	
												209	A	Providence	75 43	
												219	A	Xavier	65 48	
												219	H	Xavier	65 60	
												246	A	Loyola Maryland	72 54	
												249	H	Howard	93 41	
												284	A	VCU	71 59	
												302	H	FIU	77 56	

LAST 12 Division I GAMES:																
30	A	Marquette	68 71	102	A	Butler	63 52									
28	A	DePaul	86 85	28	H	DePaul	62 78									
54	H	St. John's (NY)	63 71	30	H	Marquette	85 58									
101	H	Seton Hall	71 52	101	A	Seton Hall	65 70									
24	A	Villanova	67 68	54	A	St. John's (NY)	41 64									
219	A	Xavier	65 48	24	H	Villanova	58 60									

Non-Div I Games:

Georgetown

Average RPI Win: 148

Average RPI Loss: 13

WON-LOST
RECORDWINNING
PCT. RANKLAST 10
GAMESSTRENGTH OF
SCHEDULEOPP. STRENGTH
OF SCHEDULETEAM
RPIADJ.
RPICONF.
RPIADJ CONF.
RPIDIV. I ONLY
DIV. I NON-CONF.21- 5
12- 132
67- 3
0- 069
12243
15229
3429
342
22
2

TOTALS

RPI 1-25

RPI 26-50

W-L RECORDS

RPI 51-100

RPI 101-999

RPI 201+

21- 5

2- 4

1- 1

OVERALL

4- 0

14- 0

6- 0

13- 3

1- 3

0- 0

HOME

2- 0

10- 0

5- 0

8- 2

1- 1

1- 1

AWAY

2- 0

4- 0

1- 0

0- 0

0- 0

0- 0

NEUTRAL

0- 0

0- 0

0- 0

12- 1

0- 1

1- 0

NON-CONFERENCE

3- 0

8- 0

6- 0

8- 1

0- 1

0- 0

HOME

2- 0

6- 0

5- 0

4- 0

0- 0

1- 0

AWAY

1- 0

2- 0

1- 0

0- 0

0- 0

0- 0

NEUTRAL

0- 0

0- 0

0- 0

9- 4

2- 3

0- 1

CONFERENCE

1- 0

6- 0

0- 0

5- 2

1- 2

0- 0

HOME

0- 0

4- 0

0- 0

4- 2

1- 1

0- 1

AWAY

1- 0

2- 0

0- 0

0- 0

0- 0

0- 0

NEUTRAL

0- 0

0- 0

0- 0

RPI 1-25

RPI 26-50

Team's RPI: 29

RPI 51-100

RPI 101+

RPI	S	Opponent	Score
3	H	Mississippi St.	62 86
10	H	Texas	53 81
11	A	Tennessee	46 62
13	H	Missouri	62 50
16	H	South Carolina	65 77
21	A	Texas A&M	92 84

RPI	S	Opponent	Score
26	A	LSU	60 71
35	A	Virginia	64 61

RPI	S	Opponent	Score
61	A	Mercer	72 54
66	H	Georgia Tech	60 53
96	A	Kentucky	56 42
100	H	Wright St.	87 71

RPI	S	Opponent	Score
106	H	Auburn	60 48
112	H	Arkansas	78 65
134	A	Vanderbilt	81 52
134	H	Vanderbilt	67 55
138	H	Ole Miss	69 45
140	A	BYU	79 63
159	A	Florida	66 57
176	H	Furman	79 44
211	A	N. C. A&T	73 63
249	H	Howard	87 47
252	H	North Florida	75 37
298	H	Wofford	95 56
307	H	Western Caro.	76 50
308	H	Tennessee Tech	56 48

LAST 12 Division I GAMES:

16	H	South Carolina	65 77	13	H	Missouri	62 50
11	A	Tennessee	46 62	106	H	Auburn	60 48
134	H	Vanderbilt	67 55	21	A	Texas A&M	92 84
138	H	Ole Miss	69 45	112	H	Arkansas	78 65
26	A	LSU	60 71	96	A	Kentucky	56 42
159	A	Florida	66 57	134	A	Vanderbilt	81 52

Non-Div I Games:

Georgia

Loss,
 Non-Conf, S Site,
 H Home
A Away
 N Neutral

Average RPI Win: 291	WON-LOST RECORD	WINNING PCT. RANK	LAST 10 GAMES	STRENGTH OF SCHEDULE	OPP. STRENGTH OF SCHEDULE	TEAM RPI	ADJ. RPI	CONF. RPI	ADJ CONF. RPI
Average RPI Loss: 165									
DIV. I ONLY	5- 18	309	3- 7	241	202	315	315	22	22
DIV. I NON-CONF.	2- 7	286	0- 0	177	109	279	279	23	23

TOTALS	RPI 1-25	RPI 26-50	W-L RECORDS	RPI 51-100	RPI 101-999	RPI 201+			
5- 18	0- 1	0- 1	OVERALL	0- 1	5- 15	4- 5			
4- 7	0- 0	0- 1	HOME	0- 0	4- 6	3- 1			
1- 11	0- 0	0- 0	AWAY	0- 0	1- 0	1- 0			
0- 0	0- 0	0- 0	NEUTRAL	0- 0	0- 0	0- 0			
2- 7	0- 1	0- 1	NON-CONFERENCE	0- 1	2- 4	1- 3			
2- 2	0- 0	0- 1	HOME	0- 0	2- 1	1- 1			
0- 5	0- 1	0- 0	AWAY	0- 1	0- 3	0- 2			
0- 0	0- 0	0- 0	NEUTRAL	0- 0	0- 0	0- 0			
3- 11	0- 0	0- 0	CONFERENCE	0- 0	3- 11	3- 2			
2- 5	0- 0	0- 0	HOME	0- 0	2- 5	2- 0			
1- 6	0- 0	0- 0	AWAY	0- 0	1- 6	1- 2			
0- 0	0- 0	0- 0	NEUTRAL	0- 0	0- 0	0- 0			

RPI 1-25				RPI 26-50				RPI 51-100				RPI 101+ Team's RPI: 315			
RPI	S	Opponent	Score	RPI	S	Opponent	Score	RPI	S	Opponent	Score	RPI	S	Opponent	Score
3	A	Mississippi St.	50 106	46	H	Western Ky.	63 74	66	A	Georgia Tech	51 75	103	A	Little Rock	47 54
												103	H	Little Rock	50 65
												133	H	Texas St.	63 83
												141	A	South Ala.	52 88
												159	A	Florida	66 82
												160	H	UT Arlington	76 81
												168	A	Troy	86 90
												175	H	Louisiana	60 75
												179	H	Jacksonville St.	55 41
												197	A	Arkansas St.	63 76
												197	H	Arkansas St.	58 75
												237	H	Fla. Atlantic	50 82
												256	A	Coastal Caro.	49 64
												260	A	UNCW	62 74
												272	A	Appalachian St.	62 77
												284	H	VCU	61 56
												301	A	Kennesaw St.	61 71
												329	A	Ga. Southern	66 58
												329	H	Ga. Southern	71 56
												336	H	La.-Monroe	70 57

LAST 12 Division I GAMES:															
329	A	Ga. Southern	66 58	160	H	UT Arlington	76 81								
336	H	La.-Monroe	70 57	329	H	Ga. Southern	71 56								
175	H	Louisiana	60 75	256	A	Coastal Caro.	49 64								
103	A	Little Rock	47 54	272	A	Appalachian St.	62 77								
197	A	Arkansas St.	63 76	197	H	Arkansas St.	58 75								
133	H	Texas St.	63 83	103	H	Little Rock	50 65								

Non-Div I Games: Allen 101 56 North Greenville 91 89

Georgia St.

Average RPI Win: 176		WON-LOST	WINNING	LAST 10	STRENGTH OF		OPP. STRENGTH	TEAM	ADJ.	CONF.	ADJ CONF.
Loss: 35		RECORD	PCT. RANK	GAMES	SCHEDULE		OF SCHEDULE	RPI	RPI	RPI	RPI
DIV. I ONLY		16- 11	124	4- 6	30		53	66	66	1	1
DIV. I NON-CONF.		11- 2	22	0- 0	79		241	31	31	1	1
TOTALS		RPI 1-25	RPI 26-50	W-L RECORDS		RPI 51-100	RPI 101-999	RPI 201+			
16- 11	0- 6	2- 3		OVERALL		2- 1	12- 1	6- 0			
12- 3	0- 2	1- 1		HOME		1- 0	10- 0	5- 0			
3- 7	0- 3	1- 2		AWAY		0- 1	2- 1	1- 0			
1- 1	0- 1	0- 0		NEUTRAL		1- 0	0- 0	0- 0			
11- 2	0- 1	2- 1		NON-CONFERENCE		1- 0	8- 0	6- 0			
8- 0	0- 0	1- 0		HOME		0- 0	7- 0	5- 0			
2- 1	0- 0	1- 1		AWAY		0- 0	1- 0	1- 0			
1- 1	0- 1	0- 0		NEUTRAL		1- 0	0- 0	0- 0			
5- 9	0- 5	0- 2		CONFERENCE		1- 1	4- 1	0- 0			
4- 3	0- 2	0- 1		HOME		1- 0	3- 0	0- 0			
1- 6	0- 3	0- 1		AWAY		0- 1	1- 1	0- 0			
0- 0	0- 0	0- 0		NEUTRAL		0- 0	0- 0	0- 0			

RPI 1-25				RPI 26-50				RPI 51-100				RPI 101+			
RPI	S	Opponent	Score	RPI	S	Opponent	Score	RPI	S	Opponent	Score	RPI	S	Opponent	Score
2	A	Notre Dame	69 85	29	A	Georgia	53 60	74	N	Penn	69 55	104	H	North Carolina	79 61
2	H	Notre Dame	54 77	31	A	Syracuse	77 88	76	A	Virginia Tech	62 68	116	H	Middle Tenn.	48 45
4	H	Louisville	71 74	35	H	Virginia	56 62	97	H	Wake Forest	79 67	136	A	Clemson	60 48
6	N	Baylor	57 80	37	A	Princeton	67 56					136	H	Clemson	66 33
17	A	Duke	59 77	43	H	Purdue	68 55					160	H	UT Arlington	80 52
18	A	NC State	43 56									170	A	Pittsburgh	62 68
												194	H	Boston College	67 43
												204	H	Southern Miss.	63 44
												272	A	Appalachian St.	75 41
												301	H	Kennesaw St.	86 48
												311	H	Charleston So.	78 51
												315	H	Georgia St.	75 51
												317	H	South Carolina St.	86 40
LAST 12 Division I GAMES:															
				104	H	North Carolina	79 61	76	A	Virginia Tech	62 68				
				2	A	Notre Dame	69 85	97	H	Wake Forest	79 67				
				194	H	Boston College	67 43	170	A	Pittsburgh	62 68				
				136	A	Clemson	60 48	18	A	NC State	43 56				
				17	A	Duke	59 77	2	H	Notre Dame	54 77				
				35	H	Virginia	56 62	31	A	Syracuse	77 88				

Non-Div I Games:

Georgi a Tech

Average RPI Win:	184	WON-LOST	WINNING	LAST 10	STRENGTH OF	OPP. STRENGTH	TEAM	ADJ.	CONF.	ADJ CONF.
Average RPI Loss:	78	RECORD	PCT. RANK	GAMES	SCHEDULE	OF SCHEDULE	RPI	RPI	RPI	RPI
DIV. I ONLY	22- 5	23	9- 1	111	135	48	48	14	14	
DIV. I NON-CONF.	7- 4	102	0- 0	32	115	56	56	11	11	

TOTALS	RPI 1-25	RPI 26-50	W-L RECORDS	RPI 51-100	RPI 101-999	RPI 201+				
22- 5	0- 0	0- 1	OVERALL	2- 3	20- 1	7- 0				
10- 2	0- 0	0- 0	HOME	0- 2	10- 0	3- 0				
11- 1	0- 0	0- 0	AWAY	2- 0	9- 1	4- 0				
1- 2	0- 0	0- 1	NEUTRAL	0- 1	1- 0	0- 0				
7- 4	0- 0	0- 1	NON-CONFERENCE	1- 2	6- 1	1- 0				
4- 1	0- 0	0- 0	HOME	0- 1	4- 0	0- 0				
2- 1	0- 0	0- 0	AWAY	1- 0	1- 1	1- 0				
1- 2	0- 0	0- 1	NEUTRAL	0- 1	1- 0	0- 0				
15- 1	0- 0	0- 0	CONFERENCE	1- 1	14- 0	6- 0				
6- 1	0- 0	0- 0	HOME	0- 1	6- 0	3- 0				
9- 0	0- 0	0- 0	AWAY	1- 0	8- 0	3- 0				
0- 0	0- 0	0- 0	NEUTRAL	0- 0	0- 0	0- 0				

RPI S Opponent	Score	RPI S Opponent	Score	RPI S Opponent	Score	RPI S Opponent	Score
		28 N DePaul	71 88	68 N Belmont	63 71	109 H Western Ill.	80 65
				78 A Saint Mary's (CA)	73 65	121 A Colorado St.	49 65
				78 H Saint Mary's (CA)	56 72	126 H Portland St.	91 52
				93 H UNLV	50 52	129 H Saint Francis (PA)	97 74
				98 A Washington St.	64 56	140 A BYU	84 70
						142 A Loyola Marymount	75 69
						142 H Loyola Marymount	77 67
						154 N Kent St.	77 57
						155 A San Francisco	81 57
						155 H San Francisco	74 47
						173 H Eastern Wash.	69 45
						180 A Pacific	99 72
						180 H Pacific	90 66
						188 A San Diego	63 44
						230 A Pepperdine	67 48
						230 H Pepperdine	73 51
						248 A Montana	70 55
						283 A Santa Clara	63 51
						283 H Santa Clara	71 44
						316 A Portland	70 56
						316 H Portland	75 36
LAST 12 Division I GAMES:							
230 A Pepperdine	67 48	155 A San Francisco	81 57				
142 A Loyola Marymount	75 69	316 H Portland	75 36				
78 H Saint Mary's (CA)	56 72	283 H Santa Clara	71 44				
180 H Pacific	90 66	78 A Saint Mary's (CA)	73 65				
140 A BYU	84 70	155 H San Francisco	74 47				
188 A San Diego	63 44	316 A Portland	70 56				

Non-Div I Games:

Gonzaga

Average RPI Win:	295	WON-LOST	WINNING	LAST 10	STRENGTH OF	OPP. STRENGTH	TEAM	ADJ.	CONF.	ADJ CONF.
Average RPI Loss:	172	RECORD	PCT. RANK	GAMES	SCHEDULE	OF SCHEDULE	RPI	RPI	RPI	RPI
DIV. I ONLY	13- 12	162	7- 3	320	310	231	231	32	32	
DIV. I NON-CONF.	3- 8	268	0- 0	283	67	275	275	32	32	

TOTALS	RPI 1-25	RPI 26-50	W-L RECORDS	RPI 51-100	RPI 101-999	RPI 201+				
13- 12	0- 1	0- 0	OVERALL	0- 1	13- 10	13- 5				
8- 2	0- 1	0- 0	HOME	0- 0	8- 1	8- 1				
5- 9	0- 0	0- 0	AWAY	0- 0	5- 1	5- 1				
0- 1	0- 0	0- 0	NEUTRAL	0- 0	0- 1	0- 0				
3- 8	0- 1	0- 0	NON-CONFERENCE	0- 1	3- 6	3- 1				
2- 1	0- 1	0- 0	HOME	0- 0	2- 0	2- 0				
1- 6	0- 0	0- 0	AWAY	0- 1	1- 5	1- 1				
0- 1	0- 0	0- 0	NEUTRAL	0- 0	0- 1	0- 0				
10- 4	0- 0	0- 0	CONFERENCE	0- 0	10- 4	10- 4				
6- 1	0- 0	0- 0	HOME	0- 0	6- 1	6- 1				
4- 3	0- 0	0- 0	AWAY	0- 0	4- 3	4- 3				
0- 0	0- 0	0- 0	NEUTRAL	0- 0	0- 0	0- 0				

RPI 1-25				RPI 26-50				RPI 51-100				RPI 101+ Team's RPI: 231			
RPI	S	Opponent	Score	RPI	S	Opponent	Score	RPI	S	Opponent	Score	RPI	S	Opponent	Score
5	H	Florida St.	53 96					81	A	Alabama	49 73	104	N	North Carolina	63 79
												112	A	Arkansas	62 79
												164	A	Louisiana Tech	53 64
												196	A	Memphis	48 57
												197	A	Arkansas St.	56 76
												207	A	Southern U.	44 63
												207	H	Southern U.	79 71
												219	A	Xavier	67 72
												233	A	Texas Southern	56 66
												233	H	Texas Southern	63 73
												262	A	Prairie View	75 68
												262	H	Prairie View	81 79
												266	A	McNeese	75 60
												291	H	Southeastern La.	61 52
												295	H	Alabama St.	93 71
												305	A	Alcorn	75 68
												305	H	Alcorn	68 51
												310	A	Jackson St.	70 82
												310	H	Jackson St.	93 89
												314	H	Alabama A&M	78 49
												336	H	La.-Monroe	61 52
												338	A	Mississippi Val.	64 62
												343	A	Ark.-Pine Bluff	66 57
LAST 12 Division I GAMES:															
310	H	Jackson St.	93 89	343	A	Ark.-Pine Bluff	66 57	310	A	Jackson St.	70 82				
233	A	Texas Southern	56 66	233	H	Texas Southern	63 73	262	H	Prairie View	81 79				
262	A	Prairie View	75 68	262	H	Prairie View	81 79	305	A	Alcorn	75 68				
305	H	Alcorn	68 51	305	A	Alcorn	75 68	207	H	Southern U.	44 63				
207	H	Southern U.	79 71	207	A	Southern U.	44 63								
338	A	Mississippi Val.	64 62												

Non-Div I Games:

Grambling

Loss,
Non-Conf,
S Site,
H Home
A Away
N Neutral

Average RPI Win:	295	WON-LOST	WINNING	LAST 10	STRENGTH OF	OPP. STRENGTH	TEAM	ADJ.	CONF.	ADJ CONF.
Average RPI Loss:	191	RECORD	PCT. RANK	GAMES	SCHEDULE	OF SCHEDULE	RPI	RPI	RPI	RPI
DIV. I ONLY	11- 12	194	6- 4	337	315	278	278	31	31	
DIV. I NON-CONF.	4- 8	239	0- 0	282	264	271	271	31	31	

TOTALS	RPI 1-25	RPI 26-50	W-L RECORDS	RPI 51-100	RPI 101-999	RPI 201+				
11- 12	0- 1	0- 0	OVERALL	0- 2	11- 9	11- 6				
7- 5	0- 1	0- 0	HOME	0- 1	7- 3	7- 3				
4- 7	0- 0	0- 0	AWAY	0- 1	4- 6	4- 3				
0- 0	0- 0	0- 0	NEUTRAL	0- 0	0- 0	0- 0				
4- 8	0- 1	0- 0	NON-CONFERENCE	0- 2	4- 5	4- 2				
2- 3	0- 1	0- 0	HOME	0- 1	2- 1	2- 1				
2- 5	0- 0	0- 0	AWAY	0- 1	2- 4	2- 1				
0- 0	0- 0	0- 0	NEUTRAL	0- 0	0- 0	0- 0				
7- 4	0- 0	0- 0	CONFERENCE	0- 0	7- 4	7- 4				
5- 2	0- 0	0- 0	HOME	0- 0	5- 2	5- 2				
2- 2	0- 0	0- 0	AWAY	0- 0	2- 2	2- 2				
0- 0	0- 0	0- 0	NEUTRAL	0- 0	0- 0	0- 0				

RPI 1-25				RPI 26-50				RPI 51-100				RPI 101+ Team's RPI: 278			
RPI	S	Opponent	Score	RPI	S	Opponent	Score	RPI	S	Opponent	Score	RPI	S	Opponent	Score
17	H	Duke	61 74					93	A	UNLV	47 76	120	A	Bethune-Cookman	60 69
								94	H	Rice	59 69	158	A	Cal Poly	69 75
												185	A	Washington	65 79
												214	H	CSU Bakersfield	40 69
												220	H	Seattle U	74 63
												232	A	New Mexico St.	60 64
												232	H	New Mexico St.	50 34
												237	A	Fla. Atlantic	77 73
												282	A	UMKC	82 84
												282	H	UMKC	59 62
												283	H	Santa Clara	39 38
												293	A	Valparaiso	75 80
												312	A	UTRGV	65 59
												312	H	UTRGV	59 58
												313	A	Northern Ariz.	72 54
												321	H	Southern Utah	59 54
												322	H	Long Beach St.	63 65
												327	H	Utah Valley	81 61
												345	A	Chicago St.	59 43
												345	H	Chicago St.	64 36

LAST 12 Division I GAMES:															
214	H	CSU Bakersfield	40 69	282	H	UMKC	59 62								
232	H	New Mexico St.	50 34	345	H	Chicago St.	64 36								
312	H	UTRGV	59 58	312	A	UTRGV	65 59								
345	A	Chicago St.	59 43	232	A	New Mexico St.	60 64								
282	A	UMKC	82 84	220	H	Seattle U	74 63								
327	H	Utah Valley	81 61	283	H	Santa Clara	39 38								

Non-Div I Games: Arizona Christian 75 51 Benedictine Mesa 67 53

Grand Canyon

■ Loss,
 ■ Non-Conf,
 ■ S Site,
 ■ Home
 ■ Away
 N Neutral

Average RPI Win:	154	WON-LOST	WINNING	LAST 10	STRENGTH OF	OPP. STRENGTH	TEAM	ADJ.	CONF.	ADJ CONF.
Average RPI Loss:	121	RECORD	PCT. RANK	GAMES	SCHEDULE	OF SCHEDULE	RPI	RPI	RPI	RPI
DIV. I ONLY	23- 3	8	9- 1	60	116	12	12	11	11	
DIV. I NON-CONF.	10- 1	15	0- 0	41	35	9	9	14	14	

TOTALS	RPI 1-25	RPI 26-50	W-L RECORDS	RPI 51-100	RPI 101-999	RPI 201+				
23- 3	0- 1	4- 0	OVERALL	4- 0	15- 2	7- 1				
11- 0	0- 0	2- 0	HOME	2- 0	7- 0	3- 0				
10- 2	0- 0	1- 0	AWAY	2- 0	7- 2	3- 1				
2- 1	0- 1	1- 0	NEUTRAL	0- 0	1- 0	1- 0				
10- 1	0- 1	4- 0	NON-CONFERENCE	0- 0	6- 0	3- 0				
4- 0	0- 0	2- 0	HOME	0- 0	2- 0	1- 0				
4- 0	0- 0	1- 0	AWAY	0- 0	3- 0	1- 0				
2- 1	0- 1	1- 0	NEUTRAL	0- 0	1- 0	1- 0				
13- 2	0- 0	0- 0	CONFERENCE	4- 0	9- 2	4- 1				
7- 0	0- 0	0- 0	HOME	2- 0	5- 0	2- 0				
6- 2	0- 0	0- 0	AWAY	2- 0	4- 2	2- 1				
0- 0	0- 0	0- 0	NEUTRAL	0- 0	0- 0	0- 0				

RPI	S	Opponent	Score	RPI	S	Opponent	Score	RPI	S	Opponent	Score	RPI	S	Opponent	Score
3	N	Mississippi St.	46 67	30	H	Marquette	63 55	75	A	IUPUI	60 34	107	A	Milwaukee	65 36
				32	H	South Dakota St.	55 41	75	H	IUPUI	52 45	107	H	Milwaukee	52 29
				33	A	Dayton	75 64	100	A	Wright St.	58 51	114	H	Chattanooga	60 30
				41	N	Arizona St.	61 48	100	H	Wright St.	75 68	118	A	Cleveland St.	60 71
												118	H	Cleveland St.	69 43
												177	A	Youngstown St.	67 42
												177	H	Youngstown St.	65 56
												182	A	Wisconsin	67 34
												190	A	Northwestern	63 57
												212	N	Columbia	61 43
												218	A	Oakland	81 48
												241	A	Northern Ky.	54 62
												241	H	Northern Ky.	58 41
												270	H	Bradley	72 40
												300	A	Loyola Chicago	76 39
												319	A	Detroit Mercy	85 27
												332	H	Ill.-Chicago	65 36

LAST 12 Division I GAMES:															
				177	A	Youngstown St.	67 42	332	H	Ill.-Chicago	65 36				
				118	A	Cleveland St.	60 71	218	A	Oakland	81 48				
				107	A	Milwaukee	65 36	319	A	Detroit Mercy	85 27				
				100	H	Wright St.	75 68	75	A	IUPUI	60 34				
				241	H	Northern Ky.	58 41	118	H	Cleveland St.	69 43				
				75	H	IUPUI	52 45	177	H	Youngstown St.	65 56				

Non-Div I Games:

Green Bay

Average RPI Win:	276	WON-LOST	WINNING	LAST 10	STRENGTH OF	OPP. STRENGTH	TEAM	ADJ.	CONF.	ADJ CONF.
Average RPI Loss:	131	RECORD	PCT. RANK	GAMES	SCHEDULE	OF SCHEDULE	RPI	RPI	RPI	RPI
DIV. I ONLY	13- 13	174	7- 3	276	194	202	202	30	30	
DIV. I NON-CONF.	4- 9	249	1- 0	110	16	185	185	30	30	

TOTALS	RPI 1-25	RPI 26-50	W-L RECORDS	RPI 51-100	RPI 101-999	RPI 201+				
13- 13	0- 1	0- 2	OVERALL	0- 2	13- 8	12- 3				
6- 3	0- 0	0- 1	HOME	0- 0	6- 2	6- 1				
6- 9	0- 1	0- 1	AWAY	0- 2	6- 5	5- 2				
1- 1	0- 0	0- 0	NEUTRAL	0- 0	1- 1	1- 0				
4- 9	0- 1	0- 2	NON-CONFERENCE	0- 2	4- 4	3- 0				
2- 1	0- 0	0- 1	HOME	0- 0	2- 0	2- 0				
1- 7	0- 1	0- 1	AWAY	0- 2	1- 3	0- 0				
1- 1	0- 0	0- 0	NEUTRAL	0- 0	1- 1	1- 0				
9- 4	0- 0	0- 0	CONFERENCE	0- 0	9- 4	9- 3				
4- 2	0- 0	0- 0	HOME	0- 0	4- 2	4- 1				
5- 2	0- 0	0- 0	AWAY	0- 0	5- 2	5- 2				
0- 0	0- 0	0- 0	NEUTRAL	0- 0	0- 0	0- 0				

RPI 1-25				RPI 26-50				RPI 51-100				RPI 101+ Team's RPI: 202			
RPI	S	Opponent	Score	RPI	S	Opponent	Score	RPI	S	Opponent	Score	RPI	S	Opponent	Score
8	A	Oregon	45 87	35	A	Virginia	62 66	52	A	Elon	59 82	104	A	North Carolina	70 66
				45	H	Quinnipiac	58 64	69	A	TCU	68 90	114	A	Chattanooga	52 64
												120	H	Bethune-Cookman	56 61
												145	A	Samford	61 66
												148	N	Brown	66 73
												181	A	Temple	56 65
												211	A	N.C. A&T	63 51
												212	H	Columbia	60 58
												215	H	Norfolk St.	48 63
												247	N	San Jose St.	81 73
												249	A	Howard	63 68
												271	A	UMES	70 65
												277	H	Old Dominion	50 42
												299	A	Coppin St.	83 48
												299	H	Coppin St.	67 35
												317	A	South Carolina St.	70 78
												317	H	South Carolina St.	60 42
												333	H	Delaware St.	66 62
												334	A	N.C. Central	62 53
												340	H	Florida A&M	66 65
												341	A	Savannah St.	81 53
LAST 12 Division I GAMES:															
317	H	South Carolina St.	60 42	120	H	Bethune-Cookman	56 61								
299	A	Coppin St.	83 48	340	H	Florida A&M	66 65								
215	H	Norfolk St.	48 63	317	A	South Carolina St.	70 78								
211	A	N.C. A&T	63 51	341	A	Savannah St.	81 53								
334	A	N.C. Central	62 53	277	H	Old Dominion	50 42								
299	H	Coppin St.	67 35	333	H	Delaware St.	66 62								

Non-Div I Games:

Hampton

Average RPI Win:	249	WON-LOST	WINNING	LAST 10	STRENGTH OF	OPP. STRENGTH	TEAM	ADJ.	CONF.	ADJ CONF.
Average RPI Loss:	118	RECORD	PCT. RANK	GAMES	SCHEDULE	OF SCHEDULE	RPI	RPI	RPI	RPI
DIV. I ONLY	15- 12	138	4- 6	155	254	156	156	20	20	
DIV. I NON-CONF.	8- 5	111	0- 0	152	239	121	121	24	24	

TOTALS	RPI 1-25	RPI 26-50	W-L RECORDS	RPI 51-100	RPI 101-999	RPI 201+				
15- 12	0- 1	0- 1	OVERALL	1- 4	14- 6	10- 1				
9- 4	0- 1	0- 0	HOME	1- 1	8- 2	6- 0				
3- 8	0- 0	0- 0	AWAY	0- 0	3- 1	2- 1				
3- 0	0- 0	0- 0	NEUTRAL	0- 0	3- 0	2- 0				
8- 5	0- 1	0- 1	NON-CONFERENCE	0- 1	8- 2	6- 0				
4- 2	0- 1	0- 0	HOME	0- 0	4- 1	3- 0				
1- 3	0- 0	0- 1	AWAY	0- 1	1- 1	1- 0				
3- 0	0- 0	0- 0	NEUTRAL	0- 0	3- 0	2- 0				
7- 7	0- 0	0- 0	CONFERENCE	1- 3	6- 4	4- 1				
5- 2	0- 0	0- 0	HOME	1- 1	4- 1	3- 0				
2- 5	0- 0	0- 0	AWAY	0- 2	2- 3	1- 1				
0- 0	0- 0	0- 0	NEUTRAL	0- 0	0- 0	0- 0				

RPI 1-25				RPI 26-50				RPI 51-100				RPI 101+				Team's RPI: 156
RPI	S	Opponent	Score	RPI	S	Opponent	Score	RPI	S	Opponent	Score	RPI	S	Opponent	Score	
24	H	Villanova	53 71	31	A	Syracuse	63 75	70	A	Fordham	44 69	104	A	North Carolina	70 90	
								82	A	Maine	56 59	117	N	Yale	78 70	
								82	H	Maine	44 59	128	H	Delaware	63 72	
								84	A	Albany (NY)	53 66	150	A	Binghamton	59 64	
								84	H	Albany (NY)	70 55	182	A	New Hampshire	58 76	
												182	H	New Hampshire	85 49	
												186	A	Stony Brook	75 68	
												186	H	Stony Brook	58 66	
												193	H	Siena	71 62	
												238	H	Niagara	83 65	
												239	H	Hofstra	60 49	
												286	H	Central Conn. St.	68 52	
												289	A	Bryant	59 47	
												290	A	Vermont	47 53	
												290	H	Vermont	91 52	
												311	N	Charleston So.	62 43	
												314	N	Alabama A&M	56 47	
												320	H	UMBC	65 54	
												344	A	UMass Lowell	81 42	
												344	H	UMass Lowell	78 56	

LAST 12 Division I GAMES:																
290	H	Vermont	91 52	344	H	UMass Lowell	78 56									
182	A	New Hampshire	58 76	290	A	Vermont	47 53									
84	A	Albany (NY)	53 66	82	H	Maine	44 59									
82	A	Maine	56 59	320	H	UMBC	65 54									
186	H	Stony Brook	58 66	150	A	Binghamton	59 64									
182	H	New Hampshire	85 49	344	A	UMass Lowell	81 42									

Non-Div I Games:

Hartford

Average RPI Win:	188	WON-LOST	WINNING	LAST 10	STRENGTH OF	OPP. STRENGTH	TEAM	ADJ.	CONF.	ADJ CONF.
Average RPI Loss:	78	RECORD	PCT. RANK	GAMES	SCHEDULE	OF SCHEDULE	RPI	RPI	RPI	RPI
DIV. I ONLY	14- 9	116	7- 3	73	110	72	72	9	9	
DIV. I NON-CONF.	8- 5	111	2- 0	101	120	79	79	9	9	

TOTALS	RPI 1-25	RPI 26-50	W-L RECORDS	RPI 51-100	RPI 101-999	RPI 201+				
14- 9	0- 0	0- 3	OVERALL	1- 4	13- 2	6- 0				
10- 0	0- 0	0- 0	HOME	1- 0	9- 0	4- 0				
2- 8	0- 0	0- 2	AWAY	0- 4	2- 2	0- 0				
2- 1	0- 0	0- 1	NEUTRAL	0- 0	2- 0	2- 0				
8- 5	0- 0	0- 2	NON-CONFERENCE	0- 2	8- 1	4- 0				
5- 0	0- 0	0- 0	HOME	0- 0	5- 0	2- 0				
1- 4	0- 0	0- 1	AWAY	0- 2	1- 1	0- 0				
2- 1	0- 0	0- 1	NEUTRAL	0- 0	2- 0	2- 0				
6- 4	0- 0	0- 1	CONFERENCE	1- 2	5- 1	2- 0				
5- 0	0- 0	0- 0	HOME	1- 0	4- 0	2- 0				
1- 4	0- 0	0- 1	AWAY	0- 2	1- 1	0- 0				
0- 0	0- 0	0- 0	NEUTRAL	0- 0	0- 0	0- 0				

RPI 1-25				RPI 26-50				RPI 51-100				Team's RPI : 72				RPI 101+			
RPI	S	Opponent	Score	RPI	S	Opponent	Score	RPI	S	Opponent	Score	RPI	S	Opponent	Score	RPI	S	Opponent	Score
				33	N	Dayton	66 72	51	A	FGCU	56 65	117	A	Yale	63 69				
				35	A	Virginia	48 50	74	A	Penn	49 69	117	H	Yale	97 73				
				37	A	Princeton	47 80	82	A	Maine	51 76	144	A	Northeastern	79 69				
								90	A	Dartmouth	56 63	148	A	Brown	86 74				
								90	H	Dartmouth	76 65	148	H	Brown	87 85				
												181	A	Temple	64 86				
												186	H	Stony Brook	60 53				
												193	H	Siena	75 67				
												195	H	Boston U.	80 70				
												210	N	Akron	76 63				
												211	N	N. C. A&T	64 60				
												212	H	Columbia	85 67				
												235	H	La Salle	70 61				
												264	H	Cornell	80 58				
												273	H	Sacred Heart	70 62				
LAST 12 Division I GAMES:																			
				117	A	Yale	63 69	148	H	Brown	87 85								
				148	A	Brown	86 74	117	H	Yale	97 73								
				74	A	Penn	49 69	90	H	Dartmouth	76 65								
				37	A	Princeton	47 80	235	H	La Salle	70 61								
				264	H	Cornell	80 58	90	A	Dartmouth	56 63								
				212	H	Columbia	85 67	186	H	Stony Brook	60 53								

Non-Div I Games:

Harvard

Average RPI Win: 253
Average RPI Loss: 143

WON-LOST
RECORD

WINNING
PCT. RANK

LAST 10
GAMES

STRENGTH OF
SCHEDULE

OPP. STRENGTH
OF SCHEDULE

TEAM
RPI

ADJ.
RPI

CONF.
RPI

ADJ CONF.
RPI

DIV. I ONLY	9- 15	239	3- 7	181	199	250	250	21	21
DIV. I NON-CONF.	6- 6	170	0- 0	145	142	181	181	20	20

TOTALS	RPI 1-25	RPI 26-50	W-L RECORDS	RPI 51-100	RPI 101-999	RPI 201+			
9- 15	0- 2	0- 2	OVERALL	0- 2	9- 9	7- 4			
7- 6	0- 0	0- 2	HOME	0- 1	7- 3	5- 1			
2- 7	0- 0	0- 0	AWAY	0- 1	2- 6	2- 3			
0- 2	0- 2	0- 0	NEUTRAL	0- 0	0- 0	0- 0			
6- 6	0- 2	0- 2	NON-CONFERENCE	0- 0	6- 2	4- 1			
4- 3	0- 0	0- 2	HOME	0- 0	4- 1	2- 0			
2- 1	0- 0	0- 0	AWAY	0- 0	2- 1	2- 1			
0- 2	0- 2	0- 0	NEUTRAL	0- 0	0- 0	0- 0			
3- 9	0- 0	0- 0	CONFERENCE	0- 2	3- 7	3- 3			
3- 3	0- 0	0- 0	HOME	0- 1	3- 2	3- 1			
0- 6	0- 0	0- 0	AWAY	0- 1	0- 5	0- 2			
0- 0	0- 0	0- 0	NEUTRAL	0- 0	0- 0	0- 0			

RPI 1-25				RPI 26-50				RPI 51-100				RPI 101+ Team's RPI: 250			
RPI	S	Opponent	Score	RPI	S	Opponent	Score	RPI	S	Opponent	Score	RPI	S	Opponent	Score
8	N	Oregon	44 85	43	H	Purdue	67 79	63	A	UC Davi s	52 76	143	H	Idaho St.	62 64
21	N	Texas A&M	59 103	49	H	Southern Cal i forni a	60 71	63	H	UC Davi s	56 68	158	A	Cal Poly	50 52
												161	H	Mari st	70 63
												167	A	UC Irvi ne	66 70
												167	H	UC Irvi ne	67 74
												188	H	San Diego	64 63
												189	A	UC Santa Barbara	61 71
												206	H	CSUN	58 70
												220	A	Seattle U	73 58
												229	A	UC Ri versi de	57 79
												229	H	UC Ri versi de	63 57
												234	H	Montana St.	81 75
												280	A	Ari zona	65 60
												313	H	Northern Ari z.	84 68
												316	A	Portl and	47 76
												322	H	Long Beach St.	74 66
												326	A	Cal St. Fullerton	57 69
												326	H	Cal St. Fullerton	59 54
LAST 12 Division I GAMES:															
				63	H	UC Davi s	56 68	167	A	UC Irvi ne	66 70				
				326	H	Cal St. Fullerton	59 54	229	A	UC Ri versi de	57 79				
				189	A	UC Santa Barbara	61 71	322	H	Long Beach St.	74 66				
				158	A	Cal Poly	50 52	167	H	UC Irvi ne	67 74				
				229	H	UC Ri versi de	63 57	63	A	UC Davi s	52 76				
				206	H	CSUN	58 70	326	A	Cal St. Fullerton	57 69				

Non-Div I Games: Hawai i Paci fi c 67 57

Hawai i

Loss, Non-Conf, S Site, H Home A Away N Neutral

Average RPI Win:	277	WON-LOST	WINNING	LAST 10	STRENGTH OF	OPP. STRENGTH	TEAM	ADJ.	CONF.	ADJ CONF.
Average RPI Loss:	143	RECORD	PCT. RANK	GAMES	SCHEDULE	OF SCHEDULE	RPI	RPI	RPI	RPI
DIV. I ONLY	13- 10	134	5- 5	289	273	200	200	27	27	
DIV. I NON-CONF.	4- 5	202	0- 0	134	92	136	136	28	28	

TOTALS	RPI 1-25	RPI 26-50	W-L RECORDS	RPI 51-100	RPI 101-999	RPI 201+				
13- 10	0- 1	0- 0	OVERALL	0- 4	13- 5	12- 3				
5- 5	0- 0	0- 0	HOME	0- 2	5- 3	5- 2				
8- 5	0- 0	0- 0	AWAY	0- 1	8- 2	7- 1				
0- 0	0- 0	0- 0	NEUTRAL	0- 0	0- 0	0- 0				
4- 5	0- 1	0- 0	NON-CONFERENCE	0- 3	4- 1	3- 0				
1- 2	0- 0	0- 0	HOME	0- 1	1- 1	1- 0				
3- 3	0- 1	0- 0	AWAY	0- 2	3- 0	2- 0				
0- 0	0- 0	0- 0	NEUTRAL	0- 0	0- 0	0- 0				
9- 5	0- 0	0- 0	CONFERENCE	0- 1	9- 4	9- 3				
4- 3	0- 0	0- 0	HOME	0- 1	4- 2	4- 2				
5- 2	0- 0	0- 0	AWAY	0- 0	5- 2	5- 1				
0- 0	0- 0	0- 0	NEUTRAL	0- 0	0- 0	0- 0				

RPI 1-25				RPI 26-50				RPI 51-100				RPI 101+ Team's RPI: 200			
RPI	S	Opponent	Score	RPI	S	Opponent	Score	RPI	S	Opponent	Score	RPI	S	Opponent	Score
17	A	Duke	50 77					76	A	Virginia Tech	63 86	149	A	Radford	47 50
								80	H	UAB	61 77	178	H	Davids on	74 82
								85	H	Liberty	42 65	184	A	Stetson	69 64
								86	A	Ohio	61 64	215	A	Norfolk St.	59 56
												217	H	Gardner-Webb	83 80
												223	A	UNC Asheville	58 45
												223	H	UNC Asheville	59 78
												226	A	UNCG	81 72
												263	A	Campbell	62 53
												263	H	Campbell	44 51
												274	A	Presbyteria n	55 62
												274	H	Presbyteria n	81 55
												307	H	Western Caro.	75 69
												311	A	Charleston So.	75 74
												342	A	Winthrop	79 58
												342	H	Winthrop	77 40
												347	A	Longwood	75 39
												347	H	Longwood	62 41

LAST 12 Division I GAMES:															
274	A	Presbyteria n	55 62	311	A	Charleston So.	75 74								
342	H	Winthrop	77 40	149	A	Radford	47 50								
223	H	UNC Asheville	59 78	347	H	Longwood	62 41								
347	A	Longwood	75 39	263	A	Campbell	62 53								
263	H	Campbell	44 51	342	A	Winthrop	79 58								
85	H	Liberty	42 65	274	H	Presbyteria n	81 55								

Non-Div I Games: N. C. Wesleyan 111 54 Barton 82 69

High Point

H
o
f
s
t
r
a

Hofstra				Through Games Of Feb. 18, 2018						
Average RPI Win:	246	WON-LOST	WINNING	LAST 10	STRENGTH OF	OPP. STRENGTH	TEAM	ADJ.	CONF.	ADJ CONF.
Average RPI Loss:	138	RECORD	PCT. RANK	GAMES	SCHEDULE	OF SCHEDULE	RPI	RPI	RPI	RPI
DIV. I ONLY	11- 15	218	3- 7	245	166	239	239	10	10	
DIV. I NON-CONF.	6- 5	153	0- 0	330	200	242	242	12	12	

TOTALS	RPI 1-25	RPI 26-50	W-L RECORDS	RPI 51-100	RPI 101-999	RPI 201+				
11- 15	0- 0	0- 0	OVERALL	1- 6	10- 9	9- 3				
6- 7	0- 0	0- 0	HOME	0- 3	6- 4	5- 1				
4- 8	0- 0	0- 0	AWAY	0- 3	4- 5	4- 2				
1- 0	0- 0	0- 0	NEUTRAL	1- 0	0- 0	0- 0				
6- 5	0- 0	0- 0	NON-CONFERENCE	1- 1	5- 4	5- 1				
3- 2	0- 0	0- 0	HOME	0- 0	3- 2	3- 0				
2- 3	0- 0	0- 0	AWAY	0- 1	2- 2	2- 1				
1- 0	0- 0	0- 0	NEUTRAL	1- 0	0- 0	0- 0				
5- 10	0- 0	0- 0	CONFERENCE	0- 5	5- 5	4- 2				
3- 5	0- 0	0- 0	HOME	0- 3	3- 2	2- 1				
2- 5	0- 0	0- 0	AWAY	0- 2	2- 3	2- 1				
0- 0	0- 0	0- 0	NEUTRAL	0- 0	0- 0	0- 0				

H
o
f
s
t
r
a

RPI 1-25				RPI 26-50				RPI 51-100				RPI 101+ Team's RPI: 239			
RPI	S	Opponent	Score	RPI	S	Opponent	Score	RPI	S	Opponent	Score	RPI	S	Opponent	Score
								52	H	Elon	65 72	128	A	Delaware	41 61
								53	A	Drexel	38 47	128	H	Delaware	51 58
								53	H	Drexel	47 58	152	A	William & Mary	53 63
								71	A	James Madison	56 73	152	H	William & Mary	65 54
								71	H	James Madison	42 55	156	A	Hartford	49 60
								93	A	UNLV	52 68	186	H	Stony Brook	49 73
								97	N	Wake Forest	69 66	193	H	Siena	60 70
												212	A	Col umbi a	53 75
												245	H	Holy Cross	69 63
												251	A	Col . of Charleston	75 60
												251	H	Col . of Charleston	65 60
												255	H	St. Bonaventure	71 68
												260	A	UNCW	69 61
												260	H	UNCW	55 59
												267	A	Towson	72 73
												267	H	Towson	83 72
												273	A	Sacred Heart	86 81
												320	H	UMBC	71 55
												337	A	Iona	68 43

LAST 12 Division I GAMES:															
				267	H	Towson	83 72	71	A	James Madison	56 73				
				52	H	Elon	65 72	53	H	Drexel	47 58				
				128	A	Delaware	41 61	152	H	William & Mary	65 54				
				267	A	Towson	72 73	251	H	Col . of Charleston	65 60				
				260	H	UNCW	55 59	128	H	Delaware	51 58				
				152	A	William & Mary	53 63	260	A	UNCW	69 61				

Non-Div I Games:

Hofstra

Average RPI Win:	257	WON-LOST	WINNING	LAST 10	STRENGTH OF	OPP. STRENGTH	TEAM	ADJ.	CONF.	ADJ CONF.
Average RPI Loss:	153	RECORD	PCT. RANK	GAMES	SCHEDULE	OF SCHEDULE	RPI	RPI	RPI	RPI
DIV. I ONLY	10- 16	236	3- 7	239	216	245	245	15	15	
DIV. I NON-CONF.	5- 6	187	0- 0	308	309	257	257	18	18	

TOTALS	RPI 1-25	RPI 26-50	W-L RECORDS	RPI 51-100	RPI 101-999	RPI 201+				
10- 16	0- 0	0- 0	OVERALL	0- 5	10- 11	7- 4				
3- 10	0- 0	0- 0	HOME	0- 4	3- 6	2- 2				
7- 6	0- 0	0- 0	AWAY	0- 1	7- 5	5- 2				
0- 0	0- 0	0- 0	NEUTRAL	0- 0	0- 0	0- 0				
5- 6	0- 0	0- 0	NON-CONFERENCE	0- 2	5- 4	5- 1				
2- 3	0- 0	0- 0	HOME	0- 2	2- 1	2- 0				
3- 3	0- 0	0- 0	AWAY	0- 0	3- 3	3- 1				
0- 0	0- 0	0- 0	NEUTRAL	0- 0	0- 0	0- 0				
5- 10	0- 0	0- 0	CONFERENCE	0- 3	5- 7	2- 3				
1- 7	0- 0	0- 0	HOME	0- 2	1- 5	0- 2				
4- 3	0- 0	0- 0	AWAY	0- 1	4- 2	2- 1				
0- 0	0- 0	0- 0	NEUTRAL	0- 0	0- 0	0- 0				

RPI 1-25				RPI 26-50				RPI 51-100				RPI 101+ Team's RPI: 245			
RPI	S	Opponent	Score	RPI	S	Opponent	Score	RPI	S	Opponent	Score	RPI	S	Opponent	Score
								56	H	American	63 68	123	A	Bucknell I	63 72
								77	A	Navy	54 62	123	H	Bucknell I	47 71
								77	H	Navy	58 65	148	A	Brown	78 82
								84	H	Albany (NY)	56 65	161	A	Marist	74 85
								90	H	Dartmouth	74 76	162	A	Army West Point	70 62
												162	H	Army West Point	57 66
												191	H	Lehigh	54 49
												194	H	Boston College	61 70
												195	A	Boston U.	60 57
												195	H	Boston U.	58 64
												228	A	Lafayette	69 56
												228	H	Lafayette	65 69
												239	A	Hofstra	63 69
												246	A	Loyola Maryl and	60 77
												246	H	Loyola Maryl and	58 65
												268	A	Colgate	71 64
												275	A	Rider	83 56
												289	H	Bryant	59 57
												290	H	Vermont	64 53
												324	A	Rhode Island	69 63
												344	A	UMass Lowell	84 56

LAST 12 Division I GAMES:															
123	A	Bucknell I	63 72	56	H	American	63 68	123	H	Bucknell I	47 71				
162	H	Army West Point	57 66	162	A	Army West Point	70 62								
195	H	Boston U.	58 64	195	A	Boston U.	60 57								
77	A	Navy	54 62	77	H	Navy	58 65								
246	H	Loyola Maryl and	69 56	246	A	Loyola Maryl and	60 77								

Non-Div I Games:

Holy Cross

H
o
u
s
t
o
n

Houston				Through Games Of Feb. 18, 2018							
Average RPI	Win:	166	WON-LOST	WINNING	LAST 10	STRENGTH OF	OPP. STRENGTH	TEAM	ADJ.	CONF.	ADJ CONF.
Average RPI	Loss:	106	RECORD	PCT. RANK	GAMES	SCHEDULE	OF SCHEDULE	RPI	RPI	RPI	RPI
DIV. I ONLY			20- 7	49	6- 4	136	83	57	57	8	8
DIV. I NON-CONF.			11- 3	45	0- 0	121	79	37	37	7	7

TOTALS		RPI 1-25		RPI 26-50		W-L RECORDS		RPI 51-100	RPI 101-999	RPI 201+	
20- 7		0- 3		0- 0		OVERALL		1- 0	19- 4	6- 0	
10- 2		0- 1		0- 0		HOME		0- 0	10- 1	4- 0	
7- 5		0- 2		0- 0		AWAY		0- 0	7- 3	2- 0	
3- 0		0- 0		0- 0		NEUTRAL		1- 0	2- 0	0- 0	
11- 3		0- 2		0- 0		NON-CONFERENCE		1- 0	10- 1	4- 0	
5- 0		0- 0		0- 0		HOME		0- 0	5- 0	3- 0	
3- 3		0- 2		0- 0		AWAY		0- 0	3- 1	1- 0	
3- 0		0- 0		0- 0		NEUTRAL		1- 0	2- 0	0- 0	
9- 4		0- 1		0- 0		CONFERENCE		0- 0	9- 3	2- 0	
5- 2		0- 1		0- 0		HOME		0- 0	5- 1	1- 0	
4- 2		0- 0		0- 0		AWAY		0- 0	4- 2	1- 0	
0- 0		0- 0		0- 0		NEUTRAL		0- 0	0- 0	0- 0	

H
o
u
s
t
o
n

RPI 1-25				RPI 26-50				RPI 51-100				Team's RPI: 57				RPI 101+			
RPI	S	Opponent	Score	RPI	S	Opponent	Score	RPI	S	Opponent	Score	RPI	S	Opponent	Score	RPI	S	Opponent	Score
1	H	UConn	35 95													105	H	George Mason	82 73
21	A	Texas A&M	65 83					85	N	Liberty	75 68					107	N	Milwaukee	74 59
25	A	Rutgers	57 75													113	A	Tulane	98 92
																113	H	Tulane	72 48
																125	H	ETSU	88 69
																132	H	Cincinnati	82 88
																133	A	Texas St.	72 67
																135	A	Wichita St.	73 62
																135	H	Wichita St.	73 55
																144	N	Northeastern	72 64
																160	A	UT Arlington	62 58
																172	A	Tulsa	77 83
																181	A	Temple	99 75
																194	A	Boston College	74 79
																196	H	Memphis	66 55
																198	A	East Carolina	78 80
																198	H	East Carolina	97 81
																205	A	SMU	85 75
																205	H	SMU	60 56
																212	H	Columbia	77 53
																224	A	New Orleans	78 66
																227	H	Texas Tech	79 75
																309	H	Incarnate Word	98 67
LAST 12 Division I GAMES:																			
198	H	East Carolina	97 81	198	A	East Carolina	78 80												
172	A	Tulsa	77 83	181	A	Temple	99 75												
196	H	Memphis	66 55	1	H	UConn	35 95												
135	A	Wichita St.	73 62	132	H	Cincinnati	82 88												
113	H	Tulane	72 48	113	A	Tulane	98 92												
205	H	SMU	60 56	135	H	Wichita St.	73 55												

Non-Div I Games:

Houston

Average RPI Win:	326	WON-LOST	WINNING	LAST 10	STRENGTH OF	OPP. STRENGTH	TEAM	ADJ.	CONF.	ADJ CONF.
Average RPI Loss:	190	RECORD	PCT. RANK	GAMES	SCHEDULE	OF SCHEDULE	RPI	RPI	RPI	RPI
DIV. I ONLY	4- 16	317	4- 6	302	320	325	325	26	26	
DIV. I NON-CONF.	0- 6	337	0- 0	103	296	325	325	25	25	

TOTALS	RPI 1-25	RPI 26-50	W-L RECORDS	RPI 51-100	RPI 101-999	RPI 201+				
4- 16	0- 1	0- 0	OVERALL	0- 1	4- 14	4- 8				
2- 5	0- 0	0- 0	HOME	0- 0	2- 5	2- 3				
2- 11	0- 1	0- 0	AWAY	0- 1	2- 9	2- 5				
0- 0	0- 0	0- 0	NEUTRAL	0- 0	0- 0	0- 0				
0- 6	0- 1	0- 0	NON-CONFERENCE	0- 1	0- 4	0- 1				
0- 0	0- 0	0- 0	HOME	0- 0	0- 0	0- 0				
0- 6	0- 1	0- 0	AWAY	0- 1	0- 4	0- 1				
0- 0	0- 0	0- 0	NEUTRAL	0- 0	0- 0	0- 0				
4- 10	0- 0	0- 0	CONFERENCE	0- 0	4- 10	4- 7				
2- 5	0- 0	0- 0	HOME	0- 0	2- 5	2- 3				
2- 5	0- 0	0- 0	AWAY	0- 0	2- 5	2- 4				
0- 0	0- 0	0- 0	NEUTRAL	0- 0	0- 0	0- 0				

RPI 1-25				RPI 26-50				RPI 51-100				RPI 101+ Team's RPI: 325			
RPI	S	Opponent	Score	RPI	S	Opponent	Score	RPI	S	Opponent	Score	RPI	S	Opponent	Score
22	A	South Fla.	43 90					94	A	Rice	45 67	108	H	Lamar University	51 79
												119	A	Central Ark.	56 64
												124	H	SFA	54 76
												164	A	Louisiana Tech	62 85
												166	A	UTEP	62 69
												187	A	Oral Roberts	56 78
												224	A	New Orleans	52 70
												225	A	Abilene Christian	68 80
												236	A	A&M-Corpus Christi	49 50
												242	A	Nicholls St.	45 63
												242	H	Nicholls St.	61 73
												266	H	McNeese	74 86
												291	H	Southeastern La.	61 76
												309	A	Incarate Word	58 56
												323	H	Northwestern St.	57 51
												335	A	Sam Houston St.	69 61
												335	H	Sam Houston St.	65 62
												336	A	La.-Monroe	73 77
LAST 12 Division I GAMES:															
335	H	Sam Houston St.	65 62	309	A	Incarate Word	58 56								
323	H	Northwestern St.	57 51	266	H	McNeese	74 86								
242	A	Nicholls St.	45 63	291	H	Southeastern La.	61 76								
119	A	Central Ark.	56 64	335	A	Sam Houston St.	69 61								
124	H	SFA	54 76	225	A	Abilene Christian	68 80								
236	A	A&M-Corpus Christi	49 50	242	H	Nicholls St.	61 73								

Non-Div I Games: LeTourneau 88 43 Paul Quinn 74 54 Jarvis Christian 78 30 Huston-Tillotson 76 72 Houston Baptist

Average RPI Win: 289

Average RPI Loss: 171

WON-LOST
RECORDWINNING
PCT. RANKLAST 10
GAMESSTRENGTH OF
SCHEDULEOPP. STRENGTH
OF SCHEDULETEAM
RPIADJ.
RPICONF.
RPIADJ CONF.
RPIDIV. I ONLY
DIV. I NON-CONF.10- 15
4- 9230
2496- 4
0- 0210
76342
305249
229249
22930
3030
30

TOTALS

RPI 1-25

RPI 26-50

W-L RECORDS

RPI 51-100

RPI 101-999

RPI 201+

10- 15

0- 1

0- 1

OVERALL

0- 1

10- 12

10- 6

7- 5

0- 0

0- 0

HOME

0- 0

7- 5

7- 2

3- 10

0- 0

0- 0

AWAY

0- 0

3- 1

3- 1

0- 0

0- 0

0- 0

NEUTRAL

0- 0

0- 0

0- 0

4- 9

0- 1

0- 1

NON-CONFERENCE

0- 1

4- 6

4- 1

4- 2

0- 0

0- 0

HOME

0- 0

4- 2

4- 0

0- 7

0- 1

0- 1

AWAY

0- 1

0- 4

0- 1

0- 0

0- 0

0- 0

NEUTRAL

0- 0

0- 0

0- 0

6- 6

0- 0

0- 0

CONFERENCE

0- 0

6- 6

6- 5

3- 3

0- 0

0- 0

HOME

0- 0

3- 3

3- 2

3- 3

0- 0

0- 0

AWAY

0- 0

3- 3

3- 3

0- 0

0- 0

0- 0

NEUTRAL

0- 0

0- 0

0- 0

RPI 1-25

RPI 26-50

RPI 51-100

RPI 101+

Team's RPI: 249

RPI S Opponent Score
20 A Maryland 49 111RPI S Opponent Score
29 A Georgia 47 87RPI S Opponent Score
61 A Mercer 44 70

RPI	S	Opponent	Score
115	A	Georgetown	41 93
120	H	Bethune-Cookman	55 59
132	A	Cincinnati	53 87
148	H	Brown	81 85
152	H	William & Mary	71 83
193	A	Siena	61 72
202	H	Hampton	68 63
211	A	N. C. A&T	53 91
211	H	N. C. A&T	68 76
259	A	Morgan St.	68 61
263	H	Campbell	63 61
265	H	St. Francis Brooklyn	72 69
269	H	Fairleigh Dickinson	68 65
271	A	UMES	52 58
271	H	UMES	79 83
290	A	Vermont	65 88
302	H	FIU	69 62
317	A	South Carolina St.	68 58
334	H	N. C. Central	69 54
340	A	Florida A&M	59 74
340	H	Florida A&M	76 65
341	A	Savannah St.	87 59

LAST 12 Division I GAMES:

211	A	N. C. A&T	53 91	334	H	N. C. Central	69 54
271	H	UMES	79 83	341	A	Savannah St.	87 59
259	A	Morgan St.	68 61	317	A	South Carolina St.	68 58
340	H	Florida A&M	76 65	202	H	Hampton	68 63
271	A	UMES	52 58	120	H	Bethune-Cookman	55 59
211	H	N. C. A&T	68 76	340	A	Florida A&M	59 74

Howard

Howard

Non-Div I Games:

Howard

Loss, Non-Conf, S Site, H Home A Away N Neutral

Average RPI Win:	210	WON-LOST	WINNING	LAST 10	STRENGTH OF	OPP. STRENGTH	TEAM	ADJ.	CONF.	ADJ CONF.
Average RPI Loss:	61	RECORD	PCT. RANK	GAMES	SCHEDULE	OF SCHEDULE	RPI	RPI	RPI	RPI
DIV. I ONLY	19- 6	44	7- 3	188	114	75	75	11	11	
DIV. I NON-CONF.	7- 3	74	0- 0	219	43	72	72	14	14	

TOTALS	RPI 1-25	RPI 26-50	W-L RECORDS	RPI 51-100	RPI 101-999	RPI 201+				
19- 6	0- 2	0- 2	OVERALL	3- 1	16- 1	10- 0				
5- 3	0- 1	0- 0	HOME	0- 1	5- 1	4- 0				
13- 3	0- 1	0- 2	AWAY	2- 0	11- 0	6- 0				
1- 0	0- 0	0- 0	NEUTRAL	1- 0	0- 0	0- 0				
7- 3	0- 0	0- 2	NON-CONFERENCE	2- 1	5- 0	3- 0				
1- 1	0- 0	0- 0	HOME	0- 1	1- 0	1- 0				
5- 2	0- 0	0- 2	AWAY	1- 0	4- 0	2- 0				
1- 0	0- 0	0- 0	NEUTRAL	1- 0	0- 0	0- 0				
12- 3	0- 2	0- 0	CONFERENCE	1- 0	11- 1	7- 0				
4- 2	0- 1	0- 0	HOME	0- 0	4- 1	3- 0				
8- 1	0- 1	0- 0	AWAY	1- 0	7- 0	4- 0				
0- 0	0- 0	0- 0	NEUTRAL	0- 0	0- 0	0- 0				

RPI 1-25				RPI 26-50				RPI 51-100				Team's RPI: 75				RPI 101+			
RPI	S	Opponent	Score	RPI	S	Opponent	Score	RPI	S	Opponent	Score	RPI	S	Opponent	Score	RPI	S	Opponent	Score
12	A	Green Bay	45 52	28	A	DePaul	71 85	73	N	Wyoming	65 59	107	A	Milwaukee	70 68				
12	H	Green Bay	34 60	50	A	UCF	59 63	86	A	Ohio	76 52	118	A	Cleveland St.	77 64				
								87	H	Miami (OH)	83 96	118	H	Cleveland St.	94 56				
								100	A	Wright St.	64 61	147	A	UNI	54 48				
												177	A	Youngstown St.	65 43				
												177	H	Youngstown St.	67 70				
												196	A	Memphis	80 57				
												218	A	Oakland	73 55				
												218	H	Oakland	80 64				
												241	A	Northern Ky.	71 35				
												261	H	Indiana St.	86 57				
												308	A	Tennessee Tech	68 54				
												319	A	Detroit Mercy	91 59				
												319	H	Detroit Mercy	90 62				
												329	A	Ga. Southern	72 52				
												332	A	Ill. -Chicago	82 46				
												332	H	Ill. -Chicago	68 43				

LAST 12 Division I GAMES:																			
319	A	Detroit Mercy	91 59	107	A	Milwaukee	70 68												
218	A	Oakland	73 55	100	A	Wright St.	64 61												
118	H	Cleveland St.	94 56	241	A	Northern Ky.	71 35												
177	H	Youngstown St.	67 70	12	H	Green Bay	34 60												
332	H	Ill. -Chicago	68 43	218	H	Oakland	80 64												
12	A	Green Bay	45 52	319	H	Detroit Mercy	90 62												

Non-Div I Games: Georgetown (KY) 85 52

IUPUI

Average RPI Win:	204	WON-LOST	WINNING	LAST 10	STRENGTH OF	OPP. STRENGTH	TEAM	ADJ.	CONF.	ADJ CONF.
Average RPI Loss:	131	RECORD	PCT. RANK	GAMES	SCHEDULE	OF SCHEDULE	RPI	RPI	RPI	RPI
DIV. I ONLY	14- 10	131	9- 1	185	106	130	130	19	19	
DIV. I NON-CONF.	3- 7	254	0- 0	91	106	200	200	15	15	

TOTALS	RPI 1-25	RPI 26-50	W-L RECORDS	RPI 51-100	RPI 101-999	RPI 201+				
14- 10	0- 1	1- 2	OVERALL	0- 2	13- 5	7- 3				
7- 4	0- 0	0- 1	HOME	0- 1	7- 2	4- 1				
7- 5	0- 0	1- 0	AWAY	0- 0	6- 0	3- 0				
0- 1	0- 0	0- 0	NEUTRAL	0- 1	0- 0	0- 0				
3- 7	0- 1	0- 1	NON-CONFERENCE	0- 2	3- 3	2- 2				
1- 3	0- 0	0- 0	HOME	0- 1	1- 2	1- 1				
2- 3	0- 1	0- 1	AWAY	0- 0	2- 1	1- 1				
0- 1	0- 0	0- 0	NEUTRAL	0- 1	0- 0	0- 0				
11- 3	0- 0	1- 1	CONFERENCE	0- 0	10- 2	5- 1				
6- 1	0- 0	0- 1	HOME	0- 0	6- 0	3- 0				
5- 2	0- 0	1- 0	AWAY	0- 0	4- 2	2- 1				
0- 0	0- 0	0- 0	NEUTRAL	0- 0	0- 0	0- 0				

RPI 1-25				RPI 26-50				RPI 51-100				RPI 101+				Team's RPI: 130	
RPI	S	Opponent	Score	RPI	S	Opponent	Score	RPI	S	Opponent	Score	RPI	S	Opponent	Score		
7	A	Ohio St.	56 99	38	A	Northern Colo.	79 71	69	N	TCU	76 86	121	A	Colorado St.	83 69		
				38	H	Northern Colo.	72 78	73	H	Wyomi ng	64 70	126	A	Portland St.	101 90		
				41	A	Ari zona St.	33 77					126	H	Portland St.	61 60		

Average RPI Win:	237	WON-LOST	WINNING	LAST 10	STRENGTH OF	OPP. STRENGTH	TEAM	ADJ.	CONF.	ADJ CONF.
Average RPI Loss:	142	RECORD	PCT. RANK	GAMES	SCHEDULE	OF SCHEDULE	RPI	RPI	RPI	RPI
DIV. I ONLY	15- 8	89	7- 3	323	131	143	143	19	19	
DIV. I NON-CONF.	6- 3	87	0- 0	309	155	114	114	15	15	

TOTALS	RPI 1-25	RPI 26-50	W-L RECORDS	RPI 51-100	RPI 101-999	RPI 201+				
15- 8	0- 0	0- 2	OVERALL	0- 2	15- 4	9- 2				
6- 2	0- 0	0- 1	HOME	0- 0	6- 1	4- 0				
9- 6	0- 0	0- 0	AWAY	0- 0	9- 0	5- 0				
0- 0	0- 0	0- 0	NEUTRAL	0- 0	0- 0	0- 0				
6- 3	0- 0	0- 0	NON-CONFERENCE	0- 2	6- 1	4- 1				
1- 0	0- 0	0- 0	HOME	0- 0	1- 0	1- 0				
5- 3	0- 0	0- 0	AWAY	0- 2	5- 1	3- 1				
0- 0	0- 0	0- 0	NEUTRAL	0- 0	0- 0	0- 0				
9- 5	0- 0	0- 2	CONFERENCE	0- 0	9- 3	5- 1				
5- 2	0- 0	0- 1	HOME	0- 0	5- 1	3- 0				
4- 3	0- 0	0- 1	AWAY	0- 0	4- 2	2- 1				
0- 0	0- 0	0- 0	NEUTRAL	0- 0	0- 0	0- 0				

RPI 1-25				RPI 26-50				RPI 51-100				RPI 101+				Team's RPI: 143
RPI	S	Opponent	Score	RPI	S	Opponent	Score	RPI	S	Opponent	Score	RPI	S	Opponent	Score	
				38	A	Northern Colo.	52 75	73	A	Wyoming	53 61	126	A	Portland St.	88 59	
				38	H	Northern Colo.	57 63	98	A	Washington St.	55 72	126	H	Portland St.	72 64	
												167	A	UC Irvine	78 72	
												169	A	Weber St.	73 84	
												169	H	Weber St.	70 76	
												174	A	North Dakota	68 55	
												174	H	North Dakota	57 46	
												185	A	Washington	79 59	
												220	A	Seattle U	74 69	
												230	A	Pepperdine	74 80	
												250	A	Hawaii	64 62	
												279	A	Sacramento St.	85 71	
												279	H	Sacramento St.	83 71	
												296	H	Utah St.	64 44	
												313	A	Northern Ariz.	75 55	
												313	H	Northern Ariz.	76 59	
												321	A	Southern Utah	70 76	
												321	H	Southern Utah	66 39	
												327	A	Utah Valley	70 58	
LAST 12 Division I GAMES:																
				126	H	Portland St.	72 64	169	A	Weber St.	73 84					
				279	H	Sacramento St.	83 71	279	A	Sacramento St.	85 71					
				174	A	North Dakota	68 55	126	A	Portland St.	88 59					
				38	A	Northern Colo.	52 75	38	H	Northern Colo.	57 63					
				321	H	Southern Utah	66 39	174	H	North Dakota	57 46					
				313	H	Northern Ariz.	76 59	313	A	Northern Ariz.	75 55					

Non-Div I Games: Westminster (UT) 83 45 Col. of Idaho 89 32

Idaho St.

Average RPI Win:	272	WON-LOST	WINNING	LAST 10	STRENGTH OF	OPP. STRENGTH	TEAM	ADJ.	CONF.	ADJ CONF.
Average RPI Loss:	187	RECORD	PCT. RANK	GAMES	SCHEDULE	OF SCHEDULE	RPI	RPI	RPI	RPI
DIV. I ONLY	5- 19	312	0- 10	305	239	332	332	11	11	
DIV. I NON-CONF.	5- 4	146	0- 0	347	347	324	324	14	14	

TOTALS	RPI 1-25	RPI 26-50	W-L RECORDS	RPI 51-100	RPI 101-999	RPI 201+				
5- 19	0- 1	0- 0	OVERALL	0- 3	5- 15	5- 9				
4- 8	0- 0	0- 0	HOME	0- 1	4- 7	4- 4				
1- 11	0- 1	0- 0	AWAY	0- 2	1- 8	1- 5				
0- 0	0- 0	0- 0	NEUTRAL	0- 0	0- 0	0- 0				
5- 4	0- 0	0- 0	NON-CONFERENCE	0- 0	5- 4	5- 4				
4- 2	0- 0	0- 0	HOME	0- 0	4- 2	4- 2				
1- 2	0- 0	0- 0	AWAY	0- 0	1- 2	1- 2				
0- 0	0- 0	0- 0	NEUTRAL	0- 0	0- 0	0- 0				
0- 15	0- 1	0- 0	CONFERENCE	0- 3	0- 11	0- 5				
0- 6	0- 0	0- 0	HOME	0- 1	0- 5	0- 2				
0- 9	0- 1	0- 0	AWAY	0- 2	0- 6	0- 3				
0- 0	0- 0	0- 0	NEUTRAL	0- 0	0- 0	0- 0				

RPI	S	Opponent	Score	RPI	S	Opponent	Score	RPI	S	Opponent	Score	RPI	S	Opponent	Score	Team's RPI: 332
12	A	Green Bay	36 65					75	A	IUPUI	43 68	107	A	Milwaukee	44 59	
								75	H	IUPUI	46 82	107	H	Milwaukee	53 76	
								100	A	Wright St.	50 60	118	A	Cleveland St.	67 70	
												118	H	Cleveland St.	42 64	
												177	A	Youngstown St.	63 76	
												177	H	Youngstown St.	52 71	
												203	H	Eastern Mich.	73 70	
												216	H	North Texas	70 67	
												218	A	Oakland	78 95	
												218	H	Oakland	63 67	
												241	A	Northern Ky.	53 61	
												261	H	Indiana St.	55 46	
												270	A	Bradley	48 58	
												283	H	Santa Clara	36 45	
												300	A	Loyola Chicago	55 57	
												310	H	Jackson St.	63 76	
												319	A	Detroit Mercy	60 73	
												319	H	Detroit Mercy	58 61	
												331	A	Fort Wayne	67 51	
												349	H	Evansville	96 77	

LAST 12 Division I GAMES:																
218	A	Oakland	78 95	12	A	Green Bay	36 65									
319	A	Detroit Mercy	60 73	241	A	Northern Ky.	53 61									
177	H	Youngstown St.	52 71	100	A	Wright St.	50 60									
118	H	Cleveland St.	42 64	107	H	Milwaukee	53 76									
75	A	IUPUI	43 68	319	H	Detroit Mercy	58 61									
107	A	Milwaukee	44 59	218	H	Oakland	63 67									

Non-Div I Games: Bethel (IN) 66 46 Ind.-Northwest 74 56

Average RPI Win:	252	WON-LOST	WINNING	LAST 10	STRENGTH OF	OPP. STRENGTH	TEAM	ADJ.	CONF.	ADJ CONF.
Average RPI Loss:	73	RECORD	PCT. RANK	GAMES	SCHEDULE	OF SCHEDULE	RPI	RPI	RPI	RPI
DIV. I ONLY	9- 19	265	0- 10	103	78	221	221	3	3	
DIV. I NON-CONF.	9- 5	99	0- 0	224	234	145	145	4	4	

TOTALS	RPI 1-25	RPI 26-50	W-L RECORDS	RPI 51-100	RPI 101-999	RPI 201+				
9- 19	0- 5	0- 2	OVERALL	0- 8	9- 4	6- 0				
6- 9	0- 2	0- 1	HOME	0- 3	6- 3	6- 0				
1- 10	0- 3	0- 1	AWAY	0- 5	1- 1	0- 0				
2- 0	0- 0	0- 0	NEUTRAL	0- 0	2- 0	0- 0				
9- 5	0- 1	0- 0	NON-CONFERENCE	0- 3	9- 1	6- 0				
6- 2	0- 0	0- 0	HOME	0- 1	6- 1	6- 0				
1- 3	0- 1	0- 0	AWAY	0- 2	1- 0	0- 0				
2- 0	0- 0	0- 0	NEUTRAL	0- 0	2- 0	0- 0				
0- 14	0- 4	0- 2	CONFERENCE	0- 5	0- 3	0- 0				
0- 7	0- 2	0- 1	HOME	0- 2	0- 2	0- 0				
0- 7	0- 2	0- 1	AWAY	0- 3	0- 1	0- 0				
0- 0	0- 0	0- 0	NEUTRAL	0- 0	0- 0	0- 0				

RPI 1-25				RPI 26-50				RPI 51-100				RPI 101+ Team's RPI: 221			
RPI	S	Opponent	Score	RPI	S	Opponent	Score	RPI	S	Opponent	Score	RPI	S	Opponent	Score
7	H	Ohio St.	69 88	43	H	Purdue	54 73	51	A	FGCU	61 85	109	H	Western Ill.	67 77
13	A	Missouri	55 72	47	A	Michigan	42 86	59	H	Michigan St.	55 67	135	N	Wichita St.	68 67
19	H	Iowa	71 84					60	A	Indiana	54 70	167	N	UC Irvine	65 59
20	A	Maryland	65 100					64	A	Nebraska	47 62	182	H	Wisconsin	61 70
25	A	Rutgers	37 76					64	H	Nebraska	72 80	190	A	Northwestern	61 68
								76	H	Virginia Tech	49 96	190	H	Northwestern	59 74
								83	A	Penn St.	59 68	196	A	Memphis	63 47
								88	A	New Mexico	68 97	243	H	Austin Peay	59 47
												261	H	Indiana St.	81 52
												270	H	Bradley	74 62
												319	H	Detroit Mercy	73 65
												331	H	Fort Wayne	64 50
												345	H	Chicago St.	66 56

LAST 12 Division I GAMES:															
190	A	Northwestern	61 68	83	A	Penn St.	59 68								
7	H	Ohio St.	69 88	47	A	Michigan	42 86								
60	A	Indiana	54 70	59	H	Michigan St.	55 67								
43	H	Purdue	54 73	64	H	Nebraska	72 80								
64	A	Nebraska	47 62	19	H	Iowa	71 84								
182	H	Wisconsin	61 70	25	A	Rutgers	37 76								

Non-Div I Games:

Average RPI Win: 248		WON-LOST RECORD	WINNING PCT. RANK	LAST 10 GAMES	STRENGTH OF SCHEDULE	OPP. STRENGTH OF SCHEDULE	TEAM RPI	ADJ. RPI	CONF. RPI	ADJ. CONF. RPI
Average RPI Loss: 169										
DIV. I ONLY		13- 13	174	6- 4	311	232	253	253	24	24
DIV. I NON-CONF.		6- 5	153	0- 0	242	202	198	198	22	22
TOTALS		RPI 1-25	RPI 26-50	W-L RECORDS		RPI 51-100	RPI 101-999	RPI 201+		
13- 13	0- 0		0- 0	OVERALL		0- 3	13- 10	9- 5		
9- 6	0- 0		0- 0	HOME		0- 2	9- 4	7- 1		
3- 7	0- 0		0- 0	AWAY		0- 0	3- 1	2- 1		
1- 0	0- 0		0- 0	NEUTRAL		0- 0	1- 0	0- 0		
6- 5	0- 0		0- 0	NON-CONFERENCE		0- 0	6- 5	4- 1		
4- 2	0- 0		0- 0	HOME		0- 0	4- 2	3- 0		
1- 3	0- 0		0- 0	AWAY		0- 0	1- 3	1- 1		
1- 0	0- 0		0- 0	NEUTRAL		0- 0	1- 0	0- 0		
7- 8	0- 0		0- 0	CONFERENCE		0- 3	7- 5	5- 4		
5- 4	0- 0		0- 0	HOME		0- 2	5- 2	4- 1		
2- 4	0- 0		0- 0	AWAY		0- 1	2- 3	1- 3		
0- 0	0- 0		0- 0	NEUTRAL		0- 0	0- 0	0- 0		

RPI 1-25				RPI 26-50				RPI 51-100				RPI 101+				Team's RPI: 253	
RPI	S	Opponent	Score	RPI	S	Opponent	Score	RPI	S	Opponent	Score	RPI	S	Opponent	Score		
								79	H	Drake	58	65	102	H	Butler	45	56
								99	A	Missouri St.	58	75	105	A	George Mason	37	56
								99	H	Missouri St.	50	56	107	A	Milwaukee	59	61
													118	H	Cleveland St.	47	56
													144	N	Northeastern	65	55
													147	H	UNI	36	58
													153	H	SIUE	62	47
													163	A	Southern Ill.	39	36
													163	H	Southern Ill.	49	46
													203	H	Eastern Mich.	65	56
													218	A	Oakland	43	64
													241	H	Northern Ky.	49	37
													261	A	Indiana St.	49	52
													261	H	Indiana St.	63	53
													270	H	Bradley	42	62
													282	H	UMKC	64	53
													293	A	Valparaiso	50	56
													293	H	Valparaiso	63	55
													300	A	Loyola Chicago	59	62
													300	H	Loyola Chicago	57	49
													322	A	Long Beach St.	59	51
													349	A	Evansville	67	43
													349	H	Evansville	70	44
LAST 12 Division I GAMES:																	
				349	H	Evansville	70	44	147	H	UNI	36	58				
				261	H	Indiana St.	63	53	79	H	Drake	58	65				
				99	A	Missouri St.	58	75	261	A	Indiana St.	49	52				
				163	A	Southern Ill.	39	36	349	A	Evansville	67	43				
				293	H	Valparaiso	63	55	163	H	Southern Ill.	49	46				
				300	H	Loyola Chicago	57	49	99	H	Missouri St.	50	56				

Non-Div I Games:

Illinois St.

Loss, Non-Conf, S Site, H Home A Away N Neutral

Average RPI Win: 289	WON-LOST RECORD	WINNING PCT. RANK	LAST 10 GAMES	STRENGTH OF SCHEDULE	OPP. STRENGTH OF SCHEDULE	TEAM RPI	ADJ. RPI	CONF. RPI	ADJ CONF. RPI
Average RPI Loss: 169									
DIV. I ONLY	2- 22	340	0- 10	98	336	309	309	26	26
DIV. I NON-CONF.	0- 10	337	0- 0	27	295	276	276	25	25

TOTALS	RPI 1-25	RPI 26-50	W-L RECORDS	RPI 51-100	RPI 101-999	RPI 201+			
2- 22	0- 0	0- 0	OVERALL	0- 5	2- 17	2- 9			
1- 10	0- 0	0- 0	HOME	0- 1	1- 9	1- 5			
1- 12	0- 0	0- 0	AWAY	0- 0	1- 2	1- 1			
0- 0	0- 0	0- 0	NEUTRAL	0- 0	0- 0	0- 0			
0- 10	0- 0	0- 0	NON-CONFERENCE	0- 5	0- 5	0- 2			
0- 3	0- 0	0- 0	HOME	0- 1	0- 2	0- 1			
0- 7	0- 0	0- 0	AWAY	0- 4	0- 3	0- 1			
0- 0	0- 0	0- 0	NEUTRAL	0- 0	0- 0	0- 0			
2- 12	0- 0	0- 0	CONFERENCE	0- 0	2- 12	2- 7			
1- 7	0- 0	0- 0	HOME	0- 0	1- 7	1- 4			
1- 5	0- 0	0- 0	AWAY	0- 0	1- 5	1- 3			
0- 0	0- 0	0- 0	NEUTRAL	0- 0	0- 0	0- 0			

RPI 1-25				RPI 26-50				RPI 51-100				RPI 101+ Team's RPI: 309			
RPI	S	Opponent	Score	RPI	S	Opponent	Score	RPI	S	Opponent	Score	RPI	S	Opponent	Score
								55	A	Oklahoma St.	35 86	108	A	Lamar University	54 77
								57	A	Houston	67 98	108	H	Lamar University	47 71
								67	H	South Dakota	51 81	119	H	Central Ark.	35 57
								94	A	Rice	43 60	124	A	SFA	49 60
								95	A	Utah	31 90	124	H	SFA	50 75
												133	H	Texas St.	33 74
												160	A	UT Arlington	48 61
												169	A	Weber St.	55 79
												224	A	New Orleans	50 52
												224	H	New Orleans	45 72
												225	A	Abilene Christian	56 58
												227	A	Texas Tech	54 80
												236	H	A&M-Corpus Christi	58 62
												242	H	Nicholls St.	64 62
												266	H	McNeese	57 66
												281	H	Massachusetts	45 64
												291	A	Southeastern La.	54 65
												325	H	Houston Baptist	56 58
												335	A	Sam Houston St.	56 49

LAST 12 Division I GAMES:															
				124	H	SFA	50 75	325	H	Houston Baptist	56 58				
				108	H	Lamar University	47 71	224	A	New Orleans	50 52				
				225	A	Abilene Christian	56 58	108	A	Lamar University	54 77				
				291	A	Southeastern La.	54 65	124	A	SFA	49 60				
				236	H	A&M-Corpus Christi	58 62	119	H	Central Ark.	35 57				
				224	H	New Orleans	45 72	335	A	Sam Houston St.	56 49				

Non-Div I Games: Mary Hardin-Baylor 76 58

Incarnate Word

Indiana

I
n
d
i
a
n
a

Indiana

Page 123

Average RPI Win:	292	WON-LOST	WINNING	LAST 10	STRENGTH OF	OPP. STRENGTH	TEAM	ADJ.	CONF.	ADJ CONF.
Average RPI Loss:	140	RECORD	PCT. RANK	GAMES	SCHEDULE	OF SCHEDULE	RPI	RPI	RPI	RPI
DIV. I ONLY	8- 16	259	6- 4	212	234	261	261	24	24	
DIV. I NON-CONF.	1- 9	318	0- 0	120	159	289	289	22	22	
<hr/>										
TOTALS	RPI 1-25	RPI 26-50	W-L RECORDS	RPI 51-100	RPI 101-999	RPI 201+				
8- 16	0- 0	0- 1	OVERALL	0- 6	8- 9	8- 4				
3- 9	0- 0	0- 1	HOME	0- 3	3- 5	3- 1				
4- 6	0- 0	0- 0	AWAY	0- 2	4- 4	4- 3				
1- 1	0- 0	0- 0	NEUTRAL	0- 1	1- 0	1- 0				
1- 9	0- 0	0- 1	NON-CONFERENCE	0- 3	1- 5	1- 3				
0- 5	0- 0	0- 1	HOME	0- 1	0- 3	0- 1				
0- 3	0- 0	0- 0	AWAY	0- 1	0- 2	0- 2				
1- 1	0- 0	0- 0	NEUTRAL	0- 1	1- 0	1- 0				
7- 7	0- 0	0- 0	CONFERENCE	0- 3	7- 4	7- 1				
3- 4	0- 0	0- 0	HOME	0- 2	3- 2	3- 0				
4- 3	0- 0	0- 0	AWAY	0- 1	4- 2	4- 1				
0- 0	0- 0	0- 0	NEUTRAL	0- 0	0- 0	0- 0				

RPI 1-25				RPI 26-50				RPI 51-100				RPI 101+				Team's RPI: 261
RPI	S	Opponent	Score	RPI	S	Opponent	Score	RPI	S	Opponent	Score	RPI	S	Opponent	Score	
				27	H	Central Mich.	67 77	67	N	South Dakota	59 71	102	H	Butler	51 60	
								75	A	IUPUI	57 86	122	H	Saint Louis	59 60	
								79	A	Drake	64 85	147	A	UNI	53 59	
								79	H	Drake	51 84	147	H	UNI	46 56	
								87	H	Miami (OH)	56 68	163	H	Southern Ill.	45 64	
								99	H	Missouri St.	63 77	221	A	Illinois	52 81	
												237	H	Fla. Atlantic	58 66	
												248	N	Montana	57 45	
												253	A	Illinois St.	53 63	
												253	H	Illinois St.	52 49	
												270	A	Bradley	74 70	
												270	H	Bradley	65 50	
												293	A	Valparaiso	67 54	
												300	A	Loyola Chicago	73 65	
												332	A	Ill. -Chicago	46 55	
												349	A	Evansville	66 57	
												349	H	Evansville	56 48	
<hr/>																
LAST 12 Division I GAMES:																
				270	A	Bradley	74 70	300	A	Loyola Chicago	73 65					
				253	A	Illinois St.	53 63	253	H	Illinois St.	52 49					
				79	H	Drake	51 84	270	H	Bradley	65 50					
				147	H	UNI	46 56	147	A	UNI	53 59					
				349	A	Evansville	66 57	79	A	Drake	64 85					
				293	A	Valparaiso	67 54	349	H	Evansville	56 48					

Non-Div I Games: Missouri S&T 84 51

Indiana St.

Average RPI Win:	348	WON-LOST	WINNING	LAST 10	STRENGTH OF	OPP. STRENGTH	TEAM	ADJ.	CONF.	ADJ CONF.
Average RPI Loss:	192	RECORD	PCT. RANK	GAMES	SCHEDULE	OF SCHEDULE	RPI	RPI	RPI	RPI
DIV. I ONLY	2- 25	345	2- 8	242	287	337	337	28	28	
DIV. I NON-CONF.	0- 11	337	0- 0	114	228	323	323	26	26	

TOTALS	RPI 1-25	RPI 26-50	W-L RECORDS	RPI 51-100	RPI 101-999	RPI 201+				
2- 25	0- 0	0- 2	OVERALL	0- 4	2- 19	2- 12				
1- 12	0- 0	0- 1	HOME	0- 1	1- 10	1- 6				
1- 13	0- 0	0- 1	AWAY	0- 3	1- 9	1- 6				
0- 0	0- 0	0- 0	NEUTRAL	0- 0	0- 0	0- 0				
0- 11	0- 0	0- 0	NON-CONFERENCE	0- 4	0- 7	0- 3				
0- 5	0- 0	0- 0	HOME	0- 1	0- 4	0- 1				
0- 6	0- 0	0- 0	AWAY	0- 3	0- 3	0- 2				
0- 0	0- 0	0- 0	NEUTRAL	0- 0	0- 0	0- 0				
2- 14	0- 0	0- 2	CONFERENCE	0- 0	2- 12	2- 9				
1- 7	0- 0	0- 1	HOME	0- 0	1- 6	1- 5				
1- 7	0- 0	0- 1	AWAY	0- 0	1- 6	1- 4				
0- 0	0- 0	0- 0	NEUTRAL	0- 0	0- 0	0- 0				

RPI 1-25				RPI 26-50				RPI 51-100				RPI 101+ Team's RPI: 337			
RPI	S	Opponent	Score	RPI	S	Opponent	Score	RPI	S	Opponent	Score	RPI	S	Opponent	Score
				45	A	Quinnipiac	47 90	58	H	Toledo	57 74	123	H	Bucknell	53 60
				45	H	Quinnipiac	38 74	62	A	Duquesne	59 80	157	H	Kansas	58 72
								70	A	Fordham	48 78	161	A	Marist	55 75
								92	A	Jacksonville	62 71	181	H	Temple	54 59
												186	A	Stony Brook	46 63
												193	A	Siena	51 64
												193	H	Siena	48 70
												238	A	Niagara	59 73
												239	H	Hofstra	43 68
												254	A	Manhattan	63 67
												254	H	Manhattan	48 57
												257	H	Fairfield	68 78
												265	A	St. Francis Brooklyn	63 72
												275	A	Rider	53 80
												275	H	Rider	49 62
												280	A	Arizona	58 71
												292	H	Canisius	49 53
												303	A	Monmouth	56 68
												303	H	Monmouth	56 62
												348	A	Saint Peter's	55 31
												348	H	Saint Peter's	52 42
LAST 12 Division I GAMES:															
				254	H	Manhattan	48 57	348	H	Saint Peter's	52 42				
				348	A	Saint Peter's	55 31	275	H	Rider	49 62				
				275	A	Rider	53 80	303	A	Monmouth	56 68				
				257	H	Fairfield	68 78	193	H	Siena	48 70				
				45	A	Quinnipiac	47 90	254	A	Manhattan	63 67				
				161	A	Marist	55 75	303	H	Monmouth	56 62				

Non-Div I Games:

Iona

Average RPI Win:	124	WON-LOST	WINNING	LAST 10	STRENGTH OF	OPP. STRENGTH	TEAM	ADJ.	CONF.	ADJ CONF.
Average RPI Loss:	38	RECORD	PCT. RANK	GAMES	SCHEDULE	OF SCHEDULE	RPI	RPI	RPI	RPI
DIV. I ONLY	21- 6	37	6- 4	19	65	19	19	3	3	
DIV. I NON-CONF.	12- 1	6	0- 0	38	97	12	12	4	4	

TOTALS	RPI 1-25	RPI 26-50	W-L RECORDS	RPI 51-100	RPI 101-999	RPI 201+				
21- 6	1- 2	4- 2	OVERALL	4- 2	12- 0	3- 0				
12- 3	1- 1	4- 1	HOME	2- 1	5- 0	1- 0				
6- 3	0- 1	0- 1	AWAY	1- 1	5- 0	1- 0				
3- 0	0- 0	0- 0	NEUTRAL	1- 0	2- 0	1- 0				
12- 1	0- 1	2- 0	NON-CONFERENCE	2- 0	8- 0	2- 0				
7- 1	0- 1	2- 0	HOME	1- 0	4- 0	1- 0				
2- 0	0- 0	0- 0	AWAY	0- 0	2- 0	0- 0				
3- 0	0- 0	0- 0	NEUTRAL	1- 0	2- 0	1- 0				
9- 5	1- 1	2- 2	CONFERENCE	2- 2	4- 0	1- 0				
5- 2	1- 0	2- 1	HOME	1- 1	1- 0	0- 0				
4- 3	0- 1	0- 1	AWAY	1- 1	3- 0	1- 0				
0- 0	0- 0	0- 0	NEUTRAL	0- 0	0- 0	0- 0				

RPI	S	Opponent	Score	RPI	S	Opponent	Score	RPI	S	Opponent	Score	RPI	S	Opponent	Score
5	H	Florida St.	93 94	34	A	Minnesota	72 77	52	N	Elon	74 61	110	H	Western Mi ch.	79 56
7	H	Ohio St.	103 89	34	H	Minnesota	92 84	59	A	Michigan St.	71 68	111	A	Iowa St.	61 55
20	A	Maryland	64 80	43	H	Purdue	70 76	64	A	Nebraska	65 74	131	H	Northern Ill.	105 80
				45	H	Quinnipiac	83 67	64	H	Nebraska	74 92	139	N	Charlotte	77 64
				46	H	Western Ky.	104 97	79	H	Drake	79 66	145	H	Samford	80 59
				47	H	Michigan	82 72	83	H	Penn St.	80 76	147	A	UNI	71 47

LAST 12 Division I GAMES:															
182	H	Wisconsin	88 61	7	H	Ohio St.	103 89	34	A	Minnesota	72 77	182	H	Wisconsin	56 46
190	A	Northwestern	70 61	59	A	Michigan St.	71 68	64	A	Nebraska	65 74	182	H	Wisconsin	88 61
83	H	Penn St.	80 76	43	H	Purdue	70 76	190	A	Northwestern	70 61	221	A	Illinois	84 71
34	H	Minnesota	92 84	221	A	Illinois	84 71	259	N	Morgan St.	90 46	343	H	Ark.-Pine Bluff	85 45
59	A	Michigan St.	71 68	20	A	Maryland	64 80								
64	H	Nebraska	74 92												

Non-Div I Games:

Iowa

Average RPI Win: 174

Average RPI Loss: 57

WON-LOST
RECORDWINNING
PCT. RANKLAST 10
GAMESSTRENGTH OF
SCHEDULEOPP. STRENGTH
OF SCHEDULETEAM
RPIADJ.
RPICONF.
RPIADJ CONF.
RPIDIV. I ONLY
DIV. I NON-CONF.12- 14
6- 5200
1535- 5
0- 049
17436
69111
156111
1564
54
5

TOTALS

RPI 1-25

RPI 26-50

W-L RECORDS

RPI 51-100

RPI 101-999

RPI 201+

12- 14

0- 5

0- 1

OVERALL

4- 6

8- 2

6- 0

7- 7

0- 3

0- 0

HOME

1- 4

6- 0

5- 0

4- 6

0- 2

0- 0

AWAY

3- 2

1- 2

1- 0

1- 1

0- 0

0- 1

NEUTRAL

0- 0

1- 0

0- 0

6- 5

0- 1

0- 1

NON-CONFERENCE

1- 1

5- 2

4- 0

5- 1

0- 1

0- 0

HOME

1- 0

4- 0

4- 0

0- 3

0- 0

0- 0

AWAY

0- 1

0- 2

0- 0

1- 1

0- 0

0- 1

NEUTRAL

0- 0

1- 0

0- 0

6- 9

0- 4

0- 0

CONFERENCE

3- 5

3- 0

2- 0

2- 6

0- 2

0- 0

HOME

0- 4

2- 0

1- 0

4- 3

0- 2

0- 0

AWAY

3- 1

1- 0

1- 0

0- 0

0- 0

0- 0

NEUTRAL

0- 0

0- 0

0- 0

RPI 1-25

RPI 26-50

RPI 51-100

RPI 101+

Team's RPI: 111

RPI	S	Opponent	Score
6	A	Bayl or	49 89
6	H	Bayl or	50 79
10	A	Texas	55 87
19	H	Iowa	55 61
23	H	Okl ahoma	69 74

RPI	S	Opponent	Score
27	N	Central Mich.	60 81

RPI	S	Opponent	Score
55	A	Okl ahoma St.	78 69
55	H	Okl ahoma St.	73 81
65	A	West Vi rgi ni a	49 57
65	H	West Vi rgi ni a	59 69
67	H	South Dakota	81 76
69	A	TCU	66 63
69	H	TCU	52 75
79	A	Drake	80 83
89	A	Kansas St.	80 45
89	H	Kansas St.	60 67

RPI	S	Opponent	Score
113	N	Tulane	67 64
134	A	Vanderbil t	74 77
147	A	UNI	53 57
157	H	Kansas	71 69
227	A	Texas Tech	66 54
227	H	Texas Tech	69 57
229	H	UC Ri versi de	89 66
242	H	Ni chol ls St.	75 47
282	H	UMKC	61 45
334	H	N. C. Central	99 58

LAST 12 Division I GAMES:

227	H	Texas Tech	69 57	55	A	Okl ahoma St.	78 69
69	A	TCU	66 63	65	H	West Vi rgi ni a	59 69
55	H	Okl ahoma St.	73 81	6	H	Bayl or	50 79
89	A	Kansas St.	80 45	227	A	Texas Tech	66 54
69	H	TCU	52 75	89	H	Kansas St.	60 67
10	A	Texas	55 87	65	A	West Vi rgi ni a	49 57

Non-Div I Games:

Iowa St.

■ Loss,
 ■ Non-Conf,
 ■ S Site,
 ■ Home
 ■ Away
 N Neutral

Average RPI Win: 304

Average RPI Loss: 248

WON-LOST
RECORDWINNING
PCT. RANKLAST 10
GAMESSTRENGTH OF
SCHEDULEOPP. STRENGTH
OF SCHEDULETEAM
RPIADJ.
RPICONF.
RPIADJ CONF.
RPIDIV. I ONLY
DIV. I NON-CONF.9- 10
2- 3198
2144- 6
0- 0349
349346
308310
346310
34632
3232
32

TOTALS

RPI 1-25

RPI 26-50

W-L RECORDS

RPI 51-100

RPI 101-999

RPI 201+

9- 10

0- 0

0- 0

OVERALL

0- 0

9- 10

9- 9

5- 3

0- 0

0- 0

HOME

0- 0

5- 3

5- 3

4- 7

0- 0

0- 0

AWAY

0- 0

4- 0

4- 0

0- 0

0- 0

0- 0

NEUTRAL

0- 0

0- 0

0- 0

2- 3

0- 0

0- 0

NON-CONFERENCE

0- 0

2- 3

2- 2

0- 1

0- 0

0- 0

HOME

0- 0

0- 1

0- 1

2- 2

0- 0

0- 0

AWAY

0- 0

2- 2

2- 1

0- 0

0- 0

0- 0

NEUTRAL

0- 0

0- 0

0- 0

7- 7

0- 0

0- 0

CONFERENCE

0- 0

7- 7

7- 7

5- 2

0- 0

0- 0

HOME

0- 0

5- 2

5- 2

2- 5

0- 0

0- 0

AWAY

0- 0

2- 5

2- 5

0- 0

0- 0

0- 0

NEUTRAL

0- 0

0- 0

0- 0

RPI 1-25

RPI 26-50

RPI 51-100

RPI 101+

Team's RPI: 310

RPI S Opponent Score

RPI S Opponent Score

RPI S Opponent Score

RPI S Opponent Score

196	A	Memphi s	53	64
207	A	Southern U.	76	86
207	H	Southern U.	58	68
231	A	Grambl ing	89	93
231	H	Grambl ing	82	70
233	A	Texas Southern	66	71
233	H	Texas Southern	74	77
242	H	Ni chol l s St.	64	90
262	A	Prai ri e View	73	85
262	H	Prai ri e View	70	61
295	H	Al abama St.	70	61
305	A	Al corn	74	51
305	H	Al corn	94	69
314	H	Al abama A&M	59	43
332	A	III. -Chi cago	76	63
335	A	Sam Houston St.	68	74
338	A	Mi ssi ssi ppi Val.	61	72
343	A	Ark. -Pi ne Bl uff	60	54
345	A	Chi cago St.	87	69

LAST 12 Division I GAMES:

231	A	Grambl ing	89	93	338	A	Mi ssi ssi ppi Val.	61	72
262	A	Prai ri e View	73	85	231	H	Grambl ing	82	70
233	A	Texas Southern	66	71	262	H	Prai ri e View	70	61
207	H	Southern U.	58	68	233	H	Texas Southern	74	77
305	H	Al corn	94	69	207	A	Southern U.	76	86
343	A	Ark. -Pi ne Bl uff	60	54	305	A	Al corn	74	51

Non-Div I Games:

Phi l ander Smi th

88 56

Mi l l saps

79 41

LSU-Shreveport

85 86

Spring Hi l l

77 50
Jackson St.

Loss, Non-Conf, S Site, H Home A Away N Neutral

Average RPI Win: 257	WON-LOST RECORD	WINNING PCT. RANK	LAST 10 GAMES	STRENGTH OF SCHEDULE	OPP. STRENGTH OF SCHEDULE	TEAM RPI	ADJ. RPI	CONF. RPI	ADJ CONF. RPI
Average RPI Loss: 76									
DIV. I ONLY	17- 7	63	8- 2	237	214	92	92	23	23
DIV. I NON-CONF.	7- 5	132	0- 0	212	160	105	105	21	21

TOTALS	RPI 1-25	RPI 26-50	W-L RECORDS	RPI 51-100	RPI 101-999	RPI 201+			
17- 7	0- 2	0- 0	OVERALL	0- 3	17- 2	13- 0			
7- 1	0- 0	0- 0	HOME	0- 1	7- 0	6- 0			
9- 6	0- 2	0- 0	AWAY	0- 2	9- 2	6- 0			
1- 0	0- 0	0- 0	NEUTRAL	0- 0	1- 0	1- 0			
7- 5	0- 2	0- 0	NON-CONFERENCE	0- 1	7- 2	5- 0			
3- 0	0- 0	0- 0	HOME	0- 0	3- 0	3- 0			
3- 5	0- 2	0- 0	AWAY	0- 1	3- 2	1- 0			
1- 0	0- 0	0- 0	NEUTRAL	0- 0	1- 0	1- 0			
10- 2	0- 0	0- 0	CONFERENCE	0- 2	10- 0	8- 0			
4- 1	0- 0	0- 0	HOME	0- 1	4- 0	3- 0			
6- 1	0- 0	0- 0	AWAY	0- 1	6- 0	5- 0			
0- 0	0- 0	0- 0	NEUTRAL	0- 0	0- 0	0- 0			

RPI 1-25				RPI 26-50				RPI 51-100				RPI 101+			
RPI	S	Opponent	Score	RPI	S	Opponent	Score	RPI	S	Opponent	Score	RPI	S	Opponent	Score
5	A	Florida St.	50 82					51	A	FGCU	58 63	120	A	Bethune-Cookman	68 58
18	A	NC State	44 64					51	H	FGCU	63 65	141	A	South Ala.	60 58
								81	A	Alabama	60 75	159	A	Florida	59 69
												168	A	Troy	88 89
												184	A	Stetson	61 54
												184	H	Stetson	73 63
												241	N	Northern Ky.	61 49
												242	A	Nicholls St.	69 61
												252	A	North Florida	66 48
												258	A	Lipscomb	70 63
												258	H	Lipscomb	70 48
												285	A	USC Upstate	71 45
												285	H	USC Upstate	65 49
												301	A	Kennesaw St.	67 49
												301	H	Kennesaw St.	84 49
												303	H	Monmouth	74 65
												337	H	Iona	71 62
												339	A	NJIT	88 58
												341	H	Savannah St.	74 46

Team's RPI: 92															
LAST 12 Division I GAMES:															
285	H	USC Upstate	65 49	51	A	FGCU	58 63	285	A	USC Upstate	71 45				
258	A	Lipscomb	70 63	339	A	NJIT	88 58	301	H	Kennesaw St.	84 49				
301	A	Kennesaw St.	67 49	258	H	Lipscomb	70 48	51	H	FGCU	63 65				
184	A	Stetson	61 54	252	A	North Florida	66 48	184	H	Stetson	73 63				

Non-Div I Games: Flagler 79 52 Edward Waters 79 58 Webber Int'l 64 43

Jacksonville

Average RPI Win: 271	WON-LOST RECORD	WINNING PCT. RANK	LAST 10 GAMES	STRENGTH OF SCHEDULE	OPP. STRENGTH OF SCHEDULE	TEAM RPI	ADJ. RPI	CONF. RPI	ADJ CONF. RPI
Average RPI Loss: 167									
DIV. I ONLY	15- 10	121	6- 4	286	293	179	179	25	25
DIV. I NON-CONF.	4- 5	202	0- 0	247	173	208	208	27	27

TOTALS	RPI 1-25	RPI 26-50	W-L RECORDS	RPI 51-100	RPI 101-999	RPI 201+			
15- 10	0- 1	0- 0	OVERALL	0- 2	15- 7	12- 3			
8- 3	0- 1	0- 0	HOME	0- 0	8- 2	7- 1			
6- 7	0- 0	0- 0	AWAY	0- 2	6- 1	5- 0			
1- 0	0- 0	0- 0	NEUTRAL	0- 0	1- 0	0- 0			
4- 5	0- 1	0- 0	NON-CONFERENCE	0- 1	4- 3	3- 1			
2- 1	0- 1	0- 0	HOME	0- 0	2- 0	2- 0			
1- 4	0- 0	0- 0	AWAY	0- 1	1- 3	1- 1			
1- 0	0- 0	0- 0	NEUTRAL	0- 0	1- 0	0- 0			
11- 5	0- 0	0- 0	CONFERENCE	0- 1	11- 4	9- 2			
6- 2	0- 0	0- 0	HOME	0- 0	6- 2	5- 1			
5- 3	0- 0	0- 0	AWAY	0- 1	5- 2	4- 1			
0- 0	0- 0	0- 0	NEUTRAL	0- 0	0- 0	0- 0			

RPI 1-25				RPI 26-50				RPI 51-100				RPI 101+ Team's RPI: 179			
RPI	S	Opponent	Score	RPI	S	Opponent	Score	RPI	S	Opponent	Score	RPI	S	Opponent	Score
5	H	Florida St.	51 75					68	A	Bel mont	55 71	101	A	Seton Hall	54 73
								87	A	Mi ami (OH)	55 58	136	A	Clemson	45 53
												153	A	SIUE	41 65
												191	H	UT Martin	57 61
												198	N	East Carolina	82 73
												199	A	Morehead St.	67 65
												199	H	Morehead St.	70 64
												222	H	Southeast Mo. St.	55 48
												224	A	New Orleans	59 54
												243	A	Austin Peay	51 50
												243	H	Austin Peay	65 47
												297	A	Murray St.	59 55
												297	H	Murray St.	97 65
												304	A	Eastern Ky.	44 48
												304	H	Eastern Ky.	65 51
												308	H	Tennessee Tech	58 60
												314	H	Al abama A&M	49 33
												315	A	Georgi a St.	41 55
												324	H	Rhode Island	63 53
												328	A	Tennessee St.	75 56
												328	H	Tennessee St.	62 61
												346	A	Eastern Ill.	59 50
LAST 12 Division I GAMES:															
243	A	Austin Peay	51 50	222	H	Southeast Mo. St.	55 48	191	H	UT Martin	57 61				
297	A	Murray St.	59 55	304	A	Eastern Ky.	44 48	199	A	Morehead St.	67 65				
328	H	Tennessee St.	62 61	243	H	Austin Peay	65 47	297	H	Murray St.	97 65				
308	H	Tennessee Tech	58 60												
153	A	SIUE	41 65												
346	A	Eastern Ill.	59 50												

Non-Div I Games: Stillman 93 38 Brewton-Parker 103 44

Jacksonville St.

Average RPI Win:	206	WON-LOST	WINNING	LAST 10	STRENGTH OF	OPP. STRENGTH	TEAM	ADJ.	CONF.	ADJ CONF.
Average RPI Loss:	44	RECORD	PCT. RANK	GAMES	SCHEDULE	OF SCHEDULE	RPI	RPI	RPI	RPI
DIV. I ONLY	18- 8	70	9- 1	101	102	71	71	10	10	
DIV. I NON-CONF.	4- 7	226	0- 0	53	18	153	153	12	12	

TOTALS	RPI 1-25	RPI 26-50	W-L RECORDS	RPI 51-100	RPI 101-999	RPI 201+				
18- 8	0- 4	0- 1	OVERALL	3- 2	15- 1	11- 0				
10- 3	0- 2	0- 0	HOME	3- 0	7- 1	6- 0				
8- 4	0- 1	0- 1	AWAY	0- 2	8- 0	5- 0				
0- 1	0- 1	0- 0	NEUTRAL	0- 0	0- 0	0- 0				
4- 7	0- 4	0- 1	NON-CONFERENCE	1- 1	3- 1	3- 0				
3- 3	0- 2	0- 0	HOME	1- 0	2- 1	2- 0				
1- 3	0- 1	0- 1	AWAY	0- 1	1- 0	1- 0				
0- 1	0- 1	0- 0	NEUTRAL	0- 0	0- 0	0- 0				
14- 1	0- 0	0- 0	CONFERENCE	2- 1	12- 0	8- 0				
7- 0	0- 0	0- 0	HOME	2- 0	5- 0	4- 0				
7- 1	0- 0	0- 0	AWAY	0- 1	7- 0	4- 0				
0- 0	0- 0	0- 0	NEUTRAL	0- 0	0- 0	0- 0				

RPI 1-25				RPI 26-50				RPI 51-100				RPI 101+			
RPI	S	Opponent	Score	RPI	S	Opponent	Score	RPI	S	Opponent	Score	RPI	S	Opponent	Score
5	H	Florida St.	63 79	33	A	Dayton	54 82	52	A	Elon	43 50	128	A	Delaware	56 53
11	A	Tennessee	60 89					52	H	Elon	70 67	144	A	Northeastern	60 57
24	N	Villanova	57 60					53	H	Drexel	56 48	144	H	Northeastern	72 43
25	H	Rutgers	63 76					54	A	St. John's (NY)	64 81	151	H	Saint Joseph's	66 73
								85	H	Liberty	58 47	152	A	William & Mary	86 41
												239	A	Hofstra	55 42
												239	H	Hofstra	73 56
												251	A	Col. of Charleston	67 45
												251	H	Col. of Charleston	67 53
												260	A	UNCW	63 48
												260	H	UNCW	65 48
												267	A	Towson	64 55
												267	H	Towson	69 45
												289	H	Bryant	67 36
												290	A	Vermont	68 56
												330	H	Wagner	68 45

LAST 12 Division I GAMES:															
260	H	UNCW	65 48	251	H	Col. of Charleston	67 53	239	H	Hofstra	73 56				
128	A	Delaware	56 53					260	A	UNCW	63 48				
267	A	Towson	64 55					251	A	Col. of Charleston	67 45				
144	H	Northeastern	72 43					52	H	Elon	70 67				
52	A	Elon	43 50					53	H	Drexel	56 48				
152	A	William & Mary	86 41												

Non-Div I Games:

James Madison

Average RPI Win: 208

Average RPI Loss: 58

WON-LOST
RECORDWINNING
PCT. RANKLAST 10
GAMESSTRENGTH OF
SCHEDULEOPP. STRENGTH
OF SCHEDULETEAM
RPIADJ.
RPICONF.
RPIADJ CONF.
RPI

DIV. I ONLY	11- 15	218	0- 10	67	63	157	157	4	4
DIV. I NON-CONF.	9- 2	33	0- 0	234	257	98	98	5	5
TOTALS	RPI 1-25	RPI 26-50	W-L RECORDS	RPI 51-100	RPI 101-999	RPI 201+			
11- 15	0- 6	0- 0	OVERALL	2- 7	9- 2	7- 1			
9- 7	0- 3	0- 0	HOME	2- 3	7- 1	5- 1			
2- 8	0- 3	0- 0	AWAY	0- 4	2- 1	2- 0			
0- 0	0- 0	0- 0	NEUTRAL	0- 0	0- 0	0- 0			
9- 2	0- 0	0- 0	NON-CONFERENCE	1- 2	8- 0	6- 0			
8- 1	0- 0	0- 0	HOME	1- 1	7- 0	5- 0			
1- 1	0- 0	0- 0	AWAY	0- 1	1- 0	1- 0			
0- 0	0- 0	0- 0	NEUTRAL	0- 0	0- 0	0- 0			
2- 13	0- 6	0- 0	CONFERENCE	1- 5	1- 2	1- 1			
1- 6	0- 3	0- 0	HOME	1- 2	0- 1	0- 1			
1- 7	0- 3	0- 0	AWAY	0- 3	1- 1	1- 0			
0- 0	0- 0	0- 0	NEUTRAL	0- 0	0- 0	0- 0			

RPI	S	Opponent	Score	RPI	S	Opponent	Score	RPI	S	Opponent	Score	RPI	S	Opponent	Score	Team's RPI: 157
6	A	Bayl or	51 88					54	A	St. John's (NY)	53 65	111	A	Iowa St.	69 71	
6	H	Bayl or	48 83					55	A	Okl ahoma St.	63 92	112	H	Arkansas	71 60	
10	A	Texas	62 79					64	H	Nebraska	49 66	117	H	Yale	81 75	
10	H	Texas	41 55					65	A	West Vi rgi ni a	46 76	222	H	Southeast Mo. St.	51 50	
23	A	Okl ahoma	64 97					65	H	West Vi rgi ni a	54 74	227	A	Texas Tech	60 47	
23	H	Okl ahoma	52 72					69	A	TCU	66 76	227	H	Texas Tech	56 68	
								69	H	TCU	86 77	233	H	Texas Southern	72 37	
								89	H	Kansas St.	59 63	263	H	Campbell I	66 48	
								94	H	Rice	73 65	282	H	UMKC	63 48	
												333	H	Delaware St.	81 49	
												337	A	Iona	72 58	
LAST 12 Division I GAMES:																
6	A	Bayl or	51 88	23	A	Okl ahoma	64 97									
65	A	West Vi rgi ni a	46 76	69	A	TCU	66 76									
23	H	Okl ahoma	52 72	227	H	Texas Tech	56 68									
55	A	Okl ahoma St.	63 92	10	A	Texas	62 79									
10	H	Texas	41 55	65	H	West Vi rgi ni a	54 74									
89	H	Kansas St.	59 63	6	H	Bayl or	48 83									

Non-Div I Games:

Kansas

Loss,
Non-Conf,
S Site,
H Home
A Away
N Neutral

Average RPI Win:	171	WON-LOST	WINNING	LAST 10	STRENGTH OF	OPP. STRENGTH	TEAM	ADJ.	CONF.	ADJ CONF.
Average RPI Loss:	42	RECORD	PCT. RANK	GAMES	SCHEDULE	OF SCHEDULE	RPI	RPI	RPI	RPI
DIV. I ONLY	13- 13	174	3- 7	18	61	89	89	4	4	
DIV. I NON-CONF.	8- 3	65	0- 0	98	252	78	78	5	5	

TOTALS	RPI 1-25	RPI 26-50	W-L RECORDS	RPI 51-100	RPI 101-999	RPI 201+				
13- 13	0- 8	0- 0	OVERALL	3- 3	10- 2	5- 0				
8- 6	0- 3	0- 0	HOME	1- 1	7- 2	4- 0				
4- 6	0- 4	0- 0	AWAY	1- 2	3- 0	1- 0				
1- 1	0- 1	0- 0	NEUTRAL	1- 0	0- 0	0- 0				
8- 3	0- 2	0- 0	NON-CONFERENCE	1- 0	7- 1	4- 0				
6- 1	0- 0	0- 0	HOME	0- 0	6- 1	3- 0				
1- 1	0- 1	0- 0	AWAY	0- 0	1- 0	1- 0				
1- 1	0- 1	0- 0	NEUTRAL	1- 0	0- 0	0- 0				
5- 10	0- 6	0- 0	CONFERENCE	2- 3	3- 1	1- 0				
2- 5	0- 3	0- 0	HOME	1- 1	1- 1	1- 0				
3- 5	0- 3	0- 0	AWAY	1- 2	2- 0	0- 0				
0- 0	0- 0	0- 0	NEUTRAL	0- 0	0- 0	0- 0				

RPI 1-25				RPI 26-50				RPI 51-100				Team's RPI : 89				RPI 101+					
RPI	S	Opponent	Score	RPI	S	Opponent	Score	RPI	S	Opponent	Score	RPI	S	Opponent	Score	RPI	S	Opponent	Score		
6	A	Bayl or	50 75					55	A	Okl ahoma St.	68 76	103	H	Little Rock	66 51						
6	H	Bayl or	58 88					55	H	Okl ahoma St.	80 64	111	A	Iowa St.	67 60						
9	N	UCLA	55 64					65	A	West Vi rgi ni a	60 52	111	H	Iowa St.	45 80						
10	A	Texas	54 76					69	A	TCU	70 87	124	H	SFA	74 49						
10	H	Texas	64 75					69	H	TCU	63 68	147	H	UNI	71 72						
13	A	Mi ssouri	59 73					83	N	Penn St.	70 65	157	A	Kansas	63 59						
23	A	Okl ahoma	49 68									160	H	UT Arlington	70 56						
23	H	Okl ahoma	71 76									216	A	North Texas	55 54						
																227	H	Texas Tech	83 69		
																240	H	Omaha	81 60		
																340	H	Florida A&M	81 57		
																345	H	Chi cago St.	99 51		
LAST 12 Di vi si on I GAMES:																					
69	A	TCU	70 87	69	H	TCU	63 68	6	A	Bayl or	50 75										
10	A	Texas	54 76	6	A	Bayl or	50 75	23	H	Okl ahoma	71 76										
227	H	Texas Tech	83 69	23	H	Okl ahoma	71 76	55	H	Okl ahoma St.	80 64										
111	H	Iowa St.	45 80	111	A	Iowa St.	67 60	10	H	Texas	64 75										
23	A	Okl ahoma	49 68																		
157	A	Kansas	63 59																		

Non-Div I Games:

Kansas St.

Average RPI Win:	297	WON-LOST	WINNING	LAST 10	STRENGTH OF	OPP. STRENGTH	TEAM	ADJ.	CONF.	ADJ CONF.
Average RPI Loss:	160	RECORD	PCT. RANK	GAMES	SCHEDULE	OF SCHEDULE	RPI	RPI	RPI	RPI
DIV. I ONLY	6- 16	287	3- 7	303	190	301	301	23	23	
DIV. I NON-CONF.	3- 7	254	0- 0	259	95	247	247	21	21	
TOTALS	RPI 1-25	RPI 26-50	W-L RECORDS	RPI 51-100	RPI 101-999	RPI 201+				
6- 16	0- 1	0- 0	OVERALL	0- 5	6- 10	5- 5				
3- 6	0- 0	0- 0	HOME	0- 2	3- 4	2- 3				
3- 8	0- 0	0- 0	AWAY	0- 2	3- 6	3- 2				
0- 2	0- 1	0- 0	NEUTRAL	0- 1	0- 0	0- 0				
3- 7	0- 1	0- 0	NON-CONFERENCE	0- 2	3- 4	3- 0				
1- 1	0- 0	0- 0	HOME	0- 0	1- 1	1- 0				
2- 4	0- 0	0- 0	AWAY	0- 1	2- 3	2- 0				
0- 2	0- 1	0- 0	NEUTRAL	0- 1	0- 0	0- 0				
3- 9	0- 0	0- 0	CONFERENCE	0- 3	3- 6	2- 5				
2- 5	0- 0	0- 0	HOME	0- 2	2- 3	1- 3				
1- 4	0- 0	0- 0	AWAY	0- 1	1- 3	1- 2				
0- 0	0- 0	0- 0	NEUTRAL	0- 0	0- 0	0- 0				

RPI S	Opponent	Score	RPI S	Opponent	Score	RPI S	Opponent	Score	RPI S	Opponent	Score
20 N	Maryland	35 89				51 H	FGCU	57 78	136 A	Clemson	28 41
						66 A	Georgia Tech	48 86	138 A	Ole Miss	63 92
						82 N	Maine	39 75	176 A	Furman	59 78
						92 A	Jacksonville	49 84	184 A	Stetson	53 96
						92 H	Jacksonville	49 67	184 H	Stetson	66 49
									198 H	East Carolina	56 66
									252 A	North Florida	72 77
									252 H	North Florida	44 68
									258 H	Lipscomb	62 64
									274 A	Presbyterian	60 51
									285 A	USC Upstate	61 65
									285 H	USC Upstate	64 70
									315 H	Georgia St.	71 61
									329 A	Ga. Southern	60 58
									339 A	NJIT	61 58
									339 H	NJIT	80 65
LAST 12 Division I GAMES:											
184 A	Stetson	53 96	285 A	USC Upstate	61 65						
252 H	North Florida	44 68	184 H	Stetson	66 49						
92 H	Jacksonville	49 67	51 H	FGCU	57 78						
339 A	NJIT	61 58	92 A	Jacksonville	49 84						
285 H	USC Upstate	64 70	252 A	North Florida	72 77						
339 H	NJIT	80 65	258 H	Lipscomb	62 64						

Non-Div I Games: Middle Ga. St. 81 65

Kennesaw St.

Average RPI	Win:	213	WON-LOST	WINNING	LAST 10	STRENGTH OF	OPP. STRENGTH	TEAM	ADJ.	CONF.	ADJ CONF.
Average RPI	Loss:	87	RECORD	PCT. RANK	GAMES	SCHEDULE	OF SCHEDULE	RPI	RPI	RPI	RPI
DIV. I ONLY		11- 15	218	2- 8	112	90	154	154	7	7	
DIV. I NON-CONF.		7- 5	132	0- 0	147	114	106	106	8	8	

TOTALS	RPI 1-25		RPI 26-50		W-L RECORDS	RPI 51-100		RPI 101-999		RPI 201+	
11- 15	0- 2		0- 4		OVERALL	1- 4		10- 5		7- 2	
3- 6	0- 0		0- 1		HOME	0- 3		3- 2		3- 0	
6- 6	0- 0		0- 0		AWAY	1- 0		5- 1		3- 0	
2- 3	0- 1		0- 1		NEUTRAL	0- 1		2- 0		1- 0	
7- 5	0- 1		0- 2		NON-CONFERENCE	0- 2		7- 0		4- 0	
1- 1	0- 0		0- 0		HOME	0- 1		1- 0		1- 0	
4- 1	0- 0		0- 1		AWAY	0- 0		4- 0		2- 0	
2- 3	0- 1		0- 1		NEUTRAL	0- 1		2- 0		1- 0	
4- 10	0- 1		0- 2		CONFERENCE	1- 2		3- 5		3- 2	
2- 5	0- 0		0- 1		HOME	0- 2		2- 2		2- 0	
2- 5	0- 1		0- 1		AWAY	1- 0		1- 3		1- 2	
0- 0	0- 0		0- 0		NEUTRAL	0- 0		0- 0		0- 0	

RPI	S	Opponent	Score	RPI	S	Opponent	Score	RPI	S	Opponent	Score	RPI	S	Opponent	Score	Team's RPI: 154
14	N	Stanford	54 79	27	A	Central Mi ch.	84 88	51	N	FGCU	62 80	110	H	Western Mi ch.	61 66	
15	A	Buffalo	42 80	40	H	Ball St.	58 79	58	A	Tol edo	62 55	131	A	Northern Ill.	79 81	
				47	A	Mi chi gan	41 54	86	H	Ohio	65 78	131	H	Northern Ill.	62 72	
				48	N	Gonzaga	57 77	87	H	Miami (OH)	59 65	137	A	Robert Morris	46 31	
								100	H	Wright St.	60 72	177	A	Youngstown St.	55 44	
												196	N	Memphi s	70 55	
												203	A	Eastern Mi ch.	67 60	
												203	H	Eastern Mi ch.	76 69	
												210	A	Akron	60 75	
												213	A	Bowl ing Green	50 60	
												213	H	Bowl ing Green	81 57	
												241	A	Northern Ky.	59 54	
												291	N	Southeastern La.	81 60	
												304	A	Eastern Ky.	65 57	
												319	H	Detroit Mercy	82 74	

LAST 12 Division I GAMES:																
87	H	Miami (OH)	59 65	58	A	Tol edo	62 55									
86	H	Ohio	65 78	40	H	Ball St.	58 79									
15	A	Buffalo	42 80	213	A	Bowl ing Green	50 60									
131	H	Northern Ill.	62 72	27	A	Central Mi ch.	84 88									
213	H	Bowl ing Green	81 57	203	H	Eastern Mi ch.	76 69									
210	A	Akron	60 75	110	H	Western Mi ch.	61 66									

Non-Div I Games:

Kent St.

Average RPI	Win:	199	WON-LOST	WINNING	LAST 10	STRENGTH OF	OPP. STRENGTH	TEAM	ADJ.	CONF.	ADJ CONF.
Average RPI	Loss:	35	RECORD	PCT. RANK	GAMES	SCHEDULE	OF SCHEDULE	RPI	RPI	RPI	RPI
DIV. I ONLY		13- 15	199	4- 6	26	50	96	96	2	2	
DIV. I NON-CONF.		8- 6	143	0- 0	119	127	118	118	2	2	

TOTALS	RPI 1-25		RPI 26-50		W-L RECORDS	RPI 51-100		RPI 101-999		RPI 201+	
13- 15	0- 8		0- 4		OVERALL	2- 1		11- 2		6- 0	
9- 6	0- 3		0- 3		HOME	1- 0		8- 0		5- 0	
4- 9	0- 5		0- 1		AWAY	1- 1		3- 2		1- 0	
0- 0	0- 0		0- 0		NEUTRAL	0- 0		0- 0		0- 0	
8- 6	0- 2		0- 2		NON-CONFERENCE	1- 1		7- 1		6- 0	
6- 2	0- 1		0- 1		HOME	0- 0		6- 0		5- 0	
2- 4	0- 1		0- 1		AWAY	1- 1		1- 1		1- 0	
0- 0	0- 0		0- 0		NEUTRAL	0- 0		0- 0		0- 0	
5- 9	0- 6		0- 2		CONFERENCE	1- 0		4- 1		0- 0	
3- 4	0- 2		0- 2		HOME	1- 0		2- 0		0- 0	
2- 5	0- 4		0- 0		AWAY	0- 0		2- 1		0- 0	
0- 0	0- 0		0- 0		NEUTRAL	0- 0		0- 0		0- 0	

RPI	S	Opponent	Score	RPI	S	Opponent	Score	RPI	S	Opponent	Score	RPI	S	Opponent	Score
3	A	Mississippi St.	55 74	26	H	LSU	70 72	51	A	FGCU	64 70	106	H	Auburn	65 48
4	H	Louisville	63 87	29	H	Georgia	42 56	81	H	Alabama	79 54	112	A	Arkansas	76 65
6	A	Baylor	63 90	36	H	California	52 62	98	A	Washington St.	73 68	112	H	Arkansas	78 57
11	H	Tennessee	49 63	44	A	Miami (FL)	54 65					116	A	Middle Tenn.	57 62
13	A	Missouri	78 83									134	A	Vanderbilt	55 70
16	A	South Carolina	63 81									159	A	Florida	56 53
16	H	South Carolina	64 81									199	H	Morehead St.	86 53
21	A	Texas A&M	70 74									217	H	Gardner-Webb	72 34
												248	A	Montana	71 54
												279	H	Sacramento St.	101 70
												308	H	Tennessee Tech	82 54
												318	H	Marshall	69 39
												349	H	Evansville	100 62

LAST 12 Division I GAMES:															
16	A	South Carolina	63 81	112	A	Arkansas	76 65								
112	H	Arkansas	78 57	81	H	Alabama	79 54								
3	A	Mississippi St.	55 74	16	H	South Carolina	64 81								
13	A	Missouri	78 83	134	A	Vanderbilt	55 70								
26	H	LSU	70 72	159	A	Florida	56 53								
106	H	Auburn	65 48	29	H	Georgia	42 56								

Non-Div I Games:

Kentucky

Average RPI Win:	295	WON-LOST	WINNING	LAST 10	STRENGTH OF	OPP. STRENGTH	TEAM	ADJ.	CONF.	ADJ CONF.
Average RPI Loss:	184	RECORD	PCT. RANK	GAMES	SCHEDULE	OF SCHEDULE	RPI	RPI	RPI	RPI
DIV. I ONLY	9- 16	249	3- 7	295	322	287	287	29	29	
DIV. I NON-CONF.	4- 7	226	0- 0	274	288	266	266	29	29	

TOTALS	RPI 1-25	RPI 26-50	W-L RECORDS	RPI 51-100	RPI 101-999	RPI 201+				
9- 16	0- 0	0- 1	OVERALL	0- 1	9- 14	8- 7				
5- 7	0- 0	0- 1	HOME	0- 1	5- 5	4- 3				
4- 9	0- 0	0- 0	AWAY	0- 0	4- 0	4- 0				
0- 0	0- 0	0- 0	NEUTRAL	0- 0	0- 0	0- 0				
4- 7	0- 0	0- 1	NON-CONFERENCE	0- 1	4- 5	3- 2				
2- 3	0- 0	0- 1	HOME	0- 1	2- 1	1- 1				
2- 4	0- 0	0- 0	AWAY	0- 0	2- 4	2- 1				
0- 0	0- 0	0- 0	NEUTRAL	0- 0	0- 0	0- 0				
5- 9	0- 0	0- 0	CONFERENCE	0- 0	5- 9	5- 5				
3- 4	0- 0	0- 0	HOME	0- 0	3- 4	3- 2				
2- 5	0- 0	0- 0	AWAY	0- 0	2- 5	2- 3				
0- 0	0- 0	0- 0	NEUTRAL	0- 0	0- 0	0- 0				

RPI 1-25				RPI 26-50				RPI 51-100				RPI 101+				Team's RPI: 287	
RPI	S	Opponent	Score	RPI	S	Opponent	Score	RPI	S	Opponent	Score	RPI	S	Opponent	Score		
				47	H	Michigan	49 86										

Non-Div I Games:

LIU Brooklyn

Through Games of Feb. 10, 2018											
Average RPI Win: 135		WON-LOST	WINNING	LAST 10	STRENGTH OF	OPP. STRENGTH	TEAM	ADJ.	CONF.	ADJ CONF.	
Loss: 40		RECORD	PCT. RANK	GAMES	SCHEDULE	OF SCHEDULE	RPI	RPI	RPI	RPI	
DIV. I ONLY		18- 7	57	8- 2	52	14	26	26	2	2	
DIV. I NON-CONF.		8- 3	65	0- 0	139	77	53	53	2	2	

TOTALS		RPI 1-25		RPI 26-50	W-L RECORDS		RPI 51-100	RPI 101-999	RPI 201+		
18- 7	3- 4			1- 1	OVERALL		1- 1	13- 1	4- 0		
10- 1	2- 1			1- 0	HOME		0- 0	7- 0	3- 0		
7- 5	1- 2			0- 1	AWAY		1- 1	5- 1	1- 0		
1- 1	0- 1			0- 0	NEUTRAL		0- 0	1- 0	0- 0		
8- 3	0- 2			0- 1	NON-CONFERENCE		0- 0	8- 0	4- 0		
4- 0	0- 0			0- 0	HOME		0- 0	4- 0	3- 0		
3- 2	0- 1			0- 1	AWAY		0- 0	3- 0	1- 0		
1- 1	0- 1			0- 0	NEUTRAL		0- 0	1- 0	0- 0		
10- 4	3- 2			1- 0	CONFERENCE		1- 1	5- 1	0- 0		
6- 1	2- 1			1- 0	HOME		0- 0	3- 0	0- 0		
4- 3	1- 1			0- 0	AWAY		1- 1	2- 1	0- 0		
0- 0	0- 0			0- 0	NEUTRAL		0- 0	0- 0	0- 0		

RPI 1-25				RPI 26-50				Team's RPI: 26				RPI 51-100				RPI 101+			
RPI	S	Opponent	Score	RPI	S	Opponent	Score	RPI	S	Opponent	Score	RPI	S	Opponent	Score	RPI	S	Opponent	Score
3	H	Mississippi St.	70 83	29	H	Georgia	71 60	81	A	Alabama	51 65	103	A	Little Rock	56 37				
10	N	Texas	66 75	38	A	Northern Colo.	50 58	96	A	Kentucky	72 70	106	A	Auburn	62 70				
11	H	Tennessee	70 59									106	H	Auburn	59 56				
13	A	Missouri	69 65									112	A	Arkansas	62 57				
21	A	Texas A&M	59 69									113	A	Tulane	73 50				
21	H	Texas A&M	80 78									122	N	Saint Louis	71 59				
22	A	South Fla.	55 61									134	H	Vanderbilt	85 65				
												138	H	Ole Miss	84 55				
												159	A	Florida	66 59				
												175	H	Louisiana	60 45				
												227	A	Texas Tech	48 40				
												242	H	Nicholls St.	65 50				
												291	H	Southeastern La.	84 56				
												335	H	Sam Houston St.	71 58				
LAST 12 Division I GAMES:																			
112	A	Arkansas	62 57	11	H	Tennessee	70 59					21	A	Texas A&M	59 69				
138	H	Ole Miss	84 55									106	H	Auburn	59 56				
21	H	Texas A&M	80 78									159	A	Florida	66 59				
106	A	Auburn	62 70									81	A	Alabama	51 65				
96	A	Kentucky	72 70									3	H	Mississippi St.	70 83				
29	H	Georgia	71 60																

Non-Div I Games:

LSU

Average RPI Win:	209	WON-LOST	WINNING	LAST 10	STRENGTH OF	OPP. STRENGTH	TEAM	ADJ.	CONF.	ADJ CONF.
Average RPI Loss:	144	RECORD	PCT. RANK	GAMES	SCHEDULE	OF SCHEDULE	RPI	RPI	RPI	RPI
DIV. I ONLY	8- 19	277	2- 8	135	162	235	235	12	12	
DIV. I NON-CONF.	5- 8	220	0- 1	117	197	163	163	10	10	

TOTALS	RPI 1-25	RPI 26-50	W-L RECORDS	RPI 51-100	RPI 101-999	RPI 201+				
8- 19	0- 1	0- 1	OVERALL	1- 6	7- 11	4- 4				
4- 7	0- 1	0- 1	HOME	1- 0	3- 5	2- 1				
3- 12	0- 0	0- 0	AWAY	0- 6	3- 6	2- 3				
1- 0	0- 0	0- 0	NEUTRAL	0- 0	1- 0	0- 0				
5- 8	0- 1	0- 0	NON-CONFERENCE	1- 3	4- 4	2- 2				
1- 3	0- 1	0- 0	HOME	1- 0	0- 2	0- 1				
3- 5	0- 0	0- 0	AWAY	0- 3	3- 2	2- 1				
1- 0	0- 0	0- 0	NEUTRAL	0- 0	1- 0	0- 0				
3- 11	0- 0	0- 1	CONFERENCE	0- 3	3- 7	2- 2				
3- 4	0- 0	0- 1	HOME	0- 0	3- 3	2- 0				
0- 7	0- 0	0- 0	AWAY	0- 3	0- 4	0- 2				
0- 0	0- 0	0- 0	NEUTRAL	0- 0	0- 0	0- 0				

RPI 1-25				RPI 26-50				RPI 51-100				RPI 101+				Team's RPI: 235
RPI	S	Opponent	Score	RPI	S	Opponent	Score	RPI	S	Opponent	Score	RPI	S	Opponent	Score	
24	H	Villanova	49 76	33	H	Dayton	47 76	53	A	Drexel	54 79	105	H	George Mason	56 69	
								56	A	American	48 66	122	H	Saint Louis	87 76	
								62	A	Duquesne	50 78	151	A	Saint Joseph's	49 70	
								70	A	Fordham	45 66	151	H	Saint Joseph's	64 75	
								72	A	Harvard	61 70	181	H	Temple	52 69	
								74	H	Penn	66 59	182	A	Wisconsin	60 71	
								91	A	George Washington	45 60	182	N	New Hampshire	59 51	
												191	A	Lehigh	69 61	
												201	A	Richmond	51 77	
												201	H	Richmond	57 60	
												216	A	North Texas	44 70	
												228	A	Lafayette	74 47	
												255	H	St. Bonaventure	66 63	
												275	H	Rider	55 76	
												281	A	Massachusetts	66 69	
												284	H	VCU	62 57	
												324	A	Rhode Island	63 72	
												333	A	Delaware St.	71 48	

LAST 12 Division I GAMES:																
151	A	Saint Joseph's	49 70	151	H	Saint Joseph's	64 75	284	H	VCU	62 57					
70	A	Fordham	45 66	324	A	Rhode Island	63 72	62	A	Duquesne	50 78					
201	H	Richmond	57 60	255	H	St. Bonaventure	66 63	72	A	Harvard	61 70					
122	H	Saint Louis	87 76													
281	A	Massachusetts	66 69													
91	A	George Washington	45 60													

Non-Div I Games:

La Salle

Average RPI Win:	291	WON-LOST	WINNING	LAST 10	STRENGTH OF	OPP. STRENGTH	TEAM	ADJ.	CONF.	ADJ CONF.
Average RPI Loss:	187	RECORD	PCT. RANK	GAMES	SCHEDULE	OF SCHEDULE	RPI	RPI	RPI	RPI
DIV. I ONLY	2- 21	339	0- 10	225	279	336	336	22	22	
DIV. I NON-CONF.	1- 8	313	0- 0	262	313	338	338	23	23	

TOTALS	RPI 1-25	RPI 26-50	W-L RECORDS	RPI 51-100	RPI 101-999	RPI 201+				
2- 21	0- 0	0- 0	OVERALL	0- 2	2- 19	2- 7				
2- 8	0- 0	0- 0	HOME	0- 0	2- 8	2- 3				
0- 13	0- 0	0- 0	AWAY	0- 1	0- 3	0- 1				
0- 0	0- 0	0- 0	NEUTRAL	0- 0	0- 0	0- 0				
1- 8	0- 0	0- 0	NON-CONFERENCE	0- 2	1- 6	1- 4				
1- 2	0- 0	0- 0	HOME	0- 0	1- 2	1- 2				
0- 6	0- 0	0- 0	AWAY	0- 2	0- 4	0- 2				
0- 0	0- 0	0- 0	NEUTRAL	0- 0	0- 0	0- 0				
1- 13	0- 0	0- 0	CONFERENCE	0- 0	1- 13	1- 3				
1- 6	0- 0	0- 0	HOME	0- 0	1- 6	1- 1				
0- 7	0- 0	0- 0	AWAY	0- 0	0- 7	0- 2				
0- 0	0- 0	0- 0	NEUTRAL	0- 0	0- 0	0- 0				

RPI 1-25				RPI 26-50				RPI 51-100				RPI 101+ Team's RPI: 336					
RPI	S	Opponent	Score	RPI	S	Opponent	Score	RPI	S	Opponent	Score	RPI	S	Opponent	Score		
								55	A	Oklahoma St.	58	112	103	A	Little Rock	37	57
								94	A	Rice	47	63	106	A	Auburn	41	67
													133	A	Texas St.	52	86
													133	H	Texas St.	45	81
													141	H	South Ala.	60	67
													160	A	UT Arlington	61	70
													160	H	UT Arlington	53	80
													164	A	Louisiana Tech	49	71
													168	H	Troy	79	86
													175	A	Louisiana	55	63
													175	H	Louisiana	48	76
													197	A	Arkansas St.	62	76
													224	H	New Orleans	51	89
													231	A	Grambling	52	61
													256	H	Coastal Caro.	62	56
													266	A	McNeese	61	65
													272	H	Appalachian St.	67	71
													315	A	Georgia St.	57	70
													323	H	Northwestern St.	48	70
													325	H	Houston Baptist	77	73
													329	A	Ga. Southern	45	75
LAST 12 Division I GAMES:																	
133	H	Texas St.	45	81	168	H	Troy	79	86								
160	H	UT Arlington	53	80	160	A	UT Arlington	61	70								
315	A	Georgia St.	57	70	133	A	Texas St.	52	86								
329	A	Ga. Southern	45	75	175	A	Louisiana	55	63								
175	H	Louisiana	48	76	272	H	Appalachian St.	67	71								
141	H	South Ala.	60	67	256	H	Coastal Caro.	62	56								

Non-Div I Games: Millsaps 73 41 Centenary (LA) 90 53

La. -Monroe

Average RPI Win:	262	WON-LOST	WINNING	LAST 10	STRENGTH OF	OPP. STRENGTH	TEAM	ADJ.	CONF.	ADJ CONF.
Average RPI Loss:	135	RECORD	PCT. RANK	GAMES	SCHEDULE	OF SCHEDULE	RPI	RPI	RPI	RPI
DIV. I ONLY	9- 16	249	3- 7	145	259	228	228	15	15	
DIV. I NON-CONF.	4- 6	214	0- 0	238	331	254	254	18	18	

TOTALS	RPI 1-25	RPI 26-50	W-L RECORDS	RPI 51-100	RPI 101-999	RPI 201+				
9- 16	0- 0	0- 1	OVERALL	0- 6	9- 9	8- 3				
5- 7	0- 0	0- 1	HOME	0- 2	5- 4	5- 2				
4- 9	0- 0	0- 0	AWAY	0- 4	4- 5	3- 1				
0- 0	0- 0	0- 0	NEUTRAL	0- 0	0- 0	0- 0				
4- 6	0- 0	0- 1	NON-CONFERENCE	0- 2	4- 3	4- 2				
3- 2	0- 0	0- 1	HOME	0- 0	3- 1	3- 1				
1- 4	0- 0	0- 0	AWAY	0- 2	1- 2	1- 1				
0- 0	0- 0	0- 0	NEUTRAL	0- 0	0- 0	0- 0				
5- 10	0- 0	0- 0	CONFERENCE	0- 4	5- 6	4- 1				
2- 5	0- 0	0- 0	HOME	0- 2	2- 3	2- 1				
3- 5	0- 0	0- 0	AWAY	0- 2	3- 3	2- 0				
0- 0	0- 0	0- 0	NEUTRAL	0- 0	0- 0	0- 0				

RPI	S	Opponent	Score	RPI	S	Opponent	Score	RPI	S	Opponent	Score	RPI	S	Opponent	Score	Team's RPI: 228
37	H	Princeton	45 53	53	A	Drexel	37 52	123	A	Bucknell I	53 83	123	H	Bucknell I	57 80	
				56	A	American	66 74	123	H	Bucknell I	57 80	137	A	Robert Morris	42 63	
				56	H	American	67 74	162	A	Army West Point	39 48	162	H	Army West Point	60 65	
				74	A	Penn	42 55	162	H	Army West Point	60 65	191	A	Lehigh	45 70	
				77	A	Navy	59 65	195	A	Boston U.	47 45	235	H	La Salle	47 74	
				77	H	Navy	43 59	245	A	Holy Cross	69 65	245	H	Holy Cross	56 69	
								246	A	Loyola Maryland	73 64	246	H	Loyola Maryland	65 54	
								264	A	Cornell	59 58	268	H	Colgate	63 48	
								275	H	Rider	60 45	287	H	LIU Brooklyn	69 53	
								330	H	Wagner	70 52	348	A	Saint Peter's	61 64	
LAST 12 Division I GAMES:																
56	A	American	66 74	195	A	Boston U.	47 45									
77	H	Navy	43 59	56	H	American	67 74									
246	A	Loyola Maryland	73 64	77	A	Navy	59 65									
162	A	Army West Point	39 48	246	H	Loyola Maryland	65 54									
123	H	Bucknell I	57 80	162	H	Army West Point	60 65									
245	H	Holy Cross	56 69	123	A	Bucknell I	53 83									

Non-Div I Games:

Lafayette

Average RPI Win:	261	WON-LOST	WINNING	LAST 10	STRENGTH OF	OPP. STRENGTH	TEAM	ADJ.	CONF.	ADJ CONF.
Average RPI Loss:	102	RECORD	PCT. RANK	GAMES	SCHEDULE	OF SCHEDULE	RPI	RPI	RPI	RPI
DIV. I ONLY	15- 6	60	10- 0	288	229	108	108	26	26	
DIV. I NON-CONF.	1- 5	300	0- 0	28	23	176	176	25	25	

TOTALS	RPI 1-25	RPI 26-50	W-L RECORDS	RPI 51-100	RPI 101-999	RPI 201+				
15- 6	0- 1	0- 1	OVERALL	0- 1	15- 3	13- 0				
8- 0	0- 0	0- 0	HOME	0- 0	8- 0	7- 0				
6- 5	0- 1	0- 1	AWAY	0- 1	6- 2	6- 0				
1- 1	0- 0	0- 0	NEUTRAL	0- 0	1- 1	0- 0				
1- 5	0- 1	0- 1	NON-CONFERENCE	0- 1	1- 2	0- 0				
0- 0	0- 0	0- 0	HOME	0- 0	0- 0	0- 0				
0- 4	0- 1	0- 1	AWAY	0- 1	0- 1	0- 0				
1- 1	0- 0	0- 0	NEUTRAL	0- 0	1- 1	0- 0				
14- 1	0- 0	0- 0	CONFERENCE	0- 0	14- 1	13- 0				
8- 0	0- 0	0- 0	HOME	0- 0	8- 0	7- 0				
6- 1	0- 0	0- 0	AWAY	0- 0	6- 1	6- 0				
0- 0	0- 0	0- 0	NEUTRAL	0- 0	0- 0	0- 0				

RPI 1-25				RPI 26-50				RPI 51-100				RPI 101+				Team's RPI: 108
RPI	S	Opponent	Score	RPI	S	Opponent	Score	RPI	S	Opponent	Score	RPI	S	Opponent	Score	
6	A	Baylor	62 121	43	A	Purdue	64 79	88	A	New Mexico	58 90	119	A	Central Ark.	39 51	
												124	H	SFA	79 65	
												131	N	Northern Ill.	90 80	
												174	N	North Dakota	70 73	
												180	A	Pacific	75 80	
												224	H	New Orleans	100 77	
												225	H	Abilene Christian	77 71	
												236	A	A&M-Corpus Christi	70 31	
												236	H	A&M-Corpus Christi	65 59	
												242	A	Nicholls St.	76 61	
												266	H	McNeese	83 58	
												291	A	Southeastern La.	75 58	
												309	A	Incarnate Word	71 47	
												309	H	Incarnate Word	77 54	
												323	H	Northwestern St.	71 44	
												325	A	Houston Baptist	79 51	
												335	A	Sam Houston St.	68 44	
												335	H	Sam Houston St.	91 44	

LAST 12 Division I GAMES:																
236	H	A&M-Corpus Christi	65 59	266	H	McNeese	83 58									
309	A	Incarnate Word	71 47	242	A	Nicholls St.	76 61									
335	A	Sam Houston St.	68 44	335	H	Sam Houston St.	91 44									
323	H	Northwestern St.	71 44	309	H	Incarnate Word	77 54									
124	H	SFA	79 65	291	A	Southeastern La.	75 58									
225	H	Abilene Christian	77 71	119	A	Central Ark.	39 51									

Non-Div I Games: Howard Payne 101 37 Schreiner 116 37 Louisiana Col. 93 62 S' western Assemblies 92 49 Lamar University

Average RPI Win: 225	WON-LOST RECORD	WINNING PCT. RANK	LAST 10 GAMES	STRENGTH OF SCHEDULE	OPP. STRENGTH OF SCHEDULE	TEAM RPI	ADJ. RPI	CONF. RPI	ADJ. CONF. RPI
Average RPI Loss: 160									

DIV. I ONLY	12- 13	189	3- 7	192	223	191	191	15	15
DIV. I NON-CONF.	5- 5	170	0- 0	320	300	253	253	18	18

TOTALS	RPI 1-25	RPI 26-50	W-L RECORDS	RPI 51-100	RPI 101-999	RPI 201+			
12- 13	0- 1	0- 1	OVERALL	1- 3	11- 8	7- 6			
8- 3	0- 0	0- 0	HOME	1- 1	7- 2	4- 2			
4- 9	0- 0	0- 1	AWAY	0- 2	4- 6	3- 4			
0- 1	0- 1	0- 0	NEUTRAL	0- 0	0- 0	0- 0			
5- 5	0- 1	0- 1	NON-CONFERENCE	0- 0	5- 3	5- 3			
3- 1	0- 0	0- 0	HOME	0- 0	3- 1	3- 1			
2- 3	0- 0	0- 1	AWAY	0- 0	2- 2	2- 2			
0- 1	0- 1	0- 0	NEUTRAL	0- 0	0- 0	0- 0			
7- 8	0- 0	0- 0	CONFERENCE	1- 3	6- 5	2- 3			
5- 2	0- 0	0- 0	HOME	1- 1	4- 1	1- 1			
2- 6	0- 0	0- 0	AWAY	0- 2	2- 4	1- 2			
0- 0	0- 0	0- 0	NEUTRAL	0- 0	0- 0	0- 0			

RPI S Opponent Score	RPI S Opponent Score	RPI S Opponent Score	RPI S Opponent Score
24 N Villanova 42 62	34 A Minnesota 73 107	56 A American 64 82	123 A Bucknell I 52 59
		56 H American 44 60	123 H Bucknell I 66 62
		77 A Navy 50 53	162 A Army West Point 50 55
		77 H Navy 66 63	162 H Army West Point 59 55
			195 A Boston U. 65 56
			195 H Boston U. 74 58
			228 H Lafayette 70 45
			235 H La Salle 61 69
			245 A Holy Cross 49 54
			246 A Loyol a Maryl and 64 67
			257 H Fairfield 56 53
			264 A Cornell I 62 57
			268 A Col gate 59 51
			268 H Col gate 48 54
			273 A Sacred Heart 55 65
			287 A LIU Brooklyn 69 72
			288 H Mt. St. Mary's 75 71
			303 A Monmouth 75 57
			339 H NJIT 64 50
LAST 12 Division I GAMES:			
162 A Army West Point 50 55	246 A Loyol a Maryl and 64 67		
268 H Col gate 48 54	162 H Army West Point 59 55		
56 H American 44 60	268 A Col gate 59 51		
123 A Bucknell I 52 59	56 A American 64 82		
195 A Boston U. 65 56	123 H Bucknell I 66 62		
77 A Navy 50 53	195 H Boston U. 74 58		

Non-Div I Games: Mansfield 77 47

Lehigh

Average RPI Win: 255	WON-LOST RECORD	WINNING PCT. RANK	LAST 10 GAMES	STRENGTH OF SCHEDULE	OPP. STRENGTH OF SCHEDULE	TEAM RPI	ADJ. RPI	CONF. RPI	ADJ. CONF. RPI
Average RPI Loss: 107									
DIV. I ONLY	15- 9	103	4- 2	104	312	85	85	27	27
DIV. I NON-CONF.	3- 7	254	0- 1	34	147	135	135	28	28

TOTALS	RPI 1-25	RPI 26-50	W-L RECORDS	RPI 51-100	RPI 101-999	RPI 201+			
15- 9	0- 1	0- 2	OVERALL	0- 3	15- 3	12- 2			
8- 0	0- 0	0- 0	HOME	0- 0	8- 0	7- 0			
6- 7	0- 1	0- 1	AWAY	0- 2	6- 3	5- 2			
1- 2	0- 0	0- 1	NEUTRAL	0- 1	1- 0	0- 0			
3- 7	0- 1	0- 2	NON-CONFERENCE	0- 3	3- 1	2- 1			
1- 0	0- 0	0- 0	HOME	0- 0	1- 0	1- 0			
1- 5	0- 1	0- 1	AWAY	0- 2	1- 1	1- 1			
1- 2	0- 0	0- 1	NEUTRAL	0- 1	1- 0	0- 0			
12- 2	0- 0	0- 0	CONFERENCE	0- 0	12- 2	10- 1			
7- 0	0- 0	0- 0	HOME	0- 0	7- 0	6- 0			
5- 2	0- 0	0- 0	AWAY	0- 0	5- 2	4- 1			
0- 0	0- 0	0- 0	NEUTRAL	0- 0	0- 0	0- 0			

RPI 1-25				RPI 26-50				RPI 51-100 Team's RPI: 85				RPI 101+			
RPI	S	Opponent	Score	RPI	S	Opponent	Score	RPI	S	Opponent	Score	RPI	S	Opponent	Score
17	A	Duke	51 68	38	N	Northern Colo.	57 65	57	N	Houston	68 75	149	A	Radford	45 52
				47	A	Michigan	50 74	71	A	James Madison	47 58	149	H	Radford	61 56
								79	A	Drake	68 96	171	N	Denver	82 69
												200	A	High Point	65 42
												217	A	Gardner-Webb	85 60
												217	H	Gardner-Webb	59 41
												223	A	UNC Asheville	41 48
												223	H	UNC Asheville	53 48
												263	A	Campbell	46 33
												263	H	Campbell	60 42
												274	A	Presbyterian	76 64
												274	H	Presbyterian	63 55
												277	A	Old Dominion	63 55
												281	A	Massachusetts	61 64
												293	H	Valparaiso	61 40
												311	H	Charleston So.	63 53
												342	H	Wintthrop	63 37
												347	A	Longwood	63 51

LAST 12 Division I GAMES:															
				79	A	Drake	68 96	200	A	High Point	65 42				
				223	H	UNC Asheville	53 48	149	H	Radford	61 56				
				149	A	Radford	45 52	347	A	Longwood	63 51				
				263	A	Campbell	46 33	263	H	Campbell	60 42				
				217	H	Gardner-Webb	59 41	223	A	UNC Asheville	41 48				
				274	H	Presbyterian	63 55	217	A	Gardner-Webb	85 60				

Non-Div I Games: Shippensburg 105 43 Limestone 68 38

Liberty

Average RPI Win: 300	WON-LOST RECORD	WINNING PCT. RANK	LAST 10 GAMES	STRENGTH OF SCHEDULE	OPP. STRENGTH OF SCHEDULE	TEAM RPI	ADJ. RPI	CONF. RPI	ADJ CONF. RPI
Average RPI Loss: 143									
DIV. I ONLY	10- 17	243	5- 5	254	250	258	258	23	23
DIV. I NON-CONF.	4- 11	279	0- 0	253	276	278	278	21	21

TOTALS	RPI 1-25	RPI 26-50	W-L RECORDS	RPI 51-100	RPI 101-999	RPI 201+			
10- 17	0- 0	0- 1	OVERALL	0- 6	10- 10	10- 4			
5- 7	0- 0	0- 0	HOME	0- 4	5- 3	5- 1			
5- 10	0- 0	0- 1	AWAY	0- 2	5- 7	5- 3			
0- 0	0- 0	0- 0	NEUTRAL	0- 0	0- 0	0- 0			
4- 11	0- 0	0- 1	NON-CONFERENCE	0- 2	4- 8	4- 3			
2- 4	0- 0	0- 0	HOME	0- 2	2- 2	2- 1			
2- 7	0- 0	0- 1	AWAY	0- 0	2- 6	2- 2			
0- 0	0- 0	0- 0	NEUTRAL	0- 0	0- 0	0- 0			
6- 6	0- 0	0- 0	CONFERENCE	0- 4	6- 2	6- 1			
3- 3	0- 0	0- 0	HOME	0- 2	3- 1	3- 0			
3- 3	0- 0	0- 0	AWAY	0- 2	3- 1	3- 1			
0- 0	0- 0	0- 0	NEUTRAL	0- 0	0- 0	0- 0			

RPI 1-25				RPI 26-50				RPI 51-100				RPI 101+ Team's RPI: 258			
RPI	S	Opponent	Score	RPI	S	Opponent	Score	RPI	S	Opponent	Score	RPI	S	Opponent	Score
				40	A	Ball St.	46 84	51	A	FGCU	52 88	102	A	Butler	58 70
								51	H	FGCU	54 68	116	A	Middle Tenn.	48 72
								68	H	Belmont	59 91	122	A	Saint Louis	57 101
								81	H	Alabama	51 73	134	A	Vanderbilt	82 92
								92	A	Jacksonville	48 70	184	H	Stetson	55 59
								92	H	Jacksonville	63 70	199	H	Morehead St.	55 75
												243	H	Austin Peay	63 71
												251	A	Col. of Charleston	69 85
												252	A	North Florida	73 69
												252	H	North Florida	78 57
												285	A	USC Upstate	64 80
												285	H	USC Upstate	97 78
												297	H	Murray St.	65 64
												301	A	Kennesaw St.	64 62
												308	A	Tennessee Tech	61 57
												311	A	Charleston So.	58 54
												314	H	Alabama A&M	66 50
												328	A	Tennessee St.	64 71
												339	A	NJIT	74 58
												339	H	NJIT	66 58
LAST 12 Division I GAMES:															
				51	A	FGCU	52 88	339	A	NJIT	74 58				
				92	H	Jacksonville	63 70	51	H	FGCU	54 68				
				252	H	North Florida	78 57	184	H	Stetson	55 59				
				285	A	USC Upstate	64 80	252	A	North Florida	73 69				
				339	H	NJIT	66 58	92	A	Jacksonville	48 70				
				285	H	USC Upstate	97 78	301	A	Kennesaw St.	64 62				

Non-Div I Games:

Lipscomb

Average RPI Win:	217	WON-LOST	WINNING	LAST 10	STRENGTH OF	OPP. STRENGTH	TEAM	ADJ.	CONF.	ADJ CONF.
Average RPI Loss:	95	RECORD	PCT. RANK	GAMES	SCHEDULE	OF SCHEDULE	RPI	RPI	RPI	RPI
DIV. I ONLY	16- 9	91	9- 1	167	122	103	103	22	22	
DIV. I NON-CONF.	3- 8	268	0- 0	36	3	189	189	23	23	

TOTALS	RPI 1-25	RPI 26-50	W-L RECORDS	RPI 51-100	RPI 101-999	RPI 201+				
16- 9	1- 2	0- 1	OVERALL	1- 2	14- 4	7- 0				
10- 3	1- 0	0- 1	HOME	1- 0	8- 2	3- 0				
6- 6	0- 2	0- 0	AWAY	0- 2	6- 2	4- 0				
0- 0	0- 0	0- 0	NEUTRAL	0- 0	0- 0	0- 0				
3- 8	1- 2	0- 1	NON-CONFERENCE	1- 2	1- 3	0- 0				
3- 3	1- 0	0- 1	HOME	1- 0	1- 2	0- 0				
0- 5	0- 2	0- 0	AWAY	0- 2	0- 1	0- 0				
0- 0	0- 0	0- 0	NEUTRAL	0- 0	0- 0	0- 0				
13- 1	0- 0	0- 0	CONFERENCE	0- 0	13- 1	7- 0				
7- 0	0- 0	0- 0	HOME	0- 0	7- 0	3- 0				
6- 1	0- 0	0- 0	AWAY	0- 0	6- 1	4- 0				
0- 0	0- 0	0- 0	NEUTRAL	0- 0	0- 0	0- 0				

RPI 1-25				RPI 26-50				RPI 51-100				RPI 101+ Team's RPI: 103			
RPI	S	Opponent	Score	RPI	S	Opponent	Score	RPI	S	Opponent	Score	RPI	S	Opponent	Score
3	A	Mississippi St.	48 86	26	H	LSU	37 56	89	A	Kansas St.	51 66	122	A	Saint Louis	45 48
21	A	Texas A&M	49 66					94	A	Rice	51 58	133	H	Texas St.	63 48
23	H	Oklahoma	68 56					99	H	Missouri St.	63 51	141	A	South Ala.	47 35
												160	H	UT Arlington	59 57
												164	H	Louisiana Tech	49 58
												168	A	Troy	70 76
												172	H	Tulsa	61 74
												175	H	Louisiana	78 43
												196	H	Memphis	86 57
												197	A	Arkansas St.	64 58
												197	H	Arkansas St.	53 43
												256	A	Coastal Caro.	51 49
												272	A	Appalachian St.	52 40
												315	A	Georgia St.	65 50
												315	H	Georgia St.	54 47
												329	A	Ga. Southern	64 34
												329	H	Ga. Southern	92 52
												336	H	La.-Monroe	57 37

LAST 12 Division I GAMES:															
197	A	Arkansas St.	64 58	272	A	Appalachian St.	52 40								
168	A	Troy	70 76	197	H	Arkansas St.	53 43								
141	A	South Ala.	47 35	133	H	Texas St.	63 48								
315	H	Georgia St.	54 47	160	H	UT Arlington	59 57								
329	H	Ga. Southern	92 52	329	A	Ga. Southern	64 34								
256	A	Coastal Caro.	51 49	315	A	Georgia St.	65 50								

Non-Div I Games:

Little Rock

Average RPI	Win:	273	WON-LOST	WINNING	LAST 10	STRENGTH OF	OPP. STRENGTH	TEAM	ADJ.	CONF.	ADJ CONF.
Average RPI	Loss:	190	RECORD	PCT. RANK	GAMES	SCHEDULE	OF SCHEDULE	RPI	RPI	RPI	RPI
DIV. I ONLY		4- 22		326	2- 8	246	253	322	322	21	21
DIV. I NON-CONF.		2- 12		306	0- 0	277	291	328	328	20	20

TOTALS	RPI 1-25		RPI 26-50		W-L RECORDS	RPI 51-100		RPI 101-999		RPI 201+	
4- 22	0- 1		0- 1		OVERALL	0- 2		4- 18		4- 10	
1- 10	0- 1		0- 0		HOME	0- 1		1- 8		1- 4	
3- 10	0- 0		0- 0		AWAY	0- 0		3- 0		3- 0	
0- 2	0- 0		0- 0		NEUTRAL	0- 0		0- 2		0- 1	
2- 12	0- 1		0- 1		NON-CONFERENCE	0- 0		2- 10		2- 7	
0- 6	0- 1		0- 0		HOME	0- 0		0- 5		0- 4	
2- 4	0- 0		0- 1		AWAY	0- 0		2- 3		2- 2	
0- 2	0- 0		0- 0		NEUTRAL	0- 0		0- 2		0- 1	
2- 10	0- 0		0- 0		CONFERENCE	0- 2		2- 8		2- 3	
1- 4	0- 0		0- 0		HOME	0- 1		1- 3		1- 0	
1- 6	0- 0		0- 0		AWAY	0- 1		1- 5		1- 3	
0- 0	0- 0		0- 0		NEUTRAL	0- 0		0- 0		0- 0	

RPI 1-25				RPI 26-50				RPI 51-100				RPI 101+				Team's RPI: 322
RPI	S	Opponent	Score	RPI	S	Opponent	Score	RPI	S	Opponent	Score	RPI	S	Opponent	Score	
11	H	Tennessee	61 90	49	A	Southern California	60 75	63	A	UC Davis	49 79	142	H	Loyola Marymount	69 84	
								63	H	UC Davis	71 83	158	A	Cal Poly	61 70	
												158	H	Cal Poly	64 75	
												167	H	UC Irvine	81 100	
												187	N	Oral Roberts	58 64	
												188	A	San Diego	40 74	
												189	A	UC Santa Barbara	44 51	
												189	H	UC Santa Barbara	74 90	
												206	A	CSUN	59 51	
												229	A	UC Riverside	53 77	
												230	H	Pepperdine	71 83	
												232	H	New Mexico St.	63 72	
												234	H	Montana St.	51 62	
												248	A	Montana	60 67	
												250	A	Hawaii	66 74	
												253	H	Illinois St.	51 59	
												278	A	Grand Canyon	65 63	
												280	A	Arizona	80 72	
												284	N	VCU	59 69	
												326	A	Cal St. Fullerton	61 67	
												326	H	Cal St. Fullerton	67 47	
												339	A	NJIT	57 73	

LAST 12 Division I GAMES:																
326	H	Cal St. Fullerton	67 47	158	H	Cal Poly	64 75									
63	A	UC Davis	49 79	189	H	UC Santa Barbara	74 90									
158	A	Cal Poly	61 70	250	A	Hawaii	66 74									
206	A	CSUN	59 51	326	A	Cal St. Fullerton	61 67									
167	H	UC Irvine	81 100	229	A	UC Riverside	53 77									
63	H	UC Davis	71 83	189	A	UC Santa Barbara	44 51									

Non-Div I Games:

Long Beach St.

■ Loss,
 ■ Non-Conf,
 ■ S Site,
 ■ H Home
 ■ A Away
 N Neutral

Average RPI Win:	289	WON-LOST	WINNING	LAST 10	STRENGTH OF	OPP. STRENGTH	TEAM	ADJ.	CONF.	ADJ CONF.
Average RPI Loss:	246	RECORD	PCT. RANK	GAMES	SCHEDULE	OF SCHEDULE	RPI	RPI	RPI	RPI
DIV. I ONLY	4- 20	319	2- 8	335	348	347	347	27	27	
DIV. I NON-CONF.	1- 9	318	0- 0	342	348	349	349	28	28	

TOTALS	RPI 1-25	RPI 26-50	W-L RECORDS	RPI 51-100	RPI 101-999	RPI 201+				
4- 20	0- 0	0- 0	OVERALL	0- 1	4- 19	4- 15				
3- 8	0- 0	0- 0	HOME	0- 1	3- 7	3- 5				
1- 12	0- 0	0- 0	AWAY	0- 0	1- 0	1- 0				
0- 0	0- 0	0- 0	NEUTRAL	0- 0	0- 0	0- 0				
1- 9	0- 0	0- 0	NON-CONFERENCE	0- 0	1- 9	1- 8				
1- 3	0- 0	0- 0	HOME	0- 0	1- 3	1- 3				
0- 6	0- 0	0- 0	AWAY	0- 0	0- 6	0- 5				
0- 0	0- 0	0- 0	NEUTRAL	0- 0	0- 0	0- 0				
3- 11	0- 0	0- 0	CONFERENCE	0- 1	3- 10	3- 7				
2- 5	0- 0	0- 0	HOME	0- 1	2- 4	2- 2				
1- 6	0- 0	0- 0	AWAY	0- 0	1- 6	1- 5				
0- 0	0- 0	0- 0	NEUTRAL	0- 0	0- 0	0- 0				

RPI 1-25				RPI 26-50				RPI 51-100				RPI 101+				Team's RPI: 347
RPI	S	Opponent	Score	RPI	S	Opponent	Score	RPI	S	Opponent	Score	RPI	S	Opponent	Score	
								85	H	Liberty	51 63	105	A	George Mason	41 60	
												149	H	Radford	33 52	
												200	A	High Point	41 62	
												200	H	High Point	39 75	
												203	A	Eastern Mich.	44 73	
												215	H	Norfolk St.	45 64	
												217	A	Gardner-Webb	41 52	
												217	H	Gardner-Webb	54 61	
												223	A	UNC Asheville	52 82	
												263	A	Campbell	48 58	
												263	H	Campbell	57 50	
												269	H	Fairleigh Dickinson	52 72	
												274	A	Presbyterian	75 60	
												274	H	Presbyterian	66 56	
												293	H	Valparaiso	68 81	
												311	A	Charleston So.	57 73	
												311	H	Charleston So.	61 78	
												318	A	Marshall	45 90	
												330	A	Wagner	43 60	
												333	A	Delaware St.	56 60	
												334	A	N.C. Central	75 87	
												342	A	Winthrop	60 69	
												344	H	UMass Lowell	84 82	
LAST 12 Division I GAMES:																
				263	H	Campbell	57 50	263	A	Campbell	48 58					
				217	A	Gardner-Webb	41 52	85	H	Liberty	51 63					
				274	A	Presbyterian	75 60	200	A	High Point	41 62					
				200	H	High Point	39 75	149	H	Radford	33 52					
				311	H	Charleston So.	61 78	223	A	UNC Asheville	52 82					
				342	A	Winthrop	60 69	217	H	Gardner-Webb	54 61					

Non-Div I Games: Milligan 66 56

Longwood

■ Loss,
 ■ Non-Conf,
 ■ S Site,
 ■ H Home
 ■ A Away
 N Neutral

Average RPI Win: 269	WON-LOST RECORD	WINNING PCT. RANK	LAST 10 GAMES	STRENGTH OF SCHEDULE	OPP. STRENGTH OF SCHEDULE	TEAM RPI	ADJ. RPI	CONF. RPI	ADJ. CONF. RPI
Average RPI Loss: 100									
DIV. I ONLY	13- 12	162	5- 5	178	208	175	175	22	22
DIV. I NON-CONF.	5- 6	187	0- 0	92	104	141	141	23	23

TOTALS	RPI 1-25	RPI 26-50	W-L RECORDS	RPI 51-100	RPI 101-999	RPI 201+			
13- 12	0- 2	0- 1	OVERALL	0- 1	13- 8	11- 0			
6- 5	0- 0	0- 0	HOME	0- 0	6- 5	6- 0			
6- 5	0- 1	0- 0	AWAY	0- 1	6- 1	4- 0			
1- 2	0- 1	0- 0	NEUTRAL	0- 0	1- 1	1- 0			
5- 6	0- 2	0- 1	NON-CONFERENCE	0- 1	5- 2	5- 0			
3- 1	0- 0	0- 0	HOME	0- 0	3- 1	3- 0			
1- 3	0- 1	0- 1	AWAY	0- 1	1- 0	1- 0			
1- 2	0- 1	0- 0	NEUTRAL	0- 0	1- 1	1- 0			
8- 6	0- 0	0- 0	CONFERENCE	0- 0	8- 6	6- 0			
3- 4	0- 0	0- 0	HOME	0- 0	3- 4	3- 0			
5- 2	0- 0	0- 0	AWAY	0- 0	5- 2	3- 0			
0- 0	0- 0	0- 0	NEUTRAL	0- 0	0- 0	0- 0			

RPI 1-25				RPI 26-50				RPI 51-100				RPI 101+ Team's RPI: 175			
RPI	S	Opponent	Score	RPI	S	Opponent	Score	RPI	S	Opponent	Score	RPI	S	Opponent	Score
3	N	Mississippi St.	37 94	26	A	LSU	45 60	58	A	Toledo	55 79	103	A	Little Rock	43 78
21	A	Texas A&M	62 83									106	H	Auburn	60 70
												118	N	Cleveland St.	45 54
												133	A	Texas St.	65 58
												133	H	Texas St.	53 56
												141	H	South Ala.	57 72
												160	A	UT Arlington	61 63
												160	H	UT Arlington	34 38
												168	H	Troy	55 62
												197	A	Arkansas St.	77 75
												224	H	New Orleans	66 57
												238	N	Niagara	68 52
												256	H	Coastal Caro.	59 55
												266	H	McNeese	98 86
												272	H	Appalachian St.	61 45
												291	A	Southeastern La.	68 56
												305	H	Alcorn	67 47
												315	A	Georgia St.	75 60
												329	A	Ga. Southern	58 48
												336	A	La.-Monroe	76 48
												336	H	La.-Monroe	63 55
LAST 12 Division I GAMES:															
160	H	UT Arlington	34 38	141	H	South Ala.	57 72								
133	H	Texas St.	53 56	133	A	Texas St.	65 58								
329	A	Ga. Southern	58 48	160	A	UT Arlington	61 63								
315	A	Georgia St.	75 60	336	H	La.-Monroe	63 55								
336	A	La.-Monroe	76 48	256	H	Coastal Caro.	59 55								
168	H	Troy	55 62	272	H	Appalachian St.	61 45								

Non-Div I Games: Dillard

53 60

Louisiana

Average RPI Win: 221	WON-LOST RECORD	WINNING PCT. RANK	LAST 10 GAMES	STRENGTH OF SCHEDULE	OPP. STRENGTH OF SCHEDULE	TEAM RPI	ADJ. RPI	CONF. RPI	ADJ CONF. RPI
Average RPI Loss: 150									

DIV. I ONLY	16- 10	107	5- 5	226	191	164	164	18	18
DIV. I NON-CONF.	8- 4	87	0- 0	287	179	174	174	19	19

TOTALS	RPI 1-25	RPI 26-50	W-L RECORDS	RPI 51-100	RPI 101-999	RPI 201+			
16- 10	0- 1	0- 1	OVERALL	2- 1	14- 7	10- 4			
11- 4	0- 0	0- 1	HOME	1- 1	10- 2	9- 0			
4- 5	0- 1	0- 0	AWAY	0- 0	4- 4	1- 3			
1- 1	0- 0	0- 0	NEUTRAL	1- 0	0- 1	0- 1			
8- 4	0- 1	0- 0	NON-CONFERENCE	1- 0	7- 3	5- 1			
6- 1	0- 0	0- 0	HOME	0- 0	6- 1	5- 0			
1- 2	0- 1	0- 0	AWAY	0- 0	1- 1	0- 0			
1- 1	0- 0	0- 0	NEUTRAL	1- 0	0- 1	0- 1			
8- 6	0- 0	0- 1	CONFERENCE	1- 1	7- 4	5- 3			
5- 3	0- 0	0- 1	HOME	1- 1	4- 1	4- 0			
3- 3	0- 0	0- 0	AWAY	0- 0	3- 3	1- 3			
0- 0	0- 0	0- 0	NEUTRAL	0- 0	0- 0	0- 0			

RPI 1-25				RPI 26-50				RPI 51-100				RPI 101+ Team's RPI: 164			
RPI	S	Opponent	Score	RPI	S	Opponent	Score	RPI	S	Opponent	Score	RPI	S	Opponent	Score
10	A	Texas	54 88	46	H	Western Ky.	64 74	80	H	UAB	61 66	103	A	Little Rock	58 49
								83	N	Penn St.	71 59	106	A	Auburn	59 75
								94	H	Rice	75 55	116	A	Middle Tenn.	66 49
												136	H	Clemson	47 55
												139	H	Charlotte	51 64
												166	A	UTEP	65 62
												196	H	Memphis	65 40
												204	A	Southern Miss.	50 65
												204	H	Southern Miss.	89 57
												216	H	North Texas	61 53
												231	H	Grambling	64 53
												237	A	Fla. Atlantic	72 86
												238	N	Niagara	67 73
												266	H	McNeese	78 62
												277	H	Old Dominion	59 45
												294	H	UTSA	63 55
												302	A	FIU	54 57
												305	H	Alcorn	87 50
												318	A	Marshall	74 65
												325	H	Houston Baptist	85 62
												336	H	La.-Monroe	71 49
LAST 12 Division I GAMES:															
204	H	Southern Miss.	89 57	46	H	Western Ky.	64 74	277	H	Old Dominion	59 45	237	A	Fla. Atlantic	72 86
139	H	Charlotte	51 64	204	A	Southern Miss.	50 65	302	A	FIU	54 57	318	A	Marshall	74 65
166	A	UTEP	65 62	80	H	UAB	61 66	204	A	Southern Miss.	50 65				
94	H	Rice	75 55	116	A	Middle Tenn.	66 49								

Non-Div I Games: LSU-Alexandria 87 47

Louisiana Tech

Average RPI Win:	107	WON-LOST	WINNING	LAST 10	STRENGTH OF	OPP. STRENGTH	TEAM	ADJ.	CONF.	ADJ CONF.
Average RPI Loss:	3	RECORD	PCT. RANK	GAMES	SCHEDULE	OF SCHEDULE	RPI	RPI	RPI	RPI
DIV. I ONLY	27- 2	4	8- 2	20	2	4	4	1	1	
DIV. I NON-CONF.	14- 1	5	0- 1	70	9	7	7	1	1	

TOTALS	RPI 1-25	RPI 26-50	W-L RECORDS	RPI 51-100	RPI 101-999	RPI 201+				
27- 2	5- 2	5- 0	OVERALL	6- 0	11- 0	4- 0				
14- 1	3- 1	1- 0	HOME	3- 0	7- 0	3- 0				
13- 1	2- 1	4- 0	AWAY	3- 0	4- 0	1- 0				
0- 0	0- 0	0- 0	NEUTRAL	0- 0	0- 0	0- 0				
14- 1	2- 1	2- 0	NON-CONFERENCE	3- 0	7- 0	4- 0				
9- 0	1- 0	1- 0	HOME	1- 0	6- 0	3- 0				
5- 1	1- 1	1- 0	AWAY	2- 0	1- 0	1- 0				
0- 0	0- 0	0- 0	NEUTRAL	0- 0	0- 0	0- 0				
13- 1	3- 1	3- 0	CONFERENCE	3- 0	4- 0	0- 0				
5- 1	2- 1	0- 0	HOME	2- 0	1- 0	0- 0				
8- 0	1- 0	3- 0	AWAY	1- 0	3- 0	0- 0				
0- 0	0- 0	0- 0	NEUTRAL	0- 0	0- 0	0- 0				

RPI 1-25				RPI 26-50				RPI 51-100				RPI 101+			
RPI	S	Opponent	Score	RPI	S	Opponent	Score	RPI	S	Opponent	Score	RPI	S	Opponent	Score
1	A	UConn	58 69	31	A	Syracuse	84 77	58	H	Toledo	90 55	104	A	North Carolina	67 57
2	H	Notre Dame	100 67	32	A	South Dakota St.	68 64	60	A	Indiana	72 59	116	H	Middle Tenn.	80 26
5	H	Florida St.	49 50	35	A	Virginia	77 41	66	A	Georgia Tech	74 71	134	H	Vanderbilt	79 57
7	A	Ohio St.	95 90	44	A	Miami (FL)	84 74	76	H	Virginia Tech	67 56	136	H	Clemson	65 46
8	H	Oregon	74 61	47	H	Michigan	74 49	96	A	Kentucky	87 63	170	A	Pittsburgh	77 51
17	H	Duke	66 60					97	H	Wake Forest	89 52	191	H	UT Martin	91 56
18	A	NC State	55 47									194	A	Boston College	87 52
</															

Average RPI	Win: 285	WON-LOST RECORD	WINNING PCT. RANK	LAST 10 GAMES	STRENGTH OF SCHEDULE	OPP. STRENGTH OF SCHEDULE	TEAM RPI	ADJ. RPI	CONF. RPI	ADJ CONF. RPI
Average RPI	Loss: 157									
DIV. I ONLY	6- 19	303	3- 7	249	207	300	300	24	24	
DIV. I NON-CONF.	2- 9	295	0- 0	240	84	288	288	22	22	

TOTALS	RPI 1-25	RPI 26-50	W-L RECORDS	RPI 51-100	RPI 101-999	RPI 201+				
6- 19	0- 1	0- 2	OVERALL	0- 3	6- 13	5- 6				
4- 7	0- 1	0- 0	HOME	0- 1	4- 5	3- 3				
2- 12	0- 0	0- 2	AWAY	0- 2	2- 8	2- 3				
0- 0	0- 0	0- 0	NEUTRAL	0- 0	0- 0	0- 0				
2- 9	0- 1	0- 2	NON-CONFERENCE	0- 0	2- 6	2- 1				
1- 3	0- 1	0- 0	HOME	0- 0	1- 2	1- 0				
1- 6	0- 0	0- 2	AWAY	0- 0	1- 4	1- 1				
0- 0	0- 0	0- 0	NEUTRAL	0- 0	0- 0	0- 0				
4- 10	0- 0	0- 0	CONFERENCE	0- 3	4- 7	3- 5				
3- 4	0- 0	0- 0	HOME	0- 1	3- 3	2- 3				
1- 6	0- 0	0- 0	AWAY	0- 2	1- 4	1- 2				
0- 0	0- 0	0- 0	NEUTRAL	0- 0	0- 0	0- 0				

RPI 1-25				RPI 26-50				RPI 51-100				RPI 101+				Team's RPI: 300
RPI	S	Opponent	Score	RPI	S	Opponent	Score	RPI	S	Opponent	Score	RPI	S	Opponent	Score	
12	H	Green Bay	39 76	28	A	DePaul	47 88	79	A	Drake	46 72	102	A	Butler	52 64	
				30	A	Marquette	30 92	99	A	Missouri St.	36 75	107	A	Milwaukee	41 63	
								99	H	Missouri St.	58 69	110	H	Western Mi ch.	47 65	
												131	A	Northern Ill.	71 80	
												147	A	UNI	41 70	
												163	A	Southern Ill.	46 62	
												163	H	Southern Ill.	62 53	
												177	H	Youngstown St.	49 73	
												253	A	Illinois St.	49 57	
												253	H	Illinois St.	62 59	
												261	H	Indiana St.	65 73	
												270	A	Bradley	71 61	
												270	H	Bradley	57 59	
												293	A	Valparaiso	60 76	
												293	H	Valparaiso	53 63	
												331	A	Fort Wayne	70 79	
												332	H	Ill. -Chicago	57 55	
												345	A	Chicago St.	46 28	
												349	H	Evansville	82 63	

LAST 12 Division I GAMES:																
163	H	Southern Ill.	62 53	261	H	Indiana St.	65 73									
99	H	Missouri St.	58 69	99	A	Missouri St.	36 75									
293	H	Valparaiso	53 63	163	A	Southern Ill.	46 62									
270	A	Bradley	71 61	293	A	Valparaiso	60 76									
253	A	Illinois St.	49 57	253	H	Illinois St.	62 59									
349	H	Evansville	82 63	270	H	Bradley	57 59									

Non-Div I Games:

Loyol a Chi cago

Average RPI Win:	222	WON-LOST	WINNING	LAST 10	STRENGTH OF	OPP. STRENGTH	TEAM	ADJ.	CONF.	ADJ CONF.
Average RPI Loss:	154	RECORD	PCT. RANK	GAMES	SCHEDULE	OF SCHEDULE	RPI	RPI	RPI	RPI
DIV. I ONLY	7- 19	288	4- 6	129	217	246	246	15	15	
DIV. I NON-CONF.	2- 9	295	0- 0	115	280	262	262	18	18	

TOTALS	RPI 1-25	RPI 26-50	W-L RECORDS	RPI 51-100	RPI 101-999	RPI 201+				
7- 19	0- 1	0- 1	OVERALL	0- 3	7- 14	5- 6				
4- 7	0- 0	0- 0	HOME	0- 1	4- 6	3- 2				
3- 12	0- 1	0- 1	AWAY	0- 2	3- 8	2- 4				
0- 0	0- 0	0- 0	NEUTRAL	0- 0	0- 0	0- 0				
2- 9	0- 1	0- 1	NON-CONFERENCE	0- 0	2- 7	2- 3				
1- 3	0- 0	0- 0	HOME	0- 0	1- 3	1- 1				
1- 6	0- 1	0- 1	AWAY	0- 0	1- 4	1- 2				
0- 0	0- 0	0- 0	NEUTRAL	0- 0	0- 0	0- 0				
5- 10	0- 0	0- 0	CONFERENCE	0- 3	5- 7	3- 3				
3- 4	0- 0	0- 0	HOME	0- 1	3- 3	2- 1				
2- 6	0- 0	0- 0	AWAY	0- 2	2- 4	1- 2				
0- 0	0- 0	0- 0	NEUTRAL	0- 0	0- 0	0- 0				

RPI 1-25				RPI 26-50				RPI 51-100				RPI 101+ Team's RPI: 246			
RPI	S	Opponent	Score	RPI	S	Opponent	Score	RPI	S	Opponent	Score	RPI	S	Opponent	Score
20	A	Maryl and	45 114	30	A	Marquette	63 83	56	A	American	56 69	105	H	George Mason	72 80
								56	H	American	58 71	115	H	Georgetown	54 72
								77	A	Navy	44 73	123	A	Bucknell I	68 65
												123	H	Bucknell I	69 74
												128	A	Delaware	38 71
												152	A	William & Mary	49 70
												162	A	Army West Point	47 62
												162	H	Army West Point	62 69
												191	H	Lehigh	67 64
												195	A	Boston U.	56 75
												215	A	Norfolk St.	61 58
												228	A	Lafayette	54 65
												228	H	Lafayette	64 73
												245	A	Holy Cross	65 58
												245	H	Holy Cross	77 60
												264	H	Cornell	78 63
												265	A	St. Francis Brooklyn	47 64
												267	H	Towson	67 76
												268	A	Colgate	60 71
												268	H	Colgate	70 55
												288	A	Mt. St. Mary's	63 71

LAST 12 Division I GAMES:															
268	A	Colgate	60 71	191	H	Lehigh	67 64	268	H	Colgate	70 55				
123	H	Bucknell I	69 74	123	A	Bucknell I	68 65	228	A	Lafayette	54 65				
228	H	Lafayette	64 73	56	A	American	56 69	56	H	American	58 71				
56	A	American	65 58	245	A	Holy Cross	77 60	245	H	Holy Cross	77 60				
245	A	Holy Cross	47 62												
162	A	Army West Point													

Non-Div I Games:

Loyola Maryl and

Average RPI Win:	204	WON-LOST	WINNING	LAST 10	STRENGTH OF	OPP. STRENGTH	TEAM	ADJ.	CONF.	ADJ CONF.
Average RPI Loss:	141	RECORD	PCT. RANK	GAMES	SCHEDULE	OF SCHEDULE	RPI	RPI	RPI	RPI
DIV. I ONLY	16- 10	107	6- 4	227	115	142	142	14	14	
DIV. I NON-CONF.	7- 3	74	0- 0	298	102	155	155	11	11	

TOTALS	RPI 1-25	RPI 26-50	W-L RECORDS	RPI 51-100	RPI 101-999	RPI 201+				
16- 10	0- 0	0- 3	OVERALL	3- 0	13- 7	8- 3				
9- 5	0- 0	0- 2	HOME	2- 0	7- 3	4- 1				
7- 5	0- 0	0- 1	AWAY	1- 0	6- 4	4- 2				
0- 0	0- 0	0- 0	NEUTRAL	0- 0	0- 0	0- 0				
7- 3	0- 0	0- 1	NON-CONFERENCE	1- 0	6- 2	4- 2				
4- 2	0- 0	0- 1	HOME	1- 0	3- 1	2- 1				
3- 1	0- 0	0- 0	AWAY	0- 0	3- 1	2- 1				
0- 0	0- 0	0- 0	NEUTRAL	0- 0	0- 0	0- 0				
9- 7	0- 0	0- 2	CONFERENCE	2- 0	7- 5	4- 1				
5- 3	0- 0	0- 1	HOME	1- 0	4- 2	2- 0				
4- 4	0- 0	0- 1	AWAY	1- 0	3- 3	2- 1				
0- 0	0- 0	0- 0	NEUTRAL	0- 0	0- 0	0- 0				

RPI 1-25	RPI 26-50	RPI 51-100	RPI 101+	Team's RPI: 142
RPI S Opponent Score	RPI S Opponent Score	RPI S Opponent Score	RPI S Opponent Score	Score
	48 Gonzaga 67 77	78 Saint Mary's (CA) 75 65	122 Saint Louis 62 60	
	48 Gonzaga 69 75	78 Saint Mary's (CA) 69 57	140 BYU 52 62	
	49 Southern Cal i forni a 70 80	87 Mi ami (OH) 84 71	140 BYU 55 67	
			155 San Franci sco 60 78	
			155 San Franci sco 65 60	
			180 Paci fi c 75 60	
			188 San Di ego 67 53	
			188 San Di ego 54 60	
			189 UC Santa Barbara 67 61	
			203 Eastern Mi ch. 73 64	
			205 SMU 60 63	
			206 CSUN 68 75	
			229 UC Ri versi de 67 59	
			230 Pepperdi ne 74 85	
			230 Pepperdi ne 75 60	
			280 Ari zona 84 70	
			283 Santa Clara 65 51	
			316 Portl and 63 60	
			316 Portl and 76 55	
			322 Long Beach St. 84 69	
LAST 12 Di vi si on I GAMES:				
	155 San Franci sco 65 60	188 San Di ego 67 53		
	48 Gonzaga 69 75	230 Pepperdi ne 75 60		
	230 Pepperdi ne 74 85	316 Portl and 63 60		
	78 Saint Mary's (CA) 75 65	140 BYU 55 67		
	316 Portl and 76 55	188 San Di ego 54 60		
	140 BYU 52 62	155 San Franci sco 60 78		

Non-Di v I Games: Cal St. Dom. Hills 84 52

Loyola Marymount

Average RPI Win: 224

Average RPI Loss: 74

WON-LOST
RECORDWINNING
PCT. RANKLAST 10
GAMESSTRENGTH OF
SCHEDULEOPP. STRENGTH
OF SCHEDULETEAM
RPIADJ.
RPICONF.
RPIADJ CONF.
RPIDIV. I ONLY
DIV. I NON-CONF.16- 9
5- 691
1879- 1
0- 0124
46145
582
7382
7320
2420
24

TOTALS

RPI 1-25

RPI 26-50

W-L RECORDS

RPI 51-100

RPI 101-999

RPI 201+

16- 9

0- 3

0- 1

OVERALL

2- 2

14- 3

7- 0

8- 2

0- 0

0- 0

HOME

1- 0

7- 2

4- 0

7- 7

0- 3

0- 1

AWAY

1- 2

6- 1

2- 0

1- 0

0- 0

0- 0

NEUTRAL

0- 0

1- 0

1- 0

5- 6

0- 3

0- 1

NON-CONFERENCE

2- 1

3- 1

2- 0

2- 1

0- 0

0- 0

HOME

1- 0

1- 1

1- 0

2- 5

0- 3

0- 1

AWAY

1- 1

1- 0

0- 0

1- 0

0- 0

0- 0

NEUTRAL

0- 0

1- 0

1- 0

11- 3

0- 0

0- 0

CONFERENCE

0- 1

11- 2

5- 0

6- 1

0- 0

0- 0

HOME

0- 0

6- 1

3- 0

5- 2

0- 0

0- 0

AWAY

0- 1

5- 1

2- 0

0- 0

0- 0

0- 0

NEUTRAL

0- 0

0- 0

0- 0

RPI 1-25

RPI 26-50

RPI 51-100

Team's RPI: 82

RPI 101+

RPI	S	Opponent	Score
3	A	Mississippi St.	43 83
7	A	Ohio St.	70 83
17	A	Duke	39 69

RPI	S	Opponent	Score
44	A	Miami (FL)	70 80

RPI	S	Opponent	Score
58	A	Toledo	64 65
72	H	Harvard	76 51
84	A	Albany (NY)	54 68
90	A	Dartmouth	64 51

RPI	S	Opponent	Score
113	H	Tulane	34 42
150	A	Binghamton	61 38
150	H	Binghamton	62 66
156	A	Hartford	59 44
156	H	Hartford	59 56
182	A	New Hampshire	56 46
182	H	New Hampshire	77 46
186	A	Stony Brook	68 76
186	H	Stony Brook	64 56
194	A	Boston College	61 40
289	H	Bryant	70 68
290	H	Vermont	64 55
301	N	Kennesaw St.	75 39
320	A	UMBC	64 50
320	H	UMBC	69 36
344	A	UMass Lowell	69 51
344	H	UMass Lowell	70 65

LAST 12 Division I GAMES:

344	H	UMass Lowell	70 65	320	H	UMBC	69 36
186	A	Stony Brook	68 76	182	A	New Hampshire	56 46
182	H	New Hampshire	77 46	156	A	Hartford	59 44
156	H	Hartford	59 56	290	H	Vermont	64 55
150	A	Binghamton	61 38	84	A	Albany (NY)	54 68
344	A	UMass Lowell	69 51	320	A	UMBC	64 50

Non-Div I Games:

Maine Maritime

89 49

Me.-Fort Kent

100 40

Maine

Average RPI Win:	296	WON-LOST	WINNING	LAST 10	STRENGTH OF	OPP. STRENGTH	TEAM	ADJ.	CONF.	ADJ CONF.
Average RPI Loss:	163	RECORD	PCT. RANK	GAMES	SCHEDULE	OF SCHEDULE	RPI	RPI	RPI	RPI
DIV. I ONLY	11- 16	227	5- 5	284	274	254	254	28	28	
DIV. I NON-CONF.	3- 8	268	0- 0	105	222	220	220	26	26	

TOTALS	RPI 1-25	RPI 26-50	W-L RECORDS	RPI 51-100	RPI 101-999	RPI 201+				
11- 16	0- 0	0- 3	OVERALL	0- 3	11- 10	11- 5				
7- 4	0- 0	0- 1	HOME	0- 2	7- 1	7- 0				
3- 12	0- 0	0- 2	AWAY	0- 1	3- 9	3- 5				
1- 0	0- 0	0- 0	NEUTRAL	0- 0	1- 0	1- 0				
3- 8	0- 0	0- 2	NON-CONFERENCE	0- 3	3- 3	3- 1				
1- 2	0- 0	0- 0	HOME	0- 2	1- 0	1- 0				
1- 6	0- 0	0- 2	AWAY	0- 1	1- 3	1- 1				
1- 0	0- 0	0- 0	NEUTRAL	0- 0	1- 0	1- 0				
8- 8	0- 0	0- 1	CONFERENCE	0- 0	8- 7	8- 4				
6- 2	0- 0	0- 1	HOME	0- 0	6- 1	6- 0				
2- 6	0- 0	0- 0	AWAY	0- 0	2- 6	2- 4				
0- 0	0- 0	0- 0	NEUTRAL	0- 0	0- 0	0- 0				

RPI 1-25				RPI 26-50				RPI 51-100				RPI 101+ Team's RPI: 254			
RPI	S	Opponent	Score	RPI	S	Opponent	Score	RPI	S	Opponent	Score	RPI	S	Opponent	Score
				35	A	Vi rgi ni a	47 69	70	H	Fordham	48 54	161	A	Marist	40 65
				36	A	Cal i forni a	66 87	83	A	Penn St.	46 78	182	A	New Hampshi re	55 68
				45	H	Qui nni pi ac	64 80	84	H	Al bany (NY)	56 62	186	A	Stony Brook	59 74
												193	A	Si ena	51 56
												193	H	Si ena	54 56
												238	A	Ni agara	64 65
												238	H	Ni agara	82 64
												257	A	Fai rfi el d	52 55
												257	H	Fai rfi el d	55 44
												265	H	St. Franci s Brookl yn	57 54
												273	A	Sacred Heart	61 65
												275	A	Ri der	51 67
												287	A	LIU Brookl yn	72 38
												292	A	Can i si us	59 56
												292	H	Can i si us	58 39
												299	N	Copp i n St.	74 56
												303	A	Monmouth	59 63
												303	H	Monmouth	63 53
												337	A	I ona	57 48
												337	H	I ona	67 63
												348	H	Sai nt Peter' s	76 64
LAST 12 Di vi si on I GAMES:															
				337	A	I ona	57 48	275	A	Ri der	51 67				
				193	H	Si ena	54 56	303	H	Monmouth	63 53				
				303	A	Monmouth	59 63	193	A	Si ena	51 56				
				257	H	Fai rfi el d	55 44	337	H	I ona	67 63				
				238	H	Ni agara	82 64	238	A	Ni agara	64 65				
				257	A	Fai rfi el d	52 55	292	A	Can i si us	59 56				

Non-Div I Games:

Manhattan

Average RPI Win:	275	WON-LOST	WINNING	LAST 10	STRENGTH OF	OPP. STRENGTH	TEAM	ADJ.	CONF.	ADJ CONF.
Average RPI Loss:	111	RECORD	PCT. RANK	GAMES	SCHEDULE	OF SCHEDULE	RPI	RPI	RPI	RPI
DIV. I ONLY	17- 11	119	8- 2	255	234	161	161	28	28	
DIV. I NON-CONF.	4- 8	239	0- 0	226	105	238	238	26	26	

TOTALS	RPI 1-25	RPI 26-50	W-L RECORDS	RPI 51-100	RPI 101-999	RPI 201+				
17- 11	0- 0	0- 4	OVERALL	0- 2	17- 5	15- 1				
9- 3	0- 0	0- 1	HOME	0- 2	9- 0	8- 0				
8- 6	0- 0	0- 1	AWAY	0- 0	8- 5	7- 1				
0- 2	0- 0	0- 2	NEUTRAL	0- 0	0- 0	0- 0				
4- 8	0- 0	0- 2	NON-CONFERENCE	0- 2	4- 4	3- 1				
2- 2	0- 0	0- 0	HOME	0- 2	2- 0	2- 0				
2- 4	0- 0	0- 0	AWAY	0- 0	2- 4	1- 1				
0- 2	0- 0	0- 2	NEUTRAL	0- 0	0- 0	0- 0				
13- 3	0- 0	0- 2	CONFERENCE	0- 0	13- 1	12- 0				
7- 1	0- 0	0- 1	HOME	0- 0	7- 0	6- 0				
6- 2	0- 0	0- 1	AWAY	0- 0	6- 1	6- 0				
0- 0	0- 0	0- 0	NEUTRAL	0- 0	0- 0	0- 0				

RPI 1-25				RPI 26-50				RPI 51-100				RPI 101+				Team's RPI: 161	
RPI	S	Opponent	Score	RPI	S	Opponent	Score	RPI	S	Opponent	Score	RPI	S	Opponent	Score		
				43	N	Purdue	47 61	77	H	Navy	70 77	101	A	Seton Hall	60 85		
				45	A	Quinnipiac	56 62	90	H	Dartmouth	51 60	144	A	Northeastern	72 78		
				45	H	Quinnipiac	74 80					181	A	Temple	77 83		
				49	N	Southern California	57 78					193	A	Siena	53 58		
												193	H	Siena	73 54		
												195	A	Boston U.	80 52		
												238	A	Niagara	84 78		
												245	H	Holy Cross	85 74		
												250	A	Hawaii	63 70		
												254	H	Manhattan	65 40		
												257	A	Fairfield	48 34		
												257	H	Fairfield	71 63		
												275	A	Rider	80 69		
												275	H	Rider	68 67		
												281	A	Massachusetts	88 60		
												292	A	Canisius	78 53		
												292	H	Canisius	58 47		
												303	A	Monmouth	85 57		
												303	H	Monmouth	69 46		
												324	H	Rhode Island	64 42		
												337	H	Iona	75 55		
												348	A	Saint Peter's	86 53		
LAST 12 Division I GAMES:																	
				45	H	Quinnipiac	74 80	292	A	Canisius	78 53						
				257	A	Fairfield	48 34	238	A	Niagara	84 78						
				292	H	Canisius	58 47	275	H	Rider	68 67						
				303	A	Monmouth	85 57	193	A	Siena	53 58						
				193	H	Siena	73 54	257	H	Fairfield	71 63						
				337	H	Iona	75 55	45	A	Quinnipiac	56 62						

Non-Div I Games:

Marist

Average RPI Win:	142	WON-LOST	WINNING	LAST 10	STRENGTH OF	OPP. STRENGTH	TEAM	ADJ.	CONF.	ADJ CONF.
Average RPI Loss:	43	RECORD	PCT. RANK	GAMES	SCHEDULE	OF SCHEDULE	RPI	RPI	RPI	RPI
DIV. I ONLY	19- 8	65	7- 3	41	47	30	30	6	6	
DIV. I NON-CONF.	6- 5	153	0- 0	37	37	61	61	6	6	

TOTALS	RPI 1-25	RPI 26-50	W-L RECORDS	RPI 51-100	RPI 101-999	RPI 201+				
19- 8	2- 3	2- 3	OVERALL	1- 1	14- 1	7- 0				
12- 1	1- 0	1- 1	HOME	1- 0	9- 0	4- 0				
6- 6	1- 2	1- 2	AWAY	0- 1	4- 1	2- 0				
1- 1	0- 1	0- 0	NEUTRAL	0- 0	1- 0	1- 0				
6- 5	0- 3	0- 1	NON-CONFERENCE	0- 1	6- 0	3- 0				
4- 0	0- 0	0- 0	HOME	0- 0	4- 0	2- 0				
1- 4	0- 2	0- 1	AWAY	0- 1	1- 0	0- 0				
1- 1	0- 1	0- 0	NEUTRAL	0- 0	1- 0	1- 0				
13- 3	2- 0	2- 2	CONFERENCE	1- 0	8- 1	4- 0				
8- 1	1- 0	1- 1	HOME	1- 0	5- 0	2- 0				
5- 2	1- 0	1- 1	AWAY	0- 0	3- 1	2- 0				
0- 0	0- 0	0- 0	NEUTRAL	0- 0	0- 0	0- 0				

RPI 1-25				RPI 26-50				RPI 51-100				RPI 101+			
RPI	S	Opponent	Score	RPI	S	Opponent	Score	RPI	S	Opponent	Score	RPI	S	Opponent	Score
2	A	Notre Dame	85 91	28	A	DePaul	83 95	54	H	St. John's (NY)	74 72	101	H	Seton Hall	97 84
11	N	Tennessee	99 101	28	H	DePaul	93 81	88	A	New Mexico	87 88	102	A	Butler	78 59
12	A	Green Bay	55 63	42	A	Creighton	92 77					102	H	Butler	69 67
24	A	Villanova	67 57	42	H	Creighton	73 74					107	A	Milwaukee	83 68
24	H	Villanova	90 69	47	A	Michigan	76 82					115	A	Georgetown	58 85
												115	H	Georgetown	71 68
												162	H	Army West Point	83 53
												182	H	Wisconsin	88 65
												209	A	Providence	77 60
												209	H	Providence	94 61
												219	A	Xavier	80 63
												219	H	Xavier	88 67
												246	H	Loyola Maryland	83 63
												248	N	Montana	87 68
												300	H	Loyola Chicago	92 30
LAST 12 Division I GAMES:															
115	H	Georgetown	71 68	28	A	DePaul	83 95	24	A	Villanova	67 57	115	A	Georgetown	58 85
24	H	Villanova	90 69					219	H	Xavier	88 67	102	H	Butler	69 67
102	A	Butler	78 59					102	H	Butler	69 67	209	A	Providence	77 60
219	A	Xavier	80 63												
42	H	Creighton	73 74												
209	H	Providence	94 61												

Non-Div I Games:

Marquette

Average RPI Win: 291	WON-LOST RECORD	WINNING PCT. RANK	LAST 10 GAMES	STRENGTH OF SCHEDULE	OPP. STRENGTH OF SCHEDULE	TEAM RPI	ADJ. RPI	CONF. RPI	ADJ CONF. RPI
Average RPI Loss: 160									
DIV. I ONLY	6- 18	300	2- 8	282	168	318	318	18	18
DIV. I NON-CONF.	4- 7	226	0- 0	327	196	316	316	19	19

TOTALS	RPI 1-25	RPI 26-50	W-L RECORDS	RPI 51-100	RPI 101-999	RPI 201+			
6- 18	0- 0	0- 2	OVERALL	0- 4	6- 12	5- 6			
5- 9	0- 0	0- 1	HOME	0- 3	5- 5	4- 2			
1- 9	0- 0	0- 1	AWAY	0- 1	1- 7	1- 4			
0- 0	0- 0	0- 0	NEUTRAL	0- 0	0- 0	0- 0			
4- 7	0- 0	0- 0	NON-CONFERENCE	0- 3	4- 4	4- 1			
3- 4	0- 0	0- 0	HOME	0- 2	3- 2	3- 1			
1- 3	0- 0	0- 0	AWAY	0- 1	1- 2	1- 0			
0- 0	0- 0	0- 0	NEUTRAL	0- 0	0- 0	0- 0			
2- 11	0- 0	0- 2	CONFERENCE	0- 1	2- 8	1- 5			
2- 5	0- 0	0- 1	HOME	0- 1	2- 3	1- 1			
0- 6	0- 0	0- 1	AWAY	0- 0	0- 5	0- 4			
0- 0	0- 0	0- 0	NEUTRAL	0- 0	0- 0	0- 0			

RPI S Opponent	Score	RPI S Opponent	Score	RPI S Opponent	Score	RPI S Opponent	Score
46 A Western Ky.	50 77	80 H UAB	62 69	116 H Middle Tenn.	57 73	118 A Cleveland St.	76 85
46 H Western Ky.	66 86	83 H Penn St.	65 80	139 A Charlotte	61 67	159 A Florida	69 74
		86 H Ohio	52 54	163 H Southern Ill.	59 64	164 H Louisiana Tech	65 74
		96 A Kentucky	39 69	166 H UTEP	66 64	204 A Southern Miss.	61 70
				237 A Fla. Atlantic	59 79	259 H Morgan St.	73 68
				272 H Appalachian St.	54 56	277 A Old Dominion	53 69
				294 H UTSA	59 72	302 A FIU	54 67
				302 H FIU	78 75	328 A Tennessee St.	71 65
				342 H Winthrop	70 40	347 H Longwood	90 45

LAST 12 Division I GAMES:							
46 A Western Ky.	50 77	302 H FIU	78 75	116 H Middle Tenn.	57 73	46 H Western Ky.	66 86
166 H UTEP	66 64	116 H Middle Tenn.	57 73	277 A Old Dominion	53 69	204 A Southern Miss.	61 70
80 H UAB	62 69	46 H Western Ky.	66 86	164 H Louisiana Tech	65 74	139 A Charlotte	61 67
294 H UTSA	59 72	302 A FIU	54 67				

Non-Div I Games: Ky. Christian 111 38 Alice Lloyd 96 46

Marshall

Average RPI Win:	137	WON-LOST	WINNING	LAST 10	STRENGTH OF	OPP. STRENGTH	TEAM	ADJ.	CONF.	ADJ CONF.
Average RPI Loss:	31	RECORD	PCT. RANK	GAMES	SCHEDULE	OF SCHEDULE	RPI	RPI	RPI	RPI
DIV. I ONLY	22- 5	23	6- 2	54	20	20	20	3	3	
DIV. I NON-CONF.	11- 2	22	1- 0	125	45	38	38	4	4	

TOTALS	RPI 1-25	RPI 26-50	W-L RECORDS	RPI 51-100	RPI 101-999	RPI 201+				
22- 5	4- 2	2- 2	OVERALL	6- 1	10- 0	8- 0				
11- 3	3- 1	0- 1	HOME	3- 1	5- 0	5- 0				
10- 2	1- 1	2- 1	AWAY	3- 0	4- 0	2- 0				
1- 0	0- 0	0- 0	NEUTRAL	0- 0	1- 0	1- 0				
11- 2	0- 2	2- 0	NON-CONFERENCE	2- 0	7- 0	7- 0				
6- 1	0- 1	0- 0	HOME	2- 0	4- 0	4- 0				
4- 1	0- 1	2- 0	AWAY	0- 0	2- 0	2- 0				
1- 0	0- 0	0- 0	NEUTRAL	0- 0	1- 0	1- 0				
11- 3	4- 0	0- 2	CONFERENCE	4- 1	3- 0	1- 0				
5- 2	3- 0	0- 1	HOME	1- 1	1- 0	1- 0				
6- 1	1- 0	0- 1	AWAY	3- 0	2- 0	0- 0				
0- 0	0- 0	0- 0	NEUTRAL	0- 0	0- 0	0- 0				

RPI	S	Opponent	Score	RPI	S	Opponent	Score	RPI	S	Opponent	Score	RPI	S	Opponent	Score
1	A	UConn	72 97	34	A	Minnesota	74 93	59	A	Michigan St.	76 68	182	A	Wisconsin	71 44
7	H	Ohio St.	99 69	35	A	Virginia	60 59	59	H	Michigan St.	68 82	190	A	Northwestern	68 65
16	H	South Carolina	86 94	43	H	Purdue	65 75	60	H	Indiana	74 70	210	A	Akron	75 54
19	H	Iowa	80 64	44	A	Miami (FL)	79 71	64	A	Nebraska	64 57	221	H	Illinois	100 65
25	A	Rutgers	72 54					83	A	Penn St.	69 65	238	H	Niagara	92 65
25	H	Rutgers	88 60					84	H	Albany (NY)	91 58	246	H	Loyola Maryland	114 45
								91	H	George Washington	80 54	249	H	Howard	111 49
												288	H	Mt. St. Mary's	97 57
												299	A	Coppin St.	113 49
												301	N	Kennesaw St.	89 35

LAST 12 Division I GAMES:															
44	A	Miami (FL)	79 71	25	H	Rutgers	88 60	190	A	Northwestern	68 65	7	H	Ohio St.	99 69
34	A	Minnesota	74 93	59	A	Michigan St.	76 68	60	H	Indiana	74 70	59	H	Michigan St.	68 82
43	H	Purdue	65 75	64	A	Nebraska	64 57	83	A	Penn St.	69 65	182	A	Wisconsin	71 44
25	A	Rutgers	72 54					84	H	Albany (NY)	91 58				
59	A	Michigan St.	76 68					91	H	George Washington	80 54				
64	A	Nebraska	64 57												

Non-Div I Games:

Maryland

Average RPI Win:	271	WON-LOST	WINNING	LAST 10	STRENGTH OF	OPP. STRENGTH	TEAM	ADJ.	CONF.	ADJ CONF.
Average RPI Loss:	156	RECORD	PCT. RANK	GAMES	SCHEDULE	OF SCHEDULE	RPI	RPI	RPI	RPI
DIV. I ONLY	10- 15	230	4- 6	325	172	281	281	12	12	
DIV. I NON-CONF.	6- 5	153	0- 0	346	306	283	283	10	10	

TOTALS	RPI 1-25	RPI 26-50	W-L RECORDS	RPI 51-100	RPI 101-999	RPI 201+				
10- 15	0- 0	0- 1	OVERALL	1- 3	9- 11	8- 3				
6- 6	0- 0	0- 1	HOME	1- 1	5- 4	4- 0				
3- 9	0- 0	0- 0	AWAY	0- 2	3- 7	3- 3				
1- 0	0- 0	0- 0	NEUTRAL	0- 0	1- 0	1- 0				
6- 5	0- 0	0- 0	NON-CONFERENCE	1- 0	5- 5	5- 2				
3- 2	0- 0	0- 0	HOME	1- 0	2- 2	2- 0				
2- 3	0- 0	0- 0	AWAY	0- 0	2- 3	2- 2				
1- 0	0- 0	0- 0	NEUTRAL	0- 0	1- 0	1- 0				
4- 10	0- 0	0- 1	CONFERENCE	0- 3	4- 6	3- 1				
3- 4	0- 0	0- 1	HOME	0- 1	3- 2	2- 0				
1- 6	0- 0	0- 0	AWAY	0- 2	1- 4	1- 1				
0- 0	0- 0	0- 0	NEUTRAL	0- 0	0- 0	0- 0				

RPI 1-25				RPI 26-50				RPI 51-100				RPI 101+				Team's RPI: 281	
RPI	S	Opponent	Score	RPI	S	Opponent	Score	RPI	S	Opponent	Score	RPI	S	Opponent	Score		
				33	H	Dayton	49 78										
								62	A	Duquesne	57 60	105	A	George Mason	60 71		
								70	H	Fordham	51 62	122	A	Saint Louis	63 64		
								85	H	Liberty	64 61	144	H	Northeastern	54 64		
								91	A	George Washington	49 55	151	H	Saint Joseph's	79 84		
												161	H	Marist	60 88		
												174	A	North Dakota	52 82		
												178	A	Davidson	81 87		
												178	H	Davidson	70 68		
												201	H	Richmond	39 51		
												235	H	La Salle	69 66		
												255	A	St. Bonaventure	59 69		
												267	H	Towson	72 49		
												276	A	North Dakota St.	70 82		
												284	H	VCU	79 75		
												309	A	Incarnate Word	64 45		
												312	A	UTRGV	59 67		
												324	A	Rhode Island	61 59		
												338	N	Mississippi Val.	85 46		
												344	A	UMass Lowell	73 63		
												348	H	Saint Peter's	81 65		
LAST 12 Division I GAMES:																	
				178	H	Davidson	70 68	324	A	Rhode Island	61 59						
				91	A	George Washington	49 55	178	A	Davidson	81 87						
				105	A	George Mason	60 71	284	H	VCU	79 75						
				33	H	Dayton	49 78	122	A	Saint Louis	63 64						
				235	H	La Salle	69 66	151	H	Saint Joseph's	79 84						
				201	H	Richmond	39 51	255	A	St. Bonaventure	59 69						

Non-Di v I Games: Me.-Fort Kent 111 45 Fisher 121 38

Massachusetts

■ Loss,
 ■ Non-Conf,
 ■ S Site,
 ■ Home
 ■ A Away
 N Neutral

Average RPI Win: 317

Average RPI Loss: 155

WON-LOST
RECORDWINNING
PCT. RANKLAST 10
GAMESSTRENGTH OF
SCHEDULEOPP. STRENGTH
OF SCHEDULETEAM
RPIADJ.
RPICONF.
RPIADJ CONF.
RPIDIV. I ONLY
DIV. I NON-CONF.8- 14
1- 7246
3105- 5
0- 0298
111247
108266
282266
28226
2526
25

TOTALS

RPI 1-25

RPI 26-50

W-L RECORDS

RPI 51-100

RPI 101-999

RPI 201+

8- 14

0- 2

0- 0

OVERALL

0- 0

8- 12

8- 6

3- 6

0- 0

0- 0

HOME

0- 0

3- 6

3- 4

5- 8

0- 2

0- 0

AWAY

0- 0

5- 6

5- 2

0- 0

0- 0

0- 0

NEUTRAL

0- 0

0- 0

0- 0

1- 7

0- 2

0- 0

NON-CONFERENCE

0- 0

1- 5

1- 2

1- 2

0- 0

0- 0

HOME

0- 0

1- 2

1- 1

0- 5

0- 2

0- 0

AWAY

0- 0

0- 3

0- 1

0- 0

0- 0

0- 0

NEUTRAL

0- 0

0- 0

0- 0

7- 7

0- 0

0- 0

CONFERENCE

0- 0

7- 7

7- 4

2- 4

0- 0

0- 0

HOME

0- 0

2- 4

2- 3

5- 3

0- 0

0- 0

AWAY

0- 0

5- 3

5- 1

0- 0

0- 0

0- 0

NEUTRAL

0- 0

0- 0

0- 0

RPI 1-25

RPI 26-50

RPI 51-100

RPI 101+

Team's RPI: 266

RPI	S	Opponent	Score
6	A	Baylor	34 95
10	A	Texas	34 100

RPI	S	Opponent	Score
-----	---	----------	-------

RPI	S	Opponent	Score
-----	---	----------	-------

RPI	S	Opponent	Score
108	A	Lamar University	58 83
113	H	Tulane	66 70
119	H	Central Ark.	45 51
124	A	SFA	58 73
164	A	Louisiana Tech	62 78
175	A	Louisiana	86 98
205	A	SMU	59 65
224	A	New Orleans	62 84
224	H	New Orleans	64 77
225	H	Abilene Christian	75 80
231	H	Grambling	60 75
242	H	Nicholls St.	54 61
291	A	Southeastern La.	77 65
291	H	Southeastern La.	69 47
309	A	Incarinate Word	66 57
323	A	Northwestern St.	60 44
323	H	Northwestern St.	72 67
325	A	Houston Baptist	86 74
335	A	Sam Houston St.	66 63
336	H	La.-Monroe	65 61

LAST 12 Division I GAMES:

224	A	New Orleans	62 84	108	A	Lamar University	58 83
119	H	Central Ark.	45 51	325	A	Houston Baptist	86 74
291	H	Southeastern La.	69 47	291	A	Southeastern La.	77 65
124	A	SFA	58 73	242	H	Nicholls St.	54 61
323	A	Northwestern St.	60 44	224	H	New Orleans	64 77
335	A	Sam Houston St.	66 63	225	H	Abilene Christian	75 80

Non-Div I Games:

LSU-Alexandria

73 53

Louisiana Col.

84 46

Southern-N. O.

76 61

McNeese

Loss,
 Non-Conf, S Site,
 H Home
A Away
 N Neutral

Average RPI Win:	196	WON-LOST	WINNING	LAST 10	STRENGTH OF	OPP. STRENGTH	TEAM	ADJ.	CONF.	ADJ CONF.
Average RPI Loss:	103	RECORD	PCT. RANK	GAMES	SCHEDULE	OF SCHEDULE	RPI	RPI	RPI	RPI
DIV. I ONLY	8- 18	273	2- 8	51	88	196	196	8	8	
DIV. I NON-CONF.	5- 8	220	0- 0	100	146	213	213	7	7	

TOTALS	RPI 1-25	RPI 26-50	W-L RECORDS	RPI 51-100	RPI 101-999	RPI 201+				
8- 18	0- 4	0- 2	OVERALL	1- 2	7- 10	3- 2				
6- 7	0- 2	0- 0	HOME	1- 1	5- 4	3- 2				
2- 8	0- 1	0- 1	AWAY	0- 1	2- 5	0- 0				
0- 3	0- 1	0- 1	NEUTRAL	0- 0	0- 1	0- 0				
5- 8	0- 1	0- 1	NON-CONFERENCE	1- 1	4- 5	3- 1				
4- 3	0- 0	0- 0	HOME	1- 1	3- 2	3- 1				
1- 2	0- 0	0- 0	AWAY	0- 0	1- 2	0- 0				
0- 3	0- 1	0- 1	NEUTRAL	0- 0	0- 1	0- 0				
3- 10	0- 3	0- 1	CONFERENCE	0- 1	3- 5	0- 1				
2- 4	0- 2	0- 0	HOME	0- 0	2- 2	0- 1				
1- 6	0- 1	0- 1	AWAY	0- 1	1- 3	0- 0				
0- 0	0- 0	0- 0	NEUTRAL	0- 0	0- 0	0- 0				

RPI 1-25				RPI 26-50				RPI 51-100				RPI 101+ Team's RPI: 196			
RPI	S	Opponent	Score	RPI	S	Opponent	Score	RPI	S	Opponent	Score	RPI	S	Opponent	Score
1	A	UConn	49 97	28	N	DePaul	67 81	57	A	Houston	55 66	103	A	Little Rock	57 86
1	H	UConn	36 93	50	A	UCF	41 61	75	H	IUPUI	57 80	113	H	Tulane	73 60
7	N	Ohio St.	69 100					80	H	UAB	64 62	132	A	Cincinnati	53 64
22	H	South Fla.	62 81									134	A	Vanderbilt	71 60
												135	A	Wichita St.	61 69
												135	H	Wichita St.	64 77
												154	N	Kent St.	55 70
												163	H	Southern Ill.	56 68
												164	A	Louisiana Tech	40 65
												172	A	Tulsa	69 48
												198	A	East Carolina	62 75
												198	H	East Carolina	72 36
												205	H	SMU	35 53
												221	H	Illinois	47 63
												231	H	Grambling	57 48
												310	H	Jackson St.	64 53
												328	H	Tennessee St.	79 75
LAST 12 Division I GAMES:															
113	H	Tulane	73 60	1	H	UConn	36 93	132	A	Cincinnati	53 64				
198	A	East Carolina	62 75	22	H	South Fla.	62 81	172	A	Tulsa	69 48				
205	H	SMU	35 53	57	A	Houston	55 66	135	A	Wichita St.	61 69				
50	A	UCF	41 61	135	H	East Carolina	72 36								
135	H	Wichita St.	64 77												

Non-Div I Games:

Memphis

Average RPI Win: 214
Average RPI Loss: 38

WON-LOST
RECORD

WINNING
PCT. RANK

LAST 10
GAMES

STRENGTH OF
SCHEDULE

OPP. STRENGTH
OF SCHEDULE

TEAM
RPI

ADJ.
RPI

CONF.
RPI

ADJ CONF.
RPI

DIV. I ONLY	25- 2	5	10- 0	283	149	61	61	17	17
DIV. I NON-CONF.	13- 2	20	0- 0	254	153	70	70	17	17

TOTALS	RPI 1-25	RPI 26-50	W-L RECORDS	RPI 51-100	RPI 101-999	RPI 201+			
25- 2	0- 0	1- 2	OVERALL	1- 0	23- 0	14- 0			
11- 1	0- 0	0- 1	HOME	1- 0	10- 0	7- 0			
13- 0	0- 0	1- 0	AWAY	0- 0	12- 0	6- 0			
1- 1	0- 0	0- 1	NEUTRAL	0- 0	1- 0	1- 0			
13- 2	0- 0	1- 2	NON-CONFERENCE	1- 0	11- 0	8- 0			
6- 1	0- 0	0- 1	HOME	1- 0	5- 0	4- 0			
6- 0	0- 0	1- 0	AWAY	0- 0	5- 0	3- 0			
1- 1	0- 0	0- 1	NEUTRAL	0- 0	1- 0	1- 0			
12- 0	0- 0	0- 0	CONFERENCE	0- 0	12- 0	6- 0			
5- 0	0- 0	0- 0	HOME	0- 0	5- 0	3- 0			
7- 0	0- 0	0- 0	AWAY	0- 0	7- 0	3- 0			
0- 0	0- 0	0- 0	NEUTRAL	0- 0	0- 0	0- 0			

RPI S	Opponent	Score	RPI S	Opponent	Score	RPI S	Opponent	Score	RPI S	Opponent	Score
29	H Georgia	54 72	46	N Western Ky.	62 67	50	A UCF	73 64	91	H George Washington	61 44

Team's RPI: 61											
RPI 1-25											
RPI 26-50											
RPI 51-100											
RPI 101+											
LAST 12 Division I GAMES:											
226	A UNCG	57 54	125	A ETSU	85 65	307	H Western Caro.	72 50	104	A North Carolina	97 86
307	A Western Caro.	53 46	226	H UNCG	80 57	145	A Samford	73 59	114	A Chattanooga	71 50
145	H Samford	48 45	145	A Samford	73 59	176	A Furman	86 64	125	A ETSU	85 65
298	H Wofford	80 39	176	A Furman	86 64	176	H Furman	65 53	139	A Charlotte	90 74
176	H Furman	65 53	298	A Wofford	71 46	178	H Davidson	69 54	145	A Samford	73 59
114	A Chattanooga	71 50	307	A Western Caro.	53 46	223	A UNC Asheville	67 56	145	H Samford	48 45
			298	H Wofford	80 39	226	A UNCG	57 54	176	A Furman	86 64
			307	A Western Caro.	72 50	226	H UNCG	80 57	176	H Furman	65 53
			317	H South Carolina St.	74 53	237	A Fla. Atlantic	66 55	178	H Davidson	69 54
			329	H Ga. Southern	72 45	249	H Howard	70 44	223	A UNC Asheville	67 56
			342	H Winthrop	93 45	263	A Campbell	58 57	226	A UNCG	57 54
						284	N VCU	70 54	226	H UNCG	80 57
						298	A Wofford	71 46	237	A Fla. Atlantic	66 55
						298	H Wofford	80 39	249	H Howard	70 44
						307	A Western Caro.	53 46	263	A Campbell	58 57
						307	H Western Caro.	72 50	284	N VCU	70 54
						317	H South Carolina St.	74 53	298	A Wofford	71 46
						329	H Ga. Southern	72 45	298	H Wofford	80 39
						342	H Winthrop	93 45	307	A Western Caro.	53 46

Non-Div I Games:

Mercer

Loss, Non-Conf, S Site, H Home A Away N Neutral

Average RPI Win: 142		WON-LOST RECORD	WINNING PCT. RANK	LAST 10 GAMES	STRENGTH OF SCHEDULE	OPP. STRENGTH OF SCHEDULE	TEAM RPI	ADJ. RPI	CONF. RPI	ADJ. CONF. RPI
Average RPI Loss: 42										
DIV. I ONLY		19- 8	65	8- 2	37	13	44	44	1	1
DIV. I NON-CONF.		10- 3	52	0- 0	173	83	96	96	1	1
TOTALS		RPI 1-25	RPI 26-50	W-L RECORDS		RPI 51-100	RPI 101-999	RPI 201+		
19- 8	2- 5		2- 0	OVERALL		4- 2	11- 1	5- 0		
12- 5	2- 3		1- 0	HOME		3- 2	6- 0	4- 0		
5- 3	0- 2		1- 0	AWAY		1- 0	3- 1	0- 0		
2- 0	0- 0		0- 0	NEUTRAL		0- 0	2- 0	1- 0		
10- 3	0- 1		0- 0	NON-CONFERENCE		3- 1	7- 1	5- 0		
8- 2	0- 1		0- 0	HOME		3- 1	5- 0	4- 0		
0- 1	0- 0		0- 0	AWAY		0- 0	0- 1	0- 0		
2- 0	0- 0		0- 0	NEUTRAL		0- 0	2- 0	1- 0		
9- 5	2- 4		2- 0	CONFERENCE		1- 1	4- 0	0- 0		
4- 3	2- 2		1- 0	HOME		0- 1	1- 0	0- 0		
5- 2	0- 2		1- 0	AWAY		1- 0	3- 0	0- 0		
0- 0	0- 0		0- 0	NEUTRAL		0- 0	0- 0	0- 0		

RPI 1-25				RPI 26-50				RPI 51-100				RPI 101+			
RPI	S	Opponent	Score	RPI	S	Opponent	Score	RPI	S	Opponent	Score	RPI	S	Opponent	Score
2	A	Notre Dame	76 83	31	H	Syracuse	72 67	54	H	St. John's (NY)	64 74	104	A	North Carolina	92 72
4	H	Louisville	74 84	35	A	Virginia	77 62	59	H	Michigan St.	67 57	120	H	Bethune-Cookman	85 39
5	A	Florida St.	67 105					76	A	Virginia Tech	82 78	136	A	Clemson	72 60
5	H	Florida St.	71 91					82	H	Maine	80 70	146	A	Colorado	61 67
17	H	Duke	51 48					96	H	Kentucky	65 54	163	N	Southern Ill.	75 65
18	H	NC State	52 48					97	H	Wake Forest	50 61	170	H	Pittsburgh	82 58
20	H	Maryland	71 79									194	A	Boston College	65 43
												224	H	New Orleans	76 46
												279	N	Sacramento St.	82 56
												290	H	Vermont	73 49
												295	H	Alabama St.	79 31
												302	H	FIU	77 69
LAST 12 Division I GAMES:															
				35	A	Virginia	77 62	4	H	Louisville	74 84				
				170	H	Pittsburgh	82 58	194	A	Boston College	65 43				
				5	H	Florida St.	71 91	31	H	Syracuse	72 67				
				18	H	NC State	52 48	136	A	Clemson	72 60				
				104	A	North Carolina	92 72	5	A	Florida St.	67 105				
				76	A	Virginia Tech	82 78	97	H	Wake Forest	50 61				

Non-Div I Games:

Miami (FL)

■ Loss, ■ Non-Conf, S Site, H Home A Away N Neutral

Average RPI	Win:	195	WON-LOST	WINNING	LAST 10	STRENGTH OF	OPP. STRENGTH	TEAM	ADJ.	CONF.	ADJ CONF.
Average RPI	Loss:	81	RECORD	PCT. RANK	GAMES	SCHEDULE	OF SCHEDULE	RPI	RPI	RPI	RPI
DIV. I ONLY		16- 9		91	7- 3	115	122	87	87	7	7
DIV. I NON-CONF.		8- 3		65	0- 0	239	319	93	93	8	8

TOTALS	RPI 1-25		RPI 26-50		W-L RECORDS	RPI 51-100		RPI 101-999		RPI 201+	
16- 9	0- 2		0- 3		OVERALL	3- 0		13- 4		8- 1	
9- 3	0- 1		0- 1		HOME	2- 0		7- 1		5- 1	
6- 6	0- 1		0- 2		AWAY	1- 0		5- 3		3- 0	
1- 0	0- 0		0- 0		NEUTRAL	0- 0		1- 0		0- 0	
8- 3	0- 0		0- 1		NON-CONFERENCE	1- 0		7- 2		5- 0	
5- 0	0- 0		0- 0		HOME	0- 0		5- 0		4- 0	
2- 3	0- 0		0- 1		AWAY	1- 0		1- 2		1- 0	
1- 0	0- 0		0- 0		NEUTRAL	0- 0		1- 0		0- 0	
8- 6	0- 2		0- 2		CONFERENCE	2- 0		6- 2		3- 1	
4- 3	0- 1		0- 1		HOME	2- 0		2- 1		1- 1	
4- 3	0- 1		0- 1		AWAY	0- 0		4- 1		2- 0	
0- 0	0- 0		0- 0		NEUTRAL	0- 0		0- 0		0- 0	

RPI 1-25				RPI 26-50				RPI 51-100				Team's RPI: 87				RPI 101+			
RPI	S	Opponent	Score	RPI	S	Opponent	Score	RPI	S	Opponent	Score	RPI	S	Opponent	Score	RPI	S	Opponent	Score
15	A	Buffalo	67 72	27	H	Central Mich.	66 84	58	H	Toledo	67 58	110	A	Western Mich.	70 81				
15	H	Buffalo	49 64	40	A	Ball St.	61 86	75	A	IUPUI	96 83	131	A	Northern Ill.	77 62				
				43	A	Purdue	66 75	86	H	Ohio	64 55	131	H	Northern Ill.	67 65				
												132	A	Cincinnati	62 73				
												142	A	Loyola Marymount	71 84				
												154	A	Kent St.	65 59				
												171	N	Denver	69 52				
												179	H	Jacksonville St.	58 55				
												203	A	Eastern Mich.	73 69				
												203	H	Eastern Mich.	59 74				
												210	H	Akron	75 67				
												213	A	Bowling Green	66 62				
												261	A	Indiana St.	68 56				
												292	H	Cani si us	72 47				
												293	H	Valparai so	77 68				
												319	H	Detroit Mercy	91 64				
												340	H	Florida A&M	73 33				

LAST 12 Division I GAMES:																			
154	A	Kent St.	65 59	203	A	Eastern Mich.	73 69												
15	H	Buffalo	49 64	110	A	Western Mich.	70 81												
58	H	Toledo	67 58	210	H	Akron	75 67												
213	A	Bowling Green	66 62	203	H	Eastern Mich.	59 74												
131	A	Northern Ill.	77 62	15	A	Buffalo	67 72												
86	H	Ohio	64 55	27	H	Central Mich.	66 84												

Non-Div I Games:

Average RPI Win:	163	WON-LOST	WINNING	LAST 10	STRENGTH OF	OPP. STRENGTH	TEAM	ADJ.	CONF.	ADJ CONF.
Average RPI Loss:	24	RECORD	PCT. RANK	GAMES	SCHEDULE	OF SCHEDULE	RPI	RPI	RPI	RPI
DIV. I ONLY	20- 8	60	6- 4	77	32	47	47	3	3	
DIV. I NON-CONF.	11- 2	22	0- 0	166	86	48	48	4	4	

TOTALS	RPI 1-25	RPI 26-50	W-L RECORDS	RPI 51-100	RPI 101-999	RPI 201+				
20- 8	1- 5	1- 2	OVERALL	6- 1	12- 0	7- 0				
13- 3	0- 2	1- 1	HOME	4- 0	8- 0	5- 0				
7- 5	1- 3	0- 1	AWAY	2- 1	4- 0	2- 0				
0- 0	0- 0	0- 0	NEUTRAL	0- 0	0- 0	0- 0				
11- 2	0- 2	1- 0	NON-CONFERENCE	2- 0	8- 0	6- 0				
8- 1	0- 1	1- 0	HOME	1- 0	6- 0	4- 0				
3- 1	0- 1	0- 0	AWAY	1- 0	2- 0	2- 0				
0- 0	0- 0	0- 0	NEUTRAL	0- 0	0- 0	0- 0				
9- 6	1- 3	0- 2	CONFERENCE	4- 1	4- 0	1- 0				
5- 2	0- 1	0- 1	HOME	3- 0	2- 0	1- 0				
4- 4	1- 2	0- 1	AWAY	1- 1	2- 0	0- 0				
0- 0	0- 0	0- 0	NEUTRAL	0- 0	0- 0	0- 0				

RPI 1-25				RPI 26-50				Team's RPI: 47				RPI 51-100				RPI 101+			
RPI	S	Opponent	Score	RPI	S	Opponent	Score	RPI	S	Opponent	Score	RPI	S	Opponent	Score	RPI	S	Opponent	Score
2	H	Notre Dame	63 83	30	H	Marquette	82 76	59	A	Michigan St.	61 66	105	H	George Mason	75 61				
4	A	Louisville	49 74	34	A	Minnesota	87 93	59	H	Michigan St.	74 48	154	H	Kent St.	54 41				
7	A	Ohio St.	84 75	43	H	Purdue	79 81	60	H	Indiana	84 79	182	A	Wisconsin	80 57				
7	H	Ohio St.	71 78					64	A	Nebraska	69 64	190	A	Northwestern	80 59				
19	A	Iowa	72 82					83	H	Penn St.	89 69	190	H	Northwestern	84 63				
25	A	Rutgers	56 63					85	H	Liberty	74 50	218	H	Oakland	78 69				
								86	A	Ohio	74 61	221	H	Illinois	86 42				
												252	H	North Florida	79 34				
												287	A	LIU Brooklyn	86 49				
												319	A	Detroit Mercy	86 50				
												331	H	Fort Wayne	77 45				
												333	H	Delaware St.	105 36				
LAST 12 Division I GAMES:																			
				34	A	Minnesota	87 93	59	H	Michigan St.	74 48								
				59	A	Michigan St.	61 66	221	H	Illinois	86 42								
				190	H	Northwestern	84 63	7	A	Ohio St.	84 75								
				25	A	Rutgers	56 63	64	A	Nebraska	69 64								
				43	H	Purdue	79 81	60	H	Indiana	84 79								
				190	A	Northwestern	80 59	7	H	Ohio St.	71 78								

Average RPI Win:	222	WON-LOST	WINNING	LAST 10	STRENGTH OF	OPP. STRENGTH	TEAM	ADJ.	CONF.	ADJ CONF.
Average RPI Loss:	91	RECORD	PCT. RANK	GAMES	SCHEDULE	OF SCHEDULE	RPI	RPI	RPI	RPI
DIV. I ONLY	16- 10	107	7- 3	165	120	116	116	18	18	
DIV. I NON-CONF.	8- 5	111	0- 0	264	33	126	126	19	19	

TOTALS	RPI 1-25	RPI 26-50	W-L RECORDS	RPI 51-100	RPI 101-999	RPI 201+				
16- 10	0- 1	0- 3	OVERALL	2- 2	14- 4	10- 1				
8- 4	0- 0	0- 1	HOME	2- 1	6- 2	4- 1				
7- 5	0- 1	0- 1	AWAY	0- 1	7- 2	5- 0				
1- 1	0- 0	0- 1	NEUTRAL	0- 0	1- 0	1- 0				
8- 5	0- 1	0- 1	NON-CONFERENCE	1- 1	7- 2	5- 0				
5- 0	0- 0	0- 0	HOME	1- 0	4- 0	3- 0				
2- 4	0- 1	0- 0	AWAY	0- 1	2- 2	1- 0				
1- 1	0- 0	0- 1	NEUTRAL	0- 0	1- 0	1- 0				
8- 5	0- 0	0- 2	CONFERENCE	1- 1	7- 2	5- 1				
3- 4	0- 0	0- 1	HOME	1- 1	2- 2	1- 1				
5- 1	0- 0	0- 1	AWAY	0- 0	5- 0	4- 0				
0- 0	0- 0	0- 0	NEUTRAL	0- 0	0- 0	0- 0				

RPI 1-25				RPI 26-50				RPI 51-100				RPI 101+				Team's RPI: 116
RPI	S	Opponent	Score	RPI	S	Opponent	Score	RPI	S	Opponent	Score	RPI	S	Opponent	Score	
4	A	Louisville	26 80	46	A	Western Ky.	43 57	66	A	Georgia Tech	45 48	113	A	Tulane	44 62	
				46	H	Western Ky.	60 76	80	H	UAB	51 59	134	A	Vanderbilt	65 54	
				49	N	Southern California	57 72	94	H	Rice	51 41	138	A	Ole Miss	56 65	
								96	H	Kentucky	62 57	139	H	Charlotte	64 45	
												164	H	Louisiana Tech	49 66	
												166	A	UTEP	54 45	
												168	H	Troy	73 57	
												204	H	Southern Miss.	53 61	
												216	H	North Texas	56 48	
												223	A	UNC Asheville	72 57	
												237	A	Fla. Atlantic	69 65	
												258	H	Lipscomb	72 48	
												292	N	Canisius	55 45	
												294	A	UTSA	62 47	
												299	H	Coppin St.	69 39	
												302	A	FIU	63 59	
												308	H	Tennessee Tech	58 44	
												318	A	Marshall	73 57	

LAST 12 Division I GAMES:																
				94	H	Rice	51 41	318	A	Marshall	73 57					
				46	H	Western Ky.	60 76	204	H	Southern Miss.	53 61					
				302	A	FIU	63 59	216	H	North Texas	56 48					
				237	A	Fla. Atlantic	69 65	166	A	UTEP	54 45					
				164	H	Louisiana Tech	49 66	294	A	UTSA	62 47					
				139	H	Charlotte	64 45	80	H	UAB	51 59					

Non-Div I Games:

Middle Tenn.

Average RPI Win:	230	WON-LOST	WINNING	LAST 10	STRENGTH OF	OPP. STRENGTH	TEAM	ADJ.	CONF.	ADJ CONF.
Average RPI Loss:	87	RECORD	PCT. RANK	GAMES	SCHEDULE	OF SCHEDULE	RPI	RPI	RPI	RPI
DIV. I ONLY	18- 9	80	6- 4	195	157	107	107	11	11	
DIV. I NON-CONF.	9- 3	61	0- 0	281	198	113	113	14	14	

TOTALS	RPI 1-25	RPI 26-50	W-L RECORDS	RPI 51-100	RPI 101-999	RPI 201+				
18- 9	0- 2	0- 1	OVERALL	1- 4	17- 2	11- 1				
7- 4	0- 1	0- 1	HOME	1- 1	6- 1	4- 1				
10- 4	0- 1	0- 0	AWAY	0- 2	10- 1	6- 0				
1- 1	0- 0	0- 0	NEUTRAL	0- 1	1- 0	1- 0				
9- 3	0- 0	0- 1	NON-CONFERENCE	0- 2	9- 0	6- 0				
3- 1	0- 0	0- 1	HOME	0- 0	3- 0	3- 0				
5- 1	0- 0	0- 0	AWAY	0- 1	5- 0	2- 0				
1- 1	0- 0	0- 0	NEUTRAL	0- 1	1- 0	1- 0				
9- 6	0- 2	0- 0	CONFERENCE	1- 2	8- 2	5- 1				
4- 3	0- 1	0- 0	HOME	1- 1	3- 1	1- 1				
5- 3	0- 1	0- 0	AWAY	0- 1	5- 1	4- 0				
0- 0	0- 0	0- 0	NEUTRAL	0- 0	0- 0	0- 0				

RPI 1-25				RPI 26-50				RPI 51-100				RPI 101+ Team's RPI: 107			
RPI	S	Opponent	Score	RPI	S	Opponent	Score	RPI	S	Opponent	Score	RPI	S	Opponent	Score
12	A	Green Bay	29 52	30	H	Marquette	68 83	57	N	Houston	59 74	109	A	Western Ill.	77 67
12	H	Green Bay	36 65					75	H	IUPUI	68 70	118	A	Cleveland St.	69 63
								79	A	Drake	73 77	118	H	Cleveland St.	79 72
								100	A	Wright St.	51 56	177	A	Youngstown St.	85 86
								100	H	Wright St.	59 53	177	H	Youngstown St.	62 61
												182	A	Wisconsin	67 64
												190	A	Northwestern	66 57
												206	N	CSUN	58 50
												218	A	Oakland	74 62
												241	A	Northern Ky.	52 49
												241	H	Northern Ky.	57 60
												253	H	Illinois St.	61 59
												276	H	North Dakota St.	74 38
												300	H	Loyola Chicago	63 41
												319	A	Detroit Mercy	70 61
												331	A	Fort Wayne	60 48
												332	A	Ill. -Chicago	76 53
												332	H	Ill. -Chicago	59 44
												345	A	Chicago St.	84 59

LAST 12 Division I GAMES:															
118	A	Cleveland St.	69 63	75	H	IUPUI	68 70	319	A	Detroit Mercy	70 61				
177	A	Youngstown St.	85 86	218	A	Oakland	74 62	332	A	Ill. -Chicago	76 53				
12	H	Green Bay	36 65	177	H	Youngstown St.	62 61	118	H	Cleveland St.	79 72				
241	H	Northern Ky.	57 60												
100	H	Wright St.	59 53												
332	H	Ill. -Chicago	59 44												

Non-Div I Games:

Milwaukee

Average RPI Win: 144		WON-LOST	WINNING	LAST 10	STRENGTH OF	OPP. STRENGTH	TEAM	ADJ.	CONF.	ADJ CONF.
Average RPI Loss: 68		RECORD	PCT. RANK	GAMES	SCHEDULE	OF SCHEDULE	RPI	RPI	RPI	RPI
DIV. I ONLY		21- 6	37	8- 2	116	31	34	34	3	3
DIV. I NON-CONF.		11- 2	22	0- 0	305	61	81	81	4	4

TOTALS		RPI 1-25	RPI 26-50		W-L RECORDS		RPI 51-100	RPI 101-999	RPI 201+	
21- 6	2- 3		2- 0		OVERALL		5- 1	12- 2	5- 0	
13- 1	2- 0		1- 0		HOME		2- 1	8- 0	4- 0	
7- 5	0- 3		1- 0		AWAY		2- 0	4- 2	1- 0	
1- 0	0- 0		0- 0		NEUTRAL		1- 0	0- 0	0- 0	
11- 2	0- 0		0- 0		NON-CONFERENCE		2- 0	9- 2	5- 0	
7- 0	0- 0		0- 0		HOME		0- 0	7- 0	4- 0	
3- 2	0- 0		0- 0		AWAY		1- 0	2- 2	1- 0	
1- 0	0- 0		0- 0		NEUTRAL		1- 0	0- 0	0- 0	
10- 4	2- 3		2- 0		CONFERENCE		3- 1	3- 0	0- 0	
6- 1	2- 0		1- 0		HOME		2- 1	1- 0	0- 0	
4- 3	0- 3		1- 0		AWAY		1- 0	2- 0	0- 0	
0- 0	0- 0		0- 0		NEUTRAL		0- 0	0- 0	0- 0	

RPI	S	Opponent	Score	RPI	S	Opponent	Score	Team's RPI: 34	RPI	S	Opponent	Score	RPI	S	Opponent	Score
7	A	Ohio St.	75 91	43	A	Purdue	78 74		59	H	Michigan St.	83 77	104	A	North Carolina	83 88
19	A	Iowa	84 92	47	H	Michigan	93 87		64	H	Nebraska	74 79	115	A	Georgetown	73 63
19	H	Iowa	77 72						83	A	Penn St.	91 71	158	H	Cal Poly	112 68
20	H	Maryland	93 74						83	H	Penn St.	101 68	182	A	Wisconsin	71 61
25	A	Rutgers	70 80						93	A	UNLV	79 72	182	H	Wisconsin	90 65
									97	N	Wake Forest	93 81	188	A	San Diego	69 72
													190	A	Northwestern	90 63
													191	H	Lehigh	107 73
													194	H	Boston College	78 68
													203	H	Eastern Michigan	80 56
													219	H	Xavier	74 62
													229	H	UC Riverside	101 75
													284	H	VCU	108 63
													324	A	Rhode Island	82 60

LAST 12 Division I GAMES:																
20	H	Maryland	93 74	19	H	Iowa	77 72		182	H	Wisconsin	90 65				
47	H	Michigan	93 87	25	A	Rutgers	70 80		83	A	Penn St.	91 71				
83	H	Penn St.	101 68	59	H	Michigan St.	83 77		7	A	Ohio St.	75 91				
43	A	Purdue	78 74													
19	A	Iowa	84 92													
182	A	Wisconsin	71 61													

Non-Div I Games:

Minnesota

Average RPI Win:	101	WON-LOST	WINNING	LAST 10	STRENGTH OF	OPP. STRENGTH	TEAM	ADJ.	CONF.	ADJ CONF.
Average RPI Loss:	0	RECORD	PCT. RANK	GAMES	SCHEDULE	OF SCHEDULE	RPI	RPI	RPI	RPI
DIV. I ONLY	28- 0	1	10- 0	21	12	3	3	2	2	
DIV. I NON-CONF.	14- 0	1	0- 0	42	31	4	4	2	2	

TOTALS	RPI 1-25	RPI 26-50	W-L RECORDS	RPI 51-100	RPI 101-999	RPI 201+				
28- 0	6- 0	5- 0	OVERALL	5- 0	12- 0	4- 0				
15- 0	3- 0	1- 0	HOME	4- 0	7- 0	3- 0				
8- 0	2- 0	2- 0	AWAY	1- 0	3- 0	0- 0				
5- 0	1- 0	2- 0	NEUTRAL	0- 0	2- 0	1- 0				
14- 0	2- 0	3- 0	NON-CONFERENCE	3- 0	6- 0	4- 0				
8- 0	1- 0	1- 0	HOME	2- 0	4- 0	3- 0				
1- 0	0- 0	0- 0	AWAY	1- 0	0- 0	0- 0				
5- 0	1- 0	2- 0	NEUTRAL	0- 0	2- 0	1- 0				
14- 0	4- 0	2- 0	CONFERENCE	2- 0	6- 0	0- 0				
7- 0	2- 0	0- 0	HOME	2- 0	3- 0	0- 0				
7- 0	2- 0	2- 0	AWAY	0- 0	3- 0	0- 0				
0- 0	0- 0	0- 0	NEUTRAL	0- 0	0- 0	0- 0				

RPI	S	Opponent	Score	RPI	S	Opponent	Score	RPI	S	Opponent	Score	RPI	S	Opponent	Score
8	H	Oregon	90 79	26	A	LSU	83 70	55	H	Oklahoma St.	79 76	103	H	Little Rock	86 48
11	A	Tennessee	71 52	29	A	Georgia	86 62	81	H	Alabama	75 61	112	H	Arkansas	111 69
12	N	Green Bay	67 46	31	N	Syracuse	76 65	82	H	Maine	83 43	134	A	Vanderbilt	95 50
13	A	Missouri	57 53	35	H	Virginia	68 53	93	A	UNLV	103 63	138	A	Ole Miss	69 49
16	H	South Carolina	67 53	41	N	Arizona St.	65 57	96	H	Kentucky	74 55	138	H	Ole Miss	76 45
21	H	Texas A&M	76 55									159	A	Florida	98 50
												159	H	Florida	90 53
												175	N	Louisiana	94 37
												204	H	Southern Miss.	91 56
												212	N	Columbia	90 54
												315	H	Georgia St.	106 50
												338	H	Mississippi Val.	112 36
LAST 12 Division I GAMES:															
21	H	Texas A&M	76 55	138	A	Ole Miss	69 49	159	H	Florida	90 53	11	A	Tennessee	71 52
134	A	Vanderbilt	95 50	159	H	Florida	90 53	81	H	Alabama	75 61	138	H	Ole Miss	76 45
96	H	Kentucky	74 55	11	A	Tennessee	71 52	26	A	LSU	83 70				
159	A	Florida	98 50												
16	H	South Carolina	67 53												
13	A	Missouri	57 53												

Non-Div I Games:

Mississippi St.

Average RPI Win:	308	WON-LOST	WINNING	LAST 10	STRENGTH OF	OPP. STRENGTH	TEAM	ADJ.	CONF.	ADJ CONF.
Average RPI Loss:	208	RECORD	PCT. RANK	GAMES	SCHEDULE	OF SCHEDULE	RPI	RPI	RPI	RPI
DIV. I ONLY	2- 24	342	2- 8	231	339	338	338	32	32	
DIV. I NON-CONF.	0- 12	337	0- 0	66	165	292	292	32	32	

TOTALS	RPI 1-25	RPI 26-50	W-L RECORDS	RPI 51-100	RPI 101-999	RPI 201+				
2- 24	0- 1	0- 2	OVERALL	0- 3	2- 18	2- 17				
1- 8	0- 0	0- 0	HOME	0- 0	1- 8	1- 8				
1- 11	0- 0	0- 0	AWAY	0- 0	1- 1	1- 1				
0- 5	0- 0	0- 1	NEUTRAL	0- 2	0- 2	0- 2				
0- 12	0- 1	0- 2	NON-CONFERENCE	0- 3	0- 6	0- 5				
0- 1	0- 0	0- 0	HOME	0- 0	0- 1	0- 1				
0- 6	0- 1	0- 1	AWAY	0- 1	0- 3	0- 2				
0- 5	0- 0	0- 1	NEUTRAL	0- 2	0- 2	0- 2				
2- 12	0- 0	0- 0	CONFERENCE	0- 0	2- 12	2- 12				
1- 7	0- 0	0- 0	HOME	0- 0	1- 7	1- 7				
1- 5	0- 0	0- 0	AWAY	0- 0	1- 5	1- 5				
0- 0	0- 0	0- 0	NEUTRAL	0- 0	0- 0	0- 0				

RPI 1-25				RPI 26-50				RPI 51-100				RPI 101+ Team's RPI: 338			
RPI	S	Opponent	Score	RPI	S	Opponent	Score	RPI	S	Opponent	Score	RPI	S	Opponent	Score
3	A	Mi ssi ssi ppi St.	36 112	33	N	Dayton	46 65	59	N	Mi chi gan St.	64 83	146	A	Col orado	48 85
				46	A	Western Ky.	48 87	79	N	Drake	60 96	204	A	Southern Mi ss.	69 84
								80	A	UAB	72 87	207	A	Southern U.	58 66
												207	H	Southern U.	54 70
												231	H	Grambl ing	62 64
												233	A	Texas Southern	39 55
												233	H	Texas Southern	53 72
												242	H	Ni chol l s St.	57 62
												262	A	Prai rie View	73 78
												281	N	Massachusetts	46 85
												294	N	UTSA	55 68
												295	A	Al abama St.	41 76
												295	H	Al abama St.	62 70
												297	A	Murray St.	63 64
												305	A	Al corn	62 61
												305	H	Al corn	70 76
												310	H	Jackson St.	72 61
												314	A	Al abama A&M	48 65
												314	H	Al abama A&M	49 57
												343	H	Ark. -Pi ne Bl uff	59 64

LAST 12 Di vi si on I GAMES:															
233	H	Texas Southern	53 72	310	H	Jackson St.	72 61								
207	A	Southern U.	58 66	262	A	Prai rie View	73 78								
305	A	Al corn	62 61	233	A	Texas Southern	39 55								
314	H	Al abama A&M	49 57	207	H	Southern U.	54 70								
295	H	Al abama St.	62 70	305	H	Al corn	70 76								
231	H	Grambl ing	62 64	314	A	Al abama A&M	48 65								

Non-Di v I Games:

Average RPI Win:	120	WON-LOST	WINNING	LAST 10	STRENGTH OF	OPP. STRENGTH	TEAM	ADJ.	CONF.	ADJ CONF.
Average RPI Loss:	24	RECORD	PCT. RANK	GAMES	SCHEDULE	OF SCHEDULE	RPI	RPI	RPI	RPI
DIV. I ONLY	22- 5	23	7- 3	29	22	13	13	2	2	
DIV. I NON-CONF.	12- 1	6	0- 0	81	41	15	15	2	2	

TOTALS	RPI 1-25	RPI 26-50	W-L RECORDS	RPI 51-100	RPI 101-999	RPI 201+				
22- 5	2- 2	2- 3	OVERALL	6- 0	12- 0	4- 0				
11- 2	2- 1	0- 1	HOME	3- 0	6- 0	2- 0				
7- 2	0- 1	1- 1	AWAY	2- 0	4- 0	0- 0				
4- 1	0- 0	1- 1	NEUTRAL	1- 0	2- 0	2- 0				
12- 1	0- 0	2- 1	NON-CONFERENCE	4- 0	6- 0	4- 0				
6- 0	0- 0	0- 0	HOME	2- 0	4- 0	2- 0				
2- 0	0- 0	1- 0	AWAY	1- 0	0- 0	0- 0				
4- 1	0- 0	1- 1	NEUTRAL	1- 0	2- 0	2- 0				
10- 4	2- 2	0- 2	CONFERENCE	2- 0	6- 0	0- 0				
5- 2	2- 1	0- 1	HOME	1- 0	2- 0	0- 0				
5- 2	0- 1	0- 1	AWAY	1- 0	4- 0	0- 0				
0- 0	0- 0	0- 0	NEUTRAL	0- 0	0- 0	0- 0				

RPI 1-25			Team's RPI: 13		RPI 26-50			RPI 51-100			RPI 101+			
RPI	S	Opponent	Score		RPI	S	Opponent	Score		RPI	S	Opponent	Score	
3	H	Mississippi St.	53	57	26	H	LSU	65	69	60	N	Indiana	75	55
11	H	Tennessee	77	73	29	A	Georgia	50	62	81	A	Alabama	62	56
16	A	South Carolina	54	64	36	A	California	55	52	89	H	Kansas St.	73	59
16	H	South Carolina	83	74	45	N	Quinnipiac	66	51	96	H	Kentucky	83	78
					46	N	Western Ky.	76	79	99	A	Missouri St.	69	59
										100	H	Wright St.	82	80
LAST 12 Division I GAMES:														
11	H	Tennessee	77	73	16	A	South Carolina	54	64					
106	A	Auburn	59	51	29	A	Georgia	50	62					
112	A	Arkansas	84	58	112	H	Arkansas	88	54					
96	H	Kentucky	83	78	138	A	Ole Miss	67	48					
159	H	Florida	66	64	134	A	Vanderbilt	81	70					
3	H	Mississippi St.	53	57	16	H	South Carolina	83	74					

Non-Div I Games:

Missouri

Average RPI Win:	243	WON-LOST	WINNING	LAST 10	STRENGTH OF	OPP. STRENGTH	TEAM	ADJ.	CONF.	ADJ CONF.
Average RPI Loss:	77	RECORD	PCT. RANK	GAMES	SCHEDULE	OF SCHEDULE	RPI	RPI	RPI	RPI
DIV. I ONLY	15- 10	121	8- 2	119	203	99	99	24	24	
DIV. I NON-CONF.	3- 7	254	0- 0	14	39	151	151	22	22	

TOTALS	RPI 1-25	RPI 26-50	W-L RECORDS	RPI 51-100	RPI 101-999	RPI 201+				
15- 10	0- 2	0- 1	OVERALL	0- 4	15- 3	10- 0				
8- 2	0- 1	0- 0	HOME	0- 1	8- 0	4- 0				
7- 6	0- 0	0- 1	AWAY	0- 2	7- 3	6- 0				
0- 2	0- 1	0- 0	NEUTRAL	0- 1	0- 0	0- 0				
3- 7	0- 2	0- 1	NON-CONFERENCE	0- 2	3- 2	0- 0				
3- 1	0- 1	0- 0	HOME	0- 0	3- 0	0- 0				
0- 4	0- 0	0- 1	AWAY	0- 1	0- 2	0- 0				
0- 2	0- 1	0- 0	NEUTRAL	0- 1	0- 0	0- 0				
12- 3	0- 0	0- 0	CONFERENCE	0- 2	12- 1	10- 0				
5- 1	0- 0	0- 0	HOME	0- 1	5- 0	4- 0				
7- 2	0- 0	0- 0	AWAY	0- 1	7- 1	6- 0				
0- 0	0- 0	0- 0	NEUTRAL	0- 0	0- 0	0- 0				

RPI 1-25				RPI 26-50				RPI 51-100				Team's RPI: 99	RPI 101+			
RPI	S	Opponent	Score	RPI	S	Opponent	Score	RPI	S	Opponent	Score		RPI	S	Opponent	Score
6	N	Bayl or	58 100	40	A	Bal l St.	58 70	74	N	Penn	60 65		103	A	Little Rock	51 63
13	H	Missouri	59 69					79	A	Drake	65 84		135	A	Wichita St.	58 72
								79	H	Drake	68 80		135	H	Wichita St.	94 71
								81	A	Alabama	61 65		147	A	UNI	57 52
													147	H	UNI	62 52
													163	A	Southern Ill.	69 71
													187	H	Oral Roberts	76 66
													190	H	Northwestern	90 59
													253	A	Illinois St.	56 50
													253	H	Illinois St.	75 58
													261	A	Indiana St.	77 63
													270	A	Bradley	71 65
													270	H	Bradley	74 54
													293	A	Valparaiso	66 60
													293	H	Valparaiso	83 60
													300	A	Loyola Chicago	69 58
													300	H	Loyola Chicago	75 36
													349	A	Evansville	95 65

LAST 12 Division I GAMES:																
293	A	Valparaiso	66 60	163	A	Southern Ill.	69 71									
300	A	Loyola Chicago	69 58	300	H	Loyola Chicago	75 36									
253	H	Illinois St.	75 58	293	H	Valparaiso	83 60									
270	H	Bradley	74 54	270	A	Bradley	71 65									
79	A	Drake	65 84	253	A	Illinois St.	56 50									
147	A	UNI	57 52	147	H	UNI	62 52									

Non-Div I Games: Central Mo. 62 36

Missouri St.

Average RPI Win:	289	WON-LOST	WINNING	LAST 10	STRENGTH OF	OPP. STRENGTH	TEAM	ADJ.	CONF.	ADJ CONF.
Average RPI Loss:	179	RECORD	PCT. RANK	GAMES	SCHEDULE	OF SCHEDULE	RPI	RPI	RPI	RPI
DIV. I ONLY	8- 19	277	4- 6	253	318	303	303	28	28	
DIV. I NON-CONF.	2- 9	295	0- 0	58	298	252	252	26	26	
TOTALS	RPI 1-25	RPI 26-50	W-L RECORDS	RPI 51-100	RPI 101-999	RPI 201+				
8- 19	0- 0	0- 1	OVERALL	0- 5	8- 13	8- 7				
6- 7	0- 0	0- 1	HOME	0- 3	6- 3	6- 1				
1- 12	0- 0	0- 0	AWAY	0- 2	1- 10	1- 6				
1- 0	0- 0	0- 0	NEUTRAL	0- 0	1- 0	1- 0				
2- 9	0- 0	0- 0	NON-CONFERENCE	0- 5	2- 4	2- 1				
1- 4	0- 0	0- 0	HOME	0- 3	1- 1	1- 0				
0- 5	0- 0	0- 0	AWAY	0- 2	0- 3	0- 1				
1- 0	0- 0	0- 0	NEUTRAL	0- 0	1- 0	1- 0				
6- 10	0- 0	0- 1	CONFERENCE	0- 0	6- 9	6- 6				
5- 3	0- 0	0- 1	HOME	0- 0	5- 2	5- 1				
1- 7	0- 0	0- 0	AWAY	0- 0	1- 7	1- 5				
0- 0	0- 0	0- 0	NEUTRAL	0- 0	0- 0	0- 0				

RPI S Opponent	Score	RPI S Opponent	Score	RPI S Opponent	Score	RPI S Opponent	Score
		45 H Qui nni pi ac	55 76	76 H Virginia Tech	34 84	136 A Clemson	54 57
				77 A Navy	49 73	137 A Robert Morris	38 56
				84 H Albany (NY)	44 68	161 A Marist	46 69
				91 H George Washington	45 59	161 H Marist	57 85
				92 A Jacksonvill e	65 74	191 H Lehi gh	57 75
						193 A Si ena	41 44
						238 A Ni agara	65 68
						238 H Ni agara	65 63
						252 N North Flori da	67 57
						254 A Manhattan	53 63
						254 H Manhattan	63 59
						257 A Fai rfi el d	55 61
						269 A Fai rlei gh Di ckinson	61 78
						273 H Sacred Heart	69 64
						275 H Ri der	63 56
						292 A Cani si us	50 62
						292 H Cani si us	48 60
						337 A I ona	62 56
						337 H I ona	68 56
						348 A Saint Peter's	47 67
						348 H Saint Peter's	51 44
LAST 12 Di vi si on I GAMES:							
238 A Ni agara	65 68	275 H Ri der	63 56				
292 A Cani si us	50 62	254 A Manhattan	53 63				
254 H Manhattan	63 59	348 A Saint Peter's	47 67				
238 H Ni agara	65 63	337 H I ona	68 56				
161 H Marist	57 85	292 H Cani si us	48 60				
193 A Si ena	41 44	45 H Qui nni pi ac	55 76				

Non-Di v I Games:

Monmouth

Average RPI Win: 254	WON-LOST RECORD	WINNING PCT. RANK	LAST 10 GAMES	STRENGTH OF SCHEDULE	OPP. STRENGTH OF SCHEDULE	TEAM RPI	ADJ. RPI	CONF. RPI	ADJ CONF. RPI
Average RPI Loss: 134									
DIV. I ONLY	11- 14	209	4- 6	267	144	248	248	19	19
DIV. I NON-CONF.	3- 7	254	0- 0	124	246	267	267	15	15

TOTALS	RPI 1-25	RPI 26-50	W-L RECORDS	RPI 51-100	RPI 101-999	RPI 201+			
11- 14	0- 0	0- 4	OVERALL	0- 2	11- 8	7- 4			
8- 6	0- 0	0- 2	HOME	0- 1	8- 3	5- 1			
3- 6	0- 0	0- 1	AWAY	0- 1	3- 4	2- 2			
0- 2	0- 0	0- 1	NEUTRAL	0- 0	0- 1	0- 1			
3- 7	0- 0	0- 2	NON-CONFERENCE	0- 2	3- 3	2- 2			
3- 3	0- 0	0- 1	HOME	0- 1	3- 1	2- 1			
0- 2	0- 0	0- 0	AWAY	0- 1	0- 1	0- 0			
0- 2	0- 0	0- 1	NEUTRAL	0- 0	0- 1	0- 1			
8- 7	0- 0	0- 2	CONFERENCE	0- 0	8- 5	5- 2			
5- 3	0- 0	0- 1	HOME	0- 0	5- 2	3- 0			
3- 4	0- 0	0- 1	AWAY	0- 0	3- 3	2- 2			
0- 0	0- 0	0- 0	NEUTRAL	0- 0	0- 0	0- 0			

RPI S Opponent	Score	RPI S Opponent	Score	RPI S Opponent	Score	RPI S Opponent	Score
		30 N Marquette	68 87	73 A Wyoming	62 67	124 H SFA	60 52
		38 A Northern Colo.	50 68	96 H Kentucky	54 71	126 A Portland St.	53 70
		38 H Northern Colo.	58 64			126 H Portland St.	69 53
		48 H Gonzaga	55 70			127 A Fresno St.	58 61
						130 H Idaho	56 67
						173 H Eastern Wash.	72 75
						174 A North Dakota	54 43
						174 H North Dakota	53 51
						220 H Seattle U	64 78
						234 A Montana St.	64 81
						261 N Indiana St.	45 57
						279 A Sacramento St.	64 79
						279 H Sacramento St.	68 59
						313 A Northern Ariz.	69 52
						313 H Northern Ariz.	70 62
						321 A Southern Utah	74 65
						321 H Southern Utah	81 71
						322 H Long Beach St.	67 60
						326 H Cal St. Fullerton	68 47
LAST 12 Division I GAMES:							
		130 H Idaho	56 67	313 A Northern Ariz.	69 52		
		173 H Eastern Wash.	72 75	321 A Southern Utah	74 65		
		279 A Sacramento St.	64 79	234 A Montana St.	64 81		
		126 A Portland St.	53 70	126 H Portland St.	69 53		
		174 H North Dakota	53 51	279 H Sacramento St.	68 59		
		38 H Northern Colo.	58 64	38 A Northern Colo.	50 68		

Non-Div I Games: Rocky Mountain 54 38

Montana

Average RPI Win:	246	WON-LOST	WINNING	LAST 10	STRENGTH OF	OPP. STRENGTH	TEAM	ADJ.	CONF.	ADJ CONF.
Average RPI Loss:	150	RECORD	PCT. RANK	GAMES	SCHEDULE	OF SCHEDULE	RPI	RPI	RPI	RPI
DIV. I ONLY	12- 12	174	6- 4	318	124	234	234	19	19	
DIV. I NON-CONF.	4- 5	202	0- 0	246	214	201	201	15	15	

TOTALS	RPI 1-25	RPI 26-50	W-L RECORDS	RPI 51-100	RPI 101-999	RPI 201+				
12- 12	0- 0	0- 3	OVERALL	1- 0	11- 9	8- 4				
8- 3	0- 0	0- 1	HOME	1- 0	7- 2	4- 0				
3- 8	0- 0	0- 2	AWAY	0- 0	3- 6	3- 3				
1- 1	0- 0	0- 0	NEUTRAL	0- 0	1- 1	1- 1				
4- 5	0- 0	0- 1	NON-CONFERENCE	1- 0	3- 4	2- 3				
2- 0	0- 0	0- 0	HOME	1- 0	1- 0	0- 0				
1- 4	0- 0	0- 1	AWAY	0- 0	1- 3	1- 2				
1- 1	0- 0	0- 0	NEUTRAL	0- 0	1- 1	1- 1				
8- 7	0- 0	0- 2	CONFERENCE	0- 0	8- 5	6- 1				
6- 3	0- 0	0- 1	HOME	0- 0	6- 2	4- 0				
2- 4	0- 0	0- 1	AWAY	0- 0	2- 3	2- 1				
0- 0	0- 0	0- 0	NEUTRAL	0- 0	0- 0	0- 0				

RPI	S	Opponent	Score	RPI	S	Opponent	Score	RPI	S	Opponent	Score	RPI	S	Opponent	Score
38	A	Northern Colo.	69 82	38	H	Northern Colo.	63 78	73	H	Wyoming	50 46	124	H	SFA	59 54
49	A	Southern California	47 98									126	A	Portland St.	53 62
												126	H	Portland St.	60 69
												130	H	Idaho	77 95
												140	A	BYU	54 75
												173	H	Eastern Wash.	77 74
												174	A	North Dakota	70 79
												174	H	North Dakota	72 56
												208	N	Nevada	53 67
												240	A	Omaha	53 64
												248	H	Montana	81 64
												250	A	Hawaii	75 81
												279	A	Sacramento St.	77 88
												279	H	Sacramento St.	85 50
												296	N	Utah St.	64 52
												313	A	Northern Ariz.	78 56
												313	H	Northern Ariz.	81 39
												321	A	Southern Utah	63 57
												321	H	Southern Utah	91 71
												322	A	Long Beach St.	62 51

LAST 12 Division I GAMES:															
173	H	Eastern Wash.	77 74	321	A	Southern Utah	63 57								
130	H	Idaho	77 95	313	A	Northern Ariz.	78 56								
126	A	Portland St.	53 62	248	H	Montana	81 64								
279	A	Sacramento St.	77 88	279	H	Sacramento St.	85 50								
38	H	Northern Colo.	63 78	126	H	Portland St.	60 69								
174	H	North Dakota	72 56	174	A	North Dakota	70 79								

Non-Div I Games: Mont. St. Billings 67 47 Providence (MT) 66 31

Montana St.

Average RPI Win: 279		WON-LOST RECORD	WINNING PCT. RANK	LAST 10 GAMES	STRENGTH OF SCHEDULE	OPP. STRENGTH OF SCHEDULE	TEAM RPI	ADJ. RPI	CONF. RPI	ADJ. CONF. RPI
Average RPI Loss: 158										
DIV. I ONLY		17- 10	98	6- 4	329	285	199	199	25	25
DIV. I NON-CONF.		7- 4	102	0- 0	336	287	224	224	27	27
TOTALS		RPI 1-25	RPI 26-50	W-L RECORDS		RPI 51-100	RPI 101-999	RPI 201+		
17- 10	0- 0		0- 0	OVERALL		0- 4	17- 6	15- 3		
6- 5	0- 0		0- 0	HOME		0- 1	6- 4	5- 2		
11- 5	0- 0		0- 0	AWAY		0- 0	11- 0	10- 0		
0- 0	0- 0		0- 0	NEUTRAL		0- 0	0- 0	0- 0		
7- 4	0- 0		0- 0	NON-CONFERENCE		0- 2	7- 2	6- 2		
2- 2	0- 0		0- 0	HOME		0- 0	2- 2	1- 2		
5- 2	0- 0		0- 0	AWAY		0- 2	5- 0	5- 0		
0- 0	0- 0		0- 0	NEUTRAL		0- 0	0- 0	0- 0		
10- 6	0- 0		0- 0	CONFERENCE		0- 2	10- 4	9- 1		
4- 3	0- 0		0- 0	HOME		0- 1	4- 2	4- 0		
6- 3	0- 0		0- 0	AWAY		0- 1	6- 2	5- 1		
0- 0	0- 0		0- 0	NEUTRAL		0- 0	0- 0	0- 0		

RPI 1-25				RPI 26-50				RPI 51-100				RPI 101+ Team's RPI: 199			
RPI	S	Opponent	Score	RPI	S	Opponent	Score	RPI	S	Opponent	Score	RPI	S	Opponent	Score
								65	A	West Virginia	56 66	153	H	SIUE	51 66
								68	A	Belmont	56 80	163	H	Southern Ill.	85 81
								68	H	Belmont	62 83	179	A	Jacksonville St.	64 70
								96	A	Kentucky	53 86	179	H	Jacksonville St.	65 67
												191	A	UT Martin	81 76
												217	H	Gardner-Webb	60 68
												222	A	Southeast Mo. St.	59 56
												222	H	Southeast Mo. St.	60 58
												243	A	Austin Peay	66 59
												252	H	North Florida	56 61
												258	A	Lipscomb	75 55
												265	A	St. Francis Brooklyn	73 59
												279	H	Sacramento St.	75 71
												292	A	Canisius	76 52
												297	A	Murray St.	82 80
												304	A	Eastern Ky.	56 59
												308	A	Tennessee Tech	74 67
												308	H	Tennessee Tech	53 51
												328	A	Tennessee St.	71 69
												328	H	Tennessee St.	97 81
												345	A	Chicago St.	79 40
												346	H	Eastern Ill.	89 81
												349	A	Evansville	82 75
LAST 12 Division I GAMES:															
				68	A	Belmont	56 80	243	A	Austin Peay	66 59				
				328	A	Tennessee St.	71 69	297	A	Murray St.	82 80				
				304	A	Eastern Ky.	56 59	308	H	Tennessee Tech	53 51				
				222	H	Southeast Mo. St.	60 58	179	H	Jacksonville St.	65 67				
				68	H	Belmont	62 83	191	A	UT Martin	81 76				
				328	H	Tennessee St.	97 81	222	A	Southeast Mo. St.	59 56				

Non-Div I Games:	Brescia	120	41	Ky. Christian	115	39
------------------	---------	-----	----	---------------	-----	----

Morehead St.

■ Loss, ■ Non-Conf, S Site, H Home A Away N Neutral

Average RPI Win:	310	WON-LOST	WINNING	LAST 10	STRENGTH OF	OPP. STRENGTH	TEAM	ADJ.	CONF.	ADJ CONF.
Average RPI Loss:	183	RECORD	PCT. RANK	GAMES	SCHEDULE	OF SCHEDULE	RPI	RPI	RPI	RPI
DIV. I ONLY	12- 11	158	5- 5	346	306	259	259	30	30	
DIV. I NON-CONF.	5- 6	187	0- 0	256	189	196	196	30	30	

TOTALS	RPI 1-25	RPI 26-50	W-L RECORDS	RPI 51-100	RPI 101-999	RPI 201+				
12- 11	0- 1	0- 2	OVERALL	0- 1	12- 7	12- 6				
7- 2	0- 0	0- 0	HOME	0- 0	7- 2	7- 2				
5- 8	0- 0	0- 0	AWAY	0- 0	5- 0	5- 0				
0- 1	0- 1	0- 0	NEUTRAL	0- 0	0- 0	0- 0				
5- 6	0- 1	0- 2	NON-CONFERENCE	0- 1	5- 2	5- 1				
3- 0	0- 0	0- 0	HOME	0- 0	3- 0	3- 0				
2- 5	0- 0	0- 2	AWAY	0- 1	2- 2	2- 1				
0- 1	0- 1	0- 0	NEUTRAL	0- 0	0- 0	0- 0				
7- 5	0- 0	0- 0	CONFERENCE	0- 0	7- 5	7- 5				
4- 2	0- 0	0- 0	HOME	0- 0	4- 2	4- 2				
3- 3	0- 0	0- 0	AWAY	0- 0	3- 3	3- 3				
0- 0	0- 0	0- 0	NEUTRAL	0- 0	0- 0	0- 0				

RPI 1-25				RPI 26-50				RPI 51-100				RPI 101+ Team's RPI: 259			
RPI	S	Opponent	Score	RPI	S	Opponent	Score	RPI	S	Opponent	Score	RPI	S	Opponent	Score
19	N	Iowa	46 90	31	A	Syracuse	68 95	65	A	West Virginia	41 84	121	A	Colorado St.	44 60
				33	A	Dayton	52 88					211	A	N. C. A&T	60 67
												215	A	Norfolk St.	55 53
												249	H	Howard	61 68
												271	H	UMES	63 50
												286	A	Central Conn. St.	61 41
												288	H	Mt. St. Mary's	75 67
												299	A	Coppin St.	53 55
												302	H	FIU	62 51
												317	H	South Carolina St.	65 55
												318	A	Marshall	68 73
												333	H	Delaware St.	54 62
												334	A	N. C. Central	57 60
												339	H	NJIT	55 43
												340	A	Florida A&M	59 44
												340	H	Florida A&M	61 56
												341	A	Savannah St.	70 41
												341	H	Savannah St.	73 67
												344	A	UMass Lowell	65 59
LAST 12 Division I GAMES:															
340	A	Florida A&M	59 44	299	A	Coppin St.	53 55								
341	A	Savannah St.	70 41	334	A	N. C. Central	57 60								
249	H	Howard	61 68	211	A	N. C. A&T	60 67								
215	A	Norfolk St.	55 53	341	H	Savannah St.	73 67								
317	H	South Carolina St.	65 55	340	H	Florida A&M	61 56								
333	H	Delaware St.	54 62	271	H	UMES	63 50								

Non-Div I Games: Cheyney 123 53 Lincoln (PA) 60 41

Morgan St.

Loss,
Non-Conf, S Site,
H Home
A Away
N Neutral

Average RPI Win:	279	WON-LOST	WINNING	LAST 10	STRENGTH OF	OPP. STRENGTH	TEAM	ADJ.	CONF.	ADJ CONF.
Average RPI Loss:	216	RECORD	PCT. RANK	GAMES	SCHEDULE	OF SCHEDULE	RPI	RPI	RPI	RPI
DIV. I ONLY	8- 17	268	2- 8	285	330	288	288	29	29	
DIV. I NON-CONF.	3- 8	268	0- 0	221	251	258	258	29	29	

TOTALS	RPI 1-25	RPI 26-50	W-L RECORDS	RPI 51-100	RPI 101-999	RPI 201+				
8- 17	0- 2	0- 0	OVERALL	0- 0	8- 15	8- 12				
4- 6	0- 0	0- 0	HOME	0- 0	4- 6	4- 5				
4- 11	0- 0	0- 0	AWAY	0- 0	4- 0	4- 0				
0- 0	0- 0	0- 0	NEUTRAL	0- 0	0- 0	0- 0				
3- 8	0- 2	0- 0	NON-CONFERENCE	0- 0	3- 6	3- 5				
2- 1	0- 0	0- 0	HOME	0- 0	2- 1	2- 1				
1- 7	0- 2	0- 0	AWAY	0- 0	1- 5	1- 4				
0- 0	0- 0	0- 0	NEUTRAL	0- 0	0- 0	0- 0				
5- 9	0- 0	0- 0	CONFERENCE	0- 0	5- 9	5- 7				
2- 5	0- 0	0- 0	HOME	0- 0	2- 5	2- 4				
3- 4	0- 0	0- 0	AWAY	0- 0	3- 4	3- 3				
0- 0	0- 0	0- 0	NEUTRAL	0- 0	0- 0	0- 0				

RPI 1-25				RPI 26-50				RPI 51-100				RPI 101+ Team's RPI: 288			
RPI	S	Opponent	Score	RPI	S	Opponent	Score	RPI	S	Opponent	Score	RPI	S	Opponent	Score
2	A	Notre Dame	65 121									129	A	Saint Francis (PA)	88 92
20	A	Maryland	57 97									137	H	Robert Morris	68 77
												191	A	Lehigh	71 75
												217	H	Gardner-Webb	67 75
												219	A	Xavier	45 66
												246	H	Loyola Maryland	71 63
												257	A	Fairfield	65 76
												259	A	Morgan St.	67 75
												265	A	St. Francis Brooklyn	73 82
												265	H	St. Francis Brooklyn	56 75
												269	A	Fairleigh Dickinson	55 53
												269	H	Fairleigh Dickinson	55 52
												271	A	UMES	66 63
												273	A	Sacred Heart	44 56
												273	H	Sacred Heart	52 82
												275	H	Rider	82 78
												286	A	Central Conn. St.	68 56
												287	A	LIU Brooklyn	48 53
												287	H	LIU Brooklyn	59 61
												289	A	Bryant	68 63
												289	H	Bryant	64 67
												299	A	Coppin St.	54 68
												330	H	Wagner	79 56
LAST 12 Division I GAMES:															
289	H	Bryant	64 67	137	H	Robert Morris	68 77								
273	A	Sacred Heart	44 56	129	A	Saint Francis (PA)	88 92								
269	A	Fairleigh Dickinson	55 53	287	A	LIU Brooklyn	48 53								
265	H	St. Francis Brooklyn	56 75	265	A	St. Francis Brooklyn	73 82								
287	H	LIU Brooklyn	59 61	269	H	Fairleigh Dickinson	55 52								
330	H	Wagner	79 56	273	H	Sacred Heart	52 82								

Non-Div I Games:

Mt. St. Mary's

Average RPI Win:	294	WON-LOST	WINNING	LAST 10	STRENGTH OF	OPP. STRENGTH	TEAM	ADJ.	CONF.	ADJ CONF.
Average RPI Loss:	176	RECORD	PCT. RANK	GAMES	SCHEDULE	OF SCHEDULE	RPI	RPI	RPI	RPI
DIV. I ONLY	9- 17	256	4- 6	309	262	297	297	25	25	
DIV. I NON-CONF.	3- 7	254	0- 0	315	209	302	302	27	27	

TOTALS	RPI 1-25	RPI 26-50	W-L RECORDS	RPI 51-100	RPI 101-999	RPI 201+				
9- 17	0- 1	0- 0	OVERALL	0- 2	9- 14	9- 5				
6- 7	0- 0	0- 0	HOME	0- 0	6- 7	6- 1				
3- 10	0- 1	0- 0	AWAY	0- 2	3- 7	3- 4				
0- 0	0- 0	0- 0	NEUTRAL	0- 0	0- 0	0- 0				
3- 7	0- 1	0- 0	NON-CONFERENCE	0- 1	3- 5	3- 3				
2- 2	0- 0	0- 0	HOME	0- 0	2- 2	2- 0				
1- 5	0- 1	0- 0	AWAY	0- 1	1- 3	1- 3				
0- 0	0- 0	0- 0	NEUTRAL	0- 0	0- 0	0- 0				
6- 10	0- 0	0- 0	CONFERENCE	0- 1	6- 9	6- 2				
4- 5	0- 0	0- 0	HOME	0- 0	4- 5	4- 1				
2- 5	0- 0	0- 0	AWAY	0- 1	2- 4	2- 1				
0- 0	0- 0	0- 0	NEUTRAL	0- 0	0- 0	0- 0				

RPI 1-25				RPI 26-50				RPI 51-100				RPI 101+				Team's RPI: 297
RPI	S	Opponent	Score	RPI	S	Opponent	Score	RPI	S	Opponent	Score	RPI	S	Opponent	Score	
4	A	Louisville	51 115					68	A	Belmont	65 70	102	H	Butler	59 88	
								81	A	Alabama	47 68	125	H	ETSU	68 96	
												153	A	SIUE	68 77	
												153	H	SIUE	70 75	
												179	A	Jacksonville St.	65 97	
												179	H	Jacksonville St.	55 59	
												191	A	UT Martin	67 85	
												191	H	UT Martin	80 97	
												199	H	Morehead St.	80 82	
												222	A	Southeast Mo. St.	70 80	
												222	H	Southeast Mo. St.	74 85	
												226	A	UNCG	63 52	
												241	H	Northern Ky.	98 87	
												243	H	Austin Peay	91 65	
												258	A	Lipscomb	64 65	
												304	H	Eastern Ky.	75 68	
												308	A	Tennessee Tech	72 63	
												308	H	Tennessee Tech	80 73	
												314	A	Alabama A&M	54 71	
												328	A	Tennessee St.	85 73	
												338	H	Mississippi Val.	64 63	
												346	H	Eastern Ill.	72 61	
												349	A	Evansville	81 89	

LAST 12 Division I GAMES:																
308	H	Tennessee Tech	80 73	304	H	Eastern Ky.	75 68									
179	H	Jacksonville St.	55 59	199	H	Morehead St.	80 82									
153	A	SIUE	68 77	328	A	Tennessee St.	85 73									
243	H	Austin Peay	91 65	68	A	Belmont	65 70									
191	A	UT Martin	67 85	308	A	Tennessee Tech	72 63									
222	A	Southeast Mo. St.	70 80	179	A	Jacksonville St.	65 97									

Non-Div I Games: Bethel (TN) 81 76

Murray St.

Loss,
Non-Conf, S Site,
H Home
A Away
N Neutral

Average RPI Win: 293
Average RPI Loss: 100

WON-LOST
RECORD

WINNING
PCT. RANK

LAST 10
GAMES

STRENGTH OF
SCHEDULE

OPP. STRENGTH
OF SCHEDULE

TEAM
RPI

ADJ.
RPI

CONF.
RPI

ADJ CONF.
RPI

DIV. I ONLY	14- 8	97	9- 1	322	249	211	211	30	30
DIV. I NON-CONF.	3- 7	254	0- 0	184	72	270	270	30	30
TOTALS	RPI 1-25	RPI 26-50	W-L RECORDS	RPI 51-100	RPI 101-999	RPI 201+			
14- 8	0- 0	0- 1	OVERALL	0- 4	14- 3	14- 1			
9- 3	0- 0	0- 1	HOME	0- 1	9- 1	9- 1			
5- 3	0- 0	0- 0	AWAY	0- 1	5- 2	5- 0			
0- 2	0- 0	0- 0	NEUTRAL	0- 2	0- 0	0- 0			
3- 7	0- 0	0- 1	NON-CONFERENCE	0- 4	3- 2	3- 0			
3- 2	0- 0	0- 1	HOME	0- 1	3- 0	3- 0			
0- 3	0- 0	0- 0	AWAY	0- 1	0- 2	0- 0			
0- 2	0- 0	0- 0	NEUTRAL	0- 2	0- 0	0- 0			
11- 1	0- 0	0- 0	CONFERENCE	0- 0	11- 1	11- 1			
6- 1	0- 0	0- 0	HOME	0- 0	6- 1	6- 1			
5- 0	0- 0	0- 0	AWAY	0- 0	5- 0	5- 0			
0- 0	0- 0	0- 0	NEUTRAL	0- 0	0- 0	0- 0			

RPI S Opponent	Score	RPI S Opponent	Score	RPI S Opponent	Score	RPI S Opponent	Score	Team's RPI: 211
29 H Georgia	63 73	52 H El on	59 90	106 A Auburn	53 63	191 A UT Martin	63 76	
		62 N Duquesne	60 73	202 H Hampton	51 63	215 H Norfolk St.	53 51	
		72 N Harvard	60 64	249 A Howard	76 68	249 H Howard	91 53	
		86 A Ohio	65 72	259 H Morgan St.	67 60	271 A UMES	57 45	
				272 H Appal achian St.	81 56	299 H Coppin St.	64 63	
				307 H Western Caro.	68 59	317 A South Carolina St.	74 54	
				329 H Ga. Southern	60 49	333 A Delaware St.	66 48	
				333 H Delaware St.	75 55	334 H N. C. Central	67 54	
				341 A Savannah St.	69 44			
LAST 12 Division I GAMES:								
249 H Howard	91 53	334 H N. C. Central	67 54					
341 A Savannah St.	69 44	249 A Howard	76 68					
317 A South Carolina St.	74 54	271 A UMES	57 45					
202 H Hampton	51 63	299 H Coppin St.	64 63					
333 H Delaware St.	75 55	259 H Morgan St.	67 60					
215 H Norfolk St.	53 51	333 A Delaware St.	66 48					

Non-Div I Games: Saint Augustine's 94 42 St. Andrews 90 40

N. C. A&T

Average RPI Win:	314	WON-LOST	WINNING	LAST 10	STRENGTH OF	OPP. STRENGTH	TEAM	ADJ.	CONF.	ADJ CONF.
Average RPI Loss:	212	RECORD	PCT. RANK	GAMES	SCHEDULE	OF SCHEDULE	RPI	RPI	RPI	RPI
DIV. I ONLY	5- 19	312	3- 7	316	323	334	334	30	30	
DIV. I NON-CONF.	1- 11	331	0- 0	278	292	342	342	30	30	

TOTALS	RPI 1-25	RPI 26-50	W-L RECORDS	RPI 51-100	RPI 101-999	RPI 201+				
5- 19	0- 0	0- 1	OVERALL	0- 1	5- 17	5- 13				
4- 5	0- 0	0- 1	HOME	0- 0	4- 4	4- 4				
1- 14	0- 0	0- 0	AWAY	0- 1	1- 13	1- 9				
0- 0	0- 0	0- 0	NEUTRAL	0- 0	0- 0	0- 0				
1- 11	0- 0	0- 1	NON-CONFERENCE	0- 1	1- 9	1- 6				
1- 2	0- 0	0- 1	HOME	0- 0	1- 1	1- 1				
0- 9	0- 0	0- 0	AWAY	0- 1	0- 8	0- 5				
0- 0	0- 0	0- 0	NEUTRAL	0- 0	0- 0	0- 0				
4- 8	0- 0	0- 0	CONFERENCE	0- 0	4- 8	4- 7				
3- 3	0- 0	0- 0	HOME	0- 0	3- 3	3- 3				
1- 5	0- 0	0- 0	AWAY	0- 0	1- 5	1- 4				
0- 0	0- 0	0- 0	NEUTRAL	0- 0	0- 0	0- 0				

RPI	S	Opponent	Score	RPI	S	Opponent	Score	RPI	S	Opponent	Score	RPI	S	Opponent	Score
39	H	Oregon St.	44 97	52	A	Elon	50 78	111	A	Iowa St.	58 99	120	A	Bethune-Cookman	47 57
								121	A	Colorado St.	48 85	198	A	East Carolina	61 73
								202	H	Hampton	53 62	211	A	N. C. A&T	54 67
								215	H	Norfolk St.	60 75	249	A	Howard	54 69
								256	A	Coastal Caro.	65 68	259	H	Morgan St.	60 57
								260	A	UNCW	63 89	263	H	Campbell	51 58
								271	A	UMES	73 84	271	H	UMES	69 80
								274	A	Presbyterian	60 69	285	A	USC Upstate	61 66
								298	A	Wofford	56 77	299	H	Coppin St.	60 52
								333	A	Delaware St.	74 67	333	H	Delaware St.	76 60
								340	A	Florida A&M	81 84	340	H	Longwood	87 75
LAST 12 Division I GAMES:															
271	H	UMES	69 80	271	A	UMES	73 84								
120	A	Bethune-Cookman	47 57	249	A	Howard	54 69								
340	A	Florida A&M	81 84	259	H	Morgan St.	60 57								
333	H	Delaware St.	76 60	299	H	Coppin St.	60 52								
202	H	Hampton	53 62	215	H	Norfolk St.	60 75								
211	A	N. C. A&T	54 67	333	A	Delaware St.	74 67								

Non-Div I Games: Johnson & Wales (NC) 8 51

N. C. Central

RPI 1-25				RPI 26-50				RPI 51-100				RPI 101+			
RPI	S	Opponent	Score	RPI	S	Opponent	Score	RPI	S	Opponent	Score	RPI	S	Opponent	Score
4	H	Louisville	47 55	31	H	Syracuse	60 56	52	H	Elon	70 57	104	A	North Carolina	66 53
5	H	Florida St.	65 56	32	N	South Dakota St.	67 75	66	H	Georgia Tech	56 43	104	H	North Carolina	73 54
17	A	Duke	56 69	35	H	Virginia	63 73	76	A	Virginia Tech	68 51	113	H	Tulane	79 55
25	A	Rutgers	53 57	44	A	Miami (FL)	48 52	81	N	Alabama	68 49	115	H	Georgetown	63 49
								92	H	Jacksonville	64 44	125	H	ETSU	70 58
								97	A	Wake Forest	82 68	134	A	Vanderbilt	83 72
								97	H	Wake Forest	74 61	136	A	Clemson	62 41
												141	H	South Ala.	71 50
												178	H	Davidson	73 49
												194	H	Boston College	72 54
												223	H	UNC Asheville	87 55
												277	A	Old Dominion	73 56
LAST 12 Division I GAMES:															
				97	H	Wake Forest	74 61	97	A	Wake Forest	82 68				
				104	H	North Carolina	73 54	104	A	North Carolina	66 53				
				44	A	Miami (FL)	48 52	31	H	Syracuse	60 56				
				194	H	Boston College	72 54	66	H	Georgia Tech	56 43				
				5	H	Florida St.	65 56	17	A	Duke	56 69				
				136	A	Clemson	62 41	35	H	Virginia	63 73				

NC State

Average RPI Win:	275	WON-LOST	WINNING	LAST 10	STRENGTH OF	OPP. STRENGTH	TEAM	ADJ.	CONF.	ADJ CONF.
Average RPI Loss:	202	RECORD	PCT. RANK	GAMES	SCHEDULE	OF SCHEDULE	RPI	RPI	RPI	RPI
DIV. I ONLY	3- 23	333	2- 8	265	311	339	339	23	23	
DIV. I NON-CONF.	1- 13	336	0- 0	268	341	344	344	21	21	

TOTALS	RPI 1-25	RPI 26-50	W-L RECORDS	RPI 51-100	RPI 101-999	RPI 201+				
3- 23	0- 0	0- 1	OVERALL	0- 5	3- 17	3- 12				
2- 12	0- 0	0- 0	HOME	0- 3	2- 9	2- 8				
1- 11	0- 0	0- 1	AWAY	0- 2	1- 8	1- 4				
0- 0	0- 0	0- 0	NEUTRAL	0- 0	0- 0	0- 0				
1- 13	0- 0	0- 1	NON-CONFERENCE	0- 2	1- 10	1- 7				
1- 6	0- 0	0- 0	HOME	0- 1	1- 5	1- 5				
0- 7	0- 0	0- 1	AWAY	0- 1	0- 5	0- 2				
0- 0	0- 0	0- 0	NEUTRAL	0- 0	0- 0	0- 0				
2- 10	0- 0	0- 0	CONFERENCE	0- 3	2- 7	2- 5				
1- 6	0- 0	0- 0	HOME	0- 2	1- 4	1- 3				
1- 4	0- 0	0- 0	AWAY	0- 1	1- 3	1- 2				
0- 0	0- 0	0- 0	NEUTRAL	0- 0	0- 0	0- 0				

RPI 1-25				RPI 26-50				RPI 51-100				RPI 101+				Team's RPI: 339	
RPI	S	Opponent	Score	RPI	S	Opponent	Score	RPI	S	Opponent	Score	RPI	S	Opponent	Score		
				32	A	South Dakota St.	48 92										
								51	A	FGCU	66 90	150	A	Binghamton	36 67		
								51	H	FGCU	43 89	162	A	Army West Point	49 79		
								74	H	Penn	38 77	184	A	Stetson	55 73		
								90	A	Dartmouth	50 81	184	H	Stetson	53 72		
								92	H	Jacksonville	58 88	191	A	Lehigh	50 64		
												252	A	North Florida	66 62		
												252	H	North Florida	75 65		
												258	A	Lipscomb	58 66		
												258	H	Lipscomb	58 74		
												259	A	Morgan St.	43 55		
												264	H	Cornell	46 61		
												269	H	Fairleigh Dickinson	70 74		
												275	H	Rider	64 79		
												276	A	North Dakota St.	58 105		
												285	H	USC Upstate	57 95		
												287	H	LIU Brooklyn	49 67		
												301	A	Kennesaw St.	65 80		
												301	H	Kennesaw St.	58 61		
												322	H	Long Beach St.	73 57		
												348	H	Saint Peter's	52 59		
LAST 12 Division I GAMES:																	
				252	A	North Florida	66 62	258	H	Lipscomb	58 74						
				51	H	FGCU	43 89	252	H	North Florida	75 65						
				184	H	Stetson	53 72	92	H	Jacksonville	58 88						
				301	H	Kennesaw St.	58 61	184	A	Stetson	55 73						
				258	A	Lipscomb	58 66	51	A	FGCU	66 90						
				301	A	Kennesaw St.	65 80	285	H	USC Upstate	57 95						

Non-Div I Games: St. Joseph's (Brkn)106 42

NJIT

Average RPI Win: 234
Average RPI Loss: 115

Average RPI	Win: 234	WON-LOST	WINNING	LAST 10	STRENGTH OF	OPP. STRENGTH	TEAM	ADJ.	CONF.	ADJ CONF.
Average RPI	Loss: 115	RECORD	PCT. RANK	GAMES	SCHEDULE	OF SCHEDULE	RPI	RPI	RPI	RPI
DIV. I ONLY		21- 4	15	9- 1	278	211	77	77	15	15
DIV. I NON-CONF.		9- 1	19	0- 0	295	321	77	77	18	18

TOTALS	RPI 1-25		RPI 26-50		W-L RECORDS		RPI 51-100		RPI 101-999	RPI 201+
21- 4	0- 0		0- 0		OVERALL		0- 2		21- 2	14- 0
13- 0	0- 0		0- 0		HOME		0- 0		13- 0	10- 0
8- 4	0- 0		0- 0		AWAY		0- 2		8- 2	4- 0
0- 0	0- 0		0- 0		NEUTRAL		0- 0		0- 0	0- 0
9- 1	0- 0		0- 0		NON-CONFERENCE		0- 1		9- 0	7- 0
6- 0	0- 0		0- 0		HOME		0- 0		6- 0	6- 0
3- 1	0- 0		0- 0		AWAY		0- 1		3- 0	1- 0
0- 0	0- 0		0- 0		NEUTRAL		0- 0		0- 0	0- 0
12- 3	0- 0		0- 0		CONFERENCE		0- 1		12- 2	7- 0
7- 0	0- 0		0- 0		HOME		0- 0		7- 0	4- 0
5- 3	0- 0		0- 0		AWAY		0- 1		5- 2	3- 0
0- 0	0- 0		0- 0		NEUTRAL		0- 0		0- 0	0- 0

RPI 1-25				RPI 26-50				RPI 51-100				Team's RPI : 77				RPI 101+			
RPI	S	Opponent	Score	RPI	S	Opponent	Score	RPI	S	Opponent	Score	RPI	S	Opponent	Score	RPI	S	Opponent	Score
								56	A	American	41	46	123	A	Bucknel I	39	47		
								88	A	New Mexico	87	94	161	A	Marist	77	70		
												162	A	Army West Point	55	46			
												162	H	Army West Point	70	44			
												191	A	Lehigh	63	66			
												191	H	Lehigh	53	50			
												195	A	Boston U.	64	59			
												195	H	Boston U.	59	48			
												201	A	Richmond	76	56			
												215	H	Norfolk St.	70	51			
												228	A	Lafayette	59	43			
												228	H	Lafayette	65	59			
												245	A	Holy Cross	65	58			
												245	H	Holy Cross	62	54			
												246	H	Loyola Maryland	73	44			
												255	H	St. Bonaventure	86	48			
												268	A	Colgate	69	42			
												268	H	Colgate	70	54			
												275	H	Rider	63	44			
												276	H	North Dakota St.	67	54			
												287	A	LIU Brooklyn	79	47			
												303	H	Monmouth	73	49			
												306	H	Air Force	71	64			
LAST 12 Division I GAMES:																			
								195	H	Boston U.	59	48	123	A	Bucknel I	39	47		
								228	A	Lafayette	59	43	195	A	Boston U.	64	59		
								162	A	Army West Point	55	46	228	H	Lafayette	65	59		
								245	H	Holy Cross	62	54	162	H	Army West Point	70	44		
								268	A	Colgate	69	42	245	A	Holy Cross	65	58		
								191	H	Lehigh	53	50	268	H	Colgate	70	54		

Non-Div I Games:	Emory & Henry	88	57
------------------	---------------	----	----

Navy

■ Loss, ■ Non-Conf, S Site, H Home A Away N Neutral

Average RPI Win:	152	WON-LOST	WINNING	LAST 10	STRENGTH OF	OPP. STRENGTH	TEAM	ADJ.	CONF.	ADJ CONF.
Average RPI Loss:	53	RECORD	PCT. RANK	GAMES	SCHEDULE	OF SCHEDULE	RPI	RPI	RPI	RPI
DIV. I ONLY	19- 8	65	7- 3	86	30	64	64	3	3	
DIV. I NON-CONF.	9- 4	82	0- 0	249	56	140	140	4	4	

TOTALS	RPI 1-25	RPI 26-50	W-L RECORDS	RPI 51-100	RPI 101-999	RPI 201+				
19- 8	3- 3	2- 2	OVERALL	2- 2	12- 1	7- 0				
9- 6	1- 2	1- 2	HOME	0- 1	7- 1	4- 0				
9- 1	2- 0	1- 0	AWAY	2- 1	4- 0	2- 0				
1- 1	0- 1	0- 0	NEUTRAL	0- 0	1- 0	1- 0				
9- 4	0- 1	0- 1	NON-CONFERENCE	1- 1	8- 1	5- 0				
5- 3	0- 0	0- 1	HOME	0- 1	5- 1	3- 0				
3- 0	0- 0	0- 0	AWAY	1- 0	2- 0	1- 0				
1- 1	0- 1	0- 0	NEUTRAL	0- 0	1- 0	1- 0				
10- 4	3- 2	2- 1	CONFERENCE	1- 1	4- 0	2- 0				
4- 3	1- 2	1- 1	HOME	0- 0	2- 0	1- 0				
6- 1	2- 0	1- 0	AWAY	1- 1	2- 0	1- 0				
0- 0	0- 0	0- 0	NEUTRAL	0- 0	0- 0	0- 0				

RPI 1-25				RPI 26-50				RPI 51-100				Team's RPI: 64				RPI 101+			
RPI	S	Opponent	Score	RPI	S	Opponent	Score	RPI	S	Opponent	Score	RPI	S	Opponent	Score	RPI	S	Opponent	Score
7	H	Ohio St.	61 73	34	A	Minnesota	79 74	59	A	Michigan St.	79 69	112	H	Arkansas	80 69				
15	N	Buffalo	72 82	42	H	Creighton	49 64	60	A	Indiana	75 83	136	H	Clemson	66 67				
19	A	Iowa	92 74	43	H	Purdue	75 51	79	A	Drake	89 84	153	H	SIUE	62 53				
19	H	Iowa	74 65	47	H	Michigan	64 69	98	H	Washington St.	61 73	157	A	Kansas	66 49				
20	H	Maryland	57 64									182	H	Wisconsin	51 48				
25	A	Rutgers	52 42									190	A	Northwestern	69 59				
																221	A	Illinois	80 72
																221	H	Illinois	62 47
																237	H	Fla. Atlantic	86 69
																247	A	San Jose St.	81 55
																256	N	Coastal Caro.	55 47
																282	H	UMKC	80 60
																343	H	Ark. -Pine Bluff	73 52
LAST 12 Division I GAMES:																			
60	A	Indiana	75 83	43	H	Purdue	75 51												
59	A	Michigan St.	79 69	25	A	Rutgers	52 42												
182	H	Wisconsin	51 48	19	H	Iowa	74 65												
20	H	Maryland	57 64	47	H	Michigan	64 69												
221	H	Illinois	62 47	221	A	Illinois	80 72												
19	A	Iowa	92 74	190	A	Northwestern	69 59												

Average RPI Win: 226

Average RPI Loss: 127

WON-LOST
RECORDWINNING
PCT. RANKLAST 10
GAMESSTRENGTH OF
SCHEDULEOPP. STRENGTH
OF SCHEDULETEAM
RPIADJ.
RPICONF.
RPIADJ CONF.
RPIDIV. I ONLY
DIV. I NON-CONF.11- 13
6- 4204
1223- 7
0- 0158
146128
107208
139208
13916
1316
13

TOTALS

RPI 1-25

RPI 26-50

W-L RECORDS

RPI 51-100

RPI 101-999

RPI 201+

11- 13

0- 1

0- 1

OVERALL

0- 5

11- 6

8- 3

8- 5

0- 1

0- 0

HOME

0- 1

8- 3

6- 1

2- 7

0- 0

0- 0

AWAY

0- 4

2- 3

1- 2

1- 1

0- 0

0- 1

NEUTRAL

0- 0

1- 0

1- 0

6- 4

0- 1

0- 1

NON-CONFERENCE

0- 1

6- 1

5- 1

4- 2

0- 1

0- 0

HOME

0- 0

4- 1

3- 1

1- 1

0- 0

0- 0

AWAY

0- 1

1- 0

1- 0

1- 1

0- 0

0- 1

NEUTRAL

0- 0

1- 0

1- 0

5- 9

0- 0

0- 0

CONFERENCE

0- 4

5- 5

3- 2

4- 3

0- 0

0- 0

HOME

0- 1

4- 2

3- 0

1- 6

0- 0

0- 0

AWAY

0- 3

1- 3

0- 2

0- 0

0- 0

0- 0

NEUTRAL

0- 0

0- 0

0- 0

RPI 1-25

RPI 26-50

RPI 51-100

RPI 101+

Team's RPI: 208

RPI	S	Opponent	Score
1	H	UConn	57 88

RPI	S	Opponent	Score
39	N	Oregon St.	49 89

RPI	S	Opponent	Score
73	A	Wyoming	60 66
73	H	Wyoming	62 65
88	A	New Mexico	68 72
93	A	UNLV	75 77
95	A	Utah	61 87

RPI	S	Opponent	Score
121	H	Colorado St.	59 65
126	H	Portland St.	67 55
127	A	Fresno St.	55 68
127	H	Fresno St.	90 73
165	A	Boise St.	72 68
165	H	Boise St.	55 63
205	H	SMU	80 72
220	A	Seattle U	74 65
230	H	Pepperdine	72 77
234	N	Montana St.	67 53
244	A	San Diego St.	72 75
247	H	San Jose St.	91 63
279	H	Sacramento St.	95 68
283	H	Santa Clara	52 41
296	A	Utah St.	57 79
296	H	Utah St.	85 78
306	H	Air Force	70 60

LAST 12 Division I GAMES:

296	H	Utah St.	85 78	73	H	Wyoming	62 65
165	H	Boise St.	55 63	165	A	Boise St.	72 68
244	A	San Diego St.	72 75	247	H	San Jose St.	91 63
93	A	UNLV	75 77	296	A	Utah St.	57 79
121	H	Colorado St.	59 65	306	H	Air Force	70 60
127	A	Fresno St.	55 68	73	A	Wyoming	60 66

Non-Div I Games: Stanislaus St. 81 60

Nevada

Loss,
 Non-Conf,
 S Site,
 H Home
A Away
 N Neutral

Average RPI Win:	241	WON-LOST	WINNING	LAST 10	STRENGTH OF	OPP. STRENGTH	TEAM	ADJ.	CONF.	ADJ CONF.
Average RPI Loss:	161	RECORD	PCT. RANK	GAMES	SCHEDULE	OF SCHEDULE	RPI	RPI	RPI	RPI
DIV. I ONLY	16- 11	124	4- 6	293	218	182	182	20	20	
DIV. I NON-CONF.	8- 4	87	0- 0	335	213	188	188	24	24	

TOTALS	RPI 1-25	RPI 26-50	W-L RECORDS	RPI 51-100	RPI 101-999	RPI 201+				
16- 11	0- 0	0- 0	OVERALL	1- 4	15- 7	10- 3				
8- 4	0- 0	0- 0	HOME	1- 1	7- 3	4- 1				
7- 6	0- 0	0- 0	AWAY	0- 3	7- 3	5- 1				
1- 1	0- 0	0- 0	NEUTRAL	0- 0	1- 1	1- 1				
8- 4	0- 0	0- 0	NON-CONFERENCE	0- 1	8- 3	6- 2				
4- 0	0- 0	0- 0	HOME	0- 0	4- 0	2- 0				
3- 3	0- 0	0- 0	AWAY	0- 1	3- 2	3- 1				
1- 1	0- 0	0- 0	NEUTRAL	0- 0	1- 1	1- 1				
8- 7	0- 0	0- 0	CONFERENCE	1- 3	7- 4	4- 1				
4- 4	0- 0	0- 0	HOME	1- 1	3- 3	2- 1				
4- 3	0- 0	0- 0	AWAY	0- 2	4- 1	2- 0				
0- 0	0- 0	0- 0	NEUTRAL	0- 0	0- 0	0- 0				

RPI 1-25				RPI 26-50				RPI 51-100				RPI 101+				Team's RPI: 182
RPI	S	Opponent	Score	RPI	S	Opponent	Score	RPI	S	Opponent	Score	RPI	S	Opponent	Score	
								82	A	Maine	46 77	144	H	Northeastern	65 50	
								82	H	Maine	46 56	150	A	Binghamton	63 61	
								84	A	Albany (NY)	53 66	150	H	Binghamton	52 54	
								84	H	Albany (NY)	74 68	156	A	Hartford	49 85	
								90	A	Dartmouth	49 57	156	H	Hartford	76 58	
												186	A	Stony Brook	51 50	
												186	H	Stony Brook	56 62	
												194	A	Boston College	55 64	
												195	H	Boston U.	72 57	
												219	A	Xavier	66 71	
												235	N	La Salle	51 59	
												254	H	Manhattan	68 55	
												257	N	Fairfield	71 61	
												264	H	Cornell	48 45	
												273	A	Sacred Heart	74 47	
												289	A	Bryant	74 65	
												290	A	Vermont	52 49	
												290	H	Vermont	53 58	
												320	A	UMBC	51 46	
												320	H	UMBC	56 51	
												330	A	Wagner	65 53	
												344	H	UMass Lowell	66 45	

LAST 12 Division I GAMES:																
				186	H	Stony Brook	56 62	156	A	Hartford	49 85					
				156	H	Hartford	76 58	150	H	Binghamton	52 54					
				320	A	UMBC	51 46	82	H	Maine	46 56					
				82	A	Maine	46 77	186	A	Stony Brook	51 50					
				290	H	Vermont	53 58	290	A	Vermont	52 49					
				84	H	Albany (NY)	74 68	344	H	UMass Lowell	66 45					

Non-Div I Games: Colby-Sawyer 64 40

New Hampshire

■ Loss,
 ■ Non-Conf,
 ■ S Site,
 ■ Home
 ■ Away
 N Neutral

Average RPI Win:	192	WON-LOST	WINNING	LAST 10	STRENGTH OF	OPP. STRENGTH	TEAM	ADJ.	CONF.	ADJ CONF.
Average RPI Loss:	138	RECORD	PCT. RANK	GAMES	SCHEDULE	OF SCHEDULE	RPI	RPI	RPI	RPI
DIV. I ONLY	19- 7	54	5- 5	201	113	88	88	16	16	
DIV. I NON-CONF.	11- 1	13	0- 0	68	116	13	13	13	13	

TOTALS	RPI 1-25	RPI 26-50	W-L RECORDS	RPI 51-100	RPI 101-999	RPI 201+				
19- 7	0- 1	1- 0	OVERALL	1- 2	17- 4	10- 2				
15- 1	0- 0	1- 0	HOME	1- 1	13- 0	7- 0				
4- 6	0- 1	0- 0	AWAY	0- 1	4- 4	3- 2				
0- 0	0- 0	0- 0	NEUTRAL	0- 0	0- 0	0- 0				
11- 1	0- 1	1- 0	NON-CONFERENCE	1- 0	9- 0	4- 0				
9- 0	0- 0	1- 0	HOME	1- 0	7- 0	3- 0				
2- 1	0- 1	0- 0	AWAY	0- 0	2- 0	1- 0				
0- 0	0- 0	0- 0	NEUTRAL	0- 0	0- 0	0- 0				
8- 6	0- 0	0- 0	CONFERENCE	0- 2	8- 4	6- 2				
6- 1	0- 0	0- 0	HOME	0- 1	6- 0	4- 0				
2- 5	0- 0	0- 0	AWAY	0- 1	2- 4	2- 2				
0- 0	0- 0	0- 0	NEUTRAL	0- 0	0- 0	0- 0				

RPI 1-25				RPI 26-50				RPI 51-100				RPI 101+			
RPI	S	Opponent	Score	RPI	S	Opponent	Score	RPI	S	Opponent	Score	RPI	S	Opponent	Score
23	A	Oklahoma	63 105	30	H	Marquette	88 87	73	A	Wyoming	55 66	108	H	Lamar University	90 58
								77	H	Navy	94 87	110	H	Western Mich.	88 76
								93	H	UNLV	66 68	121	A	Colorado St.	71 74
												127	H	Fresno St.	88 75
												135	H	Wichita St.	76 62
												165	A	Boise St.	85 91
												165	H	Boise St.	100 83
												166	A	UTEP	59 35
												167	H	UC Irvine	83 61
												208	H	Nevada	72 68
												221	H	Illinois	97 68
												227	H	Texas Tech	90 56
												232	A	New Mexico St.	101 93
												232	H	New Mexico St.	86 75
												244	A	San Diego St.	89 97
												247	A	San Jose St.	86 95
												247	H	San Jose St.	92 62
												296	A	Utah St.	74 50
												296	H	Utah St.	80 47
												306	A	Air Force	88 59
												306	H	Air Force	57 49

LAST 12 Division I GAMES:															
296	A	Utah St.	74 50	244	A	San Diego St.	89 97								
306	H	Air Force	57 49	93	H	UNLV	66 68								
165	A	Boise St.	85 91	127	H	Fresno St.	88 75								
247	H	San Jose St.	92 62	73	A	Wyoming	55 66								
296	H	Utah St.	80 47	247	A	San Jose St.	86 95								
121	A	Colorado St.	71 74	165	H	Boise St.	100 83								

Non-Div I Games: Northern N.M. 107 66

New Mexico

Average RPI Win:	272	WON-LOST	WINNING	LAST 10	STRENGTH OF	OPP. STRENGTH	TEAM	ADJ.	CONF.	ADJ CONF.
Average RPI Loss:	178	RECORD	PCT. RANK	GAMES	SCHEDULE	OF SCHEDULE	RPI	RPI	RPI	RPI
DIV. I ONLY	12- 11	158	7- 3	279	331	232	232	31	31	
DIV. I NON-CONF.	4- 8	239	0- 0	244	231	264	264	31	31	

TOTALS	RPI 1-25	RPI 26-50	W-L RECORDS	RPI 51-100	RPI 101-999	RPI 201+				
12- 11	0- 0	0- 0	OVERALL	0- 2	12- 9	11- 5				
8- 3	0- 0	0- 0	HOME	0- 1	8- 2	7- 0				
4- 5	0- 0	0- 0	AWAY	0- 1	4- 4	4- 4				
0- 3	0- 0	0- 0	NEUTRAL	0- 0	0- 3	0- 1				
4- 8	0- 0	0- 0	NON-CONFERENCE	0- 2	4- 6	3- 2				
2- 3	0- 0	0- 0	HOME	0- 1	2- 2	1- 0				
2- 2	0- 0	0- 0	AWAY	0- 1	2- 1	2- 1				
0- 3	0- 0	0- 0	NEUTRAL	0- 0	0- 3	0- 1				
8- 3	0- 0	0- 0	CONFERENCE	0- 0	8- 3	8- 3				
6- 0	0- 0	0- 0	HOME	0- 0	6- 0	6- 0				
2- 3	0- 0	0- 0	AWAY	0- 0	2- 3	2- 3				
0- 0	0- 0	0- 0	NEUTRAL	0- 0	0- 0	0- 0				

RPI 1-25				RPI 26-50				RPI 51-100				RPI 101+ Team's RPI: 232					
RPI	S	Opponent	Score	RPI	S	Opponent	Score	RPI	S	Opponent	Score	RPI	S	Opponent	Score		
								88	A	New Mexico	75	86	110	H	Western Mi ch.	55	64
								88	H	New Mexico	93	101	112	N	Arkansas	60	69
													144	N	Northeastern	64	65
													166	H	UTEP	76	68
													189	H	UC Santa Barbara	47	77
													214	A	CSU Bakersfiel d	52	62
													214	H	CSU Bakersfiel d	56	48
													220	A	Seattle U	59	69
													220	H	Seattle U	64	53
													230	A	Pepperdine	86	64
													233	N	Texas Southern	50	66
													236	H	A&M-Corpus Christi	70	61
													278	A	Grand Canyon	34	50
													278	H	Grand Canyon	64	60
													280	A	Ari zona	44	83
													282	H	UMKC	70	62
													312	A	UTRGV	79	77
													322	A	Long Beach St.	72	63
													327	A	Utah Valley	82	72
													327	H	Utah Valley	59	51
													345	H	Chi cago St.	74	59

LAST 12 Division I GAMES:																	
				220	H	Seattle U	64	53	327	A	Utah Valley	82	72				
				327	H	Utah Valley	59	51	220	A	Seattle U	59	69				
				278	A	Grand Canyon	34	50	214	H	CSU Bakersfiel d	56	48				
				214	A	CSU Bakersfiel d	52	62	278	H	Grand Canyon	64	60				
				312	A	UTRGV	79	77	345	H	Chi cago St.	74	59				
				282	H	UMKC	70	62	189	H	UC Santa Barbara	47	77				

Non-Div I Games: Tex. Permian Basin 85 58 Western N.M. 89 60

New Mexico St.

Average RPI Win:	268	WON-LOST	WINNING	LAST 10	STRENGTH OF	OPP. STRENGTH	TEAM	ADJ.	CONF.	ADJ CONF.
Average RPI Loss:	152	RECORD	PCT. RANK	GAMES	SCHEDULE	OF SCHEDULE	RPI	RPI	RPI	RPI
DIV. I ONLY	12- 13	189	7- 3	250	266	224	224	26	26	
DIV. I NON-CONF.	3- 7	254	0- 0	83	176	205	205	25	25	

TOTALS	RPI 1-25	RPI 26-50	W-L RECORDS	RPI 51-100	RPI 101-999	RPI 201+				
12- 13	0- 1	0- 1	OVERALL	0- 1	12- 10	11- 4				
8- 4	0- 0	0- 0	HOME	0- 1	8- 3	8- 1				
4- 9	0- 0	0- 0	AWAY	0- 0	4- 2	3- 1				
0- 0	0- 0	0- 0	NEUTRAL	0- 0	0- 0	0- 0				
3- 7	0- 1	0- 1	NON-CONFERENCE	0- 1	3- 4	3- 0				
2- 2	0- 0	0- 0	HOME	0- 1	2- 1	2- 0				
1- 5	0- 1	0- 1	AWAY	0- 0	1- 3	1- 0				
0- 0	0- 0	0- 0	NEUTRAL	0- 0	0- 0	0- 0				
9- 6	0- 0	0- 0	CONFERENCE	0- 0	9- 6	8- 4				
6- 2	0- 0	0- 0	HOME	0- 0	6- 2	6- 1				
3- 4	0- 0	0- 0	AWAY	0- 0	3- 4	2- 3				
0- 0	0- 0	0- 0	NEUTRAL	0- 0	0- 0	0- 0				

RPI 1-25				RPI 26-50				RPI 51-100				RPI 101+ Team's RPI: 224			
RPI	S	Opponent	Score	RPI	S	Opponent	Score	RPI	S	Opponent	Score	RPI	S	Opponent	Score
13	A	Missouri	45 81	44	A	Miami (FL)	46 76	57	H	Houston	66 78	108	A	Lamar University	77 100
												113	A	Tulane	56 79
												119	A	Central Ark.	52 48
												124	H	SFA	67 74
												141	A	South Ala.	45 67
												175	A	Louisiana	57 66
												179	H	Jacksonville St.	54 59
												206	H	CSUN	76 73
												225	A	Abilene Christian	70 80
												233	H	Texas Southern	72 69
												236	A	A&M-Corpus Christi	68 75
												236	H	A&M-Corpus Christi	66 49
												242	H	Nicholls St.	61 62
												266	A	McNeese	77 64
												266	H	McNeese	84 62
												291	H	Southeastern La.	82 73
												309	A	Incarnate Word	72 45
												309	H	Incarnate Word	52 50
												323	A	Northwestern St.	47 52
												323	H	Northwestern St.	81 63
												325	H	Houston Baptist	70 52
												336	A	La.-Monroe	89 51
LAST 12 Division I GAMES:															
266	H	McNeese	84 62	323	H	Northwestern St.	81 63								
291	H	Southeastern La.	82 73	309	H	Incarnate Word	52 50								
236	A	A&M-Corpus Christi	68 75	119	A	Central Ark.	52 48								
242	H	Nicholls St.	61 62	236	H	A&M-Corpus Christi	66 49								
323	A	Northwestern St.	47 52	124	H	SFA	67 74								
309	A	Incarnate Word	72 45	266	A	McNeese	77 64								

Non-Div I Games: Xavier (LA) 85 50

New Orleans

■ Loss,
 ■ Non-Conf,
 ■ S Site,
 ■ Home
 ■ A Away
 N Neutral

Average RPI Win:	245	WON-LOST	WINNING	LAST 10	STRENGTH OF	OPP. STRENGTH	TEAM	ADJ.	CONF.	ADJ CONF.
Average RPI Loss:	174	RECORD	PCT. RANK	GAMES	SCHEDULE	OF SCHEDULE	RPI	RPI	RPI	RPI
DIV. I ONLY	11- 16	227	4- 6	206	269	238	238	28	28	
DIV. I NON-CONF.	3- 8	268	0- 0	77	139	209	209	26	26	

TOTALS	RPI 1-25	RPI 26-50	W-L RECORDS	RPI 51-100	RPI 101-999	RPI 201+				
11- 16	1- 1	0- 2	OVERALL	0- 1	10- 12	7- 7				
7- 5	1- 0	0- 1	HOME	0- 1	6- 3	5- 0				
3- 10	0- 1	0- 1	AWAY	0- 0	3- 8	2- 7				
1- 1	0- 0	0- 0	NEUTRAL	0- 0	1- 1	0- 0				
3- 8	1- 1	0- 0	NON-CONFERENCE	0- 1	2- 6	1- 2				
1- 3	1- 0	0- 0	HOME	0- 1	0- 2	0- 0				
1- 4	0- 1	0- 0	AWAY	0- 0	1- 3	1- 2				
1- 1	0- 0	0- 0	NEUTRAL	0- 0	1- 1	0- 0				
8- 8	0- 0	0- 2	CONFERENCE	0- 0	8- 6	6- 5				
6- 2	0- 0	0- 1	HOME	0- 0	6- 1	5- 0				
2- 6	0- 0	0- 1	AWAY	0- 0	2- 5	1- 5				
0- 0	0- 0	0- 0	NEUTRAL	0- 0	0- 0	0- 0				

RPI 1-25				RPI 26-50				RPI 51-100				RPI 101+				Team's RPI: 238
RPI	S	Opponent	Score	RPI	S	Opponent	Score	RPI	S	Opponent	Score	RPI	S	Opponent	Score	
15	H	Buffalo	75 62	45	A	Quinnipiac	61 77	53	H	Drexel	65 66	118	H	Cleveland St.	61 70	
20	A	Maryland	65 92	45	H	Quinnipiac	55 84					151	H	Saint Joseph's	69 93	
												156	A	Hartford	65 83	
												161	H	Marist	78 84	
												164	N	Louisiana Tech	73 67	
												175	N	Louisiana	52 68	
												193	A	Siena	73 68	
												193	H	Siena	65 50	
												218	A	Oakland	59 67	
												254	A	Manhattan	64 82	
												254	H	Manhattan	65 64	
												255	A	St. Bonaventure	58 76	
												257	A	Fairfield	53 59	
												268	A	Colgate	81 44	
												275	A	Rider	58 65	
												275	H	Rider	69 61	
												292	A	Canisius	60 64	
												303	A	Monmouth	63 65	
												303	H	Monmouth	68 65	
												337	H	Iona	73 59	
												348	A	Saint Peter's	87 52	
												348	H	Saint Peter's	64 54	

LAST 12 Division I GAMES:																
303	H	Monmouth	68 65	45	H	Quinnipiac	55 84	161	H	Marist	78 84					
275	H	Rider	69 61	348	A	Saint Peter's	87 52	275	A	Rider	58 65					
303	A	Monmouth	63 65	193	H	Siena	65 50	254	H	Manhattan	65 64					
254	A	Manhattan	64 82													
348	H	Saint Peter's	64 54													
292	A	Canisius	60 64													

Non-Div I Games:

Niagara

Average RPI Win:	297	WON-LOST	WINNING	LAST 10	STRENGTH OF	OPP. STRENGTH	TEAM	ADJ.	CONF.	ADJ CONF.
Average RPI Loss:	155	RECORD	PCT. RANK	GAMES	SCHEDULE	OF SCHEDULE	RPI	RPI	RPI	RPI
DIV. I ONLY	9- 13	226	5- 5	269	294	242	242	26	26	
DIV. I NON-CONF.	2- 6	280	0- 0	143	236	228	228	25	25	

TOTALS	RPI 1-25	RPI 26-50	W-L RECORDS	RPI 51-100	RPI 101-999	RPI 201+				
9- 13	0- 1	0- 1	OVERALL	0- 1	9- 10	9- 5				
2- 6	0- 1	0- 0	HOME	0- 1	2- 4	2- 1				
7- 6	0- 0	0- 1	AWAY	0- 0	7- 5	7- 3				
0- 1	0- 0	0- 0	NEUTRAL	0- 0	0- 1	0- 1				
2- 6	0- 1	0- 1	NON-CONFERENCE	0- 1	2- 3	2- 2				
0- 2	0- 1	0- 0	HOME	0- 1	0- 0	0- 0				
2- 3	0- 0	0- 1	AWAY	0- 0	2- 2	2- 1				
0- 1	0- 0	0- 0	NEUTRAL	0- 0	0- 1	0- 1				
7- 7	0- 0	0- 0	CONFERENCE	0- 0	7- 7	7- 3				
2- 4	0- 0	0- 0	HOME	0- 0	2- 4	2- 1				
5- 3	0- 0	0- 0	AWAY	0- 0	5- 3	5- 2				
0- 0	0- 0	0- 0	NEUTRAL	0- 0	0- 0	0- 0				

RPI 1-25				RPI 26-50				RPI 51-100				RPI 101+ Team's RPI: 242			
RPI	S	Opponent	Score	RPI	S	Opponent	Score	RPI	S	Opponent	Score	RPI	S	Opponent	Score
6	H	Baylor	43 85	26	A	LSU	50 65	92	H	Jacksonville	61 69	108	H	Lamar University	61 76
												111	A	Iowa St.	47 75
												119	A	Central Ark.	42 60
												119	H	Central Ark.	48 69
												124	H	SFA	73 86
												205	A	SMU	61 68
												224	A	New Orleans	62 61
												225	H	Abilene Christian	81 60
												236	A	A&M-Corpus Christi	55 76
												266	A	McNeese	61 54
												270	N	Bradley	65 75
												291	H	Southeastern La.	57 66
												309	A	Incarinate Word	62 64
												310	A	Jackson St.	90 64
												323	A	Northwestern St.	79 63
												325	A	Houston Baptist	73 61
												325	H	Houston Baptist	63 45
												335	A	Sam Houston St.	70 65
												338	A	Mississippi Val.	62 57
LAST 12 Division I GAMES:															
119	A	Central Ark.	42 60	108	H	Lamar University	61 76								
335	A	Sam Houston St.	70 65	236	A	A&M-Corpus Christi	55 76								
325	H	Houston Baptist	63 45	119	H	Central Ark.	48 69								
225	H	Abilene Christian	81 60	266	A	McNeese	61 54								
224	A	New Orleans	62 61	325	A	Houston Baptist	73 61								
291	H	Southeastern La.	57 66	124	H	SFA	73 86								

Non-Div I Games: Spring Hill 78 70 Evangel 72 55 Southern-N. O. 83 45

Nicholls St.

Average RPI Win:	287	WON-LOST	WINNING	LAST 10	STRENGTH OF	OPP. STRENGTH	TEAM	ADJ.	CONF.	ADJ CONF.
Average RPI Loss:	183	RECORD	PCT. RANK	GAMES	SCHEDULE	OF SCHEDULE	RPI	RPI	RPI	RPI
DIV. I ONLY	15- 9	103	6- 4	326	344	215	215	30	30	
DIV. I NON-CONF.	7- 5	132	0- 0	285	332	199	199	30	30	

TOTALS	RPI 1-25	RPI 26-50	W-L RECORDS	RPI 51-100	RPI 101-999	RPI 201+				
15- 9	0- 0	0- 0	OVERALL	0- 1	15- 8	14- 4				
6- 4	0- 0	0- 0	HOME	0- 0	6- 4	6- 2				
8- 4	0- 0	0- 0	AWAY	0- 1	8- 3	7- 1				
1- 1	0- 0	0- 0	NEUTRAL	0- 0	1- 1	1- 1				
7- 5	0- 0	0- 0	NON-CONFERENCE	0- 1	7- 4	6- 2				
2- 2	0- 0	0- 0	HOME	0- 0	2- 2	2- 1				
4- 2	0- 0	0- 0	AWAY	0- 1	4- 1	3- 0				
1- 1	0- 0	0- 0	NEUTRAL	0- 0	1- 1	1- 1				
8- 4	0- 0	0- 0	CONFERENCE	0- 0	8- 4	8- 2				
4- 2	0- 0	0- 0	HOME	0- 0	4- 2	4- 1				
4- 2	0- 0	0- 0	AWAY	0- 0	4- 2	4- 1				
0- 0	0- 0	0- 0	NEUTRAL	0- 0	0- 0	0- 0				

RPI 1-25				RPI 26-50				RPI 51-100				RPI 101+				Team's RPI: 215	
RPI	S	Opponent	Score	RPI	S	Opponent	Score	RPI	S	Opponent	Score	RPI	S	Opponent	Score		
								77	A	Navy	51	70	120	A	Bethune-Cookman	45	60
												120	H	Bethune-Cookman	51	58	
												152	A	William & Mary	80	74	
												198	A	East Carolina	46	51	
												200	H	High Point	56	59	
												202	A	Hampton	63	48	
												211	A	N. C. A&T	51	53	
												213	N	Bowling Green	50	59	
												226	H	UNCG	64	63	
												246	H	Loyola Maryland	58	61	
												259	H	Morgan St.	53	55	
												263	A	Campbell	53	27	
												265	N	St. Francis Brooklyn	52	51	
												267	H	Towson	86	76	
												284	A	VCU	66	52	
												299	H	Coppin St.	71	57	
												317	A	South Carolina St.	71	67	
												333	H	Delaware St.	72	50	
												334	A	N. C. Central	75	60	
												340	H	Florida A&M	70	49	
												341	A	Savannah St.	78	58	
												341	H	Savannah St.	83	51	
												347	A	Longwood	64	45	
LAST 12 Division I GAMES:																	
341	H	Savannah St.	83	51	340	H	Florida A&M	70	49								
333	H	Delaware St.	72	50	120	H	Bethune-Cookman	51	58								
202	A	Hampton	63	48	341	A	Savannah St.	78	58								
120	A	Bethune-Cookman	45	60	317	A	South Carolina St.	71	67								
259	H	Morgan St.	53	55	334	A	N. C. Central	75	60								
211	A	N. C. A&T	51	53	299	H	Coppin St.	71	57								

Non-Div I Games:

Norfolk St.

Average RPI	Win:	165	WON-LOST	WINNING	LAST 10	STRENGTH OF	OPP. STRENGTH	TEAM	ADJ.	CONF.	ADJ CONF.
Average RPI	Loss:	67	RECORD	PCT. RANK	GAMES	SCHEDULE	OF SCHEDULE	RPI	RPI	RPI	RPI
DIV. I ONLY		14- 13	171	2- 8	32	67	104	104	1	1	
DIV. I NON-CONF.		10- 3	52	0- 0	116	282	107	107	1	1	

TOTALS	RPI 1-25		RPI 26-50		W-L RECORDS		RPI 51-100		RPI 101-999		RPI 201+
14- 13	1- 5		1- 2		OVERALL		1- 3		11- 3		4- 1
11- 7	1- 2		1- 1		HOME		0- 2		9- 2		3- 1
1- 6	0- 3		0- 1		AWAY		1- 1		0- 1		0- 0
2- 0	0- 0		0- 0		NEUTRAL		0- 0		2- 0		1- 0
10- 3	0- 0		1- 0		NON-CONFERENCE		0- 1		9- 2		4- 1
8- 3	0- 0		1- 0		HOME		0- 1		7- 2		3- 1
0- 0	0- 0		0- 0		AWAY		0- 0		0- 0		0- 0
2- 0	0- 0		0- 0		NEUTRAL		0- 0		2- 0		1- 0
4- 10	1- 5		0- 2		CONFERENCE		1- 2		2- 1		0- 0
3- 4	1- 2		0- 1		HOME		0- 1		2- 0		0- 0
1- 6	0- 3		0- 1		AWAY		1- 1		0- 1		0- 0
0- 0	0- 0		0- 0		NEUTRAL		0- 0		0- 0		0- 0

RPI 1-25				RPI 26-50				RPI 51-100				RPI 101+ Team's RPI: 104			
RPI	S	Opponent	Score	RPI	S	Opponent	Score	RPI	S	Opponent	Score	RPI	S	Opponent	Score
2	A	Notre Dame	62 94	34	H	Minnesota	88 83	61	H	Mercer	86 97	136	H	Clemson	59 52
4	H	Louisville	57 67	35	A	Virginia	70 82	66	A	Georgia Tech	61 79	141	H	South Ala.	84 85
5	A	Florida St.	65 103	44	H	Miami (FL)	72 92	76	H	Virginia Tech	74 90	146	H	Colorado	87 80
17	H	Duke	92 86					97	A	Wake Forest	79 76	149	H	Radford	79 46
18	A	NC State	54 73									156	H	Hartford	90 70
18	H	NC State	53 66									170	H	Pittsburgh	68 67
												176	H	Furman	84 56
												185	N	Washington	90 78
												194	A	Boston College	64 77
												202	H	Hampton	66 70
												231	N	Grambling	79 63
												260	H	UNCW	86 60
												272	H	Appalachian St.	56 43
												274	H	Presbyterian	91 56
LAST 12 Division I GAMES:															
4	H	Louisville	57 67	35	A	Virginia	70 82	17	H	Duke	92 86				
66	A	Georgia Tech	61 79	18	H	NC State	53 66	97	A	Wake Forest	79 76				
18	A	NC State	54 73	72	H	Miami (FL)	72 92	136	H	Clemson	59 52				
76	H	Virginia Tech	74 90	2	A	Notre Dame	62 94	170	H	Pittsburgh	68 67				

Non-Div I Games:

North Carolina

Average RPI Win:	204	WON-LOST	WINNING	LAST 10	STRENGTH OF	OPP. STRENGTH	TEAM	ADJ.	CONF.	ADJ CONF.
Average RPI Loss:	148	RECORD	PCT. RANK	GAMES	SCHEDULE	OF SCHEDULE	RPI	RPI	RPI	RPI
DIV. I ONLY	10- 14	224	4- 6	87	258	174	174	19	19	
DIV. I NON-CONF.	5- 4	146	0- 0	22	195	46	46	15	15	

TOTALS	RPI 1-25	RPI 26-50	W-L RECORDS	RPI 51-100	RPI 101-999	RPI 201+				
10- 14	0- 1	1- 2	OVERALL	0- 1	9- 10	5- 4				
7- 3	0- 0	1- 0	HOME	0- 0	6- 3	3- 1				
2- 11	0- 1	0- 2	AWAY	0- 1	2- 7	2- 3				
1- 0	0- 0	0- 0	NEUTRAL	0- 0	1- 0	0- 0				
5- 4	0- 1	0- 2	NON-CONFERENCE	0- 1	5- 0	3- 0				
3- 0	0- 0	0- 0	HOME	0- 0	3- 0	2- 0				
1- 4	0- 1	0- 2	AWAY	0- 1	1- 0	1- 0				
1- 0	0- 0	0- 0	NEUTRAL	0- 0	1- 0	0- 0				
5- 10	0- 0	1- 0	CONFERENCE	0- 0	4- 10	2- 4				
4- 3	0- 0	1- 0	HOME	0- 0	3- 3	1- 1				
1- 7	0- 0	0- 0	AWAY	0- 0	1- 7	1- 3				
0- 0	0- 0	0- 0	NEUTRAL	0- 0	0- 0	0- 0				

RPI 1-25				RPI 26-50				RPI 51-100				RPI 101+ Team's RPI: 174			
RPI	S	Opponent	Score	RPI	S	Opponent	Score	RPI	S	Opponent	Score	RPI	S	Opponent	Score
6	A	Baylor	43 105	32	A	South Dakota St.	52 66	67	A	South Dakota	71 76	108	N	Lamar University	73 70
				38	H	Northern Colo.	78 70					130	A	Idaho	75 80
				39	A	Oregon St.	55 65					130	H	Idaho	64 78
												143	A	Idaho St.	46 57
												143	H	Idaho St.	55 68
												147	H	UNI	80 72
												169	A	Weber St.	69 80
												169	H	Weber St.	80 67
												173	A	Eastern Wash.	70 74
												173	H	Eastern Wash.	81 79
												234	A	Montana St.	56 72
												234	H	Montana St.	79 70
												248	A	Montana	51 53
												248	H	Montana	43 54
												276	H	North Dakota St.	79 68
												281	H	Massachusetts	82 52
												294	A	UTSA	60 47
												313	A	Northern Ariz.	59 79
												321	A	Southern Utah	68 53

LAST 12 Division I GAMES:															
313	A	Northern Ariz.	59 79	130	H	Idaho	64 78								
321	A	Southern Utah	68 53	173	H	Eastern Wash.	81 79								
143	H	Idaho St.	55 68	38	H	Northern Colo.	78 70								
169	H	Weber St.	80 67	169	A	Weber St.	69 80								
248	A	Montana	51 53	143	A	Idaho St.	46 57								
234	A	Montana St.	56 72	234	H	Montana St.	79 70								

Non-Div I Games: Mayville St. 82 54 Southwest Minn. St. 85 62

North Dakota

Average RPI Win: 317

Average RPI Loss: 139

WON-LOST
RECORDWINNING
PCT. RANKLAST 10
GAMESSTRENGTH OF
SCHEDULEOPP. STRENGTH
OF SCHEDULETEAM
RPIADJ.
RPICONF.
RPIADJ CONF.
RPIDIV. I ONLY
DIV. I NON-CONF.6- 17
4- 7294
2262- 8
0- 0177
280231
318276
272276
27213
1613
16

TOTALS

RPI 1-25

RPI 26-50

W-L RECORDS

RPI 51-100

RPI 101-999

RPI 201+

6- 17

0- 0

0- 2

OVERALL

0- 3

6- 12

6- 2

3- 6

0- 0

0- 1

HOME

0- 1

3- 4

3- 1

2- 10

0- 0

0- 1

AWAY

0- 2

2- 7

2- 1

1- 1

0- 0

0- 0

NEUTRAL

0- 0

1- 1

1- 0

4- 7

0- 0

0- 0

NON-CONFERENCE

0- 1

4- 6

4- 1

2- 2

0- 0

0- 0

HOME

0- 0

2- 2

2- 1

1- 4

0- 0

0- 0

AWAY

0- 1

1- 3

1- 0

1- 1

0- 0

0- 0

NEUTRAL

0- 0

1- 1

1- 0

2- 10

0- 0

0- 2

CONFERENCE

0- 2

2- 6

2- 1

1- 4

0- 0

0- 1

HOME

0- 1

1- 2

1- 0

1- 6

0- 0

0- 1

AWAY

0- 1

1- 4

1- 1

0- 0

0- 0

0- 0

NEUTRAL

0- 0

0- 0

0- 0

RPI 1-25

RPI 26-50

RPI 51-100

RPI 101+

Team's RPI: 276

RPI S Opponent Score

RPI S Opponent Score

RPI S Opponent Score

RPI S Opponent Score

32 A South Dakota St. 63 83

32 H South Dakota St. 64 85

67 A South Dakota 54 80

67 H South Dakota 67 82

77 A Navy 54 67

107 A Milwaukee 38 74

109 A Western Ill. 72 97

119 N Central Ark. 45 68

146 A Colorado 59 108

158 H Cal Poly 69 73

171 A Denver 79 98

171 H Denver 73 78

174 A North Dakota 68 79

187 A Oral Roberts 48 71

187 H Oral Roberts 57 64

240 A Omaha 67 80

281 H Massachusetts 82 70

302 A FIU 71 68

312 H UTRGV 79 82

320 N UMBC 67 53

331 A Fort Wayne 66 52

331 H Fort Wayne 72 56

339 H NJIT 105 58

LAST 12 Division I GAMES:

331 A Fort Wayne 66 52

171 H Denver 73 78

187 H Oral Roberts 57 64

67 A South Dakota 54 80

32 H South Dakota St. 64 85

109 A Western Ill. 72 97

240 A Omaha 67 80

331 H Fort Wayne 72 56

171 A Denver 79 98

187 A Oral Roberts 48 71

32 A South Dakota St. 63 83

67 H South Dakota 67 82

Non-Div I Games:

Valley City St.

67 58

Mayville St.

87 43

Dakota St.

97 42

North Dakota St.

Loss, Non-Conf, S Site, H Home A Away N Neutral

Average RPI Win: 230
Average RPI Loss: 184

WON-LOST
RECORD

WINNING
PCT. RANK

LAST 10
GAMES

STRENGTH OF
SCHEDULE

OPP. STRENGTH
OF SCHEDULE

TEAM
RPI

ADJ.
RPI

CONF.
RPI

ADJ CONF.
RPI

DIV. I ONLY	8- 16	259	3- 7	223	238	252	252	23	23
DIV. I NON-CONF.	4- 8	239	0- 0	149	212	204	204	21	21

TOTALS	RPI 1-25	RPI 26-50	W-L RECORDS	RPI 51-100	RPI 101-999	RPI 201+			
8- 16	0- 1	0- 2	OVERALL	1- 3	7- 10	5- 8			
4- 5	0- 0	0- 0	HOME	1- 1	3- 4	2- 3			
4- 10	0- 1	0- 2	AWAY	0- 2	4- 5	3- 4			
0- 1	0- 0	0- 0	NEUTRAL	0- 0	0- 1	0- 1			
4- 8	0- 1	0- 2	NON-CONFERENCE	0- 1	4- 4	2- 4			
2- 1	0- 0	0- 0	HOME	0- 0	2- 1	1- 1			
2- 6	0- 1	0- 2	AWAY	0- 1	2- 2	1- 2			
0- 1	0- 0	0- 0	NEUTRAL	0- 0	0- 1	0- 1			
4- 8	0- 0	0- 0	CONFERENCE	1- 2	3- 6	3- 4			
2- 4	0- 0	0- 0	HOME	1- 1	1- 3	1- 2			
2- 4	0- 0	0- 0	AWAY	0- 1	2- 3	2- 2			
0- 0	0- 0	0- 0	NEUTRAL	0- 0	0- 0	0- 0			

RPI 1-25				RPI 26-50				RPI 51-100				RPI 101+				Team's RPI: 252
RPI	S	Opponent	Score	RPI	S	Opponent	Score	RPI	S	Opponent	Score	RPI	S	Opponent	Score	
5	A	Florida St.	51 109	29	A	Georgia	37 75	51	A	FGCU	52 67	120	H	Bethune-Cookman	70 63	
				47	A	Michigan	34 79	51	H	FGCU	75 73	184	A	Stetson	55 68	
								65	A	West Virginia	59 87	184	H	Stetson	51 68	
								92	H	Jacksonville	48 66	199	A	Morehead St.	61 56	
												237	A	Fla. Atlantic	75 83	
												241	H	Northern Ky.	58 50	
												251	H	Col. of Charleston	69 73	
												258	A	Lipscomb	57 78	
												258	H	Lipscomb	69 73	
												285	A	USC Upstate	65 61	
												298	A	Wofford	57 69	
												301	A	Kennesaw St.	68 44	
												301	H	Kennesaw St.	77 72	
												303	N	Monmouth	57 67	
												339	A	NJIT	65 75	
												339	H	NJIT	62 66	
												340	A	Florida A&M	77 68	

LAST 12 Division I GAMES:																
339	H	NJIT	62 66	184	A	Stetson	55 68									
301	A	Kennesaw St.	68 44	339	A	NJIT	65 75									
258	A	Lipscomb	57 78	285	A	USC Upstate	65 61									
51	A	FGCU	52 67	258	H	Lipscomb	69 73									
184	H	Stetson	51 68	301	H	Kennesaw St.	77 72									
51	H	FGCU	75 73	92	H	Jacksonville	48 66									

Non-Div I Games:

Warner

74 38

Edward Waters

73 47

Webber Int'l

81 53

North Florida

Loss, Non-Conf, S Site, H Home A Away N Neutral

Average RPI Win:	245	WON-LOST	WINNING	LAST 10	STRENGTH OF	OPP. STRENGTH	TEAM	ADJ.	CONF.	ADJ CONF.
Average RPI Loss:	144	RECORD	PCT. RANK	GAMES	SCHEDULE	OF SCHEDULE	RPI	RPI	RPI	RPI
DIV. I ONLY	11- 10	156	5- 5	290	152	216	216	18	18	
DIV. I NON-CONF.	6- 3	87	0- 0	345	96	235	235	19	19	
<hr/>										
TOTALS	RPI 1-25	RPI 26-50	W-L RECORDS	RPI 51-100	RPI 101-999	RPI 201+				
11- 10	0- 0	0- 1	OVERALL	0- 4	11- 5	9- 2				
6- 4	0- 0	0- 1	HOME	0- 2	6- 1	4- 0				
3- 6	0- 0	0- 0	AWAY	0- 2	3- 4	3- 2				
2- 0	0- 0	0- 0	NEUTRAL	0- 0	2- 0	2- 0				
6- 3	0- 0	0- 0	NON-CONFERENCE	0- 2	6- 1	5- 1				
3- 1	0- 0	0- 0	HOME	0- 1	3- 0	2- 0				
1- 2	0- 0	0- 0	AWAY	0- 1	1- 1	1- 1				
2- 0	0- 0	0- 0	NEUTRAL	0- 0	2- 0	2- 0				
5- 7	0- 0	0- 1	CONFERENCE	0- 2	5- 4	4- 1				
3- 3	0- 0	0- 1	HOME	0- 1	3- 1	2- 0				
2- 4	0- 0	0- 0	AWAY	0- 1	2- 3	2- 1				
0- 0	0- 0	0- 0	NEUTRAL	0- 0	0- 0	0- 0				

RPI 1-25				RPI 26-50				RPI 51-100				RPI 101+				Team's RPI: 216	
RPI	S	Opponent	Score	RPI	S	Opponent	Score	RPI	S	Opponent	Score	RPI	S	Opponent	Score		
				46	H	Western Ky.	65 79										
								60	A	Indiana	63 68	116	A	Middle Tenn.	48 56		
								80	A	UAB	52 68	139	H	Charlotte	73 68		
								89	H	Kansas St.	54 55	164	A	Louisiana Tech	53 61		
								94	H	Rice	49 50	166	H	UTEP	48 50		
												172	H	Tulsa	66 43		
												204	H	Southern Miss.	71 62		
												205	H	SMU	47 40		
												235	H	La Salle	70 44		
												237	A	Fla. Atlantic	65 51		
												256	N	Coastal Caro.	50 34		
												277	H	Old Dominion	63 46		
												294	A	UTSA	58 70		
												302	A	FIU	92 46		
												319	N	Detroit Mercy	63 57		
												332	A	Ill. -Chicago	67 70		
												346	A	Eastern Ill.	63 61		
LAST 12 Division I GAMES:																	
				204	H	Southern Miss.	71 62	80	A	UAB	52 68						
				237	A	Fla. Atlantic	65 51	116	A	Middle Tenn.	48 56						
				302	A	FIU	92 46	139	H	Charlotte	73 68						
				294	A	UTSA	58 70	277	H	Old Dominion	63 46						
				166	H	UTEP	48 50	94	H	Rice	49 50						
				46	H	Western Ky.	65 79	164	A	Louisiana Tech	53 61						

Non-Div I Games: Mid-Amer. Christian 86 52 Tex. A&M Int'l 64 38 Okla. Panhandle 63 41

North Texas

Average RPI Win:	226	WON-LOST	WINNING	LAST 10	STRENGTH OF	OPP. STRENGTH	TEAM	ADJ.	CONF.	ADJ CONF.
Average RPI Loss:	113	RECORD	PCT. RANK	GAMES	SCHEDULE	OF SCHEDULE	RPI	RPI	RPI	RPI
DIV. I ONLY	13- 13	174	5- 5	99	206	144	144	10	10	
DIV. I NON-CONF.	5- 6	187	0- 0	193	312	211	211	12	12	

TOTALS	RPI 1-25	RPI 26-50	W-L RECORDS	RPI 51-100	RPI 101-999	RPI 201+				
13- 13	0- 0	0- 0	OVERALL	0- 8	13- 5	9- 2				
7- 5	0- 0	0- 0	HOME	0- 4	7- 1	4- 1				
5- 6	0- 0	0- 0	AWAY	0- 3	5- 3	4- 0				
1- 2	0- 0	0- 0	NEUTRAL	0- 1	1- 1	1- 1				
5- 6	0- 0	0- 0	NON-CONFERENCE	0- 2	5- 4	4- 2				
2- 2	0- 0	0- 0	HOME	0- 1	2- 1	1- 1				
2- 2	0- 0	0- 0	AWAY	0- 0	2- 2	2- 0				
1- 2	0- 0	0- 0	NEUTRAL	0- 1	1- 1	1- 1				
8- 7	0- 0	0- 0	CONFERENCE	0- 6	8- 1	5- 0				
5- 3	0- 0	0- 0	HOME	0- 3	5- 0	3- 0				
3- 4	0- 0	0- 0	AWAY	0- 3	3- 1	2- 0				
0- 0	0- 0	0- 0	NEUTRAL	0- 0	0- 0	0- 0				

RPI 1-25				RPI 26-50				RPI 51-100				RPI 101+				Team's RPI: 144
RPI	S	Opponent	Score	RPI	S	Opponent	Score	RPI	S	Opponent	Score	RPI	S	Opponent	Score	
								52	A	Elon	71 78	128	A	Delaware	64 53	
								52	H	Elon	46 65	128	H	Delaware	73 59	
								53	A	Drexel	50 58	152	A	William & Mary	53 71	
								53	H	Drexel	58 69	152	H	William & Mary	64 46	
								57	N	Houston	64 72	161	H	Marist	78 72	
								71	A	James Madison	43 72	182	A	New Hampshire	50 65	
								71	H	James Madison	57 60	195	A	Boston U.	73 74	
								72	H	Harvard	69 79	209	H	Providence	95 98	
												232	N	New Mexico St.	65 64	
												251	H	Col. of Charleston	59 37	
												253	N	Illinois St.	55 65	
												257	H	Fairfield	63 43	
												260	A	UNCW	54 47	
												260	H	UNCW	56 39	
												267	A	Towson	70 61	
												267	H	Towson	79 61	
												281	A	Massachusetts	64 54	
												290	A	Vermont	71 66	

LAST 12 Division I GAMES:																
				52	H	Elon	46 65	53	A	Drexel	50 58					
				267	H	Towson	79 61	128	A	Delaware	64 53					
				152	A	William & Mary	53 71	152	H	William & Mary	64 46					
				71	A	James Madison	43 72	53	H	Drexel	58 69					
				128	H	Delaware	73 59	251	H	Col. of Charleston	59 37					
				260	H	UNCW	56 39	52	A	Elon	71 78					

Non-Div I Games:

Northeastern

■ Loss,
 ■ Non-Conf, S Site,
 ■ Home
 ■ Away
 N Neutral

Average RPI Win:	222	WON-LOST	WINNING	LAST 10	STRENGTH OF	OPP. STRENGTH	TEAM	ADJ.	CONF.	ADJ CONF.
Average RPI Loss:	190	RECORD	PCT. RANK	GAMES	SCHEDULE	OF SCHEDULE	RPI	RPI	RPI	RPI
DIV. I ONLY	5- 19	312	2- 8	203	284	313	313	19	19	
DIV. I NON-CONF.	2- 8	290	0- 0	217	316	310	310	15	15	

TOTALS	RPI 1-25	RPI 26-50	W-L RECORDS	RPI 51-100	RPI 101-999	RPI 201+				
5- 19	0- 0	0- 1	OVERALL	0- 1	5- 17	2- 8				
3- 9	0- 0	0- 1	HOME	0- 1	3- 7	1- 4				
1- 10	0- 0	0- 0	AWAY	0- 0	1- 10	1- 4				
1- 0	0- 0	0- 0	NEUTRAL	0- 0	1- 0	0- 0				
2- 8	0- 0	0- 0	NON-CONFERENCE	0- 1	2- 7	1- 3				
1- 4	0- 0	0- 0	HOME	0- 1	1- 3	1- 1				
0- 4	0- 0	0- 0	AWAY	0- 0	0- 4	0- 2				
1- 0	0- 0	0- 0	NEUTRAL	0- 0	1- 0	0- 0				
3- 11	0- 0	0- 1	CONFERENCE	0- 0	3- 10	1- 5				
2- 5	0- 0	0- 1	HOME	0- 0	2- 4	0- 3				
1- 6	0- 0	0- 0	AWAY	0- 0	1- 6	1- 2				
0- 0	0- 0	0- 0	NEUTRAL	0- 0	0- 0	0- 0				

RPI 1-25				RPI 26-50				RPI 51-100				RPI 101+				Team's RPI: 313
RPI	S	Opponent	Score	RPI	S	Opponent	Score	RPI	S	Opponent	Score	RPI	S	Opponent	Score	
				38	H	Northern Colo.	63 85	94	H	Rice	83 88	130	A	Idaho	68 83	
												143	A	Idaho St.	59 76	
												143	H	Idaho St.	55 75	
												158	H	Cal Poly	73 89	
												165	N	Boise St.	62 60	
												169	A	Weber St.	63 77	
												169	H	Weber St.	76 75	
												171	A	Denver	73 80	
												173	A	Eastern Wash.	62 82	
												174	H	North Dakota	79 59	
												177	A	Youngstown St.	67 69	
												189	H	UC Santa Barbara	93 96	
												206	A	CSUN	69 78	
												234	A	Montana St.	39 81	
												234	H	Montana St.	56 78	
												248	A	Montana	62 70	
												248	H	Montana	52 69	
												250	A	Hawaii	68 84	
												278	H	Grand Canyon	54 72	
												280	H	Arizona	84 66	
												321	A	Southern Utah	72 55	
												321	H	Southern Utah	57 60	

LAST 12 Division I GAMES:																
				174	H	North Dakota	79 59	234	H	Montana St.	56 78					
				38	H	Northern Colo.	63 85	130	A	Idaho	68 83					
				321	A	Southern Utah	72 55	173	A	Eastern Wash.	62 82					
				169	A	Weber St.	63 77	321	H	Southern Utah	57 60					
				143	A	Idaho St.	59 76	143	H	Idaho St.	55 75					
				248	H	Montana	52 69	169	H	Weber St.	76 75					

Non-Div I Games: Antelope Valley 104 49

Northern Ariz.

Average RPI Win:	180	WON-LOST	WINNING	LAST 10	STRENGTH OF	OPP. STRENGTH	TEAM	ADJ.	CONF.	ADJ CONF.
Average RPI Loss:	118	RECORD	PCT. RANK	GAMES	SCHEDULE	OF SCHEDULE	RPI	RPI	RPI	RPI
DIV. I ONLY	20- 6	42	8- 2	66	215	38	38	19	19	
DIV. I NON-CONF.	8- 3	65	0- 0	17	93	22	22	15	15	

TOTALS	RPI 1-25	RPI 26-50	W-L RECORDS	RPI 51-100	RPI 101-999	RPI 201+				
20- 6	0- 0	2- 1	OVERALL	1- 1	17- 4	7- 0				
9- 2	0- 0	1- 0	HOME	0- 0	8- 2	2- 0				
10- 4	0- 0	1- 1	AWAY	0- 1	9- 2	5- 0				
1- 0	0- 0	0- 0	NEUTRAL	1- 0	0- 0	0- 0				
8- 3	0- 0	2- 1	NON-CONFERENCE	1- 1	5- 1	1- 0				
4- 1	0- 0	1- 0	HOME	0- 0	3- 1	0- 0				
3- 2	0- 0	1- 1	AWAY	0- 1	2- 0	1- 0				
1- 0	0- 0	0- 0	NEUTRAL	1- 0	0- 0	0- 0				
12- 3	0- 0	0- 0	CONFERENCE	0- 0	12- 3	6- 0				
5- 1	0- 0	0- 0	HOME	0- 0	5- 1	2- 0				
7- 2	0- 0	0- 0	AWAY	0- 0	7- 2	4- 0				
0- 0	0- 0	0- 0	NEUTRAL	0- 0	0- 0	0- 0				

RPI	S	Opponent	Score	RPI	S	Opponent	Score	RPI	S	Opponent	Score
26	H	LSU	58 50	70	A	Fordham	33 48	121	H	Colorado St.	44 55
28	A	DePaul	94 88	85	N	Liberty	65 57	130	A	Idaho	78 72
45	A	Quinnipiac	49 60					130	H	Idaho	71 79
								140	H	BYU	79 74
								143	A	Idaho St.	63 57
								143	H	Idaho St.	75 52
								155	H	San Francisco	73 60
								169	A	Weber St.	73 82
								169	H	Weber St.	71 69
								171	A	Denver	71 63
								173	A	Eastern Wash.	70 65
								173	H	Eastern Wash.	68 62
								174	A	North Dakota	70 78
								180	H	Pacific	80 55
								234	A	Montana St.	78 63
								234	H	Montana St.	82 69
								248	A	Montana	64 58
								248	H	Montana	68 50
								282	A	UMKC	88 73
								313	A	Northern Ariz.	85 63
								321	A	Southern Utah	60 54
LAST 12 Division I GAMES:											
321	A	Southern Utah	60 54	173	H	Eastern Wash.	68 62				
313	A	Northern Ariz.	85 63	130	H	Idaho	71 79				
169	H	Weber St.	71 69	174	A	North Dakota	70 78				
143	H	Idaho St.	75 52	143	A	Idaho St.	63 57				
234	A	Montana St.	78 63	169	A	Weber St.	73 82				
248	A	Montana	64 58	248	H	Montana	68 50				

Non-Div I Games:

Northern Colo.

Average RPI Win: 219			WON-LOST	WINNING	LAST 10	STRENGTH OF		OPP. STRENGTH	TEAM	ADJ.	CONF.	ADJ CONF.
Average RPI Loss: 79			RECORD	PCT. RANK	GAMES	SCHEDULE		OF SCHEDULE	RPI	RPI	RPI	RPI
DIV. I ONLY			13- 12	162	3- 7	134		107	131	131	7	7
DIV. I NON-CONF.			8- 3	65	0- 0	284		286	124	124	8	8

TOTALS		RPI 1-25		RPI 26-50		W-L RECORDS		RPI 51-100	RPI 101-999		RPI 201+	
13- 12		1- 1		0- 3		OVERALL		0- 5	12- 3		8- 1	
6- 4		1- 0		0- 2		HOME		0- 1	5- 1		3- 1	
6- 6		0- 0		0- 0		AWAY		0- 1	6- 0		4- 0	
1- 2		0- 0		0- 0		NEUTRAL		0- 1	1- 1		1- 0	
8- 3		0- 1		0- 0		NON-CONFERENCE		0- 1	8- 1		6- 0	
3- 0		0- 0		0- 0		HOME		0- 0	3- 0		2- 0	
4- 1		0- 1		0- 0		AWAY		0- 0	4- 0		3- 0	
1- 2		0- 0		0- 0		NEUTRAL		0- 1	1- 1		1- 0	
5- 9		1- 0		0- 3		CONFERENCE		0- 4	4- 2		2- 1	
3- 4		1- 0		0- 2		HOME		0- 1	2- 1		1- 1	
2- 5		0- 0		0- 1		AWAY		0- 3	2- 1		1- 0	
0- 0		0- 0		0- 0		NEUTRAL		0- 0	0- 0		0- 0	

RPI 1-25				RPI 26-50				RPI 51-100				RPI 101+ Team's RPI: 131			
RPI	S	Opponent	Score	RPI	S	Opponent	Score	RPI	S	Opponent	Score	RPI	S	Opponent	Score
15	H	Buffalo	86 84	27	H	Central Mi ch.	78 81	58	A	Toledo	60 63	108	N	Lamar University	80 90
19	A	Iowa	80 105	40	A	Ball St.	72 81	84	N	Albany (NY)	91 97	109	H	Western Ill.	96 94
				40	H	Ball St.	50 72	86	A	Ohio	75 77	110	A	Western Mi ch.	83 88
								87	A	Miami (OH)	65 67	153	A	SIUE	86 75
								87	H	Miami (OH)	62 77	154	A	Kent St.	72 62
												154	H	Kent St.	81 79
												203	H	Eastern Mi ch.	76 83
												210	A	Akron	84 61
												213	H	Bowling Green	73 68
												270	H	Bradley	76 52
												279	N	Sacramento St.	84 75
												294	A	UTSA	69 55
												300	H	Loyola Chi cago	80 71
												345	A	Chi cago St.	80 59
												346	A	Eastern Ill.	93 64

LAST 12 Division I GAMES:															
40	H	Ball St.	50 72	86	A	Ohio	75 77	203	H	Eastern Mi ch.	76 83				
213	H	Bowling Green	73 68	27	H	Central Mi ch.	78 81	58	A	Toledo	60 63				
210	A	Akron	84 61	87	A	Miami (OH)	65 67	110	A	Western Mi ch.	83 88				
154	A	Kent St.	72 62	40	A	Ball St.	72 81	15	H	Buffalo	86 84				

Non-Div I Games:

Northern Ill.

Average RPI Win:	205	WON-LOST	WINNING	LAST 10	STRENGTH OF	OPP. STRENGTH	TEAM	ADJ.	CONF.	ADJ CONF.
Average RPI Loss:	150	RECORD	PCT. RANK	GAMES	SCHEDULE	OF SCHEDULE	RPI	RPI	RPI	RPI
DIV. I ONLY	7- 18	284	4- 6	102	210	241	241	11	11	
DIV. I NON-CONF.	1- 9	318	0- 0	156	320	297	297	14	14	
<hr/>										
TOTALS	RPI 1-25	RPI 26-50	W-L RECORDS	RPI 51-100	RPI 101-999	RPI 201+				
7- 18	1- 1	0- 0	OVERALL	0- 5	6- 12	4- 5				
4- 8	1- 0	0- 0	HOME	0- 3	3- 5	3- 1				
3- 9	0- 1	0- 0	AWAY	0- 1	3- 7	1- 4				
0- 1	0- 0	0- 0	NEUTRAL	0- 1	0- 0	0- 0				
1- 9	0- 0	0- 0	NON-CONFERENCE	0- 2	1- 7	0- 4				
0- 4	0- 0	0- 0	HOME	0- 1	0- 3	0- 1				
1- 4	0- 0	0- 0	AWAY	0- 0	1- 4	0- 3				
0- 1	0- 0	0- 0	NEUTRAL	0- 1	0- 0	0- 0				
6- 9	1- 1	0- 0	CONFERENCE	0- 3	5- 5	4- 1				
4- 4	1- 0	0- 0	HOME	0- 2	3- 2	3- 0				
2- 5	0- 1	0- 0	AWAY	0- 1	2- 3	1- 1				
0- 0	0- 0	0- 0	NEUTRAL	0- 0	0- 0	0- 0				

RPI 1-25				RPI 26-50				RPI 51-100				RPI 101+ Team's RPI: 241			
RPI	S	Opponent	Score	RPI	S	Opponent	Score	RPI	S	Opponent	Score	RPI	S	Opponent	Score
12	A	Green Bay	41 58					60	H	Indiana	56 67	107	A	Milwaukee	60 57
12	H	Green Bay	62 54					75	H	IUPUI	35 71	107	H	Milwaukee	49 52
								92	N	Jacksonville	49 61	118	A	Cleveland St.	49 72
								100	A	Wright St.	60 73	118	H	Cleveland St.	65 70
								100	H	Wright St.	63 68	125	A	ETSU	57 45
												137	H	Robert Morris	50 59
												154	H	Kent St.	54 59
												177	A	Youngstown St.	51 54
												184	A	Stetson	56 67
												218	A	Oakland	53 79
												218	H	Oakland	66 59
												243	H	Austin Peay	52 53
												252	A	North Florida	50 58
												253	A	Illinois St.	37 49
												297	A	Murray St.	87 98
												319	A	Detroit Mercy	78 67
												319	H	Detroit Mercy	64 60
												332	H	Ill. - Chicago	61 53
<hr/>															
LAST 12 Division I GAMES:															
100	A	Wright St.	60 73	177	A	Youngstown St.	51 54								
319	H	Detroit Mercy	64 60	332	H	Ill. - Chicago	61 53								
218	H	Oakland	66 59	75	H	IUPUI	35 71								
107	A	Milwaukee	60 57	118	H	Cleveland St.	65 70								
12	A	Green Bay	41 58	100	H	Wright St.	63 68								
118	A	Cleveland St.	49 72	218	A	Oakland	53 79								

Non-Div I Games: Oakland City 103 25

Northern Ky.

Average RPI		Win: 230	WON-LOST	WINNING	LAST 10	STRENGTH OF	OPP. STRENGTH	TEAM	ADJ.	CONF.	ADJ CONF.
Loss: 65			RECORD	PCT. RANK	GAMES	SCHEDULE	OF SCHEDULE	RPI	RPI	RPI	RPI
DIV. I ONLY		10- 18	253	2- 8		88	72	190	190	3	3
DIV. I NON-CONF.		7- 7	170	0- 0		153	140	172	172	4	4

TOTALS		RPI 1-25		RPI 26-50		W-L RECORDS		RPI 51-100	RPI 101-999		RPI 201+
10- 18		0- 3		0- 6		OVERALL		0- 5	10- 4		6- 0
6- 8		0- 3		0- 3		HOME		0- 1	6- 1		4- 0
3- 8		0- 0		0- 0		AWAY		0- 1	3- 0		2- 0
1- 2		0- 0		0- 0		NEUTRAL		0- 0	1- 2		0- 0
7- 7		0- 1		0- 2		NON-CONFERENCE		0- 1	7- 3		4- 0
4- 3		0- 1		0- 1		HOME		0- 0	4- 1		3- 0
2- 2		0- 0		0- 1		AWAY		0- 1	2- 0		1- 0
1- 2		0- 0		0- 0		NEUTRAL		0- 0	1- 2		0- 0
3- 11		0- 2		0- 4		CONFERENCE		0- 4	3- 1		2- 0
2- 5		0- 2		0- 2		HOME		0- 1	2- 0		1- 0
1- 6		0- 0		0- 2		AWAY		0- 3	1- 1		1- 0
0- 0		0- 0		0- 0		NEUTRAL		0- 0	0- 0		0- 0

RPI 1-25				RPI 26-50				RPI 51-100				RPI 101+				Team's RPI: 190	
RPI	S	Opponent	Score	RPI	S	Opponent	Score	RPI	S	Opponent	Score	RPI	S	Opponent	Score		
12	H	Green Bay	57 63	28	H	DePaul	63 92	59	A	Mi chi gan St.	51 81	106	N	Auburn	49 48		
19	H	Iowa	61 70	31	A	Syracuse	74 81	60	A	Indi ana	73 78	107	H	Milwaukee	57 66		
20	H	Maryl and	65 68	34	H	Mi nnesota	63 90	64	H	Nebraska	59 69	114	N	Chattanooga	44 61		
				43	A	Purdue	60 63	83	A	Penn St.	59 67	115	N	Georgetown	54 55		
				47	A	Mi chi gan	63 84	99	A	Mi ssouri St.	59 90	182	A	Wi sconsi n	46 58		
				47	H	Mi chi gan	59 80					182	H	Wi sconsi n	69 60		
												186	H	Stony Brook	68 36		
												191	A	UT Martin	71 63		
												218	H	Oakl and	88 70		
												221	A	Illinois	74 59		
												221	H	Illinois	68 61		
												283	H	Santa Clara	57 47		
												345	A	Chi cago St.	63 36		
												346	H	Eastern Ill.	74 40		

LAST 12 Division I GAMES:																	
221	H	Illinois	68 61	20	H	Maryl and	65 68	182	A	Wi sconsi n	46 58	43	A	Purdue	60 63		
83	A	Penn St.	59 67	182	A	Wi sconsi n	46 58	182	H	Wi sconsi n	69 60	64	H	Nebraska	59 69		
19	H	Iowa	61 70	43	A	Purdue	60 63	59	A	Mi chi gan St.	51 81						
47	A	Mi chi gan	63 84														
60	A	Indi ana	73 78														
47	H	Mi chi gan	59 80														

Non-Div I Games:

Northwestern

Average RPI Win:	298	WON-LOST	WINNING	LAST 10	STRENGTH OF	OPP. STRENGTH	TEAM	ADJ.	CONF.	ADJ CONF.
Average RPI Loss:	181	RECORD	PCT. RANK	GAMES	SCHEDULE	OF SCHEDULE	RPI	RPI	RPI	RPI
DIV. I ONLY	3- 18	328	2- 8	199	300	323	323	26	26	
DIV. I NON-CONF.	1- 6	306	0- 0	130	100	248	248	25	25	

TOTALS	RPI 1-25	RPI 26-50	W-L RECORDS	RPI 51-100	RPI 101-999	RPI 201+				
3- 18	0- 1	0- 0	OVERALL	0- 2	3- 15	3- 10				
2- 6	0- 0	0- 0	HOME	0- 0	2- 6	2- 4				
1- 11	0- 0	0- 0	AWAY	0- 0	1- 1	1- 0				
0- 1	0- 0	0- 0	NEUTRAL	0- 0	0- 1	0- 1				
1- 6	0- 1	0- 0	NON-CONFERENCE	0- 2	1- 3	1- 2				
0- 1	0- 0	0- 0	HOME	0- 0	0- 1	0- 1				
1- 4	0- 1	0- 0	AWAY	0- 2	1- 1	1- 0				
0- 1	0- 0	0- 0	NEUTRAL	0- 0	0- 1	0- 1				
2- 12	0- 0	0- 0	CONFERENCE	0- 0	2- 12	2- 8				
2- 5	0- 0	0- 0	HOME	0- 0	2- 5	2- 3				
0- 7	0- 0	0- 0	AWAY	0- 0	0- 7	0- 5				
0- 0	0- 0	0- 0	NEUTRAL	0- 0	0- 0	0- 0				

RPI 1-25				RPI 26-50				RPI 51-100				RPI 101+ Team's RPI: 323			
RPI	S	Opponent	Score	RPI	S	Opponent	Score	RPI	S	Opponent	Score	RPI	S	Opponent	Score
10	A	Texas	44 68					55	A	Oklahoma St.	44 78	108	A	Lamar University	44 71
								69	A	TCU	51 89	119	H	Central Ark.	53 61
												124	A	SFA	48 83
												124	H	SFA	62 70
												138	A	Ole Miss	44 75
												204	H	Southern Miss.	59 71
												224	A	New Orleans	63 81
												224	H	New Orleans	52 47
												225	A	Abilene Christian	41 80
												233	N	Texas Southern	43 56
												236	H	A&M-Corpus Christi	56 62
												242	H	Nicholls St.	63 79
												266	A	McNeese	67 72
												266	H	McNeese	44 60
												291	A	Southeastern La.	65 71
												325	A	Houston Baptist	51 57
												335	H	Sam Houston St.	63 60
												336	A	La.-Monroe	70 48

LAST 12 Division I GAMES:															
325	A	Houston Baptist	51 57	224	A	New Orleans	63 81								
124	A	SFA	48 83	291	A	Southeastern La.	65 71								
108	A	Lamar University	44 71	335	H	Sam Houston St.	63 60								
266	H	McNeese	44 60	225	A	Abilene Christian	41 80								
224	H	New Orleans	52 47	124	H	SFA	62 70								
119	H	Central Ark.	53 61	236	H	A&M-Corpus Christi	56 62								

Non-Div I Games: LeTourneau 82 39 LSU-Shreveport 62 42 LSU-Alexandria 85 55 Central Baptist 87 22 Northwestern St.

Average RPI	Win:	78	WON-LOST	WINNING	LAST 10	STRENGTH OF	OPP. STRENGTH	TEAM	ADJ.	CONF.	ADJ CONF.
Average RPI	Loss:	3	RECORD	PCT. RANK	GAMES	SCHEDULE	OF SCHEDULE	RPI	RPI	RPI	RPI
DIV. I ONLY		25- 2	5	10- 0	2	1	2	2	1	1	
DIV. I NON-CONF.		12- 1	6	1- 0	2	6	2	2	1	1	

TOTALS	RPI 1-25		RPI 26-50		W-L RECORDS	RPI 51-100		RPI 101-999		RPI 201+	
25- 2	5- 2		8- 0		OVERALL	5- 0		7- 0		1- 0	
11- 0	1- 0		4- 0		HOME	2- 0		4- 0		1- 0	
11- 2	2- 2		4- 0		AWAY	3- 0		2- 0		0- 0	
3- 0	2- 0		0- 0		NEUTRAL	0- 0		1- 0		0- 0	
12- 1	3- 1		5- 0		NON-CONFERENCE	2- 0		2- 0		1- 0	
5- 0	1- 0		2- 0		HOME	1- 0		1- 0		1- 0	
4- 1	0- 1		3- 0		AWAY	1- 0		0- 0		0- 0	
3- 0	2- 0		0- 0		NEUTRAL	0- 0		1- 0		0- 0	
13- 1	2- 1		3- 0		CONFERENCE	3- 0		5- 0		0- 0	
6- 0	0- 0		2- 0		HOME	1- 0		3- 0		0- 0	
7- 1	2- 1		1- 0		AWAY	2- 0		2- 0		0- 0	
0- 0	0- 0		0- 0		NEUTRAL	0- 0		0- 0		0- 0	

RPI	S	Opponent	Score	RPI	S	Opponent	Score	RPI	S	Opponent	Score	RPI	S	Opponent	Score
1	A	UConn	71 80	28	H	DePaul	91 82	59	H	Michigan St.	90 59	104	H	North Carolina	94 62
4	A	Louisville	67 100	30	H	Marquette	91 85	66	A	Georgia Tech	77 54	125	N	ETSU	77 46
5	A	Florida St.	100 69	31	H	Syracuse	87 72	66	H	Georgia Tech	85 69	136	H	Clemson	90 37
11	H	Tennessee	84 70	35	A	Virginia	83 69	74	A	Penn	66 54	170	A	Pittsburgh	87 53
16	N	South Carolina	92 85	39	A	Oregon St.	72 67	97	A	Wake Forest	96 73	194	A	Boston College	89 55
17	A	Duke	72 54	44	H	Miami (FL)	83 76					194	H	Boston College	89 60
22	N	South Fla.	76 66	46	A	Western Ky.	78 65					288	H	Mt. St. Mary's	121 65
				47	A	Michigan	83 63								

LAST 12 Division I GAMES:															
194	A	Boston College	89 55	170	A	Pittsburgh	87 53								
35	A	Virginia	83 69	136	H	Clemson	90 37								
66	H	Georgia Tech	85 69	11	H	Tennessee	84 70								
17	A	Duke	72 54	194	H	Boston College	89 60								
104	H	North Carolina	94 62	4	A	Louisville	67 100								
5	A	Florida St.	100 69	66	A	Georgia Tech	77 54								

Non-Div I Games:

Notre Dame

Average RPI Win:	279	WON-LOST	WINNING	LAST 10	STRENGTH OF	OPP. STRENGTH	TEAM	ADJ.	CONF.	ADJ CONF.
Average RPI Loss:	103	RECORD	PCT. RANK	GAMES	SCHEDULE	OF SCHEDULE	RPI	RPI	RPI	RPI
DIV. I ONLY	11- 14	209	2- 8	202	169	218	218	11	11	
DIV. I NON-CONF.	6- 4	122	0- 0	279	185	150	150	14	14	

TOTALS	RPI 1-25	RPI 26-50	W-L RECORDS	RPI 51-100	RPI 101-999	RPI 201+				
11- 14	0- 1	0- 2	OVERALL	0- 5	11- 6	10- 1				
5- 7	0- 1	0- 1	HOME	0- 2	5- 3	5- 0				
4- 7	0- 0	0- 1	AWAY	0- 3	4- 3	3- 1				
2- 0	0- 0	0- 0	NEUTRAL	0- 0	2- 0	2- 0				
6- 4	0- 0	0- 2	NON-CONFERENCE	0- 1	6- 1	6- 0				
2- 1	0- 0	0- 1	HOME	0- 0	2- 0	2- 0				
2- 3	0- 0	0- 1	AWAY	0- 1	2- 1	2- 0				
2- 0	0- 0	0- 0	NEUTRAL	0- 0	2- 0	2- 0				
5- 10	0- 1	0- 0	CONFERENCE	0- 4	5- 5	4- 1				
3- 6	0- 1	0- 0	HOME	0- 2	3- 3	3- 0				
2- 4	0- 0	0- 0	AWAY	0- 2	2- 2	1- 1				
0- 0	0- 0	0- 0	NEUTRAL	0- 0	0- 0	0- 0				

RPI 1-25				RPI 26-50				RPI 51-100				RPI 101+				Team's RPI: 218
RPI	S	Opponent	Score	RPI	S	Opponent	Score	RPI	S	Opponent	Score	RPI	S	Opponent	Score	
12	H	Green Bay	48 81	27	H	Central Mich.	85 103	59	A	Michigan St.	63 95	107	H	Milwaukee	62 74	
				47	A	Michigan	69 78	75	A	IUPUI	64 80	118	A	Cleveland St.	62 70	
								75	H	IUPUI	55 73	118	H	Cleveland St.	66 86	
								100	A	Wright St.	75 80	177	A	Youngstown St.	58 48	
								100	H	Wright St.	57 77	177	H	Youngstown St.	76 86	
												190	A	Northwestern	70 88	
												238	H	Niagara	67 59	
												241	A	Northern Ky.	59 66	
												241	H	Northern Ky.	79 53	
												253	H	Illinois St.	64 43	
												264	A	Cornell	79 77	
												277	N	Old Dominion	80 59	
												292	A	Cani si us	83 48	
												319	H	Detroit Mercy	83 50	
												332	A	Ill. -Chi cago	67 63	
												332	H	Ill. -Chi cago	95 78	
												343	N	Ark. -Pi ne Bluff	69 37	

LAST 12 Division I GAMES:																
332	H	Ill. -Chi cago	95 78	319	H	Detroit Mercy	83 50									
75	H	IUPUI	55 73	12	H	Green Bay	48 81									
100	A	Wright St.	75 80	107	H	Milwaukee	62 74									
241	A	Northern Ky.	59 66	75	A	IUPUI	64 80									
118	H	Cleveland St.	66 86	332	A	Ill. -Chi cago	67 63									
177	H	Youngstown St.	76 86	241	H	Northern Ky.	79 53									

Non-Div I Games: Mich. -Dearborn 104 44

Oakland

Average RPI Win:	170	WON-LOST	WINNING	LAST 10	STRENGTH OF	OPP. STRENGTH	TEAM	ADJ.	CONF.	ADJ CONF.
Average RPI Loss:	79	RECORD	PCT. RANK	GAMES	SCHEDULE	OF SCHEDULE	RPI	RPI	RPI	RPI
DIV. I ONLY	13- 11	147	6- 4	46	94	86	86	7	7	
DIV. I NON-CONF.	5- 5	170	0- 0	74	187	116	116	8	8	

TOTALS	RPI 1-25	RPI 26-50	W-L RECORDS	RPI 51-100	RPI 101-999	RPI 201+				
13- 11	0- 1	2- 4	OVERALL	1- 3	10- 3	6- 1				
7- 4	0- 1	1- 2	HOME	1- 1	5- 0	3- 0				
6- 5	0- 0	1- 0	AWAY	0- 1	5- 0	3- 0				
0- 2	0- 0	0- 1	NEUTRAL	0- 0	0- 1	0- 0				
5- 5	0- 0	1- 2	NON-CONFERENCE	0- 1	4- 2	3- 0				
2- 2	0- 0	0- 1	HOME	0- 1	2- 0	1- 0				
3- 1	0- 0	1- 0	AWAY	0- 0	2- 1	2- 0				
0- 2	0- 0	0- 1	NEUTRAL	0- 0	0- 1	0- 0				
8- 6	0- 1	1- 2	CONFERENCE	1- 2	6- 1	3- 1				
5- 2	0- 1	1- 1	HOME	1- 0	3- 0	2- 0				
3- 4	0- 0	0- 1	AWAY	0- 2	3- 1	1- 1				
0- 0	0- 0	0- 0	NEUTRAL	0- 0	0- 0	0- 0				

RPI	S	Opponent	Score	RPI	S	Opponent	Score	RPI	S	Opponent	Score	RPI	S	Opponent	Score
15	H	Buffalo	63 67	27	A	Central Mich.	58 82	58	A	Toledo	57 75	110	A	Western Mich.	69 54
				27	H	Central Mich.	72 74	58	H	Toledo	78 61	118	A	Cleveland St.	64 71
				35	N	Virginia	59 77	75	H	IUPUI	52 76	131	H	Northern Ill.	77 75
				40	H	Ball St.	80 76	87	A	Miami (OH)	55 64	154	A	Kent St.	78 65
				43	A	Purdue	77 71					176	N	Furman	68 70
				47	H	Michigan	61 74					200	H	High Point	64 61

Team's RPI: 86															
LAST 12 Division I GAMES:															
213	H	Bowling Green	69 58	131	H	Northern Ill.	77 75	213	A	Bowling Green	70 63	304	A	Eastern Ky.	69 57
203	A	Eastern Mich.	58 73	213	A	Bowling Green	70 63	58	A	Toledo	57 75	318	A	Marshall	54 52
154	A	Kent St.	78 65	15	H	Buffalo	63 67	110	A	Western Mich.	69 54				
27	H	Central Mich.	72 74	110	A	Western Mich.	69 54								
40	H	Ball St.	80 76	58	A	Toledo	57 75								
87	A	Miami (OH)	55 64	210	H	Akron	70 67								

Non-Div I Games: Notre Dame (OH) 93 37

Ohio

Average RPI	Win:	90	WON-LOST	WINNING	LAST 10	STRENGTH OF	OPP. STRENGTH	TEAM	ADJ.	CONF.	ADJ CONF.
Average RPI	Loss:	22	RECORD	PCT. RANK	GAMES	SCHEDULE	OF SCHEDULE	RPI	RPI	RPI	RPI
DIV. I ONLY		22- 6		36	6- 4	5	5	7	7	3	3
DIV. I NON-CONF.		11- 3		45	0- 1	9	4	6	6	4	4
<hr/>											
TOTALS	RPI 1-25		RPI 26-50		W-L RECORDS	RPI 51-100		RPI 101-999		RPI 201+	
22- 6	3- 5		4- 1		OVERALL	8- 0		7- 0		1- 0	
12- 2	2- 1		3- 1		HOME	5- 0		2- 0		0- 0	
7- 4	0- 4		1- 0		AWAY	2- 0		4- 0		1- 0	
3- 0	1- 0		0- 0		NEUTRAL	1- 0		1- 0		0- 0	
11- 3	2- 3		1- 0		NON-CONFERENCE	3- 0		5- 0		0- 0	
6- 1	1- 1		1- 0		HOME	2- 0		2- 0		0- 0	
2- 2	0- 2		0- 0		AWAY	0- 0		2- 0		0- 0	
3- 0	1- 0		0- 0		NEUTRAL	1- 0		1- 0		0- 0	
11- 3	1- 2		3- 1		CONFERENCE	5- 0		2- 0		1- 0	
6- 1	1- 0		2- 1		HOME	3- 0		0- 0		0- 0	
5- 2	0- 2		1- 0		AWAY	2- 0		2- 0		1- 0	
0- 0	0- 0		0- 0		NEUTRAL	0- 0		0- 0		0- 0	

RPI	S	Opponent	Score	RPI	S	Opponent	Score	RPI	S	Opponent	Score	RPI	S	Opponent	Score
4	H	Louisville	90 95	34	H	Minnesota	91 75	51	N	FGCU	104 62	130	H	Idaho	99 56
14	H	Stanford	85 64	43	H	Purdue	73 60	59	H	Michigan St.	78 62	132	A	Cincinnati	87 76
14	N	Stanford	94 82	45	H	Quinnipiac	95 63	60	A	Indiana	77 62	159	A	Florida	103 77
17	A	Duke	60 69	47	A	Michigan	78 71	60	H	Indiana	85 70	182	A	Wisconsin	68 55
19	A	Iowa	89 103	47	H	Michigan	75 84	64	A	Nebraska	73 61	185	H	Washington	85 76
20	A	Maryland	69 99					82	H	Maine	83 70	196	N	Memphis	100 69
22	A	South Fla.	65 84					83	H	Penn St.	94 64	221	A	Illinois	88 69
25	H	Rutgers	90 68					90	H	Dartmouth	103 70				
<hr/>															
LAST 12 Division I GAMES:															
43	H	Purdue	73 60	59	H	Michigan St.	78 62	19	A	Iowa	89 103				
221	A	Illinois	88 69	20	A	Maryland	69 99	47	H	Michigan	75 84				
22	A	South Fla.	65 84	60	A	Indiana	77 62	47	A	Michigan	78 71				
25	H	Rutgers	90 68												
182	A	Wisconsin	68 55												
83	H	Penn St.	94 64												

Non-Div I Games:

Ohio St.

Oklahoma

Oklahoma					Through Games Of Feb. 18, 2018																		
Average RPI Win:		110	WON-LOST RECORD		WINNING PCT. RANK	LAST 10 GAMES		STRENGTH OF SCHEDULE	OPP. STRENGTH OF SCHEDULE	TEAM RPI	ADJ. RPI	CONF. RPI	ADJ CONF. RPI										
DIV. I ONLY			14- 12		149	6- 4		1	29	23	23	4	4										
DIV. I NON-CONF.			5- 6		187	0- 0		3	26	33	33	5	5										

TOTALS		RPI 1-25		RPI 26-50		W-L RECORDS		RPI 51-100		RPI 101-999		RPI 201+											
14- 12		1- 5		0- 2		OVERALL		7- 3		6- 2		2- 0											
8- 4		1- 2		0- 0		HOME		5- 1		2- 1		1- 0											
6- 7		0- 2		0- 2		AWAY		2- 2		4- 1		1- 0											
0- 1		0- 1		0- 0		NEUTRAL		0- 0		0- 0		0- 0											
5- 6		1- 2		0- 2		NON-CONFERENCE		2- 0		2- 2		1- 0											
4- 1		1- 0		0- 0		HOME		2- 0		1- 1		1- 0											
1- 4		0- 1		0- 2		AWAY		0- 0		1- 1		0- 0											
0- 1		0- 1		0- 0		NEUTRAL		0- 0		0- 0		0- 0											
9- 6		0- 3		0- 0		CONFERENCE		5- 3		4- 0		1- 0											
4- 3		0- 2		0- 0		HOME		3- 1		1- 0		0- 0											
5- 3		0- 1		0- 0		AWAY		2- 2		3- 0		1- 0											
0- 0		0- 0		0- 0		NEUTRAL		0- 0		0- 0		0- 0											

RPI 1-25				Team's RPI: 23				RPI 26-50				RPI 51-100				RPI 101+							
RPI	S	Opponent		Score		RPI	S	Opponent		Score		RPI	S	Opponent		Score		RPI	S	Opponent		Score	
1	N	UConn		64	88	28	A	DePaul		108	111	55	A	Oklahoma St.		82	96	103	A	Little Rock		56	68
6	A	Baylor		65	74	32	A	South Dakota St.		61	67	55	H	Oklahoma St.		67	70	111	A	Iowa St.		74	69
6	H	Baylor		52	74							65	A	West Virginia		79	77	121	A	Colorado St.		78	46
8	A	Oregon		74	92							65	H	West Virginia		76	57	157	A	Kansas		72	52
10	H	Texas		78	88							68	H	Belmont		96	73	157	H	Kansas		97	64
22	H	South Fla.		79	74							69	A	TCU		58	62	159	H	Florida		61	80
												69	H	TCU		84	71	205	H	SMU		87	75
												88	H	New Mexico		105	63	227	A	Texas Tech		73	52
												89	A	Kansas St.		76	71						
												89	H	Kansas St.		68	49						

LAST 12 Division I GAMES:																							
65 A West Virginia 79 77 157 H Kansas 97 64																							
157 A Kansas 72 52 55 H Oklahoma St. 67 70																							
6 A Baylor 65 74 89 A Kansas St. 76 71																							
65 H West Virginia 76 57 6 H Baylor 52 74																							
89 H Kansas St. 68 49 227 A Texas Tech 73 52																							
69 A TCU 58 62 55 A Oklahoma St. 82 96																							

Average RPI Win:	165	WON-LOST	WINNING	LAST 10	STRENGTH OF	OPP. STRENGTH	TEAM	ADJ.	CONF.	ADJ CONF.
Average RPI Loss:	31	RECORD	PCT. RANK	GAMES	SCHEDULE	OF SCHEDULE	RPI	RPI	RPI	RPI
DIV. I ONLY	18- 8	70	6- 4	64	23	55	55	4	4	
DIV. I NON-CONF.	9- 2	33	0- 0	176	90	63	63	5	5	

TOTALS	RPI 1-25	RPI 26-50	W-L RECORDS	RPI 51-100	RPI 101-999	RPI 201+				
18- 8	3- 6	0- 0	OVERALL	4- 1	11- 1	8- 0				
13- 3	2- 2	0- 0	HOME	2- 0	9- 1	7- 0				
4- 4	1- 3	0- 0	AWAY	1- 1	2- 0	1- 0				
1- 1	0- 1	0- 0	NEUTRAL	1- 0	0- 0	0- 0				
9- 2	1- 2	0- 0	NON-CONFERENCE	1- 0	7- 0	6- 0				
8- 0	1- 0	0- 0	HOME	0- 0	7- 0	6- 0				
0- 1	0- 1	0- 0	AWAY	0- 0	0- 0	0- 0				
1- 1	0- 1	0- 0	NEUTRAL	1- 0	0- 0	0- 0				
9- 6	2- 4	0- 0	CONFERENCE	3- 1	4- 1	2- 0				
5- 3	1- 2	0- 0	HOME	2- 0	2- 1	1- 0				
4- 3	1- 2	0- 0	AWAY	1- 1	2- 0	1- 0				
0- 0	0- 0	0- 0	NEUTRAL	0- 0	0- 0	0- 0				

RPI 1-25				RPI 26-50				RPI 51-100				RPI 101+			
RPI	S	Opponent	Score	RPI	S	Opponent	Score	RPI	S	Opponent	Score	RPI	S	Opponent	Score
3	A	Mississippi St.	76 79					65	H	West Virginia	79 73	111	A	Iowa St.	81 73
6	A	Baylor	64 77					67	N	South Dakota	76 68	111	H	Iowa St.	69 78
6	H	Baylor	45 87					69	A	TCU	71 54	135	H	Wichita St.	91 67
9	H	UCLA	87 72					89	A	Kansas St.	64 80	157	H	Kansas	92 63
10	A	Texas	79 84					89	H	Kansas St.	76 68	207	H	Southern U.	94 66
10	H	Texas	62 77									227	A	Texas Tech	98 57
11	N	Tennessee	69 79									227	H	Texas Tech	80 62
23	A	Oklahoma	70 67									285	H	USC Upstate	108 71
23	H	Oklahoma	96 82									309	H	Incarnate Word	86 35
												312	H	UTRGV	80 38
												323	H	Northwestern St.	78 44
												336	H	La.-Monroe	112 58

LAST 12 Division I GAMES:															
10	H	Texas	62 77	227	H	Texas Tech	80 62								
6	H	Baylor	45 87	111	H	Iowa St.	69 78								
111	A	Iowa St.	81 73	23	A	Oklahoma	70 67								
69	A	TCU	71 54	65	H	West Virginia	79 73								
157	H	Kansas	92 63	89	A	Kansas St.	64 80								
6	A	Baylor	64 77	23	H	Oklahoma	96 82								

Non-Div I Games:

Oklahoma St.

Average RPI Win:	267	WON-LOST	WINNING	LAST 10	STRENGTH OF	OPP. STRENGTH	TEAM	ADJ.	CONF.	ADJ CONF.
Average RPI Loss:	147	RECORD	PCT. RANK	GAMES	SCHEDULE	OF SCHEDULE	RPI	RPI	RPI	RPI
DIV. I ONLY	8- 19	277	6- 4	149	222	277	277	18	18	
DIV. I NON-CONF.	2- 12	306	0- 1	141	255	304	304	19	19	

TOTALS	RPI 1-25	RPI 26-50	W-L RECORDS	RPI 51-100	RPI 101-999	RPI 201+				
8- 19	0- 2	0- 1	OVERALL	0- 3	8- 13	7- 6				
7- 7	0- 2	0- 0	HOME	0- 2	7- 3	6- 0				
1- 9	0- 0	0- 1	AWAY	0- 1	1- 7	1- 4				
0- 3	0- 0	0- 0	NEUTRAL	0- 0	0- 3	0- 2				
2- 12	0- 2	0- 0	NON-CONFERENCE	0- 1	2- 9	2- 4				
2- 5	0- 2	0- 0	HOME	0- 1	2- 2	2- 0				
0- 4	0- 0	0- 0	AWAY	0- 0	0- 4	0- 2				
0- 3	0- 0	0- 0	NEUTRAL	0- 0	0- 3	0- 2				
6- 7	0- 0	0- 1	CONFERENCE	0- 2	6- 4	5- 2				
5- 2	0- 0	0- 0	HOME	0- 1	5- 1	4- 0				
1- 5	0- 0	0- 1	AWAY	0- 1	1- 3	1- 2				
0- 0	0- 0	0- 0	NEUTRAL	0- 0	0- 0	0- 0				

RPI 1-25				RPI 26-50				RPI 51-100				RPI 101+ Team's RPI: 277			
RPI	S	Opponent	Score	RPI	S	Opponent	Score	RPI	S	Opponent	Score	RPI	S	Opponent	Score
17	H	Duke	51 84	46	A	Western Ky.	48 62	80	H	UAB	61 74	105	A	George Mason	53 66
18	H	NC State	56 73					85	H	Liberty	55 63	129	N	Saint Francis (PA)	68 79
								94	A	Rice	45 53	132	H	Cincinnati	33 54
												139	H	Charlotte	60 63
												152	A	William & Mary	58 75
												164	A	Louisiana Tech	45 59
												166	H	UTEP	56 52
												201	H	Richmond	45 54
												202	A	Hampton	42 50
												204	A	Southern Miss.	74 55
												216	A	North Texas	46 63
												218	N	Oakland	59 80
												225	N	Abilene Christian	60 74
												237	H	Fla. Atlantic	59 54
												284	A	VCU	39 68
												294	A	UTSA	56 64
												294	H	UTSA	69 63
												299	H	Coppin St.	75 67
												302	H	FIU	68 60
												317	H	South Carolina St.	52 35
												318	H	Marshall	69 53

LAST 12 Division I GAMES:															
166	H	UTEP	56 52	164	A	Louisiana Tech	45 59	294	H	UTSA	69 63				
237	H	Fla. Atlantic	59 54	318	H	Marshall	69 53	202	A	Hampton	42 50				
204	A	Southern Miss.	74 55	294	A	UTSA	56 64	216	A	North Texas	46 63				
46	A	Western Ky.	48 62												
302	H	FIU	68 60												
94	A	Rice	45 53												

Non-Div I Games:

Old Dominion

Average RPI Win:	265	WON-LOST	WINNING	LAST 10	STRENGTH OF	OPP. STRENGTH	TEAM	ADJ.	CONF.	ADJ CONF.
Average RPI Loss:	135	RECORD	PCT. RANK	GAMES	SCHEDULE	OF SCHEDULE	RPI	RPI	RPI	RPI
DIV. I ONLY	8- 14	246	2- 7	169	224	240	240	13	13	
DIV. I NON-CONF.	6- 4	122	0- 0	275	315	159	159	16	16	

TOTALS	RPI 1-25	RPI 26-50	W-L RECORDS	RPI 51-100	RPI 101-999	RPI 201+				
8- 14	0- 0	0- 3	OVERALL	0- 3	8- 8	7- 3				
5- 6	0- 0	0- 2	HOME	0- 1	5- 3	4- 0				
3- 8	0- 0	0- 1	AWAY	0- 2	3- 5	3- 3				
0- 0	0- 0	0- 0	NEUTRAL	0- 0	0- 0	0- 0				
6- 4	0- 0	0- 1	NON-CONFERENCE	0- 1	6- 2	5- 2				
3- 1	0- 0	0- 1	HOME	0- 0	3- 0	2- 0				
3- 3	0- 0	0- 0	AWAY	0- 1	3- 2	3- 2				
0- 0	0- 0	0- 0	NEUTRAL	0- 0	0- 0	0- 0				
2- 10	0- 0	0- 2	CONFERENCE	0- 2	2- 6	2- 1				
2- 5	0- 0	0- 1	HOME	0- 1	2- 3	2- 0				
0- 5	0- 0	0- 1	AWAY	0- 1	0- 3	0- 1				
0- 0	0- 0	0- 0	NEUTRAL	0- 0	0- 0	0- 0				

RPI 1-25				RPI 26-50				RPI 51-100				RPI 101+				Team's RPI: 240	
RPI	S	Opponent	Score	RPI	S	Opponent	Score	RPI	S	Opponent	Score	RPI	S	Opponent	Score		
32	A	South Dakota St.	64 89	64	A	South Dakota St.	54 103	67	A	South Dakota	46 70	109	A	Western Ill.	68 103		
32	H	South Dakota St.	54 103					67	H	South Dakota	50 72	109	H	Western Ill.	51 90		
42	H	Creighton	51 72					89	A	Kansas St.	60 81	147	H	UNI	78 74		
												171	A	Denver	60 81		
												171	H	Denver	74 85		
												187	H	Oral Roberts	53 82		
												206	A	CSUN	68 60		
												214	A	CSU Bakersfield	43 52		
												234	H	Montana St.	64 53		
												270	A	Bradley	56 69		
												276	H	North Dakota St.	80 67		
												285	A	USC Upstate	69 66		
												298	A	Wofford	64 60		
												331	A	Fort Wayne	65 76		
												331	H	Fort Wayne	77 61		
												340	H	Florida A&M	78 73		
LAST 12 Division I GAMES:																	
171	A	Denver	60 81	67	A	South Dakota	46 70										
67	H	South Dakota	50 72	171	H	Denver	74 85										
331	H	Fort Wayne	77 61	109	H	Western Ill.	51 90										
109	A	Western Ill.	68 103	331	A	Fort Wayne	65 76										
32	H	South Dakota St.	54 103	32	A	South Dakota St.	64 89										
276	H	North Dakota St.	80 67	187	H	Oral Roberts	53 82										

Non-Div I Games: Graceland (IA) 96 69 Peru St. 63 47 St. Mary (NE) 81 58

Omaha

Average RPI Win:	285	WON-LOST	WINNING	LAST 10	STRENGTH OF	OPP. STRENGTH	TEAM	ADJ.	CONF.	ADJ CONF.
Average RPI Loss:	94	RECORD	PCT. RANK	GAMES	SCHEDULE	OF SCHEDULE	RPI	RPI	RPI	RPI
DIV. I ONLY	13- 12	162	3- 6	257	193	187	187	13	13	
DIV. I NON-CONF.	7- 5	132	0- 0	332	262	215	215	16	16	

TOTALS	RPI 1-25	RPI 26-50	W-L RECORDS	RPI 51-100	RPI 101-999	RPI 201+				
13- 12	0- 0	0- 2	OVERALL	0- 5	13- 5	11- 0				
4- 4	0- 0	0- 1	HOME	0- 1	4- 2	3- 0				
5- 8	0- 0	0- 1	AWAY	0- 4	5- 3	4- 0				
4- 0	0- 0	0- 0	NEUTRAL	0- 0	4- 0	4- 0				
7- 5	0- 0	0- 0	NON-CONFERENCE	0- 3	7- 2	6- 0				
1- 1	0- 0	0- 0	HOME	0- 0	1- 1	1- 0				
2- 4	0- 0	0- 0	AWAY	0- 3	2- 1	1- 0				
4- 0	0- 0	0- 0	NEUTRAL	0- 0	4- 0	4- 0				
6- 7	0- 0	0- 2	CONFERENCE	0- 2	6- 3	5- 0				
3- 3	0- 0	0- 1	HOME	0- 1	3- 1	2- 0				
3- 4	0- 0	0- 1	AWAY	0- 1	3- 2	3- 0				
0- 0	0- 0	0- 0	NEUTRAL	0- 0	0- 0	0- 0				

RPI 1-25				RPI 26-50				RPI 51-100				RPI 101+ Team's RPI: 187			
RPI	S	Opponent	Score	RPI	S	Opponent	Score	RPI	S	Opponent	Score	RPI	S	Opponent	Score
				32	A	South Dakota St.	72 96	67	A	South Dakota	55 72	109	A	Western Ill.	49 56
				32	H	South Dakota St.	70 77	67	H	South Dakota	68 73	109	H	Western Ill.	63 85
								69	A	TCU	58 72	112	H	Arkansas	66 77
								95	A	Utah	50 71	160	A	UT Arlington	46 70
								99	A	Missouri St.	66 76	171	A	Denver	54 70
												171	H	Denver	90 60
												172	A	Tulsa	53 41
												240	A	Omaha	82 53
												276	A	North Dakota St.	64 57
												276	H	North Dakota St.	71 48
												282	A	UMKC	76 73
												305	N	Alcorn	76 52
												322	N	Long Beach St.	64 58
												325	H	Houston Baptist	78 56
												326	N	Cal St. Fullerton	60 50
												331	A	Fort Wayne	73 48
												331	H	Fort Wayne	66 45
												345	N	Chicago St.	73 43

LAST 12 Division I GAMES:															
				67	A	South Dakota	55 72	171	H	Denver	90 60				
				171	A	Denver	54 70	67	H	South Dakota	68 73				
				32	A	South Dakota St.	72 96	32	H	South Dakota St.	70 77				
				276	A	North Dakota St.	64 57	276	H	North Dakota St.	71 48				
				109	H	Western Ill.	63 85	109	A	Western Ill.	49 56				
				331	H	Fort Wayne	66 45	331	A	Fort Wayne	73 48				

Non-Div I Games: Okla. Panhandle 88 35 Cent. Christian (KS) 18 47

Average RPI Win: 121

Average RPI Loss: 15

WON-LOST
RECORDWINNING
PCT. RANKLAST 10
GAMESSTRENGTH OF
SCHEDULEOPP. STRENGTH
OF SCHEDULETEAM
RPIADJ.
RPICONF.
RPIADJ CONF.
RPIDIV. I ONLY
DIV. I NON-CONF.24- 4
11- 29
228- 2
0- 026
2416
218
88
85
35
3

TOTALS

RPI 1-25

RPI 26-50

W-L RECORDS

RPI 51-100

RPI 101-999

RPI 201+

24- 4

4- 3

5- 1

OVERALL

4- 0

11- 0

5- 0

15- 1

1- 1

4- 0

HOME

2- 0

8- 0

4- 0

7- 3

2- 2

1- 1

AWAY

2- 0

2- 0

0- 0

2- 0

1- 0

0- 0

NEUTRAL

0- 0

1- 0

1- 0

11- 2

3- 2

0- 0

NON-CONFERENCE

1- 0

7- 0

4- 0

8- 0

1- 0

0- 0

HOME

1- 0

6- 0

3- 0

1- 2

1- 2

0- 0

AWAY

0- 0

0- 0

0- 0

2- 0

1- 0

0- 0

NEUTRAL

0- 0

1- 0

1- 0

13- 2

1- 1

5- 1

CONFERENCE

3- 0

4- 0

1- 0

7- 1

0- 1

4- 0

HOME

1- 0

2- 0

1- 0

6- 1

1- 0

1- 1

AWAY

2- 0

2- 0

0- 0

0- 0

0- 0

0- 0

NEUTRAL

0- 0

0- 0

0- 0

RPI 1-25

Team's RPI: 8

RPI 26-50

RPI 51-100

RPI 101+

RPI	S	Opponent	Score
3	A	Mississippi St.	79 90
4	A	Louisville	61 74
9	A	UCLA	70 61
14	H	Stanford	65 78
21	A	Texas A&M	83 68
21	N	Texas A&M	84 62
23	H	Oklahoma	92 74

RPI	S	Opponent	Score
36	H	California	91 54
39	A	Oregon St.	79 85
39	H	Oregon St.	75 63
41	H	Arizona St.	74 64
49	A	Southern California	70 66
49	H	Southern California	80 74

RPI	S	Opponent	Score
79	H	Drake	110 77
95	A	Utah	84 68
98	A	Washington St.	90 79
98	H	Washington St.	89 56

RPI	S	Opponent	Score
138	H	Ole Miss	90 46
146	A	Colorado	74 55
169	H	Weber St.	114 87
173	H	Eastern Wash.	81 40
185	A	Washington	76 63
185	H	Washington	94 83
202	H	Hampton	87 45
206	H	CSUN	91 43
250	N	Hawaii	85 44
280	H	Arizona	62 44
321	H	Southern Utah	98 38

LAST 12 Division I GAMES:

49	H	Southern California	80 74	146	A	Colorado	74 55
98	A	Washington St.	90 79	39	H	Oregon St.	75 63
185	A	Washington	76 63	39	A	Oregon St.	79 85
14	H	Stanford	65 78	41	H	Arizona St.	74 64
36	H	California	91 54	280	H	Arizona	62 44
95	A	Utah	84 68	9	A	UCLA	70 61

Oregon

Oregon

Non-Div I Games:

Oregon

Loss, Non-Conf, S Site, H Home A Away N Neutral

Average RPI Win:	162	WON-LOST	WINNING	LAST 10	STRENGTH OF	OPP. STRENGTH	TEAM	ADJ.	CONF.	ADJ CONF.
Average RPI Loss:	17	RECORD	PCT. RANK	GAMES	SCHEDULE	OF SCHEDULE	RPI	RPI	RPI	RPI

DIV. I ONLY	21- 6	37	8- 2	95	38	39	39	5	5
DIV. I NON-CONF.	9- 2	33	0- 0	268	144	99	99	3	3

TOTALS	RPI 1-25	RPI 26-50	W-L RECORDS	RPI 51-100	RPI 101-999	RPI 201+			
21- 6	2- 5	3- 1	OVERALL	4- 0	12- 0	7- 0			
14- 2	2- 2	3- 0	HOME	2- 0	7- 0	4- 0			
5- 4	0- 3	0- 1	AWAY	2- 0	3- 0	1- 0			
2- 0	0- 0	0- 0	NEUTRAL	0- 0	2- 0	2- 0			
9- 2	0- 2	0- 0	NON-CONFERENCE	1- 0	8- 0	6- 0			
6- 1	0- 1	0- 0	HOME	1- 0	5- 0	3- 0			
1- 1	0- 1	0- 0	AWAY	0- 0	1- 0	1- 0			
2- 0	0- 0	0- 0	NEUTRAL	0- 0	2- 0	2- 0			
12- 4	2- 3	3- 1	CONFERENCE	3- 0	4- 0	1- 0			
8- 1	2- 1	3- 0	HOME	1- 0	2- 0	1- 0			
4- 3	0- 2	0- 1	AWAY	2- 0	2- 0	0- 0			
0- 0	0- 0	0- 0	NEUTRAL	0- 0	0- 0	0- 0			

RPI 1-25				RPI 26-50				Team's RPI: 39				RPI 51-100				RPI 101+			
RPI	S	Opponent	Score	RPI	S	Opponent	Score	RPI	S	Opponent	Score	RPI	S	Opponent	Score	RPI	S	Opponent	Score
2	H	Notre Dame	67 72	36	H	Cal i forn i a	68 48	63	H	UC Davi s	61 47	146	A	Col orado	86 71				
8	A	Oregon	63 75	41	H	Ari zona St.	57 54	95	A	Utah	69 58	174	H	North Dakota	65 55				
8	H	Oregon	85 79	49	A	Southern Cal i forn i a	61 65	98	A	Washi ngton St.	63 61	185	A	Washi ngton	95 57				
9	A	UCLA	49 84	49	H	Southern Cal i forn i a	69 63	98	H	Washi ngton St.	71 53	185	H	Washi ngton	75 63				
9	H	UCLA	67 64									189	H	UC Santa Barbara	74 49				
14	H	Stanford	57 60									208	N	Nevada	89 49				
17	A	Duke	65 72									247	H	San Jose St.	110 62				
												280	H	Ari zona	88 48				
												296	N	Utah St.	94 55				
												327	H	Utah Valley	98 41				
												334	A	N. C. Central	97 44				
												341	H	Savannah St.	84 36				
LAST 12 Division I GAMES:																			
				49	H	Southern Cal i forn i a	69 63	146	A	Col orado	86 71								
				9	H	UCLA	67 64	95	A	Utah	69 58								
				185	A	Washington	95 57	8	A	Oregon	63 75								
				98	A	Washington St.	63 61	8	H	Oregon	85 79								
				36	H	Cal i forn i a	68 48	280	H	Ari zona	88 48								
				14	H	Stanford	57 60	41	H	Ari zona St.	57 54								

Pacific

P
a
c
i
f
i
c

Paci f i c

Page 221

Average RPI Win: 188

Average RPI Loss: 88

WON-LOST
RECORDWINNING
PCT. RANKLAST 10
GAMESSTRENGTH OF
SCHEDULEOPP. STRENGTH
OF SCHEDULETEAM
RPIADJ.
RPICONF.
RPIADJ CONF.
RPIDIV. I ONLY
DIV. I NON-CONF.16- 6
8- 456
878- 1
2- 0160
23191
6274
10174
1019
99
9

TOTALS

RPI 1-25

RPI 26-50

W-L RECORDS

RPI 51-100

RPI 101-999

RPI 201+

16- 6

1- 1

0- 2

OVERALL

3- 1

12- 2

8- 1

6- 2

0- 1

0- 1

HOME

2- 0

4- 0

4- 0

8- 3

1- 0

0- 1

AWAY

0- 0

7- 2

3- 1

2- 1

0- 0

0- 0

NEUTRAL

1- 1

1- 0

1- 0

8- 4

1- 1

0- 0

NON-CONFERENCE

1- 1

6- 2

4- 1

2- 1

0- 1

0- 0

HOME

0- 0

2- 0

2- 0

4- 2

1- 0

0- 0

AWAY

0- 0

3- 2

1- 1

2- 1

0- 0

0- 0

NEUTRAL

1- 1

1- 0

1- 0

8- 2

0- 0

0- 2

CONFERENCE

2- 0

6- 0

4- 0

4- 1

0- 0

0- 1

HOME

2- 0

2- 0

2- 0

4- 1

0- 0

0- 1

AWAY

0- 0

4- 0

2- 0

0- 0

0- 0

0- 0

NEUTRAL

0- 0

0- 0

0- 0

RPI 1-25

RPI 26-50

RPI 51-100

Team's RPI: 74

RPI 101+

RPI	S	Opponent	Score
2	H	Notre Dame	54 66
24	A	Villanova	79 77

RPI	S	Opponent	Score
37	A	Princeton	40 60
37	H	Princeton	55 70

RPI	S	Opponent	Score
66	N	Georgia Tech	55 69
72	H	Harvard	69 49
90	H	Dartmouth	65 47
99	N	Missouri St.	65 60

RPI	S	Opponent	Score
117	A	Yale	69 54
148	A	Brown	88 55
150	A	Binghamton	72 77
151	A	Saint Joseph's	57 50
181	A	Temple	74 59
212	A	Columbia	75 39
212	H	Columbia	70 51
228	H	Lafayette	55 42
235	A	La Salle	59 66
264	A	Cornell	53 39
264	H	Cornell	68 48
284	N	VCU	82 52
324	H	Rhode Island	84 66
339	A	NJIT	77 38

LAST 12 Division I GAMES:

264	A	Cornell	53 39	148	A	Brown	88 55
212	A	Columbia	75 39	181	A	Temple	74 59
37	A	Princeton	40 60	24	A	Villanova	79 77
72	H	Harvard	69 49	212	H	Columbia	70 51
90	H	Dartmouth	65 47	264	H	Cornell	68 48
117	A	Yale	69 54	37	H	Princeton	55 70

Non-Div I Games:

Gwynedd Mercy

89 25

Penn

Average RPI Loss: 66

DIV. I ONLY	15- 12	138	5- 5	61	55	83	83	3	3
DIV. I NON-CONF.	9- 4	82	0- 0	181	135	87	87	4	4
TOTALS	RPI 1-25	RPI 26-50	W-L RECORDS	RPI 51-100	RPI 101-999	RPI 201+			
15- 12	1- 4	0- 4	OVERALL	5- 2	9- 2	5- 1			
11- 2	1- 1	0- 1	HOME	5- 0	5- 0	3- 0			
4- 8	0- 3	0- 3	AWAY	0- 1	4- 1	2- 1			
0- 2	0- 0	0- 0	NEUTRAL	0- 1	0- 1	0- 0			
9- 4	0- 0	0- 0	NON-CONFERENCE	3- 2	6- 2	4- 1			
6- 0	0- 0	0- 0	HOME	3- 0	3- 0	2- 0			
3- 2	0- 0	0- 0	AWAY	0- 1	3- 1	2- 1			
0- 2	0- 0	0- 0	NEUTRAL	0- 1	0- 1	0- 0			
6- 8	1- 4	0- 4	CONFERENCE	2- 0	3- 0	1- 0			
5- 2	1- 1	0- 1	HOME	2- 0	2- 0	1- 0			
1- 6	0- 3	0- 3	AWAY	0- 0	1- 0	0- 0			
0- 0	0- 0	0- 0	NEUTRAL	0- 0	0- 0	0- 0			

RPI 1-25				RPI 26-50				RPI 51-100				Team's RPI : 83				RPI 101+			
RPI	S	Opponent	Score	RPI	S	Opponent	Score	RPI	S	Opponent	Score	RPI	S	Opponent	Score	RPI	S	Opponent	Score
7	A	Ohio St.	64 94	34	A	Minnesota	68 101	53	H	Drexel	84 70	164	N	Louisiana Tech	59 71				
19	A	Iowa	76 80	34	H	Minnesota	71 91	56	A	American	66 75	170	A	Pittsburgh	59 48				
20	H	Maryland	65 69	43	A	Purdue	73 88	59	H	Michigan St.	74 59	182	A	Wisconsin	69 62				
25	A	Rutgers	65 70	47	A	Michigan	69 89	60	H	Indiana	77 74	190	H	Northwestern	67 59				
25	H	Rutgers	70 67					70	H	Fordham	65 60	193	H	Siena	86 72				
								89	N	Kansas St.	65 70	209	A	Providence	60 51				
								97	H	Wake Forest	68 58	221	H	Illinois	68 59				
												254	H	Manhattan	78 46				
												255	A	St. Bonaventure	62 65				
												286	H	Central Conn. St.	83 66				
												318	A	Marshall	80 65				
LAST 12 Division I GAMES:																			
190	H	Northwestern	67 59	221	H	Illinois	68 59												
34	A	Minnesota	68 101	25	H	Rutgers	70 67												
19	A	Iowa	76 80	182	A	Wisconsin	69 62												
59	H	Michigan St.	74 59	34	H	Minnesota	71 91												
7	A	Ohio St.	64 94	25	A	Rutgers	65 70												
43	A	Purdue	73 88	60	H	Indiana	77 74												

Non-Div I Games:

Penn St.

Average RPI Win:	232	WON-LOST	WINNING	LAST 10	STRENGTH OF	OPP. STRENGTH	TEAM	ADJ.	CONF.	ADJ CONF.
Average RPI Loss:	149	RECORD	PCT. RANK	GAMES	SCHEDULE	OF SCHEDULE	RPI	RPI	RPI	RPI
DIV. I ONLY	9- 17	256	3- 7	125	246	230	230	14	14	
DIV. I NON-CONF.	4- 6	214	0- 0	107	346	192	192	11	11	

TOTALS	RPI 1-25	RPI 26-50	W-L RECORDS	RPI 51-100	RPI 101-999	RPI 201+				
9- 17	0- 0	0- 2	OVERALL	0- 3	9- 12	5- 3				
7- 5	0- 0	0- 1	HOME	0- 0	7- 4	3- 2				
2- 12	0- 0	0- 1	AWAY	0- 3	2- 8	2- 1				
0- 0	0- 0	0- 0	NEUTRAL	0- 0	0- 0	0- 0				
4- 6	0- 0	0- 0	NON-CONFERENCE	0- 2	4- 4	3- 2				
2- 2	0- 0	0- 0	HOME	0- 0	2- 2	1- 2				
2- 4	0- 0	0- 0	AWAY	0- 2	2- 2	2- 0				
0- 0	0- 0	0- 0	NEUTRAL	0- 0	0- 0	0- 0				
5- 11	0- 0	0- 2	CONFERENCE	0- 1	5- 8	2- 1				
5- 3	0- 0	0- 1	HOME	0- 0	5- 2	2- 0				
0- 8	0- 0	0- 1	AWAY	0- 1	0- 6	0- 1				
0- 0	0- 0	0- 0	NEUTRAL	0- 0	0- 0	0- 0				

RPI 1-25				RPI 26-50				RPI 51-100				RPI 101+				Team's RPI: 230	
RPI	S	Opponent	Score	RPI	S	Opponent	Score	RPI	S	Opponent	Score	RPI	S	Opponent	Score		
				48	A	Gonzaga	51 73	63	A	UC Davis	64 69	140	A	BYU	43 78		
				48	H	Gonzaga	48 67	78	A	Saint Mary's (CA)	62 75	140	H	BYU	67 73		
								95	A	Utah	65 89	142	A	Loyola Marymount	60 75		
												142	H	Loyola Marymount	85 74		
												143	H	Idaho St.	80 74		
												155	A	San Francisco	67 68		
												155	H	San Francisco	95 92		
												167	A	UC Irvine	74 75		
												169	A	Weber St.	61 71		
												180	A	Pacific	73 84		
												180	H	Pacific	77 85		
												188	A	San Diego	53 79		
												188	H	San Diego	66 62		
												208	A	Nevada	77 72		
												220	H	Seattle U	62 65		
												232	H	New Mexico St.	64 86		
												283	A	Santa Clara	50 54		
												283	H	Santa Clara	56 55		
												316	H	Portland	83 79		
												322	A	Long Beach St.	83 71		
												327	H	Utah Valley	71 44		
LAST 12 Division I GAMES:																	
				48	H	Gonzaga	48 67	283	A	Santa Clara	50 54						
				140	A	BYU	43 78	142	A	Loyola Marymount	60 75						
				142	H	Loyola Marymount	85 74	155	H	San Francisco	95 92						
				188	A	San Diego	53 79	180	H	Pacific	77 85						
				180	A	Pacific	73 84	78	A	Saint Mary's (CA)	62 75						
				316	H	Portland	83 79	140	H	BYU	67 73						

Non-Div I Games:

Pepperdine

Average RPI	Win:	197	WON-LOST	WINNING	LAST 10	STRENGTH OF	OPP. STRENGTH	TEAM	ADJ.	CONF.	ADJ CONF.
Average RPI	Loss:	67	RECORD	PCT. RANK	GAMES	SCHEDULE	OF SCHEDULE	RPI	RPI	RPI	RPI
DIV. I ONLY		10- 16	236	2- 8	65	51	170	170	1	1	
DIV. I NON-CONF.		8- 5	111	0- 0	190	201	173	173	1	1	

TOTALS	RPI 1-25		RPI 26-50		W-L RECORDS		RPI 51-100		RPI 101-999		RPI 201+
10- 16	0- 4		0- 3		OVERALL		1- 6		9- 3		4- 0
8- 8	0- 4		0- 0		HOME		1- 3		7- 1		4- 0
2- 8	0- 0		0- 3		AWAY		0- 3		2- 2		0- 0
0- 0	0- 0		0- 0		NEUTRAL		0- 0		0- 0		0- 0
8- 5	0- 0		0- 0		NON-CONFERENCE		0- 4		8- 1		4- 0
7- 3	0- 0		0- 0		HOME		0- 2		7- 1		4- 0
1- 2	0- 0		0- 0		AWAY		0- 2		1- 0		0- 0
0- 0	0- 0		0- 0		NEUTRAL		0- 0		0- 0		0- 0
2- 11	0- 4		0- 3		CONFERENCE		1- 2		1- 2		0- 0
1- 5	0- 4		0- 0		HOME		1- 1		0- 0		0- 0
1- 6	0- 0		0- 3		AWAY		0- 1		1- 2		0- 0
0- 0	0- 0		0- 0		NEUTRAL		0- 0		0- 0		0- 0

RPI	S	Opponent	Score	RPI	S	Opponent	Score	RPI	S	Opponent	Score	RPI	S	Opponent	Score	Team's RPI: 170
2	H	Notre Dame	53 87	31	A	Syracuse	52 70	62	H	Duquesne	53 66	104	A	North Carolina	67 68	
4	H	Louisville	51 77	35	A	Virginia	50 62	65	A	West Virginia	52 73	123	H	Bucknell	57 39	
5	H	Florida St.	59 66	44	A	Miami (FL)	58 82	66	H	Georgia Tech	68 62	132	A	Cincinnati	66 46	
17	H	Duke	46 58					70	A	Fordham	55 58	136	A	Clemson	58 42	
								76	A	Virginia Tech	66 89	177	H	Youngstown St.	66 58	
								83	H	Penn St.	48 59	182	H	Wisconsin	57 58	
								97	H	Wake Forest	49 58	194	A	Boston College	61 72	
												197	H	Arkansas St.	87 47	
												260	H	UNCW	74 55	
												264	H	Cornell	51 39	
												267	H	Towson	81 63	
												345	H	Chicago St.	87 49	

LAST 12 Division I GAMES:																
44	A	Miami (FL)	58 82	31	A	Syracuse	52 70	4	H	Louisville	51 77	66	H	Georgia Tech	68 62	
194	A	Boston College	61 72	76	A	Virginia Tech	66 89	104	A	North Carolina	67 68	97	H	Wake Forest	49 58	
5	H	Florida St.	59 66													
136	A	Clemson	58 42													
17	H	Duke	46 58													
2	H	Notre Dame	53 87													

Non-Div I Games:

Pittsburgh

Average RPI Win: 209	WON-LOST RECORD	WINNING PCT. RANK	LAST 10 GAMES	STRENGTH OF SCHEDULE	OPP. STRENGTH OF SCHEDULE	TEAM RPI	ADJ. RPI	CONF. RPI	ADJ CONF. RPI
Average RPI Loss: 168									
DIV. I ONLY	4- 21	322	2- 8	159	205	316	316	14	14
DIV. I NON-CONF.	2- 7	286	0- 0	248	336	332	332	11	11

TOTALS	RPI 1-25	RPI 26-50	W-L RECORDS	RPI 51-100	RPI 101-999	RPI 201+			
4- 21	0- 0	0- 2	OVERALL	1- 1	3- 18	2- 4			
4- 10	0- 0	0- 1	HOME	1- 0	3- 9	2- 1			
0- 11	0- 0	0- 1	AWAY	0- 1	0- 9	0- 3			
0- 0	0- 0	0- 0	NEUTRAL	0- 0	0- 0	0- 0			
2- 7	0- 0	0- 0	NON-CONFERENCE	0- 0	2- 7	2- 1			
2- 4	0- 0	0- 0	HOME	0- 0	2- 4	2- 0			
0- 3	0- 0	0- 0	AWAY	0- 0	0- 3	0- 1			
0- 0	0- 0	0- 0	NEUTRAL	0- 0	0- 0	0- 0			
2- 14	0- 0	0- 2	CONFERENCE	1- 1	1- 11	0- 3			
2- 6	0- 0	0- 1	HOME	1- 0	1- 5	0- 1			
0- 8	0- 0	0- 1	AWAY	0- 1	0- 6	0- 2			
0- 0	0- 0	0- 0	NEUTRAL	0- 0	0- 0	0- 0			

RPI S Opponent	Score	RPI S Opponent	Score	RPI S Opponent	Score	RPI S Opponent	Score
48 A Gonzaga	36 75	48 H Gonzaga	56 70	78 A Saint Mary's (CA)	49 77	126 H Portland St.	71 77
				78 H Saint Mary's (CA)	68 65	129 H Saint Francis (PA)	101 106
						140 H BYU	58 72
						142 A Loyola Marymount	55 76
						142 H Loyola Marymount	60 63
						155 A San Francisco	75 84
						155 H San Francisco	63 76
						165 H Boise St.	47 73
						167 A UC Irvine	52 63
						169 H Weber St.	70 91
						180 A Paci fic	55 91
						180 H Paci fic	89 67
						185 A Washington	67 93
						188 A San Diego	52 59
						188 H San Diego	60 75
						230 A Pepperdi ne	79 83
						250 H Hawai i	76 47
						283 A Santa Clara	57 67
						283 H Santa Clara	43 50
						326 A Cal St. Fullerton	61 66
						327 H Utah Valley	71 64

LAST 12 Division I GAMES:							
78 A Saint Mary's (CA)	49 77	78 H Saint Mary's (CA)	68 65	48 A Gonzaga	36 75		
283 A Santa Clara	57 67	48 H Loyola Marymount	60 63	142 H Loyola Marymount	60 63		
180 H Paci fic	89 67	188 H San Diego	60 75	180 A Paci fi c	55 91		
155 H San Francisco	63 76	48 H Gonzaga	56 70				
142 A Loyola Marymount	55 76						
230 A Pepperdi ne	79 83						

Average RPI Win:	221	WON-LOST	WINNING	LAST 10	STRENGTH OF	OPP. STRENGTH	TEAM	ADJ.	CONF.	ADJ CONF.
Average RPI Loss:	145	RECORD	PCT. RANK	GAMES	SCHEDULE	OF SCHEDULE	RPI	RPI	RPI	RPI
DIV. I ONLY	12- 11	158	5- 5	147	244	126	126	19	19	
DIV. I NON-CONF.	4- 5	202	0- 0	140	157	109	109	15	15	

TOTALS	RPI 1-25	RPI 26-50	W-L RECORDS	RPI 51-100	RPI 101-999	RPI 201+				
12- 11	0- 0	0- 1	OVERALL	0- 2	12- 8	7- 3				
6- 2	0- 0	0- 0	HOME	0- 0	6- 2	3- 0				
6- 9	0- 0	0- 1	AWAY	0- 2	6- 6	4- 3				
0- 0	0- 0	0- 0	NEUTRAL	0- 0	0- 0	0- 0				
4- 5	0- 0	0- 1	NON-CONFERENCE	0- 2	4- 2	2- 2				
1- 0	0- 0	0- 0	HOME	0- 0	1- 0	0- 0				
3- 5	0- 0	0- 1	AWAY	0- 2	3- 2	2- 2				
0- 0	0- 0	0- 0	NEUTRAL	0- 0	0- 0	0- 0				
8- 6	0- 0	0- 0	CONFERENCE	0- 0	8- 6	5- 1				
5- 2	0- 0	0- 0	HOME	0- 0	5- 2	3- 0				
3- 4	0- 0	0- 0	AWAY	0- 0	3- 4	2- 1				
0- 0	0- 0	0- 0	NEUTRAL	0- 0	0- 0	0- 0				

RPI 1-25	RPI 26-50	RPI 51-100	RPI 101+	Team's RPI: 126
RPI S Opponent Score	RPI S Opponent Score	RPI S Opponent Score	RPI S Opponent Score	Score
	48 Gonzaga 52 91	63 UC Davis 67 79	130 Idaho 60 61	
		93 UNLV 80 88	130 Idaho 90 101	
			138 Ole Miss 94 79	
			143 Idaho St. 64 72	
			143 Idaho St. 59 88	
			167 UC Irvine 82 72	
			169 Weber St. 62 60	
			169 Weber St. 77 64	
			173 Eastern Wash. 57 64	
			173 Eastern Wash. 75 60	
			208 Nevada 55 67	
			220 Seattle U 77 91	
			234 Montana St. 69 60	
			234 Montana St. 62 53	
			247 San Jose St. 90 78	
			248 Montana 53 69	
			248 Montana 70 53	
			279 Sacramento St. 81 72	
			279 Sacramento St. 74 73	
			316 Portland 77 71	
LAST 12 Division I GAMES:				
143 Idaho St. 64 72	279 Sacramento St. 81 72			
169 Weber St. 62 60	169 Weber St. 77 64			
234 Montana St. 62 53	143 Idaho St. 59 88			
248 Montana 70 53	248 Montana 53 69			
173 Eastern Wash. 57 64	234 Montana St. 69 60			
130 Idaho 60 61	130 Idaho 90 101			

Non-Div I Games: Northwest (WA) 63 60 Multnomah 95 32

Portland St.

Average RPI Win:	290	WON-LOST	WINNING	LAST 10	STRENGTH OF	OPP. STRENGTH	TEAM	ADJ.	CONF.	ADJ CONF.
Average RPI Loss:	198	RECORD	PCT. RANK	GAMES	SCHEDULE	OF SCHEDULE	RPI	RPI	RPI	RPI
DIV. I ONLY	8- 14	246	6- 4	232	347	262	262	32	32	
DIV. I NON-CONF.	0- 9	337	0- 0	69	268	299	299	32	32	

TOTALS	RPI 1-25	RPI 26-50	W-L RECORDS	RPI 51-100	RPI 101-999	RPI 201+				
8- 14	0- 1	0- 0	OVERALL	0- 1	8- 12	8- 8				
5- 3	0- 0	0- 0	HOME	0- 1	5- 2	5- 2				
3- 10	0- 1	0- 0	AWAY	0- 0	3- 9	3- 5				
0- 1	0- 0	0- 0	NEUTRAL	0- 0	0- 1	0- 1				
0- 9	0- 1	0- 0	NON-CONFERENCE	0- 1	0- 7	0- 3				
0- 1	0- 0	0- 0	HOME	0- 1	0- 0	0- 0				
0- 7	0- 1	0- 0	AWAY	0- 0	0- 6	0- 2				
0- 1	0- 0	0- 0	NEUTRAL	0- 0	0- 1	0- 1				
8- 5	0- 0	0- 0	CONFERENCE	0- 0	8- 5	8- 5				
5- 2	0- 0	0- 0	HOME	0- 0	5- 2	5- 2				
3- 3	0- 0	0- 0	AWAY	0- 0	3- 3	3- 3				
0- 0	0- 0	0- 0	NEUTRAL	0- 0	0- 0	0- 0				

RPI 1-25				RPI 26-50				RPI 51-100				RPI 101+ Team's RPI: 262			
RPI	S	Opponent	Score	RPI	S	Opponent	Score	RPI	S	Opponent	Score	RPI	S	Opponent	Score
21	A	Texas A&M	70 98					94	H	Rice	68 88	120	A	Bethune-Cookman	52 77
												121	A	Colorado St.	59 71
												133	A	Texas St.	57 84
												136	A	Clemson	58 64
												207	H	Southern U.	69 62
												227	A	Texas Tech	60 89
												231	A	Grambling	79 81
												231	H	Grambling	68 75
												233	A	Texas Southern	61 56
												233	H	Texas Southern	65 48
												236	N	A&M-Corpus Christi	62 72
												295	A	Alabama St.	68 70
												305	H	Alcorn	72 73
												310	A	Jackson St.	61 70
												310	H	Jackson St.	85 73
												312	A	UTRGV	62 78
												314	A	Alabama A&M	55 48
												338	H	Mississippi Val.	78 73
												343	A	Ark.-Pine Bluff	89 72
												343	H	Ark.-Pine Bluff	64 52
LAST 12 Division I GAMES:															
343	A	Ark.-Pine Bluff	89 72	338	H	Mississippi Val.	78 73								
310	H	Jackson St.	85 73	343	H	Ark.-Pine Bluff	64 52								
231	H	Grambling	68 75	310	A	Jackson St.	61 70								
233	H	Texas Southern	65 48	231	A	Grambling	79 81								
314	A	Alabama A&M	55 48	233	A	Texas Southern	61 56								
295	A	Alabama St.	68 70	207	H	Southern U.	69 62								

Non-Div I Games: Texas-Tyler 99 56 Arlington Baptist 116 73

Prairie View

Average RPI Win:	265	WON-LOST	WINNING	LAST 10	STRENGTH OF	OPP. STRENGTH	TEAM	ADJ.	CONF.	ADJ CONF.
Average RPI Loss:	179	RECORD	PCT. RANK	GAMES	SCHEDULE	OF SCHEDULE	RPI	RPI	RPI	RPI
DIV. I ONLY	9- 16	249	5- 5	270	271	274	274	27	27	
DIV. I NON-CONF.	3- 8	268	0- 0	179	143	251	251	28	28	

TOTALS	RPI 1-25	RPI 26-50	W-L RECORDS	RPI 51-100	RPI 101-999	RPI 201+				
9- 16	0- 2	0- 0	OVERALL	0- 3	9- 11	7- 7				
6- 5	0- 0	0- 0	HOME	0- 1	6- 4	4- 4				
3- 11	0- 0	0- 0	AWAY	0- 1	3- 1	3- 0				
0- 0	0- 0	0- 0	NEUTRAL	0- 0	0- 0	0- 0				
3- 8	0- 2	0- 0	NON-CONFERENCE	0- 1	3- 5	2- 3				
2- 2	0- 0	0- 0	HOME	0- 0	2- 2	1- 2				
1- 6	0- 2	0- 0	AWAY	0- 1	1- 3	1- 1				
0- 0	0- 0	0- 0	NEUTRAL	0- 0	0- 0	0- 0				
6- 8	0- 0	0- 0	CONFERENCE	0- 2	6- 6	5- 4				
4- 3	0- 0	0- 0	HOME	0- 1	4- 2	3- 2				
2- 5	0- 0	0- 0	AWAY	0- 1	2- 4	2- 2				
0- 0	0- 0	0- 0	NEUTRAL	0- 0	0- 0	0- 0				

RPI 1-25				RPI 26-50				RPI 51-100				RPI 101+ Team's RPI: 274			
RPI	S	Opponent	Score	RPI	S	Opponent	Score	RPI	S	Opponent	Score	RPI	S	Opponent	Score
9	A	UCLA	40 76					68	A	Belmont	48 90	104	A	North Carolina	56 91
17	A	Duke	45 79					85	A	Liberty	55 63	114	A	Chattanooga	51 71
								85	H	Liberty	64 76	149	A	Radford	55 93
												176	H	Furman	76 75
												200	A	High Point	55 81
												200	H	High Point	62 55
												217	H	Gardner-Webb	72 69
												223	A	UNC Asheville	76 74
												226	H	UNCG	57 64
												244	A	San Diego St.	50 77
												263	A	Campbell	40 53
												263	H	Campbell	65 59
												285	A	USC Upstate	83 69
												301	H	Kennesaw St.	51 60
												311	H	Charleston So.	61 64
												334	H	N. C. Central	69 60
												342	A	Winthrop	64 58
												342	H	Winthrop	78 45
												347	A	Longwood	56 66
												347	H	Longwood	60 75

LAST 12 Division I GAMES:															
200	H	High Point	62 55	223	A	UNC Asheville	76 74								
263	A	Campbell	40 53	342	H	Winthrop	78 45								
347	H	Longwood	60 75	149	A	Radford	55 93								
342	A	Winthrop	64 58	217	H	Gardner-Webb	72 69								
85	A	Liberty	55 63	263	H	Campbell	65 59								
311	H	Charleston So.	61 64	200	A	High Point	55 81								

Non-Div I Games:

Presbyterian

Average RPI Win:	163	WON-LOST	WINNING	LAST 10	STRENGTH OF	OPP. STRENGTH	TEAM	ADJ.	CONF.	ADJ CONF.
Average RPI Loss:	58	RECORD	PCT. RANK	GAMES	SCHEDULE	OF SCHEDULE	RPI	RPI	RPI	RPI
DIV. I ONLY	19- 4	20	9- 1	118	89	37	37	9	9	
DIV. I NON-CONF.	10- 3	52	2- 0	129	40	50	50	9	9	

TOTALS	RPI 1-25	RPI 26-50	W-L RECORDS	RPI 51-100	RPI 101-999	RPI 201+				
19- 4	0- 2	1- 0	OVERALL	5- 1	13- 1	7- 0				
8- 2	0- 1	0- 0	HOME	4- 1	4- 0	3- 0				
9- 2	0- 1	1- 0	AWAY	1- 0	7- 1	4- 0				
2- 0	0- 0	0- 0	NEUTRAL	0- 0	2- 0	0- 0				
10- 3	0- 2	1- 0	NON-CONFERENCE	1- 1	8- 0	3- 0				
3- 2	0- 1	0- 0	HOME	1- 1	2- 0	1- 0				
5- 1	0- 1	1- 0	AWAY	0- 0	4- 0	2- 0				
2- 0	0- 0	0- 0	NEUTRAL	0- 0	2- 0	0- 0				
9- 1	0- 0	0- 0	CONFERENCE	4- 0	5- 1	4- 0				
5- 0	0- 0	0- 0	HOME	3- 0	2- 0	2- 0				
4- 1	0- 0	0- 0	AWAY	1- 0	3- 1	2- 0				
0- 0	0- 0	0- 0	NEUTRAL	0- 0	0- 0	0- 0				

RPI 1-25				RPI 26-50				RPI 51-100				RPI 101+			
RPI	S	Opponent	Score	RPI	S	Opponent	Score	RPI	S	Opponent	Score	RPI	S	Opponent	Score
24	H	Villanova	59 62	45	A	Quinnipiac	60 46	66	H	Georgia Tech	56 67	101	A	Seton Hall	85 83
25	A	Rutgers	50 70					72	H	Harvard	80 47	114	N	Chattanooga	59 49
								74	A	Penn	70 55	117	A	Yale	59 73
								74	H	Penn	60 40	128	H	Delaware	78 60
								90	H	Dartmouth	82 63	148	A	Brown	77 62
								91	H	George Washington	72 52	151	N	Saint Joseph's	63 54
												178	A	Davidson	63 57
												212	A	Columbia	74 46
												212	H	Columbia	69 47
												228	A	Lafayette	53 45
												264	A	Cornell	72 40
												264	H	Cornell	75 54
												320	H	UMBC	77 40
												330	A	Wagner	58 37

LAST 12 Division I GAMES:															
212	A	Columbia	74 46	117	A	Yale	59 73								
264	A	Cornell	72 40	264	H	Cornell	75 54								
74	H	Penn	60 40	212	H	Columbia	69 47								
90	H	Dartmouth	82 63	74	A	Penn	70 55								
72	H	Harvard	80 47	320	H	UMBC	77 40								
148	A	Brown	77 62	114	N	Chattanooga	59 49								

Non-Div I Games:

Princeton

Average RPI	Win:	173	WON-LOST	WINNING	LAST 10	STRENGTH OF	OPP. STRENGTH	TEAM	ADJ.	CONF.	ADJ CONF.
Average RPI	Loss:	96	RECORD	PCT. RANK	GAMES	SCHEDULE	OF SCHEDULE	RPI	RPI	RPI	RPI
DIV. I ONLY		10- 18	253	2- 8	132	62	209	209	6	6	
DIV. I NON-CONF.		7- 5	132	0- 0	267	149	184	184	6	6	
<hr/>											
TOTALS	RPI 1-25		RPI 26-50		W-L RECORDS		RPI 51-100		RPI 101-999		RPI 201+
10- 18	0- 1		0- 7		OVERALL		3- 1		7- 9		3- 3
4- 10	0- 1		0- 3		HOME		1- 1		3- 5		2- 1
3- 8	0- 0		0- 4		AWAY		1- 0		2- 4		0- 2
3- 0	0- 0		0- 0		NEUTRAL		1- 0		2- 0		1- 0
7- 5	0- 0		0- 1		NON-CONFERENCE		1- 1		6- 3		2- 2
2- 3	0- 0		0- 0		HOME		0- 1		2- 2		1- 1
2- 2	0- 0		0- 1		AWAY		0- 0		2- 1		0- 1
3- 0	0- 0		0- 0		NEUTRAL		1- 0		2- 0		1- 0
3- 13	0- 1		0- 6		CONFERENCE		2- 0		1- 6		1- 1
2- 7	0- 1		0- 3		HOME		1- 0		1- 3		1- 0
1- 6	0- 0		0- 3		AWAY		1- 0		0- 3		0- 1
0- 0	0- 0		0- 0		NEUTRAL		0- 0		0- 0		0- 0

RPI	S	Opponent	Score	RPI	S	Opponent	Score	RPI	S	Opponent	Score	RPI	S	Opponent	Score	Team's RPI: 209
24	H	Villanova	55 63	28	A	DePaul	47 81	54	A	St. John's (NY)	49 44	101	A	Seton Hall	56 65	
				28	H	DePaul	48 71	54	H	St. John's (NY)	70 68	101	H	Seton Hall	56 65	
				30	A	Marquette	61 94	83	H	Penn St.	51 60	102	A	Butler	57 68	
				30	H	Marquette	60 77	100	N	Wright St.	74 69	102	H	Butler	48 69	
				42	A	Creighton	56 73					115	H	Georgetown	43 75	
				42	H	Creighton	84 87					117	A	Yale	55 51	
				45	A	Quinnipiac	36 62					144	A	Northeastern	98 95	
												148	H	Brown	59 64	
												184	N	Stetson	56 45	
												194	H	Boston College	63 55	
												212	H	Columbia	64 73	
												219	A	Xavier	59 68	
												219	H	Xavier	69 48	
												273	A	Sacred Heart	75 78	
												324	H	Rhode Island	65 41	
												341	N	Savannah St.	78 48	
<hr/>																
LAST 12 Division I GAMES:																
219	H	Xavier	69 48	101	H	Seton Hall	56 65									
102	H	Butler	48 69	102	A	Butler	57 68									
42	H	Creighton	84 87	219	A	Xavier	59 68									
28	A	DePaul	47 81	42	A	Creighton	56 73									
30	A	Marquette	61 94	30	H	Marquette	60 77									
54	H	St. John's (NY)	70 68	28	H	DePaul	48 71									

Non-Div I Games:

Providence

Average RPI Win:	127	WON-LOST	WINNING	LAST 10	STRENGTH OF	OPP. STRENGTH	TEAM	ADJ.	CONF.	ADJ CONF.
Average RPI Loss:	53	RECORD	PCT. RANK	GAMES	SCHEDULE	OF SCHEDULE	RPI	RPI	RPI	RPI
DIV. I ONLY	17- 11	119	6- 4	12	58	43	43	3	3	
DIV. I NON-CONF.	9- 5	99	0- 0	18	130	52	52	4	4	

TOTALS	RPI 1-25	RPI 26-50	W-L RECORDS	RPI 51-100	RPI 101-999	RPI 201+				
17- 11	3- 2	2- 3	OVERALL	3- 6	9- 0	3- 0				
10- 4	1- 0	0- 2	HOME	3- 2	6- 0	1- 0				
6- 6	2- 2	2- 0	AWAY	0- 4	2- 0	2- 0				
1- 1	0- 0	0- 1	NEUTRAL	0- 0	1- 0	0- 0				
9- 5	0- 0	1- 2	NON-CONFERENCE	2- 3	6- 0	2- 0				
6- 2	0- 0	0- 1	HOME	2- 1	4- 0	1- 0				
2- 2	0- 0	1- 0	AWAY	0- 2	1- 0	1- 0				
1- 1	0- 0	0- 1	NEUTRAL	0- 0	1- 0	0- 0				
8- 6	3- 2	1- 1	CONFERENCE	1- 3	3- 0	1- 0				
4- 2	1- 0	0- 1	HOME	1- 1	2- 0	0- 0				
4- 4	2- 2	1- 0	AWAY	0- 2	1- 0	1- 0				
0- 0	0- 0	0- 0	NEUTRAL	0- 0	0- 0	0- 0				

RPI 1-25				RPI 26-50				RPI 51-100				RPI 101+			
RPI	S	Opponent	Score	RPI	S	Opponent	Score	RPI	S	Opponent	Score	RPI	S	Opponent	Score
7	A	Ohio St.	60 73	27	A	Central Mich.	79 69	60	A	Indiana	54 72	108	H	Lamar University	79 64
19	A	Iowa	76 70	34	H	Minnesota	74 78	60	H	Indiana	44 52	161	N	Marist	61 47
20	A	Maryland	75 65	40	H	Bail St.	60 66	64	A	Nebraska	51 75	173	H	Eastern Wash.	65 40
25	A	Rutgers	50 58	47	A	Michigan	81 79	66	A	Georgia Tech	55 68	182	H	Wisconsin	57 35
25	H	Rutgers	47 33	49	N	Southern California	46 58	78	H	Saint Mary's (CA)	70 60	190	H	Northwestern	63 60
								83	H	Penn St.	88 73	191	H	UT Martin	60 58
								86	H	Ohio	71 77	221	A	Illinois	73 54
								87	H	Miami (OH)	75 66	250	A	Hawaii	79 67
								95	A	Utah	68 81	293	H	Valparaiso	95 49
LAST 12 Division I GAMES:															
7	A	Ohio St.	60 73	83	H	Penn St.	88 73								
20	A	Maryland	75 65	64	A	Nebraska	51 75								
60	H	Indiana	44 52	190	H	Northwestern	63 60								
34	H	Minnesota	74 78	19	A	Iowa	76 70								
221	A	Illinois	73 54	25	H	Rutgers	47 33								
47	A	Michigan	81 79	60	A	Indiana	54 72								

Non-Div I Games:

Purdue

RPI

RPI	S	Opponent	Score
161	A	Marist	80 74
161	H	Marist	62 56
193	A	Siena	83 72
193	H	Siena	68 54
201	A	Richmond	81 65
202	A	Hampton	64 58
209	H	Providence	62 36
238	A	Niagara	84 55
238	H	Niagara	77 61
254	A	Manhattan	80 64
257	A	Fairfield	58 39
257	H	Fairfield	77 45
275	H	Rider	73 66
292	A	Canisius	84 55
292	H	Canisius	64 39
303	A	Monmouth	76 55
337	A	Iona	74 38
337	H	Iona	90 47
348	H	Saint Peter's	86 39

Quinnipiac

Qui nni pi ac

Average RPI Win:	265	WON-LOST	WINNING	LAST 10	STRENGTH OF	OPP. STRENGTH	TEAM	ADJ.	CONF.	ADJ CONF.
Average RPI Loss:	154	RECORD	PCT. RANK	GAMES	SCHEDULE	OF SCHEDULE	RPI	RPI	RPI	RPI
DIV. I ONLY	17- 7	63	9- 1	328	261	149	149	27	27	
DIV. I NON-CONF.	6- 4	122	0- 0	329	133	202	202	28	28	

TOTALS	RPI 1-25	RPI 26-50	W-L RECORDS	RPI 51-100	RPI 101-999	RPI 201+				
17- 7	0- 0	0- 0	OVERALL	1- 3	16- 4	15- 3				
9- 1	0- 0	0- 0	HOME	1- 0	8- 1	7- 1				
6- 5	0- 0	0- 0	AWAY	0- 0	6- 2	6- 2				
2- 1	0- 0	0- 0	NEUTRAL	0- 1	2- 0	2- 0				
6- 4	0- 0	0- 0	NON-CONFERENCE	0- 2	6- 2	6- 1				
3- 0	0- 0	0- 0	HOME	0- 0	3- 0	3- 0				
1- 3	0- 0	0- 0	AWAY	0- 1	1- 2	1- 1				
2- 1	0- 0	0- 0	NEUTRAL	0- 1	2- 0	2- 0				
11- 3	0- 0	0- 0	CONFERENCE	1- 1	10- 2	9- 2				
6- 1	0- 0	0- 0	HOME	1- 0	5- 1	4- 1				
5- 2	0- 0	0- 0	AWAY	0- 1	5- 1	5- 1				
0- 0	0- 0	0- 0	NEUTRAL	0- 0	0- 0	0- 0				

RPI 1-25				RPI 26-50				RPI 51-100				RPI 101+				Team's RPI: 149
RPI	S	Opponent	Score	RPI	S	Opponent	Score	RPI	S	Opponent	Score	RPI	S	Opponent	Score	
								65	N	West Virginia	55 75	104	A	North Carolina	46 79	
								76	A	Virginia Tech	42 68	200	H	High Point	50 47	
								85	A	Liberty	56 61	217	A	Gardner-Webb	53 69	
								85	H	Liberty	52 45	217	H	Gardner-Webb	66 46	
												223	A	UNC Asheville	64 48	
												223	H	UNC Asheville	56 67	
												225	N	Abilene Christian	71 65	
												226	H	UNCG	56 53	
												263	A	Campbell	51 50	
												267	N	Towson	69 66	
												272	H	Appalachian St.	61 40	
												274	H	Presbyterian	93 55	
												284	H	VCU	79 62	
												307	A	Western Caro.	27 39	
												308	A	Tennessee Tech	60 41	
												311	A	Charleston So.	61 56	
												311	H	Charleston So.	74 57	
												342	A	Winthrop	70 30	
												342	H	Winthrop	78 52	
												347	A	Longwood	52 33	

LAST 12 Division I GAMES:																
				342	A	Winthrop	70 30	85	A	Liberty	56 61					
				85	H	Liberty	52 45	200	H	High Point	50 47					
				311	H	Charleston So.	74 57	274	H	Presbyterian	93 55					
				223	A	UNC Asheville	64 48	347	A	Longwood	52 33					
				217	H	Gardner-Webb	66 46	311	A	Charleston So.	61 56					
				263	A	Campbell	51 50	223	H	UNC Asheville	56 67					

Non-Div I Games: UVa-Wise 75 43

Radford

■ Loss,
 ■ Non-Conf,
 ■ S Site,
 ■ Home
 ■ A Away
 N Neutral

Average RPI Win:	279	WON-LOST	WINNING	LAST 10	STRENGTH OF	OPP. STRENGTH	TEAM	ADJ.	CONF.	ADJ CONF.
Average RPI Loss:	152	RECORD	PCT. RANK	GAMES	SCHEDULE	OF SCHEDULE	RPI	RPI	RPI	RPI
DIV. I ONLY	3- 23	333	1- 9	183	155	324	324	12	12	
DIV. I NON-CONF.	2- 10	300	0- 0	202	243	313	313	10	10	

TOTALS	RPI 1-25	RPI 26-50	W-L RECORDS	RPI 51-100	RPI 101-999	RPI 201+				
3- 23	0- 0	0- 2	OVERALL	0- 6	3- 15	3- 6				
3- 8	0- 0	0- 1	HOME	0- 0	3- 7	3- 3				
0- 14	0- 0	0- 1	AWAY	0- 6	0- 7	0- 2				
0- 1	0- 0	0- 0	NEUTRAL	0- 0	0- 1	0- 1				
2- 10	0- 0	0- 1	NON-CONFERENCE	0- 3	2- 6	2- 3				
2- 2	0- 0	0- 1	HOME	0- 0	2- 1	2- 1				
0- 7	0- 0	0- 0	AWAY	0- 3	0- 4	0- 1				
0- 1	0- 0	0- 0	NEUTRAL	0- 0	0- 1	0- 1				
1- 13	0- 0	0- 1	CONFERENCE	0- 3	1- 9	1- 3				
1- 6	0- 0	0- 0	HOME	0- 0	1- 6	1- 2				
0- 7	0- 0	0- 1	AWAY	0- 3	0- 3	0- 1				
0- 0	0- 0	0- 0	NEUTRAL	0- 0	0- 0	0- 0				

RPI 1-25				RPI 26-50				RPI 51-100				RPI 101+			
RPI	S	Opponent	Score	RPI	S	Opponent	Score	RPI	S	Opponent	Score	RPI	S	Opponent	Score
				33	A	Dayton	58 116	59	A	Michigan St.	38 82	105	H	George Mason	53 92
				34	H	Minnesota	60 82	62	A	Duquesne	71 80	122	H	Saint Louis	66 70
								70	A	Fordham	64 76	145	A	Samford	37 67
								74	A	Penn	66 84	151	A	Saint Joseph's	46 64
								90	A	Dartmouth	54 70	161	A	Marist	42 64
								91	A	George Washington	52 65	178	A	Davidson	67 77
												178	H	Davidson	67 79
												179	A	Jacksonville St.	53 63
												201	H	Richmond	53 74
												209	A	Providence	41 65
												235	H	La Salle	72 63
												245	H	Holy Cross	63 69
												255	A	St. Bonaventure	70 81
												257	H	Fairfield	62 47
												281	H	Massachusetts	59 61
												284	H	VCU	49 61
												289	N	Bryant	52 58
												344	H	UMass Lowell	81 64
LAST 12 Division I GAMES:															
				62	A	Duquesne	71 80	91	A	George Washington	52 65				
				122	H	Saint Louis	66 70	235	H	La Salle	72 63				
				151	A	Saint Joseph's	46 64	255	A	St. Bonaventure	70 81				
				70	A	Fordham	64 76	105	H	George Mason	53 92				
				178	H	Davidson	67 79	284	H	VCU	49 61				
				281	H	Massachusetts	59 61	178	A	Davidson	67 77				

Non-Div I Games: Southern Conn. St. 57 62

Rhode Island

Average RPI Win:	238	WON-LOST	WINNING	LAST 10	STRENGTH OF	OPP. STRENGTH	TEAM	ADJ.	CONF.	ADJ CONF.
Average RPI Loss:	140	RECORD	PCT. RANK	GAMES	SCHEDULE	OF SCHEDULE	RPI	RPI	RPI	RPI
DIV. I ONLY	18- 6	46	6- 4	297	192	94	94	18	18	
DIV. I NON-CONF.	10- 2	32	0- 0	339	227	133	133	19	19	

TOTALS	RPI 1-25	RPI 26-50	W-L RECORDS	RPI 51-100	RPI 101-999	RPI 201+				
18- 6	0- 1	1- 0	OVERALL	0- 1	17- 4	14- 1				
10- 0	0- 0	1- 0	HOME	0- 0	9- 0	7- 0				
8- 6	0- 1	0- 0	AWAY	0- 1	8- 4	7- 1				
0- 0	0- 0	0- 0	NEUTRAL	0- 0	0- 0	0- 0				
10- 2	0- 1	0- 0	NON-CONFERENCE	0- 0	10- 1	9- 0				
5- 0	0- 0	0- 0	HOME	0- 0	5- 0	4- 0				
5- 2	0- 1	0- 0	AWAY	0- 0	5- 1	5- 0				
0- 0	0- 0	0- 0	NEUTRAL	0- 0	0- 0	0- 0				
8- 4	0- 0	1- 0	CONFERENCE	0- 1	7- 3	5- 1				
5- 0	0- 0	1- 0	HOME	0- 0	4- 0	3- 0				
3- 4	0- 0	0- 0	AWAY	0- 1	3- 3	2- 1				
0- 0	0- 0	0- 0	NEUTRAL	0- 0	0- 0	0- 0				

RPI 1-25				RPI 26-50				RPI 51-100				RPI 101+			
RPI	S	Opponent	Score	RPI	S	Opponent	Score	RPI	S	Opponent	Score	RPI	S	Opponent	Score
21	A	Texas A&M	76 82	46	H	Western Ky.	73 58	80	A	UAB	63 70	103	H	Little Rock	58 51
												116	A	Middle Tenn.	41 51
												139	A	Charlotte	62 55
												157	A	Kansas	65 73
												164	A	Louisiana Tech	55 75
												166	H	UTEP	56 42
												204	H	Southern Miss.	62 56
												212	H	Columbia	67 44
												216	A	North Texas	50 49
												236	A	A&M-Corpus Christi	67 56
												237	A	Fla. Atlantic	67 53
												262	A	Prairie View	88 68
												277	H	Old Dominion	53 45
												278	A	Grand Canyon	69 59
												294	H	UTSA	83 52
												302	A	FIU	58 68
												309	H	Incarnate Word	60 43
												313	A	Northern Ariz.	88 83
												325	H	Houston Baptist	67 45
												335	A	Sam Houston St.	79 50
												336	H	La.-Monroe	63 47
LAST 12 Division I GAMES:															
116	A	Middle Tenn.	41 51	166	H	UTEP	56 42	139	A	Charlotte	62 55	302	A	FIU	58 68
80	A	UAB	63 70	237	A	Fla. Atlantic	67 53	294	H	UTSA	83 52	216	A	North Texas	50 49
46	H	Western Ky.	73 58	277	H	Old Dominion	53 45								

Non-Div I Games:

Rice

Average RPI Win:	265	WON-LOST	WINNING	LAST 10	STRENGTH OF	OPP. STRENGTH	TEAM	ADJ.	CONF.	ADJ CONF.
Average RPI Loss:	110	RECORD	PCT. RANK	GAMES	SCHEDULE	OF SCHEDULE	RPI	RPI	RPI	RPI
DIV. I ONLY	12- 15	205	5- 5	182	177	201	201	12	12	
DIV. I NON-CONF.	5- 8	220	0- 0	142	244	197	197	10	10	

TOTALS	RPI 1-25	RPI 26-50	W-L RECORDS	RPI 51-100	RPI 101-999	RPI 201+				
12- 15	0- 0	0- 2	OVERALL	0- 5	12- 8	11- 0				
2- 9	0- 0	0- 2	HOME	0- 4	2- 3	2- 0				
9- 3	0- 0	0- 0	AWAY	0- 0	9- 0	8- 0				
1- 3	0- 0	0- 0	NEUTRAL	0- 1	1- 2	1- 0				
5- 8	0- 0	0- 1	NON-CONFERENCE	0- 3	5- 4	4- 0				
0- 4	0- 0	0- 1	HOME	0- 2	0- 1	0- 0				
4- 1	0- 0	0- 0	AWAY	0- 0	4- 1	3- 0				
1- 3	0- 0	0- 0	NEUTRAL	0- 1	1- 2	1- 0				
7- 7	0- 0	0- 1	CONFERENCE	0- 2	7- 4	7- 0				
2- 5	0- 0	0- 1	HOME	0- 2	2- 2	2- 0				
5- 2	0- 0	0- 0	AWAY	0- 0	5- 2	5- 0				
0- 0	0- 0	0- 0	NEUTRAL	0- 0	0- 0	0- 0				

RPI 1-25				RPI 26-50				RPI 51-100				RPI 101+ Team's RPI: 201			
RPI	S	Opponent	Score	RPI	S	Opponent	Score	RPI	S	Opponent	Score	RPI	S	Opponent	Score
33	H	Dayton	59 66	62	H	Duquesne	70 78	105	A	George Mason	56 77				
45	H	Quinnipiac	65 81	70	H	Fordham	38 43	120	N	Bethune-Cookman	50 63				
				77	H	Navy	56 76	122	H	Saint Louis	61 79				
				97	H	Wake Forest	81 85	151	A	Saint Joseph's	72 81				
				100	N	Wright St.	69 85	152	H	William & Mary	64 78				
								159	N	Florida	80 87				
								178	H	Davidson	65 68				
								184	A	Stetson	67 72				
								198	A	East Carolina	65 64				
								212	A	Columbia	85 79				
								235	A	La Salle	60 57				
								235	H	La Salle	77 51				
								255	A	St. Bonaventure	79 57				
								257	A	Fairfield	72 67				
								277	A	Old Dominion	54 45				
								281	A	Massachusetts	51 39				
								284	A	VCU	77 68				
								284	H	VCU	59 54				
								324	A	Rhode Island	74 53				
								341	N	Savannah St.	100 63				
LAST 12 Division I GAMES:															
284	H	VCU	59 54	33	H	Dayton	59 66								
255	A	St. Bonaventure	79 57	70	H	Fordham	38 43								
235	A	La Salle	60 57	105	A	George Mason	56 77								
62	H	Duquesne	70 78	178	H	Davidson	65 68								
281	A	Massachusetts	51 39	151	A	Saint Joseph's	72 81								
284	A	VCU	77 68	235	H	La Salle	77 51								

Non-Div I Games:

Richmond

Average RPI Win: 297	WON-LOST RECORD	WINNING PCT. RANK	LAST 10 GAMES	STRENGTH OF SCHEDULE	OPP. STRENGTH OF SCHEDULE	TEAM RPI	ADJ. RPI	CONF. RPI	ADJ CONF. RPI
Average RPI Loss: 185									
DIV. I ONLY	12- 15	205	6- 4	331	317	275	275	28	28
DIV. I NON-CONF.	3- 8	268	0- 0	270	307	280	280	26	26

TOTALS	RPI 1-25	RPI 26-50	W-L RECORDS	RPI 51-100	RPI 101-999	RPI 201+			
12- 15	0- 0	0- 1	OVERALL	0- 1	12- 13	12- 6			
6- 6	0- 0	0- 0	HOME	0- 0	6- 6	6- 2			
6- 8	0- 0	0- 1	AWAY	0- 1	6- 6	6- 4			
0- 1	0- 0	0- 0	NEUTRAL	0- 0	0- 1	0- 0			
3- 8	0- 0	0- 0	NON-CONFERENCE	0- 1	3- 7	3- 3			
1- 3	0- 0	0- 0	HOME	0- 0	1- 3	1- 1			
2- 4	0- 0	0- 0	AWAY	0- 1	2- 3	2- 2			
0- 1	0- 0	0- 0	NEUTRAL	0- 0	0- 1	0- 0			
9- 7	0- 0	0- 1	CONFERENCE	0- 0	9- 6	9- 3			
5- 3	0- 0	0- 0	HOME	0- 0	5- 3	5- 1			
4- 4	0- 0	0- 1	AWAY	0- 0	4- 3	4- 2			
0- 0	0- 0	0- 0	NEUTRAL	0- 0	0- 0	0- 0			

RPI	S	Opponent	Score	RPI	S	Opponent	Score	RPI	S	Opponent	Score	RPI	S	Opponent	Score
45	A	Quinnipiac	66 73	77	A	Navy	44 63	101	A	Seton Hall	49 85	123	H	Bucknell	71 76
								150	H	Binghamton	54 76	161	A	Marist	67 68
								161	H	Marist	69 80	193	H	Siena	67 71
								198	N	East Carolina	63 66	228	A	Lafayette	45 60
								235	A	La Salle	76 55	238	A	Niagara	61 69
								238	H	Niagara	65 58	245	H	Holy Cross	56 83
								254	H	Manhattan	67 51	257	A	Fairfield	61 45
								257	H	Fairfield	57 68	288	A	Mt. St. Mary's	78 82
								290	H	Vermont	64 49	292	A	Canisius	62 54
								292	H	Canisius	70 54	303	A	Monmouth	56 63
								337	A	Iona	62 49	337	H	Iona	80 53
								339	A	NJIT	79 64	348	A	Saint Peter's	57 52
								348	H	Saint Peter's	62 52				
LAST 12 Division I GAMES:															
292	A	Canisius	62 54	257	H	Fairfield	57 68	337	A	Iona	62 49	161	A	Marist	67 68
238	A	Niagara	61 69	337	A	Iona	62 49	238	H	Niagara	65 58	45	A	Quinnipiac	66 73
337	H	Iona	80 53	257	A	Fairfield	61 45	45	A	Quinnipiac	66 73	257	A	Fairfield	61 45
348	H	Saint Peter's	62 52												
303	A	Monmouth	56 63												
254	H	Manhattan	67 51												

Non-Div I Games:

Rider

Average RPI Win:	260	WON-LOST	WINNING	LAST 10	STRENGTH OF	OPP. STRENGTH	TEAM	ADJ.	CONF.	ADJ CONF.
Average RPI Loss:	163	RECORD	PCT. RANK	GAMES	SCHEDULE	OF SCHEDULE	RPI	RPI	RPI	RPI
DIV. I ONLY	17- 6	53	8- 2	314	278	137	137	29	29	
DIV. I NON-CONF.	6- 4	122	0- 0	325	122	226	226	29	29	
<hr/>										
TOTALS	RPI 1-25	RPI 26-50	W-L RECORDS	RPI 51-100	RPI 101-999	RPI 201+				
17- 6	0- 0	0- 0	OVERALL	0- 1	17- 5	14- 2				
9- 2	0- 0	0- 0	HOME	0- 0	9- 2	7- 1				
8- 3	0- 0	0- 0	AWAY	0- 1	8- 2	7- 1				
0- 1	0- 0	0- 0	NEUTRAL	0- 0	0- 1	0- 0				
6- 4	0- 0	0- 0	NON-CONFERENCE	0- 1	6- 3	4- 1				
3- 2	0- 0	0- 0	HOME	0- 0	3- 2	2- 1				
3- 1	0- 0	0- 0	AWAY	0- 1	3- 0	2- 0				
0- 1	0- 0	0- 0	NEUTRAL	0- 0	0- 1	0- 0				
11- 2	0- 0	0- 0	CONFERENCE	0- 0	11- 2	10- 1				
6- 0	0- 0	0- 0	HOME	0- 0	6- 0	5- 0				
5- 2	0- 0	0- 0	AWAY	0- 0	5- 2	5- 1				
0- 0	0- 0	0- 0	NEUTRAL	0- 0	0- 0	0- 0				

RPI 1-25				RPI 26-50				RPI 51-100				RPI 101+ Team's RPI: 137					
RPI	S	Opponent	Score	RPI	S	Opponent	Score	RPI	S	Opponent	Score	RPI	S	Opponent	Score		
								59	A	Michigan St.	58	100	129	A	Saint Francis (PA)	47	68
													129	H	Saint Francis (PA)	63	62
													154	H	Kent St.	31	46
													155	N	San Francisco	45	57
													158	A	Cal Poly	66	50
													177	H	Youngstown St.	84	52
													213	H	Bowling Green	62	64
													228	H	Lafayette	63	42
													241	A	Northern Ky.	59	50
													265	A	St. Francis Brooklyn	47	49
													265	H	St. Francis Brooklyn	59	36
													269	A	Fairleigh Dickinson	77	68
													269	H	Fairleigh Dickinson	62	49
													273	A	Sacred Heart	91	57
													286	H	Central Conn. St.	66	47
													287	A	LIU Brooklyn	55	44
													287	H	LIU Brooklyn	60	53
													288	A	Mt. St. Mary's	77	68
													289	H	Bryant	72	49
													303	H	Monmouth	56	38
													330	A	Wagner	58	52
													333	A	Delaware St.	65	42
LAST 12 Division I GAMES:																	
269	H	Fairleigh Dickinson	62	49	288	A	Mt. St. Mary's	77	68								
265	A	St. Francis Brooklyn	47	49	330	A	Wagner	58	52								
287	A	LIU Brooklyn	55	44	129	H	Saint Francis (PA)	63	62								
129	A	Saint Francis (PA)	47	68	265	H	St. Francis Brooklyn	59	36								
286	H	Central Conn. St.	66	47	287	H	LIU Brooklyn	60	53								
289	H	Bryant	72	49	273	A	Sacred Heart	91	57								

Non-Div I Games: Clarion 67 60

Robert Morris

Average RPI Win: 104

Average RPI Loss: 46

WON-LOST
RECORDWINNING
PCT. RANKLAST 10
GAMESSTRENGTH OF
SCHEDULEOPP. STRENGTH
OF SCHEDULETEAM
RPIADJ.
RPICONF.
RPIADJ CONF.
RPIDIV. I ONLY
DIV. I NON-CONF.19- 9
12- 277
213- 7
0- 014
2918
2425
1125
113
43
4

TOTALS

RPI 1-25

RPI 26-50

W-L RECORDS

RPI 51-100

RPI 101-999

RPI 201+

19- 9
13- 2
5- 5
1- 21- 4
1- 1
0- 2
0- 15- 1
5- 0
0- 1
0- 0OVERALL
HOME
AWAY
NEUTRAL5- 4
3- 1
2- 2
0- 18- 0
4- 0
3- 0
1- 02- 0
2- 0
0- 0
0- 012- 2
8- 0
3- 0
1- 21- 1
1- 0
0- 0
0- 12- 0
2- 0
0- 0
0- 0NON-CONFERENCE
HOME
AWAY
NEUTRAL3- 1
2- 0
1- 0
0- 16- 0
3- 0
2- 0
1- 01- 0
1- 0
0- 0
0- 07- 7
5- 2
2- 5
0- 00- 3
0- 1
0- 2
0- 03- 1
3- 0
0- 1
0- 0CONFERENCE
HOME
AWAY
NEUTRAL2- 3
1- 1
1- 2
0- 02- 0
1- 0
1- 0
0- 01- 0
1- 0
0- 0
0- 0

RPI 1-25

Team's RPI: 25

RPI 26-50

RPI 51-100

RPI 101+

RPI	S	Opponent	Score
7	A	Ohio St.	68 90
16	N	South Carolina	68 78
18	H	NC State	57 53
20	A	Maryland	60 88
20	H	Maryland	54 72

RPI	S	Opponent	Score
34	H	Minnesota	80 70
35	H	Virginia	52 43
37	H	Princeton	70 50
43	A	Purdue	33 47
43	H	Purdue	58 50
47	H	Michigan	63 56

RPI	S	Opponent	Score
57	H	Houston	75 57
59	A	Michigan St.	61 58
60	A	Indiana	58 64
64	H	Nebraska	42 52
71	A	James Madison	76 63
83	A	Penn St.	67 70
83	H	Penn St.	70 65
97	H	Wake Forest	65 51
98	N	Washington St.	60 63

RPI	S	Opponent	Score
101	H	Seton Hall	70 45
110	N	Western Mich.	75 64
139	A	Charlotte	77 54
181	A	Temple	84 67
182	A	Wisconsin	63 50
193	H	Siena	59 47
221	H	Illinois	76 37
269	H	Fairleigh Dickinson	101 35

LAST 12 Division I GAMES:

182	A	Wisconsin	63 50	64	H	Nebraska	42 52
20	H	Maryland	54 72	83	A	Penn St.	67 70
7	A	Ohio St.	68 90	34	H	Minnesota	80 70
47	H	Michigan	63 56	43	A	Purdue	33 47
20	A	Maryland	60 88	83	H	Penn St.	70 65
60	A	Indiana	58 64	221	H	Illinois	76 37

Non-Div I Games:

Rutgers

Loss, Non-Conf, S Site, H Home A Away N Neutral

Average RPI Win:	264	WON-LOST	WINNING	LAST 10	STRENGTH OF	OPP. STRENGTH	TEAM	ADJ.	CONF.	ADJ CONF.
Average RPI Loss:	170	RECORD	PCT. RANK	GAMES	SCHEDULE	OF SCHEDULE	RPI	RPI	RPI	RPI
DIV. I ONLY	17- 4	31	9- 1	340	286	124	124	26	26	
DIV. I NON-CONF.	4- 3	143	0- 0	276	310	166	166	25	25	

TOTALS	RPI 1-25	RPI 26-50	W-L RECORDS	RPI 51-100	RPI 101-999	RPI 201+				
17- 4	0- 0	0- 0	OVERALL	1- 1	16- 3	15- 2				
10- 0	0- 0	0- 0	HOME	1- 0	9- 0	8- 0				
5- 4	0- 0	0- 0	AWAY	0- 1	5- 3	5- 2				
2- 0	0- 0	0- 0	NEUTRAL	0- 0	2- 0	2- 0				
4- 3	0- 0	0- 0	NON-CONFERENCE	1- 1	3- 2	3- 2				
2- 0	0- 0	0- 0	HOME	1- 0	1- 0	1- 0				
0- 3	0- 0	0- 0	AWAY	0- 1	0- 2	0- 2				
2- 0	0- 0	0- 0	NEUTRAL	0- 0	2- 0	2- 0				
13- 1	0- 0	0- 0	CONFERENCE	0- 0	13- 1	12- 0				
8- 0	0- 0	0- 0	HOME	0- 0	8- 0	7- 0				
5- 1	0- 0	0- 0	AWAY	0- 0	5- 1	5- 0				
0- 0	0- 0	0- 0	NEUTRAL	0- 0	0- 0	0- 0				

RPI 1-25				RPI 26-50				RPI 51-100				RPI 101+				Team's RPI: 124
RPI	S	Opponent	Score	RPI	S	Opponent	Score	RPI	S	Opponent	Score	RPI	S	Opponent	Score	
								67	H	South Dakota	77 55	108	A	Lamar University	65	79
								89	A	Kansas St.	49 74	119	H	Central Ark.	59	46
												224	A	New Orleans	74	67
												225	H	Abilene Christian	66	55
												234	A	Montana St.	54	59
												236	H	A&M-Corpus Christi	59	58
												242	A	Nicholls St.	86	73
												248	A	Montana	52	60
												266	H	McNeese	73	58
												291	H	Southeastern La.	79	67
												295	N	Alabama St.	77	50
												299	H	Coppin St.	72	59
												305	N	Alcorn	83	79
												309	A	Incarnate Word	75	50
												309	H	Incarnate Word	60	49
												323	A	Northwestern St.	70	62
												323	H	Northwestern St.	83	48
												325	A	Houston Baptist	76	54
												335	H	Sam Houston St.	75	53
LAST 12 Division I GAMES:																
309	A	Incarnate Word	75 50	335	H	Sam Houston St.	75 53									
236	H	A&M-Corpus Christi	59 58	119	H	Central Ark.	59 46									
323	H	Northwestern St.	83 48	225	H	Abilene Christian	66 55									
266	H	McNeese	73 58	309	H	Incarnate Word	60 49									
108	A	Lamar University	65 79	224	A	New Orleans	74 67									
325	A	Houston Baptist	76 54	323	A	Northwestern St.	70 62									

Non-Div I Games: Howard Payne 105 35 Central Baptist 97 34 Tex. A&M-Commerce 83 61 Cent. Christian (KS) 105 32 SFA

S
I
U
E

SIUE				Through Games Of Feb. 18, 2018						
Average RPI Win:	256	WON-LOST	WINNING	LAST 10	STRENGTH OF	OPP. STRENGTH	TEAM	ADJ.	CONF.	ADJ CONF.
Average RPI Loss:	124	RECORD	PCT. RANK	GAMES	SCHEDULE	OF SCHEDULE	RPI	RPI	RPI	RPI
DIV. I ONLY	15- 12	138	7- 3	168	237	153	153	25	25	
DIV. I NON-CONF.	3- 8	268	0- 0	85	81	223	223	27	27	

TOTALS	RPI 1-25	RPI 26-50	W-L RECORDS	RPI 51-100	RPI 101-999	RPI 201+				
15- 12	0- 1	0- 1	OVERALL	0- 4	15- 6	10- 3				
9- 4	0- 0	0- 1	HOME	0- 1	9- 2	6- 0				
6- 7	0- 1	0- 0	AWAY	0- 3	6- 3	4- 2				
0- 1	0- 0	0- 0	NEUTRAL	0- 0	0- 1	0- 1				
3- 8	0- 1	0- 1	NON-CONFERENCE	0- 2	3- 4	1- 2				
2- 3	0- 0	0- 1	HOME	0- 0	2- 2	1- 0				
1- 4	0- 1	0- 0	AWAY	0- 2	1- 1	0- 1				
0- 1	0- 0	0- 0	NEUTRAL	0- 0	0- 1	0- 1				
12- 4	0- 0	0- 0	CONFERENCE	0- 2	12- 2	9- 1				
7- 1	0- 0	0- 0	HOME	0- 1	7- 0	5- 0				
5- 3	0- 0	0- 0	AWAY	0- 1	5- 2	4- 1				
0- 0	0- 0	0- 0	NEUTRAL	0- 0	0- 0	0- 0				

S
I
U
E

RPI 1-25				RPI 26-50				RPI 51-100				RPI 101+ Team's RPI: 153			
RPI	S	Opponent	Score	RPI	S	Opponent	Score	RPI	S	Opponent	Score	RPI	S	Opponent	Score
13	A	Missouri	48 78	27	H	Central Mich.	56 94	51	A	FGCU	49 66	122	H	Saint Louis	79 72
								64	A	Nebraska	53 62	131	H	Northern Ill.	75 86
								68	A	Belmont	64 86	163	A	Southern Ill.	57 53
								68	H	Belmont	55 72	179	H	Jacksonville St.	65 41
												184	H	Stetson	61 65
												191	A	UT Martin	64 72
												191	H	UT Martin	73 70
												199	A	Morehead St.	66 51
												210	N	Akron	58 59
												222	A	Southeast Mo. St.	62 72
												222	H	Southeast Mo. St.	65 57
												243	A	Austin Peay	61 38
												253	A	Illinois St.	47 62
												297	A	Murray St.	75 70
												297	H	Murray St.	77 68
												304	A	Eastern Ky.	62 60
												306	H	Air Force	76 40
												308	H	Tennessee Tech	65 58
												328	A	Tennessee St.	88 76
												328	H	Tennessee St.	74 63
												346	H	Eastern Ill.	62 52

LAST 12 Division I GAMES:															
222	A	Southeast Mo. St.	62 72	68	A	Belmont	64 86	328	A	Tennessee St.	88 76	191	H	UT Martin	73 70
191	A	UT Martin	64 72	328	A	Tennessee St.	88 76	191	H	UT Martin	73 70	222	H	Southeast Mo. St.	65 57
297	H	Murray St.	77 68	191	H	UT Martin	73 70	328	H	Tennessee St.	74 63	68	H	Belmont	55 72
346	H	Eastern Ill.	62 52	222	H	Southeast Mo. St.	65 57								
179	H	Jacksonville St.	65 41	68	H	Belmont	55 72								
308	H	Tennessee Tech	65 58												

Non-Div I Games:

SIUE

SMU				Through Games Of Feb. 18, 2018							
Average RPI Win:		207	WON-LOST	WINNING	LAST 10	STRENGTH OF	OPP. STRENGTH	TEAM	ADJ.	CONF.	ADJ CONF.
Average RPI Loss:		106	RECORD	PCT. RANK	GAMES	SCHEDULE	OF SCHEDULE	RPI	RPI	RPI	RPI
DIV. I ONLY			10- 17	243	3- 7	105	95	205	205	8	8
DIV. I NON-CONF.			6- 7	184	0- 0	109	178	157	157	7	7

TOTALS		RPI 1-25		RPI 26-50		W-L RECORDS	RPI 51-100	RPI 101-999		RPI 201+	
10- 17	0- 3		0- 2		OVERALL	0- 4		10- 8		5- 2	
8- 5	0- 0		0- 1		HOME	0- 2		8- 2		4- 0	
1- 12	0- 3		0- 1		AWAY	0- 2		1- 6		0- 2	
1- 0	0- 0		0- 0		NEUTRAL	0- 0		1- 0		1- 0	
6- 7	0- 2		0- 0		NON-CONFERENCE	0- 2		6- 3		5- 2	
5- 1	0- 0		0- 0		HOME	0- 1		5- 0		4- 0	
0- 6	0- 2		0- 0		AWAY	0- 1		0- 3		0- 2	
1- 0	0- 0		0- 0		NEUTRAL	0- 0		1- 0		1- 0	
4- 10	0- 1		0- 2		CONFERENCE	0- 2		4- 5		0- 0	
3- 4	0- 0		0- 1		HOME	0- 1		3- 2		0- 0	
1- 6	0- 1		0- 1		AWAY	0- 1		1- 3		0- 0	
0- 0	0- 0		0- 0		NEUTRAL	0- 0		0- 0		0- 0	

RPI 1-25				RPI 26-50				RPI 51-100				RPI 101+ Team's RPI: 205			
RPI	S	Opponent	Score	RPI	S	Opponent	Score	RPI	S	Opponent	Score	RPI	S	Opponent	Score
21	A	Texas A&M	57 79	50	A	UCF	43 58	57	A	Houston	56 60	132	H	Cincinnati	40 58
22	A	South Fla.	54 64	50	H	UCF	42 60	57	H	Houston	75 85	135	A	Wichita St.	43 66
23	A	Oklahoma	75 87					69	H	TCU	58 64	135	H	Wichita St.	45 52
								81	A	Alabama	44 59	142	H	Loyola Marymount	63 60
												160	A	UT Arlington	55 58
												172	H	Tulsa	74 70
												181	A	Temple	52 55
												181	H	Temple	60 56
												196	A	Memphis	53 35
												198	A	East Carolina	47 76
												198	H	East Carolina	65 51
												208	A	Nevada	72 80
												214	H	CSU Bakersfield	41 29
												216	A	North Texas	40 47
												225	H	Abilene Christian	65 44
												229	N	UC Riverside	73 51
												242	H	Nicholls St.	68 61
												266	H	McNeese	65 59

LAST 12 Division I GAMES:															
135	H	Wichita St.	45 52	57	A	Houston	56 60	132	H	Cincinnati	40 58				
22	A	South Fla.	54 64	50	A	UCF	43 58	135	A	Wichita St.	43 66				
196	A	Memphis	53 35					198	H	East Carolina	65 51				
172	H	Tulsa	74 70					181	A	Temple	52 55				
198	A	East Carolina	47 76												
181	H	Temple	60 56												

Non-Div I Games:

SMU

■ Loss,
 ■ Non-Conf,
 ■ S Site,
 ■ Home
 ■ Away
 N Neutral

Average RPI Win:	210	WON-LOST	WINNING	LAST 10	STRENGTH OF	OPP. STRENGTH	TEAM	ADJ.	CONF.	ADJ CONF.
Average RPI Loss:	142	RECORD	PCT. RANK	GAMES	SCHEDULE	OF SCHEDULE	RPI	RPI	RPI	RPI
DIV. I ONLY	4- 20	319	2- 8	85	213	279	279	19	19	
DIV. I NON-CONF.	1- 9	318	0- 0	72	68	246	246	15	15	

TOTALS	RPI 1-25	RPI 26-50	W-L RECORDS	RPI 51-100	RPI 101-999	RPI 201+				
4- 20	0- 0	0- 2	OVERALL	0- 3	4- 15	3- 3				
3- 4	0- 0	0- 0	HOME	0- 0	3- 4	2- 0				
0- 14	0- 0	0- 1	AWAY	0- 3	0- 10	0- 3				
1- 2	0- 0	0- 1	NEUTRAL	0- 0	1- 1	1- 0				
1- 9	0- 0	0- 2	NON-CONFERENCE	0- 3	1- 4	1- 1				
0- 0	0- 0	0- 0	HOME	0- 0	0- 0	0- 0				
0- 7	0- 0	0- 1	AWAY	0- 3	0- 3	0- 1				
1- 2	0- 0	0- 1	NEUTRAL	0- 0	1- 1	1- 0				
3- 11	0- 0	0- 0	CONFERENCE	0- 0	3- 11	2- 2				
3- 4	0- 0	0- 0	HOME	0- 0	3- 4	2- 0				
0- 7	0- 0	0- 0	AWAY	0- 0	0- 7	0- 2				
0- 0	0- 0	0- 0	NEUTRAL	0- 0	0- 0	0- 0				

RPI	S	Opponent	Score	RPI	S	Opponent	Score	RPI	S	Opponent	Score	RPI	S	Opponent	Score	Team's RPI: 279
41	A	Arizona St.	58 106	63	A	UC Davis	72 79	126	A	Portland St.	73 74	126	H	Portland St.	72 81	
44	N	Miami (FL)	56 82	65	A	West Virginia	47 101	130	A	Idaho	66 101	130	H	Idaho	79 64	
				96	A	Kentucky	70 101	131	N	Northern Ill.	75 84	143	A	Idaho St.	71 83	
								143	H	Idaho St.	71 85	155	A	San Francisco	76 90	
								169	A	Weber St.	73 86	169	H	Weber St.	56 78	
								173	A	Eastern Wash.	76 83	173	H	Eastern Wash.	72 83	
								199	A	Morehead St.	71 75	208	A	Nevada	68 95	
								229	N	UC Riverside	99 72	234	A	Montana St.	50 85	
								234	H	Montana St.	88 77	248	A	Montana	59 68	
								248	H	Montana	79 64					
LAST 12 Division I GAMES:																
169	A	Weber St.	73 86	126	H	Portland St.	72 81									
143	A	Idaho St.	71 83	143	H	Idaho St.	71 85									
248	H	Montana	79 64	169	H	Weber St.	56 78									
234	H	Montana St.	88 77	234	A	Montana St.	50 85									
130	A	Idaho	66 101	248	A	Montana	59 68									
173	A	Eastern Wash.	76 83	173	H	Eastern Wash.	72 83									

Non-Div I Games: Antelope Valley 95 62

Sacramento St.

Sacred Heart

Through Games Of Feb. 18, 2018

Average RPI Win:	265	WON-LOST	WINNING	LAST 10	STRENGTH OF	OPP. STRENGTH	TEAM	ADJ.	CONF.	ADJ CONF.
Average RPI Loss:	206	RECORD	PCT. RANK	GAMES	SCHEDULE	OF SCHEDULE	RPI	RPI	RPI	RPI
DIV. I ONLY	10- 15	230	4- 6	308	296	273	273	29	29	
DIV. I NON-CONF.	4- 7	226	0- 0	222	279	249	249	29	29	

TOTALS	RPI 1-25	RPI 26-50	W-L RECORDS	RPI 51-100	RPI 101-999	RPI 201+				
10- 15	0- 1	0- 0	OVERALL	0- 1	10- 13	8- 8				
5- 6	0- 0	0- 0	HOME	0- 0	5- 6	4- 3				
5- 9	0- 1	0- 0	AWAY	0- 1	5- 7	4- 5				
0- 0	0- 0	0- 0	NEUTRAL	0- 0	0- 0	0- 0				
4- 7	0- 1	0- 0	NON-CONFERENCE	0- 1	4- 5	3- 2				
3- 2	0- 0	0- 0	HOME	0- 0	3- 2	2- 1				
1- 5	0- 1	0- 0	AWAY	0- 1	1- 3	1- 1				
0- 0	0- 0	0- 0	NEUTRAL	0- 0	0- 0	0- 0				
6- 8	0- 0	0- 0	CONFERENCE	0- 0	6- 8	5- 6				
2- 4	0- 0	0- 0	HOME	0- 0	2- 4	2- 2				
4- 4	0- 0	0- 0	AWAY	0- 0	4- 4	3- 4				
0- 0	0- 0	0- 0	NEUTRAL	0- 0	0- 0	0- 0				

RPI 1-25				RPI 26-50				RPI 51-100				RPI 101+ Team's RPI: 273			
RPI	S	Opponent	Score	RPI	S	Opponent	Score	RPI	S	Opponent	Score	RPI	S	Opponent	Score
5	A	Florida St.	52 101					72	A	Harvard	62 70	129	A	Saint Francis (PA)	69 68
												129	H	Saint Francis (PA)	48 89
												137	H	Robert Morris	57 91
												148	A	Brown	77 102
												182	H	New Hampshire	47 74
												191	H	Lehigh	65 55
												193	A	Siena	57 62
												209	H	Providence	78 75
												239	H	Hofstra	81 86
												254	H	Manhattan	65 61
												265	A	St. Francis Brooklyn	48 63
												269	A	Fairleigh Dickinson	59 69
												286	A	Central Conn. St.	59 69
												286	H	Central Conn. St.	71 73
												287	A	LIU Brooklyn	50 46
												288	A	Mt. St. Mary's	82 52
												288	H	Mt. St. Mary's	56 44
												289	A	Bryant	56 60
												289	H	Bryant	73 81
												303	A	Monmouth	64 69
												330	A	Wagner	72 55
												330	H	Wagner	61 49
												340	A	Florida A&M	73 68
LAST 12 Division I GAMES:															
129	A	Saint Francis (PA)	69 68	287	A	LIU Brooklyn	50 46								
288	H	Mt. St. Mary's	56 44	269	A	Fairleigh Dickinson	59 69								
330	H	Wagner	61 49	289	H	Bryant	73 81								
289	A	Bryant	56 60	286	A	Central Conn. St.	59 69								
286	H	Central Conn. St.	71 73	330	A	Wagner	72 55								
265	A	St. Francis Brooklyn	48 63	288	A	Mt. St. Mary's	82 52								

Non-Div I Games:

Sacred Heart

Loss,
Non-Conf,
S Site,
H Home
A Away
N Neutral

Average RPI Win:	259	WON-LOST	WINNING	LAST 10	STRENGTH OF	OPP. STRENGTH	TEAM	ADJ.	CONF.	ADJ CONF.
Average RPI Loss:	148	RECORD	PCT. RANK	GAMES	SCHEDULE	OF SCHEDULE	RPI	RPI	RPI	RPI
DIV. I ONLY	15- 9	103	8- 2	211	289	129	129	29	29	
DIV. I NON-CONF.	4- 7	226	0- 0	158	148	178	178	29	29	

TOTALS	RPI 1-25	RPI 26-50	W-L RECORDS	RPI 51-100	RPI 101-999	RPI 201+				
15- 9	0- 0	0- 1	OVERALL	0- 2	15- 6	12- 3				
7- 2	0- 0	0- 0	HOME	0- 0	7- 2	5- 1				
7- 6	0- 0	0- 1	AWAY	0- 2	7- 2	6- 0				
1- 1	0- 0	0- 0	NEUTRAL	0- 0	1- 1	1- 1				
4- 7	0- 0	0- 1	NON-CONFERENCE	0- 2	4- 4	2- 2				
1- 1	0- 0	0- 0	HOME	0- 0	1- 1	0- 0				
2- 5	0- 0	0- 1	AWAY	0- 2	2- 2	1- 1				
1- 1	0- 0	0- 0	NEUTRAL	0- 0	1- 1	1- 1				
11- 2	0- 0	0- 0	CONFERENCE	0- 0	11- 2	10- 1				
6- 1	0- 0	0- 0	HOME	0- 0	6- 1	5- 1				
5- 1	0- 0	0- 0	AWAY	0- 0	5- 1	5- 0				
0- 0	0- 0	0- 0	NEUTRAL	0- 0	0- 0	0- 0				

RPI	S	Opponent	Score	RPI	S	Opponent	Score	RPI	S	Opponent	Score	RPI	S	Opponent	Score
48	A	Gonzaga	74 97	58	A	Toledo	66 74	132	A	Cincinnati	77 73	137	A	Robert Morris	62 63
				62	A	Duquesne	68 87	137	H	Robert Morris	68 47	152	H	William & Mary	86 92
								165	A	Boise St.	59 87	177	H	Youngstown St.	79 65
								212	A	Columbia	81 94	222	N	Southeast Mo. St.	50 82
								265	A	St. Francis Brooklyn	94 71	265	H	St. Francis Brooklyn	90 75
								269	A	Fairleigh Dickinson	80 56	273	A	Sacred Heart	89 48
								273	H	Sacred Heart	68 69	277	N	Old Dominion	79 68
								286	H	Central Conn. St.	87 59	287	A	LIU Brooklyn	85 54
								287	H	LIU Brooklyn	101 71	288	H	Mt. St. Mary's	92 88
								289	H	Bryant	87 69	316	A	Portland	106 101
								330	A	Wagner	79 76				
LAST 12 Division I GAMES:															
273	H	Sacred Heart	68 69	330	A	Wagner	79 76								
287	A	LIU Brooklyn	85 54	288	H	Mt. St. Mary's	92 88								
265	A	St. Francis Brooklyn	94 71	137	A	Robert Morris	62 63								
137	H	Robert Morris	68 47	287	H	LIU Brooklyn	101 71								
289	H	Bryant	87 69	265	H	St. Francis Brooklyn	90 75								
286	H	Central Conn. St.	87 59	269	A	Fairleigh Dickinson	80 56								

Non-Div I Games: Seton Hill 103 71

Saint Francis (PA)

Average RPI Win:	227	WON-LOST	WINNING	LAST 10	STRENGTH OF	OPP. STRENGTH	TEAM	ADJ.	CONF.	ADJ CONF.
Average RPI Loss:	117	RECORD	PCT. RANK	GAMES	SCHEDULE	OF SCHEDULE	RPI	RPI	RPI	RPI
DIV. I ONLY	14- 12	149	6- 4	186	160	151	151	12	12	
DIV. I NON-CONF.	5- 7	212	0- 0	148	191	167	167	10	10	

TOTALS	RPI 1-25	RPI 26-50	W-L RECORDS	RPI 51-100	RPI 101-999	RPI 201+				
14- 12	0- 1	0- 2	OVERALL	2- 3	12- 6	9- 2				
6- 5	0- 0	0- 1	HOME	0- 3	6- 1	5- 0				
8- 6	0- 1	0- 0	AWAY	2- 0	6- 5	4- 2				
0- 1	0- 0	0- 1	NEUTRAL	0- 0	0- 0	0- 0				
5- 7	0- 1	0- 1	NON-CONFERENCE	1- 2	4- 3	3- 1				
2- 2	0- 0	0- 0	HOME	0- 2	2- 0	2- 0				
3- 4	0- 1	0- 0	AWAY	1- 0	2- 3	1- 1				
0- 1	0- 0	0- 1	NEUTRAL	0- 0	0- 0	0- 0				
9- 5	0- 0	0- 1	CONFERENCE	1- 1	8- 3	6- 1				
4- 3	0- 0	0- 1	HOME	0- 1	4- 1	3- 0				
5- 2	0- 0	0- 0	AWAY	1- 0	4- 2	3- 1				
0- 0	0- 0	0- 0	NEUTRAL	0- 0	0- 0	0- 0				

RPI 1-25				RPI 26-50				RPI 51-100				RPI 101+				Team's RPI: 151
RPI	S	Opponent	Score	RPI	S	Opponent	Score	RPI	S	Opponent	Score	RPI	S	Opponent	Score	
24	A	Villanova	44 79	33	H	Dayton	59 65	53	H	Drexel	58 65	105	H	George Mason	57 65	
				37	N	Princeton	54 63	62	A	Duquesne	69 50	122	A	Saint Louis	73 96	
								62	H	Duquesne	42 61	123	A	Bucknell	77 53	
								71	A	James Madison	73 66	159	A	Florida	51 71	
								74	H	Penn	50 57	178	A	Davidson	64 62	
												181	A	Temple	66 69	
												201	H	Richmond	81 72	
												235	A	La Salle	75 64	
												235	H	La Salle	70 49	
												238	A	Niagara	93 69	
												255	A	St. Bonaventure	70 64	
												267	A	Towson	66 90	
												281	A	Massachusetts	84 79	
												284	A	VCU	54 56	
												284	H	VCU	79 41	
												324	H	Rhode Island	64 46	
												346	H	Eastern Ill.	80 62	
												348	H	Saint Peter's	87 58	

LAST 12 Division I GAMES:																
235	H	La Salle	70 49	235	A	La Salle	75 64	62	H	Duquesne	42 61					
178	A	Davidson	64 62	62	H	Duquesne	42 61	122	A	Saint Louis	73 96					
62	A	Duquesne	69 50	281	A	Massachusetts	84 79	201	H	Richmond	81 72					
324	H	Rhode Island	64 46	57	H	George Mason	65 65	33	H	Dayton	59 65					
105	H	George Mason	57 65													
284	A	VCU	54 56													

Non-Div I Games:

Saint Joseph's

Average RPI Win:	186	WON-LOST	WINNING	LAST 10	STRENGTH OF	OPP. STRENGTH	TEAM	ADJ.	CONF.	ADJ CONF.
Average RPI Loss:	92	RECORD	PCT. RANK	GAMES	SCHEDULE	OF SCHEDULE	RPI	RPI	RPI	RPI
DIV. I ONLY	14- 13	171	6- 4	106	93	122	122	12	12	
DIV. I NON-CONF.	6- 7	184	0- 0	131	28	147	147	10	10	

TOTALS	RPI 1-25	RPI 26-50	W-L RECORDS	RPI 51-100	RPI 101-999	RPI 201+				
14- 13	0- 1	0- 3	OVERALL	2- 4	12- 5	5- 1				
8- 4	0- 0	0- 0	HOME	1- 2	7- 2	3- 0				
4- 8	0- 0	0- 2	AWAY	1- 1	3- 1	2- 0				
2- 1	0- 0	0- 1	NEUTRAL	0- 0	2- 0	0- 0				
6- 7	0- 1	0- 2	NON-CONFERENCE	0- 1	6- 3	2- 0				
3- 2	0- 0	0- 0	HOME	0- 0	3- 2	1- 0				
1- 4	0- 1	0- 1	AWAY	0- 1	1- 1	1- 0				
2- 1	0- 0	0- 1	NEUTRAL	0- 0	2- 0	0- 0				
8- 6	0- 0	0- 1	CONFERENCE	2- 3	6- 2	3- 1				
5- 2	0- 0	0- 0	HOME	1- 2	4- 0	2- 0				
3- 4	0- 0	0- 1	AWAY	1- 1	2- 2	1- 1				
0- 0	0- 0	0- 0	NEUTRAL	0- 0	0- 0	0- 0				

RPI 1-25				RPI 26-50				RPI 51-100				RPI 101+				Team's RPI: 122
RPI	S	Opponent	Score	RPI	S	Opponent	Score	RPI	S	Opponent	Score	RPI	S	Opponent	Score	
13	A	Missouri	58 70	26	N	LSU	59 71	62	H	Duquesne	66 76	103	H	Little Rock	48 45	
				28	A	DePaul	78 86	70	A	Fordham	63 66	105	A	George Mason	72 81	
				33	A	Dayton	76 101	70	H	Fordham	91 85	118	N	Cleveland St.	80 64	
								91	A	George Washington	72 69	134	H	Vanderbilt	69 74	
								91	H	George Washington	58 71	138	N	Ole Miss	79 64	
								98	A	Washington St.	63 85	142	H	Loyola Marymount	60 62	
												151	H	Saint Joseph's	96 73	
												153	A	SIUE	72 79	
												172	H	Tulsa	77 66	
												178	H	Davison	88 72	
												201	A	Richmond	79 61	
												235	A	La Salle	76 87	
												255	H	St. Bonaventure	78 55	
												258	H	Lipscomb	101 57	
												261	A	Indiana St.	60 59	
												281	H	Massachusetts	64 63	
												324	A	Rhode Island	70 66	

LAST 12 Division I GAMES:																
				91	H	George Washington	58 71	91	A	George Washington	72 69					
				62	H	Duquesne	66 76	105	A	George Mason	72 81					
				324	A	Rhode Island	70 66	151	H	Saint Joseph's	96 73					
				235	A	La Salle	76 87	281	H	Massachusetts	64 63					
				178	H	Davison	88 72	33	A	Dayton	76 101					
				70	H	Fordham	91 85	70	A	Fordham	63 66					

Non-Div I Games:

Saint Louis

Average RPI Win:	172	WON-LOST	WINNING	LAST 10	STRENGTH OF	OPP. STRENGTH	TEAM	ADJ.	CONF.	ADJ CONF.
Average RPI Loss:	114	RECORD	PCT. RANK	GAMES	SCHEDULE	OF SCHEDULE	RPI	RPI	RPI	RPI
DIV. I ONLY	18- 9	80	6- 4	93	108	78	78	14	14	
DIV. I NON-CONF.	7- 4	102	0- 0	54	46	54	54	11	11	

TOTALS	RPI 1-25	RPI 26-50	W-L RECORDS	RPI 51-100	RPI 101-999	RPI 201+				
18- 9	0- 0	1- 3	OVERALL	2- 2	15- 4	3- 1				
11- 3	0- 0	0- 1	HOME	2- 1	9- 1	3- 0				
5- 6	0- 0	1- 2	AWAY	0- 1	4- 3	0- 1				
2- 0	0- 0	0- 0	NEUTRAL	0- 0	2- 0	0- 0				
7- 4	0- 0	0- 2	NON-CONFERENCE	2- 2	5- 0	0- 0				
4- 1	0- 0	0- 0	HOME	2- 1	2- 0	0- 0				
1- 3	0- 0	0- 2	AWAY	0- 1	1- 0	0- 0				
2- 0	0- 0	0- 0	NEUTRAL	0- 0	2- 0	0- 0				
11- 5	0- 0	1- 1	CONFERENCE	0- 0	10- 4	3- 1				
7- 2	0- 0	0- 1	HOME	0- 0	7- 1	3- 0				
4- 3	0- 0	1- 0	AWAY	0- 0	3- 3	0- 1				
0- 0	0- 0	0- 0	NEUTRAL	0- 0	0- 0	0- 0				

RPI 1-25				RPI 26-50				RPI 51-100				Team's RPI : 78				RPI 101+			
RPI	S	Opponent	Score	RPI	S	Opponent	Score	RPI	S	Opponent	Score	RPI	S	Opponent	Score	RPI	S	Opponent	Score
				36	A	Cal i forn i a	80 87	60	H	Indi ana	88 82	140	A	BYU	54 63				
				43	A	Purdue	60 70	63	H	UC Davi s	50 74	140	H	BYU	57 49				
				48	A	Gonzaga	72 56	95	A	Utah	63 74	142	A	Loyol a Marymount	57 69				
				48	H	Gonzaga	65 73	98	H	Washi ngton St.	81 75	142	H	Loyol a Marymount	65 75				
Team's RPI : 78																			
RPI 101+																			
												155	A	San Franci sco	73 59				
												155	H	San Franci sco	72 64				
												158	H	Cal Poly	82 64				
												165	A	Boise St.	74 72				
												173	N	Eastern Wash.	76 56				
												180	A	Paci fi c	70 69				
												180	H	Paci fi c	96 88				
												188	A	San Di ego	75 53				
												188	H	San Di ego	66 57				
												189	H	UC Santa Barbara	89 59				
												191	N	UT Martin	69 58				
												230	H	Pepperdi ne	75 62				
												283	H	Santa Clara	59 46				
												316	A	Portland	65 68				
												316	H	Portl and	77 49				
LAST 12 Division I GAMES:																			
				316	H	Portl and	77 49	316	A	Portl and	65 68								
				155	H	San Franci sco	72 64	140	A	BYU	54 63								
				48	A	Gonzaga	72 56	180	H	Paci fi c	96 88								
				142	H	Loyol a Marymount	65 75	48	H	Gonzaga	65 73								
				188	H	San Di ego	66 57	230	H	Pepperdi ne	75 62								
				155	A	San Franci sco	73 59	283	H	Santa Clara	59 46								

Non-Di v I Games:

Saint Mary's (CA)

Saint Peter's

Through Games Of Feb. 18, 2018

Average RPI Win: 250

Average RPI Loss: 241

WON-LOST
RECORDWINNING
PCT. RANKLAST 10
GAMESSTRENGTH OF
SCHEDULEOPP. STRENGTH
OF SCHEDULETEAM
RPIADJ.
RPICONF.
RPIADJ CONF.
RPIDIV. I ONLY
DIV. I NON-CONF.4- 22
3- 8326
2681- 9
0- 0343
307327
340348
314348
31428
2628
26

TOTALS

RPI 1-25

RPI 26-50

W-L RECORDS

RPI 51-100

RPI 101-999

RPI 201+

4- 22

0- 0

0- 1

OVERALL

0- 0

4- 21

3- 16

2- 9

0- 0

0- 0

HOME

0- 0

2- 9

2- 6

1- 13

0- 0

0- 1

AWAY

0- 0

1- 11

1- 9

1- 0

0- 0

0- 0

NEUTRAL

0- 0

1- 0

0- 0

3- 8

0- 0

0- 0

NON-CONFERENCE

0- 0

3- 8

2- 5

1- 3

0- 0

0- 0

HOME

0- 0

1- 3

1- 2

1- 5

0- 0

0- 0

AWAY

0- 0

1- 5

1- 3

1- 0

0- 0

0- 0

NEUTRAL

0- 0

1- 0

0- 0

1- 14

0- 0

0- 1

CONFERENCE

0- 0

1- 13

1- 11

1- 6

0- 0

0- 0

HOME

0- 0

1- 6

1- 4

0- 8

0- 0

0- 1

AWAY

0- 0

0- 7

0- 7

0- 0

0- 0

0- 0

NEUTRAL

0- 0

0- 0

0- 0

RPI 1-25

RPI 26-50

RPI 51-100

RPI 101+

Team's RPI: 348

RPI S Opponent Score

RPI S Opponent Score

RPI S Opponent Score

RPI S Opponent Score

45 A Qui nni pi ac 39 86

101 A Seton Hall 49 91

117 H Yale 49 70

128 N Delaware 90 87

151 A Saint Joseph's 58 87

161 H Marist 53 86

193 H Siena 59 62

228 H Lafayette 64 61

238 A Niagara 54 64

238 H Niagara 52 87

254 A Manhattan 64 76

257 A Fairfield 41 62

265 H St. Francis Brooklyn 49 64

269 A Fairleigh Dickinson 59 69

275 A Rider 52 62

275 H Rider 52 57

281 A Massachusetts 65 81

287 A LIU Brooklyn 46 57

292 A Canisius 49 52

292 H Canisius 53 66

303 A Monmouth 44 51

303 H Monmouth 67 47

337 A Iona 42 52

337 H Iona 31 55

339 A NJIT 59 52

344 H UMass Lowell 60 66

LAST 12 Division I GAMES:

337 H Iona 31 55

275 A Rider 52 62

292 A Canisius 49 52

238 A Niagara 54 64

193 H Siena 59 62

337 A Iona 42 52

303 H Monmouth 67 47

238 H Niagara 52 87

292 H Canisius 53 66

257 A Fairfield 41 62

45 A Qui nni pi ac 39 86

303 A Monmouth 44 51

Saint Peter's

Saint Peter's

Non-Div I Games:

Saint Peter's

Loss, Non-Conf, S Site, H Home A Away N Neutral

Average RPI Win:	301	WON-LOST	WINNING	LAST 10	STRENGTH OF	OPP. STRENGTH	TEAM	ADJ.	CONF.	ADJ CONF.
Average RPI Loss:	199	RECORD	PCT. RANK	GAMES	SCHEDULE	OF SCHEDULE	RPI	RPI	RPI	RPI
DIV. I ONLY	2- 20	337	1- 9	234	341	335	335	26	26	
DIV. I NON-CONF.	1- 6	306	0- 0	50	339	273	273	25	25	

TOTALS	RPI 1-25	RPI 26-50	W-L RECORDS	RPI 51-100	RPI 101-999	RPI 201+				
2- 20	0- 0	0- 1	OVERALL	0- 1	2- 18	2- 12				
1- 10	0- 0	0- 0	HOME	0- 1	1- 9	1- 7				
1- 10	0- 0	0- 0	AWAY	0- 0	1- 1	1- 1				
0- 0	0- 0	0- 0	NEUTRAL	0- 0	0- 0	0- 0				
1- 6	0- 0	0- 1	NON-CONFERENCE	0- 1	1- 4	1- 2				
1- 3	0- 0	0- 0	HOME	0- 1	1- 2	1- 1				
0- 3	0- 0	0- 1	AWAY	0- 0	0- 2	0- 1				
0- 0	0- 0	0- 0	NEUTRAL	0- 0	0- 0	0- 0				
1- 14	0- 0	0- 0	CONFERENCE	0- 0	1- 14	1- 10				
0- 7	0- 0	0- 0	HOME	0- 0	0- 7	0- 6				
1- 7	0- 0	0- 0	AWAY	0- 0	1- 7	1- 4				
0- 0	0- 0	0- 0	NEUTRAL	0- 0	0- 0	0- 0				

RPI 1-25				RPI 26-50				RPI 51-100				RPI 101+ Team's RPI: 335			
RPI	S	Opponent	Score	RPI	S	Opponent	Score	RPI	S	Opponent	Score	RPI	S	Opponent	Score
				26	A	LSU	58 71	94	H	Rice	50 79	108	A	Lamar University	44 91
												108	H	Lamar University	44 68
												112	A	Arkansas	54 65
												119	A	Central Ark.	44 69
												124	A	SFA	53 75
												133	H	Texas St.	41 73
												204	A	Southern Miss.	38 58
												225	A	Abilene Christian	65 83
												225	H	Abilene Christian	72 75
												233	H	Texas Southern	58 77
												236	A	A&M-Corpus Christi	48 62
												236	H	A&M-Corpus Christi	57 67
												242	H	Nicholls St.	65 70
												266	H	McNeese	63 66
												291	A	Southeastern La.	57 52
												309	H	Incarnate Word	49 56
												310	H	Jackson St.	74 68
												323	A	Northwestern St.	60 63
												325	A	Houston Baptist	62 65
												325	H	Houston Baptist	61 69

LAST 12 Division I GAMES:															
				325	A	Houston Baptist	62 65	124	A	SFA	53 75				
				242	H	Nicholls St.	65 70	291	A	Southeastern La.	57 52				
				108	H	Lamar University	44 68	108	A	Lamar University	44 91				
				236	A	A&M-Corpus Christi	48 62	323	A	Northwestern St.	60 63				
				225	H	Abilene Christian	72 75	325	H	Houston Baptist	61 69				
				266	H	McNeese	63 66	236	H	A&M-Corpus Christi	57 67				

Non-Div I Games: Wiley 80 41 St. Thomas Houston 68 66

Sam Houston St.

Average RPI Win: 227	WON-LOST RECORD	WINNING PCT. RANK	LAST 10 GAMES	STRENGTH OF SCHEDULE	OPP. STRENGTH OF SCHEDULE	TEAM RPI	ADJ. RPI	CONF. RPI	ADJ CONF. RPI
Average RPI Loss: 110									
DIV. I ONLY	13- 13	174	6- 4	120	171	145	145	17	17
DIV. I NON-CONF.	7- 7	170	0- 0	61	141	120	120	17	17

TOTALS	RPI 1-25	RPI 26-50	W-L RECORDS	RPI 51-100	RPI 101-999	RPI 201+			
13- 13	0- 2	1- 0	OVERALL	0- 4	12- 7	9- 1			
10- 2	0- 0	1- 0	HOME	0- 1	9- 1	7- 0			
2- 10	0- 0	0- 0	AWAY	0- 0	2- 0	2- 0			
1- 1	0- 0	0- 0	NEUTRAL	0- 0	1- 1	0- 0			
7- 7	0- 2	1- 0	NON-CONFERENCE	0- 2	6- 3	4- 0			
6- 1	0- 0	1- 0	HOME	0- 0	5- 1	4- 0			
0- 5	0- 2	0- 0	AWAY	0- 2	0- 1	0- 0			
1- 1	0- 0	0- 0	NEUTRAL	0- 0	1- 1	0- 0			
6- 6	0- 0	0- 0	CONFERENCE	0- 2	6- 4	5- 1			
4- 1	0- 0	0- 0	HOME	0- 1	4- 0	3- 0			
2- 5	0- 0	0- 0	AWAY	0- 1	2- 4	2- 1			
0- 0	0- 0	0- 0	NEUTRAL	0- 0	0- 0	0- 0			

RPI 1-25				RPI 26-50				RPI 51-100				RPI 101+ Team's RPI: 145			
RPI	S	Opponent	Score	RPI	S	Opponent	Score	RPI	S	Opponent	Score	RPI	S	Opponent	Score
5	A	Florida St.	62 87	50	H	UCF	58 51	61	A	Mercer	45 48	112	A	Arkansas	63 84
19	A	Iowa	59 80					61	H	Mercer	59 73	114	A	Chattanooga	58 68
								68	A	Belmont	46 83	125	A	ETSU	48 76
								80	A	UAB	53 77	146	H	Colorado	60 71
												166	N	UTEP	33 46
												168	H	Troy	80 73
												168	N	Troy	82 76
												176	A	Furman	41 45
												176	H	Furman	62 58
												202	H	Hampton	66 61
												204	H	Southern Miss.	61 56
												226	A	UNCG	60 53
												226	H	UNCG	56 48
												295	H	Alabama St.	58 39
												298	A	Wofford	46 58
												298	H	Wofford	81 77
												307	A	Western Caro.	50 32
												307	H	Western Caro.	62 54
												324	H	Rhode Island	67 37
LAST 12 Division I GAMES:															
307	A	Western Caro.	50 32	114	A	Chattanooga	58 68								
226	A	UNCG	60 53	226	H	UNCG	56 48								
61	A	Mercer	45 48	307	H	Western Caro.	62 54								
176	H	Furman	62 58	61	H	Mercer	59 73								
298	H	Wofford	81 77	298	A	Wofford	46 58								
125	A	ETSU	48 76	176	A	Furman	41 45								

Non-Div I Games: AUM

59 46

Samford

Average RPI Win: 218

Average RPI Loss: 164

WON-LOST
RECORDWINNING
PCT. RANKLAST 10
GAMESSTRENGTH OF
SCHEDULEOPP. STRENGTH
OF SCHEDULETEAM
RPIADJ.
RPICONF.
RPIADJ CONF.
RPIDIV. I ONLY
DIV. I NON-CONF.14- 12
6- 4149
1225- 5
0- 0259
293148
204188
158188
15814
1114
11

TOTALS

RPI 1-25

RPI 26-50

W-L RECORDS

RPI 51-100

RPI 101-999

RPI 201+

14- 12

0- 0

1- 2

OVERALL

0- 2

13- 8

7- 5

8- 4

0- 0

1- 1

HOME

0- 1

7- 2

6- 0

5- 8

0- 0

0- 1

AWAY

0- 1

5- 6

1- 5

1- 0

0- 0

0- 0

NEUTRAL

0- 0

1- 0

0- 0

6- 4

0- 0

1- 1

NON-CONFERENCE

0- 0

5- 3

3- 3

4- 0

0- 0

1- 0

HOME

0- 0

3- 0

3- 0

1- 4

0- 0

0- 1

AWAY

0- 0

1- 3

0- 3

1- 0

0- 0

0- 0

NEUTRAL

0- 0

1- 0

0- 0

8- 8

0- 0

0- 1

CONFERENCE

0- 2

8- 5

4- 2

4- 4

0- 0

0- 1

HOME

0- 1

4- 2

3- 0

4- 4

0- 0

0- 0

AWAY

0- 1

4- 3

1- 2

0- 0

0- 0

0- 0

NEUTRAL

0- 0

0- 0

0- 0

RPI 1-25

RPI 26-50

RPI 51-100

RPI 101+


Team's RPI: 188


RPI S Opponent Score


RPI S Opponent Score


RPI S Opponent Score


RPI S Opponent Score


34  Minnesota 72 69

36  California 64 89


48  Gonzaga 44 63


78  Saint Mary's (CA) 57 66


78  Saint Mary's (CA) 53 75


140  BYU 66 60


140  BYU 70 69


142  Loyola Marymount 60 54


142  Loyola Marymount 53 67

155  San Francisco 60 54


165 N  Boise St. 72 52


180  Pacific 60 62

180  Pacific 68 81


189  UC Santa Barbara 71 58


220  Seattle U 73 80


230  Pepperdine 62 66


230  Pepperdine 79 53


244  San Diego St. 76 77


250  Hawaii 63 64


283  Santa Clara 50 59


283  Santa Clara 51 40

294  UTSA 78 69


316  Portland 75 60


316  Portland 59 52


321  Southern Utah 72 59


322  Long Beach St. 74 40


LAST 12 Division I GAMES:


140  BYU 66 60


180  Pacific 60 62


283  Santa Clara 51 40


230  Pepperdine 79 53


78  Saint Mary's (CA) 57 66


48  Gonzaga 44 63


142  Loyola Marymount 53 67

283  Santa Clara 50 59

140  BYU 70 69

316  Portland 75 60

142  Loyola Marymount 60 54

180  Pacific 68 81

Non-Div I Games: San Diego Christian 82 53

San Diego

Average RPI Win:	210	WON-LOST	WINNING	LAST 10	STRENGTH OF	OPP. STRENGTH	TEAM	ADJ.	CONF.	ADJ CONF.
Average RPI Loss:	153	RECORD	PCT. RANK	GAMES	SCHEDULE	OF SCHEDULE	RPI	RPI	RPI	RPI
DIV. I ONLY	9- 15	239	2- 8	162	174	244	244	16	16	
DIV. I NON-CONF.	5- 5	170	0- 0	261	281	244	244	13	13	

TOTALS	RPI 1-25	RPI 26-50	W-L RECORDS	RPI 51-100	RPI 101-999	RPI 201+				
9- 15	0- 0	0- 1	OVERALL	2- 3	7- 11	6- 3				
7- 6	0- 0	0- 0	HOME	2- 1	5- 5	4- 1				
2- 7	0- 0	0- 0	AWAY	0- 2	2- 5	2- 2				
0- 2	0- 0	0- 1	NEUTRAL	0- 0	0- 1	0- 0				
5- 5	0- 0	0- 1	NON-CONFERENCE	0- 0	5- 4	4- 1				
4- 2	0- 0	0- 0	HOME	0- 0	4- 2	3- 1				
1- 1	0- 0	0- 0	AWAY	0- 0	1- 1	1- 0				
0- 2	0- 0	0- 1	NEUTRAL	0- 0	0- 1	0- 0				
4- 10	0- 0	0- 0	CONFERENCE	2- 3	2- 7	2- 2				
3- 4	0- 0	0- 0	HOME	2- 1	1- 3	1- 0				
1- 6	0- 0	0- 0	AWAY	0- 2	1- 4	1- 2				
0- 0	0- 0	0- 0	NEUTRAL	0- 0	0- 0	0- 0				

RPI	S	Opponent	Score	RPI	S	Opponent	Score	RPI	S	Opponent	Score	RPI	S	Opponent	Score
27	N	Central Mich.	76 85	73	A	Wyoming	50 70	113	N	Tulane	46 80	121	A	Colorado St.	43 72
				73	H	Wyoming	68 62	121	H	Colorado St.	63 65	127	A	Fresno St.	53 64
				88	H	New Mexico	97 89	127	H	Fresno St.	60 66	165	H	Boise St.	70 86
				93	A	UNLV	67 73	127	H	UC Irvine	65 67	188	H	San Diego	77 76
				93	H	UNLV	64 75	189	A	UC Santa Barbara	64 77	206	H	CSUN	58 55
								208	H	Nevada	75 72	247	A	San Jose St.	75 65
								274	H	Presbyterian	77 50	280	A	Arizona	78 67
								283	H	Santa Clara	34 48	296	A	Utah St.	58 62
								306	A	Air Force	51 61	326	H	Cal St. Fullerton	59 58

Team's RPI: 244															
LAST 12 Division I GAMES:															
93	A	UNLV	67 73	121	A	Colorado St.	43 72								
73	A	Wyoming	50 70	88	H	New Mexico	97 89								
208	H	Nevada	75 72	127	A	Fresno St.	53 64								
127	H	Fresno St.	60 66	165	H	Boise St.	70 86								
306	A	Air Force	51 61	247	A	San Jose St.	75 65								
93	H	UNLV	64 75	121	H	Colorado St.	63 65								

Non-Div I Games: Hope Int'l 92 68

San Diego St.

Average RPI Win:	218	WON-LOST	WINNING	LAST 10	STRENGTH OF	OPP. STRENGTH	TEAM	ADJ.	CONF.	ADJ CONF.
Average RPI Loss:	106	RECORD	PCT. RANK	GAMES	SCHEDULE	OF SCHEDULE	RPI	RPI	RPI	RPI
DIV. I ONLY	13- 14	188	5- 5	127	125	155	155	14	14	
DIV. I NON-CONF.	5- 6	187	0- 0	84	91	137	137	11	11	

TOTALS	RPI 1-25	RPI 26-50	W-L RECORDS	RPI 51-100	RPI 101-999	RPI 201+				
13- 14	0- 1	0- 3	OVERALL	0- 4	13- 6	7- 1				
8- 5	0- 1	0- 1	HOME	0- 2	8- 1	4- 0				
4- 9	0- 0	0- 2	AWAY	0- 2	4- 5	3- 1				
1- 0	0- 0	0- 0	NEUTRAL	0- 0	1- 0	0- 0				
5- 6	0- 1	0- 1	NON-CONFERENCE	0- 2	5- 2	2- 0				
3- 2	0- 1	0- 0	HOME	0- 1	3- 0	1- 0				
1- 4	0- 0	0- 1	AWAY	0- 1	1- 2	1- 0				
1- 0	0- 0	0- 0	NEUTRAL	0- 0	1- 0	0- 0				
8- 8	0- 0	0- 2	CONFERENCE	0- 2	8- 4	5- 1				
5- 3	0- 0	0- 1	HOME	0- 1	5- 1	3- 0				
3- 5	0- 0	0- 1	AWAY	0- 1	3- 3	2- 1				
0- 0	0- 0	0- 0	NEUTRAL	0- 0	0- 0	0- 0				

RPI 1-25				RPI 26-50				RPI 51-100				RPI 101+ Team's RPI: 155			
RPI	S	Opponent	Score	RPI	S	Opponent	Score	RPI	S	Opponent	Score	RPI	S	Opponent	Score
14	H	Stanford	66 86	38	A	Northern Colo.	60 73	63	A	UC Davis	55 72	127	H	Fresno St.	70 62
				48	A	Gonzaga	47 74	78	A	Saint Mary's (CA)	64 72	137	N	Robert Morris	57 45
				48	H	Gonzaga	57 81	78	H	Saint Mary's (CA)	59 73	140	A	BYU	66 70
								98	H	Washington St.	70 74	140	H	BYU	76 73
												142	A	Loyola Marymount	60 65
												142	H	Loyola Marymount	78 60
												158	A	Cal Poly	83 88
												158	H	Cal Poly	83 71
												160	A	UT Arlington	54 56
												180	A	Pacific	81 71
												188	H	San Diego	54 60
												230	A	Pepperdine	92 95
												230	H	Pepperdine	68 67
												247	A	San Jose St.	87 81
												279	H	Sacramento St.	90 76
												283	A	Santa Clara	58 54
												283	H	Santa Clara	64 47
												316	A	Portland	76 63
												316	H	Portland	84 75

LAST 12 Division I GAMES:															
142	A	Loyola Marymount	60 65	48	H	Gonzaga	57 81	180	A	Pacific	81 71	230	A	Pepperdine	92 95
78	A	Saint Mary's (CA)	64 72	180	A	Pacific	81 71	230	A	Pepperdine	92 95	283	A	Santa Clara	58 54
140	H	BYU	76 73	230	A	Pepperdine	92 95	48	A	Gonzaga	47 74	142	H	Loyola Marymount	78 60
316	A	Portland	76 63	283	A	Santa Clara	58 54								
283	H	Santa Clara	64 47	48	A	Gonzaga	47 74								
78	H	Saint Mary's (CA)	59 73	142	H	Loyola Marymount	78 60								

Non-Div I Games:

San Francisco

Average RPI Win:	237	WON-LOST	WINNING	LAST 10	STRENGTH OF	OPP. STRENGTH	TEAM	ADJ.	CONF.	ADJ CONF.
Average RPI Loss:	126	RECORD	PCT. RANK	GAMES	SCHEDULE	OF SCHEDULE	RPI	RPI	RPI	RPI
DIV. I ONLY	5- 19	312	1- 9	81	142	247	247	16	16	
DIV. I NON-CONF.	2- 8	290	0- 0	87	156	243	243	13	13	

TOTALS	RPI 1-25	RPI 26-50	W-L RECORDS	RPI 51-100	RPI 101-999	RPI 201+				
5- 19	0- 1	0- 1	OVERALL	1- 6	4- 11	4- 4				
3- 9	0- 0	0- 0	HOME	1- 3	2- 6	2- 2				
2- 9	0- 1	0- 1	AWAY	0- 3	2- 4	2- 1				
0- 1	0- 0	0- 0	NEUTRAL	0- 0	0- 1	0- 1				
2- 8	0- 1	0- 1	NON-CONFERENCE	0- 1	2- 5	2- 2				
1- 4	0- 0	0- 0	HOME	0- 1	1- 3	1- 1				
1- 3	0- 1	0- 1	AWAY	0- 0	1- 1	1- 0				
0- 1	0- 0	0- 0	NEUTRAL	0- 0	0- 1	0- 1				
3- 11	0- 0	0- 0	CONFERENCE	1- 5	2- 6	2- 2				
2- 5	0- 0	0- 0	HOME	1- 2	1- 3	1- 1				
1- 6	0- 0	0- 0	AWAY	0- 3	1- 3	1- 1				
0- 0	0- 0	0- 0	NEUTRAL	0- 0	0- 0	0- 0				

RPI 1-25				RPI 26-50				RPI 51-100				RPI 101+ Team's RPI: 247			
RPI	S	Opponent	Score	RPI	S	Opponent	Score	RPI	S	Opponent	Score	RPI	S	Opponent	Score
9	A	UCLA	69 129	39	A	Oregon St.	62 110	64	H	Nebraska	55 81	121	A	Colorado St.	48 63
								73	A	Wyomi ng	46 58	121	H	Colorado St.	66 73
								73	H	Wyomi ng	64 66	126	H	Portland St.	78 90
								88	A	New Mexi co	62 92	127	A	Fresno St.	71 81
								88	H	New Mexi co	95 86	155	H	San Francis co	81 87
								93	A	UNLV	60 79	165	H	Boise St.	80 112
								93	H	UNLV	53 80	180	A	Paci fic	97 106
												202	N	Hampton	73 81
												206	H	CSUN	59 76
												208	A	Nevada	63 91
												214	H	CSU Bakersfi eld	67 57
												244	H	San Diego St.	65 75
												283	A	Santa Clara	71 66
												296	H	Utah St.	79 66
												306	A	Ai r Force	75 74

LAST 12 Division I GAMES:															
				73	H	Wyomi ng	64 66	165	H	Boise St.	80 112				
				127	A	Fresno St.	71 81	208	A	Nevada	63 91				
				121	H	Colorado St.	66 73	306	A	Ai r Force	75 74				
				88	A	New Mexico	62 92	244	H	San Diego St.	65 75				
				93	H	UNLV	53 80	88	H	New Mexico	95 86				
				73	A	Wyomi ng	46 58	93	A	UNLV	60 79				

Non-Div I Games: Southern Ore. 89 87

San Jose St.

Average RPI Win:	249	WON-LOST	WINNING	LAST 10	STRENGTH OF	OPP. STRENGTH	TEAM	ADJ.	CONF.	ADJ CONF.
Average RPI Loss:	158	RECORD	PCT. RANK	GAMES	SCHEDULE	OF SCHEDULE	RPI	RPI	RPI	RPI
DIV. I ONLY	8- 18	273	4- 6	258	139	283	283	14	14	
DIV. I NON-CONF.	3- 7	254	0- 0	321	172	306	306	11	11	
TOTALS	RPI 1-25	RPI 26-50	W-L RECORDS	RPI 51-100	RPI 101-999	RPI 201+				
8- 18	0- 0	0- 4	OVERALL	0- 1	8- 13	5- 5				
5- 8	0- 0	0- 3	HOME	0- 0	5- 5	2- 2				
3- 10	0- 0	0- 0	AWAY	0- 0	3- 0	3- 0				
0- 0	0- 0	0- 0	NEUTRAL	0- 0	0- 0	0- 0				
3- 7	0- 0	0- 2	NON-CONFERENCE	0- 0	3- 5	2- 4				
1- 4	0- 0	0- 2	HOME	0- 0	1- 2	0- 2				
2- 3	0- 0	0- 0	AWAY	0- 0	2- 3	2- 2				
0- 0	0- 0	0- 0	NEUTRAL	0- 0	0- 0	0- 0				
5- 11	0- 0	0- 2	CONFERENCE	0- 1	5- 8	3- 1				
4- 4	0- 0	0- 1	HOME	0- 0	4- 3	2- 0				
1- 7	0- 0	0- 1	AWAY	0- 1	1- 5	1- 1				
0- 0	0- 0	0- 0	NEUTRAL	0- 0	0- 0	0- 0				

RPI S Opponent	Score	RPI S Opponent	Score	RPI S Opponent	Score	RPI S Opponent	Score	Team's RPI: 283
36 H Cal i forn i a	41 79	78 A Saint Mary's (CA)	46 59	140 A BYU	47 65			
48 A Gonzaga	44 71			140 H BYU	34 55			
48 H Gonzaga	51 63			142 H Loyol a Marymount	51 65			
49 H Southern Cal i forn i a	43 64			155 A San Franci sco	47 64			
				155 H San Franci sco	54 58			
				180 A Paci fi c	37 55			
				180 H Paci fi c	57 55			
				188 A San Di ego	40 51			
				188 H San Di ego	59 50			
				189 H UC Santa Barbara	68 63			
				190 A Northwestern	47 57			
				208 A Nevada	41 52			
				230 A Pepperdi ne	55 56			
				230 H Pepperdi ne	54 50			
				244 A San Di ego St.	48 34			
				247 H San Jose St.	66 71			
				278 A Grand Canyon	38 39			
				316 A Portland	50 43			
				316 H Portland	67 57			
				326 H Cal St. Fullerton	69 73			
				332 A Ill. -Chi cago	45 36			
LAST 12 Division I GAMES:								
180 H Paci fi c	57 55	230 H Pepperdi ne	54 50					
316 H Portland	67 57	188 H San Di ego	59 50					
188 A San Di ego	40 51	48 A Gonzaga	44 71					
140 H BYU	34 55	155 H San Franci sco	54 58					
155 A San Franci sco	47 64	140 A BYU	47 65					
180 A Paci fi c	37 55	78 A Saint Mary's (CA)	46 59					

Non-Div I Games: Menlo 104 61

Santa Clara

Average RPI Win:	335	WON-LOST	WINNING	LAST 10	STRENGTH OF	OPP. STRENGTH	TEAM	ADJ.	CONF.	ADJ CONF.
Average RPI Loss:	211	RECORD	PCT. RANK	GAMES	SCHEDULE	OF SCHEDULE	RPI	RPI	RPI	RPI
DIV. I ONLY	2- 20	337	1- 8	306	297	341	341	30	30	
DIV. I NON-CONF.	1- 9	318	0- 0	245	118	303	303	30	30	

TOTALS	RPI 1-25	RPI 26-50	W-L RECORDS	RPI 51-100	RPI 101-999	RPI 201+				
2- 20	0- 1	0- 1	OVERALL	0- 1	2- 17	2- 13				
0- 7	0- 0	0- 0	HOME	0- 0	0- 7	0- 7				
2- 10	0- 1	0- 1	AWAY	0- 1	2- 7	2- 5				
0- 3	0- 0	0- 0	NEUTRAL	0- 0	0- 3	0- 1				
1- 9	0- 1	0- 1	NON-CONFERENCE	0- 1	1- 6	1- 2				
0- 0	0- 0	0- 0	HOME	0- 0	0- 0	0- 0				
1- 6	0- 1	0- 1	AWAY	0- 1	1- 3	1- 1				
0- 3	0- 0	0- 0	NEUTRAL	0- 0	0- 3	0- 1				
1- 11	0- 0	0- 0	CONFERENCE	0- 0	1- 11	1- 11				
0- 7	0- 0	0- 0	HOME	0- 0	0- 7	0- 7				
1- 4	0- 0	0- 0	AWAY	0- 0	1- 4	1- 4				
0- 0	0- 0	0- 0	NEUTRAL	0- 0	0- 0	0- 0				

RPI 1-25				RPI 26-50				RPI 51-100				RPI 101+				Team's RPI: 341
RPI	S	Opponent	Score	RPI	S	Opponent	Score	RPI	S	Opponent	Score	RPI	S	Opponent	Score	
16	A	South Carolina	38 99	39	A	Oregon St.	36 84	92	A	Jacksonville	46 74	159	N	Florida	40 90	
												182	A	Wisconsin	24 82	
												198	A	East Carolina	37 103	
												201	N	Richmond	63 100	
												202	H	Hampton	53 81	
												209	N	Providence	48 78	
												211	H	N. C. A&T	44 69	
												215	A	Norfolk St.	51 83	
												215	H	Norfolk St.	58 78	
												249	H	Howard	59 87	
												259	A	Morgan St.	67 73	
												259	H	Morgan St.	41 70	
												271	H	UMES	56 68	
												295	A	Alabama St.	61 81	
												299	A	Coppin St.	57 66	
												317	H	South Carolina St.	60 71	
												329	A	Ga. Southern	71 67	
												333	A	Delaware St.	79 93	
												340	A	Florida A&M	65 47	
LAST 12 Division I GAMES:																
215	A	Norfolk St.	51 83	215	H	Norfolk St.	58 78									
211	H	N. C. A&T	44 69	202	H	Hampton	53 81									
259	H	Morgan St.	41 70	249	H	Howard	59 87									
317	H	South Carolina St.	60 71	271	H	UMES	56 68									
340	A	Florida A&M	65 47	259	A	Morgan St.	67 73									
333	A	Delaware St.	79 93	299	A	Coppin St.	57 66									

Non-Div I Games: LaGrange 86 44 Allen 79 41

Savannah St.

Average RPI Win:	249	WON-LOST	WINNING	LAST 10	STRENGTH OF	OPP. STRENGTH	TEAM	ADJ.	CONF.	ADJ CONF.
Average RPI Loss:	190	RECORD	PCT. RANK	GAMES	SCHEDULE	OF SCHEDULE	RPI	RPI	RPI	RPI
DIV. I ONLY	13- 13	174	7- 3	274	282	220	220	31	31	
DIV. I NON-CONF.	6- 9	214	0- 1	159	208	207	207	31	31	

TOTALS	RPI 1-25	RPI 26-50	W-L RECORDS	RPI 51-100	RPI 101-999	RPI 201+				
13- 13	0- 0	0- 1	OVERALL	0- 1	13- 11	9- 7				
6- 6	0- 0	0- 0	HOME	0- 1	6- 5	4- 2				
7- 7	0- 0	0- 1	AWAY	0- 0	7- 6	5- 5				
0- 0	0- 0	0- 0	NEUTRAL	0- 0	0- 0	0- 0				
6- 9	0- 0	0- 1	NON-CONFERENCE	0- 1	6- 7	2- 3				
2- 6	0- 0	0- 0	HOME	0- 1	2- 5	0- 2				
4- 3	0- 0	0- 1	AWAY	0- 0	4- 2	2- 1				
0- 0	0- 0	0- 0	NEUTRAL	0- 0	0- 0	0- 0				
7- 4	0- 0	0- 0	CONFERENCE	0- 0	7- 4	7- 4				
4- 0	0- 0	0- 0	HOME	0- 0	4- 0	4- 0				
3- 4	0- 0	0- 0	AWAY	0- 0	3- 4	3- 4				
0- 0	0- 0	0- 0	NEUTRAL	0- 0	0- 0	0- 0				

RPI	S	Opponent	Score	RPI	S	Opponent	Score	RPI	S	Opponent	Score	RPI	S	Opponent	Score	Team's RPI: 220
36	A	Cal i forni a	67 87	63	H	UC Davi s	53 79	126	H	Portland St.	91 77	130	A	Idaho	68 60	
								143	H	Idaho St.	69 74	167	H	UC Irvi ne	79 84	
								180	H	Paci fi c	73 85	185	A	Washi ngton	76 84	
								188	H	San Di ego	80 73	189	A	UC Santa Barbara	77 71	
								206	A	CSUN	62 67	208	H	Nevada	65 74	
								214	A	CSU Bakersfi el d	68 75	230	A	Pepperdi ne	65 62	
								232	A	New Mexico St.	53 64	232	H	New Mexico St.	69 59	
								248	A	Montana	78 64	250	H	Hawai i	58 73	
								278	A	Grand Canyon	63 74	282	A	UMKC	62 58	
								282	H	UMKC	66 62	312	A	UTRGV	67 69	
								312	H	UTRGV	64 56	327	A	Utah Val ley	77 75	
								345	A	Chi cago St.	63 56	345	H	Chi cago St.	72 60	
LAST 12 Di vi si on I GAMES:																
232	A	New Mexico St.	53 64	312	H	UTRGV	64 56	232	H	New Mexico St.	69 59	282	A	UMKC	62 58	
312	A	UTRGV	67 69	278	A	Grand Canyon	63 74	206	A	CSUN	62 67					
345	H	Chi cago St.	72 60													
282	H	UMKC	66 62													
327	A	Utah Val ley	77 75													
214	A	CSU Bakersfi el d	68 75													

Non-Di v I Games:

Seattle U

Average RPI Win: 194		WON-LOST	WINNING	LAST 10	STRENGTH OF		OPP. STRENGTH	TEAM	ADJ.	CONF.	ADJ CONF.
Loss: 44		RECORD	PCT. RANK	GAMES	SCHEDULE		OF SCHEDULE	RPI	RPI	RPI	RPI
DIV. I ONLY		15- 12	138	5- 5	97		71	101	101	6	6
DIV. I NON-CONF.		8- 3	65	0- 0	127		192	88	88	6	6
TOTALS		RPI 1-25		RPI 26-50	W-L RECORDS		RPI 51-100	RPI 101-999		RPI 201+	
15- 12	0- 4			0- 5	OVERALL		2- 1	13- 2		8- 0	
11- 4	0- 2			0- 2	HOME		1- 0	10- 0		6- 0	
4- 8	0- 2			0- 3	AWAY		1- 1	3- 2		2- 0	
0- 0	0- 0			0- 0	NEUTRAL		0- 0	0- 0		0- 0	
8- 3	0- 2			0- 1	NON-CONFERENCE		1- 0	7- 0		4- 0	
6- 2	0- 1			0- 1	HOME		0- 0	6- 0		4- 0	
2- 1	0- 1			0- 0	AWAY		1- 0	1- 0		0- 0	
0- 0	0- 0			0- 0	NEUTRAL		0- 0	0- 0		0- 0	
7- 9	0- 2			0- 4	CONFERENCE		1- 1	6- 2		4- 0	
5- 2	0- 1			0- 1	HOME		1- 0	4- 0		2- 0	
2- 7	0- 1			0- 3	AWAY		0- 1	2- 2		2- 0	
0- 0	0- 0			0- 0	NEUTRAL		0- 0	0- 0		0- 0	

RPI 1-25				RPI 26-50				RPI 51-100				RPI 101+			
RPI	S	Opponent	Score	RPI	S	Opponent	Score	RPI	S	Opponent	Score	RPI	S	Opponent	Score
9	H	UCLA	68 77	28	A	DePaul	66 89	54	A	St. John's (NY)	56 75	102	A	Butler	48 66
24	A	Villanova	53 59	30	A	Marquette	84 97	54	H	St. John's (NY)	62 57	102	H	Butler	75 64
24	H	Villanova	59 67	37	H	Princeton	83 85	97	A	Wake Forest	67 57	115	A	Georgetown	52 71
25	A	Rutgers	45 70	42	A	Creighton	64 81					115	H	Georgetown	70 65
				42	H	Creighton	51 68					161	H	Marist	85 60
												179	H	Jacksonville St.	73 54
												194	A	Boston College	73 53
												209	A	Providence	65 56
												209	H	Providence	65 56
												219	A	Xavier	62 51
												219	H	Xavier	58 53
												257	H	Fairfield	80 61
												265	H	St. Francis Brooklyn	84 50
												275	H	Rider	85 49
												348	H	Saint Peter's	91 49
LAST 12 Division I GAMES:															
				54	A	St. John's (NY)	56 75	209	A	Providence	65 56				
				24	A	Villanova	53 59	54	H	St. John's (NY)	62 57				
				115	A	Georgetown	52 71	115	H	Georgetown	70 65				
				102	H	Butler	75 64	24	H	Villanova	59 67				
				219	H	Xavier	58 53	219	A	Xavier	62 51				
				42	A	Creighton	64 81	102	A	Butler	48 66				

Non-Div I Games:

Seton Hall I

Average RPI Win:	272	WON-LOST	WINNING	LAST 10	STRENGTH OF	OPP. STRENGTH	TEAM	ADJ.	CONF.	ADJ CONF.
Average RPI Loss:	134	RECORD	PCT. RANK	GAMES	SCHEDULE	OF SCHEDULE	RPI	RPI	RPI	RPI
DIV. I ONLY	14- 13	171	7- 3	243	248	193	193	28	28	
DIV. I NON-CONF.	5- 6	187	0- 0	132	138	152	152	26	26	

TOTALS	RPI 1-25	RPI 26-50	W-L RECORDS	RPI 51-100	RPI 101-999	RPI 201+				
14- 13	0- 1	0- 2	OVERALL	0- 4	14- 6	13- 4				
8- 4	0- 0	0- 1	HOME	0- 2	8- 1	7- 1				
6- 9	0- 1	0- 1	AWAY	0- 2	6- 5	6- 3				
0- 0	0- 0	0- 0	NEUTRAL	0- 0	0- 0	0- 0				
5- 6	0- 1	0- 0	NON-CONFERENCE	0- 4	5- 1	5- 0				
3- 2	0- 0	0- 0	HOME	0- 2	3- 0	3- 0				
2- 4	0- 1	0- 0	AWAY	0- 2	2- 1	2- 0				
0- 0	0- 0	0- 0	NEUTRAL	0- 0	0- 0	0- 0				
9- 7	0- 0	0- 2	CONFERENCE	0- 0	9- 5	8- 4				
5- 2	0- 0	0- 1	HOME	0- 0	5- 1	4- 1				
4- 5	0- 0	0- 1	AWAY	0- 0	4- 4	4- 3				
0- 0	0- 0	0- 0	NEUTRAL	0- 0	0- 0	0- 0				

RPI	S	Opponent	Score	RPI	S	Opponent	Score	RPI	S	Opponent	Score	RPI	S	Opponent	Score
25	A	Rutgers	47 59	45	A	Quinnipiac	54 68	51	H	FGCU	50 63	156	A	Hartford	62 71
				45	H	Quinnipiac	72 83	72	A	Harvard	67 75	161	A	Marist	54 73
								83	A	Penn St.	72 86	161	H	Marist	58 53
								84	H	Albany (NY)	63 78	238	A	Niagara	50 65
												238	H	Niagara	68 73
												239	A	Hofstra	70 60
												249	H	Howard	72 61
												254	A	Manhattan	56 54
												254	H	Manhattan	56 51
												255	H	St. Bonaventure	70 62
												257	A	Fairfield	43 44
												257	H	Fairfield	51 40
												268	A	Colgate	73 70
												273	H	Sacred Heart	62 57
												275	A	Rider	71 67
												292	A	Canisius	57 65
												303	H	Monmouth	44 41
												337	A	Iona	70 48
												337	H	Iona	64 51
												348	A	Saint Peter's	62 59

Team's RPI: 193															
LAST 12 Division I GAMES:															
257	A	Fairfield	43 44	254	H	Manhattan	56 51	257	H	Fairfield	51 40	337	A	Iona	70 48
254	A	Manhattan	56 54	337	A	Iona	70 48	161	H	Marist	58 53	238	A	Niagara	50 65
45	H	Quinnipiac	72 83	161	H	Marist	58 53	238	A	Niagara	50 65	292	A	Canisius	57 65
303	H	Monmouth	44 41	238	A	Niagara	50 65	292	A	Canisius	57 65				
161	A	Marist	54 73	292	A	Canisius	57 65								
348	A	Saint Peter's	62 59												

Non-Div I Games:

Siena

Average RPI Win: 226	WON-LOST RECORD	WINNING PCT. RANK	LAST 10 GAMES	STRENGTH OF SCHEDULE	OPP. STRENGTH OF SCHEDULE	TEAM RPI	ADJ. RPI	CONF. RPI	ADJ CONF. RPI
Average RPI Loss: 146									
DIV. I ONLY	14- 10	131	5- 5	176	236	141	141	22	22
DIV. I NON-CONF.	6- 4	122	0- 0	59	203	74	74	23	23

TOTALS	RPI 1-25	RPI 26-50	W-L RECORDS	RPI 51-100	RPI 101-999	RPI 201+			
14- 10	0- 1	0- 0	OVERALL	0- 2	14- 7	9- 2			
8- 4	0- 0	0- 0	HOME	0- 2	8- 2	6- 0			
6- 6	0- 1	0- 0	AWAY	0- 0	6- 5	3- 2			
0- 0	0- 0	0- 0	NEUTRAL	0- 0	0- 0	0- 0			
6- 4	0- 1	0- 0	NON-CONFERENCE	0- 2	6- 1	4- 0			
3- 2	0- 0	0- 0	HOME	0- 2	3- 0	2- 0			
3- 2	0- 1	0- 0	AWAY	0- 0	3- 1	2- 0			
0- 0	0- 0	0- 0	NEUTRAL	0- 0	0- 0	0- 0			
8- 6	0- 0	0- 0	CONFERENCE	0- 0	8- 6	5- 2			
5- 2	0- 0	0- 0	HOME	0- 0	5- 2	4- 0			
3- 4	0- 0	0- 0	AWAY	0- 0	3- 4	1- 2			
0- 0	0- 0	0- 0	NEUTRAL	0- 0	0- 0	0- 0			

RPI S Opponent Score	RPI S Opponent Score	RPI S Opponent Score	RPI S Opponent Score
18 A NC State 50 71		80 H UAB 66 78	103 H Little Rock 35 47
		92 H Jacksonville 58 60	104 A North Carolina 85 84
			119 H Central Ark. 64 43
			133 A Texas St. 63 78
			138 A Ole Miss 59 66
			160 A UT Arlington 76 63
			168 A Troy 71 82
			168 H Troy 79 68
			175 A Louisiana 72 57
			197 H Arkansas St. 60 75
			204 A Southern Miss. 78 57
			207 H Southern U. 69 65
			224 H New Orleans 67 45
			256 A Coastal Caro. 56 71
			256 H Coastal Caro. 68 62
			272 A Appal achian St. 56 57
			272 H Appal achian St. 54 52
			295 A Alabama St. 59 47
			315 H Georgia St. 88 52
			329 H Ga. Southern 79 52
			336 A La. -Monroe 67 60
LAST 12 Division I GAMES:			
256 A Coastal Caro. 56 71	175 A Louisiana 72 57	272 H Appal achian St. 54 52	
272 A Appal achian St. 56 57	256 H Coastal Caro. 68 62	168 H Troy 79 68	
197 H Arkansas St. 60 75	160 A UT Arlington 76 63	133 A Texas St. 63 78	
103 H Little Rock 35 47			
168 A Troy 71 82			
336 A La. -Monroe 67 60			

Non-Div I Games: Ga. Southwestern 73 42

South Ala.

Average RPI Win:	132	WON-LOST	WINNING	LAST 10	STRENGTH OF	OPP. STRENGTH	TEAM	ADJ.	CONF.	ADJ CONF.
Average RPI Loss:	6	RECORD	PCT. RANK	GAMES	SCHEDULE	OF SCHEDULE	RPI	RPI	RPI	RPI
DIV. I ONLY	22- 5	23	8- 2	50	3	16	16	2	2	
DIV. I NON-CONF.	11- 2	22	0- 1	144	8	42	42	2	2	

TOTALS	RPI 1-25	RPI 26-50	W-L RECORDS	RPI 51-100	RPI 101-999	RPI 201+				
22- 5	5- 5	1- 0	OVERALL	4- 0	12- 0	5- 0				
12- 2	3- 2	0- 0	HOME	1- 0	8- 0	5- 0				
8- 2	1- 2	1- 0	AWAY	2- 0	4- 0	0- 0				
2- 1	1- 1	0- 0	NEUTRAL	1- 0	0- 0	0- 0				
11- 2	3- 2	0- 0	NON-CONFERENCE	1- 0	7- 0	5- 0				
6- 1	1- 1	0- 0	HOME	0- 0	5- 0	5- 0				
3- 0	1- 0	0- 0	AWAY	0- 0	2- 0	0- 0				
2- 1	1- 1	0- 0	NEUTRAL	1- 0	0- 0	0- 0				
11- 3	2- 3	1- 0	CONFERENCE	3- 0	5- 0	0- 0				
6- 1	2- 1	0- 0	HOME	1- 0	3- 0	0- 0				
5- 2	0- 2	1- 0	AWAY	2- 0	2- 0	0- 0				
0- 0	0- 0	0- 0	NEUTRAL	0- 0	0- 0	0- 0				

RPI	S	Opponent	Score	RPI	S	Opponent	Score	RPI	S	Opponent	Score	RPI	S	Opponent	Score
1	H	UConn	58 83	29	A	Georgia	77 65	54	N	St. John's (NY)	76 58	106	H	Auburn	71 63
2	N	Notre Dame	85 92					81	A	Alabama	79 66	112	H	Arkansas	90 42
3	A	Mississippi St.	53 67					96	A	Kentucky	81 64	134	A	Vanderbilt	95 82
11	H	Tennessee	70 86					96	H	Kentucky	81 63	136	A	Clemson	66 36
13	A	Missouri	74 83									138	A	Ole Miss	88 62
13	H	Missouri	64 54									159	H	Florida	64 57
17	H	Duke	72 52									181	A	Temple	87 60
20	A	Maryland	94 86									251	H	Col. of Charleston	69 43
21	H	Texas A&M	61 59									295	H	Alabama St.	99 31
25	N	Rutgers	78 68									298	H	Wofford	94 60
												307	H	Western Caro.	101 43
												341	H	Savannah St.	99 38
LAST 12 Division I GAMES:															
96	H	Kentucky	81 63	13	H	Missouri	64 54								
29	A	Georgia	77 65	112	H	Arkansas	90 42								
159	H	Florida	64 57	96	A	Kentucky	81 64								
81	A	Alabama	79 66	134	A	Vanderbilt	95 82								
3	A	Mississippi St.	53 67	11	H	Tennessee	70 86								
1	H	UConn	58 83	106	H	Auburn	71 63								

Non-Div I Games:

South Carolina

Average RPI Win:	296	WON-LOST	WINNING	LAST 10	STRENGTH OF	OPP. STRENGTH	TEAM	ADJ.	CONF.	ADJ CONF.
Average RPI Loss:	212	RECORD	PCT. RANK	GAMES	SCHEDULE	OF SCHEDULE	RPI	RPI	RPI	RPI

DIV. I ONLY	7- 15	269	4- 6	342	272	317	317	30	30
DIV. I NON-CONF.	3- 7	254	0- 0	340	162	311	311	30	30

TOTALS	RPI 1-25	RPI 26-50	W-L RECORDS	RPI 51-100	RPI 101-999	RPI 201+			
7- 15	0- 0	0- 0	OVERALL	0- 2	7- 13	7- 10			
4- 4	0- 0	0- 0	HOME	0- 0	4- 4	4- 4			
3- 11	0- 0	0- 0	AWAY	0- 0	3- 1	3- 1			
0- 0	0- 0	0- 0	NEUTRAL	0- 0	0- 0	0- 0			
3- 7	0- 0	0- 0	NON-CONFERENCE	0- 2	3- 5	3- 3			
1- 1	0- 0	0- 0	HOME	0- 0	1- 1	1- 1			
2- 6	0- 0	0- 0	AWAY	0- 2	2- 4	2- 2			
0- 0	0- 0	0- 0	NEUTRAL	0- 0	0- 0	0- 0			
4- 8	0- 0	0- 0	CONFERENCE	0- 0	4- 8	4- 7			
3- 3	0- 0	0- 0	HOME	0- 0	3- 3	3- 3			
1- 5	0- 0	0- 0	AWAY	0- 0	1- 5	1- 4			
0- 0	0- 0	0- 0	NEUTRAL	0- 0	0- 0	0- 0			

RPI 1-25				RPI 26-50				RPI 51-100				RPI 101+ Team's RPI: 317			
RPI	S	Opponent	Score	RPI	S	Opponent	Score	RPI	S	Opponent	Score	RPI	S	Opponent	Score
								61	A	Mercer	53 74	120	A	Bethune-Cookman	50 68
								66	A	Georgia Tech	40 86	136	A	Clemson	48 56
												139	A	Charlotte	49 64
												202	A	Hampton	42 60
												202	H	Hampton	78 70
												211	H	N. C. A&T	54 74
												215	H	Norfolk St.	67 71
												249	H	Howard	58 68
												259	A	Morgan St.	55 65
												271	H	UMES	54 51
												277	A	Old Dominion	35 52
												285	A	USC Upstate	44 63
												299	A	Coppin St.	39 56
												299	H	Coppin St.	67 65
												307	H	Western Caro.	75 45
												311	A	Charleston So.	60 58
												329	H	Ga. Southern	58 61
												333	A	Delaware St.	44 58
												341	A	Savannah St.	71 60
												342	A	Winthrop	65 37

LAST 12 Division I GAMES:															
				202	A	Hampton	42 60	202	H	Hampton	78 70				
				211	H	N. C. A&T	54 74	215	H	Norfolk St.	67 71				
				299	H	Coppin St.	67 65	271	H	UMES	54 51				
				341	A	Savannah St.	71 60	249	H	Howard	58 68				
				259	A	Morgan St.	55 65	333	A	Delaware St.	44 58				
				299	A	Coppin St.	39 56	120	A	Bethune-Cookman	50 68				

Non-Div I Games: Johnson & Wales (NC) 40 Columbia Int'l 82 38

South Carolina St.

Average RPI Win:	201	WON-LOST	WINNING	LAST 10	STRENGTH OF	OPP. STRENGTH	TEAM	ADJ.	CONF.	ADJ CONF.
Average RPI Loss:	95	RECORD	PCT. RANK	GAMES	SCHEDULE	OF SCHEDULE	RPI	RPI	RPI	RPI
DIV. I ONLY	20- 5	35	9- 0	179	133	67	67	13	13	
DIV. I NON-CONF.	7- 5	132	0- 0	185	50	130	130	16	16	

TOTALS	RPI 1-25	RPI 26-50	W-L RECORDS	RPI 51-100	RPI 101-999	RPI 201+				
20- 5	0- 1	2- 0	OVERALL	0- 1	18- 3	10- 0				
10- 1	0- 0	1- 0	HOME	0- 0	9- 1	5- 0				
9- 2	0- 0	1- 0	AWAY	0- 0	8- 2	4- 0				
1- 2	0- 1	0- 0	NEUTRAL	0- 1	1- 0	1- 0				
7- 5	0- 1	1- 0	NON-CONFERENCE	0- 1	6- 3	4- 0				
4- 1	0- 0	1- 0	HOME	0- 0	3- 1	2- 0				
2- 2	0- 0	0- 0	AWAY	0- 0	2- 2	1- 0				
1- 2	0- 1	0- 0	NEUTRAL	0- 1	1- 0	1- 0				
13- 0	0- 0	1- 0	CONFERENCE	0- 0	12- 0	6- 0				
6- 0	0- 0	0- 0	HOME	0- 0	6- 0	3- 0				
7- 0	0- 0	1- 0	AWAY	0- 0	6- 0	3- 0				
0- 0	0- 0	0- 0	NEUTRAL	0- 0	0- 0	0- 0				

RPI 1-25				RPI 26-50				RPI 51-100 Team's RPI: 67				RPI 101+			
RPI	S	Opponent	Score	RPI	S	Opponent	Score	RPI	S	Opponent	Score	RPI	S	Opponent	Score
11	N	Tennessee	49 69	32	A	South Dakota St.	67 61	55	N	Oklahoma St.	68 76	109	A	Western Ill.	82 58
				42	H	Creighton	73 68					109	H	Western Ill.	92 81
												111	A	Iowa St.	76 81
												124	A	SFA	55 77
												135	A	Wichita St.	62 48
												171	A	Denver	82 60
												171	H	Denver	79 51
												172	H	Tulsa	61 64
												174	H	North Dakota	76 71
												187	A	Oral Roberts	73 68
												187	H	Oral Roberts	72 55
												214	H	CSU Bakersfield	66 50
												229	H	UC Riverside	75 66
												240	A	Omaha	72 50
												240	H	Omaha	70 46
												261	N	Indiana St.	71 59
												276	A	North Dakota St.	82 67
												276	H	North Dakota St.	80 54
												309	A	Incarnate Word	81 51
												331	A	Fort Wayne	79 60
												331	H	Fort Wayne	85 43
LAST 12 Division I GAMES:															
187	H	Oral Roberts	72 55	32	A	South Dakota St.	67 61	240	H	Omaha	70 46	187	A	Oral Roberts	73 68
240	A	Omaha	72 50	240	H	Omaha	70 46	331	A	Fort Wayne	79 60	331	H	Fort Wayne	85 43
331	A	Fort Wayne	79 60	276	H	North Dakota St.	80 54	109	H	Western Ill.	92 81	276	A	North Dakota St.	82 67
276	H	North Dakota St.	80 54	109	H	Western Ill.	92 81	276	A	North Dakota St.	82 67	309	A	Incarnate Word	81 51
109	H	Western Ill.	92 81	171	A	Denver	82 60					331	A	Fort Wayne	79 60
171	A	Denver	82 60									331	H	Fort Wayne	85 43

Non-Div I Games: Mt. Marty 87 25 Doane 96 54 Bellevue 89 32

South Dakota

Average RPI Win:	174	WON-LOST	WINNING	LAST 10	STRENGTH OF	OPP. STRENGTH	TEAM	ADJ.	CONF.	ADJ CONF.
Average RPI Loss:	35	RECORD	PCT. RANK	GAMES	SCHEDULE	OF SCHEDULE	RPI	RPI	RPI	RPI
DIV. I ONLY	21- 5	32	8- 1	74	98	32	32	13	13	
DIV. I NON-CONF.	10- 4	73	0- 0	33	14	27	27	16	16	
TOTALS	RPI 1-25	RPI 26-50	W-L RECORDS	RPI 51-100	RPI 101-999	RPI 201+				
21- 5	2- 2	0- 1	OVERALL	2- 2	17- 0	7- 0				
12- 2	1- 1	0- 0	HOME	0- 1	11- 0	5- 0				
7- 3	0- 1	0- 1	AWAY	2- 1	5- 0	2- 0				
2- 0	1- 0	0- 0	NEUTRAL	0- 0	1- 0	0- 0				
10- 4	2- 2	0- 1	NON-CONFERENCE	2- 1	6- 0	2- 0				
6- 1	1- 1	0- 0	HOME	0- 0	5- 0	2- 0				
2- 3	0- 1	0- 1	AWAY	2- 1	0- 0	0- 0				
2- 0	1- 0	0- 0	NEUTRAL	0- 0	1- 0	0- 0				
11- 1	0- 0	0- 0	CONFERENCE	0- 1	11- 0	5- 0				
6- 1	0- 0	0- 0	HOME	0- 1	6- 0	3- 0				
5- 0	0- 0	0- 0	AWAY	0- 0	5- 0	2- 0				
0- 0	0- 0	0- 0	NEUTRAL	0- 0	0- 0	0- 0				

RPI 1-25				RPI 26-50				RPI 51-100				RPI 101+			
RPI	S	Opponent	Score	RPI	S	Opponent	Score	RPI	S	Opponent	Score	RPI	S	Opponent	Score
4	H	Louisville	64 68	42	A	Creighton	65 72	51	A	FGCU	78 87	109	A	Western Ill.	70 42
12	A	Green Bay	41 55					67	H	South Dakota	61 67	109	H	Western Ill.	84 48
18	N	NC State	75 67					79	A	Drake	85 78	135	H	Wichita St.	96 64
23	H	Oklahoma	67 61					91	A	George Washington	97 88	139	N	Charlotte	71 70
												147	H	UNI	57 47
												171	A	Denver	69 58
												171	H	Denver	95 59
												174	H	North Dakota	66 52
												187	A	Oral Roberts	77 70
												187	H	Oral Roberts	96 72
												213	H	Bowling Green	76 44
												240	A	Omaha	103 54
												240	H	Omaha	89 64
												276	A	North Dakota St.	85 64
												276	H	North Dakota St.	83 63
												331	H	Fort Wayne	105 49
												339	H	NJIT	92 48
LAST 12 Division I GAMES:															
109	A	Western Ill.	70 42	67	H	South Dakota	61 67	109	H	Western Ill.	84 48				
187	H	Oral Roberts	96 72					187	A	Oral Roberts	77 70				
171	H	Denver	95 59					171	A	Denver	69 58				
240	A	Omaha	103 54					276	H	North Dakota St.	83 63				
276	A	North Dakota St.	85 64					240	H	Omaha	89 64				
331	H	Fort Wayne	105 49												

Non-Div I Games: Dakota Wesleyan 76 63

South Dakota St.

Average RPI Win:	138	WON-LOST	WINNING	LAST 10	STRENGTH OF	OPP. STRENGTH	TEAM	ADJ.	CONF.	ADJ CONF.
Average RPI Loss:	44	RECORD	PCT. RANK	GAMES	SCHEDULE	OF SCHEDULE	RPI	RPI	RPI	RPI

DIV. I ONLY	22- 5	23	9- 1	75	11	22	22	8	8
DIV. I NON-CONF.	11- 3	45	1- 0	63	2	25	25	7	7

TOTALS	RPI 1-25	RPI 26-50	W-L RECORDS	RPI 51-100	RPI 101-999	RPI 201+			
22- 5	1- 3	4- 0	OVERALL	3- 1	14- 1	4- 0			
11- 1	1- 1	2- 0	HOME	0- 0	8- 0	3- 0			
8- 2	0- 1	1- 0	AWAY	1- 0	6- 1	1- 0			
3- 2	0- 1	1- 0	NEUTRAL	2- 1	0- 0	0- 0			
11- 3	1- 2	2- 0	NON-CONFERENCE	3- 1	5- 0	3- 0			
6- 0	1- 0	1- 0	HOME	0- 0	4- 0	2- 0			
2- 1	0- 1	0- 0	AWAY	1- 0	1- 0	1- 0			
3- 2	0- 1	1- 0	NEUTRAL	2- 1	0- 0	0- 0			
11- 2	0- 1	2- 0	CONFERENCE	0- 0	9- 1	1- 0			
5- 1	0- 1	1- 0	HOME	0- 0	4- 0	1- 0			
6- 1	0- 0	1- 0	AWAY	0- 0	5- 1	0- 0			
0- 0	0- 0	0- 0	NEUTRAL	0- 0	0- 0	0- 0			

RPI 1-25				Team's RPI: 22				RPI 26-50				RPI 51-100				RPI 101+			
RPI	S	Opponent	Score	RPI	S	Opponent	Score	RPI	S	Opponent	Score	RPI	S	Opponent	Score	RPI	S	Opponent	Score
1	H	UConn	49 100	26	H	LSU	61 55	54	N	St. John's (NY)	68 59	102	H	Butler	71 55				
2	N	Notre Dame	66 76	33	N	Dayton	93 87	59	N	Michigan St.	73 83	113	A	Tulane	63 53				
7	H	Ohio St.	84 65	50	A	UCF	77 68	91	A	George Washington	83 78	113	H	Tulane	75 46				
23	A	Oklahoma	74 79	50	H	UCF	62 45	98	N	Washington St.	82 45	132	A	Cincinnati	69 46				
LAST 12 Division I GAMES:																			
				50	A	UCF	77 68					181	H	Temple	76 60				
				205	H	SMU	64 54					135	A	Wichita St.	56 64				
				7	H	Ohio St.	84 65					196	A	Memphis	81 62				
				198	H	East Carolina	88 47					50	H	UCF	62 45				
				113	A	Tulane	63 53					181	A	Temple	89 73				
				172	A	Tulsa	71 57					1	H	UConn	49 100				

Non-Div I Games:

South Fla.

Average RPI Win: 284	WON-LOST RECORD	WINNING PCT. RANK	LAST 10 GAMES	STRENGTH OF SCHEDULE	OPP. STRENGTH OF SCHEDULE	TEAM RPI	ADJ. RPI	CONF. RPI	ADJ CONF. RPI
Average RPI Loss: 146									
DIV. I ONLY	11- 15	218	5- 5	184	302	222	222	25	25
DIV. I NON-CONF.	3- 7	254	0- 0	57	229	191	191	27	27

TOTALS	RPI 1-25	RPI 26-50	W-L RECORDS	RPI 51-100	RPI 101-999	RPI 201+			
11- 15	0- 1	0- 1	OVERALL	0- 1	11- 12	9- 2			
7- 4	0- 0	0- 0	HOME	0- 1	7- 3	6- 1			
3- 11	0- 0	0- 0	AWAY	0- 0	3- 1	3- 0			
1- 0	0- 0	0- 0	NEUTRAL	0- 0	1- 0	0- 0			
3- 7	0- 1	0- 1	NON-CONFERENCE	0- 0	3- 5	2- 0			
2- 1	0- 0	0- 0	HOME	0- 0	2- 1	2- 0			
0- 6	0- 1	0- 1	AWAY	0- 0	0- 4	0- 0			
1- 0	0- 0	0- 0	NEUTRAL	0- 0	1- 0	0- 0			
8- 8	0- 0	0- 0	CONFERENCE	0- 1	8- 7	7- 2			
5- 3	0- 0	0- 0	HOME	0- 1	5- 2	4- 1			
3- 5	0- 0	0- 0	AWAY	0- 0	3- 5	3- 1			
0- 0	0- 0	0- 0	NEUTRAL	0- 0	0- 0	0- 0			

RPI 1-25				RPI 26-50				RPI 51-100				RPI 101+ Team's RPI: 222			
RPI	S	Opponent	Score	RPI	S	Opponent	Score	RPI	S	Opponent	Score	RPI	S	Opponent	Score
4	A	Louisville	40 80	40	A	Ball St.	56 69	68	H	Belmont	57 67	105	A	George Mason	38 57
												109	A	Western Ill.	59 87
												129	N	Saint Francis (PA)	82 50
												132	A	Cincinnati	52 65
												153	A	SIUE	57 65
												153	H	SIUE	72 62
												157	A	Kansas	50 51
												163	H	Southern Ill.	74 79
												179	A	Jacksonville St.	48 55
												191	A	UT Martin	65 72
												199	A	Morehead St.	58 60
												199	H	Morehead St.	56 59
												243	A	Austin Peay	65 66
												243	H	Austin Peay	50 61
												270	H	Bradley	57 53
												297	A	Murray St.	85 74
												297	H	Murray St.	80 70
												304	H	Eastern Ky.	69 55
												308	A	Tennessee Tech	70 66
												328	H	Tennessee St.	71 66
												346	A	Eastern Ill.	77 54
												346	H	Eastern Ill.	51 48
												349	H	Evansville	74 65

LAST 12 Division I GAMES:															
				153	H	SIUE	72 62	179	A	Jacksonville St.	48 55				
				346	H	Eastern Ill.	51 48	308	A	Tennessee Tech	70 66				
				191	A	UT Martin	65 72	346	A	Eastern Ill.	77 54				
				199	A	Morehead St.	58 60	153	A	SIUE	57 65				
				243	H	Austin Peay	50 61	304	H	Eastern Ky.	69 55				
				297	H	Murray St.	80 70	199	H	Morehead St.	56 59				

Non-Div I Games: Evangel 72 60 Missouri Valley 69 34

Southeast Mo. St.

Average RPI Win:	238	WON-LOST	WINNING	LAST 10	STRENGTH OF	OPP. STRENGTH	TEAM	ADJ.	CONF.	ADJ CONF.
Average RPI Loss:	191	RECORD	PCT. RANK	GAMES	SCHEDULE	OF SCHEDULE	RPI	RPI	RPI	RPI
DIV. I ONLY	7- 19	288	6- 4	235	292	291	291	26	26	
DIV. I NON-CONF.	1- 10	327	0- 0	162	242	291	291	25	25	
<hr/>										
TOTALS	RPI 1-25	RPI 26-50	W-L RECORDS	RPI 51-100	RPI 101-999	RPI 201+				
7- 19	0- 0	0- 1	OVERALL	0- 1	7- 17	5- 10				
4- 6	0- 0	0- 0	HOME	0- 0	4- 6	3- 4				
3- 12	0- 0	0- 1	AWAY	0- 1	3- 10	2- 6				
0- 1	0- 0	0- 0	NEUTRAL	0- 0	0- 1	0- 0				
1- 10	0- 0	0- 1	NON-CONFERENCE	0- 1	1- 8	0- 4				
0- 3	0- 0	0- 0	HOME	0- 0	0- 3	0- 2				
1- 6	0- 0	0- 1	AWAY	0- 1	1- 4	0- 2				
0- 1	0- 0	0- 0	NEUTRAL	0- 0	0- 1	0- 0				
6- 9	0- 0	0- 0	CONFERENCE	0- 0	6- 9	5- 6				
4- 3	0- 0	0- 0	HOME	0- 0	4- 3	3- 2				
2- 6	0- 0	0- 0	AWAY	0- 0	2- 6	2- 4				
0- 0	0- 0	0- 0	NEUTRAL	0- 0	0- 0	0- 0				

RPI	S	Opponent	Score	RPI	S	Opponent	Score	RPI	S	Opponent	Score	RPI	S	Opponent	Score	Team's RPI: 291
26	A	LSU	56 84	69	A	TCU	62 112	106	A	Auburn	46 80	108	H	Lamar University	58 75	
								119	A	Central Ark.	47 63	119	H	Central Ark.	78 70	
								120	A	Bethune-Cookman	60 58	124	A	SFA	67 79	
								132	A	Cincinnati	43 82	154	N	Kent St.	60 81	
								175	H	Louisiana	56 68	210	A	Akron	54 66	
								224	A	New Orleans	73 82	225	A	Abilene Christian	80 86	
								225	H	Abilene Christian	78 76	231	A	Grambling	52 61	
								236	A	A&M-Corpus Christi	52 56	242	A	Nicholls St.	66 57	
								266	A	McNeese	47 69	266	H	McNeese	65 77	
								305	H	Alcorn	77 84	309	H	Incarnate Word	65 54	
								314	H	Alabama A&M	74 76	323	H	Northwestern St.	71 65	
								325	A	Houston Baptist	76 61	335	H	Sam Houston St.	52 57	
LAST 12 Division I GAMES:																
225	H	Abilene Christian	78 76	242	A	Nicholls St.	66 57									
224	A	New Orleans	73 82	335	H	Sam Houston St.	52 57									
266	A	McNeese	47 69	323	H	Northwestern St.	71 65									
309	H	Incarnate Word	65 54	325	A	Houston Baptist	76 61									
119	H	Central Ark.	78 70	266	H	McNeese	65 77									
236	A	A&M-Corpus Christi	52 56	108	H	Lamar University	58 75									

Non-Div I Games:

Southeastern La.

■ Loss,
 ■ Non-Conf,
 ■ S Site,
 ■ Home
 ■ A Away
 N Neutral

Average RPI	Win:	175	WON-LOST	WINNING	LAST 10	STRENGTH OF	OPP. STRENGTH	TEAM	ADJ.	CONF.	ADJ CONF.
Average RPI	Loss:	19	RECORD	PCT. RANK	GAMES	SCHEDULE	OF SCHEDULE	RPI	RPI	RPI	RPI
DIV. I ONLY		17- 10		98	4- 6	42	56	49	49	5	5
DIV. I NON-CONF.		10- 1		15	0- 0	188	225	45	45	3	3

TOTALS	RPI 1-25		RPI 26-50		W-L RECORDS	RPI 51-100		RPI 101-999		RPI 201+	
17- 10	0- 7		3- 3		OVERALL	2- 0		12- 0		7- 0	
5- 5	0- 4		2- 1		HOME	0- 0		3- 0		3- 0	
9- 5	0- 3		0- 2		AWAY	2- 0		7- 0		4- 0	
3- 0	0- 0		1- 0		NEUTRAL	0- 0		2- 0		0- 0	
10- 1	0- 1		1- 0		NON-CONFERENCE	0- 0		9- 0		6- 0	
2- 1	0- 1		0- 0		HOME	0- 0		2- 0		2- 0	
5- 0	0- 0		0- 0		AWAY	0- 0		5- 0		4- 0	
3- 0	0- 0		1- 0		NEUTRAL	0- 0		2- 0		0- 0	
7- 9	0- 6		2- 3		CONFERENCE	2- 0		3- 0		1- 0	
3- 4	0- 3		2- 1		HOME	0- 0		1- 0		1- 0	
4- 5	0- 3		0- 2		AWAY	2- 0		2- 0		0- 0	
0- 0	0- 0		0- 0		NEUTRAL	0- 0		0- 0		0- 0	

RPI 1-25				RPI 26-50				Team's RPI: 49				RPI 51-100				RPI 101+			
RPI	S	Opponent	Score	RPI	S	Opponent	Score	RPI	S	Opponent	Score	RPI	S	Opponent	Score	RPI	S	Opponent	Score
8	A	Oregon	74 80	36	A	Cal i forni a	64 76	95	A	Utah	58 47	116	N	Mi ddl e Tenn.	72 57				
8	H	Oregon	66 70	36	H	Cal i forni a	59 62	98	A	Washi ngton St.	73 72	142	A	Loyol a Marymount	80 70				
9	A	UCLA	46 59	39	A	Oregon St.	63 69					146	A	Col orado	86 51				
9	H	UCLA	70 84	39	H	Oregon St.	65 61					161	N	Mari st	78 57				
14	A	Stanford	65 72	41	H	Ari zona St.	77 62					185	A	Washi ngton	72 61				
14	H	Stanford	55 59	43	N	Purdue	58 46					229	A	UC Ri versi de	64 46				
21	H	Texas A&M	74 75									234	H	Montana St.	98 47				
												250	A	Hawai i	71 60				
												280	H	Ari zona	78 52				
												283	A	Santa Clara	64 43				
												312	A	UTRGV	71 64				
												322	H	Long Beach St.	75 60				
LAST 12 Division I GAMES:																			
39	A	Oregon St.	63 69	185	A	Washi ngton	72 61												
8	A	Oregon	74 80	98	A	Washi ngton St.	73 72												
280	H	Ari zona	78 52	36	H	Cal i forni a	59 62												
41	H	Ari zona St.	77 62	14	H	Stanford	55 59												
9	H	UCLA	70 84	95	A	Utah	58 47												
9	A	UCLA	46 59	146	A	Col orado	86 51												

Average RPI Win: 247	WON-LOST RECORD	WINNING PCT. RANK	LAST 10 GAMES	STRENGTH OF SCHEDULE	OPP. STRENGTH OF SCHEDULE	TEAM RPI	ADJ. RPI	CONF. RPI	ADJ CONF. RPI
Average RPI Loss: 143									
DIV. I ONLY	13- 12	162	5- 5	163	270	163	163	24	24
DIV. I NON-CONF.	4- 6	214	0- 0	55	230	127	127	22	22
<hr/>									
TOTALS	RPI 1-25	RPI 26-50	W-L RECORDS	RPI 51-100	RPI 101-999	RPI 201+			
13- 12	0- 0	0- 2	OVERALL	1- 4	12- 6	9- 3			
6- 4	0- 0	0- 1	HOME	1- 1	5- 2	3- 1			
7- 6	0- 0	0- 0	AWAY	0- 0	7- 1	6- 1			
0- 2	0- 0	0- 1	NEUTRAL	0- 1	0- 0	0- 0			
4- 6	0- 0	0- 2	NON-CONFERENCE	0- 2	4- 2	2- 0			
1- 2	0- 0	0- 1	HOME	0- 0	1- 1	0- 0			
3- 2	0- 0	0- 0	AWAY	0- 1	3- 1	2- 0			
0- 2	0- 0	0- 1	NEUTRAL	0- 1	0- 0	0- 0			
9- 6	0- 0	0- 0	CONFERENCE	1- 2	8- 4	7- 3			
5- 2	0- 0	0- 0	HOME	1- 1	4- 1	3- 1			
4- 4	0- 0	0- 0	AWAY	0- 1	4- 3	4- 2			
0- 0	0- 0	0- 0	NEUTRAL	0- 0	0- 0	0- 0			

RPI S Opponent	Score	RPI S Opponent	Score	RPI S Opponent	Score	RPI S Opponent	Score	Team's RPI: 163
44 N Miami (FL)	65 75	79 A Drake	73 84	147 A UNI	63 71			
46 H Western Ky.	49 75	79 H Drake	64 75	147 H UNI	60 53			
		80 A UAB	66 76	153 H SIUE	53 57			
		84 N Albany (NY)	57 68	191 H UT Martin	84 72			
		99 H Missouri St.	71 69	196 A Memphis	68 56			
				199 A Morehead St.	81 85			
				222 A Southeast Mo. St.	79 74			
				253 A Illinois St.	46 49			
				253 H Illinois St.	36 39			
				261 A Indiana St.	64 45			
				270 A Bradley	63 62			
				270 H Bradley	62 53			
				293 A Valparaiso	88 86			
				293 H Valparaiso	74 63			
				300 A Loyola Chicago	53 62			
				300 H Loyola Chicago	62 46			
				318 A Marshall	64 59			
				349 A Evansville	74 62			
<hr/>								
LAST 12 Division I GAMES:								
300 A Loyola Chicago	53 62	99 H Missouri St.	71 69					
293 A Valparaiso	88 86	293 H Valparaiso	74 63					
270 H Bradley	62 53	300 H Loyola Chicago	62 46					
253 H Illinois St.	36 39	253 A Illinois St.	46 49					
147 A UNI	63 71	270 A Bradley	63 62					
79 A Drake	73 84	79 H Drake	64 75					

Non-Div I Games: Martin Methodist 60 50

Southern Ill.

Average RPI Win:	244	WON-LOST	WINNING	LAST 10	STRENGTH OF	OPP. STRENGTH	TEAM	ADJ.	CONF.	ADJ CONF.
Average RPI Loss:	131	RECORD	PCT. RANK	GAMES	SCHEDULE	OF SCHEDULE	RPI	RPI	RPI	RPI
DIV. I ONLY	11- 12	194	5- 5	221	164	204	204	18	18	
DIV. I NON-CONF.	6- 5	153	0- 0	314	119	227	227	19	19	

TOTALS	RPI 1-25	RPI 26-50	W-L RECORDS	RPI 51-100	RPI 101-999	RPI 201+				
11- 12	0- 1	0- 1	OVERALL	1- 2	10- 8	7- 2				
8- 3	0- 0	0- 0	HOME	0- 0	8- 3	6- 1				
3- 9	0- 1	0- 1	AWAY	1- 2	2- 5	1- 1				
0- 0	0- 0	0- 0	NEUTRAL	0- 0	0- 0	0- 0				
6- 5	0- 1	0- 0	NON-CONFERENCE	0- 1	6- 3	5- 0				
5- 1	0- 0	0- 0	HOME	0- 0	5- 1	4- 0				
1- 4	0- 1	0- 0	AWAY	0- 1	1- 2	1- 0				
0- 0	0- 0	0- 0	NEUTRAL	0- 0	0- 0	0- 0				
5- 7	0- 0	0- 1	CONFERENCE	1- 1	4- 5	2- 2				
3- 2	0- 0	0- 0	HOME	0- 0	3- 2	2- 1				
2- 5	0- 0	0- 1	AWAY	1- 1	1- 3	0- 1				
0- 0	0- 0	0- 0	NEUTRAL	0- 0	0- 0	0- 0				

RPI 1-25				RPI 26-50				RPI 51-100				RPI 101+				Team's RPI: 204
RPI	S	Opponent	Score	RPI	S	Opponent	Score	RPI	S	Opponent	Score	RPI	S	Opponent	Score	
3	A	Mississippi St.	56 91	46	A	Western Ky.	60 81	66	A	Georgia Tech	44 63	113	H	Tulane	66 58	
								80	A	UAB	80 63	116	A	Middle Tenn.	61 53	
								94	A	Rice	56 62	138	A	Ole Miss	59 68	
												139	A	Charlotte	56 66	
												139	H	Charlotte	79 85	
												141	H	South Ala.	57 78	
												145	A	Samford	56 61	
												164	A	Louisiana Tech	57 89	
												164	H	Louisiana Tech	65 50	
												216	A	North Texas	62 71	
												277	H	Old Dominion	55 74	
												294	H	UTSA	83 60	
												295	H	Alabama St.	72 35	
												305	H	Alcorn	72 67	
												318	H	Marshall	70 61	
												323	A	Northwestern St.	71 59	
												335	H	Sam Houston St.	58 38	
												338	H	Mississippi Val.	84 69	

LAST 12 Division I GAMES:																
164	A	Louisiana Tech	57 89	139	H	Charlotte	79 85									
216	A	North Texas	62 71	116	A	Middle Tenn.	61 53									
277	H	Old Dominion	55 74	80	A	UAB	80 63									
318	H	Marshall	70 61	164	H	Louisiana Tech	65 50									
94	A	Rice	56 62	46	A	Western Ky.	60 81									
294	H	UTSA	83 60	139	A	Charlotte	56 66									

Non-Div I Games: William Carey 82 44 Blue Mountain (MS) 96 46

Southern Miss.

Average RPI Win:	305	WON-LOST	WINNING	LAST 10	STRENGTH OF	OPP. STRENGTH	TEAM	ADJ.	CONF.	ADJ CONF.
Average RPI Loss:	139	RECORD	PCT. RANK	GAMES	SCHEDULE	OF SCHEDULE	RPI	RPI	RPI	RPI
DIV. I ONLY	11- 11	174	8- 2	294	308	207	207	32	32	
DIV. I NON-CONF.	0- 8	337	0- 0	39	17	269	269	32	32	

TOTALS	RPI 1-25	RPI 26-50	W-L RECORDS	RPI 51-100	RPI 101-999	RPI 201+				
11- 11	0- 1	0- 0	OVERALL	0- 3	11- 7	11- 3				
7- 0	0- 0	0- 0	HOME	0- 0	7- 0	7- 0				
4- 10	0- 1	0- 0	AWAY	0- 2	4- 7	4- 3				
0- 1	0- 0	0- 0	NEUTRAL	0- 1	0- 0	0- 0				
0- 8	0- 1	0- 0	NON-CONFERENCE	0- 3	0- 4	0- 0				
0- 0	0- 0	0- 0	HOME	0- 0	0- 0	0- 0				
0- 7	0- 1	0- 0	AWAY	0- 2	0- 4	0- 0				
0- 1	0- 0	0- 0	NEUTRAL	0- 1	0- 0	0- 0				
11- 3	0- 0	0- 0	CONFERENCE	0- 0	11- 3	11- 3				
7- 0	0- 0	0- 0	HOME	0- 0	7- 0	7- 0				
4- 3	0- 0	0- 0	AWAY	0- 0	4- 3	4- 3				
0- 0	0- 0	0- 0	NEUTRAL	0- 0	0- 0	0- 0				

RPI 1-25				RPI 26-50				RPI 51-100				RPI 101+ Team's RPI: 207			
RPI	S	Opponent	Score	RPI	S	Opponent	Score	RPI	S	Opponent	Score	RPI	S	Opponent	Score
22	A	South Fla.	48 108					55	A	Oklahoma St.	66 94	106	A	Auburn	47 65
								58	N	Tol edo	76 81	120	A	Bethune-Cookman	56 68
								60	A	Indi ana	49 64	141	A	South Ala.	65 69
												182	A	Wi sconsi n	74 77
												231	A	Grambl ing	71 79
												231	H	Grambl ing	63 44
												233	A	Texas Southern	67 57
												262	A	Prai rie Vi ew	62 69
												295	A	Al abama St.	56 58
												295	H	Al abama St.	66 58
												305	H	Al corn	64 56
												310	A	Jackson St.	68 58
												310	H	Jackson St.	86 76
												314	H	Al abama A&M	77 62
												338	A	Mi ssi ssi ppi Val .	70 54
												338	H	Mi ssi ssi ppi Val .	66 58
												343	A	Ark. -Pi ne Bl uff	71 52
												343	H	Ark. -Pi ne Bl uff	59 46

LAST 12 Division I GAMES:															
295	A	Al abama St.	56 58	314	H	Al abama A&M	77 62								
338	H	Mi ssi ssi ppi Val .	66 58	295	H	Al abama St.	66 58								
343	H	Ark. -Pi ne Bl uff	59 46	338	A	Mi ssi ssi ppi Val .	70 54								
310	A	Jackson St.	68 58	343	A	Ark. -Pi ne Bl uff	71 52								
231	A	Grambl ing	71 79	310	H	Jackson St.	86 76								
305	H	Al corn	64 56	231	H	Grambl ing	63 44								

Non-Div I Games:

Mobile

86 54

Southern U.

Average RPI Win:	225	WON-LOST	WINNING	LAST 10	STRENGTH OF	OPP. STRENGTH	TEAM	ADJ.	CONF.	ADJ CONF.
Average RPI Loss:	136	RECORD	PCT. RANK	GAMES	SCHEDULE	OF SCHEDULE	RPI	RPI	RPI	RPI
DIV. I ONLY	7- 20	297	1- 9	108	179	255	255	12	12	
DIV. I NON-CONF.	5- 8	220	0- 0	96	237	193	193	10	10	

TOTALS	RPI 1-25	RPI 26-50	W-L RECORDS	RPI 51-100	RPI 101-999	RPI 201+				
7- 20	0- 1	0- 1	OVERALL	1- 6	6- 12	5- 4				
5- 8	0- 1	0- 0	HOME	1- 2	4- 5	4- 0				
1- 12	0- 0	0- 1	AWAY	0- 4	1- 7	0- 4				
1- 0	0- 0	0- 0	NEUTRAL	0- 0	1- 0	1- 0				
5- 8	0- 1	0- 0	NON-CONFERENCE	1- 3	4- 4	3- 2				
3- 3	0- 1	0- 0	HOME	1- 1	2- 1	2- 0				
1- 5	0- 0	0- 0	AWAY	0- 2	1- 3	0- 2				
1- 0	0- 0	0- 0	NEUTRAL	0- 0	1- 0	1- 0				
2- 12	0- 0	0- 1	CONFERENCE	0- 3	2- 8	2- 2				
2- 5	0- 0	0- 0	HOME	0- 1	2- 4	2- 0				
0- 7	0- 0	0- 1	AWAY	0- 2	0- 4	0- 2				
0- 0	0- 0	0- 0	NEUTRAL	0- 0	0- 0	0- 0				

RPI 1-25				RPI 26-50				RPI 51-100				RPI 101+				Team's RPI: 255
RPI	S	Opponent	Score	RPI	S	Opponent	Score	RPI	S	Opponent	Score	RPI	S	Opponent	Score	
15	H	Buffalo	59 76	33	A	Dayton	59 80	58	H	Toledo	39 58	105	A	George Mason	63 78	
								62	A	Duquesne	59 73	105	H	George Mason	63 76	
								70	A	Fordham	48 72	122	A	Saint Louis	55 78	
								77	A	Navy	48 86	123	A	Bucknell	59 48	
								83	H	Penn St.	65 62	128	H	Delaware	52 53	
								84	A	Albany (NY)	52 69	151	H	Saint Joseph's	64 70	
								91	H	George Washington	56 63	178	H	Davidson	68 75	
												193	A	Siena	62 70	
												201	H	Richmond	57 79	
												203	H	Eastern Mich.	70 51	
												235	A	La Salle	63 66	
												238	H	Niagara	76 58	
												239	A	Hofstra	68 71	
												281	H	Massachusetts	69 59	
												284	A	VCU	75 77	
												292	A	Canisius	69 71	
												320	N	UMBC	63 54	
												324	H	Rhode Island	81 70	

LAST 12 Division I GAMES:																
105	A	George Mason	63 78	70	A	Fordham	48 72									
201	H	Richmond	57 79	178	H	Davidson	68 75									
284	A	VCU	75 77	324	H	Rhode Island	81 70									
91	H	George Washington	56 63	235	A	La Salle	63 66									
105	H	George Mason	63 76	33	A	Dayton	59 80									
62	A	Duquesne	59 73	281	H	Massachusetts	69 59									

Non-Div I Games:

St. Bonaventure

S
t
.
F
r
a
n
c
i
s
B
r
o
o
k
l
y
n

St. Francis Brooklyn					Through Games Of Feb. 18, 2018													
Average RPI	Win:	271	WON-LOST	WINNING	LAST 10	STRENGTH OF	OPP. STRENGTH	TEAM	ADJ.	CONF.	ADJ CONF.							
Average RPI	Loss:	206	RECORD	PCT. RANK	GAMES	SCHEDULE	OF SCHEDULE	RPI	RPI	RPI	RPI							
DIV. I ONLY	11- 14	209	6- 4	313	324	265	265	29	29									
DIV. I NON-CONF.	4- 7	226	0- 0	303	301	281	281	29	29									

TOTALS	RPI 1-25	RPI 26-50	W-L RECORDS	RPI 51-100	RPI 101-999	RPI 201+												
11- 14	0- 0	0- 0	OVERALL	0- 1	11- 13	9- 8												
8- 3	0- 0	0- 0	HOME	0- 0	8- 3	6- 1												
3- 10	0- 0	0- 0	AWAY	0- 1	3- 9	3- 6												
0- 1	0- 0	0- 0	NEUTRAL	0- 0	0- 1	0- 1												
4- 7	0- 0	0- 0	NON-CONFERENCE	0- 1	4- 6	3- 4												
3- 1	0- 0	0- 0	HOME	0- 0	3- 1	2- 0												
1- 5	0- 0	0- 0	AWAY	0- 1	1- 4	1- 3												
0- 1	0- 0	0- 0	NEUTRAL	0- 0	0- 1	0- 1												
7- 7	0- 0	0- 0	CONFERENCE	0- 0	7- 7	6- 4												
5- 2	0- 0	0- 0	HOME	0- 0	5- 2	4- 1												
2- 5	0- 0	0- 0	AWAY	0- 0	2- 5	2- 3												
0- 0	0- 0	0- 0	NEUTRAL	0- 0	0- 0	0- 0												

RPI 1-25				RPI 26-50				RPI 51-100				RPI 101+ Team's RPI: 265						
RPI	S	Opponent	Score	RPI	S	Opponent	Score	RPI	S	Opponent	Score	RPI	S	Opponent	Score			
								54	A	St. John's (NY)	49	73		101	A	Seton Hall	50	84
														129	A	Saint Francis (PA)	75	90
														129	H	Saint Francis (PA)	71	94
														137	A	Robert Morris	36	59
														137	H	Robert Morris	49	47
														162	H	Army West Point	73	52
														199	H	Morehead St.	59	73
														215	N	Norfolk St.	51	52
														237	A	Fla. Atlantic	60	80
														246	H	Loyola Maryland	64	47
														249	A	Howard	69	72
														254	A	Manhattan	54	57
														269	H	Fairleigh Dickinson	62	70
														273	H	Sacred Heart	63	48
														286	A	Central Conn. St.	78	70
														287	A	LIU Brooklyn	59	61
														287	H	LIU Brooklyn	64	54
														288	A	Mt. St. Mary's	75	56
														288	H	Mt. St. Mary's	82	73
														289	A	Bryant	63	73
														330	A	Wagner	47	50
														330	H	Wagner	80	76
														337	H	Iona	72	63
														348	A	Saint Peter's	64	49

LAST 12 Division I GAMES:																		
287 H LIU Brooklyn				64	54	269 H Fairleigh Dickinson				62	70							
137 H Robert Morris				49	47	289 A Bryant				63	73							
129 H Saint Francis (PA)				71	94	286 A Central Conn. St.				78	70							
288 A Mt. St. Mary's				75	56	330 H Wagner				80	76							
330 A Wagner				47	50	288 H Mt. St. Mary's				82	73							
273 H Sacred Heart				63	48	137 A Robert Morris				36	59							

S
t
.
F
r
a
n
c
i
s
B
r
o
o
k
l
y
n

Non-Div I Games:

St. Francis Brooklyn

Average RPI	Win:	120	WON-LOST	WINNING	LAST 10	STRENGTH OF	OPP. STRENGTH	TEAM	ADJ.	CONF.	ADJ CONF.
Average RPI	Loss:	70	RECORD	PCT. RANK	GAMES	SCHEDULE	OF SCHEDULE	RPI	RPI	RPI	RPI
DIV. I ONLY		16- 11		124	4- 4	17	60	54	54	6	6
DIV. I NON-CONF.		7- 4		102	0- 1	6	71	29	29	6	6

TOTALS	RPI 1-25		RPI 26-50		W-L RECORDS	RPI 51-100		RPI 101-999		RPI 201+	
16- 11	1- 4		2- 3		OVERALL	2- 1		11- 3		3- 2	
10- 3	1- 1		1- 0		HOME	1- 1		7- 1		2- 1	
5- 6	0- 1		1- 3		AWAY	1- 0		3- 2		1- 1	
1- 2	0- 2		0- 0		NEUTRAL	0- 0		1- 0		0- 0	
7- 4	0- 3		1- 0		NON-CONFERENCE	2- 1		4- 0		1- 0	
4- 2	0- 1		0- 0		HOME	1- 1		3- 0		1- 0	
2- 0	0- 0		1- 0		AWAY	1- 0		0- 0		0- 0	
1- 2	0- 2		0- 0		NEUTRAL	0- 0		1- 0		0- 0	
9- 7	1- 1		1- 3		CONFERENCE	0- 0		7- 3		2- 2	
6- 1	1- 0		1- 0		HOME	0- 0		4- 1		1- 1	
3- 6	0- 1		0- 3		AWAY	0- 0		3- 2		1- 1	
0- 0	0- 0		0- 0		NEUTRAL	0- 0		0- 0		0- 0	

RPI 1-25				RPI 26-50				RPI 51-100				Team's RPI : 54		RPI 101+			
RPI	S	Opponent	Score	RPI	S	Opponent	Score	RPI	S	Opponent	Score			RPI	S	Opponent	Score
15	H	Buffalo	72 73	28	A	DePaul	67 76	70	H	Fordham	64 67			101	A	Seton Hall	57 62
16	N	South Carolina	58 76	30	A	Marquette	72 74	71	H	James Madison	81 64			101	H	Seton Hall	75 56
22	N	South Fla.	59 68	42	A	Creighton	39 53	84	A	Albany (NY)	71 66			102	A	Butler	73 55
24	A	Villanova	52 69	42	H	Creighton	72 65							102	H	Butler	76 38
24	H	Villanova	70 64	44	A	Miami (FL)	74 64							110	N	Western Mich.	76 48
														115	A	Georgetown	71 63
														115	H	Georgetown	64 41
														152	H	William & Mary	92 81
														157	H	Kansas	65 53
														209	A	Providence	68 70
														209	H	Providence	44 49
														219	A	Xavier	67 63
														219	H	Xavier	70 36
														265	H	St. Francis Brooklyn	73 49
LAST 12 Division I GAMES:																	
22	N	South Fla.	59 68	209	A	Providence	68 70										
101	H	Seton Hall	75 56	42	A	Creighton	39 53										
115	A	Georgetown	71 63	101	A	Seton Hall	57 62										
24	A	Villanova	52 69	24	H	Villanova	70 64										
219	H	Xavier	70 36	115	H	Georgetown	64 41										
102	H	Butler	76 38	102	A	Butler	73 55										

Non-Div I Games:

St. John's (NY)

Stanford

S
t
a
n
f
o
r
d

Stanford

Average RPI Win:	240	WON-LOST	WINNING	LAST 10	STRENGTH OF	OPP. STRENGTH	TEAM	ADJ.	CONF.	ADJ CONF.
Average RPI Loss:	139	RECORD	PCT. RANK	GAMES	SCHEDULE	OF SCHEDULE	RPI	RPI	RPI	RPI
DIV. I ONLY	14- 12	149	6- 4	228	197	184	184	23	23	
DIV. I NON-CONF.	7- 7	170	0- 0	113	124	146	146	21	21	

TOTALS	RPI 1-25	RPI 26-50	W-L RECORDS	RPI 51-100	RPI 101-999	RPI 201+				
14- 12	0- 2	0- 1	OVERALL	0- 4	14- 5	9- 4				
8- 2	0- 0	0- 0	HOME	0- 1	8- 1	5- 0				
4- 6	0- 2	0- 0	AWAY	0- 2	4- 2	3- 2				
2- 4	0- 0	0- 1	NEUTRAL	0- 1	2- 2	1- 2				
7- 7	0- 2	0- 1	NON-CONFERENCE	0- 1	7- 3	2- 2				
4- 1	0- 0	0- 0	HOME	0- 0	4- 1	1- 0				
1- 2	0- 2	0- 0	AWAY	0- 0	1- 0	0- 0				
2- 4	0- 0	0- 1	NEUTRAL	0- 1	2- 2	1- 2				
7- 5	0- 0	0- 0	CONFERENCE	0- 3	7- 2	7- 2				
4- 1	0- 0	0- 0	HOME	0- 1	4- 0	4- 0				
3- 4	0- 0	0- 0	AWAY	0- 2	3- 2	3- 2				
0- 0	0- 0	0- 0	NEUTRAL	0- 0	0- 0	0- 0				

RPI 1-25				RPI 26-50				RPI 51-100				RPI 101+				Team's RPI: 184
RPI	S	Opponent	Score	RPI	S	Opponent	Score	RPI	S	Opponent	Score	RPI	S	Opponent	Score	
5	A	Florida St.	39 84	46	N	Western Ky.	58 66	51	A	FGCU	40 80	114	H	Chattanooga	78 67	
10	A	Texas	59 95					92	A	Jacksonville	63 73	133	H	Texas St.	61 54	
								92	H	Jacksonville	54 61	153	A	SIUE	65 61	
								100	N	Wright St.	59 64	159	N	Florida	85 71	
												200	H	High Point	64 69	
												201	H	Richmond	72 67	
												209	N	Providence	45 56	
												241	H	Northern Ky.	67 56	
												252	A	North Florida	68 51	
												252	H	North Florida	68 55	
												258	A	Lipscomb	59 55	
												282	N	UMKC	50 67	
												285	A	USC Upstate	64 69	
												285	H	USC Upstate	62 61	
												301	A	Kennesaw St.	49 66	
												301	H	Kennesaw St.	96 53	
												333	N	Delaware St.	58 43	
												339	A	NJIT	72 53	
												339	H	NJIT	73 55	

LAST 12 Division I GAMES:																
301	H	Kennesaw St.	96 53	252	H	North Florida	68 55	301	A	Kennesaw St.	49 66					
285	A	USC Upstate	64 69	258	A	Lipscomb	59 55	339	H	NJIT	73 55					
339	A	NJIT	72 53	51	A	FGCU	40 80									
92	H	Jacksonville	54 61													
252	A	North Florida	68 51													
92	A	Jacksonville	63 73													

Non-Div I Games: Thomas (GA) 92 41 Webber Int'l 67 30

Stetson

Average RPI Win:	265	WON-LOST	WINNING	LAST 10	STRENGTH OF	OPP. STRENGTH	TEAM	ADJ.	CONF.	ADJ CONF.
Average RPI Loss:	128	RECORD	PCT. RANK	GAMES	SCHEDULE	OF SCHEDULE	RPI	RPI	RPI	RPI
DIV. I ONLY	16- 11	124	7- 3	287	243	186	186	20	20	
DIV. I NON-CONF.	7- 5	132	0- 0	331	253	225	225	24	24	

TOTALS	RPI 1-25	RPI 26-50	W-L RECORDS	RPI 51-100	RPI 101-999	RPI 201+				
16- 11	0- 0	0- 1	OVERALL	1- 4	15- 6	12- 1				
8- 5	0- 0	0- 0	HOME	1- 1	7- 4	7- 0				
8- 6	0- 0	0- 1	AWAY	0- 3	8- 2	5- 1				
0- 0	0- 0	0- 0	NEUTRAL	0- 0	0- 0	0- 0				
7- 5	0- 0	0- 1	NON-CONFERENCE	0- 1	7- 3	7- 1				
4- 1	0- 0	0- 0	HOME	0- 0	4- 1	4- 0				
3- 4	0- 0	0- 1	AWAY	0- 1	3- 2	3- 1				
0- 0	0- 0	0- 0	NEUTRAL	0- 0	0- 0	0- 0				
9- 6	0- 0	0- 0	CONFERENCE	1- 3	8- 3	5- 0				
4- 4	0- 0	0- 0	HOME	1- 1	3- 3	3- 0				
5- 2	0- 0	0- 0	AWAY	0- 2	5- 0	2- 0				
0- 0	0- 0	0- 0	NEUTRAL	0- 0	0- 0	0- 0				

RPI 1-25	RPI 26-50	RPI 51-100	RPI 101+	Team's RPI: 186
RPI S Opponent Score	RPI S Opponent Score	RPI S Opponent Score	RPI S Opponent Score	Score
	31 A Syracuse 70 81	72 A Harvard 53 60	117 H Yale 71 77	
		82 A Maine 56 64	150 A Binghamton 67 59	
		82 H Maine 76 68	150 H Binghamton 64 69	
		84 A Albany (NY) 58 64	156 A Hartford 66 58	
		84 H Albany (NY) 68 72	156 H Hartford 68 75	
			182 A New Hampshire 62 56	
			182 H New Hampshire 50 51	
			190 A Northwestern 36 68	
			239 A Hofstra 73 49	
			254 H Manhattan 74 59	
			264 A Cornell 40 48	
			269 A Fairleigh Dickinson 56 51	
			286 H Central Conn. St. 60 55	
			290 H Vermont 80 57	
			320 A UMBC 69 44	
			320 H UMBC 53 49	
			329 A Ga. Southern 68 49	
			330 H Wagner 69 50	
			337 H Iona 63 46	
			344 A UMass Lowell 63 60	
			344 H UMass Lowell 59 50	
LAST 12 Division I GAMES:				
	182 A New Hampshire 62 56	320 A UMBC 69 44		
	320 H UMBC 53 49	84 A Albany (NY) 58 64		
	82 H Maine 76 68	344 H UMass Lowell 59 50		
	344 A UMass Lowell 63 60	182 H New Hampshire 50 51		
	150 H Binghamton 64 69	150 A Binghamton 67 59		
	156 A Hartford 66 58	290 H Vermont 80 57		

Non-Div I Games: Farmingdale St. 76 25

Stony Brook

Average RPI Win:	149	WON-LOST	WINNING	LAST 10	STRENGTH OF	OPP. STRENGTH	TEAM	ADJ.	CONF.	ADJ CONF.
Average RPI Loss:	26	RECORD	PCT. RANK	GAMES	SCHEDULE	OF SCHEDULE	RPI	RPI	RPI	RPI
DIV. I ONLY	19- 7	54	6- 4	39	26	31	31	1	1	
DIV. I NON-CONF.	12- 1	6	0- 0	136	99	28	28	1	1	

TOTALS	RPI 1-25	RPI 26-50	W-L RECORDS	RPI 51-100	RPI 101-999	RPI 201+				
19- 7	2- 4	0- 2	OVERALL	5- 1	12- 0	4- 0				
12- 2	2- 1	0- 0	HOME	2- 1	8- 0	3- 0				
4- 4	0- 2	0- 2	AWAY	3- 0	1- 0	0- 0				
3- 1	0- 1	0- 0	NEUTRAL	0- 0	3- 0	1- 0				
12- 1	0- 1	0- 0	NON-CONFERENCE	3- 0	9- 0	4- 0				
7- 0	0- 0	0- 0	HOME	1- 0	6- 0	3- 0				
2- 0	0- 0	0- 0	AWAY	2- 0	0- 0	0- 0				
3- 1	0- 1	0- 0	NEUTRAL	0- 0	3- 0	1- 0				
7- 6	2- 3	0- 2	CONFERENCE	2- 1	3- 0	0- 0				
5- 2	2- 1	0- 0	HOME	1- 1	2- 0	0- 0				
2- 4	0- 2	0- 2	AWAY	1- 0	1- 0	0- 0				
0- 0	0- 0	0- 0	NEUTRAL	0- 0	0- 0	0- 0				

RPI 1-25				RPI 26-50				Team's RPI: 31				RPI 51-100				RPI 101+			
RPI	S	Opponent	Score	RPI	S	Opponent	Score	RPI	S	Opponent	Score	RPI	S	Opponent	Score	RPI	S	Opponent	Score
2	A	Notre Dame	72 87	35	A	Vi rgi ni a	63 68	53	H	Drexel	72 62	134	N	Vanderbil t	84 78				
3	N	Mississippi St.	65 76	44	A	Mi ami (FL)	67 72	66	H	Georgi a Tech	88 77	136	H	Clemson	86 51				
4	H	Loui sville	77 84					76	H	Vi rgi ni a Tech	64 73	156	H	Hartford	75 63				
5	H	Florida St.	76 69					91	A	George Washi ngton	74 62	170	H	Pittsbu rgh	70 52				
17	H	Duke	68 65					93	A	UNLV	69 55	182	N	Wi sconsi n	77 74				
18	A	NC State	56 60					97	A	Wake Forest	71 61	186	H	Stony Brook	81 70				
																190	H	Northwestern	81 74
																194	A	Boston Colle ge	75 57
																256	N	Coastal Caro.	69 57
																259	H	Morgan St.	95 68
																268	H	Col gate	79 39
																271	H	UMES	68 45
LAST 12 Division I GAMES:																			
17	H	Duke	68 65	170	H	Pittsbu rgh	70 52												
97	A	Wake Forest	71 61	44	A	Mi ami (FL)	67 72												
4	H	Loui sville	77 84	18	A	NC State	56 60												
76	H	Vi rgi ni a Tech	64 73	5	H	Flori da St.	76 69												
194	A	Boston Colle ge	75 57	66	H	Georgi a Tech	88 77												
136	H	Clemson	86 51	35	A	Vi rgi ni a	63 68												

Average RPI Win:	153	WON-LOST	WINNING	LAST 10	STRENGTH OF	OPP. STRENGTH	TEAM	ADJ.	CONF.	ADJ CONF.
Average RPI Loss:	63	RECORD	PCT. RANK	GAMES	SCHEDULE	OF SCHEDULE	RPI	RPI	RPI	RPI
DIV. I ONLY	17- 9	86	6- 4	76	48	69	69	4	4	
DIV. I NON-CONF.	9- 2	33	0- 0	203	184	75	75	5	5	

TOTALS	RPI 1-25	RPI 26-50	W-L RECORDS	RPI 51-100	RPI 101-999	RPI 201+				
17- 9	2- 4	0- 0	OVERALL	4- 2	11- 3	6- 0				
11- 4	2- 0	0- 0	HOME	2- 2	7- 2	4- 0				
4- 5	0- 4	0- 0	AWAY	2- 0	2- 1	1- 0				
2- 0	0- 0	0- 0	NEUTRAL	0- 0	2- 0	1- 0				
9- 2	0- 1	0- 0	NON-CONFERENCE	1- 0	8- 1	5- 0				
6- 1	0- 0	0- 0	HOME	1- 0	5- 1	3- 0				
1- 1	0- 1	0- 0	AWAY	0- 0	1- 0	1- 0				
2- 0	0- 0	0- 0	NEUTRAL	0- 0	2- 0	1- 0				
8- 7	2- 3	0- 0	CONFERENCE	3- 2	3- 2	1- 0				
5- 3	2- 0	0- 0	HOME	1- 2	2- 1	1- 0				
3- 4	0- 3	0- 0	AWAY	2- 0	1- 1	0- 0				
0- 0	0- 0	0- 0	NEUTRAL	0- 0	0- 0	0- 0				

RPI	S	Opponent	Score	RPI	S	Opponent	Score	RPI	S	Opponent	Score	RPI	S	Opponent	Score
6	A	Bayl or	63 83					55	H	Okl ahoma St.	54 71	111	A	Iowa St.	75 52
10	A	Texas	65 92					65	A	West Vi rgi ni a	76 74	111	H	Iowa St.	63 66
10	H	Texas	79 77					65	H	West Vi rgi ni a	82 87	117	H	Yale	72 82
21	A	Texas A&M	58 71					81	H	Al abama	88 67	130	N	Idaho	86 76
23	A	Okl ahoma	71 84					89	A	Kansas St.	68 63	133	H	Texas St.	82 58
23	H	Okl ahoma	62 58					89	H	Kansas St.	87 70	157	A	Kansas	77 86
												157	H	Kansas	76 66
												187	H	Oral Roberts	72 58
												202	H	Hampton	90 68
												205	A	SMU	64 58
												227	H	Texas Tech	93 72
												280	N	Arizona	68 59
												291	H	Southeastern La.	112 62
												323	H	Northwestern St.	89 51

Team's RPI: 69															
LAST 12 Division I GAMES:															
89	H	Kansas St.	87 70	23	H	Okl ahoma	62 58								
111	H	Iowa St.	63 66	89	A	Kansas St.	68 63								
6	A	Bayl or	63 83	157	H	Kansas	76 66								
55	H	Okl ahoma St.	54 71	65	A	West Vi rgi ni a	76 74								
10	A	Texas	65 92	10	H	Texas	79 77								
111	A	Iowa St.	75 52	227	H	Texas Tech	93 72								

Non-Div I Games:

TCU

Average RPI Win: 220

Average RPI Loss: 67

WON-LOST
RECORDWINNING
PCT. RANKLAST 10
GAMESSTRENGTH OF
SCHEDULEOPP. STRENGTH
OF SCHEDULETEAM
RPIADJ.
RPICONF.
RPIADJ CONF.
RPI

DIV. I ONLY	10- 16	236	1- 9	70	69	181	181	8	8
DIV. I NON-CONF.	8- 5	111	0- 1	189	111	180	180	7	7
<hr/>									
TOTALS	RPI 1-25	RPI 26-50	W-L RECORDS	RPI 51-100	RPI 101-999	RPI 201+			
10- 16	0- 7	0- 2	OVERALL	1- 2	9- 5	6- 1			
8- 9	0- 5	0- 1	HOME	1- 2	7- 1	4- 0			
2- 7	0- 1	0- 0	AWAY	0- 0	2- 1	2- 0			
0- 0	0- 0	0- 0	NEUTRAL	0- 0	0- 0	0- 0			
8- 5	0- 3	0- 0	NON-CONFERENCE	1- 1	7- 1	5- 0			
6- 5	0- 3	0- 0	HOME	1- 1	5- 1	3- 0			
2- 0	0- 0	0- 0	AWAY	0- 0	2- 0	2- 0			
0- 0	0- 0	0- 0	NEUTRAL	0- 0	0- 0	0- 0			
2- 11	0- 4	0- 2	CONFERENCE	0- 1	2- 4	1- 1			
2- 4	0- 2	0- 1	HOME	0- 1	2- 0	1- 0			
0- 7	0- 2	0- 1	AWAY	0- 0	0- 4	0- 1			
0- 0	0- 0	0- 0	NEUTRAL	0- 0	0- 0	0- 0			

RPI 1-25				RPI 26-50				RPI 51-100				RPI 101+				Team's RPI: 181
RPI	S	Opponent	Score	RPI	S	Opponent	Score	RPI	S	Opponent	Score	RPI	S	Opponent	Score	
1	A	UConn	45 106	50	A	UCF	46 76	57	H	Houston	75 99	113	A	Tulane	65 69	
1	H	UConn	57 113	50	H	UCF	57 64	72	H	Harvard	86 64	132	A	Cincinnati	72 80	
16	H	South Carolina	60 87					74	H	Penn	59 74	135	A	Wichita St.	81 88	
22	A	South Fla.	60 76									138	H	Ole Miss	48 64	
22	H	South Fla.	73 89									151	H	Saint Joseph's	69 66	
24	H	Villanova	65 69									161	H	Marist	83 77	
25	H	Rutgers	67 84									172	H	Tulsa	76 75	
												202	H	Hampton	65 56	
												205	A	SMU	56 60	
												205	H	SMU	55 52	
												235	A	La Salle	69 52	
												330	H	Wagner	70 36	
												333	H	Delaware St.	96 72	
												337	A	Iona	59 54	
<hr/>																
LAST 12 Division I GAMES:																
1	A	UConn	45 106	22	A	South Fla.	60 76									
135	A	Wichita St.	81 88	74	H	Penn	59 74									
50	H	UCF	57 64	1	H	UConn	57 113									
113	A	Tulane	65 69	57	H	Houston	75 99									
172	H	Tulsa	76 75	132	A	Cincinnati	72 80									
205	A	SMU	56 60	22	H	South Fla.	73 89									

Non-Div I Games:

Temple

Average RPI Win:	105	WON-LOST	WINNING	LAST 10	STRENGTH OF	OPP. STRENGTH	TEAM	ADJ.	CONF.	ADJ CONF.
Average RPI Loss:	24	RECORD	PCT. RANK	GAMES	SCHEDULE	OF SCHEDULE	RPI	RPI	RPI	RPI
DIV. I ONLY	21- 6	37	5- 5	9	9	11	11	2	2	
DIV. I NON-CONF.	12- 1	6	0- 1	11	36	3	3	2	2	

TOTALS	RPI 1-25	RPI 26-50	W-L RECORDS	RPI 51-100	RPI 101-999	RPI 201+				
21- 6	4- 4	2- 1	OVERALL	4- 1	11- 0	2- 0				
12- 2	2- 1	1- 0	HOME	1- 1	8- 0	1- 0				
6- 4	2- 3	0- 1	AWAY	1- 0	3- 0	1- 0				
3- 0	0- 0	1- 0	NEUTRAL	2- 0	0- 0	0- 0				
12- 1	2- 1	1- 0	NON-CONFERENCE	3- 0	6- 0	2- 0				
7- 0	1- 0	0- 0	HOME	1- 0	5- 0	1- 0				
2- 1	1- 1	0- 0	AWAY	0- 0	1- 0	1- 0				
3- 0	0- 0	1- 0	NEUTRAL	2- 0	0- 0	0- 0				
9- 5	2- 3	1- 1	CONFERENCE	1- 1	5- 0	0- 0				
5- 2	1- 1	1- 0	HOME	0- 1	3- 0	0- 0				
4- 3	1- 2	0- 1	AWAY	1- 0	2- 0	0- 0				
0- 0	0- 0	0- 0	NEUTRAL	0- 0	0- 0	0- 0				

RPI	S	Opponent	Score	RPI	S	Opponent	Score	RPI	S	Opponent	Score	RPI	S	Opponent	Score
2	A	Notre Dame	70 84	26	A	LSU	59 70	55	N	Oklahoma St.	79 69	106	H	Auburn	70 59
3	H	Mississippi St.	52 71	29	H	Georgia	62 46	67	N	South Dakota	69 49	112	A	Arkansas	90 85
10	H	Texas	82 75	30	N	Marquette	101 99	71	H	James Madison	89 60	119	H	Central Ark.	77 34
13	A	Missouri	73 77					81	H	Alabama	63 72	125	H	ETSU	87 49
14	A	Stanford	83 71					96	A	Kentucky	63 49	134	A	Vanderbilt	74 64
16	A	South Carolina	86 70									134	H	Vanderbilt	86 73
21	A	Texas A&M	76 79									135	H	Wichita St.	68 56
21	H	Texas A&M	82 67									138	H	Ole Miss	75 66
												168	H	Troy	131 69
												295	H	Alabama St.	104 51
												322	A	Long Beach St.	90 61

LAST 12 Division I GAMES:															
13	A	Missouri	73 77	26	A	LSU	59 70	138	H	Ole Miss	75 66				
81	H	Alabama	63 72	3	H	Mississippi St.	52 71	2	A	Notre Dame	70 84				
29	H	Georgia	62 46	16	A	South Carolina	86 70	21	A	Texas A&M	76 79				
112	A	Arkansas	90 85												
134	A	Vanderbilt	74 64												
21	H	Texas A&M	82 67												

Non-Div I Games:

Tennessee

Average RPI Win:	304	WON-LOST	WINNING	LAST 10	STRENGTH OF	OPP. STRENGTH	TEAM	ADJ.	CONF.	ADJ CONF.
Average RPI Loss:	193	RECORD	PCT. RANK	GAMES	SCHEDULE	OF SCHEDULE	RPI	RPI	RPI	RPI
DIV. I ONLY	5- 19	312	3- 7	252	314	328	328	25	25	
DIV. I NON-CONF.	1- 7	310	0- 0	172	275	320	320	27	27	

TOTALS	RPI 1-25	RPI 26-50	W-L RECORDS	RPI 51-100	RPI 101-999	RPI 201+				
5- 19	0- 1	0- 1	OVERALL	0- 1	5- 16	5- 6				
4- 10	0- 0	0- 1	HOME	0- 1	4- 8	4- 4				
1- 9	0- 1	0- 0	AWAY	0- 0	1- 8	1- 2				
0- 0	0- 0	0- 0	NEUTRAL	0- 0	0- 0	0- 0				
1- 7	0- 1	0- 1	NON-CONFERENCE	0- 0	1- 5	1- 2				
1- 4	0- 0	0- 1	HOME	0- 0	1- 3	1- 2				
0- 3	0- 1	0- 0	AWAY	0- 0	0- 2	0- 0				
0- 0	0- 0	0- 0	NEUTRAL	0- 0	0- 0	0- 0				
4- 12	0- 0	0- 0	CONFERENCE	0- 1	4- 11	4- 4				
3- 6	0- 0	0- 0	HOME	0- 1	3- 5	3- 2				
1- 6	0- 0	0- 0	AWAY	0- 0	1- 6	1- 2				
0- 0	0- 0	0- 0	NEUTRAL	0- 0	0- 0	0- 0				

RPI 1-25				RPI 26-50				RPI 51-100				RPI 101+ Team's RPI: 328			
RPI	S	Opponent	Score	RPI	S	Opponent	Score	RPI	S	Opponent	Score	RPI	S	Opponent	Score
4	A	Louisville	56 95	40	H	Ball St.	65 85	68	H	Belmont	70 87	153	A	SIUE	63 74
												153	H	SIUE	76 88
												168	H	Troy	66 95
												179	A	Jacksonville St.	61 62
												179	H	Jacksonville St.	56 75
												191	A	UT Martin	68 80
												196	A	Memphis	75 79
												197	A	Arkansas St.	62 68
												199	A	Morehead St.	81 97
												199	H	Morehead St.	69 71
												222	A	Southeast Mo. St.	66 71
												243	H	Austin Peay	59 75
												258	H	Lipscomb	71 64
												297	H	Murray St.	73 85
												304	A	Eastern Ky.	59 58
												304	H	Eastern Ky.	69 58
												308	H	Tennessee Tech	76 66
												314	H	Alabama A&M	75 77
												318	H	Marshall	65 71
												346	A	Eastern Ill.	59 66
												346	H	Eastern Ill.	86 68
LAST 12 Division I GAMES:															
304	H	Eastern Ky.	69 58	346	H	Eastern Ill.	86 68								
199	H	Morehead St.	69 71	153	H	SIUE	76 88								
179	A	Jacksonville St.	61 62	297	H	Murray St.	73 85								
68	H	Belmont	70 87	243	H	Austin Peay	59 75								
304	A	Eastern Ky.	59 58	153	A	SIUE	63 74								
199	A	Morehead St.	81 97	346	A	Eastern Ill.	59 66								

Non-Div I Games: Fisk 93 48

Tennessee St.

Average RPI Win:	278	WON-LOST	WINNING	LAST 10	STRENGTH OF	OPP. STRENGTH	TEAM	ADJ.	CONF.	ADJ CONF.
Average RPI Loss:	182	RECORD	PCT. RANK	GAMES	SCHEDULE	OF SCHEDULE	RPI	RPI	RPI	RPI
DIV. I ONLY	4- 21	322	2- 8	171	318	308	308	25	25	
DIV. I NON-CONF.	1- 8	313	0- 0	90	216	284	284	27	27	

TOTALS	RPI 1-25	RPI 26-50	W-L RECORDS	RPI 51-100	RPI 101-999	RPI 201+				
4- 21	0- 0	0- 1	OVERALL	0- 5	4- 15	3- 8				
2- 9	0- 0	0- 0	HOME	0- 2	2- 7	2- 4				
2- 12	0- 0	0- 1	AWAY	0- 3	2- 8	1- 4				
0- 0	0- 0	0- 0	NEUTRAL	0- 0	0- 0	0- 0				
1- 8	0- 0	0- 1	NON-CONFERENCE	0- 3	1- 4	1- 1				
1- 3	0- 0	0- 0	HOME	0- 1	1- 2	1- 1				
0- 5	0- 0	0- 1	AWAY	0- 2	0- 2	0- 0				
0- 0	0- 0	0- 0	NEUTRAL	0- 0	0- 0	0- 0				
3- 13	0- 0	0- 0	CONFERENCE	0- 2	3- 11	2- 7				
1- 6	0- 0	0- 0	HOME	0- 1	1- 5	1- 3				
2- 7	0- 0	0- 0	AWAY	0- 1	2- 6	1- 4				
0- 0	0- 0	0- 0	NEUTRAL	0- 0	0- 0	0- 0				

RPI 1-25				RPI 26-50				RPI 51-100				RPI 101+ Team's RPI: 308			
RPI	S	Opponent	Score	RPI	S	Opponent	Score	RPI	S	Opponent	Score	RPI	S	Opponent	Score
				29	A	Georgia	48 56	68	A	Belmont	59 78	116	A	Middle Tenn.	44 58
								68	H	Belmont	60 68	125	A	ETSU	55 74
								75	H	IUPUI	54 68	149	H	Radford	41 60
								96	A	Kentucky	54 82	153	A	SIUE	58 65
								100	A	Wright St.	59 82	179	A	Jacksonville St.	60 58
												191	H	UT Martin	51 67
												199	A	Morehead St.	51 53
												199	H	Morehead St.	67 74
												222	H	Southeast Mo. St.	66 70
												243	A	Austin Peay	52 53
												243	H	Austin Peay	63 59
												258	H	Lipscomb	57 61
												297	A	Murray St.	73 80
												297	H	Murray St.	63 72
												304	A	Eastern Ky.	53 55
												304	H	Eastern Ky.	68 76
												328	A	Tennessee St.	66 76
												342	H	Winthrop	70 41
												346	A	Eastern Ill.	60 57
LAST 12 Division I GAMES:															
				297	A	Murray St.	73 80	191	H	UT Martin	51 67				
				243	A	Austin Peay	52 53	222	H	Southeast Mo. St.	66 70				
				68	H	Belmont	60 68	199	A	Morehead St.	51 53				
				179	A	Jacksonville St.	60 58	304	A	Eastern Ky.	53 55				
				346	A	Eastern Ill.	60 57	297	H	Murray St.	63 72				
				153	A	SIUE	58 65	243	H	Austin Peay	63 59				

Non-Div I Games: Cumberland (TN) 83 52 Tenn. Wesleyan 84 66

Tennessee Tech

Average RPI Win: 130

Average RPI Loss: 22

WON-LOST
RECORDWINNING
PCT. RANKLAST 10
GAMESSTRENGTH OF
SCHEDULEOPP. STRENGTH
OF SCHEDULETEAM
RPIADJ.
RPICONF.
RPIADJ CONF.
RPIDIV. I ONLY
DIV. I NON-CONF.22- 4
9- 210
338- 2
0- 124
4417
2010
2310
234
54
5

TOTALS

RPI 1-25

RPI 26-50

W-L RECORDS

RPI 51-100

RPI 101-999

RPI 201+

22- 4

2- 3

2- 0

OVERALL

7- 1

11- 0

5- 0

13- 1

1- 1

0- 0

HOME

4- 0

8- 0

4- 0

7- 3

1- 2

1- 0

AWAY

3- 1

2- 0

1- 0

2- 0

0- 0

1- 0

NEUTRAL

0- 0

1- 0

0- 0

9- 2

1- 2

2- 0

NON-CONFERENCE

0- 0

6- 0

3- 0

6- 1

1- 1

0- 0

HOME

0- 0

5- 0

3- 0

1- 1

0- 1

1- 0

AWAY

0- 0

0- 0

0- 0

2- 0

0- 0

1- 0

NEUTRAL

0- 0

1- 0

0- 0

13- 2

1- 1

0- 0

CONFERENCE

7- 1

5- 0

2- 0

7- 0

0- 0

0- 0

HOME

4- 0

3- 0

1- 0

6- 2

1- 1

0- 0

AWAY

3- 1

2- 0

1- 0

0- 0

0- 0

0- 0

NEUTRAL

0- 0

0- 0

0- 0

RPI 1-25

Team's RPI: 10

RPI 26-50

RPI 51-100

RPI 101+

RPI	S	Opponent	Score
1	H	UConn	71 75
5	H	Florida St.	87 72
6	A	Baylor	56 81
11	A	Tennessee	75 82
23	A	Oklahoma	88 78

RPI	S	Opponent	Score
26	N	LSU	75 66
29	A	Georgia	81 53

RPI	S	Opponent	Score
55	A	Oklahoma St.	77 62
55	H	Oklahoma St.	84 79
65	A	West Virginia	73 55
65	H	West Virginia	79 58
69	A	TCU	77 79
69	H	TCU	92 65
89	A	Kansas St.	75 64
89	H	Kansas St.	76 54

RPI	S	Opponent	Score
111	H	Iowa St.	87 55
157	A	Kansas	55 41
157	H	Kansas	79 62
164	H	Louisiana Tech	88 54
184	H	Stetson	95 59
185	N	Washington	92 68
227	A	Texas Tech	90 39
227	H	Texas Tech	87 72
266	H	McNeese	100 34
294	H	UTSA	120 70
323	H	Northwestern St.	68 44

LAST 12 Division I GAMES:

55	A	Oklahoma St.	77 62	111	H	Iowa St.	87 55
227	H	Texas Tech	87 72	6	A	Baylor	56 81
89	H	Kansas St.	76 54	227	A	Texas Tech	90 39
65	A	West Virginia	73 55	1	H	UConn	71 75
69	H	TCU	92 65	157	H	Kansas	79 62
157	A	Kansas	55 41	69	A	TCU	77 79

Non-Div I Games:

Texas

■ Loss,
 ■ Non-Conf, S Site,
 ■ Home
 ■ Away
 N Neutral

Average RPI Win:	123	WON-LOST	WINNING	LAST 10	STRENGTH OF	OPP. STRENGTH	TEAM	ADJ.	CONF.	ADJ CONF.
Average RPI Loss:	21	RECORD	PCT. RANK	GAMES	SCHEDULE	OF SCHEDULE	RPI	RPI	RPI	RPI
DIV. I ONLY	20- 8	60	6- 4	10	35	21	21	2	2	
DIV. I NON-CONF.	11- 3	45	0- 0	19	78	32	32	2	2	

TOTALS	RPI 1-25	RPI 26-50	W-L RECORDS	RPI 51-100	RPI 101-999	RPI 201+				
20- 8	1- 5	2- 2	OVERALL	5- 1	12- 0	4- 0				
14- 3	1- 1	1- 1	HOME	4- 1	8- 0	2- 0				
5- 4	0- 3	1- 1	AWAY	1- 0	3- 0	1- 0				
1- 1	0- 1	0- 0	NEUTRAL	0- 0	1- 0	1- 0				
11- 3	0- 2	1- 0	NON-CONFERENCE	3- 1	7- 0	4- 0				
8- 2	0- 1	0- 0	HOME	3- 1	5- 0	2- 0				
2- 0	0- 0	1- 0	AWAY	0- 0	1- 0	1- 0				
1- 1	0- 1	0- 0	NEUTRAL	0- 0	1- 0	1- 0				
9- 5	1- 3	1- 2	CONFERENCE	2- 0	5- 0	0- 0				
6- 1	1- 0	1- 1	HOME	1- 0	3- 0	0- 0				
3- 4	0- 3	0- 1	AWAY	1- 0	2- 0	0- 0				
0- 0	0- 0	0- 0	NEUTRAL	0- 0	0- 0	0- 0				

RPI	S	Opponent	Score	RPI	S	Opponent	Score	RPI	S	Opponent	Score	RPI	S	Opponent	Score
3	A	Mississippi St.	55 76	26	A	LSU	78 80	57	H	Houston	83 65	103	H	Little Rock	66 49
8	H	Oregon	68 83	26	H	LSU	69 59	65	H	West Virginia	56 70	106	A	Auburn	82 73
8	N	Oregon	62 84	29	H	Georgia	84 92	69	H	TCU	71 58	106	H	Auburn	78 59
11	A	Tennessee	67 82	49	A	Southern California	75 74	81	A	Alabama	73 54	119	H	Central Ark.	72 61
11	H	Tennessee	79 76					94	H	Rice	82 76	134	A	Vanderbilt	91 67
16	A	South Carolina	59 61					96	H	Kentucky	74 70	138	H	Ole Miss	83 54

LAST 12 Division I GAMES:															
3	A	Mississippi St.	55 76	134	A	Vanderbilt	91 67								
159	H	Florida	85 80	26	H	LSU	69 59								
26	A	LSU	78 80	81	A	Alabama	73 54								
138	H	Ole Miss	83 54	29	H	Georgia	84 92								
106	H	Auburn	78 59	11	H	Tennessee	79 76								
11	A	Tennessee	67 82	106	A	Auburn	82 73								

Non-Div I Games:

Texas A&M

Average RPI		Win: 300	WON-LOST RECORD	WINNING PCT. RANK	LAST 10 GAMES	STRENGTH OF SCHEDULE	OPP. STRENGTH OF SCHEDULE	TEAM RPI	ADJ. RPI	CONF. RPI	ADJ. CONF. RPI
DIV. I ONLY	183		13- 9	129	9- 1	341	340	233	233	32	32
DIV. I NON-CONF.			3- 6	239	0- 0	310	194	261	261	32	32
TOTALS		RPI 1-25		RPI 26-50		W-L RECORDS	RPI 51-100	RPI 101-999		RPI 201+	
13- 9	0- 0		0- 0		OVERALL	0- 1	13- 8		13- 4		
5- 3	0- 0		0- 0		HOME	0- 0	5- 3		5- 2		
6- 6	0- 0		0- 0		AWAY	0- 1	6- 5		6- 2		
2- 0	0- 0		0- 0		NEUTRAL	0- 0	2- 0		2- 0		
3- 6	0- 0		0- 0		NON-CONFERENCE	0- 1	3- 5		3- 1		
0- 1	0- 0		0- 0		HOME	0- 0	0- 1		0- 0		
1- 5	0- 0		0- 0		AWAY	0- 1	1- 4		1- 1		
2- 0	0- 0		0- 0		NEUTRAL	0- 0	2- 0		2- 0		
10- 3	0- 0		0- 0		CONFERENCE	0- 0	10- 3		10- 3		
5- 2	0- 0		0- 0		HOME	0- 0	5- 2		5- 2		
5- 1	0- 0		0- 0		AWAY	0- 0	5- 1		5- 1		
0- 0	0- 0		0- 0		NEUTRAL	0- 0	0- 0		0- 0		

RPI 1-25				RPI 26-50				RPI 51-100				RPI 101+ Team's RPI: 233			
RPI	S	Opponent	Score	RPI	S	Opponent	Score	RPI	S	Opponent	Score	RPI	S	Opponent	Score
								97	A	Wake Forest	56 73	133	H	Texas St.	56 70
												138	A	Ole Miss	58 73
												157	A	Kansas	37 72
												166	A	UTEP	55 65
												207	H	Southern U.	57 67
												224	A	New Orleans	69 72
												231	A	Grambling	73 63
												231	H	Grambling	66 56
												232	N	New Mexico St.	66 50
												262	A	Prairie View	48 65
												262	H	Prairie View	56 61
												295	A	Alabama St.	71 39
												305	H	Alcorn	91 57
												310	A	Jackson St.	77 74
												310	H	Jackson St.	71 66
												314	A	Alabama A&M	55 49
												323	N	Northwestern St.	56 43
												335	A	Sam Houston St.	77 58
												338	A	Mississippi Val.	72 53
												338	H	Mississippi Val.	55 39
												343	H	Ark. -Pine Bluff	58 52
LAST 12 Division I GAMES:															
338	A	Mississippi Val.	72 53	343	H	Ark. -Pine Bluff	58 52								
231	H	Grambling	66 56	338	H	Mississippi Val.	55 39								
310	H	Jackson St.	71 66	231	A	Grambling	73 63								
262	A	Prairie View	48 65	310	A	Jackson St.	77 74								
295	A	Alabama St.	71 39	262	H	Prairie View	56 61								
314	A	Alabama A&M	55 49	305	H	Alcorn	91 57								

Non-Div I Games:	Paul Quinn	85	59	Wiley	74	36
------------------	------------	----	----	-------	----	----

Texas Southern

■ Loss, ■ Non-Conf, S Site, H Home A Away N Neutral

Average RPI Win:	255	WON-LOST	WINNING	LAST 10	STRENGTH OF	OPP. STRENGTH	TEAM	ADJ.	CONF.	ADJ CONF.
Average RPI Loss:	141	RECORD	PCT. RANK	GAMES	SCHEDULE	OF SCHEDULE	RPI	RPI	RPI	RPI
DIV. I ONLY	18- 8	70	7- 3	304	241	133	133	22	22	
DIV. I NON-CONF.	7- 4	102	0- 0	255	269	138	138	23	23	

TOTALS	RPI 1-25	RPI 26-50	W-L RECORDS	RPI 51-100	RPI 101-999	RPI 201+				
18- 8	0- 0	0- 0	OVERALL	0- 2	18- 6	13- 1				
8- 2	0- 0	0- 0	HOME	0- 1	8- 1	5- 0				
10- 5	0- 0	0- 0	AWAY	0- 0	10- 0	8- 0				
0- 1	0- 0	0- 0	NEUTRAL	0- 0	0- 1	0- 0				
7- 4	0- 0	0- 0	NON-CONFERENCE	0- 2	7- 2	6- 0				
3- 1	0- 0	0- 0	HOME	0- 1	3- 0	2- 0				
4- 2	0- 0	0- 0	AWAY	0- 1	4- 1	4- 0				
0- 1	0- 0	0- 0	NEUTRAL	0- 0	0- 1	0- 0				
11- 4	0- 0	0- 0	CONFERENCE	0- 0	11- 4	7- 1				
5- 1	0- 0	0- 0	HOME	0- 0	5- 1	3- 0				
6- 3	0- 0	0- 0	AWAY	0- 0	6- 3	4- 1				
0- 0	0- 0	0- 0	NEUTRAL	0- 0	0- 0	0- 0				

RPI 1-25				RPI 26-50				RPI 51-100				RPI 101+				Team's RPI: 133	
RPI	S	Opponent	Score	RPI	S	Opponent	Score	RPI	S	Opponent	Score	RPI	S	Opponent	Score		
								57	H	Houston	67	72	103	A	Little Rock	48	63
								69	A	TCU	58	82	120	N	Bethune-Cookman	56	62
													127	H	Fresno St.	76	59
													141	H	South Ala.	78	63
													160	A	UT Arlington	59	61
													168	H	Troy	83	75
													175	A	Louisiana	56	53
													175	H	Louisiana	58	65
													184	A	Stetson	54	61
													197	A	Arkansas St.	67	55
													227	A	Texas Tech	87	70
													233	A	Texas Southern	70	56
													256	A	Coastal Caro.	64	65
													256	H	Coastal Caro.	78	69
													262	H	Prairie View	84	57
													272	A	Appalachian St.	69	54
													272	H	Appalachian St.	92	50
													294	H	UTSA	91	38
													309	A	Incarnate Word	74	33
													315	A	Georgia St.	83	63
													329	A	Ga. Southern	81	56
													335	A	Sam Houston St.	73	41
													336	A	La.-Monroe	81	45
													336	H	La.-Monroe	86	52
LAST 12 Division I GAMES:																	
336	A	La.-Monroe	81	45	329	A	Ga. Southern	81	56								
175	A	Louisiana	56	53	175	H	Louisiana	58	65								
160	A	UT Arlington	59	61	336	H	La.-Monroe	86	52								
272	H	Appalachian St.	92	50	103	A	Little Rock	48	63								
256	H	Coastal Caro.	78	69	197	A	Arkansas St.	67	55								
315	A	Georgia St.	83	63	168	H	Troy	83	75								

Non-Div I Games:

Texas St.

Average RPI	Win:	295	WON-LOST	WINNING	LAST 10	STRENGTH OF	OPP. STRENGTH	TEAM	ADJ.	CONF.	ADJ CONF.
Average RPI	Loss:	61	RECORD	PCT. RANK	GAMES	SCHEDULE	OF SCHEDULE	RPI	RPI	RPI	RPI
DIV. I ONLY		7- 19		288	1- 9	68	82	227	227	4	4
DIV. I NON-CONF.		6- 5		153	0- 0	272	297	255	255	5	5

TOTALS	RPI 1-25		RPI 26-50		W-L RECORDS	RPI 51-100		RPI 101-999		RPI 201+	
7- 19	0- 6		0- 1		OVERALL	0- 8		7- 4		6- 0	
6- 10	0- 4		0- 1		HOME	0- 2		6- 3		6- 0	
1- 9	0- 2		0- 0		AWAY	0- 6		1- 1		0- 0	
0- 0	0- 0		0- 0		NEUTRAL	0- 0		0- 0		0- 0	
6- 5	0- 1		0- 1		NON-CONFERENCE	0- 2		6- 1		6- 0	
6- 3	0- 1		0- 1		HOME	0- 0		6- 1		6- 0	
0- 2	0- 0		0- 0		AWAY	0- 2		0- 0		0- 0	
0- 0	0- 0		0- 0		NEUTRAL	0- 0		0- 0		0- 0	
1- 14	0- 5		0- 0		CONFERENCE	0- 6		1- 3		0- 0	
0- 7	0- 3		0- 0		HOME	0- 2		0- 2		0- 0	
1- 7	0- 2		0- 0		AWAY	0- 4		1- 1		0- 0	
0- 0	0- 0		0- 0		NEUTRAL	0- 0		0- 0		0- 0	

RPI 1-25				RPI 26-50				RPI 51-100				RPI 101+ Team's RPI: 227			
RPI	S	Opponent	Score	RPI	S	Opponent	Score	RPI	S	Opponent	Score	RPI	S	Opponent	Score
6	A	Bayl or	49 97	26	H	LSU	40 48	55	A	Okl ahoma St.	62 80	111	A	Iowa St.	57 69
6	H	Bayl or	44 90					55	H	Okl ahoma St.	57 98	111	H	Iowa St.	54 66
10	A	Texas	72 87					57	A	Houston	75 79	133	H	Texas St.	70 87
10	H	Texas	39 90					65	A	West Vi rgi ni a	52 82	157	A	Kansas	68 56
21	H	Texas A&M	56 90					65	H	West Vi rgi ni a	60 74	157	H	Kansas	47 60
23	H	Okl ahoma	52 73					69	A	TCU	72 93	262	H	Prai ri e View	89 60
								88	A	New Mexi co	56 90	309	H	Incarnate Word	80 54
								89	A	Kansas St.	69 83	312	H	UTRGV	80 64

LAST 12 Di vi si on I GAMES:															
111	A	Iowa St.	57 69	65	A	West Vi rgi ni a	52 82								
10	A	Texas	72 87	10	H	Texas	39 90								
65	H	West Vi rgi ni a	60 74	157	A	Kansas	68 56								
89	A	Kansas St.	69 83	111	H	Iowa St.	54 66								
6	H	Bayl or	44 90	23	H	Okl ahoma	52 73								
55	A	Okl ahoma St.	62 80	69	A	TCU	72 93								

Non-Di v I Games:

Texas Tech

Average RPI Win:	160	WON-LOST	WINNING	LAST 10	STRENGTH OF	OPP. STRENGTH	TEAM	ADJ.	CONF.	ADJ CONF.
Average RPI Loss:	70	RECORD	PCT. RANK	GAMES	SCHEDULE	OF SCHEDULE	RPI	RPI	RPI	RPI
DIV. I ONLY	16- 10	107	2- 4	45	92	58	58	7	7	
DIV. I NON-CONF.	9- 3	61	1- 1	65	154	35	35	8	8	

TOTALS	RPI 1-25	RPI 26-50	W-L RECORDS	RPI 51-100	RPI 101-999	RPI 201+				
16- 10	0- 3	2- 2	OVERALL	2- 3	12- 2	6- 1				
10- 2	0- 1	2- 0	HOME	2- 0	6- 1	1- 0				
5- 7	0- 2	0- 1	AWAY	0- 3	5- 1	4- 1				
1- 1	0- 0	0- 1	NEUTRAL	0- 0	1- 0	1- 0				
9- 3	0- 1	1- 1	NON-CONFERENCE	1- 1	7- 0	4- 0				
5- 0	0- 0	1- 0	HOME	1- 0	3- 0	0- 0				
3- 2	0- 1	0- 0	AWAY	0- 1	3- 0	3- 0				
1- 1	0- 0	0- 1	NEUTRAL	0- 0	1- 0	1- 0				
7- 7	0- 2	1- 1	CONFERENCE	1- 2	5- 2	2- 1				
5- 2	0- 1	1- 0	HOME	1- 0	3- 1	1- 0				
2- 5	0- 1	0- 1	AWAY	0- 2	2- 1	1- 1				
0- 0	0- 0	0- 0	NEUTRAL	0- 0	0- 0	0- 0				

RPI 1-25				RPI 26-50				RPI 51-100				Team's RPI: 58				RPI 101+			
RPI	S	Opponent	Score	RPI	S	Opponent	Score	RPI	S	Opponent	Score	RPI	S	Opponent	Score	RPI	S	Opponent	Score
4	A	Louisville	55 90	27	A	Central Mich.	47 85	62	A	Duquesne	54 73	110	A	Western Mich.	78 73				
15	A	Buffalo	69 87	33	H	Dayton	68 50	82	H	Maine	65 64	110	H	Western Mich.	69 68				
15	H	Buffalo	73 84	40	H	Ball St.	72 66	86	A	Ohio	61 78	118	H	Cleveland St.	65 56				
				46	N	Western Ky.	56 70	86	H	Ohio	75 57	129	H	Saint Francis (PA)	74 66				
								87	A	Miami (OH)	58 67	131	H	Northern Ill.	63 60				
												154	H	Kent St.	55 62				
												175	H	Louisiana	79 55				
												203	A	Eastern Mich.	57 70				
												207	N	Southern U.	81 76				
												210	H	Akron	60 54				
												213	A	Bowling Green	77 67				
												255	A	St. Bonaventure	58 39				
												319	A	Detroit Mercy	81 64				
												337	A	Iona	74 57				

LAST 12 Division I GAMES:																			
175	H	Louisiana	79 55	110	A	Western Mich.	78 73												
4	A	Louisville	55 90	213	A	Bowling Green	77 67												
110	H	Western Mich.	69 68	154	H	Kent St.	55 62												
27	A	Central Mich.	47 85	15	A	Buffalo	69 87												
87	A	Miami (OH)	58 67	40	H	Ball St.	72 66												
15	H	Buffalo	73 84	131	H	Northern Ill.	63 60												

Non-Div I Games:

Toledo

T
o
w
s
o
n

Towson				Through Games Of Feb. 18, 2018							
Average RPI	Win:	255	WON-LOST	WINNING	LAST 10	STRENGTH OF	OPP. STRENGTH	TEAM	ADJ.	CONF.	ADJ CONF.
Average RPI	Loss:	149	RECORD	PCT. RANK	GAMES	SCHEDULE	OF SCHEDULE	RPI	RPI	RPI	RPI
DIV. I ONLY			9- 17	256	2- 8	251	184	267	267	10	10
DIV. I NON-CONF.			5- 6	187	0- 0	337	285	295	295	12	12

TOTALS		RPI 1-25		RPI 26-50		W-L RECORDS		RPI 51-100	RPI 101-999	RPI 201+	
9- 17		0- 0		0- 0		OVERALL		0- 6	9- 11	7- 5	
5- 7		0- 0		0- 0		HOME		0- 3	5- 4	4- 2	
3- 9		0- 0		0- 0		AWAY		0- 3	3- 6	2- 3	
1- 1		0- 0		0- 0		NEUTRAL		0- 0	1- 1	1- 0	
5- 6		0- 0		0- 0		NON-CONFERENCE		0- 1	5- 5	4- 3	
3- 2		0- 0		0- 0		HOME		0- 1	3- 1	2- 1	
1- 3		0- 0		0- 0		AWAY		0- 0	1- 3	1- 2	
1- 1		0- 0		0- 0		NEUTRAL		0- 0	1- 1	1- 0	
4- 11		0- 0		0- 0		CONFERENCE		0- 5	4- 6	3- 2	
2- 5		0- 0		0- 0		HOME		0- 2	2- 3	2- 1	
2- 6		0- 0		0- 0		AWAY		0- 3	2- 3	1- 1	
0- 0		0- 0		0- 0		NEUTRAL		0- 0	0- 0	0- 0	

T
o
w
s
o
n

RPI 1-25				RPI 26-50				RPI 51-100				RPI 101+ Team's RPI: 267					
RPI	S	Opponent	Score	RPI	S	Opponent	Score	RPI	S	Opponent	Score	RPI	S	Opponent	Score		
								52	A	El on	61	84	128	A	Del aware	49	51
								52	H	El on	45	71	144	A	Northeastern	61	79
								53	A	Drexel	53	78	144	H	Northeastern	61	70
								71	A	James Madi son	45	69	149	N	Radford	66	69
								71	H	James Madi son	55	64	151	H	Saint Joseph' s	90	66
								91	H	George Washi ngton	43	66	152	A	William & Mary	67	66
													152	H	William & Mary	63	75
													170	A	Pittsburgh	63	81
													215	A	Norfol k St.	76	86
													239	A	Hofstra	72	83
													239	H	Hofstra	73	72
													246	A	Loyol a Maryl and	76	67
													251	A	Col . of Charleston	83	58
													251	H	Col . of Charleston	67	80
													260	H	UNCW	72	71
													268	H	Col gate	61	65
													281	A	Massachusetts	49	72
													320	H	UMBC	95	64
													330	H	Wagner	64	42
													343	N	Ark. -Pi ne Bl uff	70	44

LAST 12 Division I GAMES:																	
239	A	Hofstra	72	83	52	H	El on	45	71	251	A	Col . of Charleston	83	58			
144	A	Northeastern	61	79	52	A	El on	61	84	128	A	Del aware	49	51			
71	H	James Madi son	55	64	260	H	UNCW	72	71	152	A	William & Mary	67	66			
239	H	Hofstra	73	72													
152	H	William & Mary	63	75													
53	A	Drexel	53	78													

Non-Di v I Games:

Towson

Average RPI Win:	238	WON-LOST	WINNING	LAST 10	STRENGTH OF	OPP. STRENGTH	TEAM	ADJ.	CONF.	ADJ CONF.
Average RPI Loss:	147	RECORD	PCT. RANK	GAMES	SCHEDULE	OF SCHEDULE	RPI	RPI	RPI	RPI
DIV. I ONLY	12- 11	158	7- 3	244	188	168	168	22	22	
DIV. I NON-CONF.	3- 6	239	0- 0	197	74	187	187	23	23	

TOTALS	RPI 1-25	RPI 26-50	W-L RECORDS	RPI 51-100	RPI 101-999	RPI 201+				
12- 11	0- 1	0- 0	OVERALL	1- 0	11- 10	7- 2				
7- 1	0- 0	0- 0	HOME	1- 0	6- 1	3- 1				
5- 9	0- 1	0- 0	AWAY	0- 0	5- 8	4- 1				
0- 1	0- 0	0- 0	NEUTRAL	0- 0	0- 1	0- 0				
3- 6	0- 1	0- 0	NON-CONFERENCE	1- 0	2- 5	2- 0				
1- 0	0- 0	0- 0	HOME	1- 0	0- 0	0- 0				
2- 5	0- 1	0- 0	AWAY	0- 0	2- 4	2- 0				
0- 1	0- 0	0- 0	NEUTRAL	0- 0	0- 1	0- 0				
9- 5	0- 0	0- 0	CONFERENCE	0- 0	9- 5	5- 2				
6- 1	0- 0	0- 0	HOME	0- 0	6- 1	3- 1				
3- 4	0- 0	0- 0	AWAY	0- 0	3- 4	2- 1				
0- 0	0- 0	0- 0	NEUTRAL	0- 0	0- 0	0- 0				

RPI 1-25				RPI 26-50				RPI 51-100				RPI 101+ Team's RPI: 168			
RPI	S	Opponent	Score	RPI	S	Opponent	Score	RPI	S	Opponent	Score	RPI	S	Opponent	Score
11	A	Tennessee	69 131					92	H	Jacksonville	89 88	103	H	Little Rock	76 70
												113	A	Tulane	75 106
												116	A	Middle Tenn.	57 73
												133	A	Texas St.	75 83
												138	A	Ole Miss	93 96
												141	A	South Ala.	68 79
												141	H	South Ala.	82 71
												145	A	Samford	73 80
												145	N	Samford	76 82
												160	A	UT Arlington	57 76
												175	A	Louisiana	62 55
												197	H	Arkansas St.	95 78
												256	A	Coastal Caro.	71 84
												256	H	Coastal Caro.	92 97
												272	A	Appalachian St.	93 64
												272	H	Appalachian St.	81 74
												295	A	Alabama St.	93 63
												315	H	Georgia St.	90 86
												328	A	Tennessee St.	95 66
												329	H	Ga. Southern	88 47
												336	A	La.-Monroe	86 79

LAST 12 Division I GAMES:															
272	A	Appalachian St.	93 64	336	A	La.-Monroe	86 79								
256	A	Coastal Caro.	71 84	256	H	Coastal Caro.	92 97								
103	H	Little Rock	76 70	272	H	Appalachian St.	81 74								
197	H	Arkansas St.	95 78	141	A	South Ala.	68 79								
141	H	South Ala.	82 71	133	A	Texas St.	75 83								
175	A	Louisiana	62 55	160	A	UT Arlington	57 76								

Non-Div I Games: Montevallo 130 50 Stillman 89 62

Troy

T
u
l
a
n
e

Tulane				Through Games Of Feb. 18, 2018							
Average RPI	Win:	177	WON-LOST	WINNING	LAST 10	STRENGTH OF	OPP. STRENGTH	TEAM	ADJ.	CONF.	ADJ CONF.
Average RPI	Loss:	76	RECORD	PCT. RANK	GAMES	SCHEDULE	OF SCHEDULE	RPI	RPI	RPI	RPI
DIV. I ONLY			12- 14	200	3- 7	53	81	113	113	8	8
DIV. I NON-CONF.			8- 5	111	0- 0	93	87	85	85	7	7

TOTALS		RPI 1-25		RPI 26-50		W-L RECORDS		RPI 51-100	RPI 101-999	RPI 201+	
12- 14		0- 4		0- 3		OVERALL		1- 2	11- 5	3- 1	
8- 4		0- 1		0- 1		HOME		0- 1	8- 1	1- 0	
3- 8		0- 0		0- 0		AWAY		1- 0	2- 0	1- 0	
1- 2		0- 0		0- 1		NEUTRAL		0- 0	1- 1	1- 0	
8- 5		0- 1		0- 2		NON-CONFERENCE		1- 0	7- 2	3- 1	
5- 1		0- 0		0- 1		HOME		0- 0	5- 0	1- 0	
2- 2		0- 1		0- 0		AWAY		1- 0	1- 1	1- 1	
1- 2		0- 0		0- 1		NEUTRAL		0- 0	1- 1	1- 0	
4- 9		0- 3		0- 1		CONFERENCE		0- 2	4- 3	0- 0	
3- 3		0- 1		0- 0		HOME		0- 1	3- 1	0- 0	
1- 6		0- 2		0- 1		AWAY		0- 1	1- 2	0- 0	
0- 0		0- 0		0- 0		NEUTRAL		0- 0	0- 0	0- 0	

RPI 1-25				RPI 26-50				RPI 51-100				RPI 101+ Team's RPI: 113			
RPI	S	Opponent	Score	RPI	S	Opponent	Score	RPI	S	Opponent	Score	RPI	S	Opponent	Score
1	A	UConn	45 98	26	H	LSU	50 73	57	A	Houston	48 72	111	N	Iowa St.	64 67
18	A	NC State	55 79	33	N	Dayton	65 71	57	H	Houston	92 98	116	H	Middle Tenn.	62 44
22	A	South Fla.	46 75	50	A	UCF	51 59	82	A	Maine	42 34	132	A	Cincinnati	52 83
22	H	South Fla.	53 63									134	H	Vanderbilt	71 59
												135	H	Wichita St.	56 64
												166	H	UTEP	67 56
												168	H	Troy	106 75
												172	A	Tulsa	72 63
												172	H	Tulsa	70 39
												181	H	Temple	69 65
												196	A	Memphis	60 73
												198	H	East Carolina	64 58
												204	A	Southern Miss.	58 66
												224	H	New Orleans	79 56
												244	N	San Diego St.	80 46
												266	A	McNeese	70 66

LAST 12 Division I GAMES:															
196	A	Memphis	60 73	198	H	East Carolina	64 58								
132	A	Cincinnati	52 83	172	H	Tulsa	70 39								
181	H	Temple	69 65	50	A	UCF	51 59								
22	H	South Fla.	53 63	135	H	Wichita St.	56 64								
57	A	Houston	48 72	57	H	Houston	92 98								
1	A	UConn	45 98	172	A	Tulsa	72 63								

Non-Div I Games:

Tulane

Average RPI Win: **163**
 Average RPI Loss: **123**

WON-LOST
RECORD

WINNING
PCT. RANK

LAST 10
GAMES

STRENGTH OF
SCHEDULE

OPP. STRENGTH
OF SCHEDULE

TEAM
RPI

ADJ.
RPI

CONF.
RPI

ADJ CONF.
RPI

DIV. I ONLY	9- 16	249	1- 9	62	104	172	172	8	8
DIV. I NON-CONF.	6- 6	170	0- 0	67	303	128	128	7	7
TOTALS	RPI 1-25	RPI 26-50	W-L RECORDS	RPI 51-100	RPI 101-999	RPI 201+			
9- 16	0- 2	0- 1	OVERALL	2- 2	7- 11	2- 2			
5- 7	0- 1	0- 1	HOME	1- 2	4- 3	2- 0			
3- 9	0- 1	0- 0	AWAY	1- 0	2- 8	0- 2			
1- 0	0- 0	0- 0	NEUTRAL	0- 0	1- 0	0- 0			
6- 6	0- 0	0- 0	NON-CONFERENCE	1- 2	5- 4	2- 1			
3- 3	0- 0	0- 0	HOME	0- 2	3- 1	2- 0			
2- 3	0- 0	0- 0	AWAY	1- 0	1- 3	0- 1			
1- 0	0- 0	0- 0	NEUTRAL	0- 0	1- 0	0- 0			
3- 10	0- 2	0- 1	CONFERENCE	1- 0	2- 7	0- 1			
2- 4	0- 1	0- 1	HOME	1- 0	1- 2	0- 0			
1- 6	0- 1	0- 0	AWAY	0- 0	1- 5	0- 1			
0- 0	0- 0	0- 0	NEUTRAL	0- 0	0- 0	0- 0			

RPI	S	Opponent	Score	RPI	S	Opponent	Score	RPI	S	Opponent	Score	RPI	S	Opponent	Score	Team's RPI: 172
1	A	UConn	60 78	50	H	UCF	44 47	56	H	American	67 72	103	A	Little Rock	74 61	
22	H	South Fla.	57 71					57	H	Houston	83 77	112	A	Arkansas	41 67	
								67	A	South Dakota	64 61	113	A	Tulane	39 70	
								68	H	Belmont	65 90	113	H	Tulane	63 72	
												122	A	Saint Louis	66 77	
												132	A	Cincinnati	41 78	
												132	H	Cincinnati	64 51	
												135	A	Wichita St.	67 62	
												150	N	Binghamton	60 55	
												181	A	Temple	75 76	
												187	H	Oral Roberts	41 53	
												196	H	Memphis	48 69	
												197	H	Arkansas St.	68 58	
												198	A	East Carolina	67 73	
												205	A	SMU	70 74	
												216	A	North Texas	43 66	
												282	H	UMKC	76 52	
												343	H	Ark.-Pine Bluff	87 37	
LAST 12 Division I GAMES:																
132	A	Cincinnati	41 78	113	A	Tulane	39 70									
57	H	Houston	83 77	1	A	UConn	60 78									
205	A	SMU	70 74	196	H	Memphis	48 69									
181	A	Temple	75 76	198	A	East Carolina	67 73									
22	H	South Fla.	57 71	132	H	Cincinnati	64 51									
50	H	UCF	44 47	113	H	Tulane	63 72									

Non-Div I Games: Alas. Anchorage 53 **59**

Tulsa

Average RPI Win:	210	WON-LOST	WINNING	LAST 10	STRENGTH OF	OPP. STRENGTH	TEAM	ADJ.	CONF.	ADJ CONF.
Average RPI Loss:	150	RECORD	PCT. RANK	GAMES	SCHEDULE	OF SCHEDULE	RPI	RPI	RPI	RPI
DIV. I ONLY	19- 4	20	8- 2	219	204	80	80	18	18	
DIV. I NON-CONF.	9- 2	33	0- 0	297	221	103	103	19	19	

TOTALS	RPI 1-25	RPI 26-50	W-L RECORDS	RPI 51-100	RPI 101-999	RPI 201+				
19- 4	0- 0	1- 0	OVERALL	1- 1	17- 3	9- 1				
9- 2	0- 0	1- 0	HOME	1- 0	7- 2	5- 1				
9- 1	0- 0	0- 0	AWAY	0- 0	9- 1	4- 0				
1- 1	0- 0	0- 0	NEUTRAL	0- 1	1- 0	0- 0				
9- 2	0- 0	0- 0	NON-CONFERENCE	0- 1	9- 1	4- 0				
5- 0	0- 0	0- 0	HOME	0- 0	5- 0	3- 0				
3- 1	0- 0	0- 0	AWAY	0- 0	3- 1	1- 0				
1- 1	0- 0	0- 0	NEUTRAL	0- 1	1- 0	0- 0				
10- 2	0- 0	1- 0	CONFERENCE	1- 0	8- 2	5- 1				
4- 2	0- 0	1- 0	HOME	1- 0	2- 2	2- 1				
6- 0	0- 0	0- 0	AWAY	0- 0	6- 0	3- 0				
0- 0	0- 0	0- 0	NEUTRAL	0- 0	0- 0	0- 0				

U

U

A

A

B

B

RPI 1-25				RPI 26-50				RPI 51-100				Team's RPI: 80				RPI 101+			
RPI	S	Opponent	Score	RPI	S	Opponent	Score	RPI	S	Opponent	Score	RPI	S	Opponent	Score	RPI	S	Opponent	Score
				46	H	Western Ky.	79 61									116	A	Middle Tenn.	59 51
								60	N	Indiana	63 71					139	H	Charlotte	71 80
								94	H	Rice	70 63					141	A	South Ala.	78 66
																145	H	Samford	77 53
																163	H	Southern Ill.	76 66
																164	A	Louisiana Tech	66 61
																166	A	UTEP	84 64
																189	N	UC Santa Barbara	67 54
																196	A	Memphis	62 64
																200	A	High Point	77 61
																204	H	Southern Miss.	63 80
																216	H	North Texas	68 52
																237	H	Fla. Atlantic	90 57
																272	A	Appalachian St.	70 59
																277	A	Old Dominion	74 61
																295	H	Alabama St.	61 44
																302	A	FIU	71 61
																314	H	Alabama A&M	85 58
																318	A	Marshall	69 62
																338	H	Mississippi Val.	87 72
LAST 12 Division I GAMES:																			
				139	H	Charlotte	71 80					302	A	FIU	71 61				
				94	H	Rice	70 63					216	H	North Texas	68 52				
				318	A	Marshall	69 62					204	H	Southern Miss.	63 80				
				164	A	Louisiana Tech	66 61					46	H	Western Ky.	79 61				
				166	A	UTEP	84 64					116	A	Middle Tenn.	59 51				
				237	H	Fla. Atlantic	90 57					277	A	Old Dominion	74 61				

Non-Div I Games: Tuskegee

105 50

Miles

85 42

UAB

Through Games Of Feb. 18, 2018											
Average RPI Win: 208		WON-LOST RECORD		WINNING PCT. RANK		LAST 10 GAMES		STRENGTH OF SCHEDULE		OPP. STRENGTH OF SCHEDULE	
Average RPI Loss: 91										TEAM RPI	
ADJ. RPI		CONF. RPI		ADJ. CONF. RPI							
DIV. I ONLY		22- 4		10		9- 1		238		141	
DIV. I NON-CONF.		10- 3		52		0- 0		175		52	
TOTALS		RPI 1-25		RPI 26-50		W-L RECORDS		RPI 51-100		RPI 101-999	
22- 4		0- 0		0- 2		OVERALL		2- 1		20- 1	
12- 1		0- 0		0- 1		HOME		1- 0		11- 0	
9- 3		0- 0		0- 1		AWAY		1- 1		8- 1	
1- 0		0- 0		0- 0		NEUTRAL		0- 0		1- 0	
10- 3		0- 0		0- 2		NON-CONFERENCE		2- 1		8- 0	
5- 1		0- 0		0- 1		HOME		1- 0		4- 0	
4- 2		0- 0		0- 1		AWAY		1- 1		3- 0	
1- 0		0- 0		0- 0		NEUTRAL		0- 0		1- 0	
12- 1		0- 0		0- 0		CONFERENCE		0- 0		12- 1	
7- 0		0- 0		0- 0		HOME		0- 0		7- 0	
5- 1		0- 0		0- 0		AWAY		0- 0		5- 1	
0- 0		0- 0		0- 0		NEUTRAL		0- 0		0- 0	

RPI 1-25				RPI 26-50				RPI 51-100				RPI 101+			
RPI	S	Opponent	Score	RPI	S	Opponent	Score	RPI	S	Opponent	Score	RPI	S	Opponent	Score
39	A	Oregon St.	47 61	70	A	Fordham	62 70	117	N	Yale	71 61				
50	H	UCF	55 62	78	A	Saint Mary's (CA)	74 50	126	H	Portland St.	79 67				
				98	H	Washington St.	91 76	155	H	San Francisco	72 55				
								158	A	Cal Poly	80 76				
								158	H	Cal Poly	85 77				
								167	A	UC Irvine	76 67				
								180	A	Pacific	90 58				
								189	A	UC Santa Barbara	68 61				
								189	H	UC Santa Barbara	69 63				
								206	A	CSUN	71 75				
								206	H	CSUN	72 46				
								220	A	Seattle U	79 53				
								229	H	UC Riverside	74 63				
								230	H	Pepperdine	69 64				
								250	A	Hawaii	68 56				
								250	H	Hawaii	76 52				
								279	H	Sacramento St.	79 72				
								321	A	Southern Utah	85 59				
								322	A	Long Beach St.	83 71				
								322	H	Long Beach St.	79 49				
								326	H	Cal St. Fullerton	67 53				
LAST 12 Division I GAMES:															
250	A	Hawaii	68 56	189	H	UC Santa Barbara	69 63								
322	H	Long Beach St.	79 49	326	H	Cal St. Fullerton	67 53								
206	H	CSUN	72 46	158	A	Cal Poly	80 76								
158	H	Cal Poly	85 77	189	A	UC Santa Barbara	68 61								
206	A	CSUN	71 75	229	H	UC Riverside	74 63								
322	A	Long Beach St.	83 71	250	H	Hawaii	76 52								

Non-Div I Games:

UC Irvine				Through Games Of Feb. 18, 2018							
Average RPI	Win:	250	WON-LOST	WINNING	LAST 10	STRENGTH OF	OPP. STRENGTH	TEAM	ADJ.	CONF.	ADJ CONF.
Average RPI	Loss:	135	RECORD	PCT. RANK	GAMES	SCHEDULE	OF SCHEDULE	RPI	RPI	RPI	RPI
DIV. I ONLY			16- 9	91	8- 2	301	187	167	167	21	21
DIV. I NON-CONF.			7- 6	165	0- 0	296	218	217	217	20	20

TOTALS	RPI 1-25			RPI 26-50		W-L RECORDS		RPI 51-100	RPI 101-999	RPI 201+	
16- 9	0- 0			0- 0		OVERALL		0- 3	16- 6	14- 1	
8- 3	0- 0			0- 0		HOME		0- 1	8- 2	6- 0	
8- 4	0- 0			0- 0		AWAY		0- 2	8- 2	8- 0	
0- 2	0- 0			0- 0		NEUTRAL		0- 0	0- 2	0- 1	
7- 6	0- 0			0- 0		NON-CONFERENCE		0- 2	7- 4	7- 1	
3- 2	0- 0			0- 0		HOME		0- 0	3- 2	3- 0	
4- 2	0- 0			0- 0		AWAY		0- 2	4- 0	4- 0	
0- 2	0- 0			0- 0		NEUTRAL		0- 0	0- 2	0- 1	
9- 3	0- 0			0- 0		CONFERENCE		0- 1	9- 2	7- 0	
5- 1	0- 0			0- 0		HOME		0- 1	5- 0	3- 0	
4- 2	0- 0			0- 0		AWAY		0- 0	4- 2	4- 0	
0- 0	0- 0			0- 0		NEUTRAL		0- 0	0- 0	0- 0	

RPI 1-25				RPI 26-50				RPI 51-100				RPI 101+ Team's RPI: 167			
RPI	S	Opponent	Score	RPI	S	Opponent	Score	RPI	S	Opponent	Score	RPI	S	Opponent	Score
								63	H	UC Davis	67 76	126	H	Portland St.	72 82
								88	A	New Mexico	61 83	135	N	Wichita St.	53 76
								93	A	UNLV	54 73	143	H	Idaho St.	72 78
												158	A	Cal Poly	76 79
												158	H	Cal Poly	107 66
												189	A	UC Santa Barbara	55 82
												189	H	UC Santa Barbara	77 74
												206	H	CSUN	56 47
												214	A	CSU Bakersfield	72 59
												220	A	Seattle U	84 79
												221	N	Illinois	59 65
												229	A	UC Riverside	81 71
												229	H	UC Riverside	76 63
												230	H	Pepperdine	75 74
												244	A	San Diego St.	67 65
												250	A	Hawaii	74 67
												250	H	Hawaii	70 66
												296	H	Utah St.	87 84
												316	H	Portland	63 52
												321	A	Southern Utah	71 64
												322	A	Long Beach St.	100 81
												326	A	Cal St. Fullerton	76 60

LAST 12 Division I GAMES:															
				189	A	UC Santa Barbara	55 82	229	A	UC Riverside	81 71				
				158	H	Cal Poly	107 66	250	H	Hawaii	70 66				
				229	H	UC Riverside	76 63	158	A	Cal Poly	76 79				
				322	A	Long Beach St.	100 81	189	H	UC Santa Barbara	77 74				
				326	A	Cal St. Fullerton	76 60	250	A	Hawaii	74 67				
				206	H	CSUN	56 47	63	H	UC Davis	67 76				

Non-Div I Games: Chapman 92 57

Average RPI Win:	216	WON-LOST	WINNING	LAST 10	STRENGTH OF	OPP. STRENGTH	TEAM	ADJ.	CONF.	ADJ CONF.
Average RPI Loss:	127	RECORD	PCT. RANK	GAMES	SCHEDULE	OF SCHEDULE	RPI	RPI	RPI	RPI
DIV. I ONLY	8- 18	273	4- 6	94	146	229	229	21	21	
DIV. I NON-CONF.	3- 11	289	0- 0	40	44	195	195	20	20	

TOTALS	RPI 1-25	RPI 26-50	W-L RECORDS	RPI 51-100	RPI 101-999	RPI 201+				
8- 18	0- 2	0- 3	OVERALL	1- 2	7- 11	5- 4				
6- 5	0- 0	0- 1	HOME	0- 0	6- 4	5- 0				
1- 11	0- 2	0- 2	AWAY	0- 2	1- 5	0- 2				
1- 2	0- 0	0- 0	NEUTRAL	1- 0	0- 2	0- 2				
3- 11	0- 2	0- 3	NON-CONFERENCE	1- 1	2- 5	1- 2				
1- 3	0- 0	0- 1	HOME	0- 0	1- 2	1- 0				
1- 6	0- 2	0- 2	AWAY	0- 1	1- 1	0- 0				
1- 2	0- 0	0- 0	NEUTRAL	1- 0	0- 2	0- 2				
5- 7	0- 0	0- 0	CONFERENCE	0- 1	5- 6	4- 2				
5- 2	0- 0	0- 0	HOME	0- 0	5- 2	4- 0				
0- 5	0- 0	0- 0	AWAY	0- 1	0- 4	0- 2				
0- 0	0- 0	0- 0	NEUTRAL	0- 0	0- 0	0- 0				

RPI 1-25				RPI 26-50				RPI 51-100				RPI 101+ Team's RPI: 229			
RPI	S	Opponent	Score	RPI	S	Opponent	Score	RPI	S	Opponent	Score	RPI	S	Opponent	Score
9	A	UCLA	48 68	34	A	Minnesota	75 101	63	A	UC Davis	63 74	111	A	Iowa St.	66 89
14	A	Stanford	43 53	41	A	Arizona St.	48 73	67	A	South Dakota	66 75	127	A	Fresno St.	68 56
				49	H	Southern Cal i forni a	46 64	93	N	UNLV	95 88	142	H	Loyola Marymount	59 67
												158	A	Cal Poly	73 91
												158	H	Cal Poly	82 87
												166	H	UTEP	62 73
												167	A	UC Irvine	63 76
												167	H	UC Irvine	71 81
												189	H	UC Santa Barbara	84 76
												205	N	SMU	51 73
												206	A	CSUN	55 60
												206	H	CSUN	69 58
												214	H	CSU Bakersfield	68 65
												250	A	Hawaii	57 63
												250	H	Hawaii	79 57
												279	N	Sacramento St.	72 99
												322	H	Long Beach St.	77 53
												326	H	Cal St. Fullerton	63 50

LAST 12 Division I GAMES:															
				206	H	CSUN	69 58	206	A	CSUN	55 60				
				167	A	UC Irvine	63 76	250	H	Hawaii	79 57				
				189	H	UC Santa Barbara	84 76	326	H	Cal St. Fullerton	63 50				
				158	A	Cal Poly	73 91	63	A	UC Davis	63 74				
				250	A	Hawaii	57 63	322	H	Long Beach St.	77 53				
				167	H	UC Irvine	71 81	158	H	Cal Poly	82 87				

Non-Div I Games:

UC Riverside

Average RPI Win:	261	WON-LOST	WINNING	LAST 10	STRENGTH OF	OPP. STRENGTH	TEAM	ADJ.	CONF.	ADJ CONF.
Average RPI Loss:	135	RECORD	PCT. RANK	GAMES	SCHEDULE	OF SCHEDULE	RPI	RPI	RPI	RPI
DIV. I ONLY	11- 14	209	5- 5	143	255	189	189	21	21	
DIV. I NON-CONF.	3- 9	280	0- 0	82	238	216	216	20	20	

TOTALS	RPI 1-25	RPI 26-50	W-L RECORDS	RPI 51-100	RPI 101-999	RPI 201+				
11- 14	0- 1	0- 1	OVERALL	0- 4	11- 8	9- 4				
6- 5	0- 0	0- 0	HOME	0- 1	6- 4	4- 2				
5- 8	0- 1	0- 1	AWAY	0- 2	5- 4	5- 2				
0- 1	0- 0	0- 0	NEUTRAL	0- 1	0- 0	0- 0				
3- 9	0- 1	0- 1	NON-CONFERENCE	0- 2	3- 5	3- 2				
1- 3	0- 0	0- 0	HOME	0- 0	1- 3	1- 1				
2- 5	0- 1	0- 1	AWAY	0- 1	2- 2	2- 1				
0- 1	0- 0	0- 0	NEUTRAL	0- 1	0- 0	0- 0				
8- 5	0- 0	0- 0	CONFERENCE	0- 2	8- 3	6- 2				
5- 2	0- 0	0- 0	HOME	0- 1	5- 1	3- 1				
3- 3	0- 0	0- 0	AWAY	0- 1	3- 2	3- 1				
0- 0	0- 0	0- 0	NEUTRAL	0- 0	0- 0	0- 0				

RPI 1-25				RPI 26-50				RPI 51-100				RPI 101+ Team's RPI: 189			
RPI	S	Opponent	Score	RPI	S	Opponent	Score	RPI	S	Opponent	Score	RPI	S	Opponent	Score
9	A	UCLA	44 74	39	A	Oregon St.	49 74	63	A	UC Davis	63 69	127	H	Fresno St.	57 64
								63	H	UC Davis	61 68	142	A	Loyola Marymount	61 67
								78	A	Saint Mary's (CA)	59 89	158	H	Cal Poly	73 68
								80	N	UAB	54 67	167	A	UC Irvine	74 77
												167	H	UC Irvine	82 55
												188	H	San Diego	58 71
												206	A	CSUN	74 73
												206	H	CSUN	30 48
												220	H	Seattle U	71 77
												229	A	UC Riverside	76 84
												232	A	New Mexico St.	77 47
												244	H	San Diego St.	77 64
												250	H	Hawaii	71 61
												283	A	Santa Clara	63 68
												313	A	Northern Ari z.	96 93
												322	A	Long Beach St.	90 74
												322	H	Long Beach St.	51 44
												326	A	Cal St. Fullerton	59 52
												326	H	Cal St. Fullerton	78 59

LAST 12 Division I GAMES:															
167	H	UC Irvine	82 55	63	A	UC Davis	63 69	167	A	UC Irvine	74 77	158	H	Cal Poly	73 68
326	H	Cal St. Fullerton	78 59	322	A	Long Beach St.	90 74	206	A	CSUN	74 73				
326	A	Cal St. Fullerton	59 52	63	H	UC Davis	61 68								
229	A	UC Riverside	76 84												
250	H	Hawaii	71 61												
206	H	CSUN	30 48												

Non-Div I Games:

UC Santa Barbara

Average RPI Win:	167	WON-LOST	WINNING	LAST 10	STRENGTH OF	OPP. STRENGTH	TEAM	ADJ.	CONF.	ADJ CONF.
Average RPI Loss:	62	RECORD	PCT. RANK	GAMES	SCHEDULE	OF SCHEDULE	RPI	RPI	RPI	RPI
DIV. I ONLY	17- 9	86	6- 4	40	84	50	50	8	8	
DIV. I NON-CONF.	8- 5	111	0- 0	49	182	64	64	7	7	

TOTALS	RPI 1-25	RPI 26-50	W-L RECORDS	RPI 51-100	RPI 101-999	RPI 201+				
17- 9	0- 4	0- 0	OVERALL	2- 3	15- 2	4- 0				
9- 4	0- 2	0- 0	HOME	1- 2	8- 0	2- 0				
8- 5	0- 2	0- 0	AWAY	1- 1	7- 2	2- 0				
0- 0	0- 0	0- 0	NEUTRAL	0- 0	0- 0	0- 0				
8- 5	0- 0	0- 0	NON-CONFERENCE	2- 3	6- 2	2- 0				
4- 2	0- 0	0- 0	HOME	1- 2	3- 0	1- 0				
4- 3	0- 0	0- 0	AWAY	1- 1	3- 2	1- 0				
0- 0	0- 0	0- 0	NEUTRAL	0- 0	0- 0	0- 0				
9- 4	0- 4	0- 0	CONFERENCE	0- 0	9- 0	2- 0				
5- 2	0- 2	0- 0	HOME	0- 0	5- 0	1- 0				
4- 2	0- 2	0- 0	AWAY	0- 0	4- 0	1- 0				
0- 0	0- 0	0- 0	NEUTRAL	0- 0	0- 0	0- 0				

RPI 1-25				RPI 26-50				Team's RPI: 50				RPI 51-100				RPI 101+			
RPI	S	Opponent	Score	RPI	S	Opponent	Score					RPI	S	Opponent	Score	RPI	S	Opponent	Score
1	A	UConn	44 80									52	H	El on	57 71	113	H	Tul ane	59 51
1	H	UConn	37 55									61	H	Mercer	64 73	114	A	Chattanooga	58 57
22	A	South Fla.	45 62									63	A	UC Davi s	62 55	132	A	Ci nci nnati	50 38
22	H	South Fla.	68 77									75	H	IUPUI	63 59	135	H	Wi chi ta St.	59 53
												76	A	Vi rgi ni a Tech	69 86	145	A	Samford	51 58
																147	H	UNI	53 43
																172	A	Tul sa	47 44
																178	H	Davi dson	62 54
																180	A	Paci fi c	74 78
																181	A	Temple	64 57
																181	H	Temple	76 46
																195	A	Boston U.	47 32
																196	H	Memphi s	61 41
																205	A	SMU	60 42
																205	H	SMU	58 43
																217	A	Gardner-Webb	65 30
																329	H	Ga. Southern	62 38
LAST 12 Division I GAMES:																			
22	H	South Fla.	68 77	205	H	SMU	58 43												
181	A	Temple	64 57	113	H	Tul ane	59 51												
1	H	UConn	37 55	22	A	South Fla.	45 62												
196	H	Memphi s	61 41	1	A	UConn	44 80												
132	A	Ci nci nnati	50 38	135	H	Wi chi ta St.	59 53												
172	A	Tul sa	47 44	205	A	SMU	60 42												

Non-Div I Games:

UCF

Average RPI Win:	110	WON-LOST	WINNING	LAST 10	STRENGTH OF	OPP. STRENGTH	TEAM	ADJ.	CONF.	ADJ CONF.
Average RPI Loss:	23	RECORD	PCT. RANK	GAMES	SCHEDULE	OF SCHEDULE	RPI	RPI	RPI	RPI
DIV. I ONLY	21- 5	32	9- 1	15	8	9	9	5	5	
DIV. I NON-CONF.	9- 2	33	0- 0	31	12	16	16	3	3	

TOTALS	RPI 1-25	RPI 26-50	W-L RECORDS	RPI 51-100	RPI 101-999	RPI 201+				
21- 5	2- 3	7- 1	OVERALL	4- 1	8- 0	4- 0				
11- 2	2- 2	4- 0	HOME	0- 0	5- 0	4- 0				
8- 3	0- 1	2- 1	AWAY	3- 1	3- 0	0- 0				
2- 0	0- 0	1- 0	NEUTRAL	1- 0	0- 0	0- 0				
9- 2	1- 1	1- 0	NON-CONFERENCE	2- 1	5- 0	3- 0				
5- 1	1- 1	0- 0	HOME	0- 0	4- 0	3- 0				
2- 1	0- 0	0- 0	AWAY	1- 1	1- 0	0- 0				
2- 0	0- 0	1- 0	NEUTRAL	1- 0	0- 0	0- 0				
12- 3	1- 2	6- 1	CONFERENCE	2- 0	3- 0	1- 0				
6- 1	1- 1	4- 0	HOME	0- 0	1- 0	1- 0				
6- 2	0- 1	2- 1	AWAY	2- 0	2- 0	0- 0				
0- 0	0- 0	0- 0	NEUTRAL	0- 0	0- 0	0- 0				

RPI	S	Opponent	Score	RPI	S	Opponent	Score	RPI	S	Opponent	Score	RPI	S	Opponent	Score
1	H	UConn	60 78	36	A	Cal i forn i a	82 46	55	A	Okl ahoma St.	72 87	101	A	Seton Hal l	77 68
6	H	Bayl or	82 68	36	H	Cal i forn i a	60 52	70	A	Fordham	67 30	146	A	Col orado	93 55
8	H	Oregon	61 70	39	A	Oregon St.	64 67	89	N	Kansas St.	64 55	185	A	Washi ngton	86 69
14	A	Stanford	65 76	39	H	Oregon St.	84 49	95	A	Utah	81 74	189	H	UC Santa Barbara	74 44
14	H	Stanford	64 53	41	H	Ari zona St.	71 63	98	A	Washi ngton St.	79 71	229	H	UC Ri versi de	68 48
				42	N	Creighton	72 63					247	H	San Jose St.	129 69
				49	A	Southern Cal i forn i a	84 70					274	H	Presbyteri an	76 40
				49	H	Southern Cal i forn i a	59 46					280	H	Ari zona	69 46

LAST 12 Di v i s i o n I GAMES:															
				39	A	Oregon St.	64 67	185	A	Washi ngton	86 69				
				41	H	Ari zona St.	71 63	14	H	Stanford	64 53				
				280	H	Ari zona	69 46	36	H	Cal i forn i a	60 52				
				49	A	Southern Cal i forn i a	84 70	146	A	Col orado	93 55				
				49	H	Southern Cal i forn i a	59 46	95	A	Utah	81 74				
				98	A	Washi ngton St.	79 71	8	H	Oregon	61 70				

Non-Di v I Games:

UCLA

Average RPI	Win:	84	WON-LOST	WINNING	LAST 10	STRENGTH OF	OPP. STRENGTH	TEAM	ADJ.	CONF.	ADJ CONF.
Average RPI	Loss:	0	RECORD	PCT. RANK	GAMES	SCHEDULE	OF SCHEDULE	RPI	RPI	RPI	RPI
DIV. I ONLY		26- 0	1	10- 0	3	4	1	1	8	8	
DIV. I NON-CONF.		13- 0	1	3- 0	1	1	1	1	7	7	
<hr/>											
TOTALS	RPI 1-25		RPI 26-50		W-L RECORDS	RPI 51-100		RPI 101-999		RPI 201+	
26- 0	9- 0		4- 0		OVERALL	3- 0		10- 0		1- 0	
11- 0	3- 0		2- 0		HOME	0- 0		6- 0		0- 0	
11- 0	4- 0		2- 0		AWAY	1- 0		4- 0		1- 0	
4- 0	2- 0		0- 0		NEUTRAL	2- 0		0- 0		0- 0	
13- 0	8- 0		2- 0		NON-CONFERENCE	2- 0		1- 0		1- 0	
4- 0	3- 0		1- 0		HOME	0- 0		0- 0		0- 0	
5- 0	3- 0		1- 0		AWAY	0- 0		1- 0		1- 0	
4- 0	2- 0		0- 0		NEUTRAL	2- 0		0- 0		0- 0	
13- 0	1- 0		2- 0		CONFERENCE	1- 0		9- 0		0- 0	
7- 0	0- 0		1- 0		HOME	0- 0		6- 0		0- 0	
6- 0	1- 0		1- 0		AWAY	1- 0		3- 0		0- 0	
0- 0	0- 0		0- 0		NEUTRAL	0- 0		0- 0		0- 0	

RPI	S	Opponent	Score	RPI	S	Opponent	Score	RPI	S	Opponent	Score	RPI	S	Opponent	Score
2	H	Notre Dame	80 71	28	A	DePaul	103 69	57	A	Houston	95 35	113	H	Tulane	98 45
4	H	Louisville	69 58	36	H	Cal i forni a	82 47	59	N	Michi gan St.	96 62	132	H	Ci nci nnati	106 65
9	A	UCLA	78 60	50	A	UCF	55 37	62	N	Duquesne	104 52	135	H	Wi chi ta St.	124 43
10	A	Texas	75 71	50	H	UCF	80 44					172	H	Tul sa	78 60
14	N	Stanford	78 53									181	A	Temple	113 57
16	A	South Carol i na	83 58									181	H	Temple	106 45
20	H	Maryland	97 72									196	A	Memphi s	93 36
22	A	South Fla.	100 49									196	H	Memphi s	97 49
23	N	Okl ahoma	88 64									198	A	East Carol i na	96 35
												208	A	Nevada	88 57
<hr/>															
LAST 12 Di vi si on I GAMES:															
181	H	Temple	106 45	113	H	Tulane	98 45								
4	H	Louisvi l l e	69 58	196	A	Memphi s	93 36								
135	H	Wi chi ta St.	124 43	181	A	Temple	113 57								
50	A	UCF	55 37	172	H	Tul sa	78 60								
132	H	Ci nci nnati	106 65	10	A	Texas	75 71								
16	A	South Carol i na	83 58	57	A	Houston	95 35								

Non-Di v I Games:

UConn

UMBC		Average RPI Win: 317	WON-LOST RECORD	WINNING PCT. RANK	LAST 10 GAMES	STRENGTH OF SCHEDULE	OPP. STRENGTH OF SCHEDULE	TEAM RPI	ADJ. RPI	CONF. RPI	ADJ CONF. RPI
Average RPI Loss: 169											
DIV. I ONLY		2- 24	342	1- 9		144	268	320	320	20	20
DIV. I NON-CONF.		0- 12	337	0- 0		225	271	340	340	24	24

TOTALS	RPI 1-25	RPI 26-50		W-L RECORDS		RPI 51-100	RPI 101-999		RPI 201+		
2- 24	0- 0	0- 1		OVERALL		0- 6	2- 17		2- 8		
1- 10	0- 0	0- 0		HOME		0- 3	1- 7		1- 3		
1- 12	0- 0	0- 1		AWAY		0- 3	1- 8		1- 3		
0- 2	0- 0	0- 0		NEUTRAL		0- 0	0- 2		0- 2		
0- 12	0- 0	0- 1		NON-CONFERENCE		0- 2	0- 9		0- 7		
0- 4	0- 0	0- 0		HOME		0- 1	0- 3		0- 2		
0- 6	0- 0	0- 1		AWAY		0- 1	0- 4		0- 3		
0- 2	0- 0	0- 0		NEUTRAL		0- 0	0- 2		0- 2		
2- 12	0- 0	0- 0		CONFERENCE		0- 4	2- 8		2- 1		
1- 6	0- 0	0- 0		HOME		0- 2	1- 4		1- 1		
1- 6	0- 0	0- 0		AWAY		0- 2	1- 4		1- 0		
0- 0	0- 0	0- 0		NEUTRAL		0- 0	0- 0		0- 0		

RPI 1-25				RPI 26-50				RPI 51-100				RPI 101+ Team's RPI: 320			
RPI	S	Opponent	Score	RPI	S	Opponent	Score	RPI	S	Opponent	Score	RPI	S	Opponent	Score
				37	A	Princeton	40 77	56	H	American	48 61	105	A	George Mason	38 58
								70	A	Fordham	46 55	150	A	Binghamton	51 81
								82	A	Maine	36 69	150	H	Binghamton	53 68
								82	H	Maine	50 64	156	A	Hartford	54 65
								84	A	Albany (NY)	45 79	171	H	Denver	48 70
								84	H	Albany (NY)	75 78	182	A	New Hampshire	51 56
												182	H	New Hampshire	46 51
												186	A	Stony Brook	49 53
												186	H	Stony Brook	44 69
												212	H	Columbia	44 60
												239	A	Hofstra	55 71
												255	N	St. Bonaventure	54 63
												267	A	Towson	64 95
												271	A	UMES	43 66
												276	N	North Dakota St.	53 67
												287	H	LIU Brooklyn	52 66
												290	A	Vermont	52 51
												290	H	Vermont	58 72
												344	H	UMass Lowell	66 54
LAST 12 Division I GAMES:															
				84	A	Albany (NY)	45 79	82	A	Maine	36 69				
				186	A	Stony Brook	49 53	150	A	Binghamton	51 81				
				182	H	New Hampshire	46 51	84	H	Albany (NY)	75 78				
				150	H	Binghamton	53 68	156	A	Hartford	54 65				
				290	A	Vermont	52 51	344	H	UMass Lowell	66 54				
				186	H	Stony Brook	44 69	82	H	Maine	50 64				

Non-Div I Games: Gettysburg 72 45

UMBC

■ Loss,
 ■ Non-Conf,
 ■ S Site,
 ■ Home
 ■ A Away
 N Neutral

UMES				Through Games Of Feb. 18, 2018							
Average RPI Win:		310	WON-LOST RECORD	WINNING PCT. RANK	LAST 10 GAMES	STRENGTH OF SCHEDULE	OPP. STRENGTH OF SCHEDULE	TEAM RPI	ADJ. RPI	CONF. RPI	ADJ CONF. RPI
Average RPI Loss:		166									
DIV. I ONLY		7- 15	269	6- 4	230	307	271	271	30	30	
DIV. I NON-CONF.		1- 8	313	0- 0	99	123	277	277	30	30	
<hr/>											
TOTALS		RPI 1-25	RPI 26-50		W-L RECORDS		RPI 51-100	RPI 101-999	RPI 201+		
7- 15		0- 1	0- 1		OVERALL		0- 2	7- 11	7- 6		
4- 4		0- 0	0- 0		HOME		0- 0	4- 4	4- 3		
3- 10		0- 1	0- 1		AWAY		0- 2	3- 6	3- 3		
0- 1		0- 0	0- 0		NEUTRAL		0- 0	0- 1	0- 0		
<hr/>											
1- 8		0- 1	0- 1		NON-CONFERENCE		0- 2	1- 4	1- 1		
1- 1		0- 0	0- 0		HOME		0- 0	1- 1	1- 1		
0- 6		0- 1	0- 1		AWAY		0- 2	0- 2	0- 0		
0- 1		0- 0	0- 0		NEUTRAL		0- 0	0- 1	0- 0		
<hr/>											
6- 7		0- 0	0- 0		CONFERENCE		0- 0	6- 7	6- 5		
3- 3		0- 0	0- 0		HOME		0- 0	3- 3	3- 2		
3- 4		0- 0	0- 0		AWAY		0- 0	3- 4	3- 3		
0- 0		0- 0	0- 0		NEUTRAL		0- 0	0- 0	0- 0		

RPI 1-25				RPI 26-50				RPI 51-100				RPI 101+ Team's RPI: 271			
RPI	S	Opponent	Score	RPI	S	Opponent	Score	RPI	S	Opponent	Score	RPI	S	Opponent	Score
15	A	Buffalo	41 76	31	A	Syracuse	45 68	76	A	Virginia Tech	52 90	105	A	George Mason	68 82
								97	A	Wake Forest	50 92	120	A	Bethune-Cookman	61 73
												120	H	Bethune-Cookman	48 55
												150	N	Binghamton	51 68
												198	A	East Carolina	54 64
												202	H	Hampton	65 70
												211	H	N. C. A&T	45 57
												249	A	Howard	83 79
												249	H	Howard	58 52
												259	A	Morgan St.	50 63
												288	H	Mt. St. Mary's	63 66
												299	A	Coppin St.	63 69
												317	A	South Carolina St.	51 54
												320	H	UMBC	66 43
												334	A	N. C. Central	80 69
												334	H	N. C. Central	84 73
												340	H	Florida A&M	87 70
												341	A	Savannah St.	68 56
<hr/>															
LAST 12 Division I GAMES:															
334	A	N. C. Central	80 69	334	H	N. C. Central	84 73	211	H	N. C. A&T	45 57	317	A	South Carolina St.	51 54
249	A	Howard	83 79	249	H	Howard	58 52	341	A	Savannah St.	68 56	120	H	Bethune-Cookman	48 55
120	A	Bethune-Cookman	61 73	202	H	Hampton	65 70								
340	H	Florida A&M	87 70												
299	A	Coppin St.	63 69												
249	H	Howard	58 52												

Non-Div I Games: Wesley 97 30 Alas. Anchorage 59 **69** Valley Forge 92 38

UMES

Loss, **Non-Conf**, **S Site**, **H Home** **A Away** **N Neutral**

UMKC				Through Games Of Feb. 18, 2018							
Average RPI Win:		269	WON-LOST RECORD	WINNING PCT. RANK	LAST 10 GAMES	STRENGTH OF SCHEDULE	OPP. STRENGTH OF SCHEDULE	TEAM RPI	ADJ. RPI	CONF. RPI	ADJ CONF. RPI
Average RPI Loss:		187									
DIV. I ONLY		6- 17	294	4- 6	222	291	282	282	31	31	
DIV. I NON-CONF.		1- 11	331	0- 0	150	125	293	293	31	31	
<hr/>											
TOTALS		RPI 1-25	RPI 26-50		W-L RECORDS		RPI 51-100	RPI 101-999	RPI 201+		
6- 17		0- 0	0- 1		OVERALL		0- 1	6- 15	5- 8		
2- 6		0- 0	0- 1		HOME		0- 0	2- 5	2- 3		
3- 11		0- 0	0- 0		AWAY		0- 1	3- 10	3- 5		
1- 0		0- 0	0- 0		NEUTRAL		0- 0	1- 0	0- 0		
1- 11		0- 0	0- 1		NON-CONFERENCE		0- 1	1- 9	0- 2		
0- 3		0- 0	0- 1		HOME		0- 0	0- 2	0- 0		
0- 8		0- 0	0- 0		AWAY		0- 1	0- 7	0- 2		
1- 0		0- 0	0- 0		NEUTRAL		0- 0	1- 0	0- 0		
5- 6		0- 0	0- 0		CONFERENCE		0- 0	5- 6	5- 6		
2- 3		0- 0	0- 0		HOME		0- 0	2- 3	2- 3		
3- 3		0- 0	0- 0		AWAY		0- 0	3- 3	3- 3		
0- 0		0- 0	0- 0		NEUTRAL		0- 0	0- 0	0- 0		

RPI 1-25				RPI 26-50				RPI 51-100				RPI 101+ Team's RPI: 282			
RPI	S	Opponent	Score	RPI	S	Opponent	Score	RPI	S	Opponent	Score	RPI	S	Opponent	Score
				38	H	Northern Colo.	73 88	64	A	Nebraska	60 80	109	A	Western Ill.	71 90
												111	A	Iowa St.	45 61
												135	A	Wichita St.	63 72
												157	A	Kansas	48 63
												171	H	Denver	68 77
												172	A	Tulsa	52 76
												184	N	Stetson	67 50
												187	H	Oral Roberts	73 76
												214	A	CSU Bakersfield	60 58
												214	H	CSU Bakersfield	62 76
												220	A	Seattle U	62 66
												220	H	Seattle U	58 62
												232	A	New Mexico St.	62 70
												237	A	Fla. Atlantic	55 65
												253	A	Illinois St.	53 64
												278	A	Grand Canyon	62 59
												278	H	Grand Canyon	84 82
												312	A	UTRGV	54 52
												327	A	Utah Valley	65 68
												327	H	Utah Valley	59 66
												345	H	Chicago St.	106 47
<hr/>															
LAST 12 Division I GAMES:															
				345	H	Chicago St.	106 47	278	A	Grand Canyon	62 59				
				327	A	Utah Valley	65 68	214	A	CSU Bakersfield	60 58				
				220	A	Seattle U	62 66	220	H	Seattle U	58 62				
				214	H	CSU Bakersfield	62 76	327	H	Utah Valley	59 66				
				278	H	Grand Canyon	84 82	312	A	UTRGV	54 52				
				232	A	New Mexico St.	62 70	237	A	Fla. Atlantic	55 65				

Non-Div I Games: Lincoln (MO) 98 41 Harris-Stowe 114 59 Cent. Christian Bib90 10

UMKC

Loss, Non-Conf, S Site, H Home A Away N Neutral

Average RPI Win:	283	WON-LOST	WINNING	LAST 10	STRENGTH OF	OPP. STRENGTH	TEAM	ADJ.	CONF.	ADJ CONF.
Average RPI Loss:	211	RECORD	PCT. RANK	GAMES	SCHEDULE	OF SCHEDULE	RPI	RPI	RPI	RPI
DIV. I ONLY	3- 23	333	1- 9	310	298	344	344	20	20	
DIV. I NON-CONF.	2- 10	300	0- 0	348	345	348	348	24	24	

TOTALS	RPI 1-25	RPI 26-50	W-L RECORDS	RPI 51-100	RPI 101-999	RPI 201+				
3- 23	0- 0	0- 0	OVERALL	0- 4	3- 19	3- 12				
2- 9	0- 0	0- 0	HOME	0- 2	2- 7	2- 4				
1- 14	0- 0	0- 0	AWAY	0- 2	1- 12	1- 8				
0- 0	0- 0	0- 0	NEUTRAL	0- 0	0- 0	0- 0				
2- 10	0- 0	0- 0	NON-CONFERENCE	0- 0	2- 10	2- 10				
1- 4	0- 0	0- 0	HOME	0- 0	1- 4	1- 4				
1- 6	0- 0	0- 0	AWAY	0- 0	1- 6	1- 6				
0- 0	0- 0	0- 0	NEUTRAL	0- 0	0- 0	0- 0				
1- 13	0- 0	0- 0	CONFERENCE	0- 4	1- 9	1- 2				
1- 5	0- 0	0- 0	HOME	0- 2	1- 3	1- 0				
0- 8	0- 0	0- 0	AWAY	0- 2	0- 6	0- 2				
0- 0	0- 0	0- 0	NEUTRAL	0- 0	0- 0	0- 0				

RPI 1-25				RPI 26-50				RPI 51-100				RPI 101+				Team's RPI: 344
RPI	S	Opponent	Score	RPI	S	Opponent	Score	RPI	S	Opponent	Score	RPI	S	Opponent	Score	
								82	A	Maine	65 70	150	A	Binghamton	38 52	
								82	H	Maine	51 69	150	H	Binghamton	46 76	
								84	A	Albany (NY)	60 93	156	A	Hartford	56 78	
								84	H	Albany (NY)	52 61	156	H	Hartford	42 81	
												182	A	New Hampshire	45 66	
												186	A	Stony Brook	50 59	
												186	H	Stony Brook	60 63	
												212	H	Columbia	77 70	
												227	A	Texas Tech	65 93	
												245	H	Holy Cross	56 84	
												257	A	Fairfield	67 78	
												259	H	Morgan St.	59 65	
												264	H	Cornell	53 71	
												268	A	Colgate	64 84	
												269	A	Fairleigh Dickinson	51 60	
												281	H	Massachusetts	63 73	
												290	A	Vermont	55 63	
												290	H	Vermont	65 60	
												320	A	UMBC	54 66	
												324	A	Rhode Island	64 81	
												347	A	Longwood	82 84	
												348	A	Saint Peter's	66 60	

LAST 12 Division I GAMES:																
150	A	Binghamton	38 52	156	A	Hartford	56 78									
82	A	Maine	65 70	186	A	Stony Brook	50 59									
290	H	Vermont	65 60	150	H	Binghamton	46 76									
186	H	Stony Brook	60 63	84	H	Albany (NY)	52 61									
84	A	Albany (NY)	60 93	182	A	New Hampshire	45 66									
82	H	Maine	51 69	320	A	UMBC	54 66									

Non-Div I Games: Fisher 102 47

UMass Lowell

Average RPI Win:	260	WON-LOST	WINNING	LAST 10	STRENGTH OF	OPP. STRENGTH	TEAM	ADJ.	CONF.	ADJ CONF.
Average RPI Loss:	167	RECORD	PCT. RANK	GAMES	SCHEDULE	OF SCHEDULE	RPI	RPI	RPI	RPI
DIV. I ONLY	12- 12	174	7- 3	261	275	223	223	27	27	
DIV. I NON-CONF.	2- 8	290	0- 0	266	169	307	307	28	28	

TOTALS	RPI 1-25	RPI 26-50	W-L RECORDS	RPI 51-100	RPI 101-999	RPI 201+				
12- 12	0- 1	0- 0	OVERALL	1- 2	11- 9	9- 3				
5- 7	0- 0	0- 0	HOME	1- 1	4- 6	4- 1				
7- 5	0- 1	0- 0	AWAY	0- 1	7- 3	5- 2				
0- 0	0- 0	0- 0	NEUTRAL	0- 0	0- 0	0- 0				
2- 8	0- 1	0- 0	NON-CONFERENCE	0- 1	2- 6	2- 2				
1- 4	0- 0	0- 0	HOME	0- 1	1- 3	1- 0				
1- 4	0- 1	0- 0	AWAY	0- 0	1- 3	1- 2				
0- 0	0- 0	0- 0	NEUTRAL	0- 0	0- 0	0- 0				
10- 4	0- 0	0- 0	CONFERENCE	1- 1	9- 3	7- 1				
4- 3	0- 0	0- 0	HOME	1- 0	3- 3	3- 1				
6- 1	0- 0	0- 0	AWAY	0- 1	6- 0	4- 0				
0- 0	0- 0	0- 0	NEUTRAL	0- 0	0- 0	0- 0				

RPI 1-25				RPI 26-50				RPI 51-100				RPI 101+ Team's RPI: 223			
RPI	S	Opponent	Score	RPI	S	Opponent	Score	RPI	S	Opponent	Score	RPI	S	Opponent	Score
18	A	NC State	55 87					61	H	Mercer	56 67	116	H	Middle Tenn.	57 72
								85	A	Liberty	48 53	139	H	Charlotte	47 51
								85	H	Liberty	48 41	149	A	Radford	67 56
												149	H	Radford	48 64
												176	H	Furman	63 71
												178	A	Davidson	50 58
												200	A	High Point	78 59
												200	H	High Point	45 58
												217	A	Gardner-Webb	61 60
												263	A	Campbell	60 52
												272	H	Appalachian St.	69 60
												274	H	Presbyterian	74 76
												285	A	USC Upstate	76 70
												298	A	Wofford	68 70
												307	A	Western Caro.	52 62
												311	A	Charleston So.	78 61
												311	H	Charleston So.	71 69
												342	A	Winthrop	70 48
												342	H	Winthrop	63 51
												347	H	Longwood	82 52

LAST 12 Division I GAMES:															
				85	A	Liberty	48 53	274	H	Presbyterian	74 76				
				311	H	Charleston So.	71 69	311	A	Charleston So.	78 61				
				200	A	High Point	78 59	342	A	Winthrop	70 48				
				149	H	Radford	48 64	85	H	Liberty	48 41				
				342	H	Winthrop	63 51	347	H	Longwood	82 52				
				217	A	Gardner-Webb	61 60	149	A	Radford	67 56				

Non-Div I Games: Warren Wilson 100 53

UNC Asheville

Loss,
Non-Conf,
Site,
Home
Away
Neutral

Average RPI Win:	252	WON-LOST	WINNING	LAST 10	STRENGTH OF	OPP. STRENGTH	TEAM	ADJ.	CONF.	ADJ CONF.
Average RPI Loss:	151	RECORD	PCT. RANK	GAMES	SCHEDULE	OF SCHEDULE	RPI	RPI	RPI	RPI
DIV. I ONLY	8- 16	259	4- 6	141	245	226	226	17	17	
DIV. I NON-CONF.	3- 8	268	0- 0	207	323	259	259	17	17	

TOTALS	RPI 1-25	RPI 26-50	W-L RECORDS	RPI 51-100	RPI 101-999	RPI 201+				
8- 16	0- 1	0- 1	OVERALL	0- 2	8- 12	6- 4				
4- 6	0- 0	0- 0	HOME	0- 1	4- 5	2- 2				
4- 10	0- 1	0- 1	AWAY	0- 1	4- 7	4- 2				
0- 0	0- 0	0- 0	NEUTRAL	0- 0	0- 0	0- 0				
3- 8	0- 1	0- 1	NON-CONFERENCE	0- 0	3- 6	3- 4				
1- 3	0- 0	0- 0	HOME	0- 0	1- 3	1- 2				
2- 5	0- 1	0- 1	AWAY	0- 0	2- 3	2- 2				
0- 0	0- 0	0- 0	NEUTRAL	0- 0	0- 0	0- 0				
5- 8	0- 0	0- 0	CONFERENCE	0- 2	5- 6	3- 0				
3- 3	0- 0	0- 0	HOME	0- 1	3- 2	1- 0				
2- 5	0- 0	0- 0	AWAY	0- 1	2- 4	2- 0				
0- 0	0- 0	0- 0	NEUTRAL	0- 0	0- 0	0- 0				

RPI 1-25				RPI 26-50				RPI 51-100				RPI 101+				Team's RPI: 226
RPI	S	Opponent	Score	RPI	S	Opponent	Score	RPI	S	Opponent	Score	RPI	S	Opponent	Score	
17	A	Duke	54 85	35	A	Virginia	50 68	61	A	Mercer	57 80	114	A	Chattanooga	42 49	
								61	H	Mercer	54 57	114	H	Chattanooga	57 73	
												125	A	ETSU	52 60	
												125	H	ETSU	65 61	
												145	A	Samford	48 56	
												145	H	Samford	53 60	
												149	A	Radford	53 56	
												176	A	Furman	54 55	
												176	H	Furman	76 74	
												200	H	High Point	72 81	
												215	A	Norfolk St.	63 64	
												256	A	Coastal Caro.	60 54	
												263	H	Campbell	61 72	
												274	A	Presbyterian	64 57	
												284	H	VCU	74 61	
												297	H	Murray St.	52 63	
												298	A	Wofford	81 75	
												298	H	Wofford	66 51	
												304	A	Eastern Ky.	59 70	
												307	A	Western Caro.	88 67	
LAST 12 Division I GAMES:																
				61	H	Mercer	54 57	307	A	Western Caro.	88 67					
				145	H	Samford	53 60	145	A	Samford	48 56					
				298	A	Wofford	81 75	61	A	Mercer	57 80					
				176	A	Furman	54 55	176	H	Furman	76 74					
				114	H	Chattanooga	57 73	298	H	Wofford	66 51					
				125	H	ETSU	65 61	125	A	ETSU	52 60					

Non-Div I Games: Greensboro 82 34 Tusculum 69 71 Lees-McRae 78 62 Southern Wesleyan 96 35
UNCG

Loss, Non-Conf, S Site, H Home A Away N Neutral

0- 0				0- 0				NEUTRAL				0- 0				0- 0			
RPI 1-25				RPI 26-50				RPI 51-100				RPI 101+				Team's RPI: 260			
RPI	S	Opponent	Score	RPI	S	Opponent	Score	RPI	S	Opponent	Score	RPI	S	Opponent	Score				
								52	A	El on	67	75	104	A	North Carolina	60	86		
								53	A	Drexel	42	68	128	A	Del aware	62	80		
								53	H	Drexel	40	58	128	H	Del aware	49	82		
								71	A	James Madi son	48	65	144	A	Northeastern	39	56		
								71	H	James Madi son	48	63	144	H	Northeastern	47	54		
													152	A	William & Mary	64	49		
													152	H	William & Mary	53	66		
													170	A	Pittsburgh	55	74		
													176	A	Furman	71	76		
													198	H	East Carol ina	66	62		
													239	A	Hofstra	59	55		
													239	H	Hofstra	61	69		
													251	H	Col. of Charleston	63	72		
													256	A	Coastal Caro.	41	57		
													267	A	Towson	71	72		
													284	H	VCU	83	67		
													298	A	Wofford	65	60		
													315	H	Georgi a St.	74	62		
													334	H	N. C. Central	89	63		
LAST 12 Di vi si on I GAMES:																			
				71	A	James Madi son	48	65	128	A	Del aware	62	80						
				152	A	William & Mary	64	49	71	H	James Madi son	48	63						
				53	H	Drexel	40	58	128	H	Del aware	49	82						
				251	H	Col. of Charleston	63	72	53	A	Drexel	42	68						
				239	A	Hofstra	59	55	267	A	Towson	71	72						
				144	A	Northeastern	39	56	239	H	Hofstra	61	69						

Page 311

Average RPI Win:	231	WON-LOST	WINNING	LAST 10	STRENGTH OF	OPP. STRENGTH	TEAM	ADJ.	CONF.	ADJ CONF.
Average RPI Loss:	96	RECORD	PCT. RANK	GAMES	SCHEDULE	OF SCHEDULE	RPI	RPI	RPI	RPI
DIV. I ONLY	12- 12	174	7- 3	151	130	147	147	24	24	
DIV. I NON-CONF.	3- 7	254	0- 0	30	7	125	125	22	22	

TOTALS	RPI 1-25	RPI 26-50	W-L RECORDS	RPI 51-100	RPI 101-999	RPI 201+				
12- 12	0- 1	0- 3	OVERALL	2- 5	10- 3	8- 1				
6- 4	0- 1	0- 0	HOME	0- 3	6- 0	4- 0				
5- 8	0- 0	0- 3	AWAY	1- 2	4- 3	4- 1				
1- 0	0- 0	0- 0	NEUTRAL	1- 0	0- 0	0- 0				
3- 7	0- 1	0- 3	NON-CONFERENCE	2- 1	1- 2	0- 1				
1- 2	0- 1	0- 0	HOME	0- 1	1- 0	0- 0				
1- 5	0- 0	0- 3	AWAY	1- 0	0- 2	0- 1				
1- 0	0- 0	0- 0	NEUTRAL	1- 0	0- 0	0- 0				
9- 5	0- 0	0- 0	CONFERENCE	0- 4	9- 1	8- 0				
5- 2	0- 0	0- 0	HOME	0- 2	5- 0	4- 0				
4- 3	0- 0	0- 0	AWAY	0- 2	4- 1	4- 0				
0- 0	0- 0	0- 0	NEUTRAL	0- 0	0- 0	0- 0				

RPI 1-25				RPI 26-50				RPI 51-100				RPI 101+ Team's RPI: 147			
RPI	S	Opponent	Score	RPI	S	Opponent	Score	RPI	S	Opponent	Score	RPI	S	Opponent	Score
19	H	Iowa	47 71	32	A	South Dakota St.	47 57	73	N	Wyoming	55 40	111	H	Iowa St.	57 53
				42	A	Creighton	78 89	75	H	IUPUI	48 54	163	A	Southern Ill.	53 60
				50	A	UCF	43 53	79	A	Drake	64 81	163	H	Southern Ill.	71 63
								79	H	Drake	67 72	174	A	North Dakota	72 80
								89	A	Kansas St.	72 71	240	A	Omaha	74 78
								99	A	Missouri St.	52 62	253	A	Illinois St.	58 36
								99	H	Missouri St.	52 57	261	A	Indiana St.	56 46
												261	H	Indiana St.	59 53
												270	A	Bradley	51 40
												293	H	Valparaiso	77 56
												300	H	Loyola Chicago	70 41
												349	A	Evansville	85 60
												349	H	Evansville	65 41

LAST 12 Division I GAMES:															
				79	H	Drake	67 72	270	A	Bradley	51 40				
				349	A	Evansville	85 60	79	A	Drake	64 81				
				261	A	Indiana St.	56 46	261	H	Indiana St.	59 53				
				163	H	Southern Ill.	71 63	349	H	Evansville	65 41				
				99	H	Missouri St.	52 57	99	A	Missouri St.	52 62				
				253	A	Illinois St.	58 36	163	A	Southern Ill.	53 60				

Non-Div I Games: Wis.-Parkside 92 62

UNI

UNLV				Through Games Of Feb. 18, 2018																
Average RPI Win:		208	WON-LOST		WINNING		LAST 10		STRENGTH OF		OPP. STRENGTH		TEAM		ADJ.		CONF.		ADJ CONF.	
Average RPI Loss:		77	RECORD		PCT. RANK		GAMES		SCHEDULE		OF SCHEDULE		RPI		RPI		RPI		RPI	
DIV. I ONLY			16- 9		91		8- 2		96		105		93		93		16		16	
DIV. I NON-CONF.			5- 6		187		0- 0		8		66		89		89		13		13	
TOTALS		RPI 1-25		RPI 26-50		W-L RECORDS		RPI 51-100		RPI 101-999		RPI 201+								
16- 9		0- 3		1- 2		OVERALL		1- 1		14- 3		10- 1								
10- 4		0- 1		0- 2		HOME		0- 0		10- 1		6- 0								
6- 3		0- 1		1- 0		AWAY		1- 1		4- 1		4- 0								
0- 2		0- 1		0- 0		NEUTRAL		0- 0		0- 1		0- 1								
5- 6		0- 3		1- 2		NON-CONFERENCE		0- 0		4- 1		2- 1								
4- 3		0- 1		0- 2		HOME		0- 0		4- 0		2- 0								
1- 1		0- 1		1- 0		AWAY		0- 0		0- 0		0- 0								
0- 2		0- 1		0- 0		NEUTRAL		0- 0		0- 1		0- 1								
11- 3		0- 0		0- 0		CONFERENCE		1- 1		10- 2		8- 0								
6- 1		0- 0		0- 0		HOME		0- 0		6- 1		4- 0								
5- 2		0- 0		0- 0		AWAY		1- 1		4- 1		4- 0								
0- 0		0- 0		0- 0		NEUTRAL		0- 0		0- 0		0- 0								

RPI 1-25				RPI 26-50				RPI 51-100				RPI 101+			
RPI	S	Opponent	Score	RPI	S	Opponent	Score	RPI	S	Opponent	Score	RPI	S	Opponent	Score
3	H	Mississippi St.	63 103	31	H	Syracuse	55 69	73	A	Wyoming	56 69	121	H	Colorado St.	56 52
14	A	Stanford	33 74	34	H	Minnesota	72 79	88	A	New Mexico	68 66	126	H	Portland St.	88 80
15	N	Buffalo	53 80	48	A	Gonzaga	52 50					127	H	Fresno St.	72 74
												165	A	Boise St.	60 69
												165	H	Boise St.	77 54
												167	H	UC Irvine	73 54
												208	H	Nevada	77 75
												229	N	UC Riverside	88 95
												239	H	Hofstra	68 52
												244	A	San Diego St.	75 64
												244	H	San Diego St.	73 67
												247	A	San Jose St.	80 53
												247	H	San Jose St.	79 60
												278	H	Grand Canyon	76 47
												296	A	Utah St.	63 54
												306	A	Air Force	67 59
												306	H	Air Force	69 57
LAST 12 Division I GAMES:															
244	H	San Diego St.	73 67	244	A	San Diego St.	75 64								
306	A	Air Force	67 59	127	H	Fresno St.	72 74								
73	A	Wyoming	56 69	121	H	Colorado St.	56 52								
208	H	Nevada	77 75	88	A	New Mexico	68 66								
165	H	Boise St.	77 54	306	H	Air Force	69 57								
247	A	San Jose St.	80 53	296	A	Utah St.	63 54								

Non-Div I Games:

UNLV

Loss,
Non-Conf,
S Site,
H Home
A Away
N Neutral

Average RPI Win:	291	WON-LOST	WINNING	LAST 10	STRENGTH OF	OPP. STRENGTH	TEAM	ADJ.	CONF.	ADJ CONF.
Average RPI Loss:	168	RECORD	PCT. RANK	GAMES	SCHEDULE	OF SCHEDULE	RPI	RPI	RPI	RPI
DIV. I ONLY	7- 17	280	4- 6	197	304	285	285	23	23	
DIV. I NON-CONF.	2- 10	300	0- 0	232	334	333	333	21	21	

TOTALS	RPI 1-25	RPI 26-50	W-L RECORDS	RPI 51-100	RPI 101-999	RPI 201+				
7- 17	0- 0	0- 0	OVERALL	0- 6	7- 11	6- 7				
5- 7	0- 0	0- 0	HOME	0- 2	5- 5	4- 4				
2- 10	0- 0	0- 0	AWAY	0- 4	2- 6	2- 3				
0- 0	0- 0	0- 0	NEUTRAL	0- 0	0- 0	0- 0				
2- 10	0- 0	0- 0	NON-CONFERENCE	0- 2	2- 8	2- 5				
2- 4	0- 0	0- 0	HOME	0- 0	2- 4	2- 3				
0- 6	0- 0	0- 0	AWAY	0- 2	0- 4	0- 2				
0- 0	0- 0	0- 0	NEUTRAL	0- 0	0- 0	0- 0				
5- 7	0- 0	0- 0	CONFERENCE	0- 4	5- 3	4- 2				
3- 3	0- 0	0- 0	HOME	0- 2	3- 1	2- 1				
2- 4	0- 0	0- 0	AWAY	0- 2	2- 2	2- 1				
0- 0	0- 0	0- 0	NEUTRAL	0- 0	0- 0	0- 0				

RPI 1-25				RPI 26-50				RPI 51-100				RPI 101+				Team's RPI: 285
RPI	S	Opponent	Score	RPI	S	Opponent	Score	RPI	S	Opponent	Score	RPI	S	Opponent	Score	
								51	A	FGCU	60 93	152	A	William & Mary	63 83	
								51	H	FGCU	44 88	176	H	Furman	59 80	
								55	A	Oklahoma St.	71 108	184	A	Stetson	61 62	
								76	A	Virginia Tech	56 87	184	H	Stetson	69 64	
								92	A	Jacksonville	49 65	198	A	East Carolina	53 66	
								92	H	Jacksonville	45 71	217	A	Gardner-Webb	39 60	
												223	H	UNC Asheville	70 76	
												240	H	Omaha	66 69	
												252	H	North Florida	61 65	
												258	A	Lipscomb	78 97	
												258	H	Lipscomb	80 64	
												263	A	Campbell	49 69	
												274	H	Presbyterian	69 83	
												301	A	Kennesaw St.	70 64	
												301	H	Kennesaw St.	65 61	
												317	H	South Carolina St.	63 44	
												334	H	N.C. Central	66 61	
												339	A	NJIT	95 57	

LAST 12 Division I GAMES:																
				92	A	Jacksonville	49 65	301	H	Kennesaw St.	65 61					
				184	H	Stetson	69 64	92	H	Jacksonville	45 71					
				51	H	FGCU	44 88	252	H	North Florida	61 65					
				258	H	Lipscomb	80 64	51	A	FGCU	60 93					
				301	A	Kennesaw St.	70 64	184	A	Stetson	61 62					
				258	A	Lipscomb	78 97	339	A	NJIT	95 57					

Non-Div I Games: Brevard 109 39 Converse 71 51 Bob Jones 79 45

USC Upstate

Loss, Non-Conf, S Site, H Home A Away N Neutral

Average RPI Win:	232	WON-LOST	WINNING	LAST 10	STRENGTH OF	OPP. STRENGTH	TEAM	ADJ.	CONF.	ADJ CONF.
Average RPI Loss:	145	RECORD	PCT. RANK	GAMES	SCHEDULE	OF SCHEDULE	RPI	RPI	RPI	RPI
DIV. I ONLY	16- 10	107	8- 2	292	170	160	160	22	22	
DIV. I NON-CONF.	6- 5	153	0- 0	229	55	160	160	23	23	

TOTALS	RPI 1-25	RPI 26-50	W-L RECORDS	RPI 51-100	RPI 101-999	RPI 201+				
16- 10	0- 0	0- 0	OVERALL	0- 4	16- 6	9- 2				
11- 2	0- 0	0- 0	HOME	0- 1	11- 1	5- 0				
5- 8	0- 0	0- 0	AWAY	0- 3	5- 5	4- 2				
0- 0	0- 0	0- 0	NEUTRAL	0- 0	0- 0	0- 0				
6- 5	0- 0	0- 0	NON-CONFERENCE	0- 4	6- 1	3- 0				
5- 1	0- 0	0- 0	HOME	0- 1	5- 0	2- 0				
1- 4	0- 0	0- 0	AWAY	0- 3	1- 1	1- 0				
0- 0	0- 0	0- 0	NEUTRAL	0- 0	0- 0	0- 0				
10- 5	0- 0	0- 0	CONFERENCE	0- 0	10- 5	6- 2				
6- 1	0- 0	0- 0	HOME	0- 0	6- 1	3- 0				
4- 4	0- 0	0- 0	AWAY	0- 0	4- 4	3- 2				
0- 0	0- 0	0- 0	NEUTRAL	0- 0	0- 0	0- 0				

RPI 1-25				RPI 26-50				RPI 51-100				RPI 101+ Team's RPI: 160			
RPI	S	Opponent	Score	RPI	S	Opponent	Score	RPI	S	Opponent	Score	RPI	S	Opponent	Score
								57	H	Houston	58 62	103	A	Little Rock	57 59
								66	A	Georgia Tech	52 80	112	A	Arkansas	57 91
								89	A	Kansas St.	56 70	127	H	Fresno St.	67 54
								95	A	Utah	41 71	133	H	Texas St.	61 59
												141	H	South Ala.	63 76
												155	H	San Francisco	56 54
												168	H	Troy	76 57
												175	A	Louisiana	38 34
												175	H	Louisiana	63 61
												187	H	Oral Roberts	70 46
												197	A	Arkansas St.	80 85
												205	H	SMU	58 55
												256	A	Coastal Caro.	76 89
												256	H	Coastal Caro.	65 63
												272	A	Appalachian St.	64 60
												272	H	Appalachian St.	49 48
												294	A	UTSA	69 68
												309	H	Incarnate Word	61 48
												315	A	Georgia St.	81 76
												329	A	Ga. Southern	68 73
												336	A	La.-Monroe	80 53
												336	H	La.-Monroe	70 61

LAST 12 Division I GAMES:															
				175	A	Louisiana	38 34	315	A	Georgia St.	81 76				
				336	A	La.-Monroe	80 53	336	H	La.-Monroe	70 61				
				133	H	Texas St.	61 59	175	H	Louisiana	63 61				
				256	H	Coastal Caro.	65 63	197	A	Arkansas St.	80 85				
				272	H	Appalachian St.	49 48	103	A	Little Rock	57 59				
				329	A	Ga. Southern	68 73	141	H	South Ala.	63 76				

Non-Div I Games:

UT Arlington

Average RPI Win:	275	WON-LOST	WINNING	LAST 10	STRENGTH OF	OPP. STRENGTH	TEAM	ADJ.	CONF.	ADJ CONF.
Average RPI Loss:	135	RECORD	PCT. RANK	GAMES	SCHEDULE	OF SCHEDULE	RPI	RPI	RPI	RPI
DIV. I ONLY	14- 12	149	9- 1	240	257	191	191	25	25	
DIV. I NON-CONF.	2- 8	290	0- 0	108	80	263	263	27	27	

TOTALS	RPI 1-25	RPI 26-50	W-L RECORDS	RPI 51-100	RPI 101-999	RPI 201+				
14- 12	0- 1	0- 1	OVERALL	0- 2	14- 8	12- 1				
9- 3	0- 0	0- 0	HOME	0- 1	9- 2	8- 0				
5- 7	0- 1	0- 1	AWAY	0- 0	5- 5	4- 1				
0- 2	0- 0	0- 0	NEUTRAL	0- 1	0- 1	0- 0				
2- 8	0- 1	0- 1	NON-CONFERENCE	0- 1	2- 5	2- 0				
2- 1	0- 0	0- 0	HOME	0- 0	2- 1	2- 0				
0- 5	0- 1	0- 1	AWAY	0- 0	0- 3	0- 0				
0- 2	0- 0	0- 0	NEUTRAL	0- 1	0- 1	0- 0				
12- 4	0- 0	0- 0	CONFERENCE	0- 1	12- 3	10- 1				
7- 2	0- 0	0- 0	HOME	0- 1	7- 1	6- 0				
5- 2	0- 0	0- 0	AWAY	0- 0	5- 2	4- 1				
0- 0	0- 0	0- 0	NEUTRAL	0- 0	0- 0	0- 0				

RPI 1-25				RPI 26-50				RPI 51-100				RPI 101+ Team's RPI: 191			
RPI	S	Opponent	Score	RPI	S	Opponent	Score	RPI	S	Opponent	Score	RPI	S	Opponent	Score
4	A	Louisville	56 91	43	A	Purdue	58 60	68	H	Belmont	63 65	114	A	Chattanooga	82 87
								78	N	Saint Mary's (CA)	58 69	153	A	SIUE	70 73
												153	H	SIUE	72 64
												163	A	Southern Ill.	72 84
												173	N	Eastern Wash.	58 61
												179	A	Jacksonville St.	61 57
												190	H	Northwestern	63 71
												197	A	Arkansas St.	73 84
												199	H	Morehead St.	76 81
												211	H	N.C. A&T	76 63
												222	H	Southeast Mo. St.	72 65
												243	A	Austin Peay	62 69
												243	H	Austin Peay	100 66
												297	A	Murray St.	97 80
												297	H	Murray St.	85 67
												304	A	Eastern Ky.	72 54
												304	H	Eastern Ky.	77 49
												307	H	Western Caro.	62 54
												308	A	Tennessee Tech	67 51
												328	H	Tennessee St.	80 68
												346	A	Eastern Ill.	72 44
												346	H	Eastern Ill.	85 57

LAST 12 Division I GAMES:															
346	H	Eastern Ill.	85 57	308	A	Tennessee Tech	67 51								
153	H	SIUE	72 64	179	A	Jacksonville St.	61 57								
222	H	Southeast Mo. St.	72 65	153	A	SIUE	70 73								
304	A	Eastern Ky.	72 54	346	A	Eastern Ill.	72 44								
297	H	Murray St.	85 67	199	H	Morehead St.	76 81								
243	H	Austin Peay	100 66	304	H	Eastern Ky.	77 49								

Non-Div I Games: Rhodes 90 49 Ala.-Huntsville 104 73

UT Martin

Loss,
Non-Conf,
S Site,
H Home
A Away
N Neutral

UTEP		Average RPI Win: 229	WON-LOST RECORD	WINNING PCT. RANK	LAST 10 GAMES	STRENGTH OF SCHEDULE	OPP. STRENGTH OF SCHEDULE	TEAM RPI	ADJ. RPI	CONF. RPI	ADJ CONF. RPI
Average RPI Loss: 174											
DIV. I ONLY	14- 11	137	4- 6	205	260	166	166	18	18		
DIV. I NON-CONF.	9- 4	82	0- 0	213	314	112	112	19	19		

TOTALS	RPI 1-25	RPI 26-50	W-L RECORDS	RPI 51-100	RPI 101-999	RPI 201+					
14- 11	0- 0	0- 0	OVERALL	0- 3	14- 8	10- 4					
7- 4	0- 0	0- 0	HOME	0- 2	7- 2	5- 0					
5- 7	0- 0	0- 0	AWAY	0- 1	5- 6	5- 4					
2- 0	0- 0	0- 0	NEUTRAL	0- 0	2- 0	0- 0					
9- 4	0- 0	0- 0	NON-CONFERENCE	0- 1	9- 3	6- 1					
5- 1	0- 0	0- 0	HOME	0- 1	5- 0	4- 0					
2- 3	0- 0	0- 0	AWAY	0- 0	2- 3	2- 1					
2- 0	0- 0	0- 0	NEUTRAL	0- 0	2- 0	0- 0					
5- 7	0- 0	0- 0	CONFERENCE	0- 2	5- 5	4- 3					
2- 3	0- 0	0- 0	HOME	0- 1	2- 2	1- 0					
3- 4	0- 0	0- 0	AWAY	0- 1	3- 3	3- 3					
0- 0	0- 0	0- 0	NEUTRAL	0- 0	0- 0	0- 0					

RPI 1-25				RPI 26-50				RPI 51-100				RPI 101+ Team's RPI: 166			
RPI	S	Opponent	Score	RPI	S	Opponent	Score	RPI	S	Opponent	Score	RPI	S	Opponent	Score
								80	H	UAB	64 84	112	H	Arkansas	64 61
								88	H	New Mexico	35 59	113	A	Tulane	56 67
								94	A	Rice	42 56	116	H	Middle Tenn.	45 54
												139	H	Charlotte	67 58
												145	N	Samford	46 33
												164	H	Louisiana Tech	62 65
												197	A	Arkansas St.	73 76
												198	N	East Carolina	93 79
												214	H	CSU Bakersfield	67 56
												216	A	North Texas	50 48
												229	A	UC Riverside	73 62
												232	A	New Mexico St.	68 76
												233	H	Texas Southern	65 55
												236	H	A&M-Corpus Christi	69 49
												237	A	Fla. Atlantic	66 72
												237	H	Fla. Atlantic	75 70
												277	A	Old Dominion	52 56
												294	A	UTSA	66 53
												302	A	FIU	77 76
												318	A	Marshall	64 66
												325	H	Houston Baptist	69 62
												326	A	Cal St. Fullerton	92 91
LAST 12 Division I GAMES:															
277	A	Old Dominion	52 56	94	A	Rice	42 56								
318	A	Marshall	64 66	237	H	Fla. Atlantic	75 70								
164	H	Louisiana Tech	62 65	116	H	Middle Tenn.	45 54								
294	A	UTSA	66 53	139	H	Charlotte	67 58								
80	H	UAB	64 84	237	A	Fla. Atlantic	66 72								
216	A	North Texas	50 48	302	A	FIU	77 76								

Non-Div I Games:

UTEP

Loss,
Non-Conf,
S Site,
H Home
A Away
N Neutral

Average RPI Win: 287
Average RPI Loss: 215

WON-LOST
RECORD

WINNING
PCT. RANK

LAST 10
GAMES

STRENGTH OF
SCHEDULE

OPP. STRENGTH
OF SCHEDULE

TEAM
RPI

ADJ.
RPI

CONF.
RPI

ADJ CONF.
RPI

DIV. I ONLY	10- 13	215	3- 7	338	335	312	312	31	31
DIV. I NON-CONF.	7- 5	132	0- 1	322	274	233	233	31	31
<hr/>									
TOTALS	RPI 1-25	RPI 26-50	W-L RECORDS	RPI 51-100	RPI 101-999	RPI 201+			
10- 13	0- 0	0- 1	OVERALL	0- 1	10- 11	10- 10			
9- 5	0- 0	0- 1	HOME	0- 0	9- 4	9- 4			
1- 8	0- 0	0- 0	AWAY	0- 1	1- 7	1- 6			
0- 0	0- 0	0- 0	NEUTRAL	0- 0	0- 0	0- 0			
7- 5	0- 0	0- 1	NON-CONFERENCE	0- 1	7- 3	7- 2			
6- 1	0- 0	0- 1	HOME	0- 0	6- 0	6- 0			
1- 4	0- 0	0- 0	AWAY	0- 1	1- 3	1- 2			
0- 0	0- 0	0- 0	NEUTRAL	0- 0	0- 0	0- 0			
3- 8	0- 0	0- 0	CONFERENCE	0- 0	3- 8	3- 8			
3- 4	0- 0	0- 0	HOME	0- 0	3- 4	3- 4			
0- 4	0- 0	0- 0	AWAY	0- 0	0- 4	0- 4			
0- 0	0- 0	0- 0	NEUTRAL	0- 0	0- 0	0- 0			

RPI 1-25	RPI 26-50	RPI 51-100	RPI 101+	Team's RPI: 312
RPI S Opponent Score	RPI S Opponent Score	RPI S Opponent Score	RPI S Opponent Score	RPI S Opponent Score
	49 H Southern Cal i forn i a 64 71	55 A Okl ahoma St. 38 80	182 A Wi sconsi n 54 82	
			214 A CSU Bakersfi el d 30 71	
			214 H CSU Bakersfi el d 64 67	
			220 A Seattle U 56 64	
			220 H Seattle U 69 67	
			227 A Texas Tech 64 80	
			232 H New Mexico St. 77 79	
			236 A A&M-Corpus Christi 41 71	
			236 H A&M-Corpus Christi 56 53	
			262 H Prai rie View 78 62	
			276 A North Dakota St. 82 79	
			278 A Grand Canyon 58 59	
			278 H Grand Canyon 59 65	
			281 H Massachusetts 67 59	
			282 H UMKC 52 54	
			292 H Cani si us 63 46	
			294 H UTSA 70 58	
			327 A Utah Valley 60 69	
			327 H Utah Valley 71 64	
			340 H Florida A&M 51 38	
			345 H Chi cago St. 81 44	
LAST 12 Di vi si on I GAMES:				
	327 H Utah Valley 71 64	220 A Seattle U 56 64		
	220 H Seattle U 69 67	327 A Utah Valley 60 69		
	214 A CSU Bakersfi el d 30 71	278 H Grand Canyon 59 65		
	278 A Grand Canyon 58 59	214 H CSU Bakersfi el d 64 67		
	232 H New Mexico St. 77 79	282 H UMKC 52 54		
	345 H Chi cago St. 81 44	49 H Southern Cal i forn i a 64 71		

Non-Di v I Games: Texas Lutheran 78 43 Concordi a (TX) 67 49 Tri ni ty (TX) 62 57

UTRGV

Loss, Non-Conf, S Site, H Home A Away N Neutral

Average RPI Win:	290	WON-LOST	WINNING	LAST 10	STRENGTH OF	OPP. STRENGTH	TEAM	ADJ.	CONF.	ADJ CONF.
Average RPI Loss:	162	RECORD	PCT. RANK	GAMES	SCHEDULE	OF SCHEDULE	RPI	RPI	RPI	RPI
DIV. I ONLY	5- 18	309	4- 6	193	220	294	294	18	18	
DIV. I NON-CONF.	1- 9	318	0- 0	194	278	315	315	19	19	

TOTALS	RPI 1-25	RPI 26-50	W-L RECORDS	RPI 51-100	RPI 101-999	RPI 201+				
5- 18	0- 1	0- 2	OVERALL	0- 1	5- 14	5- 5				
3- 6	0- 0	0- 0	HOME	0- 0	3- 6	3- 1				
1- 12	0- 1	0- 2	AWAY	0- 1	1- 8	1- 4				
1- 0	0- 0	0- 0	NEUTRAL	0- 0	1- 0	1- 0				
1- 9	0- 1	0- 1	NON-CONFERENCE	0- 0	1- 7	1- 2				
0- 3	0- 0	0- 0	HOME	0- 0	0- 3	0- 0				
0- 6	0- 1	0- 1	AWAY	0- 0	0- 4	0- 2				
1- 0	0- 0	0- 0	NEUTRAL	0- 0	1- 0	1- 0				
4- 9	0- 0	0- 1	CONFERENCE	0- 1	4- 7	4- 3				
3- 3	0- 0	0- 0	HOME	0- 0	3- 3	3- 1				
1- 6	0- 0	0- 1	AWAY	0- 1	1- 4	1- 2				
0- 0	0- 0	0- 0	NEUTRAL	0- 0	0- 0	0- 0				

RPI 1-25				RPI 26-50				RPI 51-100				RPI 101+				Team's RPI: 294
RPI	S	Opponent	Score	RPI	S	Opponent	Score	RPI	S	Opponent	Score	RPI	S	Opponent	Score	
10	A	Texas	70 120	41	A	Arizona St.	42 74	94	A	Rice	52 83	116	H	Middle Tenn.	47 62	
				46	A	Western Ky.	38 73					131	H	Northern Ill.	55 69	
												133	A	Texas St.	38 91	
												139	A	Charlotte	75 88	
												160	H	UT Arlington	68 69	
												164	A	Louisiana Tech	55 63	
												166	H	UTEP	53 66	
												174	H	North Dakota	47 60	
												188	A	San Diego	69 78	
												204	A	Southern Miss.	60 83	
												216	H	North Texas	70 58	
												237	H	Fla. Atlantic	65 99	
												277	A	Old Dominion	63 69	
												277	H	Old Dominion	64 56	
												302	H	FIU	69 66	
												312	A	UTRGV	58 70	
												318	A	Marshall	72 59	
												326	A	Cal St. Fullerton	46 55	
												338	N	Mississippi Val.	68 55	

LAST 12 Division I GAMES:																
302	H	FIU	69 66	237	H	Fla. Atlantic	65 99									
139	A	Charlotte	75 88	277	A	Old Dominion	63 69									
318	A	Marshall	72 59	46	A	Western Ky.	38 73									
166	H	UTEP	53 66	277	H	Old Dominion	64 56									
216	H	North Texas	70 58	116	H	Middle Tenn.	47 62									
204	A	Southern Miss.	60 83	94	A	Rice	52 83									

Non-Div I Games: Sul Ross St. 97 47 Tex. A&M-Commerce 60 69

UTSA

Average RPI Win:	176	WON-LOST	WINNING	LAST 10	STRENGTH OF	OPP. STRENGTH	TEAM	ADJ.	CONF.	ADJ CONF.
Average RPI Loss:	56	RECORD	PCT. RANK	GAMES	SCHEDULE	OF SCHEDULE	RPI	RPI	RPI	RPI
DIV. I ONLY	17- 10	98	5- 5	130	54	95	95	5	5	
DIV. I NON-CONF.	9- 2	33	0- 0	186	137	49	49	3	3	

TOTALS	RPI 1-25	RPI 26-50	W-L RECORDS	RPI 51-100	RPI 101-999	RPI 201+				
17- 10	0- 3	2- 4	OVERALL	3- 1	12- 2	6- 0				
10- 6	0- 2	1- 3	HOME	2- 0	7- 1	4- 0				
7- 4	0- 1	1- 1	AWAY	1- 1	5- 1	2- 0				
0- 0	0- 0	0- 0	NEUTRAL	0- 0	0- 0	0- 0				
9- 2	0- 0	1- 0	NON-CONFERENCE	1- 1	7- 1	4- 0				
7- 0	0- 0	1- 0	HOME	1- 0	5- 0	3- 0				
2- 2	0- 0	0- 0	AWAY	0- 1	2- 1	1- 0				
0- 0	0- 0	0- 0	NEUTRAL	0- 0	0- 0	0- 0				
8- 8	0- 3	1- 4	CONFERENCE	2- 0	5- 1	2- 0				
3- 6	0- 2	0- 3	HOME	1- 0	2- 1	1- 0				
5- 2	0- 1	1- 1	AWAY	1- 0	3- 0	1- 0				
0- 0	0- 0	0- 0	NEUTRAL	0- 0	0- 0	0- 0				

RPI	S	Opponent	Score	RPI	S	Opponent	Score	RPI	S	Opponent	Score	RPI	S	Opponent	Score
8	H	Oregon	68 84	36	A	Cal i forn i a	73 84	78	H	Saint Mary's (CA)	74 63	140	A	BYU	68 77
9	H	UCLA	74 81	39	H	Oregon St.	58 69	81	A	Al abama	60 65	146	A	Col orado	78 74
14	A	Stanford	49 70	41	A	Ari zona St.	58 56	98	A	Washi ngton St.	81 79	146	H	Col orado	65 69
				41	H	Ari zona St.	81 83	98	H	Washi ngton St.	54 50	160	H	UT Ar l ington	71 41
				43	H	Purdue	81 68					169	A	Weber St.	85 58
				49	H	Southern Cal i forn i a	47 58					185	A	Washi ngton	74 65

LAST 12 Di v i s i o n I GAMES:															
185	H	Washington	81 46	8	H	Oregon	68 84	39	H	Oregon St.	58 69	280	A	Ari zona	80 56
98	H	Washington St.	54 50	36	A	Cal i forn i a	73 84	41	A	Ari zona St.	58 56	280	H	Ari zona	89 55
146	A	Col orado	78 74	14	A	Stanford	49 70	49	H	Southern Cal i forn i a	47 58	296	A	Utah St.	79 44
146	H	Col orado	65 69	146	H	Col orado	65 69	9	H	UCLA	74 81	309	H	Incarnate Word	90 31

Non-Di v I Games:

Utah

Average RPI Win: 180

Average RPI Loss: 168

WON-LOST
RECORDWINNING
PCT. RANKLAST 10
GAMESSTRENGTH OF
SCHEDULEOPP. STRENGTH
OF SCHEDULETEAM
RPIADJ.
RPICONF.
RPIADJ CONF.
RPIDIV. I ONLY
DIV. I NON-CONF.4- 21
1- 9322
3182- 8
0- 0137
211209
328296
319296
31916
1316
13

TOTALS

RPI 1-25

RPI 26-50

W-L RECORDS

RPI 51-100

RPI 101-999

RPI 201+

4- 21

0- 0

0- 1

OVERALL

0- 6

4- 14

2- 7

3- 7

0- 0

0- 0

HOME

0- 4

3- 3

2- 1

1- 12

0- 0

0- 0

AWAY

0- 2

1- 10

0- 5

0- 2

0- 0

0- 1

NEUTRAL

0- 0

0- 1

0- 1

1- 9

0- 0

0- 1

NON-CONFERENCE

0- 1

1- 7

0- 4

0- 3

0- 0

0- 0

HOME

0- 1

0- 2

0- 1

1- 4

0- 0

0- 0

AWAY

0- 0

1- 4

0- 2

0- 2

0- 0

0- 1

NEUTRAL

0- 0

0- 1

0- 1

3- 12

0- 0

0- 0

CONFERENCE

0- 5

3- 7

2- 3

3- 4

0- 0

0- 0

HOME

0- 3

3- 1

2- 0

0- 8

0- 0

0- 0

AWAY

0- 2

0- 6

0- 3

0- 0

0- 0

0- 0

NEUTRAL

0- 0

0- 0

0- 0

RPI 1-25

RPI 26-50

RPI 51-100

RPI 101+

Team's RPI: 296

RPI S Opponent Score

RPI S Opponent Score

RPI S Opponent Score

RPI S Opponent Score

39 N Oregon St. 55 94

73 A Wyoming 44 61

121 A Colorado St. 45 56

73 H Wyoming 46 64

127 A Fresno St. 56 57

88 A New Mexico 47 80

127 H Fresno St. 60 52

88 H New Mexico 50 74

140 A BYU 76 69

93 H UNLV 54 63

143 A Idaho St. 44 64

95 H Utah 44 79

165 A Boise St. 60 68

165 H Boise St. 42 64

167 A UC Irvine 84 87

171 H Denver 72 74

208 A Nevada 78 85

208 H Nevada 79 57

234 N Montana St. 52 64

244 H San Diego St. 62 58

247 A San Jose St. 66 79

280 H Arizona 49 65

306 A Air Force 50 57

321 A Southern Utah 67 70

327 A Utah Valley 43 61

LAST 12 Division I GAMES:

208 A Nevada 78 85

306 A Air Force 50 57

88 H New Mexico 50 74

73 A Wyoming 44 61

165 A Boise St. 60 68

165 H Boise St. 42 64

73 H Wyoming 46 64

208 H Nevada 79 57

88 A New Mexico 47 80

121 A Colorado St. 45 56

127 H Fresno St. 60 52

93 H UNLV 54 63

Utah St.

Average RPI Win:	288	WON-LOST	WINNING	LAST 10	STRENGTH OF	OPP. STRENGTH	TEAM	ADJ.	CONF.	ADJ CONF.
Average RPI Loss:	221	RECORD	PCT. RANK	GAMES	SCHEDULE	OF SCHEDULE	RPI	RPI	RPI	RPI
DIV. I ONLY	8- 16	259	4- 6	344	305	327	327	31	31	
DIV. I NON-CONF.	4- 9	249	0- 1	319	270	330	330	31	31	

TOTALS	RPI 1-25	RPI 26-50	W-L RECORDS	RPI 51-100	RPI 101-999	RPI 201+				
8- 16	0- 0	0- 1	OVERALL	0- 0	8- 15	7- 10				
6- 5	0- 0	0- 0	HOME	0- 0	6- 5	5- 4				
2- 11	0- 0	0- 0	AWAY	0- 0	2- 1	2- 1				
0- 0	0- 0	0- 0	NEUTRAL	0- 0	0- 0	0- 0				
4- 9	0- 0	0- 1	NON-CONFERENCE	0- 0	4- 8	3- 3				
4- 2	0- 0	0- 0	HOME	0- 0	4- 2	3- 1				
0- 7	0- 0	0- 1	AWAY	0- 0	0- 6	0- 2				
0- 0	0- 0	0- 0	NEUTRAL	0- 0	0- 0	0- 0				
4- 7	0- 0	0- 0	CONFERENCE	0- 0	4- 7	4- 7				
2- 3	0- 0	0- 0	HOME	0- 0	2- 3	2- 3				
2- 4	0- 0	0- 0	AWAY	0- 0	2- 4	2- 4				
0- 0	0- 0	0- 0	NEUTRAL	0- 0	0- 0	0- 0				

RPI 1-25				RPI 26-50				RPI 51-100				RPI 101+ Team's RPI: 327			
RPI	S	Opponent	Score	RPI	S	Opponent	Score	RPI	S	Opponent	Score	RPI	S	Opponent	Score
				39	A	Oregon St.	41 98					140	A	BYU	54 75
												143	H	Idaho St.	58 70
												158	H	Cal Poly	89 70
												169	A	Weber St.	57 75
												171	A	Denver	53 72
												173	A	Eastern Wash.	41 61
												214	A	CSU Bakersfield	58 63
												220	H	Seattle U	75 77
												230	A	Pepperdine	44 71
												232	A	New Mexico St.	51 59
												232	H	New Mexico St.	72 82
												278	A	Grand Canyon	61 81
												282	A	UMKC	66 59
												282	H	UMKC	68 65
												296	H	Utah St.	61 43
												306	H	Air Force	59 56
												312	A	UTRGV	64 71
												312	H	UTRGV	69 60
												316	A	Portland	64 71
												321	H	Southern Utah	69 61
												326	H	Cal St. Fullerton	36 73
												345	A	Chicago St.	68 30
												345	H	Chicago St.	74 84
LAST 12 Division I GAMES:															
				312	A	UTRGV	64 71					232	H	New Mexico St.	72 82
				232	A	New Mexico St.	51 59					312	H	UTRGV	69 60
				282	H	UMKC	68 65					345	A	Chicago St.	68 30
				345	H	Chicago St.	74 84					282	A	UMKC	66 59
				220	H	Seattle U	75 77					214	A	CSU Bakersfield	58 63
				278	A	Grand Canyon	61 81					171	A	Denver	53 72

Non-Div I Games: Antelope Valley 78 54 Dixie St. 72 63

Utah Valley

Loss, Non-Conf, S Site, H Home A Away N Neutral

Average RPI Win:	271	WON-LOST	WINNING	LAST 10	STRENGTH OF	OPP. STRENGTH	TEAM	ADJ.	CONF.	ADJ CONF.
Average RPI Loss:	147	RECORD	PCT. RANK	GAMES	SCHEDULE	OF SCHEDULE	RPI	RPI	RPI	RPI
DIV. I ONLY	6- 20	305	2- 8	157	201	284	284	12	12	
DIV. I NON-CONF.	3- 9	280	0- 0	241	284	294	294	10	10	

TOTALS	RPI 1-25	RPI 26-50	W-L RECORDS	RPI 51-100	RPI 101-999	RPI 201+				
6- 20	0- 0	0- 2	OVERALL	0- 6	6- 12	5- 6				
4- 7	0- 0	0- 0	HOME	0- 3	4- 4	3- 1				
1- 11	0- 0	0- 0	AWAY	0- 0	1- 0	1- 0				
1- 2	0- 0	0- 0	NEUTRAL	0- 2	1- 0	1- 0				
3- 9	0- 0	0- 1	NON-CONFERENCE	0- 2	3- 6	3- 4				
2- 2	0- 0	0- 0	HOME	0- 0	2- 2	2- 1				
0- 5	0- 0	0- 1	AWAY	0- 0	0- 4	0- 3				
1- 2	0- 0	0- 0	NEUTRAL	0- 2	1- 0	1- 0				
3- 11	0- 0	0- 1	CONFERENCE	0- 4	3- 6	2- 2				
2- 5	0- 0	0- 0	HOME	0- 3	2- 2	1- 0				
1- 6	0- 0	0- 1	AWAY	0- 1	1- 4	1- 2				
0- 0	0- 0	0- 0	NEUTRAL	0- 0	0- 0	0- 0				

RPI	S	Opponent	Score	RPI	S	Opponent	Score	RPI	S	Opponent	Score	RPI	S	Opponent	Score	Team's RPI: 284
33	A	Dayton	64 74	61	N	Mercer	54 70	105	H	George Mason	42 65	201	A	Richmond	54 59	
34	A	Minnesota	63 108	62	A	Duquesne	71 80	115	H	Georgetown	59 71	105	H	Richmond	68 77	
				62	H	Duquesne	51 70	149	A	Radford	62 79	215	H	Norfolk St.	52 66	
				70	H	Fordham	54 64	151	A	Saint Joseph's	41 79	226	A	UNCG	61 74	
				74	N	Penn	52 82	151	H	Saint Joseph's	56 54	235	A	La Salle	57 62	
				91	H	George Washington	39 61	201	A	Richmond	54 59	255	H	St. Bonaventure	77 75	
								201	H	Richmond	68 77	260	A	UNCW	67 83	
								215	H	Norfolk St.	52 66	277	H	Old Dominion	68 39	
								226	A	UNCG	61 74	281	A	Massachusetts	75 79	
								235	A	La Salle	57 62	299	H	Coppin St.	62 47	
								255	H	St. Bonaventure	77 75	315	A	Georgia St.	56 61	
								260	A	UNCW	67 83	322	N	Long Beach St.	69 59	
								277	H	Old Dominion	68 39	324	A	Rhode Island	61 49	
								281	A	Massachusetts	75 79					
								299	H	Coppin St.	62 47					
								315	A	Georgia St.	56 61					
								322	N	Long Beach St.	69 59					
								324	A	Rhode Island	61 49					

LAST 12 Division I GAMES:																
201	A	Richmond	54 59	201	H	Richmond	68 77	235	A	La Salle	57 62	281	A	Massachusetts	75 79	
105	H	George Mason	42 65	235	A	La Salle	57 62	281	A	Massachusetts	75 79	70	H	Fordham	54 64	
255	H	St. Bonaventure	77 75	281	A	Massachusetts	75 79	70	H	Fordham	54 64	324	A	Rhode Island	61 49	
62	A	Duquesne	71 80	70	H	Fordham	54 64	324	A	Rhode Island	61 49	62	H	Duquesne	51 70	
33	A	Dayton	64 74	62	H	Duquesne	51 70									
151	H	Saint Joseph's	56 54													

Non-Div I Games:

VCU

Average RPI Win:	317	WON-LOST	WINNING	LAST 10	STRENGTH OF	OPP. STRENGTH	TEAM	ADJ.	CONF.	ADJ CONF.
Average RPI Loss:	159	RECORD	PCT. RANK	GAMES	SCHEDULE	OF SCHEDULE	RPI	RPI	RPI	RPI
DIV. I ONLY	9- 14	235	3- 7	339	255	293	293	24	24	
DIV. I NON-CONF.	5- 4	146	0- 0	341	267	236	236	22	22	

TOTALS	RPI 1-25	RPI 26-50	W-L RECORDS	RPI 51-100	RPI 101-999	RPI 201+				
9- 14	0- 0	0- 1	OVERALL	0- 5	9- 8	9- 5				
6- 4	0- 0	0- 0	HOME	0- 1	6- 3	6- 2				
3- 10	0- 0	0- 0	AWAY	0- 0	3- 0	3- 0				
0- 0	0- 0	0- 0	NEUTRAL	0- 0	0- 0	0- 0				
5- 4	0- 0	0- 1	NON-CONFERENCE	0- 2	5- 1	5- 1				
3- 0	0- 0	0- 0	HOME	0- 0	3- 0	3- 0				
2- 4	0- 0	0- 1	AWAY	0- 2	2- 1	2- 1				
0- 0	0- 0	0- 0	NEUTRAL	0- 0	0- 0	0- 0				
4- 10	0- 0	0- 0	CONFERENCE	0- 3	4- 7	4- 4				
3- 4	0- 0	0- 0	HOME	0- 1	3- 3	3- 2				
1- 6	0- 0	0- 0	AWAY	0- 2	1- 4	1- 2				
0- 0	0- 0	0- 0	NEUTRAL	0- 0	0- 0	0- 0				

RPI	S	Opponent	Score	RPI	S	Opponent	Score	RPI	S	Opponent	Score	RPI	S	Opponent	Score	Team's RPI: 293
43	A	Purdue	49 95	79	A	Drake	50 86	147	A	UNI	56 77	163	A	Southern Ill.	63 74	
				85	A	Liberty	40 61	163	H	Southern Ill.	86 88	213	A	Bowling Green	77 90	
				87	A	Miami (OH)	68 77	253	A	Illinois St.	55 63	253	H	Illinois St.	56 50	
				99	A	Missouri St.	60 83	261	H	Indiana St.	54 67	270	A	Bradley	58 69	
				99	H	Missouri St.	60 66	270	H	Bradley	69 88	278	H	Grand Canyon	80 75	
								300	A	Loyola Chicago	63 53	300	H	Loyola Chicago	76 60	
								331	H	Fort Wayne	68 50	345	H	Chicago St.	71 60	
								346	A	Eastern Ill.	76 67	347	A	Longwood	81 68	
								349	H	Evansville	101 59					
LAST 12 Division I GAMES:																
99	H	Missouri St.	60 66	349	H	Evansville	101 59									
163	H	Southern Ill.	86 88	163	A	Southern Ill.	63 74									
300	A	Loyola Chicago	63 53	99	A	Missouri St.	60 83									
253	A	Illinois St.	55 63	300	H	Loyola Chicago	76 60									
270	A	Bradley	58 69	270	H	Bradley	69 88									
261	H	Indiana St.	54 67	253	H	Illinois St.	56 50									

Non-Div I Games: Ind.-Northwest 99 59 Ind.-Kokomo 81 47

Valparaiso

Average RPI Win: 136	WON-LOST RECORD	WINNING PCT. RANK	LAST 10 GAMES	STRENGTH OF SCHEDULE	OPP. STRENGTH OF SCHEDULE	TEAM RPI	ADJ. RPI	CONF. RPI	ADJ CONF. RPI
Average RPI Loss: 59									
DIV. I ONLY	6- 22	311	2- 8	7	10	134	134	2	2
DIV. I NON-CONF.	4- 10	267	0- 0	25	19	149	149	2	2

TOTALS	RPI 1-25	RPI 26-50	W-L RECORDS	RPI 51-100	RPI 101-999	RPI 201+			
6- 22	0- 8	0- 6	OVERALL	2- 2	4- 6	1- 0			
3- 11	0- 6	0- 2	HOME	1- 1	2- 2	1- 0			
3- 9	0- 2	0- 3	AWAY	1- 1	2- 3	0- 0			
0- 2	0- 0	0- 1	NEUTRAL	0- 0	0- 1	0- 0			
4- 10	0- 2	0- 3	NON-CONFERENCE	1- 1	3- 4	1- 0			
2- 5	0- 1	0- 1	HOME	0- 1	2- 2	1- 0			
2- 3	0- 1	0- 1	AWAY	1- 0	1- 1	0- 0			
0- 2	0- 0	0- 1	NEUTRAL	0- 0	0- 1	0- 0			
2- 12	0- 6	0- 3	CONFERENCE	1- 1	1- 2	0- 0			
1- 6	0- 5	0- 1	HOME	1- 0	0- 0	0- 0			
1- 6	0- 1	0- 2	AWAY	0- 1	1- 2	0- 0			
0- 0	0- 0	0- 0	NEUTRAL	0- 0	0- 0	0- 0			

RPI 1-25				RPI 26-50				RPI 51-100				RPI 101+ Team's RPI: 134			
RPI	S	Opponent	Score	RPI	S	Opponent	Score	RPI	S	Opponent	Score	RPI	S	Opponent	Score
3	H	Mississippi St.	50 95	26	A	LSU	65 85	68	H	Belmont	74 111	106	A	Auburn	60 63
4	A	Louisville	57 79	27	A	Central Mich.	75 92	81	A	Alabama	75 77	111	H	Iowa St.	77 74
11	A	Tennessee	73 86	29	A	Georgia	55 67	91	A	George Washington	69 59	113	A	Tulane	59 71
11	H	Tennessee	64 74	29	H	Georgia	52 81	96	H	Kentucky	70 55	116	H	Middle Tenn.	54 65
13	H	Missouri	70 81	31	N	Syracuse	78 84					122	A	Saint Louis	74 69
16	H	South Carolina	82 95	40	H	Ball St.	79 88					138	A	Ole Miss	75 72
18	H	NC State	72 83									159	A	Florida	71 88
21	H	Texas A&M	67 91									182	N	Wisconsin	71 73
												196	H	Memphis	60 71
												258	H	Lipscomb	92 82

LAST 12 Division I GAMES:															
159	A	Florida	71 88	21	H	Texas A&M	67 91	81	A	Alabama	75 77				
3	H	Mississippi St.	50 95	16	H	South Carolina	82 95	96	H	Kentucky	70 55				
106	A	Auburn	60 63	11	H	Tennessee	64 74	13	H	Missouri	70 81				
29	A	Georgia	55 67	138	A	Ole Miss	75 72	11	A	Tennessee	73 86				

Non-Div I Games:

Vanderbilt

Average RPI Win: 232	WON-LOST RECORD	WINNING PCT. RANK	LAST 10 GAMES	STRENGTH OF SCHEDULE	OPP. STRENGTH OF SCHEDULE	TEAM RPI	ADJ. RPI	CONF. RPI	ADJ CONF. RPI
Average RPI Loss: 173									
DIV. I ONLY	7- 19	288	3- 7	204	221	290	290	20	20
DIV. I NON-CONF.	2- 10	300	0- 0	243	150	327	327	24	24

TOTALS	RPI 1-25	RPI 26-50	W-L RECORDS	RPI 51-100	RPI 101-999	RPI 201+			
7- 19	0- 0	0- 1	OVERALL	1- 5	6- 13	4- 6			
5- 8	0- 0	0- 0	HOME	1- 2	4- 6	3- 2			
2- 11	0- 0	0- 0	AWAY	0- 0	2- 0	1- 0			
0- 0	0- 0	0- 0	NEUTRAL	0- 0	0- 0	0- 0			
2- 10	0- 0	0- 1	NON-CONFERENCE	0- 3	2- 6	2- 4			
2- 5	0- 0	0- 0	HOME	0- 2	2- 3	2- 1			
0- 5	0- 0	0- 1	AWAY	0- 1	0- 3	0- 3			
0- 0	0- 0	0- 0	NEUTRAL	0- 0	0- 0	0- 0			
5- 9	0- 0	0- 0	CONFERENCE	1- 2	4- 7	2- 2			
3- 3	0- 0	0- 0	HOME	1- 0	2- 3	1- 1			
2- 6	0- 0	0- 0	AWAY	0- 2	2- 4	1- 1			
0- 0	0- 0	0- 0	NEUTRAL	0- 0	0- 0	0- 0			

RPI S Opponent	Score	RPI S Opponent	Score	RPI S Opponent	Score	RPI S Opponent	Score
		44 A Miami (FL)	49 73	56 H American	62 64	144 H Northeastern	66 71
				71 H James Madison	56 68	150 A Binghamton	38 52
				82 A Maine	55 64	150 H Binghamton	48 62
				84 A Albany (NY)	55 67	156 A Hartford	52 91
				84 H Albany (NY)	62 57	156 H Hartford	53 47
				90 A Dartmouth	56 66	182 A New Hampshire	58 53
						182 H New Hampshire	49 52
						186 A Stony Brook	57 80
						195 H Boston U.	41 57
						212 H Col umbi a	66 73
						245 A Holy Cross	53 64
						249 H Howard	88 65
						275 A Rider	49 64
						286 H Central Conn. St.	62 48
						302 A FIU	70 80
						320 A UMBC	72 58
						320 H UMBC	51 52
						344 A UMass Lowell	60 65
						344 H UMass Lowell	63 55
LAST 12 Division I GAMES:							
156 A Hartford	52 91	150 H Binghamton	48 62				
150 A Binghamton	38 52	84 A Albany (NY)	55 67				
344 A UMass Lowell	60 65	156 H Hartford	53 47				
84 H Albany (NY)	62 57	182 H New Hampshire	49 52				
182 A New Hampshire	58 53	82 A Maine	55 64				
320 H UMBC	51 52	186 A Stony Brook	57 80				

Non-Div I Games: Norwich 75 31

Vermont

Average RPI Win: 131	WON-LOST RECORD	WINNING PCT. RANK	LAST 10 GAMES	STRENGTH OF SCHEDULE	OPP. STRENGTH OF SCHEDULE	TEAM RPI	ADJ. RPI	CONF. RPI	ADJ CONF. RPI
Average RPI Loss: 51									
DIV. I ONLY	20- 7	49	6- 4	38	66	24	24	6	6
DIV. I NON-CONF.	10- 1	15	0- 1	23	129	10	10	6	6

TOTALS	RPI 1-25	RPI 26-50	W-L RECORDS	RPI 51-100	RPI 101-999	RPI 201+			
20- 7	1- 0	2- 4	OVERALL	3- 2	14- 1	5- 0			
7- 3	1- 0	1- 1	HOME	1- 1	4- 1	1- 0			
10- 4	0- 0	1- 3	AWAY	0- 1	9- 0	4- 0			
3- 0	0- 0	0- 0	NEUTRAL	2- 0	1- 0	0- 0			
10- 1	1- 0	1- 0	NON-CONFERENCE	2- 1	6- 0	2- 0			
2- 1	1- 0	0- 0	HOME	0- 1	1- 0	0- 0			
5- 0	0- 0	1- 0	AWAY	0- 0	4- 0	2- 0			
3- 0	0- 0	0- 0	NEUTRAL	2- 0	1- 0	0- 0			
10- 6	0- 0	1- 4	CONFERENCE	1- 1	8- 1	3- 0			
5- 2	0- 0	1- 1	HOME	1- 0	3- 1	1- 0			
5- 4	0- 0	0- 3	AWAY	0- 1	5- 0	2- 0			
0- 0	0- 0	0- 0	NEUTRAL	0- 0	0- 0	0- 0			

RPI	S	Opponent	Score	RPI	S	Opponent	Score	RPI	S	Opponent	Score	RPI	S	Opponent	Score
17	H	Duke	64 55	28	A	DePaul	66 71	54	A	St. John's (NY)	64 70	101	A	Seton Hall	67 59
				28	H	DePaul	84 58	54	H	St. John's (NY)	69 52	101	H	Seton Hall	59 53
				30	A	Marquette	69 90	56	N	American	65 60	102	A	Butler	69 67
				30	H	Marquette	57 67	71	N	James Madison	60 57	102	H	Butler	53 76
				37	A	Princeton	62 59	74	H	Penn	77 79	115	A	Georgetown	60 58
				42	A	Creighton	54 69					115	H	Georgetown	68 67
												151	H	Saint Joseph's	79 44
												156	A	Hartford	71 53
												181	A	Temple	69 65
												191	N	Lehigh	62 42
												209	A	Providence	63 55
												219	A	Xavier	89 50
												219	H	Xavier	75 57
												235	A	La Salle	76 49
												257	A	Fairfield	73 44
LAST 12 Division I GAMES:															
				28	A	DePaul	66 71	219	A	Xavier	89 50				
				30	A	Marquette	69 90	30	H	Marquette	57 67				
				101	H	Seton Hall	59 53	28	H	DePaul	84 58				
				54	H	St. John's (NY)	69 52	74	H	Penn	77 79				
				115	H	Georgetown	68 67	54	A	St. John's (NY)	64 70				
				102	A	Butler	69 67	101	A	Seton Hall	67 59				

Average RPI Win:	129	WON-LOST	WINNING	LAST 10	STRENGTH OF	OPP. STRENGTH	TEAM	ADJ.	CONF.	ADJ CONF.
Average RPI Loss:	22	RECORD	PCT. RANK	GAMES	SCHEDULE	OF SCHEDULE	RPI	RPI	RPI	RPI
DIV. I ONLY	16- 11	124	5- 5	4	6	35	35	1	1	
DIV. I NON-CONF.	7- 6	165	0- 0	12	29	71	71	1	1	

TOTALS	RPI 1-25	RPI 26-50	W-L RECORDS	RPI 51-100	RPI 101-999	RPI 201+				
16- 11	1- 7	1- 3	OVERALL	6- 1	8- 0	4- 0				
10- 6	0- 3	1- 2	HOME	2- 1	7- 0	4- 0				
4- 5	1- 4	0- 1	AWAY	2- 0	1- 0	0- 0				
2- 0	0- 0	0- 0	NEUTRAL	2- 0	0- 0	0- 0				
7- 6	0- 3	0- 2	NON-CONFERENCE	3- 1	4- 0	4- 0				
5- 3	0- 1	0- 1	HOME	1- 1	4- 0	4- 0				
0- 3	0- 2	0- 1	AWAY	0- 0	0- 0	0- 0				
2- 0	0- 0	0- 0	NEUTRAL	2- 0	0- 0	0- 0				
9- 5	1- 4	1- 1	CONFERENCE	3- 0	4- 0	0- 0				
5- 3	0- 2	1- 1	HOME	1- 0	3- 0	0- 0				
4- 2	1- 2	0- 0	AWAY	2- 0	1- 0	0- 0				
0- 0	0- 0	0- 0	NEUTRAL	0- 0	0- 0	0- 0				

RPI 1-25				RPI 26-50				RPI 51-100				RPI 101+			
RPI	S	Opponent	Score	RPI	S	Opponent	Score	RPI	S	Opponent	Score	RPI	S	Opponent	Score
2	H	Notre Dame	69 83	29	H	Georgia	61 64	60	N	Indiana	82 72	104	H	North Carolina	82 70
3	A	Mississippi St.	53 68	31	H	Syracuse	68 63	62	H	Duquesne	63 74	136	H	Clemson	70 41
4	H	Louisville	41 77	33	A	Dayton	46 61	66	A	Georgia Tech	62 56	170	H	Pittsburgh	62 50
5	A	Florida St.	62 77	44	H	Miami (FL)	62 77	72	H	Harvard	50 48	194	A	Boston College	68 57
17	A	Duke	48 55					76	A	Virginia Tech	64 62	202	H	Hampton	66 62
18	A	NC State	73 63					76	H	Virginia Tech	61 52	226	H	UNCG	68 50
20	H	Maryland	59 60					86	N	Ohio	77 59	254	H	Manhattan	69 47
25	A	Rutgers	43 52									286	H	Central Conn. St.	103 59

LAST 12 Division I GAMES:															
44	H	Miami (FL)	62 77	104	H	North Carolina	82 70								
2	H	Notre Dame	69 83	76	H	Virginia Tech	61 52								
76	A	Virginia Tech	64 62	17	A	Duke	48 55								
5	A	Florida St.	62 77	194	A	Boston College	68 57								
4	H	Louisville	41 77	136	H	Clemson	70 41								
66	A	Georgia Tech	62 56	18	A	NC State	73 63								

Non-Div I Games:

Virginia

Average RPI Win:	164	WON-LOST	WINNING	LAST 10	STRENGTH OF	OPP. STRENGTH	TEAM	ADJ.	CONF.	ADJ CONF.
Average RPI Loss:	42	RECORD	PCT. RANK	GAMES	SCHEDULE	OF SCHEDULE	RPI	RPI	RPI	RPI
DIV. I ONLY	17- 10	98	4- 6	71	42	76	76	1	1	
DIV. I NON-CONF.	11- 2	22	0- 0	170	163	55	55	1	1	

TOTALS	RPI 1-25	RPI 26-50	W-L RECORDS	RPI 51-100	RPI 101-999	RPI 201+				
17- 10	0- 4	2- 3	OVERALL	2- 2	13- 1	5- 0				
11- 4	0- 2	1- 2	HOME	1- 0	9- 0	3- 0				
5- 4	0- 2	1- 1	AWAY	0- 1	4- 0	2- 0				
1- 2	0- 0	0- 0	NEUTRAL	1- 1	0- 1	0- 0				
11- 2	0- 0	1- 0	NON-CONFERENCE	1- 1	9- 1	5- 0				
7- 0	0- 0	1- 0	HOME	0- 0	6- 0	3- 0				
3- 0	0- 0	0- 0	AWAY	0- 0	3- 0	2- 0				
1- 2	0- 0	0- 0	NEUTRAL	1- 1	0- 1	0- 0				
6- 8	0- 4	1- 3	CONFERENCE	1- 1	4- 0	0- 0				
4- 4	0- 2	0- 2	HOME	1- 0	3- 0	0- 0				
2- 4	0- 2	1- 1	AWAY	0- 1	1- 0	0- 0				
0- 0	0- 0	0- 0	NEUTRAL	0- 0	0- 0	0- 0				

RPI 1-25				RPI 26-50				RPI 51-100				Team's RPI : 76				RPI 101+			
RPI	S	Opponent	Score	RPI	S	Opponent	Score	RPI	S	Opponent	Score	RPI	S	Opponent	Score	RPI	S	Opponent	Score
4	A	Louisville	56 67	31	A	Syracuse	73 64	53	N	Drexel	79 67	102	N	Butler	77 79				
5	A	Florida St.	62 107	35	A	Virginia	52 61	65	N	West Virginia	61 79	104	A	North Carolina	90 74				
17	H	Duke	75 86	35	H	Virginia	62 64	66	H	Georgia Tech	68 62	106	H	Auburn	72 63				
18	H	NC State	51 68	44	H	Miami (FL)	78 82	97	A	Wake Forest	56 73	114	A	Chattanooga	64 44				
				50	H	UCF	86 69					136	H	Clemson	53 45				
												149	H	Radford	68 42				
												170	H	Pittsburgh	89 66				
												194	H	Boston College	89 58				
												200	H	High Point	86 63				
												221	A	Illinois	96 49				
												271	H	UMES	90 52				
												285	H	USC Upstate	87 56				
												303	A	Monmouth	84 34				
												330	H	Wagner	99 32				
LAST 12 Division I GAMES:																			
				136	H	Clemson	53 45	66	H	Georgia Tech	68 62								
				97	A	Wake Forest	56 73	35	A	Virginia	52 61								
				35	H	Virginia	62 64	17	H	Duke	75 86								
				104	A	North Carolina	90 74	5	A	Florida St.	62 107								
				31	A	Syracuse	73 64	170	H	Pittsburgh	89 66								
				44	H	Miami (FL)	78 82	4	A	Louisville	56 67								

Average RPI Win: 297

Average RPI Loss: 204

WON-LOST
RECORDWINNING
PCT. RANKLAST 10
GAMESSTRENGTH OF
SCHEDULEOPP. STRENGTH
OF SCHEDULETEAM
RPIADJ.
RPICONF.
RPIADJ CONF.
RPIDIV. I ONLY
DIV. I NON-CONF.4- 20
1- 9319
3182- 8
0- 0248
128329
249330
300330
30029
2929
29

TOTALS

RPI 1-25

RPI 26-50

W-L RECORDS

RPI 51-100

RPI 101-999

RPI 201+

4- 20

0- 0

0- 1

OVERALL

0- 3

4- 16

4- 11

3- 7

0- 0

0- 1

HOME

0- 0

3- 6

3- 3

1- 13

0- 0

0- 0

AWAY

0- 3

1- 10

1- 8

0- 0

0- 0

0- 0

NEUTRAL

0- 0

0- 0

0- 0

1- 9

0- 0

0- 1

NON-CONFERENCE

0- 3

1- 5

1- 2

1- 2

0- 0

0- 1

HOME

0- 0

1- 1

1- 0

0- 7

0- 0

0- 0

AWAY

0- 3

0- 4

0- 2

0- 0

0- 0

0- 0

NEUTRAL

0- 0

0- 0

0- 0

3- 11

0- 0

0- 0

CONFERENCE

0- 0

3- 11

3- 9

2- 5

0- 0

0- 0

HOME

0- 0

2- 5

2- 3

1- 6

0- 0

0- 0

AWAY

0- 0

1- 6

1- 6

0- 0

0- 0

0- 0

NEUTRAL

0- 0

0- 0

0- 0

RPI 1-25

RPI 26-50

RPI 51-100

RPI 101+

Team's RPI: 330

RPI S Opponent Score

RPI S Opponent Score

RPI S Opponent Score

RPI S Opponent Score

37 H Princeton 37 58

71 A James Madison 45 68

76 A Virginia Tech 32 99

84 A Albany (NY) 44 89

129 H Saint Francis (PA) 76 79

137 H Robert Morris 52 58

181 A Temple 36 70

182 H New Hampshire 53 65

186 A Stony Brook 50 69

228 A Lafayette 52 70

265 A St. Francis Brooklyn 76 80

265 H St. Francis Brooklyn 50 47

267 A Towson 42 64

269 A Fairleigh Dickinson 61 62

269 H Fairleigh Dickinson 64 74

273 A Sacred Heart 49 61

273 H Sacred Heart 55 72

286 A Central Conn. St. 56 59

286 H Central Conn. St. 64 66

287 A LIU Brooklyn 69 74

287 H LIU Brooklyn 52 44

288 A Mt. St. Mary's 56 79

289 A Bryant 75 66

347 H Longwood 60 43

LAST 12 Division I GAMES:

286 H Central Conn. St. 64 66

269 A Fairleigh Dickinson 61 62

273 A Sacred Heart 49 61

287 H LIU Brooklyn 52 44

265 H St. Francis Brooklyn 50 47

288 A Mt. St. Mary's 56 79

129 H Saint Francis (PA) 76 79

137 H Robert Morris 52 58

265 A St. Francis Brooklyn 76 80

287 A LIU Brooklyn 69 74

273 H Sacred Heart 55 72

269 H Fairleigh Dickinson 64 74

W
a
g
n
e
rW
a
g
n
e
r

Non-Div I Games:

Staten Island

63 58

Wagner

Loss, Non-Conf, S Site, H Home A Away N Neutral

Average RPI Win:	177	WON-LOST	WINNING	LAST 10	STRENGTH OF	OPP. STRENGTH	TEAM	ADJ.	CONF.	ADJ CONF.
Average RPI Loss:	51	RECORD	PCT. RANK	GAMES	SCHEDULE	OF SCHEDULE	RPI	RPI	RPI	RPI
DIV. I ONLY	12- 15	205	2- 8	28	33	97	97	1	1	
DIV. I NON-CONF.	8- 5	111	0- 0	183	121	123	123	1	1	

TOTALS	RPI 1-25	RPI 26-50	W-L RECORDS	RPI 51-100	RPI 101-999	RPI 201+				
12- 15	0- 8	1- 2	OVERALL	2- 2	9- 3	5- 1				
6- 7	0- 4	0- 1	HOME	2- 0	4- 2	3- 0				
6- 6	0- 4	1- 0	AWAY	0- 2	5- 0	2- 0				
0- 2	0- 0	0- 1	NEUTRAL	0- 0	0- 1	0- 1				
8- 5	0- 1	0- 1	NON-CONFERENCE	1- 1	7- 2	5- 1				
5- 1	0- 0	0- 0	HOME	1- 0	4- 1	3- 0				
3- 2	0- 1	0- 0	AWAY	0- 1	3- 0	2- 0				
0- 2	0- 0	0- 1	NEUTRAL	0- 0	0- 1	0- 1				
4- 10	0- 7	1- 1	CONFERENCE	1- 1	2- 1	0- 0				
1- 6	0- 4	0- 1	HOME	1- 0	0- 1	0- 0				
3- 4	0- 3	1- 0	AWAY	0- 1	2- 0	0- 0				
0- 0	0- 0	0- 0	NEUTRAL	0- 0	0- 0	0- 0				

RPI 1-25				RPI 26-50				RPI 51-100				Team's RPI : 97				RPI 101+			
RPI	S	Opponent	Score	RPI	S	Opponent	Score	RPI	S	Opponent	Score	RPI	S	Opponent	Score	RPI	S	Opponent	Score
2	H	Notre Dame	73 96	31	H	Syracuse	61 71	52	H	Elon	53 51	101	H	Seton Hall	57 67				
4	A	Louisville	52 89	34	N	Minnesota	81 93	66	A	Georgia Tech	67 79	104	H	North Carolina	76 79				
5	H	Florida St.	79 81	44	A	Miami (FL)	61 50	76	H	Virginia Tech	73 56	139	H	Charlotte	71 69				
17	A	Duke	51 59					83	A	Penn St.	58 68	170	A	Pittsburgh	58 49				
17	H	Duke	67 80									194	A	Boston College	67 59				
18	A	NC State	61 74									201	A	Richmond	85 81				
18	H	NC State	68 82									219	A	Xavier	62 57				
25	A	Rutgers	51 65									233	H	Texas Southern	73 56				
												239	N	Hofstra	66 69				
												251	A	Col. of Charleston	77 40				
												271	H	UMES	92 50				
												272	H	Appalachian St.	78 49				
LAST 12 Division I GAMES:																			
18	A	NC State	61 74	18	H	NC State	68 82	66	A	Georgia Tech	67 79	5	H	Florida St.	79 81				
76	H	Virginia Tech	73 56	66	A	Georgia Tech	67 79	104	H	North Carolina	76 79	17	H	Duke	67 80				
31	H	Syracuse	61 71	5	H	Florida St.	79 81	17	H	Duke	67 80	44	A	Miami (FL)	61 50				
17	A	Duke	51 59																
194	A	Boston College	67 59																
4	A	Louisville	52 89																

Non-Div I Games:

Wake Forest

Average RPI Win:	175	WON-LOST	WINNING	LAST 10	STRENGTH OF	OPP. STRENGTH	TEAM	ADJ.	CONF.	ADJ CONF.
Average RPI Loss:	77	RECORD	PCT. RANK	GAMES	SCHEDULE	OF SCHEDULE	RPI	RPI	RPI	RPI
DIV. I ONLY	7- 20	297	1- 9	22	59	185	185	5	5	
DIV. I NON-CONF.	6- 5	153	0- 0	47	125	97	97	3	3	

TOTALS	RPI 1-25	RPI 26-50	W-L RECORDS	RPI 51-100	RPI 101-999	RPI 201+				
7- 20	0- 6	1- 5	OVERALL	1- 3	5- 6	3- 1				
5- 7	0- 2	0- 2	HOME	1- 1	4- 2	3- 0				
1- 11	0- 3	0- 3	AWAY	0- 2	1- 3	0- 1				
1- 2	0- 1	1- 0	NEUTRAL	0- 0	0- 1	0- 0				
6- 5	0- 2	1- 0	NON-CONFERENCE	0- 0	5- 3	3- 0				
4- 1	0- 0	0- 0	HOME	0- 0	4- 1	3- 0				
1- 2	0- 1	0- 0	AWAY	0- 0	1- 1	0- 0				
1- 2	0- 1	1- 0	NEUTRAL	0- 0	0- 1	0- 0				
1- 15	0- 4	0- 5	CONFERENCE	1- 3	0- 3	0- 1				
1- 6	0- 2	0- 2	HOME	1- 1	0- 1	0- 0				
0- 9	0- 2	0- 3	AWAY	0- 2	0- 2	0- 1				
0- 0	0- 0	0- 0	NEUTRAL	0- 0	0- 0	0- 0				

RPI 1-25				RPI 26-50				RPI 51-100				RPI 101+ Team's RPI: 185			
RPI	S	Opponent	Score	RPI	S	Opponent	Score	RPI	S	Opponent	Score	RPI	S	Opponent	Score
7	A	Ohio St.	76 85	36	A	Cal i forn i a	60 69	95	A	Utah	46 81	104	N	North Carolina	78 90
8	A	Oregon	83 94	39	A	Oregon St.	63 75	95	H	Utah	65 74	130	A	Idaho	81 69
8	H	Oregon	63 76	39	H	Oregon St.	57 95	98	A	Washi ngton St.	75 78	140	H	BYU	80 72
9	H	UCLA	69 86	41	A	Ari zona St.	41 61	98	H	Washi ngton St.	56 49	143	H	Idaho St.	59 79
10	N	Texas	68 92	42	N	Creighton	67 64					146	A	Col orado	56 76
14	A	Stanford	45 71	49	H	Southern Cal i forn i a	61 72					146	H	Col orado	61 66
												165	A	Boi se St.	62 85
												220	H	Seattle U	84 76
												278	H	Grand Canyon	79 65
												280	A	Ari zona	70 72
												316	H	Portl and	93 67
LAST 12 Di vi si on I GAMES:															
95	A	Utah	46 81	49	H	Southern Cal i forn i a	61 72								
146	A	Col orado	56 76	9	H	UCLA	69 86								
39	H	Oregon St.	57 95	98	H	Washi ngton St.	56 49								
8	H	Oregon	63 76	98	A	Washi ngton St.	75 78								
280	A	Ari zona	70 72	14	A	Stanford	45 71								
41	A	Ari zona St.	41 61	36	A	Cal i forn i a	60 69								

Average RPI Win: 141		WON-LOST	WINNING	LAST 10	STRENGTH OF		OPP. STRENGTH	TEAM	ADJ.	CONF.	ADJ CONF.
Loss: 60		RECORD	PCT. RANK	GAMES	SCHEDULE		OF SCHEDULE	RPI	RPI	RPI	RPI
DIV. I ONLY		10- 18	253	2- 8	11		57	98	98	5	5
DIV. I NON-CONF.		7- 5	132	0- 0	7		82	30	30	3	3
TOTALS		RPI 1-25		RPI 26-50	W-L RECORDS		RPI 51-100	RPI 101-999		RPI 201+	
10- 18	1- 5			0- 6	OVERALL		1- 5	8- 2		1- 0	
4- 7	0- 2			0- 3	HOME		0- 2	4- 0		0- 0	
4- 10	0- 2			0- 3	AWAY		1- 3	3- 2		1- 0	
2- 1	1- 1			0- 0	NEUTRAL		0- 0	1- 0		0- 0	
7- 5	1- 1			0- 1	NON-CONFERENCE		1- 3	5- 0		0- 0	
2- 2	0- 0			0- 1	HOME		0- 1	2- 0		0- 0	
3- 2	0- 0			0- 0	AWAY		1- 2	2- 0		0- 0	
2- 1	1- 1			0- 0	NEUTRAL		0- 0	1- 0		0- 0	
3- 13	0- 4			0- 5	CONFERENCE		0- 2	3- 2		1- 0	
2- 5	0- 2			0- 2	HOME		0- 1	2- 0		0- 0	
1- 8	0- 2			0- 3	AWAY		0- 1	1- 2		1- 0	
0- 0	0- 0			0- 0	NEUTRAL		0- 0	0- 0		0- 0	

RPI	S	Opponent	Score
8	A	Oregon	56 89
8	H	Oregon	79 90
9	H	UCLA	71 79
14	A	Stanford	57 70
22	N	South Fla.	45 82
25	N	Rutgers	63 60

RPI	S	Opponent	Score
36	A	Cal i forn i a	60 66
39	A	Oregon St.	53 71
39	H	Oregon St.	61 63
41	A	Ari zona St.	51 77
48	H	Gonzaga	56 64
49	H	Southern Cal i forn i a	72 73

RPI	S	Opponent	Score
63	A	UC Davi s	76 91
64	A	Nebraska	73 61
78	A	Sai nt Mary' s (CA)	75 81
95	A	Utah	50 54
95	H	Utah	79 81
96	H	Kentucky	68 73

RPI	S	Opponent	Score
122	H	Sai nt Loui s	85 63
125	N	ETSU	80 76
143	H	I daho St.	72 55
146	A	Col orado	69 72
146	H	Col orado	89 75
155	A	San Franci sco	74 70
165	A	Boi se St.	61 53
185	A	Washi ngton	49 56
185	H	Washi ngton	78 75
280	A	Ari zona	78 60

LAST 12 Di vi si on I GAMES:			
146	A	Col orado	69 72
95	A	Utah	50 54
8	H	Oregon	79 90
39	H	Oregon St.	61 63
41	A	Ari zona St.	51 77
280	A	Ari zona	78 60
9	H	UCLA	71 79
49	H	Southern Cal i forn i a	72 73
185	A	Washi ngton	49 56
185	H	Washi ngton	78 75
36	A	Cal i forn i a	60 66
14	A	Stanford	57 70

Non-Div I Games:

Washington St.

Average RPI Win:	247	WON-LOST	WINNING	LAST 10	STRENGTH OF	OPP. STRENGTH	TEAM	ADJ.	CONF.	ADJ CONF.
Average RPI Loss:	126	RECORD	PCT. RANK	GAMES	SCHEDULE	OF SCHEDULE	RPI	RPI	RPI	RPI
DIV. I ONLY	15- 8	89	6- 4	327	129	169	169	19	19	
DIV. I NON-CONF.	6- 3	87	0- 0	317	151	177	177	15	15	

TOTALS	RPI 1-25	RPI 26-50	W-L RECORDS	RPI 51-100	RPI 101-999	RPI 201+				
15- 8	0- 1	1- 1	OVERALL	0- 1	14- 5	11- 1				
10- 2	0- 0	1- 0	HOME	0- 1	9- 1	7- 0				
5- 6	0- 1	0- 1	AWAY	0- 0	5- 4	4- 1				
0- 0	0- 0	0- 0	NEUTRAL	0- 0	0- 0	0- 0				
6- 3	0- 1	0- 0	NON-CONFERENCE	0- 1	6- 1	6- 0				
4- 1	0- 0	0- 0	HOME	0- 1	4- 0	4- 0				
2- 2	0- 1	0- 0	AWAY	0- 0	2- 1	2- 0				
0- 0	0- 0	0- 0	NEUTRAL	0- 0	0- 0	0- 0				
9- 5	0- 0	1- 1	CONFERENCE	0- 0	8- 4	5- 1				
6- 1	0- 0	1- 0	HOME	0- 0	5- 1	3- 0				
3- 4	0- 0	0- 1	AWAY	0- 0	3- 3	2- 1				
0- 0	0- 0	0- 0	NEUTRAL	0- 0	0- 0	0- 0				

RPI 1-25				RPI 26-50				RPI 51-100				RPI 101+				Team's RPI: 169
RPI	S	Opponent	Score	RPI	S	Opponent	Score	RPI	S	Opponent	Score	RPI	S	Opponent	Score	
8	A	Oregon	87 114	38	A	Northern Colo.	69 71	95	H	Utah	58 85	126	A	Portland St.	64 77	
				38	H	Northern Colo.	82 73					126	H	Portland St.	60 62	
												127	A	Fresno St.	78 81	
												143	A	Idaho St.	76 70	
												143	H	Idaho St.	84 73	
												174	A	North Dakota	67 80	
												174	H	North Dakota	80 69	
												206	A	CSUN	64 61	
												230	H	Pepperdine	71 61	
												279	A	Sacramento St.	78 56	
												279	H	Sacramento St.	86 73	
												306	H	Air Force	62 52	
												309	H	Incarnate Word	79 55	
												313	A	Northern Ariz.	75 76	
												313	H	Northern Ariz.	77 63	
												316	A	Portland	91 70	
												321	A	Southern Utah	77 64	
												321	H	Southern Utah	65 50	
												327	H	Utah Valley	75 57	

LAST 12 Division I GAMES:																
279	H	Sacramento St.	86 73	143	H	Idaho St.	84 73									
126	H	Portland St.	60 62	126	A	Portland St.	64 77									
38	A	Northern Colo.	69 71	279	A	Sacramento St.	78 56									
174	A	North Dakota	67 80	174	H	North Dakota	80 69									
313	H	Northern Ariz.	77 63	38	H	Northern Colo.	82 73									
321	H	Southern Utah	65 50	321	A	Southern Utah	77 64									

Non-Div I Games: Westminster (UT) 64 58 Antelope Valley 80 70

Weber St.

Average RPI Win:	169	WON-LOST	WINNING	LAST 10	STRENGTH OF	OPP. STRENGTH	TEAM	ADJ.	CONF.	ADJ CONF.
Average RPI Loss:	36	RECORD	PCT. RANK	GAMES	SCHEDULE	OF SCHEDULE	RPI	RPI	RPI	RPI
DIV. I ONLY	19- 8	65	4- 6	83	52	65	65	4	4	
DIV. I NON-CONF.	12- 0	1	0- 0	168	170	20	20	5	5	

TOTALS	RPI 1-25	RPI 26-50	W-L RECORDS	RPI 51-100	RPI 101-999	RPI 201+				
19- 8	1- 5	0- 0	OVERALL	3- 3	15- 0	7- 0				
10- 5	0- 3	0- 0	HOME	0- 2	10- 0	6- 0				
5- 3	1- 2	0- 0	AWAY	1- 1	3- 0	1- 0				
4- 0	0- 0	0- 0	NEUTRAL	2- 0	2- 0	0- 0				
12- 0	1- 0	0- 0	NON-CONFERENCE	2- 0	9- 0	5- 0				
7- 0	0- 0	0- 0	HOME	0- 0	7- 0	5- 0				
1- 0	1- 0	0- 0	AWAY	0- 0	0- 0	0- 0				
4- 0	0- 0	0- 0	NEUTRAL	2- 0	2- 0	0- 0				
7- 8	0- 5	0- 0	CONFERENCE	1- 3	6- 0	2- 0				
3- 5	0- 3	0- 0	HOME	0- 2	3- 0	1- 0				
4- 3	0- 2	0- 0	AWAY	1- 1	3- 0	1- 0				
0- 0	0- 0	0- 0	NEUTRAL	0- 0	0- 0	0- 0				

RPI 1-25				RPI 26-50				RPI 51-100				Team's RPI: 65				RPI 101+			
RPI	S	Opponent	Score	RPI	S	Opponent	Score	RPI	S	Opponent	Score	RPI	S	Opponent	Score	RPI	S	Opponent	Score
6	H	Bayl or	72 83					53	N	Drexel	75 42	102	N	Butler	75 68				
10	A	Texas	58 79					55	A	Okl ahoma St.	73 79	111	A	Iowa St.	69 59				
10	H	Texas	55 73					69	A	TCU	87 82	111	H	Iowa St.	57 49				
21	A	Texas A&M	70 56					69	H	TCU	74 76	149	N	Radford	75 55				
23	A	Okl ahoma	57 76					76	N	Vi rgi ni a Tech	79 61	157	A	Kansas	74 54				
23	H	Okl ahoma	77 79					89	H	Kansas St.	52 60	157	H	Kansas	76 46				
												170	H	Pi ttsburgh	73 52				
												199	H	Morehead St.	66 56				
												227	A	Texas Tech	74 60				
												227	H	Texas Tech	82 52				
												252	H	North Florida	87 59				
												259	H	Morgan St.	84 41				
												279	H	Sacramento St.	101 47				
												286	H	Central Conn. St.	102 52				
												299	H	Coppin St.	101 43				
LAST 12 Division I GAMES:																			
23	H	Okl ahoma	77 79	227	H	Texas Tech	82 52												
157	H	Kansas	76 46	111	A	Iowa St.	69 59												
227	A	Texas Tech	74 60	55	A	Okl ahoma St.	73 79												
10	H	Texas	55 73	69	H	TCU	74 76												
23	A	Okl ahoma	57 76	157	A	Kansas	74 54												
6	H	Bayl or	72 83	111	H	Iowa St.	57 49												

Non-Div I Games:

West Virginia

Average RPI	Win:	223	WON-LOST	WINNING	LAST 10	STRENGTH OF	OPP. STRENGTH	TEAM	ADJ.	CONF.	ADJ CONF.
Average RPI	Loss:	175	RECORD	PCT. RANK	GAMES	SCHEDULE	OF SCHEDULE	RPI	RPI	RPI	RPI
DIV. I ONLY		3- 23		333	1- 8	126	281	307	307	17	17
DIV. I NON-CONF.		2- 11		305	0- 0	157	344	312	312	17	17

TOTALS	RPI 1-25		RPI 26-50		W-L RECORDS	RPI 51-100		RPI 101-999		RPI 201+	
3- 23	0- 1		0- 1		OVERALL	0- 2		3- 19		2- 8	
2- 10	0- 0		0- 0		HOME	0- 1		2- 9		1- 4	
1- 13	0- 1		0- 1		AWAY	0- 1		1- 10		1- 4	
0- 0	0- 0		0- 0		NEUTRAL	0- 0		0- 0		0- 0	
2- 11	0- 1		0- 1		NON-CONFERENCE	0- 0		2- 9		1- 6	
2- 3	0- 0		0- 0		HOME	0- 0		2- 3		1- 2	
0- 8	0- 1		0- 1		AWAY	0- 0		0- 6		0- 4	
0- 0	0- 0		0- 0		NEUTRAL	0- 0		0- 0		0- 0	
1- 12	0- 0		0- 0		CONFERENCE	0- 2		1- 10		1- 2	
0- 7	0- 0		0- 0		HOME	0- 1		0- 6		0- 2	
1- 5	0- 0		0- 0		AWAY	0- 1		1- 4		1- 0	
0- 0	0- 0		0- 0		NEUTRAL	0- 0		0- 0		0- 0	

RPI 1-25				RPI 26-50				RPI 51-100				RPI 101+				Team's RPI: 307
RPI	S	Opponent	Score	RPI	S	Opponent	Score	RPI	S	Opponent	Score	RPI	S	Opponent	Score	
16	A	South Carolina	43 101	29	A	Georgia	50 76	61	A	Mercer	50 72	114	A	Chattanooga	32 47	
								61	H	Mercer	46 53	114	H	Chattanooga	41 58	
												125	A	ETSU	50 66	
												125	H	ETSU	46 76	
												145	A	Samford	54 62	
												145	H	Samford	32 50	
												149	H	Radford	39 27	
												176	A	Furman	46 66	
												176	H	Furman	59 68	
												178	H	Davidson	57 70	
												191	A	UT Martin	54 62	
												200	A	High Point	69 75	
												211	A	N. C. A&T	59 68	
												217	A	Gardner-Webb	67 70	
												223	H	UNC Asheville	62 52	
												226	H	UNCG	67 88	
												263	A	Campbell	51 58	
												298	A	Wofford	68 62	
												298	H	Wofford	48 54	
												304	H	Eastern Ky.	59 62	
												317	A	South Carolina St.	45 75	
												340	H	Florida A&M	63 80	
LAST 12 Division I GAMES:																
145	H	Samford	32 50	226	H	UNCG	67 88									
61	H	Mercer	46 53	61	A	Mercer	50 72									
176	A	Furman	46 66	145	A	Samford	54 62									
298	A	Wofford	68 62	298	H	Wofford	48 54									
125	H	ETSU	46 76	176	H	Furman	59 68									
114	H	Chattanooga	41 58	114	A	Chattanooga	32 47									

Non-Div I Games: Warren Wilson 114 54 Brevard 79 34

Western Caro.

Average RPI Win:	236	WON-LOST	WINNING	LAST 10	STRENGTH OF	OPP. STRENGTH	TEAM	ADJ.	CONF.	ADJ CONF.
Average RPI Loss:	94	RECORD	PCT. RANK	GAMES	SCHEDULE	OF SCHEDULE	RPI	RPI	RPI	RPI
DIV. I ONLY	16- 8	80	6- 3	209	182	109	109	13	13	
DIV. I NON-CONF.	8- 4	87	0- 0	286	207	129	129	16	16	

TOTALS	RPI 1-25	RPI 26-50	W-L RECORDS	RPI 51-100	RPI 101-999	RPI 201+				
16- 8	1- 0	0- 3	OVERALL	0- 2	15- 3	11- 1				
8- 3	0- 0	0- 1	HOME	0- 1	8- 1	6- 0				
8- 5	1- 0	0- 2	AWAY	0- 1	7- 2	5- 1				
0- 0	0- 0	0- 0	NEUTRAL	0- 0	0- 0	0- 0				
8- 4	1- 0	0- 1	NON-CONFERENCE	0- 0	7- 3	6- 1				
3- 1	0- 0	0- 0	HOME	0- 0	3- 1	3- 0				
5- 3	1- 0	0- 1	AWAY	0- 0	4- 2	3- 1				
0- 0	0- 0	0- 0	NEUTRAL	0- 0	0- 0	0- 0				
8- 4	0- 0	0- 2	CONFERENCE	0- 2	8- 0	5- 0				
5- 2	0- 0	0- 1	HOME	0- 1	5- 0	3- 0				
3- 2	0- 0	0- 1	AWAY	0- 1	3- 0	2- 0				
0- 0	0- 0	0- 0	NEUTRAL	0- 0	0- 0	0- 0				

RPI 1-25				RPI 26-50				RPI 51-100				RPI 101+				Team's RPI: 109
RPI	S	Opponent	Score	RPI	S	Opponent	Score	RPI	S	Opponent	Score	RPI	S	Opponent	Score	
14	A	Stanford	71 64	32	A	South Dakota St.	48 84	67	A	South Dakota	81 92	107	H	Milwaukee	67 77	
				32	H	South Dakota St.	42 70	67	H	South Dakota	58 82	131	A	Northern Ill.	94 96	
				48	A	Gonzaga	65 80					135	A	Wichita St.	78 65	
												171	H	Denver	118 93	
												187	A	Oral Roberts	85 63	
												187	H	Oral Roberts	56 49	
												221	A	Illinois	77 67	
												222	H	Southeast Mo. St.	87 59	
												240	A	Omaha	90 51	
												240	H	Omaha	103 68	
												243	A	Austin Peay	81 68	
												270	A	Bradley	80 87	
												276	H	North Dakota St.	97 72	
												282	H	UMKC	90 71	
												331	A	Fort Wayne	100 64	
												331	H	Fort Wayne	91 44	
												345	A	Chicago St.	83 45	
												345	H	Chicago St.	71 54	

LAST 12 Division I GAMES:																
				32	H	South Dakota St.	42 70	32	A	South Dakota St.	48 84					
				240	H	Omaha	103 68	331	H	Fort Wayne	91 44					
				187	A	Oral Roberts	85 63	240	A	Omaha	90 51					
				67	A	South Dakota	81 92	187	H	Oral Roberts	56 49					
				276	H	North Dakota St.	97 72	67	H	South Dakota	58 82					
				171	H	Denver	118 93	331	A	Fort Wayne	100 64					

Non-Div I Games: Illinois Col. 122 40 William Woods 96 57 Eureka 98 46

Western Ill.

Average RPI	Win:	213	WON-LOST	WINNING	LAST 10	STRENGTH OF	OPP. STRENGTH	TEAM	ADJ.	CONF.	ADJ CONF.
Average RPI	Loss:	49	RECORD	PCT. RANK	GAMES	SCHEDULE	OF SCHEDULE	RPI	RPI	RPI	RPI
DIV. I ONLY		19- 6		44	8- 2	100	156	46	46	18	18
DIV. I NON-CONF.		8- 4		87	0- 0	56	57	41	41	19	19

TOTALS	RPI 1-25		RPI 26-50		W-L RECORDS	RPI 51-100		RPI 101-999		RPI 201+	
19- 6	1- 2		0- 1		OVERALL	2- 3		16- 0		11- 0	
9- 1	0- 1		0- 0		HOME	0- 0		9- 0		8- 0	
6- 5	0- 1		0- 1		AWAY	0- 3		6- 0		3- 0	
4- 0	1- 0		0- 0		NEUTRAL	2- 0		1- 0		0- 0	
8- 4	1- 2		0- 1		NON-CONFERENCE	2- 1		5- 0		3- 0	
2- 1	0- 1		0- 0		HOME	0- 0		2- 0		2- 0	
2- 3	0- 1		0- 1		AWAY	0- 1		2- 0		1- 0	
4- 0	1- 0		0- 0		NEUTRAL	2- 0		1- 0		0- 0	
11- 2	0- 0		0- 0		CONFERENCE	0- 2		11- 0		8- 0	
7- 0	0- 0		0- 0		HOME	0- 0		7- 0		6- 0	
4- 2	0- 0		0- 0		AWAY	0- 2		4- 0		2- 0	
0- 0	0- 0		0- 0		NEUTRAL	0- 0		0- 0		0- 0	

RPI	S	Opponent	Score
2	H	Notre Dame	65 78
13	N	Missouri	79 76
19	A	Iowa	97 104

RPI	S	Opponent	Score
40	A	Ball St.	81 93

Team's RPI: 46

RPI	S	Opponent	Score
58	N	Toledo	70 56
60	A	Indiana	71 73
61	N	Mercer	67 62
80	A	UAB	61 79
94	A	Rice	58 73

RPI	S	Opponent	Score
116	A	Middle Tenn.	76 60
116	H	Middle Tenn.	57 43
163	A	Southern Ill.	75 49
164	A	Louisiana Tech	74 64
184	N	Stetson	66 58
204	H	Southern Miss.	81 60
216	A	North Texas	79 65
237	H	Fla. Atlantic	82 63
277	H	Old Dominion	62 48
294	H	UTSA	73 38
302	H	FIU	101 47
315	A	Georgia St.	74 63
318	A	Marshall	86 66
318	H	Marshall	77 50
338	H	Mississippi Val.	87 48
349	H	Evansville	92 54

LAST 12 Division I GAMES:

318	H	Marshall	77 50	216	A	North Texas	79 65
116	A	Middle Tenn.	76 60	318	A	Marshall	86 66
94	A	Rice	58 73	294	H	UTSA	73 38
277	H	Old Dominion	62 48	80	A	UAB	61 79
237	H	Fla. Atlantic	82 63	302	H	FIU	101 47
164	A	Louisiana Tech	74 64	204	H	Southern Miss.	81 60

Non-Div I Games: Lee

88 64

Western Ky.

Average RPI Win:	199	WON-LOST	WINNING	LAST 10	STRENGTH OF	OPP. STRENGTH	TEAM	ADJ.	CONF.	ADJ CONF.
Average RPI Loss:	61	RECORD	PCT. RANK	GAMES	SCHEDULE	OF SCHEDULE	RPI	RPI	RPI	RPI
DIV. I ONLY	11- 12	194	4- 6	89	70	110	110	7	7	
DIV. I NON-CONF.	4- 5	202	0- 0	118	42	115	115	8	8	

TOTALS	RPI 1-25	RPI 26-50	W-L RECORDS	RPI 51-100	RPI 101-999	RPI 201+				
11- 12	0- 3	0- 2	OVERALL	1- 6	10- 1	7- 1				
5- 3	0- 0	0- 1	HOME	1- 2	4- 0	3- 0				
5- 7	0- 2	0- 1	AWAY	0- 3	5- 1	4- 1				
1- 2	0- 1	0- 0	NEUTRAL	0- 1	1- 0	0- 0				
4- 5	0- 2	0- 0	NON-CONFERENCE	0- 3	4- 0	3- 0				
1- 0	0- 0	0- 0	HOME	0- 0	1- 0	1- 0				
2- 3	0- 1	0- 0	AWAY	0- 2	2- 0	2- 0				
1- 2	0- 1	0- 0	NEUTRAL	0- 1	1- 0	0- 0				
7- 7	0- 1	0- 2	CONFERENCE	1- 3	6- 1	4- 1				
4- 3	0- 0	0- 1	HOME	1- 2	3- 0	2- 0				
3- 4	0- 1	0- 1	AWAY	0- 1	3- 1	2- 1				
0- 0	0- 0	0- 0	NEUTRAL	0- 0	0- 0	0- 0				

RPI	S	Opponent	Score
15	A	Buffalo	49 71
19	A	Iowa	56 79
25	N	Rutgers	64 75

RPI	S	Opponent	Score
27	A	Central Mich.	70 74
40	H	Ball St.	71 81

RPI	S	Opponent	Score
54	N	St. John's (NY)	48 76
58	A	Toledo	68 69
58	H	Toledo	73 78
59	A	Michigan St.	62 65
86	H	Ohio	54 69
87	H	Miami (OH)	81 70
88	A	New Mexico	76 88

RPI	S	Opponent	Score
125	N	ETSU	87 79
131	H	Northern Ill.	88 83
154	A	Kent St.	66 61
203	A	Eastern Mich.	67 69
210	A	Akron	59 51
210	H	Akron	76 60
213	A	Bowling Green	81 67
213	H	Bowling Green	67 58
232	A	New Mexico St.	64 55
300	A	Loyola Chicago	65 47
319	H	Detroit Mercy	74 62

LAST 12 Division I GAMES:

58	A	Toledo	68 69	210	A	Akron	59 51
40	H	Ball St.	71 81	87	H	Miami (OH)	81 70
213	A	Bowling Green	81 67	203	A	Eastern Mich.	67 69
210	H	Akron	76 60	86	H	Ohio	54 69
58	H	Toledo	73 78	131	H	Northern Ill.	88 83
27	A	Central Mich.	70 74	154	A	Kent St.	66 61

Non-Div I Games: Goshen 87 36 Kentucky St. 85 50 Olivet 86 37

Western Mich.

Average RPI Win:	193	WON-LOST	WINNING	LAST 10	STRENGTH OF	OPP. STRENGTH	TEAM	ADJ.	CONF.	ADJ CONF.
Average RPI Loss:	87	RECORD	PCT. RANK	GAMES	SCHEDULE	OF SCHEDULE	RPI	RPI	RPI	RPI
DIV. I ONLY	12- 16	217	6- 4	72	87	135	135	8	8	
DIV. I NON-CONF.	5- 9	238	0- 0	75	131	194	194	7	7	

TOTALS	RPI 1-25	RPI 26-50	W-L RECORDS	RPI 51-100	RPI 101-999	RPI 201+				
12- 16	1- 2	0- 3	OVERALL	1- 6	10- 5	5- 1				
8- 5	1- 0	0- 0	HOME	1- 2	6- 3	4- 0				
3- 10	0- 2	0- 3	AWAY	0- 4	3- 1	1- 0				
1- 1	0- 0	0- 0	NEUTRAL	0- 0	1- 1	0- 1				
5- 9	0- 1	0- 2	NON-CONFERENCE	1- 4	4- 2	3- 1				
4- 2	0- 0	0- 0	HOME	1- 1	3- 1	3- 0				
0- 6	0- 1	0- 2	AWAY	0- 3	0- 0	0- 0				
1- 1	0- 0	0- 0	NEUTRAL	0- 0	1- 1	0- 1				
7- 7	1- 1	0- 1	CONFERENCE	0- 2	6- 3	2- 0				
4- 3	1- 0	0- 0	HOME	0- 1	3- 2	1- 0				
3- 4	0- 1	0- 1	AWAY	0- 1	3- 1	1- 0				
0- 0	0- 0	0- 0	NEUTRAL	0- 0	0- 0	0- 0				

RPI 1-25				RPI 26-50				RPI 51-100				RPI 101+ Team's RPI: 135			
RPI	S	Opponent	Score	RPI	S	Opponent	Score	RPI	S	Opponent	Score	RPI	S	Opponent	Score
1	A	UConn	43 124	32	A	South Dakota St.	64 96	55	A	Oklahoma St.	67 91	109	H	Western Ill.	65 78
11	A	Tennessee	56 68	42	A	Creighton	61 66	57	A	Houston	55 73	113	A	Tulane	64 56
22	H	South Fla.	64 56	50	A	UCF	53 59	57	H	Houston	62 73	132	H	Cincinnati	69 75
								67	H	South Dakota	48 62	167	N	UC Irvine	76 53
								88	A	New Mexico	62 76	172	H	Tulsa	62 67
								99	A	Missouri St.	71 94	181	H	Temple	88 81
								99	H	Missouri St.	72 58	196	A	Memphis	77 64
												196	H	Memphis	69 61
												198	A	East Carolina	67 77
												205	A	SMU	52 45
												205	H	SMU	66 43
												221	N	Illinois	67 68
												282	H	UMKC	72 63
												305	H	Alcorn	87 46
												345	H	Chicago St.	66 63

LAST 12 Division I GAMES:															
205	A	SMU	52 45	196	A	Memphis	77 64								
181	H	Temple	88 81	22	H	South Fla.	64 56								
1	A	UConn	43 124	205	H	SMU	66 43								
132	H	Cincinnati	69 75	113	A	Tulane	64 56								
57	H	Houston	62 73	196	H	Memphis	69 61								
198	A	East Carolina	67 77	50	A	UCF	53 59								

Non-Div I Games:

Wichita St.

Average RPI Loss: 148

DIV. I ONLY	16- 10	107	4- 6	229	167	152	152	10	10
DIV. I NON-CONF.	9- 2	33	0- 0	259	219	84	84	12	12
TOTALS	RPI 1-25	RPI 26-50	W-L RECORDS	RPI 51-100	RPI 101-999	RPI 201+			
16- 10	0- 0	0- 0	OVERALL	1- 4	15- 6	10- 4			
9- 5	0- 0	0- 0	HOME	1- 2	8- 3	6- 3			
7- 5	0- 0	0- 0	AWAY	0- 2	7- 3	4- 1			
0- 0	0- 0	0- 0	NEUTRAL	0- 0	0- 0	0- 0			
9- 2	0- 0	0- 0	NON-CONFERENCE	0- 1	9- 1	5- 1			
5- 1	0- 0	0- 0	HOME	0- 0	5- 1	4- 1			
4- 1	0- 0	0- 0	AWAY	0- 1	4- 0	1- 0			
0- 0	0- 0	0- 0	NEUTRAL	0- 0	0- 0	0- 0			
7- 8	0- 0	0- 0	CONFERENCE	1- 3	6- 5	5- 3			
4- 4	0- 0	0- 0	HOME	1- 2	3- 2	2- 2			
3- 4	0- 0	0- 0	AWAY	0- 1	3- 3	3- 1			
0- 0	0- 0	0- 0	NEUTRAL	0- 0	0- 0	0- 0			

RPI 1-25				RPI 26-50				RPI 51-100				RPI 101+				Team's RPI: 152
RPI	S	Opponent	Score	RPI	S	Opponent	Score	RPI	S	Opponent	Score	RPI	S	Opponent	Score	
								52	H	Elon	81 75	128	A	Delaware	59 68	
								53	A	Drexel	34 54	129	A	Saint Francis (PA)	92 86	
								53	H	Drexel	58 65	144	A	Northeastern	46 64	
								54	A	St. John's (NY)	81 92	144	H	Northeastern	71 53	
								71	H	James Madison	41 86	178	H	Davidson	73 55	
												198	A	East Carolina	71 65	
												201	A	Richmond	78 64	
												215	H	Norfolk St.	74 80	
												239	A	Hofstra	54 65	
												239	H	Hofstra	63 53	
												246	H	Loyola Maryland	70 49	
												249	A	Howard	83 71	
												251	A	Col. of Charleston	68 54	
												251	H	Col. of Charleston	79 66	
												257	H	Fairfield	57 47	
												260	A	UNCW	66 53	
												260	H	UNCW	49 64	
												267	A	Towson	75 63	
												267	H	Towson	66 67	
												277	H	Old Dominion	75 58	
												285	H	USC Upstate	83 63	
LAST 12 Division I GAMES:																
				53	A	Drexel	34 54	239	H	Hofstra	63 53					
				260	H	UNCW	49 64	251	H	Col. of Charleston	79 66					
				144	H	Northeastern	71 53	144	A	Northeastern	46 64					
				128	A	Delaware	59 68	239	A	Hofstra	54 65					
				267	A	Towson	75 63	52	H	Elon	81 75					
				71	H	James Madison	41 86	267	H	Towson	66 67					

Non-Div I Games:

William & Mary

Loss, Non-Conf, S Site, H Home A Away N Neutral

Average RPI Win:	347	WON-LOST	WINNING	LAST 10	STRENGTH OF	OPP. STRENGTH	TEAM	ADJ.	CONF.	ADJ CONF.
Average RPI Loss:	198	RECORD	PCT. RANK	GAMES	SCHEDULE	OF SCHEDULE	RPI	RPI	RPI	RPI
DIV. I ONLY	1- 23	348	1- 9	198	326	342	342	27	27	
DIV. I NON-CONF.	0- 10	337	0- 0	192	254	336	336	28	28	

TOTALS	RPI 1-25	RPI 26-50	W-L RECORDS	RPI 51-100	RPI 101-999	RPI 201+				
1- 23	0- 1	0- 0	OVERALL	0- 4	1- 18	1- 13				
1- 10	0- 0	0- 0	HOME	0- 1	1- 9	1- 6				
0- 13	0- 1	0- 0	AWAY	0- 3	0- 9	0- 7				
0- 0	0- 0	0- 0	NEUTRAL	0- 0	0- 0	0- 0				
0- 10	0- 1	0- 0	NON-CONFERENCE	0- 3	0- 6	0- 5				
0- 4	0- 0	0- 0	HOME	0- 1	0- 3	0- 2				
0- 6	0- 1	0- 0	AWAY	0- 2	0- 3	0- 3				
0- 0	0- 0	0- 0	NEUTRAL	0- 0	0- 0	0- 0				
1- 13	0- 0	0- 0	CONFERENCE	0- 1	1- 12	1- 8				
1- 6	0- 0	0- 0	HOME	0- 0	1- 6	1- 4				
0- 7	0- 0	0- 0	AWAY	0- 1	0- 6	0- 4				
0- 0	0- 0	0- 0	NEUTRAL	0- 0	0- 0	0- 0				

RPI 1-25				RPI 26-50				RPI 51-100				RPI 101+ Team's RPI: 342			
RPI	S	Opponent	Score	RPI	S	Opponent	Score	RPI	S	Opponent	Score	RPI	S	Opponent	Score
17	A	Duke	30 101					52	A	El on	37 98	125	H	ETSU	63 74
								61	A	Mercer	45 93	149	A	Radford	52 78
								62	H	Duquesne	54 81	149	H	Radford	30 70
								85	A	Li berty	37 63	200	A	High Point	40 77
												200	H	High Point	58 79
												210	A	Akron	43 69
												217	A	Gardner-Webb	55 68
												217	H	Gardner-Webb	59 66
												223	A	UNC Asheville	51 63
												223	H	UNC Asheville	48 70
												263	H	Campbell	48 72
												274	A	Presbyteri an	45 78
												274	H	Presbyteri an	58 64
												298	H	Wofford	68 73
												308	A	Tennessee Tech	41 70
												311	A	Charleston So.	45 81
												317	H	South Carolina St.	37 65
												318	A	Marshall	40 70
												347	H	Longwood	69 60
LAST 12 Division I GAMES:															
149	H	Radford	30 70	217	H	Gardner-Webb	59 66								
200	A	High Point	40 77	274	A	Presbyteri an	45 78								
217	A	Gardner-Webb	55 68	223	H	UNC Asheville	48 70								
274	H	Presbyteri an	58 64	311	A	Charleston So.	45 81								
223	A	UNC Asheville	51 63	200	H	High Point	58 79								
347	H	Longwood	69 60	85	A	Li berty	37 63								

Non-Div I Games: N. C. Wesleyan 94 50

Winthrop

RPI 1-25				RPI 26-50				RPI 51-100				RPI 101+			
RPI	S	Opponent	Score	RPI	S	Opponent	Score	RPI	S	Opponent	Score	RPI	S	Opponent	Score
7	H	Ohio St.	55 68	30	A	Marquette	65 88	60	A	Indiana	55 69	102	A	Butler	62 69
12	H	Green Bay	34 67	31	N	Syracuse	74 77	64	A	Nebraska	48 51	107	H	Milwaukee	64 67
19	A	Iowa	61 88	34	A	Minnesota	65 90	83	H	Penn St.	62 69	134	N	Vanderbilt	73 71
19	H	Iowa	46 56	34	H	Minnesota	61 71	91	A	George Washington	46 61	139	H	Charlotte	80 66
20	H	Maryland	44 71	43	A	Purdue	35 57					170	A	Pittsburgh	58 57
25	H	Rutgers	50 63	47	H	Michigan	57 80					190	A	Northwestern	60 69
												190	H	Northwestern	58 46
												207	H	Southern U.	77 74
												221	A	Illinois	70 61
												235	H	La Salle	71 60
												312	H	UTRGV	82 54
												341	H	Savannah St.	82 24
Team's RPI: 182															
LAST 12 Division I GAMES:															
19	A	Iowa	61 88	60	A	Indiana	55 69								
25	H	Rutgers	50 63	190	H	Northwestern	58 46								
64	A	Nebraska	48 51	34	A	Minnesota	65 90								
7	H	Ohio St.	55 68	83	H	Penn St.	62 69								
34	H	Minnesota	61 71	190	A	Northwestern	60 69								
221	A	Illinois	70 61	20	H	Maryland	44 71								

Wi sconsi n

Average RPI Win: 254

Average RPI Loss: 171

WON-LOST
RECORDWINNING
PCT. RANKLAST 10
GAMESSTRENGTH OF
SCHEDULEOPP. STRENGTH
OF SCHEDULETEAM
RPIADJ.
RPICONF.
RPIADJ CONF.
RPIDIV. I ONLY
DIV. I NON-CONF.7- 18
4- 8284
2391- 8
0- 0255
313198
293298
309298
30917
1717
17

TOTALS

RPI 1-25

RPI 26-50

W-L RECORDS

RPI 51-100

RPI 101-999

RPI 201+

7- 18 0- 1
5- 8 0- 0
2- 10 0- 1
0- 0 0- 00- 1
0- 0
0- 1
0- 0OVERALL
HOME
AWAY
NEUTRAL0- 2
0- 1
0- 1
0- 07- 14
5- 7
2- 7
0- 05- 9
3- 5
2- 4
0- 04- 8 0- 1
3- 3 0- 0
1- 5 0- 1
0- 0 0- 00- 1
0- 0
0- 1
0- 0NON-CONFERENCE
HOME
AWAY
NEUTRAL0- 0
0- 0
0- 0
0- 04- 6
3- 3
1- 3
0- 04- 6
3- 3
1- 3
0- 03- 10 0- 0
2- 5 0- 0
1- 5 0- 0
0- 0 0- 00- 0
0- 0
0- 0
0- 0CONFERENCE
HOME
AWAY
NEUTRAL0- 2
0- 1
0- 1
0- 03- 8
2- 4
1- 4
0- 01- 3
0- 2
1- 1
0- 0

RPI 1-25

RPI S Opponent Score
16 A South Carolina 60 94

RPI 26-50

RPI S Opponent Score
29 A Georgia 56 95

RPI 51-100

RPI S Opponent Score
61 A Mercer 39 80
61 H Mercer 46 71

RPI 101+

Team's RPI: 298

RPI	S	Opponent	Score
114	A	Chattanooga	46 76
114	H	Chattanooga	47 54
125	A	ETSU	53 82
125	H	ETSU	58 61
145	A	Samford	77 81
145	H	Samford	58 46
176	H	Furman	79 48
217	A	Gardner-Webb	55 73
223	H	UNC Asheville	70 68
226	A	UNCG	51 66
226	H	UNCG	75 81
240	H	Omaha	60 64
251	A	Col. of Charleston	51 59
252	H	North Florida	69 57
256	A	Coastal Caro.	51 67
260	H	UNCW	60 65
307	A	Western Caro.	54 48
307	H	Western Caro.	62 68
311	H	Charleston So.	45 68
334	H	N. C. Central	77 56
342	A	Winthrop	73 68

LAST 12 Division I GAMES:

114	A	Chattanooga	46	76	176	H	Furman	79	48
125	A	ETSU	53	82	125	H	ETSU	58	61
226	H	UNCG	75	81	114	H	Chattanooga	47	54
307	H	Western Caro.	62	68	307	A	Western Caro.	54	48
61	A	Mercer	39	80	226	A	UNCG	51	66
145	A	Samford	77	81	145	H	Samford	58	46

W
o
f
f
o
r
dW
o
f
f
o
r
d

Non-Div I Games:

Brevard

85 46

Southern Wesleyan

104 57

Bob Jones

96 54

Wofford

Average RPI Win:	233	WON-LOST	WINNING	LAST 10	STRENGTH OF	OPP. STRENGTH	TEAM	ADJ.	CONF.	ADJ CONF.
Average RPI Loss:	72	RECORD	PCT. RANK	GAMES	SCHEDULE	OF SCHEDULE	RPI	RPI	RPI	RPI
DIV. I ONLY	17- 8	75	6- 4	194	147	100	100	11	11	
DIV. I NON-CONF.	7- 3	74	0- 0	250	183	104	104	14	14	

TOTALS	RPI 1-25	RPI 26-50	W-L RECORDS	RPI 51-100	RPI 101-999	RPI 201+				
17- 8	0- 3	0- 1	OVERALL	1- 1	16- 3	10- 1				
9- 2	0- 1	0- 0	HOME	0- 1	9- 0	7- 0				
6- 5	0- 2	0- 1	AWAY	1- 0	5- 2	3- 0				
2- 1	0- 0	0- 0	NEUTRAL	0- 0	2- 1	0- 1				
7- 3	0- 1	0- 1	NON-CONFERENCE	1- 0	6- 1	3- 1				
3- 0	0- 0	0- 0	HOME	0- 0	3- 0	3- 0				
2- 2	0- 1	0- 1	AWAY	1- 0	1- 0	0- 0				
2- 1	0- 0	0- 0	NEUTRAL	0- 0	2- 1	0- 1				
10- 5	0- 2	0- 0	CONFERENCE	0- 1	10- 2	7- 0				
6- 2	0- 1	0- 0	HOME	0- 1	6- 0	4- 0				
4- 3	0- 1	0- 0	AWAY	0- 0	4- 2	3- 0				
0- 0	0- 0	0- 0	NEUTRAL	0- 0	0- 0	0- 0				

RPI 1-25				RPI 26-50				RPI 51-100				RPI 101+			
RPI	S	Opponent	Score	RPI	S	Opponent	Score	RPI	S	Opponent	Score	RPI	S	Opponent	Score
12	A	Green Bay	68 75	29	A	Georgia	71 87	68	A	Belmont	91 81	107	A	Milwaukee	53 59
12	H	Green Bay	51 58					75	H	IUPUI	61 64	107	H	Milwaukee	56 51
13	A	Missouri	80 82									118	A	Cleveland St.	70 71
												154	A	Kent St.	72 60
												177	A	Youngstown St.	69 59
												177	H	Youngstown St.	73 50
												184	N	Stetson	64 59
												201	N	Richmond	85 69
												209	N	Providence	69 74
												218	A	Oakland	77 57
												218	H	Oakland	80 75
												241	A	Northern Ky.	68 63
												241	H	Northern Ky.	73 60
												308	H	Tennessee Tech	82 59
												319	A	Detroit Mercy	88 60
												319	H	Detroit Mercy	85 55
												332	H	Ill.-Chicago	60 50
												345	H	Chicago St.	84 39
												346	H	Eastern Ill.	81 46

LAST 12 Division I GAMES:															
241	H	Northern Ky.	73 60	118	A	Cleveland St.	70 71								
218	H	Oakland	80 75	75	H	IUPUI	61 64								
319	H	Detroit Mercy	85 55	332	H	Ill.-Chicago	60 50								
12	A	Green Bay	68 75	177	H	Youngstown St.	73 50								
107	A	Milwaukee	53 59	241	A	Northern Ky.	68 63								
177	A	Youngstown St.	69 59	319	A	Detroit Mercy	88 60								

Non-Div I Games: Northwestern Ohio 106 52 Cincinnati Christian 99 36

Wright St.

W
Y
o
m
i
n
g

Wyoming					Through Games Of Feb. 18, 2018						
Average RPI	Win:	187	WON-LOST	WINNING	LAST 10	STRENGTH OF	OPP. STRENGTH	TEAM	ADJ.	CONF.	ADJ CONF.
Average RPI	Loss:	138	RECORD	PCT. RANK	GAMES	SCHEDULE	OF SCHEDULE	RPI	RPI	RPI	RPI
DIV. I ONLY	16- 7	69	8- 2	110	176	73	73	16	16		
DIV. I NON-CONF.	5- 4	146	0- 0	21	277	65	65	13	13		

TOTALS	RPI 1-25	RPI 26-50	W-L RECORDS	RPI 51-100	RPI 101-999	RPI 201+					
16- 7	0- 1	0- 0	OVERALL	3- 1	13- 5	8- 2					
9- 1	0- 0	0- 0	HOME	3- 0	6- 1	5- 0					
7- 4	0- 1	0- 0	AWAY	0- 0	7- 3	3- 2					
0- 2	0- 0	0- 0	NEUTRAL	0- 1	0- 1	0- 0					
5- 4	0- 1	0- 0	NON-CONFERENCE	1- 1	4- 2	1- 1					
3- 0	0- 0	0- 0	HOME	1- 0	2- 0	1- 0					
2- 2	0- 1	0- 0	AWAY	0- 0	2- 1	0- 1					
0- 2	0- 0	0- 0	NEUTRAL	0- 1	0- 1	0- 0					
11- 3	0- 0	0- 0	CONFERENCE	2- 0	9- 3	7- 1					
6- 1	0- 0	0- 0	HOME	2- 0	4- 1	4- 0					
5- 2	0- 0	0- 0	AWAY	0- 0	5- 2	3- 1					
0- 0	0- 0	0- 0	NEUTRAL	0- 0	0- 0	0- 0					

RPI 1-25				RPI 26-50				RPI 51-100				Team's RPI: 73	RPI 101+			
RPI	S	Opponent	Score	RPI	S	Opponent	Score	RPI	S	Opponent	Score		RPI	S	Opponent	Score
17	A	Duke	40 63					75	N	IUPUI	59 65		121	A	Col orado St.	53 49
								79	H	Drake	75 61		121	H	Col orado St.	53 64
								88	H	New Mexi co	66 55		127	A	Fresno St.	47 60
								93	H	UNLV	69 56		130	A	Idaho	70 64
													143	H	Idaho St.	61 53
													147	N	UNI	40 55
													165	A	Boi se St.	66 51
													171	A	Denver	61 51
													208	A	Nevada	65 62
													208	H	Nevada	66 60
													234	A	Montana St.	46 50
													244	A	San Diego St.	62 68
													244	H	San Diego St.	70 50
													247	A	San Jose St.	66 64
													247	H	San Jose St.	58 46
													248	H	Montana	67 62
													296	A	Utah St.	64 46
													296	H	Utah St.	61 44

LAST 12 Di vi si on I GAMES:																
247	A	San Jose St.	66 64	247	H	San Jose St.	58 46									
244	H	San Diego St.	70 50	208	A	Nevada	65 62									
93	H	UNLV	69 56	296	H	Utah St.	61 44									
296	A	Utah St.	64 46	121	A	Col orado St.	53 49									
127	A	Fresno St.	47 60	88	H	New Mexico	66 55									
121	H	Col orado St.	53 64	165	A	Boi se St.	66 51									

Non-Di v I Games:

Col o. Chri sti an	62	33	Adams St.	73	47
--------------------	----	----	-----------	----	----

W
Y
o
m
i
n
g

Wyomi ng

Loss, Non-Conf, S Site, H Home A Away N Neutral

Page 346

Average RPI Win:	221	WON-LOST	WINNING	LAST 10	STRENGTH OF	OPP. STRENGTH	TEAM	ADJ.	CONF.	ADJ CONF.
Average RPI Loss:	71	RECORD	PCT. RANK	GAMES	SCHEDULE	OF SCHEDULE	RPI	RPI	RPI	RPI
DIV. I ONLY	9- 19	265	1- 9	92	79	219	219	6	6	
DIV. I NON-CONF.	7- 4	102	0- 0	199	263	154	154	6	6	

TOTALS	RPI 1-25	RPI 26-50	W-L RECORDS	RPI 51-100	RPI 101-999	RPI 201+				
9- 19	0- 3	0- 7	OVERALL	0- 3	9- 6	5- 2				
7- 8	0- 1	0- 3	HOME	0- 2	7- 2	5- 0				
1- 10	0- 1	0- 4	AWAY	0- 1	1- 4	0- 2				
1- 1	0- 1	0- 0	NEUTRAL	0- 0	1- 0	0- 0				
7- 4	0- 1	0- 1	NON-CONFERENCE	0- 1	7- 1	4- 1				
6- 1	0- 0	0- 0	HOME	0- 1	6- 0	4- 0				
0- 2	0- 0	0- 1	AWAY	0- 0	0- 1	0- 1				
1- 1	0- 1	0- 0	NEUTRAL	0- 0	1- 0	0- 0				
2- 15	0- 2	0- 6	CONFERENCE	0- 2	2- 5	1- 1				
1- 7	0- 1	0- 3	HOME	0- 1	1- 2	1- 0				
1- 8	0- 1	0- 3	AWAY	0- 1	1- 3	0- 1				
0- 0	0- 0	0- 0	NEUTRAL	0- 0	0- 0	0- 0				

RPI 1-25				RPI 26-50				RPI 51-100				RPI 101+				Team's RPI: 219
RPI	S	Opponent	Score	RPI	S	Opponent	Score	RPI	S	Opponent	Score	RPI	S	Opponent	Score	
13	N	Missouri	48 74	28	A	DePaul	48 79	54	A	St. John's (NY)	36 70	101	A	Seton Hall	53 58	
24	A	Villanova	57 75	28	H	DePaul	72 73	54	H	St. John's (NY)	63 67	101	H	Seton Hall	51 62	
24	H	Villanova	50 89	30	A	Marquette	67 88	97	H	Wake Forest	57 62	102	A	Butler	69 62	
				30	H	Marquette	63 80					115	A	Georgetown	60 65	
				34	A	Minnesota	62 74					115	H	Georgetown	48 65	
				42	A	Creighton	54 65					132	H	Cincinnati	53 50	
				42	H	Creighton	64 71					176	N	Furman	75 62	
												182	H	New Hampshire	71 66	
												209	A	Providence	48 69	
												209	H	Providence	68 59	
												213	A	Bowling Green	53 63	
												231	H	Grambling	72 67	
												288	H	Mt. St. Mary's	66 45	
												331	H	Fort Wayne	62 50	
												340	H	Florida A&M	70 52	

LAST 12 Division I GAMES:																
209	A	Providence	48 69	115	H	Georgetown	48 65	24	H	Villanova	50 89	42	H	Creighton	64 71	
42	A	Creighton	54 65	28	H	DePaul	72 73	209	H	Providence	68 59	30	A	Marquette	67 88	
28	H	DePaul	72 73	54	A	St. John's (NY)	36 70	28	A	DePaul	48 79					
30	H	Marquette	63 80	101	A	Seton Hall	53 58									

Non-Div I Games:

Xavier

RPI 1-25				RPI 26-50				RPI 51-100				RPI 101+				Team's RPI: 117	
RPI	S	Opponent	Score	RPI	S	Opponent	Score	RPI	S	Opponent	Score	RPI	S	Opponent	Score		
				37	H	Princeton	73 59	60	H	Indiana	68 72	148	A	Brown	71 81		
								63	N	UC Davis	61 71	148	H	Brown	77 63		
								69	A	TCU	82 72	150	A	Binghamton	73 69		
								72	A	Harvard	73 97	156	N	Hartford	70 78		
								72	H	Harvard	69 63	157	A	Kansas	75 81		
								74	H	Penn	54 69	162	H	Army West Point	65 82		
								90	A	Dartmouth	57 39	186	A	Stony Brook	77 71		
								90	H	Dartmouth	62 64	209	H	Providence	51 55		
												212	A	Columbia	73 50		
												264	A	Cornell	65 55		
												268	H	Columbia	82 56		
												286	A	Central Conn. St.	75 62		
												287	H	LIU Brooklyn	62 51		
												348	A	Saint Peter's	70 49		
LAST 12 Division I GAMES:																	
				72	H	Harvard	69 63	90	A	Dartmouth	57 39						
				90	H	Dartmouth	62 64	72	A	Harvard	73 97						
				264	A	Cornell	65 55	148	A	Brown	71 81						
				212	A	Columbia	73 50	148	H	Brown	77 63						
				74	H	Penn	54 69	156	N	Hartford	70 78						
				37	H	Princeton	73 59	63	N	UC Davis	61 71						

Yal e

Average RPI Win:	243	WON-LOST	WINNING	LAST 10	STRENGTH OF	OPP. STRENGTH	TEAM	ADJ.	CONF.	ADJ CONF.
Average RPI Loss:	115	RECORD	PCT. RANK	GAMES	SCHEDULE	OF SCHEDULE	RPI	RPI	RPI	RPI
DIV. I ONLY	11- 14	209	7- 3	140	186	177	177	11	11	
DIV. I NON-CONF.	2- 7	286	0- 0	210	232	274	274	14	14	

TOTALS	RPI 1-25	RPI 26-50	W-L RECORDS	RPI 51-100	RPI 101-999	RPI 201+				
11- 14	0- 2	0- 0	OVERALL	1- 4	10- 8	8- 2				
5- 6	0- 1	0- 0	HOME	0- 2	5- 3	4- 1				
6- 8	0- 1	0- 0	AWAY	1- 2	5- 5	4- 1				
0- 0	0- 0	0- 0	NEUTRAL	0- 0	0- 0	0- 0				
2- 7	0- 0	0- 0	NON-CONFERENCE	0- 1	2- 6	2- 1				
1- 2	0- 0	0- 0	HOME	0- 0	1- 2	1- 0				
1- 5	0- 0	0- 0	AWAY	0- 1	1- 4	1- 1				
0- 0	0- 0	0- 0	NEUTRAL	0- 0	0- 0	0- 0				
9- 7	0- 2	0- 0	CONFERENCE	1- 3	8- 2	6- 1				
4- 4	0- 1	0- 0	HOME	0- 2	4- 1	3- 1				
5- 3	0- 1	0- 0	AWAY	1- 1	4- 1	3- 0				
0- 0	0- 0	0- 0	NEUTRAL	0- 0	0- 0	0- 0				

RPI 1-25				RPI 26-50				RPI 51-100				RPI 101+ Team's RPI: 177			
RPI	S	Opponent	Score	RPI	S	Opponent	Score	RPI	S	Opponent	Score	RPI	S	Opponent	Score
12	A	Green Bay	56 65					56	A	American	72 78	107	A	Milwaukee	61 62
12	H	Green Bay	42 67					75	A	IUPUI	70 67	107	H	Milwaukee	86 85
								75	H	IUPUI	43 65	118	A	Cleveland St.	66 52
								100	A	Wright St.	50 73	123	H	Bucknell	60 66
								100	H	Wright St.	59 69	129	A	Saint Francis (PA)	65 79
												137	A	Robert Morris	52 84
												154	H	Kent St.	44 55
												170	A	Pittsburgh	58 66
												210	A	Akron	58 75
												218	A	Oakland	86 76
												218	H	Oakland	48 58
												241	H	Northern Ky.	54 51
												300	A	Loyola Chicago	73 49
												313	H	Northern Ariz.	69 67
												319	A	Detroit Mercy	72 52
												319	H	Detroit Mercy	76 59
												332	A	Ill. - Chicago	71 52
												332	H	Ill. - Chicago	76 63

LAST 12 Division I GAMES:															
12	H	Green Bay	42 67	100	H	Wright St.	59 69	107	H	Northern Ky.	54 51				
107	H	Milwaukee	86 85	241	H	Northern Ky.	54 51	118	A	Cleveland St.	66 52				
332	A	Ill. - Chicago	71 52	100	A	Wright St.	50 73	107	A	Milwaukee	61 62				
75	A	IUPUI	70 67	100	A	Wright St.	50 73	107	A	Milwaukee	61 62				
319	A	Detroit Mercy	72 52	107	A	Milwaukee	61 62	12	A	Green Bay	56 65				
218	A	Oakland	86 76												

Non-Div I Games: Ohio Valley 86 59 Penn St.-Beaver 97 40

Youngstown St.