

Average RPI Win:	302	WON-LOST	WINNING	LAST 10	STRENGTH OF	OPP. STRENGTH	TEAM	ADJ.	CONF.	ADJ CONF.
Average RPI Loss:	183	RECORD	PCT. RANK	GAMES	SCHEDULE	OF SCHEDULE	RPI	RPI	RPI	RPI
DIV. I ONLY	6- 16	295	4- 6	207	337	303	303	27	27	
DIV. I NON-CONF.	1- 7	313	0- 0	54	348	293	293	27	27	
TOTALS	RPI 1-25	RPI 26-50	W-L RECORDS	RPI 51-100	RPI 101-150	RPI 150+				
6- 16	0- 1	0- 0	OVERALL	0- 2	0- 4	6- 9				
4- 5	0- 0	0- 0	HOME	0- 2	0- 2	4- 1				
2- 10	0- 1	0- 0	AWAY	0- 0	0- 2	2- 7				
0- 1	0- 0	0- 0	NEUTRAL	0- 0	0- 0	0- 1				
1- 7	0- 1	0- 0	NON-CONFERENCE	0- 1	0- 0	1- 5				
1- 2	0- 0	0- 0	HOME	0- 1	0- 0	1- 1				
0- 4	0- 1	0- 0	AWAY	0- 0	0- 0	0- 3				
0- 1	0- 0	0- 0	NEUTRAL	0- 0	0- 0	0- 1				
5- 9	0- 0	0- 0	CONFERENCE	0- 1	0- 4	5- 4				
3- 3	0- 0	0- 0	HOME	0- 1	0- 2	3- 0				
2- 6	0- 0	0- 0	AWAY	0- 0	0- 2	2- 4				
0- 0	0- 0	0- 0	NEUTRAL	0- 0	0- 0	0- 0				

RPI 1-25				RPI 26-50				RPI 51-100				RPI 101+ Team's RPI: 303			
RPI	S	Opponent	Score	RPI	S	Opponent	Score	RPI	S	Opponent	Score	RPI	S	Opponent	Score
16	A	Texas A&M	55 84					84	H	Toledo	60 76	110	A	SFA	56 64
								100	H	Abilene Christian	59 72	117	H	Central Ark.	41 49
												128	A	Lamar University	49 65
												128	H	Lamar University	63 74
												167	A	Rice	36 70
												172	A	Texas St.	50 57
												202	A	New Orleans	54 75
												220	H	Texas Southern	64 61
												234	N	UC Santa Barbara	60 66
												251	A	UTRGV	46 55
												251	H	UTRGV	65 68
												297	H	Northwestern St.	60 51
												298	A	Nicholls St.	54 74
												298	H	Nicholls St.	65 60
												327	A	Southeastern La.	69 53
												327	H	Southeastern La.	77 61
												332	A	Incarinate Word	56 63
												341	A	Sam Houston St.	63 37
												342	A	Houston Baptist	51 56
LAST 12 Division I GAMES:															
128	H	Lamar University	63 74	128	A	Lamar University	49 65								
332	A	Incarinate Word	56 63	341	A	Sam Houston St.	63 37								
327	A	Southeastern La.	69 53	117	H	Central Ark.	41 49								
342	A	Houston Baptist	51 56	327	H	Southeastern La.	77 61								
100	H	Abilene Christian	59 72	297	H	Northwestern St.	60 51								
298	H	Nicholls St.	65 60	110	A	SFA	56 64								

Non-Div I Games: Schreiner 73 44 Okla. Panhandle 66 40 Montana Tech 83 50

A&M-Corpus Christi

Loss, Non-Conf, S Site, H Home A Away N Neutral

Average RPI Win: 244	WON-LOST	WINNING	LAST 10	STRENGTH OF	OPP. STRENGTH	TEAM	ADJ.	CONF.	ADJ CONF.
Average RPI Loss: 125	RECORD	PCT. RANK	GAMES	SCHEDULE	OF SCHEDULE	RPI	RPI	RPI	RPI
DIV. I ONLY	15- 8	98	9- 1	136	291	100	100	27	27
DIV. I NON-CONF.	3- 6	230	0- 0	105	142	195	195	27	27

TOTALS	RPI 1-25	RPI 26-50	W-L RECORDS	RPI 51-100	RPI 101-150	RPI 150+			
15- 8	0- 3	0- 0	OVERALL	0- 0	4- 2	11- 3			
8- 2	0- 0	0- 0	HOME	0- 0	3- 1	5- 1			
6- 6	0- 3	0- 0	AWAY	0- 0	1- 1	5- 2			
1- 0	0- 0	0- 0	NEUTRAL	0- 0	0- 0	1- 0			
3- 6	0- 3	0- 0	NON-CONFERENCE	0- 0	1- 0	2- 3			
2- 1	0- 0	0- 0	HOME	0- 0	1- 0	1- 1			
0- 5	0- 3	0- 0	AWAY	0- 0	0- 0	0- 2			
1- 0	0- 0	0- 0	NEUTRAL	0- 0	0- 0	1- 0			
12- 2	0- 0	0- 0	CONFERENCE	0- 0	3- 2	9- 0			
6- 1	0- 0	0- 0	HOME	0- 0	2- 1	4- 0			
6- 1	0- 0	0- 0	AWAY	0- 0	1- 1	5- 0			
0- 0	0- 0	0- 0	NEUTRAL	0- 0	0- 0	0- 0			

RPI 1-25				RPI 26-50				RPI 51-100 Team's RPI: 100				RPI 101+			
RPI	S	Opponent	Score	RPI	S	Opponent	Score	RPI	S	Opponent	Score	RPI	S	Opponent	Score
8	A	Baylor	34 79									110	A	SFA	80 73
16	A	Texas A&M	45 71									110	H	SFA	61 70
24	A	Missouri	46 52									117	A	Central Ark.	70 80
												117	H	Central Ark.	83 76
												128	H	Lamar University	77 59
												150	H	Omaha	73 66
												188	A	UTSA	68 71
												202	H	New Orleans	68 55
												216	A	Wichita St.	62 81
												245	N	Murray St.	81 57
												251	H	UTRGV	70 54
												269	H	McNeese	77 65
												297	A	Northwestern St.	75 74
												297	H	Northwestern St.	79 57
												298	A	Nicholls St.	89 73
												303	A	A&M-Corpus Christi	72 59
												318	H	UMKC	68 71
												327	A	Southeastern La.	82 57
												332	A	Incarnate Word	75 66
												341	H	Sam Houston St.	78 56
LAST 12 Division I GAMES:															
297	A	Northwestern St.	75 74	269	H	McNeese	77 65								
110	A	SFA	80 73	332	A	Incarnate Word	75 66								
297	H	Northwestern St.	79 57	298	A	Nicholls St.	89 73								
117	A	Central Ark.	70 80	128	H	Lamar University	77 59								
341	H	Sam Houston St.	78 56	110	H	SFA	61 70								
303	A	A&M-Corpus Christi	72 59	117	H	Central Ark.	83 76								

Non-Div I Games: Harding 74 62 Sul Ross St. 106 58 Howard Payne 87 52

Abilene Christian

Loss, Non-Conf, S Site, H Home A Away N Neutral

Average RPI Win:	312	WON-LOST	WINNING	LAST 10	STRENGTH OF	OPP. STRENGTH	TEAM	ADJ.	CONF.	ADJ CONF.
Average RPI Loss:	166	RECORD	PCT. RANK	GAMES	SCHEDULE	OF SCHEDULE	RPI	RPI	RPI	RPI
DIV. I ONLY	3- 21	334	1- 9	202	234	323	323	13	13	
DIV. I NON-CONF.	2- 8	288	0- 0	256	326	319	319	15	15	
TOTALS	RPI 1-25	RPI 26-50	W-L RECORDS	RPI 51-100	RPI 101-150	RPI 150+				
3- 21	0- 0	0- 0	OVERALL	0- 5	0- 5	3- 11				
1- 11	0- 0	0- 0	HOME	0- 4	0- 3	1- 4				
2- 10	0- 0	0- 0	AWAY	0- 1	0- 2	2- 7				
0- 0	0- 0	0- 0	NEUTRAL	0- 0	0- 0	0- 0				
2- 8	0- 0	0- 0	NON-CONFERENCE	0- 2	0- 2	2- 4				
1- 4	0- 0	0- 0	HOME	0- 1	0- 2	1- 1				
1- 4	0- 0	0- 0	AWAY	0- 1	0- 0	1- 3				
0- 0	0- 0	0- 0	NEUTRAL	0- 0	0- 0	0- 0				
1- 13	0- 0	0- 0	CONFERENCE	0- 3	0- 3	1- 7				
0- 7	0- 0	0- 0	HOME	0- 3	0- 1	0- 3				
1- 6	0- 0	0- 0	AWAY	0- 0	0- 2	1- 4				
0- 0	0- 0	0- 0	NEUTRAL	0- 0	0- 0	0- 0				

RPI S	Opponent	Score	RPI S	Opponent	Score	RPI S	Opponent	Score	RPI S	Opponent	Score	Team's RPI: 323
						53	H Colorado St.	35 72	115	A Wyoming	41 73	
						68	H Boise St.	59 69	115	H Wyoming	54 66	
						85	H UNLV	56 60	120	H Navy	46 64	
						86	A Colorado	68 95	125	H Northern Colo.	44 71	
						92	H Vanderbilt	49 75	141	A New Mexico	64 81	
									156	A Army West Point	47 75	
									174	A Fresno St.	40 63	
									174	H Fresno St.	56 72	
									192	A Utah St.	62 65	
									195	A San Jose St.	74 86	
									195	H San Jose St.	67 83	
									219	H Weber St.	61 76	
									261	A San Diego St.	62 59	
									287	A Nevada	58 65	
									287	H Nevada	51 56	
									288	A Eastern Mich.	44 65	
									310	A Denver	52 65	
									331	H Utah Valley	64 53	
									345	A Fairleigh Dickinson	56 48	
LAST 12 Division I GAMES:												
195	H	San Jose St.	67	83	261	A	San Diego St.	62	59			
287	A	Nevada	58	65	85	H	UNLV	56	60			
68	H	Boise St.	59	69	287	H	Nevada	51	56			
141	A	New Mexico	64	81	195	A	San Jose St.	74	86			
115	A	Wyoming	41	73	174	A	Fresno St.	40	63			
174	H	Fresno St.	56	72	53	H	Colorado St.	35	72			

Non-Div I Games:

Air Force

■ Loss,
 ■ Non-Conf, S Site,
 ■ Home
 ■ Away
 N Neutral

A

A

Non-Div I Games:	Ohio Christian	69	52	Malone	63	52
------------------	----------------	----	----	--------	----	----

Page 4

Alabama

Through Games Of Feb. 18, 2017

Average RPI Win:	206	WON-LOST	WINNING	LAST 10	STRENGTH OF	OPP. STRENGTH	TEAM	ADJ.	CONF.	ADJ CONF.
Average RPI Loss:	47	RECORD	PCT. RANK	GAMES	SCHEDULE	OF SCHEDULE	RPI	RPI	RPI	RPI
DIV. I ONLY	16- 10	108	2- 8	148	61	129	129	2	2	
DIV. I NON-CONF.	12- 1	7	0- 0	340	252	121	121	2	2	
TOTALS	RPI 1-25	RPI 26-50	W-L RECORDS	RPI 51-100	RPI 101-150	RPI 150+				
16- 10	2- 5	0- 1	OVERALL	1- 3	2- 1	11- 0				
12- 5	1- 2	0- 1	HOME	1- 1	1- 1	9- 0				
2- 5	1- 3	0- 0	AWAY	0- 2	1- 0	0- 0				
2- 0	0- 0	0- 0	NEUTRAL	0- 0	0- 0	2- 0				
12- 1	0- 0	0- 0	NON-CONFERENCE	1- 1	0- 0	11- 0				
10- 0	0- 0	0- 0	HOME	1- 0	0- 0	9- 0				
0- 1	0- 0	0- 0	AWAY	0- 1	0- 0	0- 0				
2- 0	0- 0	0- 0	NEUTRAL	0- 0	0- 0	2- 0				
4- 9	2- 5	0- 1	CONFERENCE	0- 2	2- 1	0- 0				
2- 5	1- 2	0- 1	HOME	0- 1	1- 1	0- 0				
2- 4	1- 3	0- 0	AWAY	0- 1	1- 0	0- 0				
0- 0	0- 0	0- 0	NEUTRAL	0- 0	0- 0	0- 0				

RPI 1-25				RPI 26-50				RPI 51-100				RPI 101+ Team's RPI: 129			
RPI	S	Opponent	Score	RPI	S	Opponent	Score	RPI	S	Opponent	Score	RPI	S	Opponent	Score
3	H	Mississippi St.	54 67	38	H	Auburn	55 66	51	H	Georgia Tech	67 65	109	A	Ole Miss	65 57
4	A	South Carolina	45 93					57	A	Georgetown	59 70	109	H	Ole Miss	90 80
15	H	Kentucky	54 71					77	H	Florida	56 66	141	H	Arkansas	50 68
16	A	Texas A&M	48 69					92	A	Vanderbilt	80 87	154	H	Kansas	71 65
18	H	Tennessee	65 57									202	H	New Orleans	78 57
24	A	Missouri	59 58									227	H	Ga. Southern	66 48
25	A	LSU	41 48									247	H	Georgia St.	80 57
												269	N	McNeese	84 63
												290	H	Lipscomb	82 35
												300	N	UTEP	78 60
												301	H	Alcorn	93 43
												311	H	Mississippi Val.	93 44
												339	H	Florida A&M	81 46
												349	H	Alabama A&M	97 29
LAST 12 Division I GAMES:															
18	H	Tennessee	65 57	109	A	Ole Miss	65 57								
77	H	Florida	56 66	3	H	Mississippi St.	54 67								
16	A	Texas A&M	48 69	141	H	Arkansas	50 68								
25	A	LSU	41 48	15	H	Kentucky	54 71								
38	H	Auburn	55 66	24	A	Missouri	59 58								
92	A	Vanderbilt	80 87	109	H	Ole Miss	90 80								

Non-Div I Games:

Alabama

■ Loss,
 ■ Non-Conf, S Site,
 ■ Home
 ■ Away
 N Neutral

Alabama A&M

Through Games Of Feb. 18, 2017

Average RPI Win:	0	WON-LOST	WINNING	LAST 10	STRENGTH OF	OPP. STRENGTH	TEAM	ADJ.	CONF.	ADJ CONF.
Average RPI Loss:	234	RECORD	PCT. RANK	GAMES	SCHEDULE	OF SCHEDULE	RPI	RPI	RPI	RPI
DIV. I ONLY	0- 20	348	0- 10	323	336	349	349	30	30	
DIV. I NON-CONF.	0- 7	335	0- 0	197	276	342	342	30	30	
TOTALS	RPI 1-25	RPI 26-50	W-L RECORDS	RPI 51-100	RPI 101-150	RPI 150+				
0- 20	0- 0	0- 0	OVERALL	0- 1	0- 2	0- 17				
0- 7	0- 0	0- 0	HOME	0- 0	0- 0	0- 7				
0- 13	0- 0	0- 0	AWAY	0- 0	0- 0	0- 5				
0- 0	0- 0	0- 0	NEUTRAL	0- 0	0- 0	0- 0				
0- 7	0- 0	0- 0	NON-CONFERENCE	0- 1	0- 2	0- 4				
0- 0	0- 0	0- 0	HOME	0- 0	0- 0	0- 0				
0- 7	0- 0	0- 0	AWAY	0- 1	0- 2	0- 4				
0- 0	0- 0	0- 0	NEUTRAL	0- 0	0- 0	0- 0				
0- 13	0- 0	0- 0	CONFERENCE	0- 0	0- 0	0- 13				
0- 7	0- 0	0- 0	HOME	0- 0	0- 0	0- 7				
0- 6	0- 0	0- 0	AWAY	0- 0	0- 0	0- 6				
0- 0	0- 0	0- 0	NEUTRAL	0- 0	0- 0	0- 0				

RPI 1-25			RPI 26-50			RPI 51-100				RPI 101+		Team's RPI: 349		
RPI	S	Opponent	Score	RPI	S	Opponent	Score	RPI	S	Opponent	Score			
								56	A	Western Ky.	32	96		
										106	A	North Carolina	35	80
										129	A	Alabama	29	97
										208	A	Alabama St.	35	62
										208	H	Alabama St.	37	52
										218	H	Grambling	53	68
										220	A	Texas Southern	51	60
										230	A	Samford	37	61
										233	A	Southern U.	57	69
										233	H	Southern U.	54	66
										245	A	Murray St.	49	81
										246	A	Ark.-Pine Bluff	57	61
										246	H	Ark.-Pine Bluff	55	65
										266	A	Evansville	54	63
										278	A	Southeast Mo. St.	47	75
										293	A	Prairie View	47	71
										301	H	Alcorn	57	73
										311	A	Mississippi Val.	58	60
										311	H	Mississippi Val.	52	58
										346	H	Jackson St.	54	64
LAST 12 Division I GAMES:														
				233	A	Southern U.	57	69		301	H	Alcorn	57	73
				208	A	Alabama St.	35	62		233	H	Southern U.	54	66
				246	H	Ark.-Pine Bluff	55	65		208	H	Alabama St.	37	52
				311	H	Mississippi Val.	52	58		246	A	Ark.-Pine Bluff	57	61
				220	A	Texas Southern	51	60		311	A	Mississippi Val.	58	60
				293	A	Prairie View	47	71		218	H	Grambling	53	68

Non-Div I Games: Oakwood 68 65 Concordia (AL) 61 58

Alabama A&M

■ Loss,
 ■ Non-Conf, S Site,
 ■ Home
 ■ Away
 N Neutral

Average RPI Win:	304	WON-LOST	WINNING	LAST 10	STRENGTH OF	OPP. STRENGTH	TEAM	ADJ.	CONF.	ADJ CONF.
Average RPI Loss:	136	RECORD	PCT. RANK	GAMES	SCHEDULE	OF SCHEDULE	RPI	RPI	RPI	RPI
DIV. I ONLY	10- 12	206	8- 2	268	279	208	208	30	30	
DIV. I NON-CONF.	0- 9	335	0- 0	27	24	261	261	30	30	
TOTALS	RPI 1-25	RPI 26-50	W-L RECORDS	RPI 51-100	RPI 101-150	RPI 150+				
10- 12	0- 2	0- 1	OVERALL	0- 1	0- 3	10- 5				
5- 2	0- 0	0- 0	HOME	0- 0	0- 0	5- 2				
5- 10	0- 0	0- 0	AWAY	0- 0	0- 2	5- 1				
0- 0	0- 0	0- 0	NEUTRAL	0- 0	0- 0	0- 0				
0- 9	0- 2	0- 1	NON-CONFERENCE	0- 1	0- 3	0- 2				
0- 0	0- 0	0- 0	HOME	0- 0	0- 0	0- 0				
0- 9	0- 2	0- 1	AWAY	0- 1	0- 3	0- 2				
0- 0	0- 0	0- 0	NEUTRAL	0- 0	0- 0	0- 0				
10- 3	0- 0	0- 0	CONFERENCE	0- 0	0- 0	10- 3				
5- 2	0- 0	0- 0	HOME	0- 0	0- 0	5- 2				
5- 1	0- 0	0- 0	AWAY	0- 0	0- 0	5- 1				
0- 0	0- 0	0- 0	NEUTRAL	0- 0	0- 0	0- 0				

RPI 1-25				RPI 26-50				RPI 51-100				RPI 101+ Team's RPI: 208			
RPI	S	Opponent	Score	RPI	S	Opponent	Score	RPI	S	Opponent	Score	RPI	S	Opponent	Score
3	A	Mississippi St.	47 90	26	A	Ohio St.	61 118	51	A	Georgia Tech	48 70	106	A	North Carolina	54 84
25	A	LSU	40 93									108	A	Troy	66 95
												122	A	Southern Miss.	43 70
												218	H	Grambling	45 60
												220	A	Texas Southern	48 52
												230	A	Samford	49 63
												233	H	Southern U.	75 70
												246	A	Ark.-Pine Bluff	74 62
												246	H	Ark.-Pine Bluff	51 52
												277	A	Savannah St.	39 54
												293	A	Prairie View	75 61
												301	A	Alcorn	62 56
												301	H	Alcorn	72 54
												311	A	Mississippi Val.	79 73
												311	H	Mississippi Val.	71 57
												346	H	Jackson St.	73 64
												349	A	Alabama A&M	52 37
												349	H	Alabama A&M	62 35
LAST 12 Division I GAMES:															
301	A	Alcorn	62 56	233	H	Southern U.	75 70								
349	H	Alabama A&M	62 35	301	H	Alcorn	72 54								
311	H	Mississippi Val.	71 57	349	A	Alabama A&M	52 37								
246	H	Ark.-Pine Bluff	51 52	311	A	Mississippi Val.	79 73								
293	A	Prairie View	75 61	246	A	Ark.-Pine Bluff	74 62								
220	A	Texas Southern	48 52	346	H	Jackson St.	73 64								

Non-Div I Games: Mobile 84 45

Alabama St.

■ Loss,
 ■ Non-Conf,
 ■ S Site,
 ■ Home
 ■ A Away
 N Neutral

Average RPI Win: 226	WON-LOST	WINNING	LAST 10	STRENGTH OF	OPP. STRENGTH	TEAM	ADJ.	CONF.	ADJ CONF.
Average RPI Loss: 133	RECORD	PCT. RANK	GAMES	SCHEDULE	OF SCHEDULE	RPI	RPI	RPI	RPI
DIV. I ONLY	15- 11	127	8- 2	184	199	139	139	22	22
DIV. I NON-CONF.	5- 7	205	0- 0	163	132	181	181	22	22
TOTALS	RPI 1-25	RPI 26-50	W-L RECORDS	RPI 51-100	RPI 101-150	RPI 150+			
15- 11	0- 2	0- 0	OVERALL	1- 2	1- 3	13- 4			
11- 1	0- 0	0- 0	HOME	1- 0	1- 0	9- 1			
4- 9	0- 1	0- 0	AWAY	0- 2	0- 3	4- 3			
0- 1	0- 1	0- 0	NEUTRAL	0- 0	0- 0	0- 0			
5- 7	0- 2	0- 0	NON-CONFERENCE	0- 1	0- 2	5- 2			
4- 0	0- 0	0- 0	HOME	0- 0	0- 0	4- 0			
1- 6	0- 1	0- 0	AWAY	0- 1	0- 2	1- 2			
0- 1	0- 1	0- 0	NEUTRAL	0- 0	0- 0	0- 0			
10- 4	0- 0	0- 0	CONFERENCE	1- 1	1- 1	8- 2			
7- 1	0- 0	0- 0	HOME	1- 0	1- 0	5- 1			
3- 3	0- 0	0- 0	AWAY	0- 1	0- 1	3- 1			
0- 0	0- 0	0- 0	NEUTRAL	0- 0	0- 0	0- 0			

RPI 1-25				RPI 26-50				RPI 51-100				RPI 101+ Team's RPI: 139			
RPI	S	Opponent	Score	RPI	S	Opponent	Score	RPI	S	Opponent	Score	RPI	S	Opponent	Score
15	A	Kentucky	46 70					72	A	St. John's (NY)	36 54	126	A	Fordham	82 89
19	N	Miami (FL)	53 77					73	A	New Hampshire	58 71	140	A	Maine	71 84
								73	H	New Hampshire	64 55	140	H	Maine	64 60
												144	A	Yale	53 64
												156	H	Army West Point	65 59
												173	H	Hartford	82 71
												177	H	Siena	88 86
												184	H	Fairfield	59 45
												203	A	UMBC	60 63
												203	H	UMBC	56 64
												217	A	Binghamton	67 61
												217	H	Binghamton	80 63
												231	A	St. Bonaventure	59 67
												236	A	Dartmouth	61 69
												240	H	Boston U.	69 54
												255	A	Stony Brook	75 57
												255	H	Stony Brook	64 54
												281	H	Vermont	64 53
												334	A	Wagner	75 50
												344	A	UMass Lowell	79 60
												344	H	UMass Lowell	93 69
LAST 12 Division I GAMES:															
140	H	Maine	64 60	173	H	Hartford	82 71								
203	A	UMBC	60 63	281	H	Vermont	64 53								
217	H	Binghamton	80 63	140	A	Maine	71 84								
73	H	New Hampshire	64 55	217	A	Binghamton	67 61								
255	A	Stony Brook	75 57	203	H	UMBC	56 64								
344	A	UMass Lowell	79 60	73	A	New Hampshire	58 71								

Non-Div I Games: Post 85 61

Albany (NY)

■ Loss,
 ■ Non-Conf,
 ■ S Site,
 ■ H Home
 ■ A Away
 N Neutral

Average RPI Win:	304	WON-LOST	WINNING	LAST 10	STRENGTH OF	OPP. STRENGTH	TEAM	ADJ.	CONF.	ADJ CONF.
Average RPI Loss:	180	RECORD	PCT. RANK	GAMES	SCHEDULE	OF SCHEDULE	RPI	RPI	RPI	RPI
DIV. I ONLY	8- 17	268	2- 4	283	327	301	301	30	30	
DIV. I NON-CONF.	0- 11	335	0- 1	120	236	322	322	30	30	
TOTALS	RPI 1-25	RPI 26-50	W-L RECORDS	RPI 51-100	RPI 101-150	RPI 150+				
8- 17	0- 0	0- 0	OVERALL	0- 1	0- 6	8- 10				
5- 5	0- 0	0- 0	HOME	0- 0	0- 1	5- 4				
3- 11	0- 0	0- 0	AWAY	0- 0	0- 2	3- 2				
0- 1	0- 0	0- 0	NEUTRAL	0- 0	0- 0	0- 1				
0- 11	0- 0	0- 0	NON-CONFERENCE	0- 1	0- 6	0- 4				
0- 2	0- 0	0- 0	HOME	0- 0	0- 1	0- 1				
0- 8	0- 0	0- 0	AWAY	0- 1	0- 5	0- 2				
0- 1	0- 0	0- 0	NEUTRAL	0- 0	0- 0	0- 1				
8- 6	0- 0	0- 0	CONFERENCE	0- 0	0- 0	8- 6				
5- 3	0- 0	0- 0	HOME	0- 0	0- 0	5- 3				
3- 3	0- 0	0- 0	AWAY	0- 0	0- 0	3- 3				
0- 0	0- 0	0- 0	NEUTRAL	0- 0	0- 0	0- 0				

RPI 1-25				RPI 26-50				RPI 51-100				RPI 101+ Team's RPI: 301			
RPI	S	Opponent	Score	RPI	S	Opponent	Score	RPI	S	Opponent	Score	RPI	S	Opponent	Score
								97	A	Texas Tech	37 90	111	A	Arizona	59 74
												117	A	Central Ark.	45 59
												117	H	Central Ark.	57 71
												122	A	Southern Miss.	56 99
												129	A	Alabama	43 93
												135	A	TCU	39 95
												171	A	Houston	70 85
												208	A	Alabama St.	54 72
												208	H	Alabama St.	56 62
												218	A	Grambling	63 86
												218	H	Grambling	63 67
												220	H	Texas Southern	53 57
												221	A	Grand Canyon	44 77
												233	H	Southern U.	69 63
												246	A	Ark.-Pine Bluff	56 61
												246	H	Ark.-Pine Bluff	70 48
												249	H	Jacksonville St.	66 70
												278	N	Southeast Mo. St.	50 68
												293	H	Prairie View	62 55
												311	A	Mississippi Val.	68 60
												311	H	Mississippi Val.	69 49
												346	A	Jackson St.	70 53
												346	H	Jackson St.	74 51
												349	A	Alabama A&M	73 57
LAST 12 Division I GAMES:															
278	N	Southeast Mo. St.	50 68	233	H	Southern U.	69 63								
208	H	Alabama St.	56 62	349	A	Alabama A&M	73 57								
246	A	Ark.-Pine Bluff	56 61	208	A	Alabama St.	54 72								
311	A	Mississippi Val.	68 60	246	H	Ark.-Pine Bluff	70 48								
218	H	Grambling	63 67	311	H	Mississippi Val.	69 49								
346	H	Jackson St.	74 51	218	A	Grambling	63 86								

Non-Div I Games:

Alcorn

■ Loss,
 ■ Non-Conf,
 ■ S Site,
 ■ H Home
 ■ A Away
 N Neutral

Average RPI Win: 239	WON-LOST	WINNING	LAST 10	STRENGTH OF	OPP. STRENGTH	TEAM	ADJ.	CONF.	ADJ CONF.
Average RPI Loss: 169	RECORD	PCT. RANK	GAMES	SCHEDULE	OF SCHEDULE	RPI	RPI	RPI	RPI
DIV. I ONLY	12- 14	194	5- 5	212	252	210	210	24	24
DIV. I NON-CONF.	3- 8	262	0- 0	103	195	225	225	25	25
TOTALS	RPI 1-25	RPI 26-50	W-L RECORDS	RPI 51-100	RPI 101-150	RPI 150+			
12- 14	0- 0	1- 1	OVERALL	1- 2	0- 2	10- 9			
7- 4	0- 0	1- 0	HOME	1- 0	0- 1	5- 3			
5- 8	0- 0	0- 1	AWAY	0- 2	0- 0	5- 5			
0- 2	0- 0	0- 0	NEUTRAL	0- 0	0- 1	0- 1			
3- 8	0- 0	1- 1	NON-CONFERENCE	0- 1	0- 2	2- 4			
2- 2	0- 0	1- 0	HOME	0- 0	0- 1	1- 1			
1- 4	0- 0	0- 1	AWAY	0- 1	0- 0	1- 2			
0- 2	0- 0	0- 0	NEUTRAL	0- 0	0- 1	0- 1			
9- 6	0- 0	0- 0	CONFERENCE	1- 1	0- 0	8- 5			
5- 2	0- 0	0- 0	HOME	1- 0	0- 0	4- 2			
4- 4	0- 0	0- 0	AWAY	0- 1	0- 0	4- 3			
0- 0	0- 0	0- 0	NEUTRAL	0- 0	0- 0	0- 0			

RPI 1-25			RPI 26-50			RPI 51-100			RPI 101+			Team's RPI: 210
RPI	S	Opponent	Score	RPI	S	Opponent	Score	RPI	S	Opponent	Score	
34	A	Michigan	33 82	67	A	Bucknell	67 73	130	H	Delaware	55 56	
46	H	George Washington	66 61	67	H	Bucknell	59 47	137	N	VCU	62 68	
				75	A	Penn St.	65 70	151	H	William & Mary	34 48	
								156	A	Army West Point	51 53	
								156	H	Army West Point	57 68	
								165	A	La Salle	59 63	
								186	A	Hofstra	67 72	
								203	H	UMBC	70 53	
								240	A	Boston U.	62 71	
								240	H	Boston U.	73 62	
								247	N	Georgia St.	58 59	
								254	A	Colgate	73 62	
								254	H	Colgate	68 57	
								258	A	Loyola Maryland	60 45	
								302	A	Lehigh	70 58	
								302	H	Lehigh	68 51	
								308	A	Youngstown St.	77 64	
								312	A	Holy Cross	46 51	
								312	H	Holy Cross	60 61	
								319	A	Lafayette	76 52	
								319	H	Lafayette	75 45	
LAST 12 Division I GAMES:												
312	A	Holy Cross	46 51	254	A	Colgate	73 62					
319	H	Lafayette	75 45	312	H	Holy Cross	60 61					
156	H	Army West Point	57 68	319	A	Lafayette	76 52					
240	A	Boston U.	62 71	156	A	Army West Point	51 53					
302	A	Lehigh	70 58	240	H	Boston U.	73 62					
67	H	Bucknell	59 47	302	H	Lehigh	68 51					

Non-Div I Games:

American

■ Loss,
 ■ Non-Conf,
 ■ S Site,
 ■ H Home
 ■ A Away
 N Neutral

Appalachian St.

Through Games Of Feb. 18, 2017

Average RPI Win:	258	WON-LOST	WINNING	LAST 10	STRENGTH OF	OPP. STRENGTH	TEAM	ADJ.	CONF.	ADJ CONF.
Average RPI Loss:	138	RECORD	PCT. RANK	GAMES	SCHEDULE	OF SCHEDULE	RPI	RPI	RPI	RPI
DIV. I ONLY	10- 16	237	3- 7	164	230	209	209	21	21	
DIV. I NON-CONF.	5- 6	186	0- 0	143	218	167	167	19	19	
TOTALS	RPI 1-25	RPI 26-50	W-L RECORDS	RPI 51-100	RPI 101-150	RPI 150+				
10- 16	0- 2	0- 2	OVERALL	0- 1	0- 4	10- 7				
4- 6	0- 0	0- 1	HOME	0- 0	0- 2	4- 3				
5- 10	0- 2	0- 1	AWAY	0- 1	0- 2	5- 4				
1- 0	0- 0	0- 0	NEUTRAL	0- 0	0- 0	1- 0				
5- 6	0- 2	0- 0	NON-CONFERENCE	0- 1	0- 1	5- 2				
2- 2	0- 0	0- 0	HOME	0- 0	0- 1	2- 1				
2- 4	0- 2	0- 0	AWAY	0- 1	0- 0	2- 1				
1- 0	0- 0	0- 0	NEUTRAL	0- 0	0- 0	1- 0				
5- 10	0- 0	0- 2	CONFERENCE	0- 0	0- 3	5- 5				
2- 4	0- 0	0- 1	HOME	0- 0	0- 1	2- 2				
3- 6	0- 0	0- 1	AWAY	0- 0	0- 2	3- 3				
0- 0	0- 0	0- 0	NEUTRAL	0- 0	0- 0	0- 0				

RPI 1-25				RPI 26-50				RPI 51-100				RPI 101+ Team's RPI: 209			
RPI	S	Opponent	Score	RPI	S	Opponent	Score	RPI	S	Opponent	Score	RPI	S	Opponent	Score
17	A	DePaul	58 99	48	A	Little Rock	55 67	51	A	Georgia Tech	52 81	107	A	UT Arlington	63 74
18	A	Tennessee	66 92	48	H	Little Rock	69 77					107	H	UT Arlington	62 73
												108	A	Troy	77 86
												134	H	Radford	54 57
												172	A	Texas St.	66 64
												172	H	Texas St.	37 53
												191	H	Col. of Charleston	62 65
												194	A	ETSU	71 68
												225	A	Richmond	46 55
												227	A	Ga. Southern	50 53
												227	H	Ga. Southern	73 48
												238	A	South Ala.	41 54
												242	A	Liberty	66 57
												247	A	Georgia St.	67 63
												247	H	Georgia St.	55 59
												248	H	UNC Asheville	81 51
												271	A	Coastal Caro.	55 60
												280	H	N.C. A&T	71 58
												313	N	Gardner-Webb	72 67
												326	A	Arkansas St.	81 72
												326	H	Arkansas St.	76 50
LAST 12 Division I GAMES:															
238	A	South Ala.	41 54	107	H	UT Arlington	62 73								
108	A	Troy	77 86	172	H	Texas St.	37 53								
247	H	Georgia St.	55 59	227	A	Ga. Southern	50 53								
227	H	Ga. Southern	73 48	247	A	Georgia St.	67 63								
326	A	Arkansas St.	81 72	271	A	Coastal Caro.	55 60								
48	A	Little Rock	55 67	48	H	Little Rock	69 77								

Non-Div I Games:

Appalachian St.

■ Loss,
 ■ Non-Conf, S Site,
 ■ Home
 ■ Away
 N Neutral

Arizona

Through Games Of Feb. 18, 2017

Average RPI Win:	186	WON-LOST	WINNING	LAST 10	STRENGTH OF	OPP. STRENGTH	TEAM	ADJ.	CONF.	ADJ CONF.
Average RPI Loss:	55	RECORD	PCT. RANK	GAMES	SCHEDULE	OF SCHEDULE	RPI	RPI	RPI	RPI
DIV. I ONLY	13- 13	169	3- 7	63	42	111	111	1	1	
DIV. I NON-CONF.	9- 2	37	0- 0	309	296	129	129	1	1	
TOTALS	RPI 1-25	RPI 26-50	W-L RECORDS	RPI 51-100	RPI 101-150	RPI 150+				
13- 13	0- 6	1- 1	OVERALL	3- 4	0- 0	9- 2				
8- 6	0- 3	1- 1	HOME	1- 1	0- 0	6- 1				
5- 7	0- 3	0- 0	AWAY	2- 3	0- 0	3- 1				
0- 0	0- 0	0- 0	NEUTRAL	0- 0	0- 0	0- 0				
9- 2	0- 0	0- 0	NON-CONFERENCE	0- 0	0- 0	9- 2				
6- 1	0- 0	0- 0	HOME	0- 0	0- 0	6- 1				
3- 1	0- 0	0- 0	AWAY	0- 0	0- 0	3- 1				
0- 0	0- 0	0- 0	NEUTRAL	0- 0	0- 0	0- 0				
4- 11	0- 6	1- 1	CONFERENCE	3- 4	0- 0	0- 0				
2- 5	0- 3	1- 1	HOME	1- 1	0- 0	0- 0				
2- 6	0- 3	0- 0	AWAY	2- 3	0- 0	0- 0				
0- 0	0- 0	0- 0	NEUTRAL	0- 0	0- 0	0- 0				

RPI	S	Opponent	Score	RPI	S	Opponent	Score	RPI	S	Opponent	Score	RPI	S	Opponent	Score	Team's RPI: 111
5	H	Oregon St.	57 65	27	H	Oregon	65 79	58	A	Southern California	54 58	154	A	Kansas	51 75	
6	A	Washington	55 91	28	H	Arizona St.	62 58	70	A	Utah	81 70	162	A	New Mexico St.	74 63	
6	H	Washington	73 90					74	A	California	60 71	182	A	George Mason	81 70	
11	A	Stanford	46 73					74	H	California	64 74	187	H	North Texas	58 62	
11	H	Stanford	55 77					86	A	Colorado	56 65	192	H	Utah St.	61 57	
12	A	UCLA	49 69					94	A	Washington St.	70 62	218	H	Grambling	73 46	
								94	H	Washington St.	56 55	228	H	San Diego	76 59	
												232	H	Portland St.	75 52	
												295	A	Southern Utah	77 65	
												301	H	Alcorn	74 59	
												328	H	Fla. Atlantic	77 67	
LAST 12 Division I GAMES:																
28	H	Arizona St.	62 58	58	A	Southern California	54 58	74	A	California	60 71	11	A	Stanford	46 73	
94	A	Washington St.	70 62					94	H	Washington St.	56 55	6	H	Washington	73 90	
6	A	Washington	55 91													
5	H	Oregon St.	57 65													
27	H	Oregon	65 79													
12	A	UCLA	49 69					70	A	Utah	81 70					

Non-Div I Games:

Arizona

Loss, Non-Conf, S Site, H Home A Away N Neutral

Average RPI Win:	123	WON-LOST	WINNING	LAST 10	STRENGTH OF	OPP. STRENGTH	TEAM	ADJ.	CONF.	ADJ CONF.
Average RPI Loss:	29	RECORD	PCT. RANK	GAMES	SCHEDULE	OF SCHEDULE	RPI	RPI	RPI	RPI
DIV. I ONLY	16- 10	108	3- 7	15	6	28	28	1	1	
DIV. I NON-CONF.	9- 2	37	0- 0	83	60	30	30	1	1	
TOTALS	RPI 1-25	RPI 26-50	W-L RECORDS	RPI 51-100	RPI 101-150	RPI 150+				
16- 10	1- 7	1- 1	OVERALL	9- 1	1- 1	4- 0				
9- 3	0- 3	1- 0	HOME	3- 0	1- 0	4- 0				
6- 6	1- 3	0- 1	AWAY	5- 1	0- 1	0- 0				
1- 1	0- 1	0- 0	NEUTRAL	1- 0	0- 0	0- 0				
9- 2	1- 1	0- 1	NON-CONFERENCE	3- 0	1- 0	4- 0				
6- 0	0- 0	0- 0	HOME	1- 0	1- 0	4- 0				
2- 1	1- 0	0- 1	AWAY	1- 0	0- 0	0- 0				
1- 1	0- 1	0- 0	NEUTRAL	1- 0	0- 0	0- 0				
7- 8	0- 6	1- 0	CONFERENCE	6- 1	0- 1	0- 0				
3- 3	0- 3	1- 0	HOME	2- 0	0- 0	0- 0				
4- 5	0- 3	0- 0	AWAY	4- 1	0- 1	0- 0				
0- 0	0- 0	0- 0	NEUTRAL	0- 0	0- 0	0- 0				

RPI 1-25				RPI 26-50				RPI 51-100				RPI 101+			
RPI	S	Opponent	Score	RPI	S	Opponent	Score	RPI	S	Opponent	Score	RPI	S	Opponent	Score
5	H	Oregon St.	45 54	27	H	Oregon	68 63	58	A	Southern California	50 65	111	A	Arizona	58 62
6	A	Washington	57 70	45	A	Marquette	63 75	70	A	Utah	66 44	148	H	Oral Roberts	79 52
6	H	Washington	54 65					72	N	St. John's (NY)	54 41	195	H	San Jose St.	82 37
11	A	Stanford	56 66					74	A	California	54 45	240	H	Boston U.	71 42
11	H	Stanford	57 64					74	H	California	72 62	306	H	Illinois St.	76 40
12	A	UCLA	60 69					77	H	Florida	69 63	312	H	Holy Cross	63 33
15	A	Kentucky	73 71					79	A	Middle Tenn.	69 48				
20	N	Maryland	42 83					86	A	Colorado	71 52				
								94	A	Washington St.	61 58				
								94	H	Washington St.	68 49				
LAST 12 Division I GAMES:															
111	A	Arizona	58 62	12	A	UCLA	60 69								
6	A	Washington	57 70	11	A	Stanford	56 66								
94	A	Washington St.	61 58	74	A	California	54 45								
27	H	Oregon	68 63	6	H	Washington	54 65								
5	H	Oregon St.	45 54	94	H	Washington St.	68 49								
58	A	Southern California	50 65	86	A	Colorado	71 52								

Non-Div I Games:

Arizona St.

Loss, Non-Conf, S Site, H Home A Away N Neutral

Average RPI Win:	285	WON-LOST	WINNING	LAST 10	STRENGTH OF	OPP. STRENGTH	TEAM	ADJ.	CONF.	ADJ CONF.
Average RPI Loss:	186	RECORD	PCT. RANK	GAMES	SCHEDULE	OF SCHEDULE	RPI	RPI	RPI	RPI
DIV. I ONLY	10- 13	216	8- 2	295	324	246	246	30	30	
DIV. I NON-CONF.	1- 8	314	0- 0	112	184	276	276	30	30	
TOTALS	RPI 1-25	RPI 26-50	W-L RECORDS	RPI 51-100	RPI 101-150	RPI 150+				
10- 13	0- 1	0- 1	OVERALL	0- 0	0- 2	10- 9				
5- 3	0- 0	0- 0	HOME	0- 0	0- 0	5- 3				
4- 9	0- 1	0- 1	AWAY	0- 0	0- 2	4- 5				
1- 1	0- 0	0- 0	NEUTRAL	0- 0	0- 0	1- 1				
1- 8	0- 1	0- 1	NON-CONFERENCE	0- 0	0- 2	1- 4				
0- 1	0- 0	0- 0	HOME	0- 0	0- 0	0- 1				
0- 6	0- 1	0- 1	AWAY	0- 0	0- 2	0- 2				
1- 1	0- 0	0- 0	NEUTRAL	0- 0	0- 0	1- 1				
9- 5	0- 0	0- 0	CONFERENCE	0- 0	0- 0	9- 5				
5- 2	0- 0	0- 0	HOME	0- 0	0- 0	5- 2				
4- 3	0- 0	0- 0	AWAY	0- 0	0- 0	4- 3				
0- 0	0- 0	0- 0	NEUTRAL	0- 0	0- 0	0- 0				

RPI 1-25				RPI 26-50				RPI 51-100				RPI 101+ Team's RPI: 246			
RPI	S	Opponent	Score	RPI	S	Opponent	Score	RPI	S	Opponent	Score	RPI	S	Opponent	Score
5	A	Oregon St.	40 73	37	A	South Dakota St.	45 103					127	A	Ball St.	60 88
												138	A	Cincinnati	42 72
												181	A	Xavier	41 62
												189	A	Illinois	58 70
												200	N	Campbell	31 51
												208	A	Alabama St.	52 51
												208	H	Alabama St.	62 74
												218	A	Grambling	54 56
												220	A	Texas Southern	71 60
												220	H	Texas Southern	49 45
												233	A	Southern U.	50 67
												233	H	Southern U.	63 59
												272	H	Austin Peay	55 69
												293	H	Prairie View	64 47
												301	A	Alcorn	48 70
												301	H	Alcorn	61 56
												311	H	Mississippi Val.	63 73
												335	N	Morgan St.	53 44
												346	A	Jackson St.	78 71
												349	A	Alabama A&M	65 55
												349	H	Alabama A&M	61 57
LAST 12 Division I GAMES:															
220	A	Texas Southern	71 60	218	A	Grambling	54 56								
301	H	Alcorn	61 56	293	H	Prairie View	64 47								
233	H	Southern U.	63 59	220	H	Texas Southern	49 45								
349	A	Alabama A&M	65 55	301	A	Alcorn	48 70								
208	A	Alabama St.	52 51	233	A	Southern U.	50 67								
346	A	Jackson St.	78 71	349	H	Alabama A&M	61 57								

Non-Div I Games: Philander Smith 88 65 Tougaloo 71 60

Ark.-Pine Bluff

■ Loss,
 ■ Non-Conf,
 ■ S Site,
 ■ Home
 ■ A Away
 N Neutral

Arkansas

Through Games Of Feb. 18, 2017

Average RPI Win:	190	WON-LOST	WINNING	LAST 10	STRENGTH OF	OPP. STRENGTH	TEAM	ADJ.	CONF.	ADJ CONF.
Average RPI Loss:	55	RECORD	PCT. RANK	GAMES	SCHEDULE	OF SCHEDULE	RPI	RPI	RPI	RPI
DIV. I ONLY	13- 13	169	2- 8	78	59	141	141	2	2	
DIV. I NON-CONF.	11- 2	23	0- 0	291	219	102	102	2	2	
TOTALS	RPI 1-25	RPI 26-50	W-L RECORDS	RPI 51-100	RPI 101-150	RPI 150+				
13- 13	0- 8	0- 0	OVERALL	3- 2	4- 2	6- 1				
9- 7	0- 5	0- 0	HOME	3- 1	1- 1	5- 0				
2- 6	0- 3	0- 0	AWAY	0- 1	1- 1	1- 1				
2- 0	0- 0	0- 0	NEUTRAL	0- 0	2- 0	0- 0				
11- 2	0- 0	0- 0	NON-CONFERENCE	2- 0	3- 1	6- 1				
8- 1	0- 0	0- 0	HOME	2- 0	1- 1	5- 0				
1- 1	0- 0	0- 0	AWAY	0- 0	0- 0	1- 1				
2- 0	0- 0	0- 0	NEUTRAL	0- 0	2- 0	0- 0				
2- 11	0- 8	0- 0	CONFERENCE	1- 2	1- 1	0- 0				
1- 6	0- 5	0- 0	HOME	1- 1	0- 0	0- 0				
1- 5	0- 3	0- 0	AWAY	0- 1	1- 1	0- 0				
0- 0	0- 0	0- 0	NEUTRAL	0- 0	0- 0	0- 0				

RPI 1-25				RPI 26-50				RPI 51-100				RPI 101+				Team's RPI: 141
RPI	S	Opponent	Score	RPI	S	Opponent	Score	RPI	S	Opponent	Score	RPI	S	Opponent	Score	
3	H	Mississippi St.	51 59					62	H	South Dakota	70 67	109	A	Ole Miss	64 73	
4	H	South Carolina	49 79					77	A	Florida	53 57	116	H	Stetson	79 62	
15	H	Kentucky	62 69					89	H	Georgia	66 69	120	N	Navy	70 67	
16	A	Texas A&M	65 90					92	H	Vanderbilt	59 56	129	A	Alabama	68 50	
24	A	Missouri	56 67					97	H	Texas Tech	66 60	148	H	Oral Roberts	60 70	
24	H	Missouri	46 60									149	N	Memphis	91 61	
25	A	LSU	46 53									157	A	Tulsa	57 50	
25	H	LSU	52 53									161	A	Missouri St.	62 64	
												243	H	Butler	68 50	
												297	H	Northwestern St.	65 36	
												329	H	La.-Monroe	92 46	
												341	H	Sam Houston St.	71 39	
												342	H	Houston Baptist	101 40	
LAST 12 Division I GAMES:																
15	H	Kentucky	62 69	24	H	Missouri	46 60									
24	A	Missouri	56 67	92	H	Vanderbilt	59 56									
77	A	Florida	53 57	129	A	Alabama	68 50									
4	H	South Carolina	49 79	16	A	Texas A&M	65 90									
89	H	Georgia	66 69	25	H	LSU	52 53									
25	A	LSU	46 53	3	H	Mississippi St.	51 59									

Non-Div I Games:

Arkansas

■ Loss,
 ■ Non-Conf, S Site,
 ■ Home
 ■ Away
 N Neutral

Average RPI Win: 254		WON-LOST	WINNING	LAST 10	STRENGTH OF	OPP. STRENGTH	TEAM	ADJ.	CONF.	ADJ CONF.
Average RPI Loss: 163		RECORD	PCT. RANK	GAMES	SCHEDULE	OF SCHEDULE	RPI	RPI	RPI	RPI
DIV. I ONLY		5- 21	320	2- 8	258	151	326	326	21	21
DIV. I NON-CONF.		2- 10	305	0- 0	264	67	317	317	19	19
TOTALS		RPI 1-25	RPI 26-50	W-L RECORDS	RPI 51-100	RPI 101-150	RPI 150+			
5- 21	0- 0		0- 3	OVERALL	0- 4	0- 2	5- 12			
4- 6	0- 0		0- 2	HOME	0- 1	0- 1	4- 2			
0- 13	0- 0		0- 1	AWAY	0- 2	0- 1	0- 9			
1- 2	0- 0		0- 0	NEUTRAL	0- 1	0- 0	1- 1			
2- 10	0- 0		0- 1	NON-CONFERENCE	0- 4	0- 0	2- 5			
1- 2	0- 0		0- 1	HOME	0- 1	0- 0	1- 0			
0- 6	0- 0		0- 0	AWAY	0- 2	0- 0	0- 4			
1- 2	0- 0		0- 0	NEUTRAL	0- 1	0- 0	1- 1			
3- 11	0- 0		0- 2	CONFERENCE	0- 0	0- 2	3- 7			
3- 4	0- 0		0- 1	HOME	0- 0	0- 1	3- 2			
0- 7	0- 0		0- 1	AWAY	0- 0	0- 1	0- 5			
0- 0	0- 0		0- 0	NEUTRAL	0- 0	0- 0	0- 0			

RPI 1-25				RPI 26-50				RPI 51-100				RPI 101+				Team's RPI:	326
RPI	S	Opponent	Score	RPI	S	Opponent	Score	RPI	S	Opponent	Score	RPI	S	Opponent	Score		
				35	H	South Fla.	59 78	63	A	Iowa St.	53 105	107	A	UT Arlington	58 69		
				48	A	Little Rock	59 73	69	A	Oklahoma St.	34 76	108	H	Troy	75 83		
				48	H	Little Rock	35 60	74	N	California	55 80	157	H	Tulsa	83 80		
								77	H	Florida	60 71	160	A	Louisiana	60 72		
												160	H	Louisiana	72 80		
												172	A	Texas St.	43 63		
												209	A	Appalachian St.	50 76		
												209	H	Appalachian St.	72 81		
												216	A	Wichita St.	51 69		
												237	A	UT Martin	63 68		
												238	H	South Ala.	56 53		
												265	A	Tennessee St.	66 76		
												271	A	Coastal Caro.	55 57		
												271	H	Coastal Caro.	60 52		
												272	A	Austin Peay	55 62		
												276	N	Kennesaw St.	70 67		
												294	N	Northern Ky.	78 83		
												329	A	La.-Monroe	51 59		
												329	H	La.-Monroe	71 56		
LAST 12 Division I GAMES:																	
				48	H	Little Rock	35 60	160	A	Louisiana	60 72						
				107	A	UT Arlington	58 69	108	H	Troy	75 83						
				172	A	Texas St.	43 63	238	H	South Ala.	56 53						
				209	H	Appalachian St.	72 81	48	A	Little Rock	59 73						
				271	H	Coastal Caro.	60 52	271	A	Coastal Caro.	55 57						
				329	A	La.-Monroe	51 59	209	A	Appalachian St.	50 76						

Non-Div I Games:

Arkansas St.

Loss, Non-Conf, S Site, H Home A Away N Neutral

Army West Point

Through Games Of Feb. 18, 2017

Average RPI Win:	274	WON-LOST	WINNING	LAST 10	STRENGTH OF	OPP. STRENGTH	TEAM	ADJ.	CONF.	ADJ CONF.
Average RPI Loss:	119	RECORD	PCT. RANK	GAMES	SCHEDULE	OF SCHEDULE	RPI	RPI	RPI	RPI
DIV. I ONLY	18- 7	60	7- 3	326	255	156	156	24	24	
DIV. I NON-CONF.	8- 2	49	0- 0	342	277	156	156	25	25	
TOTALS	RPI 1-25	RPI 26-50	W-L RECORDS	RPI 51-100	RPI 101-150	RPI 150+				
18- 7	0- 0	0- 0	OVERALL	0- 3	2- 3	16- 1				
10- 2	0- 0	0- 0	HOME	0- 1	1- 1	9- 0				
8- 5	0- 0	0- 0	AWAY	0- 2	1- 2	7- 1				
0- 0	0- 0	0- 0	NEUTRAL	0- 0	0- 0	0- 0				
8- 2	0- 0	0- 0	NON-CONFERENCE	0- 1	2- 1	6- 0				
5- 0	0- 0	0- 0	HOME	0- 0	1- 0	4- 0				
3- 2	0- 0	0- 0	AWAY	0- 1	1- 1	2- 0				
0- 0	0- 0	0- 0	NEUTRAL	0- 0	0- 0	0- 0				
10- 5	0- 0	0- 0	CONFERENCE	0- 2	0- 2	10- 1				
5- 2	0- 0	0- 0	HOME	0- 1	0- 1	5- 0				
5- 3	0- 0	0- 0	AWAY	0- 1	0- 1	5- 1				
0- 0	0- 0	0- 0	NEUTRAL	0- 0	0- 0	0- 0				

RPI 1-25			RPI 26-50			RPI 51-100				RPI 101+		Team's RPI: 156			
RPI	S	Opponent	Score	RPI	S	Opponent	Score	RPI	S	Opponent	Score	RPI	S	Opponent	Score
								64	A	Minnesota	52 70	120	A	Navy	62 67
								67	A	Bucknell	62 68	120	H	Navy	58 63
								67	H	Bucknell	56 60	130	A	Delaware	61 47
												139	A	Albany (NY)	59 65
												144	H	Yale	59 55
												210	A	American	68 57
												210	H	American	53 51
												236	A	Dartmouth	68 60
												254	A	Colgate	76 69
												254	H	Colgate	57 47
												258	A	Loyola Maryland	62 71
												258	H	Loyola Maryland	67 48
												302	A	Lehigh	75 71
												312	A	Holy Cross	67 59
												312	H	Holy Cross	60 41
												319	A	Lafayette	63 55
												319	H	Lafayette	76 73
												323	H	Air Force	75 47
												324	H	St. Francis Brooklyn	69 46
												334	H	Wagner	85 40
												337	A	LIU Brooklyn	68 47
												345	H	Fairleigh Dickinson	86 58
LAST 12 Division I GAMES:															
120	A	Navy	62 67	67	A	Bucknell	62 68								
312	H	Holy Cross	60 41	120	H	Navy	58 63								
210	A	American	68 57	312	A	Holy Cross	67 59								
254	H	Colgate	57 47	210	H	American	53 51								
258	H	Loyola Maryland	67 48	254	A	Colgate	76 69								
319	A	Lafayette	63 55	258	A	Loyola Maryland	62 71								

Non-Div I Games: Mercy 90 48

Army West Point

Loss, Non-Conf, S Site, H Home A Away N Neutral

Average RPI Win:	128	WON-LOST	WINNING	LAST 10	STRENGTH OF	OPP. STRENGTH	TEAM	ADJ.	CONF.	ADJ CONF.
Average RPI Loss:	38	RECORD	PCT. RANK	GAMES	SCHEDULE	OF SCHEDULE	RPI	RPI	RPI	RPI
DIV. I ONLY	15- 12	143	3- 7	7	35	38	38	2	2	
DIV. I NON-CONF.	10- 4	80	0- 0	28	93	32	32	2	2	
TOTALS	RPI 1-25	RPI 26-50	W-L RECORDS	RPI 51-100	RPI 101-150	RPI 150+				
15- 12	1- 7	2- 1	OVERALL	3- 3	4- 1	5- 0				
6- 5	1- 3	1- 0	HOME	1- 2	2- 0	1- 0				
6- 6	0- 4	0- 1	AWAY	2- 0	1- 1	3- 0				
3- 1	0- 0	1- 0	NEUTRAL	0- 1	1- 0	1- 0				
10- 4	0- 1	2- 1	NON-CONFERENCE	1- 2	2- 0	5- 0				
4- 1	0- 0	1- 0	HOME	1- 1	1- 0	1- 0				
3- 2	0- 1	0- 1	AWAY	0- 0	0- 0	3- 0				
3- 1	0- 0	1- 0	NEUTRAL	0- 1	1- 0	1- 0				
5- 8	1- 6	0- 0	CONFERENCE	2- 1	2- 1	0- 0				
2- 4	1- 3	0- 0	HOME	0- 1	1- 0	0- 0				
3- 4	0- 3	0- 0	AWAY	2- 0	1- 1	0- 0				
0- 0	0- 0	0- 0	NEUTRAL	0- 0	0- 0	0- 0				

RPI	S	Opponent	Score	RPI	S	Opponent	Score	Team's RPI: 38	RPI	S	Opponent	Score	RPI	S	Opponent	Score
3	H	Mississippi St.	47 77	36	N	Drake	85 80		55	N	West Virginia	52 56	108	H	Troy	61 52
4	A	South Carolina	41 60	40	H	Indiana	71 67		71	H	Virginia Tech	87 92	109	A	Ole Miss	59 63
4	H	South Carolina	47 73	43	A	Tulane	59 61		77	A	Florida	82 75	109	H	Ole Miss	83 60
15	H	Kentucky	60 64						89	H	Georgia	51 57	127	N	Ball St.	54 40
16	A	Texas A&M	61 66						92	A	Vanderbilt	64 59	129	A	Alabama	66 55
18	H	Tennessee	79 61						95	H	Jacksonville	53 41	153	A	East Carolina	61 52
21	A	Kansas St.	66 71										158	A	Louisiana Tech	76 66
24	A	Missouri	53 68										224	N	Marist	52 51
													277	H	Savannah St.	75 46
													280	A	N.C. A&T	68 36
LAST 12 Division I GAMES:																
109	A	Ole Miss	59 63	24	A	Missouri	53 68									
89	H	Georgia	51 57	15	H	Kentucky	60 64									
4	A	South Carolina	41 60	18	H	Tennessee	79 61									
16	A	Texas A&M	61 66	92	A	Vanderbilt	64 59									
3	H	Mississippi St.	47 77	109	H	Ole Miss	83 60									
129	A	Alabama	66 55	4	H	South Carolina	47 73									

Non-Div I Games:

Auburn

■ Loss,
■ Non-Conf, S Site,
■ Home
■ Away
N Neutral

Average RPI Win: 260	WON-LOST	WINNING	LAST 10	STRENGTH OF	OPP. STRENGTH	TEAM	ADJ.	CONF.	ADJ CONF.
Average RPI Loss: 191	RECORD	PCT. RANK	GAMES	SCHEDULE	OF SCHEDULE	RPI	RPI	RPI	RPI
DIV. I ONLY	10- 15	226	5- 5	282	268	272	272	26	26
DIV. I NON-CONF.	4- 7	224	0- 0	243	229	265	265	26	26
TOTALS	RPI 1-25	RPI 26-50	W-L RECORDS	RPI 51-100	RPI 101-150	RPI 150+			
10- 15	0- 0	0- 0	OVERALL	0- 3	0- 2	10- 10			
7- 5	0- 0	0- 0	HOME	0- 2	0- 0	7- 3			
3- 9	0- 0	0- 0	AWAY	0- 1	0- 2	3- 6			
0- 1	0- 0	0- 0	NEUTRAL	0- 0	0- 0	0- 1			
4- 7	0- 0	0- 0	NON-CONFERENCE	0- 2	0- 2	4- 3			
3- 2	0- 0	0- 0	HOME	0- 1	0- 0	3- 1			
1- 4	0- 0	0- 0	AWAY	0- 1	0- 2	1- 1			
0- 1	0- 0	0- 0	NEUTRAL	0- 0	0- 0	0- 1			
6- 8	0- 0	0- 0	CONFERENCE	0- 1	0- 0	6- 7			
4- 3	0- 0	0- 0	HOME	0- 1	0- 0	4- 2			
2- 5	0- 0	0- 0	AWAY	0- 0	0- 0	2- 5			
0- 0	0- 0	0- 0	NEUTRAL	0- 0	0- 0	0- 0			

RPI 1-25				RPI 26-50				RPI 51-100				RPI 101+ Team's RPI: 272			
RPI	S	Opponent	Score	RPI	S	Opponent	Score	RPI	S	Opponent	Score	RPI	S	Opponent	Score
								56	H	Western Ky.	65 85	109	A	Ole Miss	38 66
								61	H	Belmont	71 80	114	A	UCF	43 61
								79	A	Middle Tenn.	51 82	185	H	Morehead St.	71 81
												194	H	ETSU	77 74
												206	A	SIUE	69 76
												206	H	SIUE	85 62
												231	N	St. Bonaventure	57 58
												235	H	Miami (OH)	58 73
												237	A	UT Martin	80 83
												245	A	Murray St.	62 67
												245	H	Murray St.	75 63
												246	A	Ark.-Pine Bluff	69 55
												249	A	Jacksonville St.	45 65
												264	A	Tennessee Tech	87 84
												265	H	Tennessee St.	79 63
												266	A	Evansville	54 68
												276	H	Kennesaw St.	68 49
												278	H	Southeast Mo. St.	84 74
												296	A	Eastern Ill.	69 59
												296	H	Eastern Ill.	73 78
												299	A	Eastern Ky.	71 80
												326	H	Arkansas St.	62 55
LAST 12 Division I GAMES:															
296	H	Eastern Ill.	73 78	237	A	UT Martin	80 83								
206	A	SIUE	69 76	245	H	Murray St.	75 63								
245	A	Murray St.	62 67	296	A	Eastern Ill.	69 59								
265	H	Tennessee St.	79 63	206	H	SIUE	85 62								
299	A	Eastern Ky.	71 80	249	A	Jacksonville St.	45 65								
278	H	Southeast Mo. St.	84 74	264	A	Tennessee Tech	87 84								

Non-Div I Games: Trevecca Nazarene 69 51 Christian Bros. 76 57

Austin Peay

■ Loss,
 ■ Non-Conf, S Site,
 ■ Home
 ■ Away
 N Neutral

Average RPI Win:	206	WON-LOST	WINNING	LAST 10	STRENGTH OF	OPP. STRENGTH	TEAM	ADJ.	CONF.	ADJ CONF.
Average RPI Loss:	88	RECORD	PCT. RANK	GAMES	SCHEDULE	OF SCHEDULE	RPI	RPI	RPI	RPI
DIV. I ONLY	17- 10	104	7- 3	139	99	91	91	15	15	
DIV. I NON-CONF.	6- 5	148	0- 0	53	15	80	80	13	13	
TOTALS	RPI 1-25	RPI 26-50	W-L RECORDS	RPI 51-100	RPI 101-150	RPI 150+				
17- 10	0- 3	0- 0	OVERALL	1- 3	3- 2	13- 2				
8- 2	0- 2	0- 0	HOME	0- 0	2- 0	6- 0				
6- 7	0- 0	0- 0	AWAY	0- 3	0- 2	6- 2				
3- 1	0- 1	0- 0	NEUTRAL	1- 0	1- 0	1- 0				
6- 5	0- 3	0- 0	NON-CONFERENCE	1- 2	1- 0	4- 0				
1- 2	0- 2	0- 0	HOME	0- 0	0- 0	1- 0				
2- 2	0- 0	0- 0	AWAY	0- 2	0- 0	2- 0				
3- 1	0- 1	0- 0	NEUTRAL	1- 0	1- 0	1- 0				
11- 5	0- 0	0- 0	CONFERENCE	0- 1	2- 2	9- 2				
7- 0	0- 0	0- 0	HOME	0- 0	2- 0	5- 0				
4- 5	0- 0	0- 0	AWAY	0- 1	0- 2	4- 2				
0- 0	0- 0	0- 0	NEUTRAL	0- 0	0- 0	0- 0				

RPI 1-25				RPI 26-50				RPI 51-100 Team's RPI: 91				RPI 101+			
RPI	S	Opponent	Score	RPI	S	Opponent	Score	RPI	S	Opponent	Score	RPI	S	Opponent	Score
5	N	Oregon St.	56 65					70	A	Utah	60 77	104	N	Saint Joseph's	71 56
6	H	Washington	70 82					76	A	Gonzaga	52 87	124	A	St. Mary's (CA)	58 64
14	H	Oklahoma	61 68					85	N	UNLV	63 54	124	H	St. Mary's (CA)	70 65
								89	A	Georgia	51 81	145	A	San Francisco	63 70
												145	H	San Francisco	73 61
												155	A	Santa Clara	63 64
												155	H	Santa Clara	72 66
												157	N	Tulsa	71 56
												192	A	Utah St.	60 40
												198	A	Loyola Marymount	74 77
												198	H	Loyola Marymount	76 59
												219	H	Weber St.	73 64
												228	A	San Diego	65 47
												228	H	San Diego	81 63
												229	A	Pacific	68 55
												229	H	Pacific	68 50
												257	A	Portland	77 38
												309	A	Pepperdine	73 47
												309	H	Pepperdine	88 49
												331	A	Utah Valley	68 50
LAST 12 Division I GAMES:															
124	A	St. Mary's (CA)	58 64	198	A	Loyola Marymount	74 77								
228	A	San Diego	65 47	155	H	Santa Clara	72 66								
145	H	San Francisco	73 61	229	H	Pacific	68 50								
309	H	Pepperdine	88 49	309	A	Pepperdine	73 47								
257	A	Portland	77 38	228	H	San Diego	81 63								
76	A	Gonzaga	52 87	145	A	San Francisco	63 70								

Non-Div I Games:

BYU

■ Loss,
 ■ Non-Conf,
 ■ S Site,
 ■ Home
 ■ Away
 N Neutral

Average RPI Win:	208	WON-LOST	WINNING	LAST 10	STRENGTH OF	OPP. STRENGTH	TEAM	ADJ.	CONF.	ADJ CONF.
Average RPI Loss:	101	RECORD	PCT. RANK	GAMES	SCHEDULE	OF SCHEDULE	RPI	RPI	RPI	RPI
DIV. I ONLY	17- 8	80	8- 2	228	104	127	127	10	10	
DIV. I NON-CONF.	6- 5	148	0- 0	328	84	241	241	11	11	
TOTALS	RPI 1-25	RPI 26-50	W-L RECORDS	RPI 51-100	RPI 101-150	RPI 150+				
17- 8	0- 0	0- 3	OVERALL	4- 3	0- 0	13- 2				
8- 4	0- 0	0- 1	HOME	1- 2	0- 0	7- 1				
8- 2	0- 0	0- 1	AWAY	3- 1	0- 0	5- 0				
1- 2	0- 0	0- 1	NEUTRAL	0- 0	0- 0	1- 1				
6- 5	0- 0	0- 1	NON-CONFERENCE	0- 2	0- 0	6- 2				
3- 2	0- 0	0- 0	HOME	0- 1	0- 0	3- 1				
2- 1	0- 0	0- 0	AWAY	0- 1	0- 0	2- 0				
1- 2	0- 0	0- 1	NEUTRAL	0- 0	0- 0	1- 1				
11- 3	0- 0	0- 2	CONFERENCE	4- 1	0- 0	7- 0				
5- 2	0- 0	0- 1	HOME	1- 1	0- 0	4- 0				
6- 1	0- 0	0- 1	AWAY	3- 0	0- 0	3- 0				
0- 0	0- 0	0- 0	NEUTRAL	0- 0	0- 0	0- 0				

RPI 1-25				RPI 26-50				RPI 51-100				RPI 101+				Team's RPI: 127
RPI	S	Opponent	Score	RPI	S	Opponent	Score	RPI	S	Opponent	Score	RPI	S	Opponent	Score	
				38	N	Auburn	40 54	56	A	Western Ky.	61 68	153	N	East Carolina	69 82	
				42	A	Central Mich.	92 101	81	A	Buffalo	89 75	159	A	Oakland	66 59	
				49	H	Ohio	68 72	82	A	Northern Ill.	92 84	175	H	Western Mich.	61 56	
								82	H	Northern Ill.	96 101	223	A	Akron	90 63	
								84	A	Toledo	51 45	223	H	Akron	80 70	
								98	H	Purdue	42 58	235	A	Miami (OH)	81 60	
								99	H	Kent St.	71 47	243	A	Butler	74 50	
												246	H	Ark.-Pine Bluff	88 60	
												259	A	Bowling Green	75 53	
												259	H	Bowling Green	91 70	
												266	H	Evansville	84 49	
												280	N	N.C. A&T	76 57	
												288	H	Eastern Mich.	78 49	
												290	H	Lipscomb	74 78	
												336	H	Chicago St.	88 53	
LAST 12 Division I GAMES:																
				82	A	Northern Ill.	92 84	81	A	Buffalo	89 75					
				49	H	Ohio	68 72	259	A	Bowling Green	75 53					
				259	H	Bowling Green	91 70	288	H	Eastern Mich.	78 49					
				235	A	Miami (OH)	81 60	223	H	Akron	80 70					
				223	A	Akron	90 63	42	A	Central Mich.	92 101					
				82	H	Northern Ill.	96 101	175	H	Western Mich.	61 56					

Non-Div I Games: Urbana 93 49

Ball St.

■ Loss,
 ■ Non-Conf,
 ■ S Site,
 ■ Home
 ■ A Away
 N Neutral

Average RPI Win: 114		WON-LOST	WINNING	LAST 10	STRENGTH OF	OPP. STRENGTH	TEAM	ADJ.	CONF.	ADJ CONF.
Average RPI Loss: 4		RECORD	PCT. RANK	GAMES	SCHEDULE	OF SCHEDULE	RPI	RPI	RPI	RPI
DIV. I ONLY		25- 2	4	9- 1	48	7	8	8	4	4
DIV. I NON-CONF.		11- 1	12	0- 0	86	35	7	7	3	3
TOTALS		RPI 1-25	RPI 26-50		W-L RECORDS		RPI 51-100	RPI 101-150	RPI 150+	
25- 2	6- 2	1- 0		OVERALL		9- 0	2- 0	7- 0		
14- 1	3- 1	0- 0		HOME		4- 0	1- 0	6- 0		
8- 1	2- 1	0- 0		AWAY		4- 0	1- 0	1- 0		
3- 0	1- 0	1- 0		NEUTRAL		1- 0	0- 0	0- 0		
11- 1	3- 1	1- 0		NON-CONFERENCE		2- 0	0- 0	5- 0		
7- 0	1- 0	0- 0		HOME		1- 0	0- 0	5- 0		
1- 1	1- 1	0- 0		AWAY		0- 0	0- 0	0- 0		
3- 0	1- 0	1- 0		NEUTRAL		1- 0	0- 0	0- 0		
14- 1	3- 1	0- 0		CONFERENCE		7- 0	2- 0	2- 0		
7- 1	2- 1	0- 0		HOME		3- 0	1- 0	1- 0		
7- 0	1- 0	0- 0		AWAY		4- 0	1- 0	1- 0		
0- 0	0- 0	0- 0		NEUTRAL		0- 0	0- 0	0- 0		

RPI	S	Opponent	Score	RPI	S	Opponent	Score	RPI	S	Opponent	Score	RPI	S	Opponent	Score
1	A	UConn	61 72	26	N	Ohio St.	85 68	55	A	West Virginia	91 56	135	A	TCU	91 73
7	H	Texas	79 85					55	H	West Virginia	79 73	135	H	TCU	77 54
12	H	UCLA	84 70					63	A	Iowa St.	83 52	154	A	Kansas	92 43
14	H	Oklahoma	92 58					63	H	Iowa St.	68 42	154	H	Kansas	90 43
17	N	DePaul	104 72					69	A	Oklahoma St.	86 50	172	H	Texas St.	90 24
18	A	Tennessee	88 66					69	H	Oklahoma St.	89 67	311	H	Mississippi Val.	101 36
21	A	Kansas St.	91 49					97	A	Texas Tech	79 61	327	H	Southeastern La.	109 38
21	H	Kansas St.	87 57					99	N	Kent St.	84 42	333	H	Winthrop	140 32
								100	H	Abilene Christian	79 34	342	H	Houston Baptist	118 43
LAST 12 Division I GAMES:															
69	H	Oklahoma St.	89 67	21	A	Kansas St.	91 49								
135	A	TCU	91 73	55	H	West Virginia	79 73								
7	H	Texas	79 85	63	H	Iowa St.	68 42								
97	A	Texas Tech	79 61	154	A	Kansas	92 43								
63	A	Iowa St.	83 52	135	H	TCU	77 54								
14	H	Oklahoma	92 58	69	A	Oklahoma St.	86 50								

Non-Div I Games:

Baylor

Belmont

Through Games Of Feb. 18, 2017

Average RPI Win:	241	WON-LOST	WINNING	LAST 10	STRENGTH OF	OPP. STRENGTH	TEAM	ADJ.	CONF.	ADJ CONF.
Average RPI Loss:	78	RECORD	PCT. RANK	GAMES	SCHEDULE	OF SCHEDULE	RPI	RPI	RPI	RPI
DIV. I ONLY	22- 5	16	10- 0	203	242	61	61	26	26	
DIV. I NON-CONF.	7- 5	137	0- 0	156	90	92	92	26	26	
TOTALS	RPI 1-25	RPI 26-50	W-L RECORDS	RPI 51-100	RPI 101-150	RPI 150+				
22- 5	0- 1	0- 1	OVERALL	1- 1	0- 1	21- 1				
9- 1	0- 0	0- 1	HOME	1- 0	0- 0	8- 0				
13- 3	0- 1	0- 0	AWAY	0- 1	0- 1	13- 0				
0- 1	0- 0	0- 0	NEUTRAL	0- 0	0- 0	0- 1				
7- 5	0- 1	0- 1	NON-CONFERENCE	1- 1	0- 1	6- 1				
2- 1	0- 0	0- 1	HOME	1- 0	0- 0	1- 0				
5- 3	0- 1	0- 0	AWAY	0- 1	0- 1	5- 0				
0- 1	0- 0	0- 0	NEUTRAL	0- 0	0- 0	0- 1				
15- 0	0- 0	0- 0	CONFERENCE	0- 0	0- 0	15- 0				
7- 0	0- 0	0- 0	HOME	0- 0	0- 0	7- 0				
8- 0	0- 0	0- 0	AWAY	0- 0	0- 0	8- 0				
0- 0	0- 0	0- 0	NEUTRAL	0- 0	0- 0	0- 0				

RPI 1-25				RPI 26-50				RPI 51-100 Team's RPI: 61				RPI 101+			
RPI	S	Opponent	Score	RPI	S	Opponent	Score	RPI	S	Opponent	Score	RPI	S	Opponent	Score
13	A	Louisville	50 73	33	H	Green Bay	53 62	64	A	Minnesota	74 75	108	A	Troy	74 91
								66	H	IUPUI	78 72	174	N	Fresno St.	53 62
												183	A	UAB	72 58
												185	A	Morehead St.	91 59
												185	H	Morehead St.	96 76
												198	A	Loyola Marymount	79 72
												206	H	SIUE	94 67
												222	A	Presbyterian	83 58
												230	A	Samford	73 54
												237	H	UT Martin	71 66
												245	A	Murray St.	87 69
												249	A	Jacksonville St.	54 53
												249	H	Jacksonville St.	61 52
												264	A	Tennessee Tech	85 66
												264	H	Tennessee Tech	89 75
												265	A	Tennessee St.	70 60
												272	A	Austin Peay	80 71
												278	H	Southeast Mo. St.	89 77
												290	H	Lipscomb	100 62
												296	A	Eastern Ill.	77 58
												299	A	Eastern Ky.	73 67
												299	H	Eastern Ky.	74 58
												321	A	Fort Wayne	85 59
LAST 12 Division I GAMES:															
185	H	Morehead St.	96 76	265	A	Tennessee St.	70 60								
299	A	Eastern Ky.	73 67	264	H	Tennessee Tech	89 75								
264	A	Tennessee Tech	85 66	249	A	Jacksonville St.	54 53								
249	H	Jacksonville St.	61 52	185	A	Morehead St.	91 59								
245	A	Murray St.	87 69	299	H	Eastern Ky.	74 58								
206	H	SIUE	94 67	278	H	Southeast Mo. St.	89 77								

Non-Div I Games: Trevecca Nazarene 87 56

Belmont

Loss, Non-Conf, S Site, H Home A Away N Neutral

Bethune-Cookman

Through Games Of Feb. 18, 2017

Average RPI Win:	281	WON-LOST	WINNING	LAST 10	STRENGTH OF	OPP. STRENGTH	TEAM	ADJ.	CONF.	ADJ CONF.
Average RPI Loss:	200	RECORD	PCT. RANK	GAMES	SCHEDULE	OF SCHEDULE	RPI	RPI	RPI	RPI
DIV. I ONLY	13- 9	122	9- 1	331	335	204	204	32	32	
DIV. I NON-CONF.	2- 8	288	0- 0	249	290	306	306	31	31	
TOTALS	RPI 1-25	RPI 26-50	W-L RECORDS	RPI 51-100	RPI 101-150	RPI 150+				
13- 9	0- 0	0- 0	OVERALL	0- 1	0- 3	13- 5				
6- 1	0- 0	0- 0	HOME	0- 0	0- 0	6- 1				
6- 7	0- 0	0- 0	AWAY	0- 1	0- 3	6- 3				
1- 1	0- 0	0- 0	NEUTRAL	0- 0	0- 0	1- 1				
2- 8	0- 0	0- 0	NON-CONFERENCE	0- 1	0- 3	2- 4				
1- 0	0- 0	0- 0	HOME	0- 0	0- 0	1- 0				
0- 7	0- 0	0- 0	AWAY	0- 1	0- 3	0- 3				
1- 1	0- 0	0- 0	NEUTRAL	0- 0	0- 0	1- 1				
11- 1	0- 0	0- 0	CONFERENCE	0- 0	0- 0	11- 1				
5- 1	0- 0	0- 0	HOME	0- 0	0- 0	5- 1				
6- 0	0- 0	0- 0	AWAY	0- 0	0- 0	6- 0				
0- 0	0- 0	0- 0	NEUTRAL	0- 0	0- 0	0- 0				

RPI 1-25			RPI 26-50			RPI 51-100			RPI 101+			Team's RPI: 204
RPI	S	Opponent	Score	RPI	S	Opponent	Score	RPI	S	Opponent	Score	
						95 A Jacksonville	63 69	105 A Clemson			38 59	
								114 A UCF			43 70	
								116 A Stetson			60 63	
								176 H Hampton			66 56	
								206 N SIUE			83 78	
								233 A Southern U.			59 61	
								244 H Howard			75 54	
								253 A UMES			61 33	
								253 H UMES			56 59	
								265 N Tennessee St.			60 69	
								273 A Norfolk St.			68 58	
								277 A Savannah St.			38 31	
								284 A Coppin St.			76 56	
								284 H Coppin St.			71 52	
								285 H North Florida			52 50	
								293 A Prairie View			64 66	
								327 A Southeastern La.			63 75	
								335 H Morgan St.			50 48	
								339 A Florida A&M			64 41	
								347 H Delaware St.			72 58	
								348 A South Carolina St.			64 34	
LAST 12 Division I GAMES:												
176	H	Hampton	66	56	253	H	UMES	56	59			
253	A	UMES	61	33	339	A	Florida A&M	64	41			
284	A	Coppin St.	76	56	348	A	South Carolina St.	64	34			
244	H	Howard	75	54	284	H	Coppin St.	71	52			
347	H	Delaware St.	72	58	335	H	Morgan St.	50	48			
273	A	Norfolk St.	68	58	277	A	Savannah St.	38	31			

Non-Div I Games: Edward Waters 55 45 Flagler 76 53

Bethune-Cookman

Loss, Non-Conf, S Site, H Home A Away N Neutral

Binghamton

Through Games Of Feb. 18, 2017

Average RPI Win:	260	WON-LOST	WINNING	LAST 10	STRENGTH OF	OPP. STRENGTH	TEAM	ADJ.	CONF.	ADJ CONF.
Average RPI Loss:	143	RECORD	PCT. RANK	GAMES	SCHEDULE	OF SCHEDULE	RPI	RPI	RPI	RPI
DIV. I ONLY	10- 15	226	4- 6	162	287	217	217	22	22	
DIV. I NON-CONF.	3- 8	262	0- 0	98	317	211	211	22	22	
TOTALS	RPI 1-25	RPI 26-50	W-L RECORDS	RPI 51-100	RPI 101-150	RPI 150+				
10- 15	0- 0	0- 1	OVERALL	1- 3	1- 4	8- 7				
4- 8	0- 0	0- 0	HOME	0- 2	1- 2	3- 4				
6- 7	0- 0	0- 1	AWAY	1- 1	0- 2	5- 3				
0- 0	0- 0	0- 0	NEUTRAL	0- 0	0- 0	0- 0				
3- 8	0- 0	0- 1	NON-CONFERENCE	1- 1	0- 2	2- 4				
0- 5	0- 0	0- 0	HOME	0- 1	0- 1	0- 3				
3- 3	0- 0	0- 1	AWAY	1- 0	0- 1	2- 1				
0- 0	0- 0	0- 0	NEUTRAL	0- 0	0- 0	0- 0				
7- 7	0- 0	0- 0	CONFERENCE	0- 2	1- 2	6- 3				
4- 3	0- 0	0- 0	HOME	0- 1	1- 1	3- 1				
3- 4	0- 0	0- 0	AWAY	0- 1	0- 1	3- 2				
0- 0	0- 0	0- 0	NEUTRAL	0- 0	0- 0	0- 0				

RPI S	Opponent	Score	RPI S	Opponent	Score	RPI S	Opponent	Score	RPI S	Opponent	Score	Team's RPI: 217
49	A Ohio	55 63	67	H Bucknell	57 67	119	H Cornell	51 54				
			73	A New Hampshire	69 76	139	A Albany (NY)	63 80				
			73	H New Hampshire	62 70	139	H Albany (NY)	61 67				
			88	A Penn	61 48	140	H Maine	58 52				
						144	A Yale	48 57				
						163	H Brown	72 83				
						173	A Hartford	73 76				
						178	A Providence	58 71				
						179	H Columbia	65 75				
						196	H Sacred Heart	69 77				
						203	A UMBC	45 53				
						203	H UMBC	69 62				
						255	A Stony Brook	48 40				
						255	H Stony Brook	59 74				
						281	A Vermont	64 55				
						281	H Vermont	76 61				
						315	A NJIT	68 44				
						344	A UMass Lowell	58 48				
						344	H UMass Lowell	69 54				
						345	A Fairleigh Dickinson	80 69				
LAST 12 Division I GAMES:												
255	H Stony Brook	59 74	140	H Maine	58 52							
73	A New Hampshire	69 76	173	A Hartford	73 76							
139	A Albany (NY)	63 80	255	A Stony Brook	48 40							
281	H Vermont	76 61	139	H Albany (NY)	61 67							
344	H UMass Lowell	69 54	73	H New Hampshire	62 70							
203	A UMBC	45 53	281	A Vermont	64 55							

Non-Div I Games: Georgian Court 74 53 Misericordia 77 54

Binghamton

Loss, Non-Conf, S Site, H Home A Away N Neutral

Average RPI Win:	171	WON-LOST	WINNING	LAST 10	STRENGTH OF	OPP. STRENGTH	TEAM	ADJ.	CONF.	ADJ CONF.
Average RPI Loss:	146	RECORD	PCT. RANK	GAMES	SCHEDULE	OF SCHEDULE	RPI	RPI	RPI	RPI
DIV. I ONLY	16- 7	70	6- 4	110	125	68	68	13	13	
DIV. I NON-CONF.	8- 1	19	0- 0	152	72	28	28	15	15	
TOTALS	RPI 1-25	RPI 26-50	W-L RECORDS	RPI 51-100	RPI 101-150	RPI 150+				
16- 7	0- 1	0- 0	OVERALL	2- 2	6- 1	8- 3				
10- 2	0- 0	0- 0	HOME	0- 2	3- 0	7- 0				
5- 5	0- 1	0- 0	AWAY	2- 0	2- 1	1- 3				
1- 0	0- 0	0- 0	NEUTRAL	0- 0	1- 0	0- 0				
8- 1	0- 1	0- 0	NON-CONFERENCE	1- 0	3- 0	4- 0				
5- 0	0- 0	0- 0	HOME	0- 0	1- 0	4- 0				
2- 1	0- 1	0- 0	AWAY	1- 0	1- 0	0- 0				
1- 0	0- 0	0- 0	NEUTRAL	0- 0	1- 0	0- 0				
8- 6	0- 0	0- 0	CONFERENCE	1- 2	3- 1	4- 3				
5- 2	0- 0	0- 0	HOME	0- 2	2- 0	3- 0				
3- 4	0- 0	0- 0	AWAY	1- 0	1- 1	1- 3				
0- 0	0- 0	0- 0	NEUTRAL	0- 0	0- 0	0- 0				

RPI S	Opponent	Score	RPI S	Opponent	Score	RPI S	Opponent	Score	RPI S	Opponent	Score
6	A Washington	66 92				53	A Colorado St.	51 45	102	N Charlotte	68 65
						53	H Colorado St.	53 60	115	A Wyoming	53 43
						85	H UNLV	55 58	115	H Wyoming	64 54
						94	A Washington St.	77 73	124	A St. Mary's (CA)	83 78
									133	H Eastern Wash.	67 64
									141	A New Mexico	68 75
									141	H New Mexico	64 62
									174	H Fresno St.	67 66
									192	A Utah St.	63 65
									192	H Utah St.	76 56
									195	H San Jose St.	86 64
									215	H Seattle U	73 68
									232	H Portland St.	94 76
									257	H Portland	74 60
									261	A San Diego St.	77 84
									263	H Hawaii	61 49
									287	A Nevada	62 69
									323	A Air Force	69 59
LAST 12 Division I GAMES:											
115	A Wyoming	53 43	287	A Nevada	62 69						
141	H New Mexico	64 62	195	H San Jose St.	86 64						
323	A Air Force	69 59	141	A New Mexico	68 75						
192	A Utah St.	63 65	174	H Fresno St.	67 66						
53	H Colorado St.	53 60	261	A San Diego St.	77 84						
115	H Wyoming	64 54	85	H UNLV	55 58						

Non-Div I Games: Southern Ore. 89 45 Concordia Portland 71 40

Boise St.

■ Loss,
 ■ Non-Conf, S Site,
 ■ Home
 ■ Away
 N Neutral

Average RPI Win:	199	WON-LOST	WINNING	LAST 10	STRENGTH OF	OPP. STRENGTH	TEAM	ADJ.	CONF.	ADJ CONF.
Average RPI Loss:	70	RECORD	PCT. RANK	GAMES	SCHEDULE	OF SCHEDULE	RPI	RPI	RPI	RPI
DIV. I ONLY	9- 18	262	1- 9	52	55	166	166	3	3	
DIV. I NON-CONF.	7- 6	157	0- 0	214	208	192	192	4	4	
TOTALS	RPI 1-25	RPI 26-50	W-L RECORDS	RPI 51-100	RPI 101-150	RPI 150+				
9- 18	0- 5	0- 3	OVERALL	0- 5	4- 3	5- 2				
6- 8	0- 3	0- 2	HOME	0- 2	2- 1	4- 0				
2- 9	0- 2	0- 1	AWAY	0- 2	2- 2	0- 2				
1- 1	0- 0	0- 0	NEUTRAL	0- 1	0- 0	1- 0				
7- 6	0- 0	0- 0	NON-CONFERENCE	0- 2	2- 2	5- 2				
5- 2	0- 0	0- 0	HOME	0- 1	1- 1	4- 0				
1- 3	0- 0	0- 0	AWAY	0- 0	1- 1	0- 2				
1- 1	0- 0	0- 0	NEUTRAL	0- 1	0- 0	1- 0				
2- 12	0- 5	0- 3	CONFERENCE	0- 3	2- 1	0- 0				
1- 6	0- 3	0- 2	HOME	0- 1	1- 0	0- 0				
1- 6	0- 2	0- 1	AWAY	0- 2	1- 1	0- 0				
0- 0	0- 0	0- 0	NEUTRAL	0- 0	0- 0	0- 0				

RPI 1-25				RPI 26-50				RPI 51-100				RPI 101+ Team's RPI: 166			
RPI	S	Opponent	Score	RPI	S	Opponent	Score	RPI	S	Opponent	Score	RPI	S	Opponent	Score
2	H	Notre Dame	69 80	30	A	Syracuse	52 79	51	H	Georgia Tech	67 71	105	H	Clemson	60 48
9	H	Duke	44 67	30	H	Syracuse	45 72	54	A	Virginia	55 62	106	A	North Carolina	88 77
10	H	Florida St.	53 85	32	H	North Carolina St.	58 70	75	H	Penn St.	56 60	124	H	St. Mary's (CA)	54 62
13	A	Louisville	43 68					78	A	Wake Forest	55 71	126	A	Fordham	49 56
19	A	Miami (FL)	51 58					90	N	SMU	64 72	140	H	Maine	64 53
												143	A	Pittsburgh	43 56
												144	A	Yale	71 64
												173	A	Hartford	56 65
												178	H	Providence	57 53
												197	A	Seton Hall	66 71
												236	H	Dartmouth	65 53
												240	H	Boston U.	67 49
												314	H	Central Conn. St.	66 46
												324	N	St. Francis Brooklyn	73 58
LAST 12 Division I GAMES:															
				32	H	North Carolina St.	58 70	78	A	Wake Forest	55 71				
				13	A	Louisville	43 68	9	H	Duke	44 67				
				106	A	North Carolina	88 77	2	H	Notre Dame	69 80				
				30	H	Syracuse	45 72	54	A	Virginia	55 62				
				10	H	Florida St.	53 85	51	H	Georgia Tech	67 71				
				19	A	Miami (FL)	51 58	30	A	Syracuse	52 79				

Average RPI Win: 288	WON-LOST	WINNING	LAST 10	STRENGTH OF	OPP. STRENGTH	TEAM	ADJ.	CONF.	ADJ CONF.
Average RPI Loss: 135	RECORD	PCT. RANK	GAMES	SCHEDULE	OF SCHEDULE	RPI	RPI	RPI	RPI
DIV. I ONLY	11- 15	221	6- 4	264	207	240	240	24	24
DIV. I NON-CONF.	2- 9	293	0- 0	229	139	318	318	25	25
TOTALS	RPI 1-25	RPI 26-50	W-L RECORDS	RPI 51-100	RPI 101-150	RPI 150+			
11- 15	0- 0	0- 2	OVERALL	0- 3	0- 4	11- 6			
7- 5	0- 0	0- 1	HOME	0- 2	0- 1	7- 1			
4- 9	0- 0	0- 1	AWAY	0- 1	0- 2	4- 5			
0- 1	0- 0	0- 0	NEUTRAL	0- 0	0- 1	0- 0			
2- 9	0- 0	0- 2	NON-CONFERENCE	0- 1	0- 2	2- 4			
2- 3	0- 0	0- 1	HOME	0- 1	0- 0	2- 1			
0- 5	0- 0	0- 1	AWAY	0- 0	0- 1	0- 3			
0- 1	0- 0	0- 0	NEUTRAL	0- 0	0- 1	0- 0			
9- 6	0- 0	0- 0	CONFERENCE	0- 2	0- 2	9- 2			
5- 2	0- 0	0- 0	HOME	0- 1	0- 1	5- 0			
4- 4	0- 0	0- 0	AWAY	0- 1	0- 1	4- 2			
0- 0	0- 0	0- 0	NEUTRAL	0- 0	0- 0	0- 0			

RPI 1-25			RPI 26-50			RPI 51-100			RPI 101+ Team's RPI: 240		
RPI	S	Opponent	Score	RPI	S	Opponent	Score	RPI	S	Opponent	Score
28	A	Arizona St.	42 71	67	A	Bucknell	56 73	118	N	Long Beach St.	48 61
29	H	Harvard	52 65	67	H	Bucknell	50 66	120	A	Navy	41 55
				73	H	New Hampshire	51 59	120	H	Navy	59 62
								139	A	Albany (NY)	54 69
								166	A	Boston College	49 67
								168	A	Northeastern	59 78
								210	A	American	62 73
								210	H	American	71 62
								224	A	Marist	57 76
								236	H	Dartmouth	49 61
								254	A	Colgate	87 96
								254	H	Colgate	65 51
								258	A	Loyola Maryland	67 55
								258	H	Loyola Maryland	61 58
								292	H	Massachusetts	64 60
								302	A	Lehigh	69 64
								302	H	Lehigh	64 50
								312	A	Holy Cross	66 49
								319	A	Lafayette	75 58
								319	H	Lafayette	68 50
								344	H	UMass Lowell	66 56
LAST 12 Division I GAMES:											
67	A	Bucknell	56 73	302	H	Lehigh	64 50				
254	H	Colgate	65 51	67	H	Bucknell	50 66				
258	A	Loyola Maryland	67 55	254	A	Colgate	87 96				
210	H	American	71 62	258	H	Loyola Maryland	61 58				
319	A	Lafayette	75 58	210	A	American	62 73				
120	A	Navy	41 55	319	H	Lafayette	68 50				

Non-Div I Games:

Boston U.

Bowling Green

Through Games Of Feb. 18, 2017

Average RPI Win:	265	WON-LOST	WINNING	LAST 10	STRENGTH OF	OPP. STRENGTH	TEAM	ADJ.	CONF.	ADJ CONF.
Average RPI Loss:	121	RECORD	PCT. RANK	GAMES	SCHEDULE	OF SCHEDULE	RPI	RPI	RPI	RPI
DIV. I ONLY	5- 18	313	2- 8	130	118	259	259	10	10	
DIV. I NON-CONF.	2- 7	284	0- 0	245	66	301	301	11	11	
TOTALS	RPI 1-25	RPI 26-50	W-L RECORDS	RPI 51-100	RPI 101-150	RPI 150+				
5- 18	0- 1	0- 2	OVERALL	0- 7	0- 3	5- 5				
1- 9	0- 0	0- 2	HOME	0- 3	0- 2	1- 2				
2- 8	0- 1	0- 0	AWAY	0- 3	0- 1	2- 3				
2- 1	0- 0	0- 0	NEUTRAL	0- 1	0- 0	2- 0				
2- 7	0- 1	0- 0	NON-CONFERENCE	0- 3	0- 1	2- 2				
0- 3	0- 0	0- 0	HOME	0- 1	0- 1	0- 1				
0- 3	0- 1	0- 0	AWAY	0- 1	0- 0	0- 1				
2- 1	0- 0	0- 0	NEUTRAL	0- 1	0- 0	2- 0				
3- 11	0- 0	0- 2	CONFERENCE	0- 4	0- 2	3- 3				
1- 6	0- 0	0- 2	HOME	0- 2	0- 1	1- 1				
2- 5	0- 0	0- 0	AWAY	0- 2	0- 1	2- 2				
0- 0	0- 0	0- 0	NEUTRAL	0- 0	0- 0	0- 0				

RPI 1-25				RPI 26-50				RPI 51-100				RPI 101+ Team's RPI: 259			
RPI	S	Opponent	Score	RPI	S	Opponent	Score	RPI	S	Opponent	Score	RPI	S	Opponent	Score
13	A	Louisville	58 83	42	H	Central Mich.	65 76	54	H	Virginia	47 67	127	A	Ball St.	70 91
				49	H	Ohio	58 69	71	A	Virginia Tech	51 98	127	H	Ball St.	53 75
								81	H	Buffalo	50 61	138	H	Cincinnati	58 68
								82	H	Northern Ill.	76 89	175	A	Western Mich.	58 75
								84	A	Toledo	59 74	175	H	Western Mich.	53 74
								87	N	Chattanooga	49 54	180	H	Cleveland St.	56 64
								99	A	Kent St.	78 80	223	A	Akron	62 58
												223	H	Akron	86 50
												235	A	Miami (OH)	61 59
												288	A	Eastern Mich.	74 81
												299	A	Eastern Ky.	55 57
												319	N	Lafayette	69 42
												325	N	Saint Peter's	73 68
LAST 12 Division I GAMES:															
235	A	Miami (OH)	61 59	288	A	Eastern Mich.	74 81								
175	H	Western Mich.	53 74	127	H	Ball St.	53 75								
84	A	Toledo	59 74	81	H	Buffalo	50 61								
127	A	Ball St.	70 91	42	H	Central Mich.	65 76								
223	H	Akron	86 50	175	A	Western Mich.	58 75								
99	A	Kent St.	78 80	223	A	Akron	62 58								

Non-Div I Games: Ohio Valley 82 46 Davis & Elkins 73 46 Malone 65 78

Bowling Green

Loss, Non-Conf, S Site, H Home A Away N Neutral

Average RPI Win:	246	WON-LOST	WINNING	LAST 10	STRENGTH OF	OPP. STRENGTH	TEAM	ADJ.	CONF.	ADJ CONF.
Average RPI Loss:	129	RECORD	PCT. RANK	GAMES	SCHEDULE	OF SCHEDULE	RPI	RPI	RPI	RPI
DIV. I ONLY	9- 15	245	5- 5	140	197	212	212	16	16	
DIV. I NON-CONF.	3- 7	250	0- 0	122	230	206	206	14	14	
TOTALS	RPI 1-25	RPI 26-50	W-L RECORDS	RPI 51-100	RPI 101-150	RPI 150+				
9- 15	0- 0	0- 3	OVERALL	0- 5	0- 1	9- 6				
5- 6	0- 0	0- 2	HOME	0- 2	0- 1	5- 1				
4- 9	0- 0	0- 1	AWAY	0- 3	0- 0	4- 5				
0- 0	0- 0	0- 0	NEUTRAL	0- 0	0- 0	0- 0				
3- 7	0- 0	0- 1	NON-CONFERENCE	0- 3	0- 1	3- 2				
1- 3	0- 0	0- 1	HOME	0- 1	0- 1	1- 0				
2- 4	0- 0	0- 0	AWAY	0- 2	0- 0	2- 2				
0- 0	0- 0	0- 0	NEUTRAL	0- 0	0- 0	0- 0				
6- 8	0- 0	0- 2	CONFERENCE	0- 2	0- 0	6- 4				
4- 3	0- 0	0- 1	HOME	0- 1	0- 0	4- 1				
2- 5	0- 0	0- 1	AWAY	0- 1	0- 0	2- 3				
0- 0	0- 0	0- 0	NEUTRAL	0- 0	0- 0	0- 0				

RPI S	Opponent	Score	RPI S	Opponent	Score	RPI S	Opponent	Score	RPI S	Opponent	Score	Team's RPI: 212
			33 H Green Bay	43 68		65 A UNI	50 70		103 H Saint Louis	58 68		
			36 A Drake	46 98		65 H UNI	53 72		161 A Missouri St.	75 73		
			36 H Drake	60 93		80 A Western Ill.	77 91		161 H Missouri St.	62 56		
						82 H Northern Ill.	51 81		169 H Detroit Mercy	70 60		
						99 A Kent St.	52 77		175 A Western Mich.	64 83		
									190 H Southern Ill.	57 66		
									201 A Indiana St.	51 58		
									201 H Indiana St.	54 41		
									216 A Wichita St.	54 65		
									243 A Butler	56 58		
									266 H Evansville	56 52		
									304 A Valparaiso	67 56		
									306 A Illinois St.	63 71		
									316 A Loyola Chicago	60 53		
									316 H Loyola Chicago	72 45		
									322 A Ill.-Chicago	65 56		
LAST 12 Division I GAMES:												
161 H Missouri St.	62 56		190 H Southern Ill.	57 66								
36 A Drake	46 98		161 A Missouri St.	75 73								
65 A UNI	50 70		216 A Wichita St.	54 65								
201 H Indiana St.	54 41		65 H UNI	53 72								
316 H Loyola Chicago	72 45		36 H Drake	60 93								
266 H Evansville	56 52		316 A Loyola Chicago	60 53								

Non-Div I Games: Eureka 103 59

Bradley

Average RPI Win: 221	WON-LOST	WINNING	LAST 10	STRENGTH OF	OPP. STRENGTH	TEAM	ADJ.	CONF.	ADJ CONF.
Average RPI Loss: 156	RECORD	PCT. RANK	GAMES	SCHEDULE	OF SCHEDULE	RPI	RPI	RPI	RPI
DIV. I ONLY	13- 9	122	5- 5	233	202	163	163	8	8
DIV. I NON-CONF.	8- 4	97	1- 0	339	316	219	219	10	10
TOTALS	RPI 1-25	RPI 26-50	W-L RECORDS	RPI 51-100	RPI 101-150	RPI 150+			
13- 9	0- 0	0- 1	OVERALL	0- 2	3- 3	10- 3			
7- 4	0- 0	0- 0	HOME	0- 1	2- 1	5- 2			
6- 5	0- 0	0- 1	AWAY	0- 1	1- 2	5- 1			
0- 0	0- 0	0- 0	NEUTRAL	0- 0	0- 0	0- 0			
8- 4	0- 0	0- 0	NON-CONFERENCE	0- 0	0- 1	8- 3			
4- 2	0- 0	0- 0	HOME	0- 0	0- 0	4- 2			
4- 2	0- 0	0- 0	AWAY	0- 0	0- 1	4- 1			
0- 0	0- 0	0- 0	NEUTRAL	0- 0	0- 0	0- 0			
5- 5	0- 0	0- 1	CONFERENCE	0- 2	3- 2	2- 0			
3- 2	0- 0	0- 0	HOME	0- 1	2- 1	1- 0			
2- 3	0- 0	0- 1	AWAY	0- 1	1- 1	1- 0			
0- 0	0- 0	0- 0	NEUTRAL	0- 0	0- 0	0- 0			

RPI S	Opponent	Score	RPI S	Opponent	Score	RPI S	Opponent	Score	RPI S	Opponent	Score	Team's RPI: 163
29	A Harvard	59 69	88	A Penn	60 86	113	A Princeton	98 88				
			88	H Penn	68 71	113	H Princeton	75 81				
						119	H Cornell	72 67				
						137	A VCU	72 85				
						144	A Yale	51 73				
						144	H Yale	76 73				
						178	H Providence	77 70				
						179	H Columbia	69 60				
						196	A Sacred Heart	80 66				
						217	A Binghamton	83 72				
						236	A Dartmouth	65 62				
						244	H Howard	83 78				
						254	H Colgate	62 67				
						268	H Manhattan	57 58				
						281	A Vermont	62 50				
						282	A Bryant	67 70				
						307	H Rhode Island	76 65				
						325	H Saint Peter's	80 71				
						335	A Morgan St.	68 51				
LAST 12 Division I GAMES:												
113	H Princeton	75 81	144	A Yale	51 73							
88	H Penn	68 71	144	H Yale	76 73							
236	A Dartmouth	65 62	88	A Penn	60 86							
29	A Harvard	59 69	113	A Princeton	98 88							
179	H Columbia	69 60	335	A Morgan St.	68 51							
119	H Cornell	72 67	137	A VCU	72 85							

Non-Div I Games: Rhode Island Col. 90 44

Brown

Average RPI Win:	305	WON-LOST	WINNING	LAST 10	STRENGTH OF	OPP. STRENGTH	TEAM	ADJ.	CONF.	ADJ CONF.
Average RPI Loss:	217	RECORD	PCT. RANK	GAMES	SCHEDULE	OF SCHEDULE	RPI	RPI	RPI	RPI
DIV. I ONLY	13- 13	169	5- 5	346	325	282	282	31	31	
DIV. I NON-CONF.	5- 6	186	0- 0	335	205	283	283	32	32	
TOTALS	RPI 1-25	RPI 26-50	W-L RECORDS	RPI 51-100	RPI 101-150	RPI 150+				
13- 13	0- 0	0- 0	OVERALL	0- 1	0- 2	13- 10				
9- 2	0- 0	0- 0	HOME	0- 0	0- 1	9- 1				
3- 10	0- 0	0- 0	AWAY	0- 1	0- 1	3- 8				
1- 1	0- 0	0- 0	NEUTRAL	0- 0	0- 0	1- 1				
5- 6	0- 0	0- 0	NON-CONFERENCE	0- 1	0- 2	5- 3				
3- 1	0- 0	0- 0	HOME	0- 0	0- 1	3- 0				
1- 4	0- 0	0- 0	AWAY	0- 1	0- 1	1- 2				
1- 1	0- 0	0- 0	NEUTRAL	0- 0	0- 0	1- 1				
8- 7	0- 0	0- 0	CONFERENCE	0- 0	0- 0	8- 7				
6- 1	0- 0	0- 0	HOME	0- 0	0- 0	6- 1				
2- 6	0- 0	0- 0	AWAY	0- 0	0- 0	2- 6				
0- 0	0- 0	0- 0	NEUTRAL	0- 0	0- 0	0- 0				

RPI S	Opponent	Score	RPI S	Opponent	Score	RPI S	Opponent	Score	RPI S	Opponent	Score	Team's RPI: 282
						73 A	New Hampshire	60 62	140 H	Maine	52 77	
									143 A	Pittsburgh	60 76	
									163 H	Brown	70 67	
									178 N	Providence	51 62	
									196 A	Sacred Heart	59 66	
									196 H	Sacred Heart	53 65	
									211 A	Robert Morris	46 62	
									213 A	Rutgers	42 50	
									256 A	Saint Francis (PA)	67 79	
									256 H	Saint Francis (PA)	85 70	
									281 A	Vermont	63 57	
									286 A	Mt. St. Mary's	53 61	
									286 H	Mt. St. Mary's	78 62	
									292 A	Massachusetts	62 68	
									307 N	Rhode Island	62 56	
									312 H	Holy Cross	76 74	
									314 A	Central Conn. St.	52 53	
									324 A	St. Francis Brooklyn	47 63	
									324 H	St. Francis Brooklyn	63 54	
									334 H	Wagner	70 61	
									337 A	LIU Brooklyn	62 53	
									337 H	LIU Brooklyn	57 53	
									344 H	UMass Lowell	73 62	
									345 A	Fairleigh Dickinson	56 48	
									345 H	Fairleigh Dickinson	50 48	
LAST 12 Division I GAMES:												
			256 H	Saint Francis (PA)	85 70		314 A	Central Conn. St.	52 53			
			337 H	LIU Brooklyn	57 53		256 A	Saint Francis (PA)	67 79			
			324 H	St. Francis Brooklyn	63 54		211 A	Robert Morris	46 62			
			286 A	Mt. St. Mary's	53 61		334 H	Wagner	70 61			
			196 A	Sacred Heart	59 66		196 H	Sacred Heart	53 65			
			345 H	Fairleigh Dickinson	50 48		345 A	Fairleigh Dickinson	56 48			

Non-Div I Games:

Bryant

■ Loss,
 ■ Non-Conf,
 ■ S Site,
 ■ H Home
 ■ A Away
 N Neutral

Average RPI Win: 222	WON-LOST	WINNING	LAST 10	STRENGTH OF	OPP. STRENGTH	TEAM	ADJ.	CONF.	ADJ CONF.
Average RPI Loss: 174	RECORD	PCT. RANK	GAMES	SCHEDULE	OF SCHEDULE	RPI	RPI	RPI	RPI
DIV. I ONLY	21- 5	20	8- 2	248	228	67	67	24	24
DIV. I NON-CONF.	8- 3	67	0- 0	251	105	83	83	25	25
TOTALS	RPI 1-25	RPI 26-50	W-L RECORDS	RPI 51-100	RPI 101-150	RPI 150+			
21- 5	0- 0	0- 1	OVERALL	1- 0	2- 1	18- 3			
12- 0	0- 0	0- 0	HOME	1- 0	1- 0	10- 0			
9- 5	0- 0	0- 0	AWAY	0- 0	1- 0	8- 0			
0- 0	0- 0	0- 0	NEUTRAL	0- 0	0- 0	0- 0			
8- 3	0- 0	0- 1	NON-CONFERENCE	1- 0	1- 1	6- 1			
4- 0	0- 0	0- 0	HOME	1- 0	0- 0	3- 0			
4- 3	0- 0	0- 1	AWAY	0- 0	1- 1	3- 1			
0- 0	0- 0	0- 0	NEUTRAL	0- 0	0- 0	0- 0			
13- 2	0- 0	0- 0	CONFERENCE	0- 0	1- 0	12- 2			
8- 0	0- 0	0- 0	HOME	0- 0	1- 0	7- 0			
5- 2	0- 0	0- 0	AWAY	0- 0	0- 0	5- 2			
0- 0	0- 0	0- 0	NEUTRAL	0- 0	0- 0	0- 0			

RPI S	Opponent	Score	RPI S	Opponent	Score	RPI S	Opponent	Score	RPI S	Opponent	Score
			31 A	Elon	58 64	59 H	Drexel	78 66	104 A	Saint Joseph's	64 61
									106 A	North Carolina	50 65
									120 H	Navy	67 64
									156 A	Army West Point	60 56
									156 H	Army West Point	68 62
									180 H	Cleveland St.	77 66
									210 A	American	47 59
									210 H	American	73 67
									213 A	Rutgers	53 57
									217 A	Binghamton	67 57
									223 A	Akron	61 47
									231 A	St. Bonaventure	57 35
									240 A	Boston U.	66 50
									240 H	Boston U.	73 56
									254 A	Colgate	79 49
									254 H	Colgate	79 56
									258 A	Loyola Maryland	72 66
									258 H	Loyola Maryland	57 39
									268 H	Manhattan	69 64
									302 A	Lehigh	77 58
									302 H	Lehigh	73 54
									312 A	Holy Cross	51 63
									312 H	Holy Cross	77 48
									315 H	NJIT	67 36
LAST 12 Division I GAMES:											
240 H	Boston U.	73 56	156 H	Army West Point	68 62						
258 H	Loyola Maryland	57 39	240 A	Boston U.	66 50						
254 A	Colgate	79 49	258 A	Loyola Maryland	72 66						
302 H	Lehigh	73 54	254 H	Colgate	79 56						
312 A	Holy Cross	51 63	302 A	Lehigh	77 58						
210 A	American	47 59	312 H	Holy Cross	77 48						

Non-Div I Games:

Bucknell

■ Loss,
 ■ Non-Conf, S Site,
 ■ Home
 ■ Away
 N Neutral

Average RPI Win:	200	WON-LOST	WINNING	LAST 10	STRENGTH OF	OPP. STRENGTH	TEAM	ADJ.	CONF.	ADJ CONF.
Average RPI Loss:	71	RECORD	PCT. RANK	GAMES	SCHEDULE	OF SCHEDULE	RPI	RPI	RPI	RPI
DIV. I ONLY	18- 7	60	7- 3	129	130	81	81	10	10	
DIV. I NON-CONF.	10- 1	15	0- 0	199	197	53	53	11	11	
TOTALS	RPI 1-25	RPI 26-50	W-L RECORDS	RPI 51-100	RPI 101-150	RPI 150+				
18- 7	0- 0	1- 3	OVERALL	1- 3	3- 1	13- 0				
11- 3	0- 0	1- 0	HOME	1- 2	1- 1	8- 0				
7- 3	0- 0	0- 2	AWAY	0- 1	2- 0	5- 0				
0- 1	0- 0	0- 1	NEUTRAL	0- 0	0- 0	0- 0				
10- 1	0- 0	0- 1	NON-CONFERENCE	0- 0	3- 0	7- 0				
7- 0	0- 0	0- 0	HOME	0- 0	1- 0	6- 0				
3- 0	0- 0	0- 0	AWAY	0- 0	2- 0	1- 0				
0- 1	0- 0	0- 1	NEUTRAL	0- 0	0- 0	0- 0				
8- 6	0- 0	1- 2	CONFERENCE	1- 3	0- 1	6- 0				
4- 3	0- 0	1- 0	HOME	1- 2	0- 1	2- 0				
4- 3	0- 0	0- 2	AWAY	0- 1	0- 0	4- 0				
0- 0	0- 0	0- 0	NEUTRAL	0- 0	0- 0	0- 0				

RPI S	Opponent	Score	RPI S	Opponent	Score	RPI S	Opponent	Score	RPI S	Opponent	Score
29	N Harvard	62 74	42	A Central Mich.	71 88	42	H Central Mich.	67 56	49	A Ohio	55 83
82	H Northern Ill.	80 89	84	A Toledo	63 85	84	H Toledo	64 73	99	H Kent St.	77 62
114	H UCF	66 65	126	A Fordham	58 54	127	H Ball St.	75 89	132	A Duquesne	71 69
175	A Western Mich.	62 47	186	H Hofstra	74 50	196	H Sacred Heart	76 55	223	H Akron	81 51
231	H St. Bonaventure	68 47	235	A Miami (OH)	68 51	235	H Miami (OH)	71 45	239	H Niagara	73 63
259	A Bowling Green	61 50	262	A Canisius	65 52	268	H Manhattan	73 39	288	A Eastern Mich.	56 52
292	H Massachusetts	61 47									
LAST 12 Division I GAMES:											
223	H Akron	81 51	127	H Ball St.	75 89	42	H Central Mich.	67 56			
288	A Eastern Mich.	56 52	259	A Bowling Green	61 50	235	A Miami (OH)	68 51			
82	H Northern Ill.	80 89	84	H Toledo	64 73	42	A Central Mich.	71 88			
99	H Kent St.	77 62									
84	A Toledo	63 85									
175	A Western Mich.	62 47									

Non-Div I Games:

Buffalo

■ Loss,
 ■ Non-Conf,
 ■ S Site,
 ■ H Home
 ■ A Away
 N Neutral

Average RPI Win:	222	WON-LOST	WINNING	LAST 10	STRENGTH OF	OPP. STRENGTH	TEAM	ADJ.	CONF.	ADJ CONF.
Average RPI Loss:	95	RECORD	PCT. RANK	GAMES	SCHEDULE	OF SCHEDULE	RPI	RPI	RPI	RPI
DIV. I ONLY	5- 21	320	0- 10	65	78	243	243	7	7	
DIV. I NON-CONF.	3- 8	262	0- 0	145	147	274	274	7	7	
TOTALS	RPI 1-25	RPI 26-50	W-L RECORDS	RPI 51-100	RPI 101-150	RPI 150+				
5- 21	0- 3	0- 5	OVERALL	0- 4	0- 4	5- 5				
4- 10	0- 1	0- 3	HOME	0- 2	0- 2	4- 2				
1- 11	0- 2	0- 2	AWAY	0- 2	0- 2	1- 3				
0- 0	0- 0	0- 0	NEUTRAL	0- 0	0- 0	0- 0				
3- 8	0- 0	0- 2	NON-CONFERENCE	0- 0	0- 4	3- 2				
3- 4	0- 0	0- 1	HOME	0- 0	0- 2	3- 1				
0- 4	0- 0	0- 1	AWAY	0- 0	0- 2	0- 1				
0- 0	0- 0	0- 0	NEUTRAL	0- 0	0- 0	0- 0				
2- 13	0- 3	0- 3	CONFERENCE	0- 4	0- 0	2- 3				
1- 6	0- 1	0- 2	HOME	0- 2	0- 0	1- 1				
1- 7	0- 2	0- 1	AWAY	0- 2	0- 0	1- 2				
0- 0	0- 0	0- 0	NEUTRAL	0- 0	0- 0	0- 0				

RPI	S	Opponent	Score	RPI	S	Opponent	Score	RPI	S	Opponent	Score	RPI	S	Opponent	Score	Team's RPI: 243
17	A	DePaul	69 100	33	A	Green Bay	34 61	57	A	Georgetown	72 83	114	H	UCF	59 66	
17	H	DePaul	62 92	35	H	South Fla.	59 74	57	H	Georgetown	52 58	127	H	Ball St.	50 74	
22	A	Creighton	52 67	45	A	Marquette	53 91	72	A	St. John's (NY)	55 62	135	A	TCU	47 73	
				45	H	Marquette	66 72	72	H	St. John's (NY)	41 62	141	A	Arkansas	50 68	
				50	H	Villanova	69 70					178	A	Providence	51 68	
												181	A	Xavier	65 62	
												181	H	Xavier	43 53	
												194	H	ETSU	59 68	
												197	A	Seton Hall	63 65	
												197	H	Seton Hall	79 58	
												201	H	Indiana St.	66 48	
												207	A	Wisconsin	55 60	
												212	H	Bradley	58 56	
												321	H	Fort Wayne	70 64	
LAST 12 Division I GAMES:																
57	A	Georgetown	72 83	57	H	Georgetown	52 58									
17	H	DePaul	62 92	50	H	Villanova	69 70									
45	H	Marquette	66 72	45	A	Marquette	53 91									
181	H	Xavier	43 53	17	A	DePaul	69 100									
197	A	Seton Hall	63 65	181	A	Xavier	65 62									
72	A	St. John's (NY)	55 62	72	H	St. John's (NY)	41 62									

Non-Div I Games:

Butler

CSU Bakersfield

Through Games Of Feb. 18, 2017

Average RPI Win:	289	WON-LOST	WINNING	LAST 10	STRENGTH OF	OPP. STRENGTH	TEAM	ADJ.	CONF.	ADJ CONF.
Average RPI Loss:	171	RECORD	PCT. RANK	GAMES	SCHEDULE	OF SCHEDULE	RPI	RPI	RPI	RPI
DIV. I ONLY	10- 13	216	7- 3	303	266	275	275	29	29	
DIV. I NON-CONF.	3- 9	275	1- 0	299	108	312	312	29	29	
TOTALS	RPI 1-25	RPI 26-50	W-L RECORDS	RPI 51-100	RPI 101-150	RPI 150+				
10- 13	0- 1	0- 1	OVERALL	0- 2	0- 0	10- 9				
7- 6	0- 1	0- 0	HOME	0- 1	0- 0	7- 4				
3- 7	0- 0	0- 1	AWAY	0- 1	0- 0	3- 5				
0- 0	0- 0	0- 0	NEUTRAL	0- 0	0- 0	0- 0				
3- 9	0- 1	0- 1	NON-CONFERENCE	0- 2	0- 0	3- 5				
2- 4	0- 1	0- 0	HOME	0- 1	0- 0	2- 2				
1- 5	0- 0	0- 1	AWAY	0- 1	0- 0	1- 3				
0- 0	0- 0	0- 0	NEUTRAL	0- 0	0- 0	0- 0				
7- 4	0- 0	0- 0	CONFERENCE	0- 0	0- 0	7- 4				
5- 2	0- 0	0- 0	HOME	0- 0	0- 0	5- 2				
2- 2	0- 0	0- 0	AWAY	0- 0	0- 0	2- 2				
0- 0	0- 0	0- 0	NEUTRAL	0- 0	0- 0	0- 0				

RPI 1-25				RPI 26-50				RPI 51-100				RPI 101+ Team's RPI: 275			
RPI	S	Opponent	Score	RPI	S	Opponent	Score	RPI	S	Opponent	Score	RPI	S	Opponent	Score
11	H	Stanford	56 77	27	A	Oregon	62 77	62	H	South Dakota	60 75	162	A	New Mexico St.	55 69
								74	A	California	63 86	162	H	New Mexico St.	55 64
												164	H	UC Riverside	66 71
												215	A	Seattle U	47 54
												215	H	Seattle U	52 63
												221	H	Grand Canyon	74 59
												229	A	Pacific	61 91
												251	A	UTRGV	67 61
												251	H	UTRGV	74 46
												263	H	Hawaii	58 51
												267	H	Cal Poly	57 49
												295	H	Southern Utah	59 65
												300	A	UTEP	61 74
												309	A	Pepperdine	57 62
												318	H	UMKC	52 33
												320	A	UC Irvine	86 66
												331	A	Utah Valley	63 59
												331	H	Utah Valley	55 39
												336	H	Chicago St.	83 48
LAST 12 Division I GAMES:															
215	H	Seattle U	52 63	336	H	Chicago St.	83 48								
331	H	Utah Valley	55 39	331	A	Utah Valley	63 59								
251	A	UTRGV	67 61	162	H	New Mexico St.	55 64								
162	A	New Mexico St.	55 69	251	H	UTRGV	74 46								
221	H	Grand Canyon	74 59	215	A	Seattle U	47 54								
318	H	UMKC	52 33	267	H	Cal Poly	57 49								

Non-Div I Games: Stanislaus St. 78 51 Fresno Pacific 84 61

CSU Bakersfield

Loss, Non-Conf, S Site, H Home A Away N Neutral

Average RPI Win: 225	WON-LOST	WINNING	LAST 10	STRENGTH OF	OPP. STRENGTH	TEAM	ADJ.	CONF.	ADJ CONF.
Average RPI Loss: 160	RECORD	PCT. RANK	GAMES	SCHEDULE	OF SCHEDULE	RPI	RPI	RPI	RPI
DIV. I ONLY	15- 11	127	7- 3	231	201	170	170	25	25
DIV. I NON-CONF.	7- 7	165	0- 0	124	157	144	144	23	23
TOTALS	RPI 1-25	RPI 26-50	W-L RECORDS	RPI 51-100	RPI 101-150	RPI 150+			
15- 11	0- 2	0- 1	OVERALL	0- 1	2- 2	13- 5			
7- 6	0- 0	0- 1	HOME	0- 1	1- 1	6- 3			
8- 5	0- 2	0- 0	AWAY	0- 0	1- 1	7- 2			
0- 0	0- 0	0- 0	NEUTRAL	0- 0	0- 0	0- 0			
7- 7	0- 2	0- 1	NON-CONFERENCE	0- 1	1- 1	6- 2			
2- 5	0- 0	0- 1	HOME	0- 1	0- 1	2- 2			
5- 2	0- 2	0- 0	AWAY	0- 0	1- 0	4- 0			
0- 0	0- 0	0- 0	NEUTRAL	0- 0	0- 0	0- 0			
8- 4	0- 0	0- 0	CONFERENCE	0- 0	1- 1	7- 3			
5- 1	0- 0	0- 0	HOME	0- 0	1- 0	4- 1			
3- 3	0- 0	0- 0	AWAY	0- 0	0- 1	3- 2			
0- 0	0- 0	0- 0	NEUTRAL	0- 0	0- 0	0- 0			

RPI 1-25				RPI 26-50				RPI 51-100				RPI 101+ Team's RPI: 170			
RPI	S	Opponent	Score	RPI	S	Opponent	Score	RPI	S	Opponent	Score	RPI	S	Opponent	Score
6	A	Washington	44 101	47	H	Michigan St.	59 63	88	H	Penn	36 47	101	A	UC Davis	65 81
11	A	Stanford	54 88									118	H	Long Beach St.	63 56
												124	A	St. Mary's (CA)	73 61
												133	H	Eastern Wash.	57 71
												164	A	UC Riverside	70 67
												169	H	Detroit Mercy	76 67
												174	A	Fresno St.	61 57
												215	A	Seattle U	68 64
												219	A	Weber St.	89 78
												228	H	San Diego	67 76
												232	H	Portland St.	99 72
												234	A	UC Santa Barbara	62 55
												234	H	UC Santa Barbara	75 61
												263	A	Hawaii	60 49
												263	H	Hawaii	67 56
												267	A	Cal Poly	68 79
												267	H	Cal Poly	63 70
												295	H	Southern Utah	71 77
												305	A	Northern Ariz.	83 79
												320	A	UC Irvine	52 77
												320	H	UC Irvine	85 77
												340	H	Cal St. Fullerton	58 41
LAST 12 Division I GAMES:															
263	A	Hawaii	60 49	234	H	UC Santa Barbara	75 61								
320	H	UC Irvine	85 77	267	H	Cal Poly	63 70								
164	A	UC Riverside	70 67	101	A	UC Davis	65 81								
234	A	UC Santa Barbara	62 55	320	A	UC Irvine	52 77								
263	H	Hawaii	67 56	267	A	Cal Poly	68 79								
118	H	Long Beach St.	63 56	340	H	Cal St. Fullerton	58 41								

Non-Div I Games:

CSUN

■ Loss,
■ Non-Conf,
■ S Site,
■ H Home
■ A Away
N Neutral

Average RPI Win:	259	WON-LOST	WINNING	LAST 10	STRENGTH OF	OPP. STRENGTH	TEAM	ADJ.	CONF.	ADJ CONF.
Average RPI Loss:	170	RECORD	PCT. RANK	GAMES	SCHEDULE	OF SCHEDULE	RPI	RPI	RPI	RPI
DIV. I ONLY	10- 15	226	4- 6	266	226	267	267	25	25	
DIV. I NON-CONF.	4- 8	230	0- 0	227	226	287	287	23	23	
TOTALS	RPI 1-25	RPI 26-50	W-L RECORDS	RPI 51-100	RPI 101-150	RPI 150+				
10- 15	0- 2	0- 0	OVERALL	0- 1	1- 4	9- 8				
7- 6	0- 0	0- 0	HOME	0- 0	1- 3	6- 3				
3- 9	0- 2	0- 0	AWAY	0- 1	0- 1	3- 5				
0- 0	0- 0	0- 0	NEUTRAL	0- 0	0- 0	0- 0				
4- 8	0- 2	0- 0	NON-CONFERENCE	0- 1	0- 2	4- 3				
4- 2	0- 0	0- 0	HOME	0- 0	0- 2	4- 0				
0- 6	0- 2	0- 0	AWAY	0- 1	0- 0	0- 3				
0- 0	0- 0	0- 0	NEUTRAL	0- 0	0- 0	0- 0				
6- 7	0- 0	0- 0	CONFERENCE	0- 0	1- 2	5- 5				
3- 4	0- 0	0- 0	HOME	0- 0	1- 1	2- 3				
3- 3	0- 0	0- 0	AWAY	0- 0	0- 1	3- 2				
0- 0	0- 0	0- 0	NEUTRAL	0- 0	0- 0	0- 0				

RPI 1-25				RPI 26-50				RPI 51-100				RPI 101+ Team's RPI: 267			
RPI	S	Opponent	Score	RPI	S	Opponent	Score	RPI	S	Opponent	Score	RPI	S	Opponent	Score
11	A	Stanford	55 83					83	A	Montana St.	52 71	101	H	UC Davis	53 61
12	A	UCLA	64 80									118	A	Long Beach St.	80 83
												118	H	Long Beach St.	69 67
												124	H	St. Mary's (CA)	71 79
												145	H	San Francisco	67 73
												164	A	UC Riverside	59 68
												164	H	UC Riverside	69 72
												170	A	CSUN	70 63
												170	H	CSUN	79 68
												221	A	Grand Canyon	59 64
												234	H	UC Santa Barbara	78 67
												263	A	Hawaii	57 66
												263	H	Hawaii	79 87
												275	A	CSU Bakersfield	49 57
												279	A	Sacramento St.	96 97
												289	H	North Dakota St.	73 46
												305	H	Northern Ariz.	58 53
												309	H	Pepperdine	62 52
												320	A	UC Irvine	78 60
												320	H	UC Irvine	71 74
												331	H	Utah Valley	77 65
												340	A	Cal St. Fullerton	69 45
LAST 12 Division I GAMES:															
320	H	UC Irvine	71 74	263	A	Hawaii	57 66								
118	H	Long Beach St.	69 67	170	A	CSUN	70 63								
340	A	Cal St. Fullerton	69 45	263	H	Hawaii	79 87								
320	A	UC Irvine	78 60	118	A	Long Beach St.	80 83								
164	H	UC Riverside	69 72	164	A	UC Riverside	59 68								
101	H	UC Davis	53 61	170	H	CSUN	79 68								

Non-Div I Games:

Cal Poly

■ Loss,
 ■ Non-Conf, S Site,
 ■ Home
 ■ Away
 N Neutral

[illegible]

Page 39

California

Through Games Of Feb. 18, 2017

Average RPI Win:	154	WON-LOST	WINNING	LAST 10	STRENGTH OF	OPP. STRENGTH	TEAM	ADJ.	CONF.	ADJ CONF.
Average RPI Loss:	43	RECORD	PCT. RANK	GAMES	SCHEDULE	OF SCHEDULE	RPI	RPI	RPI	RPI
DIV. I ONLY	17- 10	104	3- 7	60	31	74	74	1	1	
DIV. I NON-CONF.	12- 0	1	0- 0	200	182	27	27	1	1	
TOTALS	RPI 1-25	RPI 26-50	W-L RECORDS	RPI 51-100	RPI 101-150	RPI 150+				
17- 10	2- 3	0- 3	OVERALL	2- 4	6- 0	7- 0				
10- 6	1- 2	0- 2	HOME	1- 2	3- 0	5- 0				
4- 4	0- 1	0- 1	AWAY	1- 2	2- 0	1- 0				
3- 0	1- 0	0- 0	NEUTRAL	0- 0	1- 0	1- 0				
12- 0	1- 0	0- 0	NON-CONFERENCE	0- 0	4- 0	7- 0				
7- 0	0- 0	0- 0	HOME	0- 0	2- 0	5- 0				
2- 0	0- 0	0- 0	AWAY	0- 0	1- 0	1- 0				
3- 0	1- 0	0- 0	NEUTRAL	0- 0	1- 0	1- 0				
5- 10	1- 3	0- 3	CONFERENCE	2- 4	2- 0	0- 0				
3- 6	1- 2	0- 2	HOME	1- 2	1- 0	0- 0				
2- 4	0- 1	0- 1	AWAY	1- 2	1- 0	0- 0				
0- 0	0- 0	0- 0	NEUTRAL	0- 0	0- 0	0- 0				

RPI 1-25				RPI 26-50				RPI 51-100 Team's RPI: 74				RPI 101+			
RPI	S	Opponent	Score	RPI	S	Opponent	Score	RPI	S	Opponent	Score	RPI	S	Opponent	Score
5	H	Oregon St.	56 66	27	H	Oregon	66 69	58	H	Southern California	63 56	111	A	Arizona	74 64
6	A	Washington	67 90	28	A	Arizona St.	62 72	70	A	Utah	57 63	111	H	Arizona	71 60
11	H	Stanford	66 72	28	H	Arizona St.	45 54	70	H	Utah	64 73	122	N	Southern Miss.	71 51
12	H	UCLA	80 77					86	A	Colorado	65 53	124	A	St. Mary's (CA)	74 67
14	N	Oklahoma	82 74					86	H	Colorado	59 64	132	H	Duquesne	86 66
								94	A	Washington St.	79 84	145	H	San Francisco	75 52
												155	H	Santa Clara	73 58
												164	H	UC Riverside	71 56
												199	A	Nebraska	86 65
												275	H	CSU Bakersfield	86 63
												279	H	Sacramento St.	97 73
												302	H	Lehigh	96 63
												326	N	Arkansas St.	80 55
LAST 12 Division I GAMES:															
11	H	Stanford	66 72	6	A	Washington	67 90								
86	H	Colorado	59 64	111	H	Arizona	71 60								
70	H	Utah	64 73	28	H	Arizona St.	45 54								
58	H	Southern California	63 56	70	A	Utah	57 63								
12	H	UCLA	80 77	86	A	Colorado	65 53								
94	A	Washington St.	79 84	27	H	Oregon	66 69								

Non-Div I Games:

California

■ Loss,
■ Non-Conf, S Site,
■ Home
■ Away
N Neutral

Average RPI Win:	293	WON-LOST	WINNING	LAST 10	STRENGTH OF	OPP. STRENGTH	TEAM	ADJ.	CONF.	ADJ CONF.
Average RPI Loss:	175	RECORD	PCT. RANK	GAMES	SCHEDULE	OF SCHEDULE	RPI	RPI	RPI	RPI
DIV. I ONLY	16- 6	59	8- 2	339	331	200	200	28	28	
DIV. I NON-CONF.	5- 3	122	0- 0	322	344	216	216	28	28	
TOTALS	RPI 1-25	RPI 26-50	W-L RECORDS	RPI 51-100	RPI 101-150	RPI 150+				
16- 6	0- 0	0- 0	OVERALL	0- 1	0- 2	16- 3				
6- 4	0- 0	0- 0	HOME	0- 0	0- 2	6- 2				
8- 2	0- 0	0- 0	AWAY	0- 1	0- 0	8- 1				
2- 0	0- 0	0- 0	NEUTRAL	0- 0	0- 0	2- 0				
5- 3	0- 0	0- 0	NON-CONFERENCE	0- 1	0- 1	5- 1				
1- 2	0- 0	0- 0	HOME	0- 0	0- 1	1- 1				
2- 1	0- 0	0- 0	AWAY	0- 1	0- 0	2- 0				
2- 0	0- 0	0- 0	NEUTRAL	0- 0	0- 0	2- 0				
11- 3	0- 0	0- 0	CONFERENCE	0- 0	0- 1	11- 2				
5- 2	0- 0	0- 0	HOME	0- 0	0- 1	5- 1				
6- 1	0- 0	0- 0	AWAY	0- 0	0- 0	6- 1				
0- 0	0- 0	0- 0	NEUTRAL	0- 0	0- 0	0- 0				

RPI 1-25			RPI 26-50			RPI 51-100			RPI 101+			Team's RPI: 200					
RPI	S	Opponent	Score	RPI	S	Opponent	Score	RPI	S	Opponent	Score	RPI	S	Opponent	Score		
								93	A	Mercer	60	76	134	H	Radford	42	61
													137	H	VCU	53	66
													194	H	ETSU	55	56
													222	A	Presbyterian	49	39
													242	H	Liberty	52	58
													246	N	Ark.-Pine Bluff	51	31
													248	A	UNC Asheville	61	55
													248	H	UNC Asheville	61	60
													250	A	Charleston So.	43	60
													250	H	Charleston So.	54	37
													270	A	High Point	69	53
													270	H	High Point	58	33
													291	A	Western Caro.	50	48
													313	A	Gardner-Webb	73	61
													317	A	USC Upstate	56	41
													333	A	Winthrop	70	35
													333	H	Winthrop	61	32
													335	N	Morgan St.	62	51
													338	A	Longwood	66	54
													338	H	Longwood	74	50
													343	H	N.C. Central	61	30
LAST 12 Division I GAMES:																	
				270	A	High Point	69	53					313	A	Gardner-Webb	73	61
				333	A	Winthrop	70	35					270	H	High Point	58	33
				248	H	UNC Asheville	61	60					338	A	Longwood	66	54
				250	A	Charleston So.	43	60					333	H	Winthrop	61	32
				338	H	Longwood	74	50					222	A	Presbyterian	49	39
				242	H	Liberty	52	58					134	H	Radford	42	61

Non-Div I Games: Columbia (SC) 73 32 Saint Augustine's 69 33 St. Andrews 94 39

Campbell

Loss, Non-Conf, S Site, H Home A Away N Neutral

Average RPI Win:	256	WON-LOST	WINNING	LAST 10	STRENGTH OF	OPP. STRENGTH	TEAM	ADJ.	CONF.	ADJ CONF.
Average RPI Loss:	154	RECORD	PCT. RANK	GAMES	SCHEDULE	OF SCHEDULE	RPI	RPI	RPI	RPI
DIV. I ONLY	9- 18	262	5- 5	195	231	262	262	18	18	
DIV. I NON-CONF.	1- 8	314	0- 0	104	252	272	272	17	17	
TOTALS	RPI 1-25	RPI 26-50	W-L RECORDS	RPI 51-100	RPI 101-150	RPI 150+				
9- 18	0- 0	0- 2	OVERALL	0- 1	0- 6	9- 9				
5- 9	0- 0	0- 1	HOME	0- 1	0- 3	5- 4				
4- 9	0- 0	0- 1	AWAY	0- 0	0- 3	4- 5				
0- 0	0- 0	0- 0	NEUTRAL	0- 0	0- 0	0- 0				
1- 8	0- 0	0- 1	NON-CONFERENCE	0- 1	0- 2	1- 4				
0- 4	0- 0	0- 0	HOME	0- 1	0- 1	0- 2				
1- 4	0- 0	0- 1	AWAY	0- 0	0- 1	1- 2				
0- 0	0- 0	0- 0	NEUTRAL	0- 0	0- 0	0- 0				
8- 10	0- 0	0- 1	CONFERENCE	0- 0	0- 4	8- 5				
5- 5	0- 0	0- 1	HOME	0- 0	0- 2	5- 2				
3- 5	0- 0	0- 0	AWAY	0- 0	0- 2	3- 3				
0- 0	0- 0	0- 0	NEUTRAL	0- 0	0- 0	0- 0				

RPI S	Opponent	Score	RPI S	Opponent	Score	RPI S	Opponent	Score	RPI S	Opponent	Score	Team's RPI: 262
26	A Ohio St.	56 89	41	H Quinnipiac	53 64	81	H Buffalo	52 65	112	A Rider	50 61	
									112	H Rider	70 71	
									119	A Cornell	43 60	
									128	H Lamar University	51 65	
									146	A Iona	52 55	
									146	H Iona	45 58	
									168	H Northeastern	59 83	
									177	A Siena	42 67	
									177	H Siena	67 77	
									184	H Fairfield	63 49	
									185	A Morehead St.	68 77	
									223	H Akron	64 73	
									224	A Marist	60 67	
									224	H Marist	74 85	
									226	A Monmouth	53 55	
									226	H Monmouth	74 54	
									231	A St. Bonaventure	74 57	
									239	A Niagara	65 57	
									239	H Niagara	52 41	
									256	A Saint Francis (PA)	74 95	
									268	A Manhattan	62 57	
									268	H Manhattan	58 48	
									325	A Saint Peter's	59 54	
									325	H Saint Peter's	61 56	
LAST 12 Division I GAMES:												
177	H Siena	67 77	224	A Marist	60 67							
325	H Saint Peter's	61 56	177	A Siena	42 67							
112	A Rider	50 61	184	H Fairfield	63 49							
239	H Niagara	52 41	239	A Niagara	65 57							
146	H Iona	45 58	226	A Monmouth	53 55							
268	H Manhattan	58 48	325	A Saint Peter's	59 54							

Non-Div I Games:

Canisius

■ Loss,
 ■ Non-Conf,
 ■ S Site,
 ■ H Home
 ■ A Away
 N Neutral

Average RPI Win: 267		WON-LOST	WINNING	LAST 10	STRENGTH OF	OPP. STRENGTH	TEAM	ADJ.	CONF.	ADJ CONF.
Average RPI Loss: 85		RECORD	PCT. RANK	GAMES	SCHEDULE	OF SCHEDULE	RPI	RPI	RPI	RPI
DIV. I ONLY		17- 4	19	10- 0	320	261	117	117	27	27
DIV. I NON-CONF.		4- 2	97	0- 0	273	64	97	97	27	27
TOTALS	RPI 1-25		RPI 26-50		W-L RECORDS		RPI 51-100		RPI 101-150	RPI 150+
17- 4	0- 1		0- 0		OVERALL		1- 2		1- 1	15- 0
8- 1	0- 0		0- 0		HOME		1- 0		0- 1	7- 0
7- 3	0- 0		0- 0		AWAY		0- 1		1- 0	6- 0
2- 0	0- 0		0- 0		NEUTRAL		0- 0		0- 0	2- 0
4- 2	0- 1		0- 0		NON-CONFERENCE		0- 1		0- 0	4- 0
1- 0	0- 0		0- 0		HOME		0- 0		0- 0	1- 0
1- 2	0- 1		0- 0		AWAY		0- 1		0- 0	1- 0
2- 0	0- 0		0- 0		NEUTRAL		0- 0		0- 0	2- 0
13- 2	0- 0		0- 0		CONFERENCE		1- 1		1- 1	11- 0
7- 1	0- 0		0- 0		HOME		1- 0		0- 1	6- 0
6- 1	0- 0		0- 0		AWAY		0- 1		1- 0	5- 0
0- 0	0- 0		0- 0		NEUTRAL		0- 0		0- 0	0- 0

RPI 1-25				RPI 26-50				RPI 51-100				RPI 101+				Team's RPI: 117	
RPI	S	Opponent	Score	RPI	S	Opponent	Score	RPI	S	Opponent	Score	RPI	S	Opponent	Score		
16	A	Texas A&M	49 74					97	A	Texas Tech	45 79	110	A	SFA	67 63		
								100	A	Abilene Christian	76 83	128	H	Lamar University	56 70		
								100	H	Abilene Christian	80 70	171	N	Houston	69 55		
												202	A	New Orleans	55 51		
												242	N	Liberty	61 41		
												269	A	McNeese	72 49		
												269	H	McNeese	67 52		
												297	H	Northwestern St.	76 43		
												298	A	Nicholls St.	61 52		
												301	A	Alcorn	71 57		
												301	H	Alcorn	59 45		
												303	A	A&M-Corpus Christi	49 41		
												327	H	Southeastern La.	77 55		
												332	H	Incarnate Word	63 50		
												341	H	Sam Houston St.	75 48		
												342	A	Houston Baptist	80 49		
												342	H	Houston Baptist	83 39		
				LAST 12 Division I GAMES:													
				342	H	Houston Baptist	83 39	332	H	Incarnate Word	63 50						
				341	H	Sam Houston St.	75 48	110	A	SFA	67 63						
				298	A	Nicholls St.	61 52	202	A	New Orleans	55 51						
				100	H	Abilene Christian	80 70	269	H	McNeese	67 52						
				327	H	Southeastern La.	77 55	303	A	A&M-Corpus Christi	49 41						
				269	A	McNeese	72 49	342	A	Houston Baptist	80 49						

[illegible]

Loss, Non-Conf, S Site, H Home A Away N Neutral

Average RPI Win:	302	WON-LOST	WINNING	LAST 10	STRENGTH OF	OPP. STRENGTH	TEAM	ADJ.	CONF.	ADJ CONF.
Average RPI Loss:	212	RECORD	PCT. RANK	GAMES	SCHEDULE	OF SCHEDULE	RPI	RPI	RPI	RPI
DIV. I ONLY	9- 17	256	3- 7	330	318	314	314	31	31	
DIV. I NON-CONF.	1- 10	325	0- 0	275	135	341	341	32	32	
TOTALS	RPI 1-25	RPI 26-50	W-L RECORDS	RPI 51-100	RPI 101-150	RPI 150+				
9- 17	0- 0	0- 1	OVERALL	0- 2	0- 0	9- 14				
6- 4	0- 0	0- 0	HOME	0- 0	0- 0	6- 4				
3- 12	0- 0	0- 1	AWAY	0- 2	0- 0	3- 9				
0- 1	0- 0	0- 0	NEUTRAL	0- 0	0- 0	0- 1				
1- 10	0- 0	0- 1	NON-CONFERENCE	0- 2	0- 0	1- 7				
1- 2	0- 0	0- 0	HOME	0- 0	0- 0	1- 2				
0- 7	0- 0	0- 1	AWAY	0- 2	0- 0	0- 4				
0- 1	0- 0	0- 0	NEUTRAL	0- 0	0- 0	0- 1				
8- 7	0- 0	0- 0	CONFERENCE	0- 0	0- 0	8- 7				
5- 2	0- 0	0- 0	HOME	0- 0	0- 0	5- 2				
3- 5	0- 0	0- 0	AWAY	0- 0	0- 0	3- 5				
0- 0	0- 0	0- 0	NEUTRAL	0- 0	0- 0	0- 0				

RPI S	Opponent	Score	RPI S	Opponent	Score	RPI S	Opponent	Score	RPI S	Opponent	Score	Team's RPI: 314
			30 A	Syracuse	63 95	71 A	Virginia Tech	47 81	166 A	Boston College	46 66	
						73 A	New Hampshire	52 56	173 H	Hartford	58 68	
									196 A	Sacred Heart	61 82	
									196 H	Sacred Heart	67 50	
									197 A	Seton Hall	70 78	
									211 A	Robert Morris	46 55	
									211 H	Robert Morris	39 62	
									236 A	Dartmouth	51 61	
									255 H	Stony Brook	59 64	
									256 A	Saint Francis (PA)	81 87	
									261 N	San Diego St.	62 80	
									281 H	Vermont	78 76	
									282 H	Bryant	53 52	
									286 A	Mt. St. Mary's	66 81	
									286 H	Mt. St. Mary's	68 58	
									292 A	Massachusetts	37 76	
									324 A	St. Francis Brooklyn	61 53	
									334 A	Wagner	83 71	
									334 H	Wagner	66 53	
									337 A	LIU Brooklyn	76 71	
									337 H	LIU Brooklyn	62 68	
									345 A	Fairleigh Dickinson	64 77	
									345 H	Fairleigh Dickinson	68 49	
LAST 12 Division I GAMES:												
			211 H	Robert Morris	39 62		282 H	Bryant	53 52			
			345 A	Fairleigh Dickinson	64 77		211 A	Robert Morris	46 55			
			196 A	Sacred Heart	61 82		256 A	Saint Francis (PA)	81 87			
			334 A	Wagner	83 71		337 A	LIU Brooklyn	76 71			
			286 A	Mt. St. Mary's	66 81		345 H	Fairleigh Dickinson	68 49			
			337 H	LIU Brooklyn	62 68		286 H	Mt. St. Mary's	68 58			

Non-Div I Games:

Central Conn. St.

■ Loss,
 ■ Non-Conf,
 ■ S Site,
 ■ H Home
 ■ A Away
 N Neutral

Average RPI Win:	185	WON-LOST	WINNING	LAST 10	STRENGTH OF	OPP. STRENGTH	TEAM	ADJ.	CONF.	ADJ CONF.
Average RPI Loss:	63	RECORD	PCT. RANK	GAMES	SCHEDULE	OF SCHEDULE	RPI	RPI	RPI	RPI
DIV. I ONLY	20- 6	35	8- 2	123	91	42	42	10	10	
DIV. I NON-CONF.	8- 4	97	0- 0	260	41	146	146	11	11	
TOTALS	RPI 1-25	RPI 26-50	W-L RECORDS	RPI 51-100	RPI 101-150	RPI 150+				
20- 6	0- 1	2- 1	OVERALL	4- 4	2- 0	12- 0				
13- 1	0- 0	1- 1	HOME	2- 0	2- 0	8- 0				
5- 5	0- 1	1- 0	AWAY	2- 4	0- 0	2- 0				
2- 0	0- 0	0- 0	NEUTRAL	0- 0	0- 0	2- 0				
8- 4	0- 1	0- 1	NON-CONFERENCE	0- 2	1- 0	7- 0				
6- 1	0- 0	0- 1	HOME	0- 0	1- 0	5- 0				
0- 3	0- 1	0- 0	AWAY	0- 2	0- 0	0- 0				
2- 0	0- 0	0- 0	NEUTRAL	0- 0	0- 0	2- 0				
12- 2	0- 0	2- 0	CONFERENCE	4- 2	1- 0	5- 0				
7- 0	0- 0	1- 0	HOME	2- 0	1- 0	3- 0				
5- 2	0- 0	1- 0	AWAY	2- 2	0- 0	2- 0				
0- 0	0- 0	0- 0	NEUTRAL	0- 0	0- 0	0- 0				

RPI 1-25				RPI 26-50				Team's RPI: 42	RPI 51-100				RPI 101+			
RPI	S	Opponent	Score	RPI	S	Opponent	Score		RPI	S	Opponent	Score	RPI	S	Opponent	Score
2	A	Notre Dame	47 107	31	H	Elon	57 71		79	A	Middle Tenn.	69 79	104	H	Saint Joseph's	73 71
				49	A	Ohio	70 64		81	A	Buffalo	56 67	127	H	Ball St.	101 92
				49	H	Ohio	64 59		81	H	Buffalo	88 71	159	H	Oakland	70 67
									82	A	Northern Ill.	109 94	175	H	Western Mich.	94 83
									84	A	Toledo	72 74	189	H	Illinois	82 51
									84	H	Toledo	72 61	223	H	Akron	89 62
									98	A	Purdue	51 62	235	H	Miami (OH)	80 61
									99	A	Kent St.	91 78	241	H	Furman	81 71
													259	A	Bowling Green	76 65
													288	A	Eastern Mich.	104 63
													289	N	North Dakota St.	77 55
													316	H	Loyola Chicago	95 57
													322	H	Ill.-Chicago	77 55
													331	N	Utah Valley	71 62
LAST 12 Division I GAMES:																
84	H	Toledo	72 61	84	A	Toledo	72 74									
49	A	Ohio	70 64	81	A	Buffalo	56 67									
175	H	Western Mich.	94 83	235	H	Miami (OH)	80 61									
82	A	Northern Ill.	109 94	259	A	Bowling Green	76 65									
288	A	Eastern Mich.	104 63	127	H	Ball St.	101 92									
49	H	Ohio	64 59	81	H	Buffalo	88 71									

Non-Div I Games:

Central Mich.

■ Loss,
■ Non-Conf,
■ S Site,
■ H Home
■ A Away
N Neutral

Charleston So.

Through Games Of Feb. 18, 2017

Average RPI Win:	266	WON-LOST	WINNING	LAST 10	STRENGTH OF	OPP. STRENGTH	TEAM	ADJ.	CONF.	ADJ CONF.
Average RPI Loss:	199	RECORD	PCT. RANK	GAMES	SCHEDULE	OF SCHEDULE	RPI	RPI	RPI	RPI
DIV. I ONLY	11- 11	169	6- 4	316	306	250	250	28	28	
DIV. I NON-CONF.	3- 5	223	0- 0	341	200	321	321	28	28	
TOTALS	RPI 1-25	RPI 26-50	W-L RECORDS	RPI 51-100	RPI 101-150	RPI 150+				
11- 11	0- 0	0- 0	OVERALL	0- 1	1- 2	10- 8				
8- 3	0- 0	0- 0	HOME	0- 0	1- 0	7- 3				
3- 8	0- 0	0- 0	AWAY	0- 1	0- 2	3- 5				
0- 0	0- 0	0- 0	NEUTRAL	0- 0	0- 0	0- 0				
3- 5	0- 0	0- 0	NON-CONFERENCE	0- 1	0- 1	3- 3				
2- 2	0- 0	0- 0	HOME	0- 0	0- 0	2- 2				
1- 3	0- 0	0- 0	AWAY	0- 1	0- 1	1- 1				
0- 0	0- 0	0- 0	NEUTRAL	0- 0	0- 0	0- 0				
8- 6	0- 0	0- 0	CONFERENCE	0- 0	1- 1	7- 5				
6- 1	0- 0	0- 0	HOME	0- 0	1- 0	5- 1				
2- 5	0- 0	0- 0	AWAY	0- 0	0- 1	2- 4				
0- 0	0- 0	0- 0	NEUTRAL	0- 0	0- 0	0- 0				

RPI 1-25				RPI 26-50				RPI 51-100				RPI 101+				Team's RPI: 250	
RPI	S	Opponent	Score	RPI	S	Opponent	Score	RPI	S	Opponent	Score	RPI	S	Opponent	Score		
								55	A	West Virginia	38	88	106	A	North Carolina	77	93
												134	A	Radford	59	67	
												134	H	Radford	57	45	
												191	H	Col. of Charleston	76	79	
												200	A	Campbell	37	54	
												200	H	Campbell	60	43	
												222	A	Presbyterian	48	50	
												222	H	Presbyterian	52	34	
												227	H	Ga. Southern	55	54	
												242	A	Liberty	56	67	
												242	H	Liberty	72	81	
												248	A	UNC Asheville	47	56	
												248	H	UNC Asheville	73	66	
												260	H	Wofford	45	59	
												270	A	High Point	74	68	
												290	A	Lipscomb	67	52	
												291	A	Western Caro.	53	58	
												313	H	Gardner-Webb	64	57	
												333	H	Winthrop	71	52	
												338	A	Longwood	62	47	
												348	H	South Carolina St.	67	62	
LAST 12 Division I GAMES:																	
242	A	Liberty	56	67	338	A	Longwood	62	47								
248	H	UNC Asheville	73	66	313	H	Gardner-Webb	64	57								
134	A	Radford	59	67	134	H	Radford	57	45								
200	H	Campbell	60	43	222	A	Presbyterian	48	50								
222	H	Presbyterian	52	34	333	H	Winthrop	71	52								
248	A	UNC Asheville	47	56	270	A	High Point	74	68								

Non-Div I Games: Southern Wesleyan 80 57 Montreat 79 50 Paine 75 67

Charleston So.

Loss, Non-Conf, S Site, H Home A Away N Neutral

Average RPI Win: 198	WON-LOST	WINNING	LAST 10	STRENGTH OF	OPP. STRENGTH	TEAM	ADJ.	CONF.	ADJ CONF.
Average RPI Loss: 106	RECORD	PCT. RANK	GAMES	SCHEDULE	OF SCHEDULE	RPI	RPI	RPI	RPI
DIV. I ONLY	17- 7	66	6- 4	193	102	102	102	14	14
DIV. I NON-CONF.	8- 3	67	0- 0	288	22	112	112	16	16
TOTALS	RPI 1-25	RPI 26-50	W-L RECORDS	RPI 51-100	RPI 101-150	RPI 150+			
17- 7	0- 1	0- 0	OVERALL	1- 3	4- 0	12- 3			
8- 3	0- 0	0- 0	HOME	1- 1	0- 0	7- 2			
9- 2	0- 1	0- 0	AWAY	0- 0	4- 0	5- 1			
0- 2	0- 0	0- 0	NEUTRAL	0- 2	0- 0	0- 0			
8- 3	0- 1	0- 0	NON-CONFERENCE	0- 2	2- 0	6- 0			
5- 0	0- 0	0- 0	HOME	0- 0	0- 0	5- 0			
3- 1	0- 1	0- 0	AWAY	0- 0	2- 0	1- 0			
0- 2	0- 0	0- 0	NEUTRAL	0- 2	0- 0	0- 0			
9- 4	0- 0	0- 0	CONFERENCE	1- 1	2- 0	6- 3			
3- 3	0- 0	0- 0	HOME	1- 1	0- 0	2- 2			
6- 1	0- 0	0- 0	AWAY	0- 0	2- 0	4- 1			
0- 0	0- 0	0- 0	NEUTRAL	0- 0	0- 0	0- 0			

RPI 1-25				RPI 26-50				RPI 51-100				RPI 101+				Team's RPI: 102	
RPI	S	Opponent	Score	RPI	S	Opponent	Score	RPI	S	Opponent	Score	RPI	S	Opponent	Score		
19	A	Miami (FL)	46 80					56	H	Western Ky.	89 85	122	A	Southern Miss.	78 61		
								68	N	Boise St.	65 68	131	A	Old Dominion	86 75		
								70	N	Utah	68 81	132	A	Duquesne	77 63		
								79	H	Middle Tenn.	81 83	143	A	Pittsburgh	70 63		
												153	H	East Carolina	79 64		
												158	A	Louisiana Tech	54 80		
												167	A	Rice	69 51		
												167	H	Rice	52 55		
												183	H	UAB	81 88		
												187	A	North Texas	78 63		
												187	H	North Texas	66 49		
												191	A	Col. of Charleston	62 49		
												207	H	Wisconsin	63 48		
												222	H	Presbyterian	71 63		
												252	H	Marshall	93 77		
												274	H	Davidson	93 79		
												283	A	FIU	101 54		
												328	A	Fla. Atlantic	72 66		
												338	H	Longwood	66 41		
LAST 12 Division I GAMES:																	
				79	H	Middle Tenn.	81 83					131	A	Old Dominion	86 75		
				183	H	UAB	81 88					122	A	Southern Miss.	78 61		
				283	A	FIU	101 54					158	A	Louisiana Tech	54 80		
				328	A	Fla. Atlantic	72 66					252	H	Marshall	93 77		
				167	H	Rice	52 55					56	H	Western Ky.	89 85		
				187	H	North Texas	66 49					167	A	Rice	69 51		

Non-Div I Games:

Charlotte

■ Loss,
 ■ Non-Conf, S Site,
 ■ Home
 ■ Away
 N Neutral

Chattanooga

Through Games Of Feb. 18, 2017

Average RPI Win:	215	WON-LOST	WINNING	LAST 10	STRENGTH OF	OPP. STRENGTH	TEAM	ADJ.	CONF.	ADJ CONF.
Average RPI Loss:	85	RECORD	PCT. RANK	GAMES	SCHEDULE	OF SCHEDULE	RPI	RPI	RPI	RPI
DIV. I ONLY	16- 10	108	8- 2	84	114	87	87	17	17	
DIV. I NON-CONF.	6- 8	203	0- 0	62	18	116	116	20	20	
TOTALS	RPI 1-25	RPI 26-50	W-L RECORDS	RPI 51-100	RPI 101-150	RPI 150+				
16- 10	0- 3	0- 2	OVERALL	2- 2	1- 1	13- 2				
6- 4	0- 1	0- 2	HOME	1- 1	1- 0	4- 0				
8- 5	0- 2	0- 0	AWAY	1- 1	0- 0	7- 2				
2- 1	0- 0	0- 0	NEUTRAL	0- 0	0- 1	2- 0				
6- 8	0- 3	0- 2	NON-CONFERENCE	0- 2	1- 1	5- 0				
1- 4	0- 1	0- 2	HOME	0- 1	1- 0	0- 0				
3- 3	0- 2	0- 0	AWAY	0- 1	0- 0	3- 0				
2- 1	0- 0	0- 0	NEUTRAL	0- 0	0- 1	2- 0				
10- 2	0- 0	0- 0	CONFERENCE	2- 0	0- 0	8- 2				
5- 0	0- 0	0- 0	HOME	1- 0	0- 0	4- 0				
5- 2	0- 0	0- 0	AWAY	1- 0	0- 0	4- 2				
0- 0	0- 0	0- 0	NEUTRAL	0- 0	0- 0	0- 0				

RPI 1-25				RPI 26-50				RPI 51-100 Team's RPI: 87				RPI 101+			
RPI	S	Opponent	Score	RPI	S	Opponent	Score	RPI	S	Opponent	Score	RPI	S	Opponent	Score
1	A	UConn	43 80	33	H	Green Bay	55 71	77	H	Florida	61 72	116	H	Stetson	66 55
2	H	Notre Dame	58 79	40	H	Indiana	76 79	93	A	Mercer	74 56	140	N	Maine	39 49
13	A	Louisville	47 63					93	H	Mercer	70 50	194	A	ETSU	70 62
								96	A	FGCU	55 68	194	H	ETSU	60 45
												205	A	UNCG	72 75
												205	H	UNCG	58 55
												213	A	Rutgers	66 53
												222	A	Presbyterian	56 48
												230	A	Samford	77 61
												230	H	Samford	51 45
												237	A	UT Martin	80 60
												241	A	Furman	48 65
												259	N	Bowling Green	54 49
												260	A	Wofford	71 61
												291	A	Western Caro.	60 48
												291	H	Western Caro.	67 46
												319	N	Lafayette	68 43
LAST 12 Division I GAMES:															
291	A	Western Caro.	60 48	260	A	Wofford	71 61								
205	A	UNCG	72 75	205	H	UNCG	58 55								
194	A	ETSU	70 62	291	H	Western Caro.	67 46								
230	H	Samford	51 45	194	H	ETSU	60 45								
93	H	Mercer	70 50	93	A	Mercer	74 56								
241	A	Furman	48 65	230	A	Samford	77 61								

Non-Div I Games:

Chattanooga

■ Loss,
 ■ Non-Conf, S Site,
 ■ Home
 ■ Away
 N Neutral

Average RPI Win:	0	WON-LOST	WINNING	LAST 10	STRENGTH OF	OPP. STRENGTH	TEAM	ADJ.	CONF.	ADJ CONF.
Average RPI Loss:	199	RECORD	PCT. RANK	GAMES	SCHEDULE	OF SCHEDULE	RPI	RPI	RPI	RPI
DIV. I ONLY	0- 25	348	0- 10	145	330	336	336	29	29	
DIV. I NON-CONF.	0- 14	335	0- 1	75	303	313	313	29	29	
TOTALS	RPI 1-25	RPI 26-50	W-L RECORDS	RPI 51-100	RPI 101-150	RPI 150+				
0- 25	0- 1	0- 0	OVERALL	0- 3	0- 4	0- 17				
0- 10	0- 0	0- 0	HOME	0- 1	0- 1	0- 8				
0- 15	0- 1	0- 0	AWAY	0- 2	0- 3	0- 9				
0- 0	0- 0	0- 0	NEUTRAL	0- 0	0- 0	0- 0				
0- 14	0- 1	0- 0	NON-CONFERENCE	0- 3	0- 4	0- 6				
0- 6	0- 0	0- 0	HOME	0- 1	0- 1	0- 4				
0- 8	0- 1	0- 0	AWAY	0- 2	0- 3	0- 2				
0- 0	0- 0	0- 0	NEUTRAL	0- 0	0- 0	0- 0				
0- 11	0- 0	0- 0	CONFERENCE	0- 0	0- 0	0- 11				
0- 4	0- 0	0- 0	HOME	0- 0	0- 0	0- 4				
0- 7	0- 0	0- 0	AWAY	0- 0	0- 0	0- 7				
0- 0	0- 0	0- 0	NEUTRAL	0- 0	0- 0	0- 0				

RPI 1-25				RPI 26-50				RPI 51-100				RPI 101+ Team's RPI: 336			
RPI	S	Opponent	Score	RPI	S	Opponent	Score	RPI	S	Opponent	Score	RPI	S	Opponent	Score
21	A	Kansas St.	33 83					60	A	Northwestern	42 75	127	A	Ball St.	53 88
								80	H	Western Ill.	50 54	136	H	Wright St.	65 71
								82	A	Northern Ill.	85 94	138	A	Cincinnati	53 81
												147	A	Milwaukee	49 71
												159	H	Oakland	60 80
												162	A	New Mexico St.	63 100
												162	H	New Mexico St.	54 65
												175	H	Western Mich.	51 64
												185	A	Morehead St.	55 63
												215	A	Seattle U	53 82
												215	H	Seattle U	51 64
												221	A	Grand Canyon	39 57
												251	A	UTRGV	43 71
												251	H	UTRGV	46 57
												275	A	CSU Bakersfield	48 83
												304	H	Valparaiso	51 53
												315	H	NJIT	42 57
												316	A	Loyola Chicago	54 59
												318	A	UMKC	53 62
												331	A	Utah Valley	54 73
												331	H	Utah Valley	59 62
LAST 12 Division I GAMES:															
318	A	UMKC	53 62	251	H	UTRGV	46 57								
331	A	Utah Valley	54 73	215	H	Seattle U	51 64								
215	A	Seattle U	53 82	331	H	Utah Valley	59 62								
162	H	New Mexico St.	54 65	162	A	New Mexico St.	63 100								
221	A	Grand Canyon	39 57	251	A	UTRGV	43 71								
275	A	CSU Bakersfield	48 83	315	H	NJIT	42 57								

Non-Div I Games:

Chicago St.

■ Loss,
■ Non-Conf, S Site,
■ Home
■ Away
N Neutral

Average RPI Win: 210	WON-LOST	WINNING	LAST 10	STRENGTH OF	OPP. STRENGTH	TEAM	ADJ.	CONF.	ADJ CONF.
Average RPI Loss: 82	RECORD	PCT. RANK	GAMES	SCHEDULE	OF SCHEDULE	RPI	RPI	RPI	RPI
DIV. I ONLY	15- 10	117	5- 5	169	85	138	138	5	5
DIV. I NON-CONF.	8- 4	97	0- 0	324	248	214	214	5	5
TOTALS	RPI 1-25	RPI 26-50	W-L RECORDS	RPI 51-100	RPI 101-150	RPI 150+			
15- 10	0- 1	0- 4	OVERALL	1- 2	3- 1	11- 2			
10- 5	0- 1	0- 1	HOME	1- 1	2- 0	7- 2			
5- 5	0- 0	0- 3	AWAY	0- 1	1- 1	4- 0			
0- 0	0- 0	0- 0	NEUTRAL	0- 0	0- 0	0- 0			
8- 4	0- 0	0- 1	NON-CONFERENCE	0- 1	0- 0	8- 2			
5- 3	0- 0	0- 0	HOME	0- 1	0- 0	5- 2			
3- 1	0- 0	0- 1	AWAY	0- 0	0- 0	3- 0			
0- 0	0- 0	0- 0	NEUTRAL	0- 0	0- 0	0- 0			
7- 6	0- 1	0- 3	CONFERENCE	1- 1	3- 1	3- 0			
5- 2	0- 1	0- 1	HOME	1- 0	2- 0	2- 0			
2- 4	0- 0	0- 2	AWAY	0- 1	1- 1	1- 0			
0- 0	0- 0	0- 0	NEUTRAL	0- 0	0- 0	0- 0			

RPI	S	Opponent	Score	RPI	S	Opponent	Score	RPI	S	Opponent	Score	RPI	S	Opponent	Score	RPI	S	Opponent	Score	Team's RPI: 138
1	H	UConn	49 96	26	A	Ohio St.	38 80	89	H	Georgia	48 51	114	A	UCF	44 64	114	H	UCF	63 57	
				35	A	South Fla.	52 72	90	A	SMU	47 64	149	A	Memphis	66 59	149	H	Memphis	68 57	
				43	A	Tulane	51 62	90	H	SMU	67 65	153	H	East Carolina	74 64	171	A	Houston	71 62	
				43	H	Tulane	68 74					171	H	Houston	85 64	181	H	Xavier	61 72	
												201	H	Indiana St.	55 63	235	A	Miami (OH)	49 43	
												244	H	Howard	66 56	246	H	Ark.-Pine Bluff	72 42	
												259	A	Bowling Green	68 58	264	H	Tennessee Tech	60 38	
												278	A	Southeast Mo. St.	83 75	296	H	Eastern Ill.	78 64	
												336	H	Chicago St.	81 53					
LAST 12 Division I GAMES:																				
149	H	Memphis	68 57	114	A	UCF	44 64													
43	A	Tulane	51 62	153	H	East Carolina	74 64													
171	A	Houston	71 62	90	H	SMU	67 65													
1	H	UConn	49 96	149	A	Memphis	66 59													
35	A	South Fla.	52 72	171	H	Houston	85 64													
43	H	Tulane	68 74	114	H	UCF	63 57													

Non-Div I Games: Clarion 92 54

Cincinnati

Average RPI Win:	205	WON-LOST	WINNING	LAST 10	STRENGTH OF	OPP. STRENGTH	TEAM	ADJ.	CONF.	ADJ CONF.
Average RPI Loss:	38	RECORD	PCT. RANK	GAMES	SCHEDULE	OF SCHEDULE	RPI	RPI	RPI	RPI
DIV. I ONLY	14- 14	169	3- 7	45	69	105	105	3	3	
DIV. I NON-CONF.	11- 2	23	0- 0	195	287	77	77	4	4	
TOTALS	RPI 1-25	RPI 26-50	W-L RECORDS	RPI 51-100	RPI 101-150	RPI 150+				
14- 14	0- 7	0- 3	OVERALL	1- 3	4- 0	9- 1				
9- 7	0- 3	0- 2	HOME	1- 2	2- 0	6- 0				
3- 7	0- 4	0- 1	AWAY	0- 1	1- 0	2- 1				
2- 0	0- 0	0- 0	NEUTRAL	0- 0	1- 0	1- 0				
11- 2	0- 1	0- 1	NON-CONFERENCE	0- 0	2- 0	9- 0				
7- 1	0- 0	0- 1	HOME	0- 0	1- 0	6- 0				
2- 1	0- 1	0- 0	AWAY	0- 0	0- 0	2- 0				
2- 0	0- 0	0- 0	NEUTRAL	0- 0	1- 0	1- 0				
3- 12	0- 6	0- 2	CONFERENCE	1- 3	2- 0	0- 1				
2- 6	0- 3	0- 1	HOME	1- 2	1- 0	0- 0				
1- 6	0- 3	0- 1	AWAY	0- 1	1- 0	0- 1				
0- 0	0- 0	0- 0	NEUTRAL	0- 0	0- 0	0- 0				

RPI S	Opponent	Score	RPI S	Opponent	Score	RPI S	Opponent	Score	RPI S	Opponent	Score	Team's RPI: 105
2	H Notre Dame	80 84	27	H Oregon	59 87	51	H Georgia Tech	62 61	106	H North Carolina	78 67	
4	A South Carolina	61 83	30	H Syracuse	62 88	54	H Virginia	37 69	136	N Wright St.	75 51	
9	A Duke	37 65	32	A North Carolina St.	53 65	71	H Virginia Tech	69 78	140	H Maine	69 61	
10	A Florida St.	47 80				78	A Wake Forest	56 68	143	A Pittsburgh	54 46	
10	H Florida St.	27 86							158	H Louisiana Tech	78 67	
13	H Louisville	46 60							166	A Boston College	48 60	
19	A Miami (FL)	57 81							204	H Bethune-Cookman	59 38	
									226	A Monmouth	60 47	
									227	H Ga. Southern	58 47	
									249	A Jacksonville St.	69 63	
									271	H Coastal Caro.	64 57	
									291	H Western Caro.	78 63	
									316	N Loyola Chicago	61 40	
									348	H South Carolina St.	56 36	
LAST 12 Division I GAMES:												
10	A Florida St.	47 80	51	H Georgia Tech	62 61							
2	H Notre Dame	80 84	13	H Louisville	46 60							
19	A Miami (FL)	57 81	32	A North Carolina St.	53 65							
143	A Pittsburgh	54 46	54	H Virginia	37 69							
106	H North Carolina	78 67	10	H Florida St.	27 86							
9	A Duke	37 65	78	A Wake Forest	56 68							

Non-Div I Games:

Clemson

■ Loss,
■ Non-Conf, S Site,
■ Home
■ Away
N Neutral

Average RPI Win:	279	WON-LOST	WINNING	LAST 10	STRENGTH OF	OPP. STRENGTH	TEAM	ADJ.	CONF.	ADJ CONF.
Average RPI Loss:	127	RECORD	PCT. RANK	GAMES	SCHEDULE	OF SCHEDULE	RPI	RPI	RPI	RPI
DIV. I ONLY	12- 13	186	4- 6	186	258	180	180	20	20	
DIV. I NON-CONF.	4- 5	198	0- 0	147	244	152	152	21	21	
TOTALS	RPI 1-25	RPI 26-50	W-L RECORDS	RPI 51-100	RPI 101-150	RPI 150+				
12- 13	0- 0	0- 3	OVERALL	0- 2	0- 5	12- 3				
4- 5	0- 0	0- 1	HOME	0- 1	0- 2	4- 1				
7- 8	0- 0	0- 2	AWAY	0- 1	0- 3	7- 2				
1- 0	0- 0	0- 0	NEUTRAL	0- 0	0- 0	1- 0				
4- 5	0- 0	0- 1	NON-CONFERENCE	0- 2	0- 1	4- 1				
0- 2	0- 0	0- 0	HOME	0- 1	0- 0	0- 1				
3- 3	0- 0	0- 1	AWAY	0- 1	0- 1	3- 0				
1- 0	0- 0	0- 0	NEUTRAL	0- 0	0- 0	1- 0				
8- 8	0- 0	0- 2	CONFERENCE	0- 0	0- 4	8- 2				
4- 3	0- 0	0- 1	HOME	0- 0	0- 2	4- 0				
4- 5	0- 0	0- 1	AWAY	0- 0	0- 2	4- 2				
0- 0	0- 0	0- 0	NEUTRAL	0- 0	0- 0	0- 0				

RPI 1-25				RPI 26-50				RPI 51-100				RPI 101+				Team's RPI: 180	
RPI	S	Opponent	Score	RPI	S	Opponent	Score	RPI	S	Opponent	Score	RPI	S	Opponent	Score		
				26	A	Ohio St.	78 96	67	A	Bucknell	66 77	120	A	Navy	63 88		
				33	A	Green Bay	60 79	84	H	Toledo	59 92	136	A	Wright St.	63 84		
				33	H	Green Bay	51 65					136	H	Wright St.	60 65		
												147	A	Milwaukee	72 76		
												147	H	Milwaukee	78 80		
												159	A	Oakland	74 62		
												169	A	Detroit Mercy	54 66		
												225	N	Richmond	69 65		
												239	H	Niagara	49 67		
												259	A	Bowling Green	64 56		
												266	A	Evansville	66 62		
												294	A	Northern Ky.	58 54		
												294	H	Northern Ky.	77 58		
												296	A	Eastern Ill.	66 56		
												304	A	Valparaiso	66 62		
												304	H	Valparaiso	71 60		
												308	A	Youngstown St.	67 92		
												308	H	Youngstown St.	71 68		
												322	A	Ill.-Chicago	63 59		
												322	H	Ill.-Chicago	77 59		
LAST 12 Division I GAMES:																	
				294	H	Northern Ky.	77 58	33	H	Green Bay	51 65						
				136	H	Wright St.	60 65	147	H	Milwaukee	78 80						
				147	A	Milwaukee	72 76	169	A	Detroit Mercy	54 66						
				33	A	Green Bay	60 79	159	A	Oakland	74 62						
				304	A	Valparaiso	66 62	308	A	Youngstown St.	67 92						
				322	A	Ill.-Chicago	63 59	322	H	Ill.-Chicago	77 59						

Non-Div I Games: Notre Dame (OH) 51 66 Lake Erie 65 42

Cleveland St.

Loss, Non-Conf, S Site, H Home A Away N Neutral

Average RPI Win:	266	WON-LOST	WINNING	LAST 10	STRENGTH OF	OPP. STRENGTH	TEAM	ADJ.	CONF.	ADJ CONF.
Average RPI Loss:	178	RECORD	PCT. RANK	GAMES	SCHEDULE	OF SCHEDULE	RPI	RPI	RPI	RPI
DIV. I ONLY	9- 14	234	3- 7	306	277	271	271	21	21	
DIV. I NON-CONF.	4- 4	165	0- 0	346	343	291	291	19	19	
TOTALS	RPI 1-25	RPI 26-50	W-L RECORDS	RPI 51-100	RPI 101-150	RPI 150+				
9- 14	0- 0	0- 2	OVERALL	0- 0	0- 4	9- 8				
4- 5	0- 0	0- 1	HOME	0- 0	0- 1	4- 3				
4- 9	0- 0	0- 1	AWAY	0- 0	0- 3	4- 5				
1- 0	0- 0	0- 0	NEUTRAL	0- 0	0- 0	1- 0				
4- 4	0- 0	0- 0	NON-CONFERENCE	0- 0	0- 1	4- 3				
1- 1	0- 0	0- 0	HOME	0- 0	0- 0	1- 1				
2- 3	0- 0	0- 0	AWAY	0- 0	0- 1	2- 2				
1- 0	0- 0	0- 0	NEUTRAL	0- 0	0- 0	1- 0				
5- 10	0- 0	0- 2	CONFERENCE	0- 0	0- 3	5- 5				
3- 4	0- 0	0- 1	HOME	0- 0	0- 1	3- 2				
2- 6	0- 0	0- 1	AWAY	0- 0	0- 2	2- 3				
0- 0	0- 0	0- 0	NEUTRAL	0- 0	0- 0	0- 0				

RPI 1-25			RPI 26-50			RPI 51-100			RPI 101+ Team's RPI: 271		
RPI	S	Opponent	Score	RPI	S	Opponent	Score	RPI	S	Opponent	Score
				48	A	Little Rock	47 79	105	A	Clemson	57 64
				48	H	Little Rock	66 74	107	A	UT Arlington	58 60
								107	H	UT Arlington	41 70
								108	A	Troy	66 78
								172	A	Texas St.	62 83
								172	H	Texas St.	64 48
								191	A	Col. of Charleston	79 72
								209	H	Appalachian St.	60 55
								227	A	Ga. Southern	70 78
								227	H	Ga. Southern	62 65
								238	A	South Ala.	61 45
								247	A	Georgia St.	73 67
								247	H	Georgia St.	48 69
								252	A	Marshall	66 84
								256	H	Saint Francis (PA)	59 70
								260	A	Wofford	62 67
								321	A	Fort Wayne	72 57
								326	A	Arkansas St.	52 60
								326	H	Arkansas St.	57 55
								343	H	N.C. Central	66 50
								348	N	South Carolina St.	63 54
LAST 12 Division I GAMES:											
108	A	Troy	66 78	172	H	Texas St.	64 48				
238	A	South Ala.	61 45	107	H	UT Arlington	41 70				
227	H	Ga. Southern	62 65	247	A	Georgia St.	73 67				
247	H	Georgia St.	48 69	227	A	Ga. Southern	70 78				
48	A	Little Rock	47 79	209	H	Appalachian St.	60 55				
326	A	Arkansas St.	52 60	326	H	Arkansas St.	57 55				

Non-Div I Games: Pfeiffer 91 49 Catawba 58 63

Coastal Caro.

Loss, Non-Conf, S Site, H Home A Away N Neutral

Average RPI Win:	194	WON-LOST	WINNING	LAST 10	STRENGTH OF	OPP. STRENGTH	TEAM	ADJ.	CONF.	ADJ CONF.
Average RPI Loss:	126	RECORD	PCT. RANK	GAMES	SCHEDULE	OF SCHEDULE	RPI	RPI	RPI	RPI
DIV. I ONLY	9- 16	252	4- 6	114	105	191	191	9	9	
DIV. I NON-CONF.	3- 8	262	0- 0	169	140	218	218	8	8	
TOTALS	RPI 1-25	RPI 26-50	W-L RECORDS	RPI 51-100	RPI 101-150	RPI 150+				
9- 16	0- 1	0- 3	OVERALL	1- 3	0- 2	8- 7				
5- 5	0- 0	0- 1	HOME	1- 1	0- 1	4- 2				
4- 11	0- 1	0- 2	AWAY	0- 2	0- 1	4- 5				
0- 0	0- 0	0- 0	NEUTRAL	0- 0	0- 0	0- 0				
3- 8	0- 1	0- 1	NON-CONFERENCE	0- 2	0- 1	3- 3				
0- 4	0- 0	0- 0	HOME	0- 1	0- 1	0- 2				
3- 4	0- 1	0- 1	AWAY	0- 1	0- 0	3- 1				
0- 0	0- 0	0- 0	NEUTRAL	0- 0	0- 0	0- 0				
6- 8	0- 0	0- 2	CONFERENCE	1- 1	0- 1	5- 4				
5- 1	0- 0	0- 1	HOME	1- 0	0- 0	4- 0				
1- 7	0- 0	0- 1	AWAY	0- 1	0- 1	1- 4				
0- 0	0- 0	0- 0	NEUTRAL	0- 0	0- 0	0- 0				

RPI 1-25				RPI 26-50				RPI 51-100				RPI 101+				Team's RPI: 191	
RPI	S	Opponent	Score	RPI	S	Opponent	Score	RPI	S	Opponent	Score	RPI	S	Opponent	Score		
13	A	Louisville	58 86	31	A	Elon	57 70	56	A	Western Ky.	76 89	102	H	Charlotte	49 62		
				31	H	Elon	56 84	59	A	Drexel	57 70	130	A	Delaware	66 71		
				32	A	North Carolina St.	47 91	59	H	Drexel	79 75	151	A	William & Mary	71 69		
								71	H	Virginia Tech	61 71	151	H	William & Mary	70 60		
												168	A	Northeastern	44 61		
												171	A	Houston	63 79		
												186	A	Hofstra	81 85		
												186	H	Hofstra	71 55		
												193	A	Towson	59 61		
												193	H	Towson	59 54		
												209	A	Appalachian St.	65 62		
												214	A	UNCW	61 67		
												214	H	UNCW	76 37		
												250	A	Charleston So.	79 76		
												271	H	Coastal Caro.	72 79		
												285	H	North Florida	47 60		
												333	A	Winthrop	95 64		
LAST 12 Division I GAMES:																	
				151	A	William & Mary	71 69					186	H	Hofstra	71 55		
				168	A	Northeastern	44 61					130	A	Delaware	66 71		
				186	A	Hofstra	81 85					59	A	Drexel	57 70		
				193	H	Towson	59 54					193	A	Towson	59 61		
				59	H	Drexel	79 75					31	H	Elon	56 84		
				214	A	UNCW	61 67					214	H	UNCW	76 37		

Non-Div I Games:

Col. of Charleston

■ Loss,
■ Non-Conf, S Site,
■ Home
■ Away
N Neutral

Average RPI Win: 250	WON-LOST	WINNING	LAST 10	STRENGTH OF	OPP. STRENGTH	TEAM	ADJ.	CONF.	ADJ CONF.
Average RPI Loss: 170	RECORD	PCT. RANK	GAMES	SCHEDULE	OF SCHEDULE	RPI	RPI	RPI	RPI
DIV. I ONLY	9- 17	256	4- 6	196	264	254	254	24	24
DIV. I NON-CONF.	3- 8	262	0- 0	268	224	290	290	25	25
TOTALS	RPI 1-25	RPI 26-50	W-L RECORDS	RPI 51-100	RPI 101-150	RPI 150+			
9- 17	0- 0	0- 0	OVERALL	0- 4	1- 2	8- 11			
6- 5	0- 0	0- 0	HOME	0- 1	0- 2	6- 2			
3- 12	0- 0	0- 0	AWAY	0- 3	1- 0	2- 9			
0- 0	0- 0	0- 0	NEUTRAL	0- 0	0- 0	0- 0			
3- 8	0- 0	0- 0	NON-CONFERENCE	0- 2	0- 1	3- 5			
2- 1	0- 0	0- 0	HOME	0- 0	0- 1	2- 0			
1- 7	0- 0	0- 0	AWAY	0- 2	0- 0	1- 5			
0- 0	0- 0	0- 0	NEUTRAL	0- 0	0- 0	0- 0			
6- 9	0- 0	0- 0	CONFERENCE	0- 2	1- 1	5- 6			
4- 4	0- 0	0- 0	HOME	0- 1	0- 1	4- 2			
2- 5	0- 0	0- 0	AWAY	0- 1	1- 0	1- 4			
0- 0	0- 0	0- 0	NEUTRAL	0- 0	0- 0	0- 0			

RPI S	Opponent	Score	RPI S	Opponent	Score	RPI S	Opponent	Score	RPI S	Opponent	Score	Team's RPI: 254
						67	A Bucknell	56 79	119	H Cornell	57 70	
						67	H Bucknell	49 79	120	A Navy	69 61	
						76	A Gonzaga	42 72	120	H Navy	67 80	
						98	A Purdue	51 71	156	A Army West Point	47 57	
									156	H Army West Point	69 76	
									163	A Brown	67 62	
									177	A Siena	63 71	
									178	A Providence	85 92	
									179	A Columbia	67 75	
									193	H Towson	76 71	
									210	A American	57 68	
									210	H American	62 73	
									231	A St. Bonaventure	57 70	
									240	A Boston U.	51 65	
									240	H Boston U.	96 87	
									258	A Loyola Maryland	77 87	
									258	H Loyola Maryland	76 62	
									312	A Holy Cross	62 54	
									312	H Holy Cross	70 52	
									319	H Lafayette	76 69	
									337	H LIU Brooklyn	76 61	
									344	A UMass Lowell	77 82	
LAST 12 Division I GAMES:												
258	H Loyola Maryland	76 62	210	H American	62 73							
240	A Boston U.	51 65	258	A Loyola Maryland	77 87							
67	H Bucknell	49 79	240	H Boston U.	96 87							
156	A Army West Point	47 57	67	A Bucknell	56 79							
120	A Navy	69 61	156	H Army West Point	69 76							
312	H Holy Cross	70 52	120	H Navy	67 80							

Non-Div I Games:

Colgate

■ Loss,
 ■ Non-Conf,
 ■ S Site,
 ■ Home
 ■ A Away
 N Neutral

Colorado

Through Games Of Feb. 18, 2017

Average RPI Win:	168	WON-LOST	WINNING	LAST 10	STRENGTH OF	OPP. STRENGTH	TEAM	ADJ.	CONF.	ADJ CONF.
Average RPI Loss:	35	RECORD	PCT. RANK	GAMES	SCHEDULE	OF SCHEDULE	RPI	RPI	RPI	RPI
DIV. I ONLY	14- 12	150	3- 7	42	33	86	86	1	1	
DIV. I NON-CONF.	10- 1	15	0- 0	222	220	71	71	1	1	
TOTALS	RPI 1-25	RPI 26-50	W-L RECORDS	RPI 51-100	RPI 101-150	RPI 150+				
14- 12	1- 6	0- 2	OVERALL	5- 3	2- 1	6- 0				
10- 6	1- 3	0- 1	HOME	4- 1	1- 1	4- 0				
4- 6	0- 3	0- 1	AWAY	1- 2	1- 0	2- 0				
0- 0	0- 0	0- 0	NEUTRAL	0- 0	0- 0	0- 0				
10- 1	1- 0	0- 0	NON-CONFERENCE	2- 0	1- 1	6- 0				
7- 1	1- 0	0- 0	HOME	2- 0	0- 1	4- 0				
3- 0	0- 0	0- 0	AWAY	0- 0	1- 0	2- 0				
0- 0	0- 0	0- 0	NEUTRAL	0- 0	0- 0	0- 0				
4- 11	0- 6	0- 2	CONFERENCE	3- 3	1- 0	0- 0				
3- 5	0- 3	0- 1	HOME	2- 1	1- 0	0- 0				
1- 6	0- 3	0- 1	AWAY	1- 2	0- 0	0- 0				
0- 0	0- 0	0- 0	NEUTRAL	0- 0	0- 0	0- 0				

RPI 1-25				RPI 26-50				RPI 51-100				RPI 101+			
RPI	S	Opponent	Score	RPI	S	Opponent	Score	RPI	S	Opponent	Score	RPI	S	Opponent	Score
5	A	Oregon St.	57 81	27	A	Oregon	66 71	53	H	Colorado St.	74 56	111	H	Arizona	65 56
5	H	Oregon St.	49 54	28	H	Arizona St.	52 71	58	A	Southern California	54 79	115	H	Wyoming	75 82
6	H	Washington	75 79					70	A	Utah	53 58	125	A	Northern Colo.	83 62
11	A	Stanford	51 64					70	H	Utah	54 49	152	H	Idaho St.	85 56
11	H	Stanford	70 84					74	A	California	64 59	289	A	North Dakota St.	76 59
12	A	UCLA	74 87					74	H	California	53 65	311	A	Mississippi Val.	76 64
15	H	Kentucky	79 69					90	H	SMU	67 50	323	H	Air Force	95 68
								94	H	Washington St.	70 58	324	H	St. Francis Brooklyn	81 54
												327	H	Southeastern La.	112 54
LAST 12 Division I GAMES:															
5	H	Oregon St.	49 54	70	H	Utah	54 49								
74	A	California	64 59	5	A	Oregon St.	57 81								
11	A	Stanford	51 64	27	A	Oregon	66 71								
6	H	Washington	75 79	11	H	Stanford	70 84								
94	H	Washington St.	70 58	74	H	California	53 65								
70	A	Utah	53 58	28	H	Arizona St.	52 71								

Non-Div I Games:

Colorado

Loss, Non-Conf, S Site, H Home A Away N Neutral

Average RPI Win:	193	WON-LOST	WINNING	LAST 10	STRENGTH OF	OPP. STRENGTH	TEAM	ADJ.	CONF.	ADJ CONF.
Average RPI Loss:	94	RECORD	PCT. RANK	GAMES	SCHEDULE	OF SCHEDULE	RPI	RPI	RPI	RPI
DIV. I ONLY	18- 6	47	9- 1	147	109	53	53	13	13	
DIV. I NON-CONF.	6- 4	127	0- 0	250	71	139	139	15	15	
TOTALS	RPI 1-25	RPI 26-50	W-L RECORDS	RPI 51-100	RPI 101-150	RPI 150+				
18- 6	0- 2	0- 0	OVERALL	3- 2	4- 0	11- 2				
11- 1	0- 0	0- 0	HOME	1- 1	3- 0	7- 0				
7- 5	0- 1	0- 0	AWAY	2- 1	1- 0	4- 1				
0- 0	0- 0	0- 0	NEUTRAL	0- 0	0- 0	0- 0				
6- 4	0- 2	0- 0	NON-CONFERENCE	0- 1	2- 0	4- 1				
5- 0	0- 0	0- 0	HOME	0- 0	2- 0	3- 0				
1- 4	0- 2	0- 0	AWAY	0- 1	0- 0	1- 1				
0- 0	0- 0	0- 0	NEUTRAL	0- 0	0- 0	0- 0				
12- 2	0- 0	0- 0	CONFERENCE	3- 1	2- 0	7- 1				
6- 1	0- 0	0- 0	HOME	1- 1	1- 0	4- 0				
6- 1	0- 0	0- 0	AWAY	2- 0	1- 0	3- 1				
0- 0	0- 0	0- 0	NEUTRAL	0- 0	0- 0	0- 0				

RPI 1-25				RPI 26-50				RPI 51-100				RPI 101+			
RPI	S	Opponent	Score	RPI	S	Opponent	Score	RPI	S	Opponent	Score	RPI	S	Opponent	Score
6	A	Washington	68 101					68	A	Boise St.	60 53	115	H	Wyoming	61 54
14	A	Oklahoma	55 70					68	H	Boise St.	45 51	125	H	Northern Colo.	58 47
								85	A	UNLV	57 37	141	A	New Mexico	78 63
								85	H	UNLV	44 41	150	H	Omaha	69 42
								86	A	Colorado	56 74	174	A	Fresno St.	66 64
												174	H	Fresno St.	73 56
												192	A	Utah St.	48 55
												192	H	Utah St.	74 43
												195	A	San Jose St.	68 56
												195	H	San Jose St.	70 67
												199	A	Nebraska	59 62
												215	H	Seattle U	66 62
												261	H	San Diego St.	60 43
												310	H	Denver	76 49
												323	A	Air Force	72 35
												327	H	Southeastern La.	77 31
												330	A	Montana	63 49
LAST 12 Division I GAMES:															
				115	H	Wyoming	61 54					195	A	San Jose St.	68 56
				174	A	Fresno St.	66 64					192	H	Utah St.	74 43
				192	A	Utah St.	48 55					174	H	Fresno St.	73 56
				85	H	UNLV	44 41					141	A	New Mexico	78 63
				68	A	Boise St.	60 53					323	A	Air Force	72 35
				261	H	San Diego St.	60 43					195	H	San Jose St.	70 67

Non-Div I Games: N.M. Highlands 96 31 Adams St. 76 29

Colorado St.

Loss, Non-Conf, S Site, H Home A Away N Neutral

Average RPI Win:	257	WON-LOST	WINNING	LAST 10	STRENGTH OF	OPP. STRENGTH	TEAM	ADJ.	CONF.	ADJ CONF.
Average RPI Loss:	124	RECORD	PCT. RANK	GAMES	SCHEDULE	OF SCHEDULE	RPI	RPI	RPI	RPI
DIV. I ONLY	13- 10	137	3- 7	260	214	179	179	8	8	
DIV. I NON-CONF.	10- 3	54	1- 1	338	329	173	173	10	10	
TOTALS	RPI 1-25	RPI 26-50	W-L RECORDS	RPI 51-100	RPI 101-150	RPI 150+				
13- 10	0- 0	0- 2	OVERALL	0- 1	1- 4	12- 3				
5- 5	0- 0	0- 1	HOME	0- 1	0- 2	5- 1				
8- 5	0- 0	0- 1	AWAY	0- 0	1- 2	7- 2				
0- 0	0- 0	0- 0	NEUTRAL	0- 0	0- 0	0- 0				
10- 3	0- 0	0- 0	NON-CONFERENCE	0- 0	0- 1	10- 2				
4- 1	0- 0	0- 0	HOME	0- 0	0- 0	4- 1				
6- 2	0- 0	0- 0	AWAY	0- 0	0- 1	6- 1				
0- 0	0- 0	0- 0	NEUTRAL	0- 0	0- 0	0- 0				
3- 7	0- 0	0- 2	CONFERENCE	0- 1	1- 3	2- 1				
1- 4	0- 0	0- 1	HOME	0- 1	0- 2	1- 0				
2- 3	0- 0	0- 1	AWAY	0- 0	1- 1	1- 1				
0- 0	0- 0	0- 0	NEUTRAL	0- 0	0- 0	0- 0				

RPI S	Opponent	Score	RPI S	Opponent	Score	RPI S	Opponent	Score	RPI S	Opponent	Score	Team's RPI: 179
29	A Harvard	68 70	29	H Harvard	55 58	88	H Penn	54 64	113	H Princeton	52 62	
									118	A Long Beach St.	60 73	
									119	A Cornell	70 77	
									119	H Cornell	55 69	
									144	A Yale	72 68	
									163	A Brown	60 69	
									178	H Providence	66 64	
									203	H UMBC	56 67	
									217	A Binghamton	75 65	
									225	A Richmond	65 58	
									236	A Dartmouth	91 88	
									236	H Dartmouth	69 48	
									254	H Colgate	75 67	
									255	A Stony Brook	53 55	
									256	A Saint Francis (PA)	84 77	
									258	A Loyola Maryland	65 53	
									315	A NJIT	65 51	
									337	H LIU Brooklyn	66 57	
									340	A Cal St. Fullerton	61 46	
									344	H UMass Lowell	76 57	
LAST 12 Division I GAMES:												
236	H Dartmouth	69 48	29	A Harvard	68 70	236	A Dartmouth	91 88				
29	H Harvard	55 58	119	H Cornell	55 69	119	H Cornell	70 77				
113	H Princeton	52 62	315	A NJIT	65 51	118	A Long Beach St.	60 73				
88	H Penn	54 64										
163	A Brown	60 69										
144	A Yale	72 68										

Non-Div I Games:

Columbia

■ Loss,
 ■ Non-Conf, S Site,
 ■ Home
 ■ Away
 N Neutral

Average RPI Win: 321	WON-LOST	WINNING	LAST 10	STRENGTH OF	OPP. STRENGTH	TEAM	ADJ.	CONF.	ADJ CONF.
Average RPI Loss: 160	RECORD	PCT. RANK	GAMES	SCHEDULE	OF SCHEDULE	RPI	RPI	RPI	RPI
DIV. I ONLY	7- 18	289	5- 5	229	313	284	284	32	32
DIV. I NON-CONF.	0- 12	335	0- 0	51	80	292	292	31	31
TOTALS	RPI 1-25	RPI 26-50	W-L RECORDS	RPI 51-100	RPI 101-150	RPI 150+			
7- 18	0- 1	0- 2	OVERALL	0- 2	0- 3	7- 10			
4- 4	0- 0	0- 0	HOME	0- 0	0- 1	4- 3			
3- 13	0- 1	0- 2	AWAY	0- 2	0- 2	3- 6			
0- 1	0- 0	0- 0	NEUTRAL	0- 0	0- 0	0- 1			
0- 12	0- 1	0- 2	NON-CONFERENCE	0- 2	0- 3	0- 4			
0- 1	0- 0	0- 0	HOME	0- 0	0- 1	0- 0			
0- 10	0- 1	0- 2	AWAY	0- 2	0- 2	0- 3			
0- 1	0- 0	0- 0	NEUTRAL	0- 0	0- 0	0- 1			
7- 6	0- 0	0- 0	CONFERENCE	0- 0	0- 0	7- 6			
4- 3	0- 0	0- 0	HOME	0- 0	0- 0	4- 3			
3- 3	0- 0	0- 0	AWAY	0- 0	0- 0	3- 3			
0- 0	0- 0	0- 0	NEUTRAL	0- 0	0- 0	0- 0			

RPI 1-25				RPI 26-50				RPI 51-100				RPI 101+ Team's RPI: 284			
RPI	S	Opponent	Score	RPI	S	Opponent	Score	RPI	S	Opponent	Score	RPI	S	Opponent	Score
19	A	Miami (FL)	35 75	30	A	Syracuse	30 76	54	A	Virginia	40 103	106	A	North Carolina	55 90
				46	A	George Washington	46 77	55	A	West Virginia	39 69	110	H	SFA	57 72
												137	A	VCU	44 73
												176	A	Hampton	54 78
												193	A	Towson	65 69
												194	N	ETSU	58 70
												203	A	UMBC	63 73
												204	A	Bethune-Cookman	52 71
												204	H	Bethune-Cookman	56 76
												244	A	Howard	58 66
												253	A	UMES	55 49
												273	H	Norfolk St.	45 49
												280	H	N.C. A&T	65 57
												286	A	Mt. St. Mary's	48 54
												335	H	Morgan St.	61 45
												339	A	Florida A&M	70 62
												343	H	N.C. Central	46 58
												347	H	Delaware St.	77 64
												348	A	South Carolina St.	66 63
												348	H	South Carolina St.	70 54
LAST 12 Division I GAMES:															
348	A	South Carolina St.	66 63	335	H	Morgan St.	61 45								
347	H	Delaware St.	77 64	273	H	Norfolk St.	45 49								
204	H	Bethune-Cookman	56 76	244	A	Howard	58 66								
343	H	N.C. Central	46 58	280	H	N.C. A&T	65 57								
253	A	UMES	55 49	204	A	Bethune-Cookman	52 71								
176	A	Hampton	54 78	339	A	Florida A&M	70 62								

Non-Div I Games:

Coppin St.

■ Loss,
 ■ Non-Conf,
 ■ S Site,
 ■ Home
 ■ A Away
 N Neutral

Average RPI Win: 213	WON-LOST	WINNING	LAST 10	STRENGTH OF	OPP. STRENGTH	TEAM	ADJ.	CONF.	ADJ CONF.
Average RPI Loss: 142	RECORD	PCT. RANK	GAMES	SCHEDULE	OF SCHEDULE	RPI	RPI	RPI	RPI
DIV. I ONLY	14- 9	115	5- 5	152	220	119	119	8	8
DIV. I NON-CONF.	9- 4	85	2- 0	263	320	132	132	10	10
TOTALS	RPI 1-25	RPI 26-50	W-L RECORDS	RPI 51-100	RPI 101-150	RPI 150+			
14- 9	0- 0	1- 1	OVERALL	1- 2	1- 2	11- 4			
7- 3	0- 0	1- 0	HOME	1- 2	0- 1	5- 0			
7- 6	0- 0	0- 1	AWAY	0- 0	1- 1	6- 4			
0- 0	0- 0	0- 0	NEUTRAL	0- 0	0- 0	0- 0			
9- 4	0- 0	0- 0	NON-CONFERENCE	1- 1	0- 1	8- 2			
4- 1	0- 0	0- 0	HOME	1- 1	0- 0	3- 0			
5- 3	0- 0	0- 0	AWAY	0- 0	0- 1	5- 2			
0- 0	0- 0	0- 0	NEUTRAL	0- 0	0- 0	0- 0			
5- 5	0- 0	1- 1	CONFERENCE	0- 1	1- 1	3- 2			
3- 2	0- 0	1- 0	HOME	0- 1	0- 1	2- 0			
2- 3	0- 0	0- 1	AWAY	0- 0	1- 0	1- 2			
0- 0	0- 0	0- 0	NEUTRAL	0- 0	0- 0	0- 0			

RPI S	Opponent	Score	RPI S	Opponent	Score	RPI S	Opponent	Score	RPI S	Opponent	Score	Team's RPI: 119
29	A Harvard	59 62	29	H Harvard	57 52	59	H Drexel	53 63	113	H Princeton	54 58	
						73	H New Hampshire	61 56	143	A Pittsburgh	44 56	
						88	H Penn	55 61	144	A Yale	76 63	
									163	A Brown	67 72	
									179	A Columbia	69 55	
									179	H Columbia	77 70	
									193	A Towson	63 68	
									217	A Binghamton	54 51	
									236	A Dartmouth	74 84	
									236	H Dartmouth	72 57	
									244	H Howard	67 55	
									254	A Colgate	70 57	
									255	A Stony Brook	65 66	
									256	A Saint Francis (PA)	78 72	
									258	H Loyola Maryland	58 50	
									262	H Canisius	60 43	
									308	A Youngstown St.	80 75	
									347	A Delaware St.	72 51	
LAST 12 Division I GAMES:												
29	H Harvard	57 52	236	A Dartmouth	74 84							
236	H Dartmouth	72 57	29	A Harvard	59 62							
88	H Penn	55 61	179	A Columbia	69 55							
113	H Princeton	54 58	179	H Columbia	77 70							
144	A Yale	76 63	347	A Delaware St.	72 51							
163	A Brown	67 72	217	A Binghamton	54 51							

Non-Div I Games:

Cornell

Creighton

Through Games Of Feb. 18, 2017

Average RPI Win: 124		WON-LOST	WINNING	LAST 10	STRENGTH OF	OPP. STRENGTH	TEAM	ADJ.	CONF.	ADJ CONF.
Average RPI Loss: 63		RECORD	PCT. RANK	GAMES	SCHEDULE	OF SCHEDULE	RPI	RPI	RPI	RPI
DIV. I ONLY		19- 6	39	9- 1	50	54	22	22	7	7
DIV. I NON-CONF.		6- 4	127	0- 0	76	30	70	70	7	7
<hr/>										
TOTALS	RPI 1-25		RPI 26-50		W-L RECORDS		RPI 51-100		RPI 101-150	RPI 150+
19- 6	0- 3		5- 1		OVERALL		4- 1		1- 0	9- 1
11- 1	0- 1		3- 0		HOME		1- 0		1- 0	6- 0
7- 4	0- 1		2- 1		AWAY		2- 1		0- 0	3- 1
1- 1	0- 1		0- 0		NEUTRAL		1- 0		0- 0	0- 0
6- 4	0- 1		1- 1		NON-CONFERENCE		1- 1		1- 0	3- 1
4- 0	0- 0		1- 0		HOME		0- 0		1- 0	2- 0
1- 3	0- 0		0- 1		AWAY		0- 1		0- 0	1- 1
1- 1	0- 1		0- 0		NEUTRAL		1- 0		0- 0	0- 0
13- 2	0- 2		4- 0		CONFERENCE		3- 0		0- 0	6- 0
7- 1	0- 1		2- 0		HOME		1- 0		0- 0	4- 0
6- 1	0- 1		2- 0		AWAY		2- 0		0- 0	2- 0
0- 0	0- 0		0- 0		NEUTRAL		0- 0		0- 0	0- 0

RPI S	Opponent	Score	RPI S	Opponent	Score	RPI S	Opponent	Score	RPI S	Opponent	Score
17	A DePaul	65 79	36	H Drake	80 77	52	N Dayton	56 53	150	H Omaha	82 45
17	H DePaul	56 60	37	A South Dakota St.	56 63	57	A Georgetown	67 59	154	H Kansas	69 49
24	N Missouri	63 72	45	A Marquette	83 63	57	H Georgetown	70 68	178	A Providence	58 51
			45	H Marquette	80 77	65	A UNI	49 50	178	H Providence	88 57
			50	A Villanova	47 44	72	A St. John's (NY)	55 43	181	H Xavier	63 52
			50	H Villanova	60 46				197	A Seton Hall	70 60
									197	H Seton Hall	61 44
									199	H Nebraska	80 64
									216	A Wichita St.	54 62
									224	A Marist	72 50
									243	H Butler	67 52
LAST 12 Division I GAMES:											
197	H Seton Hall	61 44	197	A Seton Hall	70 60						
178	H Providence	88 57	72	A St. John's (NY)	55 43						
57	A Georgetown	67 59	178	A Providence	58 51						
50	A Villanova	47 44	50	H Villanova	60 46						
45	H Marquette	80 77	57	H Georgetown	70 68						
17	H DePaul	56 60	17	A DePaul	65 79						

Non-Div I Games:

Creighton

■ Loss,
 ■ Non-Conf,
 ■ S Site,
 ■ H Home
 ■ A Away
 N Neutral

Average RPI Win: 239	WON-LOST	WINNING	LAST 10	STRENGTH OF	OPP. STRENGTH	TEAM	ADJ.	CONF.	ADJ CONF.
Average RPI Loss: 139	RECORD	PCT. RANK	GAMES	SCHEDULE	OF SCHEDULE	RPI	RPI	RPI	RPI
DIV. I ONLY	6- 17	299	1- 9	96	212	236	236	8	8
DIV. I NON-CONF.	5- 8	218	1- 1	231	299	233	233	10	10
TOTALS	RPI 1-25	RPI 26-50	W-L RECORDS	RPI 51-100	RPI 101-150	RPI 150+			
6- 17	0- 0	0- 2	OVERALL	0- 2	2- 5	4- 8			
4- 6	0- 0	0- 1	HOME	0- 0	2- 1	2- 4			
2- 11	0- 0	0- 1	AWAY	0- 2	0- 4	2- 4			
0- 0	0- 0	0- 0	NEUTRAL	0- 0	0- 0	0- 0			
5- 8	0- 0	0- 0	NON-CONFERENCE	0- 1	1- 2	4- 5			
3- 2	0- 0	0- 0	HOME	0- 0	1- 0	2- 2			
2- 6	0- 0	0- 0	AWAY	0- 1	0- 2	2- 3			
0- 0	0- 0	0- 0	NEUTRAL	0- 0	0- 0	0- 0			
1- 9	0- 0	0- 2	CONFERENCE	0- 1	1- 3	0- 3			
1- 4	0- 0	0- 1	HOME	0- 0	1- 1	0- 2			
0- 5	0- 0	0- 1	AWAY	0- 1	0- 2	0- 1			
0- 0	0- 0	0- 0	NEUTRAL	0- 0	0- 0	0- 0			

RPI 1-25				RPI 26-50				RPI 51-100				RPI 101+				Team's RPI: 236	
RPI	S	Opponent	Score	RPI	S	Opponent	Score	RPI	S	Opponent	Score	RPI	S	Opponent	Score		
				29	A	Harvard	65 70	73	A	New Hampshire	47 64	113	A	Princeton	55 85		
				29	H	Harvard	61 70	88	A	Penn	38 68	119	A	Cornell	57 72		
												119	H	Cornell	84 74		
												131	A	Old Dominion	56 82		
												139	H	Albany (NY)	69 61		
												140	A	Maine	55 60		
												144	H	Yale	50 57		
												151	A	William & Mary	50 63		
												156	H	Army West Point	60 68		
												163	H	Brown	62 65		
												166	A	Boston College	53 65		
												179	A	Columbia	48 69		
												179	H	Columbia	88 91		
												224	H	Marist	61 66		
												240	A	Boston U.	61 49		
												281	A	Vermont	54 59		
												307	A	Rhode Island	62 52		
												312	H	Holy Cross	53 49		
												314	H	Central Conn. St.	61 51		
LAST 12 Division I GAMES:																	
				179	A	Columbia	48 69	119	H	Cornell	84 74						
				119	A	Cornell	57 72	179	H	Columbia	88 91						
				163	H	Brown	62 65	29	H	Harvard	61 70						
				144	H	Yale	50 57	29	A	Harvard	65 70						
				88	A	Penn	38 68	73	A	New Hampshire	47 64						
				113	A	Princeton	55 85	139	H	Albany (NY)	69 61						

Non-Div I Games:

Dartmouth

■ Loss,
 ■ Non-Conf,
 ■ S Site,
 ■ H Home
 ■ A Away
 N Neutral

Average RPI Win:	236	WON-LOST	WINNING	LAST 10	STRENGTH OF	OPP. STRENGTH	TEAM	ADJ.	CONF.	ADJ CONF.
Average RPI Loss:	141	RECORD	PCT. RANK	GAMES	SCHEDULE	OF SCHEDULE	RPI	RPI	RPI	RPI
DIV. I ONLY	6- 21	310	4- 6	89	209	274	274	12	12	
DIV. I NON-CONF.	2- 10	305	0- 0	47	307	263	263	12	12	
TOTALS	RPI 1-25	RPI 26-50	W-L RECORDS	RPI 51-100	RPI 101-150	RPI 150+				
6- 21	0- 0	0- 2	OVERALL	0- 3	1- 7	5- 9				
5- 9	0- 0	0- 0	HOME	0- 2	1- 3	4- 4				
1- 10	0- 0	0- 2	AWAY	0- 0	0- 4	1- 4				
0- 2	0- 0	0- 0	NEUTRAL	0- 1	0- 0	0- 1				
2- 10	0- 0	0- 1	NON-CONFERENCE	0- 2	0- 3	2- 4				
2- 4	0- 0	0- 0	HOME	0- 1	0- 2	2- 1				
0- 4	0- 0	0- 1	AWAY	0- 0	0- 1	0- 2				
0- 2	0- 0	0- 0	NEUTRAL	0- 1	0- 0	0- 1				
4- 11	0- 0	0- 1	CONFERENCE	0- 1	1- 4	3- 5				
3- 5	0- 0	0- 0	HOME	0- 1	1- 1	2- 3				
1- 6	0- 0	0- 1	AWAY	0- 0	0- 3	1- 2				
0- 0	0- 0	0- 0	NEUTRAL	0- 0	0- 0	0- 0				

RPI 1-25				RPI 26-50				RPI 51-100				RPI 101+				Team's RPI: 274	
RPI	S	Opponent	Score	RPI	S	Opponent	Score	RPI	S	Opponent	Score	RPI	S	Opponent	Score		
				46	A	George Washington	62 76	52	H	Dayton	52 68	102	A	Charlotte	79 93		
				47	A	Michigan St.	34 70	84	N	Toledo	41 76	103	H	Saint Louis	69 106		
								93	H	Mercer	60 67	104	A	Saint Joseph's	54 69		
												114	H	UCF	38 57		
												126	A	Fordham	72 85		
												126	H	Fordham	52 51		
												132	A	Duquesne	51 73		
												134	H	Radford	40 44		
												152	N	Idaho St.	58 70		
												165	H	La Salle	58 65		
												175	A	Western Mich.	63 76		
												182	A	George Mason	55 59		
												182	H	George Mason	58 54		
												194	A	ETSU	56 76		
												214	H	UNCW	58 67		
												225	H	Richmond	52 61		
												231	A	St. Bonaventure	51 70		
												241	H	Furman	71 61		
												270	H	High Point	82 72		
												292	A	Massachusetts	63 59		
												292	H	Massachusetts	60 61		
												307	H	Rhode Island	74 64		
LAST 12 Division I GAMES:																	
				104	A	Saint Joseph's	54 69	225	H	Richmond	52 61						
				126	H	Fordham	52 51	231	A	St. Bonaventure	51 70						
				307	H	Rhode Island	74 64	165	H	La Salle	58 65						
				182	A	George Mason	55 59	182	H	George Mason	58 54						
				292	A	Massachusetts	63 59	46	A	George Washington	62 76						
				52	H	Dayton	52 68	292	H	Massachusetts	60 61						

Non-Div I Games:

Davidson

■ Loss,
 ■ Non-Conf,
 S Site,
 ■ Home
 ■ Away
 N Neutral

Average RPI Win: 178	WON-LOST	WINNING	LAST 10	STRENGTH OF	OPP. STRENGTH	TEAM	ADJ.	CONF.	ADJ CONF.
Average RPI Loss: 58	RECORD	PCT. RANK	GAMES	SCHEDULE	OF SCHEDULE	RPI	RPI	RPI	RPI
DIV. I ONLY	18- 8	72	9- 1	79	79	52	52	12	12
DIV. I NON-CONF.	6- 6	165	0- 0	39	8	82	82	12	12
TOTALS	RPI 1-25	RPI 26-50	W-L RECORDS	RPI 51-100	RPI 101-150	RPI 150+			
18- 8	1- 2	1- 2	OVERALL	0- 3	7- 0	9- 1			
7- 3	0- 0	1- 1	HOME	0- 1	2- 0	4- 1			
8- 3	0- 1	0- 1	AWAY	0- 1	4- 0	4- 0			
3- 2	1- 1	0- 0	NEUTRAL	0- 1	1- 0	1- 0			
6- 6	1- 2	0- 1	NON-CONFERENCE	0- 3	2- 0	3- 0			
1- 2	0- 0	0- 1	HOME	0- 1	0- 0	1- 0			
2- 2	0- 1	0- 0	AWAY	0- 1	1- 0	1- 0			
3- 2	1- 1	0- 0	NEUTRAL	0- 1	1- 0	1- 0			
12- 2	0- 0	1- 1	CONFERENCE	0- 0	5- 0	6- 1			
6- 1	0- 0	1- 0	HOME	0- 0	2- 0	3- 1			
6- 1	0- 0	0- 1	AWAY	0- 0	3- 0	3- 0			
0- 0	0- 0	0- 0	NEUTRAL	0- 0	0- 0	0- 0			

RPI 1-25				RPI 26-50				RPI 51-100				Team's RPI: 52		RPI 101+			
RPI	S	Opponent	Score	RPI	S	Opponent	Score	RPI	S	Opponent	Score			RPI	S	Opponent	Score
1	A	UConn	65 98	41	H	Quinnipiac	60 63	51	N	Georgia Tech	68 81			103	A	Saint Louis	78 67
16	N	Texas A&M	74 57	46	A	George Washington	39 52	54	A	Virginia	56 66			104	H	Saint Joseph's	64 59
22	N	Creighton	53 56	46	H	George Washington	50 48	84	H	Toledo	72 76			113	A	Princeton	62 56
														131	N	Old Dominion	77 69
														132	A	Duquesne	75 64
														132	H	Duquesne	66 47
														137	A	VCU	68 48
														165	H	La Salle	51 54
														182	A	George Mason	60 48
														207	A	Wisconsin	83 64
														225	H	Richmond	55 39
														231	A	St. Bonaventure	62 60
														242	N	Liberty	82 53
														274	A	Davidson	68 52
														292	H	Massachusetts	77 65
														307	H	Rhode Island	81 51
														335	H	Morgan St.	61 42
LAST 12 Division I GAMES:																	
132	H	Duquesne	66 47	182	A	George Mason	60 48										
46	A	George Washington	39 52	104	H	Saint Joseph's	64 59										
225	H	Richmond	55 39	103	A	Saint Louis	78 67										
137	A	VCU	68 48	132	A	Duquesne	75 64										
274	A	Davidson	68 52	46	H	George Washington	50 48										
307	H	Rhode Island	81 51	231	A	St. Bonaventure	62 60										

Non-Div I Games:

Dayton

■ Loss,
 ■ Non-Conf, S Site,
 ■ Home
 ■ Away
 N Neutral

Average RPI Win: 149	WON-LOST	WINNING	LAST 10	STRENGTH OF	OPP. STRENGTH	TEAM	ADJ.	CONF.	ADJ CONF.
Average RPI Loss: 16	RECORD	PCT. RANK	GAMES	SCHEDULE	OF SCHEDULE	RPI	RPI	RPI	RPI
DIV. I ONLY	22- 5	16	9- 1	49	52	17	17	7	7
DIV. I NON-CONF.	8- 4	97	0- 0	17	17	36	36	7	7
TOTALS	RPI 1-25	RPI 26-50	W-L RECORDS	RPI 51-100	RPI 101-150	RPI 150+			
22- 5	2- 4	2- 1	OVERALL	5- 0	0- 0	13- 0			
11- 2	1- 1	0- 1	HOME	2- 0	0- 0	8- 0			
9- 2	1- 2	1- 0	AWAY	2- 0	0- 0	5- 0			
2- 1	0- 1	1- 0	NEUTRAL	1- 0	0- 0	0- 0			
8- 4	0- 4	1- 0	NON-CONFERENCE	2- 0	0- 0	5- 0			
5- 1	0- 1	0- 0	HOME	1- 0	0- 0	4- 0			
1- 2	0- 2	0- 0	AWAY	0- 0	0- 0	1- 0			
2- 1	0- 1	1- 0	NEUTRAL	1- 0	0- 0	0- 0			
14- 1	2- 0	1- 1	CONFERENCE	3- 0	0- 0	8- 0			
6- 1	1- 0	0- 1	HOME	1- 0	0- 0	4- 0			
8- 0	1- 0	1- 0	AWAY	2- 0	0- 0	4- 0			
0- 0	0- 0	0- 0	NEUTRAL	0- 0	0- 0	0- 0			

RPI	S	Opponent	Score
1	A	UConn	46 91
2	H	Notre Dame	61 75
8	N	Baylor	72 104
22	A	Creighton	60 56
22	H	Creighton	79 65
23	A	Temple	74 84

RPI	S	Opponent	Score
30	N	Syracuse	108 84
45	H	Marquette	101 102
50	A	Villanova	80 50

RPI	S	Opponent	Score
56	N	Western Ky.	77 69
57	A	Georgetown	76 53
60	H	Northwestern	89 66
72	A	St. John's (NY)	78 66
72	H	St. John's (NY)	54 51

RPI	S	Opponent	Score
178	A	Providence	64 55
178	H	Providence	61 56
181	A	Xavier	70 43
181	H	Xavier	85 69
183	H	UAB	90 80
197	A	Seton Hall	96 65
197	H	Seton Hall	86 60
209	H	Appalachian St.	99 58
237	H	UT Martin	100 68
243	A	Butler	92 62
243	H	Butler	100 69
293	H	Prairie View	94 62
316	A	Loyola Chicago	107 46

LAST 12 Division I GAMES:

243	A	Butler	92 62	45	H	Marquette	101 102
181	A	Xavier	70 43	181	H	Xavier	85 69
197	H	Seton Hall	86 60	243	H	Butler	100 69
72	H	St. John's (NY)	54 51	72	A	St. John's (NY)	78 66
178	A	Providence	64 55	197	A	Seton Hall	96 65
22	A	Creighton	60 56	22	H	Creighton	79 65

Non-Div I Games:

DePaul

■ Loss,
 ■ Non-Conf, S Site,
 ■ Home
 ■ Away
 N Neutral

Delaware

Through Games Of Feb. 18, 2017

Average RPI Win:	193	WON-LOST	WINNING	LAST 10	STRENGTH OF	OPP. STRENGTH	TEAM	ADJ.	CONF.	ADJ CONF.
Average RPI Loss:	99	RECORD	PCT. RANK	GAMES	SCHEDULE	OF SCHEDULE	RPI	RPI	RPI	RPI
DIV. I ONLY	14- 11	139	7- 3	91	121	130	130	9	9	
DIV. I NON-CONF.	6- 5	148	0- 0	96	268	159	159	8	8	
TOTALS	RPI 1-25	RPI 26-50	W-L RECORDS	RPI 51-100	RPI 101-150	RPI 150+				
14- 11	0- 0	0- 4	OVERALL	0- 2	1- 0	13- 5				
8- 6	0- 0	0- 1	HOME	0- 2	1- 0	7- 3				
6- 3	0- 0	0- 2	AWAY	0- 0	0- 0	6- 1				
0- 2	0- 0	0- 1	NEUTRAL	0- 0	0- 0	0- 1				
6- 5	0- 0	0- 1	NON-CONFERENCE	0- 1	1- 0	5- 3				
4- 3	0- 0	0- 0	HOME	0- 1	1- 0	3- 2				
2- 0	0- 0	0- 0	AWAY	0- 0	0- 0	2- 0				
0- 2	0- 0	0- 1	NEUTRAL	0- 0	0- 0	0- 1				
8- 6	0- 0	0- 3	CONFERENCE	0- 1	0- 0	8- 2				
4- 3	0- 0	0- 1	HOME	0- 1	0- 0	4- 1				
4- 3	0- 0	0- 2	AWAY	0- 0	0- 0	4- 1				
0- 0	0- 0	0- 0	NEUTRAL	0- 0	0- 0	0- 0				

RPI S	Opponent	Score	RPI S	Opponent	Score	RPI S	Opponent	Score	RPI S	Opponent	Score	Team's RPI: 130
31	A Elon	42 69	39	A James Madison	42 77	39	H James Madison	51 66	47	N Michigan St.	64 81	
57	H Georgetown	46 54	59	H Drexel	44 54	113	H Princeton	66 62	151	A William & Mary	68 54	
151	A William & Mary	68 54	151	H William & Mary	49 60	156	H Army West Point	47 61	168	A Northeastern	41 50	
168	A Northeastern	41 50	168	H Northeastern	65 53	169	N Detroit Mercy	64 66	173	H Hartford	66 67	
182	H George Mason	67 51	186	A Hofstra	73 56	186	H Hofstra	56 45	191	H Col. of Charleston	71 66	
193	A Towson	73 67	210	A American	56 55	211	H Robert Morris	67 65	214	A UNCW	63 52	
214	H UNCW	57 40	231	H St. Bonaventure	43 40	258	A Loyola Maryland	47 45				
LAST 12 Division I GAMES:												
168	A Northeastern	41 50	151	A William & Mary	68 54							
186	H Hofstra	56 45	191	H Col. of Charleston	71 66							
39	A James Madison	42 77	168	H Northeastern	65 53							
59	H Drexel	44 54	186	A Hofstra	73 56							
214	H UNCW	57 40	39	H James Madison	51 66							
193	A Towson	73 67	31	A Elon	42 69							

Non-Div I Games:

Delaware

Loss, Non-Conf, S Site, H Home A Away N Neutral

Average RPI Win:	342	WON-LOST	WINNING	LAST 10	STRENGTH OF	OPP. STRENGTH	TEAM	ADJ.	CONF.	ADJ CONF.
Average RPI Loss:	228	RECORD	PCT. RANK	GAMES	SCHEDULE	OF SCHEDULE	RPI	RPI	RPI	RPI
DIV. I ONLY	3- 23	340	2- 8	340	323	347	347	32	32	
DIV. I NON-CONF.	1- 12	332	0- 0	267	237	334	334	31	31	
TOTALS	RPI 1-25	RPI 26-50	W-L RECORDS	RPI 51-100	RPI 101-150	RPI 150+				
3- 23	0- 0	0- 0	OVERALL	0- 3	0- 1	3- 19				
1- 7	0- 0	0- 0	HOME	0- 0	0- 1	1- 6				
2- 16	0- 0	0- 0	AWAY	0- 3	0- 0	2- 13				
0- 0	0- 0	0- 0	NEUTRAL	0- 0	0- 0	0- 0				
1- 12	0- 0	0- 0	NON-CONFERENCE	0- 3	0- 1	1- 8				
0- 3	0- 0	0- 0	HOME	0- 0	0- 1	0- 2				
1- 9	0- 0	0- 0	AWAY	0- 3	0- 0	1- 6				
0- 0	0- 0	0- 0	NEUTRAL	0- 0	0- 0	0- 0				
2- 11	0- 0	0- 0	CONFERENCE	0- 0	0- 0	2- 11				
1- 4	0- 0	0- 0	HOME	0- 0	0- 0	1- 4				
1- 7	0- 0	0- 0	AWAY	0- 0	0- 0	1- 7				
0- 0	0- 0	0- 0	NEUTRAL	0- 0	0- 0	0- 0				

RPI 1-25			RPI 26-50			RPI 51-100			RPI 101+ Team's RPI: 347		
RPI	S	Opponent	Score	RPI	S	Opponent	Score	RPI	S	Opponent	Score
								59	A	Drexel	44 69
								63	A	Iowa St.	57 88
								71	A	Virginia Tech	48 88
								119	H	Cornell	51 72
								151	A	William & Mary	48 82
								165	A	La Salle	38 78
								169	H	Detroit Mercy	71 90
								176	H	Hampton	52 83
								181	A	Xavier	53 86
								186	A	Hofstra	44 64
								204	A	Bethune-Cookman	58 72
								273	H	Norfolk St.	74 82
								277	A	Savannah St.	57 64
								280	A	N.C. A&T	44 83
								280	H	N.C. A&T	60 68
								284	A	Coppin St.	64 77
								302	A	Lehigh	80 91
								315	H	NJIT	43 57
								334	A	Wagner	61 49
								335	A	Morgan St.	47 74
								338	A	Longwood	77 88
								339	A	Florida A&M	61 69
								339	H	Florida A&M	56 65
								343	A	N.C. Central	63 68
								343	H	N.C. Central	55 51
								348	A	South Carolina St.	72 70
LAST 12 Division I GAMES:											
284	A	Coppin St.	64 77	339	H	Florida A&M	56 65				
335	A	Morgan St.	47 74	277	A	Savannah St.	57 64				
339	A	Florida A&M	61 69	348	A	South Carolina St.	72 70				
204	A	Bethune-Cookman	58 72	273	H	Norfolk St.	74 82				
280	H	N.C. A&T	60 68	176	H	Hampton	52 83				
343	H	N.C. Central	55 51	343	A	N.C. Central	63 68				

Non-Div I Games:

Delaware St.

■ Loss,
 ■ Non-Conf,
 ■ S Site,
 ■ Home
 ■ A Away
 N Neutral

Average RPI Win: 294	WON-LOST	WINNING	LAST 10	STRENGTH OF	OPP. STRENGTH	TEAM	ADJ.	CONF.	ADJ CONF.
Average RPI Loss: 147	RECORD	PCT. RANK	GAMES	SCHEDULE	OF SCHEDULE	RPI	RPI	RPI	RPI
DIV. I ONLY	6- 20	307	3- 7	216	224	310	310	11	11
DIV. I NON-CONF.	3- 10	280	0- 0	286	310	328	328	9	9
TOTALS	RPI 1-25	RPI 26-50	W-L RECORDS	RPI 51-100	RPI 101-150	RPI 150+			
6- 20	0- 0	0- 1	OVERALL	0- 8	1- 3	5- 8			
4- 8	0- 0	0- 1	HOME	0- 3	0- 1	4- 3			
2- 11	0- 0	0- 0	AWAY	0- 2	1- 1	1- 2			
0- 1	0- 0	0- 0	NEUTRAL	0- 1	0- 0	0- 0			
3- 10	0- 0	0- 0	NON-CONFERENCE	0- 2	0- 2	3- 6			
3- 2	0- 0	0- 0	HOME	0- 0	0- 0	3- 2			
0- 7	0- 0	0- 0	AWAY	0- 1	0- 2	0- 4			
0- 1	0- 0	0- 0	NEUTRAL	0- 1	0- 0	0- 0			
3- 10	0- 0	0- 1	CONFERENCE	0- 6	1- 1	2- 2			
1- 6	0- 0	0- 1	HOME	0- 3	0- 1	1- 1			
2- 4	0- 0	0- 0	AWAY	0- 3	1- 0	1- 1			
0- 0	0- 0	0- 0	NEUTRAL	0- 0	0- 0	0- 0			

RPI S	Opponent	Score	RPI S	Opponent	Score	RPI S	Opponent	Score	RPI S	Opponent	Score	Team's RPI: 310
37	H South Dakota St.	63 72	53	A Colorado St.	49 76	115	A Wyoming	49 59				
			62	A South Dakota	64 70	125	A Northern Colo.	48 68				
			62	H South Dakota	44 53	148	A Oral Roberts	47 45				
			65	N UNI	68 79	150	H Omaha	73 82				
			66	A IUPUI	49 71	152	A Idaho St.	64 65				
			66	H IUPUI	45 67	168	H Northeastern	69 72				
			80	A Western Ill.	62 87	215	H Seattle U	72 75				
			80	H Western Ill.	68 80	221	A Grand Canyon	70 73				
						289	A North Dakota St.	58 67				
						289	H North Dakota St.	80 86				
						305	A Northern Ariz.	67 82				
						309	H Pepperdine	75 67				
						321	A Fort Wayne	78 72				
						321	H Fort Wayne	78 50				
						323	H Air Force	65 52				
						331	A Utah Valley	58 72				
						340	H Cal St. Fullerton	77 58				
LAST 12 Division I GAMES:												
289	A North Dakota St.	58 67	150	H Omaha	73 82							
80	H Western Ill.	68 80	37	H South Dakota St.	63 72							
66	H IUPUI	45 67	66	A IUPUI	49 71							
321	H Fort Wayne	78 50	321	A Fort Wayne	78 72							
62	H South Dakota	44 53	80	A Western Ill.	62 87							
148	A Oral Roberts	47 45	289	H North Dakota St.	80 86							

Non-Div I Games:

Denver

Detroit Mercy

Through Games Of Feb. 18, 2017

Average RPI Win:	219	WON-LOST	WINNING	LAST 10	STRENGTH OF	OPP. STRENGTH	TEAM	ADJ.	CONF.	ADJ CONF.
Average RPI Loss:	165	RECORD	PCT. RANK	GAMES	SCHEDULE	OF SCHEDULE	RPI	RPI	RPI	RPI
DIV. I ONLY	14- 12	150	7- 3	238	187	169	169	20	20	
DIV. I NON-CONF.	4- 7	224	0- 0	259	126	228	228	21	21	
TOTALS	RPI 1-25	RPI 26-50	W-L RECORDS	RPI 51-100	RPI 101-150	RPI 150+				
14- 12	0- 0	1- 1	OVERALL	1- 2	2- 2	10- 7				
9- 2	0- 0	1- 0	HOME	1- 0	1- 0	6- 2				
4- 10	0- 0	0- 1	AWAY	0- 2	0- 2	4- 5				
1- 0	0- 0	0- 0	NEUTRAL	0- 0	1- 0	0- 0				
4- 7	0- 0	0- 0	NON-CONFERENCE	1- 2	1- 0	2- 5				
1- 2	0- 0	0- 0	HOME	1- 0	0- 0	0- 2				
2- 5	0- 0	0- 0	AWAY	0- 2	0- 0	2- 3				
1- 0	0- 0	0- 0	NEUTRAL	0- 0	1- 0	0- 0				
10- 5	0- 0	1- 1	CONFERENCE	0- 0	1- 2	8- 2				
8- 0	0- 0	1- 0	HOME	0- 0	1- 0	6- 0				
2- 5	0- 0	0- 1	AWAY	0- 0	0- 2	2- 2				
0- 0	0- 0	0- 0	NEUTRAL	0- 0	0- 0	0- 0				

RPI S	Opponent	Score	RPI S	Opponent	Score	RPI S	Opponent	Score	RPI S	Opponent	Score	Team's RPI: 169
33	A Green Bay	55 60	64	A Minnesota	91 111	130	N Delaware	66 64				
33	H Green Bay	76 72	84	A Toledo	66 72	136	A Wright St.	69 77				
			99	H Kent St.	73 52	147	A Milwaukee	69 81				
						147	H Milwaukee	77 63				
						153	A East Carolina	81 83				
						159	A Oakland	80 71				
						159	H Oakland	71 61				
						170	A CSUN	67 76				
						175	H Western Mich.	65 75				
						180	H Cleveland St.	66 54				
						182	H George Mason	54 55				
						212	A Bradley	60 70				
						288	A Eastern Mich.	77 64				
						294	A Northern Ky.	55 53				
						294	H Northern Ky.	57 49				
						304	A Valparaiso	55 57				
						304	H Valparaiso	85 60				
						308	H Youngstown St.	80 63				
						322	A Ill.-Chicago	62 63				
						322	H Ill.-Chicago	98 76				
						347	A Delaware St.	90 71				
LAST 12 Division I GAMES:												
304	A Valparaiso	55 57	136	A Wright St.	69 77							
322	A Ill.-Chicago	62 63	180	H Cleveland St.	66 54							
159	H Oakland	71 61	308	H Youngstown St.	80 63							
33	H Green Bay	76 72	294	H Northern Ky.	57 49							
147	H Milwaukee	77 63	147	A Milwaukee	69 81							
294	A Northern Ky.	55 53	33	A Green Bay	55 60							

Non-Div I Games:

Detroit Mercy

Loss, Non-Conf, S Site, H Home A Away N Neutral

Drake

Through Games Of Feb. 18, 2017

Average RPI Win:	190	WON-LOST	WINNING	LAST 10	STRENGTH OF	OPP. STRENGTH	TEAM	ADJ.	CONF.	ADJ CONF.
Average RPI Loss:	39	RECORD	PCT. RANK	GAMES	SCHEDULE	OF SCHEDULE	RPI	RPI	RPI	RPI
DIV. I ONLY	20- 4	13	10- 0	135	106	36	36	16	16	
DIV. I NON-CONF.	6- 4	127	0- 0	23	5	29	29	14	14	
TOTALS	RPI 1-25	RPI 26-50	W-L RECORDS	RPI 51-100	RPI 101-150	RPI 150+				
20- 4	0- 1	1- 2	OVERALL	2- 1	3- 0	14- 0				
9- 0	0- 0	1- 0	HOME	1- 0	1- 0	6- 0				
10- 3	0- 1	0- 1	AWAY	1- 1	1- 0	8- 0				
1- 1	0- 0	0- 1	NEUTRAL	0- 0	1- 0	0- 0				
6- 4	0- 1	1- 2	NON-CONFERENCE	1- 1	3- 0	1- 0				
3- 0	0- 0	1- 0	HOME	1- 0	1- 0	0- 0				
2- 3	0- 1	0- 1	AWAY	0- 1	1- 0	1- 0				
1- 1	0- 0	0- 1	NEUTRAL	0- 0	1- 0	0- 0				
14- 0	0- 0	0- 0	CONFERENCE	1- 0	0- 0	13- 0				
6- 0	0- 0	0- 0	HOME	0- 0	0- 0	6- 0				
8- 0	0- 0	0- 0	AWAY	1- 0	0- 0	7- 0				
0- 0	0- 0	0- 0	NEUTRAL	0- 0	0- 0	0- 0				

RPI 1-25				RPI 26-50				Team's RPI: 36	RPI 51-100				RPI 101+			
RPI	S	Opponent	Score	RPI	S	Opponent	Score		RPI	S	Opponent	Score	RPI	S	Opponent	Score
22	A	Creighton	77 80	33	A	Green Bay	48 71		63	A	Iowa St.	67 75	115	H	Wyoming	63 50
				38	N	Auburn	80 85		65	A	UNI	88 79	121	A	North Dakota	99 91
				44	H	Iowa	81 76		82	H	Northern Ill.	95 86	133	N	Eastern Wash.	93 78
													161	A	Missouri St.	90 64
													190	A	Southern Ill.	71 60
													190	H	Southern Ill.	75 59
													199	A	Nebraska	84 70
													201	A	Indiana St.	64 45
													201	H	Indiana St.	76 62
													212	A	Bradley	93 60
													212	H	Bradley	98 46
													216	A	Wichita St.	83 78
													266	A	Evansville	73 48
													266	H	Evansville	82 65
													306	A	Illinois St.	87 36
													306	H	Illinois St.	101 49
													316	H	Loyola Chicago	89 46
LAST 12 Division I GAMES:																
201	A	Indiana St.	64 45	201	H	Indiana St.	76 62									
212	H	Bradley	98 46	316	H	Loyola Chicago	89 46									
306	H	Illinois St.	101 49	306	A	Illinois St.	87 36									
266	A	Evansville	73 48	212	A	Bradley	93 60									
190	A	Southern Ill.	71 60	190	H	Southern Ill.	75 59									
65	A	UNI	88 79	266	H	Evansville	82 65									

Non-Div I Games: Clarke 118 43

Drake

■ Loss,
 ■ Non-Conf, S Site,
 ■ Home
 ■ Away
 N Neutral

Average RPI Win:	185	WON-LOST	WINNING	LAST 10	STRENGTH OF	OPP. STRENGTH	TEAM	ADJ.	CONF.	ADJ CONF.
Average RPI Loss:	75	RECORD	PCT. RANK	GAMES	SCHEDULE	OF SCHEDULE	RPI	RPI	RPI	RPI
DIV. I ONLY	19- 6	39	7- 3	182	90	59	59	9	9	
DIV. I NON-CONF.	9- 2	37	0- 0	224	155	62	62	8	8	
TOTALS	RPI 1-25	RPI 26-50	W-L RECORDS	RPI 51-100	RPI 101-150	RPI 150+				
19- 6	0- 0	1- 3	OVERALL	1- 2	3- 0	14- 1				
11- 1	0- 0	1- 1	HOME	1- 0	1- 0	8- 0				
6- 5	0- 0	0- 2	AWAY	0- 2	2- 0	4- 1				
2- 0	0- 0	0- 0	NEUTRAL	0- 0	0- 0	2- 0				
9- 2	0- 0	1- 0	NON-CONFERENCE	1- 2	2- 0	5- 0				
5- 0	0- 0	1- 0	HOME	1- 0	1- 0	2- 0				
2- 2	0- 0	0- 0	AWAY	0- 2	1- 0	1- 0				
2- 0	0- 0	0- 0	NEUTRAL	0- 0	0- 0	2- 0				
10- 4	0- 0	0- 3	CONFERENCE	0- 0	1- 0	9- 1				
6- 1	0- 0	0- 1	HOME	0- 0	0- 0	6- 0				
4- 3	0- 0	0- 2	AWAY	0- 0	1- 0	3- 1				
0- 0	0- 0	0- 0	NEUTRAL	0- 0	0- 0	0- 0				

RPI S	Opponent	Score	RPI S	Opponent	Score	RPI S	Opponent	Score	RPI S	Opponent	Score
30	H Syracuse	62 61	31	A Elon	65 75	67	A Bucknell	66 78	104	H Saint Joseph's	60 49
31	A Elon	45 48	31	H Elon	45 48	75	H Penn St.	83 60	119	A Cornell	63 53
39	A James Madison	47 54	39	A James Madison	47 54	92	A Vanderbilt	63 73	130	A Delaware	54 44
Team's RPI: 59											
RPI 101+											
151 H William & Mary											
168 A Northeastern											
168 H Northeastern											
182 N George Mason											
186 H Hofstra											
191 A Col. of Charleston											
191 H Col. of Charleston											
193 A Towson											
193 H Towson											
214 A UNCW											
214 H UNCW											
239 H Niagara											
292 N Massachusetts											
319 A Lafayette											
347 H Delaware St.											
LAST 12 Division I GAMES:											
193	A Towson	80 65	39	A James Madison	47 54	186	H Hofstra	65 43	191	H Col. of Charleston	70 57
214	H UNCW	76 51	186	H Hofstra	65 43	31	A Elon	65 75	214	A UNCW	71 38
151	H William & Mary	65 48	191	H Col. of Charleston	70 57	214	A UNCW	71 38	168	A Northeastern	63 33
130	A Delaware	54 44	31	A Elon	65 75	214	A UNCW	71 38			
191	A Col. of Charleston	75 79	214	A UNCW	71 38						
168	H Northeastern	74 51	168	A Northeastern	63 33						

Non-Div I Games:

Drexel

Average RPI Win: 115	WON-LOST	WINNING	LAST 10	STRENGTH OF	OPP. STRENGTH	TEAM	ADJ.	CONF.	ADJ CONF.
Average RPI Loss: 34	RECORD	PCT. RANK	GAMES	SCHEDULE	OF SCHEDULE	RPI	RPI	RPI	RPI
DIV. I ONLY	23- 4	10	8- 2	39	11	9	9	3	3
DIV. I NON-CONF.	12- 1	7	0- 0	108	25	9	9	4	4
TOTALS	RPI 1-25	RPI 26-50	W-L RECORDS	RPI 51-100	RPI 101-150	RPI 150+			
23- 4	3- 2	3- 1	OVERALL	6- 1	5- 0	6- 0			
15- 0	3- 0	3- 0	HOME	3- 0	4- 0	2- 0			
8- 4	0- 2	0- 1	AWAY	3- 1	1- 0	4- 0			
0- 0	0- 0	0- 0	NEUTRAL	0- 0	0- 0	0- 0			
12- 1	2- 0	2- 0	NON-CONFERENCE	1- 1	2- 0	5- 0			
8- 0	2- 0	2- 0	HOME	1- 0	1- 0	2- 0			
4- 1	0- 0	0- 0	AWAY	0- 1	1- 0	3- 0			
0- 0	0- 0	0- 0	NEUTRAL	0- 0	0- 0	0- 0			
11- 3	1- 2	1- 1	CONFERENCE	5- 0	3- 0	1- 0			
7- 0	1- 0	1- 0	HOME	2- 0	3- 0	0- 0			
4- 3	0- 2	0- 1	AWAY	3- 0	0- 0	1- 0			
0- 0	0- 0	0- 0	NEUTRAL	0- 0	0- 0	0- 0			

RPI	S	Opponent	Score	RPI	S	Opponent	Score	RPI	S	Opponent	Score	RPI	S	Opponent	Score
2	A	Notre Dame	58 62	30	H	Syracuse	72 55	51	A	Georgia Tech	75 68	105	H	Clemson	65 37
4	H	South Carolina	74 63	31	H	Elon	68 61	54	A	Virginia	70 51	106	H	North Carolina	70 58
10	A	Florida St.	45 69	32	A	North Carolina St.	52 55	71	H	Virginia Tech	84 59	118	A	Long Beach St.	83 46
13	H	Louisville	58 55	50	H	Villanova	68 50	78	A	Wake Forest	79 53	131	H	Old Dominion	92 64
15	H	Kentucky	69 54					78	H	Wake Forest	71 43	143	H	Pittsburgh	62 48
								88	H	Penn	68 55	166	A	Boston College	67 44
								92	A	Vanderbilt	73 77	213	A	Rutgers	68 32
												221	H	Grand Canyon	90 47
												242	A	Liberty	98 38
												309	A	Pepperdine	99 65
												338	H	Longwood	105 48
LAST 12 Division I GAMES:															
78	A	Wake Forest	79 53	2	A	Notre Dame	58 62	166	A	Boston College	67 44	71	H	Virginia Tech	84 59
143	H	Pittsburgh	62 48	32	A	North Carolina St.	52 55	106	H	North Carolina	70 58	10	A	Florida St.	45 69
30	H	Syracuse	72 55												
54	A	Virginia	70 51												
105	H	Clemson	65 37												
78	H	Wake Forest	71 43												

Non-Div I Games:

Duke

■ Loss,
■ Non-Conf, S Site,
■ Home
■ Away
N Neutral

Average RPI Win: 188	WON-LOST	WINNING	LAST 10	STRENGTH OF	OPP. STRENGTH	TEAM	ADJ.	CONF.	ADJ CONF.
Average RPI Loss: 112	RECORD	PCT. RANK	GAMES	SCHEDULE	OF SCHEDULE	RPI	RPI	RPI	RPI
DIV. I ONLY	14- 14	169	4- 5	88	110	132	132	12	12
DIV. I NON-CONF.	7- 6	157	0- 1	82	104	100	100	12	12
TOTALS	RPI 1-25	RPI 26-50	W-L RECORDS	RPI 51-100	RPI 101-150	RPI 150+			
14- 14	0- 1	1- 3	OVERALL	1- 4	4- 3	8- 3			
8- 5	0- 1	0- 1	HOME	0- 2	3- 1	5- 0			
5- 9	0- 0	1- 2	AWAY	1- 2	1- 2	2- 3			
1- 0	0- 0	0- 0	NEUTRAL	0- 0	0- 0	1- 0			
7- 6	0- 1	0- 2	NON-CONFERENCE	1- 2	2- 1	4- 0			
3- 3	0- 1	0- 0	HOME	0- 1	1- 1	2- 0			
3- 3	0- 0	0- 2	AWAY	1- 1	1- 0	1- 0			
1- 0	0- 0	0- 0	NEUTRAL	0- 0	0- 0	1- 0			
7- 8	0- 0	1- 1	CONFERENCE	0- 2	2- 2	4- 3			
5- 2	0- 0	0- 1	HOME	0- 1	2- 0	3- 0			
2- 6	0- 0	1- 0	AWAY	0- 1	0- 2	1- 3			
0- 0	0- 0	0- 0	NEUTRAL	0- 0	0- 0	0- 0			

RPI 1-25				RPI 26-50				RPI 51-100				RPI 101+ Team's RPI: 132			
RPI	S	Opponent	Score	RPI	S	Opponent	Score	RPI	S	Opponent	Score	RPI	S	Opponent	Score
20	H	Maryland	57 77	26	A	Ohio St.	69 89	52	A	Dayton	47 66	102	H	Charlotte	63 77
				46	A	George Washington	73 63	52	H	Dayton	64 75	103	H	Saint Louis	94 65
				46	H	George Washington	40 75	72	A	St. John's (NY)	71 65	104	A	Saint Joseph's	58 60
				49	A	Ohio	46 64	74	A	California	66 86	126	A	Fordham	51 64
								81	H	Buffalo	69 71	137	H	VCU	70 51
												143	H	Pittsburgh	63 54
												146	A	Iona	61 58
												165	A	La Salle	76 68
												182	H	George Mason	76 57
												223	A	Akron	67 57
												225	H	Richmond	73 61
												231	A	St. Bonaventure	56 69
												274	H	Davidson	73 51
												291	N	Western Caro.	65 50
												292	A	Massachusetts	67 75
												302	H	Lehigh	63 49
												307	A	Rhode Island	69 71
												319	H	Lafayette	67 52
LAST 12 Division I GAMES:															
				74	A	California	66 86	46	A	George Washington	73 63				
				307	A	Rhode Island	69 71	225	H	Richmond	73 61				
				52	A	Dayton	47 66	231	A	St. Bonaventure	56 69				
				137	H	VCU	70 51	103	H	Saint Louis	94 65				
				182	H	George Mason	76 57	292	A	Massachusetts	67 75				
				104	A	Saint Joseph's	58 60	52	H	Dayton	64 75				

Non-Div I Games:

Duquesne

■ Loss,
 ■ Non-Conf,
 ■ S Site,
 ■ H Home
 ■ A Away
 N Neutral

Average RPI Win: 248	WON-LOST	WINNING	LAST 10	STRENGTH OF	OPP. STRENGTH	TEAM	ADJ.	CONF.	ADJ CONF.
Average RPI Loss: 135	RECORD	PCT. RANK	GAMES	SCHEDULE	OF SCHEDULE	RPI	RPI	RPI	RPI
DIV. I ONLY	15- 12	143	6- 4	273	160	194	194	17	17
DIV. I NON-CONF.	8- 7	164	0- 0	314	144	230	230	20	20
TOTALS	RPI 1-25	RPI 26-50	W-L RECORDS	RPI 51-100	RPI 101-150	RPI 150+			
15- 12	0- 1	0- 1	OVERALL	0- 5	1- 1	14- 4			
7- 6	0- 1	0- 1	HOME	0- 3	1- 0	6- 1			
7- 5	0- 0	0- 0	AWAY	0- 2	0- 0	7- 3			
1- 1	0- 0	0- 0	NEUTRAL	0- 0	0- 1	1- 0			
8- 7	0- 1	0- 1	NON-CONFERENCE	0- 1	1- 1	7- 3			
4- 4	0- 1	0- 1	HOME	0- 1	1- 0	3- 1			
3- 2	0- 0	0- 0	AWAY	0- 0	0- 0	3- 2			
1- 1	0- 0	0- 0	NEUTRAL	0- 0	0- 1	1- 0			
7- 5	0- 0	0- 0	CONFERENCE	0- 4	0- 0	7- 1			
3- 2	0- 0	0- 0	HOME	0- 2	0- 0	3- 0			
4- 3	0- 0	0- 0	AWAY	0- 2	0- 0	4- 1			
0- 0	0- 0	0- 0	NEUTRAL	0- 0	0- 0	0- 0			

RPI 1-25				RPI 26-50				RPI 51-100				RPI 101+ Team's RPI: 194			
RPI	S	Opponent	Score	RPI	S	Opponent	Score	RPI	S	Opponent	Score	RPI	S	Opponent	Score
18	H	Tennessee	58 83	31	H	Elon	51 79	87	A	Chattanooga	45 60	131	H	Old Dominion	70 60
								87	H	Chattanooga	62 70	140	N	Maine	48 61
								92	H	Vanderbilt	72 80	200	A	Campbell	56 55
								93	A	Mercer	55 72	205	A	UNCG	62 73
								93	H	Mercer	56 71	205	H	UNCG	60 52
												209	H	Appalachian St.	68 71
												230	A	Samford	69 57
												230	H	Samford	61 56
												241	A	Furman	74 64
												243	A	Butler	68 59
												245	H	Murray St.	79 60
												260	A	Wofford	77 69
												264	A	Tennessee Tech	82 76
												272	A	Austin Peay	74 77
												274	H	Davidson	76 56
												284	N	Coppin St.	70 58
												291	A	Western Caro.	72 55
												291	H	Western Caro.	76 57
												294	A	Northern Ky.	56 62
												333	H	Winthrop	62 45
LAST 12 Division I GAMES:															
205	A	UNCG	62 73	241	A	Furman	74 64								
291	A	Western Caro.	72 55	291	H	Western Caro.	76 57								
87	H	Chattanooga	62 70	205	H	UNCG	60 52								
93	H	Mercer	56 71	87	A	Chattanooga	45 60								
230	H	Samford	61 56	230	A	Samford	69 57								
260	A	Wofford	77 69	93	A	Mercer	55 72								

Non-Div I Games:

ETSU

■ Loss,
 ■ Non-Conf,
 ■ S Site,
 ■ H Home
 ■ A Away
 N Neutral

East Carolina

Through Games Of Feb. 18, 2017

Average RPI Win:	195	WON-LOST	WINNING	LAST 10	STRENGTH OF	OPP. STRENGTH	TEAM	ADJ.	CONF.	ADJ CONF.
Average RPI Loss:	79	RECORD	PCT. RANK	GAMES	SCHEDULE	OF SCHEDULE	RPI	RPI	RPI	RPI
DIV. I ONLY	9- 17	256	0- 10	32	83	153	153	5	5	
DIV. I NON-CONF.	8- 4	97	0- 0	117	273	93	93	5	5	
TOTALS	RPI 1-25	RPI 26-50	W-L RECORDS	RPI 51-100	RPI 101-150	RPI 150+				
9- 17	0- 4	0- 4	OVERALL	1- 1	1- 5	7- 3				
6- 7	0- 2	0- 3	HOME	1- 0	0- 1	5- 1				
1- 9	0- 2	0- 1	AWAY	0- 0	0- 4	1- 2				
2- 1	0- 0	0- 0	NEUTRAL	0- 1	1- 0	1- 0				
8- 4	0- 0	0- 1	NON-CONFERENCE	0- 1	1- 1	7- 1				
5- 1	0- 0	0- 1	HOME	0- 0	0- 0	5- 0				
1- 2	0- 0	0- 0	AWAY	0- 0	0- 1	1- 1				
2- 1	0- 0	0- 0	NEUTRAL	0- 1	1- 0	1- 0				
1- 13	0- 4	0- 3	CONFERENCE	1- 0	0- 4	0- 2				
1- 6	0- 2	0- 2	HOME	1- 0	0- 1	0- 1				
0- 7	0- 2	0- 1	AWAY	0- 0	0- 3	0- 1				
0- 0	0- 0	0- 0	NEUTRAL	0- 0	0- 0	0- 0				

RPI S Opponent	Score	RPI S Opponent	Score	RPI S Opponent	Score	RPI S Opponent	Score	Team's RPI: 153
1 A UConn	45 90	35 A South Fla.	48 79	55 N West Virginia	47 79	102 A Charlotte	64 79	
1 H UConn	44 91	35 H South Fla.	66 76	90 H SMU	58 57	114 A UCF	51 79	
23 A Temple	47 78	38 H Auburn	52 61			114 H UCF	42 54	
23 H Temple	43 76	43 H Tulane	45 61			127 N Ball St.	82 69	
						138 A Cincinnati	64 74	
						149 A Memphis	50 72	
						151 A William & Mary	72 82	
						157 A Tulsa	92 100	
						169 H Detroit Mercy	83 81	
						171 H Houston	62 73	
						214 H UNCW	75 65	
						222 H Presbyterian	54 46	
						224 N Marist	70 68	
						225 A Richmond	71 60	
						233 H Southern U.	62 55	
						253 H UMES	66 58	
LAST 12 Division I GAMES:								
114 A UCF	51 79	1 H UConn	44 91					
149 A Memphis	50 72	138 A Cincinnati	64 74					
23 H Temple	43 76	114 H UCF	42 54					
35 H South Fla.	66 76	35 A South Fla.	48 79					
171 H Houston	62 73	23 A Temple	47 78					
157 A Tulsa	92 100	90 H SMU	58 57					

Non-Div I Games: Greensboro 107 40

East Carolina

Loss, Non-Conf, S Site, H Home A Away N Neutral

Average RPI Win:	272	WON-LOST	WINNING	LAST 10	STRENGTH OF	OPP. STRENGTH	TEAM	ADJ.	CONF.	ADJ CONF.
Average RPI Loss:	209	RECORD	PCT. RANK	GAMES	SCHEDULE	OF SCHEDULE	RPI	RPI	RPI	RPI
DIV. I ONLY	7- 18	289	4- 6	242	328	296	296	26	26	
DIV. I NON-CONF.	2- 8	288	0- 0	183	346	279	279	26	26	
TOTALS	RPI 1-25	RPI 26-50	W-L RECORDS	RPI 51-100	RPI 101-150	RPI 150+				
7- 18	0- 0	0- 0	OVERALL	0- 2	0- 3	7- 13				
3- 8	0- 0	0- 0	HOME	0- 1	0- 1	3- 6				
4- 10	0- 0	0- 0	AWAY	0- 1	0- 2	4- 7				
0- 0	0- 0	0- 0	NEUTRAL	0- 0	0- 0	0- 0				
2- 8	0- 0	0- 0	NON-CONFERENCE	0- 1	0- 3	2- 4				
0- 3	0- 0	0- 0	HOME	0- 0	0- 1	0- 2				
2- 5	0- 0	0- 0	AWAY	0- 1	0- 2	2- 2				
0- 0	0- 0	0- 0	NEUTRAL	0- 0	0- 0	0- 0				
5- 10	0- 0	0- 0	CONFERENCE	0- 1	0- 0	5- 9				
3- 5	0- 0	0- 0	HOME	0- 1	0- 0	3- 4				
2- 5	0- 0	0- 0	AWAY	0- 0	0- 0	2- 5				
0- 0	0- 0	0- 0	NEUTRAL	0- 0	0- 0	0- 0				

RPI S	Opponent	Score	RPI S	Opponent	Score	RPI S	Opponent	Score	RPI S	Opponent	Score	Team's RPI: 296
						61	H Belmont	58 77	116	A Stetson	55 72	
						80	A Western Ill.	62 83	136	H Wright St.	61 71	
									138	A Cincinnati	64 78	
									180	H Cleveland St.	56 66	
									185	A Morehead St.	62 66	
									201	H Indiana St.	61 88	
									206	H SIUE	59 75	
									237	A UT Martin	72 74	
									237	H UT Martin	80 70	
									245	A Murray St.	74 92	
									245	H Murray St.	57 66	
									249	H Jacksonville St.	71 67	
									264	H Tennessee Tech	54 46	
									265	A Tennessee St.	58 69	
									266	A Evansville	73 63	
									272	A Austin Peay	78 73	
									272	H Austin Peay	59 69	
									278	A Southeast Mo. St.	71 62	
									278	H Southeast Mo. St.	65 107	
									299	A Eastern Ky.	85 88	
									304	A Valparaiso	68 73	
									306	A Illinois St.	49 60	
									339	A Florida A&M	66 50	
LAST 12 Division I GAMES:												
272	A	Austin Peay	78	73	206	H	SIUE	59	75			
245	H	Murray St.	57	66	278	A	Southeast Mo. St.	71	62			
278	H	Southeast Mo. St.	65	107	237	H	UT Martin	80	70			
237	A	UT Martin	72	74	272	H	Austin Peay	59	69			
264	H	Tennessee Tech	54	46	245	A	Murray St.	74	92			
265	A	Tennessee St.	58	69	299	A	Eastern Ky.	85	88			

Non-Div I Games: Ill.-Springfield 74 60 Millikin 97 54

Eastern Ill.

Loss, Non-Conf, S Site, H Home A Away N Neutral

Average RPI Win:	262	WON-LOST	WINNING	LAST 10	STRENGTH OF	OPP. STRENGTH	TEAM	ADJ.	CONF.	ADJ CONF.
Average RPI Loss:	190	RECORD	PCT. RANK	GAMES	SCHEDULE	OF SCHEDULE	RPI	RPI	RPI	RPI
DIV. I ONLY	8- 18	273	3- 7	224	304	299	299	26	26	
DIV. I NON-CONF.	2- 10	305	0- 0	276	298	336	336	26	26	
TOTALS	RPI 1-25	RPI 26-50	W-L RECORDS	RPI 51-100	RPI 101-150	RPI 150+				
8- 18	0- 0	0- 0	OVERALL	0- 4	0- 2	8- 12				
6- 5	0- 0	0- 0	HOME	0- 2	0- 0	6- 3				
1- 10	0- 0	0- 0	AWAY	0- 2	0- 2	1- 6				
1- 3	0- 0	0- 0	NEUTRAL	0- 0	0- 0	1- 3				
2- 10	0- 0	0- 0	NON-CONFERENCE	0- 2	0- 2	2- 6				
1- 3	0- 0	0- 0	HOME	0- 1	0- 0	1- 2				
0- 4	0- 0	0- 0	AWAY	0- 1	0- 2	0- 1				
1- 3	0- 0	0- 0	NEUTRAL	0- 0	0- 0	1- 3				
6- 8	0- 0	0- 0	CONFERENCE	0- 2	0- 0	6- 6				
5- 2	0- 0	0- 0	HOME	0- 1	0- 0	5- 1				
1- 6	0- 0	0- 0	AWAY	0- 1	0- 0	1- 5				
0- 0	0- 0	0- 0	NEUTRAL	0- 0	0- 0	0- 0				

RPI S	Opponent	Score	RPI S	Opponent	Score	RPI S	Opponent	Score	RPI S	Opponent	Score	Team's RPI: 299
						56	H Western Ky.	63 90	103	A Saint Louis	51 78	
						61	A Belmont	58 74	136	A Wright St.	73 85	
						61	H Belmont	67 73	175	N Western Mich.	59 74	
						99	A Kent St.	67 80	185	A Morehead St.	54 80	
									185	H Morehead St.	65 58	
									205	A UNCG	66 81	
									206	H SIUE	75 63	
									223	H Akron	57 63	
									235	N Miami (OH)	54 65	
									237	A UT Martin	56 66	
									245	A Murray St.	64 70	
									249	H Jacksonville St.	49 54	
									259	H Bowling Green	57 55	
									264	A Tennessee Tech	51 53	
									265	A Tennessee St.	64 78	
									265	H Tennessee St.	66 62	
									272	H Austin Peay	80 71	
									278	A Southeast Mo. St.	74 63	
									291	H Western Caro.	61 72	
									296	H Eastern Ill.	88 85	
									321	N Fort Wayne	59 68	
									335	N Morgan St.	66 58	
LAST 12 Division I GAMES:												
265	A	Tennessee St.	64	78	264	A	Tennessee Tech	51	53			
61	H	Belmont	67	73	249	H	Jacksonville St.	49	54			
185	H	Morehead St.	65	58	185	A	Morehead St.	54	80			
245	A	Murray St.	64	70	265	H	Tennessee St.	66	62			
237	A	UT Martin	56	66	61	A	Belmont	58	74			
272	H	Austin Peay	80	71	296	H	Eastern Ill.	88	85			

Non-Div I Games: Ohio Valley 88 30

Eastern Ky.

■ Loss,
■ Non-Conf,
■ S Site,
■ H Home
■ A Away
N Neutral

Average RPI Win:	278	WON-LOST	WINNING	LAST 10	STRENGTH OF	OPP. STRENGTH	TEAM	ADJ.	CONF.	ADJ CONF.
Average RPI Loss:	132	RECORD	PCT. RANK	GAMES	SCHEDULE	OF SCHEDULE	RPI	RPI	RPI	RPI
DIV. I ONLY	5- 20	315	1- 9	143	165	288	288	10	10	
DIV. I NON-CONF.	4- 7	224	0- 0	218	270	251	251	11	11	
TOTALS	RPI 1-25	RPI 26-50	W-L RECORDS	RPI 51-100	RPI 101-150	RPI 150+				
5- 20	0- 0	0- 3	OVERALL	0- 7	0- 2	5- 8				
3- 8	0- 0	0- 1	HOME	0- 3	0- 0	3- 4				
1- 10	0- 0	0- 1	AWAY	0- 4	0- 1	1- 4				
1- 2	0- 0	0- 1	NEUTRAL	0- 0	0- 1	1- 0				
4- 7	0- 0	0- 1	NON-CONFERENCE	0- 2	0- 1	4- 3				
2- 2	0- 0	0- 0	HOME	0- 0	0- 0	2- 2				
1- 3	0- 0	0- 0	AWAY	0- 2	0- 0	1- 1				
1- 2	0- 0	0- 1	NEUTRAL	0- 0	0- 1	1- 0				
1- 13	0- 0	0- 2	CONFERENCE	0- 5	0- 1	1- 5				
1- 6	0- 0	0- 1	HOME	0- 3	0- 0	1- 2				
0- 7	0- 0	0- 1	AWAY	0- 2	0- 1	0- 3				
0- 0	0- 0	0- 0	NEUTRAL	0- 0	0- 0	0- 0				

RPI 1-25				RPI 26-50				RPI 51-100				RPI 101+				Team's RPI: 288	
RPI	S	Opponent	Score	RPI	S	Opponent	Score	RPI	S	Opponent	Score	RPI	S	Opponent	Score		
				42	H	Central Mich.	63 104	78	A	Wake Forest	61 89	125	N	Northern Colo.	57 58		
				43	N	Tulane	50 62	81	H	Buffalo	52 56	127	A	Ball St.	49 78		
				49	A	Ohio	51 68	82	A	Northern Ill.	73 85	169	H	Detroit Mercy	64 77		
								84	H	Toledo	49 66	175	A	Western Mich.	60 70		
								98	A	Purdue	50 77	175	H	Western Mich.	67 76		
								99	A	Kent St.	65 83	185	A	Morehead St.	73 78		
								99	H	Kent St.	67 86	223	A	Akron	62 80		
												226	H	Monmouth	68 75		
												231	H	St. Bonaventure	75 56		
												235	A	Miami (OH)	61 72		
												235	H	Miami (OH)	63 79		
												247	N	Georgia St.	69 59		
												259	H	Bowling Green	81 74		
												323	H	Air Force	65 44		
												332	A	Incarnate Word	66 47		
LAST 12 Division I GAMES:																	
				175	A	Western Mich.	60 70	259	H	Bowling Green	81 74						
				81	H	Buffalo	52 56	49	A	Ohio	51 68						
				235	H	Miami (OH)	63 79	127	A	Ball St.	49 78						
				99	A	Kent St.	65 83	175	H	Western Mich.	67 76						
				42	H	Central Mich.	63 104	235	A	Miami (OH)	61 72						
				223	A	Akron	62 80	99	H	Kent St.	67 86						

Non-Div I Games: Ferris St. 68 50

Eastern Mich.

■ Loss,
 ■ Non-Conf,
 ■ S Site,
 ■ H Home
 ■ A Away
 N Neutral

Average RPI Win: 244		WON-LOST	WINNING	LAST 10	STRENGTH OF	OPP. STRENGTH	TEAM	ADJ.	CONF.	ADJ CONF.
Average RPI Loss: 89		RECORD	PCT. RANK	GAMES	SCHEDULE	OF SCHEDULE	RPI	RPI	RPI	RPI
DIV. I ONLY		13- 11	146	6- 4	134	206	133	133	19	19
DIV. I NON-CONF.		4- 6	209	0- 0	42	163	114	114	18	18
TOTALS		RPI 1-25	RPI 26-50	W-L RECORDS	RPI 51-100	RPI 101-150	RPI 150+			
13- 11	0- 1		0- 3	OVERALL	0- 4	2- 2	11- 1			
6- 3	0- 0		0- 0	HOME	0- 2	2- 1	4- 0			
6- 6	0- 1		0- 1	AWAY	0- 2	0- 1	6- 1			
1- 2	0- 0		0- 2	NEUTRAL	0- 0	0- 0	1- 0			
4- 6	0- 1		0- 3	NON-CONFERENCE	0- 2	0- 0	4- 0			
1- 1	0- 0		0- 0	HOME	0- 1	0- 0	1- 0			
2- 3	0- 1		0- 1	AWAY	0- 1	0- 0	2- 0			
1- 2	0- 0		0- 2	NEUTRAL	0- 0	0- 0	1- 0			
9- 5	0- 0		0- 0	CONFERENCE	0- 2	2- 2	7- 1			
5- 2	0- 0		0- 0	HOME	0- 1	2- 1	3- 0			
4- 3	0- 0		0- 0	AWAY	0- 1	0- 1	4- 1			
0- 0	0- 0		0- 0	NEUTRAL	0- 0	0- 0	0- 0			

RPI 1-25				RPI 26-50				RPI 51-100				RPI 101+				Team's RPI: 133	
RPI	S	Opponent	Score	RPI	S	Opponent	Score	RPI	S	Opponent	Score	RPI	S	Opponent	Score		
6	A	Washington	52 100	31	N	Elon	55 76	68	A	Boise St.	64 67	121	H	North Dakota	71 75		
				36	N	Drake	78 93	76	H	Gonzaga	54 73	123	A	Idaho	51 78		
				43	A	Tulane	51 63	83	A	Montana St.	83 88	123	H	Idaho	67 57		
								83	H	Montana St.	61 72	125	H	Northern Colo.	67 61		
												152	H	Idaho St.	58 41		
												170	A	CSUN	71 57		
												219	H	Weber St.	99 85		
												232	A	Portland St.	68 62		
												241	N	Furman	68 56		
												279	A	Sacramento St.	72 65		
												295	A	Southern Utah	67 66		
												305	A	Northern Ariz.	47 56		
												330	A	Montana	60 46		
												330	H	Montana	64 57		
												331	A	Utah Valley	83 50		
												340	H	Cal St. Fullerton	84 67		
LAST 12 Division I GAMES:																	
				123	A	Idaho	51 78	330	H	Montana	64 57						
				125	H	Northern Colo.	67 61	295	A	Southern Utah	67 66						
				121	H	North Dakota	71 75	305	A	Northern Ariz.	47 56						
				232	A	Portland St.	68 62	219	H	Weber St.	99 85						
				279	A	Sacramento St.	72 65	152	H	Idaho St.	58 41						
				83	H	Montana St.	61 72	330	A	Montana	60 46						

Non-Div I Games:	Multnomah	88	30
------------------	-----------	----	----

Eastern Wash.

Loss, Non-Conf, S Site, H Home A Away N Neutral

Average RPI Win:	159	WON-LOST	WINNING	LAST 10	STRENGTH OF	OPP. STRENGTH	TEAM	ADJ.	CONF.	ADJ CONF.
Average RPI Loss:	51	RECORD	PCT. RANK	GAMES	SCHEDULE	OF SCHEDULE	RPI	RPI	RPI	RPI
DIV. I ONLY	19- 6	39	5- 1	62	82	31	31	9	9	
DIV. I NON-CONF.	7- 4	114	2- 0	50	59	44	44	8	8	
TOTALS	RPI 1-25	RPI 26-50	W-L RECORDS	RPI 51-100	RPI 101-150	RPI 150+				
19- 6	0- 1	1- 3	OVERALL	3- 1	2- 1	13- 0				
8- 2	0- 0	0- 1	HOME	2- 1	1- 0	5- 0				
9- 4	0- 1	1- 2	AWAY	1- 0	0- 1	7- 0				
2- 0	0- 0	0- 0	NEUTRAL	0- 0	1- 0	1- 0				
7- 4	0- 1	1- 1	NON-CONFERENCE	1- 1	1- 1	4- 0				
2- 1	0- 0	0- 0	HOME	1- 1	0- 0	1- 0				
3- 3	0- 1	1- 1	AWAY	0- 0	0- 1	2- 0				
2- 0	0- 0	0- 0	NEUTRAL	0- 0	1- 0	1- 0				
12- 2	0- 0	0- 2	CONFERENCE	2- 0	1- 0	9- 0				
6- 1	0- 0	0- 1	HOME	1- 0	1- 0	4- 0				
6- 1	0- 0	0- 1	AWAY	1- 0	0- 0	5- 0				
0- 0	0- 0	0- 0	NEUTRAL	0- 0	0- 0	0- 0				

RPI 1-25				RPI 26-50				Team's RPI: 31				RPI 51-100				RPI 101+			
RPI	S	Opponent	Score	RPI	S	Opponent	Score	RPI	S	Opponent	Score	RPI	S	Opponent	Score	RPI	S	Opponent	Score
9	A	Duke	61 68	33	A	Green Bay	56 71	59	A	Drexel	48 45	106	A	North Carolina	73 78				
				39	A	James Madison	54 61	59	H	Drexel	75 65	130	H	Delaware	69 42				
				39	H	James Madison	70 76	67	H	Bucknell	64 58	133	N	Eastern Wash.	76 55				
				42	A	Central Mich.	71 57	78	H	Wake Forest	68 78	151	A	William & Mary	60 58				
												168	A	Northeastern	76 65				
												168	H	Northeastern	70 58				
												186	A	Hofstra	64 53				
												186	H	Hofstra	72 61				
												191	A	Col. of Charleston	84 56				
												191	H	Col. of Charleston	70 57				
												193	H	Towson	83 55				
												194	A	ETSU	79 51				
												213	H	Rutgers	66 54				
												214	A	UNCW	66 56				
												223	N	Akron	65 62				
												247	A	Georgia St.	84 67				
LAST 12 Division I GAMES:																			
42	A	Central Mich.	71 57	193	H	Towson	83 55												
133	N	Eastern Wash.	76 55	186	A	Hofstra	64 53												
186	H	Hofstra	72 61	168	A	Northeastern	76 65												
39	A	James Madison	54 61	151	A	William & Mary	60 58												
168	H	Northeastern	70 58	39	H	James Madison	70 76												
214	A	UNCW	66 56	59	H	Drexel	75 65												

Non-Div I Games: King (TN) 93 47

Elon

Evansville

Through Games Of Feb. 18, 2017

Average RPI Win:	258	WON-LOST	WINNING	LAST 10	STRENGTH OF	OPP. STRENGTH	TEAM	ADJ.	CONF.	ADJ CONF.
Average RPI Loss:	152	RECORD	PCT. RANK	GAMES	SCHEDULE	OF SCHEDULE	RPI	RPI	RPI	RPI
DIV. I ONLY	8- 16	262	2- 8	199	209	266	266	16	16	
DIV. I NON-CONF.	4- 6	209	0- 0	281	294	266	266	14	14	
TOTALS	RPI 1-25	RPI 26-50	W-L RECORDS	RPI 51-100	RPI 101-150	RPI 150+				
8- 16	0- 1	0- 2	OVERALL	0- 3	0- 1	8- 9				
5- 7	0- 0	0- 1	HOME	0- 1	0- 0	5- 5				
3- 9	0- 0	0- 1	AWAY	0- 0	0- 0	3- 1				
0- 0	0- 0	0- 0	NEUTRAL	0- 0	0- 0	0- 0				
4- 6	0- 1	0- 0	NON-CONFERENCE	0- 1	0- 1	4- 3				
2- 3	0- 0	0- 0	HOME	0- 0	0- 0	2- 3				
2- 3	0- 1	0- 0	AWAY	0- 1	0- 1	2- 0				
0- 0	0- 0	0- 0	NEUTRAL	0- 0	0- 0	0- 0				
4- 10	0- 0	0- 2	CONFERENCE	0- 2	0- 0	4- 6				
3- 4	0- 0	0- 1	HOME	0- 1	0- 0	3- 2				
1- 6	0- 0	0- 1	AWAY	0- 1	0- 0	1- 4				
0- 0	0- 0	0- 0	NEUTRAL	0- 0	0- 0	0- 0				

RPI S	Opponent	Score	RPI S	Opponent	Score	RPI S	Opponent	Score	RPI S	Opponent	Score	Team's RPI: 266
13	A Louisville	47 89	36	A Drake	65 82	60	A Northwestern	66 88	127	A Ball St.	49 84	
			36	H Drake	48 73	65	A UNI	40 54	161	A Missouri St.	43 68	
						65	H UNI	36 62	161	H Missouri St.	41 77	
									180	H Cleveland St.	62 66	
									190	A Southern Ill.	74 61	
									190	H Southern Ill.	63 60	
									201	H Indiana St.	57 41	
									212	A Bradley	52 56	
									216	A Wichita St.	68 69	
									216	H Wichita St.	67 74	
									245	A Murray St.	82 77	
									272	H Austin Peay	68 54	
									278	H Southeast Mo. St.	74 76	
									296	H Eastern Ill.	63 73	
									304	A Valparaiso	70 65	
									306	A Illinois St.	58 71	
									316	H Loyola Chicago	67 36	
									349	H Alabama A&M	63 54	
LAST 12 Division I GAMES:												
190	A Southern Ill.	74 61	306	A Illinois St.	58 71							
161	A Missouri St.	43 68	190	H Southern Ill.	63 60							
216	A Wichita St.	68 69	216	H Wichita St.	67 74							
36	H Drake	48 73	161	H Missouri St.	41 77							
65	H UNI	36 62	65	A UNI	40 54							
212	A Bradley	52 56	36	A Drake	65 82							

Non-Div I Games: Oakland City 108 68

Evansville

Loss, Non-Conf, S Site, H Home A Away N Neutral

Average RPI Win:	240	WON-LOST	WINNING	LAST 10	STRENGTH OF	OPP. STRENGTH	TEAM	ADJ.	CONF.	ADJ CONF.
Average RPI Loss:	89	RECORD	PCT. RANK	GAMES	SCHEDULE	OF SCHEDULE	RPI	RPI	RPI	RPI
DIV. I ONLY	20- 7	50	6- 2	219	195	96	96	23	23	
DIV. I NON-CONF.	9- 6	127	0- 1	130	167	113	113	24	24	
TOTALS	RPI 1-25	RPI 26-50	W-L RECORDS	RPI 51-100	RPI 101-150	RPI 150+				
20- 7	0- 0	0- 3	OVERALL	2- 2	1- 1	17- 1				
13- 0	0- 0	0- 0	HOME	2- 0	0- 0	11- 0				
7- 4	0- 0	0- 1	AWAY	0- 1	1- 1	6- 1				
0- 3	0- 0	0- 2	NEUTRAL	0- 1	0- 0	0- 0				
9- 6	0- 0	0- 3	NON-CONFERENCE	1- 1	0- 1	8- 1				
7- 0	0- 0	0- 0	HOME	1- 0	0- 0	6- 0				
2- 3	0- 0	0- 1	AWAY	0- 0	0- 1	2- 1				
0- 3	0- 0	0- 2	NEUTRAL	0- 1	0- 0	0- 0				
11- 1	0- 0	0- 0	CONFERENCE	1- 1	1- 0	9- 0				
6- 0	0- 0	0- 0	HOME	1- 0	0- 0	5- 0				
5- 1	0- 0	0- 0	AWAY	0- 1	1- 0	4- 0				
0- 0	0- 0	0- 0	NEUTRAL	0- 0	0- 0	0- 0				

RPI 1-25				RPI 26-50				RPI 51-100				Team's RPI: 96	RPI 101+			
RPI	S	Opponent	Score	RPI	S	Opponent	Score	RPI	S	Opponent	Score		RPI	S	Opponent	Score
				26	N	Ohio St.	66 79	87	H	Chattanooga	68 55		116	A	Stetson	84 71
				41	A	Quinnipiac	56 66	95	A	Jacksonville	65 73		125	A	Northern Colo.	74 77
				46	N	George Washington	47 76	95	H	Jacksonville	60 57		164	H	UC Riverside	60 45
								99	N	Kent St.	64 77		173	A	Hartford	70 63
													176	H	Hampton	60 49
													177	H	Siena	66 42
													189	A	Illinois	73 82
													276	A	Kennesaw St.	75 56
													276	H	Kennesaw St.	69 35
													277	H	Savannah St.	89 40
													280	H	N.C. A&T	67 41
													283	H	FIU	89 42
													285	A	North Florida	68 51
													285	H	North Florida	69 46
													290	A	Lipscomb	90 63
													290	H	Lipscomb	98 50
													315	H	NJIT	73 53
													317	A	USC Upstate	80 50
													317	H	USC Upstate	93 43
													328	A	Fla. Atlantic	65 50
LAST 12 Division I GAMES:																
				46	N	George Washington	47 76	285	A	North Florida	68 51					
				317	A	USC Upstate	80 50	95	H	Jacksonville	60 57					
				290	H	Lipscomb	98 50	317	H	USC Upstate	93 43					
				276	H	Kennesaw St.	69 35	315	H	NJIT	73 53					
				285	H	North Florida	69 46	276	A	Kennesaw St.	75 56					
				95	A	Jacksonville	65 73	290	A	Lipscomb	90 63					

Non-Div I Games: St. Thomas (FL) 71 48 Ave Maria 101 34

FGCU

Loss, Non-Conf, S Site, H Home A Away N Neutral

Average RPI Win:	292	WON-LOST	WINNING	LAST 10	STRENGTH OF	OPP. STRENGTH	TEAM	ADJ.	CONF.	ADJ CONF.
Average RPI Loss:	133	RECORD	PCT. RANK	GAMES	SCHEDULE	OF SCHEDULE	RPI	RPI	RPI	RPI
DIV. I ONLY	5- 20	315	1- 9	104	196	283	283	14	14	
DIV. I NON-CONF.	2- 9	293	0- 0	29	269	246	246	16	16	
TOTALS	RPI 1-25	RPI 26-50	W-L RECORDS	RPI 51-100	RPI 101-150	RPI 150+				
5- 20	0- 1	0- 1	OVERALL	0- 5	0- 4	5- 9				
4- 12	0- 1	0- 0	HOME	0- 2	0- 4	4- 5				
1- 8	0- 0	0- 1	AWAY	0- 3	0- 0	1- 4				
0- 0	0- 0	0- 0	NEUTRAL	0- 0	0- 0	0- 0				
2- 9	0- 1	0- 1	NON-CONFERENCE	0- 3	0- 1	2- 3				
2- 7	0- 1	0- 0	HOME	0- 2	0- 1	2- 3				
0- 2	0- 0	0- 1	AWAY	0- 1	0- 0	0- 0				
0- 0	0- 0	0- 0	NEUTRAL	0- 0	0- 0	0- 0				
3- 11	0- 0	0- 0	CONFERENCE	0- 2	0- 3	3- 6				
2- 5	0- 0	0- 0	HOME	0- 0	0- 3	2- 2				
1- 6	0- 0	0- 0	AWAY	0- 2	0- 0	1- 4				
0- 0	0- 0	0- 0	NEUTRAL	0- 0	0- 0	0- 0				

RPI 1-25				RPI 26-50				RPI 51-100				RPI 101+ Team's RPI: 283			
RPI	S	Opponent	Score	RPI	S	Opponent	Score	RPI	S	Opponent	Score	RPI	S	Opponent	Score
19	H	Miami (FL)	49 69	35	A	South Fla.	41 91	56	A	Western Ky.	38 90	102	H	Charlotte	54 101
								57	H	Georgetown	53 66	114	H	UCF	52 69
								79	A	Middle Tenn.	43 95	122	H	Southern Miss.	37 75
								95	H	Jacksonville	56 71	131	H	Old Dominion	64 86
								96	A	FGCU	42 89	158	H	Louisiana Tech	63 76
												167	A	Rice	55 74
												182	H	George Mason	51 67
												183	A	UAB	68 82
												187	A	North Texas	49 69
												188	H	UTSA	61 70
												211	H	Robert Morris	59 57
												219	H	Weber St.	61 64
												220	H	Texas Southern	62 70
												252	A	Marshall	52 70
												292	H	Massachusetts	58 57
												300	H	UTEP	88 87
												328	A	Fla. Atlantic	65 60
												328	H	Fla. Atlantic	74 65
LAST 12 Division I GAMES:															
158	H	Louisiana Tech	63 76	328	A	Fla. Atlantic	65 60								
122	H	Southern Miss.	37 75	183	A	UAB	68 82								
187	A	North Texas	49 69	79	A	Middle Tenn.	43 95								
167	A	Rice	55 74	188	H	UTSA	61 70								
102	H	Charlotte	54 101	300	H	UTEP	88 87								
131	H	Old Dominion	64 86	328	H	Fla. Atlantic	74 65								

Non-Div I Games:

FIU

Fairfield

Through Games Of Feb. 18, 2017

Average RPI Win:	232	WON-LOST	WINNING	LAST 10	STRENGTH OF	OPP. STRENGTH	TEAM	ADJ.	CONF.	ADJ CONF.
Average RPI Loss:	168	RECORD	PCT. RANK	GAMES	SCHEDULE	OF SCHEDULE	RPI	RPI	RPI	RPI
DIV. I ONLY	14- 12	150	6- 4	257	213	184	184	18	18	
DIV. I NON-CONF.	3- 6	230	0- 0	215	274	232	232	17	17	
TOTALS	RPI 1-25	RPI 26-50	W-L RECORDS	RPI 51-100	RPI 101-150	RPI 150+				
14- 12	0- 1	1- 2	OVERALL	0- 0	2- 1	11- 8				
7- 4	0- 0	1- 0	HOME	0- 0	1- 0	5- 4				
7- 8	0- 1	0- 2	AWAY	0- 0	1- 1	6- 4				
0- 0	0- 0	0- 0	NEUTRAL	0- 0	0- 0	0- 0				
3- 6	0- 1	0- 1	NON-CONFERENCE	0- 0	0- 1	3- 3				
1- 2	0- 0	0- 0	HOME	0- 0	0- 0	1- 2				
2- 4	0- 1	0- 1	AWAY	0- 0	0- 1	2- 1				
0- 0	0- 0	0- 0	NEUTRAL	0- 0	0- 0	0- 0				
11- 6	0- 0	1- 1	CONFERENCE	0- 0	2- 0	8- 5				
6- 2	0- 0	1- 0	HOME	0- 0	1- 0	4- 2				
5- 4	0- 0	0- 1	AWAY	0- 0	1- 0	4- 3				
0- 0	0- 0	0- 0	NEUTRAL	0- 0	0- 0	0- 0				

RPI	S	Opponent	Score	RPI	S	Opponent	Score	RPI	S	Opponent	Score	RPI	S	Opponent	Score	Team's RPI: 184
23	A	Temple	59 73	29	A	Harvard	44 58					112	A	Rider	68 67	
				41	A	Quinnipiac	55 60					139	A	Albany (NY)	45 59	
				41	H	Quinnipiac	65 52					146	H	Iona	68 59	
												165	A	La Salle	61 68	
												177	A	Siena	52 67	
												177	H	Siena	61 57	
												196	H	Sacred Heart	44 56	
												224	A	Marist	55 71	
												224	H	Marist	62 68	
												226	A	Monmouth	71 68	
												226	H	Monmouth	53 60	
												239	A	Niagara	65 55	
												239	H	Niagara	66 63	
												258	H	Loyola Maryland	58 57	
												262	A	Canisius	49 63	
												268	A	Manhattan	64 43	
												268	H	Manhattan	71 56	
												286	A	Mt. St. Mary's	70 57	
												307	H	Rhode Island	65 72	
												325	A	Saint Peter's	56 39	
												325	H	Saint Peter's	50 38	
												344	A	UMass Lowell	65 41	
LAST 12 Division I GAMES:																
224	H	Marist	62 68	226	H	Monmouth	53 60									
325	A	Saint Peter's	56 39	262	A	Canisius	49 63									
268	A	Manhattan	64 43	239	A	Niagara	65 55									
325	H	Saint Peter's	50 38	41	A	Quinnipiac	55 60									
41	H	Quinnipiac	65 52	112	A	Rider	68 67									
239	H	Niagara	66 63	268	H	Manhattan	71 56									

Non-Div I Games:

Fairfield

■ Loss,
 ■ Non-Conf, S Site,
 ■ Home
 ■ Away
 N Neutral

RANKED BY RPI				THROUGH GAMES OF FEB. 10, 1977						
Average RPI Win:	312	WON-LOST	WINNING	LAST 10	STRENGTH OF	OPP. STRENGTH	TEAM	ADJ.	CONF.	ADJ CONF.
Average RPI Loss:	268	RECORD	PCT. RANK	GAMES	SCHEDULE	OF SCHEDULE	RPI	RPI	RPI	RPI
DIV. I ONLY	8- 17	268	5- 5	349	344	345	345	31	31	
DIV. I NON-CONF.	2- 8	288	0- 0	349	342	347	347	32	32	
TOTALS	RPI 1-25	RPI 26-50	W-L RECORDS	RPI 51-100	RPI 101-150	RPI 150+				
8- 17	0- 0	0- 0	OVERALL	0- 0	0- 1	8- 16				
4- 9	0- 0	0- 0	HOME	0- 0	0- 0	4- 9				
4- 8	0- 0	0- 0	AWAY	0- 0	0- 1	4- 6				
0- 0	0- 0	0- 0	NEUTRAL	0- 0	0- 0	0- 0				
2- 8	0- 0	0- 0	NON-CONFERENCE	0- 0	0- 1	2- 7				
1- 3	0- 0	0- 0	HOME	0- 0	0- 0	1- 3				
1- 5	0- 0	0- 0	AWAY	0- 0	0- 1	1- 4				
0- 0	0- 0	0- 0	NEUTRAL	0- 0	0- 0	0- 0				
6- 9	0- 0	0- 0	CONFERENCE	0- 0	0- 0	6- 9				
3- 6	0- 0	0- 0	HOME	0- 0	0- 0	3- 6				
3- 3	0- 0	0- 0	AWAY	0- 0	0- 0	3- 3				
0- 0	0- 0	0- 0	NEUTRAL	0- 0	0- 0	0- 0				

[illegible]

Non-Div I Games: Queens (NY)

54 70

Fairleigh Dickinson

■ Loss, ■ Non-Conf, S Site, H Home A Away N Neutral

Fla. Atlantic

Through Games Of Feb. 18, 2017

Average RPI Win:	265	WON-LOST	WINNING	LAST 10	STRENGTH OF	OPP. STRENGTH	TEAM	ADJ.	CONF.	ADJ CONF.
Average RPI Loss:	180	RECORD	PCT. RANK	GAMES	SCHEDULE	OF SCHEDULE	RPI	RPI	RPI	RPI
DIV. I ONLY	3- 21	334	0- 10	208	241	328	328	14	14	
DIV. I NON-CONF.	3- 7	250	0- 0	204	345	307	307	16	16	
TOTALS	RPI 1-25	RPI 26-50	W-L RECORDS	RPI 51-100	RPI 101-150	RPI 150+				
3- 21	0- 0	0- 0	OVERALL	0- 4	0- 4	3- 13				
3- 10	0- 0	0- 0	HOME	0- 1	0- 3	3- 6				
0- 11	0- 0	0- 0	AWAY	0- 3	0- 1	0- 7				
0- 0	0- 0	0- 0	NEUTRAL	0- 0	0- 0	0- 0				
3- 7	0- 0	0- 0	NON-CONFERENCE	0- 2	0- 1	3- 4				
3- 3	0- 0	0- 0	HOME	0- 1	0- 0	3- 2				
0- 4	0- 0	0- 0	AWAY	0- 1	0- 1	0- 2				
0- 0	0- 0	0- 0	NEUTRAL	0- 0	0- 0	0- 0				
0- 14	0- 0	0- 0	CONFERENCE	0- 2	0- 3	0- 9				
0- 7	0- 0	0- 0	HOME	0- 0	0- 3	0- 4				
0- 7	0- 0	0- 0	AWAY	0- 2	0- 0	0- 5				
0- 0	0- 0	0- 0	NEUTRAL	0- 0	0- 0	0- 0				

RPI	S	Opponent	Score	RPI	S	Opponent	Score	RPI	S	Opponent	Score	RPI	S	Opponent	Score	Team's RPI: 328
56	A	Western Ky.	55	76	102	H	Charlotte	66	72	111	A	Arizona	67	77		
79	A	Middle Tenn.	69	87	122	H	Southern Miss.	67	82	131	H	Old Dominion	73	93		
93	A	Mercer	57	74	158	H	Louisiana Tech	52	76	167	A	Rice	55	89		
96	H	FGCU	50	65	183	A	UAB	55	66	187	A	North Texas	57	79		
					188	H	UTSA	62	72	201	H	Indiana St.	70	67		
					221	A	Grand Canyon	60	81	225	H	Richmond	67	77		
					249	H	Jacksonville St.	63	55	252	A	Marshall	53	76		
					253	H	UMES	59	76	283	A	FIU	65	74		
					283	H	FIU	60	65	285	A	North Florida	88	95		
					300	H	UTEP	50	51	346	H	Jackson St.	67	58		
LAST 12 Division I GAMES:																
122	H	Southern Miss.	67	82	283	H	FIU	60	65							
158	H	Louisiana Tech	52	76	79	A	Middle Tenn.	69	87							
167	A	Rice	55	89	183	A	UAB	55	66							
187	A	North Texas	57	79	300	H	UTEP	50	51							
131	H	Old Dominion	73	93	188	H	UTSA	62	72							
102	H	Charlotte	66	72	283	A	FIU	65	74							

Non-Div I Games: Fla. Memorial 84 64

Fla. Atlantic

Loss, Non-Conf, S Site, H Home A Away N Neutral

Average RPI Win:	188	WON-LOST	WINNING	LAST 10	STRENGTH OF	OPP. STRENGTH	TEAM	ADJ.	CONF.	ADJ CONF.
Average RPI Loss:	30	RECORD	PCT. RANK	GAMES	SCHEDULE	OF SCHEDULE	RPI	RPI	RPI	RPI
DIV. I ONLY	13- 13	169	4- 6	47	44	77	77	2	2	
DIV. I NON-CONF.	9- 4	85	0- 0	141	153	60	60	2	2	
TOTALS	RPI 1-25	RPI 26-50	W-L RECORDS	RPI 51-100	RPI 101-150	RPI 150+				
13- 13	1- 8	0- 3	OVERALL	3- 1	3- 1	6- 0				
2- 6	0- 4	0- 1	HOME	0- 0	1- 1	1- 0				
5- 6	0- 4	0- 1	AWAY	3- 1	1- 0	1- 0				
6- 1	1- 0	0- 1	NEUTRAL	0- 0	1- 0	4- 0				
9- 4	1- 1	0- 2	NON-CONFERENCE	1- 1	1- 0	6- 0				
1- 0	0- 0	0- 0	HOME	0- 0	0- 0	1- 0				
2- 3	0- 1	0- 1	AWAY	1- 1	0- 0	1- 0				
6- 1	1- 0	0- 1	NEUTRAL	0- 0	1- 0	4- 0				
4- 9	0- 7	0- 1	CONFERENCE	2- 0	2- 1	0- 0				
1- 6	0- 4	0- 1	HOME	0- 0	1- 1	0- 0				
3- 3	0- 3	0- 0	AWAY	2- 0	1- 0	0- 0				
0- 0	0- 0	0- 0	NEUTRAL	0- 0	0- 0	0- 0				

RPI	S	Opponent	Score	RPI	S	Opponent	Score	RPI	S	Opponent	Score	RPI	S	Opponent	Score
3	A	Mississippi St.	49 82	28	A	Arizona St.	63 69	60	A	Northwestern	68 73	109	H	Ole Miss	75 84
4	H	South Carolina	62 81	38	H	Auburn	75 82	87	A	Chattanooga	72 61	118	N	Long Beach St.	83 53
10	A	Florida St.	58 83	40	N	Indiana	88 102	89	A	Georgia	76 68	129	A	Alabama	66 56
16	A	Texas A&M	76 84					92	A	Vanderbilt	93 73	141	H	Arkansas	57 53
16	H	Texas A&M	59 67									238	N	South Ala.	85 33
18	H	Tennessee	75 84									260	N	Wofford	74 51
23	N	Temple	83 76									280	N	N.C. A&T	67 38
24	H	Missouri	67 74									326	A	Arkansas St.	71 60
25	A	LSU	67 78									327	H	Southeastern La.	102 51
												339	N	Florida A&M	78 65
LAST 12 Division I GAMES:															
24	H	Missouri	67 74	18	H	Tennessee	75 84								
129	A	Alabama	66 56	89	A	Georgia	76 68								
141	H	Arkansas	57 53	16	H	Texas A&M	59 67								
109	H	Ole Miss	75 84	3	A	Mississippi St.	49 82								
16	A	Texas A&M	76 84	4	H	South Carolina	62 81								
92	A	Vanderbilt	93 73	25	A	LSU	67 78								

Non-Div I Games:

Florida

■ Loss,
 ■ Non-Conf,
 ■ S Site,
 ■ Home
 ■ A Away
 N Neutral

Average RPI Win:	305	WON-LOST	WINNING	LAST 10	STRENGTH OF	OPP. STRENGTH	TEAM	ADJ.	CONF.	ADJ CONF.
Average RPI Loss:	237	RECORD	PCT. RANK	GAMES	SCHEDULE	OF SCHEDULE	RPI	RPI	RPI	RPI
DIV. I ONLY	7- 17	286	6- 4	343	340	339	339	32	32	
DIV. I NON-CONF.	0- 11	335	0- 0	320	295	349	349	31	31	
TOTALS	RPI 1-25	RPI 26-50	W-L RECORDS	RPI 51-100	RPI 101-150	RPI 150+				
7- 17	0- 0	0- 0	OVERALL	0- 1	0- 2	7- 14				
5- 6	0- 0	0- 0	HOME	0- 0	0- 1	5- 5				
2- 7	0- 0	0- 0	AWAY	0- 0	0- 1	2- 6				
0- 4	0- 0	0- 0	NEUTRAL	0- 1	0- 0	0- 3				
0- 11	0- 0	0- 0	NON-CONFERENCE	0- 1	0- 2	0- 8				
0- 4	0- 0	0- 0	HOME	0- 0	0- 1	0- 3				
0- 3	0- 0	0- 0	AWAY	0- 0	0- 1	0- 2				
0- 4	0- 0	0- 0	NEUTRAL	0- 1	0- 0	0- 3				
7- 6	0- 0	0- 0	CONFERENCE	0- 0	0- 0	7- 6				
5- 2	0- 0	0- 0	HOME	0- 0	0- 0	5- 2				
2- 4	0- 0	0- 0	AWAY	0- 0	0- 0	2- 4				
0- 0	0- 0	0- 0	NEUTRAL	0- 0	0- 0	0- 0				

RPI 1-25			RPI 26-50			RPI 51-100			RPI 101+			Team's RPI: 339
RPI	S	Opponent	Score	RPI	S	Opponent	Score	RPI	S	Opponent	Score	
						77 N Florida	65 78	129 A		Alabama	46 81	
								150 H		Omaha	50 70	
								185 H		Morehead St.	48 53	
								204 H		Bethune-Cookman	41 64	
								225 N		Richmond	51 64	
								244 A		Howard	58 72	
								244 H		Howard	55 51	
								249 N		Jacksonville St.	54 66	
								252 A		Marshall	67 77	
								253 H		UMES	59 49	
								255 N		Stony Brook	49 80	
								273 H		Norfolk St.	59 51	
								277 A		Savannah St.	52 56	
								280 A		N.C. A&T	57 65	
								284 H		Coppin St.	62 70	
								285 A		North Florida	60 71	
								291 H		Western Caro.	61 62	
								296 H		Eastern Ill.	50 66	
								335 A		Morgan St.	61 26	
								335 H		Morgan St.	51 48	
								343 A		N.C. Central	49 52	
								347 A		Delaware St.	65 56	
								347 H		Delaware St.	69 61	
LAST 12 Division I GAMES:												
273 H		Norfolk St.	59 51	347 A		Delaware St.	65 56					
343 A		N.C. Central	49 52	253 H		UMES	59 49					
280 A		N.C. A&T	57 65	204 H		Bethune-Cookman	41 64					
347 H		Delaware St.	69 61	277 A		Savannah St.	52 56					
244 H		Howard	55 51	335 H		Morgan St.	51 48					
335 A		Morgan St.	61 26	284 H		Coppin St.	62 70					

Non-Div I Games: Thomas (GA) 74 65 Stillman 69 59

Florida A&M

Loss, Non-Conf, S Site, H Home A Away N Neutral

Average RPI Win:	108	WON-LOST	WINNING	LAST 10	STRENGTH OF	OPP. STRENGTH	TEAM	ADJ.	CONF.	ADJ CONF.
Average RPI Loss:	24	RECORD	PCT. RANK	GAMES	SCHEDULE	OF SCHEDULE	RPI	RPI	RPI	RPI
DIV. I ONLY	24- 4	8	8- 2	11	32	10	10	3	3	
DIV. I NON-CONF.	12- 2	21	0- 1	36	52	17	17	4	4	
TOTALS	RPI 1-25	RPI 26-50	W-L RECORDS	RPI 51-100	RPI 101-150	RPI 150+				
24- 4	4- 2	3- 1	OVERALL	8- 1	3- 0	6- 0				
12- 3	3- 2	2- 1	HOME	3- 0	1- 0	3- 0				
9- 1	1- 0	0- 0	AWAY	4- 1	2- 0	2- 0				
3- 0	0- 0	1- 0	NEUTRAL	1- 0	0- 0	1- 0				
12- 2	0- 2	2- 0	NON-CONFERENCE	5- 0	0- 0	5- 0				
6- 2	0- 2	1- 0	HOME	2- 0	0- 0	3- 0				
3- 0	0- 0	0- 0	AWAY	2- 0	0- 0	1- 0				
3- 0	0- 0	1- 0	NEUTRAL	1- 0	0- 0	1- 0				
12- 2	4- 0	1- 1	CONFERENCE	3- 1	3- 0	1- 0				
6- 1	3- 0	1- 1	HOME	1- 0	1- 0	0- 0				
6- 1	1- 0	0- 0	AWAY	2- 1	2- 0	1- 0				
0- 0	0- 0	0- 0	NEUTRAL	0- 0	0- 0	0- 0				

RPI	S	Opponent	Score
1	H	UConn	76 78
7	H	Texas	88 92
9	H	Duke	69 45
13	H	Louisville	72 65
19	A	Miami (FL)	81 66
19	H	Miami (FL)	80 71

RPI	S	Opponent	Score
30	H	Syracuse	77 58
32	H	North Carolina St.	61 70
34	N	Michigan	76 62
39	H	James Madison	84 64

RPI	S	Opponent	Score
51	A	Georgia Tech	69 63
54	A	Virginia	51 60
64	A	Minnesota	75 61
71	A	Virginia Tech	82 54
76	N	Gonzaga	87 69
77	H	Florida	83 58
78	H	Wake Forest	102 60
93	A	Mercer	83 40
95	H	Jacksonville	90 47

RPI	S	Opponent	Score
105	A	Clemson	86 27
105	H	Clemson	80 47
106	A	North Carolina	90 77
166	A	Boston College	85 53
183	A	UAB	93 47
249	H	Jacksonville St.	73 62
285	H	North Florida	95 39
291	H	Western Caro.	90 41
333	N	Winthrop	98 35

LAST 12 Division I GAMES:

105	H	Clemson	80 47	51	A	Georgia Tech	69 63
54	A	Virginia	51 60	71	A	Virginia Tech	82 54
7	H	Texas	88 92	30	H	Syracuse	77 58
78	H	Wake Forest	102 60	105	A	Clemson	86 27
19	H	Miami (FL)	80 71	13	H	Louisville	72 65
166	A	Boston College	85 53	9	H	Duke	69 45

Non-Div I Games:

Florida St.

Average RPI Win: 203	WON-LOST	WINNING	LAST 10	STRENGTH OF	OPP. STRENGTH	TEAM	ADJ.	CONF.	ADJ CONF.
Average RPI Loss: 106	RECORD	PCT. RANK	GAMES	SCHEDULE	OF SCHEDULE	RPI	RPI	RPI	RPI
DIV. I ONLY	18- 10	99	5- 5	170	101	126	126	12	12
DIV. I NON-CONF.	9- 5	112	0- 0	95	96	110	110	12	12
TOTALS	RPI 1-25	RPI 26-50	W-L RECORDS	RPI 51-100	RPI 101-150	RPI 150+			
18- 10	0- 1	1- 1	OVERALL	0- 3	4- 4	13- 1			
14- 3	0- 0	1- 0	HOME	0- 2	4- 1	9- 0			
3- 6	0- 1	0- 1	AWAY	0- 0	0- 0	3- 0			
1- 1	0- 0	0- 0	NEUTRAL	0- 1	0- 0	1- 0			
9- 5	0- 1	1- 0	NON-CONFERENCE	0- 3	2- 1	6- 0			
8- 2	0- 0	1- 0	HOME	0- 2	2- 0	5- 0			
0- 2	0- 1	0- 0	AWAY	0- 0	0- 1	0- 0			
1- 1	0- 0	0- 0	NEUTRAL	0- 1	0- 0	1- 0			
9- 5	0- 0	0- 1	CONFERENCE	0- 0	2- 3	7- 1			
6- 1	0- 0	0- 0	HOME	0- 0	2- 1	4- 0			
3- 4	0- 0	0- 1	AWAY	0- 0	0- 2	3- 1			
0- 0	0- 0	0- 0	NEUTRAL	0- 0	0- 0	0- 0			

RPI 1-25				RPI 26-50				RPI 51-100				RPI 101+ Team's RPI: 126			
RPI	S	Opponent	Score	RPI	S	Opponent	Score	RPI	S	Opponent	Score	RPI	S	Opponent	Score
2	A	Notre Dame	36 67	46	A	George Washington	46 63	72	H	St. John's (NY)	45 59	103	A	Saint Louis	58 82
				48	H	Little Rock	65 43	81	H	Buffalo	54 58	104	A	Saint Joseph's	44 47
								97	N	Texas Tech	50 59	104	H	Saint Joseph's	44 39
												113	H	Princeton	57 55
												132	H	Duquesne	64 51
												137	H	VCU	58 61
												139	H	Albany (NY)	89 82
												146	A	Iona	46 55
												166	H	Boston College	56 49
												182	A	George Mason	53 49
												218	N	Grambling	59 53
												225	H	Richmond	67 41
												231	A	St. Bonaventure	60 44
												231	H	St. Bonaventure	57 45
												239	H	Niagara	92 69
												241	H	Furman	60 47
												248	H	UNC Asheville	55 42
												268	H	Manhattan	63 60
												274	A	Davidson	51 52
												274	H	Davidson	85 72
												292	H	Massachusetts	74 43
												307	A	Rhode Island	74 69
LAST 12 Division I GAMES:															
274	A	Davidson	51 52	137	H	VCU	58 61	104	A	Saint Joseph's	44 47				
292	H	Massachusetts	74 43	231	A	St. Bonaventure	60 44	225	H	Richmond	67 41				
104	H	Saint Joseph's	44 39	182	A	George Mason	53 49	274	H	Davidson	85 72				
231	H	St. Bonaventure	57 45												
46	A	George Washington	46 63												
103	A	Saint Louis	58 82												

Non-Div I Games:

Fordham

■ Loss,
 ■ Non-Conf,
 S Site,
 ■ Home
 ■ Away
 N Neutral

Fort Wayne

Through Games Of Feb. 18, 2017

Average RPI Win:	265	WON-LOST	WINNING	LAST 10	STRENGTH OF	OPP. STRENGTH	TEAM	ADJ.	CONF.	ADJ CONF.
Average RPI Loss:	156	RECORD	PCT. RANK	GAMES	SCHEDULE	OF SCHEDULE	RPI	RPI	RPI	RPI
DIV. I ONLY	4- 21	325	2- 8	241	144	321	321	11	11	
DIV. I NON-CONF.	2- 9	293	0- 0	285	228	314	314	9	9	
TOTALS	RPI 1-25	RPI 26-50	W-L RECORDS	RPI 51-100	RPI 101-150	RPI 150+				
4- 21	0- 0	0- 2	OVERALL	0- 6	1- 4	3- 9				
2- 9	0- 0	0- 1	HOME	0- 4	1- 1	1- 3				
1- 11	0- 0	0- 1	AWAY	0- 2	0- 3	1- 5				
1- 1	0- 0	0- 0	NEUTRAL	0- 0	0- 0	1- 1				
2- 9	0- 0	0- 0	NON-CONFERENCE	0- 2	0- 1	2- 6				
0- 3	0- 0	0- 0	HOME	0- 1	0- 0	0- 2				
1- 5	0- 0	0- 0	AWAY	0- 1	0- 1	1- 3				
1- 1	0- 0	0- 0	NEUTRAL	0- 0	0- 0	1- 1				
2- 12	0- 0	0- 2	CONFERENCE	0- 4	1- 3	1- 3				
2- 6	0- 0	0- 1	HOME	0- 3	1- 1	1- 1				
0- 6	0- 0	0- 1	AWAY	0- 1	0- 2	0- 2				
0- 0	0- 0	0- 0	NEUTRAL	0- 0	0- 0	0- 0				

RPI S	Opponent	Score	RPI S	Opponent	Score	RPI S	Opponent	Score	RPI S	Opponent	Score	Team's RPI: 321
37	A South Dakota St.	51 73	37	H South Dakota St.	59 76	61	H Belmont	59 85	136	A Wright St.	51 62	
						62	A South Dakota	59 87	148	A Oral Roberts	56 82	
						62	H South Dakota	55 82	148	H Oral Roberts	59 75	
						66	H IUPUI	48 62	150	A Omaha	49 63	
						80	H Western Ill.	53 75	150	H Omaha	65 62	
						99	A Kent St.	55 66	159	H Oakland	61 82	
									175	A Western Mich.	35 61	
									189	A Illinois	33 56	
									235	N Miami (OH)	47 69	
									243	A Butler	64 70	
									271	H Coastal Caro.	57 72	
									289	A North Dakota St.	56 68	
									289	H North Dakota St.	72 68	
									299	N Eastern Ky.	68 59	
									310	A Denver	50 78	
									310	H Denver	72 78	
									322	A Ill.-Chicago	61 55	
LAST 12 Division I GAMES:												
37	H South Dakota St.	59 76	150	H Omaha	65 62							
150	A Omaha	49 63	148	H Oral Roberts	59 75							
289	H North Dakota St.	72 68	62	A South Dakota	59 87							
62	H South Dakota	55 82	310	H Denver	72 78							
310	A Denver	50 78	289	A North Dakota St.	56 68							
66	H IUPUI	48 62	37	A South Dakota St.	51 73							

Non-Div I Games: Defiance 76 58 Trine 71 80

Fort Wayne

Loss, Non-Conf, S Site, H Home A Away N Neutral

Average RPI Win:	230	WON-LOST	WINNING	LAST 10	STRENGTH OF	OPP. STRENGTH	TEAM	ADJ.	CONF.	ADJ CONF.
Average RPI Loss:	120	RECORD	PCT. RANK	GAMES	SCHEDULE	OF SCHEDULE	RPI	RPI	RPI	RPI
DIV. I ONLY	12- 12	169	4- 6	168	157	174	174	13	13	
DIV. I NON-CONF.	5- 4	143	0- 0	134	162	141	141	15	15	
TOTALS	RPI 1-25	RPI 26-50	W-L RECORDS	RPI 51-100	RPI 101-150	RPI 150+				
12- 12	0- 1	0- 0	OVERALL	1- 4	2- 3	9- 4				
5- 6	0- 0	0- 0	HOME	0- 2	2- 1	3- 3				
5- 6	0- 1	0- 0	AWAY	0- 2	0- 2	5- 1				
2- 0	0- 0	0- 0	NEUTRAL	1- 0	0- 0	1- 0				
5- 4	0- 1	0- 0	NON-CONFERENCE	1- 1	1- 0	3- 2				
1- 3	0- 0	0- 0	HOME	0- 1	1- 0	0- 2				
2- 1	0- 1	0- 0	AWAY	0- 0	0- 0	2- 0				
2- 0	0- 0	0- 0	NEUTRAL	1- 0	0- 0	1- 0				
7- 8	0- 0	0- 0	CONFERENCE	0- 3	1- 3	6- 2				
4- 3	0- 0	0- 0	HOME	0- 1	1- 1	3- 1				
3- 5	0- 0	0- 0	AWAY	0- 2	0- 2	3- 1				
0- 0	0- 0	0- 0	NEUTRAL	0- 0	0- 0	0- 0				

RPI 1-25				RPI 26-50				RPI 51-100				RPI 101+				Team's RPI: 174	
RPI	S	Opponent	Score	RPI	S	Opponent	Score	RPI	S	Opponent	Score	RPI	S	Opponent	Score		
6	A	Washington	54 85					53	A	Colorado St.	56 73	115	A	Wyoming	48 70		
								53	H	Colorado St.	64 66	115	H	Wyoming	52 47		
								61	N	Belmont	62 53	141	A	New Mexico	57 66		
								68	A	Boise St.	66 67	141	H	New Mexico	54 80		
								70	H	Utah	55 65	145	H	San Francisco	61 48		
												170	H	CSUN	57 61		
												192	H	Utah St.	47 52		
												195	A	San Jose St.	68 77		
												195	H	San Jose St.	88 74		
												219	A	Weber St.	60 57		
												229	A	Pacific	74 67		
												234	H	UC Santa Barbara	49 50		
												261	A	San Diego St.	59 51		
												287	A	Nevada	71 70		
												287	H	Nevada	68 54		
												320	N	UC Irvine	63 45		
												323	A	Air Force	72 56		
												323	H	Air Force	63 40		
LAST 12 Division I GAMES:																	
141	A	New Mexico	57 66	192	H	Utah St.	47 52										
195	A	San Jose St.	68 77	287	H	Nevada	68 54										
53	H	Colorado St.	64 66	53	A	Colorado St.	56 73										
115	H	Wyoming	52 47	68	A	Boise St.	66 67										
261	A	San Diego St.	59 51	323	H	Air Force	63 40										
323	A	Air Force	72 56	195	H	San Jose St.	88 74										

Non-Div I Games: Biola 71 50 Cal St. Dom. Hills 73 60

Fresno St.

Loss, Non-Conf, S Site, H Home A Away N Neutral

Average RPI Win: 253	WON-LOST	WINNING	LAST 10	STRENGTH OF	OPP. STRENGTH	TEAM	ADJ.	CONF.	ADJ CONF.
Average RPI Loss: 157	RECORD	PCT. RANK	GAMES	SCHEDULE	OF SCHEDULE	RPI	RPI	RPI	RPI
DIV. I ONLY	11- 14	208	3- 5	246	229	241	241	17	17
DIV. I NON-CONF.	4- 9	248	0- 1	280	234	311	311	20	20
TOTALS	RPI 1-25	RPI 26-50	W-L RECORDS	RPI 51-100	RPI 101-150	RPI 150+			
11- 14	0- 0	0- 1	OVERALL	1- 4	0- 3	10- 6			
9- 4	0- 0	0- 0	HOME	1- 1	0- 1	8- 2			
2- 9	0- 0	0- 1	AWAY	0- 0	0- 0	2- 0			
0- 1	0- 0	0- 0	NEUTRAL	0- 0	0- 1	0- 0			
4- 9	0- 0	0- 1	NON-CONFERENCE	0- 2	0- 3	4- 3			
4- 2	0- 0	0- 0	HOME	0- 0	0- 1	4- 1			
0- 6	0- 0	0- 1	AWAY	0- 2	0- 1	0- 2			
0- 1	0- 0	0- 0	NEUTRAL	0- 0	0- 1	0- 0			
7- 5	0- 0	0- 0	CONFERENCE	1- 2	0- 0	6- 3			
5- 2	0- 0	0- 0	HOME	1- 1	0- 0	4- 1			
2- 3	0- 0	0- 0	AWAY	0- 1	0- 0	2- 2			
0- 0	0- 0	0- 0	NEUTRAL	0- 0	0- 0	0- 0			

RPI S	Opponent	Score	RPI S	Opponent	Score	RPI S	Opponent	Score	RPI S	Opponent	Score	Team's RPI: 241
42	A Central Mich.	71 81	78	A Wake Forest	52 59	126	A Fordham	47 60				
			87	H Chattanooga	65 48	133	N Eastern Wash.	56 68				
			89	A Georgia	62 67	137	H VCU	61 75				
			93	A Mercer	52 76	194	H ETSU	64 74				
			93	H Mercer	47 68	205	A UNCG	52 65				
						205	H UNCG	65 55				
						214	A UNCW	52 56				
						225	H Richmond	48 54				
						230	A Samford	54 50				
						230	H Samford	53 48				
						248	H UNC Asheville	63 51				
						260	A Wofford	69 49				
						260	H Wofford	65 60				
						274	A Davidson	61 71				
						291	A Western Caro.	72 75				
						291	H Western Caro.	73 44				
						313	H Gardner-Webb	84 62				
						317	H USC Upstate	57 37				
						343	H N.C. Central	60 40				
LAST 12 Division I GAMES:												
42	A Central Mich.	71 81	87	H Chattanooga	65 48							
93	H Mercer	47 68	194	H ETSU	64 74							
230	H Samford	53 48	230	A Samford	54 50							
260	H Wofford	65 60	93	A Mercer	52 76							
205	A UNCG	52 65	260	A Wofford	69 49							
291	A Western Caro.	72 75	291	H Western Caro.	73 44							

Non-Div I Games: Bob Jones 95 45 Mars Hill 81 46 Newberry 67 41

Furman

Loss, Non-Conf, S Site, H Home A Away N Neutral

Ga. Southern

Through Games Of Feb. 18, 2017

Average RPI Win:	262	WON-LOST	WINNING	LAST 10	STRENGTH OF	OPP. STRENGTH	TEAM	ADJ.	CONF.	ADJ CONF.
Average RPI Loss:	156	RECORD	PCT. RANK	GAMES	SCHEDULE	OF SCHEDULE	RPI	RPI	RPI	RPI
DIV. I ONLY	11- 14	208	7- 3	220	282	227	227	21	21	
DIV. I NON-CONF.	3- 7	250	0- 0	175	321	255	255	19	19	
TOTALS	RPI 1-25	RPI 26-50	W-L RECORDS	RPI 51-100	RPI 101-150	RPI 150+				
11- 14	0- 0	0- 0	OVERALL	0- 2	0- 6	11- 6				
7- 6	0- 0	0- 0	HOME	0- 1	0- 3	7- 2				
4- 8	0- 0	0- 0	AWAY	0- 1	0- 3	4- 4				
0- 0	0- 0	0- 0	NEUTRAL	0- 0	0- 0	0- 0				
3- 7	0- 0	0- 0	NON-CONFERENCE	0- 2	0- 3	3- 2				
2- 2	0- 0	0- 0	HOME	0- 1	0- 1	2- 0				
1- 5	0- 0	0- 0	AWAY	0- 1	0- 2	1- 2				
0- 0	0- 0	0- 0	NEUTRAL	0- 0	0- 0	0- 0				
8- 7	0- 0	0- 0	CONFERENCE	0- 0	0- 3	8- 4				
5- 4	0- 0	0- 0	HOME	0- 0	0- 2	5- 2				
3- 3	0- 0	0- 0	AWAY	0- 0	0- 1	3- 2				
0- 0	0- 0	0- 0	NEUTRAL	0- 0	0- 0	0- 0				

RPI 1-25				RPI 26-50				RPI 51-100				RPI 101+				Team's RPI: 227	
RPI	S	Opponent	Score	RPI	S	Opponent	Score	RPI	S	Opponent	Score	RPI	S	Opponent	Score		
								66	A	IUPUI	57	83	105	A	Clemson	47	58
								93	H	Mercer	56	77	107	H	UT Arlington	60	69
												108	A	Troy	67	77	
												108	H	Troy	86	89	
												114	H	UCF	54	74	
												129	A	Alabama	48	66	
												160	A	Louisiana	52	79	
												160	H	Louisiana	63	60	
												172	H	Texas St.	71	69	
												209	A	Appalachian St.	48	73	
												209	H	Appalachian St.	53	50	
												238	A	South Ala.	53	45	
												238	H	South Ala.	46	55	
												247	H	Georgia St.	54	58	
												249	A	Jacksonville St.	55	67	
												250	A	Charleston So.	54	55	
												271	A	Coastal Caro.	65	62	
												271	H	Coastal Caro.	78	70	
												277	A	Savannah St.	50	45	
												280	H	N.C. A&T	65	50	
												329	A	La.-Monroe	65	44	
												329	H	La.-Monroe	76	65	
												348	H	South Carolina St.	74	58	
LAST 12 Division I GAMES:																	
				172	H	Texas St.	71	69	238	A	South Ala.	53	45				
				107	H	UT Arlington	60	69	108	A	Troy	67	77				
				271	A	Coastal Caro.	65	62	209	H	Appalachian St.	53	50				
				209	A	Appalachian St.	48	73	271	H	Coastal Caro.	78	70				
				329	H	La.-Monroe	76	65	160	A	Louisiana	52	79				
				160	H	Louisiana	63	60	329	A	La.-Monroe	65	44				

Non-Div I Games: Thomas (GA) 106 43

Ga. Southern

■ Loss,
 ■ Non-Conf, S Site,
 ■ Home
 ■ Away
 N Neutral

Average RPI Win:	305	WON-LOST	WINNING	LAST 10	STRENGTH OF	OPP. STRENGTH	TEAM	ADJ.	CONF.	ADJ CONF.
Average RPI Loss:	206	RECORD	PCT. RANK	GAMES	SCHEDULE	OF SCHEDULE	RPI	RPI	RPI	RPI
DIV. I ONLY	8- 14	251	4- 6	341	286	313	313	28	28	
DIV. I NON-CONF.	2- 6	275	0- 0	312	242	281	281	28	28	
TOTALS	RPI 1-25	RPI 26-50	W-L RECORDS	RPI 51-100	RPI 101-150	RPI 150+				
8- 14	0- 0	0- 0	OVERALL	0- 1	0- 2	8- 11				
4- 3	0- 0	0- 0	HOME	0- 0	0- 0	4- 3				
4- 9	0- 0	0- 0	AWAY	0- 1	0- 1	4- 3				
0- 2	0- 0	0- 0	NEUTRAL	0- 0	0- 0	0- 2				
2- 6	0- 0	0- 0	NON-CONFERENCE	0- 1	0- 1	2- 4				
0- 0	0- 0	0- 0	HOME	0- 0	0- 0	0- 0				
2- 4	0- 0	0- 0	AWAY	0- 1	0- 1	2- 2				
0- 2	0- 0	0- 0	NEUTRAL	0- 0	0- 0	0- 2				
6- 8	0- 0	0- 0	CONFERENCE	0- 0	0- 1	6- 7				
4- 3	0- 0	0- 0	HOME	0- 0	0- 0	4- 3				
2- 5	0- 0	0- 0	AWAY	0- 0	0- 1	2- 4				
0- 0	0- 0	0- 0	NEUTRAL	0- 0	0- 0	0- 0				

RPI 1-25			RPI 26-50			RPI 51-100			RPI 101+			Team's RPI: 313
RPI	S	Opponent	Score	RPI	S	Opponent	Score	RPI	S	Opponent	Score	
						71 A Virginia Tech	42 76	114 A UCF			52 66	
								134 A Radford			57 67	
								183 N UAB			49 59	
								200 H Campbell			61 73	
								209 N Appalachian St.			67 72	
								222 A Presbyterian			47 58	
								222 H Presbyterian			55 56	
								241 A Furman			62 84	
								242 A Liberty			63 66	
								242 H Liberty			84 82	
								248 H UNC Asheville			55 52	
								250 A Charleston So.			57 64	
								260 A Wofford			66 75	
								270 A High Point			69 71	
								270 H High Point			65 84	
								291 A Western Caro.			68 60	
								317 A USC Upstate			57 53	
								333 A Winthrop			89 54	
								333 H Winthrop			63 57	
								338 A Longwood			77 43	
								338 H Longwood			89 55	
LAST 12 Division I GAMES:												
333	H	Winthrop	63	57	200	H	Campbell	61	73			
222	A	Presbyterian	47	58	250	A	Charleston So.	57	64			
270	H	High Point	65	84	270	A	High Point	69	71			
338	H	Longwood	89	55	248	H	UNC Asheville	55	52			
242	A	Liberty	63	66	242	H	Liberty	84	82			
333	A	Winthrop	89	54	338	A	Longwood	77	43			

Non-Div I Games: Montreat 92 45 Southern Wesleyan 86 62 Converse 68 38

Gardner-Webb

Loss, Non-Conf, S Site, H Home A Away N Neutral

George Mason

Through Games Of Feb. 18, 2017

Average RPI Win: 238	WON-LOST	WINNING	LAST 10	STRENGTH OF	OPP. STRENGTH	TEAM	ADJ.	CONF.	ADJ CONF.
Average RPI Loss: 122	RECORD	PCT. RANK	GAMES	SCHEDULE	OF SCHEDULE	RPI	RPI	RPI	RPI
DIV. I ONLY	13- 15	191	4- 6	150	191	182	182	12	12
DIV. I NON-CONF.	7- 6	157	0- 0	123	288	130	130	12	12
TOTALS	RPI 1-25	RPI 26-50	W-L RECORDS	RPI 51-100	RPI 101-150	RPI 150+			
13- 15	0- 0	0- 2	OVERALL	0- 3	3- 6	10- 4			
7- 6	0- 0	0- 1	HOME	0- 1	3- 3	4- 1			
6- 8	0- 0	0- 1	AWAY	0- 1	0- 3	6- 3			
0- 1	0- 0	0- 0	NEUTRAL	0- 1	0- 0	0- 0			
7- 6	0- 0	0- 0	NON-CONFERENCE	0- 2	2- 3	5- 1			
3- 2	0- 0	0- 0	HOME	0- 0	2- 2	1- 0			
4- 3	0- 0	0- 0	AWAY	0- 1	0- 1	4- 1			
0- 1	0- 0	0- 0	NEUTRAL	0- 1	0- 0	0- 0			
6- 9	0- 0	0- 2	CONFERENCE	0- 1	1- 3	5- 3			
4- 4	0- 0	0- 1	HOME	0- 1	1- 1	3- 1			
2- 5	0- 0	0- 1	AWAY	0- 0	0- 2	2- 2			
0- 0	0- 0	0- 0	NEUTRAL	0- 0	0- 0	0- 0			

RPI S	Opponent	Score	RPI S	Opponent	Score	RPI S	Opponent	Score	RPI S	Opponent	Score	Team's RPI: 182
46	A George Washington	49 80	46	H George Washington	71 79	52	H Dayton	48 60	103	A Saint Louis	50 89	
						57	A Georgetown	56 69	110	H SFA	76 77	
						59	N Drexel	71 82	111	H Arizona	70 81	
									120	H Navy	68 64	
									126	H Fordham	49 53	
									130	A Delaware	51 67	
									132	A Duquesne	57 76	
									134	H Radford	70 56	
									137	H VCU	70 59	
									165	A La Salle	57 59	
									169	A Detroit Mercy	55 54	
									193	A Towson	75 79	
									225	A Richmond	54 50	
									225	H Richmond	58 70	
									231	H St. Bonaventure	52 49	
									273	H Norfolk St.	60 33	
									274	A Davidson	54 58	
									274	H Davidson	59 55	
									283	A FIU	67 51	
									292	A Massachusetts	66 55	
									306	A Illinois St.	72 46	
									307	H Rhode Island	60 51	
									337	A LIU Brooklyn	64 48	
LAST 12 Division I GAMES:												
46	A George Washington	49 80	52	H Dayton	48 60							
307	H Rhode Island	60 51	225	A Richmond	54 50							
225	H Richmond	58 70	274	A Davidson	54 58							
274	H Davidson	59 55	137	H VCU	70 59							
132	A Duquesne	57 76	46	H George Washington	71 79							
165	A La Salle	57 59	126	H Fordham	49 53							

Non-Div I Games:

George Mason

■ Loss,
 ■ Non-Conf,
 ■ S Site,
 ■ H Home
 ■ A Away
 N Neutral

Average RPI Win: 170	WON-LOST	WINNING	LAST 10	STRENGTH OF	OPP. STRENGTH	TEAM	ADJ.	CONF.	ADJ CONF.
Average RPI Loss: 79	RECORD	PCT. RANK	GAMES	SCHEDULE	OF SCHEDULE	RPI	RPI	RPI	RPI
DIV. I ONLY	19- 8	68	8- 2	81	88	46	46	12	12
DIV. I NON-CONF.	7- 5	137	0- 0	43	29	69	69	12	12
TOTALS	RPI 1-25	RPI 26-50	W-L RECORDS	RPI 51-100	RPI 101-150	RPI 150+			
19- 8	0- 1	1- 2	OVERALL	3- 2	5- 2	10- 1			
11- 2	0- 1	0- 0	HOME	1- 0	4- 1	6- 0			
6- 5	0- 0	1- 1	AWAY	0- 2	1- 1	4- 1			
2- 1	0- 0	0- 1	NEUTRAL	2- 0	0- 0	0- 0			
7- 5	0- 1	1- 2	NON-CONFERENCE	2- 1	1- 0	3- 1			
4- 1	0- 1	0- 0	HOME	0- 0	1- 0	3- 0			
1- 3	0- 0	1- 1	AWAY	0- 1	0- 0	0- 1			
2- 1	0- 0	0- 1	NEUTRAL	2- 0	0- 0	0- 0			
12- 3	0- 0	0- 0	CONFERENCE	1- 1	4- 2	7- 0			
7- 1	0- 0	0- 0	HOME	1- 0	3- 1	3- 0			
5- 2	0- 0	0- 0	AWAY	0- 1	1- 1	4- 0			
0- 0	0- 0	0- 0	NEUTRAL	0- 0	0- 0	0- 0			

RPI 1-25				RPI 26-50				Team's RPI: 46				RPI 51-100				RPI 101+			
RPI	S	Opponent	Score	RPI	S	Opponent	Score	RPI	S	Opponent	Score	RPI	S	Opponent	Score	RPI	S	Opponent	Score
11	H	Stanford	52 71	30	N	Syracuse	71 74	52	A	Dayton	48 50	103	A	Saint Louis	59 67				
				37	A	South Dakota St.	55 60	52	H	Dayton	52 39	104	H	Saint Joseph's	53 44				
				50	A	Villanova	72 69	56	N	Western Ky.	68 49	113	H	Princeton	56 45				
								57	A	Georgetown	57 72	126	H	Fordham	63 46				
								96	N	FGCU	76 47	132	A	Duquesne	75 40				
												132	H	Duquesne	63 73				
												137	H	VCU	81 67				
												165	A	La Salle	79 65				
												182	A	George Mason	79 71				
												182	H	George Mason	80 49				
												189	H	Illinois	72 56				
												210	A	American	61 66				
												231	H	St. Bonaventure	63 57				
												258	H	Loyola Maryland	74 64				
												274	H	Davidson	76 62				
												284	H	Coppin St.	77 46				
												292	A	Massachusetts	60 54				
												307	A	Rhode Island	72 44				
LAST 12 Division I GAMES:																			
182	H	George Mason	80 49	132	H	Duquesne	63 73												
231	H	St. Bonaventure	63 57	103	A	Saint Louis	59 67												
52	H	Dayton	52 39	292	A	Massachusetts	60 54												
307	A	Rhode Island	72 44	274	H	Davidson	76 62												
165	A	La Salle	79 65	182	A	George Mason	79 71												
126	H	Fordham	63 46	52	A	Dayton	48 50												

Non-Div I Games:

George Washington

■ Loss,
 ■ Non-Conf, S Site,
 ■ Home
 ■ Away
 N Neutral

Average RPI Win: 165	WON-LOST	WINNING	LAST 10	STRENGTH OF	OPP. STRENGTH	TEAM	ADJ.	CONF.	ADJ CONF.
Average RPI Loss: 48	RECORD	PCT. RANK	GAMES	SCHEDULE	OF SCHEDULE	RPI	RPI	RPI	RPI
DIV. I ONLY	16- 9	100	7- 3	72	66	57	57	7	7
DIV. I NON-CONF.	8- 2	49	0- 0	58	77	12	12	7	7
TOTALS	RPI 1-25	RPI 26-50	W-L RECORDS	RPI 51-100	RPI 101-150	RPI 150+			
16- 9	0- 3	2- 2	OVERALL	1- 4	3- 0	10- 0			
7- 4	0- 2	2- 1	HOME	0- 1	1- 0	4- 0			
7- 5	0- 1	0- 1	AWAY	0- 3	1- 0	6- 0			
2- 0	0- 0	0- 0	NEUTRAL	1- 0	1- 0	0- 0			
8- 2	0- 0	1- 0	NON-CONFERENCE	1- 2	3- 0	3- 0			
3- 0	0- 0	1- 0	HOME	0- 0	1- 0	1- 0			
3- 2	0- 0	0- 0	AWAY	0- 2	1- 0	2- 0			
2- 0	0- 0	0- 0	NEUTRAL	1- 0	1- 0	0- 0			
8- 7	0- 3	1- 2	CONFERENCE	0- 2	0- 0	7- 0			
4- 4	0- 2	1- 1	HOME	0- 1	0- 0	3- 0			
4- 3	0- 1	0- 1	AWAY	0- 1	0- 0	4- 0			
0- 0	0- 0	0- 0	NEUTRAL	0- 0	0- 0	0- 0			

RPI 1-25				RPI 26-50				RPI 51-100 Team's RPI: 57				RPI 101+			
RPI	S	Opponent	Score	RPI	S	Opponent	Score	RPI	S	Opponent	Score	RPI	S	Opponent	Score
17	H	DePaul	53 76	45	H	Marquette	77 84	64	A	Minnesota	60 68	129	H	Alabama	70 59
22	A	Creighton	68 70	46	H	George Washington	72 57	71	A	Virginia Tech	63 73	130	A	Delaware	54 46
22	H	Creighton	59 67	50	A	Villanova	50 71	72	A	St. John's (NY)	54 65	136	N	Wright St.	67 60
				50	H	Villanova	54 49	72	H	St. John's (NY)	66 71	178	A	Providence	71 39
								75	N	Penn St.	68 54	178	H	Providence	72 70
												181	A	Xavier	69 64
												182	H	George Mason	69 56
												193	A	Towson	75 59
												197	A	Seton Hall	77 60
												197	H	Seton Hall	77 58
												243	A	Butler	58 52
												243	H	Butler	83 72
												283	A	FIU	66 53
LAST 12 Division I GAMES:															
243	H	Butler	83 72	243	A	Butler	58 52								
72	A	St. John's (NY)	54 65	181	A	Xavier	69 64								
197	A	Seton Hall	77 60	197	H	Seton Hall	77 58								
22	H	Creighton	59 67	72	H	St. John's (NY)	66 71								
178	H	Providence	72 70	178	A	Providence	71 39								
50	H	Villanova	54 49	22	A	Creighton	68 70								

Non-Div I Games:

Georgetown

Average RPI Win:	142	WON-LOST	WINNING	LAST 10	STRENGTH OF	OPP. STRENGTH	TEAM	ADJ.	CONF.	ADJ CONF.
Average RPI Loss:	53	RECORD	PCT. RANK	GAMES	SCHEDULE	OF SCHEDULE	RPI	RPI	RPI	RPI
DIV. I ONLY	13- 13	169	3- 7	40	21	89	89	2	2	
DIV. I NON-CONF.	8- 5	125	0- 0	159	113	142	142	2	2	
TOTALS	RPI 1-25	RPI 26-50	W-L RECORDS	RPI 51-100	RPI 101-150	RPI 150+				
13- 13	2- 6	1- 1	OVERALL	4- 4	2- 1	4- 1				
9- 5	2- 2	0- 0	HOME	3- 2	0- 0	4- 1				
3- 7	0- 4	1- 0	AWAY	0- 2	2- 1	0- 0				
1- 1	0- 0	0- 1	NEUTRAL	1- 0	0- 0	0- 0				
8- 5	0- 0	0- 1	NON-CONFERENCE	3- 3	1- 0	4- 1				
6- 2	0- 0	0- 0	HOME	2- 1	0- 0	4- 1				
1- 2	0- 0	0- 0	AWAY	0- 2	1- 0	0- 0				
1- 1	0- 0	0- 1	NEUTRAL	1- 0	0- 0	0- 0				
5- 8	2- 6	1- 0	CONFERENCE	1- 1	1- 1	0- 0				
3- 3	2- 2	0- 0	HOME	1- 1	0- 0	0- 0				
2- 5	0- 4	1- 0	AWAY	0- 0	1- 1	0- 0				
0- 0	0- 0	0- 0	NEUTRAL	0- 0	0- 0	0- 0				

RPI	S	Opponent	Score	RPI	S	Opponent	Score	RPI	S	Opponent	Score	RPI	S	Opponent	Score
3	A	Mississippi St.	49 58	35	N	South Fla.	65 81	51	A	Georgia Tech	45 52	109	A	Ole Miss	62 69
4	A	South Carolina	63 66	38	A	Auburn	57 51	54	H	Virginia	43 66	138	A	Cincinnati	51 48
4	H	South Carolina	44 62					64	N	Minnesota	70 58	141	A	Arkansas	69 66
15	A	Kentucky	61 82					69	A	Oklahoma St.	51 71	230	H	Samford	59 65
15	H	Kentucky	56 66					77	H	Florida	68 76	241	H	Furman	67 62
16	H	Texas A&M	69 59					91	H	BYU	81 51	276	H	Kennesaw St.	82 40
18	H	Tennessee	81 78					92	H	Vanderbilt	70 68	291	H	Western Caro.	78 43
24	A	Missouri	45 63					93	H	Mercer	72 64	348	H	South Carolina St.	64 50
LAST 12 Division I GAMES:															
3	A	Mississippi St.	49 58	4	H	South Carolina	44 62								
38	A	Auburn	57 51	77	H	Florida	68 76								
15	H	Kentucky	56 66	15	A	Kentucky	61 82								
18	H	Tennessee	81 78	4	A	South Carolina	63 66								
141	A	Arkansas	69 66	92	H	Vanderbilt	70 68								
109	A	Ole Miss	62 69	16	H	Texas A&M	69 59								

Non-Div I Games:

Georgia

■ Loss,
 ■ Non-Conf, S Site,
 ■ Home
 ■ Away
 N Neutral

Average RPI Win:	216	WON-LOST	WINNING	LAST 10	STRENGTH OF	OPP. STRENGTH	TEAM	ADJ.	CONF.	ADJ CONF.
Average RPI Loss:	177	RECORD	PCT. RANK	GAMES	SCHEDULE	OF SCHEDULE	RPI	RPI	RPI	RPI
DIV. I ONLY	10- 15	226	6- 4	252	215	247	247	21	21	
DIV. I NON-CONF.	3- 7	250	0- 0	206	158	262	262	19	19	
TOTALS	RPI 1-25	RPI 26-50	W-L RECORDS	RPI 51-100	RPI 101-150	RPI 150+				
10- 15	0- 0	0- 1	OVERALL	0- 2	2- 2	8- 10				
3- 9	0- 0	0- 1	HOME	0- 0	1- 1	2- 7				
6- 4	0- 0	0- 0	AWAY	0- 1	1- 1	5- 2				
1- 2	0- 0	0- 0	NEUTRAL	0- 1	0- 0	1- 1				
3- 7	0- 0	0- 1	NON-CONFERENCE	0- 2	0- 1	3- 3				
1- 3	0- 0	0- 1	HOME	0- 0	0- 0	1- 2				
1- 2	0- 0	0- 0	AWAY	0- 1	0- 1	1- 0				
1- 2	0- 0	0- 0	NEUTRAL	0- 1	0- 0	1- 1				
7- 8	0- 0	0- 0	CONFERENCE	0- 0	2- 1	5- 7				
2- 6	0- 0	0- 0	HOME	0- 0	1- 1	1- 5				
5- 2	0- 0	0- 0	AWAY	0- 0	1- 0	4- 2				
0- 0	0- 0	0- 0	NEUTRAL	0- 0	0- 0	0- 0				

RPI S	Opponent	Score	RPI S	Opponent	Score	RPI S	Opponent	Score	RPI S	Opponent	Score	Team's RPI: 247
			31 H	Elon	67 84	51 A	Georgia Tech	42 73	107 H	UT Arlington	64 59	
						75 N	Penn St.	42 69	108 A	Troy	68 65	
									108 H	Troy	69 87	
									129 A	Alabama	57 80	
									160 A	Louisiana	65 72	
									160 H	Louisiana	64 70	
									172 H	Texas St.	51 62	
									185 A	Morehead St.	68 50	
									209 A	Appalachian St.	59 55	
									209 H	Appalachian St.	63 67	
									210 N	American	59 58	
									214 H	UNCW	66 72	
									223 H	Akron	66 78	
									227 A	Ga. Southern	58 54	
									238 A	South Ala.	55 45	
									238 H	South Ala.	47 77	
									271 A	Coastal Caro.	69 48	
									271 H	Coastal Caro.	67 73	
									276 H	Kennesaw St.	62 59	
									288 N	Eastern Mich.	59 69	
									329 A	La.-Monroe	63 72	
									329 H	La.-Monroe	87 35	
LAST 12 Division I GAMES:												
107 H	UT Arlington	64 59	108 A	Troy	68 65							
172 H	Texas St.	51 62	238 A	South Ala.	55 45							
209 A	Appalachian St.	59 55	271 H	Coastal Caro.	67 73							
271 A	Coastal Caro.	69 48	209 H	Appalachian St.	63 67							
160 H	Louisiana	64 70	329 A	La.-Monroe	63 72							
329 H	La.-Monroe	87 35	160 A	Louisiana	65 72							

Non-Div I Games: Allen 96 58

Georgia St.

Loss, Non-Conf, S Site, H Home A Away N Neutral

Average RPI Win:	135	WON-LOST	WINNING	LAST 10	STRENGTH OF	OPP. STRENGTH	TEAM	ADJ.	CONF.	ADJ CONF.
Average RPI Loss:	48	RECORD	PCT. RANK	GAMES	SCHEDULE	OF SCHEDULE	RPI	RPI	RPI	RPI
DIV. I ONLY	14- 12	150	2- 8	12	39	51	51	3	3	
DIV. I NON-CONF.	11- 2	23	0- 0	64	120	26	26	4	4	
TOTALS	RPI 1-25	RPI 26-50	W-L RECORDS	RPI 51-100	RPI 101-150	RPI 150+				
14- 12	1- 5	1- 2	OVERALL	5- 2	1- 3	6- 0				
9- 5	0- 3	1- 2	HOME	3- 0	1- 0	4- 0				
3- 7	0- 2	0- 0	AWAY	1- 2	0- 3	2- 0				
2- 0	1- 0	0- 0	NEUTRAL	1- 0	0- 0	0- 0				
11- 2	1- 0	0- 1	NON-CONFERENCE	4- 0	1- 1	5- 0				
7- 1	0- 0	0- 1	HOME	2- 0	1- 0	4- 0				
2- 1	0- 0	0- 0	AWAY	1- 0	0- 1	1- 0				
2- 0	1- 0	0- 0	NEUTRAL	1- 0	0- 0	0- 0				
3- 10	0- 5	1- 1	CONFERENCE	1- 2	0- 2	1- 0				
2- 4	0- 3	1- 1	HOME	1- 0	0- 0	0- 0				
1- 6	0- 2	0- 0	AWAY	0- 2	0- 2	1- 0				
0- 0	0- 0	0- 0	NEUTRAL	0- 0	0- 0	0- 0				

RPI 1-25				RPI 26-50				RPI 51-100 Team's RPI: 51				RPI 101+			
RPI	S	Opponent	Score	RPI	S	Opponent	Score	RPI	S	Opponent	Score	RPI	S	Opponent	Score
2	A	Notre Dame	69 90	30	H	Syracuse	75 66	52	N	Dayton	81 68	105	A	Clemson	61 62
2	H	Notre Dame	38 55	32	H	North Carolina St.	67 75	54	A	Virginia	64 65	106	A	North Carolina	88 89
9	H	Duke	68 75	34	H	Michigan	52 92	71	H	Virginia Tech	87 81	113	H	Princeton	67 51
10	H	Florida St.	63 69					78	A	Wake Forest	65 70	129	A	Alabama	65 67
13	A	Louisville	51 91					79	A	Middle Tenn.	61 60	166	A	Boston College	71 67
24	N	Missouri	72 70					89	H	Georgia	52 45	208	H	Alabama St.	70 48
								93	H	Mercer	70 50	209	H	Appalachian St.	81 52
												230	H	Samford	62 57
												247	H	Georgia St.	73 42
												276	A	Kennesaw St.	86 49
LAST 12 Division I GAMES:															
106	A	North Carolina	88 89	10	H	Florida St.	63 69								
2	A	Notre Dame	69 90	78	A	Wake Forest	65 70								
32	H	North Carolina St.	67 75	13	A	Louisville	51 91								
71	H	Virginia Tech	87 81	30	H	Syracuse	75 66								
54	A	Virginia	64 65	166	A	Boston College	71 67								
105	A	Clemson	61 62	9	H	Duke	68 75								

Non-Div I Games:

Georgia Tech

■ Loss,
■ Non-Conf, S Site,
■ Home
■ Away
N Neutral

Average RPI Win: 191	WON-LOST	WINNING	LAST 10	STRENGTH OF	OPP. STRENGTH	TEAM	ADJ.	CONF.	ADJ CONF.
Average RPI Loss: 145	RECORD	PCT. RANK	GAMES	SCHEDULE	OF SCHEDULE	RPI	RPI	RPI	RPI
DIV. I ONLY	22- 5	16	9- 1	243	100	76	76	15	15
DIV. I NON-CONF.	9- 2	37	0- 0	188	34	64	64	13	13
TOTALS	RPI 1-25	RPI 26-50	W-L RECORDS	RPI 51-100	RPI 101-150	RPI 150+			
22- 5	1- 1	0- 1	OVERALL	3- 0	4- 1	14- 2			
13- 1	0- 0	0- 0	HOME	3- 0	2- 0	8- 1			
8- 2	1- 0	0- 0	AWAY	0- 0	2- 1	5- 1			
1- 2	0- 1	0- 1	NEUTRAL	0- 0	0- 0	1- 0			
9- 2	1- 1	0- 1	NON-CONFERENCE	2- 0	1- 0	5- 0			
6- 0	0- 0	0- 0	HOME	2- 0	0- 0	4- 0			
2- 0	1- 0	0- 0	AWAY	0- 0	1- 0	0- 0			
1- 2	0- 1	0- 1	NEUTRAL	0- 0	0- 0	1- 0			
13- 3	0- 0	0- 0	CONFERENCE	1- 0	3- 1	9- 2			
7- 1	0- 0	0- 0	HOME	1- 0	2- 0	4- 1			
6- 2	0- 0	0- 0	AWAY	0- 0	1- 1	5- 1			
0- 0	0- 0	0- 0	NEUTRAL	0- 0	0- 0	0- 0			

RPI 1-25				RPI 26-50				RPI 51-100				Team's RPI: 76	RPI 101+			
RPI	S	Opponent	Score	RPI	S	Opponent	Score	RPI	S	Opponent	Score		RPI	S	Opponent	Score
10	N	Florida St.	69 87	34	N	Michigan	66 78	60	H	Northwestern	67 56		124	A	St. Mary's (CA)	79 75
11	A	Stanford	68 63					91	H	BYU	87 52		124	H	St. Mary's (CA)	59 58
								94	H	Washington St.	79 61		133	A	Eastern Wash.	73 54
													145	A	San Francisco	72 77
													145	H	San Francisco	61 46
													155	A	Santa Clara	50 49
													155	H	Santa Clara	51 39
													198	A	Loyola Marymount	80 56
													198	H	Loyola Marymount	73 61
													222	H	Presbyterian	79 39
													228	A	San Diego	57 55
													229	A	Pacific	74 58
													229	H	Pacific	63 65
													254	H	Colgate	72 42
													257	A	Portland	85 50
													257	H	Portland	67 55
													298	H	Nicholls St.	78 46
													309	A	Pepperdine	69 79
													309	H	Pepperdine	83 61
													320	H	UC Irvine	102 38
													333	N	Winthrop	71 41
LAST 12 Division I GAMES:																
				229	A	Pacific	74 58						309	H	Pepperdine	83 61
				145	A	San Francisco	72 77						228	A	San Diego	57 55
				124	H	St. Mary's (CA)	59 58						257	A	Portland	85 50
				198	H	Loyola Marymount	73 61						155	H	Santa Clara	51 39
				155	A	Santa Clara	50 49						124	A	St. Mary's (CA)	79 75
				91	H	BYU	87 52						198	A	Loyola Marymount	80 56

Non-Div I Games:

Gonzaga

Average RPI Win:	293	WON-LOST	WINNING	LAST 10	STRENGTH OF	OPP. STRENGTH	TEAM	ADJ.	CONF.	ADJ CONF.
Average RPI Loss:	149	RECORD	PCT. RANK	GAMES	SCHEDULE	OF SCHEDULE	RPI	RPI	RPI	RPI
DIV. I ONLY	13- 12	164	8- 2	319	292	218	218	30	30	
DIV. I NON-CONF.	2- 9	293	0- 0	244	48	271	271	30	30	
TOTALS	RPI 1-25	RPI 26-50	W-L RECORDS	RPI 51-100	RPI 101-150	RPI 150+				
13- 12	0- 1	0- 1	OVERALL	0- 2	0- 3	13- 5				
6- 2	0- 0	0- 0	HOME	0- 0	0- 0	6- 2				
7- 8	0- 0	0- 0	AWAY	0- 0	0- 0	7- 1				
0- 2	0- 0	0- 0	NEUTRAL	0- 1	0- 1	0- 0				
2- 9	0- 1	0- 1	NON-CONFERENCE	0- 2	0- 3	2- 2				
0- 1	0- 0	0- 0	HOME	0- 0	0- 0	0- 1				
2- 6	0- 1	0- 1	AWAY	0- 1	0- 2	2- 1				
0- 2	0- 0	0- 0	NEUTRAL	0- 1	0- 1	0- 0				
11- 3	0- 0	0- 0	CONFERENCE	0- 0	0- 0	11- 3				
6- 1	0- 0	0- 0	HOME	0- 0	0- 0	6- 1				
5- 2	0- 0	0- 0	AWAY	0- 0	0- 0	5- 2				
0- 0	0- 0	0- 0	NEUTRAL	0- 0	0- 0	0- 0				

RPI S	Opponent	Score	RPI S	Opponent	Score	RPI S	Opponent	Score	RPI S	Opponent	Score	Team's RPI: 218
19 A	Miami (FL)	61 89	43 A	Tulane	56 79	58 A	Southern California	64 75	111 A	Arizona	46 73	
						90 N	SMU	36 56	126 N	Fordham	53 59	
									135 A	TCU	47 83	
									158 A	Louisiana Tech	55 69	
									208 A	Alabama St.	60 45	
									220 A	Texas Southern	61 69	
									220 H	Texas Southern	64 52	
									233 A	Southern U.	70 63	
									233 H	Southern U.	68 71	
									246 H	Ark.-Pine Bluff	56 54	
									293 A	Prairie View	49 51	
									293 H	Prairie View	60 55	
									298 H	Nicholls St.	60 71	
									301 A	Alcorn	67 63	
									301 H	Alcorn	86 63	
									311 H	Mississippi Val.	88 67	
									327 A	Southeastern La.	87 71	
									329 A	La.-Monroe	59 54	
									346 A	Jackson St.	60 57	
									346 H	Jackson St.	90 85	
									349 A	Alabama A&M	68 53	
LAST 12 Division I GAMES:												
346 A	Jackson St.	60 57	246 H	Ark.-Pine Bluff	56 54							
293 H	Prairie View	60 55	346 H	Jackson St.	90 85							
220 H	Texas Southern	64 52	293 A	Prairie View	49 51							
301 A	Alcorn	67 63	220 A	Texas Southern	61 69							
233 A	Southern U.	70 63	301 H	Alcorn	86 63							
311 H	Mississippi Val.	88 67	233 H	Southern U.	68 71							

Non-Div I Games:

Grambling

Grand Canyon

Through Games Of Feb. 18, 2017

Average RPI Win: 285	WON-LOST	WINNING	LAST 10	STRENGTH OF	OPP. STRENGTH	TEAM	ADJ.	CONF.	ADJ CONF.
Average RPI Loss: 167	RECORD	PCT. RANK	GAMES	SCHEDULE	OF SCHEDULE	RPI	RPI	RPI	RPI
DIV. I ONLY	13- 10	137	5- 5	307	302	221	221	29	29
DIV. I NON-CONF.	7- 5	137	0- 0	290	203	194	194	29	29
TOTALS	RPI 1-25	RPI 26-50	W-L RECORDS	RPI 51-100	RPI 101-150	RPI 150+			
13- 10	0- 2	0- 0	OVERALL	0- 0	1- 0	12- 8			
11- 2	0- 1	0- 0	HOME	0- 0	1- 0	10- 1			
2- 8	0- 1	0- 0	AWAY	0- 0	0- 0	2- 7			
0- 0	0- 0	0- 0	NEUTRAL	0- 0	0- 0	0- 0			
7- 5	0- 2	0- 0	NON-CONFERENCE	0- 0	1- 0	6- 3			
6- 1	0- 1	0- 0	HOME	0- 0	1- 0	5- 0			
1- 4	0- 1	0- 0	AWAY	0- 0	0- 0	1- 3			
0- 0	0- 0	0- 0	NEUTRAL	0- 0	0- 0	0- 0			
6- 5	0- 0	0- 0	CONFERENCE	0- 0	0- 0	6- 5			
5- 1	0- 0	0- 0	HOME	0- 0	0- 0	5- 1			
1- 4	0- 0	0- 0	AWAY	0- 0	0- 0	1- 4			
0- 0	0- 0	0- 0	NEUTRAL	0- 0	0- 0	0- 0			

RPI 1-25				RPI 26-50				RPI 51-100				RPI 101+ Team's RPI: 221			
RPI	S	Opponent	Score	RPI	S	Opponent	Score	RPI	S	Opponent	Score	RPI	S	Opponent	Score
6	H	Washington	66 101									123	H	Idaho	64 60
9	A	Duke	47 90									162	A	New Mexico St.	60 67
												162	H	New Mexico St.	65 81
												164	A	UC Riverside	64 77
												167	A	Rice	50 64
												215	A	Seattle U	60 86
												215	H	Seattle U	82 77
												251	A	UTRGV	49 52
												251	H	UTRGV	60 59
												263	A	Hawaii	47 51
												267	H	Cal Poly	64 59
												275	A	CSU Bakersfield	59 74
												295	A	Southern Utah	76 73
												301	H	Alcorn	77 44
												305	H	Northern Ariz.	76 65
												310	H	Denver	73 70
												318	H	UMKC	75 64
												328	H	Fla. Atlantic	81 60
												331	A	Utah Valley	62 46
												331	H	Utah Valley	60 42
												336	H	Chicago St.	57 39
LAST 12 Division I GAMES:															
331	H	Utah Valley	60 42	318	H	UMKC	75 64								
215	H	Seattle U	82 77	215	A	Seattle U	60 86								
162	A	New Mexico St.	60 67	251	H	UTRGV	60 59								
251	A	UTRGV	49 52	162	H	New Mexico St.	65 81								
275	A	CSU Bakersfield	59 74	331	A	Utah Valley	62 46								
336	H	Chicago St.	57 39	263	A	Hawaii	47 51								

Non-Div I Games: Chaminade 85 55

Grand Canyon

■ Loss,
 ■ Non-Conf, S Site,
 ■ Home
 ■ Away
 N Neutral

Green Bay

Through Games of Feb. 19, 1917

Average RPI Win:	172	WON-LOST	WINNING	LAST 10	STRENGTH OF	OPP. STRENGTH	TEAM	ADJ.	CONF.	ADJ CONF.
Average RPI Loss:	137	RECORD	PCT. RANK	GAMES	SCHEDULE	OF SCHEDULE	RPI	RPI	RPI	RPI
DIV. I ONLY	21- 5	20	3- 4	80	154	33	33	20	20	
DIV. I NON-CONF.	9- 2	37	0- 1	11	19	5	5	21	21	
TOTALS	RPI 1-25	RPI 26-50	W-L RECORDS	RPI 51-100	RPI 101-150	RPI 150+				
21- 5	0- 1	5- 0	OVERALL	2- 0	2- 1	12- 3				
12- 1	0- 0	3- 0	HOME	0- 0	2- 0	7- 1				
9- 4	0- 1	2- 0	AWAY	2- 0	0- 1	5- 2				
0- 0	0- 0	0- 0	NEUTRAL	0- 0	0- 0	0- 0				
9- 2	0- 1	5- 0	NON-CONFERENCE	2- 0	0- 0	2- 1				
4- 1	0- 0	3- 0	HOME	0- 0	0- 0	1- 1				
5- 1	0- 1	2- 0	AWAY	2- 0	0- 0	1- 0				
0- 0	0- 0	0- 0	NEUTRAL	0- 0	0- 0	0- 0				
12- 3	0- 0	0- 0	CONFERENCE	0- 0	2- 1	10- 2				
8- 0	0- 0	0- 0	HOME	0- 0	2- 0	6- 0				
4- 3	0- 0	0- 0	AWAY	0- 0	0- 1	4- 2				
0- 0	0- 0	0- 0	NEUTRAL	0- 0	0- 0	0- 0				

RPI	S	Opponent	Score	RPI	S	Opponent	Score	Team's RPI: 33	RPI	S	Opponent	Score	RPI	S	Opponent	Score
2	A	Notre Dame	67 71	31	H	Elon	71 56		61	A	Belmont	62 53	136	H	Wright St.	62 41
				36	H	Drake	71 48		87	A	Chattanooga	71 55	147	A	Milwaukee	60 72
				37	A	South Dakota St.	67 43						147	H	Milwaukee	89 47
				45	A	Marquette	78 63						159	A	Oakland	71 74
				48	H	Little Rock	57 31						159	H	Oakland	89 47
													169	A	Detroit Mercy	72 76
													169	H	Detroit Mercy	60 55
													180	A	Cleveland St.	65 51
													180	H	Cleveland St.	79 60
													207	H	Wisconsin	53 54
													212	A	Bradley	68 43
													243	H	Butler	61 34
													294	H	Northern Ky.	70 39
													304	A	Valparaiso	75 36
													304	H	Valparaiso	56 35
													308	A	Youngstown St.	84 51
													308	H	Youngstown St.	75 41
													322	A	Ill.-Chicago	79 65
LAST 12 Division I GAMES:																
2	A	Notre Dame	67 71	180	A	Cleveland St.	65 51									
147	A	Milwaukee	60 72	308	A	Youngstown St.	84 51									
308	H	Youngstown St.	75 41	147	H	Milwaukee	89 47									
180	H	Cleveland St.	79 60	304	H	Valparaiso	56 35									
169	A	Detroit Mercy	72 76	159	H	Oakland	89 47									
159	A	Oakland	71 74	169	H	Detroit Mercy	60 55									

Non-Div I Games:

Green Bay

■ Loss,
 ■ Non-Conf,
 ■ S Site,
 ■ H Home
 ■ A Away
 N Neutral

Average RPI Win:	269	WON-LOST	WINNING	LAST 10	STRENGTH OF	OPP. STRENGTH	TEAM	ADJ.	CONF.	ADJ CONF.
Average RPI Loss:	126	RECORD	PCT. RANK	GAMES	SCHEDULE	OF SCHEDULE	RPI	RPI	RPI	RPI
DIV. I ONLY	14- 11	139	6- 4	261	260	176	176	32	32	
DIV. I NON-CONF.	6- 7	182	0- 0	79	44	88	88	31	31	
TOTALS	RPI 1-25	RPI 26-50	W-L RECORDS	RPI 51-100	RPI 101-150	RPI 150+				
14- 11	1- 1	0- 3	OVERALL	0- 2	1- 1	12- 4				
7- 2	1- 0	0- 0	HOME	0- 0	0- 0	6- 2				
3- 9	0- 1	0- 3	AWAY	0- 2	0- 1	3- 2				
4- 0	0- 0	0- 0	NEUTRAL	0- 0	1- 0	3- 0				
6- 7	1- 1	0- 3	NON-CONFERENCE	0- 2	1- 1	4- 0				
2- 0	1- 0	0- 0	HOME	0- 0	0- 0	1- 0				
0- 7	0- 1	0- 3	AWAY	0- 2	0- 1	0- 0				
4- 0	0- 0	0- 0	NEUTRAL	0- 0	1- 0	3- 0				
8- 4	0- 0	0- 0	CONFERENCE	0- 0	0- 0	8- 4				
5- 2	0- 0	0- 0	HOME	0- 0	0- 0	5- 2				
3- 2	0- 0	0- 0	AWAY	0- 0	0- 0	3- 2				
0- 0	0- 0	0- 0	NEUTRAL	0- 0	0- 0	0- 0				

RPI 1-25				RPI 26-50				RPI 51-100				RPI 101+ Team's RPI: 176			
RPI	S	Opponent	Score	RPI	S	Opponent	Score	RPI	S	Opponent	Score	RPI	S	Opponent	Score
4	A	South Carolina	38 92	32	A	North Carolina St.	56 81	60	A	Northwestern	48 67	131	A	Old Dominion	58 61
23	H	Temple	71 65	39	A	James Madison	50 71	96	A	FGCU	49 60	140	N	Maine	58 49
				44	A	Iowa	51 84					204	A	Bethune-Cookman	56 66
												225	H	Richmond	72 45
												230	N	Samford	63 57
												244	H	Howard	62 67
												253	H	UMES	65 68
												273	A	Norfolk St.	58 57
												277	A	Savannah St.	51 55
												277	H	Savannah St.	75 46
												280	H	N.C. A&T	64 57
												284	H	Coppin St.	78 54
												319	N	Lafayette	58 55
												325	N	Saint Peter's	71 42
												343	H	N.C. Central	60 36
												347	A	Delaware St.	83 52
												348	A	South Carolina St.	51 50
												348	H	South Carolina St.	80 46
LAST 12 Division I GAMES:															
204	A	Bethune-Cookman	56 66	273	A	Norfolk St.	58 57								
244	H	Howard	62 67	343	H	N.C. Central	60 36								
348	A	South Carolina St.	51 50	347	A	Delaware St.	83 52								
277	A	Savannah St.	51 55	277	H	Savannah St.	75 46								
253	H	UMES	65 68	348	H	South Carolina St.	80 46								
284	H	Coppin St.	78 54	280	H	N.C. A&T	64 57								

Non-Div I Games:

Hampton

■ Loss,
■ Non-Conf, S Site,
■ Home
■ Away
N Neutral

Hartford

Through Games Of Feb. 18, 2017

Average RPI Win: 241	WON-LOST	WINNING	LAST 10	STRENGTH OF	OPP. STRENGTH	TEAM	ADJ.	CONF.	ADJ CONF.
Average RPI Loss: 146	RECORD	PCT. RANK	GAMES	SCHEDULE	OF SCHEDULE	RPI	RPI	RPI	RPI
DIV. I ONLY	16- 11	118	4- 6	236	247	173	173	22	22
DIV. I NON-CONF.	9- 4	85	0- 0	207	258	130	130	22	22
TOTALS	RPI 1-25	RPI 26-50	W-L RECORDS	RPI 51-100	RPI 101-150	RPI 150+			
16- 11	0- 0	0- 1	OVERALL	0- 3	1- 3	15- 4			
7- 6	0- 0	0- 1	HOME	0- 2	0- 1	7- 2			
7- 5	0- 0	0- 0	AWAY	0- 1	1- 2	6- 2			
2- 0	0- 0	0- 0	NEUTRAL	0- 0	0- 0	2- 0			
9- 4	0- 0	0- 1	NON-CONFERENCE	0- 1	1- 0	8- 2			
3- 3	0- 0	0- 1	HOME	0- 1	0- 0	3- 1			
4- 1	0- 0	0- 0	AWAY	0- 0	1- 0	3- 1			
2- 0	0- 0	0- 0	NEUTRAL	0- 0	0- 0	2- 0			
7- 7	0- 0	0- 0	CONFERENCE	0- 2	0- 3	7- 2			
4- 3	0- 0	0- 0	HOME	0- 1	0- 1	4- 1			
3- 4	0- 0	0- 0	AWAY	0- 1	0- 2	3- 1			
0- 0	0- 0	0- 0	NEUTRAL	0- 0	0- 0	0- 0			

RPI S	Opponent	Score	RPI S	Opponent	Score	RPI S	Opponent	Score	RPI S	Opponent	Score	Team's RPI: 173
			41 H	Quinnipiac	59 82	73 A	New Hampshire	50 58	130 A	Delaware	67 66	
						73 H	New Hampshire	57 62	139 A	Albany (NY)	71 82	
						96 H	FGCU	63 70	140 A	Maine	62 73	
									140 H	Maine	60 66	
									166 H	Boston College	65 56	
									177 A	Siena	80 76	
									178 H	Providence	65 77	
									186 A	Hofstra	69 67	
									196 H	Sacred Heart	81 64	
									203 A	UMBC	80 73	
									203 H	UMBC	47 64	
									217 H	Binghamton	76 73	
									226 N	Monmouth	75 72	
									239 A	Niagara	62 75	
									255 A	Stony Brook	62 40	
									255 H	Stony Brook	65 52	
									273 N	Norfolk St.	61 51	
									281 A	Vermont	70 76	
									281 H	Vermont	68 55	
									292 H	Massachusetts	75 56	
									314 A	Central Conn. St.	68 58	
									344 A	UMass Lowell	84 64	
									344 H	UMass Lowell	80 59	
LAST 12 Division I GAMES:												
			73 H	New Hampshire	57 62	139 A	Albany (NY)	71 82				
			255 A	Stony Brook	62 40	217 H	Binghamton	76 73				
			344 A	UMass Lowell	84 64	73 A	New Hampshire	50 58				
			203 H	UMBC	47 64	255 H	Stony Brook	65 52				
			140 H	Maine	60 66	140 A	Maine	62 73				
			281 A	Vermont	70 76	344 H	UMass Lowell	80 59				

Non-Div I Games:

Hartford

■ Loss,
 ■ Non-Conf,
 S Site,
 ■ Home
 ■ Away
 N Neutral

Average RPI Win:	179	WON-LOST	WINNING	LAST 10	STRENGTH OF	OPP. STRENGTH	TEAM	ADJ.	CONF.	ADJ CONF.
Average RPI Loss:	96	RECORD	PCT. RANK	GAMES	SCHEDULE	OF SCHEDULE	RPI	RPI	RPI	RPI
DIV. I ONLY	19- 4	14	7- 3	100	152	29	29	8	8	
DIV. I NON-CONF.	12- 1	7	2- 0	136	192	21	21	10	10	
TOTALS	RPI 1-25	RPI 26-50	W-L RECORDS	RPI 51-100	RPI 101-150	RPI 150+				
19- 4	1- 0	0- 0	OVERALL	1- 2	3- 2	14- 0				
10- 0	1- 0	0- 0	HOME	0- 0	3- 0	6- 0				
7- 4	0- 0	0- 0	AWAY	0- 2	0- 2	7- 0				
2- 0	0- 0	0- 0	NEUTRAL	1- 0	0- 0	1- 0				
12- 1	1- 0	0- 0	NON-CONFERENCE	1- 1	1- 0	9- 0				
5- 0	1- 0	0- 0	HOME	0- 0	1- 0	3- 0				
5- 1	0- 0	0- 0	AWAY	0- 1	0- 0	5- 0				
2- 0	0- 0	0- 0	NEUTRAL	1- 0	0- 0	1- 0				
7- 3	0- 0	0- 0	CONFERENCE	0- 1	2- 2	5- 0				
5- 0	0- 0	0- 0	HOME	0- 0	2- 0	3- 0				
2- 3	0- 0	0- 0	AWAY	0- 1	0- 2	2- 0				
0- 0	0- 0	0- 0	NEUTRAL	0- 0	0- 0	0- 0				

RPI 1-25				RPI 26-50				Team's RPI: 29				RPI 51-100				RPI 101+			
RPI	S	Opponent	Score	RPI	S	Opponent	Score	RPI	S	Opponent	Score	RPI	S	Opponent	Score	RPI	S	Opponent	Score
23	H	Temple	73 62									64	A	Minnesota	87 103	113	A	Princeton	58 63
												81	N	Buffalo	74 62	119	A	Cornell	52 57
												88	A	Penn	43 63	119	H	Cornell	62 59
																140	H	Maine	69 62
																144	H	Yale	76 56
																154	A	Kansas	69 59
																163	H	Brown	69 59
																165	A	La Salle	66 64
																177	A	Siena	65 58
																179	A	Columbia	58 55
																179	H	Columbia	70 68
																184	H	Fairfield	58 44
																196	A	Sacred Heart	68 60
																230	H	Samford	57 52
																236	A	Dartmouth	70 61
																236	H	Dartmouth	70 65
																240	A	Boston U.	65 52
																248	N	UNC Asheville	79 62
																315	H	NJIT	59 38
LAST 12 Division I GAMES:																			
119	A	Cornell	52 57	179	H	Columbia	70 68												
179	A	Columbia	58 55	119	H	Cornell	62 59												
144	H	Yale	76 56	236	A	Dartmouth	70 61												
163	H	Brown	69 59	165	A	La Salle	66 64												
113	A	Princeton	58 63	236	H	Dartmouth	70 65												
88	A	Penn	43 63	81	N	Buffalo	74 62												

Non-Div I Games:

Harvard

■ Loss,
 ■ Non-Conf, S Site,
 ■ Home
 ■ Away
 N Neutral

Average RPI Win:	269	WON-LOST	WINNING	LAST 10	STRENGTH OF	OPP. STRENGTH	TEAM	ADJ.	CONF.	ADJ CONF.
Average RPI Loss:	140	RECORD	PCT. RANK	GAMES	SCHEDULE	OF SCHEDULE	RPI	RPI	RPI	RPI
DIV. I ONLY	7- 17	286	3- 7	127	226	263	263	25	25	
DIV. I NON-CONF.	3- 8	262	0- 0	63	114	222	222	23	23	
TOTALS	RPI 1-25	RPI 26-50	W-L RECORDS	RPI 51-100	RPI 101-150	RPI 150+				
7- 17	0- 2	0- 1	OVERALL	0- 2	0- 3	7- 9				
6- 7	0- 1	0- 1	HOME	0- 0	0- 1	6- 4				
1- 10	0- 1	0- 0	AWAY	0- 2	0- 2	1- 5				
0- 0	0- 0	0- 0	NEUTRAL	0- 0	0- 0	0- 0				
3- 8	0- 2	0- 1	NON-CONFERENCE	0- 2	0- 0	3- 3				
3- 3	0- 1	0- 1	HOME	0- 0	0- 0	3- 1				
0- 5	0- 1	0- 0	AWAY	0- 2	0- 0	0- 2				
0- 0	0- 0	0- 0	NEUTRAL	0- 0	0- 0	0- 0				
4- 9	0- 0	0- 0	CONFERENCE	0- 0	0- 3	4- 6				
3- 4	0- 0	0- 0	HOME	0- 0	0- 1	3- 3				
1- 5	0- 0	0- 0	AWAY	0- 0	0- 2	1- 3				
0- 0	0- 0	0- 0	NEUTRAL	0- 0	0- 0	0- 0				

RPI 1-25				RPI 26-50				RPI 51-100				RPI 101+ Team's RPI: 263			
RPI	S	Opponent	Score	RPI	S	Opponent	Score	RPI	S	Opponent	Score	RPI	S	Opponent	Score
3	H	Mississippi St.	41 66	27	H	Oregon	49 86	58	A	Southern California	44 76	101	A	UC Davis	55 70
12	A	UCLA	49 72					68	A	Boise St.	49 61	101	H	UC Davis	50 69
												118	A	Long Beach St.	57 68
												162	H	New Mexico St.	56 53
												164	A	UC Riverside	45 63
												164	H	UC Riverside	59 79
												170	A	CSUN	56 67
												170	H	CSUN	49 60
												195	H	San Jose St.	61 77
												221	H	Grand Canyon	51 47
												234	A	UC Santa Barbara	62 74
												234	H	UC Santa Barbara	52 67
												267	A	Cal Poly	87 79
												267	H	Cal Poly	66 57
												275	A	CSU Bakersfield	51 58
												287	A	Nevada	59 67
												308	H	Youngstown St.	72 50
												320	H	UC Irvine	79 62
												340	H	Cal St. Fullerton	60 50
LAST 12 Division I GAMES:															
170	H	CSUN	49 60	267	H	Cal Poly	66 57								
101	H	UC Davis	50 69	320	H	UC Irvine	79 62								
234	H	UC Santa Barbara	52 67	234	A	UC Santa Barbara	62 74								
164	H	UC Riverside	59 79	267	A	Cal Poly	87 79								
170	A	CSUN	56 67	340	H	Cal St. Fullerton	60 50								
164	A	UC Riverside	45 63	101	A	UC Davis	55 70								

Non-Div I Games: Hawaii Pacific 88 54

Hawaii

Loss, Non-Conf, S Site, H Home A Away N Neutral

Average RPI Win:	288	WON-LOST	WINNING	LAST 10	STRENGTH OF	OPP. STRENGTH	TEAM	ADJ.	CONF.	ADJ CONF.
Average RPI Loss:	184	RECORD	PCT. RANK	GAMES	SCHEDULE	OF SCHEDULE	RPI	RPI	RPI	RPI
DIV. I ONLY	9- 14	234	7- 3	264	308	270	270	28	28	
DIV. I NON-CONF.	0- 9	335	0- 0	162	206	333	333	28	28	
TOTALS	RPI 1-25	RPI 26-50	W-L RECORDS	RPI 51-100	RPI 101-150	RPI 150+				
9- 14	0- 0	0- 1	OVERALL	0- 1	0- 3	9- 9				
5- 6	0- 0	0- 1	HOME	0- 0	0- 1	5- 4				
4- 8	0- 0	0- 0	AWAY	0- 0	0- 0	4- 0				
0- 0	0- 0	0- 0	NEUTRAL	0- 0	0- 0	0- 0				
0- 9	0- 0	0- 1	NON-CONFERENCE	0- 1	0- 2	0- 5				
0- 4	0- 0	0- 1	HOME	0- 0	0- 1	0- 2				
0- 5	0- 0	0- 0	AWAY	0- 1	0- 1	0- 3				
0- 0	0- 0	0- 0	NEUTRAL	0- 0	0- 0	0- 0				
9- 5	0- 0	0- 0	CONFERENCE	0- 0	0- 1	9- 4				
5- 2	0- 0	0- 0	HOME	0- 0	0- 0	5- 2				
4- 3	0- 0	0- 0	AWAY	0- 0	0- 1	4- 2				
0- 0	0- 0	0- 0	NEUTRAL	0- 0	0- 0	0- 0				

RPI S	Opponent	Score	RPI S	Opponent	Score	RPI S	Opponent	Score	RPI S	Opponent	Score	Team's RPI: 270
49	H Ohio	48 76	55	A West Virginia	59 82	109	A Ole Miss	62 73	116	H Stetson	47 81	
						134	A Radford	56 59	183	A UAB	66 75	
						200	A Campbell	33 58	200	H Campbell	53 69	
						205	H UNCG	67 69	222	H Presbyterian	87 60	
						242	A Liberty	74 81	242	H Liberty	78 69	
						248	A UNC Asheville	76 60	248	H UNC Asheville	81 70	
						250	H Charleston So.	68 74	273	H Norfolk St.	60 63	
						274	A Davidson	72 82	291	A Western Caro.	64 73	
						313	A Gardner-Webb	84 65	313	H Gardner-Webb	71 69	
						333	A Winthrop	70 57	333	H Winthrop	88 43	
						338	A Longwood	80 49				
LAST 12 Division I GAMES:												
200	H Campbell	53 69	222	H Presbyterian	87 60							
242	H Liberty	78 69	200	A Campbell	33 58							
313	A Gardner-Webb	84 65	313	H Gardner-Webb	71 69							
333	A Winthrop	70 57	134	A Radford	56 59							
248	H UNC Asheville	81 70	248	A UNC Asheville	76 60							
338	A Longwood	80 49	250	H Charleston So.	68 74							

Non-Div I Games: Spring Hill 74 58 Brevard 89 42

High Point

Loss, Non-Conf, S Site, H Home A Away N Neutral

Hofstra

Through Games Of Feb. 18, 2017

Average RPI Win: 207	WON-LOST	WINNING	LAST 10	STRENGTH OF	OPP. STRENGTH	TEAM	ADJ.	CONF.	ADJ CONF.
Average RPI Loss: 122	RECORD	PCT. RANK	GAMES	SCHEDULE	OF SCHEDULE	RPI	RPI	RPI	RPI
DIV. I ONLY	10- 15	226	2- 8	97	158	186	186	9	9
DIV. I NON-CONF.	7- 4	114	0- 0	180	324	120	120	8	8
TOTALS	RPI 1-25	RPI 26-50	W-L RECORDS	RPI 51-100	RPI 101-150	RPI 150+			
10- 15	0- 0	0- 4	OVERALL	0- 2	2- 3	8- 6			
6- 6	0- 0	0- 2	HOME	0- 0	0- 1	6- 3			
4- 9	0- 0	0- 2	AWAY	0- 2	2- 2	2- 3			
0- 0	0- 0	0- 0	NEUTRAL	0- 0	0- 0	0- 0			
7- 4	0- 0	0- 0	NON-CONFERENCE	0- 1	2- 1	5- 2			
4- 1	0- 0	0- 0	HOME	0- 0	0- 0	4- 1			
3- 3	0- 0	0- 0	AWAY	0- 1	2- 1	1- 1			
0- 0	0- 0	0- 0	NEUTRAL	0- 0	0- 0	0- 0			
3- 11	0- 0	0- 4	CONFERENCE	0- 1	0- 2	3- 4			
2- 5	0- 0	0- 2	HOME	0- 0	0- 1	2- 2			
1- 6	0- 0	0- 2	AWAY	0- 1	0- 1	1- 2			
0- 0	0- 0	0- 0	NEUTRAL	0- 0	0- 0	0- 0			

RPI 1-25			RPI 26-50			RPI 51-100			RPI 101+			Team's RPI: 186			
RPI	S	Opponent	Score	RPI	S	Opponent	Score	RPI	S	Opponent	Score	RPI	S	Opponent	Score
				31	A	Elon	61 72	59	A	Drexel	43 65	101	A	UC Davis	64 60
				31	H	Elon	53 64	81	A	Buffalo	50 74	104	A	Saint Joseph's	75 64
				39	A	James Madison	57 93					120	A	Navy	69 78
				39	H	James Madison	50 61					130	A	Delaware	45 56
												130	H	Delaware	56 73
												151	A	William & Mary	65 81
												151	H	William & Mary	64 61
												168	H	Northeastern	51 53
												173	H	Hartford	67 69
												191	A	Col. of Charleston	55 71
												191	H	Col. of Charleston	85 81
												193	A	Towson	70 61
												210	H	American	72 67
												214	H	UNCW	54 56
												224	H	Marist	62 42
												255	A	Stony Brook	67 64
												279	A	Sacramento St.	85 97
												292	H	Massachusetts	71 55
												347	H	Delaware St.	64 44
LAST 12 Division I GAMES:															
				31	A	Elon	61 72	31	H	Elon	53 64				
				130	A	Delaware	45 56	191	A	Col. of Charleston	55 71				
				191	H	Col. of Charleston	85 81	59	A	Drexel	43 65				
				151	A	William & Mary	65 81	214	H	UNCW	54 56				
				151	H	William & Mary	64 61	130	H	Delaware	56 73				
				39	H	James Madison	50 61	193	A	Towson	70 61				

Non-Div I Games:

Hofstra

Loss, Non-Conf, S Site, H Home A Away N Neutral

Holy Cross

Through Games Of Feb. 18, 2017

Average RPI Win:	239	WON-LOST	WINNING	LAST 10	STRENGTH OF	OPP. STRENGTH	TEAM	ADJ.	CONF.	ADJ CONF.
Average RPI Loss:	191	RECORD	PCT. RANK	GAMES	SCHEDULE	OF SCHEDULE	RPI	RPI	RPI	RPI
DIV. I ONLY	7- 19	296	4- 6	251	273	312	312	24	24	
DIV. I NON-CONF.	2- 9	293	0- 0	301	249	340	340	25	25	
TOTALS	RPI 1-25	RPI 26-50	W-L RECORDS	RPI 51-100	RPI 101-150	RPI 150+				
7- 19	0- 0	0- 2	OVERALL	1- 2	0- 3	6- 12				
5- 8	0- 0	0- 1	HOME	1- 1	0- 2	4- 4				
2- 11	0- 0	0- 1	AWAY	0- 1	0- 1	2- 8				
0- 0	0- 0	0- 0	NEUTRAL	0- 0	0- 0	0- 0				
2- 9	0- 0	0- 2	NON-CONFERENCE	0- 1	0- 1	2- 5				
2- 3	0- 0	0- 1	HOME	0- 1	0- 1	2- 0				
0- 6	0- 0	0- 1	AWAY	0- 0	0- 0	0- 5				
0- 0	0- 0	0- 0	NEUTRAL	0- 0	0- 0	0- 0				
5- 10	0- 0	0- 0	CONFERENCE	1- 1	0- 2	4- 7				
3- 5	0- 0	0- 0	HOME	1- 0	0- 1	2- 4				
2- 5	0- 0	0- 0	AWAY	0- 1	0- 1	2- 3				
0- 0	0- 0	0- 0	NEUTRAL	0- 0	0- 0	0- 0				

RPI S	Opponent	Score	RPI S	Opponent	Score	RPI S	Opponent	Score	RPI S	Opponent	Score	Team's RPI: 312
28	A Arizona St.	33 63	67	A Bucknell	48 77	120	A Navy	56 57				
41	H Quinnipiac	55 78	67	H Bucknell	63 51	120	H Navy	71 73				
			75	H Penn St.	48 84	144	H Yale	70 71				
						156	A Army West Point	41 60				
						156	H Army West Point	59 67				
						210	A American	61 60				
						210	H American	51 46				
						224	H Marist	50 46				
						236	A Dartmouth	49 53				
						240	H Boston U.	49 66				
						254	A Colgate	52 70				
						254	H Colgate	54 62				
						268	A Manhattan	56 60				
						281	A Vermont	52 63				
						282	A Bryant	74 76				
						292	A Massachusetts	66 69				
						302	A Lehigh	64 80				
						302	H Lehigh	65 47				
						319	A Lafayette	67 61				
						319	H Lafayette	70 85				
						344	H UMass Lowell	62 47				
LAST 12 Division I GAMES:												
210	H American	51 46	120	H Navy	71 73							
156	A Army West Point	41 60	210	A American	61 60							
302	A Lehigh	64 80	156	H Army West Point	59 67							
319	H Lafayette	70 85	302	H Lehigh	65 47							
67	H Bucknell	63 51	319	A Lafayette	67 61							
254	A Colgate	52 70	67	A Bucknell	48 77							

Non-Div I Games:

Holy Cross

Loss, Non-Conf, S Site, H Home A Away N Neutral

Average RPI Win:	210	WON-LOST	WINNING	LAST 10	STRENGTH OF	OPP. STRENGTH	TEAM	ADJ.	CONF.	ADJ CONF.
Average RPI Loss:	96	RECORD	PCT. RANK	GAMES	SCHEDULE	OF SCHEDULE	RPI	RPI	RPI	RPI
DIV. I ONLY	10- 16	237	2- 8	87	89	171	171	5	5	
DIV. I NON-CONF.	7- 6	157	0- 0	151	267	151	151	5	5	
TOTALS	RPI 1-25	RPI 26-50	W-L RECORDS	RPI 51-100	RPI 101-150	RPI 150+				
10- 16	0- 2	0- 2	OVERALL	0- 4	0- 7	10- 1				
5- 7	0- 1	0- 1	HOME	0- 2	0- 2	5- 1				
5- 8	0- 1	0- 1	AWAY	0- 2	0- 4	5- 0				
0- 1	0- 0	0- 0	NEUTRAL	0- 0	0- 1	0- 0				
7- 6	0- 0	0- 0	NON-CONFERENCE	0- 3	0- 2	7- 1				
4- 2	0- 0	0- 0	HOME	0- 1	0- 0	4- 1				
3- 3	0- 0	0- 0	AWAY	0- 2	0- 1	3- 0				
0- 1	0- 0	0- 0	NEUTRAL	0- 0	0- 1	0- 0				
3- 10	0- 2	0- 2	CONFERENCE	0- 1	0- 5	3- 0				
1- 5	0- 1	0- 1	HOME	0- 1	0- 2	1- 0				
2- 5	0- 1	0- 1	AWAY	0- 0	0- 3	2- 0				
0- 0	0- 0	0- 0	NEUTRAL	0- 0	0- 0	0- 0				

RPI	S	Opponent	Score	RPI	S	Opponent	Score	RPI	S	Opponent	Score	RPI	S	Opponent	Score	Team's RPI: 171
1	A	UConn	42 91	43	A	Tulane	56 82	85	A	UNLV	53 64	114	A	UCF	59 85	
23	H	Temple	57 69	43	H	Tulane	49 57	90	H	SMU	45 66	114	H	UCF	48 62	
								93	H	Mercer	60 64	117	N	Central Ark.	55 69	
								97	A	Texas Tech	60 84	118	A	Long Beach St.	55 65	
												138	A	Cincinnati	64 85	
												138	H	Cincinnati	62 71	
												149	A	Memphis	65 66	
												153	A	East Carolina	73 62	
												157	A	Tulsa	65 62	
												157	H	Tulsa	71 66	
												160	A	Louisiana	69 64	
												172	H	Texas St.	56 61	
												188	A	UTSA	56 49	
												191	H	Col. of Charleston	79 63	
												213	H	Rutgers	53 51	
												251	A	UTRGV	68 52	
												301	H	Alcorn	85 70	
												327	H	Southeastern La.	83 80	
LAST 12 Division I GAMES:																
157	A	Tulsa	65 62	149	A	Memphis	65 66									
138	H	Cincinnati	62 71	90	H	SMU	45 66									
114	A	UCF	59 85	23	H	Temple	57 69									
153	A	East Carolina	73 62	43	A	Tulane	56 82									
43	H	Tulane	49 57	114	H	UCF	48 62									
1	A	UConn	42 91	138	A	Cincinnati	64 85									

Non-Div I Games:

Houston

Houston Baptist

Through Games Of Feb. 18, 2017

Average RPI Win:	325	WON-LOST	WINNING	LAST 10	STRENGTH OF	OPP. STRENGTH	TEAM	ADJ.	CONF.	ADJ CONF.
Average RPI Loss:	203	RECORD	PCT. RANK	GAMES	SCHEDULE	OF SCHEDULE	RPI	RPI	RPI	RPI
DIV. I ONLY	3- 19	330	2- 8	299	300	342	342	27	27	
DIV. I NON-CONF.	0- 8	335	0- 0	157	154	329	329	27	27	
TOTALS	RPI 1-25	RPI 26-50	W-L RECORDS	RPI 51-100	RPI 101-150	RPI 150+				
3- 19	0- 2	0- 0	OVERALL	0- 0	0- 6	3- 11				
3- 8	0- 0	0- 0	HOME	0- 0	0- 3	3- 5				
0- 11	0- 0	0- 0	AWAY	0- 0	0- 0	0- 4				
0- 0	0- 0	0- 0	NEUTRAL	0- 0	0- 0	0- 0				
0- 8	0- 2	0- 0	NON-CONFERENCE	0- 0	0- 2	0- 4				
0- 4	0- 0	0- 0	HOME	0- 0	0- 1	0- 3				
0- 4	0- 2	0- 0	AWAY	0- 0	0- 1	0- 1				
0- 0	0- 0	0- 0	NEUTRAL	0- 0	0- 0	0- 0				
3- 11	0- 0	0- 0	CONFERENCE	0- 0	0- 4	3- 7				
3- 4	0- 0	0- 0	HOME	0- 0	0- 2	3- 2				
0- 7	0- 0	0- 0	AWAY	0- 0	0- 2	0- 5				
0- 0	0- 0	0- 0	NEUTRAL	0- 0	0- 0	0- 0				

























































































RPI	S	Opponent	Score	RPI	S	Opponent	Score	RPI	S	Opponent	Score	RPI	S	Opponent	Score	Team's RPI: 342
7	A	Texas	46 98					110	A	SFA	49 86					
8	A	Baylor	43 118					117	A	Central Ark.	39 83					
								117	H	Central Ark.	49 80					
								128	H	Lamar University	53 81					
								141	A	Arkansas	40 101					
								148	H	Oral Roberts	65 75					
								167	H	Rice	53 79					
								202	H	New Orleans	63 73					
								220	H	Texas Southern	34 50					
								269	A	McNeese	53 68					
								297	A	Northwestern St.	54 75					
								298	A	Nicholls St.	57 76					
								300	A	UTEP	45 75					
								303	H	A&M-Corpus Christi	56 51					
								327	H	Southeastern La.	71 87					
								329	H	La.-Monroe	65 77					
								332	A	Incarnate Word	54 69					
								332	H	Incarnate Word	68 51					
								341	A	Sam Houston St.	63 78					
								341	H	Sam Houston St.	61 51					
LAST 12 Division I GAMES:																
117	A	Central Ark.	39 83	298	A	Nicholls St.	57 76									
128	H	Lamar University	53 81	202	H	New Orleans	63 73									
341	A	Sam Houston St.	63 78	332	H	Incarnate Word	68 51									
297	A	Northwestern St.	54 75	117	H	Central Ark.	49 80									
303	H	A&M-Corpus Christi	56 51	269	A	McNeese	53 68									
332	A	Incarnate Word	54 69	327	H	Southeastern La.	71 87									

Non-Div I Games: S'western Assemblie71 52 Arlington Baptist 75 55

Houston Baptist






Loss, Non-Conf, S Site, H Home A Away N Neutral

Average RPI Win: 295	WON-LOST	WINNING	LAST 10	STRENGTH OF	OPP. STRENGTH	TEAM	ADJ.	CONF.	ADJ CONF.
Average RPI Loss: 210	RECORD	PCT. RANK	GAMES	SCHEDULE	OF SCHEDULE	RPI	RPI	RPI	RPI
DIV. I ONLY	12- 12	169	6- 4	329	341	244	244	32	32
DIV. I NON-CONF.	4- 8	230	0- 0	247	332	247	247	31	31
TOTALS	RPI 1-25	RPI 26-50	W-L RECORDS	RPI 51-100	RPI 101-150	RPI 150+			
12- 12	0- 0	0- 1	OVERALL	0- 1	0- 2	12- 8			
7- 2	0- 0	0- 0	HOME	0- 0	0- 0	7- 2			
5- 10	0- 0	0- 1	AWAY	0- 1	0- 2	5- 6			
0- 0	0- 0	0- 0	NEUTRAL	0- 0	0- 0	0- 0			
4- 8	0- 0	0- 1	NON-CONFERENCE	0- 1	0- 2	4- 4			
2- 1	0- 0	0- 0	HOME	0- 0	0- 0	2- 1			
2- 7	0- 0	0- 1	AWAY	0- 1	0- 2	2- 3			
0- 0	0- 0	0- 0	NEUTRAL	0- 0	0- 0	0- 0			
8- 4	0- 0	0- 0	CONFERENCE	0- 0	0- 0	8- 4			
5- 1	0- 0	0- 0	HOME	0- 0	0- 0	5- 1			
3- 3	0- 0	0- 0	AWAY	0- 0	0- 0	3- 3			
0- 0	0- 0	0- 0	NEUTRAL	0- 0	0- 0	0- 0			

RPI S	Opponent	Score	RPI S	Opponent	Score	RPI S	Opponent	Score	RPI S	Opponent	Score	Team's RPI: 244
			34   Michigan	41  109		55   West Virginia	49  95		119   Cornell	55  67		
									138   Cincinnati	56  66		
									163   Brown	78  83		
									176   Hampton	67 62		
									204   Bethune-Cookman	54  75		
									211   Robert Morris	42  59		
									253   UMES	72 71		
									277   Savannah St.	55 49		
									280   N.C. A&T	55  63		
									280   N.C. A&T	69 61		
									281   Vermont	64 57		
									284   Coppin St.	66 58		
									286   Mt. St. Mary's	95 62		
									315   NJIT	55  70		
									322   Ill.-Chicago	63  70		
									324   St. Francis Brooklyn	78 63		
									335   Morgan St.	72  73		
									339   Florida A&M	51  55		
									339   Florida A&M	72 58		
									343   N.C. Central	73 50		
									345   Fairleigh Dickinson	71 68		
									348   South Carolina St.	75 57		
LAST 12 Division I GAMES:												
			280   N.C. A&T	69 61		277   Savannah St.	55 49					
			335   Morgan St.	72  73		343   N.C. Central	73 50					
			176   Hampton	67 62		280   N.C. A&T	55  63					
			204   Bethune-Cookman	54  75		284   Coppin St.	66 58					
			339   Florida A&M	51  55		253   UMES	72 71					
			348   South Carolina St.	75 57		339   Florida A&M	72 58					

Non-Div I Games:

Howard

 Loss,
  Non-Conf,
  S Site,
  Home
  Away
 N Neutral

Average RPI Win:	196	WON-LOST	WINNING	LAST 10	STRENGTH OF	OPP. STRENGTH	TEAM	ADJ.	CONF.	ADJ CONF.
Average RPI Loss:	82	RECORD	PCT. RANK	GAMES	SCHEDULE	OF SCHEDULE	RPI	RPI	RPI	RPI
DIV. I ONLY	18- 7	60	9- 1	155	121	66	66	11	11	
DIV. I NON-CONF.	8- 3	67	0- 0	125	141	72	72	9	9	
TOTALS	RPI 1-25	RPI 26-50	W-L RECORDS	RPI 51-100	RPI 101-150	RPI 150+				
18- 7	1- 0	1- 2	OVERALL	3- 3	3- 2	10- 0				
9- 2	1- 0	1- 1	HOME	1- 1	2- 0	4- 0				
9- 5	0- 0	0- 1	AWAY	2- 2	1- 2	6- 0				
0- 0	0- 0	0- 0	NEUTRAL	0- 0	0- 0	0- 0				
8- 3	1- 0	0- 1	NON-CONFERENCE	1- 2	1- 0	5- 0				
3- 2	1- 0	0- 1	HOME	0- 1	0- 0	2- 0				
5- 1	0- 0	0- 0	AWAY	1- 1	1- 0	3- 0				
0- 0	0- 0	0- 0	NEUTRAL	0- 0	0- 0	0- 0				
10- 4	0- 0	1- 1	CONFERENCE	2- 1	2- 2	5- 0				
6- 0	0- 0	1- 0	HOME	1- 0	2- 0	2- 0				
4- 4	0- 0	0- 1	AWAY	1- 1	0- 2	3- 0				
0- 0	0- 0	0- 0	NEUTRAL	0- 0	0- 0	0- 0				

RPI 1-25				RPI 26-50				RPI 51-100				Team's RPI: 66		RPI 101+			
RPI	S	Opponent	Score	RPI	S	Opponent	Score	RPI	S	Opponent	Score			RPI	S	Opponent	Score
24	H	Missouri	73 45	37	A	South Dakota St.	49 68	61	A	Belmont	72 78			137	A	VCU	71 62
				37	H	South Dakota St.	64 59	62	A	South Dakota	62 75			148	A	Oral Roberts	45 54
				49	H	Ohio	65 71	65	H	UNI	62 69			148	H	Oral Roberts	53 41
								80	A	Western Ill.	76 72			150	A	Omaha	44 64
								80	H	Western Ill.	66 52			150	H	Omaha	79 47
								98	A	Purdue	67 62			201	A	Indiana St.	45 35
														227	H	Ga. Southern	83 57
														235	A	Miami (OH)	65 53
														264	H	Tennessee Tech	77 63
														289	A	North Dakota St.	76 53
														289	H	North Dakota St.	71 58
														310	A	Denver	67 45
														310	H	Denver	71 49
														321	A	Fort Wayne	62 48
														322	A	Ill.-Chicago	67 57
LAST 12 Division I GAMES:																	
				289	A	North Dakota St.	76 53					80	A	Western Ill.	76 72		
				37	H	South Dakota St.	64 59					289	H	North Dakota St.	71 58		
				310	A	Denver	67 45					148	H	Oral Roberts	53 41		
				148	A	Oral Roberts	45 54					310	H	Denver	71 49		
				150	H	Omaha	79 47					37	A	South Dakota St.	49 68		
				321	A	Fort Wayne	62 48					62	A	South Dakota	62 75		

Non-Div I Games: Oakland City 95 62 Ind.-Northwest 89 36

IUPUI

Loss, Non-Conf, S Site, H Home A Away N Neutral

I
d
a
h
o

I
d
a
h
o

Non-Div I Games:	Lewis-Clark St.	85	49	Central Wash.	79	45
------------------	-----------------	----	----	---------------	----	----

Page 117

Average RPI Win:	245	WON-LOST	WINNING	LAST 10	STRENGTH OF	OPP. STRENGTH	TEAM	ADJ.	CONF.	ADJ CONF.
Average RPI Loss:	120	RECORD	PCT. RANK	GAMES	SCHEDULE	OF SCHEDULE	RPI	RPI	RPI	RPI
DIV. I ONLY	14- 10	125	7- 3	229	176	152	152	19	19	
DIV. I NON-CONF.	5- 5	165	0- 0	303	76	200	200	18	18	
TOTALS	RPI 1-25	RPI 26-50	W-L RECORDS	RPI 51-100	RPI 101-150	RPI 150+				
14- 10	0- 1	0- 1	OVERALL	1- 1	2- 4	11- 3				
8- 2	0- 0	0- 0	HOME	1- 0	0- 2	7- 0				
5- 7	0- 0	0- 0	AWAY	0- 0	2- 1	3- 0				
1- 1	0- 0	0- 1	NEUTRAL	0- 0	0- 0	1- 0				
5- 5	0- 1	0- 1	NON-CONFERENCE	0- 1	0- 0	5- 2				
3- 0	0- 0	0- 0	HOME	0- 0	0- 0	3- 0				
1- 4	0- 1	0- 0	AWAY	0- 1	0- 0	1- 2				
1- 1	0- 0	0- 1	NEUTRAL	0- 0	0- 0	1- 0				
9- 5	0- 0	0- 0	CONFERENCE	1- 0	2- 4	6- 1				
5- 2	0- 0	0- 0	HOME	1- 0	0- 2	4- 0				
4- 3	0- 0	0- 0	AWAY	0- 0	2- 2	2- 1				
0- 0	0- 0	0- 0	NEUTRAL	0- 0	0- 0	0- 0				

RPI	S	Opponent	Score	RPI	S	Opponent	Score	RPI	S	Opponent	Score	RPI	S	Opponent	Score	Team's RPI: 152
5	A	Oregon St.	38 61	39	N	James Madison	53 83	83	H	Montana St.	67 59	121	A	North Dakota	56 63	
								86	A	Colorado	56 85	121	H	North Dakota	62 65	
												123	A	Idaho	67 60	
												125	A	Northern Colo.	68 58	
												125	H	Northern Colo.	62 77	
												133	A	Eastern Wash.	41 58	
												155	A	Santa Clara	78 82	
												192	A	Utah St.	56 69	
												207	A	Wisconsin	42 35	
												219	A	Weber St.	43 50	
												219	H	Weber St.	57 52	
												232	H	Portland St.	53 47	
												274	N	Davidson	70 58	
												279	H	Sacramento St.	79 60	
												295	A	Southern Utah	71 68	
												305	A	Northern Ariz.	64 51	
												310	H	Denver	65 64	
												320	H	UC Irvine	65 54	
												330	H	Montana	61 43	
												331	H	Utah Valley	61 56	
LAST 12 Division I GAMES:																
125	A	Northern Colo.	68 58	219	H	Weber St.	57 52									
121	A	North Dakota	56 63	121	H	North Dakota	62 65									
279	H	Sacramento St.	79 60	125	H	Northern Colo.	62 77									
232	H	Portland St.	53 47	123	A	Idaho	67 60									
295	A	Southern Utah	71 68	133	A	Eastern Wash.	41 58									
305	A	Northern Ariz.	64 51	219	A	Weber St.	43 50									

Non-Div I Games: Montana Tech 77 55

Idaho St.

■ Loss,
 ■ Non-Conf, S Site,
 ■ Home
 ■ Away
 N Neutral

Average RPI Win:	239	WON-LOST	WINNING	LAST 10	STRENGTH OF	OPP. STRENGTH	TEAM	ADJ.	CONF.	ADJ CONF.
Average RPI Loss:	173	RECORD	PCT. RANK	GAMES	SCHEDULE	OF SCHEDULE	RPI	RPI	RPI	RPI
DIV. I ONLY	3- 22	337	2- 8	166	256	322	322	20	20	
DIV. I NON-CONF.	1- 8	314	0- 0	142	188	298	298	21	21	
TOTALS	RPI 1-25	RPI 26-50	W-L RECORDS	RPI 51-100	RPI 101-150	RPI 150+				
3- 22	0- 0	0- 2	OVERALL	0- 4	0- 4	3- 12				
2- 11	0- 0	0- 1	HOME	0- 1	0- 2	2- 7				
1- 11	0- 0	0- 1	AWAY	0- 3	0- 2	1- 5				
0- 0	0- 0	0- 0	NEUTRAL	0- 0	0- 0	0- 0				
1- 8	0- 0	0- 1	NON-CONFERENCE	0- 4	0- 0	1- 3				
0- 4	0- 0	0- 0	HOME	0- 1	0- 0	0- 3				
1- 4	0- 0	0- 1	AWAY	0- 3	0- 0	1- 0				
0- 0	0- 0	0- 0	NEUTRAL	0- 0	0- 0	0- 0				
2- 14	0- 0	0- 1	CONFERENCE	0- 0	0- 4	2- 9				
2- 7	0- 0	0- 1	HOME	0- 0	0- 2	2- 4				
0- 7	0- 0	0- 0	AWAY	0- 0	0- 2	0- 5				
0- 0	0- 0	0- 0	NEUTRAL	0- 0	0- 0	0- 0				

RPI 1-25				RPI 26-50				RPI 51-100				RPI 101+				Team's RPI: 322	
RPI	S	Opponent	Score	RPI	S	Opponent	Score	RPI	S	Opponent	Score	RPI	S	Opponent	Score		
				33	H	Green Bay	65 79	54	A	Virginia	39 76	136	A	Wright St.	51 62		
				42	A	Central Mich.	55 77	60	A	Northwestern	44 88	136	H	Wright St.	54 73		
								66	H	IUPUI	57 67	147	A	Milwaukee	55 83		
								84	A	Toledo	51 79	147	H	Milwaukee	65 88		
												159	A	Oakland	58 81		
												159	H	Oakland	50 78		
												169	A	Detroit Mercy	76 98		
												169	H	Detroit Mercy	63 62		
												180	A	Cleveland St.	59 77		
												180	H	Cleveland St.	59 63		
												212	H	Bradley	56 65		
												244	A	Howard	70 63		
												294	A	Northern Ky.	49 66		
												294	H	Northern Ky.	37 58		
												304	H	Valparaiso	74 60		
												306	H	Illinois St.	52 59		
												308	A	Youngstown St.	54 70		
												308	H	Youngstown St.	59 65		
												321	H	Fort Wayne	55 61		
LAST 12 Division I GAMES:																	
				159	H	Oakland	50 78					304	H	Valparaiso	74 60		
				169	H	Detroit Mercy	63 62					294	H	Northern Ky.	37 58		
				136	A	Wright St.	51 62					136	H	Wright St.	54 73		
				294	A	Northern Ky.	49 66					147	A	Milwaukee	55 83		
				308	H	Youngstown St.	59 65					180	A	Cleveland St.	59 77		
				180	H	Cleveland St.	59 63					308	A	Youngstown St.	54 70		

Non-Div I Games: Lake Forest 84 48 Robert Morris (IL) 106 58

Ill.-Chicago

Loss, Non-Conf, S Site, H Home A Away N Neutral

Average RPI Win:	197	WON-LOST	WINNING	LAST 10	STRENGTH OF	OPP. STRENGTH	TEAM	ADJ.	CONF.	ADJ CONF.
Average RPI Loss:	71	RECORD	PCT. RANK	GAMES	SCHEDULE	OF SCHEDULE	RPI	RPI	RPI	RPI
DIV. I ONLY	8- 18	273	1- 9	24	94	189	189	6	6	
DIV. I NON-CONF.	5- 8	218	0- 0	45	280	196	196	6	6	
TOTALS	RPI 1-25	RPI 26-50	W-L RECORDS	RPI 51-100	RPI 101-150	RPI 150+				
8- 18	0- 2	1- 7	OVERALL	1- 7	1- 1	5- 1				
8- 8	0- 1	1- 1	HOME	1- 4	1- 1	5- 1				
0- 10	0- 1	0- 6	AWAY	0- 3	0- 0	0- 0				
0- 0	0- 0	0- 0	NEUTRAL	0- 0	0- 0	0- 0				
5- 8	0- 0	0- 3	NON-CONFERENCE	1- 3	1- 1	3- 1				
5- 4	0- 0	0- 0	HOME	1- 2	1- 1	3- 1				
0- 4	0- 0	0- 3	AWAY	0- 1	0- 0	0- 0				
0- 0	0- 0	0- 0	NEUTRAL	0- 0	0- 0	0- 0				
3- 10	0- 2	1- 4	CONFERENCE	0- 4	0- 0	2- 0				
3- 4	0- 1	1- 1	HOME	0- 2	0- 0	2- 0				
0- 6	0- 1	0- 3	AWAY	0- 2	0- 0	0- 0				
0- 0	0- 0	0- 0	NEUTRAL	0- 0	0- 0	0- 0				

RPI 1-25				RPI 26-50				RPI 51-100				RPI 101+ Team's RPI: 189			
RPI	S	Opponent	Score	RPI	S	Opponent	Score	RPI	S	Opponent	Score	RPI	S	Opponent	Score
20	A	Maryland	59 84	26	A	Ohio St.	64 88	62	A	South Dakota	68 77	136	H	Wright St.	76 72
20	H	Maryland	49 94	34	H	Michigan	70 86	64	A	Minnesota	50 78	149	H	Memphis	54 64
				42	A	Central Mich.	51 82	75	A	Penn St.	66 82	199	H	Nebraska	79 59
				44	A	Iowa	58 78	75	H	Penn St.	62 80	213	H	Rutgers	78 41
				44	H	Iowa	70 65	78	H	Wake Forest	70 79	246	H	Ark.-Pine Bluff	70 58
				46	A	George Washington	56 72	93	H	Mercer	33 51	252	H	Marshall	53 55
				47	A	Michigan St.	47 71	96	H	FGCU	82 73	317	H	USC Upstate	77 57
				49	A	Ohio	68 80	98	H	Purdue	64 72	321	H	Fort Wayne	56 33
LAST 12 Division I GAMES:															
75	H	Penn St.	62 80	26	A	Ohio St.	64 88								
20	A	Maryland	59 84	64	A	Minnesota	50 78								
98	H	Purdue	64 72	199	H	Nebraska	79 59								
34	H	Michigan	70 86	44	A	Iowa	58 78								
75	A	Penn St.	66 82	213	H	Rutgers	78 41								
20	H	Maryland	49 94	47	A	Michigan St.	47 71								

Non-Div I Games:

Illinois

Average RPI Win:	276	WON-LOST	WINNING	LAST 10	STRENGTH OF	OPP. STRENGTH	TEAM	ADJ.	CONF.	ADJ CONF.
Average RPI Loss:	142	RECORD	PCT. RANK	GAMES	SCHEDULE	OF SCHEDULE	RPI	RPI	RPI	RPI
DIV. I ONLY	7- 18	289	3- 7	225	162	306	306	16	16	
DIV. I NON-CONF.	3- 8	262	0- 0	258	170	303	303	14	14	
TOTALS	RPI 1-25	RPI 26-50	W-L RECORDS	RPI 51-100	RPI 101-150	RPI 150+				
7- 18	0- 0	0- 3	OVERALL	0- 4	0- 2	7- 9				
6- 8	0- 0	0- 1	HOME	0- 1	0- 2	6- 4				
1- 10	0- 0	0- 2	AWAY	0- 3	0- 0	1- 5				
0- 0	0- 0	0- 0	NEUTRAL	0- 0	0- 0	0- 0				
3- 8	0- 0	0- 1	NON-CONFERENCE	0- 2	0- 2	3- 3				
2- 4	0- 0	0- 0	HOME	0- 0	0- 2	2- 2				
1- 4	0- 0	0- 1	AWAY	0- 2	0- 0	1- 1				
0- 0	0- 0	0- 0	NEUTRAL	0- 0	0- 0	0- 0				
4- 10	0- 0	0- 2	CONFERENCE	0- 2	0- 0	4- 6				
4- 4	0- 0	0- 1	HOME	0- 1	0- 0	4- 2				
0- 6	0- 0	0- 1	AWAY	0- 1	0- 0	0- 4				
0- 0	0- 0	0- 0	NEUTRAL	0- 0	0- 0	0- 0				

RPI S	Opponent	Score	RPI S	Opponent	Score	RPI S	Opponent	Score	RPI S	Opponent	Score	Team's RPI: 306
28	A Arizona St.	40 76	65	A UNI	51 82	144	H Yale	45 59				
36	A Drake	49 101	65	H UNI	40 78	147	H Milwaukee	60 68				
36	H Drake	36 87	80	A Western Ill.	50 80	161	A Missouri St.	60 65				
			82	A Northern Ill.	66 108	182	H George Mason	46 72				
						190	H Southern Ill.	56 63				
						201	A Indiana St.	49 63				
						201	H Indiana St.	47 65				
						206	A SIUE	80 92				
						207	H Wisconsin	46 64				
						212	H Bradley	71 63				
						216	A Wichita St.	45 67				
						216	H Wichita St.	54 50				
						266	H Evansville	71 58				
						296	H Eastern Ill.	60 49				
						304	H Valparaiso	77 56				
						316	A Loyola Chicago	61 64				
						316	H Loyola Chicago	63 51				
						322	A Ill.-Chicago	59 52				
LAST 12 Division I GAMES:												
216	H Wichita St.	54 50	266	H Evansville	71 58							
65	A UNI	51 82	216	A Wichita St.	45 67							
36	A Drake	49 101	161	A Missouri St.	60 65							
316	H Loyola Chicago	63 51	36	H Drake	36 87							
201	H Indiana St.	47 65	65	H UNI	40 78							
190	H Southern Ill.	56 63	201	A Indiana St.	49 63							

Non-Div I Games:

Illinois St.

Loss, Non-Conf, S Site, H Home A Away N Neutral

Average RPI Win:	323	WON-LOST	WINNING	LAST 10	STRENGTH OF	OPP. STRENGTH	TEAM	ADJ.	CONF.	ADJ CONF.
Average RPI Loss:	206	RECORD	PCT. RANK	GAMES	SCHEDULE	OF SCHEDULE	RPI	RPI	RPI	RPI
DIV. I ONLY	6- 18	302	4- 6	332	302	332	332	27	27	
DIV. I NON-CONF.	0- 9	335	0- 0	315	286	348	348	27	27	
TOTALS	RPI 1-25	RPI 26-50	W-L RECORDS	RPI 51-100	RPI 101-150	RPI 150+				
6- 18	0- 0	0- 0	OVERALL	0- 1	0- 4	6- 13				
4- 6	0- 0	0- 0	HOME	0- 1	0- 1	4- 4				
2- 10	0- 0	0- 0	AWAY	0- 0	0- 0	2- 0				
0- 2	0- 0	0- 0	NEUTRAL	0- 0	0- 0	0- 2				
0- 9	0- 0	0- 0	NON-CONFERENCE	0- 0	0- 1	0- 8				
0- 2	0- 0	0- 0	HOME	0- 0	0- 0	0- 2				
0- 5	0- 0	0- 0	AWAY	0- 0	0- 1	0- 4				
0- 2	0- 0	0- 0	NEUTRAL	0- 0	0- 0	0- 2				
6- 9	0- 0	0- 0	CONFERENCE	0- 1	0- 3	6- 5				
4- 4	0- 0	0- 0	HOME	0- 1	0- 1	4- 2				
2- 5	0- 0	0- 0	AWAY	0- 0	0- 2	2- 3				
0- 0	0- 0	0- 0	NEUTRAL	0- 0	0- 0	0- 0				

RPI 1-25			RPI 26-50			RPI 51-100			RPI 101+			Team's RPI: 332		
RPI	S	Opponent	Score	RPI	S	Opponent	Score	RPI	S	Opponent	Score			
								100	H	Abilene Christian	66	75		
										110	H	SFA	75	94
										117	A	Central Ark.	50	63
										128	A	Lamar University	54	83
										135	A	TCU	40	88
										167	H	Rice	43	60
										172	A	Texas St.	50	67
										187	A	North Texas	61	84
										192	N	Utah St.	46	79
										202	A	New Orleans	58	84
										202	H	New Orleans	67	71
										216	A	Wichita St.	63	73
										245	N	Murray St.	68	72
										269	A	McNeese	61	78
										288	H	Eastern Mich.	47	66
										297	H	Northwestern St.	74	76
										298	A	Nicholls St.	78	52
										303	H	A&M-Corpus Christi	63	56
										327	A	Southeastern La.	85	76
										327	H	Southeastern La.	96	56
										330	A	Montana	56	61
										341	H	Sam Houston St.	82	55
										342	A	Houston Baptist	51	68
										342	H	Houston Baptist	69	54
LAST 12 Division I GAMES:														
				341	H	Sam Houston St.	82	55		100	H	Abilene Christian	66	75
				303	H	A&M-Corpus Christi	63	56		110	H	SFA	75	94
				269	A	McNeese	61	78		327	H	Southeastern La.	96	56
				202	A	New Orleans	58	84		342	A	Houston Baptist	51	68
				342	H	Houston Baptist	69	54		128	A	Lamar University	54	83
				117	A	Central Ark.	50	63		202	H	New Orleans	67	71

Non-Div I Games: LSU-Alexandria 106 79 Tex. A&M-Kingsville 79 66

Indiana

Through Games Of Feb. 18, 2017

Average RPI Win:	158	WON-LOST	WINNING	LAST 10	STRENGTH OF	OPP. STRENGTH	TEAM	ADJ.	CONF.	ADJ CONF.
Average RPI Loss:	39	RECORD	PCT. RANK	GAMES	SCHEDULE	OF SCHEDULE	RPI	RPI	RPI	RPI
DIV. I ONLY	18- 8	72	6- 4	59	76	40	40	6	6	
DIV. I NON-CONF.	10- 3	54	0- 0	219	88	74	74	6	6	
TOTALS	RPI 1-25	RPI 26-50	W-L RECORDS	RPI 51-100	RPI 101-150	RPI 150+				
18- 8	0- 1	1- 5	OVERALL	8- 2	0- 0	9- 0				
11- 2	0- 1	1- 1	HOME	5- 0	0- 0	5- 0				
5- 6	0- 0	0- 4	AWAY	2- 2	0- 0	3- 0				
2- 0	0- 0	0- 0	NEUTRAL	1- 0	0- 0	1- 0				
10- 3	0- 0	0- 2	NON-CONFERENCE	3- 1	0- 0	7- 0				
6- 0	0- 0	0- 0	HOME	1- 0	0- 0	5- 0				
2- 3	0- 0	0- 2	AWAY	1- 1	0- 0	1- 0				
2- 0	0- 0	0- 0	NEUTRAL	1- 0	0- 0	1- 0				
8- 5	0- 1	1- 3	CONFERENCE	5- 1	0- 0	2- 0				
5- 2	0- 1	1- 1	HOME	4- 0	0- 0	0- 0				
3- 3	0- 0	0- 2	AWAY	1- 1	0- 0	2- 0				
0- 0	0- 0	0- 0	NEUTRAL	0- 0	0- 0	0- 0				

RPI 1-25				RPI 26-50				Team's RPI: 40				RPI 51-100				RPI 101+			
RPI	S	Opponent	Score	RPI	S	Opponent	Score	RPI	S	Opponent	Score	RPI	S	Opponent	Score	RPI	S	Opponent	Score
20	H	Maryland	56 92	26	H	Ohio St.	82 92	56	A	Western Ky.	74 85	159	H	Oakland	84 59				
				32	A	North Carolina St.	70 84	60	A	Northwestern	67 80	187	A	North Texas	94 64				
				34	A	Michigan	74 78	60	H	Northwestern	66 38	207	A	Wisconsin	78 54				
				34	H	Michigan	72 61	64	H	Minnesota	78 62	213	A	Rutgers	63 52				
				38	A	Auburn	67 71	75	A	Penn St.	89 70	222	H	Presbyterian	71 37				
				47	A	Michigan St.	60 69	75	H	Penn St.	72 66	255	N	Stony Brook	74 60				
								77	N	Florida	102 88	294	H	Northern Ky.	100 49				
								87	A	Chattanooga	79 76	304	H	Valparaiso	87 58				
								92	H	Vanderbilt	94 61	344	H	UMass Lowell	79 45				
								98	H	Purdue	74 60								
LAST 12 Division I GAMES:																			
				34	H	Michigan	72 61	75	H	Penn St.	72 66								
				60	H	Northwestern	66 38	98	H	Purdue	74 60								
				213	A	Rutgers	63 52	60	A	Northwestern	67 80								
				20	H	Maryland	56 92	34	A	Michigan	74 78								
				47	A	Michigan St.	60 69	64	H	Minnesota	78 62								
				207	A	Wisconsin	78 54	26	H	Ohio St.	82 92								

Non-Div I Games:

Indiana

■ Loss,
■ Non-Conf, S Site,
■ Home
■ Away
N Neutral

Average RPI Win:	239	WON-LOST	WINNING	LAST 10	STRENGTH OF	OPP. STRENGTH	TEAM	ADJ.	CONF.	ADJ CONF.
Average RPI Loss:	150	RECORD	PCT. RANK	GAMES	SCHEDULE	OF SCHEDULE	RPI	RPI	RPI	RPI
DIV. I ONLY	12- 12	169	4- 6	309	126	201	201	16	16	
DIV. I NON-CONF.	6- 5	148	0- 0	305	109	172	172	14	14	
TOTALS	RPI 1-25	RPI 26-50	W-L RECORDS	RPI 51-100	RPI 101-150	RPI 150+				
12- 12	0- 1	0- 2	OVERALL	0- 2	2- 1	10- 6				
5- 4	0- 0	0- 1	HOME	0- 1	0- 0	5- 2				
7- 8	0- 1	0- 1	AWAY	0- 1	2- 1	5- 4				
0- 0	0- 0	0- 0	NEUTRAL	0- 0	0- 0	0- 0				
6- 5	0- 1	0- 0	NON-CONFERENCE	0- 1	2- 1	4- 2				
2- 1	0- 0	0- 0	HOME	0- 1	0- 0	2- 0				
4- 4	0- 1	0- 0	AWAY	0- 0	2- 1	2- 2				
0- 0	0- 0	0- 0	NEUTRAL	0- 0	0- 0	0- 0				
6- 7	0- 0	0- 2	CONFERENCE	0- 1	0- 0	6- 4				
3- 3	0- 0	0- 1	HOME	0- 0	0- 0	3- 2				
3- 4	0- 0	0- 1	AWAY	0- 1	0- 0	3- 2				
0- 0	0- 0	0- 0	NEUTRAL	0- 0	0- 0	0- 0				

RPI S	Opponent	Score	RPI S	Opponent	Score	RPI S	Opponent	Score	RPI S	Opponent	Score	Team's RPI: 201
24	A Missouri	48 77	36	A Drake	62 76	65	A UNI	47 59	103	A Saint Louis	70 67	
			36	H Drake	45 64	66	H IUPUI	35 45	138	A Cincinnati	63 55	
									150	A Omaha	45 72	
									157	H Tulsa	72 68	
									161	H Missouri St.	46 49	
									190	A Southern Ill.	68 53	
									212	A Bradley	41 54	
									212	H Bradley	58 51	
									216	H Wichita St.	42 56	
									235	A Miami (OH)	62 54	
									243	A Butler	48 66	
									266	A Evansville	41 57	
									294	H Northern Ky.	58 38	
									296	A Eastern Ill.	88 61	
									306	A Illinois St.	65 47	
									306	H Illinois St.	63 49	
									316	A Loyola Chicago	48 38	
									316	H Loyola Chicago	53 32	
									328	A Fla. Atlantic	67 70	
LAST 12 Division I GAMES:												
36	H Drake	45 64	36	A Drake	62 76							
316	H Loyola Chicago	53 32	65	A UNI	47 59							
212	A Bradley	41 54	316	A Loyola Chicago	48 38							
306	A Illinois St.	65 47	306	H Illinois St.	63 49							
161	H Missouri St.	46 49	212	H Bradley	58 51							
216	H Wichita St.	42 56	190	A Southern Ill.	68 53							

Non-Div I Games:

Indiana St.

■ Loss,
■ Non-Conf,
■ S Site,
■ H Home
■ A Away
N Neutral

Average RPI Win:	220	WON-LOST	WINNING	LAST 10	STRENGTH OF	OPP. STRENGTH	TEAM	ADJ.	CONF.	ADJ CONF.
Average RPI Loss:	145	RECORD	PCT. RANK	GAMES	SCHEDULE	OF SCHEDULE	RPI	RPI	RPI	RPI
DIV. I ONLY	15- 11	127	6- 4	175	219	146	146	18	18	
DIV. I NON-CONF.	5- 4	143	0- 0	129	201	137	137	17	17	
TOTALS	RPI 1-25	RPI 26-50	W-L RECORDS	RPI 51-100	RPI 101-150	RPI 150+				
15- 11	0- 0	1- 1	OVERALL	0- 1	3- 4	11- 5				
9- 4	0- 0	1- 0	HOME	0- 0	2- 2	6- 2				
6- 7	0- 0	0- 1	AWAY	0- 1	1- 2	5- 3				
0- 0	0- 0	0- 0	NEUTRAL	0- 0	0- 0	0- 0				
5- 4	0- 0	0- 0	NON-CONFERENCE	0- 1	3- 2	2- 1				
4- 1	0- 0	0- 0	HOME	0- 0	2- 1	2- 0				
1- 3	0- 0	0- 0	AWAY	0- 1	1- 1	0- 1				
0- 0	0- 0	0- 0	NEUTRAL	0- 0	0- 0	0- 0				
10- 7	0- 0	1- 1	CONFERENCE	0- 0	0- 2	9- 4				
5- 3	0- 0	1- 0	HOME	0- 0	0- 1	4- 2				
5- 4	0- 0	0- 1	AWAY	0- 0	0- 1	5- 2				
0- 0	0- 0	0- 0	NEUTRAL	0- 0	0- 0	0- 0				

RPI 1-25				RPI 26-50				RPI 51-100				RPI 101+ Team's RPI: 146			
RPI	S	Opponent	Score	RPI	S	Opponent	Score	RPI	S	Opponent	Score	RPI	S	Opponent	Score
				41	A	Quinnipiac	45 53	75	A	Penn St.	67 80	104	H	Saint Joseph's	58 57
				41	H	Quinnipiac	58 44					112	A	Rider	65 85
												112	H	Rider	36 52
												120	A	Navy	68 73
												126	H	Fordham	55 46
												132	H	Duquesne	58 61
												137	A	VCU	59 57
												177	H	Siena	46 58
												184	A	Fairfield	59 68
												187	A	North Texas	55 66
												224	A	Marist	48 37
												224	H	Marist	62 68
												226	A	Monmouth	65 75
												226	H	Monmouth	60 54
												239	A	Niagara	65 55
												239	H	Niagara	68 61
												255	H	Stony Brook	57 46
												262	A	Canisius	58 45
												262	H	Canisius	55 52
												268	A	Manhattan	76 62
												268	H	Manhattan	70 53
												324	H	St. Francis Brooklyn	62 46
												325	A	Saint Peter's	66 58
LAST 12 Division I GAMES:															
				41	A	Quinnipiac	45 53	224	A	Marist	48 37				
				226	A	Monmouth	65 75	226	H	Monmouth	60 54				
				112	H	Rider	36 52	268	A	Manhattan	76 62				
				262	A	Canisius	58 45	224	H	Marist	62 68				
				239	A	Niagara	65 55	239	H	Niagara	68 61				
				41	H	Quinnipiac	58 44	177	H	Siena	46 58				

Non-Div I Games:

Iona

■ Loss,
 ■ Non-Conf,
 ■ S Site,
 ■ H Home
 ■ A Away
 N Neutral

Average RPI Win:	137	WON-LOST	WINNING	LAST 10	STRENGTH OF	OPP. STRENGTH	TEAM	ADJ.	CONF.	ADJ CONF.
Average RPI Loss:	45	RECORD	PCT. RANK	GAMES	SCHEDULE	OF SCHEDULE	RPI	RPI	RPI	RPI
DIV. I ONLY	16- 10	108	6- 4	19	58	44	44	6	6	
DIV. I NON-CONF.	9- 4	85	0- 0	5	58	31	31	6	6	
TOTALS	RPI 1-25	RPI 26-50	W-L RECORDS	RPI 51-100	RPI 101-150	RPI 150+				
16- 10	0- 4	2- 4	OVERALL	5- 1	2- 0	7- 1				
13- 3	0- 2	1- 1	HOME	5- 0	1- 0	6- 0				
2- 6	0- 1	0- 3	AWAY	0- 1	1- 0	1- 1				
1- 1	0- 1	1- 0	NEUTRAL	0- 0	0- 0	0- 0				
9- 4	0- 2	1- 2	NON-CONFERENCE	3- 0	2- 0	3- 0				
7- 2	0- 1	0- 1	HOME	3- 0	1- 0	3- 0				
1- 1	0- 0	0- 1	AWAY	0- 0	1- 0	0- 0				
1- 1	0- 1	1- 0	NEUTRAL	0- 0	0- 0	0- 0				
7- 6	0- 2	1- 2	CONFERENCE	2- 1	0- 0	4- 1				
6- 1	0- 1	1- 0	HOME	2- 0	0- 0	3- 0				
1- 5	0- 1	0- 2	AWAY	0- 1	0- 0	1- 1				
0- 0	0- 0	0- 0	NEUTRAL	0- 0	0- 0	0- 0				

RPI S	Opponent	Score	RPI S	Opponent	Score	Team's RPI: 44	RPI S	Opponent	Score	RPI S	Opponent	Score
2	H Notre Dame	58 73	26	A Ohio St.	81 88		60	H Northwestern	78 59	121	A North Dakota	75 60
12	N UCLA	65 78	34	A Michigan	70 72		63	H Iowa St.	88 76	148	H Oral Roberts	96 76
20	A Maryland	81 100	36	A Drake	76 81		64	H Minnesota	80 65	176	H Hampton	84 51
20	H Maryland	82 98	37	H South Dakota St.	64 66		65	H UNI	88 39	189	A Illinois	65 70
			39	N James Madison	90 75		75	A Penn St.	58 71	189	H Illinois	78 58
			47	H Michigan St.	87 83		99	H Kent St.	83 48	199	H Nebraska	75 72
										211	H Robert Morris	81 60
										213	A Rutgers	71 59
										213	H Rutgers	71 57
										292	H Massachusetts	71 30
LAST 12 Division I GAMES:												
60	H Northwestern	78 59	64	H Minnesota	80 65							
26	A Ohio St.	81 88	213	A Rutgers	71 59							
47	H Michigan St.	87 83	20	H Maryland	82 98							
34	A Michigan	70 72	189	H Illinois	78 58							
213	H Rutgers	71 57	75	A Penn St.	58 71							
20	A Maryland	81 100	199	H Nebraska	75 72							

Non-Div I Games:

Iowa

■ Loss,
 ■ Non-Conf,
 S Site,
 ■ Home
 ■ Away
 N Neutral

Average RPI Win: 152		WON-LOST	WINNING	LAST 10	STRENGTH OF	OPP. STRENGTH	TEAM	ADJ.	CONF.	ADJ CONF.
Average RPI Loss: 38		RECORD	PCT. RANK	GAMES	SCHEDULE	OF SCHEDULE	RPI	RPI	RPI	RPI
DIV. I ONLY		15- 11	127	5- 5	21	50	63	63	4	4
DIV. I NON-CONF.		9- 2	37	0- 0	71	243	57	57	3	3
TOTALS		RPI 1-25	RPI 26-50		W-L RECORDS		RPI 51-100	RPI 101-150	RPI 150+	
15- 11	1- 7	1- 1		OVERALL		5- 2	1- 1	7- 0		
14- 4	1- 4	1- 0		HOME		4- 0	1- 0	7- 0		
1- 7	0- 3	0- 1		AWAY		1- 2	0- 1	0- 0		
0- 0	0- 0	0- 0		NEUTRAL		0- 0	0- 0	0- 0		
9- 2	0- 1	1- 1		NON-CONFERENCE		2- 0	0- 0	6- 0		
9- 1	0- 1	1- 0		HOME		2- 0	0- 0	6- 0		
0- 1	0- 0	0- 1		AWAY		0- 0	0- 0	0- 0		
0- 0	0- 0	0- 0		NEUTRAL		0- 0	0- 0	0- 0		
6- 9	1- 6	0- 0		CONFERENCE		3- 2	1- 1	1- 0		
5- 3	1- 3	0- 0		HOME		2- 0	1- 0	1- 0		
1- 6	0- 3	0- 0		AWAY		1- 2	0- 1	0- 0		
0- 0	0- 0	0- 0		NEUTRAL		0- 0	0- 0	0- 0		

RPI	S	Opponent	Score	RPI	S	Opponent	Score	RPI	S	Opponent	Score	RPI	S	Opponent	Score
3	H	Mississippi St.	81 85	36	H	Drake	75 67	55	A	West Virginia	80 55	135	A	TCU	75 80
7	H	Texas	68 75	44	A	Iowa	76 88	55	H	West Virginia	68 53	135	H	TCU	72 69
8	A	Baylor	42 68					65	H	UNI	76 68	154	H	Kansas	87 58
8	H	Baylor	52 83					69	A	Oklahoma St.	59 71	196	H	Sacred Heart	76 56
14	A	Oklahoma	63 78					82	H	Northern Ill.	97 89	202	H	New Orleans	100 63
14	H	Oklahoma	57 67					97	A	Texas Tech	66 75	234	H	UC Santa Barbara	77 60
21	A	Kansas St.	68 80					97	H	Texas Tech	79 68	277	H	Savannah St.	74 51
21	H	Kansas St.	75 69									326	H	Arkansas St.	105 53
												347	H	Delaware St.	88 57
LAST 12 Division I GAMES:															
55	H	West Virginia	68 53	14	A	Oklahoma	63 78								
97	H	Texas Tech	79 68	21	H	Kansas St.	75 69								
21	A	Kansas St.	68 80	8	A	Baylor	42 68								
55	A	West Virginia	80 55	135	A	TCU	75 80								
8	H	Baylor	52 83	14	H	Oklahoma	57 67								
135	H	TCU	72 69	154	H	Kansas	87 58								

Non-Div I Games:

Iowa St.

■ Loss,
 ■ Non-Conf, S Site,
 ■ Home
 ■ Away
 N Neutral

Average RPI Win: 306		WON-LOST	WINNING	LAST 10	STRENGTH OF		OPP. STRENGTH	TEAM	ADJ.	CONF.	ADJ CONF.
Average RPI Loss: 252		RECORD	PCT. RANK	GAMES	SCHEDULE		OF SCHEDULE	RPI	RPI	RPI	RPI
DIV. I ONLY		4- 16	315	1- 9	347		345	346	346	30	30
DIV. I NON-CONF.		2- 4	230	0- 0	344		341	330	330	30	30
TOTALS		RPI 1-25	RPI 26-50	W-L RECORDS		RPI 51-100	RPI 101-150	RPI 150+			
4- 16	0- 0		0- 0	OVERALL		0- 0	0- 1	4- 15			
2- 6	0- 0		0- 0	HOME		0- 0	0- 0	2- 6			
1- 10	0- 0		0- 0	AWAY		0- 0	0- 0	1- 3			
1- 0	0- 0		0- 0	NEUTRAL		0- 0	0- 0	1- 0			
2- 4	0- 0		0- 0	NON-CONFERENCE		0- 0	0- 1	2- 3			
1- 0	0- 0		0- 0	HOME		0- 0	0- 0	1- 0			
0- 4	0- 0		0- 0	AWAY		0- 0	0- 1	0- 3			
1- 0	0- 0		0- 0	NEUTRAL		0- 0	0- 0	1- 0			
2- 12	0- 0		0- 0	CONFERENCE		0- 0	0- 0	2- 12			
1- 6	0- 0		0- 0	HOME		0- 0	0- 0	1- 6			
1- 6	0- 0		0- 0	AWAY		0- 0	0- 0	1- 6			
0- 0	0- 0		0- 0	NEUTRAL		0- 0	0- 0	0- 0			

RPI 1-25				RPI 26-50				RPI 51-100				RPI 101+				Team's RPI: 346	
RPI	S	Opponent	Score	RPI	S	Opponent	Score	RPI	S	Opponent	Score	RPI	S	Opponent	Score		
												109	A	Ole Miss	41	89	
												208	A	Alabama St.	64	73	
												218	A	Grambling	85	90	
												218	H	Grambling	57	60	
												220	A	Texas Southern	52	62	
												220	H	Texas Southern	63	66	
												233	A	Southern U.	61	80	
												233	H	Southern U.	56	85	
												246	H	Ark.-Pine Bluff	71	78	
												256	N	Saint Francis (PA)	88	84	
												293	A	Prairie View	63	73	
												293	H	Prairie View	74	60	
												297	A	Northwestern St.	65	83	
												298	A	Nicholls St.	76	83	
												301	A	Alcorn	51	74	
												301	H	Alcorn	53	70	
												311	H	Mississippi Val.	57	62	
												327	H	Southeastern La.	83	66	
												328	A	Fla. Atlantic	58	67	
												349	A	Alabama A&M	64	54	
LAST 12 Division I GAMES:																	
				218	H	Grambling	57	60				311	H	Mississippi Val.	57	62	
				220	H	Texas Southern	63	66				218	A	Grambling	85	90	
				293	H	Prairie View	74	60				220	A	Texas Southern	52	62	
				233	A	Southern U.	61	80				293	A	Prairie View	63	73	
				301	A	Alcorn	51	74				301	H	Alcorn	53	70	
				246	H	Ark.-Pine Bluff	71	78				233	H	Southern U.	56	85	

Non-Div I Games:	Blue Mountain	86	54		LeMoyne-Owen	88	67	Lane		57	52	Fisk		93	54	Jackson St.
------------------	---------------	----	----	--	--------------	----	----	------	--	----	----	------	--	----	----	-------------

Loss, Non-Conf, S Site, H Home A Away N Neutral

Jacksonville

Through Games Of Feb. 18, 2017

Average RPI Win:	251	WON-LOST	WINNING	LAST 10	STRENGTH OF	OPP. STRENGTH	TEAM	ADJ.	CONF.	ADJ CONF.
Average RPI Loss:	74	RECORD	PCT. RANK	GAMES	SCHEDULE	OF SCHEDULE	RPI	RPI	RPI	RPI
DIV. I ONLY	17- 7	66	7- 3	178	220	95	95	23	23	
DIV. I NON-CONF.	8- 4	97	0- 0	111	134	65	65	24	24	
TOTALS	RPI 1-25	RPI 26-50	W-L RECORDS	RPI 51-100	RPI 101-150	RPI 150+				
17- 7	0- 1	0- 2	OVERALL	1- 1	2- 3	14- 0				
10- 1	0- 0	0- 0	HOME	1- 0	1- 1	8- 0				
5- 5	0- 1	0- 2	AWAY	0- 1	0- 1	5- 0				
2- 1	0- 0	0- 0	NEUTRAL	0- 0	1- 1	1- 0				
8- 4	0- 1	0- 2	NON-CONFERENCE	0- 0	2- 1	6- 0				
4- 0	0- 0	0- 0	HOME	0- 0	1- 0	3- 0				
2- 3	0- 1	0- 2	AWAY	0- 0	0- 0	2- 0				
2- 1	0- 0	0- 0	NEUTRAL	0- 0	1- 1	1- 0				
9- 3	0- 0	0- 0	CONFERENCE	1- 1	0- 2	8- 0				
6- 1	0- 0	0- 0	HOME	1- 0	0- 1	5- 0				
3- 2	0- 0	0- 0	AWAY	0- 1	0- 1	3- 0				
0- 0	0- 0	0- 0	NEUTRAL	0- 0	0- 0	0- 0				

RPI 1-25			RPI 26-50			RPI 51-100			Team's RPI: 95	RPI 101+		
RPI	S	Opponent	Score	RPI	S	Opponent	Score	RPI	S	Opponent	Score	
10	A	Florida St.	47 90	35	A	South Fla.	52 64	96	A	FGCU	57 60	101 N UC Davis 61 54
				38	A	Auburn	41 53	96	H	FGCU	73 65	106 N North Carolina 57 87
												108 H Troy 77 70
												116 A Stetson 47 57
												116 H Stetson 49 65
												204 H Bethune-Cookman 69 63
												238 H South Ala. 62 55
												260 N Wofford 66 60
												276 H Kennesaw St. 72 48
												277 A Savannah St. 55 40
												283 A FIU 71 56
												285 H North Florida 68 58
												290 A Lipscomb 73 67
												290 H Lipscomb 84 60
												298 H Nicholls St. 76 71
												315 A NJIT 75 56
												315 H NJIT 75 59
												317 A USC Upstate 65 47
												317 H USC Upstate 59 46
LAST 12 Division I GAMES:												
290	A	Lipscomb	73 67	96	A	FGCU	57 60					
317	H	USC Upstate	59 46	290	H	Lipscomb	84 60					
315	H	NJIT	75 59	276	H	Kennesaw St.	72 48					
116	A	Stetson	47 57	315	A	NJIT	75 56					
96	H	FGCU	73 65	317	A	USC Upstate	65 47					
116	H	Stetson	49 65	285	H	North Florida	68 58					

Non-Div I Games: Thomas (GA) 100 43 Johnson & Wales (Fl110 31 Fla. Memorial 76 51

Jacksonville

Loss, Non-Conf, S Site, H Home A Away N Neutral

Jacksonville St.

Through Games Of Feb. 18, 2017

Average RPI Win:	273	WON-LOST	WINNING	LAST 10	STRENGTH OF	OPP. STRENGTH	TEAM	ADJ.	CONF.	ADJ CONF.
Average RPI Loss:	191	RECORD	PCT. RANK	GAMES	SCHEDULE	OF SCHEDULE	RPI	RPI	RPI	RPI
DIV. I ONLY	11- 14	208	4- 6	294	270	249	249	26	26	
DIV. I NON-CONF.	6- 5	148	0- 0	313	246	202	202	26	26	
TOTALS	RPI 1-25	RPI 26-50	W-L RECORDS	RPI 51-100	RPI 101-150	RPI 150+				
11- 14	0- 1	0- 0	OVERALL	0- 2	0- 2	11- 9				
6- 5	0- 0	0- 0	HOME	0- 1	0- 1	6- 3				
4- 9	0- 1	0- 0	AWAY	0- 1	0- 1	4- 6				
1- 0	0- 0	0- 0	NEUTRAL	0- 0	0- 0	1- 0				
6- 5	0- 1	0- 0	NON-CONFERENCE	0- 0	0- 2	6- 2				
2- 2	0- 0	0- 0	HOME	0- 0	0- 1	2- 1				
3- 3	0- 1	0- 0	AWAY	0- 0	0- 1	3- 1				
1- 0	0- 0	0- 0	NEUTRAL	0- 0	0- 0	1- 0				
5- 9	0- 0	0- 0	CONFERENCE	0- 2	0- 0	5- 7				
4- 3	0- 0	0- 0	HOME	0- 1	0- 0	4- 2				
1- 6	0- 0	0- 0	AWAY	0- 1	0- 0	1- 5				
0- 0	0- 0	0- 0	NEUTRAL	0- 0	0- 0	0- 0				

RPI 1-25				RPI 26-50				RPI 51-100				RPI 101+ Team's RPI: 249			
RPI	S	Opponent	Score	RPI	S	Opponent	Score	RPI	S	Opponent	Score	RPI	S	Opponent	Score
10	A	Florida St.	62 73					61	A	Belmont	52 61	105	H	Clemson	63 69
								61	H	Belmont	53 54	109	A	Ole Miss	50 68
												185	H	Morehead St.	69 68
												202	H	New Orleans	79 81
												206	A	SIUE	62 69
												227	H	Ga. Southern	67 55
												237	A	UT Martin	83 94
												245	H	Murray St.	64 71
												264	A	Tennessee Tech	54 56
												264	H	Tennessee Tech	57 44
												265	A	Tennessee St.	51 64
												265	H	Tennessee St.	69 56
												272	H	Austin Peay	65 45
												276	A	Kennesaw St.	65 59
												277	A	Savannah St.	64 57
												278	H	Southeast Mo. St.	58 65
												296	A	Eastern Ill.	67 71
												298	H	Nicholls St.	75 52
												299	A	Eastern Ky.	54 49
												301	A	Alcorn	70 66
												328	A	Fla. Atlantic	55 63
												339	N	Florida A&M	66 54
LAST 12 Division I GAMES:															
264	H	Tennessee Tech	57 44	299	A	Eastern Ky.	54 49								
265	H	Tennessee St.	69 56	265	A	Tennessee St.	51 64								
61	A	Belmont	52 61	61	H	Belmont	53 54								
206	A	SIUE	62 69	264	A	Tennessee Tech	54 56								
278	H	Southeast Mo. St.	58 65	272	H	Austin Peay	65 45								
185	H	Morehead St.	69 68	245	H	Murray St.	64 71								

Non-Div I Games: Brewton Parker 89 26

Jacksonville St.

■ Loss,
 ■ Non-Conf,
 ■ S Site,
 ■ Home
 ■ A Away
 N Neutral

Average RPI Win:	156	WON-LOST	WINNING	LAST 10	STRENGTH OF	OPP. STRENGTH	TEAM	ADJ.	CONF.	ADJ CONF.
Average RPI Loss:	88	RECORD	PCT. RANK	GAMES	SCHEDULE	OF SCHEDULE	RPI	RPI	RPI	RPI
DIV. I ONLY	19- 6	39	9- 1	92	71	39	39	9	9	
DIV. I NON-CONF.	7- 4	114	0- 0	118	13	75	75	8	8	
TOTALS	RPI 1-25	RPI 26-50	W-L RECORDS	RPI 51-100	RPI 101-150	RPI 150+				
19- 6	0- 2	2- 1	OVERALL	2- 1	3- 0	12- 2				
9- 2	0- 1	1- 0	HOME	2- 0	1- 0	5- 1				
9- 3	0- 1	1- 0	AWAY	0- 1	2- 0	6- 1				
1- 1	0- 0	0- 1	NEUTRAL	0- 0	0- 0	1- 0				
7- 4	0- 2	0- 1	NON-CONFERENCE	1- 1	1- 0	5- 0				
3- 1	0- 1	0- 0	HOME	1- 0	0- 0	2- 0				
3- 2	0- 1	0- 0	AWAY	0- 1	1- 0	2- 0				
1- 1	0- 0	0- 1	NEUTRAL	0- 0	0- 0	1- 0				
12- 2	0- 0	2- 0	CONFERENCE	1- 0	2- 0	7- 2				
6- 1	0- 0	1- 0	HOME	1- 0	1- 0	3- 1				
6- 1	0- 0	1- 0	AWAY	0- 0	1- 0	4- 1				
0- 0	0- 0	0- 0	NEUTRAL	0- 0	0- 0	0- 0				

RPI 1-25				RPI 26-50				Team's RPI: 39		RPI 51-100				RPI 101+			
RPI	S	Opponent	Score	RPI	S	Opponent	Score		RPI	S	Opponent	Score	RPI	S	Opponent	Score	
10	A	Florida St.	64 84	31	A	Elon	76 70		59	H	Drexel	54 47	104	A	Saint Joseph's	85 72	
18	H	Tennessee	69 81	31	H	Elon	61 54		72	A	St. John's (NY)	63 74	130	A	Delaware	66 51	
				44	N	Iowa	75 90		78	H	Wake Forest	83 76	130	H	Delaware	77 42	
													151	A	William & Mary	79 64	
													152	N	Idaho St.	83 53	
													168	A	Northeastern	67 49	
													168	H	Northeastern	74 54	
													176	H	Hampton	71 50	
													186	A	Hofstra	61 50	
													186	H	Hofstra	93 57	
													193	A	Towson	51 54	
													193	H	Towson	55 60	
													213	A	Rutgers	82 76	
													214	A	UNCW	70 59	
													214	H	UNCW	73 51	
													242	A	Liberty	62 48	
													324	H	St. Francis Brooklyn	83 57	
LAST 12 Division I GAMES:																	
				214	A	UNCW	70 59		59	H	Drexel	54 47					
				31	H	Elon	61 54		193	H	Towson	55 60					
				130	H	Delaware	77 42		31	A	Elon	76 70					
				168	A	Northeastern	67 49		168	H	Northeastern	74 54					
				186	A	Hofstra	61 50		130	A	Delaware	66 51					
				151	A	William & Mary	79 64		193	A	Towson	51 54					

Non-Div I Games:

James Madison

■ Loss,
■ Non-Conf, S Site,
■ Home
■ Away
N Neutral

Kansas

Through Games Of Feb. 18, 2017

Average RPI Win:	146	WON-LOST	WINNING	LAST 10	STRENGTH OF	OPP. STRENGTH	TEAM	ADJ.	CONF.	ADJ CONF.
Average RPI Loss:	59	RECORD	PCT. RANK	GAMES	SCHEDULE	OF SCHEDULE	RPI	RPI	RPI	RPI
DIV. I ONLY	8- 18	273	2- 8	25	18	154	154	4	4	
DIV. I NON-CONF.	6- 5	148	0- 0	77	91	136	136	3	3	
TOTALS	RPI 1-25	RPI 26-50	W-L RECORDS	RPI 51-100	RPI 101-150	RPI 150+				
8- 18	0- 8	0- 1	OVERALL	2- 5	4- 3	2- 1				
7- 8	0- 3	0- 1	HOME	2- 2	3- 1	2- 1				
1- 10	0- 5	0- 0	AWAY	0- 3	1- 2	0- 0				
0- 0	0- 0	0- 0	NEUTRAL	0- 0	0- 0	0- 0				
6- 5	0- 1	0- 1	NON-CONFERENCE	0- 1	4- 1	2- 1				
5- 3	0- 0	0- 1	HOME	0- 1	3- 0	2- 1				
1- 2	0- 1	0- 0	AWAY	0- 0	1- 1	0- 0				
0- 0	0- 0	0- 0	NEUTRAL	0- 0	0- 0	0- 0				
2- 13	0- 7	0- 0	CONFERENCE	2- 4	0- 2	0- 0				
2- 5	0- 3	0- 0	HOME	2- 1	0- 1	0- 0				
0- 8	0- 4	0- 0	AWAY	0- 3	0- 1	0- 0				
0- 0	0- 0	0- 0	NEUTRAL	0- 0	0- 0	0- 0				

RPI 1-25				RPI 26-50				RPI 51-100				RPI 101+ Team's RPI: 154			
RPI	S	Opponent	Score	RPI	S	Opponent	Score	RPI	S	Opponent	Score	RPI	S	Opponent	Score
7	A	Texas	42 75	29	H	Harvard	59 69	55	H	West Virginia	51 62	111	H	Arizona	75 51
7	H	Texas	54 66					63	A	Iowa St.	58 87	121	H	North Dakota	76 71
8	A	Baylor	43 90					69	A	Oklahoma St.	70 74	129	A	Alabama	65 71
8	H	Baylor	43 92					69	H	Oklahoma St.	67 49	135	A	TCU	68 83
14	A	Oklahoma	52 89					90	H	SMU	63 75	135	H	TCU	68 80
14	H	Oklahoma	54 84					97	A	Texas Tech	60 75	148	H	Oral Roberts	64 56
21	A	Kansas St.	60 73					97	H	Texas Tech	66 60	149	A	Memphis	68 58
22	A	Creighton	49 69									161	H	Missouri St.	64 87
												164	H	UC Riverside	90 84
												307	H	Rhode Island	72 36
LAST 12 Division I GAMES:															
97	A	Texas Tech	60 75	69	A	Oklahoma St.	70 74								
7	A	Texas	42 75	135	A	TCU	68 83								
69	H	Oklahoma St.	67 49	55	H	West Virginia	51 62								
135	H	TCU	68 80	8	H	Baylor	43 92								
14	A	Oklahoma	52 89	21	A	Kansas St.	60 73								
97	H	Texas Tech	66 60	63	A	Iowa St.	58 87								

Non-Div I Games:

Kansas

Loss, Non-Conf, S Site, H Home A Away N Neutral

Average RPI Win:	119	WON-LOST	WINNING	LAST 10	STRENGTH OF	OPP. STRENGTH	TEAM	ADJ.	CONF.	ADJ CONF.
Average RPI Loss:	28	RECORD	PCT. RANK	GAMES	SCHEDULE	OF SCHEDULE	RPI	RPI	RPI	RPI
DIV. I ONLY	19- 8	68	6- 4	30	4	21	21	4	4	
DIV. I NON-CONF.	10- 2	32	0- 0	60	21	20	20	3	3	
TOTALS	RPI 1-25	RPI 26-50	W-L RECORDS	RPI 51-100	RPI 101-150	RPI 150+				
19- 8	1- 5	2- 0	OVERALL	6- 3	6- 0	4- 0				
12- 2	0- 2	1- 0	HOME	4- 0	4- 0	3- 0				
4- 6	0- 3	0- 0	AWAY	2- 3	2- 0	0- 0				
3- 0	1- 0	1- 0	NEUTRAL	0- 0	0- 0	1- 0				
10- 2	1- 1	2- 0	NON-CONFERENCE	0- 1	4- 0	3- 0				
6- 1	0- 1	1- 0	HOME	0- 0	3- 0	2- 0				
1- 1	0- 0	0- 0	AWAY	0- 1	1- 0	0- 0				
3- 0	1- 0	1- 0	NEUTRAL	0- 0	0- 0	1- 0				
9- 6	0- 4	0- 0	CONFERENCE	6- 2	2- 0	1- 0				
6- 1	0- 1	0- 0	HOME	4- 0	1- 0	1- 0				
3- 5	0- 3	0- 0	AWAY	2- 2	1- 0	0- 0				
0- 0	0- 0	0- 0	NEUTRAL	0- 0	0- 0	0- 0				

RPI 1-25				RPI 26-50				RPI 51-100				RPI 101+			
RPI	S	Opponent	Score	RPI	S	Opponent	Score	RPI	S	Opponent	Score	RPI	S	Opponent	Score
1	H	UConn	58 75	32	N	North Carolina St.	67 50	55	A	West Virginia	59 66	107	H	UT Arlington	62 49
7	A	Texas	58 63	38	H	Auburn	71 66	55	H	West Virginia	86 71	113	H	Princeton	60 42
8	A	Baylor	57 87					63	A	Iowa St.	69 75	128	H	Lamar University	68 43
8	H	Baylor	49 91					63	H	Iowa St.	80 68	135	A	TCU	68 65
14	A	Oklahoma	80 85					65	A	UNI	59 67	135	H	TCU	74 63
25	N	LSU	69 54					69	A	Oklahoma St.	63 43	150	A	Omaha	70 57
								69	H	Oklahoma St.	74 69	154	H	Kansas	73 60
								97	A	Texas Tech	65 53	157	H	Tulsa	82 62
								97	H	Texas Tech	68 54	300	N	UTEP	61 40
												336	H	Chicago St.	83 33
LAST 12 Division I GAMES:															
135	A	TCU	68 65	8	H	Baylor	49 91								
55	A	West Virginia	59 66	63	A	Iowa St.	69 75								
63	H	Iowa St.	80 68	135	H	TCU	74 63								
7	A	Texas	58 63	69	A	Oklahoma St.	63 43								
97	A	Texas Tech	65 53	154	H	Kansas	73 60								
69	H	Oklahoma St.	74 69	97	H	Texas Tech	68 54								

Non-Div I Games:

Kansas St.

Average RPI Win:	300	WON-LOST	WINNING	LAST 10	STRENGTH OF	OPP. STRENGTH	TEAM	ADJ.	CONF.	ADJ CONF.
Average RPI Loss:	157	RECORD	PCT. RANK	GAMES	SCHEDULE	OF SCHEDULE	RPI	RPI	RPI	RPI
DIV. I ONLY	8- 18	273	6- 4	210	259	276	276	23	23	
DIV. I NON-CONF.	1- 13	334	0- 0	227	231	338	338	24	24	
TOTALS	RPI 1-25	RPI 26-50	W-L RECORDS	RPI 51-100	RPI 101-150	RPI 150+				
8- 18	0- 1	0- 0	OVERALL	0- 7	0- 2	8- 8				
4- 7	0- 1	0- 0	HOME	0- 2	0- 1	4- 3				
4- 8	0- 0	0- 0	AWAY	0- 0	0- 0	4- 0				
0- 3	0- 0	0- 0	NEUTRAL	0- 0	0- 0	0- 3				
1- 13	0- 1	0- 0	NON-CONFERENCE	0- 4	0- 0	1- 8				
1- 5	0- 1	0- 0	HOME	0- 1	0- 0	1- 3				
0- 5	0- 0	0- 0	AWAY	0- 3	0- 0	0- 2				
0- 3	0- 0	0- 0	NEUTRAL	0- 0	0- 0	0- 3				
7- 5	0- 0	0- 0	CONFERENCE	0- 3	0- 2	7- 0				
3- 2	0- 0	0- 0	HOME	0- 1	0- 1	3- 0				
4- 3	0- 0	0- 0	AWAY	0- 2	0- 1	4- 0				
0- 0	0- 0	0- 0	NEUTRAL	0- 0	0- 0	0- 0				

RPI S	Opponent	Score	RPI S	Opponent	Score	RPI S	Opponent	Score	RPI S	Opponent	Score	Team's RPI: 276
23	H Temple	38 79				51	H Georgia Tech	49 86	116	A Stetson	43 60	
						89	A Georgia	40 82	116	H Stetson	56 65	
						92	A Vanderbilt	54 86	181	N Xavier	52 75	
						93	A Mercer	46 61	185	H Morehead St.	50 71	
						95	A Jacksonville	48 72	232	N Portland St.	61 71	
						96	A FGCU	35 69	247	A Georgia St.	59 62	
						96	H FGCU	56 75	249	H Jacksonville St.	59 65	
									260	H Wofford	49 78	
									272	A Austin Peay	49 68	
									277	H Savannah St.	72 60	
									285	A North Florida	67 61	
									285	H North Florida	52 48	
									290	A Lipscomb	70 55	
									315	A NJIT	66 56	
									315	H NJIT	75 64	
									317	A USC Upstate	79 71	
									317	H USC Upstate	74 67	
									326	N Arkansas St.	67 70	
LAST 12 Division I GAMES:												
285	H North Florida	52 48	317	A USC Upstate	79 71							
116	A Stetson	43 60	285	A North Florida	67 61							
96	A FGCU	35 69	95	A Jacksonville	48 72							
315	A NJIT	66 56	96	H FGCU	56 75							
317	H USC Upstate	74 67	116	H Stetson	56 65							
315	H NJIT	75 64	290	A Lipscomb	70 55							

Non-Div I Games:

Kennesaw St.

■ Loss,
■ Non-Conf,
■ S Site,
■ H Home
■ A Away
N Neutral

Average RPI Win:	201	WON-LOST	WINNING	LAST 10	STRENGTH OF	OPP. STRENGTH	TEAM	ADJ.	CONF.	ADJ CONF.
Average RPI Loss:	88	RECORD	PCT. RANK	GAMES	SCHEDULE	OF SCHEDULE	RPI	RPI	RPI	RPI
DIV. I ONLY	15- 11	127	8- 2	67	146	99	99	10	10	
DIV. I NON-CONF.	6- 6	165	0- 0	81	211	137	137	11	11	
TOTALS	RPI 1-25	RPI 26-50	W-L RECORDS	RPI 51-100	RPI 101-150	RPI 150+				
15- 11	0- 1	2- 2	OVERALL	2- 5	1- 1	10- 2				
9- 3	0- 0	1- 1	HOME	1- 1	0- 0	7- 1				
5- 6	0- 0	1- 1	AWAY	0- 3	1- 1	3- 1				
1- 2	0- 1	0- 0	NEUTRAL	1- 1	0- 0	0- 0				
6- 6	0- 1	0- 1	NON-CONFERENCE	1- 2	1- 0	4- 2				
4- 1	0- 0	0- 0	HOME	0- 0	0- 0	4- 1				
1- 3	0- 0	0- 1	AWAY	0- 1	1- 0	0- 1				
1- 2	0- 1	0- 0	NEUTRAL	1- 1	0- 0	0- 0				
9- 5	0- 0	2- 1	CONFERENCE	1- 3	0- 1	6- 0				
5- 2	0- 0	1- 1	HOME	1- 1	0- 0	3- 0				
4- 3	0- 0	1- 0	AWAY	0- 2	0- 1	3- 0				
0- 0	0- 0	0- 0	NEUTRAL	0- 0	0- 0	0- 0				

RPI 1-25				RPI 26-50				RPI 51-100				Team's RPI: 99	RPI 101+			
RPI	S	Opponent	Score	RPI	S	Opponent	Score	RPI	S	Opponent	Score		RPI	S	Opponent	Score
8	N	Baylor	42 84	42	H	Central Mich.	78 91	56	N	Western Ky.	73 79		127	A	Ball St.	47 71
				44	A	Iowa	48 83	64	A	Minnesota	62 92		136	A	Wright St.	79 69
				49	A	Ohio	68 65	81	A	Buffalo	62 77		169	A	Detroit Mercy	52 73
				49	H	Ohio	83 77	82	A	Northern Ill.	72 93		175	A	Western Mich.	71 67
								82	H	Northern Ill.	97 98		211	H	Robert Morris	65 68
								84	H	Toledo	70 60		212	H	Bradley	77 52
								96	N	FGCU	77 64		223	A	Akron	72 58
													235	H	Miami (OH)	84 66
													259	H	Bowling Green	80 78
													288	A	Eastern Mich.	86 67
													288	H	Eastern Mich.	83 65
													299	H	Eastern Ky.	80 67
													308	H	Youngstown St.	75 60
													321	H	Fort Wayne	66 55
LAST 12 Division I GAMES:																
				49	H	Ohio	83 77	82	A	Northern Ill.	72 93					
				223	A	Akron	72 58	84	H	Toledo	70 60					
				288	H	Eastern Mich.	83 65	175	A	Western Mich.	71 67					
				81	A	Buffalo	62 77	49	A	Ohio	68 65					
				235	H	Miami (OH)	84 66	82	H	Northern Ill.	97 98					
				259	H	Bowling Green	80 78	288	A	Eastern Mich.	86 67					

Non-Div I Games:

Kent St.

■ Loss,
■ Non-Conf, S Site,
■ Home
■ Away
N Neutral

Kentucky

Through Games Of Feb. 18, 2017

Average RPI Win:	95	WON-LOST	WINNING	LAST 10	STRENGTH OF	OPP. STRENGTH	TEAM	ADJ.	CONF.	ADJ CONF.
Average RPI Loss:	25	RECORD	PCT. RANK	GAMES	SCHEDULE	OF SCHEDULE	RPI	RPI	RPI	RPI
DIV. I ONLY	18- 8	72	8- 2	4	8	15	15	2	2	
DIV. I NON-CONF.	9- 4	85	0- 0	4	26	18	18	2	2	
TOTALS	RPI 1-25	RPI 26-50	W-L RECORDS	RPI 51-100	RPI 101-150	RPI 150+				
18- 8	4- 6	1- 1	OVERALL	6- 1	5- 0	2- 0				
13- 3	3- 2	0- 1	HOME	5- 0	3- 0	2- 0				
5- 5	1- 4	1- 0	AWAY	1- 1	2- 0	0- 0				
0- 0	0- 0	0- 0	NEUTRAL	0- 0	0- 0	0- 0				
9- 4	2- 2	0- 1	NON-CONFERENCE	3- 1	2- 0	2- 0				
9- 1	2- 0	0- 1	HOME	3- 0	2- 0	2- 0				
0- 3	0- 2	0- 0	AWAY	0- 1	0- 0	0- 0				
0- 0	0- 0	0- 0	NEUTRAL	0- 0	0- 0	0- 0				
9- 4	2- 4	1- 0	CONFERENCE	3- 0	3- 0	0- 0				
4- 2	1- 2	0- 0	HOME	2- 0	1- 0	0- 0				
5- 2	1- 2	1- 0	AWAY	1- 0	2- 0	0- 0				
0- 0	0- 0	0- 0	NEUTRAL	0- 0	0- 0	0- 0				

RPI	S	Opponent	Score	RPI	S	Opponent	Score	RPI	S	Opponent	Score	RPI	S	Opponent	Score
4	H	South Carolina	63 75	28	H	Arizona St.	71 73	73	H	New Hampshire	92 43	109	H	Ole Miss	89 57
9	A	Duke	54 69	38	A	Auburn	64 60	79	H	Middle Tenn.	61 48	129	A	Alabama	71 54
13	A	Louisville	67 69					86	A	Colorado	69 79	134	H	Radford	59 36
14	H	Oklahoma	82 68					89	A	Georgia	66 56	139	H	Albany (NY)	70 46
16	H	Texas A&M	68 77					89	H	Georgia	82 61	141	A	Arkansas	69 62
18	A	Tennessee	65 72					92	H	Vanderbilt	71 63	185	H	Morehead St.	74 47
19	H	Miami (FL)	82 66					94	H	Washington St.	69 67	230	H	Samford	80 57
24	A	Missouri	67 73												
24	H	Missouri	64 62												
25	A	LSU	55 42												
LAST 12 Division I GAMES:															
141	A	Arkansas	69 62	38	A	Auburn	64 60								
89	A	Georgia	66 56	25	A	LSU	55 42								
92	H	Vanderbilt	71 63	89	H	Georgia	82 61								
4	H	South Carolina	63 75	129	A	Alabama	71 54								
24	A	Missouri	67 73	16	H	Texas A&M	68 77								
109	H	Ole Miss	89 57	24	H	Missouri	64 62								

Non-Div I Games:

Kentucky

■ Loss,
 ■ Non-Conf, S Site,
 ■ Home
 ■ Away
 N Neutral

Average RPI Win: 297		WON-LOST	WINNING	LAST 10	STRENGTH OF	OPP. STRENGTH	TEAM	ADJ.	CONF.	ADJ CONF.
Average RPI Loss: 228		RECORD	PCT. RANK	GAMES	SCHEDULE	OF SCHEDULE	RPI	RPI	RPI	RPI
DIV. I ONLY		4- 22	328	1- 6	262	348	337	337	31	31
DIV. I NON-CONF.		1- 10	325	0- 1	155	314	326	326	32	32
TOTALS	RPI 1-25		RPI 26-50		W-L RECORDS		RPI 51-100		RPI 101-150	RPI 150+
4- 22	0- 0		0- 1		OVERALL		0- 0		0- 2	4- 19
3- 11	0- 0		0- 0		HOME		0- 0		0- 1	3- 10
1- 9	0- 0		0- 1		AWAY		0- 0		0- 0	1- 8
0- 2	0- 0		0- 0		NEUTRAL		0- 0		0- 1	0- 1
1- 10	0- 0		0- 1		NON-CONFERENCE		0- 0		0- 2	1- 7
1- 4	0- 0		0- 0		HOME		0- 0		0- 1	1- 3
0- 4	0- 0		0- 1		AWAY		0- 0		0- 0	0- 3
0- 2	0- 0		0- 0		NEUTRAL		0- 0		0- 1	0- 1
3- 12	0- 0		0- 0		CONFERENCE		0- 0		0- 0	3- 12
2- 7	0- 0		0- 0		HOME		0- 0		0- 0	2- 7
1- 5	0- 0		0- 0		AWAY		0- 0		0- 0	1- 5
0- 0	0- 0		0- 0		NEUTRAL		0- 0		0- 0	0- 0

[illegible]

Non-Div I Games:

LIU Brooklyn

Loss, Non-Conf, S Site, H Home A Away N Neutral

Average RPI Win:	125	WON-LOST	WINNING	LAST 10	STRENGTH OF	OPP. STRENGTH	TEAM	ADJ.	CONF.	ADJ CONF.
Average RPI Loss:	21	RECORD	PCT. RANK	GAMES	SCHEDULE	OF SCHEDULE	RPI	RPI	RPI	RPI
DIV. I ONLY	18- 8	72	5- 5	17	16	25	25	2	2	
DIV. I NON-CONF.	11- 2	23	0- 0	59	27	25	25	2	2	
TOTALS	RPI 1-25	RPI 26-50	W-L RECORDS	RPI 51-100	RPI 101-150	RPI 150+				
18- 8	2- 7	3- 0	OVERALL	2- 1	6- 0	5- 0				
12- 3	2- 3	2- 0	HOME	2- 0	3- 0	3- 0				
3- 4	0- 0	0- 0	AWAY	0- 0	2- 0	1- 0				
3- 1	0- 1	1- 0	NEUTRAL	0- 0	1- 0	1- 0				
11- 2	0- 2	3- 0	NON-CONFERENCE	1- 0	2- 0	5- 0				
7- 1	0- 1	2- 0	HOME	1- 0	1- 0	3- 0				
1- 0	0- 0	0- 0	AWAY	0- 0	0- 0	1- 0				
3- 1	0- 1	1- 0	NEUTRAL	0- 0	1- 0	1- 0				
7- 6	2- 5	0- 0	CONFERENCE	1- 1	4- 0	0- 0				
5- 2	2- 2	0- 0	HOME	1- 0	2- 0	0- 0				
2- 4	0- 3	0- 0	AWAY	0- 1	2- 0	0- 0				
0- 0	0- 0	0- 0	NEUTRAL	0- 0	0- 0	0- 0				

RPI S	Opponent	Score	RPI S	Opponent	Score	RPI S	Opponent	Score	RPI S	Opponent	Score
1	H UConn	53 76	32	N North Carolina St.	59 58	77	H Florida	78 67	106	N North Carolina	70 43
3	A Mississippi St.	48 74	43	H Tulane	69 51	78	H Wake Forest	60 57	109	A Ole Miss	62 51
4	H South Carolina	61 84	48	H Little Rock	69 49	92	A Vanderbilt	68 70	129	H Alabama	48 41
15	H Kentucky	42 55							135	H TCU	67 61
16	A Texas A&M	52 54							141	A Arkansas	53 52
16	H Texas A&M	67 63							141	H Arkansas	53 46
18	A Tennessee	58 77							158	A Louisiana Tech	77 73
21	N Kansas St.	54 69							167	H Rice	66 55
24	H Missouri	80 71							208	H Alabama St.	93 40
									300	N UTEP	78 45
									341	H Sam Houston St.	89 41
LAST 12 Division I GAMES:											
16	H Texas A&M	67 63	16	A Texas A&M	52 54						
92	A Vanderbilt	68 70	15	H Kentucky	42 55						
109	A Ole Miss	62 51	4	H South Carolina	61 84						
129	H Alabama	48 41	24	H Missouri	80 71						
18	A Tennessee	58 77	141	A Arkansas	53 52						
141	H Arkansas	53 46	77	H Florida	78 67						

Non-Div I Games:

LSU

■ Loss,
■ Non-Conf,
■ S Site,
■ H Home
■ A Away
N Neutral

Average RPI Win:	231	WON-LOST	WINNING	LAST 10	STRENGTH OF	OPP. STRENGTH	TEAM	ADJ.	CONF.	ADJ CONF.
Average RPI Loss:	105	RECORD	PCT. RANK	GAMES	SCHEDULE	OF SCHEDULE	RPI	RPI	RPI	RPI
DIV. I ONLY	15- 11	127	6- 4	226	127	165	165	12	12	
DIV. I NON-CONF.	7- 5	137	0- 1	216	194	165	165	12	12	
TOTALS	RPI 1-25	RPI 26-50	W-L RECORDS	RPI 51-100	RPI 101-150	RPI 150+				
15- 11	0- 1	0- 3	OVERALL	2- 0	0- 6	13- 1				
7- 6	0- 0	0- 2	HOME	0- 0	0- 3	7- 1				
7- 5	0- 1	0- 1	AWAY	2- 0	0- 3	5- 0				
1- 0	0- 0	0- 0	NEUTRAL	0- 0	0- 0	1- 0				
7- 5	0- 1	0- 2	NON-CONFERENCE	1- 0	0- 1	6- 1				
4- 2	0- 0	0- 1	HOME	0- 0	0- 0	4- 1				
2- 3	0- 1	0- 1	AWAY	1- 0	0- 1	1- 0				
1- 0	0- 0	0- 0	NEUTRAL	0- 0	0- 0	1- 0				
8- 6	0- 0	0- 1	CONFERENCE	1- 0	0- 5	7- 0				
3- 4	0- 0	0- 1	HOME	0- 0	0- 3	3- 0				
5- 2	0- 0	0- 0	AWAY	1- 0	0- 2	4- 0				
0- 0	0- 0	0- 0	NEUTRAL	0- 0	0- 0	0- 0				

RPI 1-25				RPI 26-50				RPI 51-100				RPI 101+ Team's RPI: 165			
RPI	S	Opponent	Score	RPI	S	Opponent	Score	RPI	S	Opponent	Score	RPI	S	Opponent	Score
23	A	Temple	70 86	29	H	Harvard	64 66	52	A	Dayton	54 51	103	H	Saint Louis	74 79
				46	H	George Washington	65 79	88	A	Penn	58 56	104	A	Saint Joseph's	58 67
				50	A	Villanova	49 52					104	H	Saint Joseph's	55 75
												112	A	Rider	61 74
												132	H	Duquesne	68 76
												137	A	VCU	56 61
												182	H	George Mason	59 57
												184	H	Fairfield	68 61
												210	H	American	63 59
												214	A	UNCW	64 48
												225	A	Richmond	63 58
												231	A	St. Bonaventure	57 45
												235	N	Miami (OH)	79 70
												274	A	Davidson	65 58
												292	H	Massachusetts	68 64
												307	A	Rhode Island	58 49
												307	H	Rhode Island	70 51
												318	H	UMKC	64 59
												319	H	Lafayette	49 56
												347	H	Delaware St.	78 38
LAST 12 Division I GAMES:															
103	H	Saint Louis	74 79	292	H	Massachusetts	68 64								
104	A	Saint Joseph's	58 67	274	A	Davidson	65 58								
231	A	St. Bonaventure	57 45	225	A	Richmond	63 58								
46	H	George Washington	65 79	104	H	Saint Joseph's	55 75								
307	A	Rhode Island	58 49	29	H	Harvard	64 66								
182	H	George Mason	59 57	307	H	Rhode Island	70 51								

Non-Div I Games:

La Salle

■ Loss,
 ■ Non-Conf,
 ■ S Site,
 ■ H Home
 ■ A Away
 N Neutral

Average RPI Win:	305	WON-LOST	WINNING	LAST 10	STRENGTH OF	OPP. STRENGTH	TEAM	ADJ.	CONF.	ADJ CONF.
Average RPI Loss:	186	RECORD	PCT. RANK	GAMES	SCHEDULE	OF SCHEDULE	RPI	RPI	RPI	RPI
DIV. I ONLY	3- 20	331	2- 8	249	271	329	329	21	21	
DIV. I NON-CONF.	1- 8	314	0- 0	296	325	339	339	19	19	
TOTALS	RPI 1-25	RPI 26-50	W-L RECORDS	RPI 51-100	RPI 101-150	RPI 150+				
3- 20	0- 0	0- 2	OVERALL	0- 0	0- 4	3- 14				
2- 9	0- 0	0- 1	HOME	0- 0	0- 1	2- 7				
1- 11	0- 0	0- 1	AWAY	0- 0	0- 3	1- 7				
0- 0	0- 0	0- 0	NEUTRAL	0- 0	0- 0	0- 0				
1- 8	0- 0	0- 0	NON-CONFERENCE	0- 0	0- 2	1- 6				
0- 4	0- 0	0- 0	HOME	0- 0	0- 0	0- 4				
1- 4	0- 0	0- 0	AWAY	0- 0	0- 2	1- 2				
0- 0	0- 0	0- 0	NEUTRAL	0- 0	0- 0	0- 0				
2- 12	0- 0	0- 2	CONFERENCE	0- 0	0- 2	2- 8				
2- 5	0- 0	0- 1	HOME	0- 0	0- 1	2- 3				
0- 7	0- 0	0- 1	AWAY	0- 0	0- 1	0- 5				
0- 0	0- 0	0- 0	NEUTRAL	0- 0	0- 0	0- 0				

RPI 1-25			RPI 26-50			RPI 51-100			RPI 101+			Team's RPI: 329
RPI	S	Opponent	Score	RPI	S	Opponent	Score	RPI	S	Opponent	Score	
				48	A	Little Rock	34 78					
				48	H	Little Rock	47 92					
LAST 12 Division I GAMES:												
160	H	Louisiana	59 65	48	H	Little Rock	47 92	107	A	UT Arlington	59 93	
238	H	South Ala.	44 74	107	A	UT Arlington	59 93	108	H	Troy	67 94	
108	H	Troy	67 94	172	A	Texas St.	50 63	109	A	Ole Miss	40 97	
227	A	Ga. Southern	65 76	247	H	Georgia St.	72 63	141	A	Arkansas	46 92	
247	A	Georgia St.	35 87	227	H	Ga. Southern	44 65	158	H	Louisiana Tech	53 73	
326	H	Arkansas St.	59 51	160	A	Louisiana	57 67	160	H	Louisiana	59 65	
				160	A	Louisiana	57 67	167	H	Rice	50 93	
								172	A	Texas St.	50 63	
								218	H	Grambling	54 59	
								227	A	Ga. Southern	65 76	
								227	H	Ga. Southern	44 65	
								238	H	South Ala.	44 74	
								247	A	Georgia St.	35 87	
								247	H	Georgia St.	72 63	
								269	H	McNeese	52 78	
								297	A	Northwestern St.	65 67	
								298	A	Nicholls St.	54 73	
								326	A	Arkansas St.	56 71	
								326	H	Arkansas St.	59 51	
								342	A	Houston Baptist	77 65	

Non-Div I Games: Centenary (LA) 83 39 LSU-Alexandria 73 61

La.-Monroe

Loss, Non-Conf, S Site, H Home A Away N Neutral

Lafayette

Through Games Of Feb. 18, 2017

Average RPI Win: 239	WON-LOST	WINNING	LAST 10	STRENGTH OF	OPP. STRENGTH	TEAM	ADJ.	CONF.	ADJ CONF.
Average RPI Loss: 178	RECORD	PCT. RANK	GAMES	SCHEDULE	OF SCHEDULE	RPI	RPI	RPI	RPI
DIV. I ONLY	2- 25	345	1- 9	154	253	319	319	24	24
DIV. I NON-CONF.	1- 11	330	0- 0	37	174	237	237	25	25
TOTALS	RPI 1-25	RPI 26-50	W-L RECORDS	RPI 51-100	RPI 101-150	RPI 150+			
2- 25	0- 1	0- 0	OVERALL	0- 4	0- 5	2- 15			
0- 10	0- 0	0- 0	HOME	0- 2	0- 1	0- 7			
2- 12	0- 1	0- 0	AWAY	0- 1	0- 4	2- 6			
0- 3	0- 0	0- 0	NEUTRAL	0- 1	0- 0	0- 2			
1- 11	0- 1	0- 0	NON-CONFERENCE	0- 4	0- 3	1- 3			
0- 3	0- 0	0- 0	HOME	0- 2	0- 0	0- 1			
1- 5	0- 1	0- 0	AWAY	0- 1	0- 3	1- 0			
0- 3	0- 0	0- 0	NEUTRAL	0- 1	0- 0	0- 2			
1- 14	0- 0	0- 0	CONFERENCE	0- 0	0- 2	1- 12			
0- 7	0- 0	0- 0	HOME	0- 0	0- 1	0- 6			
1- 7	0- 0	0- 0	AWAY	0- 0	0- 1	1- 6			
0- 0	0- 0	0- 0	NEUTRAL	0- 0	0- 0	0- 0			

RPI 1-25				RPI 26-50				RPI 51-100				RPI 101+ Team's RPI: 319			
RPI	S	Opponent	Score	RPI	S	Opponent	Score	RPI	S	Opponent	Score	RPI	S	Opponent	Score
13	A	Louisville	48 92					59	H	Drexel	39 81	112	A	Rider	58 76
								72	A	St. John's (NY)	46 64	113	A	Princeton	27 65
								87	N	Chattanooga	43 68	120	A	Navy	41 76
								88	H	Penn	47 64	120	H	Navy	65 68
												132	A	Duquesne	52 67
												156	A	Army West Point	73 76
												156	H	Army West Point	55 63
												165	A	La Salle	56 49
												176	N	Hampton	55 58
												210	A	American	45 75
												210	H	American	52 76
												211	H	Robert Morris	51 62
												240	A	Boston U.	50 68
												240	H	Boston U.	58 75
												254	A	Colgate	69 76
												258	A	Loyola Maryland	47 75
												258	H	Loyola Maryland	55 60
												259	N	Bowling Green	42 69
												302	A	Lehigh	60 69
												302	H	Lehigh	53 56
												312	A	Holy Cross	85 70
												312	H	Holy Cross	61 67
LAST 12 Division I GAMES:															
302	A	Lehigh	60 69	258	A	Loyola Maryland	47 75								
210	A	American	45 75	302	H	Lehigh	53 56								
120	H	Navy	65 68	210	H	American	52 76								
312	A	Holy Cross	85 70	120	A	Navy	41 76								
240	H	Boston U.	58 75	312	H	Holy Cross	61 67								
156	H	Army West Point	55 63	240	A	Boston U.	50 68								

Non-Div I Games:

Lafayette

■ Loss,
 ■ Non-Conf,
 ■ S Site,
 ■ H Home
 ■ A Away
 N Neutral

Average RPI Win:	284	WON-LOST	WINNING	LAST 10	STRENGTH OF	OPP. STRENGTH	TEAM	ADJ.	CONF.	ADJ CONF.
Average RPI Loss:	94	RECORD	PCT. RANK	GAMES	SCHEDULE	OF SCHEDULE	RPI	RPI	RPI	RPI
DIV. I ONLY	15- 6	65	8- 2	318	235	128	128	27	27	
DIV. I NON-CONF.	3- 3	165	0- 0	196	9	127	127	27	27	
TOTALS	RPI 1-25	RPI 26-50	W-L RECORDS	RPI 51-100	RPI 101-150	RPI 150+				
15- 6	0- 2	0- 1	OVERALL	0- 1	1- 1	14- 1				
9- 0	0- 0	0- 0	HOME	0- 0	0- 0	9- 0				
6- 6	0- 2	0- 1	AWAY	0- 1	1- 1	5- 1				
0- 0	0- 0	0- 0	NEUTRAL	0- 0	0- 0	0- 0				
3- 3	0- 2	0- 1	NON-CONFERENCE	0- 0	0- 0	3- 0				
2- 0	0- 0	0- 0	HOME	0- 0	0- 0	2- 0				
1- 3	0- 2	0- 1	AWAY	0- 0	0- 0	1- 0				
0- 0	0- 0	0- 0	NEUTRAL	0- 0	0- 0	0- 0				
12- 3	0- 0	0- 0	CONFERENCE	0- 1	1- 1	11- 1				
7- 0	0- 0	0- 0	HOME	0- 0	0- 0	7- 0				
5- 3	0- 0	0- 0	AWAY	0- 1	1- 1	4- 1				
0- 0	0- 0	0- 0	NEUTRAL	0- 0	0- 0	0- 0				

RPI 1-25				RPI 26-50				RPI 51-100				RPI 101+ Team's RPI: 128			
RPI	S	Opponent	Score	RPI	S	Opponent	Score	RPI	S	Opponent	Score	RPI	S	Opponent	Score
5	A	Oregon St.	56 88	27	A	Oregon	67 84	100	A	Abilene Christian	59 77	110	A	SFA	66 74
21	A	Kansas St.	43 68									117	A	Central Ark.	70 56
												202	A	New Orleans	66 55
												202	H	New Orleans	73 42
												262	A	Canisius	65 51
												269	H	McNeese	79 57
												297	H	Northwestern St.	73 60
												298	A	Nicholls St.	67 78
												303	A	A&M-Corpus Christi	74 63
												303	H	A&M-Corpus Christi	65 49
												305	H	Northern Ariz.	75 60
												316	H	Loyola Chicago	76 50
												327	H	Southeastern La.	86 68
												332	H	Incarinate Word	83 54
												341	A	Sam Houston St.	70 44
												341	H	Sam Houston St.	84 51
												342	A	Houston Baptist	81 53
LAST 12 Division I GAMES:															
303	A	A&M-Corpus Christi	74 63	297	H	Northwestern St.	73 60								
342	A	Houston Baptist	81 53	303	H	A&M-Corpus Christi	65 49								
110	A	SFA	66 74	298	A	Nicholls St.	67 78								
341	H	Sam Houston St.	84 51	341	A	Sam Houston St.	70 44								
269	H	McNeese	79 57	100	A	Abilene Christian	59 77								
202	A	New Orleans	66 55	332	H	Incarinate Word	83 54								

Non-Div I Games: St. Thomas (TX) 95 49 Louisiana Col. 94 55 Howard Payne 93 56 Southwestern (TX) 87 41

Lamar University

Loss, Non-Conf, S Site, H Home A Away N Neutral

Average RPI Win: 294	WON-LOST	WINNING	LAST 10	STRENGTH OF	OPP. STRENGTH	TEAM	ADJ.	CONF.	ADJ CONF.
Average RPI Loss: 169	RECORD	PCT. RANK	GAMES	SCHEDULE	OF SCHEDULE	RPI	RPI	RPI	RPI
DIV. I ONLY	8- 17	268	4- 6	245	299	302	302	24	24
DIV. I NON-CONF.	4- 6	209	0- 0	205	327	257	257	25	25
TOTALS	RPI 1-25	RPI 26-50	W-L RECORDS	RPI 51-100	RPI 101-150	RPI 150+			
8- 17	0- 0	0- 1	OVERALL	0- 3	0- 4	8- 9			
6- 8	0- 0	0- 0	HOME	0- 1	0- 2	6- 5			
2- 9	0- 0	0- 1	AWAY	0- 2	0- 2	2- 4			
0- 0	0- 0	0- 0	NEUTRAL	0- 0	0- 0	0- 0			
4- 6	0- 0	0- 1	NON-CONFERENCE	0- 1	0- 2	4- 2			
3- 3	0- 0	0- 0	HOME	0- 0	0- 1	3- 2			
1- 3	0- 0	0- 1	AWAY	0- 1	0- 1	1- 0			
0- 0	0- 0	0- 0	NEUTRAL	0- 0	0- 0	0- 0			
4- 11	0- 0	0- 0	CONFERENCE	0- 2	0- 2	4- 7			
3- 5	0- 0	0- 0	HOME	0- 1	0- 1	3- 3			
1- 6	0- 0	0- 0	AWAY	0- 1	0- 1	1- 4			
0- 0	0- 0	0- 0	NEUTRAL	0- 0	0- 0	0- 0			

RPI S	Opponent	Score	RPI S	Opponent	Score	RPI S	Opponent	Score	RPI S	Opponent	Score	Team's RPI: 302
			50 A	Villanova	37 59	67 A	Bucknell	54 73	112 H	Rider	68 75	
						67 H	Bucknell	58 77	120 A	Navy	44 79	
						74 A	California	63 96	120 H	Navy	64 66	
									132 A	Duquesne	49 63	
									156 H	Army West Point	71 75	
									196 H	Sacred Heart	68 62	
									210 A	American	51 68	
									210 H	American	58 70	
									226 H	Monmouth	62 73	
									240 A	Boston U.	50 64	
									240 H	Boston U.	64 69	
									258 A	Loyola Maryland	58 62	
									258 H	Loyola Maryland	86 69	
									273 H	Norfolk St.	57 81	
									286 A	Mt. St. Mary's	74 57	
									312 A	Holy Cross	47 65	
									312 H	Holy Cross	80 64	
									315 H	NJIT	84 52	
									319 A	Lafayette	56 53	
									319 H	Lafayette	69 60	
									347 H	Delaware St.	91 80	
LAST 12 Division I GAMES:												
319 H	Lafayette	69 60	240 A	Boston U.	50 64							
120 A	Navy	44 79	319 A	Lafayette	56 53							
312 H	Holy Cross	80 64	120 H	Navy	64 66							
67 A	Bucknell	54 73	312 A	Holy Cross	47 65							
210 H	American	58 70	67 H	Bucknell	58 77							
258 H	Loyola Maryland	86 69	210 A	American	51 68							

Non-Div I Games: East Stroudsburg 78 72

Lehigh

■ Loss,
 ■ Non-Conf,
 ■ S Site,
 ■ H Home
 ■ A Away
 N Neutral

Liberty

Through Games Of Feb. 18, 2017

Average RPI Win: 257	WON-LOST	WINNING	LAST 10	STRENGTH OF	OPP. STRENGTH	TEAM	ADJ.	CONF.	ADJ CONF.
Average RPI Loss: 177	RECORD	PCT. RANK	GAMES	SCHEDULE	OF SCHEDULE	RPI	RPI	RPI	RPI
DIV. I ONLY	9- 15	245	6- 4	160	315	242	242	28	28
DIV. I NON-CONF.	0- 10	335	0- 0	56	235	305	305	28	28
TOTALS	RPI 1-25	RPI 26-50	W-L RECORDS	RPI 51-100	RPI 101-150	RPI 150+			
9- 15	0- 1	0- 1	OVERALL	0- 1	1- 3	8- 9			
7- 3	0- 1	0- 1	HOME	0- 0	1- 0	6- 1			
2- 8	0- 0	0- 0	AWAY	0- 0	0- 2	2- 6			
0- 4	0- 0	0- 0	NEUTRAL	0- 1	0- 1	0- 2			
0- 10	0- 1	0- 1	NON-CONFERENCE	0- 1	0- 2	0- 5			
0- 3	0- 1	0- 1	HOME	0- 0	0- 0	0- 1			
0- 3	0- 0	0- 0	AWAY	0- 0	0- 1	0- 2			
0- 4	0- 0	0- 0	NEUTRAL	0- 1	0- 1	0- 2			
9- 5	0- 0	0- 0	CONFERENCE	0- 0	1- 1	8- 4			
7- 0	0- 0	0- 0	HOME	0- 0	1- 0	6- 0			
2- 5	0- 0	0- 0	AWAY	0- 0	0- 1	2- 4			
0- 0	0- 0	0- 0	NEUTRAL	0- 0	0- 0	0- 0			

RPI 1-25				RPI 26-50				RPI 51-100				RPI 101+ Team's RPI: 242			
RPI	S	Opponent	Score	RPI	S	Opponent	Score	RPI	S	Opponent	Score	RPI	S	Opponent	Score
9	H	Duke	38 98	39	H	James Madison	48 62	52	N	Dayton	53 82	117	N	Central Ark.	41 61
												120	A	Navy	66 67
												134	A	Radford	68 76
												134	H	Radford	49 48
												188	A	UTSA	64 80
												200	A	Campbell	58 52
												203	N	UMBC	51 62
												209	H	Appalachian St.	57 66
												222	A	Presbyterian	55 56
												222	H	Presbyterian	68 60
												225	N	Richmond	54 63
												248	A	UNC Asheville	54 64
												250	A	Charleston So.	81 72
												250	H	Charleston So.	67 56
												270	A	High Point	69 78
												270	H	High Point	81 74
												304	A	Valparaiso	68 70
												313	A	Gardner-Webb	82 84
												313	H	Gardner-Webb	66 63
												333	H	Winthrop	80 51
												338	H	Longwood	92 47
LAST 12 Division I GAMES:															
250	H	Charleston So.	67 56	333	H	Winthrop	80 51								
270	A	High Point	69 78	134	A	Radford	68 76								
222	A	Presbyterian	55 56	248	A	UNC Asheville	54 64								
134	H	Radford	49 48	338	H	Longwood	92 47								
313	H	Gardner-Webb	66 63	313	A	Gardner-Webb	82 84								
200	A	Campbell	58 52	222	H	Presbyterian	68 60								

Non-Div I Games: West Liberty 64 38

Liberty

Loss, Non-Conf, S Site, H Home A Away N Neutral

Average RPI Win: 248	WON-LOST	WINNING	LAST 10	STRENGTH OF	OPP. STRENGTH	TEAM	ADJ.	CONF.	ADJ CONF.
Average RPI Loss: 177	RECORD	PCT. RANK	GAMES	SCHEDULE	OF SCHEDULE	RPI	RPI	RPI	RPI
DIV. I ONLY	4- 22	328	2- 8	103	309	290	290	23	23
DIV. I NON-CONF.	2- 12	310	0- 0	74	322	264	264	24	24
TOTALS	RPI 1-25	RPI 26-50	W-L RECORDS	RPI 51-100	RPI 101-150	RPI 150+			
4- 22	0- 0	0- 0	OVERALL	0- 6	1- 6	3- 10			
2- 9	0- 0	0- 0	HOME	0- 2	0- 3	2- 4			
2- 13	0- 0	0- 0	AWAY	0- 1	1- 0	1- 1			
0- 0	0- 0	0- 0	NEUTRAL	0- 0	0- 0	0- 0			
2- 12	0- 0	0- 0	NON-CONFERENCE	0- 2	1- 4	1- 6			
1- 4	0- 0	0- 0	HOME	0- 0	0- 2	1- 2			
1- 8	0- 0	0- 0	AWAY	0- 2	1- 2	0- 4			
0- 0	0- 0	0- 0	NEUTRAL	0- 0	0- 0	0- 0			
2- 10	0- 0	0- 0	CONFERENCE	0- 4	0- 2	2- 4			
1- 5	0- 0	0- 0	HOME	0- 2	0- 1	1- 2			
1- 5	0- 0	0- 0	AWAY	0- 2	0- 1	1- 2			
0- 0	0- 0	0- 0	NEUTRAL	0- 0	0- 0	0- 0			

RPI 1-25				RPI 26-50				RPI 51-100				RPI 101+				Team's RPI: 290	
RPI	S	Opponent	Score	RPI	S	Opponent	Score	RPI	S	Opponent	Score	RPI	S	Opponent	Score		
								56	A	Western Ky.	35	87	103	H	Saint Louis	38	83
								61	A	Belmont	62	100	109	A	Ole Miss	49	76
								95	A	Jacksonville	60	84	113	H	Princeton	43	71
								95	H	Jacksonville	67	73	116	A	Stetson	60	66
								96	A	FGCU	50	98	116	H	Stetson	66	91
								96	H	FGCU	63	90	127	A	Ball St.	78	74
													129	A	Alabama	35	82
													185	A	Morehead St.	53	73
													245	A	Murray St.	59	79
													250	H	Charleston So.	52	67
													258	A	Loyola Maryland	30	74
													264	H	Tennessee Tech	71	69
													265	H	Tennessee St.	71	77
													276	H	Kennesaw St.	55	70
													278	A	Southeast Mo. St.	63	79
													285	A	North Florida	60	58
													315	A	NJIT	68	76
													315	H	NJIT	53	76
													317	A	USC Upstate	75	89
													317	H	USC Upstate	84	77
LAST 12 Division I GAMES:																	
				95	H	Jacksonville	67	73	315	A	NJIT	68	76				
				96	A	FGCU	50	98	95	A	Jacksonville	60	84				
				116	A	Stetson	60	66	285	A	North Florida	60	58				
				317	A	USC Upstate	75	89	116	H	Stetson	66	91				
				315	H	NJIT	53	76	96	H	FGCU	63	90				
				317	H	USC Upstate	84	77	276	H	Kennesaw St.	55	70				

Non-Div I Games: Anderson (SC) 66 59

Lipscomb

■ Loss,
■ Non-Conf,
■ S Site,
■ H Home
■ A Away
N Neutral

Little Rock

Through Games Of Feb. 18, 2017

Average RPI Win:	208	WON-LOST	WINNING	LAST 10	STRENGTH OF	OPP. STRENGTH	TEAM	ADJ.	CONF.	ADJ CONF.
Average RPI Loss:	56	RECORD	PCT. RANK	GAMES	SCHEDULE	OF SCHEDULE	RPI	RPI	RPI	RPI
DIV. I ONLY	19- 7	55	4- 2	106	137	48	48	21	21	
DIV. I NON-CONF.	6- 6	165	0- 1	13	20	54	54	19	19	
TOTALS	RPI 1-25	RPI 26-50	W-L RECORDS	RPI 51-100	RPI 101-150	RPI 150+				
19- 7	0- 4	0- 1	OVERALL	0- 0	5- 1	14- 1				
10- 2	0- 2	0- 0	HOME	0- 0	3- 0	7- 0				
9- 5	0- 2	0- 1	AWAY	0- 0	2- 1	7- 1				
0- 0	0- 0	0- 0	NEUTRAL	0- 0	0- 0	0- 0				
6- 6	0- 4	0- 1	NON-CONFERENCE	0- 0	3- 1	3- 0				
3- 2	0- 2	0- 0	HOME	0- 0	2- 0	1- 0				
3- 4	0- 2	0- 1	AWAY	0- 0	1- 1	2- 0				
0- 0	0- 0	0- 0	NEUTRAL	0- 0	0- 0	0- 0				
13- 1	0- 0	0- 0	CONFERENCE	0- 0	2- 0	11- 1				
7- 0	0- 0	0- 0	HOME	0- 0	1- 0	6- 0				
6- 1	0- 0	0- 0	AWAY	0- 0	1- 0	5- 1				
0- 0	0- 0	0- 0	NEUTRAL	0- 0	0- 0	0- 0				

RPI S	Opponent	Score	RPI S	Opponent	Score	RPI S	Opponent	Score	RPI S	Opponent	Score
3	H Mississippi St.	44 58	33	A Green Bay	31 57				103	H Saint Louis	56 43
14	A Oklahoma	58 68							107	A UT Arlington	58 49
16	H Texas A&M	37 55							108	H Troy	77 74
25	A LSU	49 69							126	A Fordham	43 65
									148	H Oral Roberts	56 50
									149	A Memphis	54 44
									157	A Tulsa	63 58
									160	A Louisiana	82 64
									160	H Louisiana	64 60
									161	A Missouri St.	58 47
									172	A Texas St.	47 64
									187	H North Texas	55 44
									209	A Appalachian St.	77 69
									209	H Appalachian St.	67 55
									238	H South Ala.	71 54
									271	A Coastal Caro.	74 66
									271	H Coastal Caro.	79 47
									326	A Arkansas St.	60 35
									326	H Arkansas St.	73 59
									329	A La.-Monroe	92 47
									329	H La.-Monroe	78 34
LAST 12 Division I GAMES:											
126	A Fordham	43 65	160	A Louisiana	82 64						
326	A Arkansas St.	60 35	329	A La.-Monroe	92 47						
172	A Texas St.	47 64	238	H South Ala.	71 54						
107	A UT Arlington	58 49	108	H Troy	77 74						
271	H Coastal Caro.	79 47	326	H Arkansas St.	73 59						
209	H Appalachian St.	67 55	209	A Appalachian St.	77 69						

Non-Div I Games:

Little Rock

Loss, Non-Conf, S Site, H Home A Away N Neutral

Average RPI Win:	222	WON-LOST	WINNING	LAST 10	STRENGTH OF	OPP. STRENGTH	TEAM	ADJ.	CONF.	ADJ CONF.
Average RPI Loss:	119	RECORD	PCT. RANK	GAMES	SCHEDULE	OF SCHEDULE	RPI	RPI	RPI	RPI
DIV. I ONLY	17- 9	91	7- 3	190	180	118	118	25	25	
DIV. I NON-CONF.	8- 6	141	0- 0	126	81	103	103	23	23	
TOTALS	RPI 1-25	RPI 26-50	W-L RECORDS	RPI 51-100	RPI 101-150	RPI 150+				
17- 9	0- 1	1- 1	OVERALL	0- 3	2- 1	14- 3				
9- 1	0- 1	0- 0	HOME	0- 0	1- 0	8- 0				
6- 5	0- 0	0- 0	AWAY	0- 1	1- 1	5- 3				
2- 3	0- 0	1- 1	NEUTRAL	0- 2	0- 0	1- 0				
8- 6	0- 1	1- 1	NON-CONFERENCE	0- 3	0- 1	7- 0				
3- 1	0- 1	0- 0	HOME	0- 0	0- 0	3- 0				
3- 2	0- 0	0- 0	AWAY	0- 1	0- 1	3- 0				
2- 3	0- 0	1- 1	NEUTRAL	0- 2	0- 0	1- 0				
9- 3	0- 0	0- 0	CONFERENCE	0- 0	2- 0	7- 3				
6- 0	0- 0	0- 0	HOME	0- 0	1- 0	5- 0				
3- 3	0- 0	0- 0	AWAY	0- 0	1- 0	2- 3				
0- 0	0- 0	0- 0	NEUTRAL	0- 0	0- 0	0- 0				

RPI 1-25			RPI 26-50			RPI 51-100			RPI 101+ Team's RPI: 118		
RPI	S	Opponent	Score	RPI	S	Opponent	Score	RPI	S	Opponent	Score
9	H	Duke	46 83	35	N	South Fla.	73 68	58	A	Southern California	74 82
				41	N	Quinnipiac	60 63	69	N	Oklahoma St.	57 63
								77	N	Florida	53 83
LAST 12 Division I GAMES:											
234	H	UC Santa Barbara	59 45	340	A	Cal St. Fullerton	65 48	101	H	UC Davis	64 62
267	A	Cal Poly	67 69	101	H	UC Davis	64 62	234	A	UC Santa Barbara	60 65
340	H	Cal St. Fullerton	84 55	267	H	Cal Poly	83 80	101	A	UC Davis	64 51
320	A	UC Irvine	68 63	101	A	UC Davis	64 51	263	H	Hawaii	68 57
170	A	CSUN	56 63	263	H	Hawaii	68 57				
164	H	UC Riverside	55 51								

Non-Div I Games: Biola 76 48

Long Beach St.

■ Loss,
■ Non-Conf,
■ S Site,
■ Home
■ A Away
N Neutral

Average RPI Win:	341	WON-LOST	WINNING	LAST 10	STRENGTH OF	OPP. STRENGTH	TEAM	ADJ.	CONF.	ADJ CONF.
Average RPI Loss:	209	RECORD	PCT. RANK	GAMES	SCHEDULE	OF SCHEDULE	RPI	RPI	RPI	RPI
DIV. I ONLY	3- 20	331	1- 9	286	339	338	338	28	28	
DIV. I NON-CONF.	2- 7	284	0- 0	210	338	286	286	28	28	
TOTALS	RPI 1-25	RPI 26-50	W-L RECORDS	RPI 51-100	RPI 101-150	RPI 150+				
3- 20	0- 1	0- 1	OVERALL	0- 1	0- 3	3- 14				
2- 7	0- 0	0- 0	HOME	0- 0	0- 1	2- 6				
1- 13	0- 0	0- 0	AWAY	0- 1	0- 1	1- 3				
0- 0	0- 0	0- 0	NEUTRAL	0- 0	0- 0	0- 0				
2- 7	0- 1	0- 1	NON-CONFERENCE	0- 1	0- 1	2- 3				
1- 1	0- 0	0- 0	HOME	0- 0	0- 0	1- 1				
1- 6	0- 1	0- 1	AWAY	0- 1	0- 1	1- 2				
0- 0	0- 0	0- 0	NEUTRAL	0- 0	0- 0	0- 0				
1- 13	0- 0	0- 0	CONFERENCE	0- 0	0- 2	1- 11				
1- 6	0- 0	0- 0	HOME	0- 0	0- 1	1- 5				
0- 7	0- 0	0- 0	AWAY	0- 0	0- 1	0- 6				
0- 0	0- 0	0- 0	NEUTRAL	0- 0	0- 0	0- 0				

RPI 1-25				RPI 26-50				RPI 51-100				RPI 101+ Team's RPI: 338			
RPI	S	Opponent	Score	RPI	S	Opponent	Score	RPI	S	Opponent	Score	RPI	S	Opponent	Score
9	A	Duke	48 105	45	A	Marquette	37 87	55	A	West Virginia	40 107	102	A	Charlotte	41 66
												134	A	Radford	55 73
												134	H	Radford	34 74
												200	A	Campbell	50 74
												200	H	Campbell	54 66
												222	A	Presbyterian	55 65
												242	A	Liberty	47 92
												248	A	UNC Asheville	53 84
												248	H	UNC Asheville	53 80
												250	H	Charleston So.	47 62
												252	A	Marshall	50 70
												270	H	High Point	49 80
												273	H	Norfolk St.	56 85
												313	A	Gardner-Webb	55 89
												313	H	Gardner-Webb	43 77
												333	A	Winthrop	72 78
												333	H	Winthrop	83 78
												344	A	UMass Lowell	72 59
												345	A	Fairleigh Dickinson	59 75
												347	H	Delaware St.	88 77
LAST 12 Division I GAMES:															
248	A	UNC Asheville	53 84	250	H	Charleston So.	47 62								
134	H	Radford	34 74	333	A	Winthrop	72 78								
333	H	Winthrop	83 78	200	H	Campbell	54 66								
313	A	Gardner-Webb	55 89	242	A	Liberty	47 92								
200	A	Campbell	50 74	134	A	Radford	55 73								
270	H	High Point	49 80	313	H	Gardner-Webb	43 77								

Non-Div I Games: West Va. Tech 58 76 Milligan 71 47

Longwood

Loss, Non-Conf, S Site, H Home A Away N Neutral

Average RPI Win:	262	WON-LOST	WINNING	LAST 10	STRENGTH OF	OPP. STRENGTH	TEAM	ADJ.	CONF.	ADJ CONF.
Average RPI Loss:	112	RECORD	PCT. RANK	GAMES	SCHEDULE	OF SCHEDULE	RPI	RPI	RPI	RPI
DIV. I ONLY	13- 8	107	6- 4	250	223	160	160	21	21	
DIV. I NON-CONF.	4- 3	141	0- 0	189	185	162	162	19	19	
TOTALS	RPI 1-25	RPI 26-50	W-L RECORDS	RPI 51-100	RPI 101-150	RPI 150+				
13- 8	0- 1	0- 2	OVERALL	0- 0	1- 2	12- 3				
8- 2	0- 0	0- 1	HOME	0- 0	1- 0	7- 1				
4- 5	0- 0	0- 1	AWAY	0- 0	0- 1	4- 0				
1- 1	0- 1	0- 0	NEUTRAL	0- 0	0- 0	1- 0				
4- 3	0- 1	0- 0	NON-CONFERENCE	0- 0	0- 1	4- 1				
2- 1	0- 0	0- 0	HOME	0- 0	0- 0	2- 1				
1- 1	0- 0	0- 0	AWAY	0- 0	0- 1	1- 0				
1- 1	0- 1	0- 0	NEUTRAL	0- 0	0- 0	1- 0				
9- 5	0- 0	0- 2	CONFERENCE	0- 0	1- 1	8- 2				
6- 1	0- 0	0- 1	HOME	0- 0	1- 0	5- 0				
3- 4	0- 0	0- 1	AWAY	0- 0	0- 1	3- 2				
0- 0	0- 0	0- 0	NEUTRAL	0- 0	0- 0	0- 0				

RPI 1-25			RPI 26-50			RPI 51-100			RPI 101+ Team's RPI: 160		
RPI	S	Opponent	Score	RPI	S	Opponent	Score	RPI	S	Opponent	Score
2	N	Notre Dame	51 91	48	A	Little Rock	60 64	107	A	UT Arlington	66 79
				48	H	Little Rock	64 82	108	H	Troy	80 72
								122	A	Southern Miss.	49 71
								158	H	Louisiana Tech	80 72
								171	H	Houston	64 69
								172	A	Texas St.	40 62
								227	A	Ga. Southern	60 63
								227	H	Ga. Southern	79 52
								238	H	South Ala.	62 38
								247	A	Georgia St.	70 64
								247	H	Georgia St.	72 65
								269	A	McNeese	77 70
								278	N	Southeast Mo. St.	82 78
								326	A	Arkansas St.	80 72
								326	H	Arkansas St.	72 60
								327	H	Southeastern La.	86 77
								329	A	La.-Monroe	65 59
								329	H	La.-Monroe	67 57
LAST 12 Division I GAMES:											
329	A	La.-Monroe	65 59	326	H	Arkansas St.	72 60				
108	H	Troy	80 72	172	A	Texas St.	40 62				
238	H	South Ala.	62 38	107	A	UT Arlington	66 79				
247	A	Georgia St.	70 64	227	H	Ga. Southern	79 52				
227	A	Ga. Southern	60 63	247	H	Georgia St.	72 65				
48	H	Little Rock	64 82	329	H	La.-Monroe	67 57				

Non-Div I Games: Xavier (LA) 74 55 Southern-N.O. 87 57

Louisiana

Loss, Non-Conf, S Site, H Home A Away N Neutral

Average RPI Win:	230	WON-LOST	WINNING	LAST 10	STRENGTH OF	OPP. STRENGTH	TEAM	ADJ.	CONF.	ADJ CONF.
Average RPI Loss:	122	RECORD	PCT. RANK	GAMES	SCHEDULE	OF SCHEDULE	RPI	RPI	RPI	RPI
DIV. I ONLY	14- 11	139	8- 2	200	135	158	158	14	14	
DIV. I NON-CONF.	4- 6	209	0- 0	184	160	205	205	16	16	
TOTALS	RPI 1-25	RPI 26-50	W-L RECORDS	RPI 51-100	RPI 101-150	RPI 150+				
14- 11	0- 1	0- 1	OVERALL	0- 2	2- 4	12- 3				
7- 5	0- 1	0- 1	HOME	0- 1	2- 2	5- 0				
7- 6	0- 0	0- 0	AWAY	0- 1	0- 2	7- 3				
0- 0	0- 0	0- 0	NEUTRAL	0- 0	0- 0	0- 0				
4- 6	0- 1	0- 1	NON-CONFERENCE	0- 0	0- 3	4- 1				
2- 3	0- 1	0- 1	HOME	0- 0	0- 1	2- 0				
2- 3	0- 0	0- 0	AWAY	0- 0	0- 2	2- 1				
0- 0	0- 0	0- 0	NEUTRAL	0- 0	0- 0	0- 0				
10- 5	0- 0	0- 0	CONFERENCE	0- 2	2- 1	8- 2				
5- 2	0- 0	0- 0	HOME	0- 1	2- 1	3- 0				
5- 3	0- 0	0- 0	AWAY	0- 1	0- 0	5- 2				
0- 0	0- 0	0- 0	NEUTRAL	0- 0	0- 0	0- 0				

RPI 1-25				RPI 26-50				RPI 51-100				RPI 101+ Team's RPI: 158			
RPI	S	Opponent	Score	RPI	S	Opponent	Score	RPI	S	Opponent	Score	RPI	S	Opponent	Score
25	H	LSU	73 77	38	H	Auburn	66 76	56	A	Western Ky.	58 67	102	H	Charlotte	80 54
								79	H	Middle Tenn.	65 79	105	A	Clemson	67 78
												110	H	SFA	58 60
												122	H	Southern Miss.	72 61
												131	H	Old Dominion	64 69
												149	A	Memphis	54 56
												160	A	Louisiana	72 80
												167	A	Rice	70 67
												183	H	UAB	64 63
												187	A	North Texas	72 65
												188	A	UTSA	61 63
												188	H	UTSA	77 71
												218	H	Grambling	69 55
												252	A	Marshall	72 54
												269	A	McNeese	66 56
												283	A	FIU	76 63
												298	H	Nicholls St.	68 52
												300	A	UTEP	62 69
												300	H	UTEP	69 61
												328	A	Fla. Atlantic	76 52
												329	A	La.-Monroe	73 53
LAST 12 Division I GAMES:															
283	A	FIU	76 63	79	H	Middle Tenn.	65 79	183	H	UAB	64 63				
328	A	Fla. Atlantic	76 52	187	A	North Texas	72 65	167	A	Rice	70 67				
188	H	UTSA	77 71	131	H	Old Dominion	64 69	102	H	Charlotte	80 54				
300	H	UTEP	69 61												
252	A	Marshall	72 54												
56	A	Western Ky.	58 67												

Non-Div I Games: LSU-Alexandria 103 63

Louisiana Tech

■ Loss,
 ■ Non-Conf, S Site,
 ■ Home
 ■ Away
 N Neutral

Average RPI Win: 114		WON-LOST	WINNING	LAST 10	STRENGTH OF	OPP. STRENGTH	TEAM	ADJ.	CONF.	ADJ CONF.
Average RPI Loss: 13		RECORD	PCT. RANK	GAMES	SCHEDULE	OF SCHEDULE	RPI	RPI	RPI	RPI
DIV. I ONLY		22- 6	29	7- 3	10	24	13	13	3	3
DIV. I NON-CONF.		13- 2	20	1- 0	35	33	10	10	4	4
TOTALS		RPI 1-25	RPI 26-50		W-L RECORDS		RPI 51-100	RPI 101-150	RPI 150+	
22- 6	2- 5	3- 1		OVERALL		8- 0	3- 0	6- 0		
14- 2	2- 1	2- 1		HOME		4- 0	1- 0	5- 0		
8- 3	0- 3	1- 0		AWAY		4- 0	2- 0	1- 0		
0- 1	0- 1	0- 0		NEUTRAL		0- 0	0- 0	0- 0		
13- 2	1- 2	2- 0		NON-CONFERENCE		5- 0	0- 0	5- 0		
9- 1	1- 1	1- 0		HOME		3- 0	0- 0	4- 0		
4- 0	0- 0	1- 0		AWAY		2- 0	0- 0	1- 0		
0- 1	0- 1	0- 0		NEUTRAL		0- 0	0- 0	0- 0		
9- 4	1- 3	1- 1		CONFERENCE		3- 0	3- 0	1- 0		
5- 1	1- 0	1- 1		HOME		1- 0	1- 0	1- 0		
4- 3	0- 3	0- 0		AWAY		2- 0	2- 0	0- 0		
0- 0	0- 0	0- 0		NEUTRAL		0- 0	0- 0	0- 0		

RPI	S	Opponent	Score	RPI	S	Opponent	Score	RPI	S	Opponent	Score	RPI	S	Opponent	Score
2	A	Notre Dame	66 85	30	H	Syracuse	91 76	51	H	Georgia Tech	91 51	105	A	Clemson	60 46
4	N	South Carolina	59 83	32	H	North Carolina St.	70 72	54	A	Virginia	86 81	143	A	Pittsburgh	63 48
9	A	Duke	55 58	35	A	South Fla.	66 52	56	H	Western Ky.	68 61	143	H	Pittsburgh	73 52
10	A	Florida St.	65 72	37	H	South Dakota St.	83 30	61	H	Belmont	73 50	166	H	Boston College	68 43
15	H	Kentucky	69 67					71	A	Virginia Tech	88 70	191	H	Col. of Charleston	86 58
19	H	Miami (FL)	63 59					79	A	Middle Tenn.	91 72	237	A	UT Martin	100 57
20	H	Maryland	72 78					87	H	Chattanooga	63 47	259	H	Bowling Green	83 58
								92	A	Vanderbilt	78 66	266	H	Evansville	89 47
												319	H	Lafayette	92 48
LAST 12 Division I GAMES:															
166	H	Boston College	68 43	35	A	South Fla.	66 52	51	H	Georgia Tech	91 51				
71	A	Virginia Tech	88 70	19	H	Miami (FL)	63 59	10	A	Florida St.	65 72				
2	A	Notre Dame	66 85	143	H	Pittsburgh	73 52	54	A	Virginia	86 81				
32	H	North Carolina St.	70 72												
105	A	Clemson	60 46												

Non-Div I Games:

Louisville

■ Loss,
 ■ Non-Conf, S Site,
 ■ Home
 ■ Away
 N Neutral

Average RPI Win:	321	WON-LOST	WINNING	LAST 10	STRENGTH OF	OPP. STRENGTH	TEAM	ADJ.	CONF.	ADJ CONF.
Average RPI Loss:	141	RECORD	PCT. RANK	GAMES	SCHEDULE	OF SCHEDULE	RPI	RPI	RPI	RPI
DIV. I ONLY	2- 22	344	0- 10	107	174	316	316	16	16	
DIV. I NON-CONF.	1- 10	325	0- 0	32	146	254	254	14	14	
TOTALS	RPI 1-25	RPI 26-50	W-L RECORDS	RPI 51-100	RPI 101-150	RPI 150+				
2- 22	0- 2	0- 2	OVERALL	0- 3	0- 5	2- 10				
2- 8	0- 1	0- 0	HOME	0- 2	0- 1	2- 4				
0- 12	0- 1	0- 2	AWAY	0- 1	0- 2	0- 6				
0- 2	0- 0	0- 0	NEUTRAL	0- 0	0- 2	0- 0				
1- 10	0- 2	0- 1	NON-CONFERENCE	0- 1	0- 5	1- 1				
1- 3	0- 1	0- 0	HOME	0- 1	0- 1	1- 0				
0- 5	0- 1	0- 1	AWAY	0- 0	0- 2	0- 1				
0- 2	0- 0	0- 0	NEUTRAL	0- 0	0- 2	0- 0				
1- 12	0- 0	0- 1	CONFERENCE	0- 2	0- 0	1- 9				
1- 5	0- 0	0- 0	HOME	0- 1	0- 0	1- 4				
0- 7	0- 0	0- 1	AWAY	0- 1	0- 0	0- 5				
0- 0	0- 0	0- 0	NEUTRAL	0- 0	0- 0	0- 0				

RPI 1-25				RPI 26-50				RPI 51-100				RPI 101+				Team's RPI: 316	
RPI	S	Opponent	Score	RPI	S	Opponent	Score	RPI	S	Opponent	Score	RPI	S	Opponent	Score		
17	H	DePaul	46 107	36	A	Drake	46 89	65	A	UNI	30 68	105	N	Clemson	40 61		
19	A	Miami (FL)	43 81	42	A	Central Mich.	57 95	65	H	UNI	43 89	108	N	Troy	67 91		
								82	H	Northern Ill.	70 90	128	A	Lamar University	50 76		
												143	A	Pittsburgh	35 59		
												147	H	Milwaukee	46 73		
												161	H	Missouri St.	32 60		
												175	A	Western Mich.	53 65		
												190	A	Southern Ill.	57 73		
												201	A	Indiana St.	32 53		
												201	H	Indiana St.	38 48		
												212	A	Bradley	45 72		
												212	H	Bradley	53 60		
												216	H	Wichita St.	64 83		
												266	A	Evansville	36 67		
												306	A	Illinois St.	51 63		
												306	H	Illinois St.	64 61		
												336	H	Chicago St.	59 54		
LAST 12 Division I GAMES:																	
				65	H	UNI	43 89					65	A	UNI	30 68		
				201	A	Indiana St.	32 53					36	A	Drake	46 89		
				306	A	Illinois St.	51 63					201	H	Indiana St.	38 48		
				212	A	Bradley	45 72					212	H	Bradley	53 60		
				216	H	Wichita St.	64 83					306	H	Illinois St.	64 61		
				161	H	Missouri St.	32 60					266	A	Evansville	36 67		

Non-Div I Games:

Loyola Chicago

■ Loss, ■ Non-Conf, S Site, H Home A Away N Neutral

Loyola Maryland

Through Games Of Feb. 18, 2017

Average RPI Win:	273	WON-LOST	WINNING	LAST 10	STRENGTH OF	OPP. STRENGTH	TEAM	ADJ.	CONF.	ADJ CONF.
Average RPI Loss:	153	RECORD	PCT. RANK	GAMES	SCHEDULE	OF SCHEDULE	RPI	RPI	RPI	RPI
DIV. I ONLY	9- 17	256	2- 8	167	264	258	258	24	24	
DIV. I NON-CONF.	4- 7	224	0- 0	140	225	220	220	25	25	
TOTALS	RPI 1-25	RPI 26-50	W-L RECORDS	RPI 51-100	RPI 101-150	RPI 150+				
9- 17	0- 1	0- 1	OVERALL	0- 2	0- 5	9- 8				
7- 7	0- 1	0- 0	HOME	0- 1	0- 2	7- 3				
2- 10	0- 0	0- 1	AWAY	0- 1	0- 3	2- 5				
0- 0	0- 0	0- 0	NEUTRAL	0- 0	0- 0	0- 0				
4- 7	0- 1	0- 1	NON-CONFERENCE	0- 0	0- 3	4- 2				
3- 3	0- 1	0- 0	HOME	0- 0	0- 1	3- 1				
1- 4	0- 0	0- 1	AWAY	0- 0	0- 2	1- 1				
0- 0	0- 0	0- 0	NEUTRAL	0- 0	0- 0	0- 0				
5- 10	0- 0	0- 0	CONFERENCE	0- 2	0- 2	5- 6				
4- 4	0- 0	0- 0	HOME	0- 1	0- 1	4- 2				
1- 6	0- 0	0- 0	AWAY	0- 1	0- 1	1- 4				
0- 0	0- 0	0- 0	NEUTRAL	0- 0	0- 0	0- 0				

RPI 1-25				RPI 26-50				RPI 51-100				RPI 101+ Team's RPI: 258			
RPI	S	Opponent	Score	RPI	S	Opponent	Score	RPI	S	Opponent	Score	RPI	S	Opponent	Score
20	H	Maryland	60 79	46	A	George Washington	64 74	67	A	Bucknell	39 57	119	A	Cornell	50 58
								67	H	Bucknell	66 72	120	A	Navy	51 77
												120	H	Navy	43 55
												130	H	Delaware	45 47
												143	A	Pittsburgh	44 74
												156	A	Army West Point	48 67
												156	H	Army West Point	71 62
												179	H	Columbia	53 65
												184	A	Fairfield	57 58
												203	A	UMBC	70 65
												210	H	American	45 60
												240	A	Boston U.	58 61
												240	H	Boston U.	55 67
												254	A	Colgate	62 76
												254	H	Colgate	87 77
												286	H	Mt. St. Mary's	58 53
												290	H	Lipscomb	74 30
												302	A	Lehigh	69 86
												302	H	Lehigh	62 58
												319	A	Lafayette	60 55
												319	H	Lafayette	75 47
												324	H	St. Francis Brooklyn	69 60
LAST 12 Division I GAMES:															
254	A	Colgate	62 76	319	H	Lafayette	75 47	254	H	Colgate	87 77				
67	A	Bucknell	39 57	67	H	Bucknell	66 72	240	A	Boston U.	58 61				
240	H	Boston U.	55 67	120	H	Navy	43 55	120	A	Navy	51 77				
156	A	Army West Point	48 67	302	A	Lehigh	69 86	156	H	Army West Point	71 62				

Non-Div I Games:

Loyola Maryland

Loss, Non-Conf, S Site, H Home A Away N Neutral

Average RPI Win:	236	WON-LOST	WINNING	LAST 10	STRENGTH OF	OPP. STRENGTH	TEAM	ADJ.	CONF.	ADJ CONF.
Average RPI Loss:	126	RECORD	PCT. RANK	GAMES	SCHEDULE	OF SCHEDULE	RPI	RPI	RPI	RPI
DIV. I ONLY	13- 14	185	6- 4	204	166	198	198	15	15	
DIV. I NON-CONF.	5- 6	186	0- 0	226	217	215	215	13	13	
TOTALS	RPI 1-25	RPI 26-50	W-L RECORDS	RPI 51-100	RPI 101-150	RPI 150+				
13- 14	0- 0	0- 0	OVERALL	1- 6	1- 4	11- 4				
8- 6	0- 0	0- 0	HOME	1- 2	1- 3	6- 1				
5- 8	0- 0	0- 0	AWAY	0- 1	0- 0	5- 1				
0- 0	0- 0	0- 0	NEUTRAL	0- 0	0- 0	0- 0				
5- 6	0- 0	0- 0	NON-CONFERENCE	0- 3	0- 2	5- 1				
2- 4	0- 0	0- 0	HOME	0- 1	0- 2	2- 1				
3- 2	0- 0	0- 0	AWAY	0- 2	0- 0	3- 0				
0- 0	0- 0	0- 0	NEUTRAL	0- 0	0- 0	0- 0				
8- 8	0- 0	0- 0	CONFERENCE	1- 3	1- 2	6- 3				
6- 2	0- 0	0- 0	HOME	1- 1	1- 1	4- 0				
2- 6	0- 0	0- 0	AWAY	0- 2	0- 1	2- 3				
0- 0	0- 0	0- 0	NEUTRAL	0- 0	0- 0	0- 0				

RPI 1-25			RPI 26-50			RPI 51-100			RPI 101+ Team's RPI: 198		
RPI	S	Opponent	Score	RPI	S	Opponent	Score	RPI	S	Opponent	Score
								61	H	Belmont	72 79
								69	A	Oklahoma St.	58 66
								76	A	Gonzaga	61 73
								76	H	Gonzaga	56 80
								91	A	BYU	59 76
								91	H	BYU	77 74
								94	A	Washington St.	45 92
								103	H	Saint Louis	76 90
								118	H	Long Beach St.	78 81
								124	A	St. Mary's (CA)	59 74
								124	H	St. Mary's (CA)	72 57
								145	H	San Francisco	72 79
								155	A	Santa Clara	64 71
								155	H	Santa Clara	61 50
								164	H	UC Riverside	72 75
								215	A	Seattle U	62 59
								228	A	San Diego	58 61
								228	H	San Diego	63 55
								229	A	Pacific	65 52
								234	H	UC Santa Barbara	57 55
								257	A	Portland	56 71
								257	H	Portland	69 54
								261	A	San Diego St.	60 53
								309	A	Pepperdine	87 78
								309	H	Pepperdine	72 60
								320	H	UC Irvine	58 39
								340	A	Cal St. Fullerton	77 62
LAST 12 Division I GAMES:											
309	A	Pepperdine	87 78	91	H	BYU	77 74				
124	H	St. Mary's (CA)	72 57	229	A	Pacific	65 52				
257	A	Portland	56 71	155	H	Santa Clara	61 50				
76	A	Gonzaga	61 73	228	A	San Diego	58 61				
145	H	San Francisco	72 79	257	H	Portland	69 54				
228	H	San Diego	63 55	76	H	Gonzaga	56 80				

Non-Div I Games:

Loyola Marymount

Average RPI Win: 220	WON-LOST	WINNING	LAST 10	STRENGTH OF	OPP. STRENGTH	TEAM	ADJ.	CONF.	ADJ CONF.
Average RPI Loss: 119	RECORD	PCT. RANK	GAMES	SCHEDULE	OF SCHEDULE	RPI	RPI	RPI	RPI
DIV. I ONLY	15- 15	169	5- 5	132	136	140	140	22	22
DIV. I NON-CONF.	7- 8	181	0- 0	78	28	101	101	22	22
TOTALS	RPI 1-25	RPI 26-50	W-L RECORDS	RPI 51-100	RPI 101-150	RPI 150+			
15- 15	0- 3	0- 2	OVERALL	2- 2	1- 2	12- 6			
9- 2	0- 1	0- 0	HOME	1- 1	1- 0	7- 0			
3- 12	0- 2	0- 2	AWAY	0- 1	0- 2	3- 5			
3- 1	0- 0	0- 0	NEUTRAL	1- 0	0- 0	2- 1			
7- 8	0- 3	0- 2	NON-CONFERENCE	2- 0	0- 1	5- 2			
3- 1	0- 1	0- 0	HOME	1- 0	0- 0	2- 0			
1- 6	0- 2	0- 2	AWAY	0- 0	0- 1	1- 1			
3- 1	0- 0	0- 0	NEUTRAL	1- 0	0- 0	2- 1			
8- 7	0- 0	0- 0	CONFERENCE	0- 2	1- 1	7- 4			
6- 1	0- 0	0- 0	HOME	0- 1	1- 0	5- 0			
2- 6	0- 0	0- 0	AWAY	0- 1	0- 1	2- 4			
0- 0	0- 0	0- 0	NEUTRAL	0- 0	0- 0	0- 0			

RPI 1-25				RPI 26-50				RPI 51-100				RPI 101+ Team's RPI: 140			
RPI	S	Opponent	Score	RPI	S	Opponent	Score	RPI	S	Opponent	Score	RPI	S	Opponent	Score
3	H	Mississippi St.	43 87	29	A	Harvard	62 69	73	A	New Hampshire	44 50	105	A	Clemson	61 69
4	A	South Carolina	42 79	43	A	Tulane	62 77	73	H	New Hampshire	57 65	139	A	Albany (NY)	60 64
19	A	Miami (FL)	51 76					87	N	Chattanooga	49 39	139	H	Albany (NY)	84 71
								98	H	Purdue	67 47	166	A	Boston College	53 64
												168	H	Northeastern	68 49
												173	A	Hartford	66 60
												173	H	Hartford	73 62
												176	N	Hampton	49 58
												194	N	ETSU	61 48
												203	A	UMBC	62 66
												203	H	UMBC	72 40
												217	A	Binghamton	52 58
												236	H	Dartmouth	60 55
												255	A	Stony Brook	41 55
												255	H	Stony Brook	78 71
												281	A	Vermont	52 55
												281	H	Vermont	59 43
												282	A	Bryant	77 52
												325	N	Saint Peter's	59 43
												344	A	UMass Lowell	65 44
												344	H	UMass Lowell	76 50
LAST 12 Division I GAMES:															
139	A	Albany (NY)	60 64	281	H	Vermont	59 43								
73	H	New Hampshire	57 65	217	A	Binghamton	52 58								
255	H	Stony Brook	78 71	139	H	Albany (NY)	84 71								
344	H	UMass Lowell	76 50	73	A	New Hampshire	44 50								
173	A	Hartford	66 60	173	H	Hartford	73 62								
203	A	UMBC	62 66	255	A	Stony Brook	41 55								

Non-Div I Games:

Maine

■ Loss,
 ■ Non-Conf,
 S Site,
 ■ Home
 ■ Away
 N Neutral

Average RPI Win: 250	WON-LOST	WINNING	LAST 10	STRENGTH OF	OPP. STRENGTH	TEAM	ADJ.	CONF.	ADJ CONF.
Average RPI Loss: 163	RECORD	PCT. RANK	GAMES	SCHEDULE	OF SCHEDULE	RPI	RPI	RPI	RPI
DIV. I ONLY	8- 18	273	3- 7	191	248	268	268	18	18
DIV. I NON-CONF.	4- 5	198	0- 0	73	308	149	149	17	17
TOTALS	RPI 1-25	RPI 26-50	W-L RECORDS	RPI 51-100	RPI 101-150	RPI 150+			
8- 18	0- 0	0- 1	OVERALL	0- 3	1- 5	7- 9			
4- 8	0- 0	0- 0	HOME	0- 1	1- 2	3- 5			
4- 10	0- 0	0- 1	AWAY	0- 0	0- 1	4- 0			
0- 0	0- 0	0- 0	NEUTRAL	0- 0	0- 0	0- 0			
4- 5	0- 0	0- 0	NON-CONFERENCE	0- 3	1- 1	3- 1			
2- 2	0- 0	0- 0	HOME	0- 1	1- 0	1- 1			
2- 3	0- 0	0- 0	AWAY	0- 2	0- 1	2- 0			
0- 0	0- 0	0- 0	NEUTRAL	0- 0	0- 0	0- 0			
4- 13	0- 0	0- 1	CONFERENCE	0- 0	0- 4	4- 8			
2- 6	0- 0	0- 0	HOME	0- 0	0- 2	2- 4			
2- 7	0- 0	0- 1	AWAY	0- 0	0- 2	2- 4			
0- 0	0- 0	0- 0	NEUTRAL	0- 0	0- 0	0- 0			

RPI S	Opponent	Score	RPI S	Opponent	Score	RPI S	Opponent	Score	RPI S	Opponent	Score	Team's RPI: 268
			41	A Quinnipiac	38 81	67	A Bucknell	64 69	112	A Rider	64 73	
						73	H New Hampshire	42 59	112	H Rider	36 53	
						81	A Buffalo	39 73	126	A Fordham	60 63	
									144	H Yale	63 57	
									146	A Iona	53 70	
									146	H Iona	62 76	
									163	A Brown	58 57	
									177	A Siena	62 67	
									177	H Siena	68 66	
									184	A Fairfield	56 71	
									184	H Fairfield	43 64	
									224	H Marist	47 62	
									226	A Monmouth	75 61	
									239	A Niagara	42 65	
									239	H Niagara	59 62	
									255	H Stony Brook	50 55	
									262	A Canisius	48 58	
									262	H Canisius	57 62	
									312	H Holy Cross	60 56	
									324	A St. Francis Brooklyn	55 52	
									325	A Saint Peter's	69 65	
									325	H Saint Peter's	57 44	
LAST 12 Division I GAMES:												
			226	A Monmouth	75 61	112	A Rider	64 73				
			184	H Fairfield	43 64	325	A Saint Peter's	69 65				
			177	A Siena	62 67	146	H Iona	62 76				
			239	A Niagara	42 65	239	H Niagara	59 62				
			262	A Canisius	48 58	41	A Quinnipiac	38 81				
			325	H Saint Peter's	57 44	184	A Fairfield	56 71				

Non-Div I Games:

Manhattan

■ Loss,
 ■ Non-Conf,
 ■ S Site,
 ■ Home
 ■ A Away
 N Neutral

Average RPI Win: 233	WON-LOST	WINNING	LAST 10	STRENGTH OF	OPP. STRENGTH	TEAM	ADJ.	CONF.	ADJ CONF.
Average RPI Loss: 173	RECORD	PCT. RANK	GAMES	SCHEDULE	OF SCHEDULE	RPI	RPI	RPI	RPI
DIV. I ONLY	13- 15	191	5- 5	304	156	224	224	18	18
DIV. I NON-CONF.	3- 7	250	0- 0	329	69	309	309	17	17
TOTALS	RPI 1-25	RPI 26-50	W-L RECORDS	RPI 51-100	RPI 101-150	RPI 150+			
13- 15	0- 1	0- 2	OVERALL	0- 0	1- 3	12- 9			
4- 7	0- 1	0- 0	HOME	0- 0	0- 2	4- 4			
8- 6	0- 0	0- 1	AWAY	0- 0	1- 1	7- 4			
1- 2	0- 0	0- 1	NEUTRAL	0- 0	0- 0	1- 1			
3- 7	0- 1	0- 1	NON-CONFERENCE	0- 0	0- 0	3- 5			
1- 2	0- 1	0- 0	HOME	0- 0	0- 0	1- 1			
1- 3	0- 0	0- 0	AWAY	0- 0	0- 0	1- 3			
1- 2	0- 0	0- 1	NEUTRAL	0- 0	0- 0	1- 1			
10- 8	0- 0	0- 1	CONFERENCE	0- 0	1- 3	9- 4			
3- 5	0- 0	0- 0	HOME	0- 0	0- 2	3- 3			
7- 3	0- 0	0- 1	AWAY	0- 0	1- 1	6- 1			
0- 0	0- 0	0- 0	NEUTRAL	0- 0	0- 0	0- 0			

RPI 1-25				RPI 26-50				RPI 51-100				RPI 101+ Team's RPI: 224			
RPI	S	Opponent	Score	RPI	S	Opponent	Score	RPI	S	Opponent	Score	RPI	S	Opponent	Score
22	H	Creighton	50 72	38	N	Auburn	51 52					112	A	Rider	46 65
				41	A	Quinnipiac	57 79					112	H	Rider	56 69
												146	A	Iona	68 62
												146	H	Iona	37 48
												153	N	East Carolina	68 70
												177	A	Siena	70 59
												177	H	Siena	68 69
												184	A	Fairfield	68 62
												184	H	Fairfield	71 55
												186	A	Hofstra	42 62
												197	H	Seton Hall	63 76
												226	A	Monmouth	69 79
												226	H	Monmouth	76 66
												236	A	Dartmouth	66 61
												239	A	Niagara	60 58
												239	H	Niagara	53 68
												240	H	Boston U.	76 57
												262	A	Canisius	85 74
												262	H	Canisius	67 60
												268	A	Manhattan	62 47
												280	N	N.C. A&T	69 64
												307	A	Rhode Island	61 82
												312	A	Holy Cross	46 50
												325	A	Saint Peter's	66 58
												325	H	Saint Peter's	69 73
LAST 12 Division I GAMES:															
226	H	Monmouth	76 66	177	A	Siena	70 59								
184	A	Fairfield	68 62	262	H	Canisius	67 60								
112	A	Rider	46 65	146	H	Iona	37 48								
239	H	Niagara	53 68	177	H	Siena	68 69								
41	A	Quinnipiac	57 79	146	A	Iona	68 62								
325	A	Saint Peter's	66 58	112	H	Rider	56 69								

Non-Div I Games:

Marist

■ Loss,
 ■ Non-Conf,
 ■ S Site,
 ■ H Home
 ■ A Away
 N Neutral

Average RPI Win:	157	WON-LOST	WINNING	LAST 10	STRENGTH OF	OPP. STRENGTH	TEAM	ADJ.	CONF.	ADJ CONF.
Average RPI Loss:	79	RECORD	PCT. RANK	GAMES	SCHEDULE	OF SCHEDULE	RPI	RPI	RPI	RPI
DIV. I ONLY	19- 7	55	7- 3	90	74	45	45	7	7	
DIV. I NON-CONF.	9- 2	37	0- 0	84	99	45	45	7	7	
TOTALS	RPI 1-25	RPI 26-50	W-L RECORDS	RPI 51-100	RPI 101-150	RPI 150+				
19- 7	2- 2	2- 1	OVERALL	2- 2	2- 0	11- 2				
10- 3	0- 1	1- 1	HOME	1- 1	2- 0	6- 0				
9- 3	2- 1	1- 0	AWAY	1- 1	0- 0	5- 1				
0- 1	0- 0	0- 0	NEUTRAL	0- 0	0- 0	0- 1				
9- 2	1- 0	1- 1	NON-CONFERENCE	1- 0	2- 0	4- 1				
6- 1	0- 0	1- 1	HOME	1- 0	2- 0	2- 0				
3- 0	1- 0	0- 0	AWAY	0- 0	0- 0	2- 0				
0- 1	0- 0	0- 0	NEUTRAL	0- 0	0- 0	0- 1				
10- 5	1- 2	1- 0	CONFERENCE	1- 2	0- 0	7- 1				
4- 2	0- 1	0- 0	HOME	0- 1	0- 0	4- 0				
6- 3	1- 1	1- 0	AWAY	1- 1	0- 0	3- 1				
0- 0	0- 0	0- 0	NEUTRAL	0- 0	0- 0	0- 0				

RPI 1-25				RPI 26-50				Team's RPI: 45	RPI 51-100				RPI 101+			
RPI	S	Opponent	Score	RPI	S	Opponent	Score		RPI	S	Opponent	Score	RPI	S	Opponent	Score
5	A	Oregon St.	74 73	28	H	Arizona St.	75 63		57	A	Georgetown	84 77	141	H	New Mexico	62 52
17	A	DePaul	102 101	33	H	Green Bay	63 78		72	A	St. John's (NY)	64 70	147	H	Milwaukee	85 74
22	A	Creighton	77 80	50	A	Villanova	77 71		72	H	St. John's (NY)	72 82	155	N	Santa Clara	62 65
22	H	Creighton	63 83						80	H	Western Ill.	77 61	178	A	Providence	64 66
													178	H	Providence	79 74
													181	A	Xavier	86 71
													181	H	Xavier	85 61
													197	A	Seton Hall	83 77
													197	H	Seton Hall	103 60
													207	A	Wisconsin	81 75
													229	A	Pacific	89 75
													243	A	Butler	72 66
													243	H	Butler	91 53
													256	H	Saint Francis (PA)	104 91
													338	H	Longwood	87 37
LAST 12 Division I GAMES:																
181	A	Xavier	86 71	17	A	DePaul	102 101		243	H	Butler	91 53				
243	A	Butler	72 66	72	H	St. John's (NY)	72 82		181	H	Xavier	85 61				
72	H	St. John's (NY)	72 82	197	H	Seton Hall	103 60		197	A	Seton Hall	83 77				
197	H	Seton Hall	103 60	22	A	Creighton	77 80		72	A	St. John's (NY)	64 70				
22	A	Creighton	77 80	178	A	Providence	64 66		178	H	Providence	79 74				

Non-Div I Games:

Marquette

Average RPI Win:	280	WON-LOST	WINNING	LAST 10	STRENGTH OF	OPP. STRENGTH	TEAM	ADJ.	CONF.	ADJ CONF.
Average RPI Loss:	134	RECORD	PCT. RANK	GAMES	SCHEDULE	OF SCHEDULE	RPI	RPI	RPI	RPI
DIV. I ONLY	10- 13	216	2- 8	290	168	252	252	14	14	
DIV. I NON-CONF.	6- 3	97	0- 0	345	305	234	234	16	16	
TOTALS	RPI 1-25	RPI 26-50	W-L RECORDS	RPI 51-100	RPI 101-150	RPI 150+				
10- 13	0- 0	0- 0	OVERALL	0- 5	0- 4	10- 4				
7- 4	0- 0	0- 0	HOME	0- 2	0- 1	7- 1				
2- 8	0- 0	0- 0	AWAY	0- 3	0- 3	2- 2				
1- 1	0- 0	0- 0	NEUTRAL	0- 0	0- 0	1- 1				
6- 3	0- 0	0- 0	NON-CONFERENCE	0- 1	0- 1	6- 1				
4- 0	0- 0	0- 0	HOME	0- 0	0- 0	4- 0				
1- 2	0- 0	0- 0	AWAY	0- 1	0- 1	1- 0				
1- 1	0- 0	0- 0	NEUTRAL	0- 0	0- 0	1- 1				
4- 10	0- 0	0- 0	CONFERENCE	0- 4	0- 3	4- 3				
3- 4	0- 0	0- 0	HOME	0- 2	0- 1	3- 1				
1- 6	0- 0	0- 0	AWAY	0- 2	0- 2	1- 2				
0- 0	0- 0	0- 0	NEUTRAL	0- 0	0- 0	0- 0				

RPI 1-25			RPI 26-50			RPI 51-100			RPI 101+			Team's RPI: 252
RPI	S	Opponent	Score	RPI	S	Opponent	Score	RPI	S	Opponent	Score	
						56 A Western Ky.	57 73	102 A Charlotte		77 93		
						56 H Western Ky.	64 78	106 A North Carolina		53 75		
						75 A Penn St.	80 82	122 H Southern Miss.		78 82		
						79 A Middle Tenn.	69 94	131 A Old Dominion		69 73		
						79 H Middle Tenn.	63 72	158 H Louisiana Tech		54 72		
								183 A UAB		55 71		
								183 H UAB		61 58		
								188 A UTSA		88 81		
								189 A Illinois		55 53		
								271 H Coastal Caro.		84 66		
								283 H FIU		70 52		
								293 N Prairie View		68 78		
								300 A UTEP		74 84		
								328 H Fla. Atlantic		76 53		
								335 H Morgan St.		62 43		
								338 H Longwood		70 50		
								339 H Florida A&M		77 67		
								341 N Sam Houston St.		73 50		
LAST 12 Division I GAMES:												
						79 A Middle Tenn.	69 94	188 A UTSA		88 81		
						183 A UAB	55 71	56 A Western Ky.		57 73		
						56 H Western Ky.	64 78	183 H UAB		61 58		
						158 H Louisiana Tech	54 72	79 H Middle Tenn.		63 72		
						122 H Southern Miss.	78 82	102 A Charlotte		77 93		
						300 A UTEP	74 84	131 A Old Dominion		69 73		

Non-Div I Games: Me.-Fort Kent 136 62 Bluefield Col. 77 35

Marshall

Loss, Non-Conf, S Site, H Home A Away N Neutral

Maryland

Through Games Of Feb. 18, 2017

Average RPI Win:	149	WON-LOST	WINNING	LAST 10	STRENGTH OF	OPP. STRENGTH	TEAM	ADJ.	CONF.	ADJ CONF.
Average RPI Loss:	1	RECORD	PCT. RANK	GAMES	SCHEDULE	OF SCHEDULE	RPI	RPI	RPI	RPI
DIV. I ONLY	26- 1	2	10- 0	156	38	20	20	6	6	
DIV. I NON-CONF.	12- 1	7	0- 0	233	46	55	55	6	6	
TOTALS	RPI 1-25	RPI 26-50	W-L RECORDS	RPI 51-100	RPI 101-150	RPI 150+				
26- 1	1- 1	6- 0	OVERALL	5- 0	1- 0	13- 0				
13- 1	0- 1	2- 0	HOME	2- 0	0- 0	9- 0				
11- 0	1- 0	3- 0	AWAY	2- 0	1- 0	4- 0				
2- 0	0- 0	1- 0	NEUTRAL	1- 0	0- 0	0- 0				
12- 1	1- 1	1- 0	NON-CONFERENCE	1- 0	1- 0	8- 0				
6- 1	0- 1	0- 0	HOME	0- 0	0- 0	6- 0				
4- 0	1- 0	0- 0	AWAY	0- 0	1- 0	2- 0				
2- 0	0- 0	1- 0	NEUTRAL	1- 0	0- 0	0- 0				
14- 0	0- 0	5- 0	CONFERENCE	4- 0	0- 0	5- 0				
7- 0	0- 0	2- 0	HOME	2- 0	0- 0	3- 0				
7- 0	0- 0	3- 0	AWAY	2- 0	0- 0	2- 0				
0- 0	0- 0	0- 0	NEUTRAL	0- 0	0- 0	0- 0				

RPI 1-25				RPI 26-50				RPI 51-100				RPI 101+			
RPI	S	Opponent	Score	RPI	S	Opponent	Score	RPI	S	Opponent	Score	RPI	S	Opponent	Score
1	H	UConn	81 87	28	N	Arizona St.	83 42	60	H	Northwestern	96 65	132	A	Duquesne	77 57
13	A	Louisville	78 72	34	H	Michigan	83 70	64	A	Minnesota	83 72	189	A	Illinois	94 49
				40	A	Indiana	92 56	75	H	Penn St.	89 83	189	H	Illinois	84 59
				44	A	Iowa	98 82	94	N	Washington St.	79 69	193	H	Towson	97 63
				44	H	Iowa	100 81	98	A	Purdue	85 70	199	A	Nebraska	93 49
				47	A	Michigan St.	89 72					203	H	UMBC	92 42
												207	H	Wisconsin	89 40
												213	H	Rutgers	80 71
												239	A	Niagara	96 64
												253	H	UMES	106 61
												258	A	Loyola Maryland	79 60
												286	H	Mt. St. Mary's	106 42
												325	H	Saint Peter's	101 49
												344	H	UMass Lowell	100 44
LAST 12 Division I GAMES:															
207	H	Wisconsin	89 40	189	A	Illinois	94 49								
47	A	Michigan St.	89 72	213	H	Rutgers	80 71								
189	H	Illinois	84 59	34	H	Michigan	83 70								
40	A	Indiana	92 56	44	A	Iowa	98 82								
98	A	Purdue	85 70	75	H	Penn St.	89 83								
44	H	Iowa	100 81	60	H	Northwestern	96 65								

Non-Div I Games:

Maryland

Loss, Non-Conf, S Site, H Home A Away N Neutral

Massachusetts

Through Games Of Feb. 18, 2017

Average RPI Win:	280	WON-LOST	WINNING	LAST 10	STRENGTH OF	OPP. STRENGTH	TEAM	ADJ.	CONF.	ADJ CONF.
Average RPI Loss:	151	RECORD	PCT. RANK	GAMES	SCHEDULE	OF SCHEDULE	RPI	RPI	RPI	RPI
DIV. I ONLY	8- 18	273	1- 7	271	149	292	292	12	12	
DIV. I NON-CONF.	5- 7	205	1- 0	308	260	267	267	12	12	
TOTALS	RPI 1-25	RPI 26-50	W-L RECORDS	RPI 51-100	RPI 101-150	RPI 150+				
8- 18	0- 0	0- 2	OVERALL	0- 3	1- 4	7- 9				
6- 5	0- 0	0- 1	HOME	0- 0	1- 1	5- 3				
1- 12	0- 0	0- 0	AWAY	0- 0	0- 1	1- 2				
1- 1	0- 0	0- 0	NEUTRAL	0- 1	0- 0	1- 0				
5- 7	0- 0	0- 1	NON-CONFERENCE	0- 2	0- 0	5- 4				
4- 0	0- 0	0- 0	HOME	0- 0	0- 0	4- 0				
0- 6	0- 0	0- 1	AWAY	0- 1	0- 0	0- 4				
1- 1	0- 0	0- 0	NEUTRAL	0- 1	0- 0	1- 0				
3- 11	0- 0	0- 1	CONFERENCE	0- 1	1- 4	2- 5				
2- 5	0- 0	0- 1	HOME	0- 0	1- 1	1- 3				
1- 6	0- 0	0- 0	AWAY	0- 1	0- 3	1- 2				
0- 0	0- 0	0- 0	NEUTRAL	0- 0	0- 0	0- 0				

RPI S	Opponent	Score	RPI S	Opponent	Score	RPI S	Opponent	Score	RPI S	Opponent	Score	Team's RPI: 292
44	A Iowa	30 71	46	H George Washington	54 60	52	A Dayton	65 77	103	H Saint Louis	60 81	
						59	N Drexel	47 65	104	A Saint Joseph's	50 81	
						81	A Buffalo	47 61	126	A Fordham	43 74	
									132	H Duquesne	75 67	
									137	A VCU	52 55	
									165	A La Salle	64 68	
									173	A Hartford	56 75	
									182	H George Mason	55 66	
									186	A Hofstra	55 71	
									225	A Richmond	45 56	
									231	H St. Bonaventure	38 55	
									240	A Boston U.	60 64	
									274	A Davidson	61 60	
									274	H Davidson	59 63	
									282	H Bryant	68 62	
									283	A FIU	57 58	
									289	H North Dakota St.	70 58	
									307	H Rhode Island	68 67	
									312	H Holy Cross	69 66	
									314	H Central Conn. St.	76 37	
									330	N Montana	59 58	
LAST 12 Division I GAMES:												
330	N Montana	59 58	165	A La Salle	64 68							
225	A Richmond	45 56	46	H George Washington	54 60							
126	A Fordham	43 74	231	H St. Bonaventure	38 55							
274	H Davidson	59 63	132	H Duquesne	75 67							
103	H Saint Louis	60 81	274	A Davidson	61 60							
137	A VCU	52 55	104	A Saint Joseph's	50 81							

Non-Div I Games: Merrimack 73 44

Massachusetts

Loss, Non-Conf, S Site, H Home A Away N Neutral

Average RPI Win:	320	WON-LOST	WINNING	LAST 10	STRENGTH OF	OPP. STRENGTH	TEAM	ADJ.	CONF.	ADJ CONF.
Average RPI Loss:	134	RECORD	PCT. RANK	GAMES	SCHEDULE	OF SCHEDULE	RPI	RPI	RPI	RPI
DIV. I ONLY	8- 13	243	4- 6	235	289	269	269	27	27	
DIV. I NON-CONF.	1- 6	310	0- 0	211	86	300	300	27	27	
TOTALS	RPI 1-25	RPI 26-50	W-L RECORDS	RPI 51-100	RPI 101-150	RPI 150+				
8- 13	0- 0	0- 1	OVERALL	0- 1	0- 7	8- 4				
5- 5	0- 0	0- 0	HOME	0- 0	0- 2	5- 3				
3- 6	0- 0	0- 1	AWAY	0- 1	0- 3	3- 1				
0- 2	0- 0	0- 0	NEUTRAL	0- 0	0- 2	0- 0				
1- 6	0- 0	0- 1	NON-CONFERENCE	0- 0	0- 3	1- 2				
0- 2	0- 0	0- 0	HOME	0- 0	0- 0	0- 2				
1- 2	0- 0	0- 1	AWAY	0- 0	0- 1	1- 0				
0- 2	0- 0	0- 0	NEUTRAL	0- 0	0- 2	0- 0				
7- 7	0- 0	0- 0	CONFERENCE	0- 1	0- 4	7- 2				
5- 3	0- 0	0- 0	HOME	0- 0	0- 2	5- 1				
2- 4	0- 0	0- 0	AWAY	0- 1	0- 2	2- 1				
0- 0	0- 0	0- 0	NEUTRAL	0- 0	0- 0	0- 0				

RPI 1-25	RPI 26-50	RPI 51-100	RPI 101+	Team's RPI: 269
RPI S Opponent Score	RPI S Opponent Score	RPI S Opponent Score	RPI S Opponent Score	
	43 Tulane 65 82	100 Abilene Christian 65 77	110 SFA 65 96	
			117 Central Ark. 52 67	
			117 Central Ark. 49 72	
			128 Lamar University 57 79	
			129 N Alabama 63 84	
			135 TCU 70 74	
			143 N Pittsburgh 65 71	
			158 Louisiana Tech 56 66	
			160 Louisiana 70 77	
			202 New Orleans 85 92	
			202 New Orleans 59 71	
			297 Northwestern St. 68 63	
			297 Northwestern St. 68 52	
			298 Nicholls St. 59 52	
			327 Southeastern La. 86 83	
			329 La.-Monroe 78 52	
			332 Incarnate Word 78 61	
			341 Sam Houston St. 79 56	
			342 Houston Baptist 68 53	
LAST 12 Division I GAMES:				
	298 Nicholls St. 59 52	202 New Orleans 59 71		
	202 New Orleans 85 92	297 Northwestern St. 68 52		
	332 Incarnate Word 78 61	117 Central Ark. 52 67		
	128 Lamar University 57 79	327 Southeastern La. 86 83		
	117 Central Ark. 49 72	342 Houston Baptist 68 53		
	100 Abilene Christian 65 77	341 Sam Houston St. 79 56		

Non-Div I Games: LSU-Alexandria 100 66 Louisiana Col. 88 47 Southern-N.O. 94 65 Wiley 72 56
McNeese

Memphis

Through Games Of Feb. 18, 2017

Average RPI Win:	162	WON-LOST	WINNING	LAST 10	STRENGTH OF	OPP. STRENGTH	TEAM	ADJ.	CONF.	ADJ CONF.
Average RPI Loss:	127	RECORD	PCT. RANK	GAMES	SCHEDULE	OF SCHEDULE	RPI	RPI	RPI	RPI
DIV. I ONLY	13- 13	169	5- 5	117	86	149	149	5	5	
DIV. I NON-CONF.	7- 6	157	0- 0	282	164	224	224	5	5	
TOTALS	RPI 1-25	RPI 26-50	W-L RECORDS	RPI 51-100	RPI 101-150	RPI 150+				
13- 13	0- 2	2- 2	OVERALL	1- 1	2- 3	8- 5				
10- 4	0- 1	1- 1	HOME	1- 0	1- 1	7- 1				
3- 8	0- 1	1- 1	AWAY	0- 1	1- 1	1- 4				
0- 1	0- 0	0- 0	NEUTRAL	0- 0	0- 1	0- 0				
7- 6	0- 0	0- 1	NON-CONFERENCE	1- 0	0- 1	6- 4				
6- 2	0- 0	0- 1	HOME	1- 0	0- 0	5- 1				
1- 3	0- 0	0- 0	AWAY	0- 0	0- 0	1- 3				
0- 1	0- 0	0- 0	NEUTRAL	0- 0	0- 1	0- 0				
6- 7	0- 2	2- 1	CONFERENCE	0- 1	2- 2	2- 1				
4- 2	0- 1	1- 0	HOME	0- 0	1- 1	2- 0				
2- 5	0- 1	1- 1	AWAY	0- 1	1- 1	0- 1				
0- 0	0- 0	0- 0	NEUTRAL	0- 0	0- 0	0- 0				

RPI S Opponent	Score	RPI S Opponent	Score	RPI S Opponent	Score	RPI S Opponent	Score	Team's RPI: 149
23 A Temple	51 66	35 A South Fla.	49 79	90 A SMU	44 53	114 A UCF	65 62	
23 H Temple	67 73	35 H South Fla.	62 57	92 H Vanderbilt	75 59	114 H UCF	65 59	
		43 A Tulane	55 52			138 A Cincinnati	57 68	
		48 H Little Rock	44 54			138 H Cincinnati	59 66	
						141 N Arkansas	61 91	
						153 H East Carolina	72 50	
						154 H Kansas	58 68	
						157 A Tulsa	52 57	
						158 H Louisiana Tech	56 54	
						161 H Missouri St.	69 60	
						171 H Houston	66 65	
						189 A Illinois	64 54	
						190 A Southern Ill.	61 69	
						230 A Samford	42 48	
						278 H Southeast Mo. St.	65 63	
						287 A Nevada	67 75	
						297 H Northwestern St.	54 38	
						298 H Nicholls St.	73 62	
LAST 12 Division I GAMES:								
138 A Cincinnati	57 68	171 H Houston	66 65					
153 H East Carolina	72 50	23 A Temple	51 66					
43 A Tulane	55 52	35 A South Fla.	49 79					
35 H South Fla.	62 57	138 H Cincinnati	59 66					
90 A SMU	44 53	114 A UCF	65 62					
114 H UCF	65 59	157 A Tulsa	52 57					

Non-Div I Games:

Memphis

Loss, Non-Conf, S Site, H Home A Away N Neutral

Average RPI Win:	243	WON-LOST	WINNING	LAST 10	STRENGTH OF	OPP. STRENGTH	TEAM	ADJ.	CONF.	ADJ CONF.
Average RPI Loss:	65	RECORD	PCT. RANK	GAMES	SCHEDULE	OF SCHEDULE	RPI	RPI	RPI	RPI
DIV. I ONLY	19- 5	27	9- 1	281	140	93	93	17	17	
DIV. I NON-CONF.	8- 3	67	0- 0	319	49	124	124	20	20	
TOTALS	RPI 1-25	RPI 26-50	W-L RECORDS	RPI 51-100	RPI 101-150	RPI 150+				
19- 5	0- 1	0- 0	OVERALL	0- 4	0- 0	19- 0				
9- 2	0- 1	0- 0	HOME	0- 1	0- 0	9- 0				
10- 3	0- 0	0- 0	AWAY	0- 3	0- 0	10- 0				
0- 0	0- 0	0- 0	NEUTRAL	0- 0	0- 0	0- 0				
8- 3	0- 1	0- 0	NON-CONFERENCE	0- 2	0- 0	8- 0				
3- 1	0- 1	0- 0	HOME	0- 0	0- 0	3- 0				
5- 2	0- 0	0- 0	AWAY	0- 2	0- 0	5- 0				
0- 0	0- 0	0- 0	NEUTRAL	0- 0	0- 0	0- 0				
11- 2	0- 0	0- 0	CONFERENCE	0- 2	0- 0	11- 0				
6- 1	0- 0	0- 0	HOME	0- 1	0- 0	6- 0				
5- 1	0- 0	0- 0	AWAY	0- 1	0- 0	5- 0				
0- 0	0- 0	0- 0	NEUTRAL	0- 0	0- 0	0- 0				

RPI 1-25				RPI 26-50				RPI 51-100				Team's RPI: 93	RPI 101+			
RPI	S	Opponent	Score	RPI	S	Opponent	Score	RPI	S	Opponent	Score		RPI	S	Opponent	Score
10	H	Florida St.	40 83					51	A	Georgia Tech	50 70		171	A	Houston	64 60
								87	A	Chattanooga	50 70		189	A	Illinois	51 33
								87	H	Chattanooga	56 74		194	A	ETSU	71 56
								89	A	Georgia	64 72		194	H	ETSU	72 55
													200	H	Campbell	76 60
													205	A	UNCG	77 64
													205	H	UNCG	58 47
													227	A	Ga. Southern	77 56
													230	H	Samford	59 49
													241	A	Furman	68 47
													241	H	Furman	76 52
													260	A	Wofford	61 46
													260	H	Wofford	54 39
													274	A	Davidson	67 60
													276	H	Kennesaw St.	61 46
													291	A	Western Caro.	59 57
													291	H	Western Caro.	84 53
													328	H	Fla. Atlantic	74 57
													333	A	Winthrop	71 48
LAST 12 Division I GAMES:																
				241	A	Furman	68 47						230	H	Samford	59 49
				260	A	Wofford	61 46						260	H	Wofford	54 39
				205	H	UNCG	58 47						241	H	Furman	76 52
				291	H	Western Caro.	84 53						291	A	Western Caro.	59 57
				194	A	ETSU	71 56						205	A	UNCG	77 64
				87	A	Chattanooga	50 70						87	H	Chattanooga	56 74

Non-Div I Games: West Ga. 67 36 Paine 93 50 Emmanuel (GA) 84 70

Mercer

Average RPI Win: 135		WON-LOST	WINNING	LAST 10	STRENGTH OF	OPP. STRENGTH	TEAM	ADJ.	CONF.	ADJ CONF.
Average RPI Loss: 13		RECORD	PCT. RANK	GAMES	SCHEDULE	OF SCHEDULE	RPI	RPI	RPI	RPI
DIV. I ONLY		19- 6	39	6- 4	37	23	19	19	3	3
DIV. I NON-CONF.		11- 1	12	0- 0	137	55	19	19	4	4
TOTALS		RPI 1-25	RPI 26-50		W-L RECORDS		RPI 51-100	RPI 101-150	RPI 150+	
19- 6	0- 5	2- 1		OVERALL		5- 0	7- 0	5- 0		
12- 2	0- 2	0- 0		HOME		3- 0	5- 0	4- 0		
6- 4	0- 3	2- 1		AWAY		2- 0	1- 0	1- 0		
1- 0	0- 0	0- 0		NEUTRAL		0- 0	1- 0	0- 0		
11- 1	0- 1	1- 0		NON-CONFERENCE		2- 0	4- 0	4- 0		
7- 0	0- 0	0- 0		HOME		1- 0	3- 0	3- 0		
3- 1	0- 1	1- 0		AWAY		1- 0	0- 0	1- 0		
1- 0	0- 0	0- 0		NEUTRAL		0- 0	1- 0	0- 0		
8- 5	0- 4	1- 1		CONFERENCE		3- 0	3- 0	1- 0		
5- 2	0- 2	0- 0		HOME		2- 0	2- 0	1- 0		
3- 3	0- 2	1- 1		AWAY		1- 0	1- 0	0- 0		
0- 0	0- 0	0- 0		NEUTRAL		0- 0	0- 0	0- 0		

RPI 1-25				Team's RPI:		19	
RPI	S	Opponent	Score				
2	H	Notre Dame	55	67			
10	A	Florida St.	71	80			
10	H	Florida St.	66	81			
13	A	Louisville	59	63			
15	A	Kentucky	66	82			

RPI 26-50			
RPI	S	Opponent	Score
26	A	Ohio St.	94 89
30	A	Syracuse	48 81
32	A	North Carolina St.	67 64

RPI 51-100			
RPI	S	Opponent	Score
54	H	Virginia	63 52
71	H	Virginia Tech	82 75
72	A	St. John's (NY)	62 50
78	A	Wake Forest	79 56
97	H	Texas Tech	74 56

RPI 101+			
RPI	S	Opponent	Score
102	H	Charlotte	80 46
105	H	Clemson	81 57
106	H	North Carolina	100 88
131	H	Old Dominion	66 56
139	N	Albany (NY)	77 53
140	H	Maine	76 51
143	A	Pittsburgh	82 50
166	H	Boston College	58 51
218	H	Grambling	89 61
283	A	FIU	69 49
284	H	Coppin St.	75 35
316	H	Loyola Chicago	81 43

LAST 12 Division I GAMES:			
105	H	Clemson	81 57
54	H	Virginia	63 52
10	A	Florida St.	71 80
78	A	Wake Forest	79 56
166	H	Boston College	58 51
106	H	North Carolina	100 88
30	A	Syracuse	48 81
13	A	Louisville	59 63
71	H	Virginia Tech	82 75
2	H	Notre Dame	55 67
32	A	North Carolina St.	67 64
143	A	Pittsburgh	82 50

Non-Div I Games:

Miami (FL)

Loss, Non-Conf, S Site, H Home A Away N Neutral

Average RPI Win:	284	WON-LOST	WINNING	LAST 10	STRENGTH OF	OPP. STRENGTH	TEAM	ADJ.	CONF.	ADJ CONF.
Average RPI Loss:	124	RECORD	PCT. RANK	GAMES	SCHEDULE	OF SCHEDULE	RPI	RPI	RPI	RPI
DIV. I ONLY	7- 18	289	2- 8	124	208	235	235	10	10	
DIV. I NON-CONF.	4- 7	224	0- 0	201	334	238	238	11	11	
TOTALS	RPI 1-25	RPI 26-50	W-L RECORDS	RPI 51-100	RPI 101-150	RPI 150+				
7- 18	0- 0	0- 2	OVERALL	0- 7	0- 3	7- 6				
2- 9	0- 0	0- 1	HOME	0- 3	0- 2	2- 3				
3- 7	0- 0	0- 1	AWAY	0- 4	0- 1	3- 1				
2- 2	0- 0	0- 0	NEUTRAL	0- 0	0- 0	2- 2				
4- 7	0- 0	0- 0	NON-CONFERENCE	0- 1	0- 2	4- 4				
0- 3	0- 0	0- 0	HOME	0- 1	0- 1	0- 1				
2- 2	0- 0	0- 0	AWAY	0- 0	0- 1	2- 1				
2- 2	0- 0	0- 0	NEUTRAL	0- 0	0- 0	2- 2				
3- 11	0- 0	0- 2	CONFERENCE	0- 6	0- 1	3- 2				
2- 6	0- 0	0- 1	HOME	0- 2	0- 1	2- 2				
1- 5	0- 0	0- 1	AWAY	0- 4	0- 0	1- 0				
0- 0	0- 0	0- 0	NEUTRAL	0- 0	0- 0	0- 0				

RPI S	Opponent	Score	RPI S	Opponent	Score	RPI S	Opponent	Score	RPI S	Opponent	Score	Team's RPI: 235
42	A Central Mich.	61 80	49	H Ohio	62 79	66	H IUPUI	53 65	127	H Ball St.	60 81	
						81	A Buffalo	45 71	136	A Wright St.	57 65	
						81	H Buffalo	51 68	138	H Cincinnati	43 49	
						82	A Northern Ill.	76 89	165	N La Salle	70 79	
						82	H Northern Ill.	61 63	175	H Western Mich.	60 85	
						84	A Toledo	50 64	178	N Providence	59 75	
						99	A Kent St.	66 84	185	A Morehead St.	43 77	
									201	H Indiana St.	54 62	
									223	H Akron	54 49	
									259	H Bowling Green	59 61	
									272	A Austin Peay	73 58	
									288	A Eastern Mich.	79 63	
									288	H Eastern Mich.	72 61	
									294	A Northern Ky.	60 50	
									299	N Eastern Ky.	65 54	
									321	N Fort Wayne	69 47	
LAST 12 Division I GAMES:												
259	H Bowling Green	59 61	49	H Ohio	62 79							
82	H Northern Ill.	61 63	82	A Northern Ill.	76 89							
288	A Eastern Mich.	79 63	42	A Central Mich.	61 80							
223	H Akron	54 49	81	H Buffalo	51 68							
127	H Ball St.	60 81	288	H Eastern Mich.	72 61							
99	A Kent St.	66 84	84	A Toledo	50 64							

Non-Div I Games: Cedarville 70 57 Northwood 64 49

Miami (OH)

■ Loss,
 ■ Non-Conf,
 ■ S Site,
 ■ H Home
 ■ A Away
 N Neutral

Average RPI Win:	162	WON-LOST	WINNING	LAST 10	STRENGTH OF	OPP. STRENGTH	TEAM	ADJ.	CONF.	ADJ CONF.
Average RPI Loss:	48	RECORD	PCT. RANK	GAMES	SCHEDULE	OF SCHEDULE	RPI	RPI	RPI	RPI
DIV. I ONLY	21- 6	31	8- 2	100	64	34	34	6	6	
DIV. I NON-CONF.	11- 3	53	0- 0	132	111	50	50	6	6	
TOTALS	RPI 1-25	RPI 26-50	W-L RECORDS	RPI 51-100	RPI 101-150	RPI 150+				
21- 6	0- 3	3- 2	OVERALL	5- 0	0- 0	13- 1				
13- 0	0- 0	3- 0	HOME	2- 0	0- 0	8- 0				
6- 5	0- 2	0- 2	AWAY	2- 0	0- 0	4- 1				
2- 1	0- 1	0- 0	NEUTRAL	1- 0	0- 0	1- 0				
11- 3	0- 2	1- 0	NON-CONFERENCE	2- 0	0- 0	8- 1				
7- 0	0- 0	1- 0	HOME	0- 0	0- 0	6- 0				
2- 2	0- 1	0- 0	AWAY	1- 0	0- 0	1- 1				
2- 1	0- 1	0- 0	NEUTRAL	1- 0	0- 0	1- 0				
10- 3	0- 1	2- 2	CONFERENCE	3- 0	0- 0	5- 0				
6- 0	0- 0	2- 0	HOME	2- 0	0- 0	2- 0				
4- 3	0- 1	0- 2	AWAY	1- 0	0- 0	3- 0				
0- 0	0- 0	0- 0	NEUTRAL	0- 0	0- 0	0- 0				

RPI 1-25				RPI 26-50				Team's RPI: 34		RPI 51-100				RPI 101+			
RPI	S	Opponent	Score	RPI	S	Opponent	Score			RPI	S	Opponent	Score	RPI	S	Opponent	Score
10	N	Florida St.	62 76	26	A	Ohio St.	87 96			51	A	Georgia Tech	92 52	159	H	Oakland	101 63
12	A	UCLA	64 84	40	A	Indiana	61 72			60	H	Northwestern	80 54	175	H	Western Mich.	66 40
20	A	Maryland	70 83	40	H	Indiana	78 74			64	H	Minnesota	84 69	181	A	Xavier	58 61
				44	H	Iowa	72 70			76	N	Gonzaga	78 66	189	A	Illinois	86 70
				49	H	Ohio	69 46			98	A	Purdue	72 62	199	A	Nebraska	84 51
														207	A	Wisconsin	73 56
														207	H	Wisconsin	75 66
														210	H	American	82 33
														213	H	Rutgers	63 50
														239	H	Niagara	107 35
														244	H	Howard	109 41
														261	A	San Diego St.	92 57
														281	H	Vermont	78 56
														333	N	Winthrop	76 39
LAST 12 Division I GAMES:																	
				40	A	Indiana	61 72			199	A	Nebraska	84 51				
				207	H	Wisconsin	75 66			20	A	Maryland	70 83				
				98	A	Purdue	72 62			64	H	Minnesota	84 69				
				44	H	Iowa	72 70			40	H	Indiana	78 74				
				189	A	Illinois	86 70			26	A	Ohio St.	87 96				
				60	H	Northwestern	80 54			207	A	Wisconsin	73 56				

Non-Div I Games:

Michigan

■ Loss,
 ■ Non-Conf, S Site,
 ■ Home
 ■ Away
 N Neutral

Average RPI Win:	151	WON-LOST	WINNING	LAST 10	STRENGTH OF	OPP. STRENGTH	TEAM	ADJ.	CONF.	ADJ CONF.
Average RPI Loss:	66	RECORD	PCT. RANK	GAMES	SCHEDULE	OF SCHEDULE	RPI	RPI	RPI	RPI
DIV. I ONLY	17- 9	91	5- 5	68	48	47	47	6	6	
DIV. I NON-CONF.	10- 3	54	0- 0	65	74	34	34	6	6	
TOTALS	RPI 1-25	RPI 26-50	W-L RECORDS	RPI 51-100	RPI 101-150	RPI 150+				
17- 9	0- 2	3- 3	OVERALL	2- 3	2- 0	10- 1				
10- 3	0- 2	2- 0	HOME	1- 1	1- 0	6- 0				
6- 6	0- 0	1- 3	AWAY	1- 2	0- 0	4- 1				
1- 0	0- 0	0- 0	NEUTRAL	0- 0	1- 0	0- 0				
10- 3	0- 1	1- 2	NON-CONFERENCE	0- 0	2- 0	7- 0				
5- 1	0- 1	0- 0	HOME	0- 0	1- 0	4- 0				
4- 2	0- 0	1- 2	AWAY	0- 0	0- 0	3- 0				
1- 0	0- 0	0- 0	NEUTRAL	0- 0	1- 0	0- 0				
7- 6	0- 1	2- 1	CONFERENCE	2- 3	0- 0	3- 1				
5- 2	0- 1	2- 0	HOME	1- 1	0- 0	2- 0				
2- 4	0- 0	0- 1	AWAY	1- 2	0- 0	1- 1				
0- 0	0- 0	0- 0	NEUTRAL	0- 0	0- 0	0- 0				

RPI 1-25				RPI 26-50				Team's RPI: 47	RPI 51-100				RPI 101+			
RPI	S	Opponent	Score	RPI	S	Opponent	Score		RPI	S	Opponent	Score	RPI	S	Opponent	Score
2	H	Notre Dame	61 79	26	H	Ohio St.	94 75		60	A	Northwestern	65 76	115	H	Wyoming	63 51
20	H	Maryland	72 89	27	A	Oregon	55 88		64	A	Minnesota	93 74	130	N	Delaware	81 64
				30	A	Syracuse	64 75		64	H	Minnesota	85 69	159	H	Oakland	81 74
				40	H	Indiana	69 60		98	A	Purdue	54 66	168	H	Northeastern	78 44
				41	A	Quinnipiac	71 54		98	H	Purdue	66 76	170	A	CSUN	63 59
				44	A	Iowa	83 87						175	A	Western Mich.	68 64
LAST 12 Division I GAMES:																
64	H	Minnesota	85 69	98	H	Purdue	66 76						189	H	Illinois	71 47
20	H	Maryland	72 89	60	A	Northwestern	65 76						199	H	Nebraska	93 73
44	A	Iowa	83 87	213	A	Rutgers	58 62						207	A	Wisconsin	81 57
40	H	Indiana	69 60	26	H	Ohio St.	94 75						213	A	Rutgers	58 62
64	A	Minnesota	93 74	199	H	Nebraska	93 73						233	H	Southern U.	70 55
207	A	Wisconsin	81 57	98	A	Purdue	54 66						274	H	Davidson	70 34
													307	A	Rhode Island	85 48

Non-Div I Games:

Michigan St.

■ Loss,
■ Non-Conf, S Site,
■ Home
■ Away
N Neutral

Middle Tenn.

Through Games Of Feb. 18, 2017

Average RPI Win:	195	WON-LOST	WINNING	LAST 10	STRENGTH OF	OPP. STRENGTH	TEAM	ADJ.	CONF.	ADJ CONF.
Average RPI Loss:	49	RECORD	PCT. RANK	GAMES	SCHEDULE	OF SCHEDULE	RPI	RPI	RPI	RPI
DIV. I ONLY	17- 9	91	8- 2	73	93	79	79	14	14	
DIV. I NON-CONF.	5- 6	186	0- 0	30	4	98	98	16	16	
TOTALS	RPI 1-25	RPI 26-50	W-L RECORDS	RPI 51-100	RPI 101-150	RPI 150+				
17- 9	0- 2	2- 2	OVERALL	0- 4	2- 1	13- 0				
10- 5	0- 1	2- 2	HOME	0- 2	0- 0	8- 0				
7- 4	0- 1	0- 0	AWAY	0- 2	2- 1	5- 0				
0- 0	0- 0	0- 0	NEUTRAL	0- 0	0- 0	0- 0				
5- 6	0- 2	2- 2	NON-CONFERENCE	0- 2	0- 0	3- 0				
3- 4	0- 1	2- 2	HOME	0- 1	0- 0	1- 0				
2- 2	0- 1	0- 0	AWAY	0- 1	0- 0	2- 0				
0- 0	0- 0	0- 0	NEUTRAL	0- 0	0- 0	0- 0				
12- 3	0- 0	0- 0	CONFERENCE	0- 2	2- 1	10- 0				
7- 1	0- 0	0- 0	HOME	0- 1	0- 0	7- 0				
5- 2	0- 0	0- 0	AWAY	0- 1	2- 1	3- 0				
0- 0	0- 0	0- 0	NEUTRAL	0- 0	0- 0	0- 0				

RPI 1-25				RPI 26-50				RPI 51-100				RPI 101+			
RPI	S	Opponent	Score	RPI	S	Opponent	Score	RPI	S	Opponent	Score	RPI	S	Opponent	Score
13	H	Louisville	72 91	28	H	Arizona St.	48 69	51	H	Georgia Tech	60 61	102	A	Charlotte	83 81
15	A	Kentucky	48 61	42	H	Central Mich.	79 69	54	A	Virginia	51 63	122	A	Southern Miss.	61 81
				43	H	Tulane	62 59	56	A	Western Ky.	51 66	131	A	Old Dominion	80 63
				49	H	Ohio	52 73	56	H	Western Ky.	75 82	158	A	Louisiana Tech	79 65
												161	A	Missouri St.	71 52
												167	H	Rice	71 61
												183	A	UAB	64 61
												187	H	North Texas	60 52
												188	H	UTSA	77 63
												252	A	Marshall	72 63
												252	H	Marshall	94 69
												264	A	Tennessee Tech	73 62
												272	H	Austin Peay	82 51
												283	H	FIU	95 43
												300	H	UTEP	76 53
												328	H	Fla. Atlantic	87 69
LAST 12 Division I GAMES:															
252	H	Marshall	94 69	158	A	Louisiana Tech	79 65								
56	H	Western Ky.	75 82	122	A	Southern Miss.	61 81								
102	A	Charlotte	83 81	328	H	Fla. Atlantic	87 69								
131	A	Old Dominion	80 63	283	H	FIU	95 43								
300	H	UTEP	76 53	56	A	Western Ky.	51 66								
188	H	UTSA	77 63	252	A	Marshall	72 63								

Non-Div I Games:

Middle Tenn.

■ Loss,
 ■ Non-Conf, S Site,
 ■ Home
 ■ Away
 N Neutral

Average RPI Win:	254	WON-LOST	WINNING	LAST 10	STRENGTH OF	OPP. STRENGTH	TEAM	ADJ.	CONF.	ADJ CONF.
Average RPI Loss:	105	RECORD	PCT. RANK	GAMES	SCHEDULE	OF SCHEDULE	RPI	RPI	RPI	RPI
DIV. I ONLY	18- 8	72	4- 2	308	179	147	147	20	20	
DIV. I NON-CONF.	8- 3	67	1- 0	333	137	169	169	21	21	
TOTALS	RPI 1-25	RPI 26-50	W-L RECORDS	RPI 51-100	RPI 101-150	RPI 150+				
18- 8	0- 0	1- 2	OVERALL	1- 2	0- 1	16- 3				
10- 3	0- 0	1- 0	HOME	1- 1	0- 1	8- 1				
7- 5	0- 0	0- 2	AWAY	0- 1	0- 0	7- 2				
1- 0	0- 0	0- 0	NEUTRAL	0- 0	0- 0	1- 0				
8- 3	0- 0	0- 1	NON-CONFERENCE	1- 2	0- 0	7- 0				
4- 1	0- 0	0- 0	HOME	1- 1	0- 0	3- 0				
3- 2	0- 0	0- 1	AWAY	0- 1	0- 0	3- 0				
1- 0	0- 0	0- 0	NEUTRAL	0- 0	0- 0	1- 0				
10- 5	0- 0	1- 1	CONFERENCE	0- 0	0- 1	9- 3				
6- 2	0- 0	1- 0	HOME	0- 0	0- 1	5- 1				
4- 3	0- 0	0- 1	AWAY	0- 0	0- 0	4- 2				
0- 0	0- 0	0- 0	NEUTRAL	0- 0	0- 0	0- 0				

RPI 1-25			RPI 26-50			RPI 51-100			RPI 101+			Team's RPI: 147			
RPI	S	Opponent	Score	RPI	S	Opponent	Score	RPI	S	Opponent	Score				
				33	A	Green Bay	47 89	60	H	Northwestern	63 65	136	H	Wright St.	51 69
				33	H	Green Bay	72 60	80	H	Western Ill.	76 68	159	A	Oakland	63 77
				45	A	Marquette	74 85	82	A	Northern Ill.	104 114	159	H	Oakland	73 75
												169	A	Detroit Mercy	63 77
												169	H	Detroit Mercy	81 69
												180	A	Cleveland St.	80 78
												180	H	Cleveland St.	76 72
												207	H	Wisconsin	80 63
												281	A	Vermont	68 44
												289	H	North Dakota St.	79 74
												294	H	Northern Ky.	72 44
												304	A	Valparaiso	85 74
												306	A	Illinois St.	68 60
												308	A	Youngstown St.	78 74
												308	H	Youngstown St.	86 82
												316	A	Loyola Chicago	73 46
												322	A	Ill.-Chicago	88 65
												322	H	Ill.-Chicago	83 55
												336	H	Chicago St.	71 49
												337	N	LIU Brooklyn	88 50
LAST 12 Division I GAMES:															
				33	H	Green Bay	72 60	308	A	Youngstown St.	78 74				
				281	A	Vermont	68 44	180	A	Cleveland St.	80 78				
				180	H	Cleveland St.	76 72	33	A	Green Bay	47 89				
				308	H	Youngstown St.	86 82	322	H	Ill.-Chicago	83 55				
				159	A	Oakland	63 77	169	H	Detroit Mercy	81 69				
				169	A	Detroit Mercy	63 77	159	H	Oakland	73 75				

Non-Div I Games:

Milwaukee

■ Loss,
 ■ Non-Conf,
 ■ S Site,
 ■ Home
 ■ A Away
 N Neutral

Average RPI Win:	137	WON-LOST	WINNING	LAST 10	STRENGTH OF	OPP. STRENGTH	TEAM	ADJ.	CONF.	ADJ CONF.
Average RPI Loss:	44	RECORD	PCT. RANK	GAMES	SCHEDULE	OF SCHEDULE	RPI	RPI	RPI	RPI
DIV. I ONLY	14- 13	167	3- 5	14	47	64	64	6	6	
DIV. I NON-CONF.	9- 4	85	0- 0	9	31	23	23	6	6	
TOTALS	RPI 1-25	RPI 26-50	W-L RECORDS	RPI 51-100	RPI 101-150	RPI 150+				
14- 13	0- 3	1- 7	OVERALL	4- 2	2- 1	7- 0				
11- 4	0- 2	1- 2	HOME	4- 0	0- 0	6- 0				
3- 7	0- 1	0- 5	AWAY	0- 1	2- 0	1- 0				
0- 2	0- 0	0- 0	NEUTRAL	0- 1	0- 1	0- 0				
9- 4	0- 2	1- 0	NON-CONFERENCE	3- 1	2- 1	3- 0				
7- 1	0- 1	1- 0	HOME	3- 0	0- 0	3- 0				
2- 1	0- 1	0- 0	AWAY	0- 0	2- 0	0- 0				
0- 2	0- 0	0- 0	NEUTRAL	0- 1	0- 1	0- 0				
5- 9	0- 1	0- 7	CONFERENCE	1- 1	0- 0	4- 0				
4- 3	0- 1	0- 2	HOME	1- 0	0- 0	3- 0				
1- 6	0- 0	0- 5	AWAY	0- 1	0- 0	1- 0				
0- 0	0- 0	0- 0	NEUTRAL	0- 0	0- 0	0- 0				

RPI 1-25				RPI 26-50				RPI 51-100				RPI 101+			
RPI	S	Opponent	Score	RPI	S	Opponent	Score	RPI	S	Opponent	Score	RPI	S	Opponent	Score
4	A	South Carolina	58 98	26	A	Ohio St.	62 87	57	H	Georgetown	68 60	106	N	North Carolina	77 91
10	H	Florida St.	61 75	26	H	Ohio St.	76 88	60	H	Northwestern	71 61	137	A	VCU	79 69
20	H	Maryland	72 83	29	H	Harvard	103 87	61	H	Belmont	75 74	141	A	New Mexico	69 65
				34	A	Michigan	69 84	75	A	Penn St.	66 77	156	H	Army West Point	70 52
				40	A	Indiana	62 78	89	N	Georgia	58 70	169	H	Detroit Mercy	111 91
				44	A	Iowa	65 80	99	H	Kent St.	92 62	189	H	Illinois	78 50
				47	A	Michigan St.	69 85					197	H	Seton Hall	90 57
				47	H	Michigan St.	74 93					199	A	Nebraska	79 69
												207	H	Wisconsin	88 60
												213	H	Rutgers	80 46
LAST 12 Division I GAMES:															
				60	H	Northwestern	71 61	26	H	Ohio St.	76 88				
				47	A	Michigan St.	69 85	44	A	Iowa	65 80				
				213	H	Rutgers	80 46	189	H	Illinois	78 50				
				75	A	Penn St.	66 77	34	A	Michigan	69 84				
				199	A	Nebraska	79 69	207	H	Wisconsin	88 60				
				47	H	Michigan St.	74 93	40	A	Indiana	62 78				

Non-Div I Games:

Minnesota

■ Loss,
■ Non-Conf,
■ S Site,
■ H Home
■ A Away
N Neutral

Average RPI Win:	300	WON-LOST	WINNING	LAST 10	STRENGTH OF	OPP. STRENGTH	TEAM	ADJ.	CONF.	ADJ CONF.
Average RPI Loss:	193	RECORD	PCT. RANK	GAMES	SCHEDULE	OF SCHEDULE	RPI	RPI	RPI	RPI
DIV. I ONLY	7- 16	280	4- 6	317	311	311	311	30	30	
DIV. I NON-CONF.	1- 8	314	0- 0	107	125	256	256	30	30	
TOTALS	RPI 1-25	RPI 26-50	W-L RECORDS	RPI 51-100	RPI 101-150	RPI 150+				
7- 16	0- 1	0- 0	OVERALL	0- 1	0- 3	7- 11				
3- 5	0- 0	0- 0	HOME	0- 1	0- 0	3- 4				
4- 11	0- 0	0- 0	AWAY	0- 0	0- 1	4- 2				
0- 0	0- 0	0- 0	NEUTRAL	0- 0	0- 0	0- 0				
1- 8	0- 1	0- 0	NON-CONFERENCE	0- 1	0- 3	1- 3				
0- 2	0- 0	0- 0	HOME	0- 1	0- 0	0- 1				
1- 6	0- 1	0- 0	AWAY	0- 0	0- 3	1- 2				
0- 0	0- 0	0- 0	NEUTRAL	0- 0	0- 0	0- 0				
6- 8	0- 0	0- 0	CONFERENCE	0- 0	0- 0	6- 8				
3- 3	0- 0	0- 0	HOME	0- 0	0- 0	3- 3				
3- 5	0- 0	0- 0	AWAY	0- 0	0- 0	3- 5				
0- 0	0- 0	0- 0	NEUTRAL	0- 0	0- 0	0- 0				

RPI 1-25				RPI 26-50				RPI 51-100				RPI 101+ Team's RPI: 311			
RPI	S	Opponent	Score	RPI	S	Opponent	Score	RPI	S	Opponent	Score	RPI	S	Opponent	Score
8	A	Baylor	36 101					86	H	Colorado	64 76	109	A	Ole Miss	30 67
												122	A	Southern Miss.	55 83
												129	A	Alabama	44 93
												183	A	UAB	46 80
												207	A	Wisconsin	61 103
												208	A	Alabama St.	57 71
												208	H	Alabama St.	73 79
												218	A	Grambling	67 88
												220	H	Texas Southern	75 74
												233	A	Southern U.	44 51
												233	H	Southern U.	51 62
												245	H	Murray St.	62 80
												246	A	Ark.-Pine Bluff	73 63
												293	A	Prairie View	65 96
												293	H	Prairie View	64 55
												297	A	Northwestern St.	68 64
												301	A	Alcorn	49 69
												301	H	Alcorn	60 68
												346	A	Jackson St.	62 57
												349	A	Alabama A&M	58 52
												349	H	Alabama A&M	60 58
LAST 12 Division I GAMES:															
293	A	Prairie View	65 96	346	A	Jackson St.	62 57								
233	H	Southern U.	51 62	220	H	Texas Southern	75 74								
301	H	Alcorn	60 68	293	H	Prairie View	64 55								
208	A	Alabama St.	57 71	233	A	Southern U.	44 51								
349	A	Alabama A&M	58 52	301	A	Alcorn	49 69								
218	A	Grambling	67 88	208	H	Alabama St.	73 79								

Non-Div I Games: Blue Mountain 66 40 Tougaloo 99 55

Mississippi Val.

Loss, Non-Conf, S Site, H Home A Away N Neutral

Average RPI Win:	122	WON-LOST	WINNING	LAST 10	STRENGTH OF	OPP. STRENGTH	TEAM	ADJ.	CONF.	ADJ CONF.
Average RPI Loss:	46	RECORD	PCT. RANK	GAMES	SCHEDULE	OF SCHEDULE	RPI	RPI	RPI	RPI
DIV. I ONLY	18- 9	83	7- 3	23	36	24	24	2	2	
DIV. I NON-CONF.	10- 4	80	0- 0	40	115	40	40	2	2	
TOTALS	RPI 1-25	RPI 26-50	W-L RECORDS	RPI 51-100	RPI 101-150	RPI 150+				
18- 9	3- 5	1- 0	OVERALL	5- 2	2- 2	7- 0				
13- 1	2- 0	1- 0	HOME	3- 0	1- 1	6- 0				
4- 7	0- 1	0- 0	AWAY	2- 0	1- 0	1- 0				
1- 1	1- 0	0- 0	NEUTRAL	0- 1	0- 0	0- 0				
10- 4	1- 1	0- 0	NON-CONFERENCE	2- 2	0- 1	7- 0				
8- 0	0- 0	0- 0	HOME	2- 0	0- 0	6- 0				
1- 3	0- 1	0- 0	AWAY	0- 1	0- 1	1- 0				
1- 1	1- 0	0- 0	NEUTRAL	0- 1	0- 0	0- 0				
8- 5	2- 4	1- 0	CONFERENCE	3- 0	2- 1	0- 0				
5- 1	2- 0	1- 0	HOME	1- 0	1- 1	0- 0				
3- 4	0- 4	0- 0	AWAY	2- 0	1- 0	0- 0				
0- 0	0- 0	0- 0	NEUTRAL	0- 0	0- 0	0- 0				

RPI	S	Opponent	Score	RPI	S	Opponent	Score	RPI	S	Opponent	Score	RPI	S	Opponent	Score
3	A	Mississippi St.	53 70	38	H	Auburn	68 53	51	N	Georgia Tech	70 72	103	A	Saint Louis	61 72
6	A	Washington	66 79					66	A	IUPUI	45 73	129	H	Alabama	58 59
15	A	Kentucky	62 64					77	A	Florida	74 67	141	A	Arkansas	60 46
15	H	Kentucky	73 67					80	H	Western Ill.	71 68	141	H	Arkansas	67 56
16	H	Texas A&M	78 76					89	H	Georgia	63 45	161	H	Missouri St.	73 49
18	A	Tennessee	66 77					92	A	Vanderbilt	74 68	164	H	UC Riverside	68 62
22	N	Creighton	72 63					100	H	Abilene Christian	52 46	199	A	Nebraska	55 35
25	A	LSU	71 80									201	H	Indiana St.	77 48
												206	H	SIUE	72 60
												216	H	Wichita St.	64 57
												237	H	UT Martin	80 69
LAST 12 Division I GAMES:															
77	A	Florida	74 67	141	A	Arkansas	60 46								
141	H	Arkansas	67 56	16	H	Texas A&M	78 76								
18	A	Tennessee	66 77	92	A	Vanderbilt	74 68								
3	A	Mississippi St.	53 70	25	A	LSU	71 80								
15	H	Kentucky	73 67	129	H	Alabama	58 59								
38	H	Auburn	68 53	15	A	Kentucky	62 64								

Non-Div I Games:

Missouri

Average RPI Win:	221	WON-LOST	WINNING	LAST 10	STRENGTH OF	OPP. STRENGTH	TEAM	ADJ.	CONF.	ADJ CONF.
Average RPI Loss:	99	RECORD	PCT. RANK	GAMES	SCHEDULE	OF SCHEDULE	RPI	RPI	RPI	RPI
DIV. I ONLY	12- 11	160	8- 2	183	95	161	161	16	16	
DIV. I NON-CONF.	3- 7	250	0- 0	116	7	197	197	14	14	
TOTALS	RPI 1-25	RPI 26-50	W-L RECORDS	RPI 51-100	RPI 101-150	RPI 150+				
12- 11	0- 1	0- 2	OVERALL	0- 4	1- 2	11- 2				
6- 5	0- 0	0- 2	HOME	0- 2	1- 0	5- 1				
6- 5	0- 1	0- 0	AWAY	0- 1	0- 2	6- 1				
0- 1	0- 0	0- 0	NEUTRAL	0- 1	0- 0	0- 0				
3- 7	0- 1	0- 1	NON-CONFERENCE	0- 3	1- 2	2- 0				
2- 2	0- 0	0- 1	HOME	0- 1	1- 0	1- 0				
1- 4	0- 1	0- 0	AWAY	0- 1	0- 2	1- 0				
0- 1	0- 0	0- 0	NEUTRAL	0- 1	0- 0	0- 0				
9- 4	0- 0	0- 1	CONFERENCE	0- 1	0- 0	9- 2				
4- 3	0- 0	0- 1	HOME	0- 1	0- 0	4- 1				
5- 1	0- 0	0- 0	AWAY	0- 0	0- 0	5- 1				
0- 0	0- 0	0- 0	NEUTRAL	0- 0	0- 0	0- 0				

RPI 1-25				RPI 26-50				RPI 51-100				RPI 101+ Team's RPI: 161			
RPI	S	Opponent	Score	RPI	S	Opponent	Score	RPI	S	Opponent	Score	RPI	S	Opponent	Score
24	A	Missouri	49 73	36	H	Drake	64 90	58	N	Southern California	67 89	141	H	Arkansas	64 62
				48	H	Little Rock	47 58	60	A	Northwestern	52 75	148	A	Oral Roberts	56 78
								65	H	UNI	54 61	149	A	Memphis	60 69
								79	H	Middle Tenn.	52 71	154	A	Kansas	87 64
												187	H	North Texas	63 54
												190	A	Southern Ill.	78 60
												190	H	Southern Ill.	73 59
												201	A	Indiana St.	49 46
												212	A	Bradley	56 62
												212	H	Bradley	73 75
												216	A	Wichita St.	65 60
												216	H	Wichita St.	73 62
												266	A	Evansville	77 41
												266	H	Evansville	68 43
												306	H	Illinois St.	65 60
												316	A	Loyola Chicago	60 32
LAST 12 Division I GAMES:															
212	A	Bradley	56 62	212	H	Bradley	73 75								
266	H	Evansville	68 43	306	H	Illinois St.	65 60								
190	H	Southern Ill.	73 59	190	A	Southern Ill.	78 60								
216	A	Wichita St.	65 60	266	A	Evansville	77 41								
201	A	Indiana St.	49 46	216	H	Wichita St.	73 62								
316	A	Loyola Chicago	60 32	36	H	Drake	64 90								

Non-Div I Games: Alas. Anchorage 65 58

Missouri St.

Average RPI Win: 237	WON-LOST	WINNING	LAST 10	STRENGTH OF	OPP. STRENGTH	TEAM	ADJ.	CONF.	ADJ CONF.
Average RPI Loss: 186	RECORD	PCT. RANK	GAMES	SCHEDULE	OF SCHEDULE	RPI	RPI	RPI	RPI
DIV. I ONLY	12- 14	194	4- 6	280	254	226	226	18	18
DIV. I NON-CONF.	5- 4	143	0- 0	302	337	208	208	17	17
TOTALS	RPI 1-25	RPI 26-50	W-L RECORDS	RPI 51-100	RPI 101-150	RPI 150+			
12- 14	0- 0	1- 1	OVERALL	0- 0	1- 3	10- 10			
6- 6	0- 0	1- 0	HOME	0- 0	1- 2	4- 4			
6- 7	0- 0	0- 1	AWAY	0- 0	0- 0	6- 1			
0- 1	0- 0	0- 0	NEUTRAL	0- 0	0- 0	0- 1			
5- 4	0- 0	0- 0	NON-CONFERENCE	0- 0	0- 1	5- 3			
1- 2	0- 0	0- 0	HOME	0- 0	0- 1	1- 1			
4- 1	0- 0	0- 0	AWAY	0- 0	0- 0	4- 1			
0- 1	0- 0	0- 0	NEUTRAL	0- 0	0- 0	0- 1			
7- 10	0- 0	1- 1	CONFERENCE	0- 0	1- 2	5- 7			
5- 4	0- 0	1- 0	HOME	0- 0	1- 1	3- 3			
2- 6	0- 0	0- 1	AWAY	0- 0	0- 1	2- 4			
0- 0	0- 0	0- 0	NEUTRAL	0- 0	0- 0	0- 0			

RPI 1-25				RPI 26-50				RPI 51-100				RPI 101+ Team's RPI: 226			
RPI	S	Opponent	Score	RPI	S	Opponent	Score	RPI	S	Opponent	Score	RPI	S	Opponent	Score
				41	A	Quinnipiac	54 74					105	H	Clemson	47 60
				41	H	Quinnipiac	61 58					112	H	Rider	69 71
												146	A	Iona	54 60
												146	H	Iona	75 65
												173	N	Hartford	72 75
												177	A	Siena	76 85
												177	H	Siena	86 91
												178	H	Providence	58 62
												184	A	Fairfield	60 53
												184	H	Fairfield	68 71
												196	A	Sacred Heart	65 54
												211	A	Robert Morris	69 56
												224	A	Marist	66 76
												224	H	Marist	79 69
												239	A	Niagara	45 66
												262	A	Canisius	54 74
												262	H	Canisius	55 53
												268	H	Manhattan	61 75
												288	A	Eastern Mich.	75 68
												302	A	Lehigh	73 62
												324	A	St. Francis Brooklyn	78 87
												325	A	Saint Peter's	58 42
												325	H	Saint Peter's	76 59
												345	H	Fairleigh Dickinson	72 63
LAST 12 Division I GAMES:															
				224	A	Marist	66 76					177	H	Siena	86 91
				268	H	Manhattan	61 75					184	A	Fairfield	60 53
				146	H	Iona	75 65					146	A	Iona	54 60
				325	A	Saint Peter's	58 42					41	H	Quinnipiac	61 58
				41	A	Quinnipiac	54 74					262	H	Canisius	55 53
				112	H	Rider	69 71					177	A	Siena	76 85

Non-Div I Games:

Monmouth

■ Loss,
■ Non-Conf,
■ S Site,
■ H Home
■ A Away
N Neutral

Montana

Through Games Of Feb. 18, 2017

Average RPI Win:	311	WON-LOST	WINNING	LAST 10	STRENGTH OF	OPP. STRENGTH	TEAM	ADJ.	CONF.	ADJ CONF.
Average RPI Loss:	171	RECORD	PCT. RANK	GAMES	SCHEDULE	OF SCHEDULE	RPI	RPI	RPI	RPI
DIV. I ONLY	3- 21	334	2- 8	222	257	330	330	19	19	
DIV. I NON-CONF.	1- 8	314	0- 0	190	313	331	331	18	18	
TOTALS	RPI 1-25	RPI 26-50	W-L RECORDS	RPI 51-100	RPI 101-150	RPI 150+				
3- 21	0- 0	0- 1	OVERALL	0- 2	0- 8	3- 10				
3- 8	0- 0	0- 0	HOME	0- 2	0- 3	3- 3				
0- 11	0- 0	0- 0	AWAY	0- 0	0- 5	0- 6				
0- 2	0- 0	0- 1	NEUTRAL	0- 0	0- 0	0- 1				
1- 8	0- 0	0- 1	NON-CONFERENCE	0- 1	0- 2	1- 4				
1- 3	0- 0	0- 0	HOME	0- 1	0- 1	1- 1				
0- 3	0- 0	0- 0	AWAY	0- 0	0- 1	0- 2				
0- 2	0- 0	0- 1	NEUTRAL	0- 0	0- 0	0- 1				
2- 13	0- 0	0- 0	CONFERENCE	0- 1	0- 6	2- 6				
2- 5	0- 0	0- 0	HOME	0- 1	0- 2	2- 2				
0- 8	0- 0	0- 0	AWAY	0- 0	0- 4	0- 4				
0- 0	0- 0	0- 0	NEUTRAL	0- 0	0- 0	0- 0				

RPI S	Opponent	Score	RPI S	Opponent	Score	RPI S	Opponent	Score	RPI S	Opponent	Score	Team's RPI: 330
37 N	South Dakota St.	43 84	53 H	Colorado St.	49 63	110 A	SFA	46 54	115 H	Wyoming	42 67	
			83 H	Montana St.	69 75	121 A	North Dakota	63 73	123 A	Idaho	50 75	
						123 H	Idaho	59 86	125 A	Northern Colo.	46 65	
						133 A	Eastern Wash.	57 64	133 H	Eastern Wash.	46 60	
						152 A	Idaho St.	43 61	192 H	Utah St.	47 65	
						215 A	Seattle U	44 60	219 A	Weber St.	58 74	
						232 A	Portland St.	45 68	232 H	Portland St.	44 64	
						279 A	Sacramento St.	69 99	279 H	Sacramento St.	60 73	
						292 N	Massachusetts	58 59	295 H	Southern Utah	64 55	
						305 H	Northern Ariz.	60 59	332 H	Incarinate Word	61 56	
						340 A	Cal St. Fullerton	56 72				
LAST 12 Division I GAMES:												
232 A	Portland St.	45 68	133 A	Eastern Wash.	57 64							
279 A	Sacramento St.	69 99	279 H	Sacramento St.	60 73							
305 H	Northern Ariz.	60 59	232 H	Portland St.	44 64							
295 H	Southern Utah	64 55	121 A	North Dakota	63 73							
83 H	Montana St.	69 75	125 A	Northern Colo.	46 65							
123 A	Idaho	50 75	133 H	Eastern Wash.	46 60							

Non-Div I Games: Rocky Mountain 64 56 Great Falls 66 55

Montana

Loss, Non-Conf, S Site, H Home A Away N Neutral

Average RPI Win:	217	WON-LOST	WINNING	LAST 10	STRENGTH OF	OPP. STRENGTH	TEAM	ADJ.	CONF.	ADJ CONF.
Average RPI Loss:	145	RECORD	PCT. RANK	GAMES	SCHEDULE	OF SCHEDULE	RPI	RPI	RPI	RPI
DIV. I ONLY	17- 6	52	8- 2	237	204	83	83	19	19	
DIV. I NON-CONF.	5- 3	122	0- 0	248	159	107	107	18	18	
TOTALS	RPI 1-25	RPI 26-50	W-L RECORDS	RPI 51-100	RPI 101-150	RPI 150+				
17- 6	0- 0	0- 0	OVERALL	0- 1	5- 2	12- 3				
8- 0	0- 0	0- 0	HOME	0- 0	2- 0	6- 0				
8- 6	0- 0	0- 0	AWAY	0- 1	3- 2	5- 3				
1- 0	0- 0	0- 0	NEUTRAL	0- 0	0- 0	1- 0				
5- 3	0- 0	0- 0	NON-CONFERENCE	0- 1	0- 1	5- 1				
2- 0	0- 0	0- 0	HOME	0- 0	0- 0	2- 0				
2- 3	0- 0	0- 0	AWAY	0- 1	0- 1	2- 1				
1- 0	0- 0	0- 0	NEUTRAL	0- 0	0- 0	1- 0				
12- 3	0- 0	0- 0	CONFERENCE	0- 0	5- 1	7- 2				
6- 0	0- 0	0- 0	HOME	0- 0	2- 0	4- 0				
6- 3	0- 0	0- 0	AWAY	0- 0	3- 1	3- 2				
0- 0	0- 0	0- 0	NEUTRAL	0- 0	0- 0	0- 0				

RPI S	Opponent	Score	RPI S	Opponent	Score	RPI S	Opponent	Score	RPI S	Opponent	Score
						70	A Utah	64 74	101	A UC Davis	62 70
									121	A North Dakota	74 71
									123	A Idaho	66 61
									123	H Idaho	80 64
									125	A Northern Colo.	58 66
									133	A Eastern Wash.	72 61
									133	H Eastern Wash.	88 83
									152	A Idaho St.	59 67
									155	N Santa Clara	77 50
									192	A Utah St.	56 64
									215	H Seattle U	75 56
									219	A Weber St.	83 68
									229	A Pacific	72 66
									232	A Portland St.	65 69
									232	H Portland St.	83 76
									257	A Portland	70 66
									267	H Cal Poly	71 52
									279	A Sacramento St.	104 82
									279	H Sacramento St.	84 80
									295	H Southern Utah	71 68
									305	H Northern Ariz.	86 69
									330	A Montana	75 69
LAST 12 Division I GAMES:											
279	A	Sacramento St.	104	82	123	A	Idaho	66	61		
232	A	Portland St.	65	69	232	H	Portland St.	83	76		
295	H	Southern Utah	71	68	279	H	Sacramento St.	84	80		
305	H	Northern Ariz.	86	69	125	A	Northern Colo.	58	66		
330	A	Montana	75	69	121	A	North Dakota	74	71		
133	A	Eastern Wash.	72	61	123	H	Idaho	80	64		

Non-Div I Games: Carroll (MT) 75 44 Great Falls 75 42

Montana St.

Loss, Non-Conf, S Site, H Home A Away N Neutral

Average RPI Win:	275	WON-LOST	WINNING	LAST 10	STRENGTH OF	OPP. STRENGTH	TEAM	ADJ.	CONF.	ADJ CONF.
Average RPI Loss:	157	RECORD	PCT. RANK	GAMES	SCHEDULE	OF SCHEDULE	RPI	RPI	RPI	RPI
DIV. I ONLY	17- 8	80	5- 5	333	249	185	185	26	26	
DIV. I NON-CONF.	8- 3	67	0- 0	347	178	203	203	26	26	
TOTALS	RPI 1-25	RPI 26-50	W-L RECORDS	RPI 51-100	RPI 101-150	RPI 150+				
17- 8	0- 1	0- 0	OVERALL	0- 3	0- 0	17- 4				
11- 2	0- 0	0- 0	HOME	0- 1	0- 0	11- 1				
6- 6	0- 1	0- 0	AWAY	0- 2	0- 0	6- 3				
0- 0	0- 0	0- 0	NEUTRAL	0- 0	0- 0	0- 0				
8- 3	0- 1	0- 0	NON-CONFERENCE	0- 1	0- 0	8- 1				
5- 1	0- 0	0- 0	HOME	0- 0	0- 0	5- 1				
3- 2	0- 1	0- 0	AWAY	0- 1	0- 0	3- 0				
0- 0	0- 0	0- 0	NEUTRAL	0- 0	0- 0	0- 0				
9- 5	0- 0	0- 0	CONFERENCE	0- 2	0- 0	9- 3				
6- 1	0- 0	0- 0	HOME	0- 1	0- 0	6- 0				
3- 4	0- 0	0- 0	AWAY	0- 1	0- 0	3- 3				
0- 0	0- 0	0- 0	NEUTRAL	0- 0	0- 0	0- 0				

RPI 1-25			RPI 26-50			RPI 51-100			RPI 101+			Team's RPI: 185
RPI	S	Opponent	Score	RPI	S	Opponent	Score	RPI	S	Opponent	Score	Score
15	A	Kentucky	47 74					55	A	West Virginia	53 94	206 H SIUE 69 66
								61 A Belmont 76 96		235 H Miami (OH) 77 43		237 A UT Martin 89 68
								61 H Belmont 59 91		245 H Murray St. 73 59		247 H Georgia St. 50 68
										249 A Jacksonville St. 68 69		262 H Canisius 77 68
										264 H Tennessee Tech 79 65		265 A Tennessee St. 66 69
										265 H Tennessee St. 87 74		272 A Austin Peay 81 71
										276 A Kennesaw St. 71 50		278 A Southeast Mo. St. 82 72
										285 A North Florida 84 65		288 H Eastern Mich. 78 73
										290 H Lipscomb 73 53		296 H Eastern Ill. 66 62
										299 A Eastern Ky. 58 65		299 H Eastern Ky. 80 54
										336 H Chicago St. 63 55		339 A Florida A&M 53 48
LAST 12 Division I GAMES:												
61	A	Belmont	76 96	264	H	Tennessee Tech	79 65					
265	H	Tennessee St.	87 74	299	H	Eastern Ky.	80 54					
299	A	Eastern Ky.	58 65	61	H	Belmont	59 91					
278	A	Southeast Mo. St.	82 72	265	A	Tennessee St.	66 69					
245	H	Murray St.	73 59	206	H	SIUE	69 66					
249	A	Jacksonville St.	68 69	296	H	Eastern Ill.	66 62					

Non-Div I Games: Ky. Christian 100 52 Alice Lloyd 92 42

Morehead St.

Loss, Non-Conf, S Site, H Home A Away N Neutral

Average RPI Win: 283	WON-LOST	WINNING	LAST 10	STRENGTH OF	OPP. STRENGTH	TEAM	ADJ.	CONF.	ADJ CONF.
Average RPI Loss: 247	RECORD	PCT. RANK	GAMES	SCHEDULE	OF SCHEDULE	RPI	RPI	RPI	RPI
DIV. I ONLY	5- 19	314	4- 6	321	349	335	335	32	32
DIV. I NON-CONF.	1- 11	330	0- 0	174	347	316	316	31	31
TOTALS	RPI 1-25	RPI 26-50	W-L RECORDS	RPI 51-100	RPI 101-150	RPI 150+			
5- 19	0- 0	0- 0	OVERALL	0- 1	0- 1	5- 17			
3- 5	0- 0	0- 0	HOME	0- 0	0- 0	3- 5			
2- 11	0- 0	0- 0	AWAY	0- 1	0- 1	2- 9			
0- 3	0- 0	0- 0	NEUTRAL	0- 0	0- 0	0- 3			
1- 11	0- 0	0- 0	NON-CONFERENCE	0- 1	0- 1	1- 9			
0- 2	0- 0	0- 0	HOME	0- 0	0- 0	0- 2			
1- 6	0- 0	0- 0	AWAY	0- 1	0- 1	1- 4			
0- 3	0- 0	0- 0	NEUTRAL	0- 0	0- 0	0- 3			
4- 8	0- 0	0- 0	CONFERENCE	0- 0	0- 0	4- 8			
3- 3	0- 0	0- 0	HOME	0- 0	0- 0	3- 3			
1- 5	0- 0	0- 0	AWAY	0- 0	0- 0	1- 5			
0- 0	0- 0	0- 0	NEUTRAL	0- 0	0- 0	0- 0			

RPI 1-25			RPI 26-50			RPI 51-100			RPI 101+			Team's RPI: 335
RPI	S	Opponent	Score	RPI	S	Opponent	Score	RPI	S	Opponent	Score	
						52 A Dayton	42 61	103 A Saint Louis		43 71		
								163 H Brown		51 68		
								200 N Campbell		51 62		
								203 A UMBC		69 61		
								204 A Bethune-Cookman		48 50		
								211 H Robert Morris		44 58		
								225 A Richmond		37 54		
								244 A Howard		73 72		
								246 N Ark.-Pine Bluff		44 53		
								252 A Marshall		43 62		
								273 H Norfolk St.		47 56		
								277 A Savannah St.		62 66		
								277 H Savannah St.		50 43		
								280 H N.C. A&T		62 67		
								284 A Coppin St.		45 61		
								286 A Mt. St. Mary's		50 65		
								299 N Eastern Ky.		58 66		
								318 A UMKC		56 64		
								339 A Florida A&M		48 51		
								339 H Florida A&M		26 61		
								343 H N.C. Central		44 42		
								347 H Delaware St.		74 47		
								348 A South Carolina St.		46 50		
LAST 12 Division I GAMES:												
277	H	Savannah St.	50 43	348	A	South Carolina St.	46 50					
244	A	Howard	73 72	277	A	Savannah St.	62 66					
347	H	Delaware St.	74 47	280	H	N.C. A&T	62 67					
343	H	N.C. Central	44 42	339	A	Florida A&M	48 51					
339	H	Florida A&M	26 61	204	A	Bethune-Cookman	48 50					
284	A	Coppin St.	45 61	273	H	Norfolk St.	47 56					

Non-Div I Games: Washington Adventis79 28

Morgan St.

■ Loss,
 ■ Non-Conf,
 ■ S Site,
 ■ Home
 ■ A Away
 N Neutral

Average RPI Win:	302	WON-LOST	WINNING	LAST 10	STRENGTH OF	OPP. STRENGTH	TEAM	ADJ.	CONF.	ADJ CONF.
Average RPI Loss:	214	RECORD	PCT. RANK	GAMES	SCHEDULE	OF SCHEDULE	RPI	RPI	RPI	RPI
DIV. I ONLY	10- 16	237	7- 3	285	347	286	286	31	31	
DIV. I NON-CONF.	2- 9	293	0- 0	220	300	325	325	32	32	
TOTALS	RPI 1-25	RPI 26-50	W-L RECORDS	RPI 51-100	RPI 101-150	RPI 150+				
10- 16	0- 1	0- 0	OVERALL	0- 1	0- 1	10- 13				
7- 5	0- 0	0- 0	HOME	0- 0	0- 0	7- 5				
3- 11	0- 1	0- 0	AWAY	0- 1	0- 1	3- 8				
0- 0	0- 0	0- 0	NEUTRAL	0- 0	0- 0	0- 0				
2- 9	0- 1	0- 0	NON-CONFERENCE	0- 1	0- 1	2- 6				
2- 3	0- 0	0- 0	HOME	0- 0	0- 0	2- 3				
0- 6	0- 1	0- 0	AWAY	0- 1	0- 1	0- 3				
0- 0	0- 0	0- 0	NEUTRAL	0- 0	0- 0	0- 0				
8- 7	0- 0	0- 0	CONFERENCE	0- 0	0- 0	8- 7				
5- 2	0- 0	0- 0	HOME	0- 0	0- 0	5- 2				
3- 5	0- 0	0- 0	AWAY	0- 0	0- 0	3- 5				
0- 0	0- 0	0- 0	NEUTRAL	0- 0	0- 0	0- 0				

RPI 1-25				RPI 26-50				RPI 51-100				RPI 101+ Team's RPI: 286			
RPI	S	Opponent	Score	RPI	S	Opponent	Score	RPI	S	Opponent	Score	RPI	S	Opponent	Score
20	A	Maryland	42 106					55	A	West Virginia	45 77	143	A	Pittsburgh	54 89
												151	A	William & Mary	46 68
												184	H	Fairfield	57 70
												196	A	Sacred Heart	45 49
												196	H	Sacred Heart	61 59
												211	A	Robert Morris	58 70
												211	H	Robert Morris	44 50
												244	A	Howard	62 95
												253	H	UMES	52 63
												256	A	Saint Francis (PA)	66 58
												256	H	Saint Francis (PA)	88 97
												258	A	Loyola Maryland	53 58
												282	A	Bryant	62 78
												282	H	Bryant	61 53
												284	H	Coppin St.	54 48
												302	H	Lehigh	57 74
												314	A	Central Conn. St.	58 68
												314	H	Central Conn. St.	81 66
												324	A	St. Francis Brooklyn	62 44
												334	H	Wagner	66 47
												335	H	Morgan St.	65 50
												337	A	LIU Brooklyn	60 63
												345	A	Fairleigh Dickinson	75 71
												345	H	Fairleigh Dickinson	61 50
LAST 12 Division I GAMES:															
345	A	Fairleigh Dickinson	75 71	211	H	Robert Morris	44 50	196	A	Sacred Heart	45 49				
211	A	Robert Morris	58 70	324	A	St. Francis Brooklyn	62 44	345	H	Fairleigh Dickinson	61 50				
256	A	Saint Francis (PA)	66 58	256	H	Saint Francis (PA)	88 97	314	A	Central Conn. St.	58 68				
282	H	Bryant	61 53												
314	H	Central Conn. St.	81 66												
196	H	Sacred Heart	61 59												

Non-Div I Games:

Mt. St. Mary's

■ Loss,
 ■ Non-Conf,
 ■ S Site,
 ■ H Home
 ■ A Away
 N Neutral

Average RPI Win:	282	WON-LOST	WINNING	LAST 10	STRENGTH OF	OPP. STRENGTH	TEAM	ADJ.	CONF.	ADJ CONF.
Average RPI Loss:	192	RECORD	PCT. RANK	GAMES	SCHEDULE	OF SCHEDULE	RPI	RPI	RPI	RPI
DIV. I ONLY	13- 12	164	4- 6	327	295	245	245	26	26	
DIV. I NON-CONF.	6- 5	148	0- 0	332	309	243	243	26	26	
TOTALS	RPI 1-25	RPI 26-50	W-L RECORDS	RPI 51-100	RPI 101-150	RPI 150+				
13- 12	0- 0	0- 1	OVERALL	0- 2	0- 0	13- 9				
7- 4	0- 0	0- 0	HOME	0- 1	0- 0	7- 3				
5- 7	0- 0	0- 1	AWAY	0- 0	0- 0	5- 6				
1- 1	0- 0	0- 0	NEUTRAL	0- 1	0- 0	1- 0				
6- 5	0- 0	0- 1	NON-CONFERENCE	0- 1	0- 0	6- 3				
3- 1	0- 0	0- 0	HOME	0- 0	0- 0	3- 1				
2- 3	0- 0	0- 1	AWAY	0- 0	0- 0	2- 2				
1- 1	0- 0	0- 0	NEUTRAL	0- 1	0- 0	1- 0				
7- 7	0- 0	0- 0	CONFERENCE	0- 1	0- 0	7- 6				
4- 3	0- 0	0- 0	HOME	0- 1	0- 0	4- 2				
3- 4	0- 0	0- 0	AWAY	0- 0	0- 0	3- 4				
0- 0	0- 0	0- 0	NEUTRAL	0- 0	0- 0	0- 0				

RPI S	Opponent	Score	RPI S	Opponent	Score	RPI S	Opponent	Score	RPI S	Opponent	Score	Team's RPI: 245
49	A Ohio	70 79	61	H Belmont	69 87	185	A Morehead St.	59 73	190	A Southern Ill.	63 70	
			100	N Abilene Christian	57 81	194	A ETSU	60 79	205	H UNCG	81 70	
						206	A SIUE	84 77	206	H SIUE	76 85	
						237	H UT Martin	70 90	249	A Jacksonville St.	71 64	
						264	A Tennessee Tech	54 72	265	H Tennessee St.	80 72	
						266	H Evansville	77 82	272	A Austin Peay	63 75	
						272	H Austin Peay	67 62	278	A Southeast Mo. St.	70 79	
						290	H Lipscomb	79 59	294	A Northern Ky.	72 69	
						296	A Eastern Ill.	66 57	296	H Eastern Ill.	92 74	
						299	H Eastern Ky.	70 64	311	A Mississippi Val.	80 62	
						332	N Incarnate Word	72 68	349	H Alabama A&M	81 49	
LAST 12 Division I GAMES:												
206	H SIUE	76 85	237	H UT Martin	70 90							
296	A Eastern Ill.	66 57	278	A Southeast Mo. St.	70 79							
272	H Austin Peay	67 62	272	A Austin Peay	63 75							
299	H Eastern Ky.	70 64	206	A SIUE	84 77							
61	H Belmont	69 87	296	H Eastern Ill.	92 74							
185	A Morehead St.	59 73	264	A Tennessee Tech	54 72							

Non-Div I Games: Eureka 101 59 MacMurray 93 37

Murray St.

■ Loss,
 ■ Non-Conf,
 ■ S Site,
 ■ H Home
 ■ A Away
 N Neutral

Average RPI Win:	288	WON-LOST	WINNING	LAST 10	STRENGTH OF	OPP. STRENGTH	TEAM	ADJ.	CONF.	ADJ CONF.
Average RPI Loss:	164	RECORD	PCT. RANK	GAMES	SCHEDULE	OF SCHEDULE	RPI	RPI	RPI	RPI
DIV. I ONLY	9- 14	234	6- 4	297	306	280	280	32	32	
DIV. I NON-CONF.	2- 9	293	0- 0	80	68	260	260	31	31	
TOTALS	RPI 1-25	RPI 26-50	W-L RECORDS	RPI 51-100	RPI 101-150	RPI 150+				
9- 14	0- 1	1- 1	OVERALL	0- 3	0- 1	8- 8				
6- 3	0- 1	1- 1	HOME	0- 0	0- 0	5- 1				
3- 7	0- 0	0- 0	AWAY	0- 1	0- 0	3- 6				
0- 4	0- 0	0- 0	NEUTRAL	0- 2	0- 1	0- 1				
2- 9	0- 1	1- 1	NON-CONFERENCE	0- 3	0- 1	1- 3				
2- 2	0- 1	1- 1	HOME	0- 0	0- 0	1- 0				
0- 3	0- 0	0- 0	AWAY	0- 1	0- 0	0- 2				
0- 4	0- 0	0- 0	NEUTRAL	0- 2	0- 1	0- 1				
7- 5	0- 0	0- 0	CONFERENCE	0- 0	0- 0	7- 5				
4- 1	0- 0	0- 0	HOME	0- 0	0- 0	4- 1				
3- 4	0- 0	0- 0	AWAY	0- 0	0- 0	3- 4				
0- 0	0- 0	0- 0	NEUTRAL	0- 0	0- 0	0- 0				

RPI 1-25				RPI 26-50				RPI 51-100				RPI 101+ Team's RPI: 280			
RPI	S	Opponent	Score	RPI	S	Opponent	Score	RPI	S	Opponent	Score	RPI	S	Opponent	Score
12	H	UCLA	42 83	38	H	Auburn	36 68	55	N	West Virginia	64 80	127	N	Ball St.	57 76
				49	H	Ohio	63 57	77	N	Florida	38 67	176	A	Hampton	57 64
								96	A	FGCU	41 67	209	A	Appalachian St.	58 71
												224	N	Marist	64 69
												227	A	Ga. Southern	50 65
												237	H	UT Martin	74 59
												244	A	Howard	61 69
												244	H	Howard	63 55
												253	H	UMES	57 60
												273	A	Norfolk St.	53 69
												284	A	Coppin St.	57 65
												335	A	Morgan St.	67 62
												339	H	Florida A&M	65 57
												343	A	N.C. Central	62 38
												347	A	Delaware St.	68 60
												347	H	Delaware St.	83 44
												348	H	South Carolina St.	66 54
LAST 12 Division I GAMES:															
244	A	Howard	61 69	244	H	Howard	63 55								
348	H	South Carolina St.	66 54	335	A	Morgan St.	67 62								
339	H	Florida A&M	65 57	284	A	Coppin St.	57 65								
347	A	Delaware St.	68 60	253	H	UMES	57 60								
273	A	Norfolk St.	53 69	347	H	Delaware St.	83 44								
343	A	N.C. Central	62 38	176	A	Hampton	57 64								

Non-Div I Games: Francis Marion 72 65 Slippery Rock 70 59

N.C. A&T

Loss, Non-Conf, S Site, H Home A Away N Neutral

N.C. Central

Through Games Of Feb. 18, 2017

Average RPI Win:	314	WON-LOST	WINNING	LAST 10	STRENGTH OF	OPP. STRENGTH	TEAM	ADJ.	CONF.	ADJ CONF.
Average RPI Loss:	229	RECORD	PCT. RANK	GAMES	SCHEDULE	OF SCHEDULE	RPI	RPI	RPI	RPI
DIV. I ONLY	5- 17	308	3- 7	335	342	343	343	32	32	
DIV. I NON-CONF.	0- 10	335	0- 0	209	290	344	344	31	31	
TOTALS	RPI 1-25	RPI 26-50	W-L RECORDS	RPI 51-100	RPI 101-150	RPI 150+				
5- 17	0- 0	0- 1	OVERALL	0- 1	0- 1	5- 14				
4- 6	0- 0	0- 0	HOME	0- 0	0- 0	4- 6				
1- 11	0- 0	0- 1	AWAY	0- 1	0- 1	1- 8				
0- 0	0- 0	0- 0	NEUTRAL	0- 0	0- 0	0- 0				
0- 10	0- 0	0- 1	NON-CONFERENCE	0- 1	0- 1	0- 7				
0- 4	0- 0	0- 0	HOME	0- 0	0- 0	0- 4				
0- 6	0- 0	0- 1	AWAY	0- 1	0- 1	0- 3				
0- 0	0- 0	0- 0	NEUTRAL	0- 0	0- 0	0- 0				
5- 7	0- 0	0- 0	CONFERENCE	0- 0	0- 0	5- 7				
4- 2	0- 0	0- 0	HOME	0- 0	0- 0	4- 2				
1- 5	0- 0	0- 0	AWAY	0- 0	0- 0	1- 5				
0- 0	0- 0	0- 0	NEUTRAL	0- 0	0- 0	0- 0				

RPI 1-25	RPI 26-50	RPI 51-100	RPI 101+ Team's RPI: 343
RPI S Opponent Score	RPI S Opponent Score	RPI S Opponent Score	RPI S Opponent Score
	32 A North Carolina St. 33 83	98 A Purdue 27 61	131 A Old Dominion 52 83
			176 A Hampton 36 60
			200 A Campbell 30 61
			205 H UNCG 51 64
			222 H Presbyterian 63 72
			241 A Furman 40 60
			244 H Howard 50 73
			253 A UMES 51 73
			253 H UMES 68 59
			260 H Wofford 54 64
			271 A Coastal Caro. 50 66
			273 A Norfolk St. 40 71
			280 H N.C. A&T 38 62
			284 A Coppin St. 58 46
			317 H USC Upstate 58 68
			335 A Morgan St. 42 44
			339 H Florida A&M 52 49
			347 A Delaware St. 51 55
			347 H Delaware St. 68 63
			348 H South Carolina St. 52 41
LAST 12 Division I GAMES:			
	253 A UMES 51 73	280 H N.C. A&T 38 62	
	339 H Florida A&M 52 49	244 H Howard 50 73	
	348 H South Carolina St. 52 41	176 A Hampton 36 60	
	284 A Coppin St. 58 46	273 A Norfolk St. 40 71	
	335 A Morgan St. 42 44	347 H Delaware St. 68 63	
	347 A Delaware St. 51 55	253 H UMES 68 59	

Non-Div I Games: Johnson & Wales (NC75 38 Pfeiffer 47 50

N.C. Central

Loss, Non-Conf, S Site, H Home A Away N Neutral

Average RPI Win:	308	WON-LOST	WINNING	LAST 10	STRENGTH OF	OPP. STRENGTH	TEAM	ADJ.	CONF.	ADJ CONF.
Average RPI Loss:	188	RECORD	PCT. RANK	GAMES	SCHEDULE	OF SCHEDULE	RPI	RPI	RPI	RPI
DIV. I ONLY	8- 17	268	2- 8	325	285	315	315	23	23	
DIV. I NON-CONF.	5- 8	218	0- 0	337	333	310	310	24	24	
TOTALS	RPI 1-25	RPI 26-50	W-L RECORDS	RPI 51-100	RPI 101-150	RPI 150+				
8- 17	0- 0	0- 1	OVERALL	0- 4	0- 3	8- 9				
4- 6	0- 0	0- 0	HOME	0- 1	0- 1	4- 4				
3- 11	0- 0	0- 1	AWAY	0- 3	0- 2	3- 5				
1- 0	0- 0	0- 0	NEUTRAL	0- 0	0- 0	1- 0				
5- 8	0- 0	0- 1	NON-CONFERENCE	0- 1	0- 1	5- 5				
2- 3	0- 0	0- 0	HOME	0- 0	0- 0	2- 3				
2- 5	0- 0	0- 1	AWAY	0- 1	0- 1	2- 2				
1- 0	0- 0	0- 0	NEUTRAL	0- 0	0- 0	1- 0				
3- 9	0- 0	0- 0	CONFERENCE	0- 3	0- 2	3- 4				
2- 3	0- 0	0- 0	HOME	0- 1	0- 1	2- 1				
1- 6	0- 0	0- 0	AWAY	0- 2	0- 1	1- 3				
0- 0	0- 0	0- 0	NEUTRAL	0- 0	0- 0	0- 0				

RPI S	Opponent	Score	RPI S	Opponent	Score	RPI S	Opponent	Score	RPI S	Opponent	Score	Team's RPI: 315
29	A Harvard	38 59	67	A Bucknell	36 67	104	A Saint Joseph's	36 75				
			95	A Jacksonville	59 75	116	A Stetson	43 77				
			95	H Jacksonville	56 75	116	H Stetson	37 60				
			96	A FGCU	53 73	179	H Columbia	51 65				
						217	H Binghamton	44 68				
						244	H Howard	70 55				
						276	A Kennesaw St.	64 75				
						276	H Kennesaw St.	56 66				
						281	A Vermont	42 64				
						285	A North Florida	51 61				
						285	H North Florida	64 62				
						290	A Lipscomb	76 53				
						290	H Lipscomb	76 68				
						302	A Lehigh	52 84				
						317	A USC Upstate	58 75				
						334	H Wagner	68 45				
						336	A Chicago St.	57 42				
						337	N LIU Brooklyn	50 48				
						345	H Fairleigh Dickinson	61 66				
						347	A Delaware St.	57 43				
LAST 12 Division I GAMES:												
116	H Stetson	37 60	290	H Lipscomb	76 68							
285	A North Florida	51 61	116	A Stetson	43 77							
95	A Jacksonville	59 75	96	A FGCU	53 73							
276	H Kennesaw St.	56 66	95	H Jacksonville	56 75							
290	A Lipscomb	76 53	285	H North Florida	64 62							
276	A Kennesaw St.	64 75	317	A USC Upstate	58 75							

Non-Div I Games: St. Joseph's (Brkln87 53 Rutgers-Newark 83 52

NJIT

Loss, Non-Conf, S Site, H Home A Away N Neutral

Average RPI Win: 252	WON-LOST	WINNING	LAST 10	STRENGTH OF	OPP. STRENGTH	TEAM	ADJ.	CONF.	ADJ CONF.
Average RPI Loss: 123	RECORD	PCT. RANK	GAMES	SCHEDULE	OF SCHEDULE	RPI	RPI	RPI	RPI
DIV. I ONLY	19- 6	39	9- 1	312	205	120	120	24	24
DIV. I NON-CONF.	6- 4	127	0- 0	262	78	145	145	25	25
TOTALS	RPI 1-25	RPI 26-50	W-L RECORDS	RPI 51-100	RPI 101-150	RPI 150+			
19- 6	0- 1	0- 0	OVERALL	0- 2	1- 1	18- 2			
10- 1	0- 0	0- 0	HOME	0- 0	1- 0	9- 1			
9- 4	0- 1	0- 0	AWAY	0- 2	0- 0	9- 1			
0- 1	0- 0	0- 0	NEUTRAL	0- 0	0- 1	0- 0			
6- 4	0- 1	0- 0	NON-CONFERENCE	0- 1	1- 1	5- 1			
4- 0	0- 0	0- 0	HOME	0- 0	1- 0	3- 0			
2- 3	0- 1	0- 0	AWAY	0- 1	0- 0	2- 1			
0- 1	0- 0	0- 0	NEUTRAL	0- 0	0- 1	0- 0			
13- 2	0- 0	0- 0	CONFERENCE	0- 1	0- 0	13- 1			
6- 1	0- 0	0- 0	HOME	0- 0	0- 0	6- 1			
7- 1	0- 0	0- 0	AWAY	0- 1	0- 0	7- 0			
0- 0	0- 0	0- 0	NEUTRAL	0- 0	0- 0	0- 0			

RPI 1-25				RPI 26-50				RPI 51-100				RPI 101+ Team's RPI: 120			
RPI	S	Opponent	Score	RPI	S	Opponent	Score	RPI	S	Opponent	Score	RPI	S	Opponent	Score
18	A	Tennessee	55 85					67	A	Bucknell	64 67	141	N	Arkansas	67 70
								78	A	Wake Forest	65 75	146	H	Iona	73 68
												156	A	Army West Point	63 58
												156	H	Army West Point	67 62
												180	H	Cleveland St.	88 63
												182	A	George Mason	64 68
												186	H	Hofstra	78 69
												240	A	Boston U.	62 59
												240	H	Boston U.	55 41
												242	H	Liberty	67 66
												254	A	Colgate	80 67
												254	H	Colgate	61 69
												258	A	Loyola Maryland	55 43
												258	H	Loyola Maryland	77 51
												287	A	Nevada	79 62
												302	A	Lehigh	66 64
												302	H	Lehigh	79 44
												312	A	Holy Cross	73 71
												312	H	Holy Cross	57 56
												319	A	Lafayette	68 65
												319	H	Lafayette	76 41
												323	A	Air Force	64 46
LAST 12 Division I GAMES:															
156	H	Army West Point	67 62	312	A	Holy Cross	73 71								
302	H	Lehigh	79 44	156	A	Army West Point	63 58								
319	A	Lafayette	68 65	302	A	Lehigh	66 64								
258	A	Loyola Maryland	55 43	319	H	Lafayette	76 41								
254	H	Colgate	61 69	258	H	Loyola Maryland	77 51								
240	H	Boston U.	55 41	254	A	Colgate	80 67								

Non-Div I Games: Goucher 93 40

Navy

Nebraska

Through Games Of Feb. 18, 2017

Average RPI Win:	172	WON-LOST	WINNING	LAST 10	STRENGTH OF	OPP. STRENGTH	TEAM	ADJ.	CONF.	ADJ CONF.
Average RPI Loss:	63	RECORD	PCT. RANK	GAMES	SCHEDULE	OF SCHEDULE	RPI	RPI	RPI	RPI
DIV. I ONLY	5- 20	315	1- 9	20	34	199	199	6	6	
DIV. I NON-CONF.	4- 8	230	0- 0	15	11	157	157	6	6	
TOTALS	RPI 1-25	RPI 26-50	W-L RECORDS	RPI 51-100	RPI 101-150	RPI 150+				
5- 20	0- 4	0- 6	OVERALL	1- 8	1- 0	3- 2				
5- 9	0- 3	0- 3	HOME	1- 3	1- 0	3- 0				
0- 9	0- 1	0- 3	AWAY	0- 3	0- 0	0- 2				
0- 2	0- 0	0- 0	NEUTRAL	0- 2	0- 0	0- 0				
4- 8	0- 3	0- 1	NON-CONFERENCE	1- 4	1- 0	2- 0				
4- 4	0- 2	0- 1	HOME	1- 1	1- 0	2- 0				
0- 2	0- 1	0- 0	AWAY	0- 1	0- 0	0- 0				
0- 2	0- 0	0- 0	NEUTRAL	0- 2	0- 0	0- 0				
1- 12	0- 1	0- 5	CONFERENCE	0- 4	0- 0	1- 2				
1- 5	0- 1	0- 2	HOME	0- 2	0- 0	1- 0				
0- 7	0- 0	0- 3	AWAY	0- 2	0- 0	0- 2				
0- 0	0- 0	0- 0	NEUTRAL	0- 0	0- 0	0- 0				

RPI	S	Opponent	Score	RPI	S	Opponent	Score	RPI	S	Opponent	Score	RPI	S	Opponent	Score	Team's RPI: 199
1	H	UConn	41 84	26	A	Ohio St.	75 95	53	H	Colorado St.	62 59	150	H	Omaha	66 58	
20	H	Maryland	49 93	26	H	Ohio St.	69 87	54	N	Virginia	51 73	189	A	Illinois	59 79	
22	A	Creighton	64 80	34	H	Michigan	51 84	60	H	Northwestern	58 62	195	H	San Jose St.	83 61	
24	H	Missouri	35 55	36	H	Drake	70 84	64	H	Minnesota	69 79	207	A	Wisconsin	56 82	
				44	A	Iowa	72 75	71	A	Virginia Tech	67 76	213	H	Rutgers	62 58	
				47	A	Michigan St.	73 93	74	H	California	65 86	251	H	UTRGV	71 53	
								75	A	Penn St.	69 86					
								94	N	Washington St.	65 79					
								98	A	Purdue	45 88					
LAST 12 Division I GAMES:																
26	H	Ohio St.	69 87	75	A	Penn St.	69 86									
207	A	Wisconsin	56 82	189	A	Illinois	59 79									
64	H	Minnesota	69 79	213	H	Rutgers	62 58									
26	A	Ohio St.	75 95	47	A	Michigan St.	73 93									
98	A	Purdue	45 88	20	H	Maryland	49 93									
34	H	Michigan	51 84	44	A	Iowa	72 75									

Non-Div I Games:

Nebraska

■ Loss,
■ Non-Conf,
■ S Site,
■ H Home
■ A Away
N Neutral

Nevada

Through Games Of Feb. 18, 2017

Average RPI Win: 248	WON-LOST	WINNING	LAST 10	STRENGTH OF	OPP. STRENGTH	TEAM	ADJ.	CONF.	ADJ CONF.
Average RPI Loss: 168	RECORD	PCT. RANK	GAMES	SCHEDULE	OF SCHEDULE	RPI	RPI	RPI	RPI
DIV. I ONLY	9- 15	245	4- 6	309	153	287	287	13	13
DIV. I NON-CONF.	5- 5	165	0- 0	316	202	269	269	15	15
TOTALS	RPI 1-25	RPI 26-50	W-L RECORDS	RPI 51-100	RPI 101-150	RPI 150+			
9- 15	0- 0	0- 0	OVERALL	1- 2	1- 5	7- 8			
6- 8	0- 0	0- 0	HOME	1- 1	1- 4	4- 3			
3- 7	0- 0	0- 0	AWAY	0- 1	0- 1	3- 5			
0- 0	0- 0	0- 0	NEUTRAL	0- 0	0- 0	0- 0			
5- 5	0- 0	0- 0	NON-CONFERENCE	0- 1	1- 2	4- 2			
3- 4	0- 0	0- 0	HOME	0- 1	1- 2	2- 1			
2- 1	0- 0	0- 0	AWAY	0- 0	0- 0	2- 1			
0- 0	0- 0	0- 0	NEUTRAL	0- 0	0- 0	0- 0			
4- 10	0- 0	0- 0	CONFERENCE	1- 1	0- 3	3- 6			
3- 4	0- 0	0- 0	HOME	1- 0	0- 2	2- 2			
1- 6	0- 0	0- 0	AWAY	0- 1	0- 1	1- 4			
0- 0	0- 0	0- 0	NEUTRAL	0- 0	0- 0	0- 0			

N
e
v
a
d
aN
e
v
a
d
a

RPI 1-25				RPI 26-50				RPI 51-100				RPI 101+				Team's RPI: 287	
RPI	S	Opponent	Score	RPI	S	Opponent	Score	RPI	S	Opponent	Score	RPI	S	Opponent	Score		
								68	H	Boise St.	69 62	115	H	Wyoming	59	72	
								70	H	Utah	50 80	118	H	Long Beach St.	93	97	
								85	A	UNLV	41 60	120	H	Navy	62	79	
												141	A	New Mexico	50	59	
												141	H	New Mexico	63	69	
												149	H	Memphis	75	67	
												174	A	Fresno St.	54	68	
												174	H	Fresno St.	70	71	
												192	A	Utah St.	57	60	
												192	H	Utah St.	69	81	
												195	A	San Jose St.	84	107	
												228	A	San Diego	54	70	
												257	H	Portland	72	59	
												261	A	San Diego St.	78	83	
												261	H	San Diego St.	88	65	
												263	H	Hawaii	67	59	
												279	A	Sacramento St.	99	95	
												309	A	Pepperdine	69	60	
												320	H	UC Irvine	59	72	
												323	A	Air Force	56	51	
												323	H	Air Force	65	58	
LAST 12 Division I GAMES:																	
				192	A	Utah St.	57 60	68	H	Boise St.	69 62						
				323	H	Air Force	65 58	174	A	Fresno St.	54 68						
				261	H	San Diego St.	88 65	323	A	Air Force	56 51						
				85	A	UNLV	41 60	115	H	Wyoming	59 72						
				192	H	Utah St.	69 81	141	H	New Mexico	63 69						
				141	A	New Mexico	50 59	261	A	San Diego St.	78 83						

Non-Div I Games: Holy Names 70 42

Nevada

■ Loss,
 ■ Non-Conf, S Site,
 ■ Home
 ■ Away
 N Neutral

New Hampshire

Through Games Of Feb. 18, 2017

Average RPI Win:	229	WON-LOST	WINNING	LAST 10	STRENGTH OF	OPP. STRENGTH	TEAM	ADJ.	CONF.	ADJ CONF.
Average RPI Loss:	104	RECORD	PCT. RANK	GAMES	SCHEDULE	OF SCHEDULE	RPI	RPI	RPI	RPI
DIV. I ONLY	22- 4	12	9- 1	259	211	73	73	22	22	
DIV. I NON-CONF.	9- 3	63	0- 0	289	232	119	119	22	22	
TOTALS	RPI 1-25	RPI 26-50	W-L RECORDS	RPI 51-100	RPI 101-150	RPI 150+				
22- 4	0- 1	0- 0	OVERALL	0- 0	3- 3	19- 0				
12- 1	0- 0	0- 0	HOME	0- 0	2- 1	10- 0				
10- 3	0- 1	0- 0	AWAY	0- 0	1- 2	9- 0				
0- 0	0- 0	0- 0	NEUTRAL	0- 0	0- 0	0- 0				
9- 3	0- 1	0- 0	NON-CONFERENCE	0- 0	0- 2	9- 0				
5- 1	0- 0	0- 0	HOME	0- 0	0- 1	5- 0				
4- 2	0- 1	0- 0	AWAY	0- 0	0- 1	4- 0				
0- 0	0- 0	0- 0	NEUTRAL	0- 0	0- 0	0- 0				
13- 1	0- 0	0- 0	CONFERENCE	0- 0	3- 1	10- 0				
7- 0	0- 0	0- 0	HOME	0- 0	2- 0	5- 0				
6- 1	0- 0	0- 0	AWAY	0- 0	1- 1	5- 0				
0- 0	0- 0	0- 0	NEUTRAL	0- 0	0- 0	0- 0				

RPI 1-25				RPI 26-50				RPI 51-100				Team's RPI: 73				RPI 101+			
RPI	S	Opponent	Score	RPI	S	Opponent	Score	RPI	S	Opponent	Score	RPI	S	Opponent	Score	RPI	S	Opponent	Score
15	A	Kentucky	43 92													119	A	Cornell	56 61
																139	A	Albany (NY)	55 64
																139	H	Albany (NY)	71 58
																140	A	Maine	65 57
																140	H	Maine	50 44
																144	H	Yale	58 64
																168	A	Northeastern	66 63
																173	A	Hartford	62 57
																173	H	Hartford	58 50
																177	A	Siena	77 67
																196	H	Sacred Heart	71 43
																203	H	UMBC	60 50
																217	A	Binghamton	70 62
																217	H	Binghamton	76 69
																236	H	Dartmouth	64 47
																240	A	Boston U.	59 51
																255	A	Stony Brook	56 45
																255	H	Stony Brook	49 46
																268	A	Manhattan	59 42
																281	A	Vermont	57 49
																281	H	Vermont	66 47
																282	H	Bryant	62 60
																314	H	Central Conn. St.	56 52
																334	H	Wagner	73 40
																344	A	UMass Lowell	76 57
LAST 12 Division I GAMES:																			
173	A	Hartford	62 57	203	H	UMBC	60 50												
140	A	Maine	65 57	344	A	UMass Lowell	76 57												
217	H	Binghamton	76 69	173	H	Hartford	58 50												
281	H	Vermont	66 47	140	H	Maine	50 44												
139	A	Albany (NY)	55 64	281	A	Vermont	57 49												
255	A	Stony Brook	56 45	217	A	Binghamton	70 62												

Non-Div I Games: New England Col. 58 38

New Hampshire

■ Loss,
 ■ Non-Conf,
 ■ S Site,
 ■ Home
 ■ A Away
 N Neutral

Average RPI Win:	218	WON-LOST	WINNING	LAST 10	STRENGTH OF	OPP. STRENGTH	TEAM	ADJ.	CONF.	ADJ CONF.
Average RPI Loss:	94	RECORD	PCT. RANK	GAMES	SCHEDULE	OF SCHEDULE	RPI	RPI	RPI	RPI
DIV. I ONLY	14- 11	139	6- 3	122	139	141	141	13	13	
DIV. I NON-CONF.	4- 6	209	0- 0	167	106	240	240	15	15	
TOTALS	RPI 1-25	RPI 26-50	W-L RECORDS	RPI 51-100	RPI 101-150	RPI 150+				
14- 11	0- 0	0- 1	OVERALL	2- 6	0- 2	12- 2				
10- 5	0- 0	0- 0	HOME	2- 3	0- 1	8- 1				
4- 6	0- 0	0- 1	AWAY	0- 3	0- 1	4- 1				
0- 0	0- 0	0- 0	NEUTRAL	0- 0	0- 0	0- 0				
4- 6	0- 0	0- 1	NON-CONFERENCE	1- 2	0- 1	3- 2				
4- 3	0- 0	0- 0	HOME	1- 1	0- 1	3- 1				
0- 3	0- 0	0- 1	AWAY	0- 1	0- 0	0- 1				
0- 0	0- 0	0- 0	NEUTRAL	0- 0	0- 0	0- 0				
10- 5	0- 0	0- 0	CONFERENCE	1- 4	0- 1	9- 0				
6- 2	0- 0	0- 0	HOME	1- 2	0- 0	5- 0				
4- 3	0- 0	0- 0	AWAY	0- 2	0- 1	4- 0				
0- 0	0- 0	0- 0	NEUTRAL	0- 0	0- 0	0- 0				

RPI 1-25				RPI 26-50				RPI 51-100				RPI 101+				Team's RPI: 141	
RPI	S	Opponent	Score	RPI	S	Opponent	Score	RPI	S	Opponent	Score	RPI	S	Opponent	Score		
				45	A	Marquette	52 62	53	H	Colorado St.	63 78	104	H	Saint Joseph's	67 79		
								64	H	Minnesota	65 69	115	A	Wyoming	52 68		
								68	A	Boise St.	62 64	157	H	Tulsa	64 67		
								68	H	Boise St.	75 68	162	A	New Mexico St.	70 77		
								85	A	UNLV	42 56	162	H	New Mexico St.	84 55		
								85	H	UNLV	52 61	174	A	Fresno St.	80 54		
								90	H	SMU	64 49	174	H	Fresno St.	66 57		
								97	A	Texas Tech	58 69	192	A	Utah St.	68 58		
												192	H	Utah St.	78 67		
												195	A	San Jose St.	82 72		
												261	H	San Diego St.	85 42		
												287	A	Nevada	69 63		
												287	H	Nevada	59 50		
												300	H	UTEP	79 66		
												323	H	Air Force	81 64		
												345	H	Fairleigh Dickinson	83 56		
LAST 12 Division I GAMES:																	
174	H	Fresno St.	66 57	192	A	Utah St.	68 58										
68	A	Boise St.	62 64	115	A	Wyoming	52 68										
323	H	Air Force	81 64	68	H	Boise St.	75 68										
195	A	San Jose St.	82 72	53	H	Colorado St.	63 78										
85	H	UNLV	52 61	85	A	UNLV	42 56										
287	H	Nevada	59 50	287	A	Nevada	69 63										

Non-Div I Games: Northern N.M. 87 47

New Mexico

■ Loss,
 ■ Non-Conf, S Site,
 ■ Home
 ■ Away
 N Neutral

Average RPI Win: 272		WON-LOST	WINNING	LAST 10	STRENGTH OF	OPP. STRENGTH	TEAM	ADJ.	CONF.	ADJ CONF.
Average RPI Loss: 133		RECORD	PCT. RANK	GAMES	SCHEDULE	OF SCHEDULE	RPI	RPI	RPI	RPI
DIV. I ONLY		17- 6	52	10- 0	328	240	162	162	29	29
DIV. I NON-CONF.		6- 6	165	0- 0	292	121	213	213	29	29
TOTALS		RPI 1-25	RPI 26-50	W-L RECORDS	RPI 51-100	RPI 101-150	RPI 150+			
17- 6	0- 0		0- 1	OVERALL	0- 1	1- 2	16- 2			
10- 1	0- 0		0- 0	HOME	0- 0	1- 1	9- 0			
6- 2	0- 0		0- 0	AWAY	0- 0	0- 1	6- 1			
1- 3	0- 0		0- 1	NEUTRAL	0- 1	0- 0	1- 1			
6- 6	0- 0		0- 1	NON-CONFERENCE	0- 1	1- 2	5- 2			
3- 1	0- 0		0- 0	HOME	0- 0	1- 1	2- 0			
2- 2	0- 0		0- 0	AWAY	0- 0	0- 1	2- 1			
1- 3	0- 0		0- 1	NEUTRAL	0- 1	0- 0	1- 1			
11- 0	0- 0		0- 0	CONFERENCE	0- 0	0- 0	11- 0			
7- 0	0- 0		0- 0	HOME	0- 0	0- 0	7- 0			
4- 0	0- 0		0- 0	AWAY	0- 0	0- 0	4- 0			
0- 0	0- 0		0- 0	NEUTRAL	0- 0	0- 0	0- 0			

[illegible]

Non-Div I Games:	N.M. Highlands	94	37	Western N.M.	85	28
------------------	----------------	----	----	--------------	----	----

New Mexico St.

Loss, Non-Conf, S Site, H Home A Away N Neutral

Average RPI Win:	296	WON-LOST	WINNING	LAST 10	STRENGTH OF	OPP. STRENGTH	TEAM	ADJ.	CONF.	ADJ CONF.
Average RPI Loss:	134	RECORD	PCT. RANK	GAMES	SCHEDULE	OF SCHEDULE	RPI	RPI	RPI	RPI
DIV. I ONLY	10- 11	189	6- 4	213	298	202	202	27	27	
DIV. I NON-CONF.	2- 5	259	0- 0	69	161	178	178	27	27	
TOTALS	RPI 1-25	RPI 26-50	W-L RECORDS	RPI 51-100	RPI 101-150	RPI 150+				
10- 11	0- 1	0- 0	OVERALL	0- 2	0- 6	10- 2				
6- 3	0- 0	0- 0	HOME	0- 0	0- 2	6- 1				
4- 8	0- 1	0- 0	AWAY	0- 2	0- 4	4- 1				
0- 0	0- 0	0- 0	NEUTRAL	0- 0	0- 0	0- 0				
2- 5	0- 1	0- 0	NON-CONFERENCE	0- 1	0- 2	2- 1				
1- 1	0- 0	0- 0	HOME	0- 0	0- 0	1- 1				
1- 4	0- 1	0- 0	AWAY	0- 1	0- 2	1- 0				
0- 0	0- 0	0- 0	NEUTRAL	0- 0	0- 0	0- 0				
8- 6	0- 0	0- 0	CONFERENCE	0- 1	0- 4	8- 1				
5- 2	0- 0	0- 0	HOME	0- 0	0- 2	5- 0				
3- 4	0- 0	0- 0	AWAY	0- 1	0- 2	3- 1				
0- 0	0- 0	0- 0	NEUTRAL	0- 0	0- 0	0- 0				

RPI 1-25				RPI 26-50				RPI 51-100				RPI 101+				Team's RPI: 202	
RPI	S	Opponent	Score	RPI	S	Opponent	Score	RPI	S	Opponent	Score	RPI	S	Opponent	Score		
7	A	Texas	48 80					63	A	Iowa St.	63 100	110	A	SFA	61 88		
								100	A	Abilene Christian	55 68	117	H	Central Ark.	51 55		
												122	A	Southern Miss.	53 78		
												128	A	Lamar University	42 73		
												128	H	Lamar University	55 66		
												129	A	Alabama	57 78		
												220	H	Texas Southern	63 57		
												238	H	South Ala.	62 65		
												249	A	Jacksonville St.	81 79		
												269	A	McNeese	71 59		
												269	H	McNeese	92 85		
												298	H	Nicholls St.	81 77		
												303	H	A&M-Corpus Christi	75 54		
												327	A	Southeastern La.	70 85		
												332	A	Incarnate Word	71 67		
												332	H	Incarnate Word	84 58		
												341	H	Sam Houston St.	78 49		
												342	A	Houston Baptist	73 63		
LAST 12 Division I GAMES:																	
269	H	McNeese	92 85	269	A	McNeese	71 59										
327	A	Southeastern La.	70 85	117	H	Central Ark.	51 55										
332	H	Incarnate Word	84 58	342	A	Houston Baptist	73 63										
298	H	Nicholls St.	81 77	341	H	Sam Houston St.	78 49										
128	H	Lamar University	55 66	332	A	Incarnate Word	71 67										
110	A	SFA	61 88	128	A	Lamar University	42 73										

Non-Div I Games: Blue Mountain 75 37 Crowley's Ridge 123 33 Trinity Baptist 100 35

New Orleans

Loss, Non-Conf, S Site, H Home A Away N Neutral

Niagara

Through Games Of Feb. 18, 2017

Average RPI Win: 237	WON-LOST	WINNING	LAST 10	STRENGTH OF	OPP. STRENGTH	TEAM	ADJ.	CONF.	ADJ CONF.
Average RPI Loss: 138	RECORD	PCT. RANK	GAMES	SCHEDULE	OF SCHEDULE	RPI	RPI	RPI	RPI
DIV. I ONLY	8- 19	284	3- 7	133	190	239	239	18	18
DIV. I NON-CONF.	3- 6	230	0- 0	6	136	89	89	17	17
TOTALS	RPI 1-25	RPI 26-50	W-L RECORDS	RPI 51-100	RPI 101-150	RPI 150+			
8- 19	0- 1	0- 4	OVERALL	0- 2	0- 4	8- 8			
5- 8	0- 1	0- 1	HOME	0- 0	0- 2	5- 4			
3- 11	0- 0	0- 3	AWAY	0- 2	0- 2	3- 4			
0- 0	0- 0	0- 0	NEUTRAL	0- 0	0- 0	0- 0			
3- 6	0- 1	0- 2	NON-CONFERENCE	0- 2	0- 1	3- 0			
2- 1	0- 1	0- 0	HOME	0- 0	0- 0	2- 0			
1- 5	0- 0	0- 2	AWAY	0- 2	0- 1	1- 0			
0- 0	0- 0	0- 0	NEUTRAL	0- 0	0- 0	0- 0			
5- 13	0- 0	0- 2	CONFERENCE	0- 0	0- 3	5- 8			
3- 7	0- 0	0- 1	HOME	0- 0	0- 2	3- 4			
2- 6	0- 0	0- 1	AWAY	0- 0	0- 1	2- 4			
0- 0	0- 0	0- 0	NEUTRAL	0- 0	0- 0	0- 0			

RPI 1-25				RPI 26-50				RPI 51-100				RPI 101+ Team's RPI: 239			
RPI	S	Opponent	Score	RPI	S	Opponent	Score	RPI	S	Opponent	Score	RPI	S	Opponent	Score
20	H	Maryland	64 96	30	A	Syracuse	60 109	59	A	Drexel	57 69	112	H	Rider	58 78
				34	A	Michigan	35 107	81	A	Buffalo	63 73	126	A	Fordham	69 92
				41	A	Quinnipiac	45 61					146	A	Iona	61 68
				41	H	Quinnipiac	64 71					146	H	Iona	55 65
												173	H	Hartford	75 62
												177	A	Siena	53 71
												177	H	Siena	68 70
												180	A	Cleveland St.	67 49
												184	A	Fairfield	63 66
												184	H	Fairfield	55 65
												224	A	Marist	68 53
												224	H	Marist	58 60
												226	H	Monmouth	66 45
												231	H	St. Bonaventure	65 43
												262	A	Canisius	41 52
												262	H	Canisius	57 65
												268	A	Manhattan	62 59
												268	H	Manhattan	65 42
												325	A	Saint Peter's	66 78
												325	H	Saint Peter's	71 63
LAST 12 Division I GAMES:															
325	H	Saint Peter's	71 63	184	A	Fairfield	63 66								
177	H	Siena	68 70	41	A	Quinnipiac	45 61								
224	A	Marist	68 53	184	H	Fairfield	55 65								
262	A	Canisius	41 52	262	H	Canisius	57 65								
268	H	Manhattan	65 42	268	A	Manhattan	62 59								
146	H	Iona	55 65	146	A	Iona	61 68								

Non-Div I Games:

Niagara

■ Loss,
 ■ Non-Conf,
 ■ S Site,
 ■ H Home
 ■ A Away
 N Neutral

Average RPI Win:	292	WON-LOST	WINNING	LAST 10	STRENGTH OF	OPP. STRENGTH	TEAM	ADJ.	CONF.	ADJ CONF.
Average RPI Loss:	191	RECORD	PCT. RANK	GAMES	SCHEDULE	OF SCHEDULE	RPI	RPI	RPI	RPI
DIV. I ONLY	8- 17	268	3- 7	284	322	298	298	27	27	
DIV. I NON-CONF.	3- 8	262	0- 0	235	340	294	294	27	27	
TOTALS	RPI 1-25	RPI 26-50	W-L RECORDS	RPI 51-100	RPI 101-150	RPI 150+				
8- 17	0- 0	0- 0	OVERALL	0- 3	1- 5	7- 9				
5- 5	0- 0	0- 0	HOME	0- 1	1- 3	4- 1				
3- 11	0- 0	0- 0	AWAY	0- 0	0- 0	3- 1				
0- 1	0- 0	0- 0	NEUTRAL	0- 0	0- 0	0- 1				
3- 8	0- 0	0- 0	NON-CONFERENCE	0- 2	0- 2	3- 4				
2- 1	0- 0	0- 0	HOME	0- 0	0- 1	2- 0				
1- 6	0- 0	0- 0	AWAY	0- 2	0- 1	1- 3				
0- 1	0- 0	0- 0	NEUTRAL	0- 0	0- 0	0- 1				
5- 9	0- 0	0- 0	CONFERENCE	0- 1	1- 3	4- 5				
3- 4	0- 0	0- 0	HOME	0- 1	1- 2	2- 1				
2- 5	0- 0	0- 0	AWAY	0- 0	0- 1	2- 4				
0- 0	0- 0	0- 0	NEUTRAL	0- 0	0- 0	0- 0				

RPI 1-25			RPI 26-50			RPI 51-100				RPI 101+			Team's RPI: 298				
RPI	S	Opponent	Score	RPI	S	Opponent	Score	RPI	S	Opponent	Score	RPI	S	Opponent	Score		
								76	A	Gonzaga	46	78	108	H	Troy	75	100
								95	A	Jacksonville	71	76	110	A	SFA	55	80
								100	H	Abilene Christian	73	89	110	H	SFA	77	82
													117	H	Central Ark.	52	61
													128	H	Lamar University	78	67
													149	A	Memphis	62	73
													158	A	Louisiana Tech	52	68
													202	A	New Orleans	77	81
													218	A	Grambling	71	60
													249	A	Jacksonville St.	52	75
													269	A	McNeese	52	59
													285	N	North Florida	74	77
													293	A	Prairie View	67	69
													297	A	Northwestern St.	58	75
													303	A	A&M-Corpus Christi	60	65
													303	H	A&M-Corpus Christi	74	54
													327	A	Southeastern La.	76	60
													329	H	La.-Monroe	73	54
													332	H	Incarnate Word	52	78
													341	A	Sam Houston St.	66	59
													342	H	Houston Baptist	76	57
													346	H	Jackson St.	83	76
LAST 12 Division I GAMES:																	
269	A	McNeese	52	59	342	H	Houston Baptist	76	57								
117	H	Central Ark.	52	61	128	H	Lamar University	78	67								
110	H	SFA	77	82	100	H	Abilene Christian	73	89								
202	A	New Orleans	77	81	110	A	SFA	55	80								
327	A	Southeastern La.	76	60	297	A	Northwestern St.	58	75								
303	A	A&M-Corpus Christi	60	65	341	A	Sam Houston St.	66	59								

Non-Div I Games:

Nicholls St.

■ Loss,
 ■ Non-Conf,
 ■ S Site,
 ■ Home
 ■ A Away
 N Neutral

Average RPI Win:	310	WON-LOST	WINNING	LAST 10	STRENGTH OF	OPP. STRENGTH	TEAM	ADJ.	CONF.	ADJ CONF.
Average RPI Loss:	204	RECORD	PCT. RANK	GAMES	SCHEDULE	OF SCHEDULE	RPI	RPI	RPI	RPI
DIV. I ONLY	12- 11	160	6- 4	348	332	273	273	32	32	
DIV. I NON-CONF.	3- 7	250	0- 0	298	272	258	258	31	31	
TOTALS	RPI 1-25	RPI 26-50	W-L RECORDS	RPI 51-100	RPI 101-150	RPI 150+				
12- 11	0- 0	0- 0	OVERALL	0- 0	0- 1	12- 10				
5- 3	0- 0	0- 0	HOME	0- 0	0- 0	5- 3				
7- 7	0- 0	0- 0	AWAY	0- 0	0- 1	7- 6				
0- 1	0- 0	0- 0	NEUTRAL	0- 0	0- 0	0- 1				
3- 7	0- 0	0- 0	NON-CONFERENCE	0- 0	0- 1	3- 6				
0- 1	0- 0	0- 0	HOME	0- 0	0- 0	0- 1				
3- 5	0- 0	0- 0	AWAY	0- 0	0- 1	3- 4				
0- 1	0- 0	0- 0	NEUTRAL	0- 0	0- 0	0- 1				
9- 4	0- 0	0- 0	CONFERENCE	0- 0	0- 0	9- 4				
5- 2	0- 0	0- 0	HOME	0- 0	0- 0	5- 2				
4- 2	0- 0	0- 0	AWAY	0- 0	0- 0	4- 2				
0- 0	0- 0	0- 0	NEUTRAL	0- 0	0- 0	0- 0				

RPI 1-25			RPI 26-50			RPI 51-100			RPI 101+			Team's RPI: 273
RPI	S	Opponent	Score	RPI	S	Opponent	Score	RPI	S	Opponent	Score	
								131	A	Old Dominion	54	65
								151	H	William & Mary	52	65
								173	N	Hartford	51	61
								176	H	Hampton	57	58
								182	A	George Mason	33	60
								193	A	Towson	58	61
								204	H	Bethune-Cookman	58	68
								205	A	UNCG	52	59
								214	A	UNCW	56	64
								253	H	UMES	74	43
								270	A	High Point	63	60
								277	A	Savannah St.	53	59
								277	H	Savannah St.	61	55
								280	H	N.C. A&T	69	53
								284	A	Coppin St.	49	45
								302	A	Lehigh	81	57
								335	A	Morgan St.	56	47
								338	A	Longwood	85	56
								339	A	Florida A&M	51	59
								343	H	N.C. Central	71	40
								347	A	Delaware St.	82	74
								348	A	South Carolina St.	68	53
								348	H	South Carolina St.	83	68
LAST 12 Division I GAMES:												
339	A	Florida A&M	51	59	204	H	Bethune-Cookman	58	68			
348	H	South Carolina St.	83	68	284	A	Coppin St.	49	45			
253	H	UMES	74	43	176	H	Hampton	57	58			
277	A	Savannah St.	53	59	347	A	Delaware St.	82	74			
348	A	South Carolina St.	68	53	343	H	N.C. Central	71	40			
280	H	N.C. A&T	69	53	277	H	Savannah St.	61	55			

Non-Div I Games: Lincoln (PA) 62 28 Saint Augustine's 99 59

Norfolk St.

■ Loss,
 ■ Non-Conf,
 ■ S Site,
 ■ Home
 ■ A Away
 N Neutral

North Carolina

Through Games Of Feb. 18, 2017

Average RPI Win:	164	WON-LOST	WINNING	LAST 10	STRENGTH OF	OPP. STRENGTH	TEAM	ADJ.	CONF.	ADJ CONF.
Average RPI Loss:	58	RECORD	PCT. RANK	GAMES	SCHEDULE	OF SCHEDULE	RPI	RPI	RPI	RPI
DIV. I ONLY	14- 12	150	3- 4	53	65	106	106	3	3	
DIV. I NON-CONF.	11- 2	23	1- 0	171	209	68	68	4	4	
TOTALS	RPI 1-25	RPI 26-50	W-L RECORDS	RPI 51-100	RPI 101-150	RPI 150+				
14- 12	0- 5	2- 2	OVERALL	5- 2	0- 2	7- 1				
11- 4	0- 2	2- 0	HOME	3- 1	0- 0	6- 1				
1- 6	0- 2	0- 1	AWAY	0- 1	0- 2	1- 0				
2- 2	0- 1	0- 1	NEUTRAL	2- 0	0- 0	0- 0				
11- 2	0- 1	1- 1	NON-CONFERENCE	3- 0	0- 0	7- 0				
8- 0	0- 0	1- 0	HOME	1- 0	0- 0	6- 0				
1- 0	0- 0	0- 0	AWAY	0- 0	0- 0	1- 0				
2- 2	0- 1	0- 1	NEUTRAL	2- 0	0- 0	0- 0				
3- 10	0- 4	1- 1	CONFERENCE	2- 2	0- 2	0- 1				
3- 4	0- 2	1- 0	HOME	2- 1	0- 0	0- 1				
0- 6	0- 2	0- 1	AWAY	0- 1	0- 2	0- 0				
0- 0	0- 0	0- 0	NEUTRAL	0- 0	0- 0	0- 0				

RPI S	Opponent	Score	RPI S	Opponent	Score	RPI S	Opponent	Score	RPI S	Opponent	Score	Team's RPI: 106
2	H Notre Dame	55 77	30	A Syracuse	64 95	51	H Georgia Tech	89 88	105	A Clemson	67 78	
9	A Duke	58 70	31	H Elon	78 73	54	H Virginia	67 58	143	A Pittsburgh	48 68	
10	H Florida St.	77 90	32	H North Carolina St.	83 70	64	N Minnesota	91 77	166	H Boston College	77 88	
19	A Miami (FL)	88 100	35	N South Fla.	55 83	67	H Bucknell	65 50	207	A Wisconsin	72 59	
25	N LSU	43 70				71	A Virginia Tech	68 76	208	H Alabama St.	84 54	
						78	H Wake Forest	77 80	250	H Charleston So.	93 77	
						95	N Jacksonville	87 57	252	H Marshall	75 53	
									284	H Coppin St.	90 55	
									348	H South Carolina St.	82 49	
									349	H Alabama A&M	80 35	
LAST 12 Division I GAMES:												
64	N Minnesota	91 77	19	A Miami (FL)	88 100							
51	H Georgia Tech	89 88	2	H Notre Dame	55 77							
30	A Syracuse	64 95	78	H Wake Forest	77 80							
166	H Boston College	77 88	143	A Pittsburgh	48 68							
105	A Clemson	67 78	9	A Duke	58 70							
32	H North Carolina St.	83 70	54	H Virginia	67 58							

Non-Div I Games:

North Carolina

■ Loss,
 ■ Non-Conf, S Site,
 ■ Home
 ■ Away
 N Neutral

Average RPI Win:	147	WON-LOST	WINNING	LAST 10	STRENGTH OF	OPP. STRENGTH	TEAM	ADJ.	CONF.	ADJ CONF.
Average RPI Loss:	41	RECORD	PCT. RANK	GAMES	SCHEDULE	OF SCHEDULE	RPI	RPI	RPI	RPI
DIV. I ONLY	20- 6	35	8- 2	66	40	32	32	3	3	
DIV. I NON-CONF.	10- 3	54	0- 0	257	127	111	111	4	4	
TOTALS	RPI 1-25	RPI 26-50	W-L RECORDS	RPI 51-100	RPI 101-150	RPI 150+				
20- 6	4- 3	1- 2	OVERALL	3- 0	2- 1	10- 0				
13- 1	2- 1	1- 0	HOME	1- 0	2- 0	7- 0				
6- 3	2- 0	0- 2	AWAY	2- 0	0- 1	2- 0				
1- 2	0- 2	0- 0	NEUTRAL	0- 0	0- 0	1- 0				
10- 3	0- 2	1- 1	NON-CONFERENCE	0- 0	0- 0	9- 0				
8- 0	0- 0	1- 0	HOME	0- 0	0- 0	7- 0				
1- 1	0- 0	0- 1	AWAY	0- 0	0- 0	1- 0				
1- 2	0- 2	0- 0	NEUTRAL	0- 0	0- 0	1- 0				
10- 3	4- 1	0- 1	CONFERENCE	3- 0	2- 1	1- 0				
5- 1	2- 1	0- 0	HOME	1- 0	2- 0	0- 0				
5- 2	2- 0	0- 1	AWAY	2- 0	0- 1	1- 0				
0- 0	0- 0	0- 0	NEUTRAL	0- 0	0- 0	0- 0				

RPI 1-25				RPI 26-50				Team's RPI: 32	RPI 51-100				RPI 101+			
RPI	S	Opponent	Score	RPI	S	Opponent	Score		RPI	S	Opponent	Score	RPI	S	Opponent	Score
2	H	Notre Dame	70 62	30	A	Syracuse	75 85		51	A	Georgia Tech	75 67	105	H	Clemson	65 53
9	H	Duke	55 52	40	H	Indiana	84 70		71	H	Virginia Tech	85 71	106	A	North Carolina	70 83
10	A	Florida St.	70 61	43	A	Tulane	58 63		78	A	Wake Forest	65 50	143	H	Pittsburgh	55 42
13	A	Louisville	72 70										166	A	Boston College	70 58
19	H	Miami (FL)	64 67										176	H	Hampton	81 56
21	N	Kansas St.	50 67										191	H	Col. of Charleston	91 47
25	N	LSU	58 59										214	H	UNCW	86 54
LAST 12 Division I GAMES:																
166	A	Boston College	70 58	105	H	Clemson	65 53		9	H	Duke	55 52				
71	H	Virginia Tech	85 71	30	A	Syracuse	75 85		78	A	Wake Forest	65 50				
51	A	Georgia Tech	75 67	19	H	Miami (FL)	64 67		10	A	Florida St.	70 61				
13	A	Louisville	72 70													
106	A	North Carolina	70 83													
143	H	Pittsburgh	55 42													

Non-Div I Games:

North Carolina St.

■ Loss,
 ■ Non-Conf, S Site,
 ■ Home
 ■ Away
 N Neutral

North Dakota

Through Games Of Feb. 18, 2017

Average RPI Win:	231	WON-LOST	WINNING	LAST 10	STRENGTH OF	OPP. STRENGTH	TEAM	ADJ.	CONF.	ADJ CONF.
Average RPI Loss:	80	RECORD	PCT. RANK	GAMES	SCHEDULE	OF SCHEDULE	RPI	RPI	RPI	RPI
DIV. I ONLY	16- 8	83	9- 1	194	148	121	121	19	19	
DIV. I NON-CONF.	3- 6	230	0- 0	113	23	180	180	18	18	
TOTALS	RPI 1-25	RPI 26-50	W-L RECORDS	RPI 51-100	RPI 101-150	RPI 150+				
16- 8	0- 0	0- 3	OVERALL	0- 3	3- 1	13- 1				
8- 4	0- 0	0- 3	HOME	0- 1	1- 0	7- 0				
8- 4	0- 0	0- 0	AWAY	0- 2	2- 1	6- 1				
0- 0	0- 0	0- 0	NEUTRAL	0- 0	0- 0	0- 0				
3- 6	0- 0	0- 3	NON-CONFERENCE	0- 2	1- 0	2- 1				
1- 3	0- 0	0- 3	HOME	0- 0	1- 0	0- 0				
2- 3	0- 0	0- 0	AWAY	0- 2	0- 0	2- 1				
0- 0	0- 0	0- 0	NEUTRAL	0- 0	0- 0	0- 0				
13- 2	0- 0	0- 0	CONFERENCE	0- 1	2- 1	11- 0				
7- 1	0- 0	0- 0	HOME	0- 1	0- 0	7- 0				
6- 1	0- 0	0- 0	AWAY	0- 0	2- 1	4- 0				
0- 0	0- 0	0- 0	NEUTRAL	0- 0	0- 0	0- 0				

RPI S	Opponent	Score	RPI S	Opponent	Score	RPI S	Opponent	Score	RPI S	Opponent	Score	Team's RPI: 121
36	H Drake	91 99	65	A UNI	53 74	123	A Idaho	61 74				
37	H South Dakota St.	72 83	83	H Montana St.	71 74	125	A Northern Colo.	57 51				
44	H Iowa	60 75	97	A Texas Tech	80 90	133	A Eastern Wash.	75 71				
						145	H San Francisco	71 63				
						152	A Idaho St.	65 62				
						152	H Idaho St.	63 56				
						154	A Kansas	71 76				
						219	A Weber St.	70 65				
						219	H Weber St.	83 67				
						228	A San Diego	65 61				
						232	H Portland St.	65 61				
						279	H Sacramento St.	94 71				
						289	A North Dakota St.	76 55				
						295	A Southern Utah	68 65				
						295	H Southern Utah	75 70				
						305	A Northern Ariz.	80 78				
						305	H Northern Ariz.	88 69				
						330	H Montana	73 63				
LAST 12 Division I GAMES:												
219	H Weber St.	83 67	295	H Southern Utah	75 70							
152	H Idaho St.	63 56	152	A Idaho St.	65 62							
123	A Idaho	61 74	219	A Weber St.	70 65							
133	A Eastern Wash.	75 71	330	H Montana	73 63							
125	A Northern Colo.	57 51	83	H Montana St.	71 74							
305	H Northern Ariz.	88 69	295	A Southern Utah	68 65							

Non-Div I Games: Mayville St. 70 43 Mary 79 67

North Dakota

Loss, Non-Conf, S Site, H Home A Away N Neutral

Average RPI Win:	251	WON-LOST	WINNING	LAST 10	STRENGTH OF	OPP. STRENGTH	TEAM	ADJ.	CONF.	ADJ CONF.
Average RPI Loss:	143	RECORD	PCT. RANK	GAMES	SCHEDULE	OF SCHEDULE	RPI	RPI	RPI	RPI
DIV. I ONLY	4- 21	325	1- 9	98	232	289	289	11	11	
DIV. I NON-CONF.	0- 11	335	0- 0	135	319	332	332	9	9	
TOTALS	RPI 1-25	RPI 26-50	W-L RECORDS	RPI 51-100	RPI 101-150	RPI 150+				
4- 21	0- 0	0- 3	OVERALL	1- 6	0- 4	3- 8				
3- 8	0- 0	0- 1	HOME	1- 3	0- 3	2- 1				
1- 11	0- 0	0- 1	AWAY	0- 3	0- 1	1- 6				
0- 2	0- 0	0- 1	NEUTRAL	0- 0	0- 0	0- 1				
0- 11	0- 0	0- 1	NON-CONFERENCE	0- 1	0- 2	0- 7				
0- 3	0- 0	0- 0	HOME	0- 1	0- 1	0- 1				
0- 6	0- 0	0- 0	AWAY	0- 0	0- 1	0- 5				
0- 2	0- 0	0- 1	NEUTRAL	0- 0	0- 0	0- 1				
4- 10	0- 0	0- 2	CONFERENCE	1- 5	0- 2	3- 1				
3- 5	0- 0	0- 1	HOME	1- 2	0- 2	2- 0				
1- 5	0- 0	0- 1	AWAY	0- 3	0- 0	1- 1				
0- 0	0- 0	0- 0	NEUTRAL	0- 0	0- 0	0- 0				

RPI S	Opponent	Score	RPI S	Opponent	Score	RPI S	Opponent	Score	RPI S	Opponent	Score	Team's RPI: 289
37	A South Dakota St.	44 70	37	H South Dakota St.	66 69	62	A South Dakota	48 80	121	H North Dakota	55 76	
42	N Central Mich.	55 77				62	H South Dakota	83 73	147	A Milwaukee	74 79	
						66	A IUPUI	58 71	148	H Oral Roberts	50 70	
						66	H IUPUI	53 76	150	H Omaha	60 80	
						80	A Western Ill.	81 110	159	A Oakland	66 95	
						80	H Western Ill.	60 87	175	H Western Mich.	63 68	
						86	H Colorado	59 76	178	A Providence	63 86	
									234	N UC Santa Barbara	59 66	
									251	A UTRGV	67 81	
									267	A Cal Poly	46 73	
									292	A Massachusetts	58 70	
									310	A Denver	86 80	
									310	H Denver	67 58	
									321	A Fort Wayne	68 72	
									321	H Fort Wayne	68 56	
LAST 12 Division I GAMES:												
66	H IUPUI	53 76	62	A South Dakota	48 80							
310	H Denver	67 58	66	A IUPUI	58 71							
321	A Fort Wayne	68 72	150	H Omaha	60 80							
80	H Western Ill.	60 87	80	A Western Ill.	81 110							
37	A South Dakota St.	44 70	321	H Fort Wayne	68 56							
148	H Oral Roberts	50 70	62	H South Dakota	83 73							

Non-Div I Games: Mayville St. 93 44 Dickinson St. 70 63

North Dakota St.

Loss, Non-Conf, S Site, H Home A Away N Neutral

North Florida

Through Games Of Feb. 18, 2017

Average RPI Win:	301	WON-LOST	WINNING	LAST 10	STRENGTH OF	OPP. STRENGTH	TEAM	ADJ.	CONF.	ADJ CONF.
Average RPI Loss:	166	RECORD	PCT. RANK	GAMES	SCHEDULE	OF SCHEDULE	RPI	RPI	RPI	RPI
DIV. I ONLY	7- 17	286	3- 7	217	275	285	285	23	23	
DIV. I NON-CONF.	4- 8	230	0- 0	198	266	242	242	24	24	
TOTALS	RPI 1-25	RPI 26-50	W-L RECORDS	RPI 51-100	RPI 101-150	RPI 150+				
7- 17	0- 1	0- 2	OVERALL	0- 3	0- 2	7- 9				
4- 6	0- 0	0- 0	HOME	0- 1	0- 1	4- 4				
2- 10	0- 1	0- 2	AWAY	0- 2	0- 1	2- 4				
1- 1	0- 0	0- 0	NEUTRAL	0- 0	0- 0	1- 1				
4- 8	0- 1	0- 2	NON-CONFERENCE	0- 0	0- 0	4- 5				
2- 2	0- 0	0- 0	HOME	0- 0	0- 0	2- 2				
1- 5	0- 1	0- 2	AWAY	0- 0	0- 0	1- 2				
1- 1	0- 0	0- 0	NEUTRAL	0- 0	0- 0	1- 1				
3- 9	0- 0	0- 0	CONFERENCE	0- 3	0- 2	3- 4				
2- 4	0- 0	0- 0	HOME	0- 1	0- 1	2- 2				
1- 5	0- 0	0- 0	AWAY	0- 2	0- 1	1- 2				
0- 0	0- 0	0- 0	NEUTRAL	0- 0	0- 0	0- 0				

RPI 1-25			RPI 26-50			RPI 51-100			RPI 101+			Team's RPI: 285
RPI	S	Opponent	Score	RPI	S	Opponent	Score	RPI	S	Opponent	Score	Score
10	A	Florida St.	39 95	32	A	North Carolina St.	52 78	95	A	Jacksonville	58 68	116 A Stetson 44 68
				35	A	South Fla.	42 78	96	A	FGCU	46 69	116 H Stetson 44 62
								96	H	FGCU	51 68	181 A Xavier 46 83
												185 H Morehead St. 65 84
												191 A Col. of Charleston 60 47
												204 A Bethune-Cookman 50 52
												238 N South Ala. 55 62
												260 H Wofford 60 79
												276 A Kennesaw St. 48 52
												276 H Kennesaw St. 61 67
												290 H Lipscomb 58 60
												298 N Nicholls St. 77 74
												315 A NJIT 62 64
												315 H NJIT 61 51
												317 A USC Upstate 78 67
												317 H USC Upstate 77 74
												328 H Fla. Atlantic 95 88
												339 H Florida A&M 71 60
LAST 12 Division I GAMES:												
276	A	Kennesaw St.	48 52	116	A	Stetson	44 68					
315	H	NJIT	61 51	276	H	Kennesaw St.	61 67					
317	H	USC Upstate	77 74	290	H	Lipscomb	58 60					
96	A	FGCU	46 69	317	A	USC Upstate	78 67					
116	H	Stetson	44 62	315	A	NJIT	62 64					
96	H	FGCU	51 68	95	A	Jacksonville	58 68					

Non-Div I Games: Warner 72 44 Webber Int'l 103 57 Edward Waters 70 50

North Florida

Loss, Non-Conf, S Site, H Home A Away N Neutral

Average RPI Win: 208		WON-LOST	WINNING	LAST 10	STRENGTH OF	OPP. STRENGTH	TEAM	ADJ.	CONF.	ADJ CONF.
Average RPI Loss: 129		RECORD	PCT. RANK	GAMES	SCHEDULE	OF SCHEDULE	RPI	RPI	RPI	RPI
DIV. I ONLY		11- 14	208	6- 4	141	145	187	187	14	14
DIV. I NON-CONF.		3- 8	262	0- 0	164	171	252	252	16	16
TOTALS	RPI 1-25		RPI 26-50		W-L RECORDS		RPI 51-100		RPI 101-150	RPI 150+
11- 14	0- 0		0- 2		OVERALL		0- 2		4- 4	7- 6
6- 5	0- 0		0- 1		HOME		0- 0		3- 1	3- 3
5- 7	0- 0		0- 1		AWAY		0- 2		1- 2	4- 2
0- 2	0- 0		0- 0		NEUTRAL		0- 0		0- 1	0- 1
3- 8	0- 0		0- 2		NON-CONFERENCE		0- 1		2- 1	1- 4
2- 2	0- 0		0- 1		HOME		0- 0		1- 0	1- 1
1- 4	0- 0		0- 1		AWAY		0- 1		1- 0	0- 2
0- 2	0- 0		0- 0		NEUTRAL		0- 0		0- 1	0- 1
8- 6	0- 0		0- 0		CONFERENCE		0- 1		2- 3	6- 2
4- 3	0- 0		0- 0		HOME		0- 0		2- 1	2- 2
4- 3	0- 0		0- 0		AWAY		0- 1		0- 2	4- 0
0- 0	0- 0		0- 0		NEUTRAL		0- 0		0- 0	0- 0

RPI 1-25				RPI 26-50				RPI 51-100				RPI 101+				Team's RPI: 187	
RPI	S	Opponent	Score	RPI	S	Opponent	Score	RPI	S	Opponent	Score	RPI	S	Opponent	Score		
				40	H	Indiana	64 94	79	A	Middle Tenn.	52 60	102	A	Charlotte	49 66		
				48	A	Little Rock	44 55	90	A	SMU	51 65	102	H	Charlotte	63 78		
												111	A	Arizona	62 58		
												122	H	Southern Miss.	75 62		
												131	A	Old Dominion	47 62		
												131	H	Old Dominion	65 55		
												146	H	Iona	66 55		
												150	N	Omaha	57 85		
												157	A	Tulsa	58 63		
												158	H	Louisiana Tech	65 72		
												161	A	Missouri St.	54 63		
												167	A	Rice	77 69		
												167	H	Rice	49 51		
												172	H	Texas St.	58 59		
												183	A	UAB	59 58		
												188	A	UTSA	58 55		
												251	N	UTRGV	69 74		
												283	H	FIU	69 49		
												300	A	UTEP	76 69		
												328	H	Fla. Atlantic	79 57		
												332	H	Incarnate Word	84 61		
LAST 12 Division I GAMES:																	
				188	A	UTSA	58 55	102	A	Charlotte	49 66						
				300	A	UTEP	76 69	158	H	Louisiana Tech	65 72						
				283	H	FIU	69 49	122	H	Southern Miss.	75 62						
				328	H	Fla. Atlantic	79 57	167	H	Rice	49 51						
				167	A	Rice	77 69	79	A	Middle Tenn.	52 60						
				131	A	Old Dominion	47 62	183	A	UAB	59 58						

Non-Div I Games:

North Texas

Loss, Non-Conf, S Site, H Home A Away N Neutral

Northeastern

Through Games Of Feb. 18, 2017

Average RPI Win:	211	WON-LOST	WINNING	LAST 10	STRENGTH OF	OPP. STRENGTH	TEAM	ADJ.	CONF.	ADJ CONF.
Average RPI Loss:	85	RECORD	PCT. RANK	GAMES	SCHEDULE	OF SCHEDULE	RPI	RPI	RPI	RPI
DIV. I ONLY	9- 17	256	3- 7	51	103	168	168	9	9	
DIV. I NON-CONF.	4- 8	230	0- 0	87	124	184	184	8	8	
TOTALS	RPI 1-25	RPI 26-50	W-L RECORDS	RPI 51-100	RPI 101-150	RPI 150+				
9- 17	0- 1	0- 6	OVERALL	0- 4	1- 3	8- 3				
6- 6	0- 0	0- 2	HOME	0- 2	1- 1	5- 1				
3- 8	0- 0	0- 4	AWAY	0- 1	0- 2	3- 1				
0- 3	0- 1	0- 0	NEUTRAL	0- 1	0- 0	0- 1				
4- 8	0- 1	0- 2	NON-CONFERENCE	0- 2	0- 2	4- 1				
2- 2	0- 0	0- 0	HOME	0- 1	0- 1	2- 0				
2- 3	0- 0	0- 2	AWAY	0- 0	0- 1	2- 0				
0- 3	0- 1	0- 0	NEUTRAL	0- 1	0- 0	0- 1				
5- 9	0- 0	0- 4	CONFERENCE	0- 2	1- 1	4- 2				
4- 4	0- 0	0- 2	HOME	0- 1	1- 0	3- 1				
1- 5	0- 0	0- 2	AWAY	0- 1	0- 1	1- 1				
0- 0	0- 0	0- 0	NEUTRAL	0- 0	0- 0	0- 0				

RPI 1-25				RPI 26-50				RPI 51-100				RPI 101+				Team's RPI: 168	
RPI	S	Opponent	Score	RPI	S	Opponent	Score	RPI	S	Opponent	Score	RPI	S	Opponent	Score		
11	N	Stanford	45 74	31	A	Elon	58 70	59	A	Drexel	51 74	124	H	St. Mary's (CA)	53 77		
				31	H	Elon	65 76	59	H	Drexel	33 63	130	A	Delaware	53 65		
				39	A	James Madison	54 74	73	H	New Hampshire	63 66	130	H	Delaware	50 41		
				39	H	James Madison	49 67	98	N	Purdue	54 79	140	A	Maine	49 68		
				41	A	Quinnipiac	59 76					151	A	William & Mary	58 60		
				47	A	Michigan St.	44 78					151	H	William & Mary	54 68		
												177	H	Siena	61 50		
												186	A	Hofstra	53 51		
												191	H	Col. of Charleston	61 44		
												193	H	Towson	72 64		
												214	H	UNCW	55 47		
												216	N	Wichita St.	73 87		
												240	H	Boston U.	78 59		
												262	A	Canisius	83 59		
												310	A	Denver	72 69		
LAST 12 Division I GAMES:																	
				130	H	Delaware	50 41	31	H	Elon	65 76						
				191	H	Col. of Charleston	61 44	214	H	UNCW	55 47						
				31	A	Elon	58 70	130	A	Delaware	53 65						
				39	H	James Madison	49 67	39	A	James Madison	54 74						
				151	H	William & Mary	54 68	151	A	William & Mary	58 60						
				59	A	Drexel	51 74	59	H	Drexel	33 63						

Non-Div I Games:

Northeastern

■ Loss,
■ Non-Conf, S Site,
■ Home
■ Away
N Neutral

Northern Ariz.

Through Games Of Feb. 18, 2017

Average RPI Win:	274	WON-LOST	WINNING	LAST 10	STRENGTH OF	OPP. STRENGTH	TEAM	ADJ.	CONF.	ADJ CONF.
Average RPI Loss:	176	RECORD	PCT. RANK	GAMES	SCHEDULE	OF SCHEDULE	RPI	RPI	RPI	RPI
DIV. I ONLY	6- 18	302	2- 8	209	284	305	305	19	19	
DIV. I NON-CONF.	3- 7	250	0- 0	234	331	289	289	18	18	
TOTALS	RPI 1-25	RPI 26-50	W-L RECORDS	RPI 51-100	RPI 101-150	RPI 150+				
6- 18	0- 0	0- 0	OVERALL	0- 2	1- 6	5- 10				
4- 7	0- 0	0- 0	HOME	0- 0	1- 3	3- 4				
2- 11	0- 0	0- 0	AWAY	0- 2	0- 3	2- 6				
0- 0	0- 0	0- 0	NEUTRAL	0- 0	0- 0	0- 0				
3- 7	0- 0	0- 0	NON-CONFERENCE	0- 1	0- 1	3- 5				
2- 2	0- 0	0- 0	HOME	0- 0	0- 0	2- 2				
1- 5	0- 0	0- 0	AWAY	0- 1	0- 1	1- 3				
0- 0	0- 0	0- 0	NEUTRAL	0- 0	0- 0	0- 0				
3- 11	0- 0	0- 0	CONFERENCE	0- 1	1- 5	2- 5				
2- 5	0- 0	0- 0	HOME	0- 0	1- 3	1- 2				
1- 6	0- 0	0- 0	AWAY	0- 1	0- 2	1- 3				
0- 0	0- 0	0- 0	NEUTRAL	0- 0	0- 0	0- 0				

RPI 1-25				RPI 26-50				RPI 51-100				RPI 101+				Team's RPI: 305	
RPI	S	Opponent	Score	RPI	S	Opponent	Score	RPI	S	Opponent	Score	RPI	S	Opponent	Score		
								70	A	Utah	65 78	121	A	North Dakota	69 88		
								83	A	Montana St.	69 86						
												121	H	North Dakota	78 80		
												123	H	Idaho	80 91		
												125	A	Northern Colo.	64 75		
												125	H	Northern Colo.	66 69		
												128	A	Lamar University	60 75		
												133	H	Eastern Wash.	56 47		
												152	H	Idaho St.	51 64		
												162	H	New Mexico St.	68 79		
												170	H	CSUN	79 83		
												219	H	Weber St.	64 75		
												221	A	Grand Canyon	65 76		
												232	A	Portland St.	55 56		
												234	A	UC Santa Barbara	51 60		
												267	A	Cal Poly	53 58		
												279	A	Sacramento St.	76 82		
												295	A	Southern Utah	77 68		
												295	H	Southern Utah	77 65		
												300	A	UTEP	65 51		
												308	H	Youngstown St.	70 49		
												310	H	Denver	82 67		
												330	A	Montana	59 60		
LAST 12 Division I GAMES:																	
295	H	Southern Utah	77 65	125	A	Northern Colo.	64 75										
330	A	Montana	59 60	123	H	Idaho	80 91										
83	A	Montana St.	69 86	133	H	Eastern Wash.	56 47										
219	H	Weber St.	64 75	279	A	Sacramento St.	76 82										
152	H	Idaho St.	51 64	232	A	Portland St.	55 56										
121	A	North Dakota	69 88	125	H	Northern Colo.	66 69										

Non-Div I Games: Antelope Valley 109 60

Northern Ariz.

■ Loss,
■ Non-Conf, S Site,
■ Home
■ Away
N Neutral

Average RPI Win:	237	WON-LOST	WINNING	LAST 10	STRENGTH OF	OPP. STRENGTH	TEAM	ADJ.	CONF.	ADJ CONF.
Average RPI Loss:	112	RECORD	PCT. RANK	GAMES	SCHEDULE	OF SCHEDULE	RPI	RPI	RPI	RPI
DIV. I ONLY	19- 6	39	7- 3	293	203	125	125	19	19	
DIV. I NON-CONF.	7- 3	83	0- 0	274	168	128	128	18	18	
TOTALS	RPI 1-25	RPI 26-50	W-L RECORDS	RPI 51-100	RPI 101-150	RPI 150+				
19- 6	0- 0	0- 0	OVERALL	2- 2	1- 3	16- 1				
10- 3	0- 0	0- 0	HOME	2- 1	0- 1	8- 1				
8- 3	0- 0	0- 0	AWAY	0- 1	1- 2	7- 0				
1- 0	0- 0	0- 0	NEUTRAL	0- 0	0- 0	1- 0				
7- 3	0- 0	0- 0	NON-CONFERENCE	1- 2	0- 1	6- 0				
3- 1	0- 0	0- 0	HOME	1- 1	0- 0	2- 0				
3- 2	0- 0	0- 0	AWAY	0- 1	0- 1	3- 0				
1- 0	0- 0	0- 0	NEUTRAL	0- 0	0- 0	1- 0				
12- 3	0- 0	0- 0	CONFERENCE	1- 0	1- 2	10- 1				
7- 2	0- 0	0- 0	HOME	1- 0	0- 1	6- 1				
5- 1	0- 0	0- 0	AWAY	0- 0	1- 1	4- 0				
0- 0	0- 0	0- 0	NEUTRAL	0- 0	0- 0	0- 0				

RPI S	Opponent	Score	RPI S	Opponent	Score	RPI S	Opponent	Score	RPI S	Opponent	Score	Team's RPI: 125
						53	A Colorado St.	47 58	121	H North Dakota	51 57	
						83	H Montana St.	66 58	123	A Idaho	71 67	
						86	H Colorado	62 83	124	A St. Mary's (CA)	65 75	
						96	H FGCU	77 74	133	A Eastern Wash.	61 67	
									152	A Idaho St.	77 62	
									152	H Idaho St.	58 68	
									188	A UTSA	73 66	
									219	A Weber St.	88 79	
									219	H Weber St.	86 62	
									228	H San Diego	54 51	
									229	A Pacific	60 56	
									232	H Portland St.	91 62	
									279	H Sacramento St.	95 88	
									288	N Eastern Mich.	58 57	
									295	A Southern Utah	83 53	
									295	H Southern Utah	74 55	
									305	A Northern Ariz.	69 66	
									305	H Northern Ariz.	75 64	
									310	H Denver	68 48	
									323	A Air Force	71 44	
									330	H Montana	65 46	
LAST 12 Division I GAMES:												
			152	H Idaho St.	58 68		305	H Northern Ariz.	75 64			
			219	H Weber St.	86 62		219	A Weber St.	88 79			
			133	A Eastern Wash.	61 67		152	A Idaho St.	77 62			
			123	A Idaho	71 67		83	H Montana St.	66 58			
			121	H North Dakota	51 57		330	H Montana	65 46			
			295	H Southern Utah	74 55		305	A Northern Ariz.	69 66			

Non-Div I Games: Colo. Christian 90 47

Northern Colo.

Non-Conference 1111				Through Games Of Feb. 10, 1917						
Average RPI Win:	198	WON-LOST	WINNING	LAST 10	STRENGTH OF	OPP. STRENGTH	TEAM	ADJ.	CONF.	ADJ CONF.
Average RPI Loss:	90	RECORD	PCT. RANK	GAMES	SCHEDULE	OF SCHEDULE	RPI	RPI	RPI	RPI
DIV. I ONLY	18- 7	60	7- 3	142	132	82	82	10	10	
DIV. I NON-CONF.	7- 4	114	0- 0	239	191	122	122	11	11	

TOTALS	RPI 1-25		RPI 26-50		W-L RECORDS		RPI 51-100		RPI 101-150	RPI 150+
18- 7	0- 0		1- 2		OVERALL		4- 3		2- 1	11- 1
9- 3	0- 0		1- 1		HOME		1- 0		1- 1	6- 1
9- 3	0- 0		0- 1		AWAY		3- 1		1- 0	5- 0
0- 1	0- 0		0- 0		NEUTRAL		0- 1		0- 0	0- 0
7- 4	0- 0		0- 1		NON-CONFERENCE		0- 3		1- 0	6- 0
4- 0	0- 0		0- 0		HOME		0- 0		1- 0	3- 0
3- 3	0- 0		0- 1		AWAY		0- 2		0- 0	3- 0
0- 1	0- 0		0- 0		NEUTRAL		0- 1		0- 0	0- 0
11- 3	0- 0		1- 1		CONFERENCE		4- 0		1- 1	5- 1
5- 3	0- 0		1- 1		HOME		1- 0		0- 1	3- 1
6- 0	0- 0		0- 0		AWAY		3- 0		1- 0	2- 0
0- 0	0- 0		0- 0		NEUTRAL		0- 0		0- 0	0- 0

RPI 1-25				RPI 26-50				RPI 51-100				RPI 101+			
RPI	S	Opponent	Score	RPI	S	Opponent	Score	RPI	S	Opponent	Score	RPI	S	Opponent	Score
				36	A	Drake	86 95	62	N	South Dakota	83 97	127	A	Ball St.	101 96
				42	H	Central Mich.	94 109	63	A	Iowa St.	89 97	127	H	Ball St.	84 92
				49	H	Ohio	88 80	80	A	Western Ill.	79 83	147	H	Milwaukee	114 104
								81	A	Buffalo	89 80	175	H	Western Mich.	67 62
								84	A	Toledo	77 73	206	H	SIUE	97 78
								99	A	Kent St.	98 97	212	A	Bradley	81 51
								99	H	Kent St.	93 72	223	H	Akron	55 84
												235	A	Miami (OH)	63 61
												235	H	Miami (OH)	89 76
												259	A	Bowling Green	89 76
												288	H	Eastern Mich.	85 73
												306	H	Illinois St.	108 66
												316	A	Loyola Chicago	90 70
												318	A	UMKC	86 75
												336	H	Chicago St.	94 85
LAST 12 Division I GAMES:															
				127	H	Ball St.	84 92	99	H	Kent St.	93 72				
				235	A	Miami (OH)	63 61	235	H	Miami (OH)	89 76				
				81	A	Buffalo	89 80	223	H	Akron	55 84				
				42	H	Central Mich.	94 109	84	A	Toledo	77 73				
				175	H	Western Mich.	67 62	99	A	Kent St.	98 97				
				127	A	Ball St.	101 96	49	H	Ohio	88 80				

Non-Div I Games:

Northern Ill.

Loss, Non-Conf, S Site, H Home A Away N Neutral

Average RPI Win:	271	WON-LOST	WINNING	LAST 10	STRENGTH OF	OPP. STRENGTH	TEAM	ADJ.	CONF.	ADJ CONF.
Average RPI Loss:	174	RECORD	PCT. RANK	GAMES	SCHEDULE	OF SCHEDULE	RPI	RPI	RPI	RPI
DIV. I ONLY	7- 19	296	3- 7	214	283	294	294	20	20	
DIV. I NON-CONF.	3- 8	262	0- 0	158	302	270	270	21	21	
TOTALS	RPI 1-25	RPI 26-50	W-L RECORDS	RPI 51-100	RPI 101-150	RPI 150+				
7- 19	0- 0	0- 3	OVERALL	0- 0	1- 4	6- 12				
3- 8	0- 0	0- 0	HOME	0- 0	0- 2	3- 6				
2- 10	0- 0	0- 2	AWAY	0- 0	0- 2	2- 4				
2- 1	0- 0	0- 0	NEUTRAL	0- 0	1- 0	1- 1				
3- 8	0- 0	0- 2	NON-CONFERENCE	0- 0	1- 1	2- 5				
1- 3	0- 0	0- 0	HOME	0- 0	0- 1	1- 2				
0- 4	0- 0	0- 2	AWAY	0- 0	0- 0	0- 2				
2- 1	0- 0	0- 0	NEUTRAL	0- 0	1- 0	1- 1				
4- 11	0- 0	0- 1	CONFERENCE	0- 0	0- 3	4- 7				
2- 5	0- 0	0- 0	HOME	0- 0	0- 1	2- 4				
2- 6	0- 0	0- 1	AWAY	0- 0	0- 2	2- 3				
0- 0	0- 0	0- 0	NEUTRAL	0- 0	0- 0	0- 0				

RPI S	Opponent	Score	RPI S	Opponent	Score	RPI S	Opponent	Score	RPI S	Opponent	Score	Team's RPI: 294
33	A Green Bay	39 70	40	A Indiana	49 100	49	A Ohio	41 58	116	H Stetson	45 54	
									122	N Southern Miss.	58 53	
									136	A Wright St.	47 67	
									136	H Wright St.	63 70	
									147	A Milwaukee	44 72	
									159	H Oakland	47 61	
									169	A Detroit Mercy	49 57	
									169	H Detroit Mercy	53 55	
									180	A Cleveland St.	58 77	
									180	H Cleveland St.	54 58	
									194	H ETSU	62 56	
									201	A Indiana St.	38 58	
									232	N Portland St.	54 77	
									235	H Miami (OH)	50 60	
									245	H Murray St.	69 72	
									264	A Tennessee Tech	40 55	
									304	A Valparaiso	70 55	
									304	H Valparaiso	32 41	
									308	A Youngstown St.	73 77	
									308	H Youngstown St.	87 81	
									322	A Ill.-Chicago	58 37	
									322	H Ill.-Chicago	66 49	
									326	N Arkansas St.	83 78	
LAST 12 Division I GAMES:												
180	A Cleveland St.	58 77	159	H Oakland	47 61							
308	A Youngstown St.	73 77	322	A Ill.-Chicago	58 37							
304	H Valparaiso	32 41	304	A Valparaiso	70 55							
322	H Ill.-Chicago	66 49	169	A Detroit Mercy	49 57							
136	A Wright St.	47 67	136	H Wright St.	63 70							
169	H Detroit Mercy	53 55	308	H Youngstown St.	87 81							

Non-Div I Games: Ind.-East

66 46

Northern Ky.

■ Loss,
 ■ Non-Conf,
 ■ S Site,
 ■ Home
 ■ A Away
 N Neutral

Northwestern

Through Games Of Feb. 18, 2017

Average RPI Win:	170	WON-LOST	WINNING	LAST 10	STRENGTH OF	OPP. STRENGTH	TEAM	ADJ.	CONF.	ADJ CONF.
Average RPI Loss:	44	RECORD	PCT. RANK	GAMES	SCHEDULE	OF SCHEDULE	RPI	RPI	RPI	RPI
DIV. I ONLY	17- 9	91	2- 5	76	75	60	60	6	6	
DIV. I NON-CONF.	11- 2	23	0- 0	179	169	49	49	6	6	
TOTALS	RPI 1-25	RPI 26-50	W-L RECORDS	RPI 51-100	RPI 101-150	RPI 150+				
17- 9	0- 2	2- 4	OVERALL	3- 3	2- 0	10- 0				
13- 2	0- 0	2- 1	HOME	3- 1	1- 0	7- 0				
4- 7	0- 2	0- 3	AWAY	0- 2	1- 0	3- 0				
0- 0	0- 0	0- 0	NEUTRAL	0- 0	0- 0	0- 0				
11- 2	0- 1	0- 0	NON-CONFERENCE	2- 1	2- 0	7- 0				
9- 0	0- 0	0- 0	HOME	2- 0	1- 0	6- 0				
2- 2	0- 1	0- 0	AWAY	0- 1	1- 0	1- 0				
0- 0	0- 0	0- 0	NEUTRAL	0- 0	0- 0	0- 0				
6- 7	0- 1	2- 4	CONFERENCE	1- 2	0- 0	3- 0				
4- 2	0- 0	2- 1	HOME	1- 1	0- 0	1- 0				
2- 5	0- 1	0- 3	AWAY	0- 1	0- 0	2- 0				
0- 0	0- 0	0- 0	NEUTRAL	0- 0	0- 0	0- 0				

RPI 1-25				RPI 26-50				RPI 51-100				Team's RPI: 60	RPI 101+			
RPI	S	Opponent	Score	RPI	S	Opponent	Score	RPI	S	Opponent	Score		RPI	S	Opponent	Score
17	A	DePaul	66 89	26	H	Ohio St.	87 94	54	H	Virginia	69 60		147	A	Milwaukee	65 63
20	A	Maryland	65 96	34	A	Michigan	54 80	64	A	Minnesota	61 71		148	H	Oral Roberts	64 55
				40	A	Indiana	38 66	75	H	Penn St.	58 74		155	A	Santa Clara	87 75
				40	H	Indiana	80 67	76	A	Gonzaga	56 67		161	H	Missouri St.	75 52
				44	A	Iowa	59 78	77	H	Florida	73 68		176	H	Hampton	67 48
				47	H	Michigan St.	76 65	98	H	Purdue	76 60		199	A	Nebraska	62 58
													207	H	Wisconsin	63 43
													213	A	Rutgers	55 37
													237	H	UT Martin	82 59
													266	H	Evansville	88 66
													322	H	Ill.-Chicago	88 44
													336	H	Chicago St.	75 42
LAST 12 Division I GAMES:																
64	A	Minnesota	61 71	34	A	Michigan	54 80									
44	A	Iowa	59 78	47	H	Michigan St.	76 65									
40	A	Indiana	38 66	40	H	Indiana	80 67									
75	H	Penn St.	58 74	20	A	Maryland	65 96									
207	H	Wisconsin	63 43	26	H	Ohio St.	87 94									
213	A	Rutgers	55 37	98	H	Purdue	76 60									

Non-Div I Games:

Northwestern

■ Loss,
■ Non-Conf, S Site,
■ Home
■ Away
N Neutral

Average RPI Win:	303	WON-LOST	WINNING	LAST 10	STRENGTH OF	OPP. STRENGTH	TEAM	ADJ.	CONF.	ADJ CONF.
Average RPI Loss:	171	RECORD	PCT. RANK	GAMES	SCHEDULE	OF SCHEDULE	RPI	RPI	RPI	RPI
DIV. I ONLY	8- 13	243	5- 5	314	269	297	297	27	27	
DIV. I NON-CONF.	2- 5	259	0- 0	212	156	288	288	27	27	
TOTALS	RPI 1-25	RPI 26-50	W-L RECORDS	RPI 51-100	RPI 101-150	RPI 150+				
8- 13	0- 2	0- 0	OVERALL	0- 2	1- 4	7- 5				
7- 3	0- 0	0- 0	HOME	0- 1	1- 0	6- 2				
1- 10	0- 2	0- 0	AWAY	0- 1	0- 4	1- 3				
0- 0	0- 0	0- 0	NEUTRAL	0- 0	0- 0	0- 0				
2- 5	0- 2	0- 0	NON-CONFERENCE	0- 0	0- 2	2- 1				
2- 1	0- 0	0- 0	HOME	0- 0	0- 0	2- 1				
0- 4	0- 2	0- 0	AWAY	0- 0	0- 2	0- 0				
0- 0	0- 0	0- 0	NEUTRAL	0- 0	0- 0	0- 0				
6- 8	0- 0	0- 0	CONFERENCE	0- 2	1- 2	5- 4				
5- 2	0- 0	0- 0	HOME	0- 1	1- 0	4- 1				
1- 6	0- 0	0- 0	AWAY	0- 1	0- 2	1- 3				
0- 0	0- 0	0- 0	NEUTRAL	0- 0	0- 0	0- 0				

RPI 1-25				RPI 26-50				RPI 51-100				RPI 101+ Team's RPI: 297			
RPI	S	Opponent	Score	RPI	S	Opponent	Score	RPI	S	Opponent	Score	RPI	S	Opponent	Score
3	A	Mississippi St.	30 106					100	A	Abilene Christian	57 79	110	H	SFA	76 72
7	A	Texas	39 86					100	H	Abilene Christian	74 75	117	A	Central Ark.	43 76
												128	A	Lamar University	60 73
												141	A	Arkansas	36 65
												149	A	Memphis	38 54
												269	A	McNeese	52 68
												269	H	McNeese	63 68
												298	H	Nicholls St.	75 58
												303	A	A&M-Corpus Christi	51 60
												311	H	Mississippi Val.	64 68
												327	A	Southeastern La.	58 69
												327	H	Southeastern La.	89 71
												329	H	La.-Monroe	67 65
												332	A	Incarinate Word	76 74
												341	H	Sam Houston St.	78 51
												342	H	Houston Baptist	75 54
												346	H	Jackson St.	83 65
LAST 12 Division I GAMES:															
100	H	Abilene Christian	74 75	327	A	Southeastern La.	58 69								
327	H	Southeastern La.	89 71	269	A	McNeese	52 68								
100	A	Abilene Christian	57 79	341	H	Sam Houston St.	78 51								
342	H	Houston Baptist	75 54	298	H	Nicholls St.	75 58								
110	H	SFA	76 72	303	A	A&M-Corpus Christi	51 60								
128	A	Lamar University	60 73	332	A	Incarinate Word	76 74								

Non-Div I Games: LeTourneau 80 68 Louisiana Col. 113 65 LSU-Alexandria 97 76 Central Baptist 93 42 Northwestern St.

Non-Conference				Through Games of Feb. 10, 1917						
Average RPI Win:	81	WON-LOST	WINNING	LAST 10	STRENGTH OF	OPP. STRENGTH	TEAM	ADJ.	CONF.	ADJ CONF.
Average RPI Loss:	17	RECORD	PCT. RANK	GAMES	SCHEDULE	OF SCHEDULE	RPI	RPI	RPI	RPI
DIV. I ONLY	24- 3	5	9- 1	3	5	2	2	3	3	
DIV. I NON-CONF.	12- 2	21	0- 1	2	3	2	2	4	4	
<hr/>										
TOTALS	RPI 1-25	RPI 26-50		W-L RECORDS		RPI 51-100	RPI 101-150	RPI 150+		
24- 3	5- 2	4- 1		OVERALL		7- 0	5- 0	3- 0		
12- 1	3- 1	2- 0		HOME		3- 0	3- 0	1- 0		
11- 2	2- 1	2- 1		AWAY		4- 0	2- 0	1- 0		
1- 0	0- 0	0- 0		NEUTRAL		0- 0	0- 0	1- 0		
12- 2	2- 2	4- 0		NON-CONFERENCE		2- 0	2- 0	2- 0		
6- 1	1- 1	2- 0		HOME		0- 0	2- 0	1- 0		
5- 1	1- 1	2- 0		AWAY		2- 0	0- 0	0- 0		
1- 0	0- 0	0- 0		NEUTRAL		0- 0	0- 0	1- 0		
12- 1	3- 0	0- 1		CONFERENCE		5- 0	3- 0	1- 0		
6- 0	2- 0	0- 0		HOME		3- 0	1- 0	0- 0		
6- 1	1- 0	0- 1		AWAY		2- 0	2- 0	1- 0		
0- 0	0- 0	0- 0		NEUTRAL		0- 0	0- 0	0- 0		

RPI	S	Opponent	Score	RPI	S	Opponent	Score	RPI	S	Opponent	Score	RPI	S	Opponent	Score
1	H	UConn	61 72	32	A	North Carolina St.	62 70	51	A	Georgia Tech	55 38	105	A	Clemson	84 80
6	H	Washington	71 60	33	H	Green Bay	71 67	51	H	Georgia Tech	90 69	106	A	North Carolina	77 55
9	H	Duke	62 58	42	H	Central Mich.	107 47	54	H	Virginia	82 74	126	H	Fordham	67 36
13	H	Louisville	85 66	44	A	Iowa	73 58	71	A	Virginia Tech	76 59	135	H	TCU	92 59
17	A	DePaul	75 61	47	A	Michigan St.	79 61	78	H	Wake Forest	92 72	143	H	Pittsburgh	86 54
18	A	Tennessee	69 71					84	A	Toledo	85 68	160	N	Louisiana	91 51
19	A	Miami (FL)	67 55					87	A	Chattanooga	79 58	166	A	Boston College	80 69
												304	H	Valparaiso	114 54
LAST 12 Division I GAMES:															
105	A	Clemson	84 80	106	A	North Carolina	77 55								
51	H	Georgia Tech	90 69	166	A	Boston College	80 69								
13	H	Louisville	85 66	18	A	Tennessee	69 71								
71	A	Virginia Tech	76 59	143	H	Pittsburgh	86 54								
54	H	Virginia	82 74	19	A	Miami (FL)	67 55								
9	H	Duke	62 58	78	H	Wake Forest	92 72								

Non-Div I Games:

Notre Dame

Average RPI Win: 262	WON-LOST	WINNING	LAST 10	STRENGTH OF	OPP. STRENGTH	TEAM	ADJ.	CONF.	ADJ CONF.
Average RPI Loss: 101	RECORD	PCT. RANK	GAMES	SCHEDULE	OF SCHEDULE	RPI	RPI	RPI	RPI
DIV. I ONLY	13- 11	146	6- 4	179	216	159	159	20	20
DIV. I NON-CONF.	4- 5	198	0- 0	236	112	187	187	21	21
TOTALS	RPI 1-25	RPI 26-50	W-L RECORDS	RPI 51-100	RPI 101-150	RPI 150+			
13- 11	0- 0	1- 5	OVERALL	0- 0	2- 3	10- 3			
7- 4	0- 0	1- 0	HOME	0- 0	1- 2	5- 2			
6- 7	0- 0	0- 5	AWAY	0- 0	1- 1	5- 1			
0- 0	0- 0	0- 0	NEUTRAL	0- 0	0- 0	0- 0			
4- 5	0- 0	0- 4	NON-CONFERENCE	0- 0	0- 1	4- 0			
2- 1	0- 0	0- 0	HOME	0- 0	0- 1	2- 0			
2- 4	0- 0	0- 4	AWAY	0- 0	0- 0	2- 0			
0- 0	0- 0	0- 0	NEUTRAL	0- 0	0- 0	0- 0			
9- 6	0- 0	1- 1	CONFERENCE	0- 0	2- 2	6- 3			
5- 3	0- 0	1- 0	HOME	0- 0	1- 1	3- 2			
4- 3	0- 0	0- 1	AWAY	0- 0	1- 1	3- 1			
0- 0	0- 0	0- 0	NEUTRAL	0- 0	0- 0	0- 0			

RPI 1-25				RPI 26-50				RPI 51-100				RPI 101+ Team's RPI: 159			
RPI	S	Opponent	Score	RPI	S	Opponent	Score	RPI	S	Opponent	Score	RPI	S	Opponent	Score
				33	A	Green Bay	47 89					127	H	Ball St.	59 66
				33	H	Green Bay	74 71					136	A	Wright St.	66 84
				34	A	Michigan	63 101					136	H	Wright St.	61 73
				40	A	Indiana	59 84					147	A	Milwaukee	75 73
				42	A	Central Mich.	67 70					147	H	Milwaukee	77 63
				47	A	Michigan St.	74 81					169	A	Detroit Mercy	61 71
												169	H	Detroit Mercy	71 80
												180	H	Cleveland St.	62 74
												281	H	Vermont	79 55
												289	H	North Dakota St.	95 66
												294	A	Northern Ky.	61 47
												304	A	Valparaiso	98 60
												304	H	Valparaiso	104 63
												308	H	Youngstown St.	80 54
												321	A	Fort Wayne	82 61
												322	A	Ill.-Chicago	78 50
												322	H	Ill.-Chicago	81 58
												336	A	Chicago St.	80 60
LAST 12 Division I GAMES:															
				322	A	Ill.-Chicago	78 50					294	A	Northern Ky.	61 47
				304	A	Valparaiso	98 60					308	H	Youngstown St.	80 54
				169	A	Detroit Mercy	61 71					180	H	Cleveland St.	62 74
				147	H	Milwaukee	77 63					136	H	Wright St.	61 73
				33	H	Green Bay	74 71					33	A	Green Bay	47 89
				136	A	Wright St.	66 84					147	A	Milwaukee	75 73

Non-Div I Games: Concordia (MI) 99 32 Marygrove 126 31

Oakland

■ Loss,
 ■ Non-Conf,
 ■ S Site,
 ■ Home
 ■ A Away
 N Neutral

Average RPI Win:	183	WON-LOST	WINNING	LAST 10	STRENGTH OF	OPP. STRENGTH	TEAM	ADJ.	CONF.	ADJ CONF.
Average RPI Loss:	97	RECORD	PCT. RANK	GAMES	SCHEDULE	OF SCHEDULE	RPI	RPI	RPI	RPI
DIV. I ONLY	18- 7	60	6- 4	95	129	49	49	10	10	
DIV. I NON-CONF.	9- 2	37	0- 0	186	199	56	56	11	11	
TOTALS	RPI 1-25	RPI 26-50	W-L RECORDS	RPI 51-100	RPI 101-150	RPI 150+				
18- 7	0- 0	0- 3	OVERALL	5- 3	2- 0	11- 1				
10- 2	0- 0	0- 1	HOME	2- 1	1- 0	7- 0				
8- 5	0- 0	0- 2	AWAY	3- 2	1- 0	4- 1				
0- 0	0- 0	0- 0	NEUTRAL	0- 0	0- 0	0- 0				
9- 2	0- 0	0- 1	NON-CONFERENCE	2- 0	1- 0	6- 1				
6- 0	0- 0	0- 0	HOME	0- 0	1- 0	5- 0				
3- 2	0- 0	0- 1	AWAY	2- 0	0- 0	1- 1				
0- 0	0- 0	0- 0	NEUTRAL	0- 0	0- 0	0- 0				
9- 5	0- 0	0- 2	CONFERENCE	3- 3	1- 0	5- 0				
4- 2	0- 0	0- 1	HOME	2- 1	0- 0	2- 0				
5- 3	0- 0	0- 1	AWAY	1- 2	1- 0	3- 0				
0- 0	0- 0	0- 0	NEUTRAL	0- 0	0- 0	0- 0				

RPI 1-25				RPI 26-50				Team's RPI: 49		RPI 51-100				RPI 101+			
RPI	S	Opponent	Score	RPI	S	Opponent	Score	RPI	S	Opponent	Score	RPI	S	Opponent	Score		
				34	A	Michigan	46 69	66	A	IUPUI	71 65	127	A	Ball St.	72 68		
				42	A	Central Mich.	59 64	79	A	Middle Tenn.	73 52	132	H	Duquesne	64 46		
				42	H	Central Mich.	64 70	81	H	Buffalo	83 55	175	H	Western Mich.	80 67		
								82	A	Northern Ill.	80 88	189	H	Illinois	80 68		
								84	A	Toledo	64 55	217	H	Binghamton	63 55		
								84	H	Toledo	61 55	223	A	Akron	85 69		
								99	A	Kent St.	77 83	235	A	Miami (OH)	79 62		
								99	H	Kent St.	65 68	237	H	UT Martin	72 55		
												245	H	Murray St.	79 70		
												259	A	Bowling Green	69 58		
												270	A	High Point	76 48		
												280	A	N.C. A&T	57 63		
												288	H	Eastern Mich.	68 51		
												294	H	Northern Ky.	58 41		
LAST 12 Division I GAMES:																	
				99	A	Kent St.	77 83	175	H	Western Mich.	80 67						
				42	H	Central Mich.	64 70	288	H	Eastern Mich.	68 51						
				127	A	Ball St.	72 68	84	A	Toledo	64 55						
				84	H	Toledo	61 55	99	H	Kent St.	65 68						
				42	A	Central Mich.	59 64	223	A	Akron	85 69						
				235	A	Miami (OH)	79 62	82	A	Northern Ill.	80 88						

Non-Div I Games:

Ohio

■ Loss,
 ■ Non-Conf,
 ■ S Site,
 ■ Home
 ■ A Away
 N Neutral

Average RPI Win: 149		WON-LOST	WINNING	LAST 10	STRENGTH OF	OPP. STRENGTH	TEAM	ADJ.	CONF.	ADJ CONF.
Average RPI Loss: 16		RECORD	PCT. RANK	GAMES	SCHEDULE	OF SCHEDULE	RPI	RPI	RPI	RPI
DIV. I ONLY		23- 5	15	9- 1	71	45	26	26	6	6
DIV. I NON-CONF.		10- 4	80	0- 0	48	63	67	67	6	6
<hr/>										
TOTALS	RPI 1-25		RPI 26-50		W-L RECORDS		RPI 51-100		RPI 101-150	RPI 150+
23- 5	0- 4		4- 1		OVERALL		6- 0		2- 0	11- 0
15- 2	0- 2		2- 0		HOME		2- 0		2- 0	9- 0
6- 2	0- 1		1- 1		AWAY		3- 0		0- 0	2- 0
2- 1	0- 1		1- 0		NEUTRAL		1- 0		0- 0	0- 0
10- 4	0- 4		1- 0		NON-CONFERENCE		1- 0		2- 0	6- 0
8- 2	0- 2		0- 0		HOME		0- 0		2- 0	6- 0
0- 1	0- 1		0- 0		AWAY		0- 0		0- 0	0- 0
2- 1	0- 1		1- 0		NEUTRAL		1- 0		0- 0	0- 0
13- 1	0- 0		3- 1		CONFERENCE		5- 0		0- 0	5- 0
7- 0	0- 0		2- 0		HOME		2- 0		0- 0	3- 0
6- 1	0- 0		1- 1		AWAY		3- 0		0- 0	2- 0
0- 0	0- 0		0- 0		NEUTRAL		0- 0		0- 0	0- 0

RPI 1-25				RPI 26-50				Team's RPI: 26	RPI 51-100				RPI 101+			
RPI	S	Opponent	Score	RPI	S	Opponent	Score		RPI	S	Opponent	Score	RPI	S	Opponent	Score
1	A	UConn	63 82	30	N	Syracuse	77 72		60	A	Northwestern	94 87	132	H	Duquesne	89 69
4	H	South Carolina	80 92	34	H	Michigan	96 87		64	A	Minnesota	88 76	138	H	Cincinnati	80 38
8	N	Baylor	68 85	40	A	Indiana	92 82		64	H	Minnesota	87 62	180	H	Cleveland St.	96 78
19	H	Miami (FL)	89 94	44	H	Iowa	88 81		75	H	Penn St.	87 72	189	H	Illinois	88 64
				47	A	Michigan St.	75 94		96	N	FGCU	79 66	199	A	Nebraska	87 69
									98	A	Purdue	61 56	199	H	Nebraska	95 75
													207	A	Wisconsin	96 68
													207	H	Wisconsin	70 61
													208	H	Alabama St.	118 61
													233	H	Southern U.	108 73
													262	H	Canisius	89 56
													333	H	Winthrop	88 48
													337	H	LIU Brooklyn	113 54
LAST 12 Division I GAMES:																
199	A	Nebraska	87 69	189	H	Illinois	88 64									
44	H	Iowa	88 81	207	H	Wisconsin	70 61									
207	A	Wisconsin	96 68	98	A	Purdue	61 56									
75	H	Penn St.	87 72	47	A	Michigan St.	75 94									
199	H	Nebraska	95 75	34	H	Michigan	96 87									
64	A	Minnesota	88 76	60	A	Northwestern	94 87									

Non-Div I Games:

Ohio St.

■ Loss,
 ■ Non-Conf, S Site,
 ■ Home
 ■ Away
 N Neutral

Average RPI Win:	106	WON-LOST	WINNING	LAST 10	STRENGTH OF	OPP. STRENGTH	TEAM	ADJ.	CONF.	ADJ CONF.
Average RPI Loss:	51	RECORD	PCT. RANK	GAMES	SCHEDULE	OF SCHEDULE	RPI	RPI	RPI	RPI
DIV. I ONLY	21- 6	31	8- 2	35	14	14	14	4	4	
DIV. I NON-CONF.	9- 3	63	0- 0	55	75	47	47	3	3	
TOTALS	RPI 1-25	RPI 26-50	W-L RECORDS	RPI 51-100	RPI 101-150	RPI 150+				
21- 6	2- 3	2- 0	OVERALL	9- 2	1- 1	7- 0				
14- 1	2- 0	2- 0	HOME	5- 0	1- 1	4- 0				
5- 4	0- 3	0- 0	AWAY	4- 1	0- 0	1- 0				
2- 1	0- 0	0- 0	NEUTRAL	0- 1	0- 0	2- 0				
9- 3	0- 1	2- 0	NON-CONFERENCE	2- 1	0- 1	5- 0				
6- 1	0- 0	2- 0	HOME	1- 0	0- 1	3- 0				
1- 1	0- 1	0- 0	AWAY	1- 0	0- 0	0- 0				
2- 1	0- 0	0- 0	NEUTRAL	0- 1	0- 0	2- 0				
12- 3	2- 2	0- 0	CONFERENCE	7- 1	1- 0	2- 0				
8- 0	2- 0	0- 0	HOME	4- 0	1- 0	1- 0				
4- 3	0- 2	0- 0	AWAY	3- 1	0- 0	1- 0				
0- 0	0- 0	0- 0	NEUTRAL	0- 0	0- 0	0- 0				

RPI	S	Opponent	Score	RPI	S	Opponent	Score	RPI	S	Opponent	Score	RPI	S	Opponent	Score
7	A	Texas	68 86	37	H	South Dakota St.	74 60	53	H	Colorado St.	70 55	135	H	TCU	87 72
7	H	Texas	74 73	48	H	Little Rock	68 58	55	A	West Virginia	73 83	148	H	Oral Roberts	67 74
8	A	Baylor	58 92					55	H	West Virginia	90 87	154	A	Kansas	84 54
15	A	Kentucky	68 82					63	A	Iowa St.	67 57	154	H	Kansas	89 52
21	H	Kansas St.	85 80					63	H	Iowa St.	78 63	157	H	Tulsa	85 68
								69	A	Oklahoma St.	66 60	181	N	Xavier	81 69
								69	H	Oklahoma St.	68 62	190	H	Southern Ill.	80 48
								74	N	California	74 82	232	N	Portland St.	74 60
								91	A	BYU	68 61	251	H	UTRGV	92 59
								97	A	Texas Tech	64 56				
								97	H	Texas Tech	66 45				
LAST 12 Division I GAMES:															
7	H	Texas	74 73	63	H	Iowa St.	78 63								
97	A	Texas Tech	64 56	69	H	Oklahoma St.	68 62								
55	H	West Virginia	90 87	7	A	Texas	68 86								
69	A	Oklahoma St.	66 60	97	H	Texas Tech	66 45								
154	H	Kansas	89 52	63	A	Iowa St.	67 57								
8	A	Baylor	58 92	55	A	West Virginia	73 83								

Non-Div I Games:

Oklahoma

■ Loss,
■ Non-Conf,
■ S Site,
■ H Home
■ A Away
N Neutral

Average RPI Win:	158	WON-LOST	WINNING	LAST 10	STRENGTH OF	OPP. STRENGTH	TEAM	ADJ.	CONF.	ADJ CONF.
Average RPI Loss:	34	RECORD	PCT. RANK	GAMES	SCHEDULE	OF SCHEDULE	RPI	RPI	RPI	RPI
DIV. I ONLY	14- 12	150	2- 8	33	30	69	69	4	4	
DIV. I NON-CONF.	10- 1	15	0- 0	90	173	22	22	3	3	
TOTALS	RPI 1-25	RPI 26-50	W-L RECORDS	RPI 51-100	RPI 101-150	RPI 150+				
14- 12	0- 9	0- 0	OVERALL	4- 2	3- 0	7- 1				
10- 4	0- 4	0- 0	HOME	3- 0	1- 0	6- 0				
2- 7	0- 4	0- 0	AWAY	1- 2	1- 0	0- 1				
2- 1	0- 1	0- 0	NEUTRAL	0- 0	1- 0	1- 0				
10- 1	0- 1	0- 0	NON-CONFERENCE	3- 0	1- 0	6- 0				
7- 0	0- 0	0- 0	HOME	2- 0	0- 0	5- 0				
1- 0	0- 0	0- 0	AWAY	1- 0	0- 0	0- 0				
2- 1	0- 1	0- 0	NEUTRAL	0- 0	1- 0	1- 0				
4- 11	0- 8	0- 0	CONFERENCE	1- 2	2- 0	1- 1				
3- 4	0- 4	0- 0	HOME	1- 0	1- 0	1- 0				
1- 7	0- 4	0- 0	AWAY	0- 2	1- 0	0- 1				
0- 0	0- 0	0- 0	NEUTRAL	0- 0	0- 0	0- 0				

RPI 1-25				RPI 26-50				RPI 51-100 Team's RPI: 69				RPI 101+			
RPI	S	Opponent	Score	RPI	S	Opponent	Score	RPI	S	Opponent	Score	RPI	S	Opponent	Score
5	N	Oregon St.	54 73					55	A	West Virginia	53 79	118	N	Long Beach St.	63 57
7	A	Texas	35 66					63	H	Iowa St.	71 59	135	A	TCU	82 67
7	H	Texas	71 85					65	H	UNI	81 57	135	H	TCU	88 70
8	A	Baylor	67 89					89	H	Georgia	71 51	154	A	Kansas	49 67
8	H	Baylor	50 86					94	A	Washington St.	79 72	154	H	Kansas	74 70
14	A	Oklahoma	62 68					97	A	Texas Tech	65 70	155	N	Santa Clara	67 53
14	H	Oklahoma	60 66									167	H	Rice	65 51
21	A	Kansas St.	69 74									198	H	Loyola Marymount	66 58
21	H	Kansas St.	43 63									251	H	UTRGV	86 53
												265	H	Tennessee St.	86 48
												326	H	Arkansas St.	76 34
LAST 12 Division I GAMES:															
8	A	Baylor	67 89	21	A	Kansas St.	69 74								
135	H	TCU	88 70	154	H	Kansas	74 70								
55	A	West Virginia	53 79	14	A	Oklahoma	62 68								
154	A	Kansas	49 67	21	H	Kansas St.	43 63								
14	H	Oklahoma	60 66	7	A	Texas	35 66								
7	H	Texas	71 85	8	H	Baylor	50 86								

Non-Div I Games:

Oklahoma St.

■ Loss,
 ■ Non-Conf,
 ■ S Site,
 ■ H Home
 ■ A Away
 N Neutral

Average RPI Win:	222	WON-LOST	WINNING	LAST 10	STRENGTH OF	OPP. STRENGTH	TEAM	ADJ.	CONF.	ADJ CONF.
Average RPI Loss:	91	RECORD	PCT. RANK	GAMES	SCHEDULE	OF SCHEDULE	RPI	RPI	RPI	RPI
DIV. I ONLY	13- 11	146	6- 4	75	175	131	131	14	14	
DIV. I NON-CONF.	5- 6	186	0- 0	66	183	170	170	16	16	
TOTALS	RPI 1-25	RPI 26-50	W-L RECORDS	RPI 51-100	RPI 101-150	RPI 150+				
13- 11	0- 2	0- 1	OVERALL	0- 3	1- 2	12- 3				
9- 4	0- 0	0- 0	HOME	0- 2	1- 1	8- 1				
4- 5	0- 2	0- 0	AWAY	0- 0	0- 1	4- 2				
0- 2	0- 0	0- 1	NEUTRAL	0- 1	0- 0	0- 0				
5- 6	0- 2	0- 1	NON-CONFERENCE	0- 1	1- 0	4- 2				
5- 1	0- 0	0- 0	HOME	0- 0	1- 0	4- 1				
0- 3	0- 2	0- 0	AWAY	0- 0	0- 0	0- 1				
0- 2	0- 0	0- 1	NEUTRAL	0- 1	0- 0	0- 0				
8- 5	0- 0	0- 0	CONFERENCE	0- 2	0- 2	8- 1				
4- 3	0- 0	0- 0	HOME	0- 2	0- 1	4- 0				
4- 2	0- 0	0- 0	AWAY	0- 0	0- 1	4- 1				
0- 0	0- 0	0- 0	NEUTRAL	0- 0	0- 0	0- 0				

RPI 1-25				RPI 26-50				RPI 51-100				RPI 101+ Team's RPI: 131			
RPI	S	Opponent	Score	RPI	S	Opponent	Score	RPI	S	Opponent	Score	RPI	S	Opponent	Score
9	A	Duke	64 92	30	N	Syracuse	66 92	52	N	Dayton	69 77	102	H	Charlotte	75 86
19	A	Miami (FL)	56 66					56	H	Western Ky.	62 67	122	A	Southern Miss.	69 84
								79	H	Middle Tenn.	63 80	137	H	VCU	70 60
												151	H	William & Mary	58 69
												158	A	Louisiana Tech	69 64
												167	A	Rice	59 47
												167	H	Rice	81 66
												176	H	Hampton	61 58
												183	H	UAB	73 61
												187	A	North Texas	55 65
												187	H	North Texas	62 47
												194	A	ETSU	60 70
												236	H	Dartmouth	82 56
												252	H	Marshall	73 69
												273	H	Norfolk St.	65 54
												283	A	FIU	86 64
												328	A	Fla. Atlantic	93 73
												343	H	N.C. Central	83 52
LAST 12 Division I GAMES:															
183	H	UAB	73 61	102	H	Charlotte	75 86								
79	H	Middle Tenn.	63 80	158	A	Louisiana Tech	69 64								
328	A	Fla. Atlantic	93 73	122	A	Southern Miss.	69 84								
283	A	FIU	86 64	56	H	Western Ky.	62 67								
187	H	North Texas	62 47	252	H	Marshall	73 69								
167	H	Rice	81 66	187	A	North Texas	55 65								

Non-Div I Games:

Old Dominion

■ Loss,
 ■ Non-Conf,
 ■ S Site,
 ■ H Home
 ■ A Away
 N Neutral

Average RPI Win:	196	WON-LOST	WINNING	LAST 10	STRENGTH OF	OPP. STRENGTH	TEAM	ADJ.	CONF.	ADJ CONF.
Average RPI Loss:	49	RECORD	PCT. RANK	GAMES	SCHEDULE	OF SCHEDULE	RPI	RPI	RPI	RPI
DIV. I ONLY	16- 10	108	4- 6	108	62	109	109	2	2	
DIV. I NON-CONF.	11- 2	23	0- 0	327	241	123	123	2	2	
TOTALS	RPI 1-25	RPI 26-50	W-L RECORDS	RPI 51-100	RPI 101-150	RPI 150+				
16- 10	1- 5	2- 1	OVERALL	2- 2	2- 2	9- 0				
14- 3	1- 2	2- 0	HOME	1- 0	2- 1	8- 0				
1- 7	0- 3	0- 1	AWAY	1- 2	0- 1	0- 0				
1- 0	0- 0	0- 0	NEUTRAL	0- 0	0- 0	1- 0				
11- 2	0- 0	1- 0	NON-CONFERENCE	0- 2	1- 0	9- 0				
10- 0	0- 0	1- 0	HOME	0- 0	1- 0	8- 0				
0- 2	0- 0	0- 0	AWAY	0- 2	0- 0	0- 0				
1- 0	0- 0	0- 0	NEUTRAL	0- 0	0- 0	1- 0				
5- 8	1- 5	1- 1	CONFERENCE	2- 0	1- 2	0- 0				
4- 3	1- 2	1- 0	HOME	1- 0	1- 1	0- 0				
1- 5	0- 3	0- 1	AWAY	1- 0	0- 1	0- 0				
0- 0	0- 0	0- 0	NEUTRAL	0- 0	0- 0	0- 0				

RPI 1-25				RPI 26-50				RPI 51-100				RPI 101+ Team's RPI: 109			
RPI	S	Opponent	Score	RPI	S	Opponent	Score	RPI	S	Opponent	Score	RPI	S	Opponent	Score
3	A	Mississippi St.	62 73	27	H	Oregon	83 67	55	A	West Virginia	61 66	129	A	Alabama	80 90
3	H	Mississippi St.	44 66	38	A	Auburn	60 83	77	A	Florida	84 75	129	H	Alabama	57 65
4	A	South Carolina	46 65	38	H	Auburn	63 59	85	A	UNLV	57 64	137	H	VCU	77 57
15	A	Kentucky	57 89					89	H	Georgia	69 62	141	H	Arkansas	73 64
18	H	Tennessee	67 62									207	N	Wisconsin	69 44
25	H	LSU	51 62									249	H	Jacksonville St.	68 50
												270	H	High Point	73 62
												272	H	Austin Peay	66 38
												290	H	Lipscomb	76 49
												311	H	Mississippi Val.	67 30
												327	H	Southeastern La.	81 31
												329	H	La.-Monroe	97 40
												346	H	Jackson St.	89 41
LAST 12 Division I GAMES:															
38	H	Auburn	63 59	129	H	Alabama	57 65								
3	H	Mississippi St.	44 66	4	A	South Carolina	46 65								
25	H	LSU	51 62	3	A	Mississippi St.	62 73								
77	A	Florida	84 75	18	H	Tennessee	67 62								
89	H	Georgia	69 62	38	A	Auburn	60 83								
15	A	Kentucky	57 89	129	A	Alabama	80 90								

Non-Div I Games:

Ole Miss

■ Loss,
 ■ Non-Conf,
 ■ S Site,
 ■ H Home
 ■ A Away
 N Neutral

Average RPI Win:	225	WON-LOST	WINNING	LAST 10	STRENGTH OF	OPP. STRENGTH	TEAM	ADJ.	CONF.	ADJ CONF.
Average RPI Loss:	98	RECORD	PCT. RANK	GAMES	SCHEDULE	OF SCHEDULE	RPI	RPI	RPI	RPI
DIV. I ONLY	11- 14	208	4- 4	111	150	150	150	11	11	
DIV. I NON-CONF.	5- 6	186	1- 1	166	179	154	154	9	9	
TOTALS	RPI 1-25	RPI 26-50	W-L RECORDS	RPI 51-100	RPI 101-150	RPI 150+				
11- 14	0- 2	1- 1	OVERALL	1- 7	1- 2	8- 2				
5- 4	0- 1	1- 0	HOME	1- 2	0- 1	3- 0				
5- 10	0- 1	0- 1	AWAY	0- 5	1- 1	4- 2				
1- 0	0- 0	0- 0	NEUTRAL	0- 0	0- 0	1- 0				
5- 6	0- 2	0- 0	NON-CONFERENCE	0- 2	0- 1	5- 1				
2- 1	0- 1	0- 0	HOME	0- 0	0- 0	2- 0				
2- 5	0- 1	0- 0	AWAY	0- 2	0- 1	2- 1				
1- 0	0- 0	0- 0	NEUTRAL	0- 0	0- 0	1- 0				
6- 8	0- 0	1- 1	CONFERENCE	1- 5	1- 1	3- 1				
3- 3	0- 0	1- 0	HOME	1- 2	0- 1	1- 0				
3- 5	0- 0	0- 1	AWAY	0- 3	1- 0	2- 1				
0- 0	0- 0	0- 0	NEUTRAL	0- 0	0- 0	0- 0				

RPI 1-25				RPI 26-50				RPI 51-100				RPI 101+ Team's RPI: 150			
RPI	S	Opponent	Score	RPI	S	Opponent	Score	RPI	S	Opponent	Score	RPI	S	Opponent	Score
21	H	Kansas St.	57 70	37	A	South Dakota St.	64 76	53	A	Colorado St.	42 69	114	A	UCF	41 81
22	A	Creighton	45 82	37	H	South Dakota St.	83 82	62	A	South Dakota	56 91	148	A	Oral Roberts	64 49
								62	H	South Dakota	52 60	148	H	Oral Roberts	65 67
								66	A	IUPUI	47 79	187	N	North Texas	85 57
								66	H	IUPUI	64 44	199	A	Nebraska	58 66
								80	A	Western Ill.	63 80	201	H	Indiana St.	72 45
								80	H	Western Ill.	74 78	260	H	Wofford	89 64
								100	A	Abilene Christian	66 73	289	A	North Dakota St.	80 60
												310	A	Denver	82 73
												318	A	UMKC	80 57
												321	A	Fort Wayne	62 65
												321	H	Fort Wayne	63 49
												339	A	Florida A&M	70 50
LAST 12 Division I GAMES:															
187	N	North Texas	85 57	66	A	IUPUI	47 79								
100	A	Abilene Christian	66 73	37	H	South Dakota St.	83 82								
62	A	South Dakota	56 91	321	A	Fort Wayne	62 65								
321	H	Fort Wayne	63 49	310	A	Denver	82 73								
148	A	Oral Roberts	64 49	289	A	North Dakota St.	80 60								
80	A	Western Ill.	63 80	62	H	South Dakota	52 60								

Non-Div I Games: Lincoln (MO) 98 49 York (NE) 106 37

Omaha

Loss, Non-Conf, S Site, H Home A Away N Neutral

Oral Roberts

Through Games Of Feb. 18, 2017

Average RPI Win:	200	WON-LOST	WINNING	LAST 10	STRENGTH OF	OPP. STRENGTH	TEAM	ADJ.	CONF.	ADJ CONF.
Average RPI Loss:	87	RECORD	PCT. RANK	GAMES	SCHEDULE	OF SCHEDULE	RPI	RPI	RPI	RPI
DIV. I ONLY	11- 14	208	3- 7	116	92	148	148	11	11	
DIV. I NON-CONF.	6- 5	148	0- 0	168	12	86	86	9	9	
TOTALS	RPI 1-25	RPI 26-50	W-L RECORDS	RPI 51-100	RPI 101-150	RPI 150+				
11- 14	1- 0	0- 5	OVERALL	1- 6	2- 1	7- 2				
5- 5	0- 0	0- 1	HOME	1- 2	0- 1	4- 1				
6- 9	1- 0	0- 4	AWAY	0- 4	2- 0	3- 1				
0- 0	0- 0	0- 0	NEUTRAL	0- 0	0- 0	0- 0				
6- 5	1- 0	0- 3	NON-CONFERENCE	0- 1	1- 0	4- 1				
3- 0	0- 0	0- 0	HOME	0- 0	0- 0	3- 0				
3- 5	1- 0	0- 3	AWAY	0- 1	1- 0	1- 1				
0- 0	0- 0	0- 0	NEUTRAL	0- 0	0- 0	0- 0				
5- 9	0- 0	0- 2	CONFERENCE	1- 5	1- 1	3- 1				
2- 5	0- 0	0- 1	HOME	1- 2	0- 1	1- 1				
3- 4	0- 0	0- 1	AWAY	0- 3	1- 0	2- 0				
0- 0	0- 0	0- 0	NEUTRAL	0- 0	0- 0	0- 0				

RPI 1-25				RPI 26-50				RPI 51-100				RPI 101+				Team's RPI: 148	
RPI	S	Opponent	Score	RPI	S	Opponent	Score	RPI	S	Opponent	Score	RPI	S	Opponent	Score		
14	A	Oklahoma	74 67	28	A	Arizona St.	52 79	60	A	Northwestern	55 64	141	A	Arkansas	70 60		
				37	A	South Dakota St.	35 82	62	A	South Dakota	50 79	150	A	Omaha	67 65		
				37	H	South Dakota St.	57 78	62	H	South Dakota	47 69	150	H	Omaha	49 64		
				44	A	Iowa	76 96	66	A	IUPUI	41 53	154	A	Kansas	56 64		
				48	A	Little Rock	50 56	66	H	IUPUI	54 45	157	H	Tulsa	76 68		
								80	A	Western Ill.	72 76	161	H	Missouri St.	78 56		
								80	H	Western Ill.	62 76	237	H	UT Martin	82 53		
												289	A	North Dakota St.	70 50		
												310	H	Denver	45 47		
												321	A	Fort Wayne	75 59		
												321	H	Fort Wayne	82 56		
												342	A	Houston Baptist	75 65		
LAST 12 Division I GAMES:																	
				62	A	South Dakota	50 79	310	H	Denver	45 47						
				150	H	Omaha	49 64	321	A	Fort Wayne	75 59						
				37	A	South Dakota St.	35 82	66	A	IUPUI	41 53						
				66	H	IUPUI	54 45	37	H	South Dakota St.	57 78						
				80	H	Western Ill.	62 76	62	H	South Dakota	47 69						
				289	A	North Dakota St.	70 50	80	A	Western Ill.	72 76						

Non-Div I Games: Mid-Amer. Christian98 63 Okla. Sci. & Arts 67 35

Oral Roberts

Loss, Non-Conf, S Site, H Home A Away N Neutral

Oregon

Through Games Of Feb. 18, 2017

Average RPI Win:	131	WON-LOST	WINNING	LAST 10	STRENGTH OF	OPP. STRENGTH	TEAM	ADJ.	CONF.	ADJ CONF.
Average RPI Loss:	30	RECORD	PCT. RANK	GAMES	SCHEDULE	OF SCHEDULE	RPI	RPI	RPI	RPI
DIV. I ONLY	18- 9	83	6- 4	29	15	27	27	1	1	
DIV. I NON-CONF.	10- 2	32	0- 0	131	107	42	42	1	1	
TOTALS	RPI 1-25	RPI 26-50	W-L RECORDS	RPI 51-100	RPI 101-150	RPI 150+				
18- 9	1- 6	1- 1	OVERALL	6- 1	4- 1	6- 0				
10- 3	1- 2	1- 0	HOME	3- 1	2- 0	3- 0				
6- 5	0- 3	0- 1	AWAY	3- 0	2- 1	1- 0				
2- 1	0- 1	0- 0	NEUTRAL	0- 0	0- 0	2- 0				
10- 2	0- 1	1- 0	NON-CONFERENCE	0- 0	3- 1	6- 0				
6- 0	0- 0	1- 0	HOME	0- 0	2- 0	3- 0				
2- 1	0- 0	0- 0	AWAY	0- 0	1- 1	1- 0				
2- 1	0- 1	0- 0	NEUTRAL	0- 0	0- 0	2- 0				
8- 7	1- 5	0- 1	CONFERENCE	6- 1	1- 0	0- 0				
4- 3	1- 2	0- 0	HOME	3- 1	0- 0	0- 0				
4- 4	0- 3	0- 1	AWAY	3- 0	1- 0	0- 0				
0- 0	0- 0	0- 0	NEUTRAL	0- 0	0- 0	0- 0				

RPI 1-25				RPI 26-50				Team's RPI: 27				RPI 51-100				RPI 101+			
RPI	S	Opponent	Score	RPI	S	Opponent	Score	RPI	S	Opponent	Score	RPI	S	Opponent	Score	RPI	S	Opponent	Score
3	N	Mississippi St.	63 75	28	A	Arizona St.	63 68	58	A	Southern California	59 53	105	A	Clemson	87 59				
5	A	Oregon St.	60 67	47	H	Michigan St.	88 55	58	H	Southern California	73 50	109	A	Ole Miss	67 83				
5	H	Oregon St.	40 43					70	A	Utah	73 61	111	A	Arizona	79 65				
6	H	Washington	77 99					70	H	Utah	84 66	123	H	Idaho	73 70				
11	A	Stanford	60 81					74	A	California	69 66	128	H	Lamar University	84 67				
12	A	UCLA	63 79					86	H	Colorado	71 66	188	H	UTSA	77 63				
12	H	UCLA	84 75					94	H	Washington St.	59 75	195	N	San Jose St.	91 62				
												232	N	Portland St.	90 46				
												257	H	Portland	81 41				
												263	A	Hawaii	86 49				
												275	H	CSU Bakersfield	77 62				
LAST 12 Division I GAMES:																			
70	A	Utah	73 61	5	H	Oregon St.	40 43												
58	H	Southern California	73 50	70	H	Utah	84 66												
12	H	UCLA	84 75	86	H	Colorado	71 66												
28	A	Arizona St.	63 68	12	A	UCLA	63 79												
111	A	Arizona	79 65	58	A	Southern California	59 53												
5	A	Oregon St.	60 67	74	A	California	69 66												

Non-Div I Games:

Oregon

■ Loss,
 ■ Non-Conf, S Site,
 ■ Home
 ■ Away
 N Neutral

Average RPI Win:	95	WON-LOST	WINNING	LAST 10	STRENGTH OF	OPP. STRENGTH	TEAM	ADJ.	CONF.	ADJ CONF.
Average RPI Loss:	38	RECORD	PCT. RANK	GAMES	SCHEDULE	OF SCHEDULE	RPI	RPI	RPI	RPI
DIV. I ONLY	24- 3	5	9- 1	16	29	5	5	1	1	
DIV. I NON-CONF.	11- 1	12	0- 0	52	176	16	16	1	1	
TOTALS	RPI 1-25	RPI 26-50	W-L RECORDS	RPI 51-100	RPI 101-150	RPI 150+				
24- 3	3- 1	4- 1	OVERALL	9- 1	4- 0	4- 0				
12- 2	2- 0	1- 1	HOME	3- 1	2- 0	4- 0				
7- 1	1- 1	2- 0	AWAY	3- 0	1- 0	0- 0				
5- 0	0- 0	1- 0	NEUTRAL	3- 0	1- 0	0- 0				
11- 1	0- 0	1- 1	NON-CONFERENCE	3- 0	3- 0	4- 0				
6- 1	0- 0	0- 1	HOME	0- 0	2- 0	4- 0				
0- 0	0- 0	0- 0	AWAY	0- 0	0- 0	0- 0				
5- 0	0- 0	1- 0	NEUTRAL	3- 0	1- 0	0- 0				
13- 2	3- 1	3- 0	CONFERENCE	6- 1	1- 0	0- 0				
6- 1	2- 0	1- 0	HOME	3- 1	0- 0	0- 0				
7- 1	1- 1	2- 0	AWAY	3- 0	1- 0	0- 0				
0- 0	0- 0	0- 0	NEUTRAL	0- 0	0- 0	0- 0				

RPI S	Opponent	Score	RPI S	Opponent	Score	RPI S	Opponent	Score	RPI S	Opponent	Score
6	H Washington	73 70	27	A Oregon	43 40	58	A Southern California	74 60	101	H UC Davis	93 52
11	A Stanford	72 69	27	H Oregon	67 60	58	H Southern California	50 70	111	A Arizona	65 57
12	A UCLA	56 66	28	A Arizona St.	54 45	69	N Oklahoma St.	73 54	123	N Idaho	60 49
12	H UCLA	68 61	41	N Quinnipiac	75 60	70	H Utah	70 44	128	H Lamar University	88 56
			45	H Marquette	73 74	74	A California	66 56	152	H Idaho St.	61 38
						85	N UNLV	62 59	246	H Ark.-Pine Bluff	73 40
						86	A Colorado	54 49	257	H Portland	62 45
						86	H Colorado	81 57	295	H Southern Utah	77 38
						91	N BYU	65 56			
						94	H Washington St.	80 58			
LAST 12 Division I GAMES:											
86	A Colorado	54 49	27	A Oregon	43 40						
12	H UCLA	68 61	86	H Colorado	81 57						
58	H Southern California	50 70	70	H Utah	70 44						
111	A Arizona	65 57	58	A Southern California	74 60						
28	A Arizona St.	54 45	12	A UCLA	56 66						
27	H Oregon	67 60	11	A Stanford	72 69						

Non-Div I Games:

Oregon St.

■ Loss,
 ■ Non-Conf, S Site,
 ■ Home
 ■ Away
 N Neutral

Average RPI Win:	212	WON-LOST	WINNING	LAST 10	STRENGTH OF	OPP. STRENGTH	TEAM	ADJ.	CONF.	ADJ CONF.
Average RPI Loss:	136	RECORD	PCT. RANK	GAMES	SCHEDULE	OF SCHEDULE	RPI	RPI	RPI	RPI
DIV. I ONLY	7- 18	289	1- 9	92	177	229	229	15	15	
DIV. I NON-CONF.	2- 7	284	0- 0	22	198	191	191	13	13	
TOTALS	RPI 1-25	RPI 26-50	W-L RECORDS	RPI 51-100	RPI 101-150	RPI 150+				
7- 18	0- 1	0- 1	OVERALL	1- 4	1- 6	5- 6				
4- 10	0- 0	0- 1	HOME	0- 3	1- 3	3- 3				
3- 8	0- 1	0- 0	AWAY	1- 1	0- 3	2- 3				
0- 0	0- 0	0- 0	NEUTRAL	0- 0	0- 0	0- 0				
2- 7	0- 1	0- 1	NON-CONFERENCE	0- 1	0- 3	2- 1				
1- 5	0- 0	0- 1	HOME	0- 1	0- 2	1- 1				
1- 2	0- 1	0- 0	AWAY	0- 0	0- 1	1- 0				
0- 0	0- 0	0- 0	NEUTRAL	0- 0	0- 0	0- 0				
5- 11	0- 0	0- 0	CONFERENCE	1- 3	1- 3	3- 5				
3- 5	0- 0	0- 0	HOME	0- 2	1- 1	2- 2				
2- 6	0- 0	0- 0	AWAY	1- 1	0- 2	1- 3				
0- 0	0- 0	0- 0	NEUTRAL	0- 0	0- 0	0- 0				

RPI 1-25				RPI 26-50				RPI 51-100				RPI 101+ Team's RPI: 229			
RPI	S	Opponent	Score	RPI	S	Opponent	Score	RPI	S	Opponent	Score	RPI	S	Opponent	Score
12	A	UCLA	55 82	45	H	Marquette	75 89	76	A	Gonzaga	65 63	101	H	UC Davis	87 95
								76	H	Gonzaga	58 74	118	A	Long Beach St.	58 66
								83	H	Montana St.	66 72	124	A	St. Mary's (CA)	74 82
								91	A	BYU	50 68	124	H	St. Mary's (CA)	54 63
								91	H	BYU	55 68	125	H	Northern Colo.	56 60
												145	A	San Francisco	64 67
												145	H	San Francisco	63 60
												155	A	Santa Clara	51 68
												174	H	Fresno St.	67 74
												195	A	San Jose St.	99 96
												198	H	Loyola Marymount	52 65
												228	A	San Diego	71 73
												228	H	San Diego	84 64
												257	A	Portland	84 74
												257	H	Portland	71 78
												275	H	CSU Bakersfield	91 61
												309	A	Pepperdine	58 59
												309	H	Pepperdine	80 79
LAST 12 Division I GAMES:															
				76	H	Gonzaga	58 74	145	A	San Francisco	64 67				
				257	H	Portland	71 78	198	H	Loyola Marymount	52 65				
				155	A	Santa Clara	51 68	91	A	BYU	50 68				
				228	A	San Diego	71 73	124	H	St. Mary's (CA)	54 63				
				309	H	Pepperdine	80 79	145	H	San Francisco	63 60				
				124	A	St. Mary's (CA)	74 82	309	A	Pepperdine	58 59				

Non-Div I Games: UC Merced 111 50 William Jessup 103 65

Pacific

Loss, Non-Conf, S Site, H Home A Away N Neutral

P

P

Non-Div I Games:

Stevens

89 43

■ Loss, ■ Non-Conf, S Site, H Home A Away N Neutral

Average RPI Win:	172	WON-LOST	WINNING	LAST 10	STRENGTH OF	OPP. STRENGTH	TEAM	ADJ.	CONF.	ADJ CONF.
Average RPI Loss:	69	RECORD	PCT. RANK	GAMES	SCHEDULE	OF SCHEDULE	RPI	RPI	RPI	RPI
DIV. I ONLY	18- 8	72	7- 3	159	56	75	75	6	6	
DIV. I NON-CONF.	10- 2	32	0- 0	241	117	78	78	6	6	
TOTALS	RPI 1-25	RPI 26-50	W-L RECORDS	RPI 51-100	RPI 101-150	RPI 150+				
18- 8	1- 1	1- 3	OVERALL	3- 3	2- 0	11- 1				
13- 1	1- 0	1- 1	HOME	2- 0	2- 0	7- 0				
4- 6	0- 1	0- 2	AWAY	1- 2	0- 0	3- 1				
1- 1	0- 0	0- 0	NEUTRAL	0- 1	0- 0	1- 0				
10- 2	1- 0	0- 0	NON-CONFERENCE	0- 2	2- 0	7- 0				
7- 0	1- 0	0- 0	HOME	0- 0	2- 0	4- 0				
2- 1	0- 0	0- 0	AWAY	0- 1	0- 0	2- 0				
1- 1	0- 0	0- 0	NEUTRAL	0- 1	0- 0	1- 0				
8- 6	0- 1	1- 3	CONFERENCE	3- 1	0- 0	4- 1				
6- 1	0- 0	1- 1	HOME	2- 0	0- 0	3- 0				
2- 5	0- 1	0- 2	AWAY	1- 1	0- 0	1- 1				
0- 0	0- 0	0- 0	NEUTRAL	0- 0	0- 0	0- 0				

RPI 1-25				RPI 26-50				RPI 51-100				RPI 101+			
RPI	S	Opponent	Score	RPI	S	Opponent	Score	RPI	S	Opponent	Score	RPI	S	Opponent	Score
18	H	Tennessee	70 56	26	A	Ohio St.	72 87	57	N	Georgetown	54 68	143	H	Pittsburgh	91 62
20	A	Maryland	83 89	40	A	Indiana	66 72	59	A	Drexel	60 83	146	H	Iona	80 67
				40	H	Indiana	70 89	60	A	Northwestern	74 58	166	A	Boston College	60 56
				44	H	Iowa	71 58	64	H	Minnesota	77 66	189	A	Illinois	80 62
								98	A	Purdue	51 64	189	H	Illinois	82 66
								98	H	Purdue	79 73	199	H	Nebraska	86 69
												207	H	Wisconsin	76 46
												210	H	American	70 65
												213	A	Rutgers	45 61
												223	H	Akron	84 71
												247	N	Georgia St.	69 42
												252	H	Marshall	82 80
												312	A	Holy Cross	84 48
												325	H	Saint Peter's	106 50
LAST 12 Division I GAMES:															
189	A	Illinois	80 62	40	A	Indiana	66 72								
98	H	Purdue	79 73	199	H	Nebraska	86 69								
64	H	Minnesota	77 66	207	H	Wisconsin	76 46								
60	A	Northwestern	74 58	20	A	Maryland	83 89								
26	A	Ohio St.	72 87	98	A	Purdue	51 64								
189	H	Illinois	82 66	44	H	Iowa	71 58								

Non-Div I Games:

Penn St.

Pepperdine

Through Games Of Feb. 18, 2017

Average RPI Win: 217	WON-LOST	WINNING	LAST 10	STRENGTH OF	OPP. STRENGTH	TEAM	ADJ.	CONF.	ADJ CONF.
Average RPI Loss: 182	RECORD	PCT. RANK	GAMES	SCHEDULE	OF SCHEDULE	RPI	RPI	RPI	RPI
DIV. I ONLY	7- 20	300	2- 8	227	222	309	309	15	15
DIV. I NON-CONF.	2- 9	293	0- 0	253	335	323	323	13	13
TOTALS	RPI 1-25	RPI 26-50	W-L RECORDS	RPI 51-100	RPI 101-150	RPI 150+			
7- 20	0- 1	0- 0	OVERALL	1- 4	1- 2	5- 13			
5- 9	0- 1	0- 0	HOME	1- 2	1- 2	3- 4			
2- 11	0- 0	0- 0	AWAY	0- 2	0- 0	2- 9			
0- 0	0- 0	0- 0	NEUTRAL	0- 0	0- 0	0- 0			
2- 9	0- 1	0- 0	NON-CONFERENCE	0- 1	0- 1	2- 6			
1- 4	0- 1	0- 0	HOME	0- 1	0- 1	1- 1			
1- 5	0- 0	0- 0	AWAY	0- 0	0- 0	1- 5			
0- 0	0- 0	0- 0	NEUTRAL	0- 0	0- 0	0- 0			
5- 11	0- 0	0- 0	CONFERENCE	1- 3	1- 1	3- 7			
4- 5	0- 0	0- 0	HOME	1- 1	1- 1	2- 3			
1- 6	0- 0	0- 0	AWAY	0- 2	0- 0	1- 4			
0- 0	0- 0	0- 0	NEUTRAL	0- 0	0- 0	0- 0			

RPI 1-25				RPI 26-50				RPI 51-100				RPI 101+ Team's RPI: 309			
RPI	S	Opponent	Score	RPI	S	Opponent	Score	RPI	S	Opponent	Score	RPI	S	Opponent	Score
9	H	Duke	65 99					76	A	Gonzaga	61 83	118	H	Long Beach St.	41 44
								76	H	Gonzaga	79 69	124	H	St. Mary's (CA)	60 81
								85	H	UNLV	61 68	145	H	San Francisco	81 59
								91	A	BYU	49 88	155	A	Santa Clara	40 61
								91	H	BYU	47 73	155	H	Santa Clara	48 69
												162	A	New Mexico St.	66 75
												198	A	Loyola Marymount	60 72
												198	H	Loyola Marymount	78 87
												228	A	San Diego	55 42
												228	H	San Diego	57 40
												229	A	Pacific	79 80
												229	H	Pacific	59 58
												234	A	UC Santa Barbara	57 66
												257	A	Portland	55 75
												257	H	Portland	61 71
												267	A	Cal Poly	52 62
												275	H	CSU Bakersfield	62 57
												287	H	Nevada	60 69
												310	A	Denver	67 75
												331	A	Utah Valley	65 72
												340	A	Cal St. Fullerton	69 58
LAST 12 Division I GAMES:															
198	H	Loyola Marymount	78 87	76	A	Gonzaga	61 83								
155	H	Santa Clara	48 69	257	A	Portland	55 75								
228	H	San Diego	57 40	124	H	St. Mary's (CA)	60 81								
91	A	BYU	49 88	91	H	BYU	47 73								
229	A	Pacific	79 80	155	A	Santa Clara	40 61								
145	H	San Francisco	81 59	229	H	Pacific	59 58								

Non-Div I Games:

Pepperdine

Loss, Non-Conf, S Site, H Home A Away N Neutral

Average RPI Win:	211	WON-LOST	WINNING	LAST 10	STRENGTH OF	OPP. STRENGTH	TEAM	ADJ.	CONF.	ADJ CONF.
Average RPI Loss:	54	RECORD	PCT. RANK	GAMES	SCHEDULE	OF SCHEDULE	RPI	RPI	RPI	RPI
DIV. I ONLY	12- 13	186	3- 7	61	68	143	143	3	3	
DIV. I NON-CONF.	8- 4	97	0- 0	266	259	186	186	4	4	
TOTALS	RPI 1-25	RPI 26-50	W-L RECORDS	RPI 51-100	RPI 101-150	RPI 150+				
12- 13	0- 5	0- 2	OVERALL	2- 3	2- 3	8- 0				
10- 5	0- 2	0- 0	HOME	2- 1	2- 2	6- 0				
0- 8	0- 3	0- 2	AWAY	0- 2	0- 1	0- 0				
2- 0	0- 0	0- 0	NEUTRAL	0- 0	0- 0	2- 0				
8- 4	0- 0	0- 0	NON-CONFERENCE	0- 2	1- 2	7- 0				
6- 2	0- 0	0- 0	HOME	0- 1	1- 1	5- 0				
0- 2	0- 0	0- 0	AWAY	0- 1	0- 1	0- 0				
2- 0	0- 0	0- 0	NEUTRAL	0- 0	0- 0	2- 0				
4- 9	0- 5	0- 2	CONFERENCE	2- 1	1- 1	1- 0				
4- 3	0- 2	0- 0	HOME	2- 0	1- 1	1- 0				
0- 6	0- 3	0- 2	AWAY	0- 1	0- 0	0- 0				
0- 0	0- 0	0- 0	NEUTRAL	0- 0	0- 0	0- 0				

RPI S Opponent	Score	RPI S Opponent	Score	RPI S Opponent	Score	RPI S Opponent	Score	Team's RPI: 143
2 A Notre Dame	54 86	30 A Syracuse	65 93	54 H Virginia	62 54	102 H Charlotte	63 70	
9 A Duke	48 62	32 A North Carolina St.	42 55	71 H Virginia Tech	72 64	105 H Clemson	46 54	
13 A Louisville	52 73			75 A Penn St.	62 91	106 H North Carolina	68 48	
13 H Louisville	48 63			78 A Wake Forest	48 57	119 H Cornell	56 44	
19 H Miami (FL)	50 82			98 H Purdue	61 67	132 A Duquesne	54 63	
						166 H Boston College	56 43	
						258 H Loyola Maryland	74 44	
						269 N McNeese	71 65	
						282 H Bryant	76 60	
						286 H Mt. St. Mary's	89 54	
						300 N UTEP	71 46	
						308 H Youngstown St.	63 50	
						316 H Loyola Chicago	59 35	
LAST 12 Division I GAMES:								
71 H Virginia Tech	72 64	32 A North Carolina St.	42 55					
9 A Duke	48 62	54 H Virginia	62 54					
105 H Clemson	46 54	106 H North Carolina	68 48					
78 A Wake Forest	48 57	2 A Notre Dame	54 86					
30 A Syracuse	65 93	13 A Louisville	52 73					
13 H Louisville	48 63	166 H Boston College	56 43					

Non-Div I Games: Slippery Rock 94 48

Pittsburgh

Average RPI Win:	255	WON-LOST	WINNING	LAST 10	STRENGTH OF	OPP. STRENGTH	TEAM	ADJ.	CONF.	ADJ CONF.
Average RPI Loss:	124	RECORD	PCT. RANK	GAMES	SCHEDULE	OF SCHEDULE	RPI	RPI	RPI	RPI
DIV. I ONLY	5- 21	320	3- 7	86	131	257	257	15	15	
DIV. I NON-CONF.	1- 9	323	0- 0	18	73	223	223	13	13	
TOTALS	RPI 1-25	RPI 26-50	W-L RECORDS	RPI 51-100	RPI 101-150	RPI 150+				
5- 21	0- 2	0- 1	OVERALL	0- 6	0- 5	5- 7				
3- 8	0- 1	0- 0	HOME	0- 3	0- 2	3- 2				
2- 12	0- 1	0- 1	AWAY	0- 2	0- 3	2- 5				
0- 1	0- 0	0- 0	NEUTRAL	0- 1	0- 0	0- 0				
1- 9	0- 2	0- 1	NON-CONFERENCE	0- 3	0- 1	1- 2				
1- 2	0- 1	0- 0	HOME	0- 1	0- 0	1- 0				
0- 6	0- 1	0- 1	AWAY	0- 1	0- 1	0- 2				
0- 1	0- 0	0- 0	NEUTRAL	0- 1	0- 0	0- 0				
4- 12	0- 0	0- 0	CONFERENCE	0- 3	0- 4	4- 5				
2- 6	0- 0	0- 0	HOME	0- 2	0- 2	2- 2				
2- 6	0- 0	0- 0	AWAY	0- 1	0- 2	2- 3				
0- 0	0- 0	0- 0	NEUTRAL	0- 0	0- 0	0- 0				

RPI 1-25				RPI 26-50				RPI 51-100				RPI 101+ Team's RPI: 257			
RPI	S	Opponent	Score	RPI	S	Opponent	Score	RPI	S	Opponent	Score	RPI	S	Opponent	Score
5	A	Oregon St.	45 62	27	A	Oregon	41 81	58	N	Southern California	54 67	101	A	UC Davis	52 66
6	H	Washington	53 83					68	A	Boise St.	60 74	124	A	St. Mary's (CA)	76 92
								76	A	Gonzaga	55 67	124	H	St. Mary's (CA)	65 75
								76	H	Gonzaga	50 85	145	A	San Francisco	71 83
								83	H	Montana St.	66 70	145	H	San Francisco	56 75
								91	H	BYU	38 77	155	A	Santa Clara	56 68
												155	H	Santa Clara	44 56
												198	A	Loyola Marymount	54 69
												198	H	Loyola Marymount	71 56
												219	A	Weber St.	37 76
												228	A	San Diego	40 57
												229	A	Pacific	78 71
												229	H	Pacific	74 84
												232	H	Portland St.	79 68
												287	A	Nevada	59 72
												309	A	Pepperdine	71 61
												309	H	Pepperdine	75 55
LAST 12 Division I GAMES:															
145	A	San Francisco	71 83	228	A	San Diego	40 57								
229	A	Pacific	78 71	309	H	Pepperdine	75 55								
198	H	Loyola Marymount	71 56	76	H	Gonzaga	50 85								
124	H	St. Mary's (CA)	65 75	145	H	San Francisco	56 75								
91	H	BYU	38 77	198	A	Loyola Marymount	54 69								
155	A	Santa Clara	56 68	124	A	St. Mary's (CA)	76 92								

Non-Div I Games: Alas. Anchorage 66 57

Portland

■ Loss,
 ■ Non-Conf,
 ■ S Site,
 ■ H Home
 ■ A Away
 N Neutral

Average RPI Win:	279	WON-LOST	WINNING	LAST 10	STRENGTH OF	OPP. STRENGTH	TEAM	ADJ.	CONF.	ADJ CONF.
Average RPI Loss:	134	RECORD	PCT. RANK	GAMES	SCHEDULE	OF SCHEDULE	RPI	RPI	RPI	RPI
DIV. I ONLY	11- 14	208	4- 6	296	183	232	232	19	19	
DIV. I NON-CONF.	5- 6	186	0- 0	311	116	217	217	18	18	
TOTALS	RPI 1-25	RPI 26-50	W-L RECORDS	RPI 51-100	RPI 101-150	RPI 150+				
11- 14	0- 1	0- 1	OVERALL	1- 2	0- 5	10- 5				
6- 3	0- 0	0- 0	HOME	1- 0	0- 2	5- 1				
3- 9	0- 0	0- 0	AWAY	0- 0	0- 0	3- 1				
2- 2	0- 1	0- 1	NEUTRAL	0- 0	0- 0	2- 0				
5- 6	0- 1	0- 1	NON-CONFERENCE	0- 1	0- 1	5- 2				
2- 0	0- 0	0- 0	HOME	0- 0	0- 0	2- 0				
1- 4	0- 0	0- 0	AWAY	0- 1	0- 1	1- 2				
2- 2	0- 1	0- 1	NEUTRAL	0- 0	0- 0	2- 0				
6- 8	0- 0	0- 0	CONFERENCE	1- 1	0- 4	5- 3				
4- 3	0- 0	0- 0	HOME	1- 0	0- 2	3- 1				
2- 5	0- 0	0- 0	AWAY	0- 1	0- 2	2- 2				
0- 0	0- 0	0- 0	NEUTRAL	0- 0	0- 0	0- 0				

RPI 1-25				RPI 26-50				RPI 51-100				RPI 101+				Team's RPI: 232
RPI	S	Opponent	Score	RPI	S	Opponent	Score	RPI	S	Opponent	Score	RPI	S	Opponent	Score	
14	N	Oklahoma	60 74	27	N	Oregon	46 90	68	A	Boise St.	76 94	111	A	Arizona	52 75	
								83	A	Montana St.	76 83	121	A	North Dakota	61 65	
								83	H	Montana St.	69 65	123	H	Idaho	66 72	
												125	A	Northern Colo.	62 91	
												133	H	Eastern Wash.	62 68	
												152	A	Idaho St.	47 53	
												170	A	CSUN	72 99	
												215	A	Seattle U	79 71	
												219	A	Weber St.	75 85	
												257	A	Portland	68 79	
												276	N	Kennesaw St.	71 61	
												279	A	Sacramento St.	88 86	
												279	H	Sacramento St.	68 77	
												294	N	Northern Ky.	77 54	
												295	H	Southern Utah	81 74	
												305	H	Northern Ariz.	56 55	
												320	H	UC Irvine	79 73	
												330	A	Montana	64 44	
												330	H	Montana	68 45	
												340	H	Cal St. Fullerton	81 73	
LAST 12 Division I GAMES:																
330	H	Montana	68 45	279	H	Sacramento St.	68 77									
83	H	Montana St.	69 65	83	A	Montana St.	76 83									
219	A	Weber St.	75 85	330	A	Montana	64 44									
152	A	Idaho St.	47 53	295	H	Southern Utah	81 74									
133	H	Eastern Wash.	62 68	305	H	Northern Ariz.	56 55									
123	H	Idaho	66 72	279	A	Sacramento St.	88 86									

Non-Div I Games: Pacific Union 93 61

Portland St.

■ Loss,
■ Non-Conf, S Site,
■ Home
■ Away
N Neutral

Average RPI Win:	277	WON-LOST	WINNING	LAST 10	STRENGTH OF	OPP. STRENGTH	TEAM	ADJ.	CONF.	ADJ CONF.
Average RPI Loss:	191	RECORD	PCT. RANK	GAMES	SCHEDULE	OF SCHEDULE	RPI	RPI	RPI	RPI
DIV. I ONLY	9- 16	252	4- 6	277	334	293	293	30	30	
DIV. I NON-CONF.	5- 7	205	0- 0	110	261	168	168	30	30	
TOTALS	RPI 1-25	RPI 26-50	W-L RECORDS	RPI 51-100	RPI 101-150	RPI 150+				
9- 16	0- 2	0- 0	OVERALL	0- 2	0- 1	9- 11				
8- 2	0- 0	0- 0	HOME	0- 0	0- 0	8- 2				
0- 14	0- 0	0- 0	AWAY	0- 0	0- 0	0- 1				
1- 0	0- 0	0- 0	NEUTRAL	0- 0	0- 0	1- 0				
5- 7	0- 2	0- 0	NON-CONFERENCE	0- 2	0- 1	5- 2				
4- 0	0- 0	0- 0	HOME	0- 0	0- 0	4- 0				
0- 7	0- 2	0- 0	AWAY	0- 2	0- 1	0- 2				
1- 0	0- 0	0- 0	NEUTRAL	0- 0	0- 0	1- 0				
4- 9	0- 0	0- 0	CONFERENCE	0- 0	0- 0	4- 9				
4- 2	0- 0	0- 0	HOME	0- 0	0- 0	4- 2				
0- 7	0- 0	0- 0	AWAY	0- 0	0- 0	0- 7				
0- 0	0- 0	0- 0	NEUTRAL	0- 0	0- 0	0- 0				

RPI 1-25				RPI 26-50				RPI 51-100				RPI 101+ Team's RPI: 293			
RPI	S	Opponent	Score	RPI	S	Opponent	Score	RPI	S	Opponent	Score	RPI	S	Opponent	Score
16	A	Texas A&M	62 90					90	A	SMU	54 61	110	A	SFA	64 88
17	A	DePaul	62 94					97	A	Texas Tech	43 85	167	A	Rice	57 68
												172	H	Texas St.	64 60
												204	H	Bethune-Cookman	66 64
												208	H	Alabama St.	61 75
												218	A	Grambling	55 60
												218	H	Grambling	51 49
												220	A	Texas Southern	51 73
												220	H	Texas Southern	62 70
												233	A	Southern U.	72 86
												246	A	Ark.-Pine Bluff	47 64
												251	A	UTRGV	74 82
												252	N	Marshall	78 68
												298	H	Nicholls St.	69 67
												301	A	Alcorn	55 62
												311	A	Mississippi Val.	55 64
												311	H	Mississippi Val.	96 65
												341	H	Sam Houston St.	75 65
												346	A	Jackson St.	60 74
												346	H	Jackson St.	73 63
												349	H	Alabama A&M	71 47
LAST 12 Division I GAMES:															
311	H	Mississippi Val.	96 65	246	A	Ark.-Pine Bluff	47 64	311	A	Mississippi Val.	55 64				
218	A	Grambling	55 60					218	H	Grambling	51 49				
346	A	Jackson St.	60 74					346	H	Jackson St.	73 63				
220	A	Texas Southern	51 73					220	H	Texas Southern	62 70				
208	H	Alabama St.	61 75					301	A	Alcorn	55 62				
349	H	Alabama A&M	71 47												

Non-Div I Games:

Presbyterian

Through Games Of Feb. 18, 2017

Average RPI Win:	272	WON-LOST	WINNING	LAST 10	STRENGTH OF	OPP. STRENGTH	TEAM	ADJ.	CONF.	ADJ CONF.
Average RPI Loss:	165	RECORD	PCT. RANK	GAMES	SCHEDULE	OF SCHEDULE	RPI	RPI	RPI	RPI
DIV. I ONLY	10- 15	226	6- 4	172	317	222	222	28	28	
DIV. I NON-CONF.	2- 9	293	0- 0	89	250	226	226	28	28	
TOTALS	RPI 1-25	RPI 26-50	W-L RECORDS	RPI 51-100	RPI 101-150	RPI 150+				
10- 15	0- 0	0- 1	OVERALL	0- 4	1- 2	9- 8				
5- 5	0- 0	0- 0	HOME	0- 2	1- 0	4- 3				
5- 9	0- 0	0- 1	AWAY	0- 2	0- 2	5- 4				
0- 1	0- 0	0- 0	NEUTRAL	0- 0	0- 0	0- 1				
2- 9	0- 0	0- 1	NON-CONFERENCE	0- 4	0- 1	2- 3				
0- 3	0- 0	0- 0	HOME	0- 2	0- 0	0- 1				
2- 5	0- 0	0- 1	AWAY	0- 2	0- 1	2- 1				
0- 1	0- 0	0- 0	NEUTRAL	0- 0	0- 0	0- 1				
8- 6	0- 0	0- 0	CONFERENCE	0- 0	1- 1	7- 5				
5- 2	0- 0	0- 0	HOME	0- 0	1- 0	4- 2				
3- 4	0- 0	0- 0	AWAY	0- 0	0- 1	3- 3				
0- 0	0- 0	0- 0	NEUTRAL	0- 0	0- 0	0- 0				

RPI 1-25			RPI 26-50			RPI 51-100			RPI 101+			Team's RPI: 222			
RPI	S	Opponent	Score	RPI	S	Opponent	Score	RPI	S	Opponent	Score	RPI	S	Opponent	Score
				40	A	Indiana	37 71	61	H	Belmont	58 83	102	A	Charlotte	63 71
								71	A	Virginia Tech	36 67	134	A	Radford	50 60
								76	A	Gonzaga	39 79	134	H	Radford	58 54
								87	H	Chattanooga	48 56	153	A	East Carolina	46 54
												200	H	Campbell	39 49
												205	A	UNCG	69 62
												220	N	Texas Southern	62 74
												242	A	Liberty	60 68
												242	H	Liberty	56 55
												248	A	UNC Asheville	52 47
												248	H	UNC Asheville	60 67
												250	A	Charleston So.	34 52
												250	H	Charleston So.	50 48
												270	A	High Point	60 87
												313	A	Gardner-Webb	56 55
												313	H	Gardner-Webb	58 47
												317	H	USC Upstate	48 55
												333	A	Winthrop	78 39
												338	H	Longwood	65 55
												343	A	N.C. Central	72 63
LAST 12 Division I GAMES:															
				134	A	Radford	50 60					270	A	High Point	60 87
				313	H	Gardner-Webb	58 47					248	H	UNC Asheville	60 67
				242	H	Liberty	56 55					333	A	Winthrop	78 39
				248	A	UNC Asheville	52 47					250	H	Charleston So.	50 48
				250	A	Charleston So.	34 52					200	H	Campbell	39 49
				134	H	Radford	58 54					242	A	Liberty	60 68

Non-Div I Games:

Presbyterian

Loss, Non-Conf, S Site, H Home A Away N Neutral

Average RPI Win:	198	WON-LOST	WINNING	LAST 10	STRENGTH OF	OPP. STRENGTH	TEAM	ADJ.	CONF.	ADJ CONF.
Average RPI Loss:	88	RECORD	PCT. RANK	GAMES	SCHEDULE	OF SCHEDULE	RPI	RPI	RPI	RPI
DIV. I ONLY	13- 9	122	8- 2	126	107	113	113	8	8	
DIV. I NON-CONF.	6- 7	182	2- 1	229	65	193	193	10	10	
TOTALS	RPI 1-25	RPI 26-50	W-L RECORDS	RPI 51-100	RPI 101-150	RPI 150+				
13- 9	0- 1	1- 1	OVERALL	0- 3	3- 3	9- 1				
7- 4	0- 0	1- 0	HOME	0- 2	1- 1	5- 1				
6- 5	0- 1	0- 1	AWAY	0- 1	2- 2	4- 0				
0- 0	0- 0	0- 0	NEUTRAL	0- 0	0- 0	0- 0				
6- 7	0- 1	0- 1	NON-CONFERENCE	0- 2	0- 3	6- 0				
4- 2	0- 0	0- 0	HOME	0- 1	0- 1	4- 0				
2- 5	0- 1	0- 1	AWAY	0- 1	0- 2	2- 0				
0- 0	0- 0	0- 0	NEUTRAL	0- 0	0- 0	0- 0				
7- 2	0- 0	1- 0	CONFERENCE	0- 1	3- 0	3- 1				
3- 2	0- 0	1- 0	HOME	0- 1	1- 0	1- 1				
4- 0	0- 0	0- 0	AWAY	0- 0	2- 0	2- 0				
0- 0	0- 0	0- 0	NEUTRAL	0- 0	0- 0	0- 0				

RPI S	Opponent	Score	RPI S	Opponent	Score	RPI S	Opponent	Score	RPI S	Opponent	Score	Team's RPI: 113
21	A Kansas St.	42 60	29	H Harvard	63 58	51	A Georgia Tech	51 67	112	H Rider	62 70	
			46	A George Washington	45 56	52	H Dayton	56 62	119	A Cornell	58 54	
						88	H Penn	57 62	126	A Fordham	55 57	
									130	A Delaware	62 66	
									144	A Yale	69 47	
									144	H Yale	74 62	
									163	A Brown	81 75	
									163	H Brown	88 98	
									179	A Columbia	62 52	
									197	H Seton Hall	94 67	
									203	A UMBC	69 58	
									213	H Rutgers	64 34	
									236	H Dartmouth	85 55	
									290	A Lipscomb	71 43	
									319	H Lafayette	65 27	
									334	H Wagner	107 44	
LAST 12 Division I GAMES:												
163	A Brown	81 75	144	H Yale	74 62							
144	A Yale	69 47	163	H Brown	88 98							
179	A Columbia	62 52	88	H Penn	57 62							
119	A Cornell	58 54	290	A Lipscomb	71 43							
29	H Harvard	63 58	51	A Georgia Tech	51 67							
236	H Dartmouth	85 55	334	H Wagner	107 44							

Non-Div I Games:

Princeton

■ Loss,
■ Non-Conf, S Site,
■ Home
■ Away
N Neutral

Average RPI Win:	218	WON-LOST	WINNING	LAST 10	STRENGTH OF	OPP. STRENGTH	TEAM	ADJ.	CONF.	ADJ CONF.
Average RPI Loss:	85	RECORD	PCT. RANK	GAMES	SCHEDULE	OF SCHEDULE	RPI	RPI	RPI	RPI
DIV. I ONLY	10- 16	237	1- 9	105	80	178	178	7	7	
DIV. I NON-CONF.	8- 3	67	0- 0	306	271	115	115	7	7	
TOTALS	RPI 1-25	RPI 26-50	W-L RECORDS	RPI 51-100	RPI 101-150	RPI 150+				
10- 16	0- 4	1- 3	OVERALL	0- 4	0- 0	9- 5				
5- 6	0- 2	1- 1	HOME	0- 2	0- 0	4- 1				
3- 10	0- 2	0- 2	AWAY	0- 2	0- 0	3- 4				
2- 0	0- 0	0- 0	NEUTRAL	0- 0	0- 0	2- 0				
8- 3	0- 0	0- 0	NON-CONFERENCE	0- 0	0- 0	8- 3				
3- 0	0- 0	0- 0	HOME	0- 0	0- 0	3- 0				
3- 3	0- 0	0- 0	AWAY	0- 0	0- 0	3- 3				
2- 0	0- 0	0- 0	NEUTRAL	0- 0	0- 0	2- 0				
2- 13	0- 4	1- 3	CONFERENCE	0- 4	0- 0	1- 2				
2- 6	0- 2	1- 1	HOME	0- 2	0- 0	1- 1				
0- 7	0- 2	0- 2	AWAY	0- 2	0- 0	0- 1				
0- 0	0- 0	0- 0	NEUTRAL	0- 0	0- 0	0- 0				

RPI 1-25				RPI 26-50				RPI 51-100				RPI 101+ Team's RPI: 178			
RPI	S	Opponent	Score	RPI	S	Opponent	Score	RPI	S	Opponent	Score	RPI	S	Opponent	Score
17	A	DePaul	56 61	45	A	Marquette	74 79	57	A	Georgetown	70 72	163	A	Brown	70 77
17	H	DePaul	55 64	45	H	Marquette	66 64	57	H	Georgetown	39 71	166	A	Boston College	53 57
22	A	Creighton	57 88	50	A	Villanova	43 61	72	A	St. John's (NY)	50 60	173	A	Hartford	77 65
22	H	Creighton	51 58	50	H	Villanova	59 64	72	H	St. John's (NY)	47 71	179	A	Columbia	64 66
												181	H	Xavier	51 54
												197	A	Seton Hall	43 55
												214	A	UNCW	65 49
												217	H	Binghamton	71 58
												226	A	Monmouth	62 58
												235	N	Miami (OH)	75 59
												243	H	Butler	68 51
												254	H	Colgate	92 85
												282	N	Bryant	62 51
												289	H	North Dakota St.	86 63
LAST 12 Division I GAMES:															
72	H	St. John's (NY)	47 71	72	A	St. John's (NY)	50 60								
22	A	Creighton	57 88	197	A	Seton Hall	43 55								
50	A	Villanova	43 61	22	H	Creighton	51 58								
57	A	Georgetown	70 72	57	H	Georgetown	39 71								
17	H	DePaul	55 64	50	H	Villanova	59 64								
45	H	Marquette	66 64	45	A	Marquette	74 79								

Non-Div I Games:

Providence

■ Loss,
 ■ Non-Conf,
 ■ S Site,
 ■ H Home
 ■ A Away
 N Neutral

Average RPI Win:	180	WON-LOST	WINNING	LAST 10	STRENGTH OF	OPP. STRENGTH	TEAM	ADJ.	CONF.	ADJ CONF.
Average RPI Loss:	65	RECORD	PCT. RANK	GAMES	SCHEDULE	OF SCHEDULE	RPI	RPI	RPI	RPI
DIV. I ONLY	16- 11	118	5- 5	82	77	98	98	6	6	
DIV. I NON-CONF.	9- 5	112	0- 0	182	122	134	134	6	6	
TOTALS	RPI 1-25	RPI 26-50	W-L RECORDS	RPI 51-100	RPI 101-150	RPI 150+				
16- 11	0- 2	3- 4	OVERALL	1- 3	2- 1	10- 1				
8- 5	0- 1	2- 2	HOME	1- 1	0- 0	5- 1				
6- 4	0- 0	1- 1	AWAY	0- 2	2- 1	3- 0				
2- 2	0- 1	0- 1	NEUTRAL	0- 0	0- 0	2- 0				
9- 5	0- 1	1- 1	NON-CONFERENCE	0- 1	2- 1	6- 1				
5- 2	0- 0	1- 0	HOME	0- 1	0- 0	4- 1				
2- 1	0- 0	0- 0	AWAY	0- 0	2- 1	0- 0				
2- 2	0- 1	0- 1	NEUTRAL	0- 0	0- 0	2- 0				
7- 6	0- 1	2- 3	CONFERENCE	1- 2	0- 0	4- 0				
3- 3	0- 1	1- 2	HOME	1- 0	0- 0	1- 0				
4- 3	0- 0	1- 1	AWAY	0- 2	0- 0	3- 0				
0- 0	0- 0	0- 0	NEUTRAL	0- 0	0- 0	0- 0				

RPI 1-25				RPI 26-50				RPI 51-100				Team's RPI: 98		RPI 101+			
RPI	S	Opponent	Score	RPI	S	Opponent	Score	RPI	S	Opponent	Score			RPI	S	Opponent	Score
11	N	Stanford	69 78	26	H	Ohio St.	56 61	60	A	Northwestern	60 76			127	A	Ball St.	58 42
20	H	Maryland	70 85	34	H	Michigan	62 72	66	H	IUPUI	62 67			140	A	Maine	47 67
				40	A	Indiana	60 74	75	A	Penn St.	73 79			143	A	Pittsburgh	67 61
				42	H	Central Mich.	62 51	75	H	Penn St.	64 51			168	N	Northeastern	79 54
				47	A	Michigan St.	76 66							189	A	Illinois	72 64
				47	H	Michigan St.	66 54							190	H	Southern Ill.	61 64
				50	N	Villanova	44 58							199	H	Nebraska	88 45
														207	A	Wisconsin	79 57
														213	A	Rutgers	55 42
														216	N	Wichita St.	86 49
														254	H	Colgate	71 51
														288	H	Eastern Mich.	77 50
														317	H	USC Upstate	71 41
														343	H	N.C. Central	61 27
LAST 12 Division I GAMES:																	
				213	A	Rutgers	55 42					47	A	Michigan St.	76 66		
				75	A	Penn St.	73 79					40	A	Indiana	60 74		
				34	H	Michigan	62 72					26	H	Ohio St.	56 61		
				189	A	Illinois	72 64					207	A	Wisconsin	79 57		
				20	H	Maryland	70 85					75	H	Penn St.	64 51		
				199	H	Nebraska	88 45					47	H	Michigan St.	66 54		

Non-Div I Games:

Purdue

■ Loss,
 ■ Non-Conf,
 ■ S Site,
 ■ H Home
 ■ A Away
 N Neutral

Quinnipiac

Through Games Of Feb. 18, 2017

Average RPI Win:	195	WON-LOST	WINNING	LAST 10	STRENGTH OF	OPP. STRENGTH	TEAM	ADJ.	CONF.	ADJ CONF.
Average RPI Loss:	105	RECORD	PCT. RANK	GAMES	SCHEDULE	OF SCHEDULE	RPI	RPI	RPI	RPI
DIV. I ONLY	21- 6	31	7- 3	102	189	41	41	18	18	
DIV. I NON-CONF.	7- 3	83	0- 0	10	118	15	15	17	17	
TOTALS	RPI 1-25	RPI 26-50	W-L RECORDS	RPI 51-100	RPI 101-150	RPI 150+				
21- 6	0- 2	0- 1	OVERALL	2- 0	4- 1	15- 2				
11- 1	0- 0	0- 1	HOME	1- 0	2- 0	8- 0				
8- 4	0- 0	0- 0	AWAY	1- 0	1- 0	6- 1				
2- 1	0- 1	0- 0	NEUTRAL	0- 0	1- 0	1- 0				
7- 3	0- 2	0- 1	NON-CONFERENCE	2- 0	1- 0	4- 0				
2- 1	0- 0	0- 1	HOME	1- 0	0- 0	1- 0				
3- 1	0- 1	0- 0	AWAY	1- 0	0- 0	2- 0				
2- 1	0- 1	0- 0	NEUTRAL	0- 0	1- 0	1- 0				
14- 3	0- 0	0- 0	CONFERENCE	0- 0	3- 1	11- 2				
9- 0	0- 0	0- 0	HOME	0- 0	2- 0	7- 0				
5- 3	0- 0	0- 0	AWAY	0- 0	1- 1	4- 2				
0- 0	0- 0	0- 0	NEUTRAL	0- 0	0- 0	0- 0				

RPI 1-25				RPI 26-50				Team's RPI: 41		RPI 51-100				RPI 101+			
RPI	S	Opponent	Score	RPI	S	Opponent	Score		RPI	S	Opponent	Score	RPI	S	Opponent	Score	
5	N	Oregon St.	60 75	47	H	Michigan St.	54 71		52	A	Dayton	63 60	112	A	Rider	91 79	
23	A	Temple	68 71						96	H	FGCU	66 56	112	H	Rider	79 53	
													118	N	Long Beach St.	63 60	
													146	A	Iona	44 58	
													146	H	Iona	53 45	
													162	N	New Mexico St.	49 46	
													168	H	Northeastern	76 59	
													173	A	Hartford	82 59	
													177	A	Siena	76 60	
													177	H	Siena	73 47	
													184	A	Fairfield	52 65	
													184	H	Fairfield	60 55	
													224	H	Marist	79 57	
													226	A	Monmouth	58 61	
													226	H	Monmouth	74 54	
													239	A	Niagara	71 64	
													239	H	Niagara	61 45	
													262	A	Canisius	64 53	
													268	H	Manhattan	81 38	
													312	A	Holy Cross	78 55	
													325	A	Saint Peter's	84 51	
													325	H	Saint Peter's	82 47	
LAST 12 Division I GAMES:																	
146	H	Iona	53 45	239	H	Niagara	61 45										
177	A	Siena	76 60	112	H	Rider	79 53										
224	H	Marist	79 57	226	A	Monmouth	58 61										
226	H	Monmouth	74 54	184	H	Fairfield	60 55										
184	A	Fairfield	52 65	268	H	Manhattan	81 38										
146	A	Iona	44 58	262	A	Canisius	64 53										

Non-Div I Games:

Quinnipiac

Loss, Non-Conf, S Site, H Home A Away N Neutral

Average RPI Win:	259	WON-LOST	WINNING	LAST 10	STRENGTH OF	OPP. STRENGTH	TEAM	ADJ.	CONF.	ADJ CONF.
Average RPI Loss:	164	RECORD	PCT. RANK	GAMES	SCHEDULE	OF SCHEDULE	RPI	RPI	RPI	RPI
DIV. I ONLY	17- 6	52	7- 3	336	218	134	134	28	28	
DIV. I NON-CONF.	6- 3	97	0- 0	261	39	87	87	28	28	
TOTALS	RPI 1-25	RPI 26-50	W-L RECORDS	RPI 51-100	RPI 101-150	RPI 150+				
17- 6	0- 1	0- 0	OVERALL	1- 1	0- 0	16- 4				
9- 0	0- 0	0- 0	HOME	0- 0	0- 0	9- 0				
8- 6	0- 0	0- 0	AWAY	1- 1	0- 0	7- 0				
0- 0	0- 0	0- 0	NEUTRAL	0- 0	0- 0	0- 0				
6- 3	0- 1	0- 0	NON-CONFERENCE	1- 1	0- 0	5- 1				
2- 0	0- 0	0- 0	HOME	0- 0	0- 0	2- 0				
4- 3	0- 1	0- 0	AWAY	1- 1	0- 0	3- 1				
0- 0	0- 0	0- 0	NEUTRAL	0- 0	0- 0	0- 0				
11- 3	0- 0	0- 0	CONFERENCE	0- 0	0- 0	11- 3				
7- 0	0- 0	0- 0	HOME	0- 0	0- 0	7- 0				
4- 3	0- 0	0- 0	AWAY	0- 0	0- 0	4- 3				
0- 0	0- 0	0- 0	NEUTRAL	0- 0	0- 0	0- 0				

RPI 1-25				RPI 26-50				RPI 51-100				RPI 101+ Team's RPI: 134			
RPI	S	Opponent	Score	RPI	S	Opponent	Score	RPI	S	Opponent	Score	RPI	S	Opponent	Score
15	A	Kentucky	36 59					71	A	Virginia Tech	52 71	182	A	George Mason	56 70
								78	A	Wake Forest	68 60	200	A	Campbell	61 42
												205	A	UNCG	70 54
												209	A	Appalachian St.	57 54
												222	A	Presbyterian	54 58
												222	H	Presbyterian	60 50
												242	A	Liberty	48 49
												242	H	Liberty	76 68
												248	A	UNC Asheville	64 62
												250	A	Charleston So.	45 57
												250	H	Charleston So.	67 59
												264	H	Tennessee Tech	79 46
												270	H	High Point	59 56
												274	A	Davidson	44 40
												291	H	Western Caro.	67 39
												313	H	Gardner-Webb	67 57
												333	A	Winthrop	60 50
												333	H	Winthrop	74 49
												338	A	Longwood	74 34
												338	H	Longwood	73 55
LAST 12 Division I GAMES:															
				222	H	Presbyterian	60 50					248	A	UNC Asheville	64 62
				338	A	Longwood	74 34					242	H	Liberty	76 68
				250	H	Charleston So.	67 59					250	A	Charleston So.	45 57
				242	A	Liberty	48 49					270	H	High Point	59 56
				333	H	Winthrop	74 49					338	H	Longwood	73 55
				222	A	Presbyterian	54 58					200	A	Campbell	61 42

Non-Div I Games: Concord 78 51 Davis & Elkins 67 57

Radford

Loss, Non-Conf, S Site, H Home A Away N Neutral

Rhode Island

Through Games Of Feb. 18, 2017

Average RPI Win:	223	WON-LOST	WINNING	LAST 10	STRENGTH OF	OPP. STRENGTH	TEAM	ADJ.	CONF.	ADJ CONF.
Average RPI Loss:	155	RECORD	PCT. RANK	GAMES	SCHEDULE	OF SCHEDULE	RPI	RPI	RPI	RPI
DIV. I ONLY	5- 22	323	1- 9	185	147	307	307	12	12	
DIV. I NON-CONF.	4- 8	230	0- 0	217	186	248	248	12	12	
TOTALS	RPI 1-25	RPI 26-50	W-L RECORDS	RPI 51-100	RPI 101-150	RPI 150+				
5- 22	0- 0	0- 3	OVERALL	0- 3	1- 4	4- 12				
3- 9	0- 0	0- 2	HOME	0- 1	1- 3	2- 3				
2- 12	0- 0	0- 1	AWAY	0- 2	0- 1	2- 8				
0- 1	0- 0	0- 0	NEUTRAL	0- 0	0- 0	0- 1				
4- 8	0- 0	0- 2	NON-CONFERENCE	0- 2	0- 0	4- 4				
2- 3	0- 0	0- 1	HOME	0- 1	0- 0	2- 1				
2- 4	0- 0	0- 1	AWAY	0- 1	0- 0	2- 2				
0- 1	0- 0	0- 0	NEUTRAL	0- 0	0- 0	0- 1				
1- 14	0- 0	0- 1	CONFERENCE	0- 1	1- 4	0- 8				
1- 6	0- 0	0- 1	HOME	0- 0	1- 3	0- 2				
0- 8	0- 0	0- 0	AWAY	0- 1	0- 1	0- 6				
0- 0	0- 0	0- 0	NEUTRAL	0- 0	0- 0	0- 0				

RPI	S	Opponent	Score	RPI	S	Opponent	Score	RPI	S	Opponent	Score	RPI	S	Opponent	Score	Team's RPI: 307
30	A	Syracuse	49 95	52	A	Dayton	51 81	103	H	Saint Louis	50 68	104	H	Saint Joseph's	49 75	
46	H	George Washington	44 72	84	A	Toledo	50 65	126	H	Fordham	69 74	132	H	Duquesne	71 69	
47	H	Michigan St.	48 85	88	H	Penn	43 75	137	A	VCU	57 68	154	A	Kansas	36 72	
								163	A	Brown	65 76	165	A	La Salle	51 70	
								165	H	La Salle	49 58	182	A	George Mason	51 60	
								184	A	Fairfield	72 65	224	H	Marist	82 61	
								225	A	Richmond	51 67	225	H	Richmond	53 58	
								230	H	Samford	78 63	231	A	St. Bonaventure	69 78	
								236	H	Dartmouth	52 62	274	A	Davidson	64 74	
								282	N	Bryant	56 62	292	A	Massachusetts	67 68	
								344	A	UMass Lowell	64 57					
LAST 12 Division I GAMES:																
132	H	Duquesne	71 69	52	A	Dayton	51 81	104	H	Saint Joseph's	49 75	137	A	VCU	57 68	
182	A	George Mason	51 60	103	H	Saint Louis	50 68	225	H	Richmond	53 58	165	A	La Salle	51 70	
274	A	Davidson	64 74	132	H	Duquesne	71 69									
46	H	George Washington	44 72													
225	A	Richmond	51 67													
165	H	La Salle	49 58													

Non-Div I Games:

Rhode Island

■ Loss,
 ■ Non-Conf,
 ■ S Site,
 ■ H Home
 ■ A Away
 N Neutral

Average RPI Win:	259	WON-LOST	WINNING	LAST 10	STRENGTH OF	OPP. STRENGTH	TEAM	ADJ.	CONF.	ADJ CONF.
Average RPI Loss:	118	RECORD	PCT. RANK	GAMES	SCHEDULE	OF SCHEDULE	RPI	RPI	RPI	RPI
DIV. I ONLY	15- 9	106	7- 3	301	181	167	167	14	14	
DIV. I NON-CONF.	8- 2	49	0- 0	336	318	140	140	16	16	
TOTALS	RPI 1-25	RPI 26-50	W-L RECORDS	RPI 51-100	RPI 101-150	RPI 150+				
15- 9	0- 1	0- 0	OVERALL	0- 2	2- 3	13- 3				
7- 4	0- 0	0- 0	HOME	0- 0	1- 2	6- 2				
8- 5	0- 1	0- 0	AWAY	0- 2	1- 1	7- 1				
0- 0	0- 0	0- 0	NEUTRAL	0- 0	0- 0	0- 0				
8- 2	0- 1	0- 0	NON-CONFERENCE	0- 1	0- 0	8- 0				
4- 0	0- 0	0- 0	HOME	0- 0	0- 0	4- 0				
4- 2	0- 1	0- 0	AWAY	0- 1	0- 0	4- 0				
0- 0	0- 0	0- 0	NEUTRAL	0- 0	0- 0	0- 0				
7- 7	0- 0	0- 0	CONFERENCE	0- 1	2- 3	5- 3				
3- 4	0- 0	0- 0	HOME	0- 0	1- 2	2- 2				
4- 3	0- 0	0- 0	AWAY	0- 1	1- 1	3- 1				
0- 0	0- 0	0- 0	NEUTRAL	0- 0	0- 0	0- 0				

RPI 1-25				RPI 26-50				RPI 51-100				RPI 101+ Team's RPI: 167			
RPI	S	Opponent	Score	RPI	S	Opponent	Score	RPI	S	Opponent	Score	RPI	S	Opponent	Score
25	A	LSU	55 66					69	A	Oklahoma St.	51 65	102	A	Charlotte	55 52
								79	A	Middle Tenn.	61 71	102	H	Charlotte	51 69
												122	H	Southern Miss.	76 68
												131	A	Old Dominion	66 81
												131	H	Old Dominion	47 59
												158	H	Louisiana Tech	67 70
												183	A	UAB	61 62
												187	A	North Texas	51 49
												187	H	North Texas	69 77
												188	A	UTSA	66 61
												220	A	Texas Southern	52 49
												221	H	Grand Canyon	64 50
												283	H	FIU	74 55
												293	H	Prairie View	68 57
												300	A	UTEP	80 76
												303	H	A&M-Corpus Christi	70 36
												328	H	Fla. Atlantic	89 55
												329	A	La.-Monroe	93 50
												332	A	Incarnate Word	60 43
												341	H	Sam Houston St.	77 51
												342	A	Houston Baptist	79 53
LAST 12 Division I GAMES:															
300	A	UTEP	80 76	131	A	Old Dominion	66 81								
188	A	UTSA	66 61	122	H	Southern Miss.	76 68								
328	H	Fla. Atlantic	89 55	158	H	Louisiana Tech	67 70								
283	H	FIU	74 55	187	A	North Texas	51 49								
187	H	North Texas	69 77	183	A	UAB	61 62								
102	A	Charlotte	55 52	79	A	Middle Tenn.	61 71								

Non-Div I Games: Huston-Tillotson 96 62

Rice

■ Loss,
■ Non-Conf, S Site,
■ Home
■ Away
N Neutral

Average RPI Win:	261	WON-LOST	WINNING	LAST 10	STRENGTH OF	OPP. STRENGTH	TEAM	ADJ.	CONF.	ADJ CONF.
Average RPI Loss:	134	RECORD	PCT. RANK	GAMES	SCHEDULE	OF SCHEDULE	RPI	RPI	RPI	RPI
DIV. I ONLY	13- 15	191	4- 6	278	171	225	225	12	12	
DIV. I NON-CONF.	6- 7	182	0- 0	283	283	249	249	12	12	
TOTALS	RPI 1-25	RPI 26-50	W-L RECORDS	RPI 51-100	RPI 101-150	RPI 150+				
13- 15	0- 0	0- 0	OVERALL	0- 3	1- 5	12- 7				
6- 7	0- 0	0- 0	HOME	0- 2	1- 1	5- 4				
5- 7	0- 0	0- 0	AWAY	0- 1	0- 4	5- 2				
2- 1	0- 0	0- 0	NEUTRAL	0- 0	0- 0	2- 1				
6- 7	0- 0	0- 0	NON-CONFERENCE	0- 2	0- 0	6- 5				
2- 4	0- 0	0- 0	HOME	0- 2	0- 0	2- 2				
2- 2	0- 0	0- 0	AWAY	0- 0	0- 0	2- 2				
2- 1	0- 0	0- 0	NEUTRAL	0- 0	0- 0	2- 1				
7- 8	0- 0	0- 0	CONFERENCE	0- 1	1- 5	6- 2				
4- 3	0- 0	0- 0	HOME	0- 0	1- 1	3- 2				
3- 5	0- 0	0- 0	AWAY	0- 1	0- 4	3- 0				
0- 0	0- 0	0- 0	NEUTRAL	0- 0	0- 0	0- 0				

RPI 1-25			RPI 26-50			RPI 51-100			RPI 101+			Team's RPI: 225
RPI	S	Opponent	Score	RPI	S	Opponent	Score	RPI	S	Opponent	Score	
						52 A Dayton	39 55	103 A Saint Louis			66 73	
						54 H Virginia	56 63	104 H Saint Joseph's			70 52	
						88 H Penn	44 47	126 A Fordham			41 67	
								132 A Duquesne			61 73	
								137 A VCU			55 62	
								137 H VCU			55 57	
								151 A William & Mary			39 67	
								153 H East Carolina			60 71	
								165 H La Salle			58 63	
								176 A Hampton			45 72	
								179 H Columbia			58 65	
								180 N Cleveland St.			65 69	
								182 A George Mason			70 58	
								182 H George Mason			50 54	
								209 H Appalachian St.			55 46	
								231 H St. Bonaventure			61 54	
								241 A Furman			54 48	
								242 N Liberty			63 54	
								274 A Davidson			61 52	
								292 H Massachusetts			56 45	
								307 A Rhode Island			58 53	
								307 H Rhode Island			67 51	
								328 A Fla. Atlantic			77 67	
								335 H Morgan St.			54 37	
								339 N Florida A&M			64 51	
LAST 12 Division I GAMES:												
						103 A Saint Louis	66 73	274 A Davidson			61 52	
						292 H Massachusetts	56 45	132 A Duquesne			61 73	
						182 A George Mason	70 58	182 H George Mason			50 54	
						52 A Dayton	39 55	165 H La Salle			58 63	
						307 H Rhode Island	67 51	307 A Rhode Island			58 53	
						137 H VCU	55 57	126 A Fordham			41 67	

Non-Div I Games:

Richmond

■ Loss,
 ■ Non-Conf,
 S Site,
 ■ Home
 ■ Away
 N Neutral

Average RPI Win: 234	WON-LOST	WINNING	LAST 10	STRENGTH OF	OPP. STRENGTH	TEAM	ADJ.	CONF.	ADJ CONF.
Average RPI Loss: 135	RECORD	PCT. RANK	GAMES	SCHEDULE	OF SCHEDULE	RPI	RPI	RPI	RPI
DIV. I ONLY	20- 6	35	8- 2	291	200	112	112	18	18
DIV. I NON-CONF.	6- 3	97	0- 0	317	221	153	153	17	17
TOTALS	RPI 1-25	RPI 26-50	W-L RECORDS	RPI 51-100	RPI 101-150	RPI 150+			
20- 6	0- 0	0- 2	OVERALL	0- 0	3- 1	17- 3			
9- 2	0- 0	0- 1	HOME	0- 0	1- 0	8- 1			
11- 3	0- 0	0- 1	AWAY	0- 0	2- 1	9- 1			
0- 1	0- 0	0- 0	NEUTRAL	0- 0	0- 0	0- 1			
6- 3	0- 0	0- 0	NON-CONFERENCE	0- 0	1- 1	5- 2			
3- 0	0- 0	0- 0	HOME	0- 0	0- 0	3- 0			
3- 2	0- 0	0- 0	AWAY	0- 0	1- 1	2- 1			
0- 1	0- 0	0- 0	NEUTRAL	0- 0	0- 0	0- 1			
14- 3	0- 0	0- 2	CONFERENCE	0- 0	2- 0	12- 1			
6- 2	0- 0	0- 1	HOME	0- 0	1- 0	5- 1			
8- 1	0- 0	0- 1	AWAY	0- 0	1- 0	7- 0			
0- 0	0- 0	0- 0	NEUTRAL	0- 0	0- 0	0- 0			

RPI 1-25				RPI 26-50				RPI 51-100				RPI 101+ Team's RPI: 112			
RPI	S	Opponent	Score	RPI	S	Opponent	Score	RPI	S	Opponent	Score	RPI	S	Opponent	Score
				41	A	Quinnipiac	53 79					113	A	Princeton	70 62
				41	H	Quinnipiac	79 91					114	A	UCF	30 49
												146	A	Iona	52 36
												146	H	Iona	85 65
												165	H	La Salle	74 61
												177	A	Siena	62 61
												177	H	Siena	72 70
												184	H	Fairfield	67 68
												193	A	Towson	79 75
												197	A	Seton Hall	81 89
												224	A	Marist	69 56
												224	H	Marist	65 46
												226	A	Monmouth	71 69
												231	N	St. Bonaventure	47 60
												239	A	Niagara	78 58
												262	A	Canisius	71 70
												262	H	Canisius	61 50
												268	A	Manhattan	53 36
												268	H	Manhattan	73 64
												302	A	Lehigh	75 68
												319	H	Lafayette	76 58
												324	H	St. Francis Brooklyn	77 60
												325	A	Saint Peter's	56 43
												325	H	Saint Peter's	47 46
LAST 12 Division I GAMES:															
				224	H	Marist	65 46					268	H	Manhattan	73 64
				262	H	Canisius	61 50					41	A	Quinnipiac	53 79
				146	A	Iona	52 36					325	A	Saint Peter's	56 43
				177	H	Siena	72 70					184	H	Fairfield	67 68
				226	A	Monmouth	71 69					224	A	Marist	69 56
				325	H	Saint Peter's	47 46					177	A	Siena	62 61

Non-Div I Games:

Rider

■ Loss,
 ■ Non-Conf,
 ■ S Site,
 ■ H Home
 ■ A Away
 N Neutral

Report Header				Through Games of Feb. 10, 1917						
Average RPI Win:	297	WON-LOST	WINNING	LAST 10	STRENGTH OF	OPP. STRENGTH	TEAM	ADJ.	CONF.	ADJ CONF.
Average RPI Loss:	185	RECORD	PCT. RANK	GAMES	SCHEDULE	OF SCHEDULE	RPI	RPI	RPI	RPI
DIV. I ONLY	16- 9	100	9- 1	338	319	211	211	31	31	
DIV. I NON-CONF.	4- 6	209	0- 0	277	175	212	212	32	32	

TOTALS	RPI 1-25		RPI 26-50	W-L RECORDS	RPI 51-100	RPI 101-150	RPI 150+			
16- 9	0- 0		0- 1	OVERALL	1- 1	0- 2	15- 5			
6- 3	0- 0		0- 0	HOME	0- 0	0- 0	6- 3			
10- 5	0- 0		0- 1	AWAY	1- 1	0- 1	9- 2			
0- 1	0- 0		0- 0	NEUTRAL	0- 0	0- 1	0- 0			
4- 6	0- 0		0- 1	NON-CONFERENCE	1- 1	0- 2	3- 2			
1- 1	0- 0		0- 0	HOME	0- 0	0- 0	1- 1			
3- 4	0- 0		0- 1	AWAY	1- 1	0- 1	2- 1			
0- 1	0- 0		0- 0	NEUTRAL	0- 0	0- 1	0- 0			
12- 3	0- 0		0- 0	CONFERENCE	0- 0	0- 0	12- 3			
5- 2	0- 0		0- 0	HOME	0- 0	0- 0	5- 2			
7- 1	0- 0		0- 0	AWAY	0- 0	0- 0	7- 1			
0- 0	0- 0		0- 0	NEUTRAL	0- 0	0- 0	0- 0			

RPI 1-25				RPI 26-50				RPI 51-100				RPI 101+				Team's RPI: 211
RPI	S	Opponent	Score	RPI	S	Opponent	Score	RPI	S	Opponent	Score	RPI	S	Opponent	Score	
				44	A	Iowa	60 81	92	A	Vanderbilt	59 75	116	N	Stetson	60 68	
								99	A	Kent St.	68 65	130	A	Delaware	65 67	
												196	A	Sacred Heart	59 69	
												226	H	Monmouth	56 69	
												244	H	Howard	59 42	
												256	A	Saint Francis (PA)	70 68	
												256	H	Saint Francis (PA)	55 70	
												282	H	Bryant	62 46	
												283	A	FIU	57 59	
												286	A	Mt. St. Mary's	50 44	
												286	H	Mt. St. Mary's	70 58	
												314	A	Central Conn. St.	62 39	
												314	H	Central Conn. St.	55 46	
												319	A	Lafayette	62 51	
												324	A	St. Francis Brooklyn	61 54	
												324	H	St. Francis Brooklyn	49 56	
												334	A	Wagner	82 63	
												334	H	Wagner	74 41	
												335	A	Morgan St.	58 44	
												337	A	LIU Brooklyn	64 54	
												337	H	LIU Brooklyn	83 42	
												345	A	Fairleigh Dickinson	66 64	
LAST 12 Division I GAMES:																
				314	A	Central Conn. St.	62 39	286	A	Mt. St. Mary's	50 44					
				286	H	Mt. St. Mary's	70 58	314	H	Central Conn. St.	55 46					
				334	H	Wagner	74 41	282	H	Bryant	62 46					
				337	A	LIU Brooklyn	64 54	256	H	Saint Francis (PA)	55 70					
				324	A	St. Francis Brooklyn	61 54	334	A	Wagner	82 63					
				256	A	Saint Francis (PA)	70 68	337	H	LIU Brooklyn	83 42					

Non-Div I Games:	Point Park	69	52
------------------	------------	----	----

Robert Morris

■ Loss, ■ Non-Conf, S Site, H Home A Away N Neutral

Average RPI Win:	146	WON-LOST	WINNING	LAST 10	STRENGTH OF	OPP. STRENGTH	TEAM	ADJ.	CONF.	ADJ CONF.
Average RPI Loss:	80	RECORD	PCT. RANK	GAMES	SCHEDULE	OF SCHEDULE	RPI	RPI	RPI	RPI
DIV. I ONLY	6- 21	310	1- 9	43	49	213	213	6	6	
DIV. I NON-CONF.	3- 10	280	0- 0	14	51	185	185	6	6	
TOTALS	RPI 1-25	RPI 26-50	W-L RECORDS	RPI 51-100	RPI 101-150	RPI 150+				
6- 21	0- 3	1- 6	OVERALL	2- 7	0- 1	3- 4				
6- 8	0- 2	1- 3	HOME	2- 3	0- 0	3- 0				
0- 13	0- 1	0- 3	AWAY	0- 4	0- 1	0- 4				
0- 0	0- 0	0- 0	NEUTRAL	0- 0	0- 0	0- 0				
3- 10	0- 2	0- 2	NON-CONFERENCE	1- 4	0- 1	2- 1				
3- 4	0- 2	0- 1	HOME	1- 1	0- 0	2- 0				
0- 6	0- 0	0- 1	AWAY	0- 3	0- 1	0- 1				
0- 0	0- 0	0- 0	NEUTRAL	0- 0	0- 0	0- 0				
3- 11	0- 1	1- 4	CONFERENCE	1- 3	0- 0	1- 3				
3- 4	0- 0	1- 2	HOME	1- 2	0- 0	1- 0				
0- 7	0- 1	0- 2	AWAY	0- 1	0- 0	0- 3				
0- 0	0- 0	0- 0	NEUTRAL	0- 0	0- 0	0- 0				

RPI 1-25				RPI 26-50				RPI 51-100				RPI 101+ Team's RPI: 213			
RPI	S	Opponent	Score	RPI	S	Opponent	Score	RPI	S	Opponent	Score	RPI	S	Opponent	Score
9	H	Duke	32 68	31	A	Elon	54 66	54	A	Virginia	54 62	113	A	Princeton	34 64
20	A	Maryland	71 80	34	A	Michigan	50 63	60	H	Northwestern	37 55	171	A	Houston	51 53
23	H	Temple	37 48	39	H	James Madison	76 82	64	A	Minnesota	46 80	189	A	Illinois	41 78
				40	H	Indiana	52 63	67	H	Bucknell	57 53	197	H	Seton Hall	53 45
				44	A	Iowa	57 71	72	A	St. John's (NY)	39 65	199	A	Nebraska	58 62
				44	H	Iowa	59 71	75	H	Penn St.	61 45	207	A	Wisconsin	41 53
				47	H	Michigan St.	62 58	78	A	Wake Forest	43 55	207	H	Wisconsin	68 52
								87	H	Chattanooga	53 66	282	H	Bryant	50 42
								98	H	Purdue	42 55				
LAST 12 Division I GAMES:															
207	A	Wisconsin	41 53	20	A	Maryland	71 80								
98	H	Purdue	42 55	44	H	Iowa	59 71								
64	A	Minnesota	46 80	47	H	Michigan St.	62 58								
40	H	Indiana	52 63	199	A	Nebraska	58 62								
44	A	Iowa	57 71	189	A	Illinois	41 78								
60	H	Northwestern	37 55	207	H	Wisconsin	68 52								

Non-Div I Games:

Rutgers

■ Loss,
 ■ Non-Conf,
 ■ S Site,
 ■ H Home
 ■ A Away
 N Neutral

Average RPI Win:	253	WON-LOST	WINNING	LAST 10	STRENGTH OF	OPP. STRENGTH	TEAM	ADJ.	CONF.	ADJ CONF.
Average RPI Loss:	118	RECORD	PCT. RANK	GAMES	SCHEDULE	OF SCHEDULE	RPI	RPI	RPI	RPI
DIV. I ONLY	17- 5	34	7- 3	275	293	110	110	27	27	
DIV. I NON-CONF.	6- 2	63	0- 0	154	227	51	51	27	27	
TOTALS	RPI 1-25	RPI 26-50	W-L RECORDS	RPI 51-100	RPI 101-150	RPI 150+				
17- 5	0- 1	0- 0	OVERALL	1- 2	2- 1	14- 1				
7- 2	0- 0	0- 0	HOME	0- 1	1- 1	6- 0				
10- 3	0- 1	0- 0	AWAY	1- 1	1- 0	8- 1				
0- 0	0- 0	0- 0	NEUTRAL	0- 0	0- 0	0- 0				
6- 2	0- 1	0- 0	NON-CONFERENCE	0- 1	1- 0	5- 0				
2- 0	0- 0	0- 0	HOME	0- 0	0- 0	2- 0				
4- 2	0- 1	0- 0	AWAY	0- 1	1- 0	3- 0				
0- 0	0- 0	0- 0	NEUTRAL	0- 0	0- 0	0- 0				
11- 3	0- 0	0- 0	CONFERENCE	1- 1	1- 1	9- 1				
5- 2	0- 0	0- 0	HOME	0- 1	1- 1	4- 0				
6- 1	0- 0	0- 0	AWAY	1- 0	0- 0	5- 1				
0- 0	0- 0	0- 0	NEUTRAL	0- 0	0- 0	0- 0				

RPI 1-25				RPI 26-50				RPI 51-100				RPI 101+ Team's RPI: 110			
RPI	S	Opponent	Score	RPI	S	Opponent	Score	RPI	S	Opponent	Score	RPI	S	Opponent	Score
16	A	Texas A&M	48 63					62	A	South Dakota	74 80	107	A	UT Arlington	65 60
								100	A	Abilene Christian	70 61	117	H	Central Ark.	63 67
								100	H	Abilene Christian	73 80	128	H	Lamar University	74 66
												158	A	Louisiana Tech	60 58
												182	A	George Mason	77 76
												202	H	New Orleans	88 61
												269	A	McNeese	96 65
												284	A	Coppin St.	72 57
												293	H	Prairie View	88 64
												297	A	Northwestern St.	72 76
												298	A	Nicholls St.	82 77
												298	H	Nicholls St.	80 55
												303	H	A&M-Corpus Christi	64 56
												327	A	Southeastern La.	92 62
												330	H	Montana	54 46
												332	A	Incarinate Word	94 75
												341	A	Sam Houston St.	83 65
												342	H	Houston Baptist	86 49
LAST 12 Division I GAMES:															
327	A	Southeastern La.	92 62	202	H	New Orleans	88 61								
100	H	Abilene Christian	73 80	117	H	Central Ark.	63 67								
128	H	Lamar University	74 66	332	A	Incarinate Word	94 75								
298	A	Nicholls St.	82 77	298	H	Nicholls St.	80 55								
297	A	Northwestern St.	72 76	100	A	Abilene Christian	70 61								
341	A	Sam Houston St.	83 65	303	H	A&M-Corpus Christi	64 56								

Non-Div I Games: Okla. Panhandle 77 43 Tex. Permian Basin 89 70 LSU-Shreveport 93 56

SFA

Loss, Non-Conf, S Site, H Home A Away N Neutral

Average RPI Win:	267	WON-LOST	WINNING	LAST 10	STRENGTH OF	OPP. STRENGTH	TEAM	ADJ.	CONF.	ADJ CONF.
Average RPI Loss:	149	RECORD	PCT. RANK	GAMES	SCHEDULE	OF SCHEDULE	RPI	RPI	RPI	RPI
DIV. I ONLY	11- 16	224	7- 3	138	297	206	206	26	26	
DIV. I NON-CONF.	3- 9	275	0- 0	33	256	199	199	26	26	
TOTALS	RPI 1-25	RPI 26-50	W-L RECORDS	RPI 51-100	RPI 101-150	RPI 150+				
11- 16	0- 1	0- 1	OVERALL	0- 5	0- 2	11- 7				
7- 3	0- 0	0- 0	HOME	0- 1	0- 0	7- 2				
3- 10	0- 1	0- 1	AWAY	0- 2	0- 2	3- 4				
1- 3	0- 0	0- 0	NEUTRAL	0- 2	0- 0	1- 1				
3- 9	0- 1	0- 1	NON-CONFERENCE	0- 4	0- 2	3- 1				
2- 1	0- 0	0- 0	HOME	0- 1	0- 0	2- 0				
0- 5	0- 1	0- 1	AWAY	0- 1	0- 2	0- 0				
1- 3	0- 0	0- 0	NEUTRAL	0- 2	0- 0	1- 1				
8- 7	0- 0	0- 0	CONFERENCE	0- 1	0- 0	8- 6				
5- 2	0- 0	0- 0	HOME	0- 0	0- 0	5- 2				
3- 5	0- 0	0- 0	AWAY	0- 1	0- 0	3- 4				
0- 0	0- 0	0- 0	NEUTRAL	0- 0	0- 0	0- 0				

RPI 1-25				RPI 26-50				RPI 51-100				RPI 101+ Team's RPI: 206			
RPI	S	Opponent	Score	RPI	S	Opponent	Score	RPI	S	Opponent	Score	RPI	S	Opponent	Score
24	A	Missouri	60 72	37	A	South Dakota St.	49 82	61	A	Belmont	67 94	103	A	Saint Louis	49 90
								62	N	South Dakota	68 75	116	A	Stetson	68 78
								80	H	Western Ill.	74 76	185	A	Morehead St.	66 69
								82	A	Northern Ill.	78 97	190	H	Southern Ill.	60 59
								92	N	Vanderbilt	63 73	204	N	Bethune-Cookman	78 83
												237	A	UT Martin	70 68
												237	H	UT Martin	72 82
												245	A	Murray St.	85 76
												245	H	Murray St.	77 84
												249	H	Jacksonville St.	69 62
												264	H	Tennessee Tech	60 49
												265	H	Tennessee St.	73 52
												272	A	Austin Peay	62 85
												272	H	Austin Peay	76 69
												278	A	Southeast Mo. St.	74 78
												278	H	Southeast Mo. St.	70 69
												296	A	Eastern Ill.	75 59
												299	A	Eastern Ky.	63 75
												306	H	Illinois St.	92 80
												331	N	Utah Valley	71 64
LAST 12 Division I GAMES:															
245	A	Murray St.	85 76	296	A	Eastern Ill.	75 59								
272	H	Austin Peay	76 69	265	H	Tennessee St.	73 52								
237	H	UT Martin	72 82	237	A	UT Martin	70 68								
278	A	Southeast Mo. St.	74 78	278	H	Southeast Mo. St.	70 69								
249	H	Jacksonville St.	69 62	245	H	Murray St.	77 84								
61	A	Belmont	67 94	272	A	Austin Peay	62 85								

Non-Div I Games: Mo.-St. Louis 59 49

SIUE

Loss, Non-Conf, S Site, H Home A Away N Neutral

Average RPI Win:	169	WON-LOST	WINNING	LAST 10	STRENGTH OF	OPP. STRENGTH	TEAM	ADJ.	CONF.	ADJ CONF.
Average RPI Loss:	76	RECORD	PCT. RANK	GAMES	SCHEDULE	OF SCHEDULE	RPI	RPI	RPI	RPI
DIV. I ONLY	14- 12	150	4- 6	55	63	90	90	5	5	
DIV. I NON-CONF.	9- 4	85	0- 0	114	95	66	66	5	5	
TOTALS	RPI 1-25	RPI 26-50	W-L RECORDS	RPI 51-100	RPI 101-150	RPI 150+				
14- 12	1- 4	0- 2	OVERALL	0- 1	3- 3	10- 2				
10- 3	1- 1	0- 2	HOME	0- 0	3- 0	6- 0				
2- 8	0- 2	0- 0	AWAY	0- 1	0- 3	2- 2				
2- 1	0- 1	0- 0	NEUTRAL	0- 0	0- 0	2- 0				
9- 4	1- 1	0- 0	NON-CONFERENCE	0- 1	0- 2	8- 0				
6- 0	1- 0	0- 0	HOME	0- 0	0- 0	5- 0				
1- 3	0- 0	0- 0	AWAY	0- 1	0- 2	1- 0				
2- 1	0- 1	0- 0	NEUTRAL	0- 0	0- 0	2- 0				
5- 8	0- 3	0- 2	CONFERENCE	0- 0	3- 1	2- 2				
4- 3	0- 1	0- 2	HOME	0- 0	3- 0	1- 0				
1- 5	0- 2	0- 0	AWAY	0- 0	0- 1	1- 2				
0- 0	0- 0	0- 0	NEUTRAL	0- 0	0- 0	0- 0				

RPI	S	Opponent	Score	RPI	S	Opponent	Score	RPI	S	Opponent	Score	RPI	S	Opponent	Score
1	A	UConn	41 83	35	H	South Fla.	51 52	86	A	Colorado	50 67	114	H	UCF	63 58
1	H	UConn	48 88	43	H	Tulane	59 71					135	A	TCU	67 76
3	N	Mississippi St.	42 91									138	A	Cincinnati	65 67
16	H	Texas A&M	54 53									138	H	Cincinnati	64 47
23	A	Temple	52 66									141	A	New Mexico	49 64
												149	H	Memphis	53 44
												153	A	East Carolina	57 58
												154	A	Kansas	75 63
												157	A	Tulsa	59 66
												157	H	Tulsa	62 41
												166	N	Boston College	72 64
												171	A	Houston	66 45
												172	H	Texas St.	64 56
												187	H	North Texas	65 51
												215	H	Seattle U	77 43
												218	N	Grambling	56 36
												220	H	Texas Southern	61 36
												293	H	Prairie View	61 54
LAST 12 Division I GAMES:															
157	H	Tulsa	62 41	35	H	South Fla.	51 52								
23	A	Temple	52 66	171	A	Houston	66 45								
1	A	UConn	41 83	138	A	Cincinnati	65 67								
114	H	UCF	63 58	1	H	UConn	48 88								
149	H	Memphis	53 44	43	H	Tulane	59 71								
157	A	Tulsa	59 66	153	A	East Carolina	57 58								

Non-Div I Games:

SMU

■ Loss,
 ■ Non-Conf,
 ■ S Site,
 ■ Home
 ■ A Away
 N Neutral

Average RPI Win:	283	WON-LOST	WINNING	LAST 10	STRENGTH OF	OPP. STRENGTH	TEAM	ADJ.	CONF.	ADJ CONF.
Average RPI Loss:	150	RECORD	PCT. RANK	GAMES	SCHEDULE	OF SCHEDULE	RPI	RPI	RPI	RPI
DIV. I ONLY	8- 16	262	4- 6	232	251	279	279	19	19	
DIV. I NON-CONF.	3- 7	250	0- 0	223	254	295	295	18	18	
TOTALS	RPI 1-25	RPI 26-50	W-L RECORDS	RPI 51-100	RPI 101-150	RPI 150+				
8- 16	0- 0	0- 0	OVERALL	0- 4	0- 6	8- 6				
5- 7	0- 0	0- 0	HOME	0- 2	0- 3	5- 2				
3- 7	0- 0	0- 0	AWAY	0- 2	0- 3	3- 2				
0- 2	0- 0	0- 0	NEUTRAL	0- 0	0- 0	0- 2				
3- 7	0- 0	0- 0	NON-CONFERENCE	0- 2	0- 2	3- 3				
2- 3	0- 0	0- 0	HOME	0- 1	0- 1	2- 1				
1- 2	0- 0	0- 0	AWAY	0- 1	0- 1	1- 0				
0- 2	0- 0	0- 0	NEUTRAL	0- 0	0- 0	0- 2				
5- 9	0- 0	0- 0	CONFERENCE	0- 2	0- 4	5- 3				
3- 4	0- 0	0- 0	HOME	0- 1	0- 2	3- 1				
2- 5	0- 0	0- 0	AWAY	0- 1	0- 2	2- 2				
0- 0	0- 0	0- 0	NEUTRAL	0- 0	0- 0	0- 0				

RPI 1-25				RPI 26-50				RPI 51-100				RPI 101+				Team's RPI: 279	
RPI	S	Opponent	Score	RPI	S	Opponent	Score	RPI	S	Opponent	Score	RPI	S	Opponent	Score		
								58	H	Southern California	95	111	101	H	UC Davis	78	110
								74	A	California	73	97	121	A	North Dakota	71	94
								83	A	Montana St.	80	84	123	H	Idaho	58	72
								83	H	Montana St.	82	104	125	A	Northern Colo.	88	95
													133	H	Eastern Wash.	65	72
													145	A	San Francisco	80	91
													152	A	Idaho St.	60	79
													162	N	New Mexico St.	73	99
													186	H	Hofstra	97	85
													219	A	Weber St.	60	66
													232	A	Portland St.	77	68
													232	H	Portland St.	86	88
													267	H	Cal Poly	97	96
													287	H	Nevada	95	99
													295	H	Southern Utah	81	69
													305	H	Northern Ariz.	82	76
													308	N	Youngstown St.	94	102
													320	A	UC Irvine	78	70
													330	A	Montana	73	60
													330	H	Montana	99	69
LAST 12 Division I GAMES:																	
				83	H	Montana St.	82	104	232	A	Portland St.	77	68				
				330	H	Montana	99	69	330	A	Montana	73	60				
				152	A	Idaho St.	60	79	83	A	Montana St.	80	84				
				219	A	Weber St.	60	66	305	H	Northern Ariz.	82	76				
				123	H	Idaho	58	72	295	H	Southern Utah	81	69				
				133	H	Eastern Wash.	65	72	232	H	Portland St.	86	88				

Non-Div I Games: Stanislaus St. 102 72

Sacramento St.

Sacred Heart

Through Games Of Feb. 18, 2017

Average RPI Win:	280	WON-LOST	WINNING	LAST 10	STRENGTH OF	OPP. STRENGTH	TEAM	ADJ.	CONF.	ADJ CONF.
Average RPI Loss:	187	RECORD	PCT. RANK	GAMES	SCHEDULE	OF SCHEDULE	RPI	RPI	RPI	RPI
DIV. I ONLY	15- 11	127	8- 2	287	329	196	196	31	31	
DIV. I NON-CONF.	3- 8	262	0- 0	68	215	189	189	32	32	
TOTALS	RPI 1-25	RPI 26-50	W-L RECORDS	RPI 51-100	RPI 101-150	RPI 150+				
15- 11	0- 0	0- 1	OVERALL	0- 3	0- 0	15- 7				
9- 3	0- 0	0- 1	HOME	0- 0	0- 0	9- 2				
6- 8	0- 0	0- 0	AWAY	0- 3	0- 0	6- 5				
0- 0	0- 0	0- 0	NEUTRAL	0- 0	0- 0	0- 0				
3- 8	0- 0	0- 1	NON-CONFERENCE	0- 3	0- 0	3- 4				
1- 3	0- 0	0- 1	HOME	0- 0	0- 0	1- 2				
2- 5	0- 0	0- 0	AWAY	0- 3	0- 0	2- 2				
0- 0	0- 0	0- 0	NEUTRAL	0- 0	0- 0	0- 0				
12- 3	0- 0	0- 0	CONFERENCE	0- 0	0- 0	12- 3				
8- 0	0- 0	0- 0	HOME	0- 0	0- 0	8- 0				
4- 3	0- 0	0- 0	AWAY	0- 0	0- 0	4- 3				
0- 0	0- 0	0- 0	NEUTRAL	0- 0	0- 0	0- 0				

RPI 1-25				RPI 26-50				RPI 51-100				RPI 101+				Team's RPI: 196	
RPI	S	Opponent	Score	RPI	S	Opponent	Score	RPI	S	Opponent	Score	RPI	S	Opponent	Score		
				29	H	Harvard	60 68	63	A	Iowa St.	56 76	163	H	Brown	66 80		
								73	A	New Hampshire	43 71	173	A	Hartford	64 81		
								81	A	Buffalo	55 76	177	H	Siena	62 58		
												184	A	Fairfield	56 44		
												211	H	Robert Morris	69 59		
												217	A	Binghamton	77 69		
												226	H	Monmouth	54 65		
												256	H	Saint Francis (PA)	73 63		
												282	A	Bryant	65 53		
												282	H	Bryant	66 59		
												286	A	Mt. St. Mary's	59 61		
												286	H	Mt. St. Mary's	49 45		
												302	A	Lehigh	62 68		
												314	A	Central Conn. St.	50 67		
												314	H	Central Conn. St.	82 61		
												324	A	St. Francis Brooklyn	81 74		
												324	H	St. Francis Brooklyn	61 58		
												334	A	Wagner	70 56		
												334	H	Wagner	62 52		
												337	A	LIU Brooklyn	51 41		
												337	H	LIU Brooklyn	66 48		
												345	A	Fairleigh Dickinson	56 58		
LAST 12 Division I GAMES:																	
				337	A	LIU Brooklyn	51 41					337	H	LIU Brooklyn	66 48		
				324	H	St. Francis Brooklyn	61 58					286	H	Mt. St. Mary's	49 45		
				314	H	Central Conn. St.	82 61					334	H	Wagner	62 52		
				345	A	Fairleigh Dickinson	56 58					324	A	St. Francis Brooklyn	81 74		
				282	H	Bryant	66 59					282	A	Bryant	65 53		
				286	A	Mt. St. Mary's	59 61					334	A	Wagner	70 56		

Non-Div I Games:

Sacred Heart

■ Loss,
 ■ Non-Conf,
 ■ S Site,
 ■ Home
 ■ A Away
 N Neutral

Saint Francis (PA)

Through Games Of Feb. 18, 2017

Average RPI Win:	295	WON-LOST	WINNING	LAST 10	STRENGTH OF	OPP. STRENGTH	TEAM	ADJ.	CONF.	ADJ CONF.
Average RPI Loss:	211	RECORD	PCT. RANK	GAMES	SCHEDULE	OF SCHEDULE	RPI	RPI	RPI	RPI
DIV. I ONLY	13- 13	169	6- 4	324	338	256	256	31	31	
DIV. I NON-CONF.	3- 8	262	0- 0	238	292	278	278	32	32	
TOTALS	RPI 1-25	RPI 26-50	W-L RECORDS	RPI 51-100	RPI 101-150	RPI 150+				
13- 13	0- 0	0- 2	OVERALL	0- 0	0- 1	13- 10				
5- 5	0- 0	0- 0	HOME	0- 0	0- 1	5- 4				
8- 6	0- 0	0- 2	AWAY	0- 0	0- 0	8- 4				
0- 2	0- 0	0- 0	NEUTRAL	0- 0	0- 0	0- 2				
3- 8	0- 0	0- 2	NON-CONFERENCE	0- 0	0- 1	3- 5				
1- 2	0- 0	0- 0	HOME	0- 0	0- 1	1- 1				
2- 4	0- 0	0- 2	AWAY	0- 0	0- 0	2- 2				
0- 2	0- 0	0- 0	NEUTRAL	0- 0	0- 0	0- 2				
10- 5	0- 0	0- 0	CONFERENCE	0- 0	0- 0	10- 5				
4- 3	0- 0	0- 0	HOME	0- 0	0- 0	4- 3				
6- 2	0- 0	0- 0	AWAY	0- 0	0- 0	6- 2				
0- 0	0- 0	0- 0	NEUTRAL	0- 0	0- 0	0- 0				

RPI S	Opponent	Score	RPI S	Opponent	Score	RPI S	Opponent	Score	RPI S	Opponent	Score	Team's RPI: 256
			35 A	South Fla.	80 129		119 H	Cornell	72 78			
			45 A	Marquette	91 104		151 A	William & Mary	60 73			
							179 H	Columbia	77 84			
							196 A	Sacred Heart	63 73			
							207 A	Wisconsin	103 100			
							211 A	Robert Morris	70 55			
							211 H	Robert Morris	68 70			
							253 N	UMES	82 90			
							262 H	Canisius	95 74			
							271 A	Coastal Caro.	70 59			
							282 A	Bryant	70 85			
							282 H	Bryant	79 67			
							286 A	Mt. St. Mary's	97 88			
							286 H	Mt. St. Mary's	58 66			
							308 A	Youngstown St.	68 69			
							314 H	Central Conn. St.	87 81			
							324 A	St. Francis Brooklyn	75 59			
							324 H	St. Francis Brooklyn	79 62			
							334 A	Wagner	67 46			
							334 H	Wagner	71 87			
							337 A	LIU Brooklyn	74 30			
							337 H	LIU Brooklyn	66 52			
							345 A	Fairleigh Dickinson	82 79			
							346 N	Jackson St.	84 88			
LAST 12 Division I GAMES:												
			282 A	Bryant	70 85		334 A	Wagner	67 46			
			334 H	Wagner	71 87		282 H	Bryant	79 67			
			286 H	Mt. St. Mary's	58 66		314 H	Central Conn. St.	87 81			
			324 A	St. Francis Brooklyn	75 59		211 A	Robert Morris	70 55			
			337 A	LIU Brooklyn	74 30		286 A	Mt. St. Mary's	97 88			
			211 H	Robert Morris	68 70		324 H	St. Francis Brooklyn	79 62			

Non-Div I Games:

Saint Francis (PA)

■ Loss,
 ■ Non-Conf,
 ■ S Site,
 ■ Home
 ■ A Away
 N Neutral

Saint Joseph's

Through Games Of Feb. 18, 2017

Average RPI Win:	187	WON-LOST	WINNING	LAST 10	STRENGTH OF	OPP. STRENGTH	TEAM	ADJ.	CONF.	ADJ CONF.
Average RPI Loss:	89	RECORD	PCT. RANK	GAMES	SCHEDULE	OF SCHEDULE	RPI	RPI	RPI	RPI
DIV. I ONLY	14- 13	167	8- 2	54	128	104	104	12	12	
DIV. I NON-CONF.	3- 9	275	0- 0	16	119	160	160	12	12	
TOTALS	RPI 1-25	RPI 26-50	W-L RECORDS	RPI 51-100	RPI 101-150	RPI 150+				
14- 13	0- 1	0- 4	OVERALL	1- 4	6- 2	7- 2				
8- 5	0- 1	0- 2	HOME	0- 1	3- 0	5- 1				
6- 7	0- 0	0- 1	AWAY	1- 0	3- 1	2- 0				
0- 1	0- 0	0- 0	NEUTRAL	0- 1	0- 0	0- 0				
3- 9	0- 1	0- 3	NON-CONFERENCE	1- 3	1- 1	1- 1				
1- 5	0- 1	0- 2	HOME	0- 1	0- 0	1- 1				
2- 3	0- 0	0- 1	AWAY	1- 1	1- 1	0- 0				
0- 1	0- 0	0- 0	NEUTRAL	0- 1	0- 0	0- 0				
11- 4	0- 0	0- 1	CONFERENCE	0- 1	5- 1	6- 1				
7- 0	0- 0	0- 0	HOME	0- 0	3- 0	4- 0				
4- 4	0- 0	0- 1	AWAY	0- 1	2- 1	2- 1				
0- 0	0- 0	0- 0	NEUTRAL	0- 0	0- 0	0- 0				

RPI 1-25				RPI 26-50				RPI 51-100				RPI 101+ Team's RPI: 104			
RPI	S	Opponent	Score	RPI	S	Opponent	Score	RPI	S	Opponent	Score	RPI	S	Opponent	Score
23	H	Temple	70 86	39	H	James Madison	72 85	52	A	Dayton	59 64	103	A	Saint Louis	66 63
				42	A	Central Mich.	71 73	59	A	Drexel	49 60	126	A	Fordham	39 44
				46	A	George Washington	44 53	67	H	Bucknell	61 64	126	H	Fordham	47 44
				50	H	Villanova	54 62	88	A	Penn	57 53	132	H	Duquesne	60 58
								91	N	BYU	56 71	137	A	VCU	80 70
												137	H	VCU	64 58
												141	A	New Mexico	79 67
												146	A	Iona	57 58
												165	A	La Salle	75 55
												165	H	La Salle	67 58
												186	H	Hofstra	64 75
												225	A	Richmond	52 70
												231	H	St. Bonaventure	70 53
												274	H	Davidson	69 54
												292	H	Massachusetts	81 50
												307	A	Rhode Island	75 49
												315	H	NJIT	75 36
LAST 12 Division I GAMES:															
274	H	Davidson	69 54	231	H	St. Bonaventure	70 53								
137	A	VCU	80 70	307	A	Rhode Island	75 49								
165	H	La Salle	67 58	52	A	Dayton	59 64								
126	A	Fordham	39 44	126	H	Fordham	47 44								
103	A	Saint Louis	66 63	165	A	La Salle	75 55								
132	H	Duquesne	60 58	137	H	VCU	64 58								

Non-Div I Games:

Saint Joseph's

■ Loss,
 ■ Non-Conf,
 ■ S Site,
 ■ Home
 ■ A Away
 N Neutral

Saint Louis

Through Games Of Feb. 18, 2017

Average RPI Win:	210	WON-LOST	WINNING	LAST 10	STRENGTH OF	OPP. STRENGTH	TEAM	ADJ.	CONF.	ADJ CONF.
Average RPI Loss:	116	RECORD	PCT. RANK	GAMES	SCHEDULE	OF SCHEDULE	RPI	RPI	RPI	RPI
DIV. I ONLY	22- 6	29	8- 2	288	112	103	103	12	12	
DIV. I NON-CONF.	10- 3	54	0- 0	326	130	135	135	12	12	
TOTALS	RPI 1-25	RPI 26-50	W-L RECORDS	RPI 51-100	RPI 101-150	RPI 150+				
22- 6	1- 0	1- 1	OVERALL	1- 1	3- 2	16- 2				
11- 3	1- 0	1- 0	HOME	1- 1	2- 1	6- 1				
11- 3	0- 0	0- 1	AWAY	0- 0	1- 1	10- 1				
0- 0	0- 0	0- 0	NEUTRAL	0- 0	0- 0	0- 0				
10- 3	1- 0	0- 1	NON-CONFERENCE	1- 0	0- 0	8- 2				
5- 1	1- 0	0- 0	HOME	1- 0	0- 0	3- 1				
5- 2	0- 0	0- 1	AWAY	0- 0	0- 0	5- 1				
0- 0	0- 0	0- 0	NEUTRAL	0- 0	0- 0	0- 0				
12- 3	0- 0	1- 0	CONFERENCE	0- 1	3- 2	8- 0				
6- 2	0- 0	1- 0	HOME	0- 1	2- 1	3- 0				
6- 1	0- 0	0- 0	AWAY	0- 0	1- 1	5- 0				
0- 0	0- 0	0- 0	NEUTRAL	0- 0	0- 0	0- 0				

RPI 1-25				RPI 26-50				RPI 51-100				RPI 101+ Team's RPI: 103			
RPI	S	Opponent	Score	RPI	S	Opponent	Score	RPI	S	Opponent	Score	RPI	S	Opponent	Score
24	H	Missouri	72 61	46	H	George Washington	67 59	52	H	Dayton	67 78	104	H	Saint Joseph's	63 66
				48	A	Little Rock	43 56	94	H	Washington St.	73 70	126	H	Fordham	82 58
												132	A	Duquesne	65 94
												137	A	VCU	62 48
												137	H	VCU	77 72
												157	A	Tulsa	64 70
												165	A	La Salle	79 74
												182	H	George Mason	89 50
												198	A	Loyola Marymount	90 76
												201	H	Indiana St.	67 70
												206	H	SIUE	90 49
												212	A	Bradley	68 58
												225	H	Richmond	73 66
												231	A	St. Bonaventure	74 58
												231	H	St. Bonaventure	64 49
												274	A	Davidson	106 69
												278	A	Southeast Mo. St.	89 50
												290	A	Lipscomb	83 38
												292	A	Massachusetts	81 60
												299	H	Eastern Ky.	78 51
												307	A	Rhode Island	68 50
												320	A	UC Irvine	79 69
												335	H	Morgan St.	71 43
LAST 12 Division I GAMES:															
225	H	Richmond	73 66	126	H	Fordham	82 58								
165	A	La Salle	79 74	46	H	George Washington	67 59								
231	A	St. Bonaventure	74 58	307	A	Rhode Island	68 50								
137	H	VCU	77 72	132	A	Duquesne	65 94								
104	H	Saint Joseph's	63 66	52	H	Dayton	67 78								
292	A	Massachusetts	81 60	231	H	St. Bonaventure	64 49								

Non-Div I Games:

Saint Louis

■ Loss,
 ■ Non-Conf, S Site,
 ■ Home
 ■ Away
 N Neutral

Saint Peter's

Through Games Of Feb. 18, 2017

Average RPI Win:	269	WON-LOST	WINNING	LAST 10	STRENGTH OF	OPP. STRENGTH	TEAM	ADJ.	CONF.	ADJ CONF.
Average RPI Loss:	172	RECORD	PCT. RANK	GAMES	SCHEDULE	OF SCHEDULE	RPI	RPI	RPI	RPI
DIV. I ONLY	3- 24	341	0- 10	176	246	325	325	18	18	
DIV. I NON-CONF.	1- 8	314	0- 0	109	275	302	302	17	17	
TOTALS	RPI 1-25	RPI 26-50	W-L RECORDS	RPI 51-100	RPI 101-150	RPI 150+				
3- 24	0- 2	0- 2	OVERALL	0- 1	0- 4	3- 15				
2- 8	0- 0	0- 1	HOME	0- 0	0- 2	2- 5				
1- 13	0- 0	0- 0	AWAY	0- 0	0- 0	1- 1				
0- 3	0- 0	0- 0	NEUTRAL	0- 0	0- 1	0- 2				
1- 8	0- 2	0- 0	NON-CONFERENCE	0- 1	0- 1	1- 4				
1- 0	0- 0	0- 0	HOME	0- 0	0- 0	1- 0				
0- 5	0- 2	0- 0	AWAY	0- 1	0- 0	0- 2				
0- 3	0- 0	0- 0	NEUTRAL	0- 0	0- 1	0- 2				
2- 16	0- 0	0- 2	CONFERENCE	0- 0	0- 3	2- 11				
1- 8	0- 0	0- 1	HOME	0- 0	0- 2	1- 5				
1- 8	0- 0	0- 1	AWAY	0- 0	0- 1	1- 6				
0- 0	0- 0	0- 0	NEUTRAL	0- 0	0- 0	0- 0				

RPI 1-25				RPI 26-50				RPI 51-100				RPI 101+ Team's RPI: 325			
RPI	S	Opponent	Score	RPI	S	Opponent	Score	RPI	S	Opponent	Score	RPI	S	Opponent	Score
4	A	South Carolina	38 93	41	A	Quinnipiac	47 82	75	A	Penn St.	50 106	112	A	Rider	46 47
20	A	Maryland	49 101	41	H	Quinnipiac	51 84					112	H	Rider	43 56
												140	N	Maine	43 59
												146	H	Iona	58 66
												163	A	Brown	71 80
												176	N	Hampton	42 71
												177	A	Siena	55 80
												184	A	Fairfield	38 50
												184	H	Fairfield	39 56
												224	A	Marist	73 69
												224	H	Marist	58 66
												226	A	Monmouth	59 76
												226	H	Monmouth	42 58
												239	A	Niagara	63 71
												239	H	Niagara	78 66
												259	N	Bowling Green	68 73
												262	A	Canisius	56 61
												262	H	Canisius	54 59
												268	A	Manhattan	44 57
												268	H	Manhattan	65 69
												324	A	St. Francis Brooklyn	52 58
												345	H	Fairleigh Dickinson	65 43
LAST 12 Division I GAMES:															
239	A	Niagara	63 71	268	A	Manhattan	44 57								
262	A	Canisius	56 61	112	A	Rider	46 47								
184	H	Fairfield	39 56	268	H	Manhattan	65 69								
226	H	Monmouth	42 58	112	H	Rider	43 56								
184	A	Fairfield	38 50	177	A	Siena	55 80								
224	H	Marist	58 66	262	H	Canisius	54 59								

Non-Div I Games:

Saint Peter's

■ Loss,
 ■ Non-Conf,
 ■ S Site,
 ■ Home
 ■ A Away
 N Neutral

Average RPI Win:	335	WON-LOST	WINNING	LAST 10	STRENGTH OF	OPP. STRENGTH	TEAM	ADJ.	CONF.	ADJ CONF.
Average RPI Loss:	205	RECORD	PCT. RANK	GAMES	SCHEDULE	OF SCHEDULE	RPI	RPI	RPI	RPI
DIV. I ONLY	2- 21	342	2- 8	262	316	341	341	27	27	
DIV. I NON-CONF.	0- 9	335	0- 0	173	301	337	337	27	27	
TOTALS	RPI 1-25	RPI 26-50	W-L RECORDS	RPI 51-100	RPI 101-150	RPI 150+				
2- 21	0- 1	0- 0	OVERALL	0- 1	0- 6	2- 13				
2- 5	0- 0	0- 0	HOME	0- 0	0- 2	2- 3				
0- 15	0- 1	0- 0	AWAY	0- 1	0- 2	0- 7				
0- 1	0- 0	0- 0	NEUTRAL	0- 0	0- 0	0- 1				
0- 9	0- 1	0- 0	NON-CONFERENCE	0- 0	0- 2	0- 6				
0- 1	0- 0	0- 0	HOME	0- 0	0- 0	0- 1				
0- 7	0- 1	0- 0	AWAY	0- 0	0- 2	0- 4				
0- 1	0- 0	0- 0	NEUTRAL	0- 0	0- 0	0- 1				
2- 12	0- 0	0- 0	CONFERENCE	0- 1	0- 4	2- 7				
2- 4	0- 0	0- 0	HOME	0- 0	0- 2	2- 2				
0- 8	0- 0	0- 0	AWAY	0- 1	0- 2	0- 5				
0- 0	0- 0	0- 0	NEUTRAL	0- 0	0- 0	0- 0				

RPI 1-25				RPI 26-50				RPI 51-100				RPI 101+ Team's RPI: 341			
RPI	S	Opponent	Score	RPI	S	Opponent	Score	RPI	S	Opponent	Score	RPI	S	Opponent	Score
25	A	LSU	41 89					100	A	Abilene Christian	56 78	110	H	SFA	65 83
												117	A	Central Ark.	48 75
												128	A	Lamar University	51 84
												128	H	Lamar University	44 70
												135	A	TCU	37 81
												141	A	Arkansas	39 71
												167	A	Rice	51 77
												172	A	Texas St.	46 69
												202	A	New Orleans	49 78
												251	A	UTRGV	50 78
												251	H	UTRGV	45 69
												252	N	Marshall	50 73
												269	A	McNeese	56 79
												293	A	Prairie View	65 75
												297	A	Northwestern St.	51 78
												298	H	Nicholls St.	59 66
												303	H	A&M-Corpus Christi	37 63
												327	H	Southeastern La.	68 61
												332	A	Incarinate Word	55 82
												342	A	Houston Baptist	51 61
												342	H	Houston Baptist	78 63
LAST 12 Division I GAMES:															
332	A	Incarinate Word	55 82	327	H	Southeastern La.	68 61	303	H	A&M-Corpus Christi	37 63				
117	A	Central Ark.	48 75	128	H	Lamar University	44 70	297	A	Northwestern St.	51 78				
342	H	Houston Baptist	78 63	202	A	New Orleans	49 78	298	H	Nicholls St.	59 66				
128	A	Lamar University	51 84												
100	A	Abilene Christian	56 78												
110	H	SFA	65 83												

Non-Div I Games: Wiley 51 57

Sam Houston St.

Loss, Non-Conf, S Site, H Home A Away N Neutral

Average RPI Win:	232	WON-LOST	WINNING	LAST 10	STRENGTH OF	OPP. STRENGTH	TEAM	ADJ.	CONF.	ADJ CONF.
Average RPI Loss:	143	RECORD	PCT. RANK	GAMES	SCHEDULE	OF SCHEDULE	RPI	RPI	RPI	RPI
DIV. I ONLY	10- 17	249	3- 6	188	161	230	230	17	17	
DIV. I NON-CONF.	6- 8	203	0- 0	176	102	197	197	20	20	
TOTALS	RPI 1-25	RPI 26-50	W-L RECORDS	RPI 51-100	RPI 101-150	RPI 150+				
10- 17	0- 1	0- 1	OVERALL	1- 6	1- 0	8- 9				
7- 5	0- 0	0- 0	HOME	0- 2	1- 0	6- 3				
3- 10	0- 1	0- 1	AWAY	1- 4	0- 0	2- 4				
0- 2	0- 0	0- 0	NEUTRAL	0- 0	0- 0	0- 2				
6- 8	0- 1	0- 1	NON-CONFERENCE	1- 3	1- 0	4- 3				
5- 1	0- 0	0- 0	HOME	0- 1	1- 0	4- 0				
1- 5	0- 1	0- 1	AWAY	1- 2	0- 0	0- 1				
0- 2	0- 0	0- 0	NEUTRAL	0- 0	0- 0	0- 2				
4- 9	0- 0	0- 0	CONFERENCE	0- 3	0- 0	4- 6				
2- 4	0- 0	0- 0	HOME	0- 1	0- 0	2- 3				
2- 5	0- 0	0- 0	AWAY	0- 2	0- 0	2- 3				
0- 0	0- 0	0- 0	NEUTRAL	0- 0	0- 0	0- 0				

RPI 1-25				RPI 26-50				RPI 51-100				RPI 101+ Team's RPI: 230			
RPI	S	Opponent	Score	RPI	S	Opponent	Score	RPI	S	Opponent	Score	RPI	S	Opponent	Score
15	A	Kentucky	57 80	29	A	Harvard	52 57	51	A	Georgia Tech	57 62	149	H	Memphis	48 42
								61	H	Belmont	54 73	164	N	UC Riverside	48 51
								78	A	Wake Forest	40 51	176	N	Hampton	57 63
								87	A	Chattanooga	45 51	183	H	UAB	52 49
								87	H	Chattanooga	61 77	194	A	ETSU	56 61
								89	A	Georgia	65 59	194	H	ETSU	57 69
								93	A	Mercer	49 59	205	A	UNCG	40 64
												205	H	UNCG	47 55
												208	H	Alabama St.	63 49
												237	H	UT Martin	69 62
												241	A	Furman	48 53
												241	H	Furman	50 54
												260	A	Wofford	55 48
												260	H	Wofford	57 54
												291	A	Western Caro.	49 42
												291	H	Western Caro.	51 50
												307	A	Rhode Island	63 78
												349	H	Alabama A&M	61 37
LAST 12 Division I GAMES:															
260	A	Wofford	55 48	93	A	Mercer	49 59								
241	A	Furman	48 53	241	H	Furman	50 54								
291	H	Western Caro.	51 50	260	H	Wofford	57 54								
205	H	UNCG	47 55	205	A	UNCG	40 64								
87	A	Chattanooga	45 51	291	A	Western Caro.	49 42								
194	A	ETSU	56 61	194	H	ETSU	57 69								

Non-Div I Games: AUM

72 50

Samford

■ Loss,
 ■ Non-Conf,
 ■ S Site,
 ■ Home
 ■ A Away
 N Neutral

Average RPI Win:	219	WON-LOST	WINNING	LAST 10	STRENGTH OF	OPP. STRENGTH	TEAM	ADJ.	CONF.	ADJ CONF.
Average RPI Loss:	155	RECORD	PCT. RANK	GAMES	SCHEDULE	OF SCHEDULE	RPI	RPI	RPI	RPI
DIV. I ONLY	12- 14	194	4- 6	247	172	228	228	15	15	
DIV. I NON-CONF.	6- 4	127	0- 0	242	261	177	177	13	13	
TOTALS	RPI 1-25	RPI 26-50	W-L RECORDS	RPI 51-100	RPI 101-150	RPI 150+				
12- 14	0- 0	0- 0	OVERALL	0- 4	1- 6	11- 4				
10- 5	0- 0	0- 0	HOME	0- 2	1- 2	9- 1				
2- 9	0- 0	0- 0	AWAY	0- 0	0- 0	2- 1				
0- 0	0- 0	0- 0	NEUTRAL	0- 0	0- 0	0- 0				
6- 4	0- 0	0- 0	NON-CONFERENCE	0- 1	0- 3	6- 0				
5- 1	0- 0	0- 0	HOME	0- 0	0- 1	5- 0				
1- 3	0- 0	0- 0	AWAY	0- 1	0- 2	1- 0				
0- 0	0- 0	0- 0	NEUTRAL	0- 0	0- 0	0- 0				
6- 10	0- 0	0- 0	CONFERENCE	0- 3	1- 3	5- 4				
5- 4	0- 0	0- 0	HOME	0- 2	1- 1	4- 1				
1- 6	0- 0	0- 0	AWAY	0- 1	0- 2	1- 3				
0- 0	0- 0	0- 0	NEUTRAL	0- 0	0- 0	0- 0				

RPI 1-25				RPI 26-50				RPI 51-100				RPI 101+				Team's RPI: 228	
RPI	S	Opponent	Score	RPI	S	Opponent	Score	RPI	S	Opponent	Score	RPI	S	Opponent	Score		
								76	H	Gonzaga	55 57	111	A	Arizona	59 76		
								91	A	BYU	63 81	121	H	North Dakota	61 65		
								91	H	BYU	47 65	124	A	St. Mary's (CA)	65 77		
								94	A	Washington St.	73 83	124	H	St. Mary's (CA)	73 71		
												125	A	Northern Colo.	51 54		
												145	A	San Francisco	72 81		
												145	H	San Francisco	67 82		
												155	A	Santa Clara	57 56		
												155	H	Santa Clara	60 58		
												170	A	CSUN	76 67		
												198	A	Loyola Marymount	55 63		
												198	H	Loyola Marymount	61 58		
												215	H	Seattle U	67 44		
												229	A	Pacific	64 84		
												229	H	Pacific	73 71		
												234	H	UC Santa Barbara	77 63		
												257	H	Portland	57 40		
												261	H	San Diego St.	91 53		
												287	H	Nevada	70 54		
												309	A	Pepperdine	40 57		
												309	H	Pepperdine	42 55		
												340	H	Cal St. Fullerton	103 50		
LAST 12 Division I GAMES:																	
				155	H	Santa Clara	60 58					257	H	Portland	57 40		
				91	H	BYU	47 65					76	H	Gonzaga	55 57		
				309	A	Pepperdine	40 57					145	A	San Francisco	72 81		
				229	H	Pacific	73 71					198	H	Loyola Marymount	61 58		
				124	A	St. Mary's (CA)	65 77					91	A	BYU	63 81		
				198	A	Loyola Marymount	55 63					155	A	Santa Clara	57 56		

Non-Div I Games:

San Diego

■ Loss,
 ■ Non-Conf,
 ■ S Site,
 ■ Home
 ■ Away
 N Neutral

Average RPI Win:	217	WON-LOST	WINNING	LAST 10	STRENGTH OF	OPP. STRENGTH	TEAM	ADJ.	CONF.	ADJ CONF.
Average RPI Loss:	162	RECORD	PCT. RANK	GAMES	SCHEDULE	OF SCHEDULE	RPI	RPI	RPI	RPI
DIV. I ONLY	7- 16	280	2- 8	153	233	261	261	13	13	
DIV. I NON-CONF.	3- 6	230	0- 0	161	330	236	236	15	15	
TOTALS	RPI 1-25	RPI 26-50	W-L RECORDS	RPI 51-100	RPI 101-150	RPI 150+				
7- 16	0- 0	0- 1	OVERALL	2- 2	0- 4	5- 9				
5- 5	0- 0	0- 1	HOME	2- 0	0- 0	3- 4				
1- 10	0- 0	0- 0	AWAY	0- 2	0- 3	1- 5				
1- 1	0- 0	0- 0	NEUTRAL	0- 0	0- 1	1- 0				
3- 6	0- 0	0- 1	NON-CONFERENCE	0- 0	0- 2	3- 3				
1- 2	0- 0	0- 1	HOME	0- 0	0- 0	1- 1				
1- 3	0- 0	0- 0	AWAY	0- 0	0- 1	1- 2				
1- 1	0- 0	0- 0	NEUTRAL	0- 0	0- 1	1- 0				
4- 10	0- 0	0- 0	CONFERENCE	2- 2	0- 2	2- 6				
4- 3	0- 0	0- 0	HOME	2- 0	0- 0	2- 3				
0- 7	0- 0	0- 0	AWAY	0- 2	0- 2	0- 3				
0- 0	0- 0	0- 0	NEUTRAL	0- 0	0- 0	0- 0				

RPI S	Opponent	Score	RPI S	Opponent	Score	RPI S	Opponent	Score	RPI S	Opponent	Score	Team's RPI: 261
34	H Michigan	57 92	53	A Colorado St.	43 60	101	A UC Davis	55 75				
			68	H Boise St.	84 77	107	N UT Arlington	58 64				
			85	A UNLV	62 80	115	A Wyoming	67 80				
			85	H UNLV	87 68	141	A New Mexico	42 85				
						164	A UC Riverside	44 72				
						174	H Fresno St.	51 59				
						192	A Utah St.	47 53				
						192	H Utah St.	66 59				
						195	A San Jose St.	80 81				
						195	H San Jose St.	90 99				
						198	H Loyola Marymount	53 60				
						228	A San Diego	53 91				
						234	H UC Santa Barbara	84 70				
						287	A Nevada	65 88				
						287	H Nevada	83 78				
						314	N Central Conn. St.	80 62				
						323	H Air Force	59 62				
						340	A Cal St. Fullerton	71 61				
LAST 12 Division I GAMES:												
85	A UNLV	62 80	53	A Colorado St.	43 60							
192	H Utah St.	66 59	323	H Air Force	59 62							
287	A Nevada	65 88	85	H UNLV	87 68							
195	H San Jose St.	90 99	192	A Utah St.	47 53							
174	H Fresno St.	51 59	195	A San Jose St.	80 81							
115	A Wyoming	67 80	68	H Boise St.	84 77							

Non-Div I Games: Biola 63 48 San Diego Christian80 70

San Diego St.

San Francisco

Through Games Of Feb. 18, 2017

Average RPI Win:	206	WON-LOST	WINNING	LAST 10	STRENGTH OF	OPP. STRENGTH	TEAM	ADJ.	CONF.	ADJ CONF.
Average RPI Loss:	139	RECORD	PCT. RANK	GAMES	SCHEDULE	OF SCHEDULE	RPI	RPI	RPI	RPI
DIV. I ONLY	15- 12	143	6- 4	187	141	145	145	15	15	
DIV. I NON-CONF.	6- 5	148	0- 0	193	180	157	157	13	13	
TOTALS	RPI 1-25	RPI 26-50	W-L RECORDS	RPI 51-100	RPI 101-150	RPI 150+				
15- 12	0- 0	0- 0	OVERALL	2- 4	1- 4	12- 4				
10- 2	0- 0	0- 0	HOME	2- 0	1- 2	7- 0				
4- 10	0- 0	0- 0	AWAY	0- 4	0- 2	4- 4				
1- 0	0- 0	0- 0	NEUTRAL	0- 0	0- 0	1- 0				
6- 5	0- 0	0- 0	NON-CONFERENCE	0- 2	1- 2	5- 1				
4- 1	0- 0	0- 0	HOME	0- 0	1- 1	3- 0				
1- 4	0- 0	0- 0	AWAY	0- 2	0- 1	1- 1				
1- 0	0- 0	0- 0	NEUTRAL	0- 0	0- 0	1- 0				
9- 7	0- 0	0- 0	CONFERENCE	2- 2	0- 2	7- 3				
6- 1	0- 0	0- 0	HOME	2- 0	0- 1	4- 0				
3- 6	0- 0	0- 0	AWAY	0- 2	0- 1	3- 3				
0- 0	0- 0	0- 0	NEUTRAL	0- 0	0- 0	0- 0				

RPI 1-25			RPI 26-50			RPI 51-100			RPI 101+ Team's RPI: 145		
RPI	S	Opponent	Score	RPI	S	Opponent	Score	RPI	S	Opponent	Score
						74 A California	52 75	101 H UC Davis		58 78	
						76 A Gonzaga	46 61	118 H Long Beach St.		73 71	
						76 H Gonzaga	77 72	121 A North Dakota		63 71	
						91 A BYU	61 73	124 A St. Mary's (CA)		72 75	
						91 H BYU	70 63	124 H St. Mary's (CA)		62 64	
						94 A Washington St.	35 73	155 A Santa Clara		61 74	
								155 H Santa Clara		77 68	
								174 A Fresno St.		48 61	
								195 H San Jose St.		79 71	
								198 A Loyola Marymount		79 72	
								215 H Seattle U		73 59	
								228 A San Diego		82 67	
								228 H San Diego		81 72	
								229 A Pacific		60 63	
								229 H Pacific		67 64	
								257 A Portland		75 56	
								257 H Portland		83 71	
								267 A Cal Poly		73 67	
								279 H Sacramento St.		91 80	
								291 N Western Caro.		73 52	
								309 A Pepperdine		59 81	
LAST 12 Division I GAMES:											
257 H		Portland	83 71	229 H		Pacific	67 64				
76 H		Gonzaga	77 72	124 H		St. Mary's (CA)	62 64				
91 A		BYU	61 73	228 H		San Diego	81 72				
155 A		Santa Clara	61 74	257 A		Portland	75 56				
198 A		Loyola Marymount	79 72	229 A		Pacific	60 63				
309 A		Pepperdine	59 81	91 H		BYU	70 63				

Non-Div I Games:

San Francisco

■ Loss,
 ■ Non-Conf,
 ■ S Site,
 ■ Home
 ■ A Away
 N Neutral

Average RPI Win: 237		WON-LOST	WINNING	LAST 10	STRENGTH OF	OPP. STRENGTH	TEAM	ADJ.	CONF.	ADJ CONF.
Average RPI Loss: 104		RECORD	PCT. RANK	GAMES	SCHEDULE	OF SCHEDULE	RPI	RPI	RPI	RPI
DIV. I ONLY		9- 16	252	5- 5	115	108	195	195	13	13
DIV. I NON-CONF.		2- 9	293	0- 0	92	36	229	229	15	15
TOTALS		RPI 1-25	RPI 26-50	W-L RECORDS	RPI 51-100	RPI 101-150	RPI 150+			
9- 16	0- 1		0- 2	OVERALL	1- 5	0- 4	8- 4			
5- 5	0- 0		0- 0	HOME	0- 2	0- 2	5- 1			
4- 9	0- 0		0- 1	AWAY	1- 3	0- 1	3- 3			
0- 2	0- 1		0- 1	NEUTRAL	0- 0	0- 0	0- 0			
2- 9	0- 1		0- 2	NON-CONFERENCE	0- 1	0- 2	2- 3			
1- 2	0- 0		0- 0	HOME	0- 0	0- 1	1- 1			
1- 5	0- 0		0- 1	AWAY	0- 1	0- 1	1- 2			
0- 2	0- 1		0- 1	NEUTRAL	0- 0	0- 0	0- 0			
7- 7	0- 0		0- 0	CONFERENCE	1- 4	0- 2	6- 1			
4- 3	0- 0		0- 0	HOME	0- 2	0- 1	4- 0			
3- 4	0- 0		0- 0	AWAY	1- 2	0- 1	2- 1			
0- 0	0- 0		0- 0	NEUTRAL	0- 0	0- 0	0- 0			

RPI 1-25				RPI 26-50				RPI 51-100				RPI 101+ Team's RPI: 195			
RPI	S	Opponent	Score	RPI	S	Opponent	Score	RPI	S	Opponent	Score	RPI	S	Opponent	Score
3	N	Mississippi St.	51 88	27	N	Oregon	62 91	53	A	Colorado St.	67 70	115	A	Wyoming	60 89
				28	A	Arizona St.	37 82	53	H	Colorado St.	56 68	124	H	St. Mary's (CA)	64 85
								62	A	South Dakota	69 84	141	H	New Mexico	72 82
								68	A	Boise St.	64 86	145	A	San Francisco	71 79
								85	A	UNLV	76 65	155	H	Santa Clara	75 64
								85	H	UNLV	55 63	162	A	New Mexico St.	55 66
												174	A	Fresno St.	74 88
												174	H	Fresno St.	77 68
												199	A	Nebraska	61 83
												229	H	Pacific	96 99
												261	A	San Diego St.	99 90
												261	H	San Diego St.	81 80
												263	A	Hawaii	77 61
												287	H	Nevada	107 84
												323	A	Air Force	83 67
												323	H	Air Force	86 74
LAST 12 Division I GAMES:															
				323	A	Air Force	83 67	53	H	Colorado St.	56 68				
				174	H	Fresno St.	77 68	68	A	Boise St.	64 86				
				85	H	UNLV	55 63	115	A	Wyoming	60 89				
				261	A	San Diego St.	99 90	323	H	Air Force	86 74				
				141	H	New Mexico	72 82	261	H	San Diego St.	81 80				
				85	A	UNLV	76 65	174	A	Fresno St.	74 88				

Non-Div I Games:	Stanislaus St.	90	85
------------------	----------------	----	----

San Jose St.

■ Loss, ■ Non-Conf, S Site, H Home A Away N Neutral

Santa Clara

Through Games Of Feb. 18, 2017

Average RPI Win:	199	WON-LOST	WINNING	LAST 10	STRENGTH OF	OPP. STRENGTH	TEAM	ADJ.	CONF.	ADJ CONF.
Average RPI Loss:	120	RECORD	PCT. RANK	GAMES	SCHEDULE	OF SCHEDULE	RPI	RPI	RPI	RPI
DIV. I ONLY	12- 14	194	4- 4	94	164	155	155	15	15	
DIV. I NON-CONF.	4- 6	209	0- 1	19	152	99	99	13	13	
TOTALS	RPI 1-25	RPI 26-50	W-L RECORDS	RPI 51-100	RPI 101-150	RPI 150+				
12- 14	0- 0	1- 1	OVERALL	1- 7	1- 2	9- 4				
7- 3	0- 0	0- 0	HOME	1- 2	1- 0	5- 1				
3- 8	0- 0	0- 0	AWAY	0- 0	0- 0	3- 0				
2- 3	0- 0	1- 1	NEUTRAL	0- 2	0- 0	1- 0				
4- 6	0- 0	1- 1	NON-CONFERENCE	0- 4	0- 0	3- 1				
1- 1	0- 0	0- 0	HOME	0- 1	0- 0	1- 0				
1- 2	0- 0	0- 0	AWAY	0- 1	0- 0	1- 1				
2- 3	0- 0	1- 1	NEUTRAL	0- 2	0- 0	1- 0				
8- 8	0- 0	0- 0	CONFERENCE	1- 3	1- 2	6- 3				
6- 2	0- 0	0- 0	HOME	1- 1	1- 0	4- 1				
2- 6	0- 0	0- 0	AWAY	0- 2	0- 2	2- 2				
0- 0	0- 0	0- 0	NEUTRAL	0- 0	0- 0	0- 0				

RPI S	Opponent	Score	RPI S	Opponent	Score	RPI S	Opponent	Score	RPI S	Opponent	Score	Team's RPI: 155
35 N	South Fla.	54 63	60 H	Northwestern	75 87	124 A	St. Mary's (CA)	53 55				
45 N	Marquette	65 62	69 N	Oklahoma St.	53 67	145 A	San Francisco	68 77				
			74 A	California	58 73	145 H	San Francisco	74 61				
			76 A	Gonzaga	39 51	152 H	Idaho St.	82 78				
			76 H	Gonzaga	49 50	162 N	New Mexico St.	60 46				
			83 N	Montana St.	50 77	195 A	San Jose St.	64 75				
			91 A	BYU	66 72	198 A	Loyola Marymount	50 61				
			91 H	BYU	64 63	198 H	Loyola Marymount	71 64				
						228 A	San Diego	58 60				
						228 H	San Diego	56 57				
						229 H	Pacific	68 51				
						234 A	UC Santa Barbara	69 58				
						257 A	Portland	56 44				
						257 H	Portland	68 56				
						309 A	Pepperdine	69 48				
						309 H	Pepperdine	61 40				
LAST 12 Division I GAMES:												
35 N	South Fla.	54 63	257 H	Portland	68 56							
228 A	San Diego	58 60	124 A	St. Mary's (CA)	53 55							
309 A	Pepperdine	69 48	91 A	BYU	66 72							
229 H	Pacific	68 51	198 A	Loyola Marymount	50 61							
145 H	San Francisco	74 61	76 A	Gonzaga	39 51							
76 H	Gonzaga	49 50	309 H	Pepperdine	61 40							

Non-Div I Games: UC Santa Cruz 85 39

Santa Clara

Loss, Non-Conf, S Site, H Home A Away N Neutral

Average RPI Win:	285	WON-LOST	WINNING	LAST 10	STRENGTH OF	OPP. STRENGTH	TEAM	ADJ.	CONF.	ADJ CONF.
Average RPI Loss:	166	RECORD	PCT. RANK	GAMES	SCHEDULE	OF SCHEDULE	RPI	RPI	RPI	RPI
DIV. I ONLY	8- 15	255	7- 2	218	301	277	277	32	32	
DIV. I NON-CONF.	1- 10	325	0- 0	72	53	275	275	31	31	
TOTALS	RPI 1-25	RPI 26-50	W-L RECORDS	RPI 51-100	RPI 101-150	RPI 150+				
8- 15	0- 2	0- 1	OVERALL	0- 3	0- 0	8- 9				
6- 5	0- 1	0- 0	HOME	0- 1	0- 0	6- 3				
2- 10	0- 1	0- 1	AWAY	0- 2	0- 0	2- 6				
0- 0	0- 0	0- 0	NEUTRAL	0- 0	0- 0	0- 0				
1- 10	0- 2	0- 1	NON-CONFERENCE	0- 3	0- 0	1- 4				
1- 4	0- 1	0- 0	HOME	0- 1	0- 0	1- 2				
0- 6	0- 1	0- 1	AWAY	0- 2	0- 0	0- 2				
0- 0	0- 0	0- 0	NEUTRAL	0- 0	0- 0	0- 0				
7- 5	0- 0	0- 0	CONFERENCE	0- 0	0- 0	7- 5				
5- 1	0- 0	0- 0	HOME	0- 0	0- 0	5- 1				
2- 4	0- 0	0- 0	AWAY	0- 0	0- 0	2- 4				
0- 0	0- 0	0- 0	NEUTRAL	0- 0	0- 0	0- 0				

RPI 1-25				RPI 26-50				RPI 51-100				RPI 101+ Team's RPI: 277			
RPI	S	Opponent	Score	RPI	S	Opponent	Score	RPI	S	Opponent	Score	RPI	S	Opponent	Score
4	H	South Carolina	30 70	38	A	Auburn	46 75	63	A	Iowa St.	51 74	176	A	Hampton	46 75
6	A	Washington	36 87					95	H	Jacksonville	40 55	176	H	Hampton	55 51
								96	A	FGCU	40 89	197	A	Seton Hall	60 74
												204	H	Bethune-Cookman	31 38
												208	H	Alabama St.	54 39
												227	H	Ga. Southern	45 50
												244	A	Howard	49 55
												249	H	Jacksonville St.	57 64
												253	A	UMES	59 58
												273	A	Norfolk St.	55 61
												273	H	Norfolk St.	59 53
												276	A	Kennesaw St.	60 72
												335	A	Morgan St.	43 50
												335	H	Morgan St.	66 62
												339	H	Florida A&M	56 52
												347	H	Delaware St.	64 57
												348	A	South Carolina St.	60 49
LAST 12 Division I GAMES:															
335	A	Morgan St.	43 50	335	H	Morgan St.	66 62								
273	H	Norfolk St.	59 53	348	A	South Carolina St.	60 49								
176	H	Hampton	55 51	339	H	Florida A&M	56 52								
253	A	UMES	59 58	176	A	Hampton	46 75								
244	A	Howard	49 55	273	A	Norfolk St.	55 61								
347	H	Delaware St.	64 57	204	H	Bethune-Cookman	31 38								

Non-Div I Games: Columbia (SC) 68 52 Allen 91 48

Savannah St.

■ Loss,
 ■ Non-Conf,
 ■ S Site,
 ■ Home
 ■ Away
 N Neutral

Average RPI Win:	295	WON-LOST	WINNING	LAST 10	STRENGTH OF	OPP. STRENGTH	TEAM	ADJ.	CONF.	ADJ CONF.
Average RPI Loss:	139	RECORD	PCT. RANK	GAMES	SCHEDULE	OF SCHEDULE	RPI	RPI	RPI	RPI
DIV. I ONLY	12- 14	194	8- 2	239	280	215	215	29	29	
DIV. I NON-CONF.	3- 12	288	0- 1	133	238	273	273	29	29	
TOTALS	RPI 1-25	RPI 26-50	W-L RECORDS	RPI 51-100	RPI 101-150	RPI 150+				
12- 14	0- 1	0- 0	OVERALL	0- 4	0- 2	12- 7				
6- 5	0- 1	0- 0	HOME	0- 0	0- 1	6- 3				
6- 9	0- 0	0- 0	AWAY	0- 4	0- 1	6- 4				
0- 0	0- 0	0- 0	NEUTRAL	0- 0	0- 0	0- 0				
3- 12	0- 1	0- 0	NON-CONFERENCE	0- 4	0- 2	3- 5				
2- 5	0- 1	0- 0	HOME	0- 0	0- 1	2- 3				
1- 7	0- 0	0- 0	AWAY	0- 4	0- 1	1- 2				
0- 0	0- 0	0- 0	NEUTRAL	0- 0	0- 0	0- 0				
9- 2	0- 0	0- 0	CONFERENCE	0- 0	0- 0	9- 2				
4- 0	0- 0	0- 0	HOME	0- 0	0- 0	4- 0				
5- 2	0- 0	0- 0	AWAY	0- 0	0- 0	5- 2				
0- 0	0- 0	0- 0	NEUTRAL	0- 0	0- 0	0- 0				

RPI 1-25				RPI 26-50				RPI 51-100				RPI 101+ Team's RPI: 215			
RPI	S	Opponent	Score	RPI	S	Opponent	Score	RPI	S	Opponent	Score	RPI	S	Opponent	Score
6	H	Washington	64 94					53	A	Colorado St.	62 66	123	H	Idaho	64 68
								68	A	Boise St.	68 73	145	A	San Francisco	59 73
								83	A	Montana St.	56 75	162	A	New Mexico St.	69 73
								90	A	SMU	43 77	164	A	UC Riverside	54 58
												170	H	CSUN	64 68
												198	H	Loyola Marymount	59 62
												221	A	Grand Canyon	77 82
												221	H	Grand Canyon	86 60
												228	A	San Diego	44 67
												232	H	Portland St.	71 79
												234	H	UC Santa Barbara	58 53
												251	A	UTRGV	67 54
												275	A	CSU Bakersfield	63 52
												275	H	CSU Bakersfield	54 47
												310	A	Denver	75 72
												318	A	UMKC	75 65
												318	H	UMKC	74 52
												330	H	Montana	60 44
												331	A	Utah Valley	69 51
												336	A	Chicago St.	64 51
												336	H	Chicago St.	82 53
LAST 12 Division I GAMES:															
275	A	CSU Bakersfield	63 52	162	A	New Mexico St.	69 73								
221	A	Grand Canyon	77 82	221	H	Grand Canyon	86 60								
318	H	UMKC	74 52	336	A	Chicago St.	64 51								
336	H	Chicago St.	82 53	318	A	UMKC	75 65								
331	A	Utah Valley	69 51	275	H	CSU Bakersfield	54 47								
251	A	UTRGV	67 54	170	H	CSUN	64 68								

Non-Div I Games:

Seattle U

■ Loss,
 ■ Non-Conf,
 ■ S Site,
 ■ Home
 ■ Away
 N Neutral

Average RPI Win:	198	WON-LOST	WINNING	LAST 10	STRENGTH OF	OPP. STRENGTH	TEAM	ADJ.	CONF.	ADJ CONF.
Average RPI Loss:	81	RECORD	PCT. RANK	GAMES	SCHEDULE	OF SCHEDULE	RPI	RPI	RPI	RPI
DIV. I ONLY	11- 16	224	3- 7	125	72	197	197	7	7	
DIV. I NON-CONF.	7- 4	114	0- 0	254	148	163	163	7	7	
<hr/>										
TOTALS	RPI 1-25	RPI 26-50	W-L RECORDS	RPI 51-100	RPI 101-150	RPI 150+				
11- 16	0- 4	0- 4	OVERALL	2- 3	1- 2	8- 3				
10- 6	0- 2	0- 2	HOME	2- 1	1- 1	7- 0				
1- 10	0- 2	0- 2	AWAY	0- 2	0- 1	1- 3				
0- 0	0- 0	0- 0	NEUTRAL	0- 0	0- 0	0- 0				
7- 4	0- 0	0- 0	NON-CONFERENCE	1- 1	1- 2	5- 1				
6- 1	0- 0	0- 0	HOME	1- 0	1- 1	4- 0				
1- 3	0- 0	0- 0	AWAY	0- 1	0- 1	1- 1				
0- 0	0- 0	0- 0	NEUTRAL	0- 0	0- 0	0- 0				
4- 12	0- 4	0- 4	CONFERENCE	1- 2	0- 0	3- 2				
4- 5	0- 2	0- 2	HOME	1- 1	0- 0	3- 0				
0- 7	0- 2	0- 2	AWAY	0- 1	0- 0	0- 2				
0- 0	0- 0	0- 0	NEUTRAL	0- 0	0- 0	0- 0				

RPI 1-25				RPI 26-50				RPI 51-100				RPI 101+ Team's RPI: 197			
RPI	S	Opponent	Score	RPI	S	Opponent	Score	RPI	S	Opponent	Score	RPI	S	Opponent	Score
17	A	DePaul	60 86	45	A	Marquette	60 103	57	A	Georgetown	58 77	107	H	UT Arlington	61 86
17	H	DePaul	65 96	45	H	Marquette	77 83	57	H	Georgetown	60 77	112	H	Rider	89 81
22	A	Creighton	44 61	50	A	Villanova	52 69	64	A	Minnesota	57 90	113	A	Princeton	67 94
22	H	Creighton	60 70	50	H	Villanova	52 87	72	H	St. John's (NY)	64 59	166	H	Boston College	71 66
								78	H	Wake Forest	70 63	178	H	Providence	55 43
												181	A	Xavier	64 72
												181	H	Xavier	71 62
												213	A	Rutgers	45 53
												224	A	Marist	76 63
												243	A	Butler	58 79
												243	H	Butler	65 63
												277	H	Savannah St.	74 60
												314	H	Central Conn. St.	78 70
												337	H	LIU Brooklyn	77 59
<hr/>															
LAST 12 Division I GAMES:															
22	A	Creighton	44 61	181	H	Xavier	71 62								
50	H	Villanova	52 87	22	H	Creighton	60 70								
57	H	Georgetown	60 77	178	H	Providence	55 43								
17	A	DePaul	60 86	57	A	Georgetown	58 77								
45	A	Marquette	60 103	50	A	Villanova	52 69								
243	H	Butler	65 63	45	H	Marquette	77 83								

Non-Div I Games:

Seton Hall

■ Loss,
 ■ Non-Conf,
 ■ S Site,
 ■ H Home
 ■ A Away
 N Neutral

Average RPI Win: 238		WON-LOST	WINNING	LAST 10	STRENGTH OF	OPP. STRENGTH	TEAM	ADJ.	CONF.	ADJ CONF.
Average RPI Loss: 126		RECORD	PCT. RANK	GAMES	SCHEDULE	OF SCHEDULE	RPI	RPI	RPI	RPI
DIV. I ONLY		12- 15	207	7- 3	119	225	177	177	18	18
DIV. I NON-CONF.		1- 8	314	0- 0	31	187	250	250	17	17
TOTALS		RPI 1-25	RPI 26-50	W-L RECORDS		RPI 51-100	RPI 101-150	RPI 150+		
12- 15	0- 0		0- 4	OVERALL		0- 2	1- 3	11- 6		
7- 6	0- 0		0- 2	HOME		0- 1	0- 1	7- 2		
5- 9	0- 0		0- 2	AWAY		0- 1	1- 2	4- 4		
0- 0	0- 0		0- 0	NEUTRAL		0- 0	0- 0	0- 0		
1- 8	0- 0		0- 2	NON-CONFERENCE		0- 2	0- 1	1- 3		
1- 3	0- 0		0- 1	HOME		0- 1	0- 0	1- 1		
0- 5	0- 0		0- 1	AWAY		0- 1	0- 1	0- 2		
0- 0	0- 0		0- 0	NEUTRAL		0- 0	0- 0	0- 0		
11- 7	0- 0		0- 2	CONFERENCE		0- 0	1- 2	10- 3		
6- 3	0- 0		0- 1	HOME		0- 0	0- 1	6- 1		
5- 4	0- 0		0- 1	AWAY		0- 0	1- 1	4- 2		
0- 0	0- 0		0- 0	NEUTRAL		0- 0	0- 0	0- 0		

[illegible]

Non-Div I Games:

Siena

Loss, Non-Conf, S Site, H Home A Away N Neutral

Average RPI Win:	247	WON-LOST	WINNING	LAST 10	STRENGTH OF	OPP. STRENGTH	TEAM	ADJ.	CONF.	ADJ CONF.
Average RPI Loss:	150	RECORD	PCT. RANK	GAMES	SCHEDULE	OF SCHEDULE	RPI	RPI	RPI	RPI
DIV. I ONLY	7- 16	280	2- 8	151	236	238	238	21	21	
DIV. I NON-CONF.	3- 6	230	0- 0	88	190	188	188	19	19	
TOTALS	RPI 1-25	RPI 26-50	W-L RECORDS	RPI 51-100	RPI 101-150	RPI 150+				
7- 16	0- 0	0- 2	OVERALL	0- 2	0- 5	7- 7				
2- 8	0- 0	0- 1	HOME	0- 0	0- 3	2- 4				
4- 7	0- 0	0- 1	AWAY	0- 1	0- 2	4- 3				
1- 1	0- 0	0- 0	NEUTRAL	0- 1	0- 0	1- 0				
3- 6	0- 0	0- 1	NON-CONFERENCE	0- 2	0- 2	3- 1				
1- 2	0- 0	0- 1	HOME	0- 0	0- 1	1- 0				
1- 3	0- 0	0- 0	AWAY	0- 1	0- 1	1- 1				
1- 1	0- 0	0- 0	NEUTRAL	0- 1	0- 0	1- 0				
4- 10	0- 0	0- 1	CONFERENCE	0- 0	0- 3	4- 6				
1- 6	0- 0	0- 0	HOME	0- 0	0- 2	1- 4				
3- 4	0- 0	0- 1	AWAY	0- 0	0- 1	3- 2				
0- 0	0- 0	0- 0	NEUTRAL	0- 0	0- 0	0- 0				

RPI S	Opponent	Score	RPI S	Opponent	Score	RPI S	Opponent	Score	RPI S	Opponent	Score	Team's RPI: 238
32	H North Carolina St.	31 74	77	N Florida	33 85	107	H UT Arlington	49 73				
48	A Little Rock	54 71	95	A Jacksonville	55 62	108	A Troy	71 75				
						108	H Troy	57 73				
						114	A UCF	58 70				
						122	H Southern Miss.	48 57				
						160	A Louisiana	38 62				
						172	H Texas St.	44 57				
						183	A UAB	41 66				
						202	A New Orleans	65 62				
						209	H Appalachian St.	54 41				
						227	A Ga. Southern	55 46				
						227	H Ga. Southern	45 53				
						233	H Southern U.	55 48				
						247	A Georgia St.	77 47				
						247	H Georgia St.	45 55				
						271	H Coastal Caro.	45 61				
						285	N North Florida	62 55				
						326	A Arkansas St.	53 56				
						329	A La.-Monroe	74 44				
LAST 12 Division I GAMES:												
209	H Appalachian St.	54 41	247	H Georgia St.	45 55							
271	H Coastal Caro.	45 61	48	A Little Rock	54 71							
329	A La.-Monroe	74 44	326	A Arkansas St.	53 56							
160	A Louisiana	38 62	172	H Texas St.	44 57							
108	A Troy	71 75	107	H UT Arlington	49 73							
227	H Ga. Southern	45 53	247	A Georgia St.	77 47							

Non-Div I Games: Spring Hill 38 33 William Carey 62 39

South Ala.

Loss, Non-Conf, S Site, H Home A Away N Neutral

Through Games of Feb. 10, 1917										
Average RPI Win:	90	WON-LOST	WINNING	LAST 10	STRENGTH OF	OPP. STRENGTH	TEAM	ADJ.	CONF.	ADJ CONF.
Average RPI Loss:	9	RECORD	PCT. RANK	GAMES	SCHEDULE	OF SCHEDULE	RPI	RPI	RPI	RPI
DIV. I ONLY	22- 3	7	8- 2	8	1	4	4	2	2	
DIV. I NON-CONF.	10- 2	32	0- 1	12	2	3	3	2	2	
TOTALS	RPI 1-25	RPI 26-50	W-L RECORDS	RPI 51-100	RPI 101-150	RPI 150+				
22- 3	6- 3	3- 0	OVERALL	5- 0	5- 0	3- 0				
12- 1	2- 1	1- 0	HOME	3- 0	4- 0	2- 0				
9- 2	3- 2	2- 0	AWAY	2- 0	1- 0	1- 0				
1- 0	1- 0	0- 0	NEUTRAL	0- 0	0- 0	0- 0				
10- 2	3- 2	1- 0	NON-CONFERENCE	1- 0	2- 0	3- 0				
6- 0	1- 0	0- 0	HOME	1- 0	2- 0	2- 0				
3- 2	1- 2	1- 0	AWAY	0- 0	0- 0	1- 0				
1- 0	1- 0	0- 0	NEUTRAL	0- 0	0- 0	0- 0				
12- 1	3- 1	2- 0	CONFERENCE	4- 0	3- 0	0- 0				
6- 1	1- 1	1- 0	HOME	2- 0	2- 0	0- 0				
6- 0	2- 0	1- 0	AWAY	2- 0	1- 0	0- 0				
0- 0	0- 0	0- 0	NEUTRAL	0- 0	0- 0	0- 0				

RPI	S	Opponent	Score	RPI	S	Opponent	Score	RPI	S	Opponent	Score	RPI	S	Opponent	Score
1	A	UConn	55 66	26	A	Ohio St.	92 80	64	H	Minnesota	98 58	105	H	Clemson	83 61
3	H	Mississippi St.	64 61	38	A	Auburn	73 47	77	A	Florida	81 62	109	H	Ole Miss	65 46
7	A	Texas	76 67	38	H	Auburn	60 41	89	A	Georgia	62 44	129	H	Alabama	93 45
9	A	Duke	63 74					89	H	Georgia	66 63	140	H	Maine	79 42
12	H	UCLA	66 57					92	H	Vanderbilt	82 51	141	A	Arkansas	79 49
13	N	Louisville	83 59									176	H	Hampton	92 38
15	A	Kentucky	75 63									277	A	Savannah St.	70 30
18	H	Tennessee	74 76									325	H	Saint Peter's	93 38
25	A	LSU	84 61												
LAST 12 Division I GAMES:															
92	H	Vanderbilt	82 51	89	A	Georgia	62 44								
1	A	UConn	55 66	3	H	Mississippi St.	64 61								
38	H	Auburn	60 41	109	H	Ole Miss	65 46								
141	A	Arkansas	79 49	25	A	LSU	84 61								
15	A	Kentucky	75 63	89	H	Georgia	66 63								
18	H	Tennessee	74 76	77	A	Florida	81 62								

Non-Div I Games:

South Carolina

■ Loss,
 ■ Non-Conf, S Site,
 ■ Home
 ■ Away
 N Neutral

Average RPI Win:	307	WON-LOST	WINNING	LAST 10	STRENGTH OF	OPP. STRENGTH	TEAM	ADJ.	CONF.	ADJ CONF.
Average RPI Loss:	239	RECORD	PCT. RANK	GAMES	SCHEDULE	OF SCHEDULE	RPI	RPI	RPI	RPI
DIV. I ONLY	3- 20	331	2- 8	345	326	348	348	32	32	
DIV. I NON-CONF.	1- 8	314	0- 0	334	213	345	345	31	31	
TOTALS	RPI 1-25	RPI 26-50	W-L RECORDS	RPI 51-100	RPI 101-150	RPI 150+				
3- 20	0- 0	0- 0	OVERALL	0- 1	0- 2	3- 17				
1- 7	0- 0	0- 0	HOME	0- 0	0- 0	1- 7				
2- 12	0- 0	0- 0	AWAY	0- 1	0- 2	2- 9				
0- 1	0- 0	0- 0	NEUTRAL	0- 0	0- 0	0- 1				
1- 8	0- 0	0- 0	NON-CONFERENCE	0- 1	0- 2	1- 5				
0- 1	0- 0	0- 0	HOME	0- 0	0- 0	0- 1				
1- 6	0- 0	0- 0	AWAY	0- 1	0- 2	1- 3				
0- 1	0- 0	0- 0	NEUTRAL	0- 0	0- 0	0- 1				
2- 12	0- 0	0- 0	CONFERENCE	0- 0	0- 0	2- 12				
1- 6	0- 0	0- 0	HOME	0- 0	0- 0	1- 6				
1- 6	0- 0	0- 0	AWAY	0- 0	0- 0	1- 6				
0- 0	0- 0	0- 0	NEUTRAL	0- 0	0- 0	0- 0				

RPI S	Opponent	Score	RPI S	Opponent	Score	RPI S	Opponent	Score	RPI S	Opponent	Score	Team's RPI: 348
						89	A Georgia	50 64	105	A Clemson	36 56	
									106	A North Carolina	49 82	
									176	A Hampton	46 80	
									176	H Hampton	50 51	
									204	H Bethune-Cookman	34 64	
									227	A Ga. Southern	58 74	
									244	A Howard	57 75	
									250	A Charleston So.	62 67	
									253	A UMES	67 60	
									260	A Wofford	65 66	
									271	N Coastal Caro.	54 63	
									273	A Norfolk St.	68 83	
									273	H Norfolk St.	53 68	
									277	H Savannah St.	49 60	
									280	A N.C. A&T	54 66	
									284	A Coppin St.	54 70	
									284	H Coppin St.	63 66	
									317	H USC Upstate	67 73	
									333	A Winthrop	63 55	
									335	H Morgan St.	50 46	
									343	A N.C. Central	41 52	
									347	H Delaware St.	70 72	
LAST 12 Division I GAMES:												
284	H	Coppin St.	63	66	244	A	Howard	57	75			
273	A	Norfolk St.	68	83	253	A	UMES	67	60			
280	A	N.C. A&T	54	66	176	A	Hampton	46	80			
343	A	N.C. Central	41	52	335	H	Morgan St.	50	46			
176	H	Hampton	50	51	347	H	Delaware St.	70	72			
273	H	Norfolk St.	53	68	277	H	Savannah St.	49	60			

Non-Div I Games: St. Andrews 72 35 Morris 85 57

South Carolina St.

Loss, Non-Conf, S Site, H Home A Away N Neutral

South Dakota

Through Games Of Feb. 18, 2017

Average RPI Win:	191	WON-LOST	WINNING	LAST 10	STRENGTH OF	OPP. STRENGTH	TEAM	ADJ.	CONF.	ADJ CONF.
Average RPI Loss:	132	RECORD	PCT. RANK	GAMES	SCHEDULE	OF SCHEDULE	RPI	RPI	RPI	RPI
DIV. I ONLY	20- 5	23	8- 2	223	116	62	62	11	11	
DIV. I NON-CONF.	9- 2	37	0- 0	150	127	39	39	9	9	
TOTALS	RPI 1-25	RPI 26-50	W-L RECORDS	RPI 51-100	RPI 101-150	RPI 150+				
20- 5	0- 0	1- 1	OVERALL	2- 1	5- 2	12- 1				
10- 1	0- 0	1- 0	HOME	1- 1	3- 0	5- 0				
7- 4	0- 0	0- 1	AWAY	0- 0	2- 2	5- 1				
3- 0	0- 0	0- 0	NEUTRAL	1- 0	0- 0	2- 0				
9- 2	0- 0	0- 0	NON-CONFERENCE	1- 0	1- 2	7- 0				
3- 0	0- 0	0- 0	HOME	0- 0	1- 0	2- 0				
3- 2	0- 0	0- 0	AWAY	0- 0	0- 2	3- 0				
3- 0	0- 0	0- 0	NEUTRAL	1- 0	0- 0	2- 0				
11- 3	0- 0	1- 1	CONFERENCE	1- 1	4- 0	5- 1				
7- 1	0- 0	1- 0	HOME	1- 1	2- 0	3- 0				
4- 2	0- 0	0- 1	AWAY	0- 0	2- 0	2- 1				
0- 0	0- 0	0- 0	NEUTRAL	0- 0	0- 0	0- 0				

RPI S	Opponent	Score	RPI S	Opponent	Score	RPI S	Opponent	Score	RPI S	Opponent	Score
37	A South Dakota St.	58 70	37	H South Dakota St.	65 62	66	H IUPUI	75 62	110	H SFA	80 74
37	H South Dakota St.	65 62	80	H Western Ill.	78 86	82	N Northern Ill.	97 83	115	A Wyoming	62 69
									141	A Arkansas	67 70
									148	A Oral Roberts	69 47
									148	H Oral Roberts	79 50
									150	A Omaha	60 52
									150	H Omaha	91 56
									157	A Tulsa	71 68
									164	A UC Riverside	61 55
									189	H Illinois	77 68
									190	N Southern Ill.	68 57
									195	H San Jose St.	84 69
									206	N SIUE	75 68
									275	A CSU Bakersfield	75 60
									289	A North Dakota St.	73 83
									289	H North Dakota St.	80 48
									310	A Denver	53 44
									310	H Denver	70 64
									321	A Fort Wayne	82 55
									321	H Fort Wayne	87 59
LAST 12 Division I GAMES:											
150	H Omaha	91 56	289	H North Dakota St.	80 48						
148	H Oral Roberts	79 50	321	H Fort Wayne	87 59						
321	A Fort Wayne	82 55	150	A Omaha	60 52						
37	A South Dakota St.	58 70	148	A Oral Roberts	69 47						
310	A Denver	53 44	66	H IUPUI	75 62						
80	H Western Ill.	78 86	289	A North Dakota St.	73 83						

Non-Div I Games: Concordia-St. Paul 83 58 Northwestern (IA) 100 57

South Dakota

Loss, Non-Conf, S Site, H Home A Away N Neutral

Average RPI Win:	174	WON-LOST	WINNING	LAST 10	STRENGTH OF	OPP. STRENGTH	TEAM	ADJ.	CONF.	ADJ CONF.
Average RPI Loss:	60	RECORD	PCT. RANK	GAMES	SCHEDULE	OF SCHEDULE	RPI	RPI	RPI	RPI
DIV. I ONLY	20- 7	50	7- 3	70	111	37	37	11	11	
DIV. I NON-CONF.	9- 3	63	0- 0	21	43	11	11	9	9	
TOTALS	RPI 1-25	RPI 26-50	W-L RECORDS	RPI 51-100	RPI 101-150	RPI 150+				
20- 7	1- 2	2- 1	OVERALL	4- 3	4- 1	9- 0				
11- 1	1- 0	1- 1	HOME	3- 0	2- 0	4- 0				
8- 6	0- 2	1- 0	AWAY	1- 3	2- 1	4- 0				
1- 0	0- 0	0- 0	NEUTRAL	0- 0	0- 0	1- 0				
9- 3	1- 2	2- 1	NON-CONFERENCE	1- 0	1- 0	4- 0				
4- 1	1- 0	1- 1	HOME	0- 0	0- 0	2- 0				
4- 2	0- 2	1- 0	AWAY	1- 0	1- 0	1- 0				
1- 0	0- 0	0- 0	NEUTRAL	0- 0	0- 0	1- 0				
11- 4	0- 0	0- 0	CONFERENCE	3- 3	3- 1	5- 0				
7- 0	0- 0	0- 0	HOME	3- 0	2- 0	2- 0				
4- 4	0- 0	0- 0	AWAY	0- 3	1- 1	3- 0				
0- 0	0- 0	0- 0	NEUTRAL	0- 0	0- 0	0- 0				

RPI 1-25				RPI 26-50				Team's RPI: 37				RPI 51-100				RPI 101+			
RPI	S	Opponent	Score	RPI	S	Opponent	Score	RPI	S	Opponent	Score	RPI	S	Opponent	Score	RPI	S	Opponent	Score
13	A	Louisville	30 83	33	H	Green Bay	43 67	62	A	South Dakota	62 65	121	A	North Dakota	83 72				
14	A	Oklahoma	60 74	44	A	Iowa	66 64	62	H	South Dakota	70 58	148	A	Oral Roberts	78 57				
22	H	Creighton	63 56	46	H	George Washington	60 55	65	A	UNI	61 50	148	H	Oral Roberts	82 35				
								66	A	IUPUI	59 64	150	A	Omaha	82 83				
								66	H	IUPUI	68 49	150	H	Omaha	76 64				
								80	A	Western Ill.	77 83	206	H	SIUE	82 49				
								80	H	Western Ill.	73 58	216	A	Wichita St.	78 58				
												246	H	Ark.-Pine Bluff	103 45				
												289	A	North Dakota St.	69 66				
												289	H	North Dakota St.	70 44				
												310	A	Denver	72 63				
												321	A	Fort Wayne	76 59				
												321	H	Fort Wayne	73 51				
												330	N	Montana	84 43				
LAST 12 Division I GAMES:																			
321	A	Fort Wayne	76 59	150	A	Omaha	82 83												
80	A	Western Ill.	77 83	80	H	Western Ill.	73 58												
66	A	IUPUI	59 64	310	A	Denver	72 63												
148	H	Oral Roberts	82 35	148	A	Oral Roberts	78 57												
62	H	South Dakota	70 58	66	H	IUPUI	68 49												
289	H	North Dakota St.	70 44	150	H	Omaha	76 64												

Non-Div I Games:

South Dakota St.

■ Loss,
 ■ Non-Conf, S Site,
 ■ Home
 ■ Away
 N Neutral

Average RPI Win:	149	WON-LOST	WINNING	LAST 10	STRENGTH OF	OPP. STRENGTH	TEAM	ADJ.	CONF.	ADJ CONF.
Average RPI Loss:	79	RECORD	PCT. RANK	GAMES	SCHEDULE	OF SCHEDULE	RPI	RPI	RPI	RPI
DIV. I ONLY	20- 5	23	7- 3	74	67	35	35	5	5	
DIV. I NON-CONF.	11- 2	23	0- 1	149	110	58	58	5	5	
TOTALS	RPI 1-25	RPI 26-50	W-L RECORDS	RPI 51-100	RPI 101-150	RPI 150+				
20- 5	1- 2	2- 0	OVERALL	4- 0	4- 3	9- 0				
10- 2	0- 1	1- 0	HOME	1- 0	3- 1	5- 0				
6- 2	1- 1	1- 0	AWAY	1- 0	0- 1	3- 0				
4- 1	0- 0	0- 0	NEUTRAL	2- 0	1- 1	1- 0				
11- 2	0- 1	0- 0	NON-CONFERENCE	3- 0	2- 1	6- 0				
5- 1	0- 1	0- 0	HOME	1- 0	1- 0	3- 0				
2- 0	0- 0	0- 0	AWAY	0- 0	0- 0	2- 0				
4- 1	0- 0	0- 0	NEUTRAL	2- 0	1- 1	1- 0				
9- 3	1- 1	2- 0	CONFERENCE	1- 0	2- 2	3- 0				
5- 1	0- 0	1- 0	HOME	0- 0	2- 1	2- 0				
4- 2	1- 1	1- 0	AWAY	1- 0	0- 1	1- 0				
0- 0	0- 0	0- 0	NEUTRAL	0- 0	0- 0	0- 0				

RPI 1-25				RPI 26-50				Team's RPI: 35		RPI 51-100				RPI 101+			
RPI	S	Opponent	Score	RPI	S	Opponent	Score		RPI	S	Opponent	Score	RPI	S	Opponent	Score	
1	A	UConn	37 102	43	A	Tulane	62 53		85	N	UNLV	77 42	106	N	North Carolina	83 55	
13	H	Louisville	52 66	43	H	Tulane	66 56		89	N	Georgia	81 65	114	H	UCF	62 66	
23	A	Temple	55 51						90	A	SMU	52 51	116	H	Stetson	74 60	
									95	H	Jacksonville	64 52	118	N	Long Beach St.	68 73	
													138	H	Cincinnati	72 52	
													149	A	Memphis	57 62	
													149	H	Memphis	79 49	
													153	A	East Carolina	76 66	
													153	H	East Carolina	79 48	
													155	N	Santa Clara	63 54	
													157	H	Tulsa	84 68	
													243	A	Butler	74 59	
													256	H	Saint Francis (PA)	129 80	
													283	H	FIU	91 41	
													285	H	North Florida	78 42	
													326	A	Arkansas St.	78 59	
LAST 12 Division I GAMES:																	
				114	H	UCF	62 66		90	A	SMU	52 51					
				43	H	Tulane	66 56		13	H	Louisville	52 66					
				153	A	East Carolina	76 66		149	H	Memphis	79 49					
				149	A	Memphis	57 62		153	H	East Carolina	79 48					
				138	H	Cincinnati	72 52		1	A	UConn	37 102					
				23	A	Temple	55 51		157	H	Tulsa	84 68					

Non-Div I Games:

South Fla.

■ Loss,
 ■ Non-Conf, S Site,
 ■ Home
 ■ Away
 N Neutral

Average RPI Win:	270	WON-LOST	WINNING	LAST 10	STRENGTH OF	OPP. STRENGTH	TEAM	ADJ.	CONF.	ADJ CONF.
Average RPI Loss:	188	RECORD	PCT. RANK	GAMES	SCHEDULE	OF SCHEDULE	RPI	RPI	RPI	RPI
DIV. I ONLY	10- 15	226	5- 5	305	281	278	278	26	26	
DIV. I NON-CONF.	4- 7	224	0- 0	271	284	285	285	26	26	
TOTALS	RPI 1-25	RPI 26-50	W-L RECORDS	RPI 51-100	RPI 101-150	RPI 150+				
10- 15	0- 0	0- 0	OVERALL	0- 2	0- 3	10- 10				
4- 8	0- 0	0- 0	HOME	0- 1	0- 2	4- 5				
5- 6	0- 0	0- 0	AWAY	0- 1	0- 1	5- 4				
1- 1	0- 0	0- 0	NEUTRAL	0- 0	0- 0	1- 1				
4- 7	0- 0	0- 0	NON-CONFERENCE	0- 1	0- 3	4- 3				
2- 3	0- 0	0- 0	HOME	0- 1	0- 2	2- 0				
1- 3	0- 0	0- 0	AWAY	0- 0	0- 1	1- 2				
1- 1	0- 0	0- 0	NEUTRAL	0- 0	0- 0	1- 1				
6- 8	0- 0	0- 0	CONFERENCE	0- 1	0- 0	6- 7				
2- 5	0- 0	0- 0	HOME	0- 0	0- 0	2- 5				
4- 3	0- 0	0- 0	AWAY	0- 1	0- 0	4- 2				
0- 0	0- 0	0- 0	NEUTRAL	0- 0	0- 0	0- 0				

RPI 1-25			RPI 26-50			RPI 51-100			RPI 101+			Team's RPI: 278			
RPI	S	Opponent	Score	RPI	S	Opponent	Score	RPI	S	Opponent	Score	RPI	S	Opponent	Score
								61	A	Belmont	77 89	103	H	Saint Louis	50 89
								80	H	Western Ill.	87 100	138	H	Cincinnati	75 83
												149	A	Memphis	63 65
												160	N	Louisiana	78 82
												181	A	Xavier	48 54
												185	H	Morehead St.	72 82
												190	A	Southern Ill.	70 77
												206	A	SIUE	69 70
												206	H	SIUE	78 74
												237	A	UT Martin	82 79
												237	H	UT Martin	73 82
												245	H	Murray St.	79 70
												249	A	Jacksonville St.	65 58
												264	H	Tennessee Tech	63 74
												265	A	Tennessee St.	75 67
												266	A	Evansville	76 74
												272	A	Austin Peay	74 84
												290	H	Lipscomb	79 63
												296	A	Eastern Ill.	107 65
												296	H	Eastern Ill.	62 71
												299	H	Eastern Ky.	63 74
												301	N	Alcorn	68 50
												349	H	Alabama A&M	75 47
LAST 12 Division I GAMES:															
				237	H	UT Martin	73 82					245	H	Murray St.	79 70
				296	A	Eastern Ill.	107 65					296	H	Eastern Ill.	62 71
				206	H	SIUE	78 74					206	A	SIUE	69 70
				185	H	Morehead St.	72 82					237	A	UT Martin	82 79
				249	A	Jacksonville St.	65 58					61	A	Belmont	77 89
				272	A	Austin Peay	74 84					265	A	Tennessee St.	75 67

Non-Div I Games: Hannibal-La Grange 99 52 Stephens College 107 59

Southeast Mo. St.

Loss, Non-Conf, S Site, H Home A Away N Neutral

Average RPI Win:	261	WON-LOST	WINNING	LAST 10	STRENGTH OF	OPP. STRENGTH	TEAM	ADJ.	CONF.	ADJ CONF.
Average RPI Loss:	198	RECORD	PCT. RANK	GAMES	SCHEDULE	OF SCHEDULE	RPI	RPI	RPI	RPI
DIV. I ONLY	4- 21	325	2- 8	267	296	327	327	27	27	
DIV. I NON-CONF.	1- 9	323	0- 0	93	196	297	297	27	27	
TOTALS	RPI 1-25	RPI 26-50	W-L RECORDS	RPI 51-100	RPI 101-150	RPI 150+				
4- 21	0- 1	0- 0	OVERALL	0- 4	0- 4	4- 12				
3- 7	0- 0	0- 0	HOME	0- 1	0- 1	3- 5				
1- 14	0- 1	0- 0	AWAY	0- 3	0- 3	1- 7				
0- 0	0- 0	0- 0	NEUTRAL	0- 0	0- 0	0- 0				
1- 9	0- 1	0- 0	NON-CONFERENCE	0- 3	0- 1	1- 4				
1- 1	0- 0	0- 0	HOME	0- 0	0- 0	1- 1				
0- 8	0- 1	0- 0	AWAY	0- 3	0- 1	0- 3				
0- 0	0- 0	0- 0	NEUTRAL	0- 0	0- 0	0- 0				
3- 12	0- 0	0- 0	CONFERENCE	0- 1	0- 3	3- 8				
2- 6	0- 0	0- 0	HOME	0- 1	0- 1	2- 4				
1- 6	0- 0	0- 0	AWAY	0- 0	0- 2	1- 4				
0- 0	0- 0	0- 0	NEUTRAL	0- 0	0- 0	0- 0				

RPI	S	Opponent	Score	RPI	S	Opponent	Score	RPI	S	Opponent	Score	RPI	S	Opponent	Score	Team's RPI: 327
8	A	Baylor	38 109					53	A	Colorado St.	31 77	109	A	Ole Miss	31 81	
								77	A	Florida	51 102	110	H	SFA	62 92	
								86	A	Colorado	54 112	117	A	Central Ark.	55 77	
								100	H	Abilene Christian	57 82	128	A	Lamar University	68 86	
												160	A	Louisiana	77 86	
												171	A	Houston	80 83	
												202	H	New Orleans	85 70	
												204	H	Bethune-Cookman	75 63	
												218	H	Grambling	71 87	
												269	H	McNeese	83 86	
												297	A	Northwestern St.	71 89	
												297	H	Northwestern St.	69 58	
												298	H	Nicholls St.	60 76	
												303	A	A&M-Corpus Christi	61 77	
												303	H	A&M-Corpus Christi	53 69	
												332	A	Incarinate Word	56 96	
												332	H	Incarinate Word	76 85	
												341	A	Sam Houston St.	61 68	
												342	A	Houston Baptist	87 71	
												346	A	Jackson St.	66 83	
LAST 12 Division I GAMES:																
110	H	SFA	62 92	341	A	Sam Houston St.	61 68									
297	A	Northwestern St.	71 89	297	H	Northwestern St.	69 58									
202	H	New Orleans	85 70	332	A	Incarinate Word	56 96									
303	H	A&M-Corpus Christi	53 69	269	H	McNeese	83 86									
117	A	Central Ark.	55 77	303	A	A&M-Corpus Christi	61 77									
298	H	Nicholls St.	60 76	128	A	Lamar University	68 86									

Non-Div I Games: Mobile 67 52

Southeastern La.

■ Loss,
 ■ Non-Conf, S Site,
 ■ Home
 ■ Away
 N Neutral

Average RPI Win:	151	WON-LOST	WINNING	LAST 10	STRENGTH OF	OPP. STRENGTH	TEAM	ADJ.	CONF.	ADJ CONF.
Average RPI Loss:	36	RECORD	PCT. RANK	GAMES	SCHEDULE	OF SCHEDULE	RPI	RPI	RPI	RPI
DIV. I ONLY	14- 12	150	4- 6	34	10	58	58	1	1	
DIV. I NON-CONF.	9- 2	37	0- 0	138	145	52	52	1	1	
TOTALS	RPI 1-25	RPI 26-50	W-L RECORDS	RPI 51-100	RPI 101-150	RPI 150+				
14- 12	2- 6	1- 2	OVERALL	2- 4	2- 0	7- 0				
8- 5	0- 3	1- 1	HOME	2- 1	2- 0	3- 0				
4- 7	2- 3	0- 1	AWAY	0- 3	0- 0	2- 0				
2- 0	0- 0	0- 0	NEUTRAL	0- 0	0- 0	2- 0				
9- 2	1- 1	0- 0	NON-CONFERENCE	0- 1	1- 0	7- 0				
4- 1	0- 1	0- 0	HOME	0- 0	1- 0	3- 0				
3- 1	1- 0	0- 0	AWAY	0- 1	0- 0	2- 0				
2- 0	0- 0	0- 0	NEUTRAL	0- 0	0- 0	2- 0				
5- 10	1- 5	1- 2	CONFERENCE	2- 3	1- 0	0- 0				
4- 4	0- 2	1- 1	HOME	2- 1	1- 0	0- 0				
1- 6	1- 3	0- 1	AWAY	0- 2	0- 0	0- 0				
0- 0	0- 0	0- 0	NEUTRAL	0- 0	0- 0	0- 0				

RPI 1-25				RPI 26-50				RPI 51-100				Team's RPI: 58	RPI 101+			
RPI	S	Opponent	Score	RPI	S	Opponent	Score	RPI	S	Opponent	Score		RPI	S	Opponent	Score
3	H	Mississippi St.	72 76	27	A	Oregon	50 73	70	H	Utah	53 58		111	H	Arizona	58 54
5	A	Oregon St.	70 50	27	H	Oregon	53 59	74	A	California	56 63		118	H	Long Beach St.	82 74
5	H	Oregon St.	60 74	28	H	Arizona St.	65 50	85	A	UNLV	66 77		161	N	Missouri St.	89 67
6	A	Washington	67 77					86	H	Colorado	79 54		164	H	UC Riverside	67 49
11	A	Stanford	42 58					94	A	Washington St.	57 74		218	H	Grambling	75 64
12	A	UCLA	67 71					94	H	Washington St.	80 64		257	N	Portland	67 54
12	H	UCLA	59 74										263	H	Hawaii	76 44
16	A	Texas A&M	66 62										279	A	Sacramento St.	111 95
													320	A	UC Irvine	83 45
LAST 12 Division I GAMES:																
94	H	Washington St.	80 64	111	H	Arizona	58 54									
27	A	Oregon	50 73	12	A	UCLA	67 71									
5	A	Oregon St.	70 50	12	H	UCLA	59 74									
74	A	California	56 63	5	H	Oregon St.	60 74									
11	A	Stanford	42 58	27	H	Oregon	53 59									
28	H	Arizona St.	65 50	94	A	Washington St.	57 74									

Non-Div I Games:

Southern California

■ Loss,
■ Non-Conf,
■ S Site,
■ H Home
■ A Away
N Neutral

Season 1117				Through Games of Feb. 10, 1917						
Average RPI Win:	220	WON-LOST	WINNING	LAST 10	STRENGTH OF	OPP. STRENGTH	TEAM	ADJ.	CONF.	ADJ CONF.
Average RPI Loss:	146	RECORD	PCT. RANK	GAMES	SCHEDULE	OF SCHEDULE	RPI	RPI	RPI	RPI
DIV. I ONLY	11- 13	203	5- 5	161	188	190	190	16	16	
DIV. I NON-CONF.	5- 5	165	0- 0	160	216	161	161	14	14	

TOTALS	RPI 1-25	RPI 26-50		W-L RECORDS		RPI 51-100	RPI 101-150	RPI 150+		
11- 13	0- 1	0- 2		OVERALL		2- 2	1- 0	8- 8		
6- 5	0- 0	0- 1		HOME		1- 0	1- 0	4- 4		
5- 7	0- 1	0- 1		AWAY		1- 1	0- 0	4- 4		
0- 1	0- 0	0- 0		NEUTRAL		0- 1	0- 0	0- 0		
5- 5	0- 1	0- 0		NON-CONFERENCE		1- 1	1- 0	3- 3		
3- 1	0- 0	0- 0		HOME		0- 0	1- 0	2- 1		
2- 3	0- 1	0- 0		AWAY		1- 0	0- 0	1- 2		
0- 1	0- 0	0- 0		NEUTRAL		0- 1	0- 0	0- 0		
6- 8	0- 0	0- 2		CONFERENCE		1- 1	0- 0	5- 5		
3- 4	0- 0	0- 1		HOME		1- 0	0- 0	2- 3		
3- 4	0- 0	0- 1		AWAY		0- 1	0- 0	3- 2		
0- 0	0- 0	0- 0		NEUTRAL		0- 0	0- 0	0- 0		

RPI 1-25				RPI 26-50				RPI 51-100				RPI 101+				Team's RPI: 190	
RPI	S	Opponent	Score	RPI	S	Opponent	Score	RPI	S	Opponent	Score	RPI	S	Opponent	Score		
14	A	Oklahoma	48 80	36	A	Drake	59 75	62	N	South Dakota	57 68	149	H	Memphis	69 61		
				36	H	Drake	60 71	65	A	UNI	49 79	161	A	Missouri St.	59 73		
								65	H	UNI	64 59	161	H	Missouri St.	60 78		
								98	A	Purdue	64 61	183	H	UAB	49 64		
												201	H	Indiana St.	53 68		
												206	A	SIUE	59 60		
												212	A	Bradley	66 57		
												216	A	Wichita St.	61 58		
												216	H	Wichita St.	77 54		
												237	A	UT Martin	68 76		
												245	H	Murray St.	70 63		
												266	A	Evansville	60 63		
												266	H	Evansville	61 74		
												278	H	Southeast Mo. St.	77 70		
												306	A	Illinois St.	63 56		
												316	H	Loyola Chicago	73 57		
												318	A	UMKC	77 69		
LAST 12 Division I GAMES:																	
				266	H	Evansville	61 74	212	A	Bradley	66 57						
				216	A	Wichita St.	61 58	266	A	Evansville	60 63						
				161	A	Missouri St.	59 73	161	H	Missouri St.	60 78						
				65	H	UNI	64 59	216	H	Wichita St.	77 54						
				36	H	Drake	60 71	36	A	Drake	59 75						
				306	A	Illinois St.	63 56	65	A	UNI	49 79						

Non-Div I Games:	Brescia	104	35
------------------	---------	-----	----

Southern Ill.

Loss, Non-Conf, S Site, H Home A Away N Neutral

Average RPI Win:	225	WON-LOST	WINNING	LAST 10	STRENGTH OF	OPP. STRENGTH	TEAM	ADJ.	CONF.	ADJ CONF.
Average RPI Loss:	120	RECORD	PCT. RANK	GAMES	SCHEDULE	OF SCHEDULE	RPI	RPI	RPI	RPI
DIV. I ONLY	17- 9	91	7- 3	201	142	122	122	14	14	
DIV. I NON-CONF.	7- 4	114	0- 0	187	181	147	147	16	16	
TOTALS	RPI 1-25	RPI 26-50	W-L RECORDS	RPI 51-100	RPI 101-150	RPI 150+				
17- 9	0- 1	0- 1	OVERALL	1- 2	1- 1	15- 4				
10- 2	0- 1	0- 0	HOME	1- 0	1- 1	8- 0				
6- 5	0- 0	0- 0	AWAY	0- 0	0- 0	6- 0				
1- 2	0- 0	0- 0	NEUTRAL	0- 1	0- 0	1- 1				
7- 4	0- 1	0- 1	NON-CONFERENCE	0- 1	0- 0	7- 1				
5- 1	0- 1	0- 0	HOME	0- 0	0- 0	5- 0				
1- 1	0- 0	0- 1	AWAY	0- 0	0- 0	1- 0				
1- 2	0- 0	0- 0	NEUTRAL	0- 1	0- 0	1- 1				
10- 5	0- 0	0- 0	CONFERENCE	1- 1	1- 1	8- 3				
5- 1	0- 0	0- 0	HOME	1- 0	1- 1	3- 0				
5- 4	0- 0	0- 0	AWAY	0- 1	0- 0	5- 3				
0- 0	0- 0	0- 0	NEUTRAL	0- 0	0- 0	0- 0				

RPI 1-25				RPI 26-50				RPI 51-100				RPI 101+ Team's RPI: 122			
RPI	S	Opponent	Score	RPI	S	Opponent	Score	RPI	S	Opponent	Score	RPI	S	Opponent	Score
3	H	Mississippi St.	50 72	43	A	Tulane	67 86	56	A	Western Ky.	53 79	102	H	Charlotte	61 78
								74	N	California	51 71	131	H	Old Dominion	84 69
								79	H	Middle Tenn.	81 61	158	A	Louisiana Tech	61 72
												160	H	Louisiana	71 49
												167	A	Rice	68 76
												181	N	Xavier	73 59
												183	H	UAB	64 59
												187	A	North Texas	62 75
												188	A	UTSA	69 68
												188	H	UTSA	74 71
												202	H	New Orleans	78 53
												208	H	Alabama St.	70 43
												238	A	South Ala.	57 48
												252	A	Marshall	82 78
												283	A	FIU	75 37
												294	N	Northern Ky.	53 58
												300	A	UTEP	79 68
												300	H	UTEP	73 48
												301	H	Alcorn	99 56
												311	H	Mississippi Val.	83 55
												328	A	Fla. Atlantic	82 67
LAST 12 Division I GAMES:															
328	A	Fla. Atlantic	82 67	183	H	UAB	64 59								
283	A	FIU	75 37	79	H	Middle Tenn.	81 61								
300	H	UTEP	73 48	167	A	Rice	68 76								
188	H	UTSA	74 71	187	A	North Texas	62 75								
56	A	Western Ky.	53 79	102	H	Charlotte	61 78								
252	A	Marshall	82 78	131	H	Old Dominion	84 69								

Non-Div I Games: William Carey 92 39

Southern Miss.

■ Loss,
 ■ Non-Conf, S Site,
 ■ Home
 ■ Away
 N Neutral

Average RPI Win:	297	WON-LOST	WINNING	LAST 10	STRENGTH OF	OPP. STRENGTH	TEAM	ADJ.	CONF.	ADJ CONF.
Average RPI Loss:	153	RECORD	PCT. RANK	GAMES	SCHEDULE	OF SCHEDULE	RPI	RPI	RPI	RPI
DIV. I ONLY	10- 11	189	6- 4	315	305	233	233	30	30	
DIV. I NON-CONF.	1- 6	310	0- 0	46	10	221	221	30	30	
TOTALS	RPI 1-25	RPI 26-50	W-L RECORDS	RPI 51-100	RPI 101-150	RPI 150+				
10- 11	0- 2	0- 2	OVERALL	0- 0	0- 0	10- 7				
6- 2	0- 0	0- 0	HOME	0- 0	0- 0	6- 2				
4- 8	0- 0	0- 0	AWAY	0- 0	0- 0	4- 1				
0- 1	0- 1	0- 0	NEUTRAL	0- 0	0- 0	0- 0				
1- 6	0- 2	0- 2	NON-CONFERENCE	0- 0	0- 0	1- 2				
1- 0	0- 0	0- 0	HOME	0- 0	0- 0	1- 0				
0- 5	0- 1	0- 2	AWAY	0- 0	0- 0	0- 2				
0- 1	0- 1	0- 0	NEUTRAL	0- 0	0- 0	0- 0				
9- 5	0- 0	0- 0	CONFERENCE	0- 0	0- 0	9- 5				
5- 2	0- 0	0- 0	HOME	0- 0	0- 0	5- 2				
4- 3	0- 0	0- 0	AWAY	0- 0	0- 0	4- 3				
0- 0	0- 0	0- 0	NEUTRAL	0- 0	0- 0	0- 0				

RPI 1-25				RPI 26-50				RPI 51-100				RPI 101+ Team's RPI: 233			
RPI	S	Opponent	Score	RPI	S	Opponent	Score	RPI	S	Opponent	Score	RPI	S	Opponent	Score
12	A	UCLA	47 95	26	A	Ohio St.	73 108					153	A	East Carolina	55 62
16	N	Texas A&M	58 81	47	A	Michigan St.	55 70					204	H	Bethune-Cookman	61 59
												208	A	Alabama St.	70 75
												218	A	Grambling	71 68
												218	H	Grambling	63 70
												220	H	Texas Southern	71 77
												238	A	South Ala.	48 55
												246	A	Ark.-Pine Bluff	59 63
												246	H	Ark.-Pine Bluff	67 50
												293	H	Prairie View	86 72
												301	A	Alcorn	63 69
												311	A	Mississippi Val.	62 51
												311	H	Mississippi Val.	51 44
												346	A	Jackson St.	85 56
												346	H	Jackson St.	80 61
												349	A	Alabama A&M	66 54
												349	H	Alabama A&M	69 57
LAST 12 Division I GAMES:															
349	H	Alabama A&M	69 57	208	A	Alabama St.	70 75								
311	A	Mississippi Val.	62 51	349	A	Alabama A&M	66 54								
246	A	Ark.-Pine Bluff	59 63	311	H	Mississippi Val.	51 44								
346	H	Jackson St.	80 61	246	H	Ark.-Pine Bluff	67 50								
218	H	Grambling	63 70	346	A	Jackson St.	85 56								
301	A	Alcorn	63 69	218	A	Grambling	71 68								

Non-Div I Games: Spring Hill 68 53

Southern U.

Southern Utah

Through Games Of Feb. 18, 2017

Average RPI Win:	239	WON-LOST	WINNING	LAST 10	STRENGTH OF	OPP. STRENGTH	TEAM	ADJ.	CONF.	ADJ CONF.
Average RPI Loss:	175	RECORD	PCT. RANK	GAMES	SCHEDULE	OF SCHEDULE	RPI	RPI	RPI	RPI
DIV. I ONLY	4- 20	324	0- 10	180	237	295	295	19	19	
DIV. I NON-CONF.	4- 6	209	0- 0	165	210	174	174	18	18	
TOTALS	RPI 1-25	RPI 26-50	W-L RECORDS	RPI 51-100	RPI 101-150	RPI 150+				
4- 20	0- 1	0- 0	OVERALL	0- 2	0- 8	4- 9				
0- 10	0- 0	0- 0	HOME	0- 0	0- 5	0- 5				
4- 10	0- 1	0- 0	AWAY	0- 2	0- 3	4- 4				
0- 0	0- 0	0- 0	NEUTRAL	0- 0	0- 0	0- 0				
4- 6	0- 1	0- 0	NON-CONFERENCE	0- 1	0- 2	4- 2				
0- 3	0- 0	0- 0	HOME	0- 0	0- 1	0- 2				
4- 3	0- 1	0- 0	AWAY	0- 1	0- 1	4- 0				
0- 0	0- 0	0- 0	NEUTRAL	0- 0	0- 0	0- 0				
0- 14	0- 0	0- 0	CONFERENCE	0- 1	0- 6	0- 7				
0- 7	0- 0	0- 0	HOME	0- 0	0- 4	0- 3				
0- 7	0- 0	0- 0	AWAY	0- 1	0- 2	0- 4				
0- 0	0- 0	0- 0	NEUTRAL	0- 0	0- 0	0- 0				

RPI 1-25				RPI 26-50				RPI 51-100				RPI 101+ Team's RPI: 295			
RPI	S	Opponent	Score	RPI	S	Opponent	Score	RPI	S	Opponent	Score	RPI	S	Opponent	Score
5	A	Oregon St.	38 77					70	A	Utah	43 69	111	H	Arizona	65 77
								83	A	Montana St.	68 71	115	A	Wyoming	48 68
												121	A	North Dakota	70 75
												121	H	North Dakota	65 68
												123	H	Idaho	68 85
												125	A	Northern Colo.	55 74
												125	H	Northern Colo.	53 83
												133	H	Eastern Wash.	66 67
												152	H	Idaho St.	68 71
												170	A	CSUN	77 71
												192	A	Utah St.	70 54
												219	H	Weber St.	68 73
												221	H	Grand Canyon	73 76
												232	A	Portland St.	74 81
												275	A	CSU Bakersfield	65 59
												279	A	Sacramento St.	69 81
												305	A	Northern Ariz.	65 77
												305	H	Northern Ariz.	68 77
												320	A	UC Irvine	70 58
												330	A	Montana	55 64
												331	H	Utah Valley	64 70
LAST 12 Division I GAMES:															
305	A	Northern Ariz.	65 77	121	A	North Dakota	70 75								
83	A	Montana St.	68 71	133	H	Eastern Wash.	66 67								
330	A	Montana	55 64	123	H	Idaho	68 85								
152	H	Idaho St.	68 71	232	A	Portland St.	74 81								
219	H	Weber St.	68 73	279	A	Sacramento St.	69 81								
125	A	Northern Colo.	55 74	121	H	North Dakota	65 68								

Non-Div I Games: Antelope Valley 89 76

Southern Utah

■ Loss,
 ■ Non-Conf,
 ■ S Site,
 ■ Home
 ■ A Away
 N Neutral

St. Bonaventure

Through Games Of Feb. 18, 2017

Average RPI Win:	226	WON-LOST	WINNING	LAST 10	STRENGTH OF	OPP. STRENGTH	TEAM	ADJ.	CONF.	ADJ CONF.
Average RPI Loss:	140	RECORD	PCT. RANK	GAMES	SCHEDULE	OF SCHEDULE	RPI	RPI	RPI	RPI
DIV. I ONLY	9- 18	262	3- 7	137	173	231	231	12	12	
DIV. I NON-CONF.	5- 7	205	0- 0	172	247	209	209	12	12	
TOTALS	RPI 1-25	RPI 26-50	W-L RECORDS	RPI 51-100	RPI 101-150	RPI 150+				
9- 18	0- 0	0- 1	OVERALL	0- 4	3- 7	6- 6				
6- 7	0- 0	0- 0	HOME	0- 2	2- 3	4- 2				
1- 11	0- 0	0- 1	AWAY	0- 2	0- 4	1- 4				
2- 0	0- 0	0- 0	NEUTRAL	0- 0	1- 0	1- 0				
5- 7	0- 0	0- 0	NON-CONFERENCE	0- 3	2- 1	3- 3				
3- 2	0- 0	0- 0	HOME	0- 1	1- 0	2- 1				
0- 5	0- 0	0- 0	AWAY	0- 2	0- 1	0- 2				
2- 0	0- 0	0- 0	NEUTRAL	0- 0	1- 0	1- 0				
4- 11	0- 0	0- 1	CONFERENCE	0- 1	1- 6	3- 3				
3- 5	0- 0	0- 0	HOME	0- 1	1- 3	2- 1				
1- 6	0- 0	0- 1	AWAY	0- 0	0- 3	1- 2				
0- 0	0- 0	0- 0	NEUTRAL	0- 0	0- 0	0- 0				

RPI	S	Opponent	Score	RPI	S	Opponent	Score	RPI	S	Opponent	Score	RPI	S	Opponent	Score	Team's RPI: 231
46	A	George Washington	57	63	52	H	Dayton	60	62	103	A	Saint Louis	49	64		
					67	H	Bucknell	35	57	103	H	Saint Louis	58	74		
					81	A	Buffalo	47	68	104	A	Saint Joseph's	53	70		
					84	A	Toledo	50	74	112	N	Rider	60	47		
										126	A	Fordham	45	57		
										126	H	Fordham	44	60		
										130	A	Delaware	40	43		
										132	H	Duquesne	69	56		
										137	H	VCU	60	77		
										139	H	Albany (NY)	67	59		
										165	H	La Salle	45	57		
										182	A	George Mason	49	52		
										225	A	Richmond	54	61		
										239	A	Niagara	43	65		
										254	H	Colgate	70	57		
										255	H	Stony Brook	51	37		
										262	H	Canisius	57	74		
										272	N	Austin Peay	58	57		
										274	H	Davidson	70	51		
										288	A	Eastern Mich.	56	75		
										292	A	Massachusetts	55	38		
										307	H	Rhode Island	78	69		
LAST 12 Division I GAMES:																
137	H	VCU	60	77	274	H	Davidson	70	51							
46	A	George Washington	57	63	132	H	Duquesne	69	56							
103	H	Saint Louis	58	74	292	A	Massachusetts	55	38							
165	H	La Salle	45	57	126	H	Fordham	44	60							
126	A	Fordham	45	57	103	A	Saint Louis	49	64							
104	A	Saint Joseph's	53	70	225	A	Richmond	54	61							

Non-Div I Games:

St. Bonaventure

■ Loss,
 ■ Non-Conf,
 ■ S Site,
 ■ H Home
 ■ A Away
 N Neutral

Average RPI Win: 294		WON-LOST	WINNING	LAST 10	STRENGTH OF	OPP. STRENGTH	TEAM	ADJ.	CONF.	ADJ CONF.
Average RPI Loss: 218		RECORD	PCT. RANK	GAMES	SCHEDULE	OF SCHEDULE	RPI	RPI	RPI	RPI
DIV. I ONLY		7- 19	296	2- 8	302	343	324	324	31	31
DIV. I NON-CONF.		2- 9	293	0- 0	208	255	315	315	32	32
TOTALS	RPI 1-25	RPI 26-50		W-L RECORDS		RPI 51-100	RPI 101-150	RPI 150+		
7- 19	0- 0	0- 1		OVERALL		0- 1	0- 2	7- 15		
4- 8	0- 0	0- 0		HOME		0- 0	0- 0	4- 8		
3- 10	0- 0	0- 1		AWAY		0- 1	0- 2	3- 6		
0- 1	0- 0	0- 0		NEUTRAL		0- 0	0- 0	0- 1		
2- 9	0- 0	0- 1		NON-CONFERENCE		0- 1	0- 2	2- 5		
2- 2	0- 0	0- 0		HOME		0- 0	0- 0	2- 2		
0- 6	0- 0	0- 1		AWAY		0- 1	0- 2	0- 2		
0- 1	0- 0	0- 0		NEUTRAL		0- 0	0- 0	0- 1		
5- 10	0- 0	0- 0		CONFERENCE		0- 0	0- 0	5- 10		
2- 6	0- 0	0- 0		HOME		0- 0	0- 0	2- 6		
3- 4	0- 0	0- 0		AWAY		0- 0	0- 0	3- 4		
0- 0	0- 0	0- 0		NEUTRAL		0- 0	0- 0	0- 0		

RPI 1-25			
RPI	S	Opponent	Score
RPI 26-50			
RPI	S	Opponent	Score
39	A	James Madison	57 83
RPI 51-100			
RPI	S	Opponent	Score
86	A	Colorado	54 81
RPI 101+			
RPI	S	Opponent	Score
112	A	Rider	60 77
146	A	Iona	46 62
156	A	Army West Point	46 69
166	N	Boston College	58 73
196	A	Sacred Heart	58 61
196	H	Sacred Heart	74 81
211	A	Robert Morris	56 49
211	H	Robert Morris	54 61
226	H	Monmouth	87 78
244	H	Howard	63 78
256	A	Saint Francis (PA)	62 79
256	H	Saint Francis (PA)	59 75
258	A	Loyola Maryland	60 69
268	H	Manhattan	52 55
282	A	Bryant	54 63
282	H	Bryant	63 47
286	H	Mt. St. Mary's	44 62
314	H	Central Conn. St.	53 61
325	H	Saint Peter's	58 52
334	A	Wagner	45 58
334	H	Wagner	63 50
337	A	LIU Brooklyn	56 54
345	A	Fairleigh Dickinson	66 59
345	H	Fairleigh Dickinson	58 59

Non-Div I Games:

St. Francis Brooklyn

Loss, Non-Conf, S Site, H Home A Away N Neutral

Average RPI Win:	155	WON-LOST	WINNING	LAST 10	STRENGTH OF	OPP. STRENGTH	TEAM	ADJ.	CONF.	ADJ CONF.
Average RPI Loss:	59	RECORD	PCT. RANK	GAMES	SCHEDULE	OF SCHEDULE	RPI	RPI	RPI	RPI
DIV. I ONLY	18- 9	83	6- 4	83	60	72	72	7	7	
DIV. I NON-CONF.	8- 3	67	0- 0	143	50	91	91	7	7	
TOTALS	RPI 1-25	RPI 26-50	W-L RECORDS	RPI 51-100	RPI 101-150	RPI 150+				
18- 9	0- 4	3- 3	OVERALL	3- 0	2- 1	10- 1				
10- 5	0- 3	2- 1	HOME	1- 0	1- 1	6- 0				
7- 3	0- 1	1- 1	AWAY	1- 0	1- 0	4- 1				
1- 1	0- 0	0- 1	NEUTRAL	1- 0	0- 0	0- 0				
8- 3	0- 1	1- 1	NON-CONFERENCE	1- 0	2- 1	4- 0				
5- 2	0- 1	1- 0	HOME	0- 0	1- 1	3- 0				
2- 0	0- 0	0- 0	AWAY	0- 0	1- 0	1- 0				
1- 1	0- 0	0- 1	NEUTRAL	1- 0	0- 0	0- 0				
10- 6	0- 3	2- 2	CONFERENCE	2- 0	0- 0	6- 1				
5- 3	0- 2	1- 1	HOME	1- 0	0- 0	3- 0				
5- 3	0- 1	1- 1	AWAY	1- 0	0- 0	3- 1				
0- 0	0- 0	0- 0	NEUTRAL	0- 0	0- 0	0- 0				

RPI 1-25				RPI 26-50				RPI 51-100				RPI 101+			
RPI	S	Opponent	Score	RPI	S	Opponent	Score	RPI	S	Opponent	Score	RPI	S	Opponent	Score
17	A	DePaul	51 54	28	N	Arizona St.	41 54	54	N	Virginia	66 55	126	A	Fordham	59 45
17	H	DePaul	66 78	39	H	James Madison	74 63	57	A	Georgetown	71 66	132	H	Duquesne	65 71
19	H	Miami (FL)	50 62	45	A	Marquette	82 72	57	H	Georgetown	65 54	139	H	Albany (NY)	54 36
22	H	Creighton	43 55	45	H	Marquette	70 64					151	A	William & Mary	73 57
				50	A	Villanova	50 55					178	A	Providence	71 47
				50	H	Villanova	56 67					178	H	Providence	60 50
Team's RPI: 72															
LAST 12 Division I GAMES:															
178	A	Providence	71 47	243	H	Butler	62 55								
57	H	Georgetown	65 54	178	H	Providence	60 50								
50	H	Villanova	56 67	22	H	Creighton	43 55								
45	A	Marquette	82 72	50	A	Villanova	50 55								
17	A	DePaul	51 54	57	A	Georgetown	71 66								
181	H	Xavier	64 55	17	H	DePaul	66 78								

Non-Div I Games:

St. John's (NY)

■ Loss,
 ■ Non-Conf,
 ■ S Site,
 ■ H Home
 ■ A Away
 N Neutral

St. Mary's (CA)

Through Games Of Feb. 18, 2017

Average RPI Win:	198	WON-LOST	WINNING	LAST 10	STRENGTH OF	OPP. STRENGTH	TEAM	ADJ.	CONF.	ADJ CONF.
Average RPI Loss:	113	RECORD	PCT. RANK	GAMES	SCHEDULE	OF SCHEDULE	RPI	RPI	RPI	RPI
DIV. I ONLY	16- 11	118	8- 2	158	117	124	124	15	15	
DIV. I NON-CONF.	5- 6	186	0- 0	127	54	148	148	13	13	
TOTALS	RPI 1-25	RPI 26-50	W-L RECORDS	RPI 51-100	RPI 101-150	RPI 150+				
16- 11	0- 0	0- 0	OVERALL	1- 7	3- 1	12- 3				
8- 5	0- 0	0- 0	HOME	1- 4	2- 0	5- 1				
8- 6	0- 0	0- 0	AWAY	0- 3	1- 1	7- 2				
0- 0	0- 0	0- 0	NEUTRAL	0- 0	0- 0	0- 0				
5- 6	0- 0	0- 0	NON-CONFERENCE	0- 4	1- 1	4- 1				
1- 4	0- 0	0- 0	HOME	0- 3	1- 0	0- 1				
4- 2	0- 0	0- 0	AWAY	0- 1	0- 1	4- 0				
0- 0	0- 0	0- 0	NEUTRAL	0- 0	0- 0	0- 0				
11- 5	0- 0	0- 0	CONFERENCE	1- 3	2- 0	8- 2				
7- 1	0- 0	0- 0	HOME	1- 1	1- 0	5- 0				
4- 4	0- 0	0- 0	AWAY	0- 2	1- 0	3- 2				
0- 0	0- 0	0- 0	NEUTRAL	0- 0	0- 0	0- 0				

RPI	S	Opponent	Score	RPI	S	Opponent	Score	RPI	S	Opponent	Score	RPI	S	Opponent	Score	Team's RPI: 124
68	H	Boise St.	78	83	101	A	UC Davis	66	68	125	H	Northern Colo.	75	65		
70	H	Utah	62	63	145	A	San Francisco	64	62	145	H	San Francisco	75	72		
74	H	California	67	74	155	H	Santa Clara	55	53	166	A	Boston College	62	54		
76	A	Gonzaga	58	59	168	A	Northeastern	77	53	170	H	CSUN	61	73		
76	H	Gonzaga	75	79	195	A	San Jose St.	85	64	198	A	Loyola Marymount	57	72		
91	A	BYU	65	70	198	H	Loyola Marymount	74	59	228	A	San Diego	71	73		
91	H	BYU	64	58	228	H	San Diego	77	65	229	A	Pacific	63	54		
94	A	Washington St.	69	85	229	H	Pacific	82	74	257	A	Portland	75	65		
					257	H	Portland	92	76	267	A	Cal Poly	79	71		
					309	A	Pepperdine	81	60							
LAST 12 Division I GAMES:																
91	H	BYU	64	58	155	H	Santa Clara	55	53							
198	A	Loyola Marymount	57	72	145	A	San Francisco	64	62							
76	A	Gonzaga	58	59	309	A	Pepperdine	81	60							
257	A	Portland	75	65	229	A	Pacific	63	54							
228	H	San Diego	77	65	76	H	Gonzaga	75	79							
229	H	Pacific	82	74	257	H	Portland	92	76							

Non-Div I Games:

St. Mary's (CA)

■ Loss,
 ■ Non-Conf,
 ■ S Site,
 ■ H Home
 ■ A Away
 N Neutral

Average RPI Win:	102	WON-LOST	WINNING	LAST 10	STRENGTH OF	OPP. STRENGTH	TEAM	ADJ.	CONF.	ADJ CONF.
Average RPI Loss:	28	RECORD	PCT. RANK	GAMES	SCHEDULE	OF SCHEDULE	RPI	RPI	RPI	RPI
DIV. I ONLY	23- 4	10	9- 1	13	20	11	11	1	1	
DIV. I NON-CONF.	10- 2	32	0- 0	34	94	13	13	1	1	
TOTALS	RPI 1-25	RPI 26-50	W-L RECORDS	RPI 51-100	RPI 101-150	RPI 150+				
23- 4	2- 3	4- 0	OVERALL	8- 1	4- 0	5- 0				
11- 3	1- 2	2- 0	HOME	3- 1	3- 0	2- 0				
9- 1	1- 1	2- 0	AWAY	4- 0	1- 0	1- 0				
3- 0	0- 0	0- 0	NEUTRAL	1- 0	0- 0	2- 0				
10- 2	1- 1	1- 0	NON-CONFERENCE	1- 1	2- 0	5- 0				
5- 1	1- 0	0- 0	HOME	0- 1	2- 0	2- 0				
2- 1	0- 1	1- 0	AWAY	0- 0	0- 0	1- 0				
3- 0	0- 0	0- 0	NEUTRAL	1- 0	0- 0	2- 0				
13- 2	1- 2	3- 0	CONFERENCE	7- 0	2- 0	0- 0				
6- 2	0- 2	2- 0	HOME	3- 0	1- 0	0- 0				
7- 0	1- 0	1- 0	AWAY	4- 0	1- 0	0- 0				
0- 0	0- 0	0- 0	NEUTRAL	0- 0	0- 0	0- 0				

RPI	S	Opponent	Score	RPI	S	Opponent	Score	RPI	S	Opponent	Score	RPI	S	Opponent	Score
5	H	Oregon St.	69 72	27	H	Oregon	81 60	58	H	Southern California	58 42	101	H	UC Davis	68 42
6	A	Washington	72 68	28	A	Arizona St.	64 57	70	A	Utah	77 58	111	A	Arizona	77 55
7	H	Texas	71 59	28	H	Arizona St.	66 56	70	H	Utah	87 51	111	H	Arizona	73 46
12	H	UCLA	76 85	46	A	George Washington	71 52	74	A	California	72 66	144	H	Yale	102 44
18	A	Tennessee	51 59					76	H	Gonzaga	63 68	168	N	Northeastern	74 45
								86	A	Colorado	84 70	170	H	CSUN	88 54
								86	H	Colorado	64 51	216	N	Wichita St.	87 39
								94	A	Washington St.	76 54	267	H	Cal Poly	83 55
								98	N	Purdue	78 69	275	A	CSU Bakersfield	77 56
LAST 12 Division I GAMES:															
74	A	California	72 66	94	A	Washington St.	76 54								
70	H	Utah	87 51	28	H	Arizona St.	66 56								
86	H	Colorado	64 51	111	H	Arizona	73 46								
12	H	UCLA	76 85	86	A	Colorado	84 70								
58	H	Southern California	58 42	70	A	Utah	77 58								
6	A	Washington	72 68	5	H	Oregon St.	69 72								

Non-Div I Games:

Stanford

■ Loss,
 ■ Non-Conf, S Site,
 ■ Home
 ■ Away
 N Neutral

Average RPI Win:	255	WON-LOST	WINNING	LAST 10	STRENGTH OF	OPP. STRENGTH	TEAM	ADJ.	CONF.	ADJ CONF.
Average RPI Loss:	125	RECORD	PCT. RANK	GAMES	SCHEDULE	OF SCHEDULE	RPI	RPI	RPI	RPI
DIV. I ONLY	19- 5	27	10- 0	292	262	116	116	23	23	
DIV. I NON-CONF.	8- 4	97	0- 0	232	293	133	133	24	24	
TOTALS	RPI 1-25	RPI 26-50	W-L RECORDS	RPI 51-100	RPI 101-150	RPI 150+				
19- 5	0- 0	0- 1	OVERALL	2- 2	0- 1	17- 1				
10- 2	0- 0	0- 0	HOME	1- 1	0- 0	9- 1				
7- 3	0- 0	0- 1	AWAY	1- 1	0- 1	6- 0				
2- 0	0- 0	0- 0	NEUTRAL	0- 0	0- 0	2- 0				
8- 4	0- 0	0- 1	NON-CONFERENCE	0- 1	0- 1	8- 1				
4- 1	0- 0	0- 0	HOME	0- 0	0- 0	4- 1				
2- 3	0- 0	0- 1	AWAY	0- 1	0- 1	2- 0				
2- 0	0- 0	0- 0	NEUTRAL	0- 0	0- 0	2- 0				
11- 1	0- 0	0- 0	CONFERENCE	2- 1	0- 0	9- 0				
6- 1	0- 0	0- 0	HOME	1- 1	0- 0	5- 0				
5- 0	0- 0	0- 0	AWAY	1- 0	0- 0	4- 0				
0- 0	0- 0	0- 0	NEUTRAL	0- 0	0- 0	0- 0				

RPI 1-25				RPI 26-50				RPI 51-100				RPI 101+				Team's RPI: 116	
RPI	S	Opponent	Score	RPI	S	Opponent	Score	RPI	S	Opponent	Score	RPI	S	Opponent	Score		
				35	A	South Fla.	60 74	87	A	Chattanooga	55 66	141	A	Arkansas	62 79		
								95	A	Jacksonville	65 49	204	H	Bethune-Cookman	63 60		
								95	H	Jacksonville	57 47	206	H	SIUE	78 68		
								96	H	FGCU	71 84	211	N	Robert Morris	68 60		
												219	N	Weber St.	70 68		
												265	H	Tennessee St.	50 56		
												270	A	High Point	81 47		
												276	A	Kennesaw St.	65 56		
												276	H	Kennesaw St.	60 43		
												285	A	North Florida	62 44		
												285	H	North Florida	68 44		
												290	A	Lipscomb	91 66		
												290	H	Lipscomb	66 60		
												294	A	Northern Ky.	54 45		
												296	H	Eastern Ill.	72 55		
												304	H	Valparaiso	87 75		
												315	A	NJIT	60 37		
												315	H	NJIT	77 43		
												317	H	USC Upstate	80 68		
LAST 12 Division I GAMES:																	
				315	A	NJIT	60 37	285	H	North Florida	68 44						
				276	H	Kennesaw St.	60 43	315	H	NJIT	77 43						
				290	H	Lipscomb	66 60	317	H	USC Upstate	80 68						
				95	H	Jacksonville	57 47	290	A	Lipscomb	91 66						
				285	A	North Florida	62 44	276	A	Kennesaw St.	65 56						
				95	A	Jacksonville	65 49	96	H	FGCU	71 84						

Non-Div I Games: Palm Beach Atl. 89 50 Webber Int'l 92 54 Warner 100 34

Stetson

Average RPI Win:	258	WON-LOST	WINNING	LAST 10	STRENGTH OF	OPP. STRENGTH	TEAM	ADJ.	CONF.	ADJ CONF.
Average RPI Loss:	161	RECORD	PCT. RANK	GAMES	SCHEDULE	OF SCHEDULE	RPI	RPI	RPI	RPI
DIV. I ONLY	10- 16	237	2- 8	255	239	255	255	22	22	
DIV. I NON-CONF.	6- 6	165	0- 0	295	264	227	227	22	22	
TOTALS	RPI 1-25	RPI 26-50	W-L RECORDS	RPI 51-100	RPI 101-150	RPI 150+				
10- 16	0- 0	0- 2	OVERALL	0- 2	2- 4	8- 8				
5- 6	0- 0	0- 1	HOME	0- 1	2- 1	3- 3				
4- 9	0- 0	0- 0	AWAY	0- 1	0- 3	4- 5				
1- 1	0- 0	0- 1	NEUTRAL	0- 0	0- 0	1- 0				
6- 6	0- 0	0- 2	NON-CONFERENCE	0- 0	1- 1	5- 3				
3- 2	0- 0	0- 1	HOME	0- 0	1- 0	2- 1				
2- 3	0- 0	0- 0	AWAY	0- 0	0- 1	2- 2				
1- 1	0- 0	0- 1	NEUTRAL	0- 0	0- 0	1- 0				
4- 10	0- 0	0- 0	CONFERENCE	0- 2	1- 3	3- 5				
2- 4	0- 0	0- 0	HOME	0- 1	1- 1	1- 2				
2- 6	0- 0	0- 0	AWAY	0- 1	0- 2	2- 3				
0- 0	0- 0	0- 0	NEUTRAL	0- 0	0- 0	0- 0				

RPI S	Opponent	Score	RPI S	Opponent	Score	RPI S	Opponent	Score	RPI S	Opponent	Score	Team's RPI: 255
30	H Syracuse	60 78	73	A New Hampshire	46 49	119	H Cornell	66 65				
40	N Indiana	60 74	73	H New Hampshire	45 56	139	A Albany (NY)	54 64				
						139	H Albany (NY)	57 75				
						140	A Maine	71 78				
						140	H Maine	55 41				
						146	A Iona	46 57				
						173	A Hartford	52 65				
						173	H Hartford	40 62				
						179	H Columbia	55 53				
						186	H Hofstra	64 67				
						203	A UMBC	61 67				
						217	A Binghamton	74 59				
						217	H Binghamton	40 48				
						231	A St. Bonaventure	37 51				
						268	A Manhattan	55 50				
						281	A Vermont	43 53				
						314	A Central Conn. St.	64 59				
						318	H UMKC	57 55				
						337	A LIU Brooklyn	48 58				
						339	N Florida A&M	80 49				
						344	A UMass Lowell	86 44				
						344	H UMass Lowell	83 53				
LAST 12 Division I GAMES:												
217	A Binghamton	74 59	281	A Vermont	43 53							
173	H Hartford	40 62	203	A UMBC	61 67							
140	A Maine	71 78	217	H Binghamton	40 48							
344	A UMass Lowell	86 44	173	A Hartford	52 65							
139	H Albany (NY)	57 75	344	H UMass Lowell	83 53							
73	H New Hampshire	45 56	140	H Maine	55 41							

Non-Div I Games: Molloy 62 53

Stony Brook

■ Loss,
■ Non-Conf,
■ S Site,
■ Home
■ A Away
N Neutral

Average RPI Win:	148	WON-LOST	WINNING	LAST 10	STRENGTH OF	OPP. STRENGTH	TEAM	ADJ.	CONF.	ADJ CONF.
Average RPI Loss:	25	RECORD	PCT. RANK	GAMES	SCHEDULE	OF SCHEDULE	RPI	RPI	RPI	RPI
DIV. I ONLY	18- 8	72	7- 3	44	43	30	30	3	3	
DIV. I NON-CONF.	9- 4	85	0- 0	101	98	79	79	4	4	
TOTALS	RPI 1-25	RPI 26-50	W-L RECORDS	RPI 51-100	RPI 101-150	RPI 150+				
18- 8	1- 5	3- 1	OVERALL	2- 2	4- 0	8- 0				
12- 0	1- 0	2- 0	HOME	1- 0	2- 0	6- 0				
4- 5	0- 3	0- 0	AWAY	1- 2	1- 0	2- 0				
2- 3	0- 2	1- 1	NEUTRAL	0- 0	1- 0	0- 0				
9- 4	0- 2	2- 1	NON-CONFERENCE	0- 1	1- 0	6- 0				
6- 0	0- 0	1- 0	HOME	0- 0	0- 0	5- 0				
1- 1	0- 0	0- 0	AWAY	0- 1	0- 0	1- 0				
2- 3	0- 2	1- 1	NEUTRAL	0- 0	1- 0	0- 0				
9- 4	1- 3	1- 0	CONFERENCE	2- 1	3- 0	2- 0				
6- 0	1- 0	1- 0	HOME	1- 0	2- 0	1- 0				
3- 4	0- 3	0- 0	AWAY	1- 1	1- 0	1- 0				
0- 0	0- 0	0- 0	NEUTRAL	0- 0	0- 0	0- 0				

RPI 1-25				RPI 26-50				RPI 51-100				RPI 101+			
RPI	S	Opponent	Score	RPI	S	Opponent	Score	RPI	S	Opponent	Score	RPI	S	Opponent	Score
9	A	Duke	55 72	26	N	Ohio St.	72 77	51	A	Georgia Tech	66 75	105	A	Clemson	88 62
10	A	Florida St.	58 77	32	H	North Carolina St.	85 75	54	H	Virginia	54 49	106	H	North Carolina	95 64
13	A	Louisville	76 91	46	N	George Washington	74 71	59	A	Drexel	61 62	131	N	Old Dominion	92 66
16	N	Texas A&M	84 105	47	H	Michigan St.	75 64	71	A	Virginia Tech	82 72	143	H	Pittsburgh	93 65
17	N	DePaul	84 108									166	A	Boston College	72 45
19	H	Miami (FL)	81 48									166	H	Boston College	79 52
												177	H	Siena	102 65
												239	H	Niagara	109 60
												255	A	Stony Brook	78 60
												284	H	Coppin St.	76 30
												307	H	Rhode Island	95 49
												314	H	Central Conn. St.	95 63
LAST 12 Division I GAMES:															
106	H	North Carolina	95 64	10	A	Florida St.	58 77								
9	A	Duke	55 72	51	A	Georgia Tech	66 75								
166	A	Boston College	72 45	32	H	North Carolina St.	85 75								
143	H	Pittsburgh	93 65	166	H	Boston College	79 52								
71	A	Virginia Tech	82 72	105	A	Clemson	88 62								
19	H	Miami (FL)	81 48	54	H	Virginia	54 49								

Non-Div I Games:

Syracuse

Average RPI Win:	134	WON-LOST	WINNING	LAST 10	STRENGTH OF	OPP. STRENGTH	TEAM	ADJ.	CONF.	ADJ CONF.
Average RPI Loss:	64	RECORD	PCT. RANK	GAMES	SCHEDULE	OF SCHEDULE	RPI	RPI	RPI	RPI
DIV. I ONLY	20- 5	23	8- 2	69	41	23	23	5	5	
DIV. I NON-CONF.	10- 3	54	1- 0	70	57	24	24	5	5	
TOTALS	RPI 1-25	RPI 26-50	W-L RECORDS	RPI 51-100	RPI 101-150	RPI 150+				
20- 5	1- 1	4- 2	OVERALL	2- 1	3- 0	10- 1				
10- 2	1- 1	2- 1	HOME	1- 0	1- 0	5- 0				
10- 2	0- 0	2- 1	AWAY	1- 0	2- 0	5- 1				
0- 1	0- 0	0- 0	NEUTRAL	0- 1	0- 0	0- 0				
10- 3	1- 0	2- 1	NON-CONFERENCE	1- 1	1- 0	5- 1				
5- 0	1- 0	1- 0	HOME	0- 0	0- 0	3- 0				
5- 2	0- 0	1- 1	AWAY	1- 0	1- 0	2- 1				
0- 1	0- 0	0- 0	NEUTRAL	0- 1	0- 0	0- 0				
10- 2	0- 1	2- 1	CONFERENCE	1- 0	2- 0	5- 0				
5- 2	0- 1	1- 1	HOME	1- 0	1- 0	2- 0				
5- 0	0- 0	1- 0	AWAY	0- 0	1- 0	3- 0				
0- 0	0- 0	0- 0	NEUTRAL	0- 0	0- 0	0- 0				

RPI	S	Opponent	Score	RPI	S	Opponent	Score	RPI	S	Opponent	Score	RPI	S	Opponent	Score
1	H	UConn	69 97	29	A	Harvard	62 73	77	N	Florida	76 83	104	A	Saint Joseph's	86 70
17	H	DePaul	84 74	35	H	South Fla.	51 55	88	A	Penn	63 53	149	A	Memphis	73 67
				41	H	Quinnipiac	71 68	90	H	SMU	66 52	149	H	Memphis	66 51
				43	A	Tulane	76 50					153	A	East Carolina	76 43
				43	H	Tulane	86 71					153	H	East Carolina	78 47
				50	A	Villanova	83 48					157	A	Tulsa	58 49
												157	H	Tulsa	70 43
												165	H	La Salle	86 70
												171	A	Houston	69 57
												176	A	Hampton	65 71
												184	H	Fairfield	73 59
												213	A	Rutgers	48 37
												276	A	Kennesaw St.	79 38
												281	H	Vermont	53 39
LAST 12 Division I GAMES:															
				90	H	SMU	66 52	88	A	Penn	63 53				
				153	A	East Carolina	76 43	149	H	Memphis	66 51				
				157	H	Tulsa	70 43	171	A	Houston	69 57				
				43	A	Tulane	76 50	157	A	Tulsa	58 49				
				1	H	UConn	69 97	153	H	East Carolina	78 47				
				35	H	South Fla.	51 55	43	H	Tulane	86 71				

Non-Div I Games:

Temple

Tennessee

Through Games Of Feb. 18, 2017

Average RPI Win:	93	WON-LOST	WINNING	LAST 10	STRENGTH OF	OPP. STRENGTH	TEAM	ADJ.	CONF.	ADJ CONF.
Average RPI Loss:	55	RECORD	PCT. RANK	GAMES	SCHEDULE	OF SCHEDULE	RPI	RPI	RPI	RPI
DIV. I ONLY	16- 10	108	6- 4	2	19	18	18	2	2	
DIV. I NON-CONF.	9- 4	85	1- 0	3	42	8	8	2	2	
TOTALS	RPI 1-25	RPI 26-50	W-L RECORDS	RPI 51-100	RPI 101-150	RPI 150+				
16- 10	6- 4	1- 1	OVERALL	3- 3	2- 2	4- 0				
11- 3	5- 3	0- 0	HOME	1- 0	2- 0	3- 0				
5- 7	1- 1	1- 1	AWAY	2- 3	0- 2	1- 0				
0- 0	0- 0	0- 0	NEUTRAL	0- 0	0- 0	0- 0				
9- 4	2- 2	1- 0	NON-CONFERENCE	0- 2	2- 0	4- 0				
7- 1	2- 1	0- 0	HOME	0- 0	2- 0	3- 0				
2- 3	0- 1	1- 0	AWAY	0- 2	0- 0	1- 0				
0- 0	0- 0	0- 0	NEUTRAL	0- 0	0- 0	0- 0				
7- 6	4- 2	0- 1	CONFERENCE	3- 1	0- 2	0- 0				
4- 2	3- 2	0- 0	HOME	1- 0	0- 0	0- 0				
3- 4	1- 0	0- 1	AWAY	2- 1	0- 2	0- 0				
0- 0	0- 0	0- 0	NEUTRAL	0- 0	0- 0	0- 0				

RPI	S	Opponent	Score
2	H	Notre Dame	71 69
3	H	Mississippi St.	64 74
4	A	South Carolina	76 74
7	A	Texas	67 72
8	H	Baylor	66 88
11	H	Stanford	59 51
15	H	Kentucky	72 65
16	H	Texas A&M	59 61
24	H	Missouri	77 66
25	H	LSU	77 58

RPI	S	Opponent	Score
38	A	Auburn	61 79
39	A	James Madison	81 69

RPI	S	Opponent	Score
71	A	Virginia Tech	63 67
75	A	Penn St.	56 70
77	A	Florida	84 75
89	A	Georgia	78 81
92	A	Vanderbilt	70 57
92	H	Vanderbilt	91 63

RPI	S	Opponent	Score
108	H	Troy	110 84
109	A	Ole Miss	62 67
120	H	Navy	85 55
129	A	Alabama	57 65
194	A	ETSU	83 58
209	H	Appalachian St.	92 66
214	H	UNCW	90 54
265	H	Tennessee St.	86 36

LAST 12 Division I GAMES:

129	A	Alabama	57 65	77	A	Florida	84 75
16	H	Texas A&M	59 61	92	H	Vanderbilt	91 63
24	H	Missouri	77 66	38	A	Auburn	61 79
89	A	Georgia	78 81	2	H	Notre Dame	71 69
25	H	LSU	77 58	109	A	Ole Miss	62 67
4	A	South Carolina	76 74	3	H	Mississippi St.	64 74

Non-Div I Games:

Tennessee

■ Loss,
 ■ Non-Conf, S Site,
 ■ Home
 ■ Away
 N Neutral

Average RPI Win:	245	WON-LOST	WINNING	LAST 10	STRENGTH OF	OPP. STRENGTH	TEAM	ADJ.	CONF.	ADJ CONF.
Average RPI Loss:	192	RECORD	PCT. RANK	GAMES	SCHEDULE	OF SCHEDULE	RPI	RPI	RPI	RPI
DIV. I ONLY	9- 15	245	3- 7	270	250	265	265	26	26	
DIV. I NON-CONF.	4- 5	198	0- 0	224	70	164	164	26	26	
TOTALS	RPI 1-25	RPI 26-50	W-L RECORDS	RPI 51-100	RPI 101-150	RPI 150+				
9- 15	0- 1	0- 0	OVERALL	0- 3	1- 0	8- 11				
6- 3	0- 0	0- 0	HOME	0- 1	0- 0	6- 2				
2- 11	0- 1	0- 0	AWAY	0- 2	1- 0	1- 8				
1- 1	0- 0	0- 0	NEUTRAL	0- 0	0- 0	1- 1				
4- 5	0- 1	0- 0	NON-CONFERENCE	0- 2	1- 0	3- 2				
1- 0	0- 0	0- 0	HOME	0- 0	0- 0	1- 0				
2- 4	0- 1	0- 0	AWAY	0- 2	1- 0	1- 1				
1- 1	0- 0	0- 0	NEUTRAL	0- 0	0- 0	1- 1				
5- 10	0- 0	0- 0	CONFERENCE	0- 1	0- 0	5- 9				
5- 3	0- 0	0- 0	HOME	0- 1	0- 0	5- 2				
0- 7	0- 0	0- 0	AWAY	0- 0	0- 0	0- 7				
0- 0	0- 0	0- 0	NEUTRAL	0- 0	0- 0	0- 0				

RPI	S	Opponent	Score	RPI	S	Opponent	Score	RPI	S	Opponent	Score	RPI	S	Opponent	Score	Team's RPI: 265
18	A	Tennessee	36 86					61	H	Belmont	60 70	116	A	Stetson	56 50	
								69	A	Oklahoma St.	48 86	181	A	Xavier	54 63	
								85	A	UNLV	48 69	185	A	Morehead St.	74 87	
												185	H	Morehead St.	69 66	
												204	N	Bethune-Cookman	69 60	
												206	A	SIUE	52 73	
												207	N	Wisconsin	70 80	
												237	H	UT Martin	85 80	
												245	A	Murray St.	72 80	
												249	A	Jacksonville St.	56 69	
												249	H	Jacksonville St.	64 51	
												264	A	Tennessee Tech	59 64	
												264	H	Tennessee Tech	59 72	
												272	A	Austin Peay	63 79	
												278	H	Southeast Mo. St.	67 75	
												290	A	Lipscomb	77 71	
												296	H	Eastern Ill.	69 58	
												299	A	Eastern Ky.	62 66	
												299	H	Eastern Ky.	78 64	
												326	H	Arkansas St.	76 66	
LAST 12 Division I GAMES:																
299	H	Eastern Ky.	78 64	61	H	Belmont	60 70									
185	A	Morehead St.	74 87	206	A	SIUE	52 73									
249	A	Jacksonville St.	56 69	249	H	Jacksonville St.	64 51									
264	H	Tennessee Tech	59 72	264	A	Tennessee Tech	59 64									
272	A	Austin Peay	63 79	299	A	Eastern Ky.	62 66									
296	H	Eastern Ill.	69 58	185	H	Morehead St.	69 66									

Non-Div I Games: Fisk 97 41

Tennessee St.

■ Loss,
 ■ Non-Conf,
 ■ S Site,
 ■ H Home
 ■ A Away
 N Neutral

Average RPI Win:	274	WON-LOST	WINNING	LAST 10	STRENGTH OF	OPP. STRENGTH	TEAM	ADJ.	CONF.	ADJ CONF.
Average RPI Loss:	171	RECORD	PCT. RANK	GAMES	SCHEDULE	OF SCHEDULE	RPI	RPI	RPI	RPI
DIV. I ONLY	9- 17	256	5- 5	198	294	264	264	26	26	
DIV. I NON-CONF.	2- 10	305	0- 0	203	282	308	308	26	26	
TOTALS	RPI 1-25	RPI 26-50	W-L RECORDS	RPI 51-100	RPI 101-150	RPI 150+				
9- 17	0- 0	0- 0	OVERALL	0- 5	0- 3	9- 9				
6- 6	0- 0	0- 0	HOME	0- 2	0- 1	6- 3				
3- 11	0- 0	0- 0	AWAY	0- 3	0- 2	3- 6				
0- 0	0- 0	0- 0	NEUTRAL	0- 0	0- 0	0- 0				
2- 10	0- 0	0- 0	NON-CONFERENCE	0- 3	0- 3	2- 4				
1- 4	0- 0	0- 0	HOME	0- 1	0- 1	1- 2				
1- 6	0- 0	0- 0	AWAY	0- 2	0- 2	1- 2				
0- 0	0- 0	0- 0	NEUTRAL	0- 0	0- 0	0- 0				
7- 7	0- 0	0- 0	CONFERENCE	0- 2	0- 0	7- 5				
5- 2	0- 0	0- 0	HOME	0- 1	0- 0	5- 1				
2- 5	0- 0	0- 0	AWAY	0- 1	0- 0	2- 4				
0- 0	0- 0	0- 0	NEUTRAL	0- 0	0- 0	0- 0				

RPI 1-25				RPI 26-50				RPI 51-100				RPI 101+ Team's RPI: 264			
RPI	S	Opponent	Score	RPI	S	Opponent	Score	RPI	S	Opponent	Score	RPI	S	Opponent	Score
								61	A	Belmont	75 89	134	A	Radford	46 79
								61	H	Belmont	66 85	136	H	Wright St.	54 65
								66	A	IUPUI	63 77	138	A	Cincinnati	38 60
								79	H	Middle Tenn.	62 73	185	A	Morehead St.	65 79
								92	A	Vanderbilt	57 89	194	H	ETSU	76 82
												205	H	UNCG	59 65
												206	A	SIUE	49 60
												237	H	UT Martin	81 71
												245	H	Murray St.	72 54
												248	A	UNC Asheville	65 77
												249	A	Jacksonville St.	44 57
												249	H	Jacksonville St.	56 54
												265	A	Tennessee St.	72 59
												265	H	Tennessee St.	64 59
												272	H	Austin Peay	84 87
												278	A	Southeast Mo. St.	74 63
												290	A	Lipscomb	69 71
												294	H	Northern Ky.	55 40
												296	A	Eastern Ill.	46 54
												299	H	Eastern Ky.	53 51
												333	A	Winthrop	73 50
LAST 12 Division I GAMES:															
249	A	Jacksonville St.	44 57	185	A	Morehead St.	65 79								
61	H	Belmont	66 85	61	A	Belmont	75 89								
265	A	Tennessee St.	72 59	265	H	Tennessee St.	64 59								
296	A	Eastern Ill.	46 54	249	H	Jacksonville St.	56 54								
237	H	UT Martin	81 71	245	H	Murray St.	72 54								
299	H	Eastern Ky.	53 51	272	H	Austin Peay	84 87								

Non-Div I Games: Tenn. Wesleyan 54 41

Tennessee Tech

Average RPI Win: 116	WON-LOST	WINNING	LAST 10	STRENGTH OF	OPP. STRENGTH	TEAM	ADJ.	CONF.	ADJ CONF.
Average RPI Loss: 7	RECORD	PCT. RANK	GAMES	SCHEDULE	OF SCHEDULE	RPI	RPI	RPI	RPI
DIV. I ONLY	21- 5	20	9- 1	9	3	7	7	4	4
DIV. I NON-CONF.	7- 4	114	1- 0	7	14	33	33	3	3
TOTALS	RPI 1-25	RPI 26-50	W-L RECORDS	RPI 51-100	RPI 101-150	RPI 150+			
21- 5	5- 5	0- 0	OVERALL	7- 0	2- 0	7- 0			
13- 1	3- 1	0- 0	HOME	3- 0	1- 0	6- 0			
8- 3	2- 3	0- 0	AWAY	4- 0	1- 0	1- 0			
0- 1	0- 1	0- 0	NEUTRAL	0- 0	0- 0	0- 0			
7- 4	2- 4	0- 0	NON-CONFERENCE	0- 0	0- 0	5- 0			
6- 1	1- 1	0- 0	HOME	0- 0	0- 0	5- 0			
1- 2	1- 2	0- 0	AWAY	0- 0	0- 0	0- 0			
0- 1	0- 1	0- 0	NEUTRAL	0- 0	0- 0	0- 0			
14- 1	3- 1	0- 0	CONFERENCE	7- 0	2- 0	2- 0			
7- 0	2- 0	0- 0	HOME	3- 0	1- 0	1- 0			
7- 1	1- 1	0- 0	AWAY	4- 0	1- 0	1- 0			
0- 0	0- 0	0- 0	NEUTRAL	0- 0	0- 0	0- 0			

RPI	S	Opponent	Score
1	N	UConn	54 72
3	A	Mississippi St.	68 79
4	H	South Carolina	67 76
8	A	Baylor	85 79
10	A	Florida St.	92 88
11	A	Stanford	59 71
14	A	Oklahoma	73 74
14	H	Oklahoma	86 68
18	H	Tennessee	72 67
21	H	Kansas St.	63 58

RPI	S	Opponent	Score
55	A	West Virginia	73 63
55	H	West Virginia	69 54
63	A	Iowa St.	75 68
69	A	Oklahoma St.	85 71
69	H	Oklahoma St.	66 35
97	A	Texas Tech	77 57
97	H	Texas Tech	67 47

RPI	S	Opponent	Score
135	A	TCU	77 69
135	H	TCU	83 54
154	A	Kansas	66 54
154	H	Kansas	75 42
188	H	UTSA	76 43
202	H	New Orleans	80 48
251	H	UTRGV	85 61
297	H	Northwestern St.	86 39
342	H	Houston Baptist	98 46

LAST 12 Division I GAMES:

14	A	Oklahoma	73 74	55	H	West Virginia	69 54
10	A	Florida St.	92 88	135	A	TCU	77 69
154	H	Kansas	75 42	97	A	Texas Tech	77 57
8	A	Baylor	85 79	14	H	Oklahoma	86 68
21	H	Kansas St.	63 58	55	A	West Virginia	73 63
69	A	Oklahoma St.	85 71	69	H	Oklahoma St.	66 35

Non-Div I Games:

Texas

Average RPI Win:	109	WON-LOST	WINNING	LAST 10	STRENGTH OF	OPP. STRENGTH	TEAM	ADJ.	CONF.	ADJ CONF.
Average RPI Loss:	49	RECORD	PCT. RANK	GAMES	SCHEDULE	OF SCHEDULE	RPI	RPI	RPI	RPI
DIV. I ONLY	19- 7	55	7- 3	26	28	16	16	2	2	
DIV. I NON-CONF.	10- 3	54	0- 0	44	92	38	38	2	2	
TOTALS	RPI 1-25	RPI 26-50	W-L RECORDS	RPI 51-100	RPI 101-150	RPI 150+				
19- 7	3- 3	3- 0	OVERALL	5- 4	5- 0	3- 0				
12- 1	1- 0	1- 0	HOME	4- 1	4- 0	2- 0				
5- 5	2- 3	1- 0	AWAY	1- 2	1- 0	0- 0				
2- 1	0- 0	1- 0	NEUTRAL	0- 1	0- 0	1- 0				
10- 3	0- 0	2- 0	NON-CONFERENCE	2- 3	3- 0	3- 0				
6- 1	0- 0	0- 0	HOME	2- 1	2- 0	2- 0				
2- 1	0- 0	1- 0	AWAY	0- 1	1- 0	0- 0				
2- 1	0- 0	1- 0	NEUTRAL	0- 1	0- 0	1- 0				
9- 4	3- 3	1- 0	CONFERENCE	3- 1	2- 0	0- 0				
6- 0	1- 0	1- 0	HOME	2- 0	2- 0	0- 0				
3- 4	2- 3	0- 0	AWAY	1- 1	0- 0	0- 0				
0- 0	0- 0	0- 0	NEUTRAL	0- 0	0- 0	0- 0				

RPI	S	Opponent	Score	RPI	S	Opponent	Score	RPI	S	Opponent	Score	RPI	S	Opponent	Score
3	A	Mississippi St.	61 71	30	N	Syracuse	105 84	52	N	Dayton	57 74	110	H	SFA	63 48
15	A	Kentucky	77 68	38	H	Auburn	66 61	58	H	Southern California	62 66	117	H	Central Ark.	74 49
18	A	Tennessee	61 59	48	A	Little Rock	55 37	77	A	Florida	67 59	129	H	Alabama	69 48
24	A	Missouri	76 78					77	H	Florida	84 76	135	A	TCU	75 67
25	A	LSU	63 67					89	A	Georgia	59 69	141	H	Arkansas	90 65
25	H	LSU	54 52					90	A	SMU	53 54	233	N	Southern U.	81 58
								92	H	Vanderbilt	77 72	293	H	Prairie View	90 62
								97	H	Texas Tech	98 90	303	H	A&M-Corpus Christi	84 55
								100	H	Abilene Christian	71 45				
LAST 12 Division I GAMES:															
25	A	LSU	63 67	25	H	LSU	54 52								
18	A	Tennessee	61 59	24	A	Missouri	76 78								
129	H	Alabama	69 48	77	A	Florida	67 59								
38	H	Auburn	66 61	141	H	Arkansas	90 65								
77	H	Florida	84 76	15	A	Kentucky	77 68								
3	A	Mississippi St.	61 71	89	A	Georgia	59 69								

Non-Div I Games:

Texas A&M

Average RPI Win:	279	WON-LOST	WINNING	LAST 10	STRENGTH OF	OPP. STRENGTH	TEAM	ADJ.	CONF.	ADJ CONF.
Average RPI Loss:	213	RECORD	PCT. RANK	GAMES	SCHEDULE	OF SCHEDULE	RPI	RPI	RPI	RPI
DIV. I ONLY	14- 9	115	6- 4	344	321	220	220	30	30	
DIV. I NON-CONF.	5- 5	165	0- 0	331	212	204	204	30	30	
TOTALS	RPI 1-25	RPI 26-50	W-L RECORDS	RPI 51-100	RPI 101-150	RPI 150+				
14- 9	0- 0	0- 0	OVERALL	0- 1	0- 1	14- 7				
5- 2	0- 0	0- 0	HOME	0- 0	0- 0	5- 2				
8- 7	0- 0	0- 0	AWAY	0- 1	0- 1	8- 5				
1- 0	0- 0	0- 0	NEUTRAL	0- 0	0- 0	1- 0				
5- 5	0- 0	0- 0	NON-CONFERENCE	0- 1	0- 1	5- 3				
0- 1	0- 0	0- 0	HOME	0- 0	0- 0	0- 1				
4- 4	0- 0	0- 0	AWAY	0- 1	0- 1	4- 2				
1- 0	0- 0	0- 0	NEUTRAL	0- 0	0- 0	1- 0				
9- 4	0- 0	0- 0	CONFERENCE	0- 0	0- 0	9- 4				
5- 1	0- 0	0- 0	HOME	0- 0	0- 0	5- 1				
4- 3	0- 0	0- 0	AWAY	0- 0	0- 0	4- 3				
0- 0	0- 0	0- 0	NEUTRAL	0- 0	0- 0	0- 0				

RPI 1-25			RPI 26-50			RPI 51-100			RPI 101+			Team's RPI: 220
RPI	S	Opponent	Score	RPI	S	Opponent	Score	RPI	S	Opponent	Score	
						90 A SMU	36 61			135 A TCU	48 77	
										167 H Rice	49 52	
										172 A Texas St.	66 53	
										202 A New Orleans	57 63	
										208 H Alabama St.	52 48	
										218 A Grambling	52 64	
										218 H Grambling	69 61	
										222 N Presbyterian	74 62	
										233 A Southern U.	77 71	
										246 A Ark.-Pine Bluff	45 49	
										246 H Ark.-Pine Bluff	60 71	
										283 A FIU	70 62	
										293 A Prairie View	70 62	
										293 H Prairie View	73 51	
										300 A UTEP	89 68	
										301 A Alcorn	57 53	
										303 A A&M-Corpus Christi	61 64	
										311 A Mississippi Val.	74 75	
										342 A Houston Baptist	50 34	
										346 A Jackson St.	66 63	
										346 H Jackson St.	62 52	
										349 H Alabama A&M	60 51	
LAST 12 Division I GAMES:												
						246 H Ark.-Pine Bluff	60 71			311 A Mississippi Val.	74 75	
						346 A Jackson St.	66 63			246 A Ark.-Pine Bluff	45 49	
						218 A Grambling	52 64			346 H Jackson St.	62 52	
						293 H Prairie View	73 51			218 H Grambling	69 61	
						349 H Alabama A&M	60 51			293 A Prairie View	70 62	
						208 H Alabama St.	52 48			233 A Southern U.	77 71	

Non-Div I Games: P.R.-Bayamon 64 58

Texas Southern

Average RPI Win:	234	WON-LOST	WINNING	LAST 10	STRENGTH OF	OPP. STRENGTH	TEAM	ADJ.	CONF.	ADJ CONF.
Average RPI Loss:	172	RECORD	PCT. RANK	GAMES	SCHEDULE	OF SCHEDULE	RPI	RPI	RPI	RPI
DIV. I ONLY	14- 10	125	8- 2	272	245	172	172	21	21	
DIV. I NON-CONF.	5- 5	165	0- 0	297	257	207	207	19	19	
TOTALS	RPI 1-25	RPI 26-50	W-L RECORDS	RPI 51-100	RPI 101-150	RPI 150+				
14- 10	0- 1	1- 0	OVERALL	0- 1	1- 2	12- 6				
8- 3	0- 0	1- 0	HOME	0- 0	0- 1	7- 2				
6- 7	0- 1	0- 0	AWAY	0- 1	1- 1	5- 4				
0- 0	0- 0	0- 0	NEUTRAL	0- 0	0- 0	0- 0				
5- 5	0- 1	0- 0	NON-CONFERENCE	0- 1	0- 0	5- 3				
3- 1	0- 0	0- 0	HOME	0- 0	0- 0	3- 1				
2- 4	0- 1	0- 0	AWAY	0- 1	0- 0	2- 2				
0- 0	0- 0	0- 0	NEUTRAL	0- 0	0- 0	0- 0				
9- 5	0- 0	1- 0	CONFERENCE	0- 0	1- 2	7- 3				
5- 2	0- 0	1- 0	HOME	0- 0	0- 1	4- 1				
4- 3	0- 0	0- 0	AWAY	0- 0	1- 1	3- 2				
0- 0	0- 0	0- 0	NEUTRAL	0- 0	0- 0	0- 0				

RPI 1-25				RPI 26-50				RPI 51-100				RPI 101+ Team's RPI: 172			
RPI	S	Opponent	Score	RPI	S	Opponent	Score	RPI	S	Opponent	Score	RPI	S	Opponent	Score
8	A	Baylor	24 90	48	H	Little Rock	64 47	90	A	SMU	56 64	107	A	UT Arlington	75 69
												107	H	UT Arlington	39 61
												108	A	Troy	54 65
												160	H	Louisiana	62 40
												171	A	Houston	61 56
												187	A	North Texas	59 58
												188	A	UTSA	47 72
												209	A	Appalachian St.	53 37
												209	H	Appalachian St.	64 66
												220	H	Texas Southern	53 66
												227	A	Ga. Southern	69 71
												238	A	South Ala.	57 44
												247	A	Georgia St.	62 51
												271	A	Coastal Caro.	48 64
												271	H	Coastal Caro.	83 62
												293	A	Prairie View	60 64
												303	H	A&M-Corpus Christi	57 50
												326	H	Arkansas St.	63 43
												329	H	La.-Monroe	63 50
												332	H	Incarnate Word	67 50
												341	H	Sam Houston St.	69 46
LAST 12 Division I GAMES:															
227	A	Ga. Southern	69 71	209	A	Appalachian St.	53 37	160	H	Louisiana	62 40				
247	A	Georgia St.	62 51	329	H	La.-Monroe	63 50	238	A	South Ala.	57 44				
48	H	Little Rock	64 47	108	A	Troy	54 65	107	H	UT Arlington	39 61				
326	H	Arkansas St.	63 43												
107	A	UT Arlington	75 69												
271	A	Coastal Caro.	48 64												

Non-Div I Games: St. Edward's 51 65

Texas St.

Loss, Non-Conf, S Site, H Home A Away N Neutral

Average RPI Win: 143		WON-LOST	WINNING	LAST 10	STRENGTH OF	OPP. STRENGTH	TEAM	ADJ.	CONF.	ADJ CONF.
Average RPI Loss: 48		RECORD	PCT. RANK	GAMES	SCHEDULE	OF SCHEDULE	RPI	RPI	RPI	RPI
DIV. I ONLY		12- 14	194	1- 9	18	26	97	97	4	4
DIV. I NON-CONF.		8- 3	67	0- 0	38	151	37	37	3	3
TOTALS		RPI 1-25	RPI 26-50	W-L RECORDS	RPI 51-100	RPI 101-150	RPI 150+			
12- 14	0- 9		0- 0	OVERALL	3- 2	5- 2	4- 1			
11- 4	0- 4		0- 0	HOME	3- 0	4- 0	4- 0			
0- 10	0- 5		0- 0	AWAY	0- 2	0- 2	0- 1			
1- 0	0- 0		0- 0	NEUTRAL	0- 0	1- 0	0- 0			
8- 3	0- 2		0- 0	NON-CONFERENCE	0- 0	5- 1	3- 0			
7- 0	0- 0		0- 0	HOME	0- 0	4- 0	3- 0			
0- 3	0- 2		0- 0	AWAY	0- 0	0- 1	0- 0			
1- 0	0- 0		0- 0	NEUTRAL	0- 0	1- 0	0- 0			
4- 11	0- 7		0- 0	CONFERENCE	3- 2	0- 1	1- 1			
4- 4	0- 4		0- 0	HOME	3- 0	0- 0	1- 0			
0- 7	0- 3		0- 0	AWAY	0- 2	0- 1	0- 1			
0- 0	0- 0		0- 0	NEUTRAL	0- 0	0- 0	0- 0			

RPI 1-25				RPI 26-50				RPI 51-100				Team's RPI: 97				RPI 101+			
RPI	S	Opponent	Score	RPI	S	Opponent	Score	RPI	S	Opponent	Score	RPI	S	Opponent	Score	RPI	S	Opponent	Score
7	A	Texas	47 67					55	A	West Virginia	79 89	107	H	UT Arlington	79 60				
7	H	Texas	57 77					55	H	West Virginia	75 66	117	H	Central Ark.	79 45				
8	H	Baylor	61 79					63	A	Iowa St.	68 79	121	H	North Dakota	90 80				
14	A	Oklahoma	45 66					63	H	Iowa St.	75 66	126	N	Fordham	59 50				
14	H	Oklahoma	56 64					69	H	Oklahoma St.	70 65	135	A	TCU	62 76				
16	A	Texas A&M	90 98									141	A	Arkansas	60 66				
19	A	Miami (FL)	56 74									141	H	New Mexico	69 58				
21	A	Kansas St.	54 68									154	A	Kansas	60 66				
21	H	Kansas St.	53 65									154	H	Kansas	75 60				
												171	H	Houston	84 60				
												293	H	Prairie View	85 43				
												301	H	Alcorn	90 37				
LAST 12 Division I GAMES:																			
154	H	Kansas	75 60	154	A	Kansas	60 66												
63	A	Iowa St.	68 79	55	A	West Virginia	79 89												
14	H	Oklahoma	56 64	7	H	Texas	57 77												
135	A	TCU	62 76	14	A	Oklahoma	45 66												
8	H	Baylor	61 79	55	H	West Virginia	75 66												
21	H	Kansas St.	53 65	21	A	Kansas St.	54 68												

Non-Div I Games:

Texas Tech

■ Loss, ■ Non-Conf, S Site, H Home A Away N Neutral

Average RPI Win:	201	WON-LOST	WINNING	LAST 10	STRENGTH OF	OPP. STRENGTH	TEAM	ADJ.	CONF.	ADJ CONF.
Average RPI Loss:	58	RECORD	PCT. RANK	GAMES	SCHEDULE	OF SCHEDULE	RPI	RPI	RPI	RPI
DIV. I ONLY	16- 8	83	5- 5	99	96	84	84	10	10	
DIV. I NON-CONF.	8- 2	49	0- 0	252	47	90	90	11	11	
TOTALS	RPI 1-25	RPI 26-50	W-L RECORDS	RPI 51-100	RPI 101-150	RPI 150+				
16- 8	0- 2	1- 3	OVERALL	3- 2	0- 1	12- 0				
8- 4	0- 1	1- 1	HOME	1- 1	0- 1	6- 0				
7- 3	0- 0	0- 2	AWAY	2- 1	0- 0	5- 0				
1- 1	0- 1	0- 0	NEUTRAL	0- 0	0- 0	1- 0				
8- 2	0- 2	0- 0	NON-CONFERENCE	1- 0	0- 0	7- 0				
4- 1	0- 1	0- 0	HOME	0- 0	0- 0	4- 0				
3- 0	0- 0	0- 0	AWAY	1- 0	0- 0	2- 0				
1- 1	0- 1	0- 0	NEUTRAL	0- 0	0- 0	1- 0				
8- 6	0- 0	1- 3	CONFERENCE	2- 2	0- 1	5- 0				
4- 3	0- 0	1- 1	HOME	1- 1	0- 1	2- 0				
4- 3	0- 0	0- 2	AWAY	1- 1	0- 0	3- 0				
0- 0	0- 0	0- 0	NEUTRAL	0- 0	0- 0	0- 0				

RPI 1-25				RPI 26-50				RPI 51-100				Team's RPI: 84	RPI 101+			
RPI	S	Opponent	Score	RPI	S	Opponent	Score	RPI	S	Opponent	Score		RPI	S	Opponent	Score
2	H	Notre Dame	68 85	42	A	Central Mich.	61 72	52	A	Dayton	76 72		127	H	Ball St.	45 51
12	N	UCLA	73 75	42	H	Central Mich.	74 72	81	A	Buffalo	73 64		169	H	Detroit Mercy	72 66
				49	A	Ohio	55 61	81	H	Buffalo	85 63		175	A	Western Mich.	72 66
				49	H	Ohio	55 64	82	H	Northern Ill.	73 77		180	A	Cleveland St.	92 59
								99	A	Kent St.	60 70		223	A	Akron	61 57
													231	H	St. Bonaventure	74 50
													235	H	Miami (OH)	64 50
													259	H	Bowling Green	74 59
													274	N	Davidson	76 41
													288	A	Eastern Mich.	66 49
													303	A	A&M-Corpus Christi	76 60
													307	H	Rhode Island	65 50
													322	H	Ill.-Chicago	79 51
LAST 12 Division I GAMES:																
				42	A	Central Mich.	61 72	42	H	Central Mich.	74 72					
				223	A	Akron	61 57	99	A	Kent St.	60 70					
				259	H	Bowling Green	74 59	49	H	Ohio	55 64					
				175	A	Western Mich.	72 66	82	H	Northern Ill.	73 77					
				49	A	Ohio	55 61	81	A	Buffalo	73 64					
				81	H	Buffalo	85 63	235	H	Miami (OH)	64 50					

Non-Div I Games: Madonna 99 47

Toledo

Loss, Non-Conf, S Site, H Home A Away N Neutral

Average RPI Win: 196	WON-LOST	WINNING	LAST 10	STRENGTH OF	OPP. STRENGTH	TEAM	ADJ.	CONF.	ADJ CONF.
Average RPI Loss: 132	RECORD	PCT. RANK	GAMES	SCHEDULE	OF SCHEDULE	RPI	RPI	RPI	RPI
DIV. I ONLY	11- 14	208	3- 7	121	163	193	193	9	9
DIV. I NON-CONF.	7- 4	114	0- 0	192	315	155	155	8	8
TOTALS	RPI 1-25	RPI 26-50	W-L RECORDS	RPI 51-100	RPI 101-150	RPI 150+			
11- 14	0- 1	2- 1	OVERALL	0- 3	1- 2	8- 7			
8- 6	0- 0	1- 0	HOME	0- 2	1- 2	6- 2			
3- 8	0- 1	1- 1	AWAY	0- 1	0- 0	2- 5			
0- 0	0- 0	0- 0	NEUTRAL	0- 0	0- 0	0- 0			
7- 4	0- 1	0- 0	NON-CONFERENCE	0- 1	1- 1	6- 1			
5- 2	0- 0	0- 0	HOME	0- 1	1- 1	4- 0			
2- 2	0- 1	0- 0	AWAY	0- 0	0- 0	2- 1			
0- 0	0- 0	0- 0	NEUTRAL	0- 0	0- 0	0- 0			
4- 10	0- 0	2- 1	CONFERENCE	0- 2	0- 1	2- 6			
3- 4	0- 0	1- 0	HOME	0- 1	0- 1	2- 2			
1- 6	0- 0	1- 1	AWAY	0- 1	0- 0	0- 4			
0- 0	0- 0	0- 0	NEUTRAL	0- 0	0- 0	0- 0			

RPI 1-25				RPI 26-50				RPI 51-100				RPI 101+ Team's RPI: 193			
RPI	S	Opponent	Score	RPI	S	Opponent	Score	RPI	S	Opponent	Score	RPI	S	Opponent	Score
20	A	Maryland	63 97	31	A	Elon	55 83	57	H	Georgetown	59 75	112	H	Rider	75 79
				39	A	James Madison	60 55	59	A	Drexel	48 58	119	H	Cornell	68 63
				39	H	James Madison	54 51	59	H	Drexel	65 80	130	H	Delaware	67 73
												151	A	William & Mary	55 68
												151	H	William & Mary	64 60
												168	A	Northeastern	64 72
												182	H	George Mason	79 75
												186	H	Hofstra	61 70
												191	A	Col. of Charleston	54 59
												191	H	Col. of Charleston	61 59
												203	A	UMBC	59 48
												214	A	UNCW	56 59
												214	H	UNCW	42 48
												254	A	Colgate	71 76
												273	H	Norfolk St.	61 58
												284	H	Coppin St.	69 65
												334	A	Wagner	69 40
												344	H	UMass Lowell	90 56
LAST 12 Division I GAMES:															
59	H	Drexel	65 80	214	A	UNCW	56 59								
151	A	William & Mary	55 68	39	A	James Madison	60 55								
214	H	UNCW	42 48	151	H	William & Mary	64 60								
191	A	Col. of Charleston	54 59	191	H	Col. of Charleston	61 59								
31	A	Elon	55 83	186	H	Hofstra	61 70								
130	H	Delaware	67 73	39	H	James Madison	54 51								

Non-Div I Games:

Towson

■ Loss,
 ■ Non-Conf,
 ■ S Site,
 ■ H Home
 ■ A Away
 N Neutral

Average RPI Win: 220	WON-LOST	WINNING	LAST 10	STRENGTH OF	OPP. STRENGTH	TEAM	ADJ.	CONF.	ADJ CONF.
Average RPI Loss: 113	RECORD	PCT. RANK	GAMES	SCHEDULE	OF SCHEDULE	RPI	RPI	RPI	RPI
DIV. I ONLY	16- 7	70	7- 3	215	155	108	108	21	21
DIV. I NON-CONF.	5- 4	143	0- 0	146	37	108	108	19	19
TOTALS	RPI 1-25	RPI 26-50	W-L RECORDS	RPI 51-100	RPI 101-150	RPI 150+			
16- 7	0- 1	1- 2	OVERALL	1- 1	1- 0	13- 3			
8- 2	0- 0	0- 0	HOME	1- 0	1- 0	6- 2			
6- 5	0- 0	0- 0	AWAY	0- 0	0- 0	6- 0			
2- 0	0- 0	1- 0	NEUTRAL	0- 0	0- 0	1- 0			
5- 4	0- 1	1- 1	NON-CONFERENCE	1- 1	0- 0	3- 1			
2- 1	0- 0	0- 0	HOME	1- 0	0- 0	1- 1			
1- 3	0- 1	0- 1	AWAY	0- 1	0- 0	1- 0			
2- 0	0- 0	1- 0	NEUTRAL	0- 0	0- 0	1- 0			
11- 3	0- 0	0- 1	CONFERENCE	0- 0	1- 0	10- 2			
6- 1	0- 0	0- 0	HOME	0- 0	1- 0	5- 1			
5- 2	0- 0	0- 1	AWAY	0- 0	0- 0	5- 1			
0- 0	0- 0	0- 0	NEUTRAL	0- 0	0- 0	0- 0			

RPI 1-25				RPI 26-50				RPI 51-100				RPI 101+ Team's RPI: 108			
RPI	S	Opponent	Score	RPI	S	Opponent	Score	RPI	S	Opponent	Score	RPI	S	Opponent	Score
18	A	Tennessee	84 110	38	A	Auburn	52 61	61	H	Belmont	91 74	107	H	UT Arlington	85 68
				48	A	Little Rock	74 77	95	A	Jacksonville	70 77	160	A	Louisiana	72 80
				50	N	Villanova	93 85					172	H	Texas St.	65 54
												183	H	UAB	77 81
												208	H	Alabama St.	95 66
												209	H	Appalachian St.	86 77
												227	A	Ga. Southern	89 86
												227	H	Ga. Southern	77 67
												238	A	South Ala.	73 57
												238	H	South Ala.	75 71
												247	A	Georgia St.	87 69
												247	H	Georgia St.	65 68
												271	H	Coastal Caro.	78 66
												298	A	Nicholls St.	100 75
												316	N	Loyola Chicago	91 67
												326	A	Arkansas St.	83 75
												329	A	La.-Monroe	94 67
LAST 12 Division I GAMES:															
271	H	Coastal Caro.	78 66	227	H	Ga. Southern	77 67								
209	H	Appalachian St.	86 77	326	A	Arkansas St.	83 75								
160	A	Louisiana	72 80	48	A	Little Rock	74 77								
329	A	La.-Monroe	94 67	107	H	UT Arlington	85 68								
238	H	South Ala.	75 71	172	H	Texas St.	65 54								
247	H	Georgia St.	65 68	227	A	Ga. Southern	89 86								

Non-Div I Games: Armstrong St. 118 72 Thomas (GA) 110 55

Troy

Average RPI Win:	157	WON-LOST	WINNING	LAST 10	STRENGTH OF	OPP. STRENGTH	TEAM	ADJ.	CONF.	ADJ CONF.
Average RPI Loss:	91	RECORD	PCT. RANK	GAMES	SCHEDULE	OF SCHEDULE	RPI	RPI	RPI	RPI
DIV. I ONLY	8- 19	284	3- 7	36	73	157	157	5	5	
DIV. I NON-CONF.	4- 9	248	0- 0	85	150	190	190	5	5	
TOTALS	RPI 1-25	RPI 26-50	W-L RECORDS	RPI 51-100	RPI 101-150	RPI 150+				
8- 19	0- 6	0- 3	OVERALL	1- 3	4- 3	3- 4				
5- 7	0- 2	0- 1	HOME	1- 1	2- 2	2- 1				
3- 11	0- 4	0- 2	AWAY	0- 1	2- 1	1- 3				
0- 1	0- 0	0- 0	NEUTRAL	0- 1	0- 0	0- 0				
4- 9	0- 2	0- 1	NON-CONFERENCE	0- 2	2- 2	2- 2				
2- 3	0- 0	0- 1	HOME	0- 1	1- 1	1- 0				
2- 5	0- 2	0- 0	AWAY	0- 0	1- 1	1- 2				
0- 1	0- 0	0- 0	NEUTRAL	0- 1	0- 0	0- 0				
4- 10	0- 4	0- 2	CONFERENCE	1- 1	2- 1	1- 2				
3- 4	0- 2	0- 0	HOME	1- 0	1- 1	1- 1				
1- 6	0- 2	0- 2	AWAY	0- 1	1- 0	0- 1				
0- 0	0- 0	0- 0	NEUTRAL	0- 0	0- 0	0- 0				

RPI	S	Opponent	Score	RPI	S	Opponent	Score	RPI	S	Opponent	Score	RPI	S	Opponent	Score	Team's RPI: 157
1	A	UConn	50 96	35	A	South Fla.	68 84	62	H	South Dakota	68 71	103	H	Saint Louis	70 64	
1	H	UConn	58 98	43	A	Tulane	65 70	90	A	SMU	41 62	114	A	UCF	73 62	
14	A	Oklahoma	68 85	48	H	Little Rock	58 63	90	H	SMU	66 59	114	H	UCF	58 62	
21	A	Kansas St.	62 82					91	N	BYU	56 71	141	A	New Mexico	67 64	
23	A	Temple	43 70									141	H	Arkansas	50 57	
23	H	Temple	49 58									148	A	Oral Roberts	68 76	
												149	H	Memphis	57 52	
												153	H	East Carolina	100 92	
												171	A	Houston	66 71	
												171	H	Houston	62 65	
												187	H	North Texas	63 58	
												201	A	Indiana St.	68 72	
												318	A	UMKC	80 70	
												326	A	Arkansas St.	80 83	
LAST 12 Division I GAMES:																
90	A	SMU	41 62	90	H	SMU	66 59									
171	H	Houston	62 65	43	A	Tulane	65 70									
114	H	UCF	58 62	114	A	UCF	73 62									
23	A	Temple	43 70	1	H	UConn	58 98									
1	A	UConn	50 96	23	H	Temple	49 58									
153	H	East Carolina	100 92	35	A	South Fla.	68 84									

Non-Div I Games:

Tulsa

Average RPI Win:	239	WON-LOST	WINNING	LAST 10	STRENGTH OF	OPP. STRENGTH	TEAM	ADJ.	CONF.	ADJ CONF.
Average RPI Loss:	119	RECORD	PCT. RANK	GAMES	SCHEDULE	OF SCHEDULE	RPI	RPI	RPI	RPI
DIV. I ONLY	12- 13	186	5- 5	128	185	183	183	14	14	
DIV. I NON-CONF.	6- 4	127	0- 0	102	239	105	105	16	16	
TOTALS	RPI 1-25	RPI 26-50	W-L RECORDS	RPI 51-100	RPI 101-150	RPI 150+				
12- 13	0- 2	0- 0	OVERALL	0- 4	2- 2	10- 5				
8- 6	0- 1	0- 0	HOME	0- 3	0- 0	8- 2				
3- 7	0- 1	0- 0	AWAY	0- 1	2- 2	1- 3				
1- 0	0- 0	0- 0	NEUTRAL	0- 0	0- 0	1- 0				
6- 4	0- 2	0- 0	NON-CONFERENCE	0- 1	1- 0	5- 1				
3- 2	0- 1	0- 0	HOME	0- 1	0- 0	3- 0				
2- 2	0- 1	0- 0	AWAY	0- 0	1- 0	1- 1				
1- 0	0- 0	0- 0	NEUTRAL	0- 0	0- 0	1- 0				
6- 9	0- 0	0- 0	CONFERENCE	0- 3	1- 2	5- 4				
5- 4	0- 0	0- 0	HOME	0- 2	0- 0	5- 2				
1- 5	0- 0	0- 0	AWAY	0- 1	1- 2	0- 2				
0- 0	0- 0	0- 0	NEUTRAL	0- 0	0- 0	0- 0				

RPI 1-25				RPI 26-50				RPI 51-100				RPI 101+ Team's RPI: 183			
RPI	S	Opponent	Score	RPI	S	Opponent	Score	RPI	S	Opponent	Score	RPI	S	Opponent	Score
10	H	Florida St.	47 93					56	A	Western Ky.	48 60	102	A	Charlotte	88 81
17	A	DePaul	80 90					56	H	Western Ky.	52 62	108	A	Troy	81 77
								61	H	Belmont	58 72	122	A	Southern Miss.	59 64
								79	H	Middle Tenn.	61 64	131	A	Old Dominion	61 73
												158	A	Louisiana Tech	63 64
												167	H	Rice	62 61
												187	H	North Texas	58 59
												188	H	UTSA	67 82
												190	A	Southern Ill.	64 49
												230	A	Samford	49 52
												238	H	South Ala.	66 41
												252	A	Marshall	58 61
												252	H	Marshall	71 55
												270	H	High Point	75 66
												283	H	FIU	82 68
												300	H	UTEP	74 61
												311	H	Mississippi Val.	80 46
												313	N	Gardner-Webb	59 49
												328	H	Fla. Atlantic	66 55
LAST 12 Division I GAMES:															
56	H	Western Ky.	52 62	122	A	Southern Miss.	59 64								
252	H	Marshall	71 55	158	A	Louisiana Tech	63 64								
131	A	Old Dominion	61 73	283	H	FIU	82 68								
102	A	Charlotte	88 81	328	H	Fla. Atlantic	66 55								
188	H	UTSA	67 82	252	A	Marshall	58 61								
300	H	UTEP	74 61	56	A	Western Ky.	48 60								

Non-Div I Games: Miles 106 48

UAB

Loss, Non-Conf, S Site, H Home A Away N Neutral

Average RPI Win:	232	WON-LOST	WINNING	LAST 10	STRENGTH OF	OPP. STRENGTH	TEAM	ADJ.	CONF.	ADJ CONF.
Average RPI Loss:	89	RECORD	PCT. RANK	GAMES	SCHEDULE	OF SCHEDULE	RPI	RPI	RPI	RPI
DIV. I ONLY	18- 6	47	8- 2	244	159	101	101	25	25	
DIV. I NON-CONF.	8- 4	97	0- 0	91	82	63	63	23	23	
TOTALS	RPI 1-25	RPI 26-50	W-L RECORDS	RPI 51-100	RPI 101-150	RPI 150+				
18- 6	0- 2	0- 0	OVERALL	1- 1	3- 2	14- 1				
9- 2	0- 0	0- 0	HOME	1- 0	1- 1	7- 1				
9- 3	0- 2	0- 0	AWAY	0- 0	2- 1	7- 0				
0- 1	0- 0	0- 0	NEUTRAL	0- 1	0- 0	0- 0				
8- 4	0- 2	0- 0	NON-CONFERENCE	1- 1	3- 0	4- 1				
4- 1	0- 0	0- 0	HOME	1- 0	1- 0	2- 1				
4- 2	0- 2	0- 0	AWAY	0- 0	2- 0	2- 0				
0- 1	0- 0	0- 0	NEUTRAL	0- 1	0- 0	0- 0				
10- 2	0- 0	0- 0	CONFERENCE	0- 0	0- 2	10- 0				
5- 1	0- 0	0- 0	HOME	0- 0	0- 1	5- 0				
5- 1	0- 0	0- 0	AWAY	0- 0	0- 1	5- 0				
0- 0	0- 0	0- 0	NEUTRAL	0- 0	0- 0	0- 0				

RPI 1-25				RPI 26-50				RPI 51-100				RPI 101+				Team's RPI: 101	
RPI	S	Opponent	Score	RPI	S	Opponent	Score	RPI	S	Opponent	Score	RPI	S	Opponent	Score		
5	A	Oregon St.	52 93					83	H	Montana St.	70 62	114	A	UCF	77 71		
11	A	Stanford	42 68					95	N	Jacksonville	54 61						

Non-Div I Games: Holy Names 91 51

UC Davis

■ Loss,
 ■ Non-Conf,
 ■ S Site,
 ■ Home
 ■ A Away
 N Neutral

Average RPI Win:	241	WON-LOST	WINNING	LAST 10	STRENGTH OF	OPP. STRENGTH	TEAM	ADJ.	CONF.	ADJ CONF.
Average RPI Loss:	184	RECORD	PCT. RANK	GAMES	SCHEDULE	OF SCHEDULE	RPI	RPI	RPI	RPI
DIV. I ONLY	3- 22	337	2- 8	171	278	320	320	25	25	
DIV. I NON-CONF.	1- 12	332	0- 0	185	289	320	320	23	23	
TOTALS	RPI 1-25	RPI 26-50	W-L RECORDS	RPI 51-100	RPI 101-150	RPI 150+				
3- 22	0- 0	0- 0	OVERALL	0- 3	0- 4	3- 15				
1- 11	0- 0	0- 0	HOME	0- 2	0- 3	1- 6				
2- 10	0- 0	0- 0	AWAY	0- 1	0- 1	2- 8				
0- 1	0- 0	0- 0	NEUTRAL	0- 0	0- 0	0- 1				
1- 12	0- 0	0- 0	NON-CONFERENCE	0- 3	0- 1	1- 8				
0- 6	0- 0	0- 0	HOME	0- 2	0- 1	0- 3				
1- 5	0- 0	0- 0	AWAY	0- 1	0- 0	1- 4				
0- 1	0- 0	0- 0	NEUTRAL	0- 0	0- 0	0- 1				
2- 10	0- 0	0- 0	CONFERENCE	0- 0	0- 3	2- 7				
1- 5	0- 0	0- 0	HOME	0- 0	0- 2	1- 3				
1- 5	0- 0	0- 0	AWAY	0- 0	0- 1	1- 4				
0- 0	0- 0	0- 0	NEUTRAL	0- 0	0- 0	0- 0				

RPI 1-25				RPI 26-50				RPI 51-100				RPI 101+				Team's RPI: 320	
RPI	S	Opponent	Score	RPI	S	Opponent	Score	RPI	S	Opponent	Score	RPI	S	Opponent	Score		
								58	H	Southern California	45	83	101	A	UC Davis	42	62
								76	A	Gonzaga	38	102	101	H	UC Davis	48	89
								85	H	UNLV	46	62	103	H	Saint Louis	69	79
													118	H	Long Beach St.	63	68
													152	A	Idaho St.	54	65
													164	A	UC Riverside	58	76
													164	H	UC Riverside	58	79
													170	A	CSUN	77	85
													170	H	CSUN	77	52
													174	N	Fresno St.	45	63
													192	A	Utah St.	52	66
													198	A	Loyola Marymount	39	58
													232	A	Portland St.	73	79
													234	H	UC Santa Barbara	60	85
													263	A	Hawaii	62	79
													267	A	Cal Poly	74	71
													267	H	Cal Poly	60	78
													275	H	CSU Bakersfield	66	86
													279	H	Sacramento St.	70	78
													287	A	Nevada	72	59
													295	H	Southern Utah	58	70
													340	A	Cal St. Fullerton	53	64
LAST 12 Division I GAMES:																	
267	A	Cal Poly	74	71	263	A	Hawaii	62	79	164	H	UC Riverside	58	79			
170	A	CSUN	77	85	340	A	Cal St. Fullerton	53	64	170	H	CSUN	77	52			
101	A	UC Davis	42	62	164	A	UC Riverside	58	76	101	H	UC Davis	48	89			
267	H	Cal Poly	60	78													
118	H	Long Beach St.	63	68													
234	H	UC Santa Barbara	60	85													

Non-Div I Games: Concordia (CA) 92 61

UC Irvine

■ Loss,
 ■ Non-Conf,
 ■ S Site,
 ■ H Home
 ■ A Away
 N Neutral

Average RPI Win:	268	WON-LOST	WINNING	LAST 10	STRENGTH OF	OPP. STRENGTH	TEAM	ADJ.	CONF.	ADJ CONF.
Average RPI Loss:	107	RECORD	PCT. RANK	GAMES	SCHEDULE	OF SCHEDULE	RPI	RPI	RPI	RPI
DIV. I ONLY	15- 11	127	7- 3	256	198	164	164	25	25	
DIV. I NON-CONF.	6- 7	182	0- 0	119	129	143	143	23	23	
TOTALS	RPI 1-25	RPI 26-50	W-L RECORDS	RPI 51-100	RPI 101-150	RPI 150+				
15- 11	0- 1	0- 0	OVERALL	0- 5	0- 2	15- 3				
8- 3	0- 0	0- 0	HOME	0- 2	0- 0	8- 1				
6- 8	0- 1	0- 0	AWAY	0- 3	0- 2	6- 2				
1- 0	0- 0	0- 0	NEUTRAL	0- 0	0- 0	1- 0				
6- 7	0- 1	0- 0	NON-CONFERENCE	0- 5	0- 0	6- 1				
3- 2	0- 0	0- 0	HOME	0- 2	0- 0	3- 0				
2- 5	0- 1	0- 0	AWAY	0- 3	0- 0	2- 1				
1- 0	0- 0	0- 0	NEUTRAL	0- 0	0- 0	1- 0				
9- 4	0- 0	0- 0	CONFERENCE	0- 0	0- 2	9- 2				
5- 1	0- 0	0- 0	HOME	0- 0	0- 0	5- 1				
4- 3	0- 0	0- 0	AWAY	0- 0	0- 2	4- 1				
0- 0	0- 0	0- 0	NEUTRAL	0- 0	0- 0	0- 0				

RPI 1-25				RPI 26-50				RPI 51-100				RPI 101+ Team's RPI: 164			
RPI	S	Opponent	Score	RPI	S	Opponent	Score	RPI	S	Opponent	Score	RPI	S	Opponent	Score
24	A	Missouri	62 68					58	A	Southern California	49 67	101	A	UC Davis	55 72
								62	H	South Dakota	55 61	118	A	Long Beach St.	51 55
								74	A	California	56 71	154	A	Kansas	84 90
								88	H	Penn	55 71	170	H	CSUN	67 70
								96	A	FGCU	45 60	198	A	Loyola Marymount	75 72
												215	H	Seattle U	58 54
												221	H	Grand Canyon	77 64
												230	N	Samford	51 48
												234	A	UC Santa Barbara	54 58
												234	H	UC Santa Barbara	73 69
												261	H	San Diego St.	72 44
												263	A	Hawaii	79 59
												263	H	Hawaii	63 45
												267	A	Cal Poly	72 69
												267	H	Cal Poly	68 59
												275	A	CSU Bakersfield	71 66
												320	A	UC Irvine	79 58
												320	H	UC Irvine	76 58
												340	A	Cal St. Fullerton	75 63
												340	H	Cal St. Fullerton	68 45
LAST 12 Division I GAMES:															
340	A	Cal St. Fullerton	75 63	118	A	Long Beach St.	51 55								
234	H	UC Santa Barbara	73 69	101	A	UC Davis	55 72								
170	H	CSUN	67 70	340	H	Cal St. Fullerton	68 45								
263	A	Hawaii	79 59	320	A	UC Irvine	79 58								
267	A	Cal Poly	72 69	234	A	UC Santa Barbara	54 58								
263	H	Hawaii	63 45	267	H	Cal Poly	68 59								

Non-Div I Games:

UC Riverside

■ Loss,
 ■ Non-Conf,
 ■ S Site,
 ■ Home
 ■ Away
 N Neutral

Average RPI Win:	266	WON-LOST	WINNING	LAST 10	STRENGTH OF	OPP. STRENGTH	TEAM	ADJ.	CONF.	ADJ CONF.
Average RPI Loss:	162	RECORD	PCT. RANK	GAMES	SCHEDULE	OF SCHEDULE	RPI	RPI	RPI	RPI
DIV. I ONLY	12- 14	194	5- 5	313	184	234	234	25	25	
DIV. I NON-CONF.	5- 8	218	0- 0	318	131	277	277	23	23	
TOTALS	RPI 1-25	RPI 26-50	W-L RECORDS	RPI 51-100	RPI 101-150	RPI 150+				
12- 14	0- 1	0- 0	OVERALL	0- 1	1- 3	11- 9				
6- 5	0- 1	0- 0	HOME	0- 0	1- 2	5- 2				
4- 9	0- 0	0- 0	AWAY	0- 1	0- 1	4- 7				
2- 0	0- 0	0- 0	NEUTRAL	0- 0	0- 0	2- 0				
5- 8	0- 1	0- 0	NON-CONFERENCE	0- 1	0- 1	5- 5				
2- 3	0- 1	0- 0	HOME	0- 0	0- 1	2- 1				
1- 5	0- 0	0- 0	AWAY	0- 1	0- 0	1- 4				
2- 0	0- 0	0- 0	NEUTRAL	0- 0	0- 0	2- 0				
7- 6	0- 0	0- 0	CONFERENCE	0- 0	1- 2	6- 4				
4- 2	0- 0	0- 0	HOME	0- 0	1- 1	3- 1				
3- 4	0- 0	0- 0	AWAY	0- 0	0- 1	3- 3				
0- 0	0- 0	0- 0	NEUTRAL	0- 0	0- 0	0- 0				

RPI 1-25				RPI 26-50				RPI 51-100				RPI 101+ Team's RPI: 234			
RPI	S	Opponent	Score	RPI	S	Opponent	Score	RPI	S	Opponent	Score	RPI	S	Opponent	Score
12	H	UCLA	52 71					63	A	Iowa St.	60 77	101	H	UC Davis	48 62
												118	A	Long Beach St.	45 59
												118	H	Long Beach St.	65 60
												144	H	Yale	60 64
												155	H	Santa Clara	58 69
												164	A	UC Riverside	69 73
												164	H	UC Riverside	58 54
												170	A	CSUN	61 75
												170	H	CSUN	55 62
												174	A	Fresno St.	50 49
												198	A	Loyola Marymount	55 57
												215	A	Seattle U	53 58
												228	A	San Diego	63 77
												261	A	San Diego St.	70 84
												263	A	Hawaii	67 52
												263	H	Hawaii	74 62
												267	A	Cal Poly	67 78
												289	N	North Dakota St.	66 59
												303	N	A&M-Corpus Christi	66 60
												305	H	Northern Ariz.	60 51
												309	H	Pepperdine	66 57
												320	A	UC Irvine	85 60
												340	A	Cal St. Fullerton	56 49
												340	H	Cal St. Fullerton	57 37
LAST 12 Division I GAMES:															
118	A	Long Beach St.	45 59	320	A	UC Irvine	85 60								
164	A	UC Riverside	69 73	170	A	CSUN	61 75								
263	A	Hawaii	67 52	263	H	Hawaii	74 62								
170	H	CSUN	55 62	118	H	Long Beach St.	65 60								
101	H	UC Davis	48 62	164	H	UC Riverside	58 54								
340	H	Cal St. Fullerton	57 37	340	A	Cal St. Fullerton	56 49								

Non-Div I Games:

UC Santa Barbara

■ Loss,
 ■ Non-Conf,
 ■ S Site,
 ■ Home
 ■ A Away
 N Neutral

Average RPI Win:	194	WON-LOST	WINNING	LAST 10	STRENGTH OF	OPP. STRENGTH	TEAM	ADJ.	CONF.	ADJ CONF.
Average RPI Loss:	104	RECORD	PCT. RANK	GAMES	SCHEDULE	OF SCHEDULE	RPI	RPI	RPI	RPI
DIV. I ONLY	17- 9	91	7- 3	173	87	114	114	5	5	
DIV. I NON-CONF.	10- 3	54	0- 0	221	251	104	104	5	5	
TOTALS	RPI 1-25	RPI 26-50	W-L RECORDS	RPI 51-100	RPI 101-150	RPI 150+				
17- 9	0- 1	1- 0	OVERALL	0- 3	3- 4	13- 1				
9- 5	0- 1	0- 0	HOME	0- 1	3- 2	6- 1				
8- 4	0- 0	1- 0	AWAY	0- 2	0- 2	7- 0				
0- 0	0- 0	0- 0	NEUTRAL	0- 0	0- 0	0- 0				
10- 3	0- 0	0- 0	NON-CONFERENCE	0- 2	2- 1	8- 0				
6- 2	0- 0	0- 0	HOME	0- 1	2- 1	4- 0				
4- 1	0- 0	0- 0	AWAY	0- 1	0- 0	4- 0				
0- 0	0- 0	0- 0	NEUTRAL	0- 0	0- 0	0- 0				
7- 6	0- 1	1- 0	CONFERENCE	0- 1	1- 3	5- 1				
3- 3	0- 1	0- 0	HOME	0- 0	1- 1	2- 1				
4- 3	0- 0	1- 0	AWAY	0- 1	0- 2	3- 0				
0- 0	0- 0	0- 0	NEUTRAL	0- 0	0- 0	0- 0				

RPI 1-25				RPI 26-50				RPI 51-100				RPI 101+ Team's RPI: 114			
RPI	S	Opponent	Score	RPI	S	Opponent	Score	RPI	S	Opponent	Score	RPI	S	Opponent	Score
1	H	UConn	48 84	35	A	South Fla.	66 62	71	H	Virginia Tech	64 67	101	H	UC Davis	71 77
								81	A	Buffalo	65 66	112	H	Rider	49 30
								90	A	SMU	58 63	138	A	Cincinnati	57 63
												138	H	Cincinnati	64 44
												149	A	Memphis	59 65
												149	H	Memphis	62 65
												150	H	Omaha	81 41
												153	A	East Carolina	54 42
												153	H	East Carolina	79 51
												157	A	Tulsa	62 58
												157	H	Tulsa	62 73
												171	A	Houston	62 48
												171	H	Houston	85 59
												204	H	Bethune-Cookman	70 43
												227	A	Ga. Southern	74 54
												238	H	South Ala.	70 58
												243	A	Butler	66 59
												272	H	Austin Peay	61 43
												274	A	Davidson	57 38
												283	A	FIU	69 52
												313	H	Gardner-Webb	66 52
LAST 12 Division I GAMES:															
153	H	East Carolina	79 51	138	H	Cincinnati	64 44								
35	A	South Fla.	66 62	157	H	Tulsa	62 73								
157	A	Tulsa	62 58	153	A	East Carolina	54 42								
171	H	Houston	85 59	171	A	Houston	62 48								
90	A	SMU	58 63	149	H	Memphis	62 65								
149	A	Memphis	59 65	138	A	Cincinnati	57 63								

Non-Div I Games:

UCF

■ Loss,
 ■ Non-Conf,
 S Site,
 ■ Home
 ■ Away
 N Neutral

Average RPI Win:	112	WON-LOST	WINNING	LAST 10	STRENGTH OF	OPP. STRENGTH	TEAM	ADJ.	CONF.	ADJ CONF.
Average RPI Loss:	31	RECORD	PCT. RANK	GAMES	SCHEDULE	OF SCHEDULE	RPI	RPI	RPI	RPI
DIV. I ONLY	19- 7	55	7- 3	5	12	12	12	1	1	
DIV. I NON-CONF.	9- 2	37	0- 0	57	101	14	14	1	1	
TOTALS	RPI 1-25	RPI 26-50	W-L RECORDS	RPI 51-100	RPI 101-150	RPI 150+				
19- 7	3- 4	4- 1	OVERALL	5- 2	1- 0	6- 0				
13- 0	2- 0	3- 0	HOME	3- 0	1- 0	4- 0				
4- 7	1- 4	0- 1	AWAY	1- 2	0- 0	2- 0				
2- 0	0- 0	1- 0	NEUTRAL	1- 0	0- 0	0- 0				
9- 2	0- 2	2- 0	NON-CONFERENCE	1- 0	0- 0	6- 0				
5- 0	0- 0	1- 0	HOME	0- 0	0- 0	4- 0				
2- 2	0- 2	0- 0	AWAY	0- 0	0- 0	2- 0				
2- 0	0- 0	1- 0	NEUTRAL	1- 0	0- 0	0- 0				
10- 5	3- 2	2- 1	CONFERENCE	4- 2	1- 0	0- 0				
8- 0	2- 0	2- 0	HOME	3- 0	1- 0	0- 0				
2- 5	1- 2	0- 1	AWAY	1- 2	0- 0	0- 0				
0- 0	0- 0	0- 0	NEUTRAL	0- 0	0- 0	0- 0				

RPI 1-25				Team's RPI: 12		RPI 26-50				RPI 51-100				RPI 101+					
RPI	S	Opponent	Score		RPI	S	Opponent	Score		RPI	S	Opponent	Score		RPI	S	Opponent	Score	
4	A	South Carolina	57	66	27	A	Oregon	75	84	58	A	Southern California	74	59	111	H	Arizona	69	49
5	A	Oregon St.	61	68	27	H	Oregon	79	63	58	H	Southern California	71	67	229	H	Pacific	82	55
5	H	Oregon St.	66	56	28	H	Arizona St.	69	60	70	H	Utah	67	56	233	H	Southern U.	95	47
6	A	Washington	70	82	34	H	Michigan	84	64	74	A	California	77	80	234	A	UC Santa Barbara	71	52
6	H	Washington	90	79	44	N	Iowa	78	65	84	N	Toledo	75	73	263	H	Hawaii	72	49
8	A	Baylor	70	84						86	H	Colorado	87	74	267	H	Cal Poly	80	64
11	A	Stanford	85	76						94	A	Washington St.	73	82	280	A	N.C. A&T	83	42
LAST 12 Division I GAMES:																			
6	H	Washington	90	79	28	H	Arizona St.	69	60										
5	A	Oregon St.	61	68	58	H	Southern California	71	67										
27	A	Oregon	75	84	58	A	Southern California	74	59										
11	A	Stanford	85	76	27	H	Oregon	79	63										
74	A	California	77	80	5	H	Oregon St.	66	56										
111	H	Arizona	69	49	6	A	Washington	70	82										

Non-Div I Games:

UCLA

■ Loss,
 ■ Non-Conf, S Site,
 ■ Home
 ■ Away
 N Neutral

Average RPI Win: 71		WON-LOST	WINNING	LAST 10	STRENGTH OF	OPP. STRENGTH	TEAM	ADJ.	CONF.	ADJ CONF.
Average RPI Loss: 0		RECORD	PCT. RANK	GAMES	SCHEDULE	OF SCHEDULE	RPI	RPI	RPI	RPI
DIV. I ONLY		26- 0	1	10- 0	1	2	1	1	5	5
DIV. I NON-CONF.		13- 0	1	1- 0	1	1	1	1	5	5
TOTALS		RPI 1-25	RPI 26-50		W-L RECORDS		RPI 51-100	RPI 101-150		RPI 150+
26- 0	10- 0	4- 0		OVERALL		4- 0	2- 0		6- 0	
12- 0	3- 0	3- 0		HOME		3- 0	0- 0		3- 0	
13- 0	6- 0	1- 0		AWAY		1- 0	2- 0		3- 0	
1- 0	1- 0	0- 0		NEUTRAL		0- 0	0- 0		0- 0	
13- 0	9- 0	1- 0		NON-CONFERENCE		2- 0	0- 0		1- 0	
6- 0	3- 0	1- 0		HOME		2- 0	0- 0		0- 0	
6- 0	5- 0	0- 0		AWAY		0- 0	0- 0		1- 0	
1- 0	1- 0	0- 0		NEUTRAL		0- 0	0- 0		0- 0	
13- 0	1- 0	3- 0		CONFERENCE		2- 0	2- 0		5- 0	
6- 0	0- 0	2- 0		HOME		1- 0	0- 0		3- 0	
7- 0	1- 0	1- 0		AWAY		1- 0	2- 0		2- 0	
0- 0	0- 0	0- 0		NEUTRAL		0- 0	0- 0		0- 0	

RPI	S	Opponent	Score	RPI	S	Opponent	Score	RPI	S	Opponent	Score	RPI	S	Opponent	Score
2	A	Notre Dame	72 61	26	H	Ohio St.	82 63	52	H	Dayton	98 65	114	A	UCF	84 48
4	H	South Carolina	66 55	35	H	South Fla.	102 37	87	H	Chattanooga	80 43	138	A	Cincinnati	96 49
7	N	Texas	72 54	43	A	Tulane	63 60	90	A	SMU	88 48	153	A	East Carolina	91 44
8	H	Baylor	72 61	43	H	Tulane	100 56	90	H	SMU	83 41	153	H	East Carolina	90 45
10	A	Florida St.	78 76									157	A	Tulsa	98 58
17	H	DePaul	91 46									157	H	Tulsa	96 50
20	A	Maryland	87 81									171	H	Houston	91 42
21	A	Kansas St.	75 58									199	A	Nebraska	84 41
23	A	Temple	97 69												
25	A	LSU	76 53												
LAST 12 Division I GAMES:															
43	A	Tulane	63 60	171	H	Houston	91 42								
4	H	South Carolina	66 55	153	A	East Carolina	91 44								
90	H	SMU	83 41	43	H	Tulane	100 56								
138	A	Cincinnati	96 49	157	A	Tulsa	98 58								
157	H	Tulsa	96 50	90	A	SMU	88 48								
23	A	Temple	97 69	35	H	South Fla.	102 37								

Non-Div I Games:

UConn

Average RPI Win:	240	WON-LOST	WINNING	LAST 10	STRENGTH OF	OPP. STRENGTH	TEAM	ADJ.	CONF.	ADJ CONF.
Average RPI Loss:	170	RECORD	PCT. RANK	GAMES	SCHEDULE	OF SCHEDULE	RPI	RPI	RPI	RPI
DIV. I ONLY	14- 12	150	9- 1	276	238	203	203	22	22	
DIV. I NON-CONF.	4- 8	230	0- 0	265	281	284	284	22	22	
TOTALS	RPI 1-25	RPI 26-50	W-L RECORDS	RPI 51-100	RPI 101-150	RPI 150+				
14- 12	0- 1	0- 0	OVERALL	0- 2	3- 2	11- 7				
7- 6	0- 0	0- 0	HOME	0- 0	2- 1	5- 5				
6- 6	0- 1	0- 0	AWAY	0- 2	1- 1	5- 2				
1- 0	0- 0	0- 0	NEUTRAL	0- 0	0- 0	1- 0				
4- 8	0- 1	0- 0	NON-CONFERENCE	0- 1	0- 1	4- 5				
1- 5	0- 0	0- 0	HOME	0- 0	0- 1	1- 4				
2- 3	0- 1	0- 0	AWAY	0- 1	0- 0	2- 1				
1- 0	0- 0	0- 0	NEUTRAL	0- 0	0- 0	1- 0				
10- 4	0- 0	0- 0	CONFERENCE	0- 1	3- 1	7- 2				
6- 1	0- 0	0- 0	HOME	0- 0	2- 0	4- 1				
4- 3	0- 0	0- 0	AWAY	0- 1	1- 1	3- 1				
0- 0	0- 0	0- 0	NEUTRAL	0- 0	0- 0	0- 0				

RPI 1-25				RPI 26-50				RPI 51-100				RPI 101+ Team's RPI: 203			
RPI	S	Opponent	Score	RPI	S	Opponent	Score	RPI	S	Opponent	Score	RPI	S	Opponent	Score
20	A	Maryland	42 92					54	A	Virginia	30 56	113	H	Princeton	58 69
								73	A	New Hampshire	50 60	139	A	Albany (NY)	64 56
												139	H	Albany (NY)	63 60
												140	A	Maine	40 72
												140	H	Maine	66 62
												173	A	Hartford	64 47
												173	H	Hartford	73 80
												179	A	Columbia	67 56
												193	H	Towson	48 59
												210	A	American	53 70
												217	A	Binghamton	62 69
												217	H	Binghamton	53 45
												242	N	Liberty	62 51
												253	H	UMES	57 70
												255	H	Stony Brook	67 61
												258	H	Loyola Maryland	65 70
												281	A	Vermont	64 52
												281	H	Vermont	69 66
												284	H	Coppin St.	73 63
												335	H	Morgan St.	61 69
												337	A	LIU Brooklyn	57 45
												344	A	UMass Lowell	78 62
												344	H	UMass Lowell	79 72
LAST 12 Division I GAMES:															
344	A	UMass Lowell	78 62	73	A	New Hampshire	50 60	255	H	Stony Brook	67 61				
139	H	Albany (NY)	63 60	344	H	UMass Lowell	79 72	139	A	Albany (NY)	64 56				
281	A	Vermont	64 52	281	H	Vermont	69 66	281	H	Vermont	69 66				
173	A	Hartford	64 47	173	H	Hartford	73 80								
140	H	Maine	66 62												
217	H	Binghamton	53 45												

Non-Div I Games: Gettysburg 71 51

UMBC

■ Loss,
 ■ Non-Conf,
 ■ S Site,
 ■ H Home
 ■ A Away
 N Neutral

Average RPI Win:	253	WON-LOST	WINNING	LAST 10	STRENGTH OF	OPP. STRENGTH	TEAM	ADJ.	CONF.	ADJ CONF.
Average RPI Loss:	222	RECORD	PCT. RANK	GAMES	SCHEDULE	OF SCHEDULE	RPI	RPI	RPI	RPI
DIV. I ONLY	9- 13	223	3- 7	298	333	253	253	32	32	
DIV. I NON-CONF.	5- 5	165	0- 0	170	240	109	109	31	31	
TOTALS	RPI 1-25	RPI 26-50	W-L RECORDS	RPI 51-100	RPI 101-150	RPI 150+				
9- 13	0- 1	0- 1	OVERALL	0- 1	0- 0	9- 10				
2- 5	0- 0	0- 0	HOME	0- 0	0- 0	2- 5				
6- 8	0- 1	0- 1	AWAY	0- 1	0- 0	6- 5				
1- 0	0- 0	0- 0	NEUTRAL	0- 0	0- 0	1- 0				
5- 5	0- 1	0- 1	NON-CONFERENCE	0- 1	0- 0	5- 2				
1- 0	0- 0	0- 0	HOME	0- 0	0- 0	1- 0				
3- 5	0- 1	0- 1	AWAY	0- 1	0- 0	3- 2				
1- 0	0- 0	0- 0	NEUTRAL	0- 0	0- 0	1- 0				
4- 8	0- 0	0- 0	CONFERENCE	0- 0	0- 0	4- 8				
1- 5	0- 0	0- 0	HOME	0- 0	0- 0	1- 5				
3- 3	0- 0	0- 0	AWAY	0- 0	0- 0	3- 3				
0- 0	0- 0	0- 0	NEUTRAL	0- 0	0- 0	0- 0				

RPI 1-25				RPI 26-50				RPI 51-100				RPI 101+ Team's RPI: 253			
RPI	S	Opponent	Score	RPI	S	Opponent	Score	RPI	S	Opponent	Score	RPI	S	Opponent	Score
20	A	Maryland	61 106	32	A	North Carolina St.	58 77	54	A	Virginia	50 60	153	A	East Carolina	58 66
												176	A	Hampton	68 65
												203	A	UMBC	70 57
												204	A	Bethune-Cookman	59 56
												204	H	Bethune-Cookman	33 61
												205	H	UNCG	60 53
												244	H	Howard	71 72
												256	N	Saint Francis (PA)	90 82
												273	A	Norfolk St.	43 74
												277	H	Savannah St.	58 59
												280	A	N.C. A&T	60 57
												284	H	Coppin St.	49 55
												286	A	Mt. St. Mary's	63 52
												317	A	USC Upstate	63 76
												328	A	Fla. Atlantic	76 59
												339	A	Florida A&M	49 59
												343	A	N.C. Central	59 68
												343	H	N.C. Central	73 51
												348	H	South Carolina St.	60 67
LAST 12 Division I GAMES:															
343	H	N.C. Central	73 51	348	H	South Carolina St.	60 67	339	A	Florida A&M	49 59				
204	H	Bethune-Cookman	33 61	204	A	Bethune-Cookman	59 56	244	H	Howard	71 72				
273	A	Norfolk St.	43 74	280	A	N.C. A&T	60 57	343	A	N.C. Central	59 68				
284	H	Coppin St.	49 55												
176	A	Hampton	68 65												
277	H	Savannah St.	58 59												

Non-Div I Games: Cheyney 75 38

UMES

■ Loss,
 ■ Non-Conf,
 ■ S Site,
 ■ Home
 ■ A Away
 N Neutral

Average RPI Win:	264	WON-LOST	WINNING	LAST 10	STRENGTH OF	OPP. STRENGTH	TEAM	ADJ.	CONF.	ADJ CONF.
Average RPI Loss:	196	RECORD	PCT. RANK	GAMES	SCHEDULE	OF SCHEDULE	RPI	RPI	RPI	RPI
DIV. I ONLY	5- 17	308	2- 8	234	320	318	318	29	29	
DIV. I NON-CONF.	3- 8	262	0- 1	177	265	268	268	29	29	
TOTALS	RPI 1-25	RPI 26-50	W-L RECORDS	RPI 51-100	RPI 101-150	RPI 150+				
5- 17	0- 0	0- 0	OVERALL	1- 2	0- 1	4- 14				
3- 9	0- 0	0- 0	HOME	0- 2	0- 1	3- 6				
2- 8	0- 0	0- 0	AWAY	1- 0	0- 0	1- 8				
0- 0	0- 0	0- 0	NEUTRAL	0- 0	0- 0	0- 0				
3- 8	0- 0	0- 0	NON-CONFERENCE	1- 2	0- 1	2- 5				
1- 6	0- 0	0- 0	HOME	0- 2	0- 1	1- 3				
2- 2	0- 0	0- 0	AWAY	1- 0	0- 0	1- 2				
0- 0	0- 0	0- 0	NEUTRAL	0- 0	0- 0	0- 0				
2- 9	0- 0	0- 0	CONFERENCE	0- 0	0- 0	2- 9				
2- 3	0- 0	0- 0	HOME	0- 0	0- 0	2- 3				
0- 6	0- 0	0- 0	AWAY	0- 0	0- 0	0- 6				
0- 0	0- 0	0- 0	NEUTRAL	0- 0	0- 0	0- 0				

RPI 1-25				RPI 26-50				RPI 51-100				RPI 101+ Team's RPI: 318					
RPI	S	Opponent	Score	RPI	S	Opponent	Score	RPI	S	Opponent	Score	RPI	S	Opponent	Score		
								80	H	Western Ill.	65	78	150	H	Omaha	57	80
								82	H	Northern Ill.	75	86	157	H	Tulsa	70	80
								100	A	Abilene Christian	71	68	162	A	New Mexico St.	72	78
													162	H	New Mexico St.	43	60
													165	A	La Salle	59	64
													175	H	Western Mich.	54	66
													190	H	Southern Ill.	69	77
													215	A	Seattle U	52	74
													215	H	Seattle U	65	75
													216	A	Wichita St.	56	54
													221	A	Grand Canyon	64	75
													251	A	UTRGV	39	74
													251	H	UTRGV	52	63
													255	A	Stony Brook	55	57
													275	A	CSU Bakersfield	33	52
													331	A	Utah Valley	39	58
													331	H	Utah Valley	66	63
													335	H	Morgan St.	64	56
													336	H	Chicago St.	62	53
LAST 12 Division I GAMES:																	
336	H	Chicago St.	62	53	162	H	New Mexico St.	43	60								
215	A	Seattle U	52	74	331	H	Utah Valley	66	63								
331	A	Utah Valley	39	58	215	H	Seattle U	65	75								
251	H	UTRGV	52	63	251	A	UTRGV	39	74								
275	A	CSU Bakersfield	33	52	162	A	New Mexico St.	72	78								
221	A	Grand Canyon	64	75	255	A	Stony Brook	55	57								

Non-Div I Games: Cent. Christian (KS111 43 Mo.-St. Louis 60 45

UMKC

Loss, Non-Conf, S Site, H Home A Away N Neutral

Average RPI Win:	300	WON-LOST	WINNING	LAST 10	STRENGTH OF	OPP. STRENGTH	TEAM	ADJ.	CONF.	ADJ CONF.
Average RPI Loss:	199	RECORD	PCT. RANK	GAMES	SCHEDULE	OF SCHEDULE	RPI	RPI	RPI	RPI
DIV. I ONLY	2- 25	345	0- 10	279	276	344	344	22	22	
DIV. I NON-CONF.	2- 10	305	0- 0	294	336	343	343	22	22	
TOTALS	RPI 1-25	RPI 26-50	W-L RECORDS	RPI 51-100	RPI 101-150	RPI 150+				
2- 25	0- 1	0- 1	OVERALL	0- 1	0- 4	2- 18				
2- 11	0- 0	0- 0	HOME	0- 1	0- 2	2- 8				
0- 14	0- 1	0- 1	AWAY	0- 0	0- 2	0- 10				
0- 0	0- 0	0- 0	NEUTRAL	0- 0	0- 0	0- 0				
2- 10	0- 1	0- 1	NON-CONFERENCE	0- 0	0- 0	2- 8				
2- 3	0- 0	0- 0	HOME	0- 0	0- 0	2- 3				
0- 7	0- 1	0- 1	AWAY	0- 0	0- 0	0- 5				
0- 0	0- 0	0- 0	NEUTRAL	0- 0	0- 0	0- 0				
0- 15	0- 0	0- 0	CONFERENCE	0- 1	0- 4	0- 10				
0- 8	0- 0	0- 0	HOME	0- 1	0- 2	0- 5				
0- 7	0- 0	0- 0	AWAY	0- 0	0- 2	0- 5				
0- 0	0- 0	0- 0	NEUTRAL	0- 0	0- 0	0- 0				

RPI 1-25				RPI 26-50				RPI 51-100				RPI 101+ Team's RPI: 344			
RPI	S	Opponent	Score	RPI	S	Opponent	Score	RPI	S	Opponent	Score	RPI	S	Opponent	Score
20	A	Maryland	44 100	40	A	Indiana	45 79	73	H	New Hampshire	57 76	139	A	Albany (NY)	69 93
												139	H	Albany (NY)	60 79
												140	A	Maine	50 76
												140	H	Maine	44 65
												173	A	Hartford	59 80
												173	H	Hartford	64 84
												179	A	Columbia	57 76
												184	H	Fairfield	41 65
												193	A	Towson	56 90
												203	A	UMBC	72 79
												203	H	UMBC	62 78
												217	A	Binghamton	54 69
												217	H	Binghamton	48 58
												240	A	Boston U.	56 66
												254	H	Colgate	82 77
												255	A	Stony Brook	53 83
												255	H	Stony Brook	44 86
												281	A	Vermont	36 60
												281	H	Vermont	46 61
												282	A	Bryant	62 73
												307	H	Rhode Island	57 64
												312	A	Holy Cross	47 62
												338	H	Longwood	59 72
												345	H	Fairleigh Dickinson	61 55
LAST 12 Division I GAMES:															
203	H	UMBC	62 78	139	H	Albany (NY)	60 79	73	H	New Hampshire	57 76	203	A	UMBC	72 79
281	A	Vermont	36 60	281	H	Vermont	46 61	255	A	Stony Brook	53 83	281	A	Vermont	36 60
173	H	Hartford	64 84	255	H	Stony Brook	44 86	173	A	Hartford	59 80	281	H	Vermont	46 61
140	A	Maine	50 76	217	A	Binghamton	54 69					255	A	Stony Brook	53 83

Non-Div I Games: Keene St. 74 48

UMass Lowell

UNC Asheville

Through Games Of Feb. 18, 2017

Average RPI Win:	278	WON-LOST	WINNING	LAST 10	STRENGTH OF	OPP. STRENGTH	TEAM	ADJ.	CONF.	ADJ CONF.
Average RPI Loss:	195	RECORD	PCT. RANK	GAMES	SCHEDULE	OF SCHEDULE	RPI	RPI	RPI	RPI
DIV. I ONLY	11- 13	203	4- 6	311	310	248	248	28	28	
DIV. I NON-CONF.	5- 5	165	0- 0	240	245	175	175	28	28	
TOTALS	RPI 1-25	RPI 26-50	W-L RECORDS	RPI 51-100	RPI 101-150	RPI 150+				
11- 13	0- 0	0- 1	OVERALL	0- 1	0- 2	11- 9				
6- 4	0- 0	0- 0	HOME	0- 0	0- 1	6- 3				
5- 8	0- 0	0- 0	AWAY	0- 1	0- 1	5- 2				
0- 1	0- 0	0- 1	NEUTRAL	0- 0	0- 0	0- 0				
5- 5	0- 0	0- 1	NON-CONFERENCE	0- 1	0- 1	5- 2				
3- 0	0- 0	0- 0	HOME	0- 0	0- 0	3- 0				
2- 4	0- 0	0- 0	AWAY	0- 1	0- 1	2- 2				
0- 1	0- 0	0- 1	NEUTRAL	0- 0	0- 0	0- 0				
6- 8	0- 0	0- 0	CONFERENCE	0- 0	0- 1	6- 7				
3- 4	0- 0	0- 0	HOME	0- 0	0- 1	3- 3				
3- 4	0- 0	0- 0	AWAY	0- 0	0- 0	3- 4				
0- 0	0- 0	0- 0	NEUTRAL	0- 0	0- 0	0- 0				

RPI S	Opponent	Score	RPI S	Opponent	Score	RPI S	Opponent	Score	RPI S	Opponent	Score	Team's RPI: 248
29 N	Harvard	62 79	71 A	Virginia Tech	52 71	126 A	Fordham	42 55				
						134 H	Radford	62 64				
						200 A	Campbell	60 61				
						200 H	Campbell	55 61				
						205 A	UNCG	77 63				
						209 A	Appalachian St.	51 81				
						222 A	Presbyterian	67 60				
						222 H	Presbyterian	47 52				
						241 A	Furman	51 63				
						242 H	Liberty	64 54				
						250 A	Charleston So.	66 73				
						250 H	Charleston So.	56 47				
						260 H	Wofford	84 65				
						264 H	Tennessee Tech	77 65				
						270 A	High Point	70 81				
						270 H	High Point	60 76				
						291 H	Western Caro.	62 53				
						313 A	Gardner-Webb	52 55				
						317 A	USC Upstate	70 59				
						333 A	Winthrop	68 53				
						338 A	Longwood	80 53				
						338 H	Longwood	84 53				
LAST 12 Division I GAMES:												
338 H	Longwood	84 53	134 H	Radford	62 64							
250 A	Charleston So.	66 73	222 A	Presbyterian	67 60							
200 A	Campbell	60 61	242 H	Liberty	64 54							
222 H	Presbyterian	47 52	313 A	Gardner-Webb	52 55							
270 A	High Point	70 81	270 H	High Point	60 76							
250 H	Charleston So.	56 47	333 A	Winthrop	68 53							

Non-Div I Games: Warren Wilson 113 51

UNC Asheville

Loss, Non-Conf, S Site, H Home A Away N Neutral

Average RPI Win:	249	WON-LOST	WINNING	LAST 10	STRENGTH OF	OPP. STRENGTH	TEAM	ADJ.	CONF.	ADJ CONF.
Average RPI Loss:	184	RECORD	PCT. RANK	GAMES	SCHEDULE	OF SCHEDULE	RPI	RPI	RPI	RPI
DIV. I ONLY	12- 12	169	7- 3	205	314	205	205	17	17	
DIV. I NON-CONF.	5- 6	186	0- 0	293	349	253	253	20	20	
TOTALS	RPI 1-25	RPI 26-50	W-L RECORDS	RPI 51-100	RPI 101-150	RPI 150+				
12- 12	0- 0	0- 0	OVERALL	1- 3	0- 2	11- 7				
8- 4	0- 0	0- 0	HOME	1- 1	0- 1	7- 2				
4- 8	0- 0	0- 0	AWAY	0- 2	0- 1	4- 5				
0- 0	0- 0	0- 0	NEUTRAL	0- 0	0- 0	0- 0				
5- 6	0- 0	0- 0	NON-CONFERENCE	0- 0	0- 2	5- 4				
2- 3	0- 0	0- 0	HOME	0- 0	0- 1	2- 2				
3- 3	0- 0	0- 0	AWAY	0- 0	0- 1	3- 2				
0- 0	0- 0	0- 0	NEUTRAL	0- 0	0- 0	0- 0				
7- 6	0- 0	0- 0	CONFERENCE	1- 3	0- 0	6- 3				
6- 1	0- 0	0- 0	HOME	1- 1	0- 0	5- 0				
1- 5	0- 0	0- 0	AWAY	0- 2	0- 0	1- 3				
0- 0	0- 0	0- 0	NEUTRAL	0- 0	0- 0	0- 0				

RPI 1-25			RPI 26-50			RPI 51-100			RPI 101+			Team's RPI: 205			
RPI	S	Opponent	Score	RPI	S	Opponent	Score	RPI	S	Opponent	Score	RPI	S	Opponent	Score
								87	A	Chattanooga	55 58	134	H	Radford	54 70
								87	H	Chattanooga	75 72	137	A	VCU	54 65
								93	A	Mercer	47 58	194	A	ETSU	52 60
								93	H	Mercer	64 77	194	H	ETSU	73 62
												222	H	Presbyterian	62 69
												230	A	Samford	55 47
												230	H	Samford	64 40
												241	A	Furman	55 65
												241	H	Furman	65 52
												245	A	Murray St.	70 81
												248	H	UNC Asheville	63 77
												253	A	UMES	53 60
												260	A	Wofford	48 54
												260	H	Wofford	67 61
												264	A	Tennessee Tech	65 59
												270	A	High Point	69 67
												273	H	Norfolk St.	59 52
												291	H	Western Caro.	62 45
												299	H	Eastern Ky.	81 66
												343	A	N.C. Central	64 51
LAST 12 Division I GAMES:															
				194	H	ETSU	73 62					291	H	Western Caro.	62 45
				87	H	Chattanooga	75 72					87	A	Chattanooga	55 58
				93	A	Mercer	47 58					194	A	ETSU	52 60
				230	A	Samford	55 47					230	H	Samford	64 40
				241	H	Furman	65 52					93	H	Mercer	64 77
				260	H	Wofford	67 61					260	A	Wofford	48 54

Non-Div I Games: Barton 70 48 UNC Pembroke 72 69 Greensboro 83 26 Brevard 77 34
UNCG

Loss, Non-Conf, S Site, H Home A Away N Neutral

Average RPI Win: 225	WON-LOST	WINNING	LAST 10	STRENGTH OF	OPP. STRENGTH	TEAM	ADJ.	CONF.	ADJ CONF.
Average RPI Loss: 113	RECORD	PCT. RANK	GAMES	SCHEDULE	OF SCHEDULE	RPI	RPI	RPI	RPI
DIV. I ONLY	8- 16	262	4- 6	131	98	214	214	9	9
DIV. I NON-CONF.	4- 6	209	0- 0	237	148	231	231	8	8
TOTALS	RPI 1-25	RPI 26-50	W-L RECORDS	RPI 51-100	RPI 101-150	RPI 150+			
8- 16	0- 1	0- 4	OVERALL	0- 2	0- 2	8- 7			
4- 8	0- 0	0- 2	HOME	0- 1	0- 1	4- 4			
4- 8	0- 1	0- 2	AWAY	0- 1	0- 1	4- 3			
0- 0	0- 0	0- 0	NEUTRAL	0- 0	0- 0	0- 0			
4- 6	0- 1	0- 1	NON-CONFERENCE	0- 0	0- 0	4- 4			
2- 3	0- 0	0- 0	HOME	0- 0	0- 0	2- 3			
2- 3	0- 1	0- 1	AWAY	0- 0	0- 0	2- 1			
0- 0	0- 0	0- 0	NEUTRAL	0- 0	0- 0	0- 0			
4- 10	0- 0	0- 3	CONFERENCE	0- 2	0- 2	4- 3			
2- 5	0- 0	0- 2	HOME	0- 1	0- 1	2- 1			
2- 5	0- 0	0- 1	AWAY	0- 1	0- 1	2- 2			
0- 0	0- 0	0- 0	NEUTRAL	0- 0	0- 0	0- 0			

RPI 1-25				RPI 26-50				RPI 51-100				RPI 101+ Team's RPI: 214			
RPI	S	Opponent	Score	RPI	S	Opponent	Score	RPI	S	Opponent	Score	RPI	S	Opponent	Score
18	A	Tennessee	54 90	31	H	Elon	56 66	59	A	Drexel	51 76	130	A	Delaware	40 57
				32	A	North Carolina St.	54 86	59	H	Drexel	38 71	130	H	Delaware	52 63
				39	A	James Madison	51 73					151	H	William & Mary	43 57
				39	H	James Madison	59 70					153	A	East Carolina	65 75
												165	H	La Salle	48 64
												168	A	Northeastern	47 55
												178	H	Providence	49 65
												186	A	Hofstra	56 54
												191	A	Col. of Charleston	37 76
												191	H	Col. of Charleston	67 61
												193	A	Towson	48 42
												193	H	Towson	59 56
												241	H	Furman	56 52
												247	A	Georgia St.	72 66
												260	H	Wofford	67 71
												273	H	Norfolk St.	64 56
												274	A	Davidson	67 58
LAST 12 Division I GAMES:															
				39	H	James Madison	59 70	193	H	Towson	59 56				
				59	A	Drexel	51 76	168	A	Northeastern	47 55				
				193	A	Towson	48 42	186	A	Hofstra	56 54				
				31	H	Elon	56 66	151	H	William & Mary	43 57				
				130	A	Delaware	40 57	59	H	Drexel	38 71				
				191	H	Col. of Charleston	67 61	191	A	Col. of Charleston	37 76				

Non-Div I Games: Catawba 91 65

UNCW

■ Loss,
 ■ Non-Conf,
 ■ S Site,
 ■ Home
 ■ Away
 N Neutral

Average RPI Win:	202	WON-LOST	WINNING	LAST 10	STRENGTH OF	OPP. STRENGTH	TEAM	ADJ.	CONF.	ADJ CONF.
Average RPI Loss:	73	RECORD	PCT. RANK	GAMES	SCHEDULE	OF SCHEDULE	RPI	RPI	RPI	RPI
DIV. I ONLY	18- 6	47	8- 2	174	97	65	65	16	16	
DIV. I NON-CONF.	6- 4	127	0- 0	25	6	41	41	14	14	
TOTALS	RPI 1-25	RPI 26-50	W-L RECORDS	RPI 51-100	RPI 101-150	RPI 150+				
18- 6	2- 0	0- 3	OVERALL	1- 2	2- 0	13- 1				
9- 2	2- 0	0- 2	HOME	0- 0	1- 0	6- 0				
7- 4	0- 0	0- 1	AWAY	1- 2	0- 0	6- 1				
2- 0	0- 0	0- 0	NEUTRAL	0- 0	1- 0	1- 0				
6- 4	2- 0	0- 2	NON-CONFERENCE	1- 2	2- 0	1- 0				
3- 1	2- 0	0- 1	HOME	0- 0	1- 0	0- 0				
1- 3	0- 0	0- 1	AWAY	1- 2	0- 0	0- 0				
2- 0	0- 0	0- 0	NEUTRAL	0- 0	1- 0	1- 0				
12- 2	0- 0	0- 1	CONFERENCE	0- 0	0- 0	12- 1				
6- 1	0- 0	0- 1	HOME	0- 0	0- 0	6- 0				
6- 1	0- 0	0- 0	AWAY	0- 0	0- 0	6- 1				
0- 0	0- 0	0- 0	NEUTRAL	0- 0	0- 0	0- 0				

RPI 1-25				RPI 26-50				RPI 51-100				Team's RPI: 65	RPI 101+				
RPI	S	Opponent	Score	RPI	S	Opponent	Score	RPI	S	Opponent	Score		RPI	S	Opponent	Score	
21	H	Kansas St.	67 59	36	H	Drake	79 88	63	A	Iowa St.	68 76		121	H	North Dakota	74 53	
22	H	Creighton	50 49	37	H	South Dakota St.	50 61	66	A	IUPUI	69 62		123	N	Idaho	76 74	
				44	A	Iowa	39 88	69	A	Oklahoma St.	57 81		161	A	Missouri St.	61 54	
													190	A	Southern Ill.	59 64	
													190	H	Southern Ill.	79 49	
													201	H	Indiana St.	59 47	
													212	A	Bradley	72 53	
													212	H	Bradley	70 50	
													216	A	Wichita St.	63 61	
													266	A	Evansville	62 36	
													266	H	Evansville	54 40	
													306	A	Illinois St.	78 40	
													306	H	Illinois St.	82 51	
													310	N	Denver	79 68	
													316	A	Loyola Chicago	89 43	
													316	H	Loyola Chicago	68 30	
LAST 12 Division I GAMES:																	
				316	A	Loyola Chicago	89 43					316	H	Loyola Chicago	68 30		
				306	H	Illinois St.	82 51					201	H	Indiana St.	59 47		
				212	H	Bradley	70 50					212	A	Bradley	72 53		
				190	A	Southern Ill.	59 64					306	A	Illinois St.	78 40		
				266	A	Evansville	62 36					266	H	Evansville	54 40		
				36	H	Drake	79 88					190	H	Southern Ill.	79 49		

Non-Div I Games: Wis.-Parkside 72 57

UNI

Loss, Non-Conf, S Site, H Home A Away N Neutral

Average RPI Win:	191	WON-LOST	WINNING	LAST 10	STRENGTH OF	OPP. STRENGTH	TEAM	ADJ.	CONF.	ADJ CONF.
Average RPI Loss:	101	RECORD	PCT. RANK	GAMES	SCHEDULE	OF SCHEDULE	RPI	RPI	RPI	RPI
DIV. I ONLY	17- 8	80	7- 3	118	120	85	85	13	13	
DIV. I NON-CONF.	8- 3	67	0- 0	100	103	61	61	15	15	
TOTALS	RPI 1-25	RPI 26-50	W-L RECORDS	RPI 51-100	RPI 101-150	RPI 150+				
17- 8	0- 1	0- 1	OVERALL	2- 3	5- 1	10- 2				
9- 2	0- 0	0- 0	HOME	1- 1	3- 0	5- 1				
6- 3	0- 0	0- 0	AWAY	1- 1	1- 1	4- 1				
2- 3	0- 1	0- 1	NEUTRAL	0- 1	1- 0	1- 0				
8- 3	0- 1	0- 1	NON-CONFERENCE	1- 1	2- 0	5- 0				
4- 0	0- 0	0- 0	HOME	1- 0	1- 0	2- 0				
2- 0	0- 0	0- 0	AWAY	0- 0	0- 0	2- 0				
2- 3	0- 1	0- 1	NEUTRAL	0- 1	1- 0	1- 0				
9- 5	0- 0	0- 0	CONFERENCE	1- 2	3- 1	5- 2				
5- 2	0- 0	0- 0	HOME	0- 1	2- 0	3- 1				
4- 3	0- 0	0- 0	AWAY	1- 1	1- 1	2- 1				
0- 0	0- 0	0- 0	NEUTRAL	0- 0	0- 0	0- 0				

RPI 1-25			RPI 26-50			RPI 51-100			Team's RPI: 85	RPI 101+		
RPI S	Opponent	Score	RPI S	Opponent	Score	RPI S	Opponent	Score		RPI S	Opponent	Score
5 N	Oregon St.	59 62	35 N	South Fla.	42 77	53 A	Colorado St.	41 44		109 H	Ole Miss	64 57
						53 H	Colorado St.	37 57		115 A	Wyoming	57 79
						58 H	Southern California	77 66		115 H	Wyoming	51 46
						68 A	Boise St.	58 55		123 N	Idaho	73 61
						91 N	BYU	54 63		141 A	New Mexico	61 52
										141 H	New Mexico	56 42
										162 N	New Mexico St.	52 47
										171 H	Houston	64 53
										192 H	Utah St.	55 53
										195 A	San Jose St.	63 55
										195 H	San Jose St.	65 76
										261 A	San Diego St.	68 87
										261 H	San Diego St.	80 62
										265 H	Tennessee St.	69 48
										287 H	Nevada	60 41
										309 A	Pepperdine	68 61
										320 A	UC Irvine	62 46
										323 A	Air Force	60 56
LAST 12 Division I GAMES:												
261 H	San Diego St.	80 62	115 H	Wyoming	51 46							
195 A	San Jose St.	63 55	323 A	Air Force	60 56							
287 H	Nevada	60 41	261 A	San Diego St.	68 87							
53 A	Colorado St.	41 44	141 H	New Mexico	56 42							
141 A	New Mexico	61 52	192 H	Utah St.	55 53							
195 H	San Jose St.	65 76	68 A	Boise St.	58 55							

Non-Div I Games: Concordia (CA) 102 46

UNLV

■ Loss,
 ■ Non-Conf, S Site,
 ■ Home
 ■ Away
 N Neutral

USC Upstate

Through Games Of Feb. 18, 2017

Average RPI Win:	295	WON-LOST	WINNING	LAST 10	STRENGTH OF	OPP. STRENGTH	TEAM	ADJ.	CONF.	ADJ CONF.
Average RPI Loss:	189	RECORD	PCT. RANK	GAMES	SCHEDULE	OF SCHEDULE	RPI	RPI	RPI	RPI
DIV. I ONLY	6- 18	302	1- 9	300	288	317	317	23	23	
DIV. I NON-CONF.	4- 8	230	0- 0	279	339	282	282	24	24	
TOTALS	RPI 1-25	RPI 26-50	W-L RECORDS	RPI 51-100	RPI 101-150	RPI 150+				
6- 18	0- 0	0- 0	OVERALL	0- 6	0- 1	6- 11				
3- 8	0- 0	0- 0	HOME	0- 2	0- 0	3- 6				
3- 10	0- 0	0- 0	AWAY	0- 4	0- 1	3- 5				
0- 0	0- 0	0- 0	NEUTRAL	0- 0	0- 0	0- 0				
4- 8	0- 0	0- 0	NON-CONFERENCE	0- 2	0- 0	4- 6				
1- 4	0- 0	0- 0	HOME	0- 0	0- 0	1- 4				
3- 4	0- 0	0- 0	AWAY	0- 2	0- 0	3- 2				
0- 0	0- 0	0- 0	NEUTRAL	0- 0	0- 0	0- 0				
2- 10	0- 0	0- 0	CONFERENCE	0- 4	0- 1	2- 5				
2- 4	0- 0	0- 0	HOME	0- 2	0- 0	2- 2				
0- 6	0- 0	0- 0	AWAY	0- 2	0- 1	0- 3				
0- 0	0- 0	0- 0	NEUTRAL	0- 0	0- 0	0- 0				

RPI S	Opponent	Score	RPI S	Opponent	Score	RPI S	Opponent	Score	RPI S	Opponent	Score	Team's RPI: 317
						55	A West Virginia	33 91	116	A Stetson	68 80	
						95	A Jacksonville	46 59	151	H William & Mary	46 49	
						95	H Jacksonville	47 65	189	A Illinois	57 77	
						96	A FGCU	43 93	200	H Campbell	41 56	
						96	H FGCU	50 80	222	A Presbyterian	55 48	
						98	A Purdue	41 71	241	A Furman	37 57	
									248	H UNC Asheville	59 70	
									253	H UMES	76 63	
									276	A Kennesaw St.	67 74	
									276	H Kennesaw St.	71 79	
									285	A North Florida	74 77	
									285	H North Florida	67 78	
									290	A Lipscomb	77 84	
									290	H Lipscomb	89 75	
									313	H Gardner-Webb	53 57	
									315	H NJIT	75 58	
									343	A N.C. Central	68 58	
									348	A South Carolina St.	73 67	
LAST 12 Division I GAMES:												
			96	H FGCU	50 80		276	H Kennesaw St.	71 79			
			95	A Jacksonville	46 59		96	A FGCU	43 93			
			285	A North Florida	74 77		116	A Stetson	68 80			
			290	H Lipscomb	89 75		285	H North Florida	67 78			
			276	A Kennesaw St.	67 74		95	H Jacksonville	47 65			
			290	A Lipscomb	77 84		315	H NJIT	75 58			

Non-Div I Games: Bob Jones 92 50 Converse 93 35 Warren Wilson 91 53

USC Upstate

Loss, Non-Conf, S Site, H Home A Away N Neutral

Average RPI Win: 222		WON-LOST	WINNING	LAST 10	STRENGTH OF	OPP. STRENGTH	TEAM	ADJ.	CONF.	ADJ CONF.
Average RPI Loss: 115		RECORD	PCT. RANK	GAMES	SCHEDULE	OF SCHEDULE	RPI	RPI	RPI	RPI
DIV. I ONLY		15- 7	79	6- 4	177	194	107	107	21	21
DIV. I NON-CONF.		5- 3	122	0- 0	97	61	76	76	19	19
TOTALS		RPI 1-25	RPI 26-50	W-L RECORDS	RPI 51-100	RPI 101-150	RPI 150+			
15- 7	0- 1		0- 1	OVERALL	1- 1	0- 2	14- 2			
7- 3	0- 0		0- 1	HOME	0- 0	0- 1	7- 1			
7- 4	0- 1		0- 0	AWAY	1- 1	0- 1	6- 1			
1- 0	0- 0		0- 0	NEUTRAL	0- 0	0- 0	1- 0			
5- 3	0- 1		0- 0	NON-CONFERENCE	1- 1	0- 1	4- 0			
2- 1	0- 0		0- 0	HOME	0- 0	0- 1	2- 0			
2- 2	0- 1		0- 0	AWAY	1- 1	0- 0	1- 0			
1- 0	0- 0		0- 0	NEUTRAL	0- 0	0- 0	1- 0			
10- 4	0- 0		0- 1	CONFERENCE	0- 0	0- 1	10- 2			
5- 2	0- 0		0- 1	HOME	0- 0	0- 0	5- 1			
5- 2	0- 0		0- 0	AWAY	0- 0	0- 1	5- 1			
0- 0	0- 0		0- 0	NEUTRAL	0- 0	0- 0	0- 0			

RPI 1-25				RPI 26-50				RPI 51-100				RPI 101+				Team's RPI: 107	
RPI	S	Opponent	Score	RPI	S	Opponent	Score	RPI	S	Opponent	Score	RPI	S	Opponent	Score		
21	A	Kansas St.	49 62	48	H	Little Rock	49 58	56	A	Western Ky.	71 68	108	A	Troy	68 85		
								97	A	Texas Tech	60 79	110	H	SFA	60 65		
												160	H	Louisiana	79 66		
												172	A	Texas St.	61 39		
												172	H	Texas St.	69 75		
												188	H	UTSA	75 54		
												197	A	Seton Hall	86 61		
												209	A	Appalachian St.	73 62		
												209	H	Appalachian St.	74 63		
												216	H	Wichita St.	74 70		
												227	A	Ga. Southern	69 60		
												238	A	South Ala.	73 49		
												247	A	Georgia St.	59 64		
												261	N	San Diego St.	64 58		
												271	A	Coastal Caro.	70 41		
												271	H	Coastal Caro.	60 58		
												326	H	Arkansas St.	69 58		
												329	H	La.-Monroe	93 59		
LAST 12 Division I GAMES:																	
				247	A	Georgia St.	59 64			271	A	Coastal Caro.	70 41				
				227	A	Ga. Southern	69 60			329	H	La.-Monroe	93 59				
				326	H	Arkansas St.	69 58			160	H	Louisiana	79 66				
				48	H	Little Rock	49 58			108	A	Troy	68 85				
				172	H	Texas St.	69 75			238	A	South Ala.	73 49				
				209	A	Appalachian St.	73 62			172	A	Texas St.	61 39				

Non-Div I Games:	Tex. A&M-Commerce	80	50	Eastern N.M.	65	48
------------------	-------------------	----	----	--------------	----	----

UT Arlington

Loss, Non-Conf, S Site, H Home A Away N Neutral

Average RPI Win:	265	WON-LOST	WINNING	LAST 10	STRENGTH OF	OPP. STRENGTH	TEAM	ADJ.	CONF.	ADJ CONF.
Average RPI Loss:	150	RECORD	PCT. RANK	GAMES	SCHEDULE	OF SCHEDULE	RPI	RPI	RPI	RPI
DIV. I ONLY	10- 17	249	6- 4	221	178	237	237	26	26	
DIV. I NON-CONF.	3- 10	280	0- 0	153	40	245	245	26	26	
TOTALS	RPI 1-25	RPI 26-50	W-L RECORDS	RPI 51-100	RPI 101-150	RPI 150+				
10- 17	0- 3	0- 1	OVERALL	0- 4	0- 1	10- 8				
6- 6	0- 1	0- 0	HOME	0- 2	0- 0	6- 3				
4- 11	0- 2	0- 1	AWAY	0- 2	0- 1	4- 5				
0- 0	0- 0	0- 0	NEUTRAL	0- 0	0- 0	0- 0				
3- 10	0- 3	0- 1	NON-CONFERENCE	0- 3	0- 1	3- 2				
2- 3	0- 1	0- 0	HOME	0- 2	0- 0	2- 0				
1- 7	0- 2	0- 1	AWAY	0- 1	0- 1	1- 2				
0- 0	0- 0	0- 0	NEUTRAL	0- 0	0- 0	0- 0				
7- 7	0- 0	0- 0	CONFERENCE	0- 1	0- 0	7- 6				
4- 3	0- 0	0- 0	HOME	0- 0	0- 0	4- 3				
3- 4	0- 0	0- 0	AWAY	0- 1	0- 0	3- 3				
0- 0	0- 0	0- 0	NEUTRAL	0- 0	0- 0	0- 0				

RPI 1-25				RPI 26-50				RPI 51-100				RPI 101+ Team's RPI: 237			
RPI	S	Opponent	Score	RPI	S	Opponent	Score	RPI	S	Opponent	Score	RPI	S	Opponent	Score
13	H	Louisville	57 100	49	A	Ohio	55 72	60	A	Northwestern	59 82	148	A	Oral Roberts	53 82
17	A	DePaul	68 100					61	A	Belmont	66 71	185	H	Morehead St.	68 89
24	A	Missouri	69 80					87	H	Chattanooga	60 80	190	H	Southern Ill.	76 68
								92	H	Vanderbilt	77 79	206	A	SIUE	82 72
												206	H	SIUE	68 70
												230	A	Samford	62 69
												245	A	Murray St.	90 70
												249	H	Jacksonville St.	94 83
												264	A	Tennessee Tech	71 81
												265	A	Tennessee St.	80 85
												272	H	Austin Peay	83 80
												278	A	Southeast Mo. St.	82 73
												278	H	Southeast Mo. St.	79 82
												280	A	N.C. A&T	59 74
												291	A	Western Caro.	84 72
												296	A	Eastern Ill.	70 80
												296	H	Eastern Ill.	74 72
												299	H	Eastern Ky.	66 56
												326	H	Arkansas St.	68 63
LAST 12 Division I GAMES:															
278	A	Southeast Mo. St.	82 73	272	H	Austin Peay	83 80								
206	A	SIUE	82 72	206	H	SIUE	68 70								
296	H	Eastern Ill.	74 72	296	A	Eastern Ill.	70 80								
299	H	Eastern Ky.	66 56	278	H	Southeast Mo. St.	79 82								
264	A	Tennessee Tech	71 81	265	A	Tennessee St.	80 85								
245	A	Murray St.	90 70	61	A	Belmont	66 71								

Non-Div I Games:

UT Martin

■ Loss,
 ■ Non-Conf, S Site,
 ■ Home
 ■ Away
 N Neutral

Average RPI Win:	271	WON-LOST	WINNING	LAST 10	STRENGTH OF	OPP. STRENGTH	TEAM	ADJ.	CONF.	ADJ CONF.
Average RPI Loss:	146	RECORD	PCT. RANK	GAMES	SCHEDULE	OF SCHEDULE	RPI	RPI	RPI	RPI
DIV. I ONLY	5- 20	315	2- 8	144	167	300	300	14	14	
DIV. I NON-CONF.	2- 9	293	0- 0	121	189	299	299	16	16	
TOTALS	RPI 1-25	RPI 26-50	W-L RECORDS	RPI 51-100	RPI 101-150	RPI 150+				
5- 20	0- 2	0- 1	OVERALL	0- 2	0- 5	5- 10				
4- 8	0- 0	0- 0	HOME	0- 1	0- 1	4- 6				
1- 7	0- 0	0- 0	AWAY	0- 1	0- 2	1- 4				
0- 5	0- 2	0- 1	NEUTRAL	0- 0	0- 2	0- 0				
2- 9	0- 2	0- 1	NON-CONFERENCE	0- 0	0- 3	2- 3				
2- 3	0- 0	0- 0	HOME	0- 0	0- 0	2- 3				
0- 1	0- 0	0- 0	AWAY	0- 0	0- 1	0- 0				
0- 5	0- 2	0- 1	NEUTRAL	0- 0	0- 2	0- 0				
3- 11	0- 0	0- 0	CONFERENCE	0- 2	0- 2	3- 7				
2- 5	0- 0	0- 0	HOME	0- 1	0- 1	2- 3				
1- 6	0- 0	0- 0	AWAY	0- 1	0- 1	1- 4				
0- 0	0- 0	0- 0	NEUTRAL	0- 0	0- 0	0- 0				

RPI S	Opponent	Score	RPI S	Opponent	Score	RPI S	Opponent	Score	RPI S	Opponent	Score	Team's RPI: 300
21 N	Kansas St.	40 61	32 N	North Carolina St.	55 71	56 H	Western Ky.	54 71	122 A	Southern Miss.	48 73	
25 N	LSU	45 78				79 A	Middle Tenn.	53 76	122 H	Southern Miss.	68 79	
									129 N	Alabama	60 78	
									141 A	New Mexico	66 79	
									143 N	Pittsburgh	46 71	
									158 A	Louisiana Tech	61 69	
									158 H	Louisiana Tech	69 62	
									162 H	New Mexico St.	59 67	
									167 H	Rice	76 80	
									183 A	UAB	61 74	
									187 H	North Texas	69 76	
									188 A	UTSA	76 97	
									188 H	UTSA	81 83	
									220 H	Texas Southern	68 89	
									252 H	Marshall	84 74	
									275 H	CSU Bakersfield	74 61	
									283 A	FIU	87 88	
									305 H	Northern Ariz.	51 65	
									328 A	Fla. Atlantic	51 50	
									342 H	Houston Baptist	75 45	
LAST 12 Division I GAMES:												
167 H	Rice	76 80	252 H	Marshall	84 74							
187 H	North Texas	69 76	56 H	Western Ky.	54 71							
122 A	Southern Miss.	48 73	188 A	UTSA	76 97							
158 A	Louisiana Tech	61 69	328 A	Fla. Atlantic	51 50							
79 A	Middle Tenn.	53 76	283 A	FIU	87 88							
183 A	UAB	61 74	122 H	Southern Miss.	68 79							

Non-Div I Games: Western N.M. 93 46

UTEP

Loss, Non-Conf, S Site, H Home A Away N Neutral

Average RPI Win:	301	WON-LOST	WINNING	LAST 10	STRENGTH OF	OPP. STRENGTH	TEAM	ADJ.	CONF.	ADJ CONF.
Average RPI Loss:	155	RECORD	PCT. RANK	GAMES	SCHEDULE	OF SCHEDULE	RPI	RPI	RPI	RPI
DIV. I ONLY	13- 11	146	3- 4	342	193	251	251	29	29	
DIV. I NON-CONF.	7- 6	157	1- 1	330	62	210	210	29	29	
TOTALS	RPI 1-25	RPI 26-50	W-L RECORDS	RPI 51-100	RPI 101-150	RPI 150+				
13- 11	0- 2	0- 0	OVERALL	0- 2	0- 0	13- 7				
8- 3	0- 0	0- 0	HOME	0- 0	0- 0	8- 3				
4- 8	0- 2	0- 0	AWAY	0- 2	0- 0	4- 4				
1- 0	0- 0	0- 0	NEUTRAL	0- 0	0- 0	1- 0				
7- 6	0- 2	0- 0	NON-CONFERENCE	0- 2	0- 0	7- 2				
4- 1	0- 0	0- 0	HOME	0- 0	0- 0	4- 1				
2- 5	0- 2	0- 0	AWAY	0- 2	0- 0	2- 1				
1- 0	0- 0	0- 0	NEUTRAL	0- 0	0- 0	1- 0				
6- 5	0- 0	0- 0	CONFERENCE	0- 0	0- 0	6- 5				
4- 2	0- 0	0- 0	HOME	0- 0	0- 0	4- 2				
2- 3	0- 0	0- 0	AWAY	0- 0	0- 0	2- 3				
0- 0	0- 0	0- 0	NEUTRAL	0- 0	0- 0	0- 0				

RPI 1-25				RPI 26-50				RPI 51-100				RPI 101+ Team's RPI: 251			
RPI	S	Opponent	Score	RPI	S	Opponent	Score	RPI	S	Opponent	Score	RPI	S	Opponent	Score
7	A	Texas	61 85					69	A	Oklahoma St.	53 86	162	A	New Mexico St.	67 87
14	A	Oklahoma	59 92					100	A	Abilene Christian	54 70	171	H	Houston	52 68
												187	N	North Texas	74 69
												199	A	Nebraska	53 71
												215	H	Seattle U	54 67
												221	A	Grand Canyon	59 60
												221	H	Grand Canyon	52 49
												275	A	CSU Bakersfield	46 74
												275	H	CSU Bakersfield	61 67
												289	H	North Dakota St.	81 67
												293	H	Prairie View	82 74
												303	A	A&M-Corpus Christi	68 65
												303	H	A&M-Corpus Christi	55 46
												318	A	UMKC	63 52
												318	H	UMKC	74 39
												331	H	Utah Valley	64 55
												336	A	Chicago St.	57 46
												336	H	Chicago St.	71 43
												341	A	Sam Houston St.	69 45
												341	H	Sam Houston St.	78 50
LAST 12 Division I GAMES:															
100	A	Abilene Christian	54 70	215	H	Seattle U	54 67								
187	N	North Texas	74 69	331	H	Utah Valley	64 55								
162	A	New Mexico St.	67 87	336	A	Chicago St.	57 46								
275	H	CSU Bakersfield	61 67	221	A	Grand Canyon	59 60								
221	H	Grand Canyon	52 49	275	A	CSU Bakersfield	46 74								
318	A	UMKC	63 52	318	H	UMKC	74 39								

Non-Div I Games: St. Thomas (TX) 63 56 Texas Lutheran 68 52 Evangel 86 55

UTRGV

Loss, Non-Conf, S Site, H Home A Away N Neutral

U
T
S
A

U
T
S
A

UTSA

Page 319

Average RPI Win:	166	WON-LOST	WINNING	LAST 10	STRENGTH OF	OPP. STRENGTH	TEAM	ADJ.	CONF.	ADJ CONF.
Average RPI Loss:	38	RECORD	PCT. RANK	GAMES	SCHEDULE	OF SCHEDULE	RPI	RPI	RPI	RPI
DIV. I ONLY	15- 11	127	3- 7	46	51	70	70	1	1	
DIV. I NON-CONF.	11- 0	1	0- 0	191	304	35	35	1	1	
TOTALS	RPI 1-25	RPI 26-50	W-L RECORDS	RPI 51-100	RPI 101-150	RPI 150+				
15- 11	0- 5	0- 3	OVERALL	6- 2	2- 1	7- 0				
9- 6	0- 2	0- 2	HOME	4- 1	0- 1	5- 0				
5- 5	0- 3	0- 1	AWAY	2- 1	1- 0	2- 0				
1- 0	0- 0	0- 0	NEUTRAL	0- 0	1- 0	0- 0				
11- 0	0- 0	0- 0	NON-CONFERENCE	2- 0	2- 0	7- 0				
7- 0	0- 0	0- 0	HOME	2- 0	0- 0	5- 0				
3- 0	0- 0	0- 0	AWAY	0- 0	1- 0	2- 0				
1- 0	0- 0	0- 0	NEUTRAL	0- 0	1- 0	0- 0				
4- 11	0- 5	0- 3	CONFERENCE	4- 2	0- 1	0- 0				
2- 6	0- 2	0- 2	HOME	2- 1	0- 1	0- 0				
2- 5	0- 3	0- 1	AWAY	2- 1	0- 0	0- 0				
0- 0	0- 0	0- 0	NEUTRAL	0- 0	0- 0	0- 0				

RPI 1-25				RPI 26-50				RPI 51-100 Team's RPI: 70				RPI 101+			
RPI	S	Opponent	Score	RPI	S	Opponent	Score	RPI	S	Opponent	Score	RPI	S	Opponent	Score
5	A	Oregon St.	44 70	27	A	Oregon	66 84	58	A	Southern California	58 53	102	N	Charlotte	81 68
6	H	Washington	53 82	27	H	Oregon	61 73	74	A	California	73 64	111	H	Arizona	70 81
11	A	Stanford	51 87	28	H	Arizona St.	44 66	74	H	California	63 57	124	A	St. Mary's (CA)	63 62
11	H	Stanford	58 77					83	H	Montana St.	74 64	174	A	Fresno St.	65 55
12	A	UCLA	56 67					86	A	Colorado	49 54	192	H	Utah St.	65 58
								86	H	Colorado	58 53	219	H	Weber St.	71 52
								91	H	BYU	77 60	287	A	Nevada	80 50
								94	H	Washington St.	55 61	295	H	Southern Utah	69 43
												305	H	Northern Ariz.	78 65
												331	H	Utah Valley	100 52
LAST 12 Division I GAMES:															
27	H	Oregon	61 73	86	A	Colorado	49 54								
11	A	Stanford	51 87	27	A	Oregon	66 84								
74	A	California	73 64	5	A	Oregon St.	44 70								
94	H	Washington St.	55 61	74	H	California	63 57								
6	H	Washington	53 82	11	H	Stanford	58 77								
86	H	Colorado	58 53	111	H	Arizona	70 81								

Non-Div I Games:

Utah

■ Loss,
 ■ Non-Conf,
 ■ S Site,
 ■ H Home
 ■ A Away
 N Neutral

Average RPI Win:	231	WON-LOST	WINNING	LAST 10	STRENGTH OF	OPP. STRENGTH	TEAM	ADJ.	CONF.	ADJ CONF.
Average RPI Loss:	129	RECORD	PCT. RANK	GAMES	SCHEDULE	OF SCHEDULE	RPI	RPI	RPI	RPI
DIV. I ONLY	13- 12	164	6- 4	197	192	192	192	13	13	
DIV. I NON-CONF.	6- 4	127	0- 0	325	279	239	239	15	15	
TOTALS	RPI 1-25	RPI 26-50	W-L RECORDS	RPI 51-100	RPI 101-150	RPI 150+				
13- 12	0- 0	0- 0	OVERALL	3- 5	0- 5	10- 2				
9- 4	0- 0	0- 0	HOME	3- 1	0- 2	6- 1				
3- 8	0- 0	0- 0	AWAY	0- 4	0- 3	3- 1				
1- 0	0- 0	0- 0	NEUTRAL	0- 0	0- 0	1- 0				
6- 4	0- 0	0- 0	NON-CONFERENCE	1- 2	0- 1	5- 1				
4- 2	0- 0	0- 0	HOME	1- 1	0- 0	3- 1				
1- 2	0- 0	0- 0	AWAY	0- 1	0- 1	1- 0				
1- 0	0- 0	0- 0	NEUTRAL	0- 0	0- 0	1- 0				
7- 8	0- 0	0- 0	CONFERENCE	2- 3	0- 4	5- 1				
5- 2	0- 0	0- 0	HOME	2- 0	0- 2	3- 0				
2- 6	0- 0	0- 0	AWAY	0- 3	0- 2	2- 1				
0- 0	0- 0	0- 0	NEUTRAL	0- 0	0- 0	0- 0				

RPI 1-25				RPI 26-50				RPI 51-100				RPI 101+ Team's RPI: 192			
RPI	S	Opponent	Score	RPI	S	Opponent	Score	RPI	S	Opponent	Score	RPI	S	Opponent	Score
								53	A	Colorado St.	43 74	111	A	Arizona	57 61
								53	H	Colorado St.	55 48	115	A	Wyoming	40 59
								68	A	Boise St.	56 76	115	H	Wyoming	48 71
								68	H	Boise St.	65 63	141	A	New Mexico	67 78
								70	A	Utah	58 65	141	H	New Mexico	58 68
								83	H	Montana St.	64 56	152	H	Idaho St.	69 56
								85	A	UNLV	53 55	174	A	Fresno St.	52 47
								91	H	BYU	40 60	261	A	San Diego St.	59 66
												261	H	San Diego St.	53 47
												287	A	Nevada	81 69
												287	H	Nevada	60 57
												295	H	Southern Utah	54 70
												320	H	UC Irvine	66 52
												323	H	Air Force	65 62
												330	A	Montana	65 47
												331	H	Utah Valley	56 45
												332	N	Incarnate Word	79 46
LAST 12 Division I GAMES:															
				287	H	Nevada	60 57	174	A	Fresno St.	52 47				
				261	A	San Diego St.	59 66	141	H	New Mexico	58 68				
				115	A	Wyoming	40 59	53	A	Colorado St.	43 74				
				53	H	Colorado St.	55 48	261	H	San Diego St.	53 47				
				68	H	Boise St.	65 63	115	H	Wyoming	48 71				
				287	A	Nevada	81 69	85	A	UNLV	53 55				

Non-Div I Games: Westminster (UT) 72 49

Utah St.

■ Loss,
 ■ Non-Conf,
 ■ S Site,
 ■ H Home
 ■ A Away
 N Neutral

Utah Valley

Through Games Of Feb. 18, 2017

Average RPI Win:	317	WON-LOST	WINNING	LAST 10	STRENGTH OF	OPP. STRENGTH	TEAM	ADJ.	CONF.	ADJ CONF.
Average RPI Loss:	202	RECORD	PCT. RANK	GAMES	SCHEDULE	OF SCHEDULE	RPI	RPI	RPI	RPI
DIV. I ONLY	6- 18	302	3- 7	334	263	331	331	29	29	
DIV. I NON-CONF.	3- 10	280	0- 0	307	214	324	324	29	29	
TOTALS	RPI 1-25	RPI 26-50	W-L RECORDS	RPI 51-100	RPI 101-150	RPI 150+				
6- 18	0- 0	0- 1	OVERALL	0- 2	0- 1	6- 14				
4- 6	0- 0	0- 0	HOME	0- 1	0- 1	4- 4				
2- 10	0- 0	0- 0	AWAY	0- 0	0- 0	2- 2				
0- 2	0- 0	0- 1	NEUTRAL	0- 0	0- 0	0- 1				
3- 10	0- 0	0- 1	NON-CONFERENCE	0- 2	0- 1	3- 6				
2- 3	0- 0	0- 0	HOME	0- 1	0- 1	2- 1				
1- 5	0- 0	0- 0	AWAY	0- 1	0- 0	1- 4				
0- 2	0- 0	0- 1	NEUTRAL	0- 0	0- 0	0- 1				
3- 8	0- 0	0- 0	CONFERENCE	0- 0	0- 0	3- 8				
2- 3	0- 0	0- 0	HOME	0- 0	0- 0	2- 3				
1- 5	0- 0	0- 0	AWAY	0- 0	0- 0	1- 5				
0- 0	0- 0	0- 0	NEUTRAL	0- 0	0- 0	0- 0				

RPI S	Opponent	Score	RPI S	Opponent	Score	RPI S	Opponent	Score	RPI S	Opponent	Score	Team's RPI: 331
42 N	Central Mich.	62 71	70 A	Utah	52 100	133 H	Eastern Wash.	50 83	152 A	Idaho St.	56 61	
			91 H	BYU	50 68	162 A	New Mexico St.	46 63	192 A	Utah St.	45 56	
						206 N	SIUE	64 71	215 H	Seattle U	51 69	
						219 H	Weber St.	61 64	221 A	Grand Canyon	42 60	
						221 H	Grand Canyon	46 62	251 A	UTRGV	55 64	
						267 A	Cal Poly	65 77	275 A	CSU Bakersfield	39 55	
						275 H	CSU Bakersfield	59 63	295 A	Southern Utah	70 64	
						309 H	Pepperdine	72 65	310 H	Denver	72 58	
						318 A	UMKC	63 66	318 H	UMKC	58 39	
						323 A	Air Force	53 64	336 A	Chicago St.	62 59	
						336 H	Chicago St.	73 54				
LAST 12 Division I GAMES:												
221 A	Grand Canyon	42 60	251 A	UTRGV	55 64							
275 A	CSU Bakersfield	39 55	275 H	CSU Bakersfield	59 63							
336 H	Chicago St.	73 54	318 A	UMKC	63 66							
318 H	UMKC	58 39	336 A	Chicago St.	62 59							
215 H	Seattle U	51 69	221 H	Grand Canyon	46 62							
162 A	New Mexico St.	46 63	152 A	Idaho St.	56 61							

Non-Div I Games: Dixie St. 68 56 Antelope Valley 87 47

Utah Valley

Loss, Non-Conf, S Site, H Home A Away N Neutral

Average RPI Win:	209	WON-LOST	WINNING	LAST 10	STRENGTH OF	OPP. STRENGTH	TEAM	ADJ.	CONF.	ADJ CONF.
Average RPI Loss:	101	RECORD	PCT. RANK	GAMES	SCHEDULE	OF SCHEDULE	RPI	RPI	RPI	RPI
DIV. I ONLY	14- 14	169	5- 5	85	138	137	137	12	12	
DIV. I NON-CONF.	7- 6	157	0- 0	94	143	118	118	12	12	
TOTALS	RPI 1-25	RPI 26-50	W-L RECORDS	RPI 51-100	RPI 101-150	RPI 150+				
14- 14	0- 0	1- 1	OVERALL	0- 4	1- 8	12- 1				
7- 6	0- 0	0- 0	HOME	0- 3	0- 3	7- 0				
5- 8	0- 0	0- 0	AWAY	0- 0	1- 0	4- 0				
2- 0	0- 0	1- 0	NEUTRAL	0- 0	0- 0	1- 0				
7- 6	0- 0	1- 0	NON-CONFERENCE	0- 3	0- 3	6- 0				
3- 3	0- 0	0- 0	HOME	0- 2	0- 1	3- 0				
2- 3	0- 0	0- 0	AWAY	0- 1	0- 2	2- 0				
2- 0	0- 0	1- 0	NEUTRAL	0- 0	0- 0	1- 0				
7- 8	0- 0	0- 1	CONFERENCE	0- 1	1- 5	6- 1				
4- 3	0- 0	0- 0	HOME	0- 1	0- 2	4- 0				
3- 5	0- 0	0- 1	AWAY	0- 0	1- 3	2- 1				
0- 0	0- 0	0- 0	NEUTRAL	0- 0	0- 0	0- 0				

RPI 1-25				RPI 26-50				RPI 51-100				RPI 101+				Team's RPI: 137	
RPI	S	Opponent	Score	RPI	S	Opponent	Score	RPI	S	Opponent	Score	RPI	S	Opponent	Score		
				46	A	George Washington	67 81	52	H	Dayton	48 68	103	A	Saint Louis	72 77		
				50	N	Villanova	68 66	64	H	Minnesota	69 79	103	H	Saint Louis	48 62		
								66	H	IUPUI	62 71	104	A	Saint Joseph's	58 64		
								78	A	Wake Forest	54 60	104	H	Saint Joseph's	70 80		
												109	A	Ole Miss	57 77		
												126	A	Fordham	61 58		
												131	A	Old Dominion	60 70		
												132	A	Duquesne	51 70		
												146	H	Iona	57 59		
												163	H	Brown	85 72		
												165	H	La Salle	61 56		
												182	A	George Mason	59 70		
												200	A	Campbell	66 53		
												205	H	UNCG	65 54		
												210	N	American	68 62		
												225	A	Richmond	57 55		
												225	H	Richmond	62 55		
												231	A	St. Bonaventure	77 60		
												241	A	Furman	75 61		
												284	H	Coppin St.	73 44		
												292	H	Massachusetts	55 52		
												307	H	Rhode Island	68 57		
LAST 12 Division I GAMES:																	
				231	A	St. Bonaventure	77 60	292	H	Massachusetts	55 52						
				104	H	Saint Joseph's	70 80	126	A	Fordham	61 58						
				132	A	Duquesne	51 70	307	H	Rhode Island	68 57						
				103	A	Saint Louis	72 77	182	A	George Mason	59 70						
				52	H	Dayton	48 68	104	A	Saint Joseph's	58 64						
				225	A	Richmond	57 55	103	H	Saint Louis	48 62						

Non-Div I Games:

VCU

■ Loss,
 ■ Non-Conf,
 ■ S Site,
 ■ H Home
 ■ A Away
 N Neutral

Valparaiso

Through Games Of Feb. 18, 2017

Average RPI Win:	274	WON-LOST	WINNING	LAST 10	STRENGTH OF	OPP. STRENGTH	TEAM	ADJ.	CONF.	ADJ CONF.
Average RPI Loss:	168	RECORD	PCT. RANK	GAMES	SCHEDULE	OF SCHEDULE	RPI	RPI	RPI	RPI
DIV. I ONLY	6- 19	306	3- 7	206	217	304	304	20	20	
DIV. I NON-CONF.	3- 6	230	0- 0	284	133	280	280	21	21	
TOTALS	RPI 1-25	RPI 26-50	W-L RECORDS	RPI 51-100	RPI 101-150	RPI 150+				
6- 19	0- 1	0- 3	OVERALL	0- 0	0- 4	6- 11				
4- 8	0- 0	0- 1	HOME	0- 0	0- 2	4- 5				
2- 11	0- 0	0- 0	AWAY	0- 0	0- 0	2- 0				
0- 0	0- 0	0- 0	NEUTRAL	0- 0	0- 0	0- 0				
3- 6	0- 1	0- 1	NON-CONFERENCE	0- 0	0- 1	3- 3				
2- 2	0- 0	0- 0	HOME	0- 0	0- 0	2- 2				
1- 4	0- 1	0- 1	AWAY	0- 0	0- 1	1- 1				
0- 0	0- 0	0- 0	NEUTRAL	0- 0	0- 0	0- 0				
3- 13	0- 0	0- 2	CONFERENCE	0- 0	0- 3	3- 8				
2- 6	0- 0	0- 1	HOME	0- 0	0- 2	2- 3				
1- 7	0- 0	0- 1	AWAY	0- 0	0- 1	1- 5				
0- 0	0- 0	0- 0	NEUTRAL	0- 0	0- 0	0- 0				

RPI 1-25			RPI 26-50			RPI 51-100			RPI 101+ Team's RPI: 304		
RPI	S	Opponent	Score	RPI	S	Opponent	Score	RPI	S	Opponent	Score
2	A	Notre Dame	54 114	33	A	Green Bay	35 56	116	A	Stetson	75 87
				33	H	Green Bay	36 75	136	A	Wright St.	48 63
				40	A	Indiana	58 87	136	H	Wright St.	52 65
								147	H	Milwaukee	74 85
								159	A	Oakland	63 104
								159	H	Oakland	60 98
								169	A	Detroit Mercy	60 85
								169	H	Detroit Mercy	57 55
								180	A	Cleveland St.	60 71
								180	H	Cleveland St.	62 66
								212	H	Bradley	56 67
								242	H	Liberty	70 68
								266	H	Evansville	65 70
								294	A	Northern Ky.	41 32
								294	H	Northern Ky.	55 70
								296	H	Eastern Ill.	73 68
								306	A	Illinois St.	56 77
								308	A	Youngstown St.	70 76
								308	H	Youngstown St.	77 60
								322	A	Ill.-Chicago	60 74
								336	A	Chicago St.	53 51
LAST 12 Division I GAMES:											
169	H	Detroit Mercy	57 55	322	A	Ill.-Chicago	60 74				
159	H	Oakland	60 98	136	H	Wright St.	52 65				
294	A	Northern Ky.	41 32	294	H	Northern Ky.	55 70				
136	A	Wright St.	48 63	33	A	Green Bay	35 56				
180	H	Cleveland St.	62 66	308	A	Youngstown St.	70 76				
308	H	Youngstown St.	77 60	180	A	Cleveland St.	60 71				

Non-Div I Games: Ind.-Kokomo 102 47 Grace (IN) 71 49

Valparaiso

Loss, Non-Conf, S Site, H Home A Away N Neutral

Vanderbilt

Through Games Of Feb. 18, 2017

Average RPI Win:	165	WON-LOST	WINNING	LAST 10	STRENGTH OF	OPP. STRENGTH	TEAM	ADJ.	CONF.	ADJ CONF.
Average RPI Loss:	46	RECORD	PCT. RANK	GAMES	SCHEDULE	OF SCHEDULE	RPI	RPI	RPI	RPI
DIV. I ONLY	12- 14	194	2- 8	38	25	92	92	2	2	
DIV. I NON-CONF.	10- 3	54	0- 0	99	123	48	48	2	2	
TOTALS	RPI 1-25	RPI 26-50	W-L RECORDS	RPI 51-100	RPI 101-150	RPI 150+				
12- 14	2- 8	1- 2	OVERALL	1- 2	1- 2	7- 0				
8- 5	2- 3	1- 1	HOME	1- 1	1- 0	3- 0				
3- 9	0- 5	0- 1	AWAY	0- 1	0- 2	3- 0				
1- 0	0- 0	0- 0	NEUTRAL	0- 0	0- 0	1- 0				
10- 3	1- 1	1- 1	NON-CONFERENCE	1- 0	0- 1	7- 0				
6- 1	1- 1	1- 0	HOME	1- 0	0- 0	3- 0				
3- 2	0- 0	0- 1	AWAY	0- 0	0- 1	3- 0				
1- 0	0- 0	0- 0	NEUTRAL	0- 0	0- 0	1- 0				
2- 11	1- 7	0- 1	CONFERENCE	0- 2	1- 1	0- 0				
2- 4	1- 2	0- 1	HOME	0- 1	1- 0	0- 0				
0- 7	0- 5	0- 0	AWAY	0- 1	0- 1	0- 0				
0- 0	0- 0	0- 0	NEUTRAL	0- 0	0- 0	0- 0				

RPI 1-25				RPI 26-50				RPI 51-100 Team's RPI: 92				RPI 101+			
RPI	S	Opponent	Score	RPI	S	Opponent	Score	RPI	S	Opponent	Score	RPI	S	Opponent	Score
3	A	Mississippi St.	41 86	38	H	Auburn	59 64	59	H	Drexel	73 63	129	H	Alabama	87 80
4	A	South Carolina	51 82	40	A	Indiana	61 94	77	H	Florida	73 93	141	A	Arkansas	56 59
9	H	Duke	77 73	43	H	Tulane	74 63	89	A	Georgia	68 70	149	A	Memphis	59 75
13	H	Louisville	66 78									194	A	ETSU	80 72
15	A	Kentucky	63 71									206	N	SIUE	73 63
16	A	Texas A&M	72 77									211	H	Robert Morris	75 59
18	A	Tennessee	63 91									237	A	UT Martin	79 77
18	H	Tennessee	57 70									264	H	Tennessee Tech	89 57
24	H	Missouri	68 74									276	H	Kennesaw St.	86 54
25	H	LSU	70 68									323	A	Air Force	75 49
LAST 12 Division I GAMES:															
4	A	South Carolina	51 82	18	A	Tennessee	63 91								
25	H	LSU	70 68	141	A	Arkansas	56 59								
3	A	Mississippi St.	41 86	24	H	Missouri	68 74								
15	A	Kentucky	63 71	38	H	Auburn	59 64								
77	H	Florida	73 93	89	A	Georgia	68 70								
129	H	Alabama	87 80	18	H	Tennessee	57 70								

Non-Div I Games:

Vanderbilt

Loss, Non-Conf, S Site, H Home A Away N Neutral

Average RPI Win:	265	WON-LOST	WINNING	LAST 10	STRENGTH OF	OPP. STRENGTH	TEAM	ADJ.	CONF.	ADJ CONF.
Average RPI Loss:	164	RECORD	PCT. RANK	GAMES	SCHEDULE	OF SCHEDULE	RPI	RPI	RPI	RPI
DIV. I ONLY	8- 18	273	4- 6	181	290	281	281	22	22	
DIV. I NON-CONF.	3- 9	275	0- 0	178	328	304	304	22	22	
TOTALS	RPI 1-25	RPI 26-50	W-L RECORDS	RPI 51-100	RPI 101-150	RPI 150+				
8- 18	0- 1	0- 1	OVERALL	0- 2	1- 4	7- 10				
7- 6	0- 0	0- 0	HOME	0- 1	1- 1	6- 4				
1- 12	0- 1	0- 1	AWAY	0- 1	0- 3	1- 6				
0- 0	0- 0	0- 0	NEUTRAL	0- 0	0- 0	0- 0				
3- 9	0- 1	0- 1	NON-CONFERENCE	0- 0	0- 2	3- 5				
3- 3	0- 0	0- 0	HOME	0- 0	0- 1	3- 2				
0- 6	0- 1	0- 1	AWAY	0- 0	0- 1	0- 3				
0- 0	0- 0	0- 0	NEUTRAL	0- 0	0- 0	0- 0				
5- 9	0- 0	0- 0	CONFERENCE	0- 2	1- 2	4- 5				
4- 3	0- 0	0- 0	HOME	0- 1	1- 0	3- 2				
1- 6	0- 0	0- 0	AWAY	0- 1	0- 2	1- 3				
0- 0	0- 0	0- 0	NEUTRAL	0- 0	0- 0	0- 0				

RPI 1-25					RPI 26-50					RPI 51-100					RPI 101+					Team's RPI: 281	
RPI	S	Opponent	Score		RPI	S	Opponent	Score		RPI	S	Opponent	Score		RPI	S	Opponent	Score			
23	A	Temple	39	53	34	A	Michigan	56	78	73	A	New Hampshire	47	66	139	A	Albany (NY)	53	64		
										73	H	New Hampshire	49	57	140	A	Maine	43	59		
															140	H	Maine	55	52		
															144	A	Yale	48	77		
															147	H	Milwaukee	44	68		
															159	A	Oakland	55	79		
															163	H	Brown	50	62		
															173	A	Hartford	55	68		
															173	H	Hartford	76	70		
															203	A	UMBC	66	69		
															203	H	UMBC	52	64		
															217	A	Binghamton	61	76		
															217	H	Binghamton	55	64		
															236	H	Dartmouth	59	54		
															244	A	Howard	57	64		
															255	H	Stony Brook	53	43		
															282	H	Bryant	57	63		
															312	H	Holy Cross	63	52		
															314	A	Central Conn. St.	76	78		
															315	H	NJIT	64	42		
															344	A	UMass Lowell	61	46		
															344	H	UMass Lowell	60	36		
LAST 12 Division I GAMES:																					
344	H	UMass Lowell	60	36	255	H	Stony Brook	53	43												
203	H	UMBC	52	64	139	A	Albany (NY)	53	64												
73	A	New Hampshire	47	66	344	A	UMass Lowell	61	46												
217	A	Binghamton	61	76	73	H	New Hampshire	49	57												
173	H	Hartford	76	70	203	A	UMBC	66	69												
140	A	Maine	43	59	217	H	Binghamton	55	64												

Non-Div I Games:

Vermont

■ Loss,
■ Non-Conf, S Site,
■ Home
■ Away
N Neutral

Average RPI Win:	154	WON-LOST	WINNING	LAST 10	STRENGTH OF	OPP. STRENGTH	TEAM	ADJ.	CONF.	ADJ CONF.
Average RPI Loss:	44	RECORD	PCT. RANK	GAMES	SCHEDULE	OF SCHEDULE	RPI	RPI	RPI	RPI
DIV. I ONLY	15- 11	127	8- 2	28	70	50	50	7	7	
DIV. I NON-CONF.	5- 6	186	1- 0	8	38	73	73	7	7	
TOTALS	RPI 1-25	RPI 26-50	W-L RECORDS	RPI 51-100	RPI 101-150	RPI 150+				
15- 11	0- 6	0- 2	OVERALL	5- 1	1- 2	9- 0				
7- 5	0- 3	0- 2	HOME	2- 0	0- 0	5- 0				
7- 3	0- 2	0- 0	AWAY	2- 1	1- 0	4- 0				
1- 3	0- 1	0- 0	NEUTRAL	1- 0	0- 2	0- 0				
5- 6	0- 3	0- 1	NON-CONFERENCE	2- 0	1- 2	2- 0				
2- 2	0- 1	0- 1	HOME	0- 0	0- 0	2- 0				
2- 1	0- 1	0- 0	AWAY	1- 0	1- 0	0- 0				
1- 3	0- 1	0- 0	NEUTRAL	1- 0	0- 2	0- 0				
10- 5	0- 3	0- 1	CONFERENCE	3- 1	0- 0	7- 0				
5- 3	0- 2	0- 1	HOME	2- 0	0- 0	3- 0				
5- 2	0- 1	0- 0	AWAY	1- 1	0- 0	4- 0				
0- 0	0- 0	0- 0	NEUTRAL	0- 0	0- 0	0- 0				

RPI S	Opponent	Score	RPI S	Opponent	Score	Team's RPI: 50	RPI S	Opponent	Score	RPI S	Opponent	Score
3 N	Mississippi St.	62 108	45 H	Marquette	71 77		57 A	Georgetown	49 54	104 A	Saint Joseph's	62 54
9 A	Duke	50 68	46 H	George Washington	69 72		57 H	Georgetown	71 50	108 N	Troy	85 93
17 H	DePaul	50 80					72 A	St. John's (NY)	67 56	137 N	VCU	66 68
22 A	Creighton	46 60					72 H	St. John's (NY)	55 50	165 H	La Salle	52 49
22 H	Creighton	44 47					88 A	Penn	60 48	178 A	Providence	64 59
23 H	Temple	48 83					98 N	Purdue	58 44	178 H	Providence	61 43
										181 A	Xavier	72 47
										181 H	Xavier	76 71
										197 A	Seton Hall	87 52
										197 H	Seton Hall	69 52
										243 A	Butler	70 69
										302 H	Lehigh	59 37
LAST 12 Division I GAMES:												
181 H	Xavier	76 71	181 A	Xavier	72 47							
197 A	Seton Hall	87 52	243 A	Butler	70 69							
72 A	St. John's (NY)	67 56	88 A	Penn	60 48							
178 H	Providence	61 43	72 H	St. John's (NY)	55 50							
22 H	Creighton	44 47	197 H	Seton Hall	69 52							
57 A	Georgetown	49 54	22 A	Creighton	46 60							

Non-Div I Games:

Villanova

■ Loss,
■ Non-Conf, S Site,
■ Home
■ Away
N Neutral

Virginia

Through Games Of Feb. 18, 2017

Average RPI Win:	156	WON-LOST	WINNING	LAST 10	STRENGTH OF	OPP. STRENGTH	TEAM	ADJ.	CONF.	ADJ CONF.
Average RPI Loss:	50	RECORD	PCT. RANK	GAMES	SCHEDULE	OF SCHEDULE	RPI	RPI	RPI	RPI
DIV. I ONLY	17- 9	91	6- 4	77	27	54	54	3	3	
DIV. I NON-CONF.	11- 2	23	0- 0	270	79	81	81	4	4	
TOTALS	RPI 1-25	RPI 26-50	W-L RECORDS	RPI 51-100	RPI 101-150	RPI 150+				
17- 9	1- 4	0- 1	OVERALL	6- 2	1- 2	9- 0				
12- 2	1- 2	0- 0	HOME	5- 0	0- 0	6- 0				
4- 6	0- 2	0- 1	AWAY	1- 1	1- 2	2- 0				
1- 1	0- 0	0- 0	NEUTRAL	0- 1	0- 0	1- 0				
11- 2	0- 0	0- 0	NON-CONFERENCE	3- 2	0- 0	8- 0				
7- 0	0- 0	0- 0	HOME	2- 0	0- 0	5- 0				
3- 1	0- 0	0- 0	AWAY	1- 1	0- 0	2- 0				
1- 1	0- 0	0- 0	NEUTRAL	0- 1	0- 0	1- 0				
6- 7	1- 4	0- 1	CONFERENCE	3- 0	1- 2	1- 0				
5- 2	1- 2	0- 0	HOME	3- 0	0- 0	1- 0				
1- 5	0- 2	0- 1	AWAY	0- 0	1- 2	0- 0				
0- 0	0- 0	0- 0	NEUTRAL	0- 0	0- 0	0- 0				

RPI 1-25				RPI 26-50				RPI 51-100				RPI 101+			
RPI	S	Opponent	Score	RPI	S	Opponent	Score	RPI	S	Opponent	Score	RPI	S	Opponent	Score
2	A	Notre Dame	74 82	30	A	Syracuse	49 54	51	H	Georgia Tech	65 64	105	A	Clemson	69 37
9	H	Duke	51 70					52	H	Dayton	66 56	106	A	North Carolina	58 67
10	H	Florida St.	60 51					60	A	Northwestern	60 69	143	A	Pittsburgh	54 62
13	H	Louisville	81 86					71	H	Virginia Tech	76 27	166	H	Boston College	62 55
19	A	Miami (FL)	52 63					72	N	St. John's (NY)	55 66	199	N	Nebraska	73 51
								78	H	Wake Forest	60 57	203	H	UMBC	56 30
								79	H	Middle Tenn.	63 51	213	H	Rutgers	62 54
								89	A	Georgia	66 43	225	A	Richmond	63 56
												253	H	UMES	60 50
												259	A	Bowling Green	67 47
												284	H	Coppin St.	103 40
												322	H	Ill.-Chicago	76 39
LAST 12 Division I GAMES:															
10	H	Florida St.	60 51	71	H	Virginia Tech	76 27								
78	H	Wake Forest	60 57	143	A	Pittsburgh	54 62								
19	A	Miami (FL)	52 63	105	A	Clemson	69 37								
9	H	Duke	51 70	166	H	Boston College	62 55								
51	H	Georgia Tech	65 64	106	A	North Carolina	58 67								
2	A	Notre Dame	74 82	13	H	Louisville	81 86								

Non-Div I Games:

Virginia

■ Loss,
 ■ Non-Conf, S Site,
 ■ Home
 ■ Away
 N Neutral

Average RPI Win:	171	WON-LOST	WINNING	LAST 10	STRENGTH OF	OPP. STRENGTH	TEAM	ADJ.	CONF.	ADJ CONF.
Average RPI Loss:	36	RECORD	PCT. RANK	GAMES	SCHEDULE	OF SCHEDULE	RPI	RPI	RPI	RPI
DIV. I ONLY	16- 10	108	1- 9	58	53	71	71	3	3	
DIV. I NON-CONF.	13- 0	1	0- 0	255	193	43	43	4	4	
TOTALS	RPI 1-25	RPI 26-50	W-L RECORDS	RPI 51-100	RPI 101-150	RPI 150+				
16- 10	1- 5	1- 2	OVERALL	2- 2	4- 1	8- 0				
12- 4	1- 3	0- 1	HOME	2- 0	2- 0	7- 0				
4- 6	0- 0	1- 0	AWAY	0- 0	2- 0	1- 0				
0- 0	0- 0	0- 0	NEUTRAL	0- 0	0- 0	0- 0				
13- 0	1- 0	1- 0	NON-CONFERENCE	1- 0	2- 0	8- 0				
10- 0	1- 0	0- 0	HOME	1- 0	1- 0	7- 0				
3- 0	0- 0	1- 0	AWAY	0- 0	1- 0	1- 0				
0- 0	0- 0	0- 0	NEUTRAL	0- 0	0- 0	0- 0				
3- 10	0- 5	0- 2	CONFERENCE	1- 2	2- 1	0- 0				
2- 4	0- 3	0- 1	HOME	1- 0	1- 0	0- 0				
1- 6	0- 2	0- 1	AWAY	0- 2	1- 1	0- 0				
0- 0	0- 0	0- 0	NEUTRAL	0- 0	0- 0	0- 0				

RPI	S	Opponent	Score	RPI	S	Opponent	Score	RPI	S	Opponent	Score	RPI	S	Opponent	Score
2	H	Notre Dame	59 76	30	H	Syracuse	72 82	51	A	Georgia Tech	81 87	105	A	Clemson	78 69
9	A	Duke	59 84	32	A	North Carolina St.	71 85	54	A	Virginia	27 76	106	H	North Carolina	76 68
10	H	Florida St.	54 82	38	A	Auburn	92 87	57	H	Georgetown	73 63	114	A	UCF	67 64
13	H	Louisville	70 88					78	H	Wake Forest	72 70	134	H	Radford	71 52
18	H	Tennessee	67 63									143	A	Pittsburgh	64 72
19	A	Miami (FL)	75 82									191	A	Col. of Charleston	71 61
												199	H	Nebraska	76 67
												222	H	Presbyterian	67 36
												248	H	UNC Asheville	71 52
												259	H	Bowling Green	98 51
												313	H	Gardner-Webb	76 42
												314	H	Central Conn. St.	81 47
												347	H	Delaware St.	88 48
LAST 12 Division I GAMES:															
143	A	Pittsburgh	64 72	54	A	Virginia	27 76								
32	A	North Carolina St.	71 85	10	H	Florida St.	54 82								
13	H	Louisville	70 88	9	A	Duke	59 84								
51	A	Georgia Tech	81 87	78	H	Wake Forest	72 70								
2	H	Notre Dame	59 76	19	A	Miami (FL)	75 82								
30	H	Syracuse	72 82	105	A	Clemson	78 69								

Non-Div I Games:

Virginia Tech

■ Loss,
 ■ Non-Conf,
 ■ S Site,
 ■ H Home
 ■ A Away
 N Neutral

Average RPI Win:	308	WON-LOST	WINNING	LAST 10	STRENGTH OF	OPP. STRENGTH	TEAM	ADJ.	CONF.	ADJ CONF.
Average RPI Loss:	223	RECORD	PCT. RANK	GAMES	SCHEDULE	OF SCHEDULE	RPI	RPI	RPI	RPI
DIV. I ONLY	3- 22	337	3- 7	269	346	334	334	31	31	
DIV. I NON-CONF.	0- 10	335	0- 0	128	297	327	327	32	32	
TOTALS	RPI 1-25	RPI 26-50	W-L RECORDS	RPI 51-100	RPI 101-150	RPI 150+				
3- 22	0- 0	0- 0	OVERALL	0- 3	0- 3	3- 16				
1- 10	0- 0	0- 0	HOME	0- 1	0- 2	1- 7				
2- 12	0- 0	0- 0	AWAY	0- 2	0- 1	2- 9				
0- 0	0- 0	0- 0	NEUTRAL	0- 0	0- 0	0- 0				
0- 10	0- 0	0- 0	NON-CONFERENCE	0- 3	0- 3	0- 4				
0- 5	0- 0	0- 0	HOME	0- 1	0- 2	0- 2				
0- 5	0- 0	0- 0	AWAY	0- 2	0- 1	0- 2				
0- 0	0- 0	0- 0	NEUTRAL	0- 0	0- 0	0- 0				
3- 12	0- 0	0- 0	CONFERENCE	0- 0	0- 0	3- 12				
1- 5	0- 0	0- 0	HOME	0- 0	0- 0	1- 5				
2- 7	0- 0	0- 0	AWAY	0- 0	0- 0	2- 7				
0- 0	0- 0	0- 0	NEUTRAL	0- 0	0- 0	0- 0				

RPI 1-25			RPI 26-50			RPI 51-100				RPI 101+				Team's RPI: 334	
RPI	S	Opponent	Score	RPI	S	Opponent	Score	RPI	S	Opponent	Score	RPI	S	Opponent	Score
								72	A	St. John's (NY)	34 62	113	A	Princeton	44 107
								73	A	New Hampshire	40 73	139	H	Albany (NY)	50 75
								88	H	Penn	39 63	144	H	Yale	52 66
												156	A	Army West Point	40 85
												193	H	Towson	40 69
												196	A	Sacred Heart	52 62
												196	H	Sacred Heart	56 70
												211	A	Robert Morris	41 74
												211	H	Robert Morris	63 82
												256	A	Saint Francis (PA)	87 71
												256	H	Saint Francis (PA)	46 67
												282	A	Bryant	61 70
												286	A	Mt. St. Mary's	47 66
												314	A	Central Conn. St.	53 66
												314	H	Central Conn. St.	71 83
												315	A	NJIT	45 68
												324	A	St. Francis Brooklyn	50 63
												324	H	St. Francis Brooklyn	58 45
												337	A	LIU Brooklyn	64 69
												345	A	Fairleigh Dickinson	74 66
												345	H	Fairleigh Dickinson	53 59
												347	H	Delaware St.	49 61
LAST 12 Division I GAMES:															
324	A	St. Francis Brooklyn	50 63	256	H	Saint Francis (PA)	46 67								
256	A	Saint Francis (PA)	87 71	337	A	LIU Brooklyn	64 69								
211	A	Robert Morris	41 74	196	A	Sacred Heart	52 62								
314	H	Central Conn. St.	71 83	282	A	Bryant	61 70								
345	A	Fairleigh Dickinson	74 66	211	H	Robert Morris	63 82								
324	H	St. Francis Brooklyn	58 45	196	H	Sacred Heart	56 70								

Non-Div I Games: Staten Island 62 60

Wagner

■ Loss,
■ Non-Conf,
■ S Site,
■ H Home
■ A Away
N Neutral

Wake Forest

Through Games Of Feb. 18, 2017

Average RPI Win:	157	WON-LOST	WINNING	LAST 10	STRENGTH OF	OPP. STRENGTH	TEAM	ADJ.	CONF.	ADJ CONF.
Average RPI Loss:	50	RECORD	PCT. RANK	GAMES	SCHEDULE	OF SCHEDULE	RPI	RPI	RPI	RPI
DIV. I ONLY	14- 12	150	4- 6	41	37	78	78	3	3	
DIV. I NON-CONF.	9- 4	85	0- 0	148	83	84	84	4	4	
TOTALS	RPI 1-25	RPI 26-50	W-L RECORDS	RPI 51-100	RPI 101-150	RPI 150+				
14- 12	0- 6	1- 2	OVERALL	1- 2	5- 1	7- 1				
11- 4	0- 2	0- 1	HOME	1- 0	4- 1	6- 0				
3- 8	0- 4	1- 1	AWAY	0- 2	1- 0	1- 1				
0- 0	0- 0	0- 0	NEUTRAL	0- 0	0- 0	0- 0				
9- 4	0- 1	1- 1	NON-CONFERENCE	0- 0	2- 1	6- 1				
7- 1	0- 0	0- 0	HOME	0- 0	2- 1	5- 0				
2- 3	0- 1	1- 1	AWAY	0- 0	0- 0	1- 1				
0- 0	0- 0	0- 0	NEUTRAL	0- 0	0- 0	0- 0				
5- 8	0- 5	0- 1	CONFERENCE	1- 2	3- 0	1- 0				
4- 3	0- 2	0- 1	HOME	1- 0	2- 0	1- 0				
1- 5	0- 3	0- 0	AWAY	0- 2	1- 0	0- 0				
0- 0	0- 0	0- 0	NEUTRAL	0- 0	0- 0	0- 0				

RPI 1-25				RPI 26-50				RPI 51-100				RPI 101+			
RPI	S	Opponent	Score	RPI	S	Opponent	Score	RPI	S	Opponent	Score	RPI	S	Opponent	Score
2	A	Notre Dame	72 92	31	A	Elon	78 68	51	H	Georgia Tech	70 65	105	H	Clemson	68 56
9	A	Duke	43 71	32	H	North Carolina St.	50 65	54	A	Virginia	57 60	106	A	North Carolina	80 77
9	H	Duke	53 79	39	A	James Madison	76 83	71	A	Virginia Tech	70 72	120	H	Navy	75 65
10	A	Florida St.	60 102									134	H	Radford	60 68
19	H	Miami (FL)	56 79									137	H	VCU	60 54
25	A	LSU	57 60									143	H	Pittsburgh	57 48
												166	H	Boston College	71 55
												181	H	Xavier	58 45
												189	A	Illinois	79 70
												197	A	Seton Hall	63 70
												213	H	Rutgers	55 43
												230	H	Samford	51 40
												241	H	Furman	59 52
												288	H	Eastern Mich.	89 61
LAST 12 Division I GAMES:															
		9	H	Duke	53	79				166	H	Boston College	71	55	
		54	A	Virginia	57	60				51	H	Georgia Tech	70	65	
		10	A	Florida St.	60	102				106	A	North Carolina	80	77	
		143	H	Pittsburgh	57	48				71	A	Virginia Tech	70	72	
		19	H	Miami (FL)	56	79				105	H	Clemson	68	56	
		9	A	Duke	43	71				32	H	North Carolina St.	50	65	

Non-Div I Games:

Wake Forest

■ Loss,
■ Non-Conf,
■ S Site,
■ H Home
■ A Away
N Neutral

Average RPI Win: 108		WON-LOST	WINNING	LAST 10	STRENGTH OF		OPP. STRENGTH	TEAM	ADJ.	CONF.	ADJ CONF.
Average RPI Loss: 8		RECORD	PCT. RANK	GAMES	SCHEDULE		OF SCHEDULE	RPI	RPI	RPI	RPI
DIV. I ONLY		24- 4	8	4- 3	22		17	6	6	1	1
DIV. I NON-CONF.		12- 1	7	0- 1	49		100	6	6	1	1
TOTALS		RPI 1-25	RPI 26-50		W-L RECORDS		RPI 51-100	RPI 101-150		RPI 150+	
24- 4		2- 4	3- 0		OVERALL		9- 0	4- 0		6- 0	
14- 1		2- 1	1- 0		HOME		5- 0	3- 0		3- 0	
10- 3		0- 3	2- 0		AWAY		4- 0	1- 0		3- 0	
0- 0		0- 0	0- 0		NEUTRAL		0- 0	0- 0		0- 0	
12- 1		1- 1	0- 0		NON-CONFERENCE		3- 0	2- 0		6- 0	
8- 0		1- 0	0- 0		HOME		2- 0	2- 0		3- 0	
4- 1		0- 1	0- 0		AWAY		1- 0	0- 0		3- 0	
0- 0		0- 0	0- 0		NEUTRAL		0- 0	0- 0		0- 0	
12- 3		1- 3	3- 0		CONFERENCE		6- 0	2- 0		0- 0	
6- 1		1- 1	1- 0		HOME		3- 0	1- 0		0- 0	
6- 2		0- 2	2- 0		AWAY		3- 0	1- 0		0- 0	
0- 0		0- 0	0- 0		NEUTRAL		0- 0	0- 0		0- 0	

RPI	S	Opponent	Score	RPI	S	Opponent	Score	RPI	S	Opponent	Score	RPI	S	Opponent	Score
2	A	Notre Dame	60 71	27	A	Oregon	99 77	53	H	Colorado St.	101 68	111	A	Arizona	90 73
5	A	Oregon St.	70 73	28	A	Arizona St.	65 54	58	H	Southern California	77 67	111	H	Arizona	91 55
11	H	Stanford	68 72	28	H	Arizona St.	70 57	68	H	Boise St.	92 66	123	H	Idaho	105 53
12	A	UCLA	79 90					70	A	Utah	82 53	133	H	Eastern Wash.	100 52
12	H	UCLA	82 70					74	H	California	90 67	170	H	CSUN	101 44
24	H	Missouri	79 66					86	A	Colorado	79 75	174	H	Fresno St.	85 54
								91	A	BYU	82 70	215	A	Seattle U	94 64
								94	A	Washington St.	87 44	221	A	Grand Canyon	101 66
								94	H	Washington St.	94 63	257	A	Portland	83 53
												277	H	Savannah St.	87 36
LAST 12 Division I GAMES:															
2	A	Notre Dame	60 71	11	H	Stanford	68 72								
12	A	UCLA	79 90	74	H	California	90 67								
28	H	Arizona St.	70 57	94	A	Washington St.	87 44								
111	H	Arizona	91 55	28	A	Arizona St.	65 54								
86	A	Colorado	79 75	111	A	Arizona	90 73								
70	A	Utah	82 53	12	H	UCLA	82 70								

Non-Div I Games:

Washington

■ Loss,
■ Non-Conf, S Site,
■ Home
■ Away
N Neutral

Average RPI Win:	114	WON-LOST	WINNING	LAST 10	STRENGTH OF	OPP. STRENGTH	TEAM	ADJ.	CONF.	ADJ CONF.
Average RPI Loss:	50	RECORD	PCT. RANK	GAMES	SCHEDULE	OF SCHEDULE	RPI	RPI	RPI	RPI
DIV. I ONLY	10- 16	237	2- 8	6	13	94	94	1	1	
DIV. I NON-CONF.	5- 6	186	0- 0	24	86	117	117	1	1	
TOTALS	RPI 1-25	RPI 26-50	W-L RECORDS	RPI 51-100	RPI 101-150	RPI 150+				
10- 16	1- 6	1- 2	OVERALL	3- 5	2- 3	3- 0				
7- 6	1- 2	0- 1	HOME	2- 2	2- 1	2- 0				
2- 9	0- 3	1- 1	AWAY	1- 3	0- 2	0- 0				
1- 1	0- 1	0- 0	NEUTRAL	0- 0	0- 0	1- 0				
5- 6	0- 2	0- 0	NON-CONFERENCE	0- 3	2- 1	3- 0				
4- 2	0- 0	0- 0	HOME	0- 2	2- 0	2- 0				
0- 3	0- 1	0- 0	AWAY	0- 1	0- 1	0- 0				
1- 1	0- 1	0- 0	NEUTRAL	0- 0	0- 0	1- 0				
5- 10	1- 4	1- 2	CONFERENCE	3- 2	0- 2	0- 0				
3- 4	1- 2	0- 1	HOME	2- 0	0- 1	0- 0				
2- 6	0- 2	1- 1	AWAY	1- 2	0- 1	0- 0				
0- 0	0- 0	0- 0	NEUTRAL	0- 0	0- 0	0- 0				

RPI 1-25				RPI 26-50				RPI 51-100 Team's RPI: 94				RPI 101+			
RPI	S	Opponent	Score	RPI	S	Opponent	Score	RPI	S	Opponent	Score	RPI	S	Opponent	Score
5	A	Oregon St.	58 80	27	A	Oregon	75 59	58	A	Southern California	64 80	103	A	Saint Louis	70 73
6	A	Washington	63 94	28	A	Arizona St.	49 68	58	H	Southern California	74 57	111	A	Arizona	55 56
6	H	Washington	44 87	28	H	Arizona St.	58 61	68	H	Boise St.	73 77	111	H	Arizona	62 70
11	H	Stanford	54 76					69	H	Oklahoma St.	72 79	124	H	St. Mary's (CA)	85 69
12	H	UCLA	82 73					70	A	Utah	61 55	145	H	San Francisco	73 35
15	A	Kentucky	67 69					74	H	California	84 79	198	H	Loyola Marymount	92 45
20	N	Maryland	69 79					76	A	Gonzaga	61 79	199	N	Nebraska	79 65
								86	A	Colorado	58 70	228	H	San Diego	83 73
LAST 12 Division I GAMES:															
58	A	Southern California	64 80	11	H	Stanford	54 76								
111	H	Arizona	62 70	6	H	Washington	44 87								
28	H	Arizona St.	58 61	111	A	Arizona	55 56								
70	A	Utah	61 55	28	A	Arizona St.	49 68								
86	A	Colorado	58 70	58	H	Southern California	74 57								
74	H	California	84 79	12	H	UCLA	82 73								

Non-Div I Games:

Washington St.

Average RPI Win:	279	WON-LOST	WINNING	LAST 10	STRENGTH OF	OPP. STRENGTH	TEAM	ADJ.	CONF.	ADJ CONF.
Average RPI Loss:	123	RECORD	PCT. RANK	GAMES	SCHEDULE	OF SCHEDULE	RPI	RPI	RPI	RPI
DIV. I ONLY	10- 13	216	4- 6	211	244	219	219	19	19	
DIV. I NON-CONF.	4- 5	198	0- 0	304	223	235	235	18	18	
TOTALS	RPI 1-25	RPI 26-50	W-L RECORDS	RPI 51-100	RPI 101-150	RPI 150+				
10- 13	0- 0	0- 0	OVERALL	0- 3	0- 7	10- 3				
5- 5	0- 0	0- 0	HOME	0- 1	0- 2	5- 2				
5- 7	0- 0	0- 0	AWAY	0- 2	0- 4	5- 1				
0- 1	0- 0	0- 0	NEUTRAL	0- 0	0- 1	0- 0				
4- 5	0- 0	0- 0	NON-CONFERENCE	0- 2	0- 1	4- 2				
1- 2	0- 0	0- 0	HOME	0- 0	0- 0	1- 2				
3- 2	0- 0	0- 0	AWAY	0- 2	0- 0	3- 0				
0- 1	0- 0	0- 0	NEUTRAL	0- 0	0- 1	0- 0				
6- 8	0- 0	0- 0	CONFERENCE	0- 1	0- 6	6- 1				
4- 3	0- 0	0- 0	HOME	0- 1	0- 2	4- 0				
2- 5	0- 0	0- 0	AWAY	0- 0	0- 4	2- 1				
0- 0	0- 0	0- 0	NEUTRAL	0- 0	0- 0	0- 0				

RPI S	Opponent	Score	RPI S	Opponent	Score	RPI S	Opponent	Score	RPI S	Opponent	Score	Team's RPI: 219
						70	A Utah	52 71	116	N Stetson	68 70	
						83	H Montana St.	68 83	121	A North Dakota	67 83	
						91	A BYU	64 73	121	H North Dakota	65 70	
									123	A Idaho	77 95	
									125	A Northern Colo.	62 86	
									125	H Northern Colo.	79 88	
									133	A Eastern Wash.	85 99	
									152	A Idaho St.	52 57	
									152	H Idaho St.	50 43	
									170	H CSUN	78 89	
									174	H Fresno St.	57 60	
									232	H Portland St.	85 75	
									257	H Portland	76 37	
									279	H Sacramento St.	66 60	
									283	A FIU	64 61	
									295	A Southern Utah	73 68	
									305	A Northern Ariz.	75 64	
									323	A Air Force	76 61	
									330	H Montana	74 58	
									331	A Utah Valley	64 61	
LAST 12 Division I GAMES:												
121	A	North Dakota	67	83	152	A	Idaho St.	52	57			
125	A	Northern Colo.	62	86	125	H	Northern Colo.	79	88			
232	H	Portland St.	85	75	121	H	North Dakota	65	70			
279	H	Sacramento St.	66	60	133	A	Eastern Wash.	85	99			
305	A	Northern Ariz.	75	64	123	A	Idaho	77	95			
295	A	Southern Utah	73	68	152	H	Idaho St.	50	43			

Non-Div I Games: Cal St. San B'dino 75 69 Westminster (UT) 81 68

Weber St.

Loss, Non-Conf, S Site, H Home A Away N Neutral

Average RPI Win: 180		WON-LOST	WINNING	LAST 10	STRENGTH OF	OPP. STRENGTH	TEAM	ADJ.	CONF.	ADJ CONF.
Average RPI Loss: 32		RECORD	PCT. RANK	GAMES	SCHEDULE	OF SCHEDULE	RPI	RPI	RPI	RPI
DIV. I ONLY		18- 9	83	4- 6	64	57	55	55	4	4
DIV. I NON-CONF.		12- 0	1	0- 0	287	306	59	59	3	3
TOTALS		RPI 1-25	RPI 26-50		W-L RECORDS		RPI 51-100	RPI 101-150	RPI 150+	
18- 9	2- 6	1- 0		OVERALL		2- 3	2- 0	11- 0		
13- 3	2- 2	0- 0		HOME		2- 1	1- 0	8- 0		
2- 6	0- 4	0- 0		AWAY		0- 2	1- 0	1- 0		
3- 0	0- 0	1- 0		NEUTRAL		0- 0	0- 0	2- 0		
12- 0	0- 0	1- 0		NON-CONFERENCE		0- 0	1- 0	10- 0		
9- 0	0- 0	0- 0		HOME		0- 0	1- 0	8- 0		
0- 0	0- 0	0- 0		AWAY		0- 0	0- 0	0- 0		
3- 0	0- 0	1- 0		NEUTRAL		0- 0	0- 0	2- 0		
6- 9	2- 6	0- 0		CONFERENCE		2- 3	1- 0	1- 0		
4- 3	2- 2	0- 0		HOME		2- 1	0- 0	0- 0		
2- 6	0- 4	0- 0		AWAY		0- 2	1- 0	1- 0		
0- 0	0- 0	0- 0		NEUTRAL		0- 0	0- 0	0- 0		

RPI 1-25				RPI 26-50				RPI 51-100				RPI 101+			
RPI	S	Opponent	Score	RPI	S	Opponent	Score	RPI	S	Opponent	Score	RPI	S	Opponent	Score
7	A	Texas	54 69	38	N	Auburn	56 52	63	A	Iowa St.	53 68	109	H	Ole Miss	66 61
7	H	Texas	63 73					63	H	Iowa St.	55 80	135	A	TCU	83 61
8	A	Baylor	73 79					69	H	Oklahoma St.	79 53	153	N	East Carolina	79 47
8	H	Baylor	56 91					97	A	Texas Tech	66 75	154	A	Kansas	62 51
14	A	Oklahoma	87 90					97	H	Texas Tech	89 79	185	H	Morehead St.	94 53
14	H	Oklahoma	83 73									244	H	Howard	95 49
21	A	Kansas St.	71 86									250	H	Charleston So.	88 38
21	H	Kansas St.	66 59									270	H	High Point	82 59
												280	N	N.C. A&T	80 64
												284	H	Coppin St.	69 39
												286	H	Mt. St. Mary's	77 45
												317	H	USC Upstate	91 33
												338	H	Longwood	107 40
LAST 12 Division I GAMES:															
63	A	Iowa St.	53 68	97	H	Texas Tech	89 79								
21	H	Kansas St.	66 59	8	A	Baylor	73 79								
69	H	Oklahoma St.	79 53	154	A	Kansas	62 51								
14	A	Oklahoma	87 90	7	H	Texas	63 73								
63	H	Iowa St.	55 80	97	A	Texas Tech	66 75								
7	A	Texas	54 69	14	H	Oklahoma	83 73								

Average RPI Win: 277	WON-LOST	WINNING	LAST 10	STRENGTH OF	OPP. STRENGTH	TEAM	ADJ.	CONF.	ADJ CONF.
Average RPI Loss: 168	RECORD	PCT. RANK	GAMES	SCHEDULE	OF SCHEDULE	RPI	RPI	RPI	RPI
DIV. I ONLY	6- 21	310	2- 8	163	272	291	291	17	17
DIV. I NON-CONF.	4- 10	259	0- 0	181	312	259	259	20	20
TOTALS	RPI 1-25	RPI 26-50	W-L RECORDS	RPI 51-100	RPI 101-150	RPI 150+			
6- 21	0- 1	0- 0	OVERALL	0- 5	0- 4	6- 11			
4- 7	0- 0	0- 0	HOME	0- 2	0- 0	4- 5			
2- 12	0- 1	0- 0	AWAY	0- 3	0- 2	2- 6			
0- 2	0- 0	0- 0	NEUTRAL	0- 0	0- 2	0- 0			
4- 10	0- 1	0- 0	NON-CONFERENCE	0- 1	0- 4	4- 4			
2- 3	0- 0	0- 0	HOME	0- 0	0- 0	2- 3			
2- 5	0- 1	0- 0	AWAY	0- 1	0- 2	2- 1			
0- 2	0- 0	0- 0	NEUTRAL	0- 0	0- 2	0- 0			
2- 11	0- 0	0- 0	CONFERENCE	0- 4	0- 0	2- 7			
2- 4	0- 0	0- 0	HOME	0- 2	0- 0	2- 2			
0- 7	0- 0	0- 0	AWAY	0- 2	0- 0	0- 5			
0- 0	0- 0	0- 0	NEUTRAL	0- 0	0- 0	0- 0			

RPI 1-25				RPI 26-50				RPI 51-100				RPI 101+				Team's RPI: 291	
RPI	S	Opponent	Score	RPI	S	Opponent	Score	RPI	S	Opponent	Score	RPI	S	Opponent	Score		
10	A	Florida St.	41 90					87	A	Chattanooga	46 67	105	A	Clemson	63 78		
								87	H	Chattanooga	48 60	132	N	Duquesne	50 65		
								89	A	Georgia	43 78	134	A	Radford	39 67		
								93	A	Mercer	53 84	145	N	San Francisco	52 73		
								93	H	Mercer	57 59	194	A	ETSU	57 76		
												194	H	ETSU	55 72		
												200	H	Campbell	48 50		
												205	A	UNCG	45 62		
												230	A	Samford	50 51		
												230	H	Samford	42 49		
												237	H	UT Martin	72 84		
												241	A	Furman	44 73		
												241	H	Furman	75 72		
												248	A	UNC Asheville	53 62		
												250	H	Charleston So.	58 53		
												260	A	Wofford	59 68		
												260	H	Wofford	69 66		
												270	H	High Point	73 64		
												299	A	Eastern Ky.	72 61		
												313	H	Gardner-Webb	60 68		
												339	A	Florida A&M	62 61		
LAST 12 Division I GAMES:																	
				87	H	Chattanooga	48 60					205	A	UNCG	45 62		
				194	H	ETSU	55 72					194	A	ETSU	57 76		
				230	A	Samford	50 51					87	A	Chattanooga	46 67		
				93	A	Mercer	53 84					93	H	Mercer	57 59		
				260	H	Wofford	69 66					230	H	Samford	42 49		
				241	H	Furman	75 72					241	A	Furman	44 73		

Non-Div I Games: North Greenville 95 48

Western Caro.

■ Loss,
 ■ Non-Conf,
 ■ S Site,
 ■ Home
 ■ A Away
 N Neutral

Average RPI Win:	224	WON-LOST	WINNING	LAST 10	STRENGTH OF	OPP. STRENGTH	TEAM	ADJ.	CONF.	ADJ CONF.
Average RPI Loss:	64	RECORD	PCT. RANK	GAMES	SCHEDULE	OF SCHEDULE	RPI	RPI	RPI	RPI
DIV. I ONLY	19- 6	39	8- 2	240	134	80	80	11	11	
DIV. I NON-CONF.	8- 3	67	0- 0	272	207	94	94	9	9	
TOTALS	RPI 1-25	RPI 26-50	W-L RECORDS	RPI 51-100	RPI 101-150	RPI 150+				
19- 6	0- 1	1- 2	OVERALL	2- 2	4- 1	12- 0				
9- 1	0- 0	1- 0	HOME	1- 1	2- 0	5- 0				
10- 5	0- 0	0- 0	AWAY	1- 0	2- 0	7- 0				
0- 0	0- 0	0- 0	NEUTRAL	0- 0	0- 0	0- 0				
8- 3	0- 1	0- 1	NON-CONFERENCE	1- 0	0- 1	7- 0				
4- 0	0- 0	0- 0	HOME	1- 0	0- 0	3- 0				
4- 3	0- 1	0- 1	AWAY	0- 0	0- 1	4- 0				
0- 0	0- 0	0- 0	NEUTRAL	0- 0	0- 0	0- 0				
11- 3	0- 0	1- 1	CONFERENCE	1- 2	4- 0	5- 0				
5- 1	0- 0	1- 0	HOME	0- 1	2- 0	2- 0				
6- 2	0- 0	0- 1	AWAY	1- 1	2- 0	3- 0				
0- 0	0- 0	0- 0	NEUTRAL	0- 0	0- 0	0- 0				

RPI 1-25				RPI 26-50				RPI 51-100 Team's RPI: 80				RPI 101+			
RPI	S	Opponent	Score	RPI	S	Opponent	Score	RPI	S	Opponent	Score	RPI	S	Opponent	Score
24	A	Missouri	68 71	37	A	South Dakota St.	58 73	62	A	South Dakota	86 78	147	A	Milwaukee	68 76
				37	H	South Dakota St.	83 77	66	A	IUPUI	52 66	148	A	Oral Roberts	76 62
				45	A	Marquette	61 77	66	H	IUPUI	72 76	148	H	Oral Roberts	76 72
								82	H	Northern Ill.	83 79	150	A	Omaha	78 74
												150	H	Omaha	80 63
												206	A	SIUE	76 74
												212	H	Bradley	91 77
												278	A	Southeast Mo. St.	100 87
												289	A	North Dakota St.	87 60
												289	H	North Dakota St.	110 81
												296	H	Eastern Ill.	83 62
												306	H	Illinois St.	80 50
												310	A	Denver	80 68
												310	H	Denver	87 62
												318	A	UMKC	78 65
												321	A	Fort Wayne	75 53
												336	A	Chicago St.	54 50
LAST 12 Division I GAMES:															
				37	H	South Dakota St.	83 77	66	H	IUPUI	72 76				
				310	A	Denver	80 68	37	A	South Dakota St.	58 73				
				289	A	North Dakota St.	87 60	289	H	North Dakota St.	110 81				
				150	H	Omaha	80 63	150	A	Omaha	78 74				
				148	A	Oral Roberts	76 62	148	H	Oral Roberts	76 72				
				62	A	South Dakota	86 78	310	H	Denver	87 62				

Non-Div I Games: Graceland (IA) 118 40 Monmouth (IL) 113 29

Western Ill.

Loss, Non-Conf, S Site, H Home A Away N Neutral

Average RPI Win:	201	WON-LOST	WINNING	LAST 10	STRENGTH OF	OPP. STRENGTH	TEAM	ADJ.	CONF.	ADJ CONF.
Average RPI Loss:	79	RECORD	PCT. RANK	GAMES	SCHEDULE	OF SCHEDULE	RPI	RPI	RPI	RPI
DIV. I ONLY	20- 6	35	6- 0	146	115	56	56	14	14	
DIV. I NON-CONF.	8- 4	97	1- 0	139	97	95	95	16	16	
TOTALS	RPI 1-25	RPI 26-50	W-L RECORDS	RPI 51-100	RPI 101-150	RPI 150+				
20- 6	0- 2	1- 1	OVERALL	3- 0	3- 2	13- 1				
12- 1	0- 0	1- 0	HOME	1- 0	2- 1	8- 0				
7- 3	0- 1	0- 0	AWAY	1- 0	1- 1	5- 1				
1- 2	0- 1	0- 1	NEUTRAL	1- 0	0- 0	0- 0				
8- 4	0- 2	1- 1	NON-CONFERENCE	1- 0	1- 1	5- 0				
5- 1	0- 0	1- 0	HOME	0- 0	1- 1	3- 0				
2- 1	0- 1	0- 0	AWAY	0- 0	0- 0	2- 0				
1- 2	0- 1	0- 1	NEUTRAL	1- 0	0- 0	0- 0				
12- 2	0- 0	0- 0	CONFERENCE	2- 0	2- 1	8- 1				
7- 0	0- 0	0- 0	HOME	1- 0	1- 0	5- 0				
5- 2	0- 0	0- 0	AWAY	1- 0	1- 1	3- 1				
0- 0	0- 0	0- 0	NEUTRAL	0- 0	0- 0	0- 0				

RPI 1-25				RPI 26-50				RPI 51-100 Team's RPI: 56				RPI 101+			
RPI	S	Opponent	Score	RPI	S	Opponent	Score	RPI	S	Opponent	Score	RPI	S	Opponent	Score
13	A	Louisville	61 68	40	H	Indiana	85 74	79	A	Middle Tenn.	82 75	102	A	Charlotte	85 89
17	N	DePaul	69 77	46	N	George Washington	49 68	79	H	Middle Tenn.	66 51	107	H	UT Arlington	68 71
								99	N	Kent St.	79 73	122	H	Southern Miss.	79 53
												127	H	Ball St.	68 61
												131	A	Old Dominion	67 62
												158	H	Louisiana Tech	67 58
												183	A	UAB	62 52
												183	H	UAB	60 48
												188	A	UTSA	77 80
												191	H	Col. of Charleston	89 76
												252	A	Marshall	78 64
												252	H	Marshall	73 57
												272	A	Austin Peay	85 65
												283	H	FIU	90 38
												290	H	Lipscomb	87 35
												299	A	Eastern Ky.	90 63
												300	A	UTEP	71 54
												328	H	Fla. Atlantic	76 55
												349	H	Alabama A&M	96 32
LAST 12 Division I GAMES:															
		99 N Kent St.	79 73			188 A UTSA	77 80								
		183 A UAB	62 52			300 A UTEP	71 54								
		79 A Middle Tenn.	82 75			252 H Marshall	73 57								
		252 A Marshall	78 64			79 H Middle Tenn.	66 51								
		122 H Southern Miss.	79 53			183 H UAB	60 48								
		158 H Louisiana Tech	67 58			131 A Old Dominion	67 62								

Non-Div I Games:

Western Ky.

■ Loss,
■ Non-Conf,
■ S Site,
■ H Home
■ A Away
N Neutral

Average RPI Win:	269	WON-LOST	WINNING	LAST 10	STRENGTH OF	OPP. STRENGTH	TEAM	ADJ.	CONF.	ADJ CONF.
Average RPI Loss:	72	RECORD	PCT. RANK	GAMES	SCHEDULE	OF SCHEDULE	RPI	RPI	RPI	RPI
DIV. I ONLY	16- 9	100	4- 6	322	113	175	175	10	10	
DIV. I NON-CONF.	9- 2	37	0- 0	348	166	183	183	11	11	
TOTALS	RPI 1-25	RPI 26-50	W-L RECORDS	RPI 51-100	RPI 101-150	RPI 150+				
16- 9	0- 0	0- 4	OVERALL	0- 4	0- 1	16- 0				
7- 4	0- 0	0- 1	HOME	0- 3	0- 0	7- 0				
8- 5	0- 0	0- 0	AWAY	0- 1	0- 0	8- 0				
1- 0	0- 0	0- 0	NEUTRAL	0- 0	0- 0	1- 0				
9- 2	0- 0	0- 2	NON-CONFERENCE	0- 0	0- 0	9- 0				
4- 1	0- 0	0- 1	HOME	0- 0	0- 0	4- 0				
4- 1	0- 0	0- 1	AWAY	0- 0	0- 0	4- 0				
1- 0	0- 0	0- 0	NEUTRAL	0- 0	0- 0	1- 0				
7- 7	0- 0	0- 2	CONFERENCE	0- 4	0- 1	7- 0				
3- 3	0- 0	0- 0	HOME	0- 3	0- 0	3- 0				
4- 4	0- 0	0- 2	AWAY	0- 1	0- 1	4- 0				
0- 0	0- 0	0- 0	NEUTRAL	0- 0	0- 0	0- 0				

RPI S	Opponent	Score	RPI S	Opponent	Score	RPI S	Opponent	Score	RPI S	Opponent	Score	Team's RPI: 175
34	A Michigan	40 66	81	H Buffalo	47 62	127	A Ball St.	56 61				
42	A Central Mich.	83 94	82	A Northern Ill.	62 67	169	A Detroit Mercy	75 65				
47	H Michigan St.	64 68	84	H Toledo	66 72	212	H Bradley	83 64				
49	A Ohio	67 80	99	H Kent St.	67 71	223	A Akron	73 57				
						223	H Akron	73 60				
						235	A Miami (OH)	85 60				
						259	A Bowling Green	74 53				
						259	H Bowling Green	75 58				
						274	H Davidson	76 63				
						288	A Eastern Mich.	76 67				
						288	H Eastern Mich.	70 60				
						289	A North Dakota St.	68 63				
						299	N Eastern Ky.	74 59				
						316	H Loyola Chicago	65 53				
						318	A UMKC	66 54				
						321	H Fort Wayne	61 35				
						336	A Chicago St.	64 51				
LAST 12 Division I GAMES:												
288	H Eastern Mich.	70 60	49	A Ohio	67 80							
259	A Bowling Green	74 53	223	A Akron	73 57							
42	A Central Mich.	83 94	99	H Kent St.	67 71							
84	H Toledo	66 72	288	A Eastern Mich.	76 67							
82	A Northern Ill.	62 67	259	H Bowling Green	75 58							
81	H Buffalo	47 62	127	A Ball St.	56 61							

Non-Div I Games:

Western Mich.

■ Loss,
■ Non-Conf,
■ S Site,
■ H Home
■ A Away
N Neutral

Average RPI Win:	229	WON-LOST	WINNING	LAST 10	STRENGTH OF	OPP. STRENGTH	TEAM	ADJ.	CONF.	ADJ CONF.
Average RPI Loss:	131	RECORD	PCT. RANK	GAMES	SCHEDULE	OF SCHEDULE	RPI	RPI	RPI	RPI
DIV. I ONLY	11- 13	203	6- 4	189	124	216	216	16	16	
DIV. I NON-CONF.	5- 6	186	0- 0	106	56	182	182	14	14	
TOTALS	RPI 1-25	RPI 26-50	W-L RECORDS	RPI 51-100	RPI 101-150	RPI 150+				
11- 13	1- 2	0- 2	OVERALL	1- 2	0- 1	9- 6				
7- 6	1- 0	0- 2	HOME	1- 1	0- 0	5- 3				
3- 5	0- 1	0- 0	AWAY	0- 0	0- 1	3- 3				
1- 2	0- 1	0- 0	NEUTRAL	0- 1	0- 0	1- 0				
5- 6	1- 2	0- 1	NON-CONFERENCE	1- 1	0- 1	3- 1				
4- 2	1- 0	0- 1	HOME	1- 0	0- 0	2- 1				
0- 2	0- 1	0- 0	AWAY	0- 0	0- 1	0- 0				
1- 2	0- 1	0- 0	NEUTRAL	0- 1	0- 0	1- 0				
6- 7	0- 0	0- 1	CONFERENCE	0- 1	0- 0	6- 5				
3- 4	0- 0	0- 1	HOME	0- 1	0- 0	3- 2				
3- 3	0- 0	0- 0	AWAY	0- 0	0- 0	3- 3				
0- 0	0- 0	0- 0	NEUTRAL	0- 0	0- 0	0- 0				

RPI 1-25				RPI 26-50				RPI 51-100				RPI 101+ Team's RPI: 216			
RPI	S	Opponent	Score	RPI	S	Opponent	Score	RPI	S	Opponent	Score	RPI	S	Opponent	Score
11	N	Stanford	39 87	36	H	Drake	78 83	65	H	UNI	61 63	107	A	UT Arlington	70 74
22	H	Creighton	62 54	37	H	South Dakota St.	58 78	98	N	Purdue	49 86	161	A	Missouri St.	62 73
24	A	Missouri	57 64					100	H	Abilene Christian	81 62	161	H	Missouri St.	60 65
												168	N	Northeastern	87 73
												190	A	Southern Ill.	54 77
												190	H	Southern Ill.	58 61
												201	A	Indiana St.	56 42
												212	H	Bradley	65 54
												266	A	Evansville	74 67
												266	H	Evansville	69 68
												306	A	Illinois St.	50 54
												306	H	Illinois St.	67 45
												316	A	Loyola Chicago	83 64
												318	H	UMKC	54 56
												326	H	Arkansas St.	69 51
												332	H	Incarinate Word	73 63
LAST 12 Division I GAMES:															
306	A	Illinois St.	50 54	306	H	Illinois St.	67 45								
190	H	Southern Ill.	58 61	212	H	Bradley	65 54								
266	H	Evansville	69 68	266	A	Evansville	74 67								
161	H	Missouri St.	60 65	190	A	Southern Ill.	54 77								
316	A	Loyola Chicago	83 64	161	A	Missouri St.	62 73								
201	A	Indiana St.	56 42	65	H	UNI	61 63								

Non-Div I Games:

Wichita St.

■ Loss,
■ Non-Conf,
■ S Site,
■ H Home
■ A Away
N Neutral

William & Mary

Through Games Of Feb. 18, 2017

Average RPI Win:	218	WON-LOST	WINNING	LAST 10	STRENGTH OF	OPP. STRENGTH	TEAM	ADJ.	CONF.	ADJ CONF.
Average RPI Loss:	121	RECORD	PCT. RANK	GAMES	SCHEDULE	OF SCHEDULE	RPI	RPI	RPI	RPI
DIV. I ONLY	16- 9	100	3- 7	253	123	151	151	9	9	
DIV. I NON-CONF.	10- 1	15	0- 0	300	311	96	96	8	8	
TOTALS	RPI 1-25	RPI 26-50	W-L RECORDS	RPI 51-100	RPI 101-150	RPI 150+				
16- 9	0- 0	0- 2	OVERALL	0- 2	2- 1	14- 4				
9- 5	0- 0	0- 2	HOME	0- 1	0- 1	9- 1				
7- 4	0- 0	0- 0	AWAY	0- 1	2- 0	5- 3				
0- 0	0- 0	0- 0	NEUTRAL	0- 0	0- 0	0- 0				
10- 1	0- 0	0- 0	NON-CONFERENCE	0- 1	1- 0	9- 0				
6- 1	0- 0	0- 0	HOME	0- 1	0- 0	6- 0				
4- 0	0- 0	0- 0	AWAY	0- 0	1- 0	3- 0				
0- 0	0- 0	0- 0	NEUTRAL	0- 0	0- 0	0- 0				
6- 8	0- 0	0- 2	CONFERENCE	0- 1	1- 1	5- 4				
3- 4	0- 0	0- 2	HOME	0- 0	0- 1	3- 1				
3- 4	0- 0	0- 0	AWAY	0- 1	1- 0	2- 3				
0- 0	0- 0	0- 0	NEUTRAL	0- 0	0- 0	0- 0				

RPI S	Opponent	Score	RPI S	Opponent	Score	RPI S	Opponent	Score	RPI S	Opponent	Score	Team's RPI: 151
31	H Elon	58 60	39	H James Madison	64 79	59	A Drexel	48 65	130	A Delaware	60 49	
						72	H St. John's (NY)	57 73	130	H Delaware	54 68	
									131	A Old Dominion	69 58	
									153	H East Carolina	82 72	
									168	A Northeastern	68 54	
									168	H Northeastern	60 58	
									186	A Hofstra	61 64	
									186	H Hofstra	81 65	
									191	A Col. of Charleston	60 70	
									191	H Col. of Charleston	69 71	
									193	A Towson	60 64	
									193	H Towson	68 55	
									210	A American	48 34	
									214	A UNCW	57 43	
									225	H Richmond	67 39	
									236	H Dartmouth	63 50	
									256	H Saint Francis (PA)	73 60	
									273	A Norfolk St.	65 52	
									286	H Mt. St. Mary's	68 46	
									317	A USC Upstate	49 46	
									347	H Delaware St.	82 48	
LAST 12 Division I GAMES:												
191	H Col. of Charleston	69 71	39	H James Madison	64 79	130	H Delaware	54 68				
193	H Towson	68 55	59	A Drexel	48 65	31	H Elon	58 60				
			186	H Hofstra	81 65	193	A Towson	60 64				
			186	A Hofstra	61 64	214	A UNCW	57 43				
			168	A Northeastern	68 54	168	H Northeastern	60 58				

Non-Div I Games:

William & Mary

Loss, Non-Conf, S Site, H Home A Away N Neutral

Winthrop

Through Games Of Feb. 18, 2017

Average RPI Win:	338	WON-LOST	WINNING	LAST 10	STRENGTH OF	OPP. STRENGTH	TEAM	ADJ.	CONF.	ADJ CONF.
Average RPI Loss:	192	RECORD	PCT. RANK	GAMES	SCHEDULE	OF SCHEDULE	RPI	RPI	RPI	RPI
DIV. I ONLY	1- 24	347	1- 9	165	312	333	333	28	28	
DIV. I NON-CONF.	0- 11	335	0- 0	41	177	296	296	28	28	
TOTALS	RPI 1-25	RPI 26-50	W-L RECORDS	RPI 51-100	RPI 101-150	RPI 150+				
1- 24	0- 2	0- 2	OVERALL	0- 2	0- 2	1- 16				
1- 11	0- 0	0- 0	HOME	0- 1	0- 1	1- 9				
0- 10	0- 1	0- 1	AWAY	0- 0	0- 1	0- 7				
0- 3	0- 1	0- 1	NEUTRAL	0- 1	0- 0	0- 0				
0- 11	0- 2	0- 2	NON-CONFERENCE	0- 2	0- 0	0- 5				
0- 5	0- 0	0- 0	HOME	0- 1	0- 0	0- 4				
0- 3	0- 1	0- 1	AWAY	0- 0	0- 0	0- 1				
0- 3	0- 1	0- 1	NEUTRAL	0- 1	0- 0	0- 0				
1- 13	0- 0	0- 0	CONFERENCE	0- 0	0- 2	1- 11				
1- 6	0- 0	0- 0	HOME	0- 0	0- 1	1- 5				
0- 7	0- 0	0- 0	AWAY	0- 0	0- 1	0- 6				
0- 0	0- 0	0- 0	NEUTRAL	0- 0	0- 0	0- 0				

RPI 1-25				RPI 26-50				RPI 51-100				RPI 101+ Team's RPI: 333			
RPI	S	Opponent	Score	RPI	S	Opponent	Score	RPI	S	Opponent	Score	RPI	S	Opponent	Score
8	A	Baylor	32 140	26	A	Ohio St.	48 88	76	N	Gonzaga	41 71	134	A	Radford	49 74
10	N	Florida St.	35 98	34	N	Michigan	39 76	93	H	Mercer	48 71	134	H	Radford	50 60
												191	H	Col. of Charleston	64 95
												194	A	ETSU	45 62
												200	A	Campbell	32 61
												200	H	Campbell	35 70
												222	H	Presbyterian	39 78
												223	H	Akron	59 80
												242	A	Liberty	51 80
												248	H	UNC Asheville	53 68
												250	A	Charleston So.	52 71
												264	H	Tennessee Tech	50 73
												270	A	High Point	43 88
												270	H	High Point	57 70
												313	A	Gardner-Webb	57 63
												313	H	Gardner-Webb	54 89
												338	A	Longwood	78 83
												338	H	Longwood	78 72
												348	H	South Carolina St.	55 63
LAST 12 Division I GAMES:															
313	A	Gardner-Webb	57 63	242	A	Liberty	51 80								
200	H	Campbell	35 70	338	H	Longwood	78 72								
338	A	Longwood	78 83	222	H	Presbyterian	39 78								
270	H	High Point	57 70	200	A	Campbell	32 61								
134	A	Radford	49 74	250	A	Charleston So.	52 71								
313	H	Gardner-Webb	54 89	248	H	UNC Asheville	53 68								

Non-Div I Games: N.C. Wesleyan 89 40

Winthrop

■ Loss,
 ■ Non-Conf, S Site,
 ■ Home
 ■ Away
 N Neutral

Average RPI Win:	224	WON-LOST	WINNING	LAST 10	STRENGTH OF	OPP. STRENGTH	TEAM	ADJ.	CONF.	ADJ CONF.
Average RPI Loss:	85	RECORD	PCT. RANK	GAMES	SCHEDULE	OF SCHEDULE	RPI	RPI	RPI	RPI
DIV. I ONLY	7- 20	300	2- 8	56	83	207	207	6	6	
DIV. I NON-CONF.	5- 8	218	0- 0	115	222	201	201	6	6	
TOTALS	RPI 1-25	RPI 26-50	W-L RECORDS	RPI 51-100	RPI 101-150	RPI 150+				
7- 20	0- 1	1- 7	OVERALL	0- 5	0- 4	6- 3				
4- 10	0- 0	0- 5	HOME	0- 2	0- 1	4- 2				
2- 9	0- 1	1- 2	AWAY	0- 3	0- 2	1- 1				
1- 1	0- 0	0- 0	NEUTRAL	0- 0	0- 1	1- 0				
5- 8	0- 0	1- 1	NON-CONFERENCE	0- 1	0- 4	4- 2				
2- 5	0- 0	0- 1	HOME	0- 1	0- 1	2- 2				
2- 2	0- 0	1- 0	AWAY	0- 0	0- 2	1- 0				
1- 1	0- 0	0- 0	NEUTRAL	0- 0	0- 1	1- 0				
2- 12	0- 1	0- 6	CONFERENCE	0- 4	0- 0	2- 1				
2- 5	0- 0	0- 4	HOME	0- 1	0- 0	2- 0				
0- 7	0- 1	0- 2	AWAY	0- 3	0- 0	0- 1				
0- 0	0- 0	0- 0	NEUTRAL	0- 0	0- 0	0- 0				

RPI 1-25				RPI 26-50				RPI 51-100				RPI 101+ Team's RPI: 207			
RPI	S	Opponent	Score	RPI	S	Opponent	Score	RPI	S	Opponent	Score	RPI	S	Opponent	Score
20	A	Maryland	40 89	26	A	Ohio St.	61 70	52	H	Dayton	64 83	102	A	Charlotte	48 63
				26	H	Ohio St.	68 96	60	A	Northwestern	43 63	106	H	North Carolina	59 72
				33	A	Green Bay	54 53	64	A	Minnesota	60 88	109	N	Ole Miss	44 69
				34	A	Michigan	66 75	75	A	Penn St.	46 76	147	A	Milwaukee	63 80
				34	H	Michigan	56 73	98	H	Purdue	57 79	152	H	Idaho St.	35 42
				40	H	Indiana	54 78					199	H	Nebraska	82 56
				45	H	Marquette	75 81					213	A	Rutgers	52 68
				47	H	Michigan St.	57 81					213	H	Rutgers	53 41
												243	H	Butler	60 55
												256	H	Saint Francis (PA)	100 103
												265	N	Tennessee St.	80 70
												306	A	Illinois St.	64 46
												311	H	Mississippi Val.	103 61
LAST 12 Division I GAMES:															
213	H	Rutgers	53 41	40	H	Indiana	54 78								
20	A	Maryland	40 89	47	H	Michigan St.	57 81								
34	A	Michigan	66 75	26	A	Ohio St.	61 70								
199	H	Nebraska	82 56	75	A	Penn St.	46 76								
26	H	Ohio St.	68 96	98	H	Purdue	57 79								
60	A	Northwestern	43 63	64	A	Minnesota	60 88								

Non-Div I Games:

Wisconsin

■ Loss,
■ Non-Conf,
■ S Site,
■ H Home
■ A Away
N Neutral

Average RPI Win: 280	WON-LOST	WINNING	LAST 10	STRENGTH OF	OPP. STRENGTH	TEAM	ADJ.	CONF.	ADJ CONF.
Average RPI Loss: 167	RECORD	PCT. RANK	GAMES	SCHEDULE	OF SCHEDULE	RPI	RPI	RPI	RPI
DIV. I ONLY	10- 15	226	0- 9	289	274	260	260	17	17
DIV. I NON-CONF.	8- 5	125	0- 0	310	323	171	171	20	20
TOTALS	RPI 1-25	RPI 26-50	W-L RECORDS	RPI 51-100	RPI 101-150	RPI 150+			
10- 15	0- 0	0- 1	OVERALL	0- 5	0- 1	10- 8			
5- 5	0- 0	0- 0	HOME	0- 2	0- 0	5- 3			
5- 8	0- 0	0- 1	AWAY	0- 1	0- 1	5- 5			
0- 2	0- 0	0- 0	NEUTRAL	0- 2	0- 0	0- 0			
8- 5	0- 0	0- 1	NON-CONFERENCE	0- 2	0- 1	8- 1			
3- 0	0- 0	0- 0	HOME	0- 0	0- 0	3- 0			
5- 3	0- 0	0- 1	AWAY	0- 0	0- 1	5- 1			
0- 2	0- 0	0- 0	NEUTRAL	0- 2	0- 0	0- 0			
2- 10	0- 0	0- 0	CONFERENCE	0- 3	0- 0	2- 7			
2- 5	0- 0	0- 0	HOME	0- 2	0- 0	2- 3			
0- 5	0- 0	0- 0	AWAY	0- 1	0- 0	0- 4			
0- 0	0- 0	0- 0	NEUTRAL	0- 0	0- 0	0- 0			

RPI S	Opponent	Score	RPI S	Opponent	Score	RPI S	Opponent	Score	RPI S	Opponent	Score	Team's RPI: 260
32	A North Carolina St.	40 80	77	N Florida	51 74	150	A Omaha	64 89				
			87	H Chattanooga	61 71	194	H ETSU	69 77				
			93	A Mercer	39 54	205	A UNCG	61 67				
			93	H Mercer	46 61	205	H UNCG	54 48				
			95	N Jacksonville	60 66	214	A UNCW	71 67				
						230	A Samford	54 57				
						230	H Samford	48 55				
						241	A Furman	60 65				
						241	H Furman	49 69				
						248	A UNC Asheville	65 84				
						250	A Charleston So.	59 45				
						271	H Coastal Caro.	67 62				
						276	A Kennesaw St.	78 49				
						285	A North Florida	79 60				
						291	A Western Caro.	66 69				
						291	H Western Caro.	68 59				
						313	H Gardner-Webb	75 66				
						343	A N.C. Central	64 54				
						348	H South Carolina St.	66 65				
LAST 12 Division I GAMES:												
230	H Samford	48 55	87	H Chattanooga	61 71							
93	H Mercer	46 61	93	A Mercer	39 54							
241	A Furman	60 65	230	A Samford	54 57							
291	A Western Caro.	66 69	241	H Furman	49 69							
205	A UNCG	61 67	205	H UNCG	54 48							
194	H ETSU	69 77	291	H Western Caro.	68 59							

Non-Div I Games: Montreat 71 30 Erskine 116 74

Wofford

■ Loss,
 ■ Non-Conf,
 ■ S Site,
 ■ Home
 ■ A Away
 N Neutral

Average RPI Win: 260		WON-LOST	WINNING	LAST 10	STRENGTH OF	OPP. STRENGTH	TEAM	ADJ.	CONF.	ADJ CONF.
Average RPI Loss: 97		RECORD	PCT. RANK	GAMES	SCHEDULE	OF SCHEDULE	RPI	RPI	RPI	RPI
DIV. I ONLY		20- 5	23	10- 0	337	170	136	136	20	20
DIV. I NON-CONF.		6- 4	127	0- 0	343	85	244	244	21	21
TOTALS		RPI 1-25	RPI 26-50	W-L RECORDS	RPI 51-100	RPI 101-150	RPI 150+			
20- 5	0- 0		0- 1	OVERALL	0- 2	1- 1	19- 1			
10- 1	0- 0		0- 0	HOME	0- 1	0- 0	10- 0			
10- 2	0- 0		0- 1	AWAY	0- 0	1- 0	9- 1			
0- 2	0- 0		0- 0	NEUTRAL	0- 1	0- 1	0- 0			
6- 4	0- 0		0- 0	NON-CONFERENCE	0- 2	0- 1	6- 1			
3- 1	0- 0		0- 0	HOME	0- 1	0- 0	3- 0			
3- 1	0- 0		0- 0	AWAY	0- 0	0- 0	3- 1			
0- 2	0- 0		0- 0	NEUTRAL	0- 1	0- 1	0- 0			
14- 1	0- 0		0- 1	CONFERENCE	0- 0	1- 0	13- 0			
7- 0	0- 0		0- 0	HOME	0- 0	0- 0	7- 0			
7- 1	0- 0		0- 1	AWAY	0- 0	1- 0	6- 0			
0- 0	0- 0		0- 0	NEUTRAL	0- 0	0- 0	0- 0			

[illegible]

Non-Div I Games:	Grace (IN)	87	56	Cincinnati Christian	85	61
------------------	------------	----	----	----------------------	----	----

Wright St.

■ Loss, ■ Non-Conf, S Site, H Home A Away N Neutral

Wyoming

Through Games Of Feb. 18, 2017

Average RPI Win:	225	WON-LOST	WINNING	LAST 10	STRENGTH OF	OPP. STRENGTH	TEAM	ADJ.	CONF.	ADJ CONF.
Average RPI Loss:	82	RECORD	PCT. RANK	GAMES	SCHEDULE	OF SCHEDULE	RPI	RPI	RPI	RPI
DIV. I ONLY	16- 8	83	5- 5	192	143	115	115	13	13	
DIV. I NON-CONF.	6- 3	97	0- 0	269	172	150	150	15	15	
TOTALS	RPI 1-25	RPI 26-50	W-L RECORDS	RPI 51-100	RPI 101-150	RPI 150+				
16- 8	0- 0	0- 2	OVERALL	3- 4	1- 1	12- 1				
11- 2	0- 0	0- 0	HOME	2- 1	1- 1	8- 0				
5- 6	0- 0	0- 2	AWAY	1- 3	0- 0	4- 1				
0- 0	0- 0	0- 0	NEUTRAL	0- 0	0- 0	0- 0				
6- 3	0- 0	0- 2	NON-CONFERENCE	2- 0	0- 1	4- 0				
4- 1	0- 0	0- 0	HOME	1- 0	0- 1	3- 0				
2- 2	0- 0	0- 2	AWAY	1- 0	0- 0	1- 0				
0- 0	0- 0	0- 0	NEUTRAL	0- 0	0- 0	0- 0				
10- 5	0- 0	0- 0	CONFERENCE	1- 4	1- 0	8- 1				
7- 1	0- 0	0- 0	HOME	1- 1	1- 0	5- 0				
3- 4	0- 0	0- 0	AWAY	0- 3	0- 0	3- 1				
0- 0	0- 0	0- 0	NEUTRAL	0- 0	0- 0	0- 0				

RPI S	Opponent	Score	RPI S	Opponent	Score	RPI S	Opponent	Score	RPI S	Opponent	Score	Team's RPI: 115
36	A Drake	50 63	47	A Michigan St.	51 63	53	A Colorado St.	54 61	123	H Idaho	71 74	
						62	H South Dakota	69 62	141	H New Mexico	68 52	
						68	A Boise St.	54 64	174	A Fresno St.	47 52	
						68	H Boise St.	43 53	174	H Fresno St.	70 48	
						85	A UNLV	46 51	192	A Utah St.	71 48	
						85	H UNLV	79 57	192	H Utah St.	59 40	
						86	A Colorado	82 75	195	H San Jose St.	89 60	
									261	H San Diego St.	80 67	
									287	A Nevada	72 59	
									295	H Southern Utah	68 48	
									310	H Denver	59 49	
									323	A Air Force	66 54	
									323	H Air Force	73 41	
									330	A Montana	67 42	
									340	H Cal St. Fullerton	61 26	
LAST 12 Division I GAMES:												
68	H Boise St.	43 53	68	A Boise St.	54 64							
53	A Colorado St.	54 61	85	A UNLV	46 51							
192	H Utah St.	59 40	141	H New Mexico	68 52							
174	A Fresno St.	47 52	195	H San Jose St.	89 60							
323	H Air Force	73 41	287	A Nevada	72 59							
261	H San Diego St.	80 67	192	A Utah St.	71 48							

Non-Div I Games: Adams St. 79 40 Chadron St. 74 50

Wyoming

Loss, Non-Conf, S Site, H Home A Away N Neutral

Average RPI Win:	226	WON-LOST	WINNING	LAST 10	STRENGTH OF	OPP. STRENGTH	TEAM	ADJ.	CONF.	ADJ CONF.
Average RPI Loss:	73	RECORD	PCT. RANK	GAMES	SCHEDULE	OF SCHEDULE	RPI	RPI	RPI	RPI
DIV. I ONLY	11- 15	221	1- 9	113	81	181	181	7	7	
DIV. I NON-CONF.	8- 3	67	0- 0	194	263	106	106	7	7	
TOTALS	RPI 1-25	RPI 26-50	W-L RECORDS	RPI 51-100	RPI 101-150	RPI 150+				
11- 15	0- 4	1- 4	OVERALL	0- 4	1- 1	9- 2				
7- 6	0- 1	1- 2	HOME	0- 2	0- 0	6- 1				
3- 7	0- 2	0- 2	AWAY	0- 2	1- 0	2- 1				
1- 2	0- 1	0- 0	NEUTRAL	0- 0	0- 1	1- 0				
8- 3	0- 1	1- 0	NON-CONFERENCE	0- 1	1- 1	6- 0				
6- 0	0- 0	1- 0	HOME	0- 0	0- 0	5- 0				
1- 1	0- 0	0- 0	AWAY	0- 1	1- 0	0- 0				
1- 2	0- 1	0- 0	NEUTRAL	0- 0	0- 1	1- 0				
3- 12	0- 3	0- 4	CONFERENCE	0- 3	0- 0	3- 2				
1- 6	0- 1	0- 2	HOME	0- 2	0- 0	1- 1				
2- 6	0- 2	0- 2	AWAY	0- 1	0- 0	2- 1				
0- 0	0- 0	0- 0	NEUTRAL	0- 0	0- 0	0- 0				

RPI 1-25				RPI 26-50				RPI 51-100				RPI 101+ Team's RPI: 181			
RPI	S	Opponent	Score	RPI	S	Opponent	Score	RPI	S	Opponent	Score	RPI	S	Opponent	Score
14	N	Oklahoma	69 81	34	H	Michigan	61 58	57	H	Georgetown	64 69	122	N	Southern Miss.	59 73
17	A	DePaul	69 85	45	A	Marquette	61 85	72	A	St. John's (NY)	55 64	138	A	Cincinnati	72 61
17	H	DePaul	43 70	45	H	Marquette	71 86	72	H	St. John's (NY)	48 65	178	A	Providence	54 51
22	A	Creighton	52 63	50	A	Villanova	71 76	78	A	Wake Forest	45 58	197	A	Seton Hall	62 71
				50	H	Villanova	47 72					197	H	Seton Hall	72 64
LAST 12 Division I GAMES:															
				50	A	Villanova	71 76	50	H	Villanova	47 72				
				45	H	Marquette	71 86	57	H	Georgetown	64 69				
				17	H	DePaul	43 70	17	A	DePaul	69 85				
				243	A	Butler	53 43	45	A	Marquette	61 85				
				72	A	St. John's (NY)	55 64	243	H	Butler	62 65				
				197	A	Seton Hall	62 71	197	H	Seton Hall	72 64				

Non-Div I Games:

Xavier

■ Loss,
■ Non-Conf,
■ S Site,
■ H Home
■ A Away
N Neutral

Average RPI Win:	227	WON-LOST	WINNING	LAST 10	STRENGTH OF	OPP. STRENGTH	TEAM	ADJ.	CONF.	ADJ CONF.
Average RPI Loss:	128	RECORD	PCT. RANK	GAMES	SCHEDULE	OF SCHEDULE	RPI	RPI	RPI	RPI
DIV. I ONLY	12- 11	160	3- 7	149	182	144	144	8	8	
DIV. I NON-CONF.	9- 4	85	1- 1	278	278	125	125	10	10	
TOTALS	RPI 1-25	RPI 26-50	W-L RECORDS	RPI 51-100	RPI 101-150	RPI 150+				
12- 11	0- 1	0- 1	OVERALL	2- 1	1- 3	9- 5				
5- 4	0- 0	0- 0	HOME	1- 0	1- 2	3- 2				
7- 7	0- 1	0- 1	AWAY	1- 1	0- 1	6- 3				
0- 0	0- 0	0- 0	NEUTRAL	0- 0	0- 0	0- 0				
9- 4	0- 1	0- 0	NON-CONFERENCE	1- 0	1- 0	7- 3				
3- 1	0- 0	0- 0	HOME	0- 0	1- 0	2- 1				
6- 3	0- 1	0- 0	AWAY	1- 0	0- 0	5- 2				
0- 0	0- 0	0- 0	NEUTRAL	0- 0	0- 0	0- 0				
3- 7	0- 0	0- 1	CONFERENCE	1- 1	0- 3	2- 2				
2- 3	0- 0	0- 0	HOME	1- 0	0- 2	1- 1				
1- 4	0- 0	0- 1	AWAY	0- 1	0- 1	1- 1				
0- 0	0- 0	0- 0	NEUTRAL	0- 0	0- 0	0- 0				

RPI 1-25				RPI 26-50				RPI 51-100				RPI 101+ Team's RPI: 144			
RPI	S	Opponent	Score	RPI	S	Opponent	Score	RPI	S	Opponent	Score	RPI	S	Opponent	Score
11	A	Stanford	44 102	29	A	Harvard	56 76	73	A	New Hampshire	64 58	113	A	Princeton	62 74
								88	A	Penn	55 66	113	H	Princeton	47 69
								88	H	Penn	61 48	119	H	Cornell	63 76
												139	H	Albany (NY)	64 53
												156	A	Army West Point	55 59
												163	A	Brown	73 76
												163	H	Brown	73 51
												166	H	Boston College	64 71
												179	H	Columbia	68 72
												217	H	Binghamton	57 48
												234	A	UC Santa Barbara	64 60
												236	A	Dartmouth	57 50
												268	A	Manhattan	57 63
												281	H	Vermont	77 48
												306	A	Illinois St.	59 45
												312	A	Holy Cross	71 70
												334	A	Wagner	66 52
												337	A	LIU Brooklyn	75 44
LAST 12 Division I GAMES:															
88	H	Penn	61 48	163	H	Brown	73 51								
113	H	Princeton	47 69	163	A	Brown	73 76								
29	A	Harvard	56 76	113	A	Princeton	62 74								
236	A	Dartmouth	57 50	88	A	Penn	55 66								
119	H	Cornell	63 76	234	A	UC Santa Barbara	64 60								
179	H	Columbia	68 72	11	A	Stanford	44 102								

Non-Div I Games:

Yale

Average RPI Win:	280	WON-LOST	WINNING	LAST 10	STRENGTH OF	OPP. STRENGTH	TEAM	ADJ.	CONF.	ADJ CONF.
Average RPI Loss:	172	RECORD	PCT. RANK	GAMES	SCHEDULE	OF SCHEDULE	RPI	RPI	RPI	RPI
DIV. I ONLY	7- 18	289	2- 8	254	243	308	308	20	20	
DIV. I NON-CONF.	2- 7	284	0- 0	321	204	335	335	21	21	
TOTALS	RPI 1-25	RPI 26-50	W-L RECORDS	RPI 51-100	RPI 101-150	RPI 150+				
7- 18	0- 0	0- 2	OVERALL	0- 1	0- 6	7- 9				
5- 6	0- 0	0- 1	HOME	0- 0	0- 3	5- 2				
1- 12	0- 0	0- 1	AWAY	0- 1	0- 3	1- 7				
1- 0	0- 0	0- 0	NEUTRAL	0- 0	0- 0	1- 0				
2- 7	0- 0	0- 0	NON-CONFERENCE	0- 1	0- 2	2- 4				
1- 3	0- 0	0- 0	HOME	0- 0	0- 1	1- 2				
0- 4	0- 0	0- 0	AWAY	0- 1	0- 1	0- 2				
1- 0	0- 0	0- 0	NEUTRAL	0- 0	0- 0	1- 0				
5- 11	0- 0	0- 2	CONFERENCE	0- 0	0- 4	5- 5				
4- 3	0- 0	0- 1	HOME	0- 0	0- 2	4- 0				
1- 8	0- 0	0- 1	AWAY	0- 0	0- 2	1- 5				
0- 0	0- 0	0- 0	NEUTRAL	0- 0	0- 0	0- 0				

RPI S	Opponent	Score	RPI S	Opponent	Score	RPI S	Opponent	Score	RPI S	Opponent	Score	Team's RPI: 308
33	A Green Bay	41 75	33	H Green Bay	51 84	99	A Kent St.	60 75	119	H Cornell	75 80	
									136	A Wright St.	58 71	
									136	H Wright St.	64 68	
									143	A Pittsburgh	50 63	
									147	A Milwaukee	82 86	
									147	H Milwaukee	74 78	
									159	A Oakland	54 80	
									169	A Detroit Mercy	63 80	
									180	A Cleveland St.	68 71	
									180	H Cleveland St.	92 67	
									210	H American	64 77	
									223	H Akron	74 76	
									256	H Saint Francis (PA)	69 68	
									263	A Hawaii	50 72	
									279	N Sacramento St.	102 94	
									294	A Northern Ky.	81 87	
									294	H Northern Ky.	77 73	
									304	A Valparaiso	60 77	
									304	H Valparaiso	76 70	
									305	A Northern Ariz.	49 70	
									322	A Ill.-Chicago	65 59	
									322	H Ill.-Chicago	70 54	
LAST 12 Division I GAMES:												
136	H Wright St.	64 68	147	H Milwaukee	74 78							
294	H Northern Ky.	77 73	33	H Green Bay	51 84							
33	A Green Bay	41 75	159	A Oakland	54 80							
147	A Milwaukee	82 86	169	A Detroit Mercy	63 80							
322	A Ill.-Chicago	65 59	180	H Cleveland St.	92 67							
304	A Valparaiso	60 77	304	H Valparaiso	76 70							

Non-Div I Games: Point Park 84 71 Tiffin 84 62

Youngstown St.

Loss, Non-Conf, S Site, H Home A Away N Neutral