

Average RPI Win:	251	WON-LOST	WINNING	LAST 10	STRENGTH OF	OPP. STRENGTH	TEAM	ADJ.	CONF.	ADJ CONF.
Average RPI Loss:	134	RECORD	PCT. RANK	GAMES	SCHEDULE	OF SCHEDULE	RPI	RPI	RPI	RPI

DIV. I ONLY	14- 7	69	8-2	186	281	95	95	23	23
DIV. I NON-CONF.	3- 4	201	0	205	199	161	161	24	24

TOTALS	RPI 1-25	RPI 26-50	W-L RECORDS	RPI 51-100	RPI 101-150	RPI 150+
14- 7	0- 2	0- 0	OVERALL	0- 2	3- 0	11- 3
6- 1	0- 0	0- 0	HOME	0- 1	2- 0	4- 0
7- 6	0- 2	0- 0	AWAY	0- 1	1- 0	6- 3
1- 0	0- 0	0- 0	NEUTRAL	0- 0	0- 0	1- 0
3- 4	0- 2	0- 0	NON-CONFERENCE	0- 0	0- 0	3- 2
1- 0	0- 0	0- 0	HOME	0- 0	0- 0	1- 0
1- 4	0- 2	0- 0	AWAY	0- 0	0- 0	1- 2
1- 0	0- 0	0- 0	NEUTRAL	0- 0	0- 0	1- 0
11- 3	0- 0	0- 0	CONFERENCE	0- 2	3- 0	8- 1
5- 1	0- 0	0- 0	HOME	0- 1	2- 0	3- 0
6- 2	0- 0	0- 0	AWAY	0- 1	1- 0	5- 1
0- 0	0- 0	0- 0	NEUTRAL	0- 0	0- 0	0- 0

RPI S	Opponent	Score	RPI S	Opponent	Score	RPI S	Opponent	Score	RPI S	Opponent	Score
4	A Missouri St.	51 79				90	A SFA	49 72	125	A Abilene Christian	70 58
14	A Texas A&M	48 85				90	H SFA	44 66	125	H Abilene Christian	68 59
									150	H Sam Houston St.	57 54
									152	A New Orleans	83 53
									224	H Central Ark.	67 47
									238	A South Alabama	82 83
									241	A Southeastern La.	44 48
									259	A Texas St.	48 57
									269	H Lamar University	49 39
									277	H Nicholls St.	55 49
									282	N Prairie View	64 52
									286	A Incarnate Word	64 38
									317	A UTRGV	59 54
									317	H UTRGV	61 50
									318	A Houston Baptist	75 65
									337	A Northwestern St.	72 59
									341	A McNeese	73 59

Non-Div I Games:	UNKNOWN	75	55	Huston-Tillotson	63	49	Texas Wesleyan	90	52
------------------	---------	----	----	------------------	----	----	----------------	----	----

Average RPI Win:	246	WON-LOST	WINNING	LAST 10	STRENGTH OF	OPP. STRENGTH	TEAM	ADJ.	CONF.	ADJ CONF.
Average RPI Loss:	125	RECORD	PCT. RANK	GAMES	SCHEDULE	OF SCHEDULE	RPI	RPI	RPI	RPI
DIV. I ONLY	14- 5	47	6-4	287	249	125	125	23	23	
DIV. I NON-CONF.	4- 1	51	0	249	111	62	62	24	24	
TOTALS	RPI 1-25	RPI 26-50	W-L RECORDS	RPI 51-100	RPI 101-150	RPI 150+				
14- 5	0- 0	0- 0	OVERALL	0- 4	2- 0	12- 1				
7- 2	0- 0	0- 0	HOME	0- 1	0- 0	7- 1				
7- 3	0- 0	0- 0	AWAY	0- 3	2- 0	5- 0				
0- 0	0- 0	0- 0	NEUTRAL	0- 0	0- 0	0- 0				
4- 1	0- 0	0- 0	NON-CONFERENCE	0- 1	1- 0	3- 0				
2- 0	0- 0	0- 0	HOME	0- 0	0- 0	2- 0				
2- 1	0- 0	0- 0	AWAY	0- 1	1- 0	1- 0				
0- 0	0- 0	0- 0	NEUTRAL	0- 0	0- 0	0- 0				
10- 4	0- 0	0- 0	CONFERENCE	0- 3	1- 0	9- 1				
5- 2	0- 0	0- 0	HOME	0- 1	0- 0	5- 1				
5- 2	0- 0	0- 0	AWAY	0- 2	1- 0	4- 0				
0- 0	0- 0	0- 0	NEUTRAL	0- 0	0- 0	0- 0				

RPI 1-25			RPI 26-50			RPI 51-100			RPI 101+			Team's RPI: 125
RPI	S	Opponent	Score	RPI	S	Opponent	Score	RPI	S	Opponent	Score	
						57	A Oklahoma	65	78	144	A Portland	76 69
						90	A SFA	59	69	150	A Sam Houston St.	81 73
						95	A A&M-Corpus Christi	59	68	152	H New Orleans	76 62
						95	H A&M-Corpus Christi	58	70	163	A Wright St.	83 64
										224	A Central Ark.	74 64
										241	H Southeastern La.	61 53
										244	H Tulsa	73 63
										269	A Lamar University	75 49
										269	H Lamar University	78 72
										277	A Nicholls St.	95 84
										286	H Incarnate Word	70 71
										316	H New Mexico St.	67 54
										318	H Houston Baptist	71 54
										337	H Northwestern St.	84 69
										341	A McNeese	90 73
LAST 10 Division I												
95	A	A&M-Corpus Christi	59	68	90	A	SFA	59	69			
318	H	Houston Baptist	71	54	224	A	Central Ark.	74	64			
269	A	Lamar University	75	49	150	A	Sam Houston St.	81	73			
337	H	Northwestern St.	84	69	241	H	Southeastern La.	61	53			
286	H	Incarnate Word	70	71	95	H	A&M-Corpus Christi	58	70			

Non-Div I Games: Howard Payne 96 38 Schreiner 110 37 Southwest (NM) 104 52 McMurry 111 43
Abilene Christian

Loss, Non-Conf, S Site, H Home A Away N Neutral

Average RPI Win:	256	WON-LOST	WINNING	LAST 10	STRENGTH OF	OPP. STRENGTH	TEAM	ADJ.	CONF.	ADJ CONF.
Average RPI Loss:	185	RECORD	PCT. RANK	GAMES	SCHEDULE	OF SCHEDULE	RPI	RPI	RPI	RPI
DIV. I ONLY	5- 19	315	2-8	218	234	303	303	17	17	
DIV. I NON-CONF.	1- 9	326	0	258	256	337	337	22	22	
TOTALS	RPI 1-25	RPI 26-50	W-L RECORDS	RPI 51-100	RPI 101-150	RPI 150+				
5- 19	0- 0	0- 1	OVERALL	0- 2	0- 4	5- 12				
1- 10	0- 0	0- 0	HOME	0- 0	0- 3	1- 7				
4- 9	0- 0	0- 1	AWAY	0- 2	0- 1	4- 5				
0- 0	0- 0	0- 0	NEUTRAL	0- 0	0- 0	0- 0				
1- 9	0- 0	0- 1	NON-CONFERENCE	0- 1	0- 2	1- 5				
1- 3	0- 0	0- 0	HOME	0- 0	0- 2	1- 1				
0- 6	0- 0	0- 1	AWAY	0- 1	0- 0	0- 4				
0- 0	0- 0	0- 0	NEUTRAL	0- 0	0- 0	0- 0				
4- 10	0- 0	0- 0	CONFERENCE	0- 1	0- 2	4- 7				
0- 7	0- 0	0- 0	HOME	0- 0	0- 1	0- 6				
4- 3	0- 0	0- 0	AWAY	0- 1	0- 1	4- 1				
0- 0	0- 0	0- 0	NEUTRAL	0- 0	0- 0	0- 0				

RPI S	Opponent	Score	RPI S	Opponent	Score	RPI S	Opponent	Score	RPI S	Opponent	Score	Team's RPI: 303
28	A Arizona St.	56 87	56	A Tennessee	54 81	108	H San Diego	59 70	115	A Boise St.	61 70	
			59	A Fresno St.	52 61	115	H Boise St.	69 74	144	H Portland	56 72	
						165	A San Jose St.	67 66	165	H San Jose St.	60 68	
						195	H Wyoming	63 65	198	H UNLV	60 67	
						199	H New Mexico	53 75	223	A Northern Colo.	62 72	
						231	A Cal St. Fullerton	70 79	243	A San Diego St.	51 49	
						256	A Nevada	68 61	256	H Nevada	67 71	
						265	A Colorado St.	40 60	276	A Long Beach St.	68 74	
						285	A Utah St.	62 45	285	H Utah St.	52 53	
						294	A Navy	59 67	300	H Army West Point	66 68	
						332	H NJIT	68 48				
LAST 10 Division I												
165	A San Jose St.	67 66	165	H San Jose St.	60 68							
115	H Boise St.	69 74	285	H Utah St.	52 53							
243	A San Diego St.	51 49	265	A Colorado St.	40 60							
256	H Nevada	67 71	115	A Boise St.	61 70							
59	A Fresno St.	52 61	199	H New Mexico	53 75							

Non-Div I Games: Neb. Wesleyan 93 42

Air Force

■ Loss,
 ■ Non-Conf,
 ■ S Site,
 ■ Home
 ■ A Away
 N Neutral

Average RPI Win: 240	WON-LOST	WINNING	LAST 10	STRENGTH OF	OPP. STRENGTH	TEAM	ADJ.	CONF.	ADJ CONF.
Average RPI Loss: 109	RECORD	PCT. RANK	GAMES	SCHEDULE	OF SCHEDULE	RPI	RPI	RPI	RPI
DIV. I ONLY	11- 12	190	4-6	170	173	191	191	10	10
DIV. I NON-CONF.	7- 4	100	0	234	316	158	158	10	10
TOTALS	RPI 1-25	RPI 26-50	W-L RECORDS	RPI 51-100	RPI 101-150	RPI 150+			
11- 12	0- 1	0- 2	OVERALL	0- 2	0- 2	11- 5			
5- 6	0- 1	0- 1	HOME	0- 0	0- 2	5- 2			
4- 6	0- 0	0- 1	AWAY	0- 2	0- 0	4- 3			
2- 0	0- 0	0- 0	NEUTRAL	0- 0	0- 0	2- 0			
7- 4	0- 0	0- 1	NON-CONFERENCE	0- 1	0- 1	7- 1			
3- 2	0- 0	0- 1	HOME	0- 0	0- 1	3- 0			
2- 2	0- 0	0- 0	AWAY	0- 1	0- 0	2- 1			
2- 0	0- 0	0- 0	NEUTRAL	0- 0	0- 0	2- 0			
4- 8	0- 1	0- 1	CONFERENCE	0- 1	0- 1	4- 4			
2- 4	0- 1	0- 0	HOME	0- 0	0- 1	2- 2			
2- 4	0- 0	0- 1	AWAY	0- 1	0- 0	2- 2			
0- 0	0- 0	0- 0	NEUTRAL	0- 0	0- 0	0- 0			

RPI 1-25				RPI 26-50				RPI 51-100				RPI 101+ Team's RPI: 191			
RPI	S	Opponent	Score	RPI	S	Opponent	Score	RPI	S	Opponent	Score	RPI	S	Opponent	Score
17	H	Central Mich.	72 77	35	H	Michigan	71 80	58	A	Ball St.	52 60	104	H	Kent St.	55 60
				45	A	Ohio	57 70	93	A	Butler	55 76	120	H	Duquesne	63 88
												151	A	Western Mich.	71 79
												151	H	Western Mich.	51 56
												156	A	Toledo	61 65
												157	H	N.C. A&T	64 52
												175	A	Eastern Mich.	64 53
												175	H	Eastern Mich.	88 81
												179	H	Northern Ill.	65 70
												188	H	Miami (OH)	70 62
												202	A	Cleveland St.	62 66
												233	H	Youngstown St.	91 62
												246	N	Morgan St.	52 45
												254	A	Bowling Green	76 73
												258	N	Denver	88 72
												293	A	St. Bonaventure	63 54
												329	H	Purdue Fort Wayne	64 53
												333	A	Detroit Mercy	81 60
LAST 10 Division I															
175	A	Eastern Mich.	64 53	151	A	Western Mich.	71 79								
104	H	Kent St.	55 60	188	H	Miami (OH)	70 62								
58	A	Ball St.	52 60	179	H	Northern Ill.	65 70								
175	H	Eastern Mich.	88 81	156	A	Toledo	61 65								
45	A	Ohio	57 70	254	A	Bowling Green	76 73								

Non-Div I Games:

Akron

■ Loss,
 ■ Non-Conf,
 ■ S Site,
 ■ H Home
 ■ A Away
 N Neutral

Alabama

Through Games Of Feb. 17, 2020

Average RPI Win:	169	WON-LOST	WINNING	LAST 10	STRENGTH OF	OPP. STRENGTH	TEAM	ADJ.	CONF.	ADJ CONF.
Average RPI Loss:	47	RECORD	PCT. RANK	GAMES	SCHEDULE	OF SCHEDULE	RPI	RPI	RPI	RPI
DIV. I ONLY	14- 11	141	4-6	38	60	81	81	4	4	
DIV. I NON-CONF.	10- 3	57	0	119	176	71	71	5	5	
TOTALS	RPI 1-25	RPI 26-50	W-L RECORDS	RPI 51-100	RPI 101-150	RPI 150+				
14- 11	0- 4	0- 3	OVERALL	1- 3	6- 1	7- 0				
8- 6	0- 3	0- 2	HOME	0- 0	5- 1	3- 0				
5- 4	0- 1	0- 1	AWAY	0- 2	1- 0	4- 0				
1- 1	0- 0	0- 0	NEUTRAL	1- 1	0- 0	0- 0				
10- 3	0- 0	0- 1	NON-CONFERENCE	1- 1	3- 1	6- 0				
6- 2	0- 0	0- 1	HOME	0- 0	3- 1	3- 0				
3- 0	0- 0	0- 0	AWAY	0- 0	0- 0	3- 0				
1- 1	0- 0	0- 0	NEUTRAL	1- 1	0- 0	0- 0				
4- 8	0- 4	0- 2	CONFERENCE	0- 2	3- 0	1- 0				
2- 4	0- 3	0- 1	HOME	0- 0	2- 0	0- 0				
2- 4	0- 1	0- 1	AWAY	0- 2	1- 0	1- 0				
0- 0	0- 0	0- 0	NEUTRAL	0- 0	0- 0	0- 0				

RPI 1-25				RPI 26-50				RPI 51-100				Team's RPI: 81	RPI 101+			
RPI	S	Opponent	Score	RPI	S	Opponent	Score	RPI	S	Opponent	Score		RPI	S	Opponent	Score
2	H	South Carolina	78 93	26	A	LSU	60 71	56	A	Tennessee	63 65		101	H	Vanderbilt	98 61
14	H	Texas A&M	74 79	37	H	Arkansas	48 66	72	N	UNI	87 77		102	H	Colgate	72 52
22	A	Kentucky	62 66	43	H	Iowa St.	66 75	76	N	Southern California	57 60		103	H	North Carolina	83 77
22	H	Kentucky	71 81					79	A	Georgia	75 76		105	A	Auburn	75 48
													105	H	Auburn	68 64
													112	H	Bethune-Cookman	60 49
													143	H	Hampton	61 64
													158	A	Tulane	66 56
													201	H	Radford	85 51
													219	A	Clemson	67 54
													238	A	South Alabama	74 62
													241	H	Southeastern La.	87 50
													281	A	Ole Miss	57 56
													322	H	Mercer	111 56
LAST 10 Division I																
79	A	Georgia	75 76	101	H	Vanderbilt	98 61									
105	H	Auburn	68 64	14	H	Texas A&M	74 79									
22	A	Kentucky	62 66	56	A	Tennessee	63 65									
281	A	Ole Miss	57 56	105	A	Auburn	75 48									
37	H	Arkansas	48 66	22	H	Kentucky	71 81									

Non-Div I Games:

Alabama

■ Loss,
 ■ Non-Conf,
 ■ S Site,
 ■ H Home
 ■ A Away
 N Neutral

Alabama A&M

Through Games Of Feb. 17, 2020

Average RPI Win:	316	WON-LOST	WINNING	LAST 10	STRENGTH OF	OPP. STRENGTH	TEAM	ADJ.	CONF.	ADJ CONF.
Average RPI Loss:	178	RECORD	PCT. RANK	GAMES	SCHEDULE	OF SCHEDULE	RPI	RPI	RPI	RPI
DIV. I ONLY	12- 11	166	8-2	346	347	261	261	32	32	
DIV. I NON-CONF.	4- 7	225	0	228	301	213	213	31	31	
TOTALS	RPI 1-25	RPI 26-50	W-L RECORDS	RPI 51-100	RPI 101-150	RPI 150+				
12- 11	0- 0	0- 0	OVERALL	0- 2	0- 3	12- 6				
3- 3	0- 0	0- 0	HOME	0- 0	0- 2	3- 1				
8- 7	0- 0	0- 0	AWAY	0- 2	0- 1	8- 4				
1- 1	0- 0	0- 0	NEUTRAL	0- 0	0- 0	1- 1				
4- 7	0- 0	0- 0	NON-CONFERENCE	0- 2	0- 1	4- 4				
0- 2	0- 0	0- 0	HOME	0- 0	0- 1	0- 1				
4- 4	0- 0	0- 0	AWAY	0- 2	0- 0	4- 2				
0- 1	0- 0	0- 0	NEUTRAL	0- 0	0- 0	0- 1				
8- 4	0- 0	0- 0	CONFERENCE	0- 0	0- 2	8- 2				
3- 1	0- 0	0- 0	HOME	0- 0	0- 1	3- 0				
4- 3	0- 0	0- 0	AWAY	0- 0	0- 1	4- 2				
1- 0	0- 0	0- 0	NEUTRAL	0- 0	0- 0	1- 0				

RPI 1-25				RPI 26-50				RPI 51-100				RPI 101+ Team's RPI: 261			
RPI	S	Opponent	Score	RPI	S	Opponent	Score	RPI	S	Opponent	Score	RPI	S	Opponent	Score
								80	A	Nebraska	46 68	119	H	North Florida	64 73
								85	A	Cincinnati	47 62	138	H	Texas Southern	58 65
												142	A	Jackson St.	53 67
												162	N	North Ala.	65 80
												176	H	Austin Peay	61 67
												178	A	Memphis	71 79
												243	A	San Diego St.	61 53
												247	A	Southern U.	46 55
												258	A	Denver	86 83
												282	H	Prairie View	54 44
												287	A	California Baptist	55 60
												308	A	Georgia St.	67 52
												326	A	Alabama St.	56 55
												326	N	Alabama St.	75 48
												327	A	Alcorn	74 67
												339	A	Ark.-Pine Bluff	65 52
												339	H	Ark.-Pine Bluff	74 55
												343	A	Florida A&M	77 53
												344	A	Grambling	59 69
												351	A	Mississippi Val.	75 45
												351	H	Mississippi Val.	68 48
LAST 10 Division I															
				326	A	Alabama St.	56 55					247	A	Southern U.	46 55
				351	A	Mississippi Val.	75 45					327	A	Alcorn	74 67
				339	A	Ark.-Pine Bluff	65 52					326	N	Alabama St.	75 48
				282	H	Prairie View	54 44					351	H	Mississippi Val.	68 48
				138	H	Texas Southern	58 65					339	H	Ark.-Pine Bluff	74 55

Non-Div I Games:

Alabama A&M

■ Loss,
 ■ Non-Conf,
 ■ S Site,
 ■ H Home
 ■ A Away
 N Neutral

Average RPI Win:	332	WON-LOST	WINNING	LAST 10	STRENGTH OF	OPP. STRENGTH	TEAM	ADJ.	CONF.	ADJ CONF.
Average RPI Loss:	191	RECORD	PCT. RANK	GAMES	SCHEDULE	OF SCHEDULE	RPI	RPI	RPI	RPI
DIV. I ONLY	5- 16	310	3-7	332	318	326	326	32	32	
DIV. I NON-CONF.	1- 8	322	0	118	47	296	296	31	31	
TOTALS	RPI 1-25	RPI 26-50	W-L RECORDS	RPI 51-100	RPI 101-150	RPI 150+				
5- 16	0- 2	0- 0	OVERALL	0- 1	0- 3	5- 10				
2- 6	0- 0	0- 0	HOME	0- 0	0- 1	2- 5				
3- 9	0- 2	0- 0	AWAY	0- 1	0- 2	3- 4				
0- 1	0- 0	0- 0	NEUTRAL	0- 0	0- 0	0- 1				
1- 8	0- 2	0- 0	NON-CONFERENCE	0- 1	0- 1	1- 4				
1- 2	0- 0	0- 0	HOME	0- 0	0- 0	1- 2				
0- 6	0- 2	0- 0	AWAY	0- 1	0- 1	0- 2				
0- 0	0- 0	0- 0	NEUTRAL	0- 0	0- 0	0- 0				
4- 8	0- 0	0- 0	CONFERENCE	0- 0	0- 2	4- 6				
1- 4	0- 0	0- 0	HOME	0- 0	0- 1	1- 3				
3- 3	0- 0	0- 0	AWAY	0- 0	0- 1	3- 2				
0- 1	0- 0	0- 0	NEUTRAL	0- 0	0- 0	0- 1				

RPI 1-25				RPI 26-50			RPI 51-100			RPI 101+			Team's RPI: 326		
RPI	S	Opponent	Score	RPI	S	Opponent	Score	RPI	S	Opponent	Score	RPI	S	Opponent	Score
2	A	South Carolina	43 103					70	A	South Fla.	29 80	137	A	Wisconsin	67 85
20	A	DePaul	76 105									138	H	Texas Southern	54 81
												142	A	Jackson St.	62 94
												162	H	North Ala.	60 81
												164	H	Samford	48 83
												219	A	Clemson	43 76
												247	A	Southern U.	47 69
												261	H	Alabama A&M	55 56
												261	N	Alabama A&M	48 75
												274	H	Jacksonville St.	68 63
												281	A	Ole Miss	66 93
												282	H	Prairie View	59 62
												327	A	Alcorn	63 73
												339	A	Ark.-Pine Bluff	68 65
												339	H	Ark.-Pine Bluff	62 73
												344	A	Grambling	73 59
												351	A	Mississippi Val.	66 61
												351	H	Mississippi Val.	77 64
LAST 10 Division I															
261	H	Alabama A&M	55 56	327	A	Alcorn	63 73								
339	A	Ark.-Pine Bluff	68 65	247	A	Southern U.	47 69								
351	A	Mississippi Val.	66 61	261	N	Alabama A&M	48 75								
138	H	Texas Southern	54 81	339	H	Ark.-Pine Bluff	62 73								
282	H	Prairie View	59 62	351	H	Mississippi Val.	77 64								

Non-Div I Games: Mobile 76 66 Paine 84 58

Alabama St.

■ Loss,
 ■ Non-Conf,
 ■ S Site,
 ■ Home
 ■ Away
 N Neutral

Average RPI Win: 286				Through Games of Feb. 17, 1918					
WON-LOST		WINNING	LAST 10	STRENGTH OF	OPP. STRENGTH	TEAM	ADJ.	CONF.	ADJ CONF.
Average RPI Loss: 202	RECORD	PCT. RANK	GAMES	SCHEDULE	OF SCHEDULE	RPI	RPI	RPI	RPI
DIV. I ONLY	8- 16	263	3-7	322	306	314	314	27	27
DIV. I NON-CONF.	3- 9	279	0	318	291	324	324	27	27
TOTALS	RPI 1-25	RPI 26-50	W-L RECORDS	RPI 51-100	RPI 101-150	RPI 150+			
8- 16	0- 0	0- 0	OVERALL	0- 3	1- 1	7- 12			
5- 8	0- 0	0- 0	HOME	0- 1	1- 1	4- 6			
3- 8	0- 0	0- 0	AWAY	0- 2	0- 0	3- 6			
0- 0	0- 0	0- 0	NEUTRAL	0- 0	0- 0	0- 0			
3- 9	0- 0	0- 0	NON-CONFERENCE	0- 2	1- 1	2- 6			
1- 5	0- 0	0- 0	HOME	0- 0	1- 1	0- 4			
2- 4	0- 0	0- 0	AWAY	0- 2	0- 0	2- 2			
0- 0	0- 0	0- 0	NEUTRAL	0- 0	0- 0	0- 0			
5- 7	0- 0	0- 0	CONFERENCE	0- 1	0- 0	5- 6			
4- 3	0- 0	0- 0	HOME	0- 1	0- 0	4- 2			
1- 4	0- 0	0- 0	AWAY	0- 0	0- 0	1- 4			
0- 0	0- 0	0- 0	NEUTRAL	0- 0	0- 0	0- 0			

RPI 1-25				RPI 26-50				RPI 51-100				RPI 101+			
RPI	S	Opponent	Score	RPI	S	Opponent	Score	RPI	S	Opponent	Score	RPI	S	Opponent	Score
								63	H	Stony Brook	53 73	132	H	Boston U.	58 60
								64	A	Marist	52 76	145	H	Columbia	82 78
								84	A	Syracuse	53 75	166	H	Cornell	51 71
												168	A	Binghamton	42 58
												168	H	Binghamton	56 53
												185	H	Lafayette	47 54
												206	A	Maine	49 60
												206	H	Maine	44 65
												230	A	UMass Lowell	51 53
												263	H	New Hampshire	47 48
												275	A	Siena	46 52
												279	H	Monmouth	41 53
												295	A	Vermont	36 52
												295	H	Vermont	58 49
												297	H	UMBC	56 51
												305	H	St. Francis Brooklyn	41 49
												315	A	Bryant	55 68
												340	A	Canisius	70 53
												346	A	Hartford	68 63
												346	H	Hartford	63 40
												347	A	Central Conn. St.	73 63
LAST 10 Division I															
				206	H	Maine	44 65					346	A	Hartford	68 63
				346	H	Hartford	63 40					230	A	UMass Lowell	51 53
				168	A	Binghamton	42 58					63	H	Stony Brook	53 73
				295	A	Vermont	36 52					263	H	New Hampshire	47 48
				297	H	UMBC	56 51					206	A	Maine	49 60

Non-Div I Games:	FDU-Florham	81	21
------------------	-------------	----	----

Albany (NY)

Loss, Non-Conf, S Site, H Home A Away N Neutral

Average RPI Win: 335	WON-LOST	WINNING	LAST 10	STRENGTH OF	OPP. STRENGTH	TEAM	ADJ.	CONF.	ADJ CONF.
Average RPI Loss: 207	RECORD	PCT. RANK	GAMES	SCHEDULE	OF SCHEDULE	RPI	RPI	RPI	RPI
DIV. I ONLY	9- 14	242	6-4	351	332	327	327	32	32
DIV. I NON-CONF.	2- 8	295	0	338	230	334	334	31	31
TOTALS	RPI 1-25	RPI 26-50	W-L RECORDS	RPI 51-100	RPI 101-150	RPI 150+			
9- 14	0- 0	0- 0	OVERALL	0- 1	0- 4	9- 9			
5- 3	0- 0	0- 0	HOME	0- 0	0- 2	5- 1			
4- 9	0- 0	0- 0	AWAY	0- 1	0- 2	4- 6			
0- 2	0- 0	0- 0	NEUTRAL	0- 0	0- 0	0- 2			
2- 8	0- 0	0- 0	NON-CONFERENCE	0- 1	0- 1	2- 6			
1- 1	0- 0	0- 0	HOME	0- 0	0- 1	1- 0			
1- 5	0- 0	0- 0	AWAY	0- 1	0- 0	1- 4			
0- 2	0- 0	0- 0	NEUTRAL	0- 0	0- 0	0- 2			
7- 6	0- 0	0- 0	CONFERENCE	0- 0	0- 3	7- 3			
4- 2	0- 0	0- 0	HOME	0- 0	0- 1	4- 1			
3- 4	0- 0	0- 0	AWAY	0- 0	0- 2	3- 2			
0- 0	0- 0	0- 0	NEUTRAL	0- 0	0- 0	0- 0			

RPI 1-25				RPI 26-50				RPI 51-100				RPI 101+				Team's RPI: 327	
RPI	S	Opponent	Score	RPI	S	Opponent	Score	RPI	S	Opponent	Score	RPI	S	Opponent	Score		
								90	A	SFA	62	67	127	H	UAB	65	86
													138	A	Texas Southern	70	105
													142	A	Jackson St.	66	76
													142	H	Jackson St.	67	83
													178	A	Memphis	51	57
													217	A	UTEP	47	92
													219	N	Clemson	46	77
													247	A	Southern U.	57	74
													252	A	North Texas	31	67
													259	A	Texas St.	59	67
													261	H	Alabama A&M	67	74
													281	N	Ole Miss	55	73
													282	A	Prairie View	68	63
													326	H	Alabama St.	73	63
													336	A	Tennessee St.	62	57
													339	A	Ark.-Pine Bluff	77	75
													339	H	Ark.-Pine Bluff	57	54
													343	H	Florida A&M	58	42
													344	A	Grambling	59	70
													344	H	Grambling	80	54
													351	A	Mississippi Val.	81	67
													351	H	Mississippi Val.	63	60
LAST 10 Division I																	
				339	H	Ark.-Pine Bluff	57	54		326	H	Alabama St.	73	63			
				351	H	Mississippi Val.	63	60		261	H	Alabama A&M	67	74			
				344	A	Grambling	59	70		339	A	Ark.-Pine Bluff	77	75			
				142	A	Jackson St.	66	76		351	A	Mississippi Val.	81	67			
				247	A	Southern U.	57	74		344	H	Grambling	80	54			

Non-Div I Games: Tougaloo 85 61 Louisiana Col. 86 50

Alcorn

Loss, Non-Conf, S Site, H Home A Away N Neutral

Average RPI Win: 193	WON-LOST	WINNING	LAST 10	STRENGTH OF	OPP. STRENGTH	TEAM	ADJ.	CONF.	ADJ CONF.
Average RPI Loss: 138	RECORD	PCT. RANK	GAMES	SCHEDULE	OF SCHEDULE	RPI	RPI	RPI	RPI
DIV. I ONLY	9- 14	242	3-7	132	152	205	205	15	15
DIV. I NON-CONF.	4- 6	212	0	185	101	212	212	16	16
TOTALS	RPI 1-25	RPI 26-50	W-L RECORDS	RPI 51-100	RPI 101-150	RPI 150+			
9- 14	0- 0	0- 1	OVERALL	1- 3	2- 5	6- 5			
6- 4	0- 0	0- 0	HOME	1- 2	1- 1	4- 1			
3- 9	0- 0	0- 1	AWAY	0- 1	1- 3	2- 4			
0- 1	0- 0	0- 0	NEUTRAL	0- 0	0- 1	0- 0			
4- 6	0- 0	0- 1	NON-CONFERENCE	1- 1	0- 1	3- 3			
3- 1	0- 0	0- 0	HOME	1- 1	0- 0	2- 0			
1- 4	0- 0	0- 1	AWAY	0- 0	0- 0	1- 3			
0- 1	0- 0	0- 0	NEUTRAL	0- 0	0- 1	0- 0			
5- 8	0- 0	0- 0	CONFERENCE	0- 2	2- 4	3- 2			
3- 3	0- 0	0- 0	HOME	0- 1	1- 1	2- 1			
2- 5	0- 0	0- 0	AWAY	0- 1	1- 3	1- 1			
0- 0	0- 0	0- 0	NEUTRAL	0- 0	0- 0	0- 0			

RPI 1-25	RPI 26-50	RPI 51-100	RPI 101+	Team's RPI: 205
RPI S Opponent Score	RPI S Opponent Score	RPI S Opponent Score	RPI S Opponent Score	Score
	45 Ohio 69 81	71 Minnesota 53 70	102 Colgate 62 63	
		74 Bucknell 43 68	102 Colgate 63 61	
		74 Bucknell 57 60	114 Holy Cross 59 72	
		100 Villanova 76 54	129 Lehigh 64 56	
			129 Lehigh 63 64	
			132 Boston U. 44 59	
			133 N Buffalo 55 73	
			153 George Washington 66 53	
			171 Towson 60 63	
			185 Lafayette 52 67	
			201 Radford 59 55	
			209 High Point 56 48	
			229 Saint Joseph's 51 72	
			232 George Mason 55 73	
			245 Loyola Maryland 47 56	
			245 Loyola Maryland 63 44	
			300 Army West Point 67 62	
			300 Army West Point 73 57	
LAST 10 Division I				
74 Bucknell 57 60	102 Colgate 62 63			
245 Loyola Maryland 47 56	245 Loyola Maryland 63 44			
300 Army West Point 67 62	114 Holy Cross 59 72			
185 Lafayette 52 67	74 Bucknell 43 68			
129 Lehigh 64 56	129 Lehigh 63 64			

Non-Div I Games:

American

Loss, Non-Conf, S Site, Home Away N Neutral

Appalachian St.

Through Games Of Feb. 17, 2020

Average RPI Win:	288	WON-LOST	WINNING	LAST 10	STRENGTH OF	OPP. STRENGTH	TEAM	ADJ.	CONF.	ADJ CONF.
Average RPI Loss:	135	RECORD	PCT. RANK	GAMES	SCHEDULE	OF SCHEDULE	RPI	RPI	RPI	RPI
DIV. I ONLY	8- 16	263	5-5	135	219	240	240	21	21	
DIV. I NON-CONF.	3- 8	268	0	145	243	242	242	19	19	
TOTALS	RPI 1-25	RPI 26-50	W-L RECORDS	RPI 51-100	RPI 101-150	RPI 150+				
8- 16	0- 1	0- 3	OVERALL	0- 1	0- 5	8- 6				
5- 5	0- 0	0- 1	HOME	0- 1	0- 1	5- 2				
2- 10	0- 1	0- 2	AWAY	0- 0	0- 3	2- 4				
1- 1	0- 0	0- 0	NEUTRAL	0- 0	0- 1	1- 0				
3- 8	0- 1	0- 1	NON-CONFERENCE	0- 0	0- 3	3- 3				
1- 2	0- 0	0- 0	HOME	0- 0	0- 0	1- 2				
1- 5	0- 1	0- 1	AWAY	0- 0	0- 2	1- 1				
1- 1	0- 0	0- 0	NEUTRAL	0- 0	0- 1	1- 0				
5- 8	0- 0	0- 2	CONFERENCE	0- 1	0- 2	5- 3				
4- 3	0- 0	0- 1	HOME	0- 1	0- 1	4- 0				
1- 5	0- 0	0- 1	AWAY	0- 0	0- 1	1- 3				
0- 0	0- 0	0- 0	NEUTRAL	0- 0	0- 0	0- 0				

RPI 1-25				RPI 26-50				RPI 51-100				RPI 101+ Team's RPI: 240			
RPI	S	Opponent	Score	RPI	S	Opponent	Score	RPI	S	Opponent	Score	RPI	S	Opponent	Score
2	A	South Carolina	50 92	35	A	Michigan	35 62	82	H	Coastal Caro.	53 80	107	A	UT Arlington	44 63
				48	A	Troy	55 84					107	H	UT Arlington	60 82
				48	H	Troy	61 81					112	N	Bethune-Cookman	44 61
												117	A	VCU	38 66
												148	A	UNC Greensboro	47 54
												160	A	Elon	66 67
												200	H	Gardner-Webb	56 67
												211	A	Little Rock	63 68
												238	A	South Alabama	66 81
												238	H	South Alabama	71 59
												259	A	Texas St.	59 47
												259	H	Texas St.	73 65
												260	A	Arkansas St.	58 76
												280	A	Wofford	54 51
												284	H	ETSU	61 67
												301	H	Ga. Southern	83 75
												308	H	Georgia St.	65 37
												322	H	Mercer	77 68
												340	N	Canisius	74 57
LAST 10 Division I															
				48	H	Troy	61 81	308	H	Georgia St.	65 37				
				238	H	South Alabama	71 59	211	A	Little Rock	63 68				
				259	A	Texas St.	59 47	82	H	Coastal Caro.	53 80				
				107	A	UT Arlington	44 63	260	A	Arkansas St.	58 76				
				301	H	Ga. Southern	83 75	259	H	Texas St.	73 65				

Non-Div I Games:

Appalachian St.

■ Loss,
 ■ Non-Conf, S Site,
 ■ Home
 ■ Away
 N Neutral

Arizona

Through Games Of Feb. 17, 2020

Average RPI Win:	159	WON-LOST	WINNING	LAST 10	STRENGTH OF	OPP. STRENGTH	TEAM	ADJ.	CONF.	ADJ CONF.
Average RPI Loss:	6	RECORD	PCT. RANK	GAMES	SCHEDULE	OF SCHEDULE	RPI	RPI	RPI	RPI
DIV. I ONLY	21- 4	21	8-2	72	21	24	24	1	1	
DIV. I NON-CONF.	11- 0	1	0	332	250	78	78	1	1	
TOTALS	RPI 1-25	RPI 26-50	W-L RECORDS	RPI 51-100	RPI 101-150	RPI 150+				
21- 4	2- 4	3- 0	OVERALL	4- 0	2- 0	10- 0				
12- 2	1- 2	1- 0	HOME	2- 0	1- 0	7- 0				
9- 2	1- 2	2- 0	AWAY	2- 0	1- 0	3- 0				
0- 0	0- 0	0- 0	NEUTRAL	0- 0	0- 0	0- 0				
11- 0	0- 0	1- 0	NON-CONFERENCE	0- 0	0- 0	10- 0				
7- 0	0- 0	0- 0	HOME	0- 0	0- 0	7- 0				
4- 0	0- 0	1- 0	AWAY	0- 0	0- 0	3- 0				
0- 0	0- 0	0- 0	NEUTRAL	0- 0	0- 0	0- 0				
10- 4	2- 4	2- 0	CONFERENCE	4- 0	2- 0	0- 0				
5- 2	1- 2	1- 0	HOME	2- 0	1- 0	0- 0				
5- 2	1- 2	1- 0	AWAY	2- 0	1- 0	0- 0				
0- 0	0- 0	0- 0	NEUTRAL	0- 0	0- 0	0- 0				

RPI	S	Opponent	Score	RPI	S	Opponent	Score	RPI	S	Opponent	Score	RPI	S	Opponent	Score
1	A	Oregon	52 85	28	A	Arizona St.	58 53	76	A	Southern California	65 57	136	A	Washington	66 58
1	H	Oregon	64 71	28	H	Arizona St.	59 53	76	H	Southern California	73 57	136	H	Washington	64 53
8	A	UCLA	58 70	41	A	Texas	83 58	99	A	Washington St.	74 67	173	A	Montana	77 42
8	H	UCLA	92 66					99	H	Washington St.	72 57	204	H	Santa Clara	65 52
15	A	Oregon St.	65 58									215	H	North Dakota	74 42
15	H	Oregon St.	61 63									217	A	UTEP	54 43
												267	H	UC Santa Barbara	61 42
												279	H	Monmouth	86 34
												282	H	Prairie View	83 48
												283	H	UC Riverside	70 27
												336	H	Tennessee St.	77 42
												348	A	Chicago St.	82 50
LAST 10 Division I															
99	H	Washington St.	72 57	8	H	UCLA	92 66								
136	H	Washington	64 53	28	H	Arizona St.	59 53								
15	A	Oregon St.	65 58	136	A	Washington	66 58								
1	A	Oregon	52 85	99	A	Washington St.	74 67								
76	H	Southern California	73 57	1	H	Oregon	64 71								

Non-Div I Games:

Arizona

Loss, Non-Conf, S Site, H Home A Away N Neutral

Average RPI Win:	145	WON-LOST	WINNING	LAST 10	STRENGTH OF	OPP. STRENGTH	TEAM	ADJ.	CONF.	ADJ CONF.
Average RPI Loss:	23	RECORD	PCT. RANK	GAMES	SCHEDULE	OF SCHEDULE	RPI	RPI	RPI	RPI
DIV. I ONLY	18- 8	61	6-4	29	9	28	28	1	1	
DIV. I NON-CONF.	10- 2	29	0	215	86	60	60	1	1	
TOTALS	RPI 1-25	RPI 26-50	W-L RECORDS	RPI 51-100	RPI 101-150	RPI 150+				
18- 8	2- 6	1- 1	OVERALL	6- 1	2- 0	7- 0				
12- 2	2- 2	1- 0	HOME	3- 0	1- 0	5- 0				
4- 5	0- 4	0- 0	AWAY	2- 1	1- 0	1- 0				
2- 1	0- 0	0- 1	NEUTRAL	1- 0	0- 0	1- 0				
10- 2	0- 0	1- 1	NON-CONFERENCE	2- 1	0- 0	7- 0				
7- 0	0- 0	1- 0	HOME	1- 0	0- 0	5- 0				
1- 1	0- 0	0- 0	AWAY	0- 1	0- 0	1- 0				
2- 1	0- 0	0- 1	NEUTRAL	1- 0	0- 0	1- 0				
8- 6	2- 6	0- 0	CONFERENCE	4- 0	2- 0	0- 0				
5- 2	2- 2	0- 0	HOME	2- 0	1- 0	0- 0				
3- 4	0- 4	0- 0	AWAY	2- 0	1- 0	0- 0				
0- 0	0- 0	0- 0	NEUTRAL	0- 0	0- 0	0- 0				

RPI 1-25				RPI 26-50				RPI 51-100				RPI 101+			
RPI	S	Opponent	Score	RPI	S	Opponent	Score	RPI	S	Opponent	Score	RPI	S	Opponent	Score
1	A	Oregon	48 79	34	N	Purdue	52 59	52	N	Middle Tenn.	61 60	136	A	Washington	67 50
1	H	Oregon	72 66	40	H	Creighton	70 55	68	H	BYU	60 52	136	H	Washington	72 68
8	A	UCLA	66 68					71	A	Minnesota	66 80	180	H	Idaho St.	74 69
8	H	UCLA	61 70					76	A	Southern California	63 54	199	H	New Mexico	84 47
15	A	Oregon St.	62 64					76	H	Southern California	76 75	206	N	Maine	57 31
15	H	Oregon St.	55 47					99	A	Washington St.	65 56	300	H	Army West Point	83 51
24	A	Arizona	53 59					99	H	Washington St.	62 59	303	H	Air Force	87 56
24	H	Arizona	53 58									313	H	Cal Poly	66 41
												316	A	New Mexico St.	70 47
LAST 10 Division I															
136	H	Washington	72 68	76	H	Southern California	76 75								
99	H	Washington St.	62 59	24	A	Arizona	53 59								
1	A	Oregon	48 79	99	A	Washington St.	65 56								
15	A	Oregon St.	62 64	136	A	Washington	67 50								
8	H	UCLA	61 70	15	H	Oregon St.	55 47								

Non-Div I Games:

Arizona St.

Average RPI Win:	340	WON-LOST	WINNING	LAST 10	STRENGTH OF	OPP. STRENGTH	TEAM	ADJ.	CONF.	ADJ CONF.
Average RPI Loss:	201	RECORD	PCT. RANK	GAMES	SCHEDULE	OF SCHEDULE	RPI	RPI	RPI	RPI
DIV. I ONLY	3- 19	328	1-9	307	339	339	339	32	32	
DIV. I NON-CONF.	0- 9	338	0	109	112	316	316	31	31	
TOTALS	RPI 1-25	RPI 26-50	W-L RECORDS	RPI 51-100	RPI 101-150	RPI 150+				
3- 19	0- 0	0- 1	OVERALL	0- 3	0- 4	3- 11				
1- 5	0- 0	0- 0	HOME	0- 0	0- 1	1- 4				
2- 14	0- 0	0- 1	AWAY	0- 3	0- 3	2- 7				
0- 0	0- 0	0- 0	NEUTRAL	0- 0	0- 0	0- 0				
0- 9	0- 0	0- 1	NON-CONFERENCE	0- 3	0- 2	0- 3				
0- 0	0- 0	0- 0	HOME	0- 0	0- 0	0- 0				
0- 9	0- 0	0- 1	AWAY	0- 3	0- 2	0- 3				
0- 0	0- 0	0- 0	NEUTRAL	0- 0	0- 0	0- 0				
3- 10	0- 0	0- 0	CONFERENCE	0- 0	0- 2	3- 8				
1- 5	0- 0	0- 0	HOME	0- 0	0- 1	1- 4				
2- 5	0- 0	0- 0	AWAY	0- 0	0- 1	2- 4				
0- 0	0- 0	0- 0	NEUTRAL	0- 0	0- 0	0- 0				

RPI 1-25				RPI 26-50				RPI 51-100				RPI 101+				Team's RPI: 339	
RPI	S	Opponent	Score	RPI	S	Opponent	Score	RPI	S	Opponent	Score	RPI	S	Opponent	Score		
				43	A	Iowa St.	40 90	56	A	Tennessee	51 92	138	A	Texas Southern	77 78		
								82	A	Coastal Caro.	69 76	142	H	Jackson St.	44 56		
								99	A	Washington St.	56 85	146	A	Wichita St.	50 100		
												147	A	Texas Tech	55 81		
												181	A	Illinois	50 65		
												239	A	Milwaukee	55 69		
												247	A	Southern U.	61 85		
												247	H	Southern U.	43 70		
												260	A	Arkansas St.	60 81		
												261	A	Alabama A&M	55 74		
												261	H	Alabama A&M	52 65		
												282	A	Prairie View	51 61		
												326	A	Alabama St.	73 62		
												326	H	Alabama St.	65 68		
												327	A	Alcorn	54 57		
												327	H	Alcorn	75 77		
												344	H	Grambling	84 79		
												351	A	Mississippi Val.	80 77		
LAST 10 Division I																	
				327	A	Alcorn	54 57	344	H	Grambling	84 79						
				247	A	Southern U.	61 85	138	A	Texas Southern	77 78						
				326	H	Alabama St.	65 68	282	A	Prairie View	51 61						
				261	H	Alabama A&M	52 65	327	H	Alcorn	75 77						
				142	H	Jackson St.	44 56	247	H	Southern U.	43 70						

Non-Div I Games: Philander Smith 66 54

Ark.-Pine Bluff

■ Loss,
 ■ Non-Conf,
 ■ S Site,
 ■ Home
 ■ A Away
 N Neutral

Arkansas

Through Games Of Feb. 17, 2020

Average RPI Win:	150	WON-LOST	WINNING	LAST 10	STRENGTH OF	OPP. STRENGTH	TEAM	ADJ.	CONF.	ADJ CONF.
Average RPI Loss:	46	RECORD	PCT. RANK	GAMES	SCHEDULE	OF SCHEDULE	RPI	RPI	RPI	RPI
DIV. I ONLY	20- 5	30	7-3	84	33	37	37	4	4	
DIV. I NON-CONF.	12- 1	10	0	161	136	31	31	5	5	
TOTALS	RPI 1-25	RPI 26-50	W-L RECORDS	RPI 51-100	RPI 101-150	RPI 150+				
20- 5	1- 3	0- 0	OVERALL	6- 1	6- 1	7- 0				
13- 3	1- 2	0- 0	HOME	4- 1	2- 0	6- 0				
5- 2	0- 1	0- 0	AWAY	1- 0	3- 1	1- 0				
2- 0	0- 0	0- 0	NEUTRAL	1- 0	1- 0	0- 0				
12- 1	0- 0	0- 0	NON-CONFERENCE	5- 0	1- 1	6- 0				
10- 0	0- 0	0- 0	HOME	4- 0	0- 0	6- 0				
0- 1	0- 0	0- 0	AWAY	0- 0	0- 1	0- 0				
2- 0	0- 0	0- 0	NEUTRAL	1- 0	1- 0	0- 0				
8- 4	1- 3	0- 0	CONFERENCE	1- 1	5- 0	1- 0				
3- 3	1- 2	0- 0	HOME	0- 1	2- 0	0- 0				
5- 1	0- 1	0- 0	AWAY	1- 0	3- 0	1- 0				
0- 0	0- 0	0- 0	NEUTRAL	0- 0	0- 0	0- 0				

RPI 1-25				RPI 26-50		Team's RPI: 37	RPI 51-100			RPI 101+		
RPI	S	Opponent	Score	RPI	S	Opponent	Score	RPI	S	Opponent	Score	RPI
2	A	South Carolina	82 91					60	H	Belmont	91 60	101
2	H	South Carolina	65 86					62	H	UT Martin	96 46	105
14	H	Texas A&M	77 84					63	H	Stony Brook	88 58	134
22	H	Kentucky	103 85					79	H	Georgia	55 64	135
								81	A	Alabama	66 48	137
								87	N	Fordham	71 59	N
								98	H	Kansas St.	81 72	Wisconsin
												140
												A
												Missouri
												H
												Missouri
												H
												New Orleans
												H
												Oral Roberts
												H
												Little Rock
												H
												Tulsa
												H
												Ole Miss
												A
												Northwestern St.
												H
												McNeese
												H

LAST 10 Division I

281	A	Ole Miss	108 64	135	H	Florida	79 57
22	H	Kentucky	103 85	79	H	Georgia	55 64
2	H	South Carolina	65 86	101	A	Vanderbilt	100 66
140	A	Missouri	85 81	140	H	Missouri	90 73
81	A	Alabama	66 48	2	A	South Carolina	82 91

Non-Div I Games:

Arkansas

■ Loss,
 ■ Non-Conf,
 ■ S Site,
 ■ H Home
 ■ A Away
 N Neutral

Average RPI Win:	265	WON-LOST	WINNING	LAST 10	STRENGTH OF	OPP. STRENGTH	TEAM	ADJ.	CONF.	ADJ CONF.
Average RPI Loss:	180	RECORD	PCT. RANK	GAMES	SCHEDULE	OF SCHEDULE	RPI	RPI	RPI	RPI
DIV. I ONLY	8- 15	257	4-6	227	277	260	260	21	21	
DIV. I NON-CONF.	2- 8	295	0	106	286	252	252	19	19	
TOTALS	RPI 1-25	RPI 26-50	W-L RECORDS	RPI 51-100	RPI 101-150	RPI 150+				
8- 15	0- 2	0- 0	OVERALL	1- 0	0- 3	7- 10				
5- 3	0- 0	0- 0	HOME	1- 0	0- 2	4- 1				
3- 11	0- 2	0- 0	AWAY	0- 0	0- 1	3- 8				
0- 1	0- 0	0- 0	NEUTRAL	0- 0	0- 0	0- 1				
2- 8	0- 2	0- 0	NON-CONFERENCE	0- 0	0- 1	2- 5				
1- 1	0- 0	0- 0	HOME	0- 0	0- 1	1- 0				
1- 6	0- 2	0- 0	AWAY	0- 0	0- 0	1- 4				
0- 1	0- 0	0- 0	NEUTRAL	0- 0	0- 0	0- 1				
6- 7	0- 0	0- 0	CONFERENCE	1- 0	0- 2	5- 5				
4- 2	0- 0	0- 0	HOME	1- 0	0- 1	3- 1				
2- 5	0- 0	0- 0	AWAY	0- 0	0- 1	2- 4				
0- 0	0- 0	0- 0	NEUTRAL	0- 0	0- 0	0- 0				

RPI 1-25				RPI 26-50			RPI 51-100			RPI 101+ Team's RPI: 260		
RPI	S	Opponent	Score	RPI	S	Opponent	Score	RPI	S	Opponent	Score	
5	A	Baylor	43 111					82	H	Coastal Caro.	63 61	
20	A	DePaul	64 109							107	A	UT Arlington 44 71
										107	H	UT Arlington 62 89
										122	H	Southeast Mo. St. 67 79
										157	N	N.C. A&T 50 55
										178	A	Memphis 50 78
										203	A	Louisiana 43 83
										211	A	Little Rock 58 67
										237	A	Murray St. 62 77
										240	H	Appalachian St. 76 58
										242	A	Louisiana Tech 54 67
										243	A	San Diego St. 71 62
										244	A	Tulsa 77 79
										259	A	Texas St. 56 53
										259	H	Texas St. 69 83
										301	A	Ga. Southern 67 80
										301	H	Ga. Southern 69 62
										308	A	Georgia St. 56 67
										308	H	Georgia St. 70 68
										339	H	Ark.-Pine Bluff 81 60
										350	A	La.-Monroe 54 53
LAST 10 Division I												
259	H	Texas St.	69 83	82	H	Coastal Caro.	63 61	203	A	Louisiana	43 83	
107	H	UT Arlington	62 89	211	A	Little Rock	58 67	240	H	Appalachian St.	76 58	
301	A	Ga. Southern	67 80	301	H	Ga. Southern	69 62					
308	A	Georgia St.	56 67									
350	A	La.-Monroe	54 53									

Non-Div I Games: Central Baptist 88 63

Arkansas St.

■ Loss,
 ■ Non-Conf,
 ■ S Site,
 ■ Home
 ■ A Away
 N Neutral

Average RPI Win:	278	WON-LOST	WINNING	LAST 10	STRENGTH OF	OPP. STRENGTH	TEAM	ADJ.	CONF.	ADJ CONF.
Average RPI Loss:	151	RECORD	PCT. RANK	GAMES	SCHEDULE	OF SCHEDULE	RPI	RPI	RPI	RPI
DIV. I ONLY	5- 19	315	1-9	175	206	300	300	15	15	
DIV. I NON-CONF.	4- 7	225	0	226	273	255	255	16	16	
TOTALS	RPI 1-25	RPI 26-50	W-L RECORDS	RPI 51-100	RPI 101-150	RPI 150+				
5- 19	0- 1	0- 1	OVERALL	0- 3	1- 6	4- 8				
3- 8	0- 1	0- 0	HOME	0- 1	1- 4	2- 2				
2- 11	0- 0	0- 1	AWAY	0- 2	0- 2	2- 6				
0- 0	0- 0	0- 0	NEUTRAL	0- 0	0- 0	0- 0				
4- 7	0- 1	0- 1	NON-CONFERENCE	0- 1	0- 2	4- 2				
2- 3	0- 1	0- 0	HOME	0- 0	0- 2	2- 0				
2- 4	0- 0	0- 1	AWAY	0- 1	0- 0	2- 2				
0- 0	0- 0	0- 0	NEUTRAL	0- 0	0- 0	0- 0				
1- 12	0- 0	0- 0	CONFERENCE	0- 2	1- 4	0- 6				
1- 5	0- 0	0- 0	HOME	0- 1	1- 2	0- 2				
0- 7	0- 0	0- 0	AWAY	0- 1	0- 2	0- 4				
0- 0	0- 0	0- 0	NEUTRAL	0- 0	0- 0	0- 0				

RPI 1-25				RPI 26-50				RPI 51-100				RPI 101+ Team's RPI: 300			
RPI	S	Opponent	Score	RPI	S	Opponent	Score	RPI	S	Opponent	Score	RPI	S	Opponent	Score
19	H	TCU	52 66	28	A	Arizona St.	51 83	66	A	St. John's (NY)	60 96	102	A	Colgate	93 100
								74	A	Bucknell	46 77	114	H	Holy Cross	61 48
								74	H	Bucknell	52 63	129	A	Lehigh	72 89
												129	H	Lehigh	65 94
												131	H	William & Mary	65 77
												132	H	Boston U.	66 72
												145	H	Columbia	62 71
												185	A	Lafayette	58 67
												185	H	Lafayette	52 57
												205	A	American	57 73
												205	H	American	62 67
												221	A	Manhattan	56 86
												245	A	Loyola Maryland	59 68
												294	A	Navy	45 57
												303	A	Air Force	68 66
												305	A	St. Francis Brooklyn	64 70
												315	H	Bryant	81 75
												320	A	Fairleigh Dickinson	70 68
												338	H	LIU Brooklyn	67 60
LAST 10 Division I															
129	A	Lehigh	72 89	294	A	Navy	45 57								
185	A	Lafayette	58 67	185	H	Lafayette	52 57								
205	H	American	62 67	245	A	Loyola Maryland	59 68								
129	H	Lehigh	65 94	114	H	Holy Cross	61 48								
74	A	Bucknell	46 77	132	H	Boston U.	66 72								

Non-Div I Games:

Army West Point

Average RPI Win:	177	WON-LOST	WINNING	LAST 10	STRENGTH OF	OPP. STRENGTH	TEAM	ADJ.	CONF.	ADJ CONF.
Average RPI Loss:	58	RECORD	PCT. RANK	GAMES	SCHEDULE	OF SCHEDULE	RPI	RPI	RPI	RPI
DIV. I ONLY	9- 14	242	3-7	11	65	105	105	4	4	
DIV. I NON-CONF.	6- 5	151	0	20	170	72	72	5	5	
TOTALS	RPI 1-25	RPI 26-50	W-L RECORDS	RPI 51-100	RPI 101-150	RPI 150+				
9- 14	0- 4	2- 3	OVERALL	0- 4	2- 3	5- 0				
7- 4	0- 0	1- 2	HOME	0- 1	2- 1	4- 0				
1- 8	0- 4	0- 0	AWAY	0- 2	0- 2	1- 0				
1- 2	0- 0	1- 1	NEUTRAL	0- 1	0- 0	0- 0				
6- 5	0- 1	1- 2	NON-CONFERENCE	0- 1	1- 1	4- 0				
4- 1	0- 0	0- 1	HOME	0- 0	1- 0	3- 0				
1- 2	0- 1	0- 0	AWAY	0- 0	0- 1	1- 0				
1- 2	0- 0	1- 1	NEUTRAL	0- 1	0- 0	0- 0				
3- 9	0- 3	1- 1	CONFERENCE	0- 3	1- 2	1- 0				
3- 3	0- 0	1- 1	HOME	0- 1	1- 1	1- 0				
0- 6	0- 3	0- 0	AWAY	0- 2	0- 1	0- 0				
0- 0	0- 0	0- 0	NEUTRAL	0- 0	0- 0	0- 0				

RPI 1-25				RPI 26-50				RPI 51-100				RPI 101+ Team's RPI: 105			
RPI	S	Opponent	Score	RPI	S	Opponent	Score	RPI	S	Opponent	Score	RPI	S	Opponent	Score
2	A	South Carolina	53 79	26	H	LSU	65 60	52	N	Middle Tenn.	50 73	101	A	Vanderbilt	55 77
11	A	Mississippi St.	73 78	27	H	Old Dominion	77 89	79	A	Georgia	50 61	101	H	Vanderbilt	70 62
19	A	TCU	65 80	36	N	Drake	82 83	81	A	Alabama	64 68	112	H	Bethune-Cookman	74 56
22	A	Kentucky	61 68	37	H	Arkansas	70 86	81	H	Alabama	48 75	127	A	UAB	75 80
				50	N	Dayton	76 74					135	H	Florida	63 83
LAST 10 Division I															
				26	H	LSU	65 60	22	A	Kentucky	61 68				
				2	A	South Carolina	53 79	281	H	Ole Miss	59 43				
				81	A	Alabama	64 68	79	A	Georgia	50 61				
				101	H	Vanderbilt	70 62	81	H	Alabama	48 75				
				11	A	Mississippi St.	73 78	135	H	Florida	63 83				

Non-Div I Games:

Auburn

■ Loss,
 ■ Non-Conf,
 ■ S Site,
 ■ H Home
 ■ A Away
 N Neutral

Average RPI Win:	267	WON-LOST	WINNING	LAST 10	STRENGTH OF	OPP. STRENGTH	TEAM	ADJ.	CONF.	ADJ CONF.
Average RPI Loss:	111	RECORD	PCT. RANK	GAMES	SCHEDULE	OF SCHEDULE	RPI	RPI	RPI	RPI
DIV. I ONLY	13- 10	132	5-5	251	250	176	176	20	20	
DIV. I NON-CONF.	7- 2	53	0	297	244	98	98	23	23	
TOTALS	RPI 1-25	RPI 26-50	W-L RECORDS	RPI 51-100	RPI 101-150	RPI 150+				
13- 10	0- 1	0- 0	OVERALL	1- 4	0- 2	12- 3				
6- 4	0- 0	0- 0	HOME	1- 2	0- 1	5- 1				
6- 6	0- 1	0- 0	AWAY	0- 2	0- 1	6- 2				
1- 0	0- 0	0- 0	NEUTRAL	0- 0	0- 0	1- 0				
7- 2	0- 1	0- 0	NON-CONFERENCE	1- 0	0- 0	6- 1				
2- 0	0- 0	0- 0	HOME	1- 0	0- 0	1- 0				
4- 2	0- 1	0- 0	AWAY	0- 0	0- 0	4- 1				
1- 0	0- 0	0- 0	NEUTRAL	0- 0	0- 0	1- 0				
6- 8	0- 0	0- 0	CONFERENCE	0- 4	0- 2	6- 2				
4- 4	0- 0	0- 0	HOME	0- 2	0- 1	4- 1				
2- 4	0- 0	0- 0	AWAY	0- 2	0- 1	2- 1				
0- 0	0- 0	0- 0	NEUTRAL	0- 0	0- 0	0- 0				

RPI 1-25				RPI 26-50				RPI 51-100				RPI 101+ Team's RPI: 176			
RPI	S	Opponent	Score	RPI	S	Opponent	Score	RPI	S	Opponent	Score	RPI	S	Opponent	Score
22	A	Kentucky	52 81					60	A	Belmont	46 69	122	A	Southeast Mo. St.	43 81
								60	H	Belmont	52 53	122	H	Southeast Mo. St.	66 79
								62	A	UT Martin	61 65	168	N	Binghamton	80 63
								62	H	UT Martin	61 69	181	A	Illinois	62 76
								91	H	Illinois St.	77 72	196	A	Tennessee Tech	49 58
												197	A	Chattanooga	50 49
												225	H	Eastern Ill.	47 76
												237	H	Murray St.	69 61
												261	A	Alabama A&M	67 61
												264	H	Eastern Ky.	69 53
												274	A	Jacksonville St.	63 57
												296	A	FIU	58 56
												324	H	Evansville	80 64
												335	H	SIUE	74 61
												336	A	Tennessee St.	87 55
												336	H	Tennessee St.	76 58
												351	A	Mississippi Val.	100 82
LAST 10 Division I															
264	H	Eastern Ky.	69 53	335	H	SIUE	74 61								
237	H	Murray St.	69 61	60	H	Belmont	52 53								
60	A	Belmont	46 69	336	H	Tennessee St.	76 58								
336	A	Tennessee St.	87 55	62	A	UT Martin	61 65								
225	H	Eastern Ill.	47 76	122	A	Southeast Mo. St.	43 81								

Non-Div I Games: Christian Bros. 82 62 Ky. Wesleyan 103 70

Austin Peay

Loss, Non-Conf, S Site, H Home A Away N Neutral

BYU										
Average RPI Win:	182	WON-LOST	WINNING	LAST 10	STRENGTH OF	OPP. STRENGTH	TEAM	ADJ.	CONF.	ADJ CONF.
Average RPI Loss:	72	RECORD	PCT. RANK	GAMES	SCHEDULE	OF SCHEDULE	RPI	RPI	RPI	RPI
DIV. I ONLY	14- 9	104	8-2	61	89	68	68	11	11	
DIV. I NON-CONF.	4- 5	195	0	87	44	133	133	11	11	

TOTALS	RPI 1-25	RPI 26-50	W-L RECORDS	RPI 51-100	RPI 101-150	RPI 150+				
14- 9	0- 3	0- 1	OVERALL	1- 1	4- 4	9- 0				
7- 3	0- 1	0- 0	HOME	0- 0	2- 2	5- 0				
6- 5	0- 1	0- 1	AWAY	1- 1	2- 2	3- 0				
1- 1	0- 1	0- 0	NEUTRAL	0- 0	0- 0	1- 0				
4- 5	0- 1	0- 1	NON-CONFERENCE	1- 1	0- 2	3- 0				
2- 1	0- 0	0- 0	HOME	0- 0	0- 1	2- 0				
1- 3	0- 0	0- 1	AWAY	1- 1	0- 1	0- 0				
1- 1	0- 1	0- 0	NEUTRAL	0- 0	0- 0	1- 0				
10- 4	0- 2	0- 0	CONFERENCE	0- 0	4- 2	6- 0				
5- 2	0- 1	0- 0	HOME	0- 0	2- 1	3- 0				
5- 2	0- 1	0- 0	AWAY	0- 0	2- 1	3- 0				
0- 0	0- 0	0- 0	NEUTRAL	0- 0	0- 0	0- 0				

RPI 1-25				RPI 26-50				RPI 51-100 Team's RPI: 68				RPI 101+			
RPI	S	Opponent	Score	RPI	S	Opponent	Score	RPI	S	Opponent	Score	RPI	S	Opponent	Score
13	A	Gonzaga	44 59	28	A	Arizona St.	52 60	59	A	Fresno St.	71 65	108	A	San Diego	45 51
13	H	Gonzaga	43 55					99	A	Washington St.	50 67	108	H	San Diego	52 36
15	N	Oregon St.	34 65									111	H	Utah	73 77
												115	A	Boise St.	55 66
												116	A	Pacific	76 66
												116	H	Pacific	65 54
												144	A	Portland	66 54
												144	H	Portland	48 57
												155	A	Saint Mary's (CA)	65 55
												155	H	Saint Mary's (CA)	60 39
												165	N	San Jose St.	75 56
												190	A	Pepperdine	65 47
												204	H	Santa Clara	71 48
												236	H	San Francisco	57 44
												285	H	Utah St.	67 50
												291	A	LMU (CA)	59 44
												325	H	Utah Valley	71 57

LAST 10 Division I															
116	H	Pacific	65 54	204	H	Santa Clara	71 48								
155	H	Saint Mary's (CA)	60 39	236	H	San Francisco	57 44								
108	A	San Diego	45 51	155	A	Saint Mary's (CA)	65 55								
13	A	Gonzaga	44 59	116	A	Pacific	76 66								
144	A	Portland	66 54	108	H	San Diego	52 36								

Non-Div I Games: Tex. A&M-Kingsville90 38

BYU

Average RPI Win:	183	WON-LOST	WINNING	LAST 10	STRENGTH OF	OPP. STRENGTH	TEAM	ADJ.	CONF.	ADJ CONF.
Average RPI Loss:	68	RECORD	PCT. RANK	GAMES	SCHEDULE	OF SCHEDULE	RPI	RPI	RPI	RPI
DIV. I ONLY	16- 7	59	7-3	113	103	58	58	10	10	
DIV. I NON-CONF.	7- 4	100	0	207	94	109	109	10	10	
TOTALS	RPI 1-25	RPI 26-50	W-L RECORDS	RPI 51-100	RPI 101-150	RPI 150+				
16- 7	0- 1	0- 2	OVERALL	1- 2	5- 2	10- 0				
8- 1	0- 0	0- 1	HOME	1- 0	2- 0	5- 0				
5- 5	0- 1	0- 1	AWAY	0- 2	1- 1	4- 0				
3- 1	0- 0	0- 0	NEUTRAL	0- 0	2- 1	1- 0				
7- 4	0- 0	0- 1	NON-CONFERENCE	1- 2	2- 1	4- 0				
2- 1	0- 0	0- 1	HOME	1- 0	0- 0	1- 0				
2- 2	0- 0	0- 0	AWAY	0- 2	0- 0	2- 0				
3- 1	0- 0	0- 0	NEUTRAL	0- 0	2- 1	1- 0				
9- 3	0- 1	0- 1	CONFERENCE	0- 0	3- 1	6- 0				
6- 0	0- 0	0- 0	HOME	0- 0	2- 0	4- 0				
3- 3	0- 1	0- 1	AWAY	0- 0	1- 1	2- 0				
0- 0	0- 0	0- 0	NEUTRAL	0- 0	0- 0	0- 0				

RPI 1-25				RPI 26-50				RPI 51-100				Team's RPI: 58	RPI 101+			
RPI	S	Opponent	Score	RPI	S	Opponent	Score	RPI	S	Opponent	Score		RPI	S	Opponent	Score
17	A	Central Mich.	39 66	32	H	Western Ky.	86 91	53	A	IUPUI	48 65		104	A	Kent St.	68 69
				45	A	Ohio	71 79	85	A	Cincinnati	56 63		104	H	Kent St.	66 62
								93	H	Butler	74 70		129	N	Lehigh	54 52
													133	A	Buffalo	69 58
													133	H	Buffalo	69 65
													137	N	Wisconsin	56 67
													141	N	Providence	52 51
													151	H	Western Mich.	68 65
													156	A	Toledo	60 58
													175	H	Eastern Mich.	59 54
													188	H	Miami (OH)	80 63
													191	H	Akron	60 52
													199	A	New Mexico	70 57
													253	H	Xavier	70 49
													254	A	Bowling Green	86 80
													291	N	LMU (CA)	77 72
													329	A	Purdue Fort Wayne	83 52
LAST 10 Division I																
133	A	Buffalo	69 58	188	H	Miami (OH)	80 63									
156	A	Toledo	60 58	133	H	Buffalo	69 65									
191	H	Akron	60 52	45	A	Ohio	71 79									
151	H	Western Mich.	68 65	17	A	Central Mich.	39 66									
104	A	Kent St.	68 69	175	H	Eastern Mich.	59 54									

Non-Div I Games: Urbana 84 49

Ball St.

■ Loss,
 ■ Non-Conf, S Site,
 ■ Home
 ■ Away
 N Neutral

Average RPI Win:	122	WON-LOST	WINNING	LAST 10	STRENGTH OF	OPP. STRENGTH	TEAM	ADJ.	CONF.	ADJ CONF.
Average RPI Loss:	2	RECORD	PCT. RANK	GAMES	SCHEDULE	OF SCHEDULE	RPI	RPI	RPI	RPI
DIV. I ONLY	23- 1	2	10-0	48	8	5	5	3	3	
DIV. I NON-CONF.	11- 1	13	0	187	16	41	41	3	3	
TOTALS	RPI 1-25	RPI 26-50	W-L RECORDS	RPI 51-100	RPI 101-150	RPI 150+				
23- 1	4- 1	4- 0	OVERALL	6- 0	3- 0	6- 0				
14- 0	1- 0	2- 0	HOME	3- 0	2- 0	6- 0				
7- 0	2- 0	2- 0	AWAY	2- 0	1- 0	0- 0				
2- 1	1- 1	0- 0	NEUTRAL	1- 0	0- 0	0- 0				
11- 1	2- 1	0- 0	NON-CONFERENCE	3- 0	0- 0	6- 0				
8- 0	0- 0	0- 0	HOME	2- 0	0- 0	6- 0				
1- 0	1- 0	0- 0	AWAY	0- 0	0- 0	0- 0				
2- 1	1- 1	0- 0	NEUTRAL	1- 0	0- 0	0- 0				
12- 0	2- 0	4- 0	CONFERENCE	3- 0	3- 0	0- 0				
6- 0	1- 0	2- 0	HOME	1- 0	2- 0	0- 0				
6- 0	1- 0	2- 0	AWAY	2- 0	1- 0	0- 0				
0- 0	0- 0	0- 0	NEUTRAL	0- 0	0- 0	0- 0				

RPI 1-25				Team's RPI: 5		RPI 26-50				RPI 51-100				RPI 101+					
RPI	S	Opponent	Score		RPI	S	Opponent	Score		RPI	S	Opponent	Score		RPI	S	Opponent	Score	
2	N	South Carolina	59	74	41	A	Texas	64	44	55	H	West Virginia	91	51	113	A	Kansas	90	47
7	A	UConn	74	58	43	H	Iowa St.	83	62	57	A	Oklahoma	77	56	113	H	Kansas	97	44
18	N	Indiana	77	62	46	A	Oklahoma St.	69	42	70	H	South Fla.	58	46	147	H	Texas Tech	87	79
19	A	TCU	66	57	46	H	Oklahoma St.	94	48	79	H	Georgia	72	38	260	H	Arkansas St.	111	43
19	H	TCU	81	62						98	A	Kansas St.	54	40	263	H	New Hampshire	97	29
										99	N	Washington St.	89	66	269	H	Lamar University	90	28
															272	H	Morehead St.	94	47
															318	H	Houston Baptist	112	42
															344	H	Grambling	120	46
LAST 10 Division I																			
					46	A	Oklahoma St.	69	42	43	H	Iowa St.	83	62					
					19	H	TCU	81	62	147	H	Texas Tech	87	79					
					98	A	Kansas St.	54	40	19	A	TCU	66	57					
					113	H	Kansas	97	44	55	H	West Virginia	91	51					
					41	A	Texas	64	44	113	A	Kansas	90	47					

Non-Div I Games:

Baylor

■ Loss,
 ■ Non-Conf, S Site,
 ■ Home
 ■ Away
 N Neutral

Average RPI Win:	212	WON-LOST	WINNING	LAST 10	STRENGTH OF	OPP. STRENGTH	TEAM	ADJ.	CONF.	ADJ CONF.
Average RPI Loss:	78	RECORD	PCT. RANK	GAMES	SCHEDULE	OF SCHEDULE	RPI	RPI	RPI	RPI
DIV. I ONLY	17- 8	64	9-1	88	172	60	60	20	20	
DIV. I NON-CONF.	5- 6	187	0	17	14	70	70	23	23	
TOTALS	RPI 1-25	RPI 26-50	W-L RECORDS	RPI 51-100	RPI 101-150	RPI 150+				
17- 8	0- 1	1- 4	OVERALL	1- 1	1- 0	14- 2				
12- 0	0- 0	1- 0	HOME	1- 0	0- 0	10- 0				
5- 6	0- 0	0- 3	AWAY	0- 1	1- 0	4- 2				
0- 2	0- 1	0- 1	NEUTRAL	0- 0	0- 0	0- 0				
5- 6	0- 1	1- 4	NON-CONFERENCE	1- 0	0- 0	3- 1				
4- 0	0- 0	1- 0	HOME	1- 0	0- 0	2- 0				
1- 4	0- 0	0- 3	AWAY	0- 0	0- 0	1- 1				
0- 2	0- 1	0- 1	NEUTRAL	0- 0	0- 0	0- 0				
12- 2	0- 0	0- 0	CONFERENCE	0- 1	1- 0	11- 1				
8- 0	0- 0	0- 0	HOME	0- 0	0- 0	8- 0				
4- 2	0- 0	0- 0	AWAY	0- 1	1- 0	3- 1				
0- 0	0- 0	0- 0	NEUTRAL	0- 0	0- 0	0- 0				

RPI 1-25				RPI 26-50				RPI 51-100 Team's RPI: 60				RPI 101+			
RPI	S	Opponent	Score	RPI	S	Opponent	Score	RPI	S	Opponent	Score	RPI	S	Opponent	Score
3	N	Maryland	26 90	30	N	Virginia Tech	58 60	52	H	Middle Tenn.	68 57	122	A	Southeast Mo. St.	57 45
				32	A	Western Ky.	46 77	62	A	UT Martin	57 74	156	A	Toledo	48 53
				33	A	Marquette	51 53					176	A	Austin Peay	53 52
				37	A	Arkansas	60 91					176	H	Austin Peay	69 46
				44	H	UCF	72 37					186	H	Northern Ky.	62 45
												196	A	Tennessee Tech	59 47
												197	H	Chattanooga	63 50
												225	H	Eastern Ill.	69 45
												237	A	Murray St.	86 56
												237	H	Murray St.	70 53
												264	H	Eastern Ky.	68 48
												272	H	Morehead St.	71 62
												273	A	Lipscomb	69 68
												274	A	Jacksonville St.	41 60
												274	H	Jacksonville St.	61 49
												335	H	SIUE	69 48
												336	H	Tennessee St.	70 58
LAST 10 Division I															
				274	H	Jacksonville St.	61 49					196	A	Tennessee Tech	59 47
				336	H	Tennessee St.	70 58					176	A	Austin Peay	53 52
				176	H	Austin Peay	69 46					237	A	Murray St.	86 56
				237	H	Murray St.	70 53					272	H	Morehead St.	71 62
				274	A	Jacksonville St.	41 60					264	H	Eastern Ky.	68 48

Non-Div I Games:

Belmont

■ Loss,
 ■ Non-Conf,
 ■ S Site,
 ■ H Home
 ■ A Away
 N Neutral

Bethune-Cookman

Through Games Of Feb. 17, 2020

Average RPI Win:	268	WON-LOST	WINNING	LAST 10	STRENGTH OF	OPP. STRENGTH	TEAM	ADJ.	CONF.	ADJ CONF.
Average RPI Loss:	89	RECORD	PCT. RANK	GAMES	SCHEDULE	OF SCHEDULE	RPI	RPI	RPI	RPI
DIV. I ONLY	17- 5	37	10-0	295	286	112	112	29	29	
DIV. I NON-CONF.	6- 4	123	0	267	87	143	143	29	29	
TOTALS	RPI 1-25	RPI 26-50	W-L RECORDS	RPI 51-100	RPI 101-150	RPI 150+				
17- 5	0- 1	0- 1	OVERALL	0- 1	0- 1	17- 1				
6- 2	0- 1	0- 1	HOME	0- 0	0- 0	6- 0				
10- 3	0- 0	0- 0	AWAY	0- 1	0- 1	10- 1				
1- 0	0- 0	0- 0	NEUTRAL	0- 0	0- 0	1- 0				
6- 4	0- 1	0- 1	NON-CONFERENCE	0- 1	0- 1	6- 0				
1- 2	0- 1	0- 1	HOME	0- 0	0- 0	1- 0				
4- 2	0- 0	0- 0	AWAY	0- 1	0- 1	4- 0				
1- 0	0- 0	0- 0	NEUTRAL	0- 0	0- 0	1- 0				
11- 1	0- 0	0- 0	CONFERENCE	0- 0	0- 0	11- 1				
5- 0	0- 0	0- 0	HOME	0- 0	0- 0	5- 0				
6- 1	0- 0	0- 0	AWAY	0- 0	0- 0	6- 1				
0- 0	0- 0	0- 0	NEUTRAL	0- 0	0- 0	0- 0				

RPI 1-25				RPI 26-50				RPI 51-100				RPI 101+ Team's RPI: 112			
RPI	S	Opponent	Score	RPI	S	Opponent	Score	RPI	S	Opponent	Score	RPI	S	Opponent	Score
17	H	Central Mich.	67 92	48	H	Troy	62 68	81	A	Alabama	49 60	105	A	Auburn	56 74
												157	A	N.C. A&T	69 58
												157	H	N.C. A&T	70 50
												174	A	Jacksonville	53 52
												192	A	Norfolk St.	51 61
												212	A	Stetson	59 55
												240	N	Appalachian St.	61 44
												246	H	Morgan St.	74 65
												250	A	Howard	75 59
												250	H	Howard	88 59
												271	A	Delaware St.	66 55
												296	A	FIU	65 60
												301	H	Ga. Southern	75 57
												311	H	N.C. Central	73 52
												323	A	UMES	62 53
												328	H	Coppin St.	82 51
												343	A	Florida A&M	78 57
												345	A	Charleston So.	81 41
												349	A	South Carolina St.	66 55
LAST 10 Division I															
271	A	Delaware St.	66 55	349	A	South Carolina St.	66 55								
323	A	UMES	62 53	157	A	N.C. A&T	69 58								
250	H	Howard	88 59	311	H	N.C. Central	73 52								
157	H	N.C. A&T	70 50	246	H	Morgan St.	74 65								
343	A	Florida A&M	78 57	328	H	Coppin St.	82 51								

Non-Div I Games: Edward Waters 79 46 Palm Beach Atl. 68 45

Bethune-Cookman

Loss, Non-Conf, S Site, H Home A Away N Neutral

Binghamton

Through Games Of Feb. 17, 2020

Average RPI Win:	272	WON-LOST	WINNING	LAST 10	STRENGTH OF	OPP. STRENGTH	TEAM	ADJ.	CONF.	ADJ CONF.
Average RPI Loss:	180	RECORD	PCT. RANK	GAMES	SCHEDULE	OF SCHEDULE	RPI	RPI	RPI	RPI
DIV. I ONLY	16- 8	69	5-5	316	307	168	168	27	27	
DIV. I NON-CONF.	10- 2	29	0	329	275	125	125	27	27	
TOTALS	RPI 1-25	RPI 26-50	W-L RECORDS	RPI 51-100	RPI 101-150	RPI 150+				
16- 8	0- 0	0- 0	OVERALL	0- 3	0- 0	16- 5				
9- 2	0- 0	0- 0	HOME	0- 1	0- 0	9- 1				
6- 5	0- 0	0- 0	AWAY	0- 2	0- 0	6- 3				
1- 1	0- 0	0- 0	NEUTRAL	0- 0	0- 0	1- 1				
10- 2	0- 0	0- 0	NON-CONFERENCE	0- 1	0- 0	10- 1				
5- 0	0- 0	0- 0	HOME	0- 0	0- 0	5- 0				
4- 1	0- 0	0- 0	AWAY	0- 1	0- 0	4- 0				
1- 1	0- 0	0- 0	NEUTRAL	0- 0	0- 0	1- 1				
6- 6	0- 0	0- 0	CONFERENCE	0- 2	0- 0	6- 4				
4- 2	0- 0	0- 0	HOME	0- 1	0- 0	4- 1				
2- 4	0- 0	0- 0	AWAY	0- 1	0- 0	2- 3				
0- 0	0- 0	0- 0	NEUTRAL	0- 0	0- 0	0- 0				

RPI S	Opponent	Score	RPI S	Opponent	Score	RPI S	Opponent	Score	RPI S	Opponent	Score	Team's RPI: 168
						63	A Stony Brook	54 58	166	A Cornell	59 56	
						63	H Stony Brook	60 67	175	H Eastern Mich.	78 67	
						89	A Miami (FL)	56 79	176	N Austin Peay	63 80	
									185	H Lafayette	74 64	
									206	A Maine	65 75	
									206	H Maine	73 63	
									230	H UMass Lowell	56 66	
									263	A New Hampshire	63 53	
									266	H Niagara	74 55	
									271	A Delaware St.	75 66	
									275	A Siena	89 62	
									293	H St. Bonaventure	78 67	
									295	A Vermont	62 65	
									295	H Vermont	76 53	
									297	A UMBC	61 43	
									314	A Albany (NY)	53 56	
									314	H Albany (NY)	58 42	
									320	A Fairleigh Dickinson	60 48	
									332	H NJIT	75 40	
									344	N Grambling	88 67	
									346	H Hartford	80 44	
LAST 10 Division I												
295	H Vermont	76 53	263	A New Hampshire	63 53							
63	A Stony Brook	54 58	63	H Stony Brook	60 67							
206	A Maine	65 75	206	H Maine	73 63							
314	H Albany (NY)	58 42	295	A Vermont	62 65							
346	H Hartford	80 44	230	H UMass Lowell	56 66							

Non-Div I Games: Bloomsburg 70 45

Binghamton

Loss, Non-Conf, S Site, H Home A Away N Neutral

Average RPI Win:	237	WON-LOST	WINNING	LAST 10	STRENGTH OF	OPP. STRENGTH	TEAM	ADJ.	CONF.	ADJ CONF.
Average RPI Loss:	114	RECORD	PCT. RANK	GAMES	SCHEDULE	OF SCHEDULE	RPI	RPI	RPI	RPI
DIV. I ONLY	16- 9	84	7-3	177	153	115	115	17	17	
DIV. I NON-CONF.	6- 4	123	0	69	29	86	86	22	22	
TOTALS	RPI 1-25	RPI 26-50	W-L RECORDS	RPI 51-100	RPI 101-150	RPI 150+				
16- 9	0- 3	0- 0	OVERALL	1- 2	1- 0	14- 4				
9- 4	0- 1	0- 0	HOME	1- 2	0- 0	8- 1				
7- 5	0- 2	0- 0	AWAY	0- 0	1- 0	6- 3				
0- 0	0- 0	0- 0	NEUTRAL	0- 0	0- 0	0- 0				
6- 4	0- 3	0- 0	NON-CONFERENCE	1- 1	1- 0	4- 0				
4- 2	0- 1	0- 0	HOME	1- 1	0- 0	3- 0				
2- 2	0- 2	0- 0	AWAY	0- 0	1- 0	1- 0				
0- 0	0- 0	0- 0	NEUTRAL	0- 0	0- 0	0- 0				
10- 5	0- 0	0- 0	CONFERENCE	0- 1	0- 0	10- 4				
5- 2	0- 0	0- 0	HOME	0- 1	0- 0	5- 1				
5- 3	0- 0	0- 0	AWAY	0- 0	0- 0	5- 3				
0- 0	0- 0	0- 0	NEUTRAL	0- 0	0- 0	0- 0				

RPI 1-25			RPI 26-50			RPI 51-100			RPI 101+ Team's RPI: 115		
RPI	S	Opponent	Score	RPI	S	Opponent	Score	RPI	S	Opponent	Score
4	H	Missouri St.	69 72					127	A	UAB	83 81
6	A	Louisville	82 98					165	A	San Jose St.	61 74
19	A	TCU	65 77					190	H	Pepperdine	76 74
								195	A	Wyoming	68 73
								195	H	Wyoming	67 48
								198	A	UNLV	65 66
								199	H	New Mexico	83 82
								220	H	Portland St.	82 57
								243	A	San Diego St.	69 67
								243	H	San Diego St.	86 72
								256	A	Nevada	83 72
								256	H	Nevada	54 40
								265	A	Colorado St.	72 69
								285	A	Utah St.	65 59
								285	H	Utah St.	56 58
								303	A	Air Force	74 69
								303	H	Air Force	70 61
								306	A	Eastern Wash.	63 61
								325	H	Utah Valley	77 69
LAST 10 Division I											
243	A	San Diego St.	69 67	165	A	San Jose St.	61 74				
303	A	Air Force	74 69	59	H	Fresno St.	80 85				
285	H	Utah St.	56 58	285	A	Utah St.	65 59				
195	H	Wyoming	67 48	303	H	Air Force	70 61				
256	A	Nevada	83 72	243	H	San Diego St.	86 72				

Non-Div I Games: Lewis-Clark St. 88 34 Western Ore. 75 32

Boise St.

■ Loss,
 ■ Non-Conf, S Site,
 ■ Home
 ■ Away
 N Neutral

Average RPI Win:	162	WON-LOST	WINNING	LAST 10	STRENGTH OF	OPP. STRENGTH	TEAM	ADJ.	CONF.	ADJ CONF.
Average RPI Loss:	56	RECORD	PCT. RANK	GAMES	SCHEDULE	OF SCHEDULE	RPI	RPI	RPI	RPI
DIV. I ONLY	15- 10	110	6-4	58	57	69	69	5	5	
DIV. I NON-CONF.	7- 4	100	0	89	159	69	69	4	4	
TOTALS	RPI 1-25	RPI 26-50	W-L RECORDS	RPI 51-100	RPI 101-150	RPI 150+				
15- 10	1- 3	0- 2	OVERALL	1- 3	6- 2	7- 0				
8- 4	0- 2	0- 0	HOME	0- 2	4- 0	4- 0				
6- 5	1- 1	0- 2	AWAY	1- 0	2- 2	2- 0				
1- 1	0- 0	0- 0	NEUTRAL	0- 1	0- 0	1- 0				
7- 4	0- 1	0- 0	NON-CONFERENCE	0- 1	2- 2	5- 0				
5- 0	0- 0	0- 0	HOME	0- 0	1- 0	4- 0				
1- 3	0- 1	0- 0	AWAY	0- 0	1- 2	0- 0				
1- 1	0- 0	0- 0	NEUTRAL	0- 1	0- 0	1- 0				
8- 6	1- 2	0- 2	CONFERENCE	1- 2	4- 0	2- 0				
3- 4	0- 2	0- 0	HOME	0- 2	3- 0	0- 0				
5- 2	1- 0	0- 2	AWAY	1- 0	1- 0	2- 0				
0- 0	0- 0	0- 0	NEUTRAL	0- 0	0- 0	0- 0				

RPI 1-25				RPI 26-50				RPI 51-100 Team's RPI: 69				RPI 101+			
RPI	S	Opponent	Score	RPI	S	Opponent	Score	RPI	S	Opponent	Score	RPI	S	Opponent	Score
6	H	Louisville	70 81	30	A	Virginia Tech	49 70	51	H	Virginia	52 69	103	H	North Carolina	93 75
12	A	Northwestern	63 66	31	A	Duke	73 85	65	N	Charlotte	68 84	110	A	Notre Dame	75 65
21	H	NC State	54 72					73	A	Georgia Tech	55 48	110	H	Notre Dame	56 55
25	A	Florida St.	65 56					84	H	Syracuse	79 89	114	A	Holy Cross	71 80
												117	H	VCU	87 52
												121	H	Wake Forest	67 54
												132	A	Boston U.	88 57
												141	A	Providence	60 76
												158	N	Tulane	89 76
												169	H	Rhode Island	66 55
												219	A	Clemson	70 68
												230	H	UMass Lowell	89 46
												271	H	Delaware St.	109 69
												290	A	Pittsburgh	79 70
												305	H	St. Francis Brooklyn	106 69
LAST 10 Division I															
103	H	North Carolina	93 75	25	A	Florida St.	65 56								
110	H	Notre Dame	56 55	30	A	Virginia Tech	49 70								
219	A	Clemson	70 68	73	A	Georgia Tech	55 48								
84	H	Syracuse	79 89	6	H	Louisville	70 81								
121	H	Wake Forest	67 54	51	H	Virginia	52 69								

Non-Div I Games:

Average RPI Win:	198	WON-LOST	WINNING	LAST 10	STRENGTH OF	OPP. STRENGTH	TEAM	ADJ.	CONF.	ADJ CONF.
Average RPI Loss:	138	RECORD	PCT. RANK	GAMES	SCHEDULE	OF SCHEDULE	RPI	RPI	RPI	RPI
DIV. I ONLY	14- 10	120	8-2	155	156	132	132	15	15	
DIV. I NON-CONF.	5- 6	187	0	158	139	183	183	16	16	
TOTALS	RPI 1-25	RPI 26-50	W-L RECORDS	RPI 51-100	RPI 101-150	RPI 150+				
14- 10	0- 0	0- 0	OVERALL	1- 3	4- 4	9- 3				
7- 5	0- 0	0- 0	HOME	1- 3	2- 2	4- 0				
7- 5	0- 0	0- 0	AWAY	0- 0	2- 2	5- 3				
0- 0	0- 0	0- 0	NEUTRAL	0- 0	0- 0	0- 0				
5- 6	0- 0	0- 0	NON-CONFERENCE	0- 3	1- 2	4- 1				
2- 4	0- 0	0- 0	HOME	0- 3	1- 1	1- 0				
3- 2	0- 0	0- 0	AWAY	0- 0	0- 1	3- 1				
0- 0	0- 0	0- 0	NEUTRAL	0- 0	0- 0	0- 0				
9- 4	0- 0	0- 0	CONFERENCE	1- 0	3- 2	5- 2				
5- 1	0- 0	0- 0	HOME	1- 0	1- 1	3- 0				
4- 3	0- 0	0- 0	AWAY	0- 0	2- 1	2- 2				
0- 0	0- 0	0- 0	NEUTRAL	0- 0	0- 0	0- 0				

RPI S	Opponent	Score	RPI S	Opponent	Score	RPI S	Opponent	Score	RPI S	Opponent	Score	Team's RPI: 132
						64	H Marist	75 89	102	A Colgate	60 58	
						69	H Boston College	57 88	102	H Colgate	61 70	
						74	H Bucknell	52 48	114	A Holy Cross	62 51	
						96	H Harvard	39 66	114	H Holy Cross	76 70	
									126	H Northeastern	72 56	
									129	A Lehigh	34 51	
									134	A California	62 73	
									149	H Massachusetts	45 58	
									159	A UC Davis	68 75	
									172	H Dartmouth	74 56	
									185	A Lafayette	57 59	
									205	H American	59 44	
									206	A Maine	62 49	
									245	A Loyola Maryland	41 39	
									245	H Loyola Maryland	44 42	
									263	A New Hampshire	78 64	
									294	A Navy	41 46	
									294	H Navy	71 56	
									300	A Army West Point	72 66	
									314	A Albany (NY)	60 58	
LAST 10 Division I												
294	H Navy	71 56	114	H Holy Cross	76 70							
102	A Colgate	60 58	294	A Navy	41 46							
114	A Holy Cross	62 51	102	H Colgate	61 70							
74	H Bucknell	52 48	245	H Loyola Maryland	44 42							
245	A Loyola Maryland	41 39	300	A Army West Point	72 66							

Non-Div I Games:

Boston U.

■ Loss,
 ■ Non-Conf,
 ■ S Site,
 ■ H Home
 ■ A Away
 N Neutral

Bowling Green

Through Games Of Feb. 17, 2020

Average RPI Win:	231	WON-LOST	WINNING	LAST 10	STRENGTH OF	OPP. STRENGTH	TEAM	ADJ.	CONF.	ADJ CONF.
Average RPI Loss:	132	RECORD	PCT. RANK	GAMES	SCHEDULE	OF SCHEDULE	RPI	RPI	RPI	RPI
DIV. I ONLY	6- 16	297	1-9	141	146	254	254	10	10	
DIV. I NON-CONF.	5- 5	164	0	189	262	150	150	10	10	
TOTALS	RPI 1-25	RPI 26-50	W-L RECORDS	RPI 51-100	RPI 101-150	RPI 150+				
6- 16	0- 1	0- 2	OVERALL	0- 1	0- 4	6- 8				
3- 5	0- 0	0- 0	HOME	0- 1	0- 0	3- 4				
2- 9	0- 1	0- 2	AWAY	0- 0	0- 3	2- 3				
1- 2	0- 0	0- 0	NEUTRAL	0- 0	0- 1	1- 1				
5- 5	0- 0	0- 1	NON-CONFERENCE	0- 0	0- 2	5- 2				
2- 0	0- 0	0- 0	HOME	0- 0	0- 0	2- 0				
2- 3	0- 0	0- 1	AWAY	0- 0	0- 1	2- 1				
1- 2	0- 0	0- 0	NEUTRAL	0- 0	0- 1	1- 1				
1- 11	0- 1	0- 1	CONFERENCE	0- 1	0- 2	1- 6				
1- 5	0- 0	0- 0	HOME	0- 1	0- 0	1- 4				
0- 6	0- 1	0- 1	AWAY	0- 0	0- 2	0- 2				
0- 0	0- 0	0- 0	NEUTRAL	0- 0	0- 0	0- 0				

RPI 1-25				RPI 26-50				RPI 51-100				RPI 101+ Team's RPI: 254			
RPI	S	Opponent	Score	RPI	S	Opponent	Score	RPI	S	Opponent	Score	RPI	S	Opponent	Score
17	A	Central Mich.	75 82	34	A	Purdue	74 81	58	H	Ball St.	80 86	104	A	Kent St.	47 61
				45	A	Ohio	69 79					130	A	Loyola Chicago	76 84
												133	A	Buffalo	59 65
												139	N	Green Bay	54 73
												151	H	Western Mich.	72 63
												154	A	Valparaiso	90 95
												156	A	Toledo	72 79
												175	A	Eastern Mich.	61 78
												175	H	Eastern Mich.	58 70
												179	H	Northern Ill.	87 92
												188	H	Miami (OH)	59 80
												191	H	Akron	73 76
												202	H	Cleveland St.	89 62
												235	A	Marshall	82 69
												236	N	San Francisco	56 64
												239	A	Milwaukee	63 51
												272	H	Morehead St.	79 65
												287	N	California Baptist	98 60
LAST 10 Division I															
17	A	Central Mich.	75 82	45	A	Ohio	69 79								
175	H	Eastern Mich.	58 70	151	H	Western Mich.	72 63								
179	H	Northern Ill.	87 92	156	A	Toledo	72 79								
104	A	Kent St.	47 61	133	A	Buffalo	59 65								
188	H	Miami (OH)	59 80	191	H	Akron	73 76								

Non-Div I Games: Davis & Elkins 91 52 Notre Dame (OH) 88 54

Bowling Green

Loss, Non-Conf, S Site, H Home A Away N Neutral

Average RPI Win:	179	WON-LOST	WINNING	LAST 10	STRENGTH OF	OPP. STRENGTH	TEAM	ADJ.	CONF.	ADJ CONF.
Average RPI Loss:	56	RECORD	PCT. RANK	GAMES	SCHEDULE	OF SCHEDULE	RPI	RPI	RPI	RPI
DIV. I ONLY	18- 4	27	8-2	138	94	38	38	8	8	
DIV. I NON-CONF.	8- 2	51	0	286	110	95	95	7	7	
TOTALS	RPI 1-25	RPI 26-50	W-L RECORDS	RPI 51-100	RPI 101-150	RPI 150+				
18- 4	0- 1	1- 1	OVERALL	3- 1	4- 1	10- 0				
10- 0	0- 0	1- 0	HOME	2- 0	2- 0	5- 0				
5- 3	0- 1	0- 1	AWAY	1- 1	1- 0	3- 0				
3- 1	0- 0	0- 0	NEUTRAL	0- 0	1- 1	2- 0				
8- 2	0- 0	0- 1	NON-CONFERENCE	0- 0	2- 1	6- 0				
3- 0	0- 0	0- 0	HOME	0- 0	1- 0	2- 0				
2- 1	0- 0	0- 1	AWAY	0- 0	0- 0	2- 0				
3- 1	0- 0	0- 0	NEUTRAL	0- 0	1- 1	2- 0				
10- 2	0- 1	1- 0	CONFERENCE	3- 1	2- 0	4- 0				
7- 0	0- 0	1- 0	HOME	2- 0	1- 0	3- 0				
3- 2	0- 1	0- 0	AWAY	1- 1	1- 0	1- 0				
0- 0	0- 0	0- 0	NEUTRAL	0- 0	0- 0	0- 0				

RPI 1-25				RPI 26-50				Team's RPI: 38		RPI 51-100				RPI 101+			
RPI	S	Opponent	Score	RPI	S	Opponent	Score	RPI	S	Opponent	Score	RPI	S	Opponent	Score		
4	A	Missouri St.	56 90	35	A	Michigan	57 77	72	H	UNI	61 47	106	N	Liberty	63 75		
				36	H	Drake	77 76	78	A	Southern Ill.	50 64	124	N	Richmond	61 57		
								91	A	Illinois St.	66 62	130	A	Loyola Chicago	60 47		
								91	H	Illinois St.	76 61	130	H	Loyola Chicago	71 50		
												142	H	Jackson St.	78 69		
												154	A	Valparaiso	75 61		
												154	H	Valparaiso	90 69		
												188	H	Miami (OH)	79 68		
												193	A	Western Ill.	84 49		
												232	N	George Mason	61 59		
												278	H	Indiana St.	91 75		
												289	A	Oakland	74 58		
												292	H	North Dakota St.	70 64		
												306	N	Eastern Wash.	66 46		
												324	H	Evansville	82 51		
LAST 10 Division I																	
				130	H	Loyola Chicago	71 50	36	H	Drake	77 76						
				154	H	Valparaiso	90 69	72	H	UNI	61 47						
				91	A	Illinois St.	66 62	154	A	Valparaiso	75 61						
				78	A	Southern Ill.	50 64	130	A	Loyola Chicago	60 47						
				4	A	Missouri St.	56 90	91	H	Illinois St.	76 61						

Non-Div I Games: Eureka 101 39

Bradley

Average RPI Win:	262	WON-LOST	WINNING	LAST 10	STRENGTH OF	OPP. STRENGTH	TEAM	ADJ.	CONF.	ADJ CONF.
Average RPI Loss:	133	RECORD	PCT. RANK	GAMES	SCHEDULE	OF SCHEDULE	RPI	RPI	RPI	RPI
DIV. I ONLY	7- 14	263	2-8	140	210	214	214	7	7	
DIV. I NON-CONF.	6- 7	182	1-1	283	326	230	230	8	8	
TOTALS	RPI 1-25	RPI 26-50	W-L RECORDS	RPI 51-100	RPI 101-150	RPI 150+				
7- 14	0- 1	0- 0	OVERALL	0- 5	0- 3	7- 5				
1- 6	0- 1	0- 0	HOME	0- 2	0- 1	1- 2				
6- 7	0- 0	0- 0	AWAY	0- 3	0- 2	6- 2				
0- 1	0- 0	0- 0	NEUTRAL	0- 0	0- 0	0- 1				
6- 7	0- 0	0- 0	NON-CONFERENCE	0- 1	0- 2	6- 4				
1- 3	0- 0	0- 0	HOME	0- 0	0- 1	1- 2				
5- 3	0- 0	0- 0	AWAY	0- 1	0- 1	5- 1				
0- 1	0- 0	0- 0	NEUTRAL	0- 0	0- 0	0- 1				
1- 7	0- 1	0- 0	CONFERENCE	0- 4	0- 1	1- 1				
0- 3	0- 1	0- 0	HOME	0- 2	0- 0	0- 0				
1- 4	0- 0	0- 0	AWAY	0- 2	0- 1	1- 1				
0- 0	0- 0	0- 0	NEUTRAL	0- 0	0- 0	0- 0				

RPI	S	Opponent	Score	RPI	S	Opponent	Score	RPI	S	Opponent	Score	RPI	S	Opponent	Score	Team's RPI: 214
16	H	Princeton	48 85					54	A	Yale	72 79	114	H	Holy Cross	71 83	
								54	H	Yale	40 73	145	A	Columbia	60 74	
								61	H	Penn	73 85	149	A	Massachusetts	42 95	
								70	A	South Fla.	60 70	166	A	Cornell	63 74	
								96	A	Harvard	53 68	169	N	Rhode Island	44 89	
												172	A	Dartmouth	83 71	
												183	H	Merrimack	57 72	
												206	H	Maine	76 70	
												234	A	Fairfield	58 44	
												263	A	New Hampshire	76 68	
												268	A	Longwood	76 86	
												296	A	FIU	72 57	
												315	A	Bryant	56 50	
												315	H	Bryant	44 45	
												347	A	Central Conn. St.	83 73	
LAST 10 Division I																
16	H	Princeton	48 85	166	A	Cornell	63 74									
61	H	Penn	73 85	54	H	Yale	40 73									
96	A	Harvard	53 68	54	A	Yale	72 79									
172	A	Dartmouth	83 71	70	A	South Fla.	60 70									
145	A	Columbia	60 74	296	A	FIU	72 57									

Non-Div I Games:

Brown

■ Loss,
 ■ Non-Conf, S Site,
 ■ Home
 ■ Away
 N Neutral

Average RPI Win: 294	WON-LOST	WINNING	LAST 10	STRENGTH OF	OPP. STRENGTH	TEAM	ADJ.	CONF.	ADJ CONF.
Average RPI Loss: 204	RECORD	PCT. RANK	GAMES	SCHEDULE	OF SCHEDULE	RPI	RPI	RPI	RPI
DIV. I ONLY	8- 16	263	5-5	334	316	315	315	30	30
DIV. I NON-CONF.	2- 9	304	0	325	222	336	336	30	30
TOTALS	RPI 1-25	RPI 26-50	W-L RECORDS	RPI 51-100	RPI 101-150	RPI 150+			
8- 16	0- 0	0- 0	OVERALL	0- 1	0- 3	8- 12			
4- 8	0- 0	0- 0	HOME	0- 0	0- 1	4- 7			
4- 8	0- 0	0- 0	AWAY	0- 1	0- 2	4- 5			
0- 0	0- 0	0- 0	NEUTRAL	0- 0	0- 0	0- 0			
2- 9	0- 0	0- 0	NON-CONFERENCE	0- 1	0- 2	2- 6			
1- 4	0- 0	0- 0	HOME	0- 0	0- 1	1- 3			
1- 5	0- 0	0- 0	AWAY	0- 1	0- 1	1- 3			
0- 0	0- 0	0- 0	NEUTRAL	0- 0	0- 0	0- 0			
6- 7	0- 0	0- 0	CONFERENCE	0- 0	0- 1	6- 6			
3- 4	0- 0	0- 0	HOME	0- 0	0- 0	3- 4			
3- 3	0- 0	0- 0	AWAY	0- 0	0- 1	3- 2			
0- 0	0- 0	0- 0	NEUTRAL	0- 0	0- 0	0- 0			

RPI 1-25			RPI 26-50			RPI 51-100				RPI 101+		Team's RPI: 315					
RPI	S	Opponent	Score	RPI	S	Opponent	Score	RPI	S	Opponent	Score	RPI	S	Opponent	Score		
								71	A	Minnesota	56	101	114	A	Holy Cross	75	87
												128	A	Robert Morris	39	69	
												141	H	Providence	32	76	
												170	A	Mt. St. Mary's	72	67	
												170	H	Mt. St. Mary's	70	76	
												181	A	Illinois	55	69	
												183	A	Merrimack	66	78	
												183	H	Merrimack	53	61	
												214	A	Brown	45	44	
												214	H	Brown	50	56	
												230	H	UMass Lowell	35	55	
												255	A	Saint Francis (PA)	58	64	
												255	H	Saint Francis (PA)	60	63	
												263	H	New Hampshire	56	68	
												288	H	Wagner	45	58	
												295	A	Vermont	66	71	
												300	A	Army West Point	75	81	
												305	H	St. Francis Brooklyn	78	59	
												314	H	Albany (NY)	68	55	
												320	A	Fairleigh Dickinson	57	45	
												338	H	LIU Brooklyn	57	53	
												347	A	Central Conn. St.	62	51	
												347	H	Central Conn. St.	59	47	
LAST 10 Division I																	
				183	H	Merrimack	53	61		255	A	Saint Francis (PA)	58	64			
				347	A	Central Conn. St.	62	51		288	H	Wagner	45	58			
				305	H	St. Francis Brooklyn	78	59		170	A	Mt. St. Mary's	72	67			
				347	H	Central Conn. St.	59	47		338	H	LIU Brooklyn	57	53			
				128	A	Robert Morris	39	69		170	H	Mt. St. Mary's	70	76			

Non-Div I Games:

Bryant

■ Loss,
 ■ Non-Conf,
 ■ S Site,
 ■ H Home
 ■ A Away
 N Neutral

Average RPI Win: 212	WON-LOST	WINNING	LAST 10	STRENGTH OF	OPP. STRENGTH	TEAM	ADJ.	CONF.	ADJ CONF.
Average RPI Loss: 125	RECORD	PCT. RANK	GAMES	SCHEDULE	OF SCHEDULE	RPI	RPI	RPI	RPI
DIV. I ONLY	18- 6	40	8-2	208	154	74	74	15	15
DIV. I NON-CONF.	7- 4	100	0	113	182	82	82	16	16
TOTALS	RPI 1-25	RPI 26-50	W-L RECORDS	RPI 51-100	RPI 101-150	RPI 150+			
18- 6	0- 0	1- 0	OVERALL	1- 3	3- 1	13- 2			
9- 1	0- 0	1- 0	HOME	0- 1	1- 0	7- 0			
7- 5	0- 0	0- 0	AWAY	0- 2	2- 1	5- 2			
2- 0	0- 0	0- 0	NEUTRAL	1- 0	0- 0	1- 0			
7- 4	0- 0	1- 0	NON-CONFERENCE	1- 3	0- 0	5- 1			
3- 1	0- 0	1- 0	HOME	0- 1	0- 0	2- 0			
2- 3	0- 0	0- 0	AWAY	0- 2	0- 0	2- 1			
2- 0	0- 0	0- 0	NEUTRAL	1- 0	0- 0	1- 0			
11- 2	0- 0	0- 0	CONFERENCE	0- 0	3- 1	8- 1			
6- 0	0- 0	0- 0	HOME	0- 0	1- 0	5- 0			
5- 2	0- 0	0- 0	AWAY	0- 0	2- 1	3- 1			
0- 0	0- 0	0- 0	NEUTRAL	0- 0	0- 0	0- 0			

RPI 1-25				RPI 26-50				RPI 51-100				Team's RPI: 74	RPI 101+			
RPI	S	Opponent	Score	RPI	S	Opponent	Score	RPI	S	Opponent	Score		RPI	S	Opponent	Score
				49	H	Drexel	60 49	51	A	Virginia	60 84		102	H	Colgate	66 43
								63	A	Stony Brook	73 78		114	A	Holy Cross	51 40
								75	H	Temple	61 72		129	A	Lehigh	71 50
								85	N	Cincinnati	56 48		132	A	Boston U.	48 52
													184	A	Quinnipiac	69 76
													185	H	Lafayette	50 36
													205	A	American	60 57
													205	H	American	68 43
													232	A	George Mason	64 51
													245	A	Loyola Maryland	50 60
													245	H	Loyola Maryland	66 42
													250	N	Howard	70 60
													255	A	Saint Francis (PA)	70 46
													279	H	Monmouth	71 37
													293	H	St. Bonaventure	68 60
													294	A	Navy	61 34
													294	H	Navy	75 65
													300	A	Army West Point	63 52
													300	H	Army West Point	77 46
LAST 10 Division I																
				205	A	American	60 57	245	A	Loyola Maryland	50 60					
				294	H	Navy	75 65	102	H	Colgate	66 43					
				245	H	Loyola Maryland	66 42	129	A	Lehigh	71 50					
				132	A	Boston U.	48 52	205	H	American	68 43					
				300	H	Army West Point	77 46	114	A	Holy Cross	51 40					

Non-Div I Games:

Bucknell

Buffalo

Through Games Of Feb. 17, 2020

Average RPI Win:	199	WON-LOST	WINNING	LAST 10	STRENGTH OF	OPP. STRENGTH	TEAM	ADJ.	CONF.	ADJ CONF.
Average RPI Loss:	99	RECORD	PCT. RANK	GAMES	SCHEDULE	OF SCHEDULE	RPI	RPI	RPI	RPI
DIV. I ONLY	13- 10	132	3-7	150	117	133	133	10	10	
DIV. I NON-CONF.	9- 2	37	0	208	208	55	55	10	10	
TOTALS	RPI 1-25	RPI 26-50	W-L RECORDS	RPI 51-100	RPI 101-150	RPI 150+				
13- 10	0- 2	2- 1	OVERALL	0- 2	2- 0	9- 5				
7- 4	0- 1	1- 1	HOME	0- 1	1- 0	5- 1				
4- 6	0- 1	0- 0	AWAY	0- 1	1- 0	3- 4				
2- 0	0- 0	1- 0	NEUTRAL	0- 0	0- 0	1- 0				
9- 2	0- 1	2- 0	NON-CONFERENCE	0- 0	1- 0	6- 1				
5- 0	0- 0	1- 0	HOME	0- 0	1- 0	3- 0				
2- 2	0- 1	0- 0	AWAY	0- 0	0- 0	2- 1				
2- 0	0- 0	1- 0	NEUTRAL	0- 0	0- 0	1- 0				
4- 8	0- 1	0- 1	CONFERENCE	0- 2	1- 0	3- 4				
2- 4	0- 1	0- 1	HOME	0- 1	0- 0	2- 1				
2- 4	0- 0	0- 0	AWAY	0- 1	1- 0	1- 3				
0- 0	0- 0	0- 0	NEUTRAL	0- 0	0- 0	0- 0				

RPI 1-25				RPI 26-50				RPI 51-100				RPI 101+ Team's RPI: 133			
RPI	S	Opponent	Score	RPI	S	Opponent	Score	RPI	S	Opponent	Score	RPI	S	Opponent	Score
9	A	Stanford	69 88	45	H	Ohio	65 76	58	A	Ball St.	65 69	104	A	Kent St.	57 44
17	H	Central Mich.	93 98	49	N	Drexel	63 59	58	H	Ball St.	58 69	145	H	Columbia	82 75
				50	H	Dayton	67 59					151	A	Western Mich.	62 74
												156	A	Toledo	59 71
												156	H	Toledo	62 78
												165	A	San Jose St.	88 95
												172	H	Dartmouth	73 49
												175	H	Eastern Mich.	66 63
												179	A	Northern Ill.	63 64
												188	A	Miami (OH)	86 72
												205	N	American	73 55
												254	H	Bowling Green	65 59
												266	A	Niagara	81 67
												293	A	St. Bonaventure	46 36
												340	H	Canisius	71 55
												347	H	Central Conn. St.	61 56
LAST 10 Division I															
				58	H	Ball St.	58 69	104	A	Kent St.	57 44				
				151	A	Western Mich.	62 74	58	A	Ball St.	65 69				
				156	H	Toledo	62 78	175	H	Eastern Mich.	66 63				
				179	A	Northern Ill.	63 64	254	H	Bowling Green	65 59				
				17	H	Central Mich.	93 98	45	H	Ohio	65 76				

Non-Div I Games:

Buffalo

■ Loss,
■ Non-Conf,
■ S Site,
■ H Home
■ A Away
N Neutral

Average RPI Win:	184	WON-LOST	WINNING	LAST 10	STRENGTH OF	OPP. STRENGTH	TEAM	ADJ.	CONF.	ADJ CONF.
Average RPI Loss:	45	RECORD	PCT. RANK	GAMES	SCHEDULE	OF SCHEDULE	RPI	RPI	RPI	RPI
DIV. I ONLY	17- 8	64	7-3	139	70	93	93	6	6	
DIV. I NON-CONF.	8- 3	68	0	195	105	113	113	6	6	
TOTALS	RPI 1-25	RPI 26-50	W-L RECORDS	RPI 51-100	RPI 101-150	RPI 150+				
17- 8	0- 3	3- 1	OVERALL	3- 4	1- 0	10- 0				
11- 4	0- 2	1- 0	HOME	2- 2	0- 0	8- 0				
5- 3	0- 1	1- 1	AWAY	1- 1	1- 0	2- 0				
1- 1	0- 0	1- 0	NEUTRAL	0- 1	0- 0	0- 0				
8- 3	0- 1	1- 0	NON-CONFERENCE	1- 2	0- 0	6- 0				
7- 1	0- 1	0- 0	HOME	1- 0	0- 0	6- 0				
0- 1	0- 0	0- 0	AWAY	0- 1	0- 0	0- 0				
1- 1	0- 0	1- 0	NEUTRAL	0- 1	0- 0	0- 0				
9- 5	0- 2	2- 1	CONFERENCE	2- 2	1- 0	4- 0				
4- 3	0- 1	1- 0	HOME	1- 2	0- 0	2- 0				
5- 2	0- 1	1- 1	AWAY	1- 0	1- 0	2- 0				
0- 0	0- 0	0- 0	NEUTRAL	0- 0	0- 0	0- 0				

RPI 1-25				RPI 26-50				RPI 51-100 Team's RPI: 93				RPI 101+			
RPI	S	Opponent	Score	RPI	S	Opponent	Score	RPI	S	Opponent	Score	RPI	S	Opponent	Score
18	H	Indiana	53 64	33	A	Marquette	54 76	53	H	IUPUI	64 61	141	A	Providence	50 47
20	A	DePaul	60 89	33	H	Marquette	61 55	58	A	Ball St.	70 74	191	H	Akron	76 55
20	H	DePaul	65 80	40	A	Creighton	73 67	66	H	Seton Hall	62 67	209	H	High Point	74 52
				45	N	Ohio	60 55	66	H	St. John's (NY)	42 67	247	A	Georgetown	47 46
								79	N	Georgia	36 69	247	H	Georgetown	60 42
								100	A	Villanova	58 41	253	A	Xavier	78 70
								100	H	Villanova	63 61	253	H	Xavier	63 61
												264	H	Eastern Ky.	73 41
												288	H	Wagner	74 58
												329	H	Purdue Fort Wayne	85 58
												333	H	Detroit Mercy	82 60
LAST 10 Division I															
				33	A	Marquette	54 76	40	A	Creighton	73 67				
				20	A	DePaul	60 89	141	A	Providence	50 47				
				100	H	Villanova	63 61	20	H	DePaul	65 80				
				247	H	Georgetown	60 42	33	H	Marquette	61 55				
				253	H	Xavier	63 61	247	A	Georgetown	47 46				

Non-Div I Games:

Butler

CSU Bakersfield

Through Games Of Feb. 17, 2020

Average RPI Win:	257	WON-LOST	WINNING	LAST 10	STRENGTH OF	OPP. STRENGTH	TEAM	ADJ.	CONF.	ADJ CONF.
Average RPI Loss:	209	RECORD	PCT. RANK	GAMES	SCHEDULE	OF SCHEDULE	RPI	RPI	RPI	RPI
DIV. I ONLY	11- 10	165	5-5	291	299	226	226	31	31	
DIV. I NON-CONF.	5- 5	164	0	146	146	148	148	32	32	
TOTALS	RPI 1-25	RPI 26-50	W-L RECORDS	RPI 51-100	RPI 101-150	RPI 150+				
11- 10	0- 2	0- 0	OVERALL	0- 0	1- 1	10- 7				
7- 3	0- 0	0- 0	HOME	0- 0	1- 0	6- 3				
4- 7	0- 2	0- 0	AWAY	0- 0	0- 1	4- 4				
0- 0	0- 0	0- 0	NEUTRAL	0- 0	0- 0	0- 0				
5- 5	0- 2	0- 0	NON-CONFERENCE	0- 0	1- 1	4- 2				
5- 0	0- 0	0- 0	HOME	0- 0	1- 0	4- 0				
0- 5	0- 2	0- 0	AWAY	0- 0	0- 1	0- 2				
0- 0	0- 0	0- 0	NEUTRAL	0- 0	0- 0	0- 0				
6- 5	0- 0	0- 0	CONFERENCE	0- 0	0- 0	6- 5				
2- 3	0- 0	0- 0	HOME	0- 0	0- 0	2- 3				
4- 2	0- 0	0- 0	AWAY	0- 0	0- 0	4- 2				
0- 0	0- 0	0- 0	NEUTRAL	0- 0	0- 0	0- 0				

RPI 1-25				RPI 26-50				RPI 51-100				RPI 101+ Team's RPI: 226			
RPI	S	Opponent	Score	RPI	S	Opponent	Score	RPI	S	Opponent	Score	RPI	S	Opponent	Score
13	A	Gonzaga	48 92									116	H	Pacific	80 70
15	A	Oregon St.	50 69									136	A	Washington	49 80
												163	A	Wright St.	60 65
												165	H	San Jose St.	75 71
												218	A	Grand Canyon	59 54
												222	A	UMKC	43 58
												222	H	UMKC	70 60
												252	H	North Texas	61 52
												267	H	UC Santa Barbara	66 62
												283	A	UC Riverside	52 53
												287	A	California Baptist	66 61
												287	H	California Baptist	53 55
												307	A	Seattle U	57 63
												311	H	N.C. Central	80 71
												316	H	New Mexico St.	60 59
												317	H	UTRGV	52 66
												325	A	Utah Valley	55 53
												348	A	Chicago St.	58 51
												348	H	Chicago St.	58 60
LAST 10 Division I															
222	A	UMKC	43 58	307	A	Seattle U	57 63								
348	A	Chicago St.	58 51	325	A	Utah Valley	55 53								
287	H	California Baptist	53 55	348	H	Chicago St.	58 60								
317	H	UTRGV	52 66	222	H	UMKC	70 60								
316	H	New Mexico St.	60 59	287	A	California Baptist	66 61								

Non-Div I Games: Fresno Pacific 95 64 Westcliff 100 44 Cal St. Dom. Hills 83 74

CSU Bakersfield

Loss, Non-Conf, S Site, H Home A Away N Neutral

C
S
U
N

C
S
U
N

CSUN

Page 37

Average RPI Win:	285	WON-LOST	WINNING	LAST 10	STRENGTH OF	OPP. STRENGTH	TEAM	ADJ.	CONF.	ADJ CONF.
Average RPI Loss:	193	RECORD	PCT. RANK	GAMES	SCHEDULE	OF SCHEDULE	RPI	RPI	RPI	RPI
DIV. I ONLY	5- 16	310	3-7	211	322	313	313	28	28	
DIV. I NON-CONF.	2- 8	295	0	137	285	302	302	26	26	
TOTALS	RPI 1-25	RPI 26-50	W-L RECORDS	RPI 51-100	RPI 101-150	RPI 150+				
5- 16	0- 0	0- 2	OVERALL	0- 1	0- 0	5- 13				
4- 7	0- 0	0- 1	HOME	0- 1	0- 0	4- 5				
1- 9	0- 0	0- 1	AWAY	0- 0	0- 0	1- 8				
0- 0	0- 0	0- 0	NEUTRAL	0- 0	0- 0	0- 0				
2- 8	0- 0	0- 2	NON-CONFERENCE	0- 1	0- 0	2- 5				
2- 3	0- 0	0- 1	HOME	0- 1	0- 0	2- 1				
0- 5	0- 0	0- 1	AWAY	0- 0	0- 0	0- 4				
0- 0	0- 0	0- 0	NEUTRAL	0- 0	0- 0	0- 0				
3- 8	0- 0	0- 0	CONFERENCE	0- 0	0- 0	3- 8				
2- 4	0- 0	0- 0	HOME	0- 0	0- 0	2- 4				
1- 4	0- 0	0- 0	AWAY	0- 0	0- 0	1- 4				
0- 0	0- 0	0- 0	NEUTRAL	0- 0	0- 0	0- 0				

RPI S	Opponent	Score	RPI S	Opponent	Score	RPI S	Opponent	Score	RPI S	Opponent	Score	Team's RPI: 313
27	H Old Dominion	55 61	28	A Arizona St.	41 66	59	H Fresno St.	52 79	155	A Saint Mary's (CA)	67 84	
									159	A UC Davis	58 71	
									159	H UC Davis	36 42	
									177	H Hawaii	46 59	
									190	A Pepperdine	53 63	
									231	A Cal St. Fullerton	64 65	
									231	H Cal St. Fullerton	60 67	
									256	A Nevada	40 71	
									258	A Denver	66 96	
									267	A UC Santa Barbara	50 52	
									269	H Lamar University	57 56	
									276	A Long Beach St.	69 72	
									276	H Long Beach St.	61 41	
									283	H UC Riverside	75 70	
									298	A CSUN	52 41	
									299	H Sacramento St.	62 43	
									304	H UC Irvine	57 68	
									307	H Seattle U	49 72	
LAST 10 Division I												
231	H Cal St. Fullerton	60 67	231	A Cal St. Fullerton	64 65							
159	A UC Davis	58 71	159	H UC Davis	36 42							
276	H Long Beach St.	61 41	283	H UC Riverside	75 70							
177	H Hawaii	46 59	304	H UC Irvine	57 68							
298	A CSUN	52 41	267	A UC Santa Barbara	50 52							

Non-Div I Games: Holy Names 100 35

Cal Poly

■ Loss,
 ■ Non-Conf,
 ■ S Site,
 ■ H Home
 ■ A Away
 N Neutral

[illegible]

Non-Div I Games:

California

Through Games Of Feb. 17, 2020

Average RPI Win:	195	WON-LOST	WINNING	LAST 10	STRENGTH OF	OPP. STRENGTH	TEAM	ADJ.	CONF.	ADJ CONF.
Average RPI Loss:	56	RECORD	PCT. RANK	GAMES	SCHEDULE	OF SCHEDULE	RPI	RPI	RPI	RPI
DIV. I ONLY	10- 15	241	2-8	34	42	134	134	1	1	
DIV. I NON-CONF.	8- 3	68	0	63	202	56	56	1	1	
TOTALS	RPI 1-25	RPI 26-50	W-L RECORDS	RPI 51-100	RPI 101-150	RPI 150+				
10- 15	0- 7	1- 0	OVERALL	0- 6	3- 2	6- 0				
7- 8	0- 3	1- 0	HOME	0- 3	1- 2	5- 0				
3- 7	0- 4	0- 0	AWAY	0- 3	2- 0	1- 0				
0- 0	0- 0	0- 0	NEUTRAL	0- 0	0- 0	0- 0				
8- 3	0- 2	1- 0	NON-CONFERENCE	0- 1	1- 0	6- 0				
7- 1	0- 1	1- 0	HOME	0- 0	1- 0	5- 0				
1- 2	0- 1	0- 0	AWAY	0- 1	0- 0	1- 0				
0- 0	0- 0	0- 0	NEUTRAL	0- 0	0- 0	0- 0				
2- 12	0- 5	0- 0	CONFERENCE	0- 5	2- 2	0- 0				
0- 7	0- 2	0- 0	HOME	0- 3	0- 2	0- 0				
2- 5	0- 3	0- 0	AWAY	0- 2	2- 0	0- 0				
0- 0	0- 0	0- 0	NEUTRAL	0- 0	0- 0	0- 0				

RPI S	Opponent	Score	RPI S	Opponent	Score	RPI S	Opponent	Score	RPI S	Opponent	Score	Team's RPI: 134
1	A Oregon	55 105	37	H Arkansas	84 80	76	H Southern California	67 75	111	A Utah	88 74	
7	A UConn	61 72				77	A Colorado	57 64	111	H Utah	62 71	
8	H UCLA	70 74				77	H Colorado	50 62	132	H Boston U.	73 62	
9	A Stanford	40 73				96	A Harvard	53 56	136	A Washington	81 74	
9	H Stanford	65 79				99	A Washington St.	66 92	136	H Washington	64 67	
15	A Oregon St.	44 81				99	H Washington St.	75 96	204	H Santa Clara	69 65	
22	H Kentucky	61 63							218	H Grand Canyon	72 53	
									243	A San Diego St.	74 48	
									276	H Long Beach St.	68 45	
									283	H UC Riverside	84 61	
									311	H N.C. Central	90 69	
LAST 10 Division I												
111	A Utah	88 74	99	A Washington St.	66 92							
77	A Colorado	57 64	77	H Colorado	50 62							
8	H UCLA	70 74	111	H Utah	62 71							
76	H Southern California	67 75	1	A Oregon	55 105							
136	A Washington	81 74	15	A Oregon St.	44 81							

Non-Div I Games:

California

Loss, Non-Conf, S Site, H Home A Away N Neutral

Average RPI Win:	260	WON-LOST	WINNING	LAST 10	STRENGTH OF	OPP. STRENGTH	TEAM	ADJ.	CONF.	ADJ CONF.
Average RPI Loss:	232	RECORD	PCT. RANK	GAMES	SCHEDULE	OF SCHEDULE	RPI	RPI	RPI	RPI
DIV. I ONLY	9- 13	237	3-7	280	344	287	287	31	31	
DIV. I NON-CONF.	6- 6	164	0	224	321	232	232	32	32	
TOTALS	RPI 1-25	RPI 26-50	W-L RECORDS	RPI 51-100	RPI 101-150	RPI 150+				
9- 13	0- 1	0- 0	OVERALL	0- 0	0- 0	9- 12				
6- 4	0- 0	0- 0	HOME	0- 0	0- 0	6- 4				
3- 6	0- 0	0- 0	AWAY	0- 0	0- 0	3- 6				
0- 3	0- 1	0- 0	NEUTRAL	0- 0	0- 0	0- 2				
6- 6	0- 1	0- 0	NON-CONFERENCE	0- 0	0- 0	6- 5				
5- 1	0- 0	0- 0	HOME	0- 0	0- 0	5- 1				
1- 2	0- 0	0- 0	AWAY	0- 0	0- 0	1- 2				
0- 3	0- 1	0- 0	NEUTRAL	0- 0	0- 0	0- 2				
3- 7	0- 0	0- 0	CONFERENCE	0- 0	0- 0	3- 7				
1- 3	0- 0	0- 0	HOME	0- 0	0- 0	1- 3				
2- 4	0- 0	0- 0	AWAY	0- 0	0- 0	2- 4				
0- 0	0- 0	0- 0	NEUTRAL	0- 0	0- 0	0- 0				

RPI 1-25			RPI 26-50			RPI 51-100			RPI 101+ Team's RPI: 287		
RPI	S	Opponent	Score	RPI	S	RPI	S	Opponent	Score		
9	N	Stanford	78 83					161	H	Northern Ariz.	98 79
								167	N	Houston	75 96
								180	A	Idaho St.	74 68
								218	A	Grand Canyon	66 72
								218	H	Grand Canyon	58 62
								222	A	UMKC	65 75
								226	A	CSU Bakersfield	55 53
								226	H	CSU Bakersfield	61 66
								231	A	Cal St. Fullerton	93 97
								243	H	San Diego St.	68 80
								254	N	Bowling Green	60 98
								261	H	Alabama A&M	60 55
								267	H	UC Santa Barbara	85 81
								276	H	Long Beach St.	79 70
								283	A	UC Riverside	64 80
								298	H	CSUN	64 56
								307	H	Seattle U	49 83
								316	A	New Mexico St.	56 57
								317	A	UTRGV	68 87
								325	H	Utah Valley	80 67
								348	A	Chicago St.	80 65
LAST 10 Division I											
218	A	Grand Canyon	66 72	348	A	Chicago St.	80 65				
226	A	CSU Bakersfield	55 53	218	H	Grand Canyon	58 62				
307	H	Seattle U	49 83	226	H	CSU Bakersfield	61 66				
325	H	Utah Valley	80 67	317	A	UTRGV	68 87				
222	A	UMKC	65 75	316	A	New Mexico St.	56 57				

Non-Div I Games: Ottawa (AZ) 103 75 Westcliff 108 43 LIFE Pacific 93 48

California Baptist

Loss, Non-Conf, S Site, H Home A Away N Neutral

Average RPI Win:	249	WON-LOST	WINNING	LAST 10	STRENGTH OF	OPP. STRENGTH	TEAM	ADJ.	CONF.	ADJ CONF.
Average RPI Loss:	201	RECORD	PCT. RANK	GAMES	SCHEDULE	OF SCHEDULE	RPI	RPI	RPI	RPI
DIV. I ONLY	15- 6	53	9-1	275	331	123	123	25	25	
DIV. I NON-CONF.	3- 4	201	0	278	308	224	224	28	28	
TOTALS	RPI 1-25	RPI 26-50	W-L RECORDS	RPI 51-100	RPI 101-150	RPI 150+				
15- 6	0- 0	0- 1	OVERALL	0- 0	2- 1	13- 4				
8- 1	0- 0	0- 0	HOME	0- 0	1- 0	7- 1				
7- 5	0- 0	0- 1	AWAY	0- 0	1- 1	6- 3				
0- 0	0- 0	0- 0	NEUTRAL	0- 0	0- 0	0- 0				
3- 4	0- 0	0- 1	NON-CONFERENCE	0- 0	1- 1	2- 2				
2- 0	0- 0	0- 0	HOME	0- 0	1- 0	1- 0				
1- 4	0- 0	0- 1	AWAY	0- 0	0- 1	1- 2				
0- 0	0- 0	0- 0	NEUTRAL	0- 0	0- 0	0- 0				
12- 2	0- 0	0- 0	CONFERENCE	0- 0	1- 0	11- 2				
6- 1	0- 0	0- 0	HOME	0- 0	0- 0	6- 1				
6- 1	0- 0	0- 0	AWAY	0- 0	1- 0	5- 1				
0- 0	0- 0	0- 0	NEUTRAL	0- 0	0- 0	0- 0				

RPI 1-25				RPI 26-50				RPI 51-100				RPI 101+				Team's RPI: 123	
RPI	S	Opponent	Score	RPI	S	Opponent	Score	RPI	S	Opponent	Score	RPI	S	Opponent	Score		
				27	A	Old Dominion	44 59					121	A	Wake Forest	46 74		
												143	A	Hampton	68 31		
												148	H	UNC Greensboro	72 64		
												200	H	Gardner-Webb	48 44		
												201	A	Radford	43 32		
												201	H	Radford	42 48		
												209	A	High Point	68 66		
												209	H	High Point	73 36		
												216	H	Kennesaw St.	63 51		
												227	A	UNC Asheville	52 60		
												227	H	UNC Asheville	59 52		
												262	H	Winthrop	63 47		
												268	A	Longwood	70 55		
												311	A	N.C. Central	64 67		
												312	A	Presbyterian	53 47		
												319	A	Hofstra	55 58		
												331	A	USC Upstate	80 72		
												331	H	USC Upstate	50 38		
												334	A	Western Caro.	61 40		
												345	H	Charleston So.	61 36		
LAST 10 Division I																	
				201	H	Radford	42 48					345	H	Charleston So.	61 36		
				209	A	High Point	68 66					312	A	Presbyterian	53 47		
				227	H	UNC Asheville	59 52					262	H	Winthrop	63 47		
				331	A	USC Upstate	80 72					143	A	Hampton	68 31		
				201	A	Radford	43 32					200	H	Gardner-Webb	48 44		

Non-Div I Games: St. Andrews 122 56 Bluefield Col. 65 41

Campbell

Loss, Non-Conf, S Site, H Home A Away N Neutral

Average RPI Win:	269	WON-LOST	WINNING	LAST 10	STRENGTH OF	OPP. STRENGTH	TEAM	ADJ.	CONF.	ADJ CONF.
Average RPI Loss:	213	RECORD	PCT. RANK	GAMES	SCHEDULE	OF SCHEDULE	RPI	RPI	RPI	RPI
DIV. I ONLY	3- 20	331	1-9	284	302	340	340	24	24	
DIV. I NON-CONF.	1- 8	322	0	305	290	341	341	25	25	
TOTALS	RPI 1-25	RPI 26-50	W-L RECORDS	RPI 51-100	RPI 101-150	RPI 150+				
3- 20	0- 0	0- 0	OVERALL	0- 3	0- 2	3- 15				
2- 7	0- 0	0- 0	HOME	0- 2	0- 1	2- 4				
1- 12	0- 0	0- 0	AWAY	0- 1	0- 1	1- 10				
0- 1	0- 0	0- 0	NEUTRAL	0- 0	0- 0	0- 1				
1- 8	0- 0	0- 0	NON-CONFERENCE	0- 0	0- 2	1- 6				
1- 2	0- 0	0- 0	HOME	0- 0	0- 1	1- 1				
0- 5	0- 0	0- 0	AWAY	0- 0	0- 1	0- 4				
0- 1	0- 0	0- 0	NEUTRAL	0- 0	0- 0	0- 1				
2- 12	0- 0	0- 0	CONFERENCE	0- 3	0- 0	2- 9				
1- 5	0- 0	0- 0	HOME	0- 2	0- 0	1- 3				
1- 7	0- 0	0- 0	AWAY	0- 1	0- 0	1- 6				
0- 0	0- 0	0- 0	NEUTRAL	0- 0	0- 0	0- 0				

RPI S	Opponent	Score	RPI S	Opponent	Score	RPI S	Opponent	Score	RPI S	Opponent	Score	Team's RPI: 340
						64	A Marist	72 86	102	H Colgate	69 90	
						64	H Marist	59 90	133	A Buffalo	55 71	
						97	H Rider	57 70	156	A Toledo	65 83	
									184	A Quinnipiac	71 74	
									212	A Stetson	52 68	
									221	A Manhattan	50 68	
									228	H Iona	57 60	
									233	A Youngstown St.	59 87	
									234	A Fairfield	70 72	
									234	H Fairfield	70 63	
									240	N Appalachian St.	57 74	
									266	A Niagara	62 81	
									275	A Siena	43 72	
									275	H Siena	63 68	
									279	A Monmouth	71 62	
									293	H St. Bonaventure	84 82	
									295	A Vermont	53 76	
									314	H Albany (NY)	53 70	
									330	A Saint Peter's	58 67	
									330	H Saint Peter's	68 86	
LAST 10 Division I												
			330	A Saint Peter's	58 67		266	A Niagara	62 81			
			64	A Marist	72 86		330	H Saint Peter's	68 86			
			234	H Fairfield	70 63		97	H Rider	57 70			
			228	H Iona	57 60		184	A Quinnipiac	71 74			
			275	A Siena	43 72		234	A Fairfield	70 72			

Non-Div I Games:

Canisius

Central Ark.

Through Games Of Feb. 17, 2020

Average RPI Win:	289	WON-LOST	WINNING	LAST 10	STRENGTH OF	OPP. STRENGTH	TEAM	ADJ.	CONF.	ADJ CONF.
Average RPI Loss:	137	RECORD	PCT. RANK	GAMES	SCHEDULE	OF SCHEDULE	RPI	RPI	RPI	RPI
DIV. I ONLY	8- 13	250	4-6	200	271	224	224	23	23	
DIV. I NON-CONF.	1- 5	313	0	45	113	225	225	24	24	
TOTALS	RPI 1-25	RPI 26-50	W-L RECORDS	RPI 51-100	RPI 101-150	RPI 150+				
8- 13	0- 1	0- 0	OVERALL	0- 3	1- 3	7- 6				
4- 3	0- 0	0- 0	HOME	0- 0	1- 2	3- 1				
4- 10	0- 1	0- 0	AWAY	0- 3	0- 1	4- 5				
0- 0	0- 0	0- 0	NEUTRAL	0- 0	0- 0	0- 0				
1- 5	0- 1	0- 0	NON-CONFERENCE	0- 1	1- 0	0- 3				
1- 0	0- 0	0- 0	HOME	0- 0	1- 0	0- 0				
0- 5	0- 1	0- 0	AWAY	0- 1	0- 0	0- 3				
0- 0	0- 0	0- 0	NEUTRAL	0- 0	0- 0	0- 0				
7- 8	0- 0	0- 0	CONFERENCE	0- 2	0- 3	7- 3				
3- 3	0- 0	0- 0	HOME	0- 0	0- 2	3- 1				
4- 5	0- 0	0- 0	AWAY	0- 2	0- 1	4- 2				
0- 0	0- 0	0- 0	NEUTRAL	0- 0	0- 0	0- 0				

RPI 1-25				RPI 26-50				RPI 51-100				RPI 101+ Team's RPI: 224			
RPI	S	Opponent	Score	RPI	S	Opponent	Score	RPI	S	Opponent	Score	RPI	S	Opponent	Score
14	A	Texas A&M	46 76					56	A	Tennessee	36 63	125	H	Abilene Christian	64 74
								90	A	SFA	41 102	142	H	Jackson St.	57 54
								95	A	A&M-Corpus Christi	47 67	150	A	Sam Houston St.	58 73
												150	H	Sam Houston St.	54 72
												152	A	New Orleans	73 85
												152	H	New Orleans	37 49
												158	A	Tulane	38 65
												186	A	Northern Ky.	56 72
												211	A	Little Rock	48 63
												241	A	Southeastern La.	42 63
												269	H	Lamar University	53 29
												277	A	Nicholls St.	53 46
												286	A	Incarinate Word	47 37
												318	H	Houston Baptist	63 39
												337	A	Northwestern St.	51 44
												341	A	McNeese	70 57
												341	H	McNeese	70 49
LAST 10 Division I															
150	A	Sam Houston St.	58 73	241	A	Southeastern La.	42 63								
152	A	New Orleans	73 85	125	H	Abilene Christian	64 74								
341	H	McNeese	70 49	277	A	Nicholls St.	53 46								
269	H	Lamar University	53 29	90	A	SFA	41 102								
337	A	Northwestern St.	51 44	150	H	Sam Houston St.	54 72								

Non-Div I Games: Hendrix 104 28 Central Baptist 66 43 Crowley's Ridge 82 26

Central Ark.

Loss, Non-Conf, S Site, H Home A Away N Neutral

Average RPI Win:	317	WON-LOST	WINNING	LAST 10	STRENGTH OF	OPP. STRENGTH	TEAM	ADJ.	CONF.	ADJ CONF.
Average RPI Loss:	229	RECORD	PCT. RANK	GAMES	SCHEDULE	OF SCHEDULE	RPI	RPI	RPI	RPI
DIV. I ONLY	2- 23	346	1-9	325	336	347	347	30	30	
DIV. I NON-CONF.	1- 10	329	0	294	277	335	335	30	30	
TOTALS	RPI 1-25	RPI 26-50	W-L RECORDS	RPI 51-100	RPI 101-150	RPI 150+				
2- 23	0- 0	0- 1	OVERALL	0- 0	0- 5	2- 17				
1- 9	0- 0	0- 0	HOME	0- 0	0- 1	1- 8				
1- 14	0- 0	0- 1	AWAY	0- 0	0- 4	1- 9				
0- 0	0- 0	0- 0	NEUTRAL	0- 0	0- 0	0- 0				
1- 10	0- 0	0- 1	NON-CONFERENCE	0- 0	0- 3	1- 6				
0- 3	0- 0	0- 0	HOME	0- 0	0- 0	0- 3				
1- 7	0- 0	0- 1	AWAY	0- 0	0- 3	1- 3				
0- 0	0- 0	0- 0	NEUTRAL	0- 0	0- 0	0- 0				
1- 13	0- 0	0- 0	CONFERENCE	0- 0	0- 2	1- 11				
1- 6	0- 0	0- 0	HOME	0- 0	0- 1	1- 5				
0- 7	0- 0	0- 0	AWAY	0- 0	0- 1	0- 6				
0- 0	0- 0	0- 0	NEUTRAL	0- 0	0- 0	0- 0				

RPI S	Opponent	Score	RPI S	Opponent	Score	RPI S	Opponent	Score	RPI S	Opponent	Score	Team's RPI: 347
29	A FGCU	60 94							120	A Duquesne	33 72	
									128	A Robert Morris	42 80	
									128	H Robert Morris	56 86	
									129	A Lehigh	51 70	
									133	A Buffalo	56 61	
									170	A Mt. St. Mary's	64 72	
									183	H Merrimack	56 65	
									193	A Fla. Atlantic	54 72	
									214	H Brown	73 83	
									230	H UMass Lowell	54 56	
									255	A Saint Francis (PA)	68 72	
									255	H Saint Francis (PA)	52 64	
									263	A New Hampshire	59 70	
									288	H Wagner	66 63	
									290	A Pittsburgh	73 81	
									309	A Sacred Heart	58 66	
									309	H Sacred Heart	52 54	
									314	H Albany (NY)	63 73	
									315	A Bryant	47 59	
									315	H Bryant	51 62	
									320	A Fairleigh Dickinson	47 66	
									320	H Fairleigh Dickinson	55 63	
									338	A LIU Brooklyn	61 63	
									346	A Hartford	61 54	
LAST 10 Division I												
320	H Fairleigh Dickinson	55 63	309	H Sacred Heart	52 54							
315	H Bryant	51 62	288	H Wagner	66 63							
315	A Bryant	47 59	320	A Fairleigh Dickinson	47 66							
255	A Saint Francis (PA)	68 72	170	A Mt. St. Mary's	64 72							
128	A Robert Morris	42 80	338	A LIU Brooklyn	61 63							

Non-Div I Games:

Central Conn. St.

■ Loss,
 ■ Non-Conf, S Site,
 ■ Home
 ■ Away
 N Neutral

General Information				Through Games of Feb. 17, 1919						
Average RPI Win:	143	WON-LOST	WINNING	LAST 10	STRENGTH OF	OPP. STRENGTH	TEAM	ADJ.	CONF.	ADJ CONF.
Average RPI Loss:	55	RECORD	PCT. RANK	GAMES	SCHEDULE	OF SCHEDULE	RPI	RPI	RPI	RPI
DIV. I ONLY	19- 4	24	10-0	35	105	17	17	10	10	
DIV. I NON-CONF.	7- 4	100	0	10	82	23	23	10	10	

TOTALS	RPI 1-25	RPI 26-50		W-L RECORDS		RPI 51-100	RPI 101-150	RPI 150+		
19- 4	0- 1	3- 2		OVERALL		3- 0	3- 1	10- 0		
10- 1	0- 0	2- 0		HOME		2- 0	1- 1	5- 0		
9- 3	0- 1	1- 2		AWAY		1- 0	2- 0	5- 0		
0- 0	0- 0	0- 0		NEUTRAL		0- 0	0- 0	0- 0		
7- 4	0- 1	1- 2		NON-CONFERENCE		2- 0	2- 1	2- 0		
4- 1	0- 0	1- 0		HOME		1- 0	1- 1	1- 0		
3- 3	0- 1	0- 2		AWAY		1- 0	1- 0	1- 0		
0- 0	0- 0	0- 0		NEUTRAL		0- 0	0- 0	0- 0		
12- 0	0- 0	2- 0		CONFERENCE		1- 0	1- 0	8- 0		
6- 0	0- 0	1- 0		HOME		1- 0	0- 0	4- 0		
6- 0	0- 0	1- 0		AWAY		0- 0	1- 0	4- 0		
0- 0	0- 0	0- 0		NEUTRAL		0- 0	0- 0	0- 0		

RPI 1-25				Team's RPI: 17		RPI 26-50				RPI 51-100				RPI 101+			
RPI	S	Opponent	Score	RPI	S	Opponent	Score	RPI	S	Opponent	Score	RPI	S	Opponent	Score		
6	A	Louisville	63 76	32	A	Western Ky.	58 93	58	H	Ball St.	66 39	112	A	Bethune-Cookman	92 67		
				44	A	UCF	58 64	64	H	Marist	77 54	126	H	Northeastern	79 63		
				45	A	Ohio	73 71	86	A	South Dakota St.	79 74	133	A	Buffalo	98 93		
				45	H	Ohio	92 90					139	H	Green Bay	105 111		
				50	H	Dayton	81 80					151	A	Western Mich.	80 70		
												156	H	Toledo	73 66		
												175	A	Eastern Mich.	89 82		
												179	H	Northern Ill.	66 60		
												188	A	Miami (OH)	99 87		
												188	H	Miami (OH)	76 70		
												191	A	Akron	77 72		
												228	H	Iona	70 50		
												254	H	Bowling Green	82 75		
												289	A	Oakland	65 47		
LAST 10 Division I																	
				254	H	Bowling Green	82 75	156	H	Toledo	73 66						
				188	A	Miami (OH)	99 87	175	A	Eastern Mich.	89 82						
				179	H	Northern Ill.	66 60	151	A	Western Mich.	80 70						
				45	H	Ohio	92 90	58	H	Ball St.	66 39						
				133	A	Buffalo	98 93	188	H	Miami (OH)	76 70						

Non-Div I Games:

Central Mich.

■ Loss, ■ Non-Conf, S Site, H Home A Away N Neutral

Charleston So.

Through Games Of Feb. 17, 2020

Average RPI Win:	227	WON-LOST	WINNING	LAST 10	STRENGTH OF	OPP. STRENGTH	TEAM	ADJ.	CONF.	ADJ CONF.
Average RPI Loss:	226	RECORD	PCT. RANK	GAMES	SCHEDULE	OF SCHEDULE	RPI	RPI	RPI	RPI
DIV. I ONLY	1- 21	348	1-9	289	345	345	345	25	25	
DIV. I NON-CONF.	0- 7	338	0	241	336	342	342	28	28	
TOTALS	RPI 1-25	RPI 26-50	W-L RECORDS	RPI 51-100	RPI 101-150	RPI 150+				
1- 21	0- 1	0- 0	OVERALL	0- 0	0- 4	1- 16				
0- 11	0- 0	0- 0	HOME	0- 0	0- 2	0- 9				
1- 10	0- 1	0- 0	AWAY	0- 0	0- 2	1- 7				
0- 0	0- 0	0- 0	NEUTRAL	0- 0	0- 0	0- 0				
0- 7	0- 1	0- 0	NON-CONFERENCE	0- 0	0- 2	0- 4				
0- 4	0- 0	0- 0	HOME	0- 0	0- 1	0- 3				
0- 3	0- 1	0- 0	AWAY	0- 0	0- 1	0- 1				
0- 0	0- 0	0- 0	NEUTRAL	0- 0	0- 0	0- 0				
1- 14	0- 0	0- 0	CONFERENCE	0- 0	0- 2	1- 12				
0- 7	0- 0	0- 0	HOME	0- 0	0- 1	0- 6				
1- 7	0- 0	0- 0	AWAY	0- 0	0- 1	1- 6				
0- 0	0- 0	0- 0	NEUTRAL	0- 0	0- 0	0- 0				

RPI	S	Opponent	Score	RPI	S	Opponent	Score	RPI	S	Opponent	Score	RPI	S	Opponent	Score	Team's RPI: 345
25	A	Florida St.	36 88									103	A	North Carolina	54 85	
												112	H	Bethune-Cookman	41 81	
												123	A	Campbell	36 61	
												143	H	Hampton	59 64	
												200	A	Gardner-Webb	45 67	
												200	H	Gardner-Webb	52 79	
												201	A	Radford	35 72	
												201	H	Radford	40 64	
												209	H	High Point	70 84	
												215	H	North Dakota	57 73	
												227	A	UNC Asheville	60 48	
												257	H	Col. of Charleston	70 79	
												262	A	Winthrop	46 56	
												262	H	Winthrop	53 58	
												268	A	Longwood	64 84	
												312	A	Presbyterian	53 76	
												312	H	Presbyterian	46 67	
												331	A	USC Upstate	53 70	
												331	H	USC Upstate	64 71	
												334	A	Western Caro.	64 69	
												349	H	South Carolina St.	75 81	
LAST 10 Division I																
312	A	Presbyterian	53 76	312	H	Presbyterian	46 67									
331	H	USC Upstate	64 71	262	H	Winthrop	53 58									
201	H	Radford	40 64	123	A	Campbell	36 61									
262	A	Winthrop	46 56	143	H	Hampton	59 64									
200	A	Gardner-Webb	45 67	227	A	UNC Asheville	60 48									

Non-Div I Games: Columbia (SC) 76 59 Virginia-Lynchburg 92 55

Charleston So.

Loss, Non-Conf, S Site, H Home A Away N Neutral

Average RPI Win:	193	WON-LOST	WINNING	LAST 10	STRENGTH OF	OPP. STRENGTH	TEAM	ADJ.	CONF.	ADJ CONF.
Average RPI Loss:	90	RECORD	PCT. RANK	GAMES	SCHEDULE	OF SCHEDULE	RPI	RPI	RPI	RPI
DIV. I ONLY	17- 7	56	7-3	142	107	65	65	13	13	
DIV. I NON-CONF.	9- 2	37	0	162	48	51	51	14	14	
TOTALS	RPI 1-25	RPI 26-50	W-L RECORDS	RPI 51-100	RPI 101-150	RPI 150+				
17- 7	0- 1	0- 2	OVERALL	2- 2	4- 0	11- 2				
9- 2	0- 0	0- 1	HOME	1- 1	1- 0	7- 0				
6- 5	0- 1	0- 1	AWAY	0- 1	3- 0	3- 2				
2- 0	0- 0	0- 0	NEUTRAL	1- 0	0- 0	1- 0				
9- 2	0- 1	0- 0	NON-CONFERENCE	1- 1	3- 0	5- 0				
4- 1	0- 0	0- 0	HOME	0- 1	1- 0	3- 0				
3- 1	0- 1	0- 0	AWAY	0- 0	2- 0	1- 0				
2- 0	0- 0	0- 0	NEUTRAL	1- 0	0- 0	1- 0				
8- 5	0- 0	0- 2	CONFERENCE	1- 1	1- 0	6- 2				
5- 1	0- 0	0- 1	HOME	1- 0	0- 0	4- 0				
3- 4	0- 0	0- 1	AWAY	0- 1	1- 0	2- 2				
0- 0	0- 0	0- 0	NEUTRAL	0- 0	0- 0	0- 0				

RPI 1-25				RPI 26-50				RPI 51-100 Team's RPI: 65				RPI 101+			
RPI	S	Opponent	Score	RPI	S	Opponent	Score	RPI	S	Opponent	Score	RPI	S	Opponent	Score
22	A	Kentucky	39 86	27	A	Old Dominion	51 54	52	A	Middle Tenn.	59 83	109	A	Davidson	75 64
				32	H	Western Ky.	56 60	69	N	Boston College	84 68	121	A	Wake Forest	77 65
								83	H	Rice	62 51	124	H	Richmond	78 59
								87	H	Fordham	51 76	127	A	UAB	83 75
												158	N	Tulane	60 56
												189	H	Delaware	61 57
												193	A	Fla. Atlantic	44 65
												200	H	Gardner-Webb	74 49
												208	H	Southern Miss.	63 59
												217	A	UTEP	76 82
												235	H	Marshall	52 46
												242	H	Louisiana Tech	55 37
												251	A	East Carolina	59 47
												252	H	North Texas	72 59
												296	A	FIU	64 50
												302	A	UTSA	67 47
												323	H	UMES	64 44
LAST 10 Division I															
				83	H	Rice	62 51	242	H	Louisiana Tech	55 37				
				252	H	North Texas	72 59	296	A	FIU	64 50				
				302	A	UTSA	67 47	193	A	Fla. Atlantic	44 65				
				217	A	UTEP	76 82	32	H	Western Ky.	56 60				
				208	H	Southern Miss.	63 59	235	H	Marshall	52 46				

Non-Div I Games:

Charlotte

■ Loss,
■ Non-Conf,
■ S Site,
■ H Home
■ A Away
N Neutral

Chattanooga

Through Games Of Feb. 17, 2020

Average RPI Win:	232	WON-LOST	WINNING	LAST 10	STRENGTH OF	OPP. STRENGTH	TEAM	ADJ.	CONF.	ADJ CONF.
Average RPI Loss:	131	RECORD	PCT. RANK	GAMES	SCHEDULE	OF SCHEDULE	RPI	RPI	RPI	RPI
DIV. I ONLY	8- 17	276	6-4	75	205	197	197	26	26	
DIV. I NON-CONF.	1- 13	337	0	11	75	211	211	21	21	
TOTALS	RPI 1-25	RPI 26-50	W-L RECORDS	RPI 51-100	RPI 101-150	RPI 150+				
8- 17	0- 2	0- 3	OVERALL	0- 4	2- 2	6- 6				
3- 7	0- 0	0- 3	HOME	0- 0	1- 1	2- 3				
5- 10	0- 2	0- 0	AWAY	0- 4	1- 1	4- 3				
0- 0	0- 0	0- 0	NEUTRAL	0- 0	0- 0	0- 0				
1- 13	0- 2	0- 3	NON-CONFERENCE	0- 4	1- 1	0- 3				
0- 6	0- 0	0- 3	HOME	0- 0	0- 1	0- 2				
1- 7	0- 2	0- 0	AWAY	0- 4	1- 0	0- 1				
0- 0	0- 0	0- 0	NEUTRAL	0- 0	0- 0	0- 0				
7- 4	0- 0	0- 0	CONFERENCE	0- 0	1- 1	6- 3				
3- 1	0- 0	0- 0	HOME	0- 0	1- 0	2- 1				
4- 3	0- 0	0- 0	AWAY	0- 0	0- 1	4- 2				
0- 0	0- 0	0- 0	NEUTRAL	0- 0	0- 0	0- 0				

RPI S	Opponent	Score	RPI S	Opponent	Score	RPI S	Opponent	Score	RPI S	Opponent	Score	Team's RPI: 197
6	A Louisville	37 86	34	H Purdue	34 66	60	A Belmont	50 63	106	A Liberty	71 54	
21	A NC State	38 74	45	H Ohio	58 70	62	A UT Martin	51 78	143	H Hampton	55 84	
			48	H Troy	51 90	85	A Cincinnati	53 72	148	A UNC Greensboro	41 49	
						86	A South Dakota St.	56 71	148	H UNC Greensboro	74 59	
									164	A Samford	46 60	
									176	H Austin Peay	49 50	
									213	A Furman	69 63	
									213	H Furman	60 52	
									223	H Northern Colo.	42 59	
									264	A Eastern Ky.	65 71	
									280	A Wofford	51 49	
									280	H Wofford	80 76	
									284	A ETSU	91 82	
									322	A Mercer	48 55	
									334	A Western Caro.	59 52	
									334	H Western Caro.	53 61	
LAST 10 Division I												
280	A Wofford	51 49	322	A Mercer	48 55							
213	A Furman	69 63	164	A Samford	46 60							
334	H Western Caro.	53 61	213	H Furman	60 52							
148	H UNC Greensboro	74 59	280	H Wofford	80 76							
284	A ETSU	91 82	148	A UNC Greensboro	41 49							

Non-Div I Games:

Chattanooga

Loss, Non-Conf, S Site, H Home A Away N Neutral

Average RPI Win:	226	WON-LOST	WINNING	LAST 10	STRENGTH OF	OPP. STRENGTH	TEAM	ADJ.	CONF.	ADJ CONF.
Average RPI Loss:	234	RECORD	PCT. RANK	GAMES	SCHEDULE	OF SCHEDULE	RPI	RPI	RPI	RPI
DIV. I ONLY	1- 24	350	1-9	311	328	348	348	31	31	
DIV. I NON-CONF.	0- 13	338	0	268	268	345	345	32	32	
TOTALS	RPI 1-25	RPI 26-50	W-L RECORDS	RPI 51-100	RPI 101-150	RPI 150+				
1- 24	0- 1	0- 0	OVERALL	0- 0	0- 3	1- 20				
0- 11	0- 1	0- 0	HOME	0- 0	0- 2	0- 8				
1- 12	0- 0	0- 0	AWAY	0- 0	0- 1	1- 11				
0- 1	0- 0	0- 0	NEUTRAL	0- 0	0- 0	0- 1				
0- 13	0- 1	0- 0	NON-CONFERENCE	0- 0	0- 3	0- 9				
0- 6	0- 1	0- 0	HOME	0- 0	0- 2	0- 3				
0- 6	0- 0	0- 0	AWAY	0- 0	0- 1	0- 5				
0- 1	0- 0	0- 0	NEUTRAL	0- 0	0- 0	0- 1				
1- 11	0- 0	0- 0	CONFERENCE	0- 0	0- 0	1- 11				
0- 5	0- 0	0- 0	HOME	0- 0	0- 0	0- 5				
1- 6	0- 0	0- 0	AWAY	0- 0	0- 0	1- 6				
0- 0	0- 0	0- 0	NEUTRAL	0- 0	0- 0	0- 0				

RPI S	Opponent	Score	RPI S	Opponent	Score	RPI S	Opponent	Score	RPI S	Opponent	Score	Team's RPI: 348
24	H Arizona	50 82							107	A UT Arlington	53 84	
									130	H Loyola Chicago	53 98	
									139	H Green Bay	46 102	
									151	A Western Mich.	69 90	
									154	A Valparaiso	49 95	
									181	A Illinois	66 96	
									193	H Western Ill.	78 88	
									218	A Grand Canyon	49 69	
									218	H Grand Canyon	57 68	
									222	A UMKC	57 73	
									226	A CSU Bakersfield	60 58	
									226	H CSU Bakersfield	51 58	
									256	A Nevada	60 80	
									267	N UC Santa Barbara	65 96	
									287	H California Baptist	65 80	
									289	H Oakland	70 98	
									307	A Seattle U	51 80	
									316	A New Mexico St.	56 80	
									316	H New Mexico St.	60 73	
									317	A UTRGV	68 77	
									317	H UTRGV	67 87	
									324	A Evansville	42 76	
									325	A Utah Valley	58 89	
									342	H UIC	61 73	
LAST 10 Division I												
218	H Grand Canyon	57 68	287	H California Baptist	65 80							
226	H CSU Bakersfield	51 58	226	A CSU Bakersfield	60 58							
317	A UTRGV	68 77	218	A Grand Canyon	49 69							
316	A New Mexico St.	56 80	317	H UTRGV	67 87							
222	A UMKC	57 73	316	H New Mexico St.	60 73							

Non-Div I Games:

Chicago St.

■ Loss,
 ■ Non-Conf,
 ■ S Site,
 ■ H Home
 ■ A Away
 N Neutral

Average RPI Win:	177	WON-LOST	WINNING	LAST 10	STRENGTH OF	OPP. STRENGTH	TEAM	ADJ.	CONF.	ADJ CONF.
Average RPI Loss:	60	RECORD	PCT. RANK	GAMES	SCHEDULE	OF SCHEDULE	RPI	RPI	RPI	RPI
DIV. I ONLY	16- 8	69	7-3	120	62	85	85	9	9	
DIV. I NON-CONF.	9- 4	84	0	210	43	134	134	9	9	
TOTALS	RPI 1-25	RPI 26-50	W-L RECORDS	RPI 51-100	RPI 101-150	RPI 150+				
16- 8	0- 3	1- 1	OVERALL	3- 3	2- 0	10- 1				
12- 2	0- 1	1- 0	HOME	3- 1	1- 0	7- 0				
4- 4	0- 1	0- 1	AWAY	0- 1	1- 0	3- 1				
0- 2	0- 1	0- 0	NEUTRAL	0- 1	0- 0	0- 0				
9- 4	0- 2	0- 0	NON-CONFERENCE	1- 2	2- 0	6- 0				
7- 2	0- 1	0- 0	HOME	1- 1	1- 0	5- 0				
2- 0	0- 0	0- 0	AWAY	0- 0	1- 0	1- 0				
0- 2	0- 1	0- 0	NEUTRAL	0- 1	0- 0	0- 0				
7- 4	0- 1	1- 1	CONFERENCE	2- 1	0- 0	4- 1				
5- 0	0- 0	1- 0	HOME	2- 0	0- 0	2- 0				
2- 4	0- 1	0- 1	AWAY	0- 1	0- 0	2- 1				
0- 0	0- 0	0- 0	NEUTRAL	0- 0	0- 0	0- 0				

RPI 1-25				RPI 26-50				RPI 51-100				RPI 101+			
RPI	S	Opponent	Score	RPI	S	Opponent	Score	RPI	S	Opponent	Score	RPI	S	Opponent	Score
7	A	UConn	50 80	44	A	UCF	42 49	58	H	Ball St.	63 56	111	H	Utah	68 62
10	N	Iowa	61 69	44	H	UCF	81 64	70	A	South Fla.	68 76	117	A	VCU	58 56
23	H	Ohio St.	73 78					70	H	South Fla.	60 55	158	A	Tulane	59 64
								74	N	Bucknell	48 56	167	H	Houston	85 66
								75	H	Temple	86 81	178	A	Memphis	73 66
								94	H	Saint Louis	50 60	188	H	Miami (OH)	98 68
												197	H	Chattanooga	72 53
												244	H	Tulsa	78 53
												249	A	SMU	73 58
												253	A	Xavier	85 78
												261	H	Alabama A&M	62 47
												290	H	Pittsburgh	69 53
												328	H	Coppin St.	86 40
LAST 10 Division I															
44	A	UCF	42 49	75	H	Temple	86 81								
244	H	Tulsa	78 53	167	H	Houston	85 66								
249	A	SMU	73 58	158	A	Tulane	59 64								
70	H	South Fla.	60 55	44	H	UCF	81 64								
7	A	UConn	50 80	178	A	Memphis	73 66								

Non-Div I Games:

Cincinnati

■ Loss,
■ Non-Conf, S Site,
■ Home
■ Away
N Neutral

Clemson

Through Games Of Feb. 17, 2020

Average RPI Win:	231	WON-LOST	WINNING	LAST 10	STRENGTH OF	OPP. STRENGTH	TEAM	ADJ.	CONF.	ADJ CONF.
Average RPI Loss:	82	RECORD	PCT. RANK	GAMES	SCHEDULE	OF SCHEDULE	RPI	RPI	RPI	RPI
DIV. I ONLY	7- 19	301	2-8	76	50	219	219	5	5	
DIV. I NON-CONF.	4- 7	225	0	141	168	229	229	4	4	
TOTALS	RPI 1-25	RPI 26-50	W-L RECORDS	RPI 51-100	RPI 101-150	RPI 150+				
7- 19	0- 6	1- 1	OVERALL	0- 6	1- 3	5- 3				
4- 10	0- 4	1- 0	HOME	0- 3	0- 1	3- 2				
2- 8	0- 1	0- 1	AWAY	0- 3	1- 2	1- 1				
1- 1	0- 1	0- 0	NEUTRAL	0- 0	0- 0	1- 0				
4- 7	0- 3	0- 0	NON-CONFERENCE	0- 1	0- 0	4- 3				
2- 4	0- 1	0- 0	HOME	0- 1	0- 0	2- 2				
1- 2	0- 1	0- 0	AWAY	0- 0	0- 0	1- 1				
1- 1	0- 1	0- 0	NEUTRAL	0- 0	0- 0	1- 0				
3- 12	0- 3	1- 1	CONFERENCE	0- 5	1- 3	1- 0				
2- 6	0- 3	1- 0	HOME	0- 2	0- 1	1- 0				
1- 6	0- 0	0- 1	AWAY	0- 3	1- 2	0- 0				
0- 0	0- 0	0- 0	NEUTRAL	0- 0	0- 0	0- 0				

RPI	S	Opponent	Score	RPI	S	Opponent	Score	RPI	S	Opponent	Score	RPI	S	Opponent	Score	Team's RPI: 219
2	H	South Carolina	48 84	30	A	Virginia Tech	50 71	51	A	Virginia	54 70	103	A	North Carolina	72 86	
3	N	Maryland	44 63	31	H	Duke	62 58	69	H	Boston College	68 70	110	A	Notre Dame	71 55	
6	H	Louisville	50 75					73	A	Georgia Tech	47 49	121	A	Wake Forest	58 63	
10	A	Iowa	60 74					81	H	Alabama	54 67	121	H	Wake Forest	52 66	
21	H	NC State	60 79					89	A	Miami (FL)	64 68	157	H	N.C. A&T	74 82	
25	H	Florida St.	64 81					89	H	Miami (FL)	48 63	207	A	Penn St.	55 68	
												213	H	Furman	77 71	
												290	H	Pittsburgh	75 67	
												294	H	Navy	52 65	
												322	A	Mercer	65 61	
												326	H	Alabama St.	76 43	
												327	N	Alcorn	77 46	
LAST 10 Division I																
89	H	Miami (FL)	48 63	21	H	NC State	60 79									
121	H	Wake Forest	52 66	30	A	Virginia Tech	50 71									
69	H	Boston College	68 70	89	A	Miami (FL)	64 68									
51	A	Virginia	54 70	31	H	Duke	62 58									
103	A	North Carolina	72 86	290	H	Pittsburgh	75 67									

Non-Div I Games:

Clemson

■ Loss,
 ■ Non-Conf,
 ■ S Site,
 ■ H Home
 ■ A Away
 N Neutral

Average RPI Win:	277	WON-LOST	WINNING	LAST 10	STRENGTH OF	OPP. STRENGTH	TEAM	ADJ.	CONF.	ADJ CONF.
Average RPI Loss:	174	RECORD	PCT. RANK	GAMES	SCHEDULE	OF SCHEDULE	RPI	RPI	RPI	RPI
DIV. I ONLY	15- 8	76	5-5	345	255	202	202	22	22	
DIV. I NON-CONF.	8- 1	26	0	351	242	178	178	20	20	
TOTALS	RPI 1-25	RPI 26-50	W-L RECORDS	RPI 51-100	RPI 101-150	RPI 150+				
15- 8	0- 0	0- 0	OVERALL	0- 2	0- 1	15- 5				
5- 3	0- 0	0- 0	HOME	0- 1	0- 1	5- 1				
10- 5	0- 0	0- 0	AWAY	0- 1	0- 0	10- 4				
0- 0	0- 0	0- 0	NEUTRAL	0- 0	0- 0	0- 0				
8- 1	0- 0	0- 0	NON-CONFERENCE	0- 0	0- 0	8- 1				
1- 0	0- 0	0- 0	HOME	0- 0	0- 0	1- 0				
7- 1	0- 0	0- 0	AWAY	0- 0	0- 0	7- 1				
0- 0	0- 0	0- 0	NEUTRAL	0- 0	0- 0	0- 0				
7- 7	0- 0	0- 0	CONFERENCE	0- 2	0- 1	7- 4				
4- 3	0- 0	0- 0	HOME	0- 1	0- 1	4- 1				
3- 4	0- 0	0- 0	AWAY	0- 1	0- 0	3- 3				
0- 0	0- 0	0- 0	NEUTRAL	0- 0	0- 0	0- 0				

RPI S	Opponent	Score	RPI S	Opponent	Score	RPI S	Opponent	Score	RPI S	Opponent	Score	Team's RPI: 202
						53	A IUPUI	48 58	139	H Green Bay	54 74	
						53	H IUPUI	53 78	163	A Wright St.	62 78	
									163	H Wright St.	73 75	
									186	A Northern Ky.	73 68	
									186	H Northern Ky.	66 62	
									191	H Akron	66 62	
									233	A Youngstown St.	72 84	
									233	H Youngstown St.	60 52	
									239	H Milwaukee	58 49	
									254	A Bowling Green	62 89	
									271	A Delaware St.	57 49	
									284	A ETSU	62 54	
									289	A Oakland	79 58	
									293	A St. Bonaventure	65 62	
									310	A Omaha	79 66	
									319	A Hofstra	61 51	
									333	A Detroit Mercy	59 70	
									334	A Western Caro.	68 61	
									338	A LIU Brooklyn	79 49	
									342	A UIC	83 43	
									342	H UIC	84 44	
LAST 10 Division I												
233	A	Youngstown St.	72	84	139	H	Green Bay	54	74			
163	H	Wright St.	73	75	239	H	Milwaukee	58	49			
186	H	Northern Ky.	66	62	289	A	Oakland	79	58			
342	A	UIC	83	43	333	A	Detroit Mercy	59	70			
53	A	IUPUI	48	58	233	H	Youngstown St.	60	52			

Non-Div I Games: Davis & Elkins 110 41 Lake Erie 95 49

Cleveland St.

Loss, Non-Conf, S Site, H Home A Away N Neutral

Average RPI Win:	233	WON-LOST	WINNING	LAST 10	STRENGTH OF	OPP. STRENGTH	TEAM	ADJ.	CONF.	ADJ CONF.
Average RPI Loss:	144	RECORD	PCT. RANK	GAMES	SCHEDULE	OF SCHEDULE	RPI	RPI	RPI	RPI
DIV. I ONLY	19- 3	18	9-1	286	236	82	82	21	21	
DIV. I NON-CONF.	8- 1	26	0	343	310	166	166	19	19	
TOTALS	RPI 1-25	RPI 26-50	W-L RECORDS	RPI 51-100	RPI 101-150	RPI 150+				
19- 3	0- 0	1- 1	OVERALL	0- 0	3- 1	15- 1				
10- 1	0- 0	1- 0	HOME	0- 0	2- 1	7- 0				
8- 2	0- 0	0- 1	AWAY	0- 0	1- 0	7- 1				
1- 0	0- 0	0- 0	NEUTRAL	0- 0	0- 0	1- 0				
8- 1	0- 0	0- 0	NON-CONFERENCE	0- 0	1- 1	7- 0				
4- 1	0- 0	0- 0	HOME	0- 0	1- 1	3- 0				
3- 0	0- 0	0- 0	AWAY	0- 0	0- 0	3- 0				
1- 0	0- 0	0- 0	NEUTRAL	0- 0	0- 0	1- 0				
11- 2	0- 0	1- 1	CONFERENCE	0- 0	2- 0	8- 1				
6- 0	0- 0	1- 0	HOME	0- 0	1- 0	4- 0				
5- 2	0- 0	0- 1	AWAY	0- 0	1- 0	4- 1				
0- 0	0- 0	0- 0	NEUTRAL	0- 0	0- 0	0- 0				

RPI 1-25				RPI 26-50				RPI 51-100				Team's RPI: 82		RPI 101+			
RPI	S	Opponent	Score	RPI	S	Opponent	Score	RPI	S	Opponent	Score	RPI	S	Opponent	Score		
				48	A	Troy	77 84					107	A	UT Arlington	80 62		
				48	H	Troy	124 103					107	H	UT Arlington	62 56		
												124	H	Richmond	67 79		
												148	H	UNC Greensboro	63 54		
												160	N	Elon	76 65		
												211	A	Little Rock	68 48		
												232	H	George Mason	74 59		
												238	A	South Alabama	71 62		
												238	H	South Alabama	76 73		
												240	A	Appalachian St.	80 53		
												259	A	Texas St.	69 59		
												259	H	Texas St.	75 67		
												260	A	Arkansas St.	61 63		
												270	A	UNCW	62 43		
												280	A	Wofford	78 73		
												301	H	Ga. Southern	66 59		
												308	H	Georgia St.	87 45		
												334	A	Western Caro.	66 43		
												339	H	Ark.-Pine Bluff	76 69		
												349	H	South Carolina St.	85 44		
LAST 10 Division I																	
				238	H	South Alabama	76 73					301	H	Ga. Southern	66 59		
				48	H	Troy	124 103					260	A	Arkansas St.	61 63		
				107	A	UT Arlington	80 62					240	A	Appalachian St.	80 53		
				259	A	Texas St.	69 59					211	A	Little Rock	68 48		
				308	H	Georgia St.	87 45					107	H	UT Arlington	62 56		

Non-Div I Games: UNC Pembroke 86 44 Wesleyan (GA) 132 32

Coastal Caro.

Loss, Non-Conf, S Site, H Home A Away N Neutral

Average RPI Win:	264	WON-LOST	WINNING	LAST 10	STRENGTH OF	OPP. STRENGTH	TEAM	ADJ.	CONF.	ADJ CONF.
Average RPI Loss:	150	RECORD	PCT. RANK	GAMES	SCHEDULE	OF SCHEDULE	RPI	RPI	RPI	RPI
DIV. I ONLY	10- 13	217	2-8	285	243	257	257	14	14	
DIV. I NON-CONF.	6- 4	123	0	347	344	268	268	13	13	
TOTALS	RPI 1-25	RPI 26-50	W-L RECORDS	RPI 51-100	RPI 101-150	RPI 150+				
10- 13	0- 0	1- 2	OVERALL	0- 0	0- 5	9- 6				
5- 6	0- 0	1- 1	HOME	0- 0	0- 2	4- 3				
5- 7	0- 0	0- 1	AWAY	0- 0	0- 3	5- 3				
0- 0	0- 0	0- 0	NEUTRAL	0- 0	0- 0	0- 0				
6- 4	0- 0	0- 0	NON-CONFERENCE	0- 0	0- 2	6- 2				
2- 2	0- 0	0- 0	HOME	0- 0	0- 1	2- 1				
4- 2	0- 0	0- 0	AWAY	0- 0	0- 1	4- 1				
0- 0	0- 0	0- 0	NEUTRAL	0- 0	0- 0	0- 0				
4- 9	0- 0	1- 2	CONFERENCE	0- 0	0- 3	3- 4				
3- 4	0- 0	1- 1	HOME	0- 0	0- 1	2- 2				
1- 5	0- 0	0- 1	AWAY	0- 0	0- 2	1- 2				
0- 0	0- 0	0- 0	NEUTRAL	0- 0	0- 0	0- 0				

RPI S	Opponent	Score	RPI S	Opponent	Score	RPI S	Opponent	Score	RPI S	Opponent	Score	Team's RPI: 257
42	A James Madison	50 81	42	H James Madison	53 87				121	A Wake Forest	50 106	
49	H Drexel	73 59							126	A Northeastern	68 72	
									131	A William & Mary	60 85	
									131	H William & Mary	74 80	
									148	H UNC Greensboro	56 69	
									160	A Elon	48 90	
									160	H Elon	57 85	
									171	A Towson	72 83	
									171	H Towson	62 79	
									189	H Delaware	84 73	
									209	A High Point	79 70	
									232	H George Mason	61 72	
									262	A Winthrop	84 73	
									270	H UNCW	67 63	
									311	H N.C. Central	85 78	
									312	A Presbyterian	54 58	
									319	A Hofstra	63 60	
									334	H Western Caro.	73 62	
									345	A Charleston So.	79 70	
									349	A South Carolina St.	76 55	
LAST 10 Division I												
171	A Towson	72 83	126	A Northeastern	68 72							
42	A James Madison	50 81	270	H UNCW	67 63							
160	H Elon	57 85	42	H James Madison	53 87							
131	H William & Mary	74 80	171	H Towson	62 79							
319	A Hofstra	63 60	131	A William & Mary	60 85							

Non-Div I Games: Coker 82 57

Col. of Charleston

■ Loss,
 ■ Non-Conf,
 ■ S Site,
 ■ Home
 ■ A Away
 N Neutral

Average RPI Win: 233	WON-LOST	WINNING	LAST 10	STRENGTH OF	OPP. STRENGTH	TEAM	ADJ.	CONF.	ADJ CONF.
Average RPI Loss: 112	RECORD	PCT. RANK	GAMES	SCHEDULE	OF SCHEDULE	RPI	RPI	RPI	RPI
DIV. I ONLY	17- 7	56	7-3	256	143	102	102	15	15
DIV. I NON-CONF.	8- 3	68	0	244	154	90	90	16	16
TOTALS	RPI 1-25	RPI 26-50	W-L RECORDS	RPI 51-100	RPI 101-150	RPI 150+			
17- 7	0- 1	0- 0	OVERALL	1- 3	2- 1	14- 2			
11- 1	0- 0	0- 0	HOME	1- 0	1- 1	9- 0			
6- 6	0- 1	0- 0	AWAY	0- 3	1- 0	5- 2			
0- 0	0- 0	0- 0	NEUTRAL	0- 0	0- 0	0- 0			
8- 3	0- 1	0- 0	NON-CONFERENCE	1- 2	0- 0	7- 0			
5- 0	0- 0	0- 0	HOME	1- 0	0- 0	4- 0			
3- 3	0- 1	0- 0	AWAY	0- 2	0- 0	3- 0			
0- 0	0- 0	0- 0	NEUTRAL	0- 0	0- 0	0- 0			
9- 4	0- 0	0- 0	CONFERENCE	0- 1	2- 1	7- 2			
6- 1	0- 0	0- 0	HOME	0- 0	1- 1	5- 0			
3- 3	0- 0	0- 0	AWAY	0- 1	1- 0	2- 2			
0- 0	0- 0	0- 0	NEUTRAL	0- 0	0- 0	0- 0			

RPI 1-25				RPI 26-50				RPI 51-100				RPI 101+ Team's RPI: 102			
RPI	S	Opponent	Score	RPI	S	Opponent	Score	RPI	S	Opponent	Score	RPI	S	Opponent	Score
12	A	Northwestern	44 73					54	H	Yale	70 67	114	H	Holy Cross	71 60
								74	A	Bucknell	43 66	132	A	Boston U.	70 61
								81	A	Alabama	52 72	132	H	Boston U.	58 60
								94	A	Saint Louis	51 61	166	A	Cornell	62 58
												185	A	Lafayette	39 55
												185	H	Lafayette	73 52
												205	A	American	61 63
												205	H	American	63 62
												230	H	UMass Lowell	73 51
												245	A	Loyola Maryland	76 74
												245	H	Loyola Maryland	79 70
												266	H	Niagara	85 72
												275	H	Siena	88 51
												288	H	Wagner	74 58
												294	A	Navy	65 53
												294	H	Navy	80 55
												300	H	Army West Point	100 93
												332	A	NJIT	79 52
												340	A	Canisius	90 69
LAST 10 Division I															
245	H	Loyola Maryland	79 70	205	H	American	63 62								
132	H	Boston U.	58 60	74	A	Bucknell	43 66								
294	A	Navy	65 53	132	A	Boston U.	70 61								
114	H	Holy Cross	71 60	185	H	Lafayette	73 52								
185	A	Lafayette	39 55	294	H	Navy	80 55								

Non-Div I Games:

Colgate

Average RPI Win:	185	WON-LOST	WINNING	LAST 10	STRENGTH OF	OPP. STRENGTH	TEAM	ADJ.	CONF.	ADJ CONF.
Average RPI Loss:	40	RECORD	PCT. RANK	GAMES	SCHEDULE	OF SCHEDULE	RPI	RPI	RPI	RPI
DIV. I ONLY	15- 10	110	2-8	79	17	77	77	1	1	
DIV. I NON-CONF.	11- 0	1	0	302	175	53	53	1	1	
TOTALS	RPI 1-25	RPI 26-50	W-L RECORDS	RPI 51-100	RPI 101-150	RPI 150+				
15- 10	0- 7	0- 0	OVERALL	1- 1	6- 2	8- 0				
8- 5	0- 4	0- 0	HOME	1- 0	3- 1	4- 0				
6- 5	0- 3	0- 0	AWAY	0- 1	2- 1	4- 0				
1- 0	0- 0	0- 0	NEUTRAL	0- 0	1- 0	0- 0				
11- 0	0- 0	0- 0	NON-CONFERENCE	0- 0	3- 0	8- 0				
6- 0	0- 0	0- 0	HOME	0- 0	2- 0	4- 0				
4- 0	0- 0	0- 0	AWAY	0- 0	0- 0	4- 0				
1- 0	0- 0	0- 0	NEUTRAL	0- 0	1- 0	0- 0				
4- 10	0- 7	0- 0	CONFERENCE	1- 1	3- 2	0- 0				
2- 5	0- 4	0- 0	HOME	1- 0	1- 1	0- 0				
2- 5	0- 3	0- 0	AWAY	0- 1	2- 1	0- 0				
0- 0	0- 0	0- 0	NEUTRAL	0- 0	0- 0	0- 0				

RPI 1-25				RPI 26-50				RPI 51-100 Team's RPI: 77				RPI 101+			
RPI	S	Opponent	Score	RPI	S	Opponent	Score	RPI	S	Opponent	Score	RPI	S	Opponent	Score
1	A	Oregon	46 104					76	H	Southern California	66 53	111	A	Utah	80 70
1	H	Oregon	53 101					99	A	Washington St.	59 69	111	H	Utah	69 84
8	H	UCLA	62 65									127	N	UAB	77 69
9	A	Stanford	68 76									134	A	California	62 50
9	H	Stanford	66 69									134	H	California	64 57
15	A	Oregon St.	60 72									136	A	Washington	52 61
15	H	Oregon St.	52 79									137	H	Wisconsin	74 57
												138	H	Texas Southern	74 50
												158	A	Tulane	62 52
												174	H	Jacksonville	66 44
												195	A	Wyoming	66 56
												253	A	Xavier	62 53
												258	H	Denver	96 70
												265	A	Colorado St.	79 75
												278	H	Indiana St.	59 46
												332	H	NJIT	80 57
LAST 10 Division I															
9	H	Stanford	66 69	15	H	Oregon St.	52 79								
134	H	California	64 57	134	A	California	62 50								
136	A	Washington	52 61	9	A	Stanford	68 76								
99	A	Washington St.	59 69	111	H	Utah	69 84								
1	H	Oregon	53 101	8	H	UCLA	62 65								

Non-Div I Games:

Colorado

■ Loss,
 ■ Non-Conf, S Site,
 ■ Home
 ■ Away
 N Neutral

Average RPI Win:	274	WON-LOST	WINNING	LAST 10	STRENGTH OF	OPP. STRENGTH	TEAM	ADJ.	CONF.	ADJ CONF.
Average RPI Loss:	155	RECORD	PCT. RANK	GAMES	SCHEDULE	OF SCHEDULE	RPI	RPI	RPI	RPI
DIV. I ONLY	9- 14	242	3-7	235	237	265	265	17	17	
DIV. I NON-CONF.	4- 5	195	0	300	269	270	270	22	22	
TOTALS	RPI 1-25	RPI 26-50	W-L RECORDS	RPI 51-100	RPI 101-150	RPI 150+				
9- 14	0- 0	0- 0	OVERALL	0- 4	0- 2	9- 8				
6- 6	0- 0	0- 0	HOME	0- 2	0- 1	6- 3				
3- 8	0- 0	0- 0	AWAY	0- 2	0- 1	3- 5				
0- 0	0- 0	0- 0	NEUTRAL	0- 0	0- 0	0- 0				
4- 5	0- 0	0- 0	NON-CONFERENCE	0- 2	0- 1	4- 2				
3- 2	0- 0	0- 0	HOME	0- 1	0- 0	3- 1				
1- 3	0- 0	0- 0	AWAY	0- 1	0- 1	1- 1				
0- 0	0- 0	0- 0	NEUTRAL	0- 0	0- 0	0- 0				
5- 9	0- 0	0- 0	CONFERENCE	0- 2	0- 1	5- 6				
3- 4	0- 0	0- 0	HOME	0- 1	0- 1	3- 2				
2- 5	0- 0	0- 0	AWAY	0- 1	0- 0	2- 4				
0- 0	0- 0	0- 0	NEUTRAL	0- 0	0- 0	0- 0				

RPI 1-25				RPI 26-50				RPI 51-100				RPI 101+				Team's RPI: 265	
RPI	S	Opponent	Score	RPI	S	Opponent	Score	RPI	S	Opponent	Score	RPI	S	Opponent	Score		
								56	A	Tennessee	41	79	115	H	Boise St.	69	72
								59	A	Fresno St.	53	55	118	A	Idaho	54	61
								59	H	Fresno St.	61	79	165	H	San Jose St.	53	58
								77	H	Colorado	75	79	179	H	Northern Ill.	75	80
												195	A	Wyoming	56	49	
												195	H	Wyoming	40	43	
												198	A	UNLV	52	56	
												199	A	New Mexico	62	73	
												223	A	Northern Colo.	75	58	
												243	A	San Diego St.	49	59	
												244	A	Tulsa	55	61	
												256	A	Nevada	63	74	
												256	H	Nevada	75	70	
												283	H	UC Riverside	52	40	
												285	A	Utah St.	67	61	
												285	H	Utah St.	56	55	
												286	H	Incarnate Word	75	47	
												303	H	Air Force	60	40	
												351	H	Mississippi Val.	65	46	
LAST 10 Division I																	
				195	H	Wyoming	40	43	285	H	Utah St.	56	55				
				285	A	Utah St.	67	61	59	A	Fresno St.	53	55				
				59	H	Fresno St.	61	79	303	H	Air Force	60	40				
				198	A	UNLV	52	56	199	A	New Mexico	62	73				
				256	A	Nevada	63	74	165	H	San Jose St.	53	58				

Non-Div I Games: Western St. 56 47 Chadron St. 102 51

Colorado St.

Loss, Non-Conf, S Site, H Home A Away N Neutral

Average RPI Win: 211	WON-LOST	WINNING	LAST 10	STRENGTH OF	OPP. STRENGTH	TEAM	ADJ.	CONF.	ADJ CONF.
Average RPI Loss: 134	RECORD	PCT. RANK	GAMES	SCHEDULE	OF SCHEDULE	RPI	RPI	RPI	RPI
DIV. I ONLY	13- 8	99	6-4	244	139	145	145	7	7
DIV. I NON-CONF.	9- 4	84	2-0	331	227	181	181	8	8
TOTALS	RPI 1-25	RPI 26-50	W-L RECORDS	RPI 51-100	RPI 101-150	RPI 150+			
13- 8	0- 1	0- 0	OVERALL	2- 2	2- 2	9- 3			
10- 2	0- 0	0- 0	HOME	2- 1	1- 0	7- 1			
3- 6	0- 1	0- 0	AWAY	0- 1	1- 2	2- 2			
0- 0	0- 0	0- 0	NEUTRAL	0- 0	0- 0	0- 0			
9- 4	0- 0	0- 0	NON-CONFERENCE	1- 0	2- 2	6- 2			
6- 1	0- 0	0- 0	HOME	1- 0	1- 0	4- 1			
3- 3	0- 0	0- 0	AWAY	0- 0	1- 2	2- 1			
0- 0	0- 0	0- 0	NEUTRAL	0- 0	0- 0	0- 0			
4- 4	0- 1	0- 0	CONFERENCE	1- 2	0- 0	3- 1			
4- 1	0- 0	0- 0	HOME	1- 1	0- 0	3- 0			
0- 3	0- 1	0- 0	AWAY	0- 1	0- 0	0- 1			
0- 0	0- 0	0- 0	NEUTRAL	0- 0	0- 0	0- 0			

RPI 1-25				RPI 26-50				RPI 51-100				RPI 101+				Team's RPI: 145	
RPI	S	Opponent	Score	RPI	S	Opponent	Score	RPI	S	Opponent	Score	RPI	S	Opponent	Score		
16	A	Princeton	55 77					54	H	Yale	60 85	101	A	Vanderbilt	51 72		
								61	A	Penn	84 86	109	H	Davidson	63 60		
								87	H	Fordham	70 51	128	A	Robert Morris	61 59		
								96	H	Harvard	89 64	133	A	Buffalo	75 82		
												166	A	Cornell	77 80		
												166	H	Cornell	76 66		
												172	H	Dartmouth	73 63		
												214	H	Brown	74 60		
												229	H	Saint Joseph's	57 71		
												239	H	Milwaukee	74 46		
												247	H	Georgetown	54 49		
												300	A	Army West Point	71 62		
												314	A	Albany (NY)	78 82		
												322	H	Mercer	77 48		
												332	H	NJIT	99 43		
												336	A	Tennessee St.	75 65		
LAST 10 Division I																	
				96	H	Harvard	89 64					54	H	Yale	60 85		
				172	H	Dartmouth	73 63					166	A	Cornell	77 80		
				16	A	Princeton	55 77					166	H	Cornell	76 66		
				61	A	Penn	84 86					322	H	Mercer	77 48		
				214	H	Brown	74 60					336	A	Tennessee St.	75 65		

Non-Div I Games:

Columbia

■ Loss,
 ■ Non-Conf,
 S Site,
 ■ Home
 ■ Away
 N Neutral

Average RPI Win: 288	WON-LOST	WINNING	LAST 10	STRENGTH OF	OPP. STRENGTH	TEAM	ADJ.	CONF.	ADJ CONF.
Average RPI Loss: 196	RECORD	PCT. RANK	GAMES	SCHEDULE	OF SCHEDULE	RPI	RPI	RPI	RPI
DIV. I ONLY	3- 22	338	3-7	241	323	328	328	29	29
DIV. I NON-CONF.	0- 12	338	0	123	204	322	322	29	29
TOTALS	RPI 1-25	RPI 26-50	W-L RECORDS	RPI 51-100	RPI 101-150	RPI 150+			
3- 22	0- 0	0- 3	OVERALL	0- 3	0- 1	3- 15			
1- 8	0- 0	0- 0	HOME	0- 0	0- 0	1- 8			
2- 14	0- 0	0- 3	AWAY	0- 3	0- 1	2- 7			
0- 0	0- 0	0- 0	NEUTRAL	0- 0	0- 0	0- 0			
0- 12	0- 0	0- 3	NON-CONFERENCE	0- 3	0- 0	0- 6			
0- 2	0- 0	0- 0	HOME	0- 0	0- 0	0- 2			
0- 10	0- 0	0- 3	AWAY	0- 3	0- 0	0- 4			
0- 0	0- 0	0- 0	NEUTRAL	0- 0	0- 0	0- 0			
3- 10	0- 0	0- 0	CONFERENCE	0- 0	0- 1	3- 9			
1- 6	0- 0	0- 0	HOME	0- 0	0- 0	1- 6			
2- 4	0- 0	0- 0	AWAY	0- 0	0- 1	2- 3			
0- 0	0- 0	0- 0	NEUTRAL	0- 0	0- 0	0- 0			

RPI S	Opponent	Score	RPI S	Opponent	Score	RPI S	Opponent	Score	RPI S	Opponent	Score	Team's RPI: 328
39	A South Dakota	44 82	55	A West Virginia	47 82	112	A Bethune-Cookman	51 82				
47	A Rutgers	33 107	85	A Cincinnati	40 86	153	A George Washington	35 54				
50	A Dayton	48 78	86	A South Dakota St.	41 94	157	H N.C. A&T	38 84				
						182	A La Salle	46 79				
						192	A Norfolk St.	57 55				
						192	H Norfolk St.	48 85				
						235	A Marshall	47 60				
						246	H Morgan St.	42 47				
						250	A Howard	52 64				
						250	H Howard	54 66				
						266	H Niagara	67 82				
						271	A Delaware St.	55 72				
						297	A UMBC	48 71				
						311	H N.C. Central	44 58				
						323	H UMES	66 63				
						330	H Saint Peter's	57 82				
						343	A Florida A&M	48 58				
						349	A South Carolina St.	61 42				
						349	H South Carolina St.	60 71				
LAST 10 Division I												
192	A Norfolk St.	57 55	271	A Delaware St.	55 72							
349	A South Carolina St.	61 42	250	H Howard	54 66							
323	H UMES	66 63	246	H Morgan St.	42 47							
311	H N.C. Central	44 58	157	H N.C. A&T	38 84							
250	A Howard	52 64	343	A Florida A&M	48 58							

Non-Div I Games:

Coppin St.

Average RPI Win:	261	WON-LOST	WINNING	LAST 10	STRENGTH OF	OPP. STRENGTH	TEAM	ADJ.	CONF.	ADJ CONF.
Average RPI Loss:	92	RECORD	PCT. RANK	GAMES	SCHEDULE	OF SCHEDULE	RPI	RPI	RPI	RPI
DIV. I ONLY	9- 11	209	3-7	92	189	166	166	7	7	
DIV. I NON-CONF.	7- 5	131	1-1	216	287	165	165	8	8	
TOTALS	RPI 1-25	RPI 26-50	W-L RECORDS	RPI 51-100	RPI 101-150	RPI 150+				
9- 11	0- 2	0- 0	OVERALL	0- 4	1- 3	8- 2				
5- 6	0- 0	0- 0	HOME	0- 2	1- 2	4- 2				
4- 5	0- 2	0- 0	AWAY	0- 2	0- 1	4- 0				
0- 0	0- 0	0- 0	NEUTRAL	0- 0	0- 0	0- 0				
7- 5	0- 1	0- 0	NON-CONFERENCE	0- 1	0- 2	7- 1				
3- 3	0- 0	0- 0	HOME	0- 0	0- 2	3- 1				
4- 2	0- 1	0- 0	AWAY	0- 1	0- 0	4- 0				
0- 0	0- 0	0- 0	NEUTRAL	0- 0	0- 0	0- 0				
2- 6	0- 1	0- 0	CONFERENCE	0- 3	1- 1	1- 1				
2- 3	0- 0	0- 0	HOME	0- 2	1- 0	1- 1				
0- 3	0- 1	0- 0	AWAY	0- 1	0- 1	0- 0				
0- 0	0- 0	0- 0	NEUTRAL	0- 0	0- 0	0- 0				

RPI 1-25				RPI 26-50				RPI 51-100				RPI 101+ Team's RPI: 166			
RPI	S	Opponent	Score	RPI	S	Opponent	Score	RPI	S	Opponent	Score	RPI	S	Opponent	Score
16	A	Princeton	29 60					54	H	Yale	67 74	102	H	Colgate	58 62
19	A	TCU	49 59					55	A	West Virginia	62 68	120	H	Duquesne	62 72
								61	A	Penn	41 63	145	A	Columbia	66 76
								96	H	Harvard	58 73	145	H	Columbia	80 77
												168	H	Binghamton	56 59
												172	H	Dartmouth	65 67
												214	H	Brown	74 63
												230	A	UMass Lowell	70 56
												266	H	Niagara	82 59
												271	A	Delaware St.	77 51
												284	H	ETSU	71 43
												293	A	St. Bonaventure	70 42
												314	A	Albany (NY)	71 51
												332	H	NJIT	68 44
LAST 10 Division I															
172	H	Dartmouth	65 67	214	H	Brown	74 63								
96	H	Harvard	58 73	145	H	Columbia	80 77								
61	A	Penn	41 63	145	A	Columbia	66 76								
16	A	Princeton	29 60	284	H	ETSU	71 43								
54	H	Yale	67 74	55	A	West Virginia	62 68								

Non-Div I Games:

Cornell

■ Loss,
 ■ Non-Conf,
 S Site,
 ■ Home
 ■ Away
 N Neutral

Creighton

Through Games Of Feb. 17, 2020

Average RPI Win: 132	WON-LOST	WINNING	LAST 10	STRENGTH OF	OPP. STRENGTH	TEAM	ADJ.	CONF.	ADJ CONF.
Average RPI Loss: 50	RECORD	PCT. RANK	GAMES	SCHEDULE	OF SCHEDULE	RPI	RPI	RPI	RPI
DIV. I ONLY	16- 9	84	5-5	32	61	40	40	6	6
DIV. I NON-CONF.	8- 3	68	0	37	41	15	15	6	6
TOTALS	RPI 1-25	RPI 26-50	W-L RECORDS	RPI 51-100	RPI 101-150	RPI 150+			
16- 9	1- 1	1- 4	OVERALL	7- 4	3- 0	4- 0			
8- 3	0- 1	1- 0	HOME	3- 2	2- 0	2- 0			
6- 6	1- 0	0- 4	AWAY	2- 2	1- 0	2- 0			
2- 0	0- 0	0- 0	NEUTRAL	2- 0	0- 0	0- 0			
8- 3	0- 0	0- 3	NON-CONFERENCE	5- 0	1- 0	2- 0			
4- 0	0- 0	0- 0	HOME	2- 0	1- 0	1- 0			
2- 3	0- 0	0- 3	AWAY	1- 0	0- 0	1- 0			
2- 0	0- 0	0- 0	NEUTRAL	2- 0	0- 0	0- 0			
8- 6	1- 1	1- 1	CONFERENCE	2- 4	2- 0	2- 0			
4- 3	0- 1	1- 0	HOME	1- 2	1- 0	1- 0			
4- 3	1- 0	0- 1	AWAY	1- 2	1- 0	1- 0			
0- 0	0- 0	0- 0	NEUTRAL	0- 0	0- 0	0- 0			

RPI 1-25				RPI 26-50				Team's RPI: 40				RPI 51-100				RPI 101+			
RPI	S	Opponent	Score	RPI	S	Opponent	Score	RPI	S	Opponent	Score	RPI	S	Opponent	Score	RPI	S	Opponent	Score
20	A	DePaul	63 61	28	A	Arizona St.	55 70	55	N	West Virginia	82 75	141	A	Providence	77 68				
20	H	DePaul	71 74	33	A	Marquette	50 52	66	A	St. John's (NY)	58 63	141	H	Providence	72 63				
				33	H	Marquette	72 62	66	A	Seton Hall	70 82	146	H	Wichita St.	56 46				
				36	A	Drake	53 63	66	H	Seton Hall	78 66	247	A	Georgetown	65 56				
				39	A	South Dakota	65 72	66	H	St. John's (NY)	70 77	253	H	Xavier	62 55				
								72	H	UNI	57 54	292	H	North Dakota St.	70 59				
								75	N	Temple	69 59	310	A	Omaha	67 54				
								80	A	Nebraska	79 74								
								86	H	South Dakota St.	61 48								
								93	H	Butler	67 73								
								100	A	Villanova	58 42								
LAST 10 Division I																			
				66	H	Seton Hall	78 66	93	H	Butler	67 73								
				66	H	St. John's (NY)	70 77	253	H	Xavier	62 55								
				141	A	Providence	77 68	66	A	St. John's (NY)	58 63								
				33	A	Marquette	50 52	66	A	Seton Hall	70 82								
				20	A	DePaul	63 61	141	H	Providence	72 63								

Non-Div I Games:

Creighton

Loss, Non-Conf, S Site, H Home A Away N Neutral

Average RPI Win:	209	WON-LOST	WINNING	LAST 10	STRENGTH OF	OPP. STRENGTH	TEAM	ADJ.	CONF.	ADJ CONF.
Average RPI Loss:	132	RECORD	PCT. RANK	GAMES	SCHEDULE	OF SCHEDULE	RPI	RPI	RPI	RPI
DIV. I ONLY	8- 13	250	2-8	64	187	172	172	7	7	
DIV. I NON-CONF.	6- 7	182	0-2	157	282	168	168	8	8	
TOTALS	RPI 1-25	RPI 26-50	W-L RECORDS	RPI 51-100	RPI 101-150	RPI 150+				
8- 13	0- 2	0- 0	OVERALL	1- 3	0- 4	7- 4				
5- 5	0- 1	0- 0	HOME	1- 2	0- 0	4- 2				
3- 8	0- 1	0- 0	AWAY	0- 1	0- 4	3- 2				
0- 0	0- 0	0- 0	NEUTRAL	0- 0	0- 0	0- 0				
6- 7	0- 1	0- 0	NON-CONFERENCE	0- 0	0- 3	6- 3				
4- 1	0- 0	0- 0	HOME	0- 0	0- 0	4- 1				
2- 6	0- 1	0- 0	AWAY	0- 0	0- 3	2- 2				
0- 0	0- 0	0- 0	NEUTRAL	0- 0	0- 0	0- 0				
2- 6	0- 1	0- 0	CONFERENCE	1- 3	0- 1	1- 1				
1- 4	0- 1	0- 0	HOME	1- 2	0- 0	0- 1				
1- 2	0- 0	0- 0	AWAY	0- 1	0- 1	1- 0				
0- 0	0- 0	0- 0	NEUTRAL	0- 0	0- 0	0- 0				

RPI 1-25				RPI 26-50				RPI 51-100				RPI 101+ Team's RPI: 172			
RPI	S	Opponent	Score	RPI	S	Opponent	Score	RPI	S	Opponent	Score	RPI	S	Opponent	Score
12	A	Northwestern	37 79					54	H	Yale	47 67	130	A	Loyola Chicago	40 61
16	H	Princeton	34 66					61	H	Penn	33 66	132	A	Boston U.	56 74
								96	A	Harvard	49 64	133	A	Buffalo	49 73
								96	H	Harvard	63 62	145	A	Columbia	63 73
												166	A	Cornell	67 65
												183	H	Merrimack	57 52
												206	H	Maine	57 41
												214	H	Brown	71 83
												221	A	Manhattan	58 70
												230	A	UMass Lowell	62 51
												234	A	Fairfield	52 51
												245	A	Loyola Maryland	56 72
												259	H	Texas St.	51 61
												263	H	New Hampshire	66 47
												295	H	Vermont	72 55
LAST 10 Division I															
166	A	Cornell	67 65	16	H	Princeton	34 66								
145	A	Columbia	63 73	96	A	Harvard	49 64								
54	H	Yale	47 67	96	H	Harvard	63 62								
214	H	Brown	71 83	245	A	Loyola Maryland	56 72								
61	H	Penn	33 66	133	A	Buffalo	49 73								

Non-Div I Games:

Dartmouth

Davidson

Through Games Of Feb. 17, 2020

Average RPI Win:	202	WON-LOST	WINNING	LAST 10	STRENGTH OF	OPP. STRENGTH	TEAM	ADJ.	CONF.	ADJ CONF.
Average RPI Loss:	105	RECORD	PCT. RANK	GAMES	SCHEDULE	OF SCHEDULE	RPI	RPI	RPI	RPI
DIV. I ONLY	13- 11	158	5-5	112	134	109	109	12	12	
DIV. I NON-CONF.	6- 6	164	0	181	179	135	135	12	12	
TOTALS	RPI 1-25	RPI 26-50	W-L RECORDS	RPI 51-100	RPI 101-150	RPI 150+				
13- 11	0- 0	0- 4	OVERALL	2- 2	1- 4	10- 1				
6- 3	0- 0	0- 1	HOME	1- 1	1- 1	4- 0				
6- 8	0- 0	0- 3	AWAY	1- 1	0- 3	5- 1				
1- 0	0- 0	0- 0	NEUTRAL	0- 0	0- 0	1- 0				
6- 6	0- 0	0- 3	NON-CONFERENCE	0- 1	0- 2	6- 0				
2- 1	0- 0	0- 0	HOME	0- 1	0- 0	2- 0				
3- 5	0- 0	0- 3	AWAY	0- 0	0- 2	3- 0				
1- 0	0- 0	0- 0	NEUTRAL	0- 0	0- 0	1- 0				
7- 5	0- 0	0- 1	CONFERENCE	2- 1	1- 2	4- 1				
4- 2	0- 0	0- 1	HOME	1- 0	1- 1	2- 0				
3- 3	0- 0	0- 0	AWAY	1- 1	0- 1	2- 1				
0- 0	0- 0	0- 0	NEUTRAL	0- 0	0- 0	0- 0				

RPI 1-25				RPI 26-50				RPI 51-100				RPI 101+				Team's RPI: 109
RPI	S	Opponent	Score	RPI	S	Opponent	Score	RPI	S	Opponent	Score	RPI	S	Opponent	Score	
				30	A	Virginia Tech	68 88	65	H	Charlotte	64 75	120	H	Duquesne	79 76	
				31	A	Duke	52 82	87	A	Fordham	46 47	124	A	Richmond	57 69	
				49	A	Drexel	63 74	87	H	Fordham	74 62	135	A	Florida	50 55	
				50	H	Dayton	49 55	94	A	Saint Louis	65 58	145	A	Columbia	60 63	
												149	H	Massachusetts	62 70	
												153	H	George Washington	62 55	
												169	A	Rhode Island	77 70	
												169	H	Rhode Island	79 67	
												209	A	High Point	73 63	
												222	A	UMKC	74 64	
												232	A	George Mason	76 69	
												247	H	Georgetown	66 52	
												284	A	ETSU	75 60	
												293	A	St. Bonaventure	56 68	
												304	N	UC Irvine	78 72	
												334	H	Western Caro.	101 51	
LAST 10 Division I																
				120	H	Duquesne	79 76	169	A	Rhode Island	77 70					
				87	A	Fordham	46 47	124	A	Richmond	57 69					
				293	A	St. Bonaventure	56 68	153	H	George Washington	62 55					
				50	H	Dayton	49 55	232	A	George Mason	76 69					
				149	H	Massachusetts	62 70	169	H	Rhode Island	79 67					

Non-Div I Games: Newberry 75 46

Davidson

■ Loss,
 ■ Non-Conf,
 ■ S Site,
 ■ H Home
 ■ A Away
 N Neutral

Average RPI Win:	178	WON-LOST	WINNING	LAST 10	STRENGTH OF	OPP. STRENGTH	TEAM	ADJ.	CONF.	ADJ CONF.
Average RPI Loss:	57	RECORD	PCT. RANK	GAMES	SCHEDULE	OF SCHEDULE	RPI	RPI	RPI	RPI
DIV. I ONLY	19- 7	49	10-0	105	75	50	50	12	12	
DIV. I NON-CONF.	7- 7	164	0	135	12	136	136	12	12	
TOTALS	RPI 1-25	RPI 26-50	W-L RECORDS	RPI 51-100	RPI 101-150	RPI 150+				
19- 7	0- 4	0- 0	OVERALL	2- 0	6- 3	11- 0				
9- 2	0- 2	0- 0	HOME	2- 0	2- 0	5- 0				
8- 2	0- 1	0- 0	AWAY	0- 0	4- 1	4- 0				
2- 3	0- 1	0- 0	NEUTRAL	0- 0	0- 2	2- 0				
7- 7	0- 4	0- 0	NON-CONFERENCE	0- 0	1- 3	6- 0				
3- 2	0- 2	0- 0	HOME	0- 0	0- 0	3- 0				
2- 2	0- 1	0- 0	AWAY	0- 0	1- 1	1- 0				
2- 3	0- 1	0- 0	NEUTRAL	0- 0	0- 2	2- 0				
12- 0	0- 0	0- 0	CONFERENCE	2- 0	5- 0	5- 0				
6- 0	0- 0	0- 0	HOME	2- 0	2- 0	2- 0				
6- 0	0- 0	0- 0	AWAY	0- 0	3- 0	3- 0				
0- 0	0- 0	0- 0	NEUTRAL	0- 0	0- 0	0- 0				

RPI S	Opponent	Score	RPI S	Opponent	Score	Team's RPI: 50	RPI S	Opponent	Score	RPI S	Opponent	Score	RPI S	Opponent	Score
2	H South Carolina	49 75					87	H Fordham	48 44	105	N Auburn	74 76			
7	H UConn	37 75					94	H Saint Louis	48 47	109	A Davidson	55 49			
13	N Gonzaga	65 76								117	H VCU	72 67			
17	A Central Mich.	80 81								120	H Duquesne	54 41			
										121	N Wake Forest	59 78			
										124	A Richmond	65 51			
										126	A Northeastern	71 60			
										133	A Buffalo	59 67			
										149	A Massachusetts	52 51			
										153	A George Washington	66 50			
										156	A Toledo	60 42			
										169	H Rhode Island	71 60			
										182	A La Salle	98 58			
										206	N Maine	78 49			
										229	A Saint Joseph's	59 44			
										232	H George Mason	59 55			
										251	N East Carolina	94 68			
										272	H Morehead St.	58 41			
										273	H Lipscomb	82 60			
										328	H Coppin St.	78 48			
LAST 10 Division I															
117	H VCU	72 67	87	H Fordham	48 44										
149	A Massachusetts	52 51	153	A George Washington	66 50										
169	H Rhode Island	71 60	94	H Saint Louis	48 47										
109	A Davidson	55 49	120	H Duquesne	54 41										
229	A Saint Joseph's	59 44	124	A Richmond	65 51										

Non-Div I Games:

Dayton

■ Loss,
■ Non-Conf,
■ S Site,
■ H Home
■ A Away
N Neutral

Average RPI Win:	133	WON-LOST	WINNING	LAST 10	STRENGTH OF	OPP. STRENGTH	TEAM	ADJ.	CONF.	ADJ CONF.
Average RPI Loss:	21	RECORD	PCT. RANK	GAMES	SCHEDULE	OF SCHEDULE	RPI	RPI	RPI	RPI
DIV. I ONLY	24- 3	9	9-1	71	48	20	20	6	6	
DIV. I NON-CONF.	10- 2	29	0	61	37	19	19	6	6	
TOTALS	RPI 1-25	RPI 26-50	W-L RECORDS	RPI 51-100	RPI 101-150	RPI 150+				
24- 3	1- 2	3- 1	OVERALL	8- 0	5- 0	7- 0				
14- 2	0- 1	2- 1	HOME	5- 0	1- 0	6- 0				
10- 1	1- 1	1- 0	AWAY	3- 0	4- 0	1- 0				
0- 0	0- 0	0- 0	NEUTRAL	0- 0	0- 0	0- 0				
10- 2	1- 2	1- 0	NON-CONFERENCE	1- 0	3- 0	4- 0				
6- 1	0- 1	1- 0	HOME	1- 0	0- 0	4- 0				
4- 1	1- 1	0- 0	AWAY	0- 0	3- 0	0- 0				
0- 0	0- 0	0- 0	NEUTRAL	0- 0	0- 0	0- 0				
14- 1	0- 0	2- 1	CONFERENCE	7- 0	2- 0	3- 0				
8- 1	0- 0	1- 1	HOME	4- 0	1- 0	2- 0				
6- 0	0- 0	1- 0	AWAY	3- 0	1- 0	1- 0				
0- 0	0- 0	0- 0	NEUTRAL	0- 0	0- 0	0- 0				

RPI	S	Opponent	Score	RPI	S	Opponent	Score	RPI	S	Opponent	Score	RPI	S	Opponent	Score
7	H	UConn	74 84	33	H	Marquette	89 71	66	A	Seton Hall	86 76	110	A	Notre Dame	105 94
12	A	Northwestern	70 68	40	A	Creighton	74 71	66	A	St. John's (NY)	71 65	130	A	Loyola Chicago	83 76
15	A	Oregon St.	77 98	40	H	Creighton	61 63	66	H	Seton Hall	85 68	139	A	Green Bay	76 65
				49	H	Drexel	81 57	66	H	St. John's (NY)	74 69	141	A	Providence	80 67
								89	H	Miami (FL)	89 83	141	H	Providence	93 71
								93	A	Butler	80 65	188	H	Miami (OH)	98 79
								93	H	Butler	89 60	239	H	Milwaukee	94 65
								100	H	Villanova	85 69	247	H	Georgetown	92 66
												253	A	Xavier	91 68
												253	H	Xavier	97 65
												260	H	Arkansas St.	109 64
												326	H	Alabama St.	105 76
LAST 10 Division I															
253	H	Xavier	97 65	40	H	Creighton	61 63	247	H	Georgetown	92 66				
93	H	Butler	89 60	66	A	Seton Hall	86 76	100	H	Villanova	85 69				
66	A	Seton Hall	86 76	66	A	St. John's (NY)	71 65	93	A	Butler	80 65				
66	A	St. John's (NY)	71 65	141	H	Providence	93 71	253	A	Xavier	91 68				

Non-Div I Games:

DePaul

■ Loss,
■ Non-Conf,
■ S Site,
■ H Home
■ A Away
N Neutral

Delaware

Through Games Of Feb. 17, 2020

Average RPI Win:	210	WON-LOST	WINNING	LAST 10	STRENGTH OF	OPP. STRENGTH	TEAM	ADJ.	CONF.	ADJ CONF.
Average RPI Loss:	133	RECORD	PCT. RANK	GAMES	SCHEDULE	OF SCHEDULE	RPI	RPI	RPI	RPI
DIV. I ONLY	9- 14	242	5-5	130	126	189	189	14	14	
DIV. I NON-CONF.	4- 7	225	0	94	148	172	172	13	13	
TOTALS	RPI 1-25	RPI 26-50	W-L RECORDS	RPI 51-100	RPI 101-150	RPI 150+				
9- 14	0- 1	0- 4	OVERALL	0- 1	2- 2	7- 6				
3- 6	0- 0	0- 2	HOME	0- 0	0- 1	3- 3				
5- 8	0- 1	0- 2	AWAY	0- 1	2- 1	3- 3				
1- 0	0- 0	0- 0	NEUTRAL	0- 0	0- 0	1- 0				
4- 7	0- 1	0- 1	NON-CONFERENCE	0- 1	1- 0	3- 4				
1- 3	0- 0	0- 0	HOME	0- 0	0- 0	1- 3				
2- 4	0- 1	0- 1	AWAY	0- 1	1- 0	1- 1				
1- 0	0- 0	0- 0	NEUTRAL	0- 0	0- 0	1- 0				
5- 7	0- 0	0- 3	CONFERENCE	0- 0	1- 2	4- 2				
2- 3	0- 0	0- 2	HOME	0- 0	0- 1	2- 0				
3- 4	0- 0	0- 1	AWAY	0- 0	1- 1	2- 2				
0- 0	0- 0	0- 0	NEUTRAL	0- 0	0- 0	0- 0				

RPI 1-25				RPI 26-50				RPI 51-100				RPI 101+ Team's RPI: 189			
RPI	S	Opponent	Score	RPI	S	Opponent	Score	RPI	S	Opponent	Score	RPI	S	Opponent	Score
3	A	Maryland	55 99	42	H	James Madison	39 60	65	A	Charlotte	57 61	126	A	Northeastern	81 69
				44	A	UCF	49 75					126	H	Northeastern	62 72
				49	A	Drexel	59 63					128	A	Robert Morris	73 62
				49	H	Drexel	32 52					131	A	William & Mary	58 68
												153	H	George Washington	49 63
												160	A	Elon	65 56
												171	H	Towson	69 62
												200	A	Gardner-Webb	65 67
												204	N	Santa Clara	81 80
												206	H	Maine	56 69
												231	A	Cal St. Fullerton	72 55
												232	H	George Mason	63 44
												257	A	Col. of Charleston	73 84
												270	A	UNCW	65 71
												271	H	Delaware St.	64 67
												319	A	Hofstra	77 67
												319	H	Hofstra	80 59
LAST 10 Division I															
				49	H	Drexel	32 52	160	A	Elon	65 56				
				319	A	Hofstra	77 67	131	A	William & Mary	58 68				
				126	A	Northeastern	81 69	49	A	Drexel	59 63				
				171	H	Towson	69 62	126	H	Northeastern	62 72				
				42	H	James Madison	39 60	319	H	Hofstra	80 59				

Non-Div I Games:

Delaware

Loss, Non-Conf, S Site, H Home A Away N Neutral

Average RPI Win:	303	WON-LOST	WINNING	LAST 10	STRENGTH OF	OPP. STRENGTH	TEAM	ADJ.	CONF.	ADJ CONF.
Average RPI Loss:	145	RECORD	PCT. RANK	GAMES	SCHEDULE	OF SCHEDULE	RPI	RPI	RPI	RPI
DIV. I ONLY	9- 13	237	6-4	187	346	271	271	29	29	
DIV. I NON-CONF.	2- 9	304	0	49	337	256	256	29	29	
TOTALS	RPI 1-25	RPI 26-50	W-L RECORDS	RPI 51-100	RPI 101-150	RPI 150+				
9- 13	0- 0	0- 1	OVERALL	0- 2	0- 3	9- 7				
6- 8	0- 0	0- 0	HOME	0- 1	0- 3	6- 4				
3- 5	0- 0	0- 1	AWAY	0- 1	0- 0	3- 3				
0- 0	0- 0	0- 0	NEUTRAL	0- 0	0- 0	0- 0				
2- 9	0- 0	0- 1	NON-CONFERENCE	0- 2	0- 2	2- 4				
1- 6	0- 0	0- 0	HOME	0- 1	0- 2	1- 3				
1- 3	0- 0	0- 1	AWAY	0- 1	0- 0	1- 1				
0- 0	0- 0	0- 0	NEUTRAL	0- 0	0- 0	0- 0				
7- 4	0- 0	0- 0	CONFERENCE	0- 0	0- 1	7- 3				
5- 2	0- 0	0- 0	HOME	0- 0	0- 1	5- 1				
2- 2	0- 0	0- 0	AWAY	0- 0	0- 0	2- 2				
0- 0	0- 0	0- 0	NEUTRAL	0- 0	0- 0	0- 0				

RPI S	Opponent	Score	RPI S	Opponent	Score	RPI S	Opponent	Score	RPI S	Opponent	Score	Team's RPI: 271
42	A James Madison	64 83	69	A Boston College	69 109	112	H Bethune-Cookman	55 66	129	H Lehigh	38 68	
			97	H Rider	69 71	131	H William & Mary	52 73	157	A N.C. A&T	53 58	
						157	H N.C. A&T	45 69	166	H Cornell	51 77	
						168	H Binghamton	66 75	189	A Delaware	67 64	
						192	A Norfolk St.	57 65	202	H Cleveland St.	49 57	
						246	H Morgan St.	69 61	268	A Longwood	62 78	
						311	A N.C. Central	64 60	311	H N.C. Central	64 54	
						323	H UMES	72 58	328	H Coppin St.	72 55	
						330	H Saint Peter's	89 66	343	H Florida A&M	61 53	
						349	A South Carolina St.	76 64				
LAST 10 Division I												
112	H Bethune-Cookman	55 66	328	H Coppin St.	72 55							
343	H Florida A&M	61 53	157	A N.C. A&T	53 58							
349	A South Carolina St.	76 64	311	A N.C. Central	64 60							
192	A Norfolk St.	57 65	157	H N.C. A&T	45 69							
323	H UMES	72 58	311	H N.C. Central	64 54							

Non-Div I Games: Post 67 41 Georgian Court 69 48

Delaware St.

Loss, Non-Conf, S Site, H Home A Away N Neutral

Average RPI Win: 251	WON-LOST	WINNING	LAST 10	STRENGTH OF	OPP. STRENGTH	TEAM	ADJ.	CONF.	ADJ CONF.
Average RPI Loss: 183	RECORD	PCT. RANK	GAMES	SCHEDULE	OF SCHEDULE	RPI	RPI	RPI	RPI
DIV. I ONLY	11- 14	210	5-5	246	278	258	258	19	19
DIV. I NON-CONF.	5- 7	205	0	262	333	300	300	18	18
TOTALS	RPI 1-25	RPI 26-50	W-L RECORDS	RPI 51-100	RPI 101-150	RPI 150+			
11- 14	0- 0	0- 2	OVERALL	1- 2	0- 0	10- 10			
8- 5	0- 0	0- 1	HOME	0- 1	0- 0	8- 3			
3- 7	0- 0	0- 1	AWAY	1- 1	0- 0	2- 5			
0- 2	0- 0	0- 0	NEUTRAL	0- 0	0- 0	0- 2			
5- 7	0- 0	0- 0	NON-CONFERENCE	0- 1	0- 0	5- 6			
5- 2	0- 0	0- 0	HOME	0- 0	0- 0	5- 2			
0- 3	0- 0	0- 0	AWAY	0- 1	0- 0	0- 2			
0- 2	0- 0	0- 0	NEUTRAL	0- 0	0- 0	0- 2			
6- 7	0- 0	0- 2	CONFERENCE	1- 1	0- 0	5- 4			
3- 3	0- 0	0- 1	HOME	0- 1	0- 0	3- 1			
3- 4	0- 0	0- 1	AWAY	1- 0	0- 0	2- 3			
0- 0	0- 0	0- 0	NEUTRAL	0- 0	0- 0	0- 0			

RPI S	Opponent	Score	RPI S	Opponent	Score	RPI S	Opponent	Score	RPI S	Opponent	Score	Team's RPI: 258
39	A South Dakota	61 104	39	H South Dakota	60 92	77	A Colorado	70 96	151	N Western Mich.	70 79	
						86	A South Dakota St.	72 62	187	H Southern Utah	81 73	
						86	H South Dakota St.	79 86	191	N Akron	72 88	
									193	A Western Ill.	75 82	
									195	H Wyoming	71 57	
									210	A Oral Roberts	72 84	
									215	A North Dakota	91 81	
									215	H North Dakota	82 90	
									222	A UMKC	79 83	
									223	H Northern Colo.	74 55	
									261	H Alabama A&M	83 86	
									269	A Lamar University	59 71	
									292	A North Dakota St.	80 85	
									292	H North Dakota St.	91 82	
									304	H UC Irvine	83 75	
									310	A Omaha	86 80	
									310	H Omaha	66 60	
									313	H Cal Poly	96 66	
									316	H New Mexico St.	75 78	
									329	H Purdue Fort Wayne	83 57	
LAST 10 Division I												
310	A Omaha	86 80	292	A North Dakota St.	80 85							
86	A South Dakota St.	72 62	215	A North Dakota	91 81							
329	H Purdue Fort Wayne	83 57	310	H Omaha	66 60							
39	H South Dakota	60 92	193	A Western Ill.	75 82							
210	A Oral Roberts	72 84	86	H South Dakota St.	79 86							

Non-Div I Games: Colo. Christian 89 49

Denver

Detroit Mercy

Through Games Of Feb. 17, 2020

Average RPI Win: 295	WON-LOST	WINNING	LAST 10	STRENGTH OF	OPP. STRENGTH	TEAM	ADJ.	CONF.	ADJ CONF.
Average RPI Loss: 177	RECORD	PCT. RANK	GAMES	SCHEDULE	OF SCHEDULE	RPI	RPI	RPI	RPI
DIV. I ONLY	3- 22	338	2-8	237	263	333	333	22	22
DIV. I NON-CONF.	0- 11	338	0	183	253	333	333	20	20
TOTALS	RPI 1-25	RPI 26-50	W-L RECORDS	RPI 51-100	RPI 101-150	RPI 150+			
3- 22	0- 0	0- 0	OVERALL	0- 4	0- 3	3- 15			
2- 10	0- 0	0- 0	HOME	0- 1	0- 2	2- 7			
1- 10	0- 0	0- 0	AWAY	0- 3	0- 1	1- 6			
0- 2	0- 0	0- 0	NEUTRAL	0- 0	0- 0	0- 2			
0- 11	0- 0	0- 0	NON-CONFERENCE	0- 2	0- 1	0- 8			
0- 5	0- 0	0- 0	HOME	0- 0	0- 1	0- 4			
0- 4	0- 0	0- 0	AWAY	0- 2	0- 0	0- 2			
0- 2	0- 0	0- 0	NEUTRAL	0- 0	0- 0	0- 2			
3- 11	0- 0	0- 0	CONFERENCE	0- 2	0- 2	3- 7			
2- 5	0- 0	0- 0	HOME	0- 1	0- 1	2- 3			
1- 6	0- 0	0- 0	AWAY	0- 1	0- 1	1- 4			
0- 0	0- 0	0- 0	NEUTRAL	0- 0	0- 0	0- 0			

RPI S	Opponent	Score	RPI S	Opponent	Score	RPI S	Opponent	Score	RPI S	Opponent	Score	Team's RPI: 333
						53	A IUPUI	45 82	130	H Loyola Chicago	60 89	
						53	H IUPUI	54 95	139	A Green Bay	45 72	
						92	A Michigan St.	52 110	139	H Green Bay	48 65	
						93	A Butler	60 82	151	A Western Mich.	67 82	
									154	H Valparaiso	58 77	
									156	H Toledo	64 82	
									163	A Wright St.	61 67	
									175	H Eastern Mich.	70 84	
									186	A Northern Ky.	60 72	
									191	H Akron	60 81	
									196	N Tennessee Tech	47 69	
									202	H Cleveland St.	70 59	
									232	A George Mason	62 75	
									233	H Youngstown St.	47 62	
									239	A Milwaukee	51 76	
									239	H Milwaukee	48 63	
									289	A Oakland	60 65	
									289	H Oakland	57 71	
									309	N Sacred Heart	60 66	
									342	A UIC	70 62	
									342	H UIC	58 52	
LAST 10 Division I												
239	A Milwaukee	51 76	186	A Northern Ky.	60 72							
139	A Green Bay	45 72	163	A Wright St.	61 67							
342	H UIC	58 52	233	H Youngstown St.	47 62							
53	H IUPUI	54 95	202	H Cleveland St.	70 59							
289	A Oakland	60 65	139	H Green Bay	48 65							

Non-Div I Games:

Detroit Mercy

Loss, Non-Conf, S Site, H Home A Away N Neutral

Drake

Through Games Of Feb. 17, 2020

Average RPI Win:	156	WON-LOST	WINNING	LAST 10	STRENGTH OF	OPP. STRENGTH	TEAM	ADJ.	CONF.	ADJ CONF.
Average RPI Loss:	27	RECORD	PCT. RANK	GAMES	SCHEDULE	OF SCHEDULE	RPI	RPI	RPI	RPI
DIV. I ONLY	17- 7	56	8-2	63	41	36	36	8	8	
DIV. I NON-CONF.	7- 4	100	0	39	4	35	35	7	7	
TOTALS	RPI 1-25	RPI 26-50	W-L RECORDS	RPI 51-100	RPI 101-150	RPI 150+				
17- 7	0- 3	2- 3	OVERALL	5- 1	2- 0	8- 0				
10- 1	0- 1	2- 0	HOME	3- 0	1- 0	4- 0				
5- 5	0- 2	0- 2	AWAY	2- 1	0- 0	3- 0				
2- 1	0- 0	0- 1	NEUTRAL	0- 0	1- 0	1- 0				
7- 4	0- 1	2- 2	NON-CONFERENCE	1- 1	1- 0	3- 0				
4- 0	0- 0	2- 0	HOME	1- 0	0- 0	1- 0				
1- 3	0- 1	0- 1	AWAY	0- 1	0- 0	1- 0				
2- 1	0- 0	0- 1	NEUTRAL	0- 0	1- 0	1- 0				
10- 3	0- 2	0- 1	CONFERENCE	4- 0	1- 0	5- 0				
6- 1	0- 1	0- 0	HOME	2- 0	1- 0	3- 0				
4- 2	0- 1	0- 1	AWAY	2- 0	0- 0	2- 0				
0- 0	0- 0	0- 0	NEUTRAL	0- 0	0- 0	0- 0				

RPI 1-25				RPI 26-50				Team's RPI: 36	RPI 51-100				RPI 101+			
RPI	S	Opponent	Score	RPI	S	Opponent	Score		RPI	S	Opponent	Score	RPI	S	Opponent	Score
4	A	Missouri St.	67 69	34	N	Purdue	47 67		57	A	Oklahoma	84 93	105	N	Auburn	83 82
4	H	Missouri St.	83 89	38	A	Bradley	76 77		72	H	UNI	104 87	130	H	Loyola Chicago	80 52
10	A	Iowa	67 79	39	A	South Dakota	94 102		78	A	Southern Ill.	73 65	154	H	Valparaiso	87 66
				40	H	Creighton	63 53		78	H	Southern Ill.	91 76	179	A	Northern Ill.	73 49
				43	H	Iowa St.	86 81		86	H	South Dakota St.	74 67	193	H	Western Ill.	94 75
									91	A	Illinois St.	69 67	206	N	Maine	94 62
													278	A	Indiana St.	92 71
													278	H	Indiana St.	105 65
													324	A	Evansville	66 51
													324	H	Evansville	108 44
LAST 10 Division I																
278	A	Indiana St.	92 71	154	H	Valparaiso	87 66									
324	A	Evansville	66 51	38	A	Bradley	76 77									
4	H	Missouri St.	83 89	91	A	Illinois St.	69 67									
78	H	Southern Ill.	91 76	324	H	Evansville	108 44									
130	H	Loyola Chicago	80 52	278	H	Indiana St.	105 65									

Non-Div I Games: Waldorf 103 18

Drake

Loss, Non-Conf, S Site, H Home A Away N Neutral

Average RPI Win: 176	WON-LOST	WINNING	LAST 10	STRENGTH OF	OPP. STRENGTH	TEAM	ADJ.	CONF.	ADJ CONF.
Average RPI Loss: 110	RECORD	PCT. RANK	GAMES	SCHEDULE	OF SCHEDULE	RPI	RPI	RPI	RPI
DIV. I ONLY	18- 6	40	10-0	136	113	49	49	14	14
DIV. I NON-CONF.	7- 5	131	0	64	97	85	85	13	13
TOTALS	RPI 1-25	RPI 26-50	W-L RECORDS	RPI 51-100	RPI 101-150	RPI 150+			
18- 6	0- 1	1- 0	OVERALL	1- 2	5- 2	11- 1			
10- 1	0- 0	1- 0	HOME	1- 0	3- 1	5- 0			
8- 4	0- 1	0- 0	AWAY	0- 2	2- 0	6- 1			
0- 1	0- 0	0- 0	NEUTRAL	0- 0	0- 1	0- 0			
7- 5	0- 1	0- 0	NON-CONFERENCE	1- 2	2- 2	4- 0			
5- 1	0- 0	0- 0	HOME	1- 0	2- 1	2- 0			
2- 3	0- 1	0- 0	AWAY	0- 2	0- 0	2- 0			
0- 1	0- 0	0- 0	NEUTRAL	0- 0	0- 1	0- 0			
11- 1	0- 0	1- 0	CONFERENCE	0- 0	3- 0	7- 1			
5- 0	0- 0	1- 0	HOME	0- 0	1- 0	3- 0			
6- 1	0- 0	0- 0	AWAY	0- 0	2- 0	4- 1			
0- 0	0- 0	0- 0	NEUTRAL	0- 0	0- 0	0- 0			

RPI 1-25				RPI 26-50				Team's RPI: 49				RPI 51-100				RPI 101+			
RPI	S	Opponent	Score	RPI	S	Opponent	Score	RPI	S	Opponent	Score	RPI	S	Opponent	Score	RPI	S	Opponent	Score
20	A	DePaul	57 81	42	H	James Madison	70 48	61	A	Penn	49 53	109	H	Davidson	74 63	74	A	Bucknell	49 60
								100	H	Villanova	54 52					116	H	Pacific	51 58
												124	H	Richmond	58 52	126	A	Northeastern	67 51
												126	H	Northeastern	50 41	131	A	William & Mary	61 54
												133	N	Buffalo	59 63	160	A	Elon	55 53
												171	H	Towson	59 50	182	H	La Salle	69 31
												184	A	Quinnipiac	66 62	189	A	Delaware	52 32
												189	H	Delaware	63 59	206	H	Maine	70 57
												229	A	Saint Joseph's	62 52	257	A	Col. of Charleston	59 73
												270	A	UNCW	73 72	319	A	Hofstra	45 32
												319	H	Hofstra	74 54				
LAST 10 Division I																			
189	A	Delaware	52 32	131	A	William & Mary	61 54												
126	A	Northeastern	67 51	160	A	Elon	55 53												
319	A	Hofstra	45 32	189	H	Delaware	63 59												
42	H	James Madison	70 48	319	H	Hofstra	74 54												
171	H	Towson	59 50	126	H	Northeastern	50 41												

Non-Div I Games:

Drexel

■ Loss,
 ■ Non-Conf, S Site,
 ■ Home
 ■ Away
 N Neutral

Average RPI Win:	112	WON-LOST	WINNING	LAST 10	STRENGTH OF	OPP. STRENGTH	TEAM	ADJ.	CONF.	ADJ CONF.
Average RPI Loss:	56	RECORD	PCT. RANK	GAMES	SCHEDULE	OF SCHEDULE	RPI	RPI	RPI	RPI
DIV. I ONLY	15- 10	110	8-2	7	38	31	31	5	5	
DIV. I NON-CONF.	6- 5	151	0	2	40	20	20	4	4	
TOTALS	RPI 1-25	RPI 26-50	W-L RECORDS	RPI 51-100	RPI 101-150	RPI 150+				
15- 10	1- 5	2- 1	OVERALL	5- 2	3- 1	4- 1				
11- 3	1- 2	2- 0	HOME	3- 0	3- 1	2- 0				
4- 7	0- 3	0- 1	AWAY	2- 2	0- 0	2- 1				
0- 0	0- 0	0- 0	NEUTRAL	0- 0	0- 0	0- 0				
6- 5	0- 3	1- 1	NON-CONFERENCE	1- 1	1- 0	3- 0				
5- 1	0- 1	1- 0	HOME	1- 0	1- 0	2- 0				
1- 4	0- 2	0- 1	AWAY	0- 1	0- 0	1- 0				
0- 0	0- 0	0- 0	NEUTRAL	0- 0	0- 0	0- 0				
9- 5	1- 2	1- 0	CONFERENCE	4- 1	2- 1	1- 1				
6- 2	1- 1	1- 0	HOME	2- 0	2- 1	0- 0				
3- 3	0- 1	0- 0	AWAY	2- 1	0- 0	1- 1				
0- 0	0- 0	0- 0	NEUTRAL	0- 0	0- 0	0- 0				

RPI 1-25				RPI 26-50				Team's RPI: 31				RPI 51-100				RPI 101+			
RPI	S	Opponent	Score	RPI	S	Opponent	Score	RPI	S	Opponent	Score	RPI	S	Opponent	Score	RPI	S	Opponent	Score
2	A	South Carolina	46 89	29	A	FGCU	56 78	51	A	Virginia	63 66	103	H	North Carolina	71 61				
6	A	Louisville	55 60	30	H	Virginia Tech	72 67	61	H	Penn	66 50	109	H	Davidson	82 52				
12	H	Northwestern	42 63	48	H	Troy	99 85	69	H	Boston College	85 73	110	H	Notre Dame	50 47				
14	A	Texas A&M	58 79					73	H	Georgia Tech	58 46	121	H	Wake Forest	58 60				
21	H	NC State	60 63					80	A	Nebraska	79 83	180	H	Idaho St.	85 66				
25	H	Florida St.	66 64					84	A	Syracuse	88 58	198	A	UNLV	57 45				
								89	A	Miami (FL)	74 55	209	H	High Point	93 57				
												219	A	Clemson	58 62				
												290	A	Pittsburgh	73 56				
LAST 10 Division I																			
25	H	Florida St.	66 64	73	H	Georgia Tech	58 46												
290	A	Pittsburgh	73 56	84	A	Syracuse	88 58												
89	A	Miami (FL)	74 55	219	A	Clemson	58 62												
103	H	North Carolina	71 61	110	H	Notre Dame	50 47												
21	H	NC State	60 63	30	H	Virginia Tech	72 67												

Non-Div I Games:

Duke

■ Loss,
 ■ Non-Conf, S Site,
 ■ Home
 ■ Away
 N Neutral

Average RPI Win: 221	WON-LOST	WINNING	LAST 10	STRENGTH OF	OPP. STRENGTH	TEAM	ADJ.	CONF.	ADJ CONF.
Average RPI Loss: 100	RECORD	PCT. RANK	GAMES	SCHEDULE	OF SCHEDULE	RPI	RPI	RPI	RPI
DIV. I ONLY	16- 9	84	6-4	260	102	120	120	12	12
DIV. I NON-CONF.	10- 3	57	0	285	121	101	101	12	12
TOTALS	RPI 1-25	RPI 26-50	W-L RECORDS	RPI 51-100	RPI 101-150	RPI 150+			
16- 9	0- 0	0- 2	OVERALL	0- 2	1- 4	15- 1			
8- 2	0- 0	0- 0	HOME	0- 0	0- 2	8- 0			
8- 7	0- 0	0- 2	AWAY	0- 2	1- 2	7- 1			
0- 0	0- 0	0- 0	NEUTRAL	0- 0	0- 0	0- 0			
10- 3	0- 0	0- 1	NON-CONFERENCE	0- 1	0- 1	10- 0			
4- 1	0- 0	0- 0	HOME	0- 0	0- 1	4- 0			
6- 2	0- 0	0- 1	AWAY	0- 1	0- 0	6- 0			
0- 0	0- 0	0- 0	NEUTRAL	0- 0	0- 0	0- 0			
6- 6	0- 0	0- 1	CONFERENCE	0- 1	1- 3	5- 1			
4- 1	0- 0	0- 0	HOME	0- 0	0- 1	4- 0			
2- 5	0- 0	0- 1	AWAY	0- 1	1- 2	1- 1			
0- 0	0- 0	0- 0	NEUTRAL	0- 0	0- 0	0- 0			

RPI S	Opponent	Score	RPI S	Opponent	Score	RPI S	Opponent	Score	RPI S	Opponent	Score	Team's RPI: 120
46	A Oklahoma St.	41 84	75	A Temple	72 85	104	H Kent St.	75 77	109	A Davidson	76 79	
50	A Dayton	41 54	94	A Saint Louis	50 53	117	A VCU	79 76	124	A Richmond	64 67	
						149	H Massachusetts	77 81	153	A George Washington	60 65	
						156	H Toledo	79 74	166	A Cornell	72 62	
						182	H La Salle	82 56	185	A Lafayette	73 65	
						191	A Akron	88 63	216	H Kennesaw St.	75 72	
						221	A Manhattan	76 65	228	A Iona	76 74	
						229	A Saint Joseph's	58 51	229	H Saint Joseph's	53 42	
						232	H George Mason	84 63	255	H Saint Francis (PA)	72 69	
						290	A Pittsburgh	81 62	293	H St. Bonaventure	58 39	
						347	H Central Conn. St.	72 33				
LAST 10 Division I												
109	A Davidson	76 79	94	A Saint Louis	50 53							
124	A Richmond	64 67	232	H George Mason	84 63							
229	H Saint Joseph's	53 42	229	A Saint Joseph's	58 51							
117	A VCU	79 76	50	A Dayton	41 54							
293	H St. Bonaventure	58 39	182	H La Salle	82 56							

Non-Div I Games:

Duquesne

■ Loss,
 ■ Non-Conf,
 ■ S Site,
 ■ Home
 ■ A Away
 N Neutral

Average RPI Win: 242	WON-LOST	WINNING	LAST 10	STRENGTH OF	OPP. STRENGTH	TEAM	ADJ.	CONF.	ADJ CONF.
Average RPI Loss: 172	RECORD	PCT. RANK	GAMES	SCHEDULE	OF SCHEDULE	RPI	RPI	RPI	RPI
DIV. I ONLY	7- 18	294	3-7	195	274	284	284	26	26
DIV. I NON-CONF.	4- 10	259	0	93	233	221	221	21	21
TOTALS	RPI 1-25	RPI 26-50	W-L RECORDS	RPI 51-100	RPI 101-150	RPI 150+			
7- 18	0- 0	0- 1	OVERALL	0- 2	2- 3	5- 12			
3- 9	0- 0	0- 0	HOME	0- 1	1- 2	2- 6			
4- 9	0- 0	0- 1	AWAY	0- 1	1- 1	3- 6			
0- 0	0- 0	0- 0	NEUTRAL	0- 0	0- 0	0- 0			
4- 10	0- 0	0- 1	NON-CONFERENCE	0- 2	2- 1	2- 6			
2- 5	0- 0	0- 0	HOME	0- 1	1- 1	1- 3			
2- 5	0- 0	0- 1	AWAY	0- 1	1- 0	1- 3			
0- 0	0- 0	0- 0	NEUTRAL	0- 0	0- 0	0- 0			
3- 8	0- 0	0- 0	CONFERENCE	0- 0	0- 2	3- 6			
1- 4	0- 0	0- 0	HOME	0- 0	0- 1	1- 3			
2- 4	0- 0	0- 0	AWAY	0- 0	0- 1	2- 3			
0- 0	0- 0	0- 0	NEUTRAL	0- 0	0- 0	0- 0			

RPI S	Opponent	Score	RPI S	Opponent	Score	RPI S	Opponent	Score	RPI S	Opponent	Score	Team's RPI: 284
48	A Troy	61 79	56	H Tennessee	68 72	106	A Liberty	63 62	109	H Davidson	60 75	
			73	A Georgia Tech	48 87	121	H Wake Forest	67 60	148	A UNC Greensboro	47 63	
						148	H UNC Greensboro	45 65	157	A N.C. A&T	69 80	
						164	A Samford	34 68	166	A Cornell	43 71	
						197	H Chattanooga	82 91	201	H Radford	43 67	
						202	H Cleveland St.	54 62	209	A High Point	62 80	
						213	A Furman	47 67	213	H Furman	62 81	
						227	H UNC Asheville	54 72	238	H South Alabama	65 60	
						240	A Appalachian St.	67 61	280	A Wofford	62 86	
						280	H Wofford	47 76	322	A Mercer	72 66	
						334	A Western Caro.	62 57	334	H Western Caro.	76 49	
LAST 10 Division I												
213	A Furman	47 67	164	A Samford	34 68							
280	A Wofford	62 86	322	A Mercer	72 66							
148	H UNC Greensboro	45 65	280	H Wofford	47 76							
334	H Western Caro.	76 49	213	H Furman	62 81							
197	H Chattanooga	82 91	334	A Western Caro.	62 57							

Non-Div I Games: Converse 73 35

ETSU

■ Loss,
 ■ Non-Conf,
 ■ S Site,
 ■ Home
 ■ A Away
 N Neutral

East Carolina

Through Games Of Feb. 17, 2020

Average RPI Win: 241	WON-LOST	WINNING	LAST 10	STRENGTH OF	OPP. STRENGTH	TEAM	ADJ.	CONF.	ADJ CONF.
Average RPI Loss: 124	RECORD	PCT. RANK	GAMES	SCHEDULE	OF SCHEDULE	RPI	RPI	RPI	RPI
DIV. I ONLY	6- 18	306	3-7	96	122	251	251	9	9
DIV. I NON-CONF.	3- 10	282	0	77	178	243	243	9	9
TOTALS	RPI 1-25	RPI 26-50	W-L RECORDS	RPI 51-100	RPI 101-150	RPI 150+			
6- 18	0- 2	0- 2	OVERALL	0- 3	0- 6	6- 5			
4- 7	0- 1	0- 0	HOME	0- 2	0- 2	4- 2			
2- 9	0- 0	0- 1	AWAY	0- 1	0- 4	2- 3			
0- 2	0- 1	0- 1	NEUTRAL	0- 0	0- 0	0- 0			
3- 10	0- 1	0- 1	NON-CONFERENCE	0- 3	0- 4	3- 1			
2- 4	0- 0	0- 0	HOME	0- 2	0- 1	2- 1			
1- 4	0- 0	0- 0	AWAY	0- 1	0- 3	1- 0			
0- 2	0- 1	0- 1	NEUTRAL	0- 0	0- 0	0- 0			
3- 8	0- 1	0- 1	CONFERENCE	0- 0	0- 2	3- 4			
2- 3	0- 1	0- 0	HOME	0- 0	0- 1	2- 1			
1- 5	0- 0	0- 1	AWAY	0- 0	0- 1	1- 3			
0- 0	0- 0	0- 0	NEUTRAL	0- 0	0- 0	0- 0			

RPI 1-25				RPI 26-50				RPI 51-100				RPI 101+ Team's RPI: 251			
RPI	S	Opponent	Score	RPI	S	Opponent	Score	RPI	S	Opponent	Score	RPI	S	Opponent	Score
7	H	UConn	42 98	44	A	UCF	55 91	52	H	Middle Tenn.	66 68	106	A	Liberty	66 81
12	N	Northwestern	45 64	50	N	Dayton	68 94	65	H	Charlotte	47 59	117	A	VCU	40 53
								79	A	Georgia	50 67	121	A	Wake Forest	53 76
												131	H	William & Mary	68 78
												146	A	Wichita St.	55 57
												146	H	Wichita St.	53 61
												167	A	Houston	63 72
												167	H	Houston	53 50
												178	A	Memphis	61 57
												178	H	Memphis	71 65
												244	A	Tulsa	56 58
												249	A	SMU	45 53
												249	H	SMU	47 55
												250	H	Howard	51 67
												268	A	Longwood	64 61
												323	H	UMES	57 42
												331	H	USC Upstate	69 48
LAST 10 Division I															
178	A	Memphis	61 57	7	H	UConn	42 98	244	A	Tulsa	56 58	167	A	Houston	63 72
249	A	SMU	45 53	146	H	Wichita St.	53 61	249	H	SMU	47 55	146	H	Wichita St.	53 61
167	H	Houston	53 50	178	H	Memphis	71 65								

Non-Div I Games:

East Carolina

Loss, Non-Conf, S Site, H Home A Away N Neutral

Average RPI Win:	264	WON-LOST	WINNING	LAST 10	STRENGTH OF	OPP. STRENGTH	TEAM	ADJ.	CONF.	ADJ CONF.
Average RPI Loss:	156	RECORD	PCT. RANK	GAMES	SCHEDULE	OF SCHEDULE	RPI	RPI	RPI	RPI
DIV. I ONLY	14- 10	120	6-4	340	200	225	225	20	20	
DIV. I NON-CONF.	5- 5	164	0	349	158	304	304	23	23	
TOTALS	RPI 1-25	RPI 26-50	W-L RECORDS	RPI 51-100	RPI 101-150	RPI 150+				
14- 10	0- 0	0- 0	OVERALL	1- 2	0- 3	13- 5				
6- 5	0- 0	0- 0	HOME	1- 0	0- 2	5- 3				
7- 5	0- 0	0- 0	AWAY	0- 2	0- 1	7- 2				
1- 0	0- 0	0- 0	NEUTRAL	0- 0	0- 0	1- 0				
5- 5	0- 0	0- 0	NON-CONFERENCE	0- 0	0- 2	5- 3				
1- 3	0- 0	0- 0	HOME	0- 0	0- 1	1- 2				
3- 2	0- 0	0- 0	AWAY	0- 0	0- 1	3- 1				
1- 0	0- 0	0- 0	NEUTRAL	0- 0	0- 0	1- 0				
9- 5	0- 0	0- 0	CONFERENCE	1- 2	0- 1	8- 2				
5- 2	0- 0	0- 0	HOME	1- 0	0- 1	4- 1				
4- 3	0- 0	0- 0	AWAY	0- 2	0- 0	4- 1				
0- 0	0- 0	0- 0	NEUTRAL	0- 0	0- 0	0- 0				

RPI S	Opponent	Score	RPI S	Opponent	Score	RPI S	Opponent	Score	RPI S	Opponent	Score	Team's RPI: 225
						60	A Belmont	45 69	122	H Southeast Mo. St.	65 77	
						62	A UT Martin	64 88	130	H Loyola Chicago	51 67	
						62	H UT Martin	74 70	137	A Wisconsin	55 63	
									154	H Valparaiso	66 78	
									176	A Austin Peay	76 47	
									179	A Northern Ill.	48 61	
									193	N Western Ill.	60 52	
									196	H Tennessee Tech	62 75	
									237	A Murray St.	87 92	
									264	A Eastern Ky.	83 63	
									264	H Eastern Ky.	85 38	
									272	A Morehead St.	57 51	
									272	H Morehead St.	67 62	
									273	A Lipscomb	66 56	
									274	H Jacksonville St.	55 52	
									278	H Indiana St.	57 59	
									310	H Omaha	65 52	
									324	A Evansville	90 44	
									335	H SIUE	77 71	
									336	A Tennessee St.	73 52	
									342	A UIC	80 45	
LAST 10 Division I												
			62	A UT Martin	64 88	237	A Murray St.	87 92				
			335	H SIUE	77 71	122	H Southeast Mo. St.	65 77				
			272	H Morehead St.	67 62	62	H UT Martin	74 70				
			264	H Eastern Ky.	85 38	196	H Tennessee Tech	62 75				
			176	A Austin Peay	76 47	274	H Jacksonville St.	55 52				

Non-Div I Games: Lindenwood (MO) 88 66

Eastern Ill.

Eastern Ky.

Through Games Of Feb. 17, 2020

Average RPI Win:	268	WON-LOST	WINNING	LAST 10	STRENGTH OF	OPP. STRENGTH	TEAM	ADJ.	CONF.	ADJ CONF.
Average RPI Loss:	165	RECORD	PCT. RANK	GAMES	SCHEDULE	OF SCHEDULE	RPI	RPI	RPI	RPI
DIV. I ONLY	9- 15	252	3-7	269	251	264	264	20	20	
DIV. I NON-CONF.	5- 5	164	0	261	130	194	194	23	23	
TOTALS	RPI 1-25	RPI 26-50	W-L RECORDS	RPI 51-100	RPI 101-150	RPI 150+				
9- 15	0- 0	0- 0	OVERALL	0- 4	0- 2	9- 9				
3- 7	0- 0	0- 0	HOME	0- 1	0- 1	3- 5				
6- 8	0- 0	0- 0	AWAY	0- 3	0- 1	6- 4				
0- 0	0- 0	0- 0	NEUTRAL	0- 0	0- 0	0- 0				
5- 5	0- 0	0- 0	NON-CONFERENCE	0- 2	0- 1	5- 2				
2- 2	0- 0	0- 0	HOME	0- 0	0- 0	2- 2				
3- 3	0- 0	0- 0	AWAY	0- 2	0- 1	3- 0				
0- 0	0- 0	0- 0	NEUTRAL	0- 0	0- 0	0- 0				
4- 10	0- 0	0- 0	CONFERENCE	0- 2	0- 1	4- 7				
1- 5	0- 0	0- 0	HOME	0- 1	0- 1	1- 3				
3- 5	0- 0	0- 0	AWAY	0- 1	0- 0	3- 4				
0- 0	0- 0	0- 0	NEUTRAL	0- 0	0- 0	0- 0				

RPI S	Opponent	Score	RPI S	Opponent	Score	RPI S	Opponent	Score	RPI S	Opponent	Score	Team's RPI: 264
						53	A IUPUI	42 72	101	A Vanderbilt	69 75	
						60	A Belmont	48 68	122	H Southeast Mo. St.	44 60	
						62	H UT Martin	50 65	176	A Austin Peay	53 69	
						93	A Butler	41 73	178	A Memphis	63 60	
									186	H Northern Ky.	69 62	
									188	H Miami (OH)	57 75	
									196	A Tennessee Tech	82 87	
									196	H Tennessee Tech	42 60	
									197	H Chattanooga	71 65	
									225	A Eastern Ill.	38 85	
									225	H Eastern Ill.	63 83	
									233	H Youngstown St.	63 72	
									253	A Xavier	56 55	
									272	A Morehead St.	68 47	
									274	A Jacksonville St.	54 68	
									274	H Jacksonville St.	33 43	
									322	A Mercer	61 60	
									335	A SIUE	68 38	
									335	H SIUE	49 46	
									336	A Tennessee St.	61 55	
LAST 10 Division I												
			176	A Austin Peay	53 69	62	H UT Martin	50 65				
			272	A Morehead St.	68 47	196	A Tennessee Tech	82 87				
			335	A SIUE	68 38	274	A Jacksonville St.	54 68				
			225	A Eastern Ill.	38 85	336	A Tennessee St.	61 55				
			122	H Southeast Mo. St.	44 60	60	A Belmont	48 68				

Non-Div I Games: Alice Lloyd 102 65

Eastern Ky.

Loss, Non-Conf, S Site, H Home A Away N Neutral

Average RPI Win:	219	WON-LOST	WINNING	LAST 10	STRENGTH OF	OPP. STRENGTH	TEAM	ADJ.	CONF.	ADJ CONF.
Average RPI Loss:	116	RECORD	PCT. RANK	GAMES	SCHEDULE	OF SCHEDULE	RPI	RPI	RPI	RPI
DIV. I ONLY	11- 12	190	5-5	196	124	175	175	10	10	
DIV. I NON-CONF.	4- 6	212	0	266	224	245	245	10	10	
TOTALS	RPI 1-25	RPI 26-50	W-L RECORDS	RPI 51-100	RPI 101-150	RPI 150+				
11- 12	0- 1	0- 2	OVERALL	0- 3	2- 2	9- 4				
5- 5	0- 1	0- 2	HOME	0- 1	1- 0	4- 1				
6- 7	0- 0	0- 0	AWAY	0- 2	1- 2	5- 3				
0- 0	0- 0	0- 0	NEUTRAL	0- 0	0- 0	0- 0				
4- 6	0- 0	0- 1	NON-CONFERENCE	0- 2	1- 1	3- 2				
2- 2	0- 0	0- 1	HOME	0- 1	1- 0	1- 0				
2- 4	0- 0	0- 0	AWAY	0- 1	0- 1	2- 2				
0- 0	0- 0	0- 0	NEUTRAL	0- 0	0- 0	0- 0				
7- 6	0- 1	0- 1	CONFERENCE	0- 1	1- 1	6- 2				
3- 3	0- 1	0- 1	HOME	0- 0	0- 0	3- 1				
4- 3	0- 0	0- 0	AWAY	0- 1	1- 1	3- 1				
0- 0	0- 0	0- 0	NEUTRAL	0- 0	0- 0	0- 0				

RPI 1-25				RPI 26-50				RPI 51-100				RPI 101+ Team's RPI: 175			
RPI	S	Opponent	Score	RPI	S	Opponent	Score	RPI	S	Opponent	Score	RPI	S	Opponent	Score
17	H	Central Mich.	82 89	35	H	Michigan	38 57	58	A	Ball St.	54 59	104	A	Kent St.	74 69
				45	H	Ohio	65 75	78	H	Southern Ill.	54 85	122	H	Southeast Mo. St.	69 64
								92	A	Michigan St.	50 85	133	A	Buffalo	63 66
												146	A	Wichita St.	52 63
												151	A	Western Mich.	83 79
												156	A	Toledo	77 62
												168	A	Binghamton	67 78
												179	H	Northern Ill.	62 55
												188	H	Miami (OH)	80 53
												191	A	Akron	81 88
												191	H	Akron	53 64
												233	A	Youngstown St.	77 79
												254	A	Bowling Green	70 58
												254	H	Bowling Green	78 61
												329	H	Purdue Fort Wayne	64 40
												333	A	Detroit Mercy	84 70
												342	A	UIC	68 59
LAST 10 Division I															
191	H	Akron	53 64	156	A	Toledo	77 62								
254	A	Bowling Green	70 58	179	H	Northern Ill.	62 55								
151	A	Western Mich.	83 79	17	H	Central Mich.	82 89								
45	H	Ohio	65 75	133	A	Buffalo	63 66								
191	A	Akron	81 88	188	H	Miami (OH)	80 53								

Non-Div I Games: Olivet 95 38

Eastern Mich.

■ Loss,
 ■ Non-Conf,
 ■ S Site,
 ■ Home
 ■ A Away
 N Neutral

Average RPI Win:	271	WON-LOST	WINNING	LAST 10	STRENGTH OF	OPP. STRENGTH	TEAM	ADJ.	CONF.	ADJ CONF.
Average RPI Loss:	145	RECORD	PCT. RANK	GAMES	SCHEDULE	OF SCHEDULE	RPI	RPI	RPI	RPI
DIV. I ONLY	2- 20	342	1-9	67	208	306	306	18	18	
DIV. I NON-CONF.	0- 8	338	0	7	163	234	234	17	17	
TOTALS	RPI 1-25	RPI 26-50	W-L RECORDS	RPI 51-100	RPI 101-150	RPI 150+				
2- 20	0- 2	0- 1	OVERALL	0- 2	0- 4	2- 11				
2- 8	0- 0	0- 0	HOME	0- 1	0- 2	2- 5				
0- 11	0- 2	0- 0	AWAY	0- 1	0- 2	0- 6				
0- 1	0- 0	0- 1	NEUTRAL	0- 0	0- 0	0- 0				
0- 8	0- 2	0- 1	NON-CONFERENCE	0- 0	0- 2	0- 3				
0- 2	0- 0	0- 0	HOME	0- 0	0- 1	0- 1				
0- 5	0- 2	0- 0	AWAY	0- 0	0- 1	0- 2				
0- 1	0- 0	0- 1	NEUTRAL	0- 0	0- 0	0- 0				
2- 12	0- 0	0- 0	CONFERENCE	0- 2	0- 2	2- 8				
2- 6	0- 0	0- 0	HOME	0- 1	0- 1	2- 4				
0- 6	0- 0	0- 0	AWAY	0- 1	0- 1	0- 4				
0- 0	0- 0	0- 0	NEUTRAL	0- 0	0- 0	0- 0				

RPI 1-25				RPI 26-50				RPI 51-100				RPI 101+ Team's RPI: 306			
RPI	S	Opponent	Score	RPI	S	Opponent	Score	RPI	S	Opponent	Score	RPI	S	Opponent	Score
9	A	Stanford	27 92	38	N	Bradley	46 66	88	A	Montana St.	47 79	111	A	Utah	49 87
13	A	Gonzaga	44 84					88	H	Montana St.	85 89	115	H	Boise St.	61 63
												118	A	Idaho	60 69
												118	H	Idaho	46 75
												161	H	Northern Ariz.	62 70
												165	A	San Jose St.	66 84
												173	A	Montana	54 92
												173	H	Montana	56 77
												180	H	Idaho St.	47 67
												187	A	Southern Utah	50 71
												190	H	Pepperdine	52 53
												220	A	Portland St.	58 75
												220	H	Portland St.	79 75
												222	A	UMKC	55 66
												223	A	Northern Colo.	42 63
												299	H	Sacramento St.	67 74
												321	H	Weber St.	63 53
LAST 10 Division I															
220	H	Portland St.	79 75	299	H	Sacramento St.	67 74								
118	H	Idaho	46 75	223	A	Northern Colo.	42 63								
88	A	Montana St.	47 79	187	A	Southern Utah	50 71								
173	H	Montana	56 77	88	H	Montana St.	85 89								
161	H	Northern Ariz.	62 70	118	A	Idaho	60 69								

Non-Div I Games: Northwest Chrst. 81 62

Eastern Wash.

Average RPI Win:	259	WON-LOST	WINNING	LAST 10	STRENGTH OF	OPP. STRENGTH	TEAM	ADJ.	CONF.	ADJ CONF.
Average RPI Loss:	92	RECORD	PCT. RANK	GAMES	SCHEDULE	OF SCHEDULE	RPI	RPI	RPI	RPI
DIV. I ONLY	11- 12	190	5-5	151	157	160	160	14	14	
DIV. I NON-CONF.	4- 6	212	0	43	218	123	123	13	13	
TOTALS	RPI 1-25	RPI 26-50	W-L RECORDS	RPI 51-100	RPI 101-150	RPI 150+				
11- 12	0- 1	0- 2	OVERALL	0- 3	0- 5	11- 1				
5- 5	0- 0	0- 1	HOME	0- 0	0- 3	5- 1				
6- 5	0- 1	0- 1	AWAY	0- 1	0- 2	6- 0				
0- 2	0- 0	0- 0	NEUTRAL	0- 2	0- 0	0- 0				
4- 6	0- 1	0- 0	NON-CONFERENCE	0- 3	0- 2	4- 0				
2- 1	0- 0	0- 0	HOME	0- 0	0- 1	2- 0				
2- 3	0- 1	0- 0	AWAY	0- 1	0- 1	2- 0				
0- 2	0- 0	0- 0	NEUTRAL	0- 2	0- 0	0- 0				
7- 6	0- 0	0- 2	CONFERENCE	0- 0	0- 3	7- 1				
3- 4	0- 0	0- 1	HOME	0- 0	0- 2	3- 1				
4- 2	0- 0	0- 1	AWAY	0- 0	0- 1	4- 0				
0- 0	0- 0	0- 0	NEUTRAL	0- 0	0- 0	0- 0				

RPI	S	Opponent	Score	RPI	S	Opponent	Score	RPI	S	Opponent	Score	RPI	S	Opponent	Score	Team's RPI: 160
21	A	NC State	49 62	42	A	James Madison	48 61	53	N	IUPUI	53 59	103	A	North Carolina	46 76	
				49	H	Drexel	53 55	64	A	Marist	55 63	121	H	Wake Forest	57 69	
								82	N	Coastal Caro.	65 76	126	A	Northeastern	65 68	
												126	H	Northeastern	45 69	
												131	H	William & Mary	77 84	
												171	A	Towson	74 61	
												189	H	Delaware	56 65	
												198	A	UNLV	50 44	
												213	A	Furman	87 76	
												240	H	Appalachian St.	67 66	
												257	A	Col. of Charleston	85 57	
												257	H	Col. of Charleston	90 48	
												270	A	UNCW	60 57	
												270	H	UNCW	77 53	
												319	A	Hofstra	69 56	
												319	H	Hofstra	67 50	
												334	H	Western Caro.	68 24	
LAST 10 Division I																
126	H	Northeastern	45 69	189	H	Delaware	56 65									
319	H	Hofstra	67 50	49	H	Drexel	53 55									
257	A	Col. of Charleston	85 57	319	A	Hofstra	69 56									
270	A	UNCW	60 57	126	A	Northeastern	65 68									
131	H	William & Mary	77 84	270	H	UNCW	77 53									

Non-Div I Games: Newberry 73 53

Elon

Evansville

Through Games Of Feb. 17, 2020

Average RPI Win:	292	WON-LOST	WINNING	LAST 10	STRENGTH OF	OPP. STRENGTH	TEAM	ADJ.	CONF.	ADJ CONF.
Average RPI Loss:	146	RECORD	PCT. RANK	GAMES	SCHEDULE	OF SCHEDULE	RPI	RPI	RPI	RPI
DIV. I ONLY	2- 21	343	0-10	171	168	324	324	8	8	
DIV. I NON-CONF.	2- 8	295	0	336	340	346	346	7	7	
TOTALS	RPI 1-25	RPI 26-50	W-L RECORDS	RPI 51-100	RPI 101-150	RPI 150+				
2- 21	0- 1	0- 3	OVERALL	0- 4	0- 3	2- 10				
2- 8	0- 1	0- 1	HOME	0- 2	0- 1	2- 3				
0- 13	0- 0	0- 2	AWAY	0- 2	0- 2	0- 7				
0- 0	0- 0	0- 0	NEUTRAL	0- 0	0- 0	0- 0				
2- 8	0- 0	0- 0	NON-CONFERENCE	0- 0	0- 1	2- 7				
2- 2	0- 0	0- 0	HOME	0- 0	0- 0	2- 2				
0- 6	0- 0	0- 0	AWAY	0- 0	0- 1	0- 5				
0- 0	0- 0	0- 0	NEUTRAL	0- 0	0- 0	0- 0				
0- 13	0- 1	0- 3	CONFERENCE	0- 4	0- 2	0- 3				
0- 6	0- 1	0- 1	HOME	0- 2	0- 1	0- 1				
0- 7	0- 0	0- 2	AWAY	0- 2	0- 1	0- 2				
0- 0	0- 0	0- 0	NEUTRAL	0- 0	0- 0	0- 0				

RPI 1-25				RPI 26-50				RPI 51-100				RPI 101+ Team's RPI: 324			
RPI	S	Opponent	Score	RPI	S	Opponent	Score	RPI	S	Opponent	Score	RPI	S	Opponent	Score
4	H	Missouri St.	55 81	36	A	Drake	44 108	72	A	UNI	60 76	122	A	Southeast Mo. St.	60 83
				36	H	Drake	51 66	72	H	UNI	49 67	130	A	Loyola Chicago	47 77
				38	A	Bradley	51 82	78	H	Southern Ill.	57 70	130	H	Loyola Chicago	61 71
								91	A	Illinois St.	58 81	154	A	Valparaiso	54 72
												154	H	Valparaiso	66 88
												176	A	Austin Peay	64 80
												181	A	Illinois	44 59
												188	A	Miami (OH)	64 72
												225	H	Eastern Ill.	44 90
												235	H	Marshall	66 62
												237	H	Murray St.	59 61
												278	A	Indiana St.	58 68
												329	A	Purdue Fort Wayne	64 67
												335	A	SIUE	74 85
												348	H	Chicago St.	76 42
LAST 10 Division I															
				72	H	UNI	49 67	4	H	Missouri St.	55 81				
				36	H	Drake	51 66	78	H	Southern Ill.	57 70				
				130	A	Loyola Chicago	47 77	36	A	Drake	44 108				
				154	A	Valparaiso	54 72	72	A	UNI	60 76				
				278	A	Indiana St.	58 68	154	H	Valparaiso	66 88				

Non-Div I Games: Brescia 77 61

Evansville

Loss, Non-Conf, S Site, H Home A Away N Neutral

Average RPI Win:	174	WON-LOST	WINNING	LAST 10	STRENGTH OF	OPP. STRENGTH	TEAM	ADJ.	CONF.	ADJ CONF.
Average RPI Loss:	21	RECORD	PCT. RANK	GAMES	SCHEDULE	OF SCHEDULE	RPI	RPI	RPI	RPI
DIV. I ONLY	23- 2	7	10-0	158	91	29	29	16	16	
DIV. I NON-CONF.	10- 2	29	0	96	23	28	28	15	15	
TOTALS	RPI 1-25	RPI 26-50	W-L RECORDS	RPI 51-100	RPI 101-150	RPI 150+				
23- 2	0- 1	2- 1	OVERALL	3- 0	5- 0	13- 0				
9- 1	0- 0	2- 1	HOME	0- 0	2- 0	5- 0				
10- 1	0- 1	0- 0	AWAY	1- 0	2- 0	7- 0				
4- 0	0- 0	0- 0	NEUTRAL	2- 0	1- 0	1- 0				
10- 2	0- 1	2- 1	NON-CONFERENCE	3- 0	1- 0	4- 0				
3- 1	0- 0	2- 1	HOME	0- 0	0- 0	1- 0				
3- 1	0- 1	0- 0	AWAY	1- 0	0- 0	2- 0				
4- 0	0- 0	0- 0	NEUTRAL	2- 0	1- 0	1- 0				
13- 0	0- 0	0- 0	CONFERENCE	0- 0	4- 0	9- 0				
6- 0	0- 0	0- 0	HOME	0- 0	2- 0	4- 0				
7- 0	0- 0	0- 0	AWAY	0- 0	2- 0	5- 0				
0- 0	0- 0	0- 0	NEUTRAL	0- 0	0- 0	0- 0				

RPI 1-25				RPI 26-50				Team's RPI: 29				RPI 51-100				RPI 101+			
RPI	S	Opponent	Score	RPI	S	Opponent	Score	RPI	S	Opponent	Score	RPI	S	Opponent	Score	RPI	S	Opponent	Score
16	A	Princeton	53 67	26	H	LSU	63 74	70	N	South Fla.	81 77	106	A	Liberty	74 65				
				31	H	Duke	78 56	75	A	Temple	93 67	106	H	Liberty	64 57				
				44	H	UCF	72 50	86	N	South Dakota St.	71 70	110	N	Notre Dame	69 60				
												119	A	North Florida	72 50				
												119	H	North Florida	76 65				
												162	A	North Ala.	74 63				
												167	A	Houston	57 45				
												174	A	Jacksonville	81 68				
												212	A	Stetson	89 47				
												212	H	Stetson	67 54				
												216	A	Kennesaw St.	89 64				
												216	H	Kennesaw St.	80 63				
												255	N	Saint Francis (PA)	97 64				
												273	A	Lipscomb	78 45				
												273	H	Lipscomb	82 56				
												296	A	FIU	100 54				
												332	H	NJIT	82 39				
												347	H	Central Conn. St.	94 60				
LAST 10 Division I																			
216	A	Kennesaw St.	89 64	106	A	Liberty	74 65												
273	A	Lipscomb	78 45	332	H	NJIT	82 39												
212	H	Stetson	67 54	216	H	Kennesaw St.	80 63												
119	H	North Florida	76 65	162	A	North Ala.	74 63												
174	A	Jacksonville	81 68	119	A	North Florida	72 50												

Non-Div I Games: Webber Int'l 99 48 Fla. Memorial 91 47 Johnson & Wales (FL89 56

FGCU

Loss, Non-Conf, S Site, H Home A Away N Neutral

Average RPI Win:	290	WON-LOST	WINNING	LAST 10	STRENGTH OF	OPP. STRENGTH	TEAM	ADJ.	CONF.	ADJ CONF.
Average RPI Loss:	150	RECORD	PCT. RANK	GAMES	SCHEDULE	OF SCHEDULE	RPI	RPI	RPI	RPI
DIV. I ONLY	5- 19	315	1-9	148	212	296	296	13	13	
DIV. I NON-CONF.	3- 8	268	0	219	335	303	303	14	14	
TOTALS	RPI 1-25	RPI 26-50	W-L RECORDS	RPI 51-100	RPI 101-150	RPI 150+				
5- 19	0- 0	0- 3	OVERALL	0- 3	0- 3	5- 10				
2- 13	0- 0	0- 2	HOME	0- 2	0- 2	2- 7				
3- 6	0- 0	0- 1	AWAY	0- 1	0- 1	3- 3				
0- 0	0- 0	0- 0	NEUTRAL	0- 0	0- 0	0- 0				
3- 8	0- 0	0- 1	NON-CONFERENCE	0- 0	0- 2	3- 5				
1- 7	0- 0	0- 1	HOME	0- 0	0- 2	1- 4				
2- 1	0- 0	0- 0	AWAY	0- 0	0- 0	2- 1				
0- 0	0- 0	0- 0	NEUTRAL	0- 0	0- 0	0- 0				
2- 11	0- 0	0- 2	CONFERENCE	0- 3	0- 1	2- 5				
1- 6	0- 0	0- 1	HOME	0- 2	0- 0	1- 3				
1- 5	0- 0	0- 1	AWAY	0- 1	0- 1	1- 2				
0- 0	0- 0	0- 0	NEUTRAL	0- 0	0- 0	0- 0				

RPI S	Opponent	Score	RPI S	Opponent	Score	RPI S	Opponent	Score	RPI S	Opponent	Score	Team's RPI: 296
27	H Old Dominion	39 66	52	A Middle Tenn.	56 72	112	H Bethune-Cookman	60 65				
29	H FGCU	54 100	65	H Charlotte	50 64	119	H North Florida	49 64				
32	A Western Ky.	51 71	83	H Rice	47 68	127	A UAB	58 71				
						174	A Jacksonville	52 77				
						176	H Austin Peay	56 58				
						186	H Northern Ky.	45 67				
						193	H Fla. Atlantic	61 64				
						208	H Southern Miss.	53 58				
						214	H Brown	57 72				
						217	A UTEP	34 64				
						235	A Marshall	68 65				
						242	H Louisiana Tech	44 68				
						252	H North Texas	58 56				
						289	H Oakland	49 58				
						302	A UTSA	45 60				
						308	A Georgia St.	70 63				
						311	A N.C. Central	59 58				
						344	H Grambling	56 55				
LAST 10 Division I												
208	H Southern Miss.	53 58	65	H Charlotte	50 64							
242	H Louisiana Tech	44 68	27	H Old Dominion	39 66							
193	H Fla. Atlantic	61 64	52	A Middle Tenn.	56 72							
32	A Western Ky.	51 71	127	A UAB	58 71							
235	A Marshall	68 65	83	H Rice	47 68							

Non-Div I Games:

FIU

■ Loss,
 ■ Non-Conf,
 S Site,
 ■ Home
 ■ Away
 N Neutral

RPI 1-25			RPI 26-50			RPI 51-100			RPI 101+			Team's RPI: 234			
RPI	S	Opponent	Score	RPI	S	Opponent	Score	RPI	S	Opponent	Score	RPI	S	Opponent	Score
								64	H	Marist	52 48	169	A	Rhode Island	41 74
								66	A	Seton Hall	44 74	172	H	Dartmouth	51 52
								66	A	St. John's (NY)	69 71	184	A	Quinnipiac	62 76
								75	A	Temple	59 77	214	H	Brown	44 58
								97	A	Rider	52 60	221	H	Manhattan	87 47
												228	A	Iona	52 40
												228	H	Iona	52 59
												266	A	Niagara	77 65
												275	A	Siena	65 35
												279	A	Monmouth	40 39
												279	H	Monmouth	49 38
												294	H	Navy	66 52
												319	H	Hofstra	73 64
												330	H	Saint Peter's	67 48
												338	A	LIU Brooklyn	53 51
												340	A	Canisius	63 70
												340	H	Canisius	72 70
LAST 10 Division I															
				228	H	Iona	52 59	97	A	Rider	52 60				
				279	A	Monmouth	40 39	184	A	Quinnipiac	62 76				
				340	A	Canisius	63 70	221	H	Manhattan	87 47				
				266	A	Niagara	77 65	228	A	Iona	52 40				
				64	H	Marist	52 48	340	H	Canisius	72 70				

Fairfield

Page 85

Average RPI Win: 310		WON-LOST	WINNING	LAST 10	STRENGTH OF	OPP. STRENGTH	TEAM	ADJ.	CONF.	ADJ CONF.
Average RPI Loss: 234		RECORD	PCT. RANK	GAMES	SCHEDULE	OF SCHEDULE	RPI	RPI	RPI	RPI
DIV. I ONLY		9- 15	252	4-6	349	342	320	320	30	30
DIV. I NON-CONF.		3- 8	268	0	340	327	330	330	30	30
TOTALS		RPI 1-25	RPI 26-50	W-L RECORDS	RPI 51-100	RPI 101-150	RPI 150+			
9- 15	0- 0		0- 0	OVERALL	0- 0	0- 1	9- 14			
4- 7	0- 0		0- 0	HOME	0- 0	0- 0	4- 7			
5- 8	0- 0		0- 0	AWAY	0- 0	0- 1	5- 7			
0- 0	0- 0		0- 0	NEUTRAL	0- 0	0- 0	0- 0			
3- 8	0- 0		0- 0	NON-CONFERENCE	0- 0	0- 0	3- 8			
1- 4	0- 0		0- 0	HOME	0- 0	0- 0	1- 4			
2- 4	0- 0		0- 0	AWAY	0- 0	0- 0	2- 4			
0- 0	0- 0		0- 0	NEUTRAL	0- 0	0- 0	0- 0			
6- 7	0- 0		0- 0	CONFERENCE	0- 0	0- 1	6- 6			
3- 3	0- 0		0- 0	HOME	0- 0	0- 0	3- 3			
3- 4	0- 0		0- 0	AWAY	0- 0	0- 1	3- 3			
0- 0	0- 0		0- 0	NEUTRAL	0- 0	0- 0	0- 0			

[illegible]

Non-Div I Games:

Fairleigh Dickinson

■ Loss, ■ Non-Conf, S Site, H Home A Away N Neutral

Average RPI Win:	230	WON-LOST	WINNING	LAST 10	STRENGTH OF	OPP. STRENGTH	TEAM	ADJ.	CONF.	ADJ CONF.
Average RPI Loss:	118	RECORD	PCT. RANK	GAMES	SCHEDULE	OF SCHEDULE	RPI	RPI	RPI	RPI
DIV. I ONLY	11- 13	200	4-6	152	137	193	193	13	13	
DIV. I NON-CONF.	6- 5	151	0	201	169	184	184	14	14	
TOTALS	RPI 1-25	RPI 26-50	W-L RECORDS	RPI 51-100	RPI 101-150	RPI 150+				
11- 13	0- 1	0- 2	OVERALL	1- 3	1- 3	9- 4				
7- 6	0- 0	0- 1	HOME	1- 2	0- 1	6- 2				
4- 7	0- 1	0- 1	AWAY	0- 1	1- 2	3- 2				
0- 0	0- 0	0- 0	NEUTRAL	0- 0	0- 0	0- 0				
6- 5	0- 1	0- 0	NON-CONFERENCE	0- 1	1- 2	5- 1				
4- 3	0- 0	0- 0	HOME	0- 1	0- 1	4- 1				
2- 2	0- 1	0- 0	AWAY	0- 0	1- 1	1- 0				
0- 0	0- 0	0- 0	NEUTRAL	0- 0	0- 0	0- 0				
5- 8	0- 0	0- 2	CONFERENCE	1- 2	0- 1	4- 3				
3- 3	0- 0	0- 1	HOME	1- 1	0- 0	2- 1				
2- 5	0- 0	0- 1	AWAY	0- 1	0- 1	2- 2				
0- 0	0- 0	0- 0	NEUTRAL	0- 0	0- 0	0- 0				

RPI 1-25				RPI 26-50				RPI 51-100				RPI 101+ Team's RPI: 193			
RPI	S	Opponent	Score	RPI	S	Opponent	Score	RPI	S	Opponent	Score	RPI	S	Opponent	Score
10	A	Iowa	53 85	27	H	Old Dominion	63 75	52	A	Middle Tenn.	66 81	113	H	Kansas	60 90
				32	A	Western Ky.	59 68	65	H	Charlotte	65 44	124	A	Richmond	55 57
								83	H	Rice	69 78	127	A	UAB	73 92
								96	H	Harvard	51 65	143	A	Hampton	64 63
												151	A	Western Mich.	80 79
												208	H	Southern Miss.	67 71
												211	H	Little Rock	79 72
												213	H	Furman	63 69
												217	A	UTEP	65 96
												235	A	Marshall	75 85
												242	H	Louisiana Tech	77 75
												245	H	Loyola Maryland	72 61
												252	H	North Texas	84 78
												275	H	Siena	83 39
												296	A	FIU	64 61
												302	A	UTSA	80 53
												347	H	Central Conn. St.	72 54
LAST 10 Division I															
242	H	Louisiana Tech	77 75	27	H	Old Dominion	63 75	52	A	Middle Tenn.	66 81	113	H	Kansas	60 90
208	H	Southern Miss.	67 71	65	H	Charlotte	65 44	83	H	Rice	69 78	124	A	Richmond	55 57
296	A	FIU	64 61	127	A	UAB	73 92	96	H	Harvard	51 65	143	A	Hampton	64 63
235	A	Marshall	75 85	52	A	Middle Tenn.	66 81	151	A	Western Mich.	80 79	208	H	Southern Miss.	67 71
32	A	Western Ky.	59 68	252	H	North Texas	84 78	211	H	Little Rock	79 72	213	H	Furman	63 69

Non-Div I Games:

Fla. Atlantic

Average RPI Win:	218	WON-LOST	WINNING	LAST 10	STRENGTH OF	OPP. STRENGTH	TEAM	ADJ.	CONF.	ADJ CONF.
Average RPI Loss:	47	RECORD	PCT. RANK	GAMES	SCHEDULE	OF SCHEDULE	RPI	RPI	RPI	RPI
DIV. I ONLY	14- 11	141	4-6	146	55	135	135	4	4	
DIV. I NON-CONF.	9- 4	84	0	317	166	198	198	5	5	
TOTALS	RPI 1-25	RPI 26-50	W-L RECORDS	RPI 51-100	RPI 101-150	RPI 150+				
14- 11	1- 5	0- 2	OVERALL	0- 2	4- 2	9- 0				
8- 6	0- 3	0- 1	HOME	0- 2	2- 0	6- 0				
5- 4	1- 2	0- 1	AWAY	0- 0	2- 1	2- 0				
1- 1	0- 0	0- 0	NEUTRAL	0- 0	0- 1	1- 0				
9- 4	0- 2	0- 0	NON-CONFERENCE	0- 0	1- 2	8- 0				
6- 2	0- 2	0- 0	HOME	0- 0	1- 0	5- 0				
2- 1	0- 0	0- 0	AWAY	0- 0	0- 1	2- 0				
1- 1	0- 0	0- 0	NEUTRAL	0- 0	0- 1	1- 0				
5- 7	1- 3	0- 2	CONFERENCE	0- 2	3- 0	1- 0				
2- 4	0- 1	0- 1	HOME	0- 2	1- 0	1- 0				
3- 3	1- 2	0- 1	AWAY	0- 0	2- 0	0- 0				
0- 0	0- 0	0- 0	NEUTRAL	0- 0	0- 0	0- 0				

RPI 1-25				RPI 26-50				RPI 51-100				RPI 101+ Team's RPI: 135			
RPI	S	Opponent	Score	RPI	S	Opponent	Score	RPI	S	Opponent	Score	RPI	S	Opponent	Score
11	A	Mississippi St.	47 93	26	H	LSU	68 77	56	H	Tennessee	50 78	101	H	Vanderbilt	68 60
14	A	Texas A&M	42 69	37	A	Arkansas	57 79	79	H	Georgia	43 49	105	A	Auburn	83 63
18	H	Indiana	49 73									109	H	Davidson	55 50
22	A	Kentucky	70 62									113	A	Kansas	66 76
22	H	Kentucky	45 65									121	N	Wake Forest	68 73
25	H	Florida St.	55 66									140	A	Missouri	75 67
												164	H	Samford	84 48
												253	N	Xavier	67 64
												268	H	Longwood	71 54
												281	H	Ole Miss	74 72
												282	A	Prairie View	51 44
												312	H	Presbyterian	60 46
												322	H	Mercer	71 50
												343	H	Florida A&M	84 40
												344	A	Grambling	72 65
LAST 10 Division I															
140	A	Missouri	75 67	37	A	Arkansas	57 79	14	A	Texas A&M	42 69				
281	H	Ole Miss	74 72					56	H	Tennessee	50 78				
79	H	Georgia	43 49					22	H	Kentucky	45 65				
22	A	Kentucky	70 62					105	A	Auburn	83 63				
26	H	LSU	68 77												

Non-Div I Games:

Florida

■ Loss,
 ■ Non-Conf,
 ■ S Site,
 ■ H Home
 ■ A Away
 N Neutral

Florida A&M

Through Games Of Feb. 17, 2020

Average RPI Win:	333	WON-LOST	WINNING	LAST 10	STRENGTH OF	OPP. STRENGTH	TEAM	ADJ.	CONF.	ADJ CONF.
Average RPI Loss:	225	RECORD	PCT. RANK	GAMES	SCHEDULE	OF SCHEDULE	RPI	RPI	RPI	RPI
DIV. I ONLY	3- 19	328	3-7	308	351	343	343	29	29	
DIV. I NON-CONF.	0- 9	338	0	271	349	349	349	29	29	
TOTALS	RPI 1-25	RPI 26-50	W-L RECORDS	RPI 51-100	RPI 101-150	RPI 150+				
3- 19	0- 0	0- 1	OVERALL	0- 0	0- 3	3- 15				
1- 7	0- 0	0- 0	HOME	0- 0	0- 1	1- 6				
2- 12	0- 0	0- 1	AWAY	0- 0	0- 2	2- 9				
0- 0	0- 0	0- 0	NEUTRAL	0- 0	0- 0	0- 0				
0- 9	0- 0	0- 1	NON-CONFERENCE	0- 0	0- 2	0- 6				
0- 2	0- 0	0- 0	HOME	0- 0	0- 0	0- 2				
0- 7	0- 0	0- 1	AWAY	0- 0	0- 2	0- 4				
0- 0	0- 0	0- 0	NEUTRAL	0- 0	0- 0	0- 0				
3- 10	0- 0	0- 0	CONFERENCE	0- 0	0- 1	3- 9				
1- 5	0- 0	0- 0	HOME	0- 0	0- 1	1- 4				
2- 5	0- 0	0- 0	AWAY	0- 0	0- 0	2- 5				
0- 0	0- 0	0- 0	NEUTRAL	0- 0	0- 0	0- 0				

RPI S	Opponent	Score	RPI S	Opponent	Score	RPI S	Opponent	Score	RPI S	Opponent	Score
26	A LSU	45 73							112	H Bethune-Cookman	57 78
									135	A Florida	40 84
									147	A Texas Tech	60 98
									157	A N.C. A&T	44 71
									157	H N.C. A&T	49 66
									174	H Jacksonville	54 88
									192	A Norfolk St.	51 59
									246	H Morgan St.	47 59
									250	A Howard	58 72
									250	H Howard	56 82
									261	H Alabama A&M	53 77
									271	A Delaware St.	53 61
									274	A Jacksonville St.	67 72
									311	A N.C. Central	57 66
									311	H N.C. Central	70 71
									323	A UMES	81 71
									327	A Alcorn	42 58
									328	H Coppin St.	58 48
									331	A USC Upstate	61 74
									349	A South Carolina St.	44 39
									351	A Mississippi Val.	70 71
LAST 10 Division I											
323	A UMES	81 71	192	A Norfolk St.	51 59						
271	A Delaware St.	53 61	250	A Howard	58 72						
157	H N.C. A&T	49 66	311	H N.C. Central	70 71						
250	H Howard	56 82	349	A South Carolina St.	44 39						
112	H Bethune-Cookman	57 78	328	H Coppin St.	58 48						

Non-Div I Games: Johnson (FL) 102 40 Trinity Baptist 103 54

Florida A&M

Loss, Non-Conf, S Site, H Home A Away N Neutral

Average RPI Win:	126	WON-LOST	WINNING	LAST 10	STRENGTH OF	OPP. STRENGTH	TEAM	ADJ.	CONF.	ADJ CONF.
Average RPI Loss:	56	RECORD	PCT. RANK	GAMES	SCHEDULE	OF SCHEDULE	RPI	RPI	RPI	RPI
DIV. I ONLY	20- 5	30	6-4	68	25	25	25	5	5	
DIV. I NON-CONF.	11- 0	1	0	131	45	11	11	4	4	
TOTALS	RPI 1-25	RPI 26-50	W-L RECORDS	RPI 51-100	RPI 101-150	RPI 150+				
20- 5	2- 1	3- 1	OVERALL	5- 3	4- 0	6- 0				
10- 2	0- 0	1- 0	HOME	4- 2	2- 0	3- 0				
8- 3	1- 1	1- 1	AWAY	1- 1	2- 0	3- 0				
2- 0	1- 0	1- 0	NEUTRAL	0- 0	0- 0	0- 0				
11- 0	1- 0	2- 0	NON-CONFERENCE	2- 0	2- 0	4- 0				
6- 0	0- 0	0- 0	HOME	2- 0	1- 0	3- 0				
3- 0	0- 0	1- 0	AWAY	0- 0	1- 0	1- 0				
2- 0	1- 0	1- 0	NEUTRAL	0- 0	0- 0	0- 0				
9- 5	1- 1	1- 1	CONFERENCE	3- 3	2- 0	2- 0				
4- 2	0- 0	1- 0	HOME	2- 2	1- 0	0- 0				
5- 3	1- 1	0- 1	AWAY	1- 1	1- 0	2- 0				
0- 0	0- 0	0- 0	NEUTRAL	0- 0	0- 0	0- 0				

RPI 1-25				RPI 26-50				RPI 51-100				RPI 101+			
RPI	S	Opponent	Score	RPI	S	Opponent	Score	RPI	S	Opponent	Score	RPI	S	Opponent	Score
6	A	Louisville	67 59	26	A	LSU	70 62	51	H	Virginia	63 55	103	H	North Carolina	78 64
14	N	Texas A&M	80 58	30	H	Virginia Tech	86 62	66	H	St. John's (NY)	74 70	119	H	North Florida	70 41
21	A	NC State	51 68	31	A	Duke	64 66	69	H	Boston College	56 65	121	A	Wake Forest	70 65
				35	N	Michigan	79 69	73	H	Georgia Tech	52 67	135	A	Florida	66 55
								84	A	Syracuse	89 90	164	H	Samford	88 59
								89	A	Miami (FL)	73 62	174	H	Jacksonville	75 41
								89	H	Miami (FL)	79 61	219	A	Clemson	81 64
								92	H	Michigan St.	78 68	290	A	Pittsburgh	66 41
												342	A	UIC	86 42
												345	H	Charleston So.	88 36
LAST 10 Division I															
				31	A	Duke	64 66	89	H	Miami (FL)	79 61				
				51	H	Virginia	63 55	121	A	Wake Forest	70 65				
				6	A	Louisville	67 59	21	A	NC State	51 68				
				290	A	Pittsburgh	66 41	103	H	North Carolina	78 64				
				69	H	Boston College	56 65	73	H	Georgia Tech	52 67				

Non-Div I Games:

Florida St.

■ Loss,
■ Non-Conf,
■ S Site,
■ H Home
■ A Away
N Neutral

Average RPI Win: 169	WON-LOST	WINNING	LAST 10	STRENGTH OF	OPP. STRENGTH	TEAM	ADJ.	CONF.	ADJ CONF.
Average RPI Loss: 109	RECORD	PCT. RANK	GAMES	SCHEDULE	OF SCHEDULE	RPI	RPI	RPI	RPI
DIV. I ONLY	17- 8	64	8-2	149	97	87	87	12	12
DIV. I NON-CONF.	8- 5	117	0	172	88	131	131	12	12
TOTALS	RPI 1-25	RPI 26-50	W-L RECORDS	RPI 51-100	RPI 101-150	RPI 150+			
17- 8	0- 0	0- 2	OVERALL	2- 1	5- 4	10- 1			
11- 2	0- 0	0- 0	HOME	1- 1	2- 1	8- 0			
5- 5	0- 0	0- 1	AWAY	1- 0	2- 3	2- 1			
1- 1	0- 0	0- 1	NEUTRAL	0- 0	1- 0	0- 0			
8- 5	0- 0	0- 1	NON-CONFERENCE	1- 1	2- 2	5- 1			
5- 2	0- 0	0- 0	HOME	0- 1	1- 1	4- 0			
2- 2	0- 0	0- 0	AWAY	1- 0	0- 1	1- 1			
1- 1	0- 0	0- 1	NEUTRAL	0- 0	1- 0	0- 0			
9- 3	0- 0	0- 1	CONFERENCE	1- 0	3- 2	5- 0			
6- 0	0- 0	0- 0	HOME	1- 0	1- 0	4- 0			
3- 3	0- 0	0- 1	AWAY	0- 0	2- 2	1- 0			
0- 0	0- 0	0- 0	NEUTRAL	0- 0	0- 0	0- 0			

RPI 1-25				RPI 26-50				RPI 51-100				Team's RPI: 87		RPI 101+			
RPI	S	Opponent	Score	RPI	S	Opponent	Score	RPI	S	Opponent	Score			RPI	S	Opponent	Score
				37	N	Arkansas	59 71	65	A	Charlotte	76 51			109	A	Davidson	62 74
				50	A	Dayton	44 48	94	H	Saint Louis	66 54			109	H	Davidson	47 46
								100	H	Villanova	66 73			110	H	Notre Dame	55 60
														117	A	VCU	52 62
														124	A	Richmond	64 47
														126	H	Northeastern	74 58
														129	N	Lehigh	59 57
														145	A	Columbia	51 70
														149	A	Massachusetts	69 64
														153	H	George Washington	53 47
														164	H	Samford	68 37
														167	H	Houston	63 54
														169	H	Rhode Island	60 50
														182	H	La Salle	62 45
														207	A	Penn St.	59 72
														221	A	Manhattan	51 45
														232	A	George Mason	66 54
														247	H	Georgetown	67 54
														247	H	Southern U.	65 52
														293	H	St. Bonaventure	79 53
LAST 10 Division I																	
				124	A	Richmond	64 47	117	A	VCU	52 62						
				109	H	Davidson	47 46	50	A	Dayton	44 48						
				149	A	Massachusetts	69 64	94	H	Saint Louis	66 54						
				169	H	Rhode Island	60 50	232	A	George Mason	66 54						
				182	H	La Salle	62 45	153	H	George Washington	53 47						

Non-Div I Games:

Fordham

Average RPI Win:	219	WON-LOST	WINNING	LAST 10	STRENGTH OF	OPP. STRENGTH	TEAM	ADJ.	CONF.	ADJ CONF.
Average RPI Loss:	118	RECORD	PCT. RANK	GAMES	SCHEDULE	OF SCHEDULE	RPI	RPI	RPI	RPI
DIV. I ONLY	20- 4	22	10-0	213	181	59	59	17	17	
DIV. I NON-CONF.	5- 4	140	0	204	161	144	144	22	22	
TOTALS	RPI 1-25	RPI 26-50	W-L RECORDS	RPI 51-100	RPI 101-150	RPI 150+				
20- 4	0- 0	0- 0	OVERALL	0- 2	1- 1	19- 1				
10- 1	0- 0	0- 0	HOME	0- 1	0- 0	10- 0				
9- 2	0- 0	0- 0	AWAY	0- 0	1- 1	8- 1				
1- 1	0- 0	0- 0	NEUTRAL	0- 1	0- 0	1- 0				
5- 4	0- 0	0- 0	NON-CONFERENCE	0- 2	0- 1	5- 1				
2- 1	0- 0	0- 0	HOME	0- 1	0- 0	2- 0				
2- 2	0- 0	0- 0	AWAY	0- 0	0- 1	2- 1				
1- 1	0- 0	0- 0	NEUTRAL	0- 1	0- 0	1- 0				
15- 0	0- 0	0- 0	CONFERENCE	0- 0	1- 0	14- 0				
8- 0	0- 0	0- 0	HOME	0- 0	0- 0	8- 0				
7- 0	0- 0	0- 0	AWAY	0- 0	1- 0	6- 0				
0- 0	0- 0	0- 0	NEUTRAL	0- 0	0- 0	0- 0				

RPI 1-25			RPI 26-50			RPI 51-100			Team's RPI: 59	RPI 101+		
RPI	S	Opponent	Score	RPI	S	Opponent	Score	RPI	S	Opponent	Score	
								54	N	Yale	67	87
								68	H	BYU	65	71
LAST 10 Division I												
285	A	Utah St.	79 61	303	H	Air Force	61 52	115	A	Boise St.	85 80	
165	H	San Jose St.	78 76	115	A	Boise St.	85 80	144	A	Portland	64 75	
198	H	UNLV	72 58	265	H	Colorado St.	55 53	159	H	UC Davis	73 65	
265	A	Colorado St.	79 61	195	H	Wyoming	89 59	161	H	Northern Ariz.	83 66	
199	A	New Mexico	84 78	285	A	Utah St.	79 61	165	A	San Jose St.	85 76	
				285	H	Utah St.	76 64	165	H	San Jose St.	78 76	
				303	H	Air Force	61 52	173	A	Montana	76 63	
				313	A	Cal Poly	79 52	195	H	Wyoming	89 59	
								198	A	UNLV	72 66	
								198	H	UNLV	72 58	
								199	A	New Mexico	84 78	
								199	H	New Mexico	84 81	
								204	A	Santa Clara	66 90	
								243	A	San Diego St.	65 60	
								243	H	San Diego St.	79 54	
								247	N	Georgetown	82 69	
								265	A	Colorado St.	79 61	
								265	H	Colorado St.	55 53	
								285	A	Utah St.	79 61	
								285	H	Utah St.	76 64	
								303	H	Air Force	61 52	
								313	A	Cal Poly	79 52	

Non-Div I Games: La Verne 111 56 UC Merced 92 26

Fresno St.

Average RPI Win: 235	WON-LOST	WINNING	LAST 10	STRENGTH OF	OPP. STRENGTH	TEAM	ADJ.	CONF.	ADJ CONF.
Average RPI Loss: 176	RECORD	PCT. RANK	GAMES	SCHEDULE	OF SCHEDULE	RPI	RPI	RPI	RPI
DIV. I ONLY	13- 10	132	5-5	326	150	213	213	26	26
DIV. I NON-CONF.	7- 5	131	0	232	85	128	128	21	21

TOTALS	RPI 1-25	RPI 26-50	W-L RECORDS	RPI 51-100	RPI 101-150	RPI 150+			
13- 10	0- 0	0- 0	OVERALL	0- 2	2- 2	11- 6			
7- 3	0- 0	0- 0	HOME	0- 0	1- 1	6- 2			
5- 7	0- 0	0- 0	AWAY	0- 2	1- 1	4- 4			
1- 0	0- 0	0- 0	NEUTRAL	0- 0	0- 0	1- 0			
7- 5	0- 0	0- 0	NON-CONFERENCE	0- 2	2- 1	5- 2			
3- 1	0- 0	0- 0	HOME	0- 0	1- 0	2- 1			
3- 4	0- 0	0- 0	AWAY	0- 2	1- 1	2- 1			
1- 0	0- 0	0- 0	NEUTRAL	0- 0	0- 0	1- 0			
6- 5	0- 0	0- 0	CONFERENCE	0- 0	0- 1	6- 4			
4- 2	0- 0	0- 0	HOME	0- 0	0- 1	4- 1			
2- 3	0- 0	0- 0	AWAY	0- 0	0- 0	2- 3			
0- 0	0- 0	0- 0	NEUTRAL	0- 0	0- 0	0- 0			

RPI 1-25				RPI 26-50				RPI 51-100				RPI 101+				Team's RPI: 213	
RPI	S	Opponent	Score	RPI	S	Opponent	Score	RPI	S	Opponent	Score	RPI	S	Opponent	Score		
								52	A	Middle Tenn.	62	78	101	A	Vanderbilt	46	74
								79	A	Georgia	48	77	124	A	Richmond	70	69
													143	H	Hampton	70	65
													148	H	UNC Greensboro	53	59
													160	H	Elon	76	87
													164	A	Samford	72	59
													164	H	Samford	77	69
													193	A	Fla. Atlantic	69	63
													197	A	Chattanooga	52	60
													197	H	Chattanooga	63	69
													200	A	Gardner-Webb	72	67
													219	A	Clemson	71	77
													229	N	Saint Joseph's	63	48
													280	A	Wofford	62	66
													284	A	ETSU	81	62
													284	H	ETSU	67	47
													301	H	Ga. Southern	78	63
													308	H	Georgia St.	62	55
													322	A	Mercer	55	61
													322	H	Mercer	62	49
													334	H	Western Caro.	69	53

LAST 10 Division I																	
				284	H	ETSU	67	47				334	H	Western Caro.	69	53	
				197	H	Chattanooga	63	69				148	H	UNC Greensboro	53	59	
				322	A	Mercer	55	61				197	A	Chattanooga	52	60	
				164	A	Samford	72	59				284	A	ETSU	81	62	
				280	A	Wofford	62	66				164	H	Samford	77	69	

Non-Div I Games: North Greenville 88 51 Newberry 62 43 UNKNOWN 88 24

Furman

Loss, Non-Conf, S Site, H Home A Away N Neutral

Ga. Southern

Through Games Of Feb. 17, 2020

Average RPI Win:	290	WON-LOST	WINNING	LAST 10	STRENGTH OF	OPP. STRENGTH	TEAM	ADJ.	CONF.	ADJ CONF.
Average RPI Loss:	195	RECORD	PCT. RANK	GAMES	SCHEDULE	OF SCHEDULE	RPI	RPI	RPI	RPI
DIV. I ONLY	8- 16	263	3-7	292	315	301	301	21	21	
DIV. I NON-CONF.	3- 8	268	0	265	329	281	281	19	19	
TOTALS	RPI 1-25	RPI 26-50	W-L RECORDS	RPI 51-100	RPI 101-150	RPI 150+				
8- 16	0- 0	0- 1	OVERALL	0- 1	0- 2	8- 12				
4- 5	0- 0	0- 1	HOME	0- 0	0- 0	4- 4				
3- 10	0- 0	0- 0	AWAY	0- 1	0- 1	3- 8				
1- 1	0- 0	0- 0	NEUTRAL	0- 0	0- 1	1- 0				
3- 8	0- 0	0- 0	NON-CONFERENCE	0- 0	0- 2	3- 6				
0- 2	0- 0	0- 0	HOME	0- 0	0- 0	0- 2				
2- 5	0- 0	0- 0	AWAY	0- 0	0- 1	2- 4				
1- 1	0- 0	0- 0	NEUTRAL	0- 0	0- 1	1- 0				
5- 8	0- 0	0- 1	CONFERENCE	0- 1	0- 0	5- 6				
4- 3	0- 0	0- 1	HOME	0- 0	0- 0	4- 2				
1- 5	0- 0	0- 0	AWAY	0- 1	0- 0	1- 4				
0- 0	0- 0	0- 0	NEUTRAL	0- 0	0- 0	0- 0				

RPI S	Opponent	Score	RPI S	Opponent	Score	RPI S	Opponent	Score	RPI S	Opponent	Score	Team's RPI: 301
			48 H	Troy	69 79							
						82 A	Coastal Caro.	59 66				
									104 N	Kent St.	48 62	
									112 A	Bethune-Cookman	57 75	
									158 A	Tulane	40 56	
									203 A	Louisiana	60 72	
									203 H	Louisiana	83 67	
									211 A	Little Rock	46 58	
									211 H	Little Rock	49 65	
									213 A	Furman	63 78	
									215 H	North Dakota	56 69	
									216 H	Kennesaw St.	69 95	
									238 H	South Alabama	65 71	
									240 A	Appalachian St.	75 83	
									260 A	Arkansas St.	62 69	
									260 H	Arkansas St.	80 67	
									262 A	Winthrop	91 47	
									280 A	Wofford	70 57	
									281 A	Ole Miss	66 69	
									305 N	St. Francis Brooklyn	78 47	
									308 H	Georgia St.	81 56	
									322 A	Mercer	52 62	
									350 A	La.-Monroe	72 66	
									350 H	La.-Monroe	64 47	
LAST 10 Division I												
			203 A	Louisiana	60 72		82 A	Coastal Caro.	59 66			
			350 A	La.-Monroe	72 66		308 H	Georgia St.	81 56			
			260 H	Arkansas St.	80 67		238 H	South Alabama	65 71			
			211 H	Little Rock	49 65		48 H	Troy	69 79			
			240 A	Appalachian St.	75 83		260 A	Arkansas St.	62 69			

Non-Div I Games:

Ga. Southern

■ Loss,
 ■ Non-Conf,
 ■ S Site,
 ■ H Home
 ■ A Away
 N Neutral

Average RPI Win:	265	WON-LOST	WINNING	LAST 10	STRENGTH OF	OPP. STRENGTH	TEAM	ADJ.	CONF.	ADJ CONF.
Average RPI Loss:	164	RECORD	PCT. RANK	GAMES	SCHEDULE	OF SCHEDULE	RPI	RPI	RPI	RPI
DIV. I ONLY	14- 10	120	7-3	288	290	200	200	25	25	
DIV. I NON-CONF.	5- 4	140	0	245	212	169	169	28	28	
TOTALS	RPI 1-25	RPI 26-50	W-L RECORDS	RPI 51-100	RPI 101-150	RPI 150+				
14- 10	0- 0	0- 1	OVERALL	0- 2	1- 2	13- 5				
9- 3	0- 0	0- 0	HOME	0- 0	1- 0	8- 3				
5- 7	0- 0	0- 1	AWAY	0- 2	0- 2	5- 2				
0- 0	0- 0	0- 0	NEUTRAL	0- 0	0- 0	0- 0				
5- 4	0- 0	0- 1	NON-CONFERENCE	0- 2	0- 0	5- 1				
3- 1	0- 0	0- 0	HOME	0- 0	0- 0	3- 1				
2- 3	0- 0	0- 1	AWAY	0- 2	0- 0	2- 0				
0- 0	0- 0	0- 0	NEUTRAL	0- 0	0- 0	0- 0				
9- 6	0- 0	0- 0	CONFERENCE	0- 0	1- 2	8- 4				
6- 2	0- 0	0- 0	HOME	0- 0	1- 0	5- 2				
3- 4	0- 0	0- 0	AWAY	0- 0	0- 2	3- 2				
0- 0	0- 0	0- 0	NEUTRAL	0- 0	0- 0	0- 0				

RPI 1-25				RPI 26-50				RPI 51-100				RPI 101+				Team's RPI: 200	
RPI	S	Opponent	Score	RPI	S	Opponent	Score	RPI	S	Opponent	Score	RPI	S	Opponent	Score		
				30	A	Virginia Tech	65 87	65	A	Charlotte	49 74	123	A	Campbell	44 48		
								79	A	Georgia	56 84	143	A	Hampton	58 63		
												143	H	Hampton	70 59		
												189	H	Delaware	67 65		
												201	A	Radford	51 65		
												201	H	Radford	73 84		
												209	A	High Point	62 46		
												209	H	High Point	70 57		
												213	H	Furman	67 72		
												227	A	UNC Asheville	65 59		
												240	A	Appalachian St.	67 56		
												262	H	Winthrop	71 59		
												268	A	Longwood	70 80		
												268	H	Longwood	73 70		
												280	H	Wofford	67 53		
												312	H	Presbyterian	53 56		
												322	A	Mercer	65 62		
												331	H	USC Upstate	63 53		
												334	H	Western Caro.	88 62		
												345	A	Charleston So.	79 52		
												345	H	Charleston So.	67 45		
LAST 10 Division I																	
				209	A	High Point	62 46	209	H	High Point	70 57						
				268	H	Longwood	73 70	201	H	Radford	73 84						
				143	H	Hampton	70 59	227	A	UNC Asheville	65 59						
				201	A	Radford	51 65	331	H	USC Upstate	63 53						
				345	H	Charleston So.	67 45	312	H	Presbyterian	53 56						

Non-Div I Games:

Gardner-Webb

George Mason

Through Games Of Feb. 17, 2020

Average RPI Win:	231	WON-LOST	WINNING	LAST 10	STRENGTH OF	OPP. STRENGTH	TEAM	ADJ.	CONF.	ADJ CONF.
Average RPI Loss:	133	RECORD	PCT. RANK	GAMES	SCHEDULE	OF SCHEDULE	RPI	RPI	RPI	RPI
DIV. I ONLY	8- 17	276	1-9	123	165	232	232	12	12	
DIV. I NON-CONF.	6- 7	182	0	155	259	182	182	12	12	
TOTALS	RPI 1-25	RPI 26-50	W-L RECORDS	RPI 51-100	RPI 101-150	RPI 150+				
8- 17	0- 0	0- 3	OVERALL	0- 4	1- 3	7- 7				
4- 8	0- 0	0- 1	HOME	0- 3	1- 2	3- 2				
4- 8	0- 0	0- 1	AWAY	0- 1	0- 1	4- 5				
0- 1	0- 0	0- 1	NEUTRAL	0- 0	0- 0	0- 0				
6- 7	0- 0	0- 2	NON-CONFERENCE	0- 2	0- 0	6- 3				
2- 4	0- 0	0- 1	HOME	0- 1	0- 0	2- 2				
4- 2	0- 0	0- 0	AWAY	0- 1	0- 0	4- 1				
0- 1	0- 0	0- 1	NEUTRAL	0- 0	0- 0	0- 0				
2- 10	0- 0	0- 1	CONFERENCE	0- 2	1- 3	1- 4				
2- 4	0- 0	0- 0	HOME	0- 2	1- 2	1- 0				
0- 6	0- 0	0- 1	AWAY	0- 0	0- 1	0- 4				
0- 0	0- 0	0- 0	NEUTRAL	0- 0	0- 0	0- 0				

RPI 1-25				RPI 26-50				RPI 51-100				RPI 101+				Team's RPI: 232	
RPI	S	Opponent	Score	RPI	S	Opponent	Score	RPI	S	Opponent	Score	RPI	S	Opponent	Score		
				30	H	Virginia Tech	58 77	74	H	Bucknell	51 64	109	H	Davidson	69 76		
				38	N	Bradley	59 61	82	A	Coastal Caro.	59 74	117	H	VCU	63 82		
				50	A	Dayton	55 59	87	H	Fordham	54 66	120	A	Duquesne	63 84		
								94	H	Saint Louis	51 64	149	H	Massachusetts	73 56		
												153	A	George Washington	57 62		
												153	H	George Washington	70 60		
												169	A	Rhode Island	42 47		
												182	A	La Salle	65 77		
												189	A	Delaware	44 63		
												205	H	American	73 55		
												207	A	Penn St.	78 68		
												222	H	UMKC	58 64		
												249	A	SMU	59 58		
												250	H	Howard	75 86		
												257	A	Col. of Charleston	72 61		
												293	A	St. Bonaventure	47 62		
												294	A	Navy	67 58		
												333	H	Detroit Mercy	75 62		
LAST 10 Division I																	
				153	A	George Washington	57 62	117	H	VCU	63 82						
				94	H	Saint Louis	51 64	120	A	Duquesne	63 84						
				149	H	Massachusetts	73 56	87	H	Fordham	54 66						
				169	A	Rhode Island	42 47	109	H	Davidson	69 76						
				182	A	La Salle	65 77	293	A	St. Bonaventure	47 62						

Non-Div I Games:

George Mason

■ Loss,
 ■ Non-Conf,
 ■ S Site,
 ■ H Home
 ■ A Away
 N Neutral

Average RPI Win:	188	WON-LOST	WINNING	LAST 10	STRENGTH OF	OPP. STRENGTH	TEAM	ADJ.	CONF.	ADJ CONF.
Average RPI Loss:	117	RECORD	PCT. RANK	GAMES	SCHEDULE	OF SCHEDULE	RPI	RPI	RPI	RPI
DIV. I ONLY	11- 14	210	4-6	102	115	153	153	12	12	
DIV. I NON-CONF.	6- 7	182	0	73	122	120	120	12	12	
TOTALS	RPI 1-25	RPI 26-50	W-L RECORDS	RPI 51-100	RPI 101-150	RPI 150+				
11- 14	0- 2	0- 2	OVERALL	1- 3	3- 3	7- 4				
5- 7	0- 1	0- 2	HOME	0- 2	2- 1	3- 1				
6- 7	0- 1	0- 0	AWAY	1- 1	1- 2	4- 3				
0- 0	0- 0	0- 0	NEUTRAL	0- 0	0- 0	0- 0				
6- 7	0- 2	0- 1	NON-CONFERENCE	1- 1	0- 2	5- 1				
2- 4	0- 1	0- 1	HOME	0- 1	0- 1	2- 0				
4- 3	0- 1	0- 0	AWAY	1- 0	0- 1	3- 1				
0- 0	0- 0	0- 0	NEUTRAL	0- 0	0- 0	0- 0				
5- 7	0- 0	0- 1	CONFERENCE	0- 2	3- 1	2- 3				
3- 3	0- 0	0- 1	HOME	0- 1	2- 0	1- 1				
2- 4	0- 0	0- 0	AWAY	0- 1	1- 1	1- 2				
0- 0	0- 0	0- 0	NEUTRAL	0- 0	0- 0	0- 0				

RPI 1-25				RPI 26-50				RPI 51-100				RPI 101+ Team's RPI: 153			
RPI	S	Opponent	Score	RPI	S	Opponent	Score	RPI	S	Opponent	Score	RPI	S	Opponent	Score
3	A	Maryland	54 88	42	H	James Madison	50 69	71	H	Minnesota	50 83	109	A	Davidson	55 62
16	H	Princeton	50 75	50	H	Dayton	50 66	87	A	Fordham	47 53	117	A	VCU	56 55
								94	H	Saint Louis	45 59	120	H	Duquesne	65 60
								100	A	Villanova	68 56	129	A	Lehigh	53 59
												131	H	William & Mary	51 63
												149	H	Massachusetts	50 47
												178	A	Memphis	64 63
												182	H	La Salle	54 61
												184	A	Quinnipiac	78 67
												189	A	Delaware	63 49
												205	A	American	53 66
												229	A	Saint Joseph's	56 50
												232	A	George Mason	60 70
												232	H	George Mason	62 57
												247	H	Georgetown	52 49
												293	A	St. Bonaventure	55 59
												328	H	Coppin St.	54 35
LAST 10 Division I															
232	H	George Mason	62 57	229	A	Saint Joseph's	56 50								
182	H	La Salle	54 61	149	H	Massachusetts	50 47								
117	A	VCU	56 55	50	H	Dayton	50 66								
293	A	St. Bonaventure	55 59	109	A	Davidson	55 62								
94	H	Saint Louis	45 59	87	A	Fordham	47 53								

Non-Div I Games:

George Washington

■ Loss,
 ■ Non-Conf,
 ■ S Site,
 ■ H Home
 ■ A Away
 N Neutral

Average RPI Win:	260	WON-LOST	WINNING	LAST 10	STRENGTH OF	OPP. STRENGTH	TEAM	ADJ.	CONF.	ADJ CONF.
Average RPI Loss:	91	RECORD	PCT. RANK	GAMES	SCHEDULE	OF SCHEDULE	RPI	RPI	RPI	RPI
DIV. I ONLY	5- 20	319	1-9	118	77	247	247	6	6	
DIV. I NON-CONF.	3- 8	268	0	149	184	215	215	6	6	
TOTALS	RPI 1-25	RPI 26-50	W-L RECORDS	RPI 51-100	RPI 101-150	RPI 150+				
5- 20	0- 1	0- 3	OVERALL	0- 11	1- 3	4- 2				
1- 9	0- 0	0- 2	HOME	0- 5	1- 1	0- 1				
4- 10	0- 1	0- 1	AWAY	0- 5	0- 2	4- 1				
0- 1	0- 0	0- 0	NEUTRAL	0- 1	0- 0	0- 0				
3- 8	0- 0	0- 1	NON-CONFERENCE	0- 3	0- 3	3- 1				
0- 3	0- 0	0- 1	HOME	0- 1	0- 1	0- 0				
3- 4	0- 0	0- 0	AWAY	0- 1	0- 2	3- 1				
0- 1	0- 0	0- 0	NEUTRAL	0- 1	0- 0	0- 0				
2- 12	0- 1	0- 2	CONFERENCE	0- 8	1- 0	1- 1				
1- 6	0- 0	0- 1	HOME	0- 4	1- 0	0- 1				
1- 6	0- 1	0- 1	AWAY	0- 4	0- 0	1- 0				
0- 0	0- 0	0- 0	NEUTRAL	0- 0	0- 0	0- 0				

RPI 1-25				RPI 26-50				RPI 51-100				RPI 101+ Team's RPI: 247			
RPI	S	Opponent	Score	RPI	S	Opponent	Score	RPI	S	Opponent	Score	RPI	S	Opponent	Score
20	A	DePaul	66 92	33	A	Marquette	51 73	59	N	Fresno St.	69 82	109	A	Davidson	52 66
				40	H	Creighton	56 65	66	A	St. John's (NY)	54 71	124	H	Richmond	49 51
				42	H	James Madison	59 66	66	A	Seton Hall	60 79	141	H	Providence	62 53
								66	H	St. John's (NY)	68 74	145	A	Columbia	49 54
								66	H	Seton Hall	47 61	153	A	George Washington	49 52
								87	A	Fordham	54 67	253	A	Xavier	63 50
								93	A	Butler	42 60	253	H	Xavier	64 85
								93	H	Butler	46 47	290	A	Pittsburgh	66 56
								97	H	Rider	64 65	291	A	LMU (CA)	64 53
								100	A	Villanova	53 74	323	A	UMES	57 39
								100	H	Villanova	40 48				
LAST 10 Division I															
100	H	Villanova	40 48	20	A	DePaul	66 92								
253	A	Xavier	63 50	33	A	Marquette	51 73								
93	A	Butler	42 60	100	A	Villanova	53 74								
66	H	St. John's (NY)	68 74	93	H	Butler	46 47								
66	H	Seton Hall	47 61	253	H	Xavier	64 85								

Non-Div I Games:

Georgetown

■ Loss,
 ■ Non-Conf,
 ■ S Site,
 ■ H Home
 ■ A Away
 N Neutral

Average RPI Win:	175	WON-LOST	WINNING	LAST 10	STRENGTH OF	OPP. STRENGTH	TEAM	ADJ.	CONF.	ADJ CONF.
Average RPI Loss:	47	RECORD	PCT. RANK	GAMES	SCHEDULE	OF SCHEDULE	RPI	RPI	RPI	RPI
DIV. I ONLY	14- 11	141	4-6	21	69	79	79	4	4	
DIV. I NON-CONF.	9- 4	84	0	48	211	87	87	5	5	
TOTALS	RPI 1-25	RPI 26-50	W-L RECORDS	RPI 51-100	RPI 101-150	RPI 150+				
14- 11	0- 6	2- 0	OVERALL	2- 3	2- 2	8- 0				
9- 7	0- 3	0- 0	HOME	1- 2	1- 2	7- 0				
3- 4	0- 3	1- 0	AWAY	0- 1	1- 0	1- 0				
2- 0	0- 0	1- 0	NEUTRAL	1- 0	0- 0	0- 0				
9- 4	0- 2	1- 0	NON-CONFERENCE	1- 2	0- 0	7- 0				
7- 3	0- 1	0- 0	HOME	0- 2	0- 0	7- 0				
0- 1	0- 1	0- 0	AWAY	0- 0	0- 0	0- 0				
2- 0	0- 0	1- 0	NEUTRAL	1- 0	0- 0	0- 0				
5- 7	0- 4	1- 0	CONFERENCE	1- 1	2- 2	1- 0				
2- 4	0- 2	0- 0	HOME	1- 0	1- 2	0- 0				
3- 3	0- 2	1- 0	AWAY	0- 1	1- 0	1- 0				
0- 0	0- 0	0- 0	NEUTRAL	0- 0	0- 0	0- 0				

RPI 1-25				RPI 26-50				RPI 51-100 Team's RPI: 79				RPI 101+			
RPI	S	Opponent	Score	RPI	S	Opponent	Score	RPI	S	Opponent	Score	RPI	S	Opponent	Score
2	H	South Carolina	53 88	30	N	Virginia Tech	77 72	56	A	Tennessee	56 73	101	H	Vanderbilt	55 63
5	A	Baylor	38 72	37	A	Arkansas	64 55	73	H	Georgia Tech	40 73	105	H	Auburn	61 50
8	H	UCLA	50 59					81	H	Alabama	76 75	135	A	Florida	49 43
11	A	Mississippi St.	53 67					93	N	Butler	69 36	140	H	Missouri	65 73
11	H	Mississippi St.	66 73					100	H	Villanova	58 63	157	H	N.C. A&T	72 54
14	A	Texas A&M	63 64									200	H	Gardner-Webb	84 56
												213	H	Furman	77 48
												216	H	Kennesaw St.	80 65
												251	H	East Carolina	67 50
												281	A	Ole Miss	58 51
												322	H	Mercer	76 60
												331	H	USC Upstate	67 53
LAST 10 Division I															
81	H	Alabama	76 75	2	H	South Carolina	53 88								
135	A	Florida	49 43	37	A	Arkansas	64 55								
140	H	Missouri	65 73	105	H	Auburn	61 50								
11	A	Mississippi St.	53 67	56	A	Tennessee	56 73								
14	A	Texas A&M	63 64	101	H	Vanderbilt	55 63								

Non-Div I Games:

Georgia

■ Loss,
 ■ Non-Conf,
 ■ S Site,
 ■ H Home
 ■ A Away
 N Neutral

Average RPI Win:	297	WON-LOST	WINNING	LAST 10	STRENGTH OF	OPP. STRENGTH	TEAM	ADJ.	CONF.	ADJ CONF.
Average RPI Loss:	184	RECORD	PCT. RANK	GAMES	SCHEDULE	OF SCHEDULE	RPI	RPI	RPI	RPI
DIV. I ONLY	8- 16	263	4-6	290	311	308	308	21	21	
DIV. I NON-CONF.	3- 8	268	0	259	322	319	319	19	19	
TOTALS	RPI 1-25	RPI 26-50	W-L RECORDS	RPI 51-100	RPI 101-150	RPI 150+				
8- 16	0- 1	0- 1	OVERALL	0- 2	0- 1	8- 11				
5- 7	0- 1	0- 1	HOME	0- 0	0- 0	5- 5				
2- 9	0- 0	0- 0	AWAY	0- 2	0- 1	2- 6				
1- 0	0- 0	0- 0	NEUTRAL	0- 0	0- 0	1- 0				
3- 8	0- 1	0- 0	NON-CONFERENCE	0- 1	0- 1	3- 5				
2- 4	0- 1	0- 0	HOME	0- 0	0- 0	2- 3				
0- 4	0- 0	0- 0	AWAY	0- 1	0- 1	0- 2				
1- 0	0- 0	0- 0	NEUTRAL	0- 0	0- 0	1- 0				
5- 8	0- 0	0- 1	CONFERENCE	0- 1	0- 0	5- 6				
3- 3	0- 0	0- 1	HOME	0- 0	0- 0	3- 2				
2- 5	0- 0	0- 0	AWAY	0- 1	0- 0	2- 4				
0- 0	0- 0	0- 0	NEUTRAL	0- 0	0- 0	0- 0				

RPI 1-25				RPI 26-50				RPI 51-100				RPI 101+ Team's RPI: 308			
RPI	S	Opponent	Score	RPI	S	Opponent	Score	RPI	S	Opponent	Score	RPI	S	Opponent	Score
3	H	Maryland	41 114	48	H	Troy	57 71	73	A	Georgia Tech	28 69	148	A	UNC Greensboro	49 64
								82	A	Coastal Caro.	45 87	156	H	Toledo	48 74
												203	A	Louisiana	61 53
												203	H	Louisiana	65 75
												211	A	Little Rock	46 66
												211	H	Little Rock	58 43
												213	A	Furman	55 62
												217	A	UTEP	68 71
												238	H	South Alabama	64 81
												240	A	Appalachian St.	37 65
												260	A	Arkansas St.	68 70
												260	H	Arkansas St.	67 56
												261	H	Alabama A&M	52 67
												296	H	FIU	63 70
												301	A	Ga. Southern	56 81
												316	N	New Mexico St.	59 51
												335	H	SIUE	74 73
												349	H	South Carolina St.	77 52
												350	A	La.-Monroe	52 43
												350	H	La.-Monroe	68 52
LAST 10 Division I															
350	A	La.-Monroe	52 43	240	A	Appalachian St.	37 65								
203	A	Louisiana	61 53	301	A	Ga. Southern	56 81								
211	H	Little Rock	58 43	48	H	Troy	57 71								
260	H	Arkansas St.	67 56	238	H	South Alabama	64 81								
82	A	Coastal Caro.	45 87	211	A	Little Rock	46 66								

Non-Div I Games:

Georgia St.

■ Loss,
 ■ Non-Conf,
 ■ S Site,
 ■ H Home
 ■ A Away
 N Neutral

Average RPI Win:	152	WON-LOST	WINNING	LAST 10	STRENGTH OF	OPP. STRENGTH	TEAM	ADJ.	CONF.	ADJ CONF.
Average RPI Loss:	68	RECORD	PCT. RANK	GAMES	SCHEDULE	OF SCHEDULE	RPI	RPI	RPI	RPI
DIV. I ONLY	17- 9	75	4-6	106	34	73	73	5	5	
DIV. I NON-CONF.	9- 2	37	0	166	72	54	54	4	4	
TOTALS	RPI 1-25	RPI 26-50	W-L RECORDS	RPI 51-100	RPI 101-150	RPI 150+				
17- 9	2- 1	0- 3	OVERALL	6- 2	2- 3	7- 0				
9- 3	0- 0	0- 0	HOME	2- 1	2- 2	5- 0				
6- 4	2- 0	0- 2	AWAY	2- 1	0- 1	2- 0				
2- 2	0- 1	0- 1	NEUTRAL	2- 0	0- 0	0- 0				
9- 2	0- 1	0- 1	NON-CONFERENCE	3- 0	1- 0	5- 0				
5- 0	0- 0	0- 0	HOME	0- 0	1- 0	4- 0				
2- 0	0- 0	0- 0	AWAY	1- 0	0- 0	1- 0				
2- 2	0- 1	0- 1	NEUTRAL	2- 0	0- 0	0- 0				
8- 7	2- 0	0- 2	CONFERENCE	3- 2	1- 3	2- 0				
4- 3	0- 0	0- 0	HOME	2- 1	1- 2	1- 0				
4- 4	2- 0	0- 2	AWAY	1- 1	0- 1	1- 0				
0- 0	0- 0	0- 0	NEUTRAL	0- 0	0- 0	0- 0				

RPI 1-25				RPI 26-50				RPI 51-100 Team's RPI: 73				RPI 101+			
RPI	S	Opponent	Score	RPI	S	Opponent	Score	RPI	S	Opponent	Score	RPI	S	Opponent	Score
14	N	Texas A&M	48 60	30	A	Virginia Tech	61 64	51	H	Virginia	61 51	103	H	North Carolina	60 67
21	A	NC State	65 61	31	A	Duke	46 58	66	N	Seton Hall	79 54	110	H	Notre Dame	51 59
25	A	Florida St.	67 52	47	N	Rutgers	43 46	69	H	Boston College	48 55	121	A	Wake Forest	60 65
								79	A	Georgia	73 40	121	H	Wake Forest	62 52
								83	N	Rice	54 52	137	H	Wisconsin	60 41
								84	A	Syracuse	82 64	167	H	Houston	69 38
								89	A	Miami (FL)	49 54	216	A	Kennesaw St.	63 47
								89	H	Miami (FL)	61 54	219	H	Clemson	49 47
												284	H	ETSU	87 48
												290	A	Pittsburgh	77 48
												308	H	Georgia St.	69 28
												344	H	Grambling	89 42
LAST 10 Division I															
21	A	NC State	65 61	89	A	Miami (FL)	49 54								
30	A	Virginia Tech	61 64	31	A	Duke	46 58								
121	H	Wake Forest	62 52	103	H	North Carolina	60 67								
290	A	Pittsburgh	77 48	69	H	Boston College	48 55								
110	H	Notre Dame	51 59	84	A	Syracuse	82 64								

Non-Div I Games:

Georgia Tech

■ Loss,
■ Non-Conf,
■ S Site,
■ H Home
■ A Away
N Neutral

Gonzaga

Through Games Of Feb. 17, 2020

Average RPI Win: 140	WON-LOST	WINNING	LAST 10	STRENGTH OF	OPP. STRENGTH	TEAM	ADJ.	CONF.	ADJ CONF.
Average RPI Loss: 82	RECORD	PCT. RANK	GAMES	SCHEDULE	OF SCHEDULE	RPI	RPI	RPI	RPI
DIV. I ONLY	25- 2	5	9-1	59	78	13	13	11	11
DIV. I NON-CONF.	11- 1	13	0	15	22	2	2	11	11
TOTALS	RPI 1-25	RPI 26-50	W-L RECORDS	RPI 51-100	RPI 101-150	RPI 150+			
25- 2	1- 1	2- 0	OVERALL	6- 0	6- 0	10- 1			
14- 0	1- 0	0- 0	HOME	2- 0	4- 0	7- 0			
8- 2	0- 1	0- 0	AWAY	3- 0	2- 0	3- 1			
3- 0	0- 0	2- 0	NEUTRAL	1- 0	0- 0	0- 0			
11- 1	1- 1	2- 0	NON-CONFERENCE	4- 0	1- 0	3- 0			
5- 0	1- 0	0- 0	HOME	1- 0	1- 0	2- 0			
3- 1	0- 1	0- 0	AWAY	2- 0	0- 0	1- 0			
3- 0	0- 0	2- 0	NEUTRAL	1- 0	0- 0	0- 0			
14- 1	0- 0	0- 0	CONFERENCE	2- 0	5- 0	7- 1			
9- 0	0- 0	0- 0	HOME	1- 0	3- 0	5- 0			
5- 1	0- 0	0- 0	AWAY	1- 0	2- 0	2- 1			
0- 0	0- 0	0- 0	NEUTRAL	0- 0	0- 0	0- 0			

RPI	S	Opponent	Score	RPI	S	Opponent	Score	RPI	S	Opponent	Score	RPI	S	Opponent	Score
4	H	Missouri St.	64 52	34	N	Purdue	63 50	52	N	Middle Tenn.	62 50	108	A	San Diego	57 42
9	A	Stanford	70 76	50	N	Dayton	76 65	62	H	UT Martin	78 55	108	H	San Diego	57 46
								68	A	BYU	55 43	116	A	Pacific	83 65
								68	H	BYU	59 44	116	H	Pacific	68 67
								88	A	Montana St.	70 55	138	H	Texas Southern	80 45
								99	A	Washington St.	76 53	144	H	Portland	62 57
												155	A	Saint Mary's (CA)	60 70
												155	H	Saint Mary's (CA)	74 49
												190	H	Pepperdine	70 36
												195	A	Wyoming	65 54
												204	A	Santa Clara	67 52
												204	H	Santa Clara	53 46
												226	H	CSU Bakersfield	92 48
												236	A	San Francisco	69 46
												236	H	San Francisco	56 38
												291	H	LMU (CA)	78 52
												306	H	Eastern Wash.	84 44
LAST 10 Division I															
204	H	Santa Clara	53 46	108	H	San Diego	57 46								
236	H	San Francisco	56 38	291	H	LMU (CA)	78 52								
155	A	Saint Mary's (CA)	60 70	190	H	Pepperdine	70 36								
116	A	Pacific	83 65	236	A	San Francisco	69 46								
68	H	BYU	59 44	204	A	Santa Clara	67 52								

Non-Div I Games:

Gonzaga

■ Loss,
 ■ Non-Conf, S Site,
 ■ Home
 ■ Away
 N Neutral

Grambling

Through Games Of Feb. 17, 2020

Average RPI Win: 294	WON-LOST	WINNING	LAST 10	STRENGTH OF	OPP. STRENGTH	TEAM	ADJ.	CONF.	ADJ CONF.
Average RPI Loss: 207	RECORD	PCT. RANK	GAMES	SCHEDULE	OF SCHEDULE	RPI	RPI	RPI	RPI
DIV. I ONLY	2- 21	343	1-9	277	333	344	344	32	32
DIV. I NON-CONF.	0- 10	338	0	90	183	313	313	31	31
TOTALS	RPI 1-25	RPI 26-50	W-L RECORDS	RPI 51-100	RPI 101-150	RPI 150+			
2- 21	0- 2	0- 0	OVERALL	0- 1	0- 6	2- 12			
2- 6	0- 0	0- 0	HOME	0- 0	0- 3	2- 3			
0- 14	0- 2	0- 0	AWAY	0- 1	0- 3	0- 8			
0- 1	0- 0	0- 0	NEUTRAL	0- 0	0- 0	0- 1			
0- 10	0- 2	0- 0	NON-CONFERENCE	0- 1	0- 3	0- 4			
0- 2	0- 0	0- 0	HOME	0- 0	0- 2	0- 0			
0- 7	0- 2	0- 0	AWAY	0- 1	0- 1	0- 3			
0- 1	0- 0	0- 0	NEUTRAL	0- 0	0- 0	0- 1			
2- 11	0- 0	0- 0	CONFERENCE	0- 0	0- 3	2- 8			
2- 4	0- 0	0- 0	HOME	0- 0	0- 1	2- 3			
0- 7	0- 0	0- 0	AWAY	0- 0	0- 2	0- 5			
0- 0	0- 0	0- 0	NEUTRAL	0- 0	0- 0	0- 0			

RPI 1-25				RPI 26-50				RPI 51-100				RPI 101+ Team's RPI: 344			
RPI	S	Opponent	Score	RPI	S	Opponent	Score	RPI	S	Opponent	Score	RPI	S	Opponent	Score
5	A	Baylor	46 120					73	A	Georgia Tech	42 89	107	H	UT Arlington	54 88
22	A	Kentucky	35 81									135	H	Florida	65 72
												138	A	Texas Southern	62 85
												138	H	Texas Southern	85 89
												142	A	Jackson St.	46 61
												146	A	Wichita St.	65 77
												168	N	Binghamton	67 88
												242	A	Louisiana Tech	66 70
												247	A	Southern U.	57 81
												247	H	Southern U.	51 70
												261	H	Alabama A&M	69 59
												282	A	Prairie View	58 65
												282	H	Prairie View	54 67
												296	A	FIU	55 56
												326	H	Alabama St.	59 73
												327	A	Alcorn	54 80
												327	H	Alcorn	70 59
												337	A	Northwestern St.	61 65
												339	A	Ark.-Pine Bluff	79 84
												351	A	Mississippi Val.	57 68
LAST 10 Division I															
138	A	Texas Southern	62 85	339	A	Ark.-Pine Bluff	79 84								
282	A	Prairie View	58 65	142	A	Jackson St.	46 61								
327	H	Alcorn	70 59	138	H	Texas Southern	85 89								
247	H	Southern U.	51 70	282	H	Prairie View	54 67								
351	A	Mississippi Val.	57 68	327	A	Alcorn	54 80								

Non-Div I Games: Centenary (LA) 106 42

Grambling

■ Loss,
 ■ Non-Conf,
 ■ S Site,
 ■ H Home
 ■ A Away
 N Neutral

Grand Canyon

Through Games Of Feb. 17, 2020

Average RPI Win:	284	WON-LOST	WINNING	LAST 10	STRENGTH OF	OPP. STRENGTH	TEAM	ADJ.	CONF.	ADJ CONF.
Average RPI Loss:	196	RECORD	PCT. RANK	GAMES	SCHEDULE	OF SCHEDULE	RPI	RPI	RPI	RPI
DIV. I ONLY	12- 8	110	9-1	301	340	218	218	31	31	
DIV. I NON-CONF.	3- 6	235	0	182	297	275	275	32	32	
TOTALS	RPI 1-25	RPI 26-50	W-L RECORDS	RPI 51-100	RPI 101-150	RPI 150+				
12- 8	0- 0	0- 0	OVERALL	0- 0	0- 2	12- 6				
7- 4	0- 0	0- 0	HOME	0- 0	0- 0	7- 4				
5- 4	0- 0	0- 0	AWAY	0- 0	0- 2	5- 2				
0- 0	0- 0	0- 0	NEUTRAL	0- 0	0- 0	0- 0				
3- 6	0- 0	0- 0	NON-CONFERENCE	0- 0	0- 2	3- 4				
3- 2	0- 0	0- 0	HOME	0- 0	0- 0	3- 2				
0- 4	0- 0	0- 0	AWAY	0- 0	0- 2	0- 2				
0- 0	0- 0	0- 0	NEUTRAL	0- 0	0- 0	0- 0				
9- 2	0- 0	0- 0	CONFERENCE	0- 0	0- 0	9- 2				
4- 2	0- 0	0- 0	HOME	0- 0	0- 0	4- 2				
5- 0	0- 0	0- 0	AWAY	0- 0	0- 0	5- 0				
0- 0	0- 0	0- 0	NEUTRAL	0- 0	0- 0	0- 0				

RPI 1-25				RPI 26-50				RPI 51-100				RPI 101+				Team's RPI: 218	
RPI	S	Opponent	Score	RPI	S	Opponent	Score	RPI	S	Opponent	Score	RPI	S	Opponent	Score		
												134	A	California	53	72	
												144	A	Portland	41	73	
												173	A	Montana	67	72	
												187	H	Southern Utah	69	65	
												198	H	UNLV	53	51	
												215	H	North Dakota	76	78	
												220	A	Portland St.	46	69	
												222	A	UMKC	62	56	
												222	H	UMKC	53	74	
												226	H	CSU Bakersfield	54	59	
												231	H	Cal St. Fullerton	70	80	
												267	H	UC Santa Barbara	58	57	
												287	A	California Baptist	62	58	
												287	H	California Baptist	72	66	
												307	A	Seattle U	56	48	
												316	H	New Mexico St.	60	49	
												317	H	UTRGV	62	60	
												325	A	Utah Valley	66	59	
												348	A	Chicago St.	68	57	
												348	H	Chicago St.	69	49	
LAST 10 Division I																	
				348	A	Chicago St.	68 57	325	A	Utah Valley	66 59						
				222	A	UMKC	62 56	307	A	Seattle U	56 48						
				287	H	California Baptist	72 66	222	H	UMKC	53 74						
				316	H	New Mexico St.	60 49	348	H	Chicago St.	69 49						
				317	H	UTRGV	62 60	287	A	California Baptist	62 58						

Non-Div I Games: Benedictine Mesa 72 53 Whittier 77 41

Grand Canyon

Loss, Non-Conf, S Site, H Home A Away N Neutral

Average RPI Win: 226	WON-LOST	WINNING	LAST 10	STRENGTH OF	OPP. STRENGTH	TEAM	ADJ.	CONF.	ADJ CONF.
Average RPI Loss: 116	RECORD	PCT. RANK	GAMES	SCHEDULE	OF SCHEDULE	RPI	RPI	RPI	RPI
DIV. I ONLY	14- 12	163	7-3	125	185	139	139	22	22
DIV. I NON-CONF.	5- 7	205	0	29	35	105	105	20	20
TOTALS	RPI 1-25	RPI 26-50	W-L RECORDS	RPI 51-100	RPI 101-150	RPI 150+			
14- 12	1- 2	0- 2	OVERALL	1- 3	1- 0	11- 5			
6- 6	0- 1	0- 2	HOME	0- 2	1- 0	5- 1			
6- 5	1- 0	0- 0	AWAY	0- 1	0- 0	5- 4			
2- 1	0- 1	0- 0	NEUTRAL	1- 0	0- 0	1- 0			
5- 7	1- 2	0- 2	NON-CONFERENCE	1- 2	1- 0	2- 1			
1- 4	0- 1	0- 2	HOME	0- 1	1- 0	0- 0			
2- 2	1- 0	0- 0	AWAY	0- 1	0- 0	1- 1			
2- 1	0- 1	0- 0	NEUTRAL	1- 0	0- 0	1- 0			
9- 5	0- 0	0- 0	CONFERENCE	0- 1	0- 0	9- 4			
5- 2	0- 0	0- 0	HOME	0- 1	0- 0	5- 1			
4- 3	0- 0	0- 0	AWAY	0- 0	0- 0	4- 3			
0- 0	0- 0	0- 0	NEUTRAL	0- 0	0- 0	0- 0			

RPI 1-25			RPI 26-50			RPI 51-100			RPI 101+ Team's RPI: 139		
RPI	S	Opponent	Score	RPI	S	Opponent	Score	RPI	S	Opponent	Score
11	N	Mississippi St.	58 83	33	H	Marquette	47 60	53	H	IUPUI	42 54
17	A	Central Mich.	111 105	39	H	South Dakota	60 66	64	A	Marist	60 72
20	H	DePaul	65 76					84	N	Syracuse	79 73
								86	H	South Dakota St.	55 60
LAST 10 Division I											
289	H	Oakland	76 51	202	A	Cleveland St.	74 54	140	H	Missouri	72 64
333	H	Detroit Mercy	72 45	233	A	Youngstown St.	70 63	163	A	Wright St.	68 59
239	A	Milwaukee	60 65	342	H	UIC	73 36	163	H	Wright St.	58 70
186	A	Northern Ky.	43 63	53	H	IUPUI	42 54	186	A	Northern Ky.	43 63
163	A	Wright St.	68 59	333	A	Detroit Mercy	65 48	186	H	Northern Ky.	65 44
								202	A	Cleveland St.	74 54
								206	A	Maine	60 61
								233	A	Youngstown St.	70 63
								239	A	Milwaukee	60 65
								239	H	Milwaukee	61 48
								254	N	Bowling Green	73 54
								289	A	Oakland	88 93
								289	H	Oakland	76 51
								333	A	Detroit Mercy	65 48
								333	H	Detroit Mercy	72 45
								342	H	UIC	73 36
								348	A	Chicago St.	102 46

Non-Div I Games:

Green Bay

■ Loss,
■ Non-Conf,
■ S Site,
■ H Home
■ A Away
N Neutral

[illegible]

■ Loss, ■ Non-Conf, S Site, H Home A Away N Neutral

Hartford

Through Games Of Feb. 17, 2020

Average RPI Win:	0	WON-LOST	WINNING	LAST 10	STRENGTH OF	OPP. STRENGTH	TEAM	ADJ.	CONF.	ADJ CONF.
Average RPI Loss:	205	RECORD	PCT. RANK	GAMES	SCHEDULE	OF SCHEDULE	RPI	RPI	RPI	RPI
DIV. I ONLY	0- 26	351	0-10	262	282	346	346	27	27	
DIV. I NON-CONF.	0- 13	338	0	209	217	338	338	27	27	
TOTALS	RPI 1-25	RPI 26-50	W-L RECORDS	RPI 51-100	RPI 101-150	RPI 150+				
0- 26	0- 1	0- 0	OVERALL	0- 4	0- 4	0- 17				
0- 11	0- 0	0- 0	HOME	0- 0	0- 1	0- 10				
0- 15	0- 1	0- 0	AWAY	0- 4	0- 3	0- 7				
0- 0	0- 0	0- 0	NEUTRAL	0- 0	0- 0	0- 0				
0- 13	0- 1	0- 0	NON-CONFERENCE	0- 3	0- 4	0- 5				
0- 6	0- 0	0- 0	HOME	0- 0	0- 1	0- 5				
0- 7	0- 1	0- 0	AWAY	0- 3	0- 3	0- 0				
0- 0	0- 0	0- 0	NEUTRAL	0- 0	0- 0	0- 0				
0- 13	0- 0	0- 0	CONFERENCE	0- 1	0- 0	0- 12				
0- 5	0- 0	0- 0	HOME	0- 0	0- 0	0- 5				
0- 8	0- 0	0- 0	AWAY	0- 1	0- 0	0- 7				
0- 0	0- 0	0- 0	NEUTRAL	0- 0	0- 0	0- 0				

RPI	S	Opponent	Score	RPI	S	Opponent	Score	RPI	S	Opponent	Score	RPI	S	Opponent	Score	Team's RPI: 346
16	A	Princeton	42 73					61	A	Penn	46 74	126	A	Northeastern	47 60	
								63	A	Stony Brook	55 66	131	A	William & Mary	44 61	
								92	A	Michigan St.	34 79	141	H	Providence	57 75	
								96	A	Harvard	44 53	149	A	Massachusetts	48 74	
												168	A	Binghamton	44 80	
												169	H	Rhode Island	56 68	
												184	H	Quinnipiac	50 87	
												206	A	Maine	73 87	
												206	H	Maine	52 69	
												230	A	UMass Lowell	56 64	
												230	H	UMass Lowell	63 68	
												263	A	New Hampshire	71 72	
												295	A	Vermont	51 62	
												295	H	Vermont	53 63	
												297	A	UMBC	54 61	
												297	H	UMBC	47 56	
												314	A	Albany (NY)	40 63	
												314	H	Albany (NY)	63 68	
												319	H	Hofstra	41 43	
												332	H	NJIT	52 61	
												347	H	Central Conn. St.	54 61	
LAST 10 Division I																
230	A	UMass Lowell	56 64	168	A	Binghamton	44 80									
314	A	Albany (NY)	40 63	314	H	Albany (NY)	63 68									
295	A	Vermont	51 62	297	A	UMBC	54 61									
297	H	UMBC	47 56	295	H	Vermont	53 63									
206	H	Maine	52 69	63	A	Stony Brook	55 66									

Non-Div I Games:









































Hartford

■ Loss,
 ■ Non-Conf,
 ■ S Site,
 ■ Home
 ■ A Away
 N Neutral

Harvard





Through Games Of Feb. 17, 2020

Average RPI Win: 178	WON-LOST	WINNING	LAST 10	STRENGTH OF	OPP. STRENGTH	TEAM	ADJ.	CONF.	ADJ CONF.
Average RPI Loss: 131	RECORD	PCT. RANK	GAMES	SCHEDULE	OF SCHEDULE	RPI	RPI	RPI	RPI
DIV. I ONLY	14- 7	69	7-3	178	100	96	96	7	7
DIV. I NON-CONF.	9- 4	84	2-0	277	114	124	124	8	8
TOTALS	RPI 1-25	RPI 26-50	W-L RECORDS	RPI 51-100	RPI 101-150	RPI 150+			
14- 7	0- 1	0- 1	OVERALL	2- 0	2- 2	10- 3			
8- 2	0- 1	0- 0	HOME	2- 0	1- 1	5- 0			
6- 4	0- 0	0- 1	AWAY	0- 0	1- 1	5- 2			
0- 1	0- 0	0- 0	NEUTRAL	0- 0	0- 0	0- 1			
9- 4	0- 0	0- 1	NON-CONFERENCE	0- 0	2- 1	7- 2			
4- 1	0- 0	0- 0	HOME	0- 0	1- 1	3- 0			
5- 2	0- 0	0- 1	AWAY	0- 0	1- 0	4- 1			
0- 1	0- 0	0- 0	NEUTRAL	0- 0	0- 0	0- 1			
5- 3	0- 1	0- 0	CONFERENCE	2- 0	0- 1	3- 1			
4- 1	0- 1	0- 0	HOME	2- 0	0- 0	2- 0			
1- 2	0- 0	0- 0	AWAY	0- 0	0- 1	1- 1			
0- 0	0- 0	0- 0	NEUTRAL	0- 0	0- 0	0- 0			

RPI 1-25	RPI 26-50	RPI 51-100	Team's RPI: 96	RPI 101+
RPI S Opponent Score	RPI S Opponent Score	RPI S Opponent Score		RPI S Opponent Score
16  Princeton 46  60	47  Rutgers 46  74	54  Yale 66 57		126  Northeastern 44  46
		61  Penn 58 51		132  Boston U. 66 39
				134  California 56 53
				145  Columbia 64  89
				166  Cornell 73 58
				169  Rhode Island 61 58
				172  Dartmouth 62  63
				172  Dartmouth 64 49
				179  Northern Ill. 59 53
				182  La Salle 69  75
				184  Quinnipiac 77 68
				193  Fla. Atlantic 65 51
				206  Maine 69 40
				214  Brown 68 53
				229 N Saint Joseph's 39  63
				275  Siena 68 51
				346  Hartford 53 44
LAST 10 Division I				
145  Columbia 64  89	61  Penn 58 51			
166  Cornell 73 58	172  Dartmouth 64 49			
214  Brown 68 53	172  Dartmouth 62  63			
54  Yale 66 57	169  Rhode Island 61 58			
16  Princeton 46  60	193  Fla. Atlantic 65 51			

Non-Div I Games:

Harvard

 Loss,  Non-Conf, S Site,  Home  Away N Neutral

Average RPI Win: 244	WON-LOST	WINNING	LAST 10	STRENGTH OF	OPP. STRENGTH	TEAM	ADJ.	CONF.	ADJ CONF.
Average RPI Loss: 163	RECORD	PCT. RANK	GAMES	SCHEDULE	OF SCHEDULE	RPI	RPI	RPI	RPI
DIV. I ONLY	13- 10	132	8-2	239	213	177	177	28	28
DIV. I NON-CONF.	5- 7	205	0	130	69	187	187	26	26
TOTALS	RPI 1-25	RPI 26-50	W-L RECORDS	RPI 51-100	RPI 101-150	RPI 150+			
13- 10	0- 2	1- 0	OVERALL	0- 1	1- 2	11- 5			
8- 4	0- 1	1- 0	HOME	0- 1	0- 1	7- 1			
5- 6	0- 1	0- 0	AWAY	0- 0	1- 1	4- 4			
0- 0	0- 0	0- 0	NEUTRAL	0- 0	0- 0	0- 0			
5- 7	0- 2	1- 0	NON-CONFERENCE	0- 1	1- 2	3- 2			
3- 4	0- 1	1- 0	HOME	0- 1	0- 1	2- 1			
2- 3	0- 1	0- 0	AWAY	0- 0	1- 1	1- 1			
0- 0	0- 0	0- 0	NEUTRAL	0- 0	0- 0	0- 0			
8- 3	0- 0	0- 0	CONFERENCE	0- 0	0- 0	8- 3			
5- 0	0- 0	0- 0	HOME	0- 0	0- 0	5- 0			
3- 3	0- 0	0- 0	AWAY	0- 0	0- 0	3- 3			
0- 0	0- 0	0- 0	NEUTRAL	0- 0	0- 0	0- 0			

RPI 1-25				RPI 26-50				RPI 51-100				RPI 101+ Team's RPI: 177			
RPI	S	Opponent	Score	RPI	S	Opponent	Score	RPI	S	Opponent	Score	RPI	S	Opponent	Score
15	A	Oregon St.	32 64	41	H	Texas	73 60	61	H	Penn	55 70	118	A	Idaho	52 67
21	H	NC State	59 68									136	A	Washington	62 50
												138	H	Texas Southern	57 74
												159	A	UC Davis	49 62
												190	A	Pepperdine	52 51
												231	H	Cal St. Fullerton	79 72
												243	H	San Diego St.	61 58
												252	H	North Texas	60 66
												267	A	UC Santa Barbara	63 51
												276	A	Long Beach St.	55 62
												276	H	Long Beach St.	68 44
												283	A	UC Riverside	65 59
												283	H	UC Riverside	80 57
												291	A	LMU (CA)	51 65
												298	A	CSUN	54 58
												298	H	CSUN	70 66
												302	H	UTSA	62 50
												304	H	UC Irvine	94 70
												313	A	Cal Poly	59 46
LAST 10 Division I															
298	H	CSUN	70 66	283	A	UC Riverside	65 59								
267	A	UC Santa Barbara	63 51	276	A	Long Beach St.	55 62								
313	A	Cal Poly	59 46	231	H	Cal St. Fullerton	79 72								
276	H	Long Beach St.	68 44	283	H	UC Riverside	80 57								
304	H	UC Irvine	94 70	159	A	UC Davis	49 62								

Non-Div I Games: Hope Int'l 86 49

Hawaii

Average RPI Win:	266	WON-LOST	WINNING	LAST 10	STRENGTH OF	OPP. STRENGTH	TEAM	ADJ.	CONF.	ADJ CONF.
Average RPI Loss:	167	RECORD	PCT. RANK	GAMES	SCHEDULE	OF SCHEDULE	RPI	RPI	RPI	RPI
DIV. I ONLY	11- 13	200	7-3	203	320	209	209	25	25	
DIV. I NON-CONF.	2- 7	288	0	186	241	273	273	28	28	
TOTALS	RPI 1-25	RPI 26-50	W-L RECORDS	RPI 51-100	RPI 101-150	RPI 150+				
11- 13	0- 0	0- 1	OVERALL	0- 1	2- 4	9- 7				
6- 4	0- 0	0- 0	HOME	0- 0	1- 2	5- 2				
5- 9	0- 0	0- 1	AWAY	0- 1	1- 2	4- 5				
0- 0	0- 0	0- 0	NEUTRAL	0- 0	0- 0	0- 0				
2- 7	0- 0	0- 1	NON-CONFERENCE	0- 1	0- 2	2- 3				
1- 2	0- 0	0- 0	HOME	0- 0	0- 1	1- 1				
1- 5	0- 0	0- 1	AWAY	0- 1	0- 1	1- 2				
0- 0	0- 0	0- 0	NEUTRAL	0- 0	0- 0	0- 0				
9- 6	0- 0	0- 0	CONFERENCE	0- 0	2- 2	7- 4				
5- 2	0- 0	0- 0	HOME	0- 0	1- 1	4- 1				
4- 4	0- 0	0- 0	AWAY	0- 0	1- 1	3- 3				
0- 0	0- 0	0- 0	NEUTRAL	0- 0	0- 0	0- 0				

RPI S	Opponent	Score	RPI S	Opponent	Score	RPI S	Opponent	Score	RPI S	Opponent	Score	Team's RPI: 209
31	A Duke	57 93	93	A Butler	52 74	109	H Davidson	63 73	123	A Campbell	36 73	
						123	H Campbell	66 68	143	A Hampton	81 77	
						143	H Hampton	74 59	148	A UNC Greensboro	70 82	
						192	A Norfolk St.	58 72	200	A Gardner-Webb	57 70	
						200	H Gardner-Webb	46 62	201	H Radford	68 58	
						205	A American	48 56	227	A UNC Asheville	60 76	
						257	H Col. of Charleston	70 79	262	A Winthrop	63 69	
						262	H Winthrop	94 61	268	A Longwood	76 69	
						284	H ETSU	80 62	311	A N.C. Central	78 58	
						312	H Presbyterian	60 55	331	A USC Upstate	81 45	
						331	H USC Upstate	85 46	345	A Charleston So.	84 70	
LAST 10 Division I												
200	H Gardner-Webb	46 62	200	A Gardner-Webb	57 70							
123	H Campbell	66 68	143	A Hampton	81 77							
331	A USC Upstate	81 45	312	H Presbyterian	60 55							
143	H Hampton	74 59	268	A Longwood	76 69							
262	H Winthrop	94 61	345	A Charleston So.	84 70							

Non-Div I Games:

High Point

■ Loss,
 ■ Non-Conf,
 ■ S Site,
 ■ Home
 ■ A Away
 N Neutral

Hofstra

Through Games Of Feb. 17, 2020

Average RPI Win: 238	WON-LOST	WINNING	LAST 10	STRENGTH OF	OPP. STRENGTH	TEAM	ADJ.	CONF.	ADJ CONF.
Average RPI Loss: 174	RECORD	PCT. RANK	GAMES	SCHEDULE	OF SCHEDULE	RPI	RPI	RPI	RPI
DIV. I ONLY	3- 21	333	0-10	159	291	319	319	14	14
DIV. I NON-CONF.	3- 8	268	0	214	350	309	309	13	13
TOTALS	RPI 1-25	RPI 26-50	W-L RECORDS	RPI 51-100	RPI 101-150	RPI 150+			
3- 21	0- 0	0- 3	OVERALL	0- 1	1- 3	2- 14			
2- 9	0- 0	0- 1	HOME	0- 1	1- 1	1- 6			
1- 10	0- 0	0- 2	AWAY	0- 0	0- 2	1- 6			
0- 2	0- 0	0- 0	NEUTRAL	0- 0	0- 0	0- 2			
3- 8	0- 0	0- 0	NON-CONFERENCE	0- 1	1- 0	2- 7			
2- 3	0- 0	0- 0	HOME	0- 1	1- 0	1- 2			
1- 3	0- 0	0- 0	AWAY	0- 0	0- 0	1- 3			
0- 2	0- 0	0- 0	NEUTRAL	0- 0	0- 0	0- 2			
0- 13	0- 0	0- 3	CONFERENCE	0- 0	0- 3	0- 7			
0- 6	0- 0	0- 1	HOME	0- 0	0- 1	0- 4			
0- 7	0- 0	0- 2	AWAY	0- 0	0- 2	0- 3			
0- 0	0- 0	0- 0	NEUTRAL	0- 0	0- 0	0- 0			

RPI S	Opponent	Score	RPI S	Opponent	Score	RPI S	Opponent	Score	RPI S	Opponent	Score	Team's RPI: 319
			42 A James Madison	50 92		63 H Stony Brook	38 81		123 H Campbell	58 55		
			49 A Drexel	54 74					126 A Northeastern	51 74		
			49 H Drexel	32 45					131 A William & Mary	42 71		
									131 H William & Mary	53 66		
									160 A Elon	50 67		
									160 H Elon	56 69		
									164 N Samford	45 65		
									167 N Houston	44 54		
									171 A Towson	71 84		
									189 A Delaware	59 80		
									189 H Delaware	67 77		
									202 H Cleveland St.	51 61		
									234 A Fairfield	64 73		
									246 H Morgan St.	51 39		
									250 H Howard	64 73		
									257 H Col. of Charleston	60 63		
									270 H UNCW	59 62		
									309 A Sacred Heart	44 71		
									338 A LIU Brooklyn	46 85		
									346 A Hartford	43 41		
LAST 10 Division I												
			131 A William & Mary	42 71		270 H UNCW	59 62					
			160 A Elon	50 67		171 A Towson	71 84					
			189 H Delaware	67 77		42 A James Madison	50 92					
			49 H Drexel	32 45		160 H Elon	56 69					
			257 H Col. of Charleston	60 63		131 H William & Mary	53 66					

Non-Div I Games:

Hofstra

Loss, Non-Conf, S Site, H Home A Away N Neutral

Holy Cross

Through Games Of Feb. 17, 2020

Average RPI Win:	215	WON-LOST	WINNING	LAST 10	STRENGTH OF	OPP. STRENGTH	TEAM	ADJ.	CONF.	ADJ CONF.
Average RPI Loss:	151	RECORD	PCT. RANK	GAMES	SCHEDULE	OF SCHEDULE	RPI	RPI	RPI	RPI
DIV. I ONLY	15- 9	93	5-5	199	190	114	114	15	15	
DIV. I NON-CONF.	7- 4	100	0	251	238	110	110	16	16	
TOTALS	RPI 1-25	RPI 26-50	W-L RECORDS	RPI 51-100	RPI 101-150	RPI 150+				
15- 9	0- 0	0- 0	OVERALL	1- 1	2- 5	12- 3				
8- 2	0- 0	0- 0	HOME	1- 1	1- 1	6- 0				
7- 7	0- 0	0- 0	AWAY	0- 0	1- 4	6- 3				
0- 0	0- 0	0- 0	NEUTRAL	0- 0	0- 0	0- 0				
7- 4	0- 0	0- 0	NON-CONFERENCE	1- 0	0- 2	6- 2				
4- 0	0- 0	0- 0	HOME	1- 0	0- 0	3- 0				
3- 4	0- 0	0- 0	AWAY	0- 0	0- 2	3- 2				
0- 0	0- 0	0- 0	NEUTRAL	0- 0	0- 0	0- 0				
8- 5	0- 0	0- 0	CONFERENCE	0- 1	2- 3	6- 1				
4- 2	0- 0	0- 0	HOME	0- 1	1- 1	3- 0				
4- 3	0- 0	0- 0	AWAY	0- 0	1- 2	3- 1				
0- 0	0- 0	0- 0	NEUTRAL	0- 0	0- 0	0- 0				

RPI 1-25			RPI 26-50			RPI 51-100			RPI 101+			Team's RPI: 114		
RPI	S	Opponent	Score	RPI	S	Opponent	Score	RPI	S	Opponent	Score			
								69	H	Boston College	80	71		
								74	H	Bucknell	40	51		
										102	A	Colgate	60	71
										119	A	North Florida	60	80
										129	A	Lehigh	74	57
										129	H	Lehigh	65	62
										132	A	Boston U.	70	76
										132	H	Boston U.	51	62
										149	A	Massachusetts	72	75
										169	A	Rhode Island	58	73
										181	A	Illinois	75	78
										183	H	Merrimack	68	42
										185	A	Lafayette	57	49
										185	H	Lafayette	57	56
										205	H	American	72	59
										212	A	Stetson	75	63
										214	A	Brown	83	71
										245	A	Loyola Maryland	64	56
										263	H	New Hampshire	82	61
										294	A	Navy	58	49
										294	H	Navy	57	43
										300	A	Army West Point	48	61
										309	A	Sacred Heart	65	52
										315	H	Bryant	87	75
LAST 10 Division I														
				185	A	Lafayette	57	49		132	A	Boston U.	70	76
				129	H	Lehigh	65	62		129	A	Lehigh	74	57
				132	H	Boston U.	51	62		205	H	American	72	59
				102	A	Colgate	60	71		300	A	Army West Point	48	61
				294	H	Navy	57	43		74	H	Bucknell	40	51

Non-Div I Games:

Holy Cross

■ Loss,
 ■ Non-Conf,
 ■ S Site,
 ■ H Home
 ■ A Away
 N Neutral

Average RPI Win:	221	WON-LOST	WINNING	LAST 10	STRENGTH OF	OPP. STRENGTH	TEAM	ADJ.	CONF.	ADJ CONF.
Average RPI Loss:	95	RECORD	PCT. RANK	GAMES	SCHEDULE	OF SCHEDULE	RPI	RPI	RPI	RPI
DIV. I ONLY	12- 14	197	4-6	131	84	167	167	9	9	
DIV. I NON-CONF.	7- 7	164	0	168	126	177	177	9	9	
TOTALS	RPI 1-25	RPI 26-50	W-L RECORDS	RPI 51-100	RPI 101-150	RPI 150+				
12- 14	0- 2	0- 2	OVERALL	1- 7	1- 0	10- 3				
9- 3	0- 0	0- 2	HOME	1- 1	1- 0	7- 0				
1- 9	0- 2	0- 0	AWAY	0- 5	0- 0	1- 2				
2- 2	0- 0	0- 0	NEUTRAL	0- 1	0- 0	2- 1				
7- 7	0- 1	0- 1	NON-CONFERENCE	1- 3	0- 0	6- 2				
5- 1	0- 0	0- 1	HOME	1- 0	0- 0	4- 0				
0- 4	0- 1	0- 0	AWAY	0- 2	0- 0	0- 1				
2- 2	0- 0	0- 0	NEUTRAL	0- 1	0- 0	2- 1				
5- 7	0- 1	0- 1	CONFERENCE	0- 4	1- 0	4- 1				
4- 2	0- 0	0- 1	HOME	0- 1	1- 0	3- 0				
1- 5	0- 1	0- 0	AWAY	0- 3	0- 0	1- 1				
0- 0	0- 0	0- 0	NEUTRAL	0- 0	0- 0	0- 0				

RPI 1-25				RPI 26-50				RPI 51-100				RPI 101+ Team's RPI: 167			
RPI	S	Opponent	Score	RPI	S	Opponent	Score	RPI	S	Opponent	Score	RPI	S	Opponent	Score
7	A	UConn	51 91	29	H	FGCU	45 57	57	H	Oklahoma	85 69	146	H	Wichita St.	64 56
14	A	Texas A&M	43 72	44	H	UCF	49 67	70	A	South Fla.	45 74	158	A	Tulane	66 60
								73	A	Georgia Tech	38 69	178	H	Memphis	75 65
								75	A	Temple	75 76	199	A	New Mexico	71 81
								75	H	Temple	58 61	208	H	Southern Miss.	75 60
								84	N	Syracuse	62 87	236	N	San Francisco	57 80
								85	A	Cincinnati	66 85	241	H	Southeastern La.	78 65
								87	A	Fordham	54 63	242	H	Louisiana Tech	67 53
												249	H	SMU	55 53
												251	A	East Carolina	50 53
												251	H	East Carolina	72 63
												287	N	California Baptist	96 75
												318	H	Houston Baptist	82 60
												319	N	Hofstra	54 44
LAST 10 Division I															
75	A	Temple	75 76	70	A	South Fla.	45 74								
44	H	UCF	49 67	146	H	Wichita St.	64 56								
251	A	East Carolina	50 53	85	A	Cincinnati	66 85								
249	H	SMU	55 53	251	H	East Carolina	72 63								
158	A	Tulane	66 60	7	A	UConn	51 91								

Non-Div I Games:

Houston

Houston Baptist

Through Games Of Feb. 17, 2020

Average RPI Win:	279	WON-LOST	WINNING	LAST 10	STRENGTH OF	OPP. STRENGTH	TEAM	ADJ.	CONF.	ADJ CONF.
Average RPI Loss:	192	RECORD	PCT. RANK	GAMES	SCHEDULE	OF SCHEDULE	RPI	RPI	RPI	RPI
DIV. I ONLY	4- 17	321	2-8	271	294	318	318	23	23	
DIV. I NON-CONF.	2- 5	259	0	133	271	189	189	24	24	
TOTALS	RPI 1-25	RPI 26-50	W-L RECORDS	RPI 51-100	RPI 101-150	RPI 150+				
4- 17	0- 1	0- 0	OVERALL	0- 2	0- 4	4- 10				
1- 7	0- 0	0- 0	HOME	0- 2	0- 1	1- 4				
3- 10	0- 1	0- 0	AWAY	0- 0	0- 3	3- 6				
0- 0	0- 0	0- 0	NEUTRAL	0- 0	0- 0	0- 0				
2- 5	0- 1	0- 0	NON-CONFERENCE	0- 0	0- 2	2- 2				
0- 1	0- 0	0- 0	HOME	0- 0	0- 0	0- 1				
2- 4	0- 1	0- 0	AWAY	0- 0	0- 2	2- 1				
0- 0	0- 0	0- 0	NEUTRAL	0- 0	0- 0	0- 0				
2- 12	0- 0	0- 0	CONFERENCE	0- 2	0- 2	2- 8				
1- 6	0- 0	0- 0	HOME	0- 2	0- 1	1- 3				
1- 6	0- 0	0- 0	AWAY	0- 0	0- 1	1- 5				
0- 0	0- 0	0- 0	NEUTRAL	0- 0	0- 0	0- 0				

RPI 1-25				RPI 26-50				RPI 51-100				RPI 101+ Team's RPI: 318			
RPI	S	Opponent	Score	RPI	S	Opponent	Score	RPI	S	Opponent	Score	RPI	S	Opponent	Score
5	A	Baylor	42 112					90	H	SFA	42 59	125	A	Abilene Christian	54 71
								95	H	A&M-Corpus Christi	65 75	146	A	Wichita St.	42 59
												147	A	Texas Tech	51 59
												150	H	Sam Houston St.	69 97
												152	A	New Orleans	84 88
												161	H	Northern Ariz.	62 79
												167	A	Houston	60 82
												210	A	Oral Roberts	74 73
												224	A	Central Ark.	39 63
												241	H	Southeastern La.	59 69
												269	A	Lamar University	53 60
												269	H	Lamar University	72 59
												277	H	Nicholls St.	78 84
												286	A	Incarinate Word	60 55
												337	A	Northwestern St.	60 69
												337	H	Northwestern St.	46 54
												341	A	McNeese	72 88
												350	A	La.-Monroe	72 65
LAST 10 Division I															
269	H	Lamar University	72 59	286	A	Incarinate Word	60 55								
125	A	Abilene Christian	54 71	341	A	McNeese	72 88								
337	H	Northwestern St.	46 54	277	H	Nicholls St.	78 84								
152	A	New Orleans	84 88	150	H	Sam Houston St.	69 97								
95	H	A&M-Corpus Christi	65 75	269	A	Lamar University	53 60								

Non-Div I Games: LSU-Shreveport 67 44 Paul Quinn 63 34

Houston Baptist

Loss, Non-Conf, S Site, H Home A Away N Neutral

Average RPI Win: 305	WON-LOST	WINNING	LAST 10	STRENGTH OF	OPP. STRENGTH	TEAM	ADJ.	CONF.	ADJ CONF.
Average RPI Loss: 143	RECORD	PCT. RANK	GAMES	SCHEDULE	OF SCHEDULE	RPI	RPI	RPI	RPI
DIV. I ONLY	14- 10	120	5-5	346	285	250	250	29	29
DIV. I NON-CONF.	8- 5	117	0	316	203	186	186	29	29
TOTALS	RPI 1-25	RPI 26-50	W-L RECORDS	RPI 51-100	RPI 101-150	RPI 150+			
14- 10	0- 0	0- 0	OVERALL	0- 3	0- 3	14- 4			
6- 4	0- 0	0- 0	HOME	0- 0	0- 1	6- 3			
8- 4	0- 0	0- 0	AWAY	0- 2	0- 1	8- 1			
0- 2	0- 0	0- 0	NEUTRAL	0- 1	0- 1	0- 0			
8- 5	0- 0	0- 0	NON-CONFERENCE	0- 3	0- 1	8- 1			
3- 1	0- 0	0- 0	HOME	0- 0	0- 0	3- 1			
5- 2	0- 0	0- 0	AWAY	0- 2	0- 0	5- 0			
0- 2	0- 0	0- 0	NEUTRAL	0- 1	0- 1	0- 0			
6- 5	0- 0	0- 0	CONFERENCE	0- 0	0- 2	6- 3			
3- 3	0- 0	0- 0	HOME	0- 0	0- 1	3- 2			
3- 2	0- 0	0- 0	AWAY	0- 0	0- 1	3- 1			
0- 0	0- 0	0- 0	NEUTRAL	0- 0	0- 0	0- 0			

RPI 1-25			RPI 26-50			RPI 51-100			RPI 101+ Team's RPI: 250		
RPI	S	Opponent	Score	RPI	S	Opponent	Score	RPI	S	Opponent	Score
						56 A Tennessee	38 88	112 A Bethune-Cookman		59 88	
						70 A South Fla.	53 82	112 H Bethune-Cookman		59 75	
						74 N Bucknell	60 70	136 N Washington		58 75	
								182 H La Salle		62 78	
								192 H Norfolk St.		80 83	
								232 A George Mason		86 75	
								245 A Loyola Maryland		75 69	
								246 A Morgan St.		67 74	
								246 H Morgan St.		52 68	
								251 A East Carolina		67 51	
								266 H Niagara		91 42	
								297 A UMBC		72 61	
								319 A Hofstra		73 64	
								320 H Fairleigh Dickinson		64 56	
								323 A UMES		79 58	
								328 A Coppin St.		66 54	
								328 H Coppin St.		64 52	
								330 H Saint Peter's		92 80	
								343 A Florida A&M		82 56	
								343 H Florida A&M		72 58	
								349 H South Carolina St.		78 47	
LAST 10 Division I											
						112 A Bethune-Cookman	59 88	343 H Florida A&M		72 58	
						343 A Florida A&M	82 56	246 A Morgan St.		67 74	
						328 H Coppin St.	64 52	349 H South Carolina St.		78 47	
						246 H Morgan St.	52 68	192 H Norfolk St.		80 83	
						328 A Coppin St.	66 54	112 H Bethune-Cookman		59 75	

Non-Div I Games:

Howard

I
U
P
U
II
U
P
U
I

IUPUI

Page 116

Idaho

Through Games Of Feb. 17, 2020

Average RPI Win: 226	WON-LOST	WINNING	LAST 10	STRENGTH OF	OPP. STRENGTH	TEAM	ADJ.	CONF.	ADJ CONF.
Average RPI Loss: 132	RECORD	PCT. RANK	GAMES	SCHEDULE	OF SCHEDULE	RPI	RPI	RPI	RPI
DIV. I ONLY	15- 8	76	7-3	212	170	118	118	18	18
DIV. I NON-CONF.	5- 4	140	0	129	133	100	100	17	17
TOTALS	RPI 1-25	RPI 26-50	W-L RECORDS	RPI 51-100	RPI 101-150	RPI 150+			
15- 8	0- 0	0- 2	OVERALL	1- 2	1- 0	13- 4			
8- 2	0- 0	0- 0	HOME	0- 1	0- 0	8- 1			
7- 4	0- 0	0- 1	AWAY	1- 1	1- 0	5- 2			
0- 2	0- 0	0- 1	NEUTRAL	0- 0	0- 0	0- 1			
5- 4	0- 0	0- 2	NON-CONFERENCE	0- 1	1- 0	4- 1			
2- 0	0- 0	0- 0	HOME	0- 0	0- 0	2- 0			
3- 2	0- 0	0- 1	AWAY	0- 1	1- 0	2- 0			
0- 2	0- 0	0- 1	NEUTRAL	0- 0	0- 0	0- 1			
10- 4	0- 0	0- 0	CONFERENCE	1- 1	0- 0	9- 3			
6- 2	0- 0	0- 0	HOME	0- 1	0- 0	6- 1			
4- 2	0- 0	0- 0	AWAY	1- 0	0- 0	3- 2			
0- 0	0- 0	0- 0	NEUTRAL	0- 0	0- 0	0- 0			

RPI S	Opponent	Score	RPI S	Opponent	Score	RPI S	Opponent	Score	RPI S	Opponent	Score	Team's RPI: 118
27	N Old Dominion	55 67	70	A South Fla.	64 67	108	A San Diego	65 32	108	A San Diego	65 32	
46	A Oklahoma St.	47 62	88	A Montana St.	69 68	161	H Northern Ariz.	70 71	161	H Northern Ariz.	70 71	
			88	H Montana St.	56 62	173	A Montana	60 69	173	A Montana	60 69	
						173	H Montana	52 51	173	H Montana	52 51	
						177	H Hawaii	67 52	177	H Hawaii	67 52	
						180	H Idaho St.	62 56	180	H Idaho St.	62 56	
						187	A Southern Utah	71 56	187	A Southern Utah	71 56	
						220	A Portland St.	53 74	220	A Portland St.	53 74	
						220	H Portland St.	65 52	220	H Portland St.	65 52	
						223	A Northern Colo.	57 46	223	A Northern Colo.	57 46	
						236	A San Francisco	66 60	236	A San Francisco	66 60	
						265	H Colorado St.	61 54	265	H Colorado St.	61 54	
						269	N Lamar University	44 47	269	N Lamar University	44 47	
						299	H Sacramento St.	70 44	299	H Sacramento St.	70 44	
						306	A Eastern Wash.	75 46	306	A Eastern Wash.	75 46	
						306	H Eastern Wash.	69 60	306	H Eastern Wash.	69 60	
						307	A Seattle U	90 84	307	A Seattle U	90 84	
						321	H Weber St.	70 50	321	H Weber St.	70 50	
LAST 10 Division I												
220	H Portland St.	65 52	161	H Northern Ariz.	70 71							
306	A Eastern Wash.	75 46	187	A Southern Utah	71 56							
173	A Montana	60 69	223	A Northern Colo.	57 46							
88	H Montana St.	56 62	173	H Montana	52 51							
299	H Sacramento St.	70 44	306	H Eastern Wash.	69 60							

Non-Div I Games:

Idaho

■ Loss,
■ Non-Conf,
■ S Site,
■ H Home
■ A Away
N Neutral

Average RPI Win:	252	WON-LOST	WINNING	LAST 10	STRENGTH OF	OPP. STRENGTH	TEAM	ADJ.	CONF.	ADJ CONF.
Average RPI Loss:	140	RECORD	PCT. RANK	GAMES	SCHEDULE	OF SCHEDULE	RPI	RPI	RPI	RPI
DIV. I ONLY	11- 11	177	7-3	224	196	180	180	18	18	
DIV. I NON-CONF.	2- 5	259	0	252	91	261	261	17	17	
TOTALS	RPI 1-25	RPI 26-50	W-L RECORDS	RPI 51-100	RPI 101-150	RPI 150+				
11- 11	0- 0	0- 3	OVERALL	0- 2	0- 1	11- 5				
5- 4	0- 0	0- 0	HOME	0- 1	0- 0	5- 3				
6- 7	0- 0	0- 3	AWAY	0- 1	0- 1	6- 2				
0- 0	0- 0	0- 0	NEUTRAL	0- 0	0- 0	0- 0				
2- 5	0- 0	0- 3	NON-CONFERENCE	0- 0	0- 0	2- 2				
1- 1	0- 0	0- 0	HOME	0- 0	0- 0	1- 1				
1- 4	0- 0	0- 3	AWAY	0- 0	0- 0	1- 1				
0- 0	0- 0	0- 0	NEUTRAL	0- 0	0- 0	0- 0				
9- 6	0- 0	0- 0	CONFERENCE	0- 2	0- 1	9- 3				
4- 3	0- 0	0- 0	HOME	0- 1	0- 0	4- 2				
5- 3	0- 0	0- 0	AWAY	0- 1	0- 1	5- 1				
0- 0	0- 0	0- 0	NEUTRAL	0- 0	0- 0	0- 0				

RPI 1-25				RPI 26-50				RPI 51-100				RPI 101+				Team's RPI: 180	
RPI	S	Opponent	Score	RPI	S	Opponent	Score	RPI	S	Opponent	Score	RPI	S	Opponent	Score		
				28	A	Arizona St.	69 74	88	A	Montana St.	59 67	118	A	Idaho	56 62		
				31	A	Duke	66 85	88	H	Montana St.	55 74	161	A	Northern Ariz.	79 76		
				46	A	Oklahoma St.	52 70					161	H	Northern Ariz.	59 70		
												173	A	Montana	67 53		
												173	H	Montana	72 59		
												187	A	Southern Utah	65 72		
												187	H	Southern Utah	73 54		
												220	H	Portland St.	64 69		
												223	H	Northern Colo.	59 39		
												285	A	Utah St.	61 69		
												287	H	California Baptist	68 74		
												299	A	Sacramento St.	75 51		
												299	H	Sacramento St.	80 62		
												306	A	Eastern Wash.	67 47		
												307	H	Seattle U	73 48		
												321	A	Weber St.	65 54		
												325	A	Utah Valley	88 61		
LAST 10 Division I																	
				173	H	Montana	72 59	223	H	Northern Colo.	59 39						
				88	H	Montana St.	55 74	88	A	Montana St.	59 67						
				299	A	Sacramento St.	75 51	173	A	Montana	67 53						
				161	A	Northern Ariz.	79 76	220	H	Portland St.	64 69						
				187	H	Southern Utah	73 54	321	A	Weber St.	65 54						

Non-Div I Games: Arizona Christian 93 36 Montana Tech 83 57

Idaho St.

Average RPI Win:	230	WON-LOST	WINNING	LAST 10	STRENGTH OF	OPP. STRENGTH	TEAM	ADJ.	CONF.	ADJ CONF.
Average RPI Loss:	43	RECORD	PCT. RANK	GAMES	SCHEDULE	OF SCHEDULE	RPI	RPI	RPI	RPI
DIV. I ONLY	11- 14	210	2-8	97	49	181	181	2	2	
DIV. I NON-CONF.	9- 2	37	0	326	293	163	163	2	2	
TOTALS	RPI 1-25	RPI 26-50	W-L RECORDS	RPI 51-100	RPI 101-150	RPI 150+				
11- 14	0- 7	0- 4	OVERALL	1- 1	2- 2	8- 0				
9- 8	0- 4	0- 2	HOME	1- 1	1- 1	7- 0				
2- 6	0- 3	0- 2	AWAY	0- 0	1- 1	1- 0				
0- 0	0- 0	0- 0	NEUTRAL	0- 0	0- 0	0- 0				
9- 2	0- 0	0- 0	NON-CONFERENCE	0- 1	2- 1	7- 0				
8- 1	0- 0	0- 0	HOME	0- 1	1- 0	7- 0				
1- 1	0- 0	0- 0	AWAY	0- 0	1- 1	0- 0				
0- 0	0- 0	0- 0	NEUTRAL	0- 0	0- 0	0- 0				
2- 12	0- 7	0- 4	CONFERENCE	1- 0	0- 1	1- 0				
1- 7	0- 4	0- 2	HOME	1- 0	0- 1	0- 0				
1- 5	0- 3	0- 2	AWAY	0- 0	0- 0	1- 0				
0- 0	0- 0	0- 0	NEUTRAL	0- 0	0- 0	0- 0				

RPI	S	Opponent	Score	RPI	S	Opponent	Score	RPI	S	Opponent	Score	RPI	S	Opponent	Score	Team's RPI: 181
3	H	Maryland	60 79	34	A	Purdue	67 81	71	H	Minnesota	74 71	103	A	North Carolina	60 85	
10	A	Iowa	72 108	34	H	Purdue	58 70	91	H	Illinois St.	58 74	114	H	Holy Cross	78 75	
12	H	Northwestern	50 77	47	A	Rutgers	41 72					137	H	Wisconsin	64 73	
18	A	Indiana	42 83	47	H	Rutgers	51 75					140	A	Missouri	58 51	
18	H	Indiana	54 59									176	H	Austin Peay	76 62	
23	A	Ohio St.	47 77									183	H	Merrimack	75 72	
23	H	Ohio St.	58 78									207	A	Penn St.	70 66	
												312	H	Presbyterian	71 52	
												315	H	Bryant	69 55	
												324	H	Evansville	59 44	
												339	H	Ark.-Pine Bluff	65 50	
												348	H	Chicago St.	96 66	
LAST 10 Division I																
34	H	Purdue	58 70	47	A	Rutgers	41 72									
18	H	Indiana	54 59	3	H	Maryland	60 79									
207	A	Penn St.	70 66	23	A	Ohio St.	47 77									
23	H	Ohio St.	58 78	34	A	Purdue	67 81									
137	H	Wisconsin	64 73	71	H	Minnesota	74 71									

Non-Div I Games:

Illinois

Average RPI Win: 180	WON-LOST	WINNING	LAST 10	STRENGTH OF	OPP. STRENGTH	TEAM	ADJ.	CONF.	ADJ CONF.
Average RPI Loss: 78	RECORD	PCT. RANK	GAMES	SCHEDULE	OF SCHEDULE	RPI	RPI	RPI	RPI
DIV. I ONLY	13- 9	118	4-6	62	123	91	91	8	8
DIV. I NON-CONF.	7- 3	80	0	139	191	61	61	7	7
TOTALS	RPI 1-25	RPI 26-50	W-L RECORDS	RPI 51-100	RPI 101-150	RPI 150+			
13- 9	0- 1	0- 4	OVERALL	3- 1	2- 1	8- 2			
9- 3	0- 0	0- 2	HOME	2- 0	2- 0	5- 1			
4- 6	0- 1	0- 2	AWAY	1- 1	0- 1	3- 1			
0- 0	0- 0	0- 0	NEUTRAL	0- 0	0- 0	0- 0			
7- 3	0- 0	0- 1	NON-CONFERENCE	1- 1	1- 0	5- 1			
5- 0	0- 0	0- 0	HOME	1- 0	1- 0	3- 0			
2- 3	0- 0	0- 1	AWAY	0- 1	0- 0	2- 1			
0- 0	0- 0	0- 0	NEUTRAL	0- 0	0- 0	0- 0			
6- 6	0- 1	0- 3	CONFERENCE	2- 0	1- 1	3- 1			
4- 3	0- 0	0- 2	HOME	1- 0	1- 0	2- 1			
2- 3	0- 1	0- 1	AWAY	1- 0	0- 1	1- 0			
0- 0	0- 0	0- 0	NEUTRAL	0- 0	0- 0	0- 0			

RPI 1-25				RPI 26-50				RPI 51-100				Team's RPI: 91		RPI 101+			
RPI	S	Opponent	Score	RPI	S	Opponent	Score	RPI	S	Opponent	Score			RPI	S	Opponent	Score
4	A	Missouri St.	74 87	33	A	Marquette	41 58	62	H	UT Martin	70 47			130	A	Loyola Chicago	64 69
				36	H	Drake	67 69	72	H	UNI	65 57			130	H	Loyola Chicago	86 85
				38	A	Bradley	61 76	78	A	Southern Ill.	62 54			142	H	Jackson St.	77 55
				38	H	Bradley	62 66	94	A	Saint Louis	56 61			154	A	Valparaiso	72 60
														154	H	Valparaiso	70 78
														176	A	Austin Peay	72 77
														179	H	Northern Ill.	69 66
														181	A	Illinois	74 58
														193	H	Western Ill.	78 65
														215	A	North Dakota	66 58
														278	H	Indiana St.	83 69
														324	H	Evansville	81 58
														335	H	SIUE	74 53
LAST 10 Division I																	
				154	H	Valparaiso	70 78					72	H	UNI	65 57		
				130	H	Loyola Chicago	86 85					36	H	Drake	67 69		
				38	H	Bradley	62 66					130	A	Loyola Chicago	64 69		
				4	A	Missouri St.	74 87					154	A	Valparaiso	72 60		
				78	A	Southern Ill.	62 54					38	A	Bradley	61 76		

Non-Div I Games: Truman 87 60

Illinois St.

Average RPI Win:	262	WON-LOST	WINNING	LAST 10	STRENGTH OF	OPP. STRENGTH	TEAM	ADJ.	CONF.	ADJ CONF.
Average RPI Loss:	185	RECORD	PCT. RANK	GAMES	SCHEDULE	OF SCHEDULE	RPI	RPI	RPI	RPI
DIV. I ONLY	7- 12	254	5-5	300	262	286	286	23	23	
DIV. I NON-CONF.	0- 5	338	0	312	108	348	348	24	24	
TOTALS	RPI 1-25	RPI 26-50	W-L RECORDS	RPI 51-100	RPI 101-150	RPI 150+				
7- 12	0- 0	0- 1	OVERALL	0- 3	2- 0	5- 8				
3- 5	0- 0	0- 0	HOME	0- 1	0- 0	3- 4				
4- 7	0- 0	0- 1	AWAY	0- 2	2- 0	2- 4				
0- 0	0- 0	0- 0	NEUTRAL	0- 0	0- 0	0- 0				
0- 5	0- 0	0- 1	NON-CONFERENCE	0- 1	0- 0	0- 3				
0- 1	0- 0	0- 0	HOME	0- 0	0- 0	0- 1				
0- 4	0- 0	0- 1	AWAY	0- 1	0- 0	0- 2				
0- 0	0- 0	0- 0	NEUTRAL	0- 0	0- 0	0- 0				
7- 7	0- 0	0- 0	CONFERENCE	0- 2	2- 0	5- 5				
3- 4	0- 0	0- 0	HOME	0- 1	0- 0	3- 3				
4- 3	0- 0	0- 0	AWAY	0- 1	2- 0	2- 2				
0- 0	0- 0	0- 0	NEUTRAL	0- 0	0- 0	0- 0				

RPI S	Opponent	Score	RPI S	Opponent	Score	RPI S	Opponent	Score	RPI S	Opponent	Score	Team's RPI: 286
45	A Ohio	41 78	90	A SFA	45 67	125	A Abilene Christian	71 70				
			95	H A&M-Corpus Christi	38 64	150	A Sam Houston St.	77 74				
			98	A Kansas St.	41 85	152	A New Orleans	57 61				
						152	H New Orleans	55 67				
						224	H Central Ark.	37 47				
						241	A Southeastern La.	44 58				
						243	H San Diego St.	48 57				
						265	A Colorado St.	47 75				
						269	A Lamar University	67 48				
						277	H Nicholls St.	53 51				
						302	A UTSA	56 63				
						318	H Houston Baptist	55 60				
						337	A Northwestern St.	69 67				
						337	H Northwestern St.	76 39				
						341	H McNeese	73 56				
LAST 10 Division I												
152	A New Orleans	57 61	318	H Houston Baptist	55 60							
337	H Northwestern St.	76 39	95	H A&M-Corpus Christi	38 64							
241	A Southeastern La.	44 58	269	A Lamar University	67 48							
150	A Sam Houston St.	77 74	90	A SFA	45 67							
125	A Abilene Christian	71 70	341	H McNeese	73 56							

Non-Div I Games: Schreiner 70 35 Tex. A&M Int'l 55 38 Paul Quinn 79 62 UNKNOWN 74 52 Incarnate Word

Indiana

Through Games Of Feb. 17, 2020

Average RPI Win:	121	WON-LOST	WINNING	LAST 10	STRENGTH OF	OPP. STRENGTH	TEAM	ADJ.	CONF.	ADJ CONF.
Average RPI Loss:	9	RECORD	PCT. RANK	GAMES	SCHEDULE	OF SCHEDULE	RPI	RPI	RPI	RPI
DIV. I ONLY	20- 7	46	6-4	9	11	18	18	2	2	
DIV. I NON-CONF.	10- 2	29	0	13	33	10	10	2	2	
TOTALS	RPI 1-25	RPI 26-50	W-L RECORDS	RPI 51-100	RPI 101-150	RPI 150+				
20- 7	1- 7	3- 0	OVERALL	6- 0	4- 0	6- 0				
10- 4	0- 4	1- 0	HOME	2- 0	3- 0	4- 0				
8- 2	0- 2	2- 0	AWAY	3- 0	1- 0	2- 0				
2- 1	1- 1	0- 0	NEUTRAL	1- 0	0- 0	0- 0				
10- 2	1- 2	0- 0	NON-CONFERENCE	3- 0	3- 0	3- 0				
5- 1	0- 1	0- 0	HOME	0- 0	2- 0	3- 0				
3- 0	0- 0	0- 0	AWAY	2- 0	1- 0	0- 0				
2- 1	1- 1	0- 0	NEUTRAL	1- 0	0- 0	0- 0				
10- 5	0- 5	3- 0	CONFERENCE	3- 0	1- 0	3- 0				
5- 3	0- 3	1- 0	HOME	2- 0	1- 0	1- 0				
5- 2	0- 2	2- 0	AWAY	1- 0	0- 0	2- 0				
0- 0	0- 0	0- 0	NEUTRAL	0- 0	0- 0	0- 0				

RPI	S	Opponent	Score	RPI	S	Opponent	Score	RPI	S	Opponent	Score	RPI	S	Opponent	Score
2	N	South Carolina	71 57	34	A	Purdue	66 54	71	H	Minnesota	65 52	119	H	North Florida	72 45
3	A	Maryland	62 76	34	H	Purdue	66 48	80	A	Nebraska	57 53	135	A	Florida	73 49
3	H	Maryland	69 79	47	A	Rutgers	66 56	89	A	Miami (FL)	58 45	137	H	Wisconsin	75 65
5	N	Baylor	62 77					92	H	Michigan St.	79 67	142	H	Jackson St.	91 51
8	H	UCLA	58 68					93	A	Butler	64 53	170	H	Mt. St. Mary's	75 52
10	A	Iowa	85 91					99	N	Washington St.	78 44	181	A	Illinois	59 54
12	H	Northwestern	69 71									181	H	Illinois	83 42
23	H	Ohio St.	76 80									207	A	Penn St.	76 60
												233	H	Youngstown St.	93 56
												277	H	Nicholls St.	111 47
LAST 10 Division I															
23	H	Ohio St.	76 80	137	H	Wisconsin	75 65								
181	A	Illinois	59 54	71	H	Minnesota	65 52								
80	A	Nebraska	57 53	207	A	Penn St.	76 60								
3	H	Maryland	69 79	3	A	Maryland	62 76								
34	A	Purdue	66 54	12	H	Northwestern	69 71								

Non-Div I Games:

Indiana

■ Loss,
■ Non-Conf, S Site,
■ Home
■ Away
N Neutral

Indiana St.

Through Games Of Feb. 17, 2020

Average RPI Win:	241	WON-LOST	WINNING	LAST 10	STRENGTH OF	OPP. STRENGTH	TEAM	ADJ.	CONF.	ADJ CONF.
Average RPI Loss:	124	RECORD	PCT. RANK	GAMES	SCHEDULE	OF SCHEDULE	RPI	RPI	RPI	RPI
DIV. I ONLY	4- 21	323	2-8	82	159	278	278	8	8	
DIV. I NON-CONF.	2- 10	313	0	192	305	298	298	7	7	
TOTALS	RPI 1-25	RPI 26-50	W-L RECORDS	RPI 51-100	RPI 101-150	RPI 150+				
4- 21	0- 1	0- 3	OVERALL	1- 5	0- 5	3- 7				
2- 9	0- 1	0- 1	HOME	1- 2	0- 2	1- 3				
2- 11	0- 0	0- 2	AWAY	0- 3	0- 3	2- 3				
0- 1	0- 0	0- 0	NEUTRAL	0- 0	0- 0	0- 1				
2- 10	0- 0	0- 0	NON-CONFERENCE	0- 2	0- 3	2- 5				
0- 4	0- 0	0- 0	HOME	0- 1	0- 1	0- 2				
2- 5	0- 0	0- 0	AWAY	0- 1	0- 2	2- 2				
0- 1	0- 0	0- 0	NEUTRAL	0- 0	0- 0	0- 1				
2- 11	0- 1	0- 3	CONFERENCE	1- 3	0- 2	1- 2				
2- 5	0- 1	0- 1	HOME	1- 1	0- 1	1- 1				
0- 6	0- 0	0- 2	AWAY	0- 2	0- 1	0- 1				
0- 0	0- 0	0- 0	NEUTRAL	0- 0	0- 0	0- 0				

RPI 1-25				RPI 26-50				RPI 51-100				RPI 101+				Team's RPI: 278	
RPI	S	Opponent	Score	RPI	S	Opponent	Score	RPI	S	Opponent	Score	RPI	S	Opponent	Score		
4	H	Missouri St.	55 76	36	A	Drake	65 105	72	A	UNI	43 73	113	A	Kansas	72 84		
				36	H	Drake	71 92	72	H	UNI	65 63	116	A	Pacific	66 83		
				38	A	Bradley	75 91	77	A	Colorado	46 59	122	H	Southeast Mo. St.	58 68		
								78	H	Southern Ill.	55 78	130	A	Loyola Chicago	55 65		
								91	A	Illinois St.	69 83	130	H	Loyola Chicago	51 58		
								94	H	Saint Louis	53 55	154	A	Valparaiso	45 61		
												154	H	Valparaiso	56 75		
												186	H	Northern Ky.	68 70		
												193	A	Western Ill.	72 83		
												225	A	Eastern Ill.	59 57		
												235	H	Marshall	60 72		
												237	A	Murray St.	62 70		
												298	N	CSUN	59 67		
												324	H	Evansville	68 58		
												342	A	UIC	61 40		
LAST 10 Division I																	
				36	H	Drake	71 92	78	H	Southern Ill.	55 78						
				72	H	UNI	65 63	4	H	Missouri St.	55 76						
				154	A	Valparaiso	45 61	72	A	UNI	43 73						
				130	A	Loyola Chicago	55 65	36	A	Drake	65 105						
				324	H	Evansville	68 58	130	H	Loyola Chicago	51 58						

Non-Div I Games:

Indiana St.

Loss, Non-Conf, S Site, H Home A Away N Neutral

Average RPI Win: 271	WON-LOST	WINNING	LAST 10	STRENGTH OF	OPP. STRENGTH	TEAM	ADJ.	CONF.	ADJ CONF.
Average RPI Loss: 142	RECORD	PCT. RANK	GAMES	SCHEDULE	OF SCHEDULE	RPI	RPI	RPI	RPI
DIV. I ONLY	7- 15	278	4-6	119	267	228	228	24	24
DIV. I NON-CONF.	1- 8	322	0	16	185	210	210	25	25
TOTALS	RPI 1-25	RPI 26-50	W-L RECORDS	RPI 51-100	RPI 101-150	RPI 150+			
7- 15	0- 1	0- 0	OVERALL	0- 5	0- 3	7- 6			
1- 9	0- 0	0- 0	HOME	0- 3	0- 2	1- 4			
6- 4	0- 1	0- 0	AWAY	0- 2	0- 0	6- 1			
0- 2	0- 0	0- 0	NEUTRAL	0- 0	0- 1	0- 1			
1- 8	0- 1	0- 0	NON-CONFERENCE	0- 3	0- 3	1- 1			
0- 3	0- 0	0- 0	HOME	0- 1	0- 2	0- 0			
1- 3	0- 1	0- 0	AWAY	0- 2	0- 0	1- 0			
0- 2	0- 0	0- 0	NEUTRAL	0- 0	0- 1	0- 1			
6- 7	0- 0	0- 0	CONFERENCE	0- 2	0- 0	6- 5			
1- 6	0- 0	0- 0	HOME	0- 2	0- 0	1- 4			
5- 1	0- 0	0- 0	AWAY	0- 0	0- 0	5- 1			
0- 0	0- 0	0- 0	NEUTRAL	0- 0	0- 0	0- 0			

RPI 1-25			RPI 26-50			RPI 51-100			RPI 101+ Team's RPI: 228		
RPI	S	Opponent	Score	RPI	S	Opponent	Score	RPI	S	Opponent	Score
17	A	Central Mich.	50 70					61	A	Penn	42 74
								63	A	Stony Brook	40 59
								64	H	Marist	56 73
								66	H	Seton Hall	37 89
								97	H	Rider	37 81
								120	H	Duquesne	74 76
								136	N	Washington	34 65
								149	H	Massachusetts	51 65
								171	N	Towson	58 75
								184	A	Quinnipiac	75 71
								184	H	Quinnipiac	63 67
								221	A	Manhattan	32 54
								234	A	Fairfield	59 52
								234	H	Fairfield	40 52
								262	A	Winthrop	68 61
								266	A	Niagara	70 58
								266	H	Niagara	57 63
								279	A	Monmouth	36 33
								279	H	Monmouth	50 56
								330	H	Saint Peter's	69 59
								340	A	Canisius	60 57
LAST 10 Division I											
234	A	Fairfield	59 52	184	H	Quinnipiac	63 67				
279	H	Monmouth	50 56	221	A	Manhattan	32 54				
266	A	Niagara	70 58	330	H	Saint Peter's	69 59				
340	A	Canisius	60 57	234	H	Fairfield	40 52				
64	H	Marist	56 73	266	H	Niagara	57 63				

Non-Div I Games:

Iona

Average RPI Win:	106	WON-LOST	WINNING	LAST 10	STRENGTH OF	OPP. STRENGTH	TEAM	ADJ.	CONF.	ADJ CONF.
Average RPI Loss:	65	RECORD	PCT. RANK	GAMES	SCHEDULE	OF SCHEDULE	RPI	RPI	RPI	RPI
DIV. I ONLY	21- 5	29	8-2	18	16	10	10	2	2	
DIV. I NON-CONF.	9- 2	37	0	56	103	22	22	2	2	
TOTALS	RPI 1-25	RPI 26-50	W-L RECORDS	RPI 51-100	RPI 101-150	RPI 150+				
21- 5	5- 1	3- 1	OVERALL	4- 2	2- 1	7- 0				
13- 0	4- 0	1- 0	HOME	2- 0	1- 0	5- 0				
6- 4	1- 1	2- 1	AWAY	1- 2	1- 0	1- 0				
2- 1	0- 0	0- 0	NEUTRAL	1- 0	0- 1	1- 0				
9- 2	1- 0	2- 0	NON-CONFERENCE	1- 1	0- 1	5- 0				
6- 0	1- 0	1- 0	HOME	0- 0	0- 0	4- 0				
1- 1	0- 0	1- 0	AWAY	0- 1	0- 0	0- 0				
2- 1	0- 0	0- 0	NEUTRAL	1- 0	0- 1	1- 0				
12- 3	4- 1	1- 1	CONFERENCE	3- 1	2- 0	2- 0				
7- 0	3- 0	0- 0	HOME	2- 0	1- 0	1- 0				
5- 3	1- 1	1- 1	AWAY	1- 1	1- 0	1- 0				
0- 0	0- 0	0- 0	NEUTRAL	0- 0	0- 0	0- 0				

RPI	S	Opponent	Score	RPI	S	Opponent	Score	RPI	S	Opponent	Score	RPI	S	Opponent	Score
3	A	Maryland	59 93	34	A	Purdue	83 71	71	A	Minnesota	76 75	136	N	Washington	63 70
3	H	Maryland	66 61	35	A	Michigan	63 78	72	A	UNI	66 88	137	A	Wisconsin	85 78
12	A	Northwestern	77 51	36	H	Drake	79 67	80	A	Nebraska	69 78	137	H	Wisconsin	97 71
16	H	Princeton	77 75	43	A	Iowa St.	75 69	80	H	Nebraska	76 60	162	H	North Ala.	86 81
18	H	Indiana	91 85					85	N	Cincinnati	69 61	171	N	Towson	100 72
23	H	Ohio St.	77 68					92	H	Michigan St.	74 57	181	H	Illinois	108 72
												193	H	Fla. Atlantic	85 53
												207	A	Penn St.	77 66
												219	H	Clemson	74 60
												311	H	N.C. Central	102 50
LAST 10 Division I															
137	H	Wisconsin	97 71	207	A	Penn St.	77 66								
3	A	Maryland	59 93	92	H	Michigan St.	74 57								
34	A	Purdue	83 71	23	H	Ohio St.	77 68								
80	H	Nebraska	76 60	137	A	Wisconsin	85 78								
35	A	Michigan	63 78	71	A	Minnesota	76 75								

Non-Div I Games:

Iowa

■ Loss,
■ Non-Conf, S Site,
■ Home
■ Away
N Neutral

Average RPI Win:	141	WON-LOST	WINNING	LAST 10	STRENGTH OF	OPP. STRENGTH	TEAM	ADJ.	CONF.	ADJ CONF.
Average RPI Loss:	35	RECORD	PCT. RANK	GAMES	SCHEDULE	OF SCHEDULE	RPI	RPI	RPI	RPI
DIV. I ONLY	15- 9	93	6-4	26	46	43	43	3	3	
DIV. I NON-CONF.	8- 3	68	0	91	221	81	81	3	3	
TOTALS	RPI 1-25	RPI 26-50	W-L RECORDS	RPI 51-100	RPI 101-150	RPI 150+				
15- 9	0- 4	3- 2	OVERALL	3- 3	3- 0	6- 0				
10- 4	0- 2	1- 1	HOME	2- 1	2- 0	5- 0				
5- 5	0- 2	2- 1	AWAY	1- 2	1- 0	1- 0				
0- 0	0- 0	0- 0	NEUTRAL	0- 0	0- 0	0- 0				
8- 3	0- 1	0- 1	NON-CONFERENCE	1- 1	1- 0	6- 0				
6- 2	0- 1	0- 0	HOME	0- 1	1- 0	5- 0				
2- 1	0- 0	0- 1	AWAY	1- 0	0- 0	1- 0				
0- 0	0- 0	0- 0	NEUTRAL	0- 0	0- 0	0- 0				
7- 6	0- 3	3- 1	CONFERENCE	2- 2	2- 0	0- 0				
4- 2	0- 1	1- 1	HOME	2- 0	1- 0	0- 0				
3- 4	0- 2	2- 0	AWAY	0- 2	1- 0	0- 0				
0- 0	0- 0	0- 0	NEUTRAL	0- 0	0- 0	0- 0				

RPI 1-25				RPI 26-50				Team's RPI: 43	RPI 51-100				RPI 101+			
RPI	S	Opponent	Score	RPI	S	Opponent	Score		RPI	S	Opponent	Score	RPI	S	Opponent	Score
5	A	Baylor	62 83	36	A	Drake	81 86		55	A	West Virginia	71 79	113	H	Kansas	89 67
10	H	Iowa	69 75	41	A	Texas	69 51		57	A	Oklahoma	72 81	138	H	Texas Southern	79 59
19	A	TCU	72 82	41	H	Texas	75 81		57	H	Oklahoma	63 59	147	A	Texas Tech	96 66
19	H	TCU	74 77	46	A	Oklahoma St.	64 63		72	H	UNI	63 71	152	H	New Orleans	71 53
				46	H	Oklahoma St.	74 63		81	A	Alabama	75 66	162	H	North Ala.	80 72
									98	H	Kansas St.	73 59	163	H	Wright St.	79 71
													247	H	Southern U.	69 36
													292	A	North Dakota St.	86 58
													339	H	Ark.-Pine Bluff	90 40
LAST 10 Division I																
19	A	TCU	72 82	5	A	Baylor	62 83									
41	A	Texas	69 51	113	H	Kansas	89 67									
57	H	Oklahoma	63 59	98	H	Kansas St.	73 59									
46	H	Oklahoma St.	74 63	46	A	Oklahoma St.	64 63									
55	A	West Virginia	71 79	19	H	TCU	74 77									

Non-Div I Games:

Iowa St.

■ Loss,
 ■ Non-Conf, S Site,
 ■ Home
 ■ Away
 N Neutral

Average RPI Win: 276	WON-LOST	WINNING	LAST 10	STRENGTH OF	OPP. STRENGTH	TEAM	ADJ.	CONF.	ADJ CONF.
Average RPI Loss: 128	RECORD	PCT. RANK	GAMES	SCHEDULE	OF SCHEDULE	RPI	RPI	RPI	RPI
DIV. I ONLY	14- 9	104	9-1	258	309	142	142	32	32
DIV. I NON-CONF.	2- 8	295	0	97	51	217	217	31	31
TOTALS	RPI 1-25	RPI 26-50	W-L RECORDS	RPI 51-100	RPI 101-150	RPI 150+			
14- 9	0- 2	0- 1	OVERALL	0- 2	2- 0	12- 4			
8- 1	0- 1	0- 0	HOME	0- 0	1- 0	7- 0			
6- 8	0- 1	0- 1	AWAY	0- 2	1- 0	5- 4			
0- 0	0- 0	0- 0	NEUTRAL	0- 0	0- 0	0- 0			
2- 8	0- 2	0- 1	NON-CONFERENCE	0- 2	0- 0	2- 3			
1- 1	0- 1	0- 0	HOME	0- 0	0- 0	1- 0			
1- 7	0- 1	0- 1	AWAY	0- 2	0- 0	1- 3			
0- 0	0- 0	0- 0	NEUTRAL	0- 0	0- 0	0- 0			
12- 1	0- 0	0- 0	CONFERENCE	0- 0	2- 0	10- 1			
7- 0	0- 0	0- 0	HOME	0- 0	1- 0	6- 0			
5- 1	0- 0	0- 0	AWAY	0- 0	1- 0	4- 1			
0- 0	0- 0	0- 0	NEUTRAL	0- 0	0- 0	0- 0			

RPI 1-25				RPI 26-50				RPI 51-100				RPI 101+ Team's RPI: 142			
RPI	S	Opponent	Score	RPI	S	Opponent	Score	RPI	S	Opponent	Score	RPI	S	Opponent	Score
11	H	Mississippi St.	53 92	38	A	Bradley	69 78	89	A	Miami (FL)	68 83	138	A	Texas Southern	72 61
18	A	Indiana	51 91					91	A	Illinois St.	55 77	138	H	Texas Southern	81 79
												158	A	Tulane	46 82
												203	H	Louisiana	65 54
												224	A	Central Ark.	54 57
												241	A	Southeastern La.	59 63
												247	A	Southern U.	72 51
												247	H	Southern U.	60 57
												261	H	Alabama A&M	67 53
												282	A	Prairie View	52 62
												282	H	Prairie View	53 49
												326	H	Alabama St.	94 62
												327	A	Alcorn	83 67
												327	H	Alcorn	76 66
												337	A	Northwestern St.	66 49
												339	A	Ark.-Pine Bluff	56 44
												344	H	Grambling	61 46
												351	A	Mississippi Val.	90 61
LAST 10 Division I															
282	A	Prairie View	52 62	351	A	Mississippi Val.	90 61								
138	A	Texas Southern	72 61	344	H	Grambling	61 46								
247	H	Southern U.	60 57	282	H	Prairie View	53 49								
327	H	Alcorn	76 66	138	H	Texas Southern	81 79								
339	A	Ark.-Pine Bluff	56 44	247	A	Southern U.	72 51								

Non-Div I Games:

Jackson St.

■ Loss,
 ■ Non-Conf,
 ■ S Site,
 ■ Home
 ■ A Away
 N Neutral

Jacksonville

Through Games Of Feb. 17, 2020

Average RPI Win:	268	WON-LOST	WINNING	LAST 10	STRENGTH OF	OPP. STRENGTH	TEAM	ADJ.	CONF.	ADJ CONF.
Average RPI Loss:	100	RECORD	PCT. RANK	GAMES	SCHEDULE	OF SCHEDULE	RPI	RPI	RPI	RPI
DIV. I ONLY	13- 10	132	7-3	248	198	174	174	16	16	
DIV. I NON-CONF.	6- 5	151	0	270	272	199	199	15	15	
TOTALS	RPI 1-25	RPI 26-50	W-L RECORDS	RPI 51-100	RPI 101-150	RPI 150+				
13- 10	0- 1	0- 1	OVERALL	0- 2	1- 4	12- 2				
6- 5	0- 0	0- 1	HOME	0- 0	0- 3	6- 1				
7- 5	0- 1	0- 0	AWAY	0- 2	1- 1	6- 1				
0- 0	0- 0	0- 0	NEUTRAL	0- 0	0- 0	0- 0				
6- 5	0- 1	0- 0	NON-CONFERENCE	0- 2	0- 1	6- 1				
3- 2	0- 0	0- 0	HOME	0- 0	0- 1	3- 1				
3- 3	0- 1	0- 0	AWAY	0- 2	0- 0	3- 0				
0- 0	0- 0	0- 0	NEUTRAL	0- 0	0- 0	0- 0				
7- 5	0- 0	0- 1	CONFERENCE	0- 0	1- 3	6- 1				
3- 3	0- 0	0- 1	HOME	0- 0	0- 2	3- 0				
4- 2	0- 0	0- 0	AWAY	0- 0	1- 1	3- 1				
0- 0	0- 0	0- 0	NEUTRAL	0- 0	0- 0	0- 0				

RPI S	Opponent	Score	RPI S	Opponent	Score	RPI S	Opponent	Score	RPI S	Opponent	Score	Team's RPI: 174
25	A Florida St.	41 75	29	H FGCU	68 81	70	A South Fla.	39 70	106	A Liberty	76 85	
						77	A Colorado	44 66	106	H Liberty	59 65	
									112	H Bethune-Cookman	52 53	
									119	A North Florida	69 60	
									119	H North Florida	64 70	
									162	A North Ala.	65 76	
									162	H North Ala.	67 56	
									192	H Norfolk St.	64 71	
									212	H Stetson	57 52	
									216	A Kennesaw St.	93 83	
									273	A Lipscomb	73 64	
									274	A Jacksonville St.	55 40	
									277	H Nicholls St.	72 55	
									296	H FIU	77 52	
									322	A Mercer	87 83	
									331	H USC Upstate	87 43	
									332	A NJIT	66 54	
									332	H NJIT	88 67	
									343	A Florida A&M	88 54	
LAST 10 Division I												
119	A North Florida	69 60	273	A Lipscomb	73 64							
106	H Liberty	59 65	216	A Kennesaw St.	93 83							
332	A NJIT	66 54	119	H North Florida	64 70							
29	H FGCU	68 81	212	H Stetson	57 52							
162	H North Ala.	67 56	332	H NJIT	88 67							

Non-Div I Games: Thomas (GA) 94 36 Johnson (FL) 114 35

Jacksonville

Loss, Non-Conf, S Site, H Home A Away N Neutral

Average RPI Win:	256	WON-LOST	WINNING	LAST 10	STRENGTH OF	OPP. STRENGTH	TEAM	ADJ.	CONF.	ADJ CONF.
Average RPI Loss:	173	RECORD	PCT. RANK	GAMES	SCHEDULE	OF SCHEDULE	RPI	RPI	RPI	RPI
DIV. I ONLY	9- 14	242	5-5	281	242	274	274	20	20	
DIV. I NON-CONF.	2- 7	288	0	310	231	331	331	23	23	
TOTALS	RPI 1-25	RPI 26-50	W-L RECORDS	RPI 51-100	RPI 101-150	RPI 150+				
9- 14	0- 0	0- 1	OVERALL	1- 2	0- 3	8- 8				
6- 3	0- 0	0- 0	HOME	1- 0	0- 0	5- 3				
3- 9	0- 0	0- 1	AWAY	0- 2	0- 3	3- 3				
0- 2	0- 0	0- 0	NEUTRAL	0- 0	0- 0	0- 2				
2- 7	0- 0	0- 1	NON-CONFERENCE	0- 0	0- 2	2- 4				
2- 1	0- 0	0- 0	HOME	0- 0	0- 0	2- 1				
0- 4	0- 0	0- 1	AWAY	0- 0	0- 2	0- 1				
0- 2	0- 0	0- 0	NEUTRAL	0- 0	0- 0	0- 2				
7- 7	0- 0	0- 0	CONFERENCE	1- 2	0- 1	6- 4				
4- 2	0- 0	0- 0	HOME	1- 0	0- 0	3- 2				
3- 5	0- 0	0- 0	AWAY	0- 2	0- 1	3- 2				
0- 0	0- 0	0- 0	NEUTRAL	0- 0	0- 0	0- 0				

RPI S	Opponent	Score	RPI S	Opponent	Score	RPI S	Opponent	Score	RPI S	Opponent	Score	Team's RPI: 274
48	A Troy	64	94	60	A Belmont	49	61	101	A Vanderbilt	66	88	
				60	H Belmont	60	41	105	A Auburn	53	62	
				62	A UT Martin	72	86	122	A Southeast Mo. St.	52	79	
								174	H Jacksonville	40	55	
								176	H Austin Peay	57	63	
								186	N Northern Ky.	63	66	
								196	A Tennessee Tech	66	50	
								225	A Eastern Ill.	52	55	
								237	H Murray St.	68	51	
								264	A Eastern Ky.	43	33	
								264	H Eastern Ky.	68	54	
								272	A Morehead St.	48	67	
								272	H Morehead St.	55	69	
								273	H Lipscomb	65	63	
								289	N Oakland	55	61	
								326	A Alabama St.	63	68	
								335	A SIUE	53	44	
								336	H Tennessee St.	70	48	
								343	H Florida A&M	72	67	
LAST 10 Division I												
60	A Belmont	49	61	336	H Tennessee St.	70	48					
196	A Tennessee Tech	66	50	272	H Morehead St.	55	69					
62	A UT Martin	72	86	264	H Eastern Ky.	68	54					
122	A Southeast Mo. St.	52	79	335	A SIUE	53	44					
60	H Belmont	60	41	225	A Eastern Ill.	52	55					

Non-Div I Games: Clark Atlanta 75 46 Fort Valley St. 87 65

Jacksonville St.

Loss, Non-Conf, S Site, H Home A Away N Neutral

Average RPI Win:	186	WON-LOST	WINNING	LAST 10	STRENGTH OF	OPP. STRENGTH	TEAM	ADJ.	CONF.	ADJ CONF.
Average RPI Loss:	69	RECORD	PCT. RANK	GAMES	SCHEDULE	OF SCHEDULE	RPI	RPI	RPI	RPI
DIV. I ONLY	19- 4	24	8-2	160	99	42	42	14	14	
DIV. I NON-CONF.	9- 2	37	0	92	24	33	33	13	13	
TOTALS	RPI 1-25	RPI 26-50	W-L RECORDS	RPI 51-100	RPI 101-150	RPI 150+				
19- 4	0- 1	1- 1	OVERALL	2- 1	4- 0	12- 1				
12- 1	0- 1	0- 0	HOME	1- 0	4- 0	7- 0				
6- 3	0- 0	0- 1	AWAY	1- 1	0- 0	5- 1				
1- 0	0- 0	1- 0	NEUTRAL	0- 0	0- 0	0- 0				
9- 2	0- 1	1- 0	NON-CONFERENCE	2- 1	2- 0	4- 0				
5- 1	0- 1	0- 0	HOME	1- 0	2- 0	2- 0				
3- 1	0- 0	0- 0	AWAY	1- 1	0- 0	2- 0				
1- 0	0- 0	1- 0	NEUTRAL	0- 0	0- 0	0- 0				
10- 2	0- 0	0- 1	CONFERENCE	0- 0	2- 0	8- 1				
7- 0	0- 0	0- 0	HOME	0- 0	2- 0	5- 0				
3- 2	0- 0	0- 1	AWAY	0- 0	0- 0	3- 1				
0- 0	0- 0	0- 0	NEUTRAL	0- 0	0- 0	0- 0				

RPI 1-25				RPI 26-50				Team's RPI: 42				RPI 51-100				RPI 101+			
RPI	S	Opponent	Score	RPI	S	Opponent	Score	RPI	S	Opponent	Score	RPI	S	Opponent	Score	RPI	S	Opponent	Score
3	H	Maryland	68 70	44	N	UCF	46 43	51	A	Virginia	49 55	106	H	Liberty	76 53				
				49	A	Drexel	48 70	66	H	St. John's (NY)	76 73	126	H	Northeastern	67 54				
								100	A	Villanova	56 52	128	H	Robert Morris	59 32				
												131	H	William & Mary	84 70				
												153	A	George Washington	69 50				
												160	H	Elon	61 48				
												171	A	Towson	75 76				
												171	H	Towson	81 39				
												189	A	Delaware	60 39				
												247	A	Georgetown	66 59				
												257	A	Col. of Charleston	87 53				
												257	H	Col. of Charleston	81 50				
												268	H	Longwood	93 53				
												270	A	UNCW	66 58				
												270	H	UNCW	76 52				
												271	H	Delaware St.	83 64				
												319	H	Hofstra	92 50				
LAST 10 Division I																			
270	H	UNCW	76 52	126	H	Northeastern	67 54												
257	H	Col. of Charleston	81 50	319	H	Hofstra	92 50												
171	H	Towson	81 39	257	A	Col. of Charleston	87 53												
49	A	Drexel	48 70	270	A	UNCW	66 58												
189	A	Delaware	60 39	171	A	Towson	75 76												

Non-Div I Games:

James Madison

■ Loss,
 ■ Non-Conf, S Site,
 ■ Home
 ■ Away
 N Neutral

Average RPI Win:	189	WON-LOST	WINNING	LAST 10	STRENGTH OF	OPP. STRENGTH	TEAM	ADJ.	CONF.	ADJ CONF.
Average RPI Loss:	57	RECORD	PCT. RANK	GAMES	SCHEDULE	OF SCHEDULE	RPI	RPI	RPI	RPI
DIV. I ONLY	12- 11	166	5-5	47	66	98	98	3	3	
DIV. I NON-CONF.	6- 5	151	0	199	190	188	188	3	3	
TOTALS	RPI 1-25	RPI 26-50	W-L RECORDS	RPI 51-100	RPI 101-150	RPI 150+				
12- 11	0- 3	0- 4	OVERALL	3- 2	3- 1	6- 1				
7- 5	0- 1	0- 2	HOME	1- 1	1- 1	5- 0				
5- 4	0- 2	0- 2	AWAY	2- 0	2- 0	1- 0				
0- 2	0- 0	0- 0	NEUTRAL	0- 1	0- 0	0- 1				
6- 5	0- 1	0- 1	NON-CONFERENCE	0- 1	0- 1	6- 1				
5- 1	0- 0	0- 0	HOME	0- 0	0- 1	5- 0				
1- 2	0- 1	0- 1	AWAY	0- 0	0- 0	1- 0				
0- 2	0- 0	0- 0	NEUTRAL	0- 1	0- 0	0- 1				
6- 6	0- 2	0- 3	CONFERENCE	3- 1	3- 0	0- 0				
2- 4	0- 1	0- 2	HOME	1- 1	1- 0	0- 0				
4- 2	0- 1	0- 1	AWAY	2- 0	2- 0	0- 0				
0- 0	0- 0	0- 0	NEUTRAL	0- 0	0- 0	0- 0				

RPI 1-25				RPI 26-50				RPI 51-100 Team's RPI: 98				RPI 101+			
RPI	S	Opponent	Score	RPI	S	Opponent	Score	RPI	S	Opponent	Score	RPI	S	Opponent	Score
1	A	Oregon	51 89	37	A	Arkansas	72 81	55	A	West Virginia	56 55	107	H	UT Arlington	53 57
5	H	Baylor	40 54	41	H	Texas	63 71	55	H	West Virginia	63 74	113	A	Kansas	69 61
19	A	TCU	61 65	43	A	Iowa St.	59 73	57	A	Oklahoma	87 85	147	A	Texas Tech	76 72
				46	H	Oklahoma St.	63 70	57	H	Oklahoma	92 74	147	H	Texas Tech	84 70
								92	N	Michigan St.	60 65	178	N	Memphis	68 72
												210	H	Oral Roberts	109 69
												222	A	UMKC	74 67
												286	H	Incarnate Word	85 41
												310	H	Omaha	73 48
												317	H	UTRGV	79 66
												342	H	UIC	84 40
LAST 10 Division I															
57	A	Oklahoma	87 85	113	A	Kansas	69 61								
55	A	West Virginia	56 55	57	H	Oklahoma	92 74								
5	H	Baylor	40 54	43	A	Iowa St.	59 73								
147	H	Texas Tech	84 70	41	H	Texas	63 71								
19	A	TCU	61 65	46	H	Oklahoma St.	63 70								

Non-Div I Games:

Kansas St.

■ Loss,
 ■ Non-Conf,
 ■ S Site,
 ■ H Home
 ■ A Away
 N Neutral

Average RPI Win:	261	WON-LOST	WINNING	LAST 10	STRENGTH OF	OPP. STRENGTH	TEAM	ADJ.	CONF.	ADJ CONF.
Average RPI Loss:	123	RECORD	PCT. RANK	GAMES	SCHEDULE	OF SCHEDULE	RPI	RPI	RPI	RPI
DIV. I ONLY	10- 12	206	5-5	245	155	216	216	16	16	
DIV. I NON-CONF.	5- 5	164	0	281	237	201	201	15	15	
TOTALS	RPI 1-25	RPI 26-50	W-L RECORDS	RPI 51-100	RPI 101-150	RPI 150+				
10- 12	0- 0	0- 2	OVERALL	0- 2	0- 5	10- 3				
4- 5	0- 0	0- 1	HOME	0- 1	0- 1	4- 2				
5- 7	0- 0	0- 1	AWAY	0- 1	0- 4	5- 1				
1- 0	0- 0	0- 0	NEUTRAL	0- 0	0- 0	1- 0				
5- 5	0- 0	0- 0	NON-CONFERENCE	0- 2	0- 2	5- 1				
2- 1	0- 0	0- 0	HOME	0- 1	0- 0	2- 0				
2- 4	0- 0	0- 0	AWAY	0- 1	0- 2	2- 1				
1- 0	0- 0	0- 0	NEUTRAL	0- 0	0- 0	1- 0				
5- 7	0- 0	0- 2	CONFERENCE	0- 0	0- 3	5- 2				
2- 4	0- 0	0- 1	HOME	0- 0	0- 1	2- 2				
3- 3	0- 0	0- 1	AWAY	0- 0	0- 2	3- 0				
0- 0	0- 0	0- 0	NEUTRAL	0- 0	0- 0	0- 0				

RPI S	Opponent	Score	RPI S	Opponent	Score	RPI S	Opponent	Score	RPI S	Opponent	Score	Team's RPI: 216
29	A FGCU	63 80	29	H FGCU	64 89	73	H Georgia Tech	47 63	106	A Liberty	66 76	
						79	A Georgia	65 80	119	A North Florida	33 57	
									119	H North Florida	55 64	
									120	A Duquesne	72 75	
									123	A Campbell	51 63	
									162	H North Ala.	59 56	
									164	H Samford	60 55	
									174	H Jacksonville	83 93	
									212	A Stetson	70 67	
									212	H Stetson	61 67	
									270	A UNCW	58 56	
									273	A Lipscomb	74 66	
									273	H Lipscomb	88 60	
									294	A Navy	62 82	
									297	N UMBC	59 44	
									301	A Ga. Southern	95 69	
									322	H Mercer	92 64	
									332	A NJIT	77 64	
LAST 10 Division I												
29	H FGCU	64 89	162	H North Ala.	59 56							
212	A Stetson	70 67	174	H Jacksonville	83 93							
273	H Lipscomb	88 60	29	A FGCU	63 80							
106	A Liberty	66 76	332	A NJIT	77 64							
119	A North Florida	33 57	273	A Lipscomb	74 66							

Non-Div I Games: Middle Ga. St. 88 49 Shorter 94 55

Kennesaw St.

Loss, Non-Conf, S Site, H Home A Away N Neutral

Average RPI Win:	199	WON-LOST	WINNING	LAST 10	STRENGTH OF	OPP. STRENGTH	TEAM	ADJ.	CONF.	ADJ CONF.
Average RPI Loss:	79	RECORD	PCT. RANK	GAMES	SCHEDULE	OF SCHEDULE	RPI	RPI	RPI	RPI
DIV. I ONLY	13- 9	118	7-3	109	111	104	104	10	10	
DIV. I NON-CONF.	6- 4	123	0	116	123	103	103	10	10	
TOTALS	RPI 1-25	RPI 26-50	W-L RECORDS	RPI 51-100	RPI 101-150	RPI 150+				
13- 9	0- 1	0- 4	OVERALL	1- 1	2- 1	10- 2				
6- 3	0- 1	0- 0	HOME	1- 0	1- 1	4- 1				
5- 4	0- 0	0- 2	AWAY	0- 1	1- 0	4- 1				
2- 2	0- 0	0- 2	NEUTRAL	0- 0	0- 0	2- 0				
6- 4	0- 1	0- 3	NON-CONFERENCE	0- 0	2- 0	4- 0				
2- 1	0- 1	0- 0	HOME	0- 0	1- 0	1- 0				
2- 1	0- 0	0- 1	AWAY	0- 0	1- 0	1- 0				
2- 2	0- 0	0- 2	NEUTRAL	0- 0	0- 0	2- 0				
7- 5	0- 0	0- 1	CONFERENCE	1- 1	0- 1	6- 2				
4- 2	0- 0	0- 0	HOME	1- 0	0- 1	3- 1				
3- 3	0- 0	0- 1	AWAY	0- 1	0- 0	3- 1				
0- 0	0- 0	0- 0	NEUTRAL	0- 0	0- 0	0- 0				

RPI 1-25				RPI 26-50				RPI 51-100				RPI 101+				Team's RPI: 104	
RPI	S	Opponent	Score	RPI	S	Opponent	Score	RPI	S	Opponent	Score	RPI	S	Opponent	Score		
23	H	Ohio St.	65 75	34	A	Purdue	64 77	58	A	Ball St.	62 66	120	A	Duquesne	77 75		
				35	N	Michigan	53 88	58	H	Ball St.	69 68	128	H	Robert Morris	82 81		
				45	A	Ohio	57 63					133	H	Buffalo	44 57		
				48	N	Troy	64 71					151	H	Western Mich.	75 63		
												156	A	Toledo	60 69		
												156	H	Toledo	87 68		
												175	H	Eastern Mich.	69 74		
												179	A	Northern Ill.	79 71		
												188	A	Miami (OH)	78 75		
												191	A	Akron	60 55		
												233	A	Youngstown St.	82 73		
												254	H	Bowling Green	61 47		
												293	H	St. Bonaventure	81 58		
												301	N	Ga. Southern	62 48		
												329	N	Purdue Fort Wayne	75 67		
LAST 10 Division I																	
				156	H	Toledo	87 68	58	H	Ball St.	69 68						
				191	A	Akron	60 55	133	H	Buffalo	44 57						
				45	A	Ohio	57 63	188	A	Miami (OH)	78 75						
				254	H	Bowling Green	61 47	179	A	Northern Ill.	79 71						
				156	A	Toledo	60 69	151	H	Western Mich.	75 63						

Non-Div I Games: Hiram

92 36

Kent St.

Kentucky

Through Games Of Feb. 17, 2020

Average RPI Win:	133	WON-LOST	WINNING	LAST 10	STRENGTH OF	OPP. STRENGTH	TEAM	ADJ.	CONF.	ADJ CONF.
Average RPI Loss:	41	RECORD	PCT. RANK	GAMES	SCHEDULE	OF SCHEDULE	RPI	RPI	RPI	RPI
DIV. I ONLY	19- 5	34	7-3	37	44	22	22	4	4	
DIV. I NON-CONF.	11- 1	13	0	151	100	45	45	5	5	
TOTALS	RPI 1-25	RPI 26-50	W-L RECORDS	RPI 51-100	RPI 101-150	RPI 150+				
19- 5	2- 2	0- 2	OVERALL	6- 0	4- 1	7- 0				
13- 2	2- 1	0- 0	HOME	3- 0	1- 1	7- 0				
6- 3	0- 1	0- 2	AWAY	3- 0	3- 0	0- 0				
0- 0	0- 0	0- 0	NEUTRAL	0- 0	0- 0	0- 0				
11- 1	0- 1	0- 0	NON-CONFERENCE	3- 0	1- 0	7- 0				
8- 1	0- 1	0- 0	HOME	1- 0	0- 0	7- 0				
3- 0	0- 0	0- 0	AWAY	2- 0	1- 0	0- 0				
0- 0	0- 0	0- 0	NEUTRAL	0- 0	0- 0	0- 0				
8- 4	2- 1	0- 2	CONFERENCE	3- 0	3- 1	0- 0				
5- 1	2- 0	0- 0	HOME	2- 0	1- 1	0- 0				
3- 3	0- 1	0- 2	AWAY	1- 0	2- 0	0- 0				
0- 0	0- 0	0- 0	NEUTRAL	0- 0	0- 0	0- 0				

RPI	S	Opponent	Score	RPI	S	Opponent	Score	RPI	S	Opponent	Score	RPI	S	Opponent	Score
2	A	South Carolina	72 99	26	A	LSU	59 65	51	A	Virginia	50 47	105	H	Auburn	68 61
6	H	Louisville	66 67	37	A	Arkansas	85 103	52	A	Middle Tenn.	67 52	134	A	California	63 61
11	H	Mississippi St.	73 62					56	H	Tennessee	80 76	135	A	Florida	65 45
14	H	Texas A&M	76 54					65	H	Charlotte	86 39	135	H	Florida	62 70
								81	A	Alabama	81 71	140	A	Missouri	62 47
								81	H	Alabama	66 62	164	H	Samford	79 49
												170	H	Mt. St. Mary's	67 44
												176	H	Austin Peay	81 52
												212	H	Stetson	67 48
												262	H	Winthrop	91 36
												272	H	Morehead St.	79 54
												344	H	Grambling	81 35
LAST 10 Division I															
11	H	Mississippi St.	73 62	105	H	Auburn	68 61								
37	A	Arkansas	85 103	26	A	LSU	59 65								
81	H	Alabama	66 62	14	H	Texas A&M	76 54								
135	H	Florida	62 70	135	A	Florida	65 45								
140	A	Missouri	62 47	81	A	Alabama	81 71								

Non-Div I Games:

Kentucky

■ Loss,
 ■ Non-Conf, S Site,
 ■ Home
 ■ Away
 N Neutral

Average RPI Win:	289	WON-LOST	WINNING	LAST 10	STRENGTH OF	OPP. STRENGTH	TEAM	ADJ.	CONF.	ADJ CONF.
Average RPI Loss:	232	RECORD	PCT. RANK	GAMES	SCHEDULE	OF SCHEDULE	RPI	RPI	RPI	RPI
DIV. I ONLY	6- 18	306	4-6	297	349	338	338	30	30	
DIV. I NON-CONF.	1- 10	329	0	269	348	344	344	30	30	
TOTALS	RPI 1-25	RPI 26-50	W-L RECORDS	RPI 51-100	RPI 101-150	RPI 150+				
6- 18	0- 0	0- 0	OVERALL	0- 1	0- 1	6- 16				
5- 10	0- 0	0- 0	HOME	0- 1	0- 1	5- 8				
1- 8	0- 0	0- 0	AWAY	0- 0	0- 0	1- 8				
0- 0	0- 0	0- 0	NEUTRAL	0- 0	0- 0	0- 0				
1- 10	0- 0	0- 0	NON-CONFERENCE	0- 1	0- 0	1- 9				
1- 6	0- 0	0- 0	HOME	0- 1	0- 0	1- 5				
0- 4	0- 0	0- 0	AWAY	0- 0	0- 0	0- 4				
0- 0	0- 0	0- 0	NEUTRAL	0- 0	0- 0	0- 0				
5- 8	0- 0	0- 0	CONFERENCE	0- 0	0- 1	5- 7				
4- 4	0- 0	0- 0	HOME	0- 0	0- 1	4- 3				
1- 4	0- 0	0- 0	AWAY	0- 0	0- 0	1- 4				
0- 0	0- 0	0- 0	NEUTRAL	0- 0	0- 0	0- 0				

RPI 1-25			RPI 26-50			RPI 51-100			RPI 101+ Team's RPI: 338		
RPI	S	Opponent	Score	RPI	S	Opponent	Score	RPI	S	Opponent	Score
						63 H Stony Brook	49 80	128 H Robert Morris		59 70	
								169 A Rhode Island		56 79	
								170 A Mt. St. Mary's		57 75	
								170 H Mt. St. Mary's		57 77	
								183 A Merrimack		68 60	
								183 H Merrimack		63 66	
								185 A Lafayette		60 65	
								202 H Cleveland St.		49 79	
								230 A UMass Lowell		56 65	
								234 H Fairfield		51 53	
								255 H Saint Francis (PA)		71 53	
								288 A Wagner		61 63	
								295 H Vermont		62 73	
								300 A Army West Point		60 67	
								305 A St. Francis Brooklyn		63 88	
								305 H St. Francis Brooklyn		54 71	
								309 H Sacred Heart		66 63	
								311 H N.C. Central		59 61	
								315 A Bryant		53 57	
								319 H Hofstra		85 46	
								320 H Fairleigh Dickinson		68 63	
								330 H Saint Peter's		74 89	
								347 H Central Conn. St.		63 61	
LAST 10 Division I											
309	H	Sacred Heart	66 63	255	H	Saint Francis (PA)	71 53				
305	H	St. Francis Brooklyn	54 71	128	H	Robert Morris	59 70				
170	H	Mt. St. Mary's	57 77	288	A	Wagner	61 63				
183	H	Merrimack	63 66	315	A	Bryant	53 57				
183	A	Merrimack	68 60	347	H	Central Conn. St.	63 61				

Non-Div I Games:

LIU Brooklyn

■ Loss,
 ■ Non-Conf,
 S Site,
 ■ Home
 ■ Away
 N Neutral

Average RPI Win:	214	WON-LOST	WINNING	LAST 10	STRENGTH OF	OPP. STRENGTH	TEAM	ADJ.	CONF.	ADJ CONF.
Average RPI Loss:	155	RECORD	PCT. RANK	GAMES	SCHEDULE	OF SCHEDULE	RPI	RPI	RPI	RPI
DIV. I ONLY	6- 20	313	3-7	193	128	291	291	11	11	
DIV. I NON-CONF.	3- 9	279	0	212	228	278	278	11	11	
TOTALS	RPI 1-25	RPI 26-50	W-L RECORDS	RPI 51-100	RPI 101-150	RPI 150+				
6- 20	0- 2	0- 0	OVERALL	0- 3	0- 5	6- 10				
3- 9	0- 0	0- 0	HOME	0- 2	0- 2	3- 5				
3- 9	0- 2	0- 0	AWAY	0- 0	0- 2	3- 5				
0- 2	0- 0	0- 0	NEUTRAL	0- 1	0- 1	0- 0				
3- 9	0- 1	0- 0	NON-CONFERENCE	0- 2	0- 1	3- 5				
1- 4	0- 0	0- 0	HOME	0- 1	0- 0	1- 3				
2- 3	0- 1	0- 0	AWAY	0- 0	0- 0	2- 2				
0- 2	0- 0	0- 0	NEUTRAL	0- 1	0- 1	0- 0				
3- 11	0- 1	0- 0	CONFERENCE	0- 1	0- 4	3- 5				
2- 5	0- 0	0- 0	HOME	0- 1	0- 2	2- 2				
1- 6	0- 1	0- 0	AWAY	0- 0	0- 2	1- 3				
0- 0	0- 0	0- 0	NEUTRAL	0- 0	0- 0	0- 0				

RPI	S	Opponent	Score	RPI	S	Opponent	Score	RPI	S	Opponent	Score	RPI	S	Opponent	Score	Team's RPI: 291
8	A	UCLA	52 74					54	H	Yale	65 81	108	H	San Diego	59 67	
13	A	Gonzaga	52 78					58	N	Ball St.	72 77	116	A	Pacific	67 76	
								68	H	BYU	44 59	116	H	Pacific	70 87	
												141	N	Providence	45 48	
												144	A	Portland	49 74	
												155	A	Saint Mary's (CA)	70 86	
												155	H	Saint Mary's (CA)	61 70	
												177	H	Hawaii	65 51	
												190	A	Pepperdine	84 77	
												190	H	Pepperdine	66 77	
												199	A	New Mexico	73 72	
												204	A	Santa Clara	60 76	
												204	H	Santa Clara	75 59	
												231	H	Cal St. Fullerton	74 79	
												236	A	San Francisco	68 70	
												236	H	San Francisco	76 69	
												244	A	Tulsa	56 75	
												247	H	Georgetown	53 64	
												276	A	Long Beach St.	70 57	
												298	H	CSUN	54 56	
												304	A	UC Irvine	65 80	
LAST 10 Division I																
190	H	Pepperdine	66 77	13	A	Gonzaga	52 78									
236	A	San Francisco	68 70	144	A	Portland	49 74									
204	A	Santa Clara	60 76	190	A	Pepperdine	84 77									
116	H	Pacific	70 87	204	H	Santa Clara	75 59									
155	H	Saint Mary's (CA)	61 70	236	H	San Francisco	76 69									

Non-Div I Games: Cal St. San B'dino 94 46

LMU (CA)

Loss, Non-Conf, S Site, H Home A Away N Neutral

Average RPI Win:	137	WON-LOST	WINNING	LAST 10	STRENGTH OF	OPP. STRENGTH	TEAM	ADJ.	CONF.	ADJ CONF.
Average RPI Loss:	66	RECORD	PCT. RANK	GAMES	SCHEDULE	OF SCHEDULE	RPI	RPI	RPI	RPI
DIV. I ONLY	18- 6	40	7-3	60	32	26	26	4	4	
DIV. I NON-CONF.	10- 2	29	0	115	96	46	46	5	5	
TOTALS	RPI 1-25	RPI 26-50	W-L RECORDS	RPI 51-100	RPI 101-150	RPI 150+				
18- 6	3- 2	2- 0	OVERALL	3- 2	2- 2	8- 0				
11- 1	2- 1	1- 0	HOME	2- 0	1- 0	5- 0				
5- 5	1- 1	1- 0	AWAY	0- 2	1- 2	2- 0				
2- 0	0- 0	0- 0	NEUTRAL	1- 0	0- 0	1- 0				
10- 2	0- 1	2- 0	NON-CONFERENCE	1- 1	0- 0	7- 0				
5- 1	0- 1	1- 0	HOME	0- 0	0- 0	4- 0				
3- 1	0- 0	1- 0	AWAY	0- 1	0- 0	2- 0				
2- 0	0- 0	0- 0	NEUTRAL	1- 0	0- 0	1- 0				
8- 4	3- 1	0- 0	CONFERENCE	2- 1	2- 2	1- 0				
6- 0	2- 0	0- 0	HOME	2- 0	1- 0	1- 0				
2- 4	1- 1	0- 0	AWAY	0- 1	1- 2	0- 0				
0- 0	0- 0	0- 0	NEUTRAL	0- 0	0- 0	0- 0				

RPI 1-25				RPI 26-50				RPI 51-100				RPI 101+			
RPI	S	Opponent	Score	RPI	S	Opponent	Score	RPI	S	Opponent	Score	RPI	S	Opponent	Score
11	A	Mississippi St.	60 64	29	A	FGCU	74 63	56	A	Tennessee	58 63	105	A	Auburn	60 65
14	A	Texas A&M	57 54	47	H	Rutgers	64 58	56	H	Tennessee	75 65	135	A	Florida	77 68
14	H	Texas A&M	59 58					57	A	Oklahoma	68 90	140	A	Missouri	65 69
22	H	Kentucky	65 59					81	H	Alabama	71 60	140	H	Missouri	66 58
25	H	Florida St.	62 70					92	N	Michigan St.	58 56	152	H	New Orleans	83 49
												158	A	Tulane	59 54
												178	N	Memphis	89 58
												211	A	Little Rock	65 50
												241	H	Southeastern La.	62 52
												277	H	Nicholls St.	63 32
												281	H	Ole Miss	52 44
												343	H	Florida A&M	73 45
LAST 10 Division I															
105	A	Auburn	60 65	56	A	Tennessee	58 63	22	H	Kentucky	65 59	11	A	Mississippi St.	60 64
56	H	Tennessee	75 65	140	H	Missouri	66 58	281	H	Ole Miss	52 44	14	A	Texas A&M	57 54
14	H	Texas A&M	59 58												
135	A	Florida	77 68												

Non-Div I Games:

LSU

■ Loss,
 ■ Non-Conf,
 ■ S Site,
 ■ H Home
 ■ A Away
 N Neutral

Average RPI Win:	228	WON-LOST	WINNING	LAST 10	STRENGTH OF	OPP. STRENGTH	TEAM	ADJ.	CONF.	ADJ CONF.
Average RPI Loss:	111	RECORD	PCT. RANK	GAMES	SCHEDULE	OF SCHEDULE	RPI	RPI	RPI	RPI
DIV. I ONLY	11- 14	210	5-5	134	149	182	182	12	12	
DIV. I NON-CONF.	6- 7	182	0	103	263	156	156	12	12	
TOTALS	RPI 1-25	RPI 26-50	W-L RECORDS	RPI 51-100	RPI 101-150	RPI 150+				
11- 14	0- 0	0- 2	OVERALL	1- 6	0- 5	10- 1				
5- 7	0- 0	0- 1	HOME	1- 4	0- 2	4- 0				
5- 7	0- 0	0- 1	AWAY	0- 2	0- 3	5- 1				
1- 0	0- 0	0- 0	NEUTRAL	0- 0	0- 0	1- 0				
6- 7	0- 0	0- 1	NON-CONFERENCE	1- 4	0- 1	5- 1				
2- 4	0- 0	0- 0	HOME	1- 3	0- 1	1- 0				
3- 3	0- 0	0- 1	AWAY	0- 1	0- 0	3- 1				
1- 0	0- 0	0- 0	NEUTRAL	0- 0	0- 0	1- 0				
5- 7	0- 0	0- 1	CONFERENCE	0- 2	0- 4	5- 0				
3- 3	0- 0	0- 1	HOME	0- 1	0- 1	3- 0				
2- 4	0- 0	0- 0	AWAY	0- 1	0- 3	2- 0				
0- 0	0- 0	0- 0	NEUTRAL	0- 0	0- 0	0- 0				

RPI S	Opponent	Score	RPI S	Opponent	Score	RPI S	Opponent	Score	RPI S	Opponent	Score	Team's RPI: 182
49	A Drexel	31 69	61	H Penn	49 65	120	A Duquesne	56 82				
50	H Dayton	58 98	75	H Temple	69 72	124	A Richmond	61 63				
			87	A Fordham	45 62	124	H Richmond	61 67				
			94	H Saint Louis	61 77	128	H Robert Morris	68 71				
			96	H Harvard	75 69	149	A Massachusetts	62 76				
			97	A Rider	43 70	153	A George Washington	61 54				
			100	H Villanova	69 77	192	A Norfolk St.	55 52				
						207	A Penn St.	69 67				
						229	A Saint Joseph's	59 53				
						229	H Saint Joseph's	67 59				
						232	H George Mason	77 65				
						250	A Howard	78 62				
						293	H St. Bonaventure	67 61				
						294	A Navy	46 61				
						297	N UMBC	74 58				
						328	H Coppin St.	79 46				
LAST 10 Division I												
229	A Saint Joseph's	59 53	229	H Saint Joseph's	67 59							
153	A George Washington	61 54	124	A Richmond	61 63							
124	H Richmond	61 67	293	H St. Bonaventure	67 61							
87	A Fordham	45 62	149	A Massachusetts	62 76							
232	H George Mason	77 65	120	A Duquesne	56 82							

Non-Div I Games:

La Salle

■ Loss,
 ■ Non-Conf,
 ■ S Site,
 ■ H Home
 ■ A Away
 N Neutral

Average RPI Win:	316	WON-LOST	WINNING	LAST 10	STRENGTH OF	OPP. STRENGTH	TEAM	ADJ.	CONF.	ADJ CONF.
Average RPI Loss:	230	RECORD	PCT. RANK	GAMES	SCHEDULE	OF SCHEDULE	RPI	RPI	RPI	RPI
DIV. I ONLY	3- 21	333	1-9	344	314	350	350	21	21	
DIV. I NON-CONF.	2- 9	304	0	348	342	351	351	19	19	
TOTALS	RPI 1-25	RPI 26-50	W-L RECORDS	RPI 51-100	RPI 101-150	RPI 150+				
3- 21	0- 0	0- 2	OVERALL	0- 0	0- 2	3- 17				
2- 9	0- 0	0- 1	HOME	0- 0	0- 0	2- 8				
1- 12	0- 0	0- 1	AWAY	0- 0	0- 2	1- 9				
0- 0	0- 0	0- 0	NEUTRAL	0- 0	0- 0	0- 0				
2- 9	0- 0	0- 0	NON-CONFERENCE	0- 0	0- 1	2- 8				
2- 3	0- 0	0- 0	HOME	0- 0	0- 0	2- 3				
0- 6	0- 0	0- 0	AWAY	0- 0	0- 1	0- 5				
0- 0	0- 0	0- 0	NEUTRAL	0- 0	0- 0	0- 0				
1- 12	0- 0	0- 2	CONFERENCE	0- 0	0- 1	1- 9				
0- 6	0- 0	0- 1	HOME	0- 0	0- 0	0- 5				
1- 6	0- 0	0- 1	AWAY	0- 0	0- 1	1- 4				
0- 0	0- 0	0- 0	NEUTRAL	0- 0	0- 0	0- 0				

RPI S	Opponent	Score	RPI S	Opponent	Score	RPI S	Opponent	Score	RPI S	Opponent	Score	Team's RPI: 350
48	A Troy	65 77	48	H Troy	65 72				107	A UT Arlington	34 72	
									147	A Texas Tech	38 83	
									196	A Tennessee Tech	68 75	
									203	A Louisiana	55 68	
									208	H Southern Miss.	42 57	
									211	H Little Rock	50 70	
									238	A South Alabama	63 72	
									238	H South Alabama	39 73	
									241	H Southeastern La.	52 65	
									252	A North Texas	51 63	
									259	A Texas St.	58 55	
									260	H Arkansas St.	53 54	
									277	A Nicholls St.	59 74	
									281	A Ole Miss	42 66	
									301	A Ga. Southern	47 64	
									301	H Ga. Southern	66 72	
									308	A Georgia St.	52 68	
									308	H Georgia St.	43 52	
									318	H Houston Baptist	65 72	
									337	H Northwestern St.	63 54	
									341	A McNeese	69 72	
									351	H Mississippi Val.	74 66	
LAST 10 Division I												
308	H Georgia St.	43 52	203	A Louisiana	55 68							
301	H Ga. Southern	66 72	211	H Little Rock	50 70							
238	H South Alabama	39 73	107	A UT Arlington	34 72							
48	A Troy	65 77	259	A Texas St.	58 55							
260	H Arkansas St.	53 54	238	A South Alabama	63 72							

Non-Div I Games:

La.-Monroe

■ Loss,
■ Non-Conf,
■ S Site,
■ H Home
■ A Away
N Neutral

Average RPI Win:	242	WON-LOST	WINNING	LAST 10	STRENGTH OF	OPP. STRENGTH	TEAM	ADJ.	CONF.	ADJ CONF.
Average RPI Loss:	139	RECORD	PCT. RANK	GAMES	SCHEDULE	OF SCHEDULE	RPI	RPI	RPI	RPI
DIV. I ONLY	12- 11	166	7-3	189	240	185	185	15	15	
DIV. I NON-CONF.	4- 6	212	0	274	319	271	271	16	16	
TOTALS	RPI 1-25	RPI 26-50	W-L RECORDS	RPI 51-100	RPI 101-150	RPI 150+				
12- 11	0- 0	0- 0	OVERALL	0- 3	3- 5	9- 3				
9- 3	0- 0	0- 0	HOME	0- 0	3- 2	6- 1				
3- 8	0- 0	0- 0	AWAY	0- 3	0- 3	3- 2				
0- 0	0- 0	0- 0	NEUTRAL	0- 0	0- 0	0- 0				
4- 6	0- 0	0- 0	NON-CONFERENCE	0- 2	0- 1	4- 3				
3- 2	0- 0	0- 0	HOME	0- 0	0- 1	3- 1				
1- 4	0- 0	0- 0	AWAY	0- 2	0- 0	1- 2				
0- 0	0- 0	0- 0	NEUTRAL	0- 0	0- 0	0- 0				
8- 5	0- 0	0- 0	CONFERENCE	0- 1	3- 4	5- 0				
6- 1	0- 0	0- 0	HOME	0- 0	3- 1	3- 0				
2- 4	0- 0	0- 0	AWAY	0- 1	0- 3	2- 0				
0- 0	0- 0	0- 0	NEUTRAL	0- 0	0- 0	0- 0				

RPI S	Opponent	Score	RPI S	Opponent	Score	RPI S	Opponent	Score	RPI S	Opponent	Score	Team's RPI: 185
						66	A St. John's (NY)	44 76	102	A Colgate	52 73	
						66	A Seton Hall	50 74	102	H Colgate	55 39	
						74	A Bucknell	36 50	114	A Holy Cross	56 57	
									114	H Holy Cross	49 57	
									120	H Duquesne	65 73	
									129	A Lehigh	66 73	
									129	H Lehigh	61 53	
									132	H Boston U.	59 57	
									168	A Binghamton	64 74	
									205	A American	67 52	
									221	H Manhattan	60 53	
									245	H Loyola Maryland	55 52	
									279	A Monmouth	44 52	
									294	H Navy	79 52	
									297	H UMBC	58 65	
									300	A Army West Point	57 52	
									300	H Army West Point	67 58	
									314	A Albany (NY)	54 47	
									320	H Fairleigh Dickinson	61 29	
									338	H LIU Brooklyn	65 60	
LAST 10 Division I												
			114	H Holy Cross	49 57		129	H Lehigh	61 53			
			300	H Army West Point	67 58		300	A Army West Point	57 52			
			129	A Lehigh	66 73		294	H Navy	79 52			
			205	A American	67 52		102	A Colgate	52 73			
			102	H Colgate	55 39		245	H Loyola Maryland	55 52			

Non-Div I Games:

Lafayette

Average RPI Win:	270	WON-LOST	WINNING	LAST 10	STRENGTH OF	OPP. STRENGTH	TEAM	ADJ.	CONF.	ADJ CONF.
Average RPI Loss:	162	RECORD	PCT. RANK	GAMES	SCHEDULE	OF SCHEDULE	RPI	RPI	RPI	RPI
DIV. I ONLY	7- 15	278	2-8	203	252	269	269	23	23	
DIV. I NON-CONF.	2- 5	259	0	31	92	160	160	24	24	
TOTALS	RPI 1-25	RPI 26-50	W-L RECORDS	RPI 51-100	RPI 101-150	RPI 150+				
7- 15	0- 2	0- 1	OVERALL	0- 2	1- 3	6- 7				
3- 6	0- 0	0- 0	HOME	0- 1	0- 1	3- 4				
3- 9	0- 2	0- 1	AWAY	0- 1	0- 2	3- 3				
1- 0	0- 0	0- 0	NEUTRAL	0- 0	1- 0	0- 0				
2- 5	0- 2	0- 1	NON-CONFERENCE	0- 0	1- 0	1- 2				
1- 1	0- 0	0- 0	HOME	0- 0	0- 0	1- 1				
0- 4	0- 2	0- 1	AWAY	0- 0	0- 0	0- 1				
1- 0	0- 0	0- 0	NEUTRAL	0- 0	1- 0	0- 0				
5- 10	0- 0	0- 0	CONFERENCE	0- 2	0- 3	5- 5				
2- 5	0- 0	0- 0	HOME	0- 1	0- 1	2- 3				
3- 5	0- 0	0- 0	AWAY	0- 1	0- 2	3- 2				
0- 0	0- 0	0- 0	NEUTRAL	0- 0	0- 0	0- 0				

RPI 1-25				RPI 26-50				RPI 51-100				RPI 101+ Team's RPI: 269			
RPI	S	Opponent	Score	RPI	S	Opponent	Score	RPI	S	Opponent	Score	RPI	S	Opponent	Score
5	A	Baylor	28 90	46	A	Oklahoma St.	53 74	90	H	SFA	53 54	118	N	Idaho	47 44
21	A	NC State	40 81					95	A	A&M-Corpus Christi	39 49	125	A	Abilene Christian	72 78
												125	H	Abilene Christian	49 75
												150	A	Sam Houston St.	47 68
												152	H	New Orleans	57 62
												203	H	Louisiana	63 74
												224	A	Central Ark.	29 53
												241	A	Southeastern La.	65 57
												258	H	Denver	71 59
												277	A	Nicholls St.	84 78
												277	H	Nicholls St.	60 62
												286	H	Incarnate Word	48 67
												313	A	Cal Poly	56 57
												318	A	Houston Baptist	59 72
												318	H	Houston Baptist	60 53
												337	H	Northwestern St.	61 58
												341	A	McNeese	87 69
LAST 10 Division I															
318	A	Houston Baptist	59 72	90	H	SFA	53 54								
277	H	Nicholls St.	60 62	286	H	Incarnate Word	48 67								
125	H	Abilene Christian	49 75	95	A	A&M-Corpus Christi	39 49								
224	A	Central Ark.	29 53	150	A	Sam Houston St.	47 68								
341	A	McNeese	87 69	318	H	Houston Baptist	60 53								

Non-Div I Games: Howard Payne 96 36 LeTourneau 90 38

Lamar University

Loss, Non-Conf, S Site, H Home A Away N Neutral

Average RPI Win: 232	WON-LOST	WINNING	LAST 10	STRENGTH OF	OPP. STRENGTH	TEAM	ADJ.	CONF.	ADJ CONF.
Average RPI Loss: 114	RECORD	PCT. RANK	GAMES	SCHEDULE	OF SCHEDULE	RPI	RPI	RPI	RPI
DIV. I ONLY	15- 8	76	5-5	226	186	129	129	15	15
DIV. I NON-CONF.	7- 3	80	0	143	265	74	74	16	16
TOTALS	RPI 1-25	RPI 26-50	W-L RECORDS	RPI 51-100	RPI 101-150	RPI 150+			
15- 8	0- 0	0- 0	OVERALL	1- 4	1- 2	13- 2			
7- 3	0- 0	0- 0	HOME	1- 1	1- 1	5- 1			
8- 3	0- 0	0- 0	AWAY	0- 1	0- 1	8- 1			
0- 2	0- 0	0- 0	NEUTRAL	0- 2	0- 0	0- 0			
7- 3	0- 0	0- 0	NON-CONFERENCE	1- 3	0- 0	6- 0			
3- 0	0- 0	0- 0	HOME	1- 0	0- 0	2- 0			
4- 1	0- 0	0- 0	AWAY	0- 1	0- 0	4- 0			
0- 2	0- 0	0- 0	NEUTRAL	0- 2	0- 0	0- 0			
8- 5	0- 0	0- 0	CONFERENCE	0- 1	1- 2	7- 2			
4- 3	0- 0	0- 0	HOME	0- 1	1- 1	3- 1			
4- 2	0- 0	0- 0	AWAY	0- 0	0- 1	4- 1			
0- 0	0- 0	0- 0	NEUTRAL	0- 0	0- 0	0- 0			

RPI 1-25				RPI 26-50				RPI 51-100				RPI 101+				Team's RPI: 129	
RPI	S	Opponent	Score	RPI	S	Opponent	Score	RPI	S	Opponent	Score	RPI	S	Opponent	Score		
								58	N	Ball St.	52	54	114	A	Holy Cross	62	65
								66	H	Seton Hall	75	68	114	H	Holy Cross	57	74
								71	A	Minnesota	49	77	132	H	Boston U.	51	34
								74	H	Bucknell	50	71	153	H	George Washington	59	53
								87	N	Fordham	57	59	170	A	Mt. St. Mary's	66	65
													183	A	Merrimack	72	68
													185	A	Lafayette	53	61
													185	H	Lafayette	73	66
													205	A	American	64	63
													205	H	American	56	64
													245	A	Loyola Maryland	55	53
													271	A	Delaware St.	68	38
													294	A	Navy	60	53
													294	H	Navy	70	40
													300	A	Army West Point	94	65
													300	H	Army West Point	89	72
													330	A	Saint Peter's	80	71
													347	H	Central Conn. St.	70	51
LAST 10 Division I																	
				300	H	Army West Point	89	72					185	A	Lafayette	53	61
				114	A	Holy Cross	62	65					114	H	Holy Cross	57	74
				185	H	Lafayette	73	66					74	H	Bucknell	50	71
				300	A	Army West Point	94	65					294	A	Navy	60	53
				205	H	American	56	64					205	A	American	64	63

Non-Div I Games: Bloomsburg 91 43

Lehigh

■ Loss,
 ■ Non-Conf,
 ■ S Site,
 ■ H Home
 ■ A Away
 N Neutral

Liberty

Through Games Of Feb. 17, 2020

Average RPI Win: 214	WON-LOST	WINNING	LAST 10	STRENGTH OF	OPP. STRENGTH	TEAM	ADJ.	CONF.	ADJ CONF.
Average RPI Loss: 111	RECORD	PCT. RANK	GAMES	SCHEDULE	OF SCHEDULE	RPI	RPI	RPI	RPI
DIV. I ONLY	14- 11	141	6-4	86	193	106	106	16	16
DIV. I NON-CONF.	7- 6	161	0	71	173	99	99	15	15
TOTALS	RPI 1-25	RPI 26-50	W-L RECORDS	RPI 51-100	RPI 101-150	RPI 150+			
14- 11	0- 1	1- 4	OVERALL	0- 0	1- 2	12- 4			
5- 5	0- 0	0- 1	HOME	0- 0	0- 1	5- 3			
7- 5	0- 0	0- 3	AWAY	0- 0	1- 1	6- 1			
2- 1	0- 1	1- 0	NEUTRAL	0- 0	0- 0	1- 0			
7- 6	0- 1	1- 2	NON-CONFERENCE	0- 0	1- 1	5- 2			
1- 3	0- 0	0- 0	HOME	0- 0	0- 1	1- 2			
4- 2	0- 0	0- 2	AWAY	0- 0	1- 0	3- 0			
2- 1	0- 1	1- 0	NEUTRAL	0- 0	0- 0	1- 0			
7- 5	0- 0	0- 2	CONFERENCE	0- 0	0- 1	7- 2			
4- 2	0- 0	0- 1	HOME	0- 0	0- 0	4- 1			
3- 3	0- 0	0- 1	AWAY	0- 0	0- 1	3- 1			
0- 0	0- 0	0- 0	NEUTRAL	0- 0	0- 0	0- 0			

RPI 1-25			RPI 26-50			RPI 51-100			RPI 101+ Team's RPI: 106		
RPI	S	Opponent	Score	RPI	S	Opponent	Score	RPI	S	Opponent	Score
15	N	Oregon St.	55 68	29	A	FGCU	57 64	119	A	North Florida	50 65
				29	H	FGCU	65 74	143	A	Hampton	83 59
				30	A	Virginia Tech	69 73	148	H	UNC Greensboro	53 58
				38	N	Bradley	75 63	162	A	North Ala.	75 86
				42	A	James Madison	53 76	162	H	North Ala.	71 76
								174	A	Jacksonville	65 59
								174	H	Jacksonville	85 76
								188	N	Miami (OH)	65 53
								192	A	Norfolk St.	67 48
								197	H	Chattanooga	54 71
								212	A	Stetson	57 48
								216	H	Kennesaw St.	76 66
								222	A	UMKC	68 44
								251	H	East Carolina	81 66
								255	A	Saint Francis (PA)	71 52
								273	H	Lipscomb	64 60
								284	H	ETSU	62 63
								332	A	NJIT	67 53
								332	H	NJIT	66 48
LAST 10 Division I											
332	H	NJIT	66 48	119	A	North Florida	50 65				
174	A	Jacksonville	65 59	212	A	Stetson	57 48				
162	A	North Ala.	75 86	273	H	Lipscomb	64 60				
216	H	Kennesaw St.	76 66	162	H	North Ala.	71 76				
29	H	FGCU	65 74	174	H	Jacksonville	85 76				

Non-Div I Games:

Liberty

Loss, Non-Conf, S Site, H Home A Away N Neutral

Average RPI Win: 280	WON-LOST	WINNING	LAST 10	STRENGTH OF	OPP. STRENGTH	TEAM	ADJ.	CONF.	ADJ CONF.
Average RPI Loss: 137	RECORD	PCT. RANK	GAMES	SCHEDULE	OF SCHEDULE	RPI	RPI	RPI	RPI
DIV. I ONLY	5- 20	319	2-8	89	246	273	273	16	16
DIV. I NON-CONF.	2- 10	313	0	55	302	248	248	15	15
TOTALS	RPI 1-25	RPI 26-50	W-L RECORDS	RPI 51-100	RPI 101-150	RPI 150+			
5- 20	0- 0	0- 3	OVERALL	0- 5	0- 2	5- 10			
2- 9	0- 0	0- 1	HOME	0- 1	0- 1	2- 6			
3- 9	0- 0	0- 2	AWAY	0- 2	0- 1	3- 4			
0- 2	0- 0	0- 0	NEUTRAL	0- 2	0- 0	0- 0			
2- 10	0- 0	0- 1	NON-CONFERENCE	0- 5	0- 0	2- 4			
1- 3	0- 0	0- 0	HOME	0- 1	0- 0	1- 2			
1- 5	0- 0	0- 1	AWAY	0- 2	0- 0	1- 2			
0- 2	0- 0	0- 0	NEUTRAL	0- 2	0- 0	0- 0			
3- 10	0- 0	0- 2	CONFERENCE	0- 0	0- 2	3- 6			
1- 6	0- 0	0- 1	HOME	0- 0	0- 1	1- 4			
2- 4	0- 0	0- 1	AWAY	0- 0	0- 1	2- 2			
0- 0	0- 0	0- 0	NEUTRAL	0- 0	0- 0	0- 0			

RPI 1-25				RPI 26-50				RPI 51-100				RPI 101+				Team's RPI: 273	
RPI	S	Opponent	Score	RPI	S	Opponent	Score	RPI	S	Opponent	Score	RPI	S	Opponent	Score		
				29	A	FGCU	56 82	52	A	Middle Tenn.	49 70	106	A	Liberty	60 64		
				29	H	FGCU	45 78	60	H	Belmont	68 69	119	H	North Florida	60 68		
				50	A	Dayton	60 82	62	A	UT Martin	67 83	162	A	North Ala.	58 91		
								64	N	Marist	63 74	162	H	North Ala.	72 84		
								97	N	Rider	76 81	174	H	Jacksonville	64 73		
												186	H	Northern Ky.	71 69		
												196	A	Tennessee Tech	58 78		
												212	A	Stetson	65 59		
												212	H	Stetson	34 48		
												216	A	Kennesaw St.	60 88		
												216	H	Kennesaw St.	66 74		
												225	H	Eastern Ill.	56 66		
												237	H	Murray St.	57 67		
												274	A	Jacksonville St.	63 65		
												332	A	NJIT	65 57		
												332	H	NJIT	68 66		
												336	A	Tennessee St.	74 64		
LAST 10 Division I																	
				332	H	NJIT	68 66	174	H	Jacksonville	64 73						
				29	H	FGCU	45 78	119	H	North Florida	60 68						
				162	A	North Ala.	58 91	332	A	NJIT	65 57						
				216	A	Kennesaw St.	60 88	106	A	Liberty	60 64						
				212	H	Stetson	34 48	216	H	Kennesaw St.	66 74						

Non-Div I Games: Queens (NC) 86 45

Lipscomb

■ Loss,
■ Non-Conf,
■ S Site,
■ H Home
■ A Away
N Neutral

Little Rock

Through Games Of Feb. 17, 2020

Average RPI Win:	269	WON-LOST	WINNING	LAST 10	STRENGTH OF	OPP. STRENGTH	TEAM	ADJ.	CONF.	ADJ CONF.
Average RPI Loss:	120	RECORD	PCT. RANK	GAMES	SCHEDULE	OF SCHEDULE	RPI	RPI	RPI	RPI
DIV. I ONLY	10- 14	231	6-4	154	174	211	211	21	21	
DIV. I NON-CONF.	2- 9	304	0	36	42	223	223	19	19	
TOTALS	RPI 1-25	RPI 26-50	W-L RECORDS	RPI 51-100	RPI 101-150	RPI 150+				
10- 14	0- 2	0- 3	OVERALL	0- 2	0- 2	10- 5				
6- 6	0- 0	0- 1	HOME	0- 1	0- 1	6- 3				
4- 8	0- 2	0- 2	AWAY	0- 1	0- 1	4- 2				
0- 0	0- 0	0- 0	NEUTRAL	0- 0	0- 0	0- 0				
2- 9	0- 2	0- 3	NON-CONFERENCE	0- 1	0- 0	2- 3				
2- 3	0- 0	0- 1	HOME	0- 0	0- 0	2- 2				
0- 6	0- 2	0- 2	AWAY	0- 1	0- 0	0- 1				
0- 0	0- 0	0- 0	NEUTRAL	0- 0	0- 0	0- 0				
8- 5	0- 0	0- 0	CONFERENCE	0- 1	0- 2	8- 2				
4- 3	0- 0	0- 0	HOME	0- 1	0- 1	4- 1				
4- 2	0- 0	0- 0	AWAY	0- 0	0- 1	4- 1				
0- 0	0- 0	0- 0	NEUTRAL	0- 0	0- 0	0- 0				

RPI 1-25				RPI 26-50				RPI 51-100				RPI 101+ Team's RPI: 211			
RPI	S	Opponent	Score	RPI	S	Opponent	Score	RPI	S	Opponent	Score	RPI	S	Opponent	Score
11	A	Mississippi St.	50 89	26	H	LSU	50 65	82	H	Coastal Caro.	48 68	107	A	UT Arlington	58 65
14	A	Texas A&M	35 78	32	A	Western Ky.	58 77	83	A	Rice	40 66	107	H	UT Arlington	46 62
				37	A	Arkansas	53 86					178	H	Memphis	50 68
												193	A	Fla. Atlantic	72 79
												203	A	Louisiana	59 44
												224	H	Central Ark.	63 48
												240	H	Appalachian St.	68 63
												242	H	Louisiana Tech	38 43
												244	H	Tulsa	63 51
												259	A	Texas St.	78 66
												259	H	Texas St.	47 50
												260	H	Arkansas St.	67 58
												301	A	Ga. Southern	65 49
												301	H	Ga. Southern	58 46
												308	A	Georgia St.	43 58
												308	H	Georgia St.	66 46
												350	A	La.-Monroe	70 50
LAST 10 Division I															
107	H	UT Arlington	46 62	240	H	Appalachian St.	68 63								
259	H	Texas St.	47 50	350	A	La.-Monroe	70 50								
308	A	Georgia St.	43 58	260	H	Arkansas St.	67 58								
301	A	Ga. Southern	65 49	82	H	Coastal Caro.	48 68								
203	A	Louisiana	59 44	308	H	Georgia St.	66 46								

Non-Div I Games:

Little Rock

Loss, Non-Conf, S Site, H Home A Away N Neutral

Average RPI Win:	267	WON-LOST	WINNING	LAST 10	STRENGTH OF	OPP. STRENGTH	TEAM	ADJ.	CONF.	ADJ CONF.
Average RPI Loss:	196	RECORD	PCT. RANK	GAMES	SCHEDULE	OF SCHEDULE	RPI	RPI	RPI	RPI
DIV. I ONLY	10- 13	217	5-5	327	180	276	276	28	28	
DIV. I NON-CONF.	4- 8	235	0	303	55	279	279	26	26	
TOTALS	RPI 1-25	RPI 26-50	W-L RECORDS	RPI 51-100	RPI 101-150	RPI 150+				
10- 13	0- 2	0- 0	OVERALL	0- 1	0- 1	10- 9				
6- 3	0- 1	0- 0	HOME	0- 0	0- 0	6- 2				
2- 10	0- 1	0- 0	AWAY	0- 1	0- 1	2- 7				
2- 0	0- 0	0- 0	NEUTRAL	0- 0	0- 0	2- 0				
4- 8	0- 2	0- 0	NON-CONFERENCE	0- 1	0- 1	4- 4				
1- 3	0- 1	0- 0	HOME	0- 0	0- 0	1- 2				
1- 5	0- 1	0- 0	AWAY	0- 1	0- 1	1- 2				
2- 0	0- 0	0- 0	NEUTRAL	0- 0	0- 0	2- 0				
6- 5	0- 0	0- 0	CONFERENCE	0- 0	0- 0	6- 5				
5- 0	0- 0	0- 0	HOME	0- 0	0- 0	5- 0				
1- 5	0- 0	0- 0	AWAY	0- 0	0- 0	1- 5				
0- 0	0- 0	0- 0	NEUTRAL	0- 0	0- 0	0- 0				

RPI 1-25				RPI 26-50				RPI 51-100				RPI 101+ Team's RPI: 276			
RPI	S	Opponent	Score	RPI	S	Opponent	Score	RPI	S	Opponent	Score	RPI	S	Opponent	Score
1	H	Oregon	45 81					76	A	Southern California	40 57	134	A	California	45 68
8	A	UCLA	51 86									159	A	UC Davis	55 57
												177	A	Hawaii	44 68
												177	H	Hawaii	62 55
												204	A	Santa Clara	54 46
												207	N	Penn St.	64 56
												231	A	Cal St. Fullerton	65 69
												267	H	UC Santa Barbara	59 53
												283	A	UC Riverside	57 58
												283	H	UC Riverside	73 67
												285	H	Utah St.	48 56
												287	A	California Baptist	70 79
												291	H	LMU (CA)	57 70
												298	H	CSUN	60 52
												303	H	Air Force	74 68
												304	A	UC Irvine	56 46
												307	A	Seattle U	54 66
												313	A	Cal Poly	41 61
												313	H	Cal Poly	72 69
												317	N	UTRGV	69 65
LAST 10 Division I															
				283	A	UC Riverside	57 58					304	A	UC Irvine	56 46
				267	H	UC Santa Barbara	59 53					177	H	Hawaii	62 55
				313	A	Cal Poly	41 61					298	H	CSUN	60 52
				177	A	Hawaii	44 68					159	A	UC Davis	55 57
				283	H	UC Riverside	73 67					231	A	Cal St. Fullerton	65 69

Non-Div I Games: Westcliff 94 47 Bethesda (CA) 90 43

Long Beach St.

■ Loss,
 ■ Non-Conf, S Site,
 ■ Home
 ■ Away
 N Neutral

Average RPI Win: 272	WON-LOST	WINNING	LAST 10	STRENGTH OF	OPP. STRENGTH	TEAM	ADJ.	CONF.	ADJ CONF.
Average RPI Loss: 192	RECORD	PCT. RANK	GAMES	SCHEDULE	OF SCHEDULE	RPI	RPI	RPI	RPI
DIV. I ONLY	10- 13	217	3-7	273	305	268	268	25	25
DIV. I NON-CONF.	4- 5	195	0	298	225	258	258	28	28
TOTALS	RPI 1-25	RPI 26-50	W-L RECORDS	RPI 51-100	RPI 101-150	RPI 150+			
10- 13	0- 0	0- 1	OVERALL	0- 0	0- 4	10- 8			
6- 6	0- 0	0- 0	HOME	0- 0	0- 2	6- 4			
4- 7	0- 0	0- 1	AWAY	0- 0	0- 2	4- 4			
0- 0	0- 0	0- 0	NEUTRAL	0- 0	0- 0	0- 0			
4- 5	0- 0	0- 1	NON-CONFERENCE	0- 0	0- 1	4- 3			
3- 1	0- 0	0- 0	HOME	0- 0	0- 0	3- 1			
1- 4	0- 0	0- 1	AWAY	0- 0	0- 1	1- 2			
0- 0	0- 0	0- 0	NEUTRAL	0- 0	0- 0	0- 0			
6- 8	0- 0	0- 0	CONFERENCE	0- 0	0- 3	6- 5			
3- 5	0- 0	0- 0	HOME	0- 0	0- 2	3- 3			
3- 3	0- 0	0- 0	AWAY	0- 0	0- 1	3- 2			
0- 0	0- 0	0- 0	NEUTRAL	0- 0	0- 0	0- 0			

RPI S	Opponent	Score	RPI S	Opponent	Score	RPI S	Opponent	Score	RPI S	Opponent	Score	Team's RPI: 268
			42	A James Madison	53 93				123	H Campbell	55 70	
									135	A Florida	54 71	
									143	A Hampton	55 73	
									143	H Hampton	76 90	
									192	A Norfolk St.	46 49	
									200	A Gardner-Webb	70 73	
									200	H Gardner-Webb	80 70	
									201	H Radford	61 62	
									209	H High Point	69 76	
									214	H Brown	86 76	
									227	A UNC Asheville	54 51	
									227	H UNC Asheville	73 56	
									251	H East Carolina	61 64	
									262	A Winthrop	63 74	
									270	H UNCW	59 58	
									271	H Delaware St.	78 62	
									280	A Wofford	76 79	
									312	A Presbyterian	71 60	
									312	H Presbyterian	77 82	
									323	A UMES	71 62	
									331	A USC Upstate	70 62	
									345	H Charleston So.	84 64	
LAST 10 Division I												
			143	H Hampton	76 90				227	H UNC Asheville	73 56	
			200	A Gardner-Webb	70 73				262	A Winthrop	63 74	
			312	H Presbyterian	77 82				209	H High Point	69 76	
			227	A UNC Asheville	54 51				201	H Radford	61 62	
			143	A Hampton	55 73				331	A USC Upstate	70 62	

Non-Div I Games:

Longwood

■ Loss,
 ■ Non-Conf,
 ■ S Site,
 ■ H Home
 ■ A Away
 N Neutral

Louisiana

Through Games Of Feb. 17, 2020

Average RPI Win:	254	WON-LOST	WINNING	LAST 10	STRENGTH OF	OPP. STRENGTH	TEAM	ADJ.	CONF.	ADJ CONF.
Average RPI Loss:	177	RECORD	PCT. RANK	GAMES	SCHEDULE	OF SCHEDULE	RPI	RPI	RPI	RPI
DIV. I ONLY	12- 10	151	5-5	270	260	203	203	21	21	
DIV. I NON-CONF.	5- 4	140	0	246	240	149	149	19	19	
TOTALS	RPI 1-25	RPI 26-50	W-L RECORDS	RPI 51-100	RPI 101-150	RPI 150+				
12- 10	0- 1	1- 1	OVERALL	0- 0	0- 3	11- 5				
6- 4	0- 1	0- 1	HOME	0- 0	0- 0	6- 2				
6- 6	0- 0	1- 0	AWAY	0- 0	0- 3	5- 3				
0- 0	0- 0	0- 0	NEUTRAL	0- 0	0- 0	0- 0				
5- 4	0- 1	0- 0	NON-CONFERENCE	0- 0	0- 2	5- 1				
2- 1	0- 1	0- 0	HOME	0- 0	0- 0	2- 0				
3- 3	0- 0	0- 0	AWAY	0- 0	0- 2	3- 1				
0- 0	0- 0	0- 0	NEUTRAL	0- 0	0- 0	0- 0				
7- 6	0- 0	1- 1	CONFERENCE	0- 0	0- 1	6- 4				
4- 3	0- 0	0- 1	HOME	0- 0	0- 0	4- 2				
3- 3	0- 0	1- 0	AWAY	0- 0	0- 1	2- 2				
0- 0	0- 0	0- 0	NEUTRAL	0- 0	0- 0	0- 0				

RPI	S	Opponent	Score	RPI	S	Opponent	Score	RPI	S	Opponent	Score	RPI	S	Opponent	Score	Team's RPI: 203
11	H	Mississippi St.	48 64	48	A	Troy	79 73					107	A	UT Arlington	52 79	
				48	H	Troy	64 67					142	A	Jackson St.	54 65	
												150	A	Sam Houston St.	73 77	
												152	A	New Orleans	65 60	
												211	H	Little Rock	44 59	
												238	A	South Alabama	63 78	
												238	H	South Alabama	73 68	
												241	H	Southeastern La.	60 50	
												252	A	North Texas	66 69	
												259	A	Texas St.	73 67	
												260	H	Arkansas St.	83 43	
												269	A	Lamar University	74 63	
												281	A	Ole Miss	53 42	
												301	A	Ga. Southern	67 83	
												301	H	Ga. Southern	72 60	
												308	A	Georgia St.	75 65	
												308	H	Georgia St.	53 61	
												341	H	McNeese	75 55	
												350	H	La.-Monroe	68 55	
LAST 10 Division I																
301	H	Ga. Southern	72 60	350	H	La.-Monroe	68 55									
308	H	Georgia St.	53 61	260	H	Arkansas St.	83 43									
48	H	Troy	64 67	259	A	Texas St.	73 67									
238	A	South Alabama	63 78	107	A	UT Arlington	52 79									
211	H	Little Rock	44 59	48	A	Troy	79 73									

Non-Div I Games: Loyola (LA) 67 51 Xavier (LA) 62 49

Louisiana

Loss, Non-Conf, S Site, H Home A Away N Neutral

Average RPI Win:	238	WON-LOST	WINNING	LAST 10	STRENGTH OF	OPP. STRENGTH	TEAM	ADJ.	CONF.	ADJ CONF.
Average RPI Loss:	157	RECORD	PCT. RANK	GAMES	SCHEDULE	OF SCHEDULE	RPI	RPI	RPI	RPI
DIV. I ONLY	10- 12	206	3-7	255	162	242	242	13	13	
DIV. I NON-CONF.	6- 3	90	0	341	279	239	239	14	14	
TOTALS	RPI 1-25	RPI 26-50	W-L RECORDS	RPI 51-100	RPI 101-150	RPI 150+				
10- 12	0- 0	0- 2	OVERALL	1- 2	0- 2	9- 6				
8- 4	0- 0	0- 1	HOME	1- 0	0- 2	7- 1				
2- 8	0- 0	0- 1	AWAY	0- 2	0- 0	2- 5				
0- 0	0- 0	0- 0	NEUTRAL	0- 0	0- 0	0- 0				
6- 3	0- 0	0- 0	NON-CONFERENCE	0- 0	0- 1	6- 2				
5- 1	0- 0	0- 0	HOME	0- 0	0- 1	5- 0				
1- 2	0- 0	0- 0	AWAY	0- 0	0- 0	1- 2				
0- 0	0- 0	0- 0	NEUTRAL	0- 0	0- 0	0- 0				
4- 9	0- 0	0- 2	CONFERENCE	1- 2	0- 1	3- 4				
3- 3	0- 0	0- 1	HOME	1- 0	0- 1	2- 1				
1- 6	0- 0	0- 1	AWAY	0- 2	0- 0	1- 3				
0- 0	0- 0	0- 0	NEUTRAL	0- 0	0- 0	0- 0				

RPI S	Opponent	Score	RPI S	Opponent	Score	RPI S	Opponent	Score	RPI S	Opponent	Score	Team's RPI: 242
27	A Old Dominion	61 77	32	H Western Ky.	75 84	52	H Middle Tenn.	78 60	127	H UAB	51 71	
						65	A Charlotte	37 55	146	H Wichita St.	80 88	
						83	A Rice	47 60	167	A Houston	53 67	
									178	H Memphis	83 74	
									193	A Fla. Atlantic	75 77	
									208	A Southern Miss.	60 66	
									211	A Little Rock	43 38	
									217	H UTEP	87 80	
									235	H Marshall	60 50	
									241	H Southeastern La.	92 78	
									252	A North Texas	69 74	
									260	H Arkansas St.	67 54	
									281	A Ole Miss	53 76	
									296	A FIU	68 44	
									302	H UTSA	73 82	
									341	H McNeese	79 54	
									344	H Grambling	70 66	
LAST 10 Division I												
193	A Fla. Atlantic	75 77	65	A Charlotte	37 55							
296	A FIU	68 44	127	H UAB	51 71							
235	H Marshall	60 50	52	H Middle Tenn.	78 60							
32	H Western Ky.	75 84	252	A North Texas	69 74							
27	A Old Dominion	61 77	83	A Rice	47 60							

Non-Div I Games: Loyola (LA) 71 52 LSU-Alexandria 93 61

Louisiana Tech

Loss, Non-Conf, S Site, H Home A Away N Neutral

Average RPI Win:	101	WON-LOST	WINNING	LAST 10	STRENGTH OF	OPP. STRENGTH	TEAM	ADJ.	CONF.	ADJ CONF.
Average RPI Loss:	44	RECORD	PCT. RANK	GAMES	SCHEDULE	OF SCHEDULE	RPI	RPI	RPI	RPI
DIV. I ONLY	23- 3	10	8-2	28	7	6	6	5	5	
DIV. I NON-CONF.	11- 1	13	0	6	6	1	1	4	4	
TOTALS	RPI 1-25	RPI 26-50	W-L RECORDS	RPI 51-100	RPI 101-150	RPI 150+				
23- 3	4- 2	3- 0	OVERALL	5- 1	6- 0	5- 0				
11- 1	1- 1	2- 0	HOME	2- 0	3- 0	3- 0				
9- 2	2- 1	0- 0	AWAY	3- 1	2- 0	2- 0				
3- 0	1- 0	1- 0	NEUTRAL	0- 0	1- 0	0- 0				
11- 1	3- 1	2- 0	NON-CONFERENCE	1- 0	2- 0	3- 0				
5- 0	1- 0	1- 0	HOME	0- 0	1- 0	2- 0				
3- 1	1- 1	0- 0	AWAY	1- 0	0- 0	1- 0				
3- 0	1- 0	1- 0	NEUTRAL	0- 0	1- 0	0- 0				
12- 2	1- 1	1- 0	CONFERENCE	4- 1	4- 0	2- 0				
6- 1	0- 1	1- 0	HOME	2- 0	2- 0	1- 0				
6- 1	1- 0	0- 0	AWAY	2- 1	2- 0	1- 0				
0- 0	0- 0	0- 0	NEUTRAL	0- 0	0- 0	0- 0				

RPI	S	Opponent	Score	RPI	S	Opponent	Score	RPI	S	Opponent	Score	RPI	S	Opponent	Score
1	N	Oregon	72 62	31	H	Duke	60 55	51	H	Virginia	71 56	103	A	North Carolina	74 67
17	H	Central Mich.	76 63	32	H	Western Ky.	75 56	62	A	UT Martin	71 63	107	N	UT Arlington	76 67
21	A	NC State	66 59	46	N	Oklahoma St.	69 48	69	A	Boston College	81 70	110	A	Notre Dame	86 54
22	A	Kentucky	67 66					84	A	Syracuse	51 59	110	H	Notre Dame	82 49
23	A	Ohio St.	60 67					84	H	Syracuse	62 58	115	H	Boise St.	98 82
25	H	Florida St.	59 67					89	A	Miami (FL)	87 41	121	H	Wake Forest	75 61
												186	A	Northern Ky.	85 57
												197	H	Chattanooga	86 37
												219	A	Clemson	75 50
												237	H	Murray St.	76 40
												290	H	Pittsburgh	83 49
LAST 10 Division I															
110	H	Notre Dame	82 49	290	H	Pittsburgh	83 49								
21	A	NC State	66 59	51	H	Virginia	71 56								
84	A	Syracuse	51 59	103	A	North Carolina	74 67								
25	H	Florida St.	59 67	69	A	Boston College	81 70								
110	A	Notre Dame	86 54	121	H	Wake Forest	75 61								

Non-Div I Games:

Louisville

■ Loss,
■ Non-Conf, S Site,
■ Home
■ Away
N Neutral

Average RPI Win:	247	WON-LOST	WINNING	LAST 10	STRENGTH OF	OPP. STRENGTH	TEAM	ADJ.	CONF.	ADJ CONF.
Average RPI Loss:	67	RECORD	PCT. RANK	GAMES	SCHEDULE	OF SCHEDULE	RPI	RPI	RPI	RPI
DIV. I ONLY	15- 9	93	4-6	225	136	130	130	8	8	
DIV. I NON-CONF.	9- 2	37	0	290	315	127	127	7	7	
TOTALS	RPI 1-25	RPI 26-50	W-L RECORDS	RPI 51-100	RPI 101-150	RPI 150+				
15- 9	0- 2	0- 3	OVERALL	2- 2	1- 0	12- 2				
7- 4	0- 2	0- 1	HOME	2- 0	0- 0	5- 1				
8- 5	0- 0	0- 2	AWAY	0- 2	1- 0	7- 1				
0- 0	0- 0	0- 0	NEUTRAL	0- 0	0- 0	0- 0				
9- 2	0- 1	0- 0	NON-CONFERENCE	0- 0	1- 0	8- 1				
3- 2	0- 1	0- 0	HOME	0- 0	0- 0	3- 1				
6- 0	0- 0	0- 0	AWAY	0- 0	1- 0	5- 0				
0- 0	0- 0	0- 0	NEUTRAL	0- 0	0- 0	0- 0				
6- 7	0- 1	0- 3	CONFERENCE	2- 2	0- 0	4- 1				
4- 2	0- 1	0- 1	HOME	2- 0	0- 0	2- 0				
2- 5	0- 0	0- 2	AWAY	0- 2	0- 0	2- 1				
0- 0	0- 0	0- 0	NEUTRAL	0- 0	0- 0	0- 0				

RPI 1-25				RPI 26-50				RPI 51-100				RPI 101+ Team's RPI: 130			
RPI	S	Opponent	Score	RPI	S	Opponent	Score	RPI	S	Opponent	Score	RPI	S	Opponent	Score
4	H	Missouri St.	72 74	36	A	Drake	52 80	72	A	UNI	50 70	144	A	Portland	78 64
20	H	DePaul	76 83	38	A	Bradley	50 71	78	H	Southern Ill.	51 49	151	H	Western Mich.	60 70
				38	H	Bradley	47 60	91	A	Illinois St.	85 86	154	A	Valparaiso	64 66
								91	H	Illinois St.	69 64	172	H	Dartmouth	61 40
												222	A	UMKC	72 67
												225	A	Eastern Ill.	67 51
												254	H	Bowling Green	84 76
												278	A	Indiana St.	58 51
												278	H	Indiana St.	65 55
												295	H	Vermont	78 76
												324	A	Evansville	71 61
												324	H	Evansville	77 47
												333	A	Detroit Mercy	89 60
												335	A	SIUE	63 50
												348	A	Chicago St.	98 53
LAST 10 Division I															
38	A	Bradley	50 71	72	A	UNI	50 70								
91	A	Illinois St.	85 86	154	A	Valparaiso	64 66								
324	H	Evansville	77 47	91	H	Illinois St.	69 64								
278	H	Indiana St.	65 55	38	H	Bradley	47 60								
36	A	Drake	52 80	278	A	Indiana St.	58 51								

Non-Div I Games:

Loyola Chicago

■ Loss,
■ Non-Conf, S Site,
■ Home
■ Away
N Neutral

Average RPI Win:	235	WON-LOST	WINNING	LAST 10	STRENGTH OF	OPP. STRENGTH	TEAM	ADJ.	CONF.	ADJ CONF.
Average RPI Loss:	140	RECORD	PCT. RANK	GAMES	SCHEDULE	OF SCHEDULE	RPI	RPI	RPI	RPI
DIV. I ONLY	7- 17	288	4-6	115	179	245	245	15	15	
DIV. I NON-CONF.	3- 8	268	0	164	194	253	253	16	16	
TOTALS	RPI 1-25	RPI 26-50	W-L RECORDS	RPI 51-100	RPI 101-150	RPI 150+				
7- 17	0- 2	0- 0	OVERALL	1- 1	0- 7	6- 7				
5- 5	0- 0	0- 0	HOME	1- 0	0- 4	4- 1				
2- 11	0- 2	0- 0	AWAY	0- 1	0- 3	2- 5				
0- 1	0- 0	0- 0	NEUTRAL	0- 0	0- 0	0- 1				
3- 8	0- 2	0- 0	NON-CONFERENCE	0- 0	0- 1	3- 5				
2- 1	0- 0	0- 0	HOME	0- 0	0- 0	2- 1				
1- 6	0- 2	0- 0	AWAY	0- 0	0- 1	1- 3				
0- 1	0- 0	0- 0	NEUTRAL	0- 0	0- 0	0- 1				
4- 9	0- 0	0- 0	CONFERENCE	1- 1	0- 6	3- 2				
3- 4	0- 0	0- 0	HOME	1- 0	0- 4	2- 0				
1- 5	0- 0	0- 0	AWAY	0- 1	0- 2	1- 2				
0- 0	0- 0	0- 0	NEUTRAL	0- 0	0- 0	0- 0				

RPI 1-25				RPI 26-50				RPI 51-100				RPI 101+ Team's RPI: 245			
RPI	S	Opponent	Score	RPI	S	Opponent	Score	RPI	S	Opponent	Score	RPI	S	Opponent	Score
3	A	Maryland	45 105					74	A	Bucknell	42 66	102	A	Colgate	70 79
12	A	Northwestern	46 67					74	H	Bucknell	60 50	102	H	Colgate	74 76
												110	A	Notre Dame	60 84
												114	H	Holy Cross	56 64
												129	H	Lehigh	53 55
												132	A	Boston U.	42 44
												132	H	Boston U.	39 41
												163	N	Wright St.	51 66
												170	A	Mt. St. Mary's	75 81
												172	H	Dartmouth	72 56
												185	A	Lafayette	52 55
												193	A	Fla. Atlantic	61 72
												205	A	American	44 63
												205	H	American	56 47
												250	H	Howard	69 75
												279	H	Monmouth	64 48
												294	A	Navy	50 44
												300	H	Army West Point	68 59
												305	A	St. Francis Brooklyn	78 89
												320	A	Fairleigh Dickinson	75 46
LAST 10 Division I															
				102	A	Colgate	70 79					74	H	Bucknell	60 50
				205	H	American	56 47					205	A	American	44 63
				74	A	Bucknell	42 66					300	H	Army West Point	68 59
				294	A	Navy	50 44					132	A	Boston U.	42 44
				132	H	Boston U.	39 41					185	A	Lafayette	52 55

Non-Div I Games:

Loyola Maryland

■ Loss,
 ■ Non-Conf,
 ■ S Site,
 ■ H Home
 ■ A Away
 N Neutral

Average RPI Win:	266	WON-LOST	WINNING	LAST 10	STRENGTH OF	OPP. STRENGTH	TEAM	ADJ.	CONF.	ADJ CONF.
Average RPI Loss:	120	RECORD	PCT. RANK	GAMES	SCHEDULE	OF SCHEDULE	RPI	RPI	RPI	RPI
DIV. I ONLY	12- 14	197	7-3	176	217	206	206	27	27	
DIV. I NON-CONF.	3- 10	282	0	79	39	227	227	27	27	
TOTALS	RPI 1-25	RPI 26-50	W-L RECORDS	RPI 51-100	RPI 101-150	RPI 150+				
12- 14	0- 1	0- 4	OVERALL	0- 2	1- 2	11- 5				
8- 4	0- 0	0- 0	HOME	0- 1	1- 2	7- 1				
4- 7	0- 1	0- 1	AWAY	0- 1	0- 0	4- 4				
0- 3	0- 0	0- 3	NEUTRAL	0- 0	0- 0	0- 0				
3- 10	0- 1	0- 4	NON-CONFERENCE	0- 1	1- 2	2- 2				
2- 3	0- 0	0- 0	HOME	0- 1	1- 2	1- 0				
1- 4	0- 1	0- 1	AWAY	0- 0	0- 0	1- 2				
0- 3	0- 0	0- 3	NEUTRAL	0- 0	0- 0	0- 0				
9- 4	0- 0	0- 0	CONFERENCE	0- 1	0- 0	9- 3				
6- 1	0- 0	0- 0	HOME	0- 0	0- 0	6- 1				
3- 3	0- 0	0- 0	AWAY	0- 1	0- 0	3- 2				
0- 0	0- 0	0- 0	NEUTRAL	0- 0	0- 0	0- 0				

RPI 1-25				RPI 26-50				RPI 51-100				RPI 101+ Team's RPI: 206			
RPI	S	Opponent	Score	RPI	S	Opponent	Score	RPI	S	Opponent	Score	RPI	S	Opponent	Score
21	A	NC State	34 62	28	N	Arizona St.	31 57	63	A	Stony Brook	69 73	126	H	Northeastern	58 66
				36	N	Drake	62 94	96	H	Harvard	40 69	132	H	Boston U.	49 62
				49	A	Drexel	57 70					139	H	Green Bay	61 60
				50	N	Dayton	49 78					168	A	Binghamton	63 73
												168	H	Binghamton	75 65
												172	A	Dartmouth	41 57
												189	A	Delaware	69 56
												214	A	Brown	70 76
												230	A	UMass Lowell	57 66
												230	H	UMass Lowell	77 53
												263	H	New Hampshire	67 50
												294	H	Navy	46 41
												295	A	Vermont	65 47
												295	H	Vermont	70 59
												297	H	UMBC	54 74
												314	A	Albany (NY)	65 44
												314	H	Albany (NY)	60 49
												346	A	Hartford	69 52
												346	H	Hartford	87 73
LAST 10 Division I															
314	A	Albany (NY)	65 44	297	H	UMBC	54 74								
230	H	UMass Lowell	77 53	295	A	Vermont	65 47								
168	H	Binghamton	75 65	168	A	Binghamton	63 73								
295	H	Vermont	70 59	230	A	UMass Lowell	57 66								
346	A	Hartford	69 52	314	H	Albany (NY)	60 49								

Non-Div I Games: Husson 104 43

Maine

■ Loss,
 ■ Non-Conf,
 ■ S Site,
 ■ Home
 ■ A Away
 N Neutral

RPI 1-25			RPI 26-50			RPI 51-100			RPI 101+			Team's RPI: 221			
RPI	S	Opponent	Score	RPI	S	Opponent	Score	RPI	S	Opponent	Score	RPI	S	Opponent	Score
								63	A	Stony Brook	54 59	120	H	Duquesne	65 76
								64	A	Marist	53 74	172	H	Dartmouth	70 58
								64	H	Marist	66 71	184	A	Quinnipiac	58 70
								80	A	Nebraska	51 71	184	H	Quinnipiac	77 62
								87	H	Fordham	45 51	185	A	Lafayette	53 60
								97	A	Rider	53 76	228	H	Iona	54 32
								97	H	Rider	50 55	234	A	Fairfield	47 87
								100	A	Villanova	51 63	266	H	Niagara	68 65
												275	A	Siena	80 50
												275	H	Siena	49 59
												279	A	Monmouth	60 62
												300	H	Army West Point	86 56
												320	A	Fairleigh Dickinson	62 61
												330	A	Saint Peter's	85 52
												330	H	Saint Peter's	68 64
												340	H	Canisius	68 50
LAST 10 Division I															
				97	H	Rider	50 55	97	A	Rider	53 76				
				184	H	Quinnipiac	77 62	228	H	Iona	54 32				
				64	A	Marist	53 74	234	A	Fairfield	47 87				
				275	H	Siena	49 59	64	H	Marist	66 71				
				330	H	Saint Peter's	68 64	275	A	Siena	80 50				

Manhattan

Average RPI Win:	152	WON-LOST	WINNING	LAST 10	STRENGTH OF	OPP. STRENGTH	TEAM	ADJ.	CONF.	ADJ CONF.
Average RPI Loss:	40	RECORD	PCT. RANK	GAMES	SCHEDULE	OF SCHEDULE	RPI	RPI	RPI	RPI
DIV. I ONLY	20- 6	38	8-2	80	58	33	33	6	6	
DIV. I NON-CONF.	9- 2	37	0	70	59	40	40	6	6	
TOTALS	RPI 1-25	RPI 26-50	W-L RECORDS	RPI 51-100	RPI 101-150	RPI 150+				
20- 6	0- 3	1- 1	OVERALL	8- 2	3- 0	8- 0				
12- 2	0- 2	1- 0	HOME	6- 0	1- 0	4- 0				
7- 4	0- 1	0- 1	AWAY	2- 2	2- 0	3- 0				
1- 0	0- 0	0- 0	NEUTRAL	0- 0	0- 0	1- 0				
9- 2	0- 2	0- 0	NON-CONFERENCE	3- 0	1- 0	5- 0				
4- 2	0- 2	0- 0	HOME	2- 0	0- 0	2- 0				
4- 0	0- 0	0- 0	AWAY	1- 0	1- 0	2- 0				
1- 0	0- 0	0- 0	NEUTRAL	0- 0	0- 0	1- 0				
11- 4	0- 1	1- 1	CONFERENCE	5- 2	2- 0	3- 0				
8- 0	0- 0	1- 0	HOME	4- 0	1- 0	2- 0				
3- 4	0- 1	0- 1	AWAY	1- 2	1- 0	1- 0				
0- 0	0- 0	0- 0	NEUTRAL	0- 0	0- 0	0- 0				

RPI 1-25				RPI 26-50				Team's RPI: 33				RPI 51-100				RPI 101+			
RPI	S	Opponent	Score	RPI	S	Opponent	Score	RPI	S	Opponent	Score	RPI	S	Opponent	Score	RPI	S	Opponent	Score
11	H	Mississippi St.	68 74	40	A	Creighton	62 72	60	H	Belmont	53 51	139	A	Green Bay	60 47				
12	H	Northwestern	56 64	40	H	Creighton	52 50	66	A	St. John's (NY)	67 57	141	A	Providence	60 50				
20	A	DePaul	71 89					66	A	Seton Hall	60 72	141	H	Providence	85 55				
								66	H	St. John's (NY)	94 85	155	A	Saint Mary's (CA)	77 63				
								66	H	Seton Hall	81 60	239	A	Milwaukee	78 56				
								86	A	South Dakota St.	65 58	244	N	Tulsa	61 60				
								91	H	Illinois St.	58 41	246	H	Morgan St.	70 48				
								93	A	Butler	55 61	247	H	Georgetown	73 51				
								93	H	Butler	76 54	253	A	Xavier	80 60				
								100	H	Villanova	57 52	253	H	Xavier	61 48				
												305	H	St. Francis Brooklyn	92 71				
LAST 10 Division I																			
				93	H	Butler	76 54	141	H	Providence	85 55								
				253	H	Xavier	61 48	100	H	Villanova	57 52								
				66	A	St. John's (NY)	67 57	247	H	Georgetown	73 51								
				66	A	Seton Hall	60 72	253	A	Xavier	80 60								
				40	H	Creighton	52 50	93	A	Butler	55 61								

Non-Div I Games:

Marquette

■ Loss,
 ■ Non-Conf,
 S Site,
 ■ Home
 ■ Away
 N Neutral

Marshall

Through Games Of Feb. 17, 2020

Average RPI Win:	233	WON-LOST	WINNING	LAST 10	STRENGTH OF	OPP. STRENGTH	TEAM	ADJ.	CONF.	ADJ CONF.
Average RPI Loss:	145	RECORD	PCT. RANK	GAMES	SCHEDULE	OF SCHEDULE	RPI	RPI	RPI	RPI
DIV. I ONLY	9- 13	237	5-5	216	148	235	235	13	13	
DIV. I NON-CONF.	3- 6	235	0	327	213	312	312	14	14	
TOTALS	RPI 1-25	RPI 26-50	W-L RECORDS	RPI 51-100	RPI 101-150	RPI 150+				
9- 13	0- 0	0- 4	OVERALL	0- 3	1- 0	8- 6				
6- 5	0- 0	0- 1	HOME	0- 1	1- 0	5- 3				
3- 8	0- 0	0- 3	AWAY	0- 2	0- 0	3- 3				
0- 0	0- 0	0- 0	NEUTRAL	0- 0	0- 0	0- 0				
3- 6	0- 0	0- 2	NON-CONFERENCE	0- 0	0- 0	3- 4				
2- 2	0- 0	0- 0	HOME	0- 0	0- 0	2- 2				
1- 4	0- 0	0- 2	AWAY	0- 0	0- 0	1- 2				
0- 0	0- 0	0- 0	NEUTRAL	0- 0	0- 0	0- 0				
6- 7	0- 0	0- 2	CONFERENCE	0- 3	1- 0	5- 2				
4- 3	0- 0	0- 1	HOME	0- 1	1- 0	3- 1				
2- 4	0- 0	0- 1	AWAY	0- 2	0- 0	2- 1				
0- 0	0- 0	0- 0	NEUTRAL	0- 0	0- 0	0- 0				

RPI 1-25				RPI 26-50				RPI 51-100				RPI 101+				Team's RPI: 235	
RPI	S	Opponent	Score	RPI	S	Opponent	Score	RPI	S	Opponent	Score	RPI	S	Opponent	Score		
				27	A	Old Dominion	46 57	52	H	Middle Tenn.	55 75	127	H	UAB	61 56		
				32	H	Western Ky.	65 74	65	A	Charlotte	46 52	171	A	Towson	56 59		
				45	A	Ohio	51 67	83	A	Rice	43 81	192	H	Norfolk St.	75 69		
				47	A	Rutgers	41 66					193	H	Fla. Atlantic	85 75		
												208	A	Southern Miss.	80 65		
												217	H	UTEP	76 66		
												242	A	Louisiana Tech	50 60		
												246	H	Morgan St.	52 57		
												252	A	North Texas	68 59		
												254	H	Bowling Green	69 82		
												278	A	Indiana St.	72 60		
												296	H	FIU	65 68		
												302	H	UTSA	66 53		
												324	A	Evansville	62 66		
												328	H	Coppin St.	60 47		
LAST 10 Division I																	
				217	H	UTEP	76 66	296	H	FIU	65 68						
				302	H	UTSA	66 53	32	H	Western Ky.	65 74						
				242	A	Louisiana Tech	50 60	27	A	Old Dominion	46 57						
				208	A	Southern Miss.	80 65	65	A	Charlotte	46 52						
				193	H	Fla. Atlantic	85 75	127	H	UAB	61 56						

Non-Div I Games: Alderson Broadus 85 41 Ky. Christian 89 40

Marshall

Loss, Non-Conf, S Site, H Home A Away N Neutral

Average RPI Win:	112	WON-LOST	WINNING	LAST 10	STRENGTH OF	OPP. STRENGTH	TEAM	ADJ.	CONF.	ADJ CONF.
Average RPI Loss:	11	RECORD	PCT. RANK	GAMES	SCHEDULE	OF SCHEDULE	RPI	RPI	RPI	RPI
DIV. I ONLY	22- 4	19	10-0	8	4	3	3	2	2	
DIV. I NON-CONF.	9- 2	37	0	86	62	39	39	2	2	
TOTALS	RPI 1-25	RPI 26-50	W-L RECORDS	RPI 51-100	RPI 101-150	RPI 150+				
22- 4	6- 4	4- 0	OVERALL	3- 0	0- 0	9- 0				
13- 1	4- 1	2- 0	HOME	2- 0	0- 0	5- 0				
7- 3	2- 3	2- 0	AWAY	0- 0	0- 0	3- 0				
2- 0	0- 0	0- 0	NEUTRAL	1- 0	0- 0	1- 0				
9- 2	0- 2	1- 0	NON-CONFERENCE	1- 0	0- 0	7- 0				
5- 1	0- 1	0- 0	HOME	0- 0	0- 0	5- 0				
2- 1	0- 1	1- 0	AWAY	0- 0	0- 0	1- 0				
2- 0	0- 0	0- 0	NEUTRAL	1- 0	0- 0	1- 0				
13- 2	6- 2	3- 0	CONFERENCE	2- 0	0- 0	2- 0				
8- 0	4- 0	2- 0	HOME	2- 0	0- 0	0- 0				
5- 2	2- 2	1- 0	AWAY	0- 0	0- 0	2- 0				
0- 0	0- 0	0- 0	NEUTRAL	0- 0	0- 0	0- 0				

RPI S	Opponent	Score	RPI S	Opponent	Score	RPI S	Opponent	Score	RPI S	Opponent	Score
2	H South Carolina	54 63	35	A Michigan	77 49	60	N Belmont	90 26	153	H George Washington	88 54
10	A Iowa	61 66	35	H Michigan	70 55	80	H Nebraska	87 69	181	A Illinois	79 60
10	H Iowa	93 59	42	A James Madison	70 68	92	H Michigan St.	94 53	184	H Quinnipiac	107 52
12	A Northwestern	58 81	47	H Rutgers	79 50				189	H Delaware	99 55
12	H Northwestern	70 61							207	A Penn St.	106 69
18	A Indiana	79 69							219	N Clemson	63 44
18	H Indiana	76 62							245	H Loyola Maryland	105 45
21	A NC State	59 66							288	H Wagner	119 56
23	A Ohio St.	85 65							308	A Georgia St.	114 41
23	H Ohio St.	72 62									
LAST 10 Division I											
207	A Penn St.	106 69	23	A Ohio St.	85 65						
10	H Iowa	93 59	12	H Northwestern	70 61						
47	H Rutgers	79 50	181	A Illinois	79 60						
18	A Indiana	79 69	18	H Indiana	76 62						
92	H Michigan St.	94 53	80	H Nebraska	87 69						

Non-Div I Games:

Maryland

Massachusetts

Through Games Of Feb. 17, 2020

Average RPI Win:	210	WON-LOST	WINNING	LAST 10	STRENGTH OF	OPP. STRENGTH	TEAM	ADJ.	CONF.	ADJ CONF.
Average RPI Loss:	129	RECORD	PCT. RANK	GAMES	SCHEDULE	OF SCHEDULE	RPI	RPI	RPI	RPI
DIV. I ONLY	15- 10	110	3-7	228	147	149	149	12	12	
DIV. I NON-CONF.	9- 3	63	0	284	251	139	139	12	12	
TOTALS	RPI 1-25	RPI 26-50	W-L RECORDS	RPI 51-100	RPI 101-150	RPI 150+				
15- 10	0- 0	0- 1	OVERALL	0- 3	5- 2	10- 4				
8- 5	0- 0	0- 1	HOME	0- 1	2- 2	6- 1				
7- 5	0- 0	0- 0	AWAY	0- 2	3- 0	4- 3				
0- 0	0- 0	0- 0	NEUTRAL	0- 0	0- 0	0- 0				
9- 3	0- 0	0- 0	NON-CONFERENCE	0- 1	2- 1	7- 1				
5- 2	0- 0	0- 0	HOME	0- 0	1- 1	4- 1				
4- 1	0- 0	0- 0	AWAY	0- 1	1- 0	3- 0				
0- 0	0- 0	0- 0	NEUTRAL	0- 0	0- 0	0- 0				
6- 7	0- 0	0- 1	CONFERENCE	0- 2	3- 1	3- 3				
3- 3	0- 0	0- 1	HOME	0- 1	1- 1	2- 0				
3- 4	0- 0	0- 0	AWAY	0- 1	2- 0	1- 3				
0- 0	0- 0	0- 0	NEUTRAL	0- 0	0- 0	0- 0				

RPI 1-25			RPI 26-50			RPI 51-100			RPI 101+ Team's RPI: 149		
RPI	S	Opponent	Score	RPI	S	Opponent	Score	RPI	S	Opponent	Score
				50	H	Dayton	51 52	66	A	St. John's (NY)	71 82
								87	H	Fordham	64 69
								94	A	Saint Louis	56 71
								109	A	Davidson	70 62
								114	H	Holy Cross	75 72
								117	H	VCU	46 61
								120	A	Duquesne	81 77
								124	H	Richmond	64 50
								132	A	Boston U.	58 45
								141	H	Providence	63 72
								153	A	George Washington	47 50
								169	A	Rhode Island	66 69
								182	H	La Salle	76 62
								183	H	Merrimack	64 79
								214	H	Brown	95 42
								228	A	Iona	65 51
								229	H	Saint Joseph's	61 43
								230	A	UMass Lowell	74 58
								232	A	George Mason	56 73
								263	H	New Hampshire	67 65
								275	H	Siena	61 55
								293	A	St. Bonaventure	62 52
								295	A	Vermont	83 49
								346	H	Hartford	74 48
LAST 10 Division I											
				94	A	Saint Louis	56 71	124	H	Richmond	64 50
				50	H	Dayton	51 52	153	A	George Washington	47 50
				87	H	Fordham	64 69	117	H	VCU	46 61
				232	A	George Mason	56 73	169	A	Rhode Island	66 69
				109	A	Davidson	70 62	182	H	La Salle	76 62

Non-Div I Games: Southern Conn. St. 86 43

Massachusetts

Loss, Non-Conf, S Site, H Home A Away N Neutral

Average RPI Win:	335	WON-LOST	WINNING	LAST 10	STRENGTH OF	OPP. STRENGTH	TEAM	ADJ.	CONF.	ADJ CONF.
Average RPI Loss:	190	RECORD	PCT. RANK	GAMES	SCHEDULE	OF SCHEDULE	RPI	RPI	RPI	RPI
DIV. I ONLY	3- 18	326	2-8	276	303	341	341	23	23	
DIV. I NON-CONF.	1- 6	318	0	171	299	314	314	24	24	
TOTALS	RPI 1-25	RPI 26-50	W-L RECORDS	RPI 51-100	RPI 101-150	RPI 150+				
3- 18	0- 0	0- 1	OVERALL	0- 3	0- 3	3- 11				
3- 6	0- 0	0- 0	HOME	0- 2	0- 1	3- 3				
0- 12	0- 0	0- 1	AWAY	0- 1	0- 2	0- 8				
0- 0	0- 0	0- 0	NEUTRAL	0- 0	0- 0	0- 0				
1- 6	0- 0	0- 1	NON-CONFERENCE	0- 1	0- 1	1- 3				
1- 1	0- 0	0- 0	HOME	0- 1	0- 0	1- 0				
0- 5	0- 0	0- 1	AWAY	0- 0	0- 1	0- 3				
0- 0	0- 0	0- 0	NEUTRAL	0- 0	0- 0	0- 0				
2- 12	0- 0	0- 0	CONFERENCE	0- 2	0- 2	2- 8				
2- 5	0- 0	0- 0	HOME	0- 1	0- 1	2- 3				
0- 7	0- 0	0- 0	AWAY	0- 1	0- 1	0- 5				
0- 0	0- 0	0- 0	NEUTRAL	0- 0	0- 0	0- 0				

RPI 1-25	RPI 26-50	RPI 51-100	RPI 101+	Team's RPI: 341
RPI S Opponent Score	RPI S Opponent Score	RPI S Opponent Score	RPI S Opponent Score	Score
	37 Arkansas 58 101	83 Rice 50 81	125 Abilene Christian 73 90	
		90 SFA 51 82	127 UAB 70 97	
		95 A&M-Corpus Christi 59 73	150 Sam Houston St. 59 92	
			152 New Orleans 59 78	
			203 Louisiana 55 75	
			224 Central Ark. 49 70	
			224 Central Ark. 57 70	
			241 Southeastern La. 67 74	
			242 Louisiana Tech 54 79	
			249 SMU 60 81	
			269 Lamar University 69 87	
			277 Nicholls St. 63 79	
			286 Incarnate Word 56 73	
			318 Houston Baptist 88 72	
			337 Northwestern St. 60 70	
			337 Northwestern St. 61 51	
			350 La.-Monroe 72 69	
LAST 10 Division I				
337 Northwestern St. 60 70	318 Houston Baptist 88 72			
224 Central Ark. 49 70	241 Southeastern La. 67 74			
95 A&M-Corpus Christi 59 73	152 New Orleans 59 78			
269 Lamar University 69 87	286 Incarnate Word 56 73			
277 Nicholls St. 63 79	337 Northwestern St. 61 51			

Non-Div I Games: Centenary (LA) 116 37 LSU-Shreveport 81 77

McNeese

Loss, Non-Conf, S Site, Home Away N Neutral

Average RPI Win: 205	WON-LOST	WINNING	LAST 10	STRENGTH OF	OPP. STRENGTH	TEAM	ADJ.	CONF.	ADJ CONF.
Average RPI Loss: 138	RECORD	PCT. RANK	GAMES	SCHEDULE	OF SCHEDULE	RPI	RPI	RPI	RPI
DIV. I ONLY	13- 12	172	4-6	190	125	178	178	9	9
DIV. I NON-CONF.	9- 4	84	0	237	298	142	142	9	9
TOTALS	RPI 1-25	RPI 26-50	W-L RECORDS	RPI 51-100	RPI 101-150	RPI 150+			
13- 12	0- 2	0- 2	OVERALL	2- 1	2- 0	9- 7			
8- 5	0- 1	0- 0	HOME	0- 1	1- 0	7- 3			
4- 6	0- 1	0- 1	AWAY	1- 0	1- 0	2- 4			
1- 1	0- 0	0- 1	NEUTRAL	1- 0	0- 0	0- 0			
9- 4	0- 0	0- 1	NON-CONFERENCE	2- 0	1- 0	6- 3			
5- 2	0- 0	0- 0	HOME	0- 0	1- 0	4- 2			
3- 1	0- 0	0- 0	AWAY	1- 0	0- 0	2- 1			
1- 1	0- 0	0- 1	NEUTRAL	1- 0	0- 0	0- 0			
4- 8	0- 2	0- 1	CONFERENCE	0- 1	1- 0	3- 4			
3- 3	0- 1	0- 0	HOME	0- 1	0- 0	3- 1			
1- 5	0- 1	0- 1	AWAY	0- 0	1- 0	0- 3			
0- 0	0- 0	0- 0	NEUTRAL	0- 0	0- 0	0- 0			

RPI 1-25				RPI 26-50				RPI 51-100				RPI 101+ Team's RPI: 178			
RPI	S	Opponent	Score	RPI	S	Opponent	Score	RPI	S	Opponent	Score	RPI	S	Opponent	Score
7	A	UConn	55 94	26	N	LSU	58 89	78	A	Southern Ill.	70 66	127	H	UAB	77 52
7	H	UConn	56 68	44	A	UCF	66 82	85	H	Cincinnati	66 73	146	A	Wichita St.	69 60
								98	N	Kansas St.	72 68	153	H	George Washington	63 64
												156	A	Toledo	83 76
												158	A	Tulane	55 59
												158	H	Tulane	64 62
												167	A	Houston	65 75
												211	A	Little Rock	68 50
												242	A	Louisiana Tech	74 83
												244	H	Tulsa	63 44
												249	H	SMU	57 52
												251	A	East Carolina	65 71
												251	H	East Carolina	57 61
												260	H	Arkansas St.	78 50
												261	H	Alabama A&M	79 71
												264	H	Eastern Ky.	60 63
												327	H	Alcorn	57 51
												351	H	Mississippi Val.	91 54
LAST 10 Division I															
251	H	East Carolina	57 61	251	A	East Carolina	65 71								
146	A	Wichita St.	69 60	44	A	UCF	66 82								
7	A	UConn	55 94	249	H	SMU	57 52								
158	H	Tulane	64 62	7	H	UConn	56 68								
244	H	Tulsa	63 44	158	A	Tulane	55 59								

Non-Div I Games:

Memphis

Average RPI Win: 268	WON-LOST	WINNING	LAST 10	STRENGTH OF	OPP. STRENGTH	TEAM	ADJ.	CONF.	ADJ CONF.
Average RPI Loss: 180	RECORD	PCT. RANK	GAMES	SCHEDULE	OF SCHEDULE	RPI	RPI	RPI	RPI
DIV. I ONLY	5- 19	315	3-7	261	231	322	322	26	26
DIV. I NON-CONF.	2- 12	318	0	231	209	318	318	21	21
TOTALS	RPI 1-25	RPI 26-50	W-L RECORDS	RPI 51-100	RPI 101-150	RPI 150+			
5- 19	0- 0	0- 1	OVERALL	0- 3	0- 3	5- 12			
4- 7	0- 0	0- 1	HOME	0- 0	0- 0	4- 6			
1- 12	0- 0	0- 0	AWAY	0- 3	0- 3	1- 6			
0- 0	0- 0	0- 0	NEUTRAL	0- 0	0- 0	0- 0			
2- 12	0- 0	0- 1	NON-CONFERENCE	0- 3	0- 2	2- 6			
1- 5	0- 0	0- 1	HOME	0- 0	0- 0	1- 4			
1- 7	0- 0	0- 0	AWAY	0- 3	0- 2	1- 2			
0- 0	0- 0	0- 0	NEUTRAL	0- 0	0- 0	0- 0			
3- 7	0- 0	0- 0	CONFERENCE	0- 0	0- 1	3- 6			
3- 2	0- 0	0- 0	HOME	0- 0	0- 0	3- 2			
0- 5	0- 0	0- 0	AWAY	0- 0	0- 1	0- 4			
0- 0	0- 0	0- 0	NEUTRAL	0- 0	0- 0	0- 0			

RPI S	Opponent	Score	RPI S	Opponent	Score	RPI S	Opponent	Score	RPI S	Opponent	Score
			32 H	Western Ky.	62 75	54 A	Yale	60 68	135 A	Florida	50 71
						79 A	Georgia	60 76	145 A	Columbia	48 77
						81 A	Alabama	56 111	148 A	UNC Greensboro	51 67
									164 A	Samford	64 72
									164 H	Samford	54 60
									174 H	Jacksonville	83 87
									197 H	Chattanooga	55 48
									200 H	Gardner-Webb	62 65
									213 A	Furman	49 62
									213 H	Furman	61 55
									216 A	Kennesaw St.	64 92
									219 H	Clemson	61 65
									240 A	Appalachian St.	68 77
									264 H	Eastern Ky.	60 61
									280 A	Wofford	49 77
									280 H	Wofford	54 53
									284 H	ETSU	66 72
									301 H	Ga. Southern	62 52
									334 A	Western Caro.	40 51
									349 A	South Carolina St.	66 55
LAST 10 Division I											
164 H	Samford	54 60	197 H	Chattanooga	55 48						
213 H	Furman	61 55	284 H	ETSU	66 72						
280 H	Wofford	54 53	164 A	Samford	64 72						
334 A	Western Caro.	40 51	280 A	Wofford	49 77						
148 A	UNC Greensboro	51 67	213 A	Furman	49 62						

Non-Div I Games: LaGrange 74 47

Mercer

■ Loss,
 ■ Non-Conf,
 ■ S Site,
 ■ H Home
 ■ A Away
 N Neutral

Merrimack

Through Games Of Feb. 17, 2020

Average RPI Win: 275	WON-LOST	WINNING	LAST 10	STRENGTH OF	OPP. STRENGTH	TEAM	ADJ.	CONF.	ADJ CONF.
Average RPI Loss: 187	RECORD	PCT. RANK	GAMES	SCHEDULE	OF SCHEDULE	RPI	RPI	RPI	RPI
DIV. I ONLY	15- 8	76	8-2	305	334	183	183	30	30
DIV. I NON-CONF.	5- 4	140	0	220	246	157	157	30	30
TOTALS	RPI 1-25	RPI 26-50	W-L RECORDS	RPI 51-100	RPI 101-150	RPI 150+			
15- 8	0- 0	0- 0	OVERALL	0- 0	1- 4	14- 4			
8- 3	0- 0	0- 0	HOME	0- 0	0- 2	8- 1			
7- 5	0- 0	0- 0	AWAY	0- 0	1- 2	6- 3			
0- 0	0- 0	0- 0	NEUTRAL	0- 0	0- 0	0- 0			
5- 4	0- 0	0- 0	NON-CONFERENCE	0- 0	1- 2	4- 2			
3- 1	0- 0	0- 0	HOME	0- 0	0- 1	3- 0			
2- 3	0- 0	0- 0	AWAY	0- 0	1- 1	1- 2			
0- 0	0- 0	0- 0	NEUTRAL	0- 0	0- 0	0- 0			
10- 4	0- 0	0- 0	CONFERENCE	0- 0	0- 2	10- 2			
5- 2	0- 0	0- 0	HOME	0- 0	0- 1	5- 1			
5- 2	0- 0	0- 0	AWAY	0- 0	0- 1	5- 1			
0- 0	0- 0	0- 0	NEUTRAL	0- 0	0- 0	0- 0			

RPI 1-25				RPI 26-50				RPI 51-100				RPI 101+ Team's RPI: 183			
RPI	S	Opponent	Score	RPI	S	Opponent	Score	RPI	S	Opponent	Score	RPI	S	Opponent	Score
												114	A	Holy Cross	42 68
												128	A	Robert Morris	50 72
												128	H	Robert Morris	62 68
												129	H	Lehigh	68 72
												149	A	Massachusetts	79 64
												170	H	Mt. St. Mary's	76 55
												172	A	Dartmouth	52 57
												181	A	Illinois	72 75
												214	A	Brown	72 57
												230	H	UMass Lowell	73 50
												255	A	Saint Francis (PA)	71 56
												263	H	New Hampshire	64 54
												288	H	Wagner	55 44
												295	H	Vermont	78 53
												305	H	St. Francis Brooklyn	80 54
												309	A	Sacred Heart	60 63
												315	A	Bryant	61 53
												315	H	Bryant	78 66
												320	A	Fairleigh Dickinson	84 66
												320	H	Fairleigh Dickinson	62 51
LAST 10 Division I															
				315	A	Bryant	61 53	338	H	LIU Brooklyn	60 68	338	H	LIU Brooklyn	60 68
				288	H	Wagner	55 44	320	H	Fairleigh Dickinson	62 51	347	A	Central Conn. St.	65 56
				320	A	Fairleigh Dickinson	84 66	255	A	Saint Francis (PA)	71 56				
				338	A	LIU Brooklyn	66 63	128	A	Robert Morris	50 72				
				305	H	St. Francis Brooklyn	80 54	170	H	Mt. St. Mary's	76 55				

Non-Div I Games: Eastern Nazarene 82 50 Fisher 81 42

Merrimack

Loss, Non-Conf, S Site, H Home A Away N Neutral

Average RPI Win:	144	WON-LOST	WINNING	LAST 10	STRENGTH OF	OPP. STRENGTH	TEAM	ADJ.	CONF.	ADJ CONF.
Average RPI Loss:	42	RECORD	PCT. RANK	GAMES	SCHEDULE	OF SCHEDULE	RPI	RPI	RPI	RPI
DIV. I ONLY	13- 12	172	4-6	17	43	89	89	5	5	
DIV. I NON-CONF.	8- 3	68	0	12	61	43	43	4	4	
TOTALS	RPI 1-25	RPI 26-50	W-L RECORDS	RPI 51-100	RPI 101-150	RPI 150+				
13- 12	0- 6	0- 2	OVERALL	4- 2	3- 2	6- 0				
11- 5	0- 4	0- 1	HOME	4- 0	3- 0	4- 0				
1- 7	0- 2	0- 1	AWAY	0- 2	0- 2	1- 0				
1- 0	0- 0	0- 0	NEUTRAL	0- 0	0- 0	1- 0				
8- 3	0- 3	0- 0	NON-CONFERENCE	2- 0	2- 0	4- 0				
7- 2	0- 2	0- 0	HOME	2- 0	2- 0	3- 0				
0- 1	0- 1	0- 0	AWAY	0- 0	0- 0	0- 0				
1- 0	0- 0	0- 0	NEUTRAL	0- 0	0- 0	1- 0				
5- 9	0- 3	0- 2	CONFERENCE	2- 2	1- 2	2- 0				
4- 3	0- 2	0- 1	HOME	2- 0	1- 0	1- 0				
1- 6	0- 1	0- 1	AWAY	0- 2	0- 2	1- 0				
0- 0	0- 0	0- 0	NEUTRAL	0- 0	0- 0	0- 0				

RPI 1-25				RPI 26-50				RPI 51-100 Team's RPI: 89				RPI 101+			
RPI	S	Opponent	Score	RPI	S	Opponent	Score	RPI	S	Opponent	Score	RPI	S	Opponent	Score
6	H	Louisville	41 87	30	A	Virginia Tech	45 69	51	A	Virginia	64 69	103	A	North Carolina	58 78
15	H	Oregon St.	53 75	31	H	Duke	55 74	53	H	IUPUI	74 65	110	A	Notre Dame	53 76
18	H	Indiana	45 58					73	A	Georgia Tech	54 61	119	H	North Florida	78 55
20	A	DePaul	83 89					73	H	Georgia Tech	54 49	121	H	Wake Forest	59 56
25	A	Florida St.	61 79					84	H	Syracuse	77 62	142	H	Jackson St.	83 68
25	H	Florida St.	62 73					99	H	Washington St.	74 68	157	N	N.C. A&T	68 67
												168	H	Binghamton	79 56
												188	H	Miami (OH)	80 62
												219	A	Clemson	63 48
												219	H	Clemson	68 64
												227	H	UNC Asheville	75 46
LAST 10 Division I															
219	A	Clemson	63 48	25	A	Florida St.	61 79								
51	A	Virginia	64 69	219	H	Clemson	68 64								
31	H	Duke	55 74	110	A	Notre Dame	53 76								
30	A	Virginia Tech	45 69	103	A	North Carolina	58 78								
73	H	Georgia Tech	54 49	84	H	Syracuse	77 62								

Non-Div I Games:

Miami (FL)

■ Loss,
■ Non-Conf,
■ S Site,
■ H Home
■ A Away
N Neutral

Average RPI Win:	248	WON-LOST	WINNING	LAST 10	STRENGTH OF	OPP. STRENGTH	TEAM	ADJ.	CONF.	ADJ CONF.
Average RPI Loss:	90	RECORD	PCT. RANK	GAMES	SCHEDULE	OF SCHEDULE	RPI	RPI	RPI	RPI
DIV. I ONLY	10- 14	231	3-7	165	93	188	188	10	10	
DIV. I NON-CONF.	6- 5	151	0	255	145	141	141	10	10	
TOTALS	RPI 1-25	RPI 26-50	W-L RECORDS	RPI 51-100	RPI 101-150	RPI 150+				
10- 14	0- 3	0- 2	OVERALL	0- 3	0- 3	10- 3				
5- 4	0- 1	0- 1	HOME	0- 0	0- 2	5- 0				
4- 9	0- 2	0- 1	AWAY	0- 3	0- 0	4- 3				
1- 1	0- 0	0- 0	NEUTRAL	0- 0	0- 1	1- 0				
6- 5	0- 1	0- 1	NON-CONFERENCE	0- 2	0- 1	6- 0				
2- 0	0- 0	0- 0	HOME	0- 0	0- 0	2- 0				
3- 4	0- 1	0- 1	AWAY	0- 2	0- 0	3- 0				
1- 1	0- 0	0- 0	NEUTRAL	0- 0	0- 1	1- 0				
4- 9	0- 2	0- 1	CONFERENCE	0- 1	0- 2	4- 3				
3- 4	0- 1	0- 1	HOME	0- 0	0- 2	3- 0				
1- 5	0- 1	0- 0	AWAY	0- 1	0- 0	1- 3				
0- 0	0- 0	0- 0	NEUTRAL	0- 0	0- 0	0- 0				

RPI 1-25				RPI 26-50				RPI 51-100				RPI 101+ Team's RPI: 188			
RPI	S	Opponent	Score	RPI	S	Opponent	Score	RPI	S	Opponent	Score	RPI	S	Opponent	Score
17	A	Central Mich.	70 76	38	A	Bradley	68 79	58	A	Ball St.	63 80	104	H	Kent St.	75 78
17	H	Central Mich.	87 99	45	H	Ohio	70 84	85	A	Cincinnati	68 98	106	N	Liberty	53 65
20	A	DePaul	79 98					89	A	Miami (FL)	62 80	133	H	Buffalo	72 86
												151	H	Western Mich.	70 67
												156	H	Toledo	92 83
												175	A	Eastern Mich.	53 80
												179	A	Northern Ill.	84 86
												179	H	Northern Ill.	66 64
												191	A	Akron	62 70
												238	A	South Alabama	76 73
												254	A	Bowling Green	80 59
												264	A	Eastern Ky.	75 57
												282	N	Prairie View	65 52
												290	A	Pittsburgh	80 71
												324	H	Evansville	72 64
												342	H	UIC	85 35
LAST 10 Division I															
45	H	Ohio	70 84	254	A	Bowling Green	80 59								
179	A	Northern Ill.	84 86	58	A	Ball St.	63 80								
17	H	Central Mich.	87 99	191	A	Akron	62 70								
156	H	Toledo	92 83	104	H	Kent St.	75 78								
151	H	Western Mich.	70 67	175	A	Eastern Mich.	53 80								

Non-Div I Games: Tiffin 83 51

Miami (OH)

Loss, Non-Conf, S Site, H Home A Away N Neutral

Average RPI Win:	132	WON-LOST	WINNING	LAST 10	STRENGTH OF	OPP. STRENGTH	TEAM	ADJ.	CONF.	ADJ CONF.
Average RPI Loss:	35	RECORD	PCT. RANK	GAMES	SCHEDULE	OF SCHEDULE	RPI	RPI	RPI	RPI
DIV. I ONLY	16- 9	84	5-5	14	31	35	35	2	2	
DIV. I NON-CONF.	9- 2	37	0	101	150	52	52	2	2	
TOTALS	RPI 1-25	RPI 26-50	W-L RECORDS	RPI 51-100	RPI 101-150	RPI 150+				
16- 9	1- 6	3- 1	OVERALL	3- 1	2- 1	7- 0				
11- 3	1- 2	3- 0	HOME	2- 0	0- 1	5- 0				
4- 5	0- 3	0- 1	AWAY	1- 1	1- 0	2- 0				
1- 1	0- 1	0- 0	NEUTRAL	0- 0	1- 0	0- 0				
9- 2	0- 1	1- 0	NON-CONFERENCE	1- 0	1- 1	6- 0				
6- 1	0- 0	1- 0	HOME	1- 0	0- 1	4- 0				
2- 0	0- 0	0- 0	AWAY	0- 0	0- 0	2- 0				
1- 1	0- 1	0- 0	NEUTRAL	0- 0	1- 0	0- 0				
7- 7	1- 5	2- 1	CONFERENCE	2- 1	1- 0	1- 0				
5- 2	1- 2	2- 0	HOME	1- 0	0- 0	1- 0				
2- 5	0- 3	0- 1	AWAY	1- 1	1- 0	0- 0				
0- 0	0- 0	0- 0	NEUTRAL	0- 0	0- 0	0- 0				

RPI	S	Opponent	Score	RPI	S	Opponent	Score	Team's RPI: 35	RPI	S	Opponent	Score	RPI	S	Opponent	Score
3	A	Maryland	55 70	34	H	Purdue	66 63		71	A	Minnesota	77 52	104	N	Kent St.	88 53
3	H	Maryland	49 77	38	H	Bradley	77 57		80	A	Nebraska	71 74	110	H	Notre Dame	72 76
10	H	Iowa	78 63	47	A	Rutgers	41 62		84	H	Syracuse	84 76	137	A	Wisconsin	68 56
12	A	Northwestern	73 81	47	H	Rutgers	71 57		92	H	Michigan St.	89 69	151	H	Western Mich.	76 55
12	H	Northwestern	60 66										175	A	Eastern Mich.	57 38
23	A	Ohio St.	69 78										191	A	Akron	80 71
25	N	Florida St.	69 79										207	H	Penn St.	82 48
													240	H	Appalachian St.	62 35
													246	H	Morgan St.	80 48
													289	H	Oakland	79 64
LAST 10 Division I																
47	A	Rutgers	41 62	12	A	Northwestern	73 81									
12	H	Northwestern	60 66	47	H	Rutgers	71 57									
71	A	Minnesota	77 52	80	A	Nebraska	71 74									
34	H	Purdue	66 63	137	A	Wisconsin	68 56									
10	H	Iowa	78 63	3	H	Maryland	49 77									

Non-Div I Games:

Michigan

■ Loss,
■ Non-Conf, S Site,
■ Home
■ Away
N Neutral

Michigan St.

Through Games Of Feb. 17, 2020

Average RPI Win:	156	WON-LOST	WINNING	LAST 10	STRENGTH OF	OPP. STRENGTH	TEAM	ADJ.	CONF.	ADJ CONF.
Average RPI Loss:	43	RECORD	PCT. RANK	GAMES	SCHEDULE	OF SCHEDULE	RPI	RPI	RPI	RPI
DIV. I ONLY	13- 12	172	5-5	46	15	92	92	2	2	
DIV. I NON-CONF.	7- 4	100	0	264	65	162	162	2	2	
TOTALS	RPI 1-25	RPI 26-50	W-L RECORDS	RPI 51-100	RPI 101-150	RPI 150+				
13- 12	1- 6	2- 3	OVERALL	3- 2	2- 0	5- 1				
10- 2	1- 1	1- 1	HOME	2- 0	1- 0	5- 0				
2- 7	0- 5	1- 1	AWAY	0- 0	1- 0	0- 1				
1- 3	0- 0	0- 1	NEUTRAL	1- 2	0- 0	0- 0				
7- 4	0- 1	0- 1	NON-CONFERENCE	1- 2	1- 0	5- 0				
5- 0	0- 0	0- 0	HOME	0- 0	0- 0	5- 0				
1- 1	0- 1	0- 0	AWAY	0- 0	1- 0	0- 0				
1- 3	0- 0	0- 1	NEUTRAL	1- 2	0- 0	0- 0				
6- 8	1- 5	2- 2	CONFERENCE	2- 0	1- 0	0- 1				
5- 2	1- 1	1- 1	HOME	2- 0	1- 0	0- 0				
1- 6	0- 4	1- 1	AWAY	0- 0	0- 0	0- 1				
0- 0	0- 0	0- 0	NEUTRAL	0- 0	0- 0	0- 0				

RPI 1-25				RPI 26-50				RPI 51-100 Team's RPI: 92				RPI 101+			
RPI	S	Opponent	Score	RPI	S	Opponent	Score	RPI	S	Opponent	Score	RPI	S	Opponent	Score
3	A	Maryland	53 94	26	N	LSU	56 58	55	N	West Virginia	57 63	110	A	Notre Dame	72 69
10	A	Iowa	57 74	34	H	Purdue	66 76	71	H	Minnesota	66 54	137	H	Wisconsin	69 52
12	A	Northwestern	55 85	35	A	Michigan	69 89	80	H	Nebraska	78 70	175	H	Eastern Mich.	85 50
12	H	Northwestern	48 76	47	A	Rutgers	66 55	84	N	Syracuse	63 77	207	A	Penn St.	73 86
18	A	Indiana	67 79	47	H	Rutgers	57 53	98	N	Kansas St.	65 60	272	H	Morehead St.	93 48
23	H	Ohio St.	68 65									289	H	Oakland	76 56
25	A	Florida St.	68 78									333	H	Detroit Mercy	110 52
												346	H	Hartford	79 34
LAST 10 Division I															
71	H	Minnesota	66 54	10	A	Iowa	57 74								
47	H	Rutgers	57 53	12	H	Northwestern	48 76								
12	A	Northwestern	55 85	47	A	Rutgers	66 55								
3	A	Maryland	53 94	23	H	Ohio St.	68 65								
34	H	Purdue	66 76	137	H	Wisconsin	69 52								

Non-Div I Games:

Michigan St.

■ Loss,
 ■ Non-Conf, S Site,
 ■ Home
 ■ Away
 N Neutral

Middle Tenn.

Through Games Of Feb. 17, 2020

Average RPI Win:	190	WON-LOST	WINNING	LAST 10	STRENGTH OF	OPP. STRENGTH	TEAM	ADJ.	CONF.	ADJ CONF.
Average RPI Loss:	63	RECORD	PCT. RANK	GAMES	SCHEDULE	OF SCHEDULE	RPI	RPI	RPI	RPI
DIV. I ONLY	17- 8	64	7-3	70	98	52	52	13	13	
DIV. I NON-CONF.	8- 4	90	0	44	27	50	50	14	14	
TOTALS	RPI 1-25	RPI 26-50	W-L RECORDS	RPI 51-100	RPI 101-150	RPI 150+				
17- 8	1- 2	0- 3	OVERALL	1- 2	3- 0	12- 1				
10- 2	1- 1	0- 1	HOME	1- 0	1- 0	7- 0				
6- 4	0- 0	0- 1	AWAY	0- 2	1- 0	5- 1				
1- 2	0- 1	0- 1	NEUTRAL	0- 0	1- 0	0- 0				
8- 4	1- 2	0- 1	NON-CONFERENCE	0- 1	2- 0	5- 0				
5- 1	1- 1	0- 0	HOME	0- 0	1- 0	3- 0				
2- 1	0- 0	0- 0	AWAY	0- 1	0- 0	2- 0				
1- 2	0- 1	0- 1	NEUTRAL	0- 0	1- 0	0- 0				
9- 4	0- 0	0- 2	CONFERENCE	1- 1	1- 0	7- 1				
5- 1	0- 0	0- 1	HOME	1- 0	0- 0	4- 0				
4- 3	0- 0	0- 1	AWAY	0- 1	1- 0	3- 1				
0- 0	0- 0	0- 0	NEUTRAL	0- 0	0- 0	0- 0				

RPI 1-25				RPI 26-50				RPI 51-100				Team's RPI: 52	RPI 101+			
RPI	S	Opponent	Score	RPI	S	Opponent	Score	RPI	S	Opponent	Score		RPI	S	Opponent	Score
13	N	Gonzaga	50 62	27	H	Old Dominion	56 67	60	A	Belmont	57 68		105	N	Auburn	73 50
19	H	TCU	82 70	28	N	Arizona St.	60 61	65	H	Charlotte	83 59		117	H	VCU	86 63
22	H	Kentucky	52 67	32	A	Western Ky.	63 71	83	A	Rice	60 77		127	A	UAB	62 52
													158	A	Tulane	64 62
													193	H	Fla. Atlantic	81 66
													196	H	Tennessee Tech	64 58
													208	A	Southern Miss.	77 69
													213	H	Furman	78 62
													217	H	UTEP	76 60
													235	A	Marshall	75 55
													242	A	Louisiana Tech	60 78
													251	A	East Carolina	68 66
													252	A	North Texas	80 60
													273	H	Lipscomb	70 49
													296	H	FIU	72 56
													302	H	UTSA	69 48
LAST 10 Division I																
127	A	UAB	62 52	208	A	Southern Miss.	77 69									
83	A	Rice	60 77	242	A	Louisiana Tech	60 78									
252	A	North Texas	80 60	296	H	FIU	72 56									
302	H	UTSA	69 48	193	H	Fla. Atlantic	81 66									
217	H	UTEP	76 60	32	A	Western Ky.	63 71									

Non-Div I Games:

Middle Tenn.

■ Loss,
 ■ Non-Conf, S Site,
 ■ Home
 ■ Away
 N Neutral

Milwaukee

Through Games Of Feb. 17, 2020

Average RPI Win:	251	WON-LOST	WINNING	LAST 10	STRENGTH OF	OPP. STRENGTH	TEAM	ADJ.	CONF.	ADJ CONF.
Average RPI Loss:	140	RECORD	PCT. RANK	GAMES	SCHEDULE	OF SCHEDULE	RPI	RPI	RPI	RPI
DIV. I ONLY	10- 14	231	6-4	217	202	239	239	22	22	
DIV. I NON-CONF.	2- 8	295	0	160	58	297	297	20	20	
TOTALS	RPI 1-25	RPI 26-50	W-L RECORDS	RPI 51-100	RPI 101-150	RPI 150+				
10- 14	0- 1	0- 2	OVERALL	0- 2	1- 3	9- 6				
7- 5	0- 0	0- 1	HOME	0- 1	1- 0	6- 3				
3- 9	0- 1	0- 1	AWAY	0- 1	0- 3	3- 3				
0- 0	0- 0	0- 0	NEUTRAL	0- 0	0- 0	0- 0				
2- 8	0- 1	0- 2	NON-CONFERENCE	0- 1	0- 2	2- 2				
2- 3	0- 0	0- 1	HOME	0- 0	0- 0	2- 2				
0- 5	0- 1	0- 1	AWAY	0- 1	0- 2	0- 0				
0- 0	0- 0	0- 0	NEUTRAL	0- 0	0- 0	0- 0				
8- 6	0- 0	0- 0	CONFERENCE	0- 1	1- 1	7- 4				
5- 2	0- 0	0- 0	HOME	0- 1	1- 0	4- 1				
3- 4	0- 0	0- 0	AWAY	0- 0	0- 1	3- 3				
0- 0	0- 0	0- 0	NEUTRAL	0- 0	0- 0	0- 0				

RPI 1-25				RPI 26-50				RPI 51-100				RPI 101+ Team's RPI: 239			
RPI	S	Opponent	Score	RPI	S	Opponent	Score	RPI	S	Opponent	Score	RPI	S	Opponent	Score
20	A	DePaul	65 94	33	H	Marquette	56 78	53	H	IUPUI	52 75	137	A	Wisconsin	40 71
				34	A	Purdue	55 68	71	A	Minnesota	61 77	139	A	Green Bay	48 61
												139	H	Green Bay	65 60
												145	A	Columbia	46 74
												163	A	Wright St.	77 67
												163	H	Wright St.	60 58
												179	H	Northern Ill.	78 65
												186	A	Northern Ky.	37 61
												186	H	Northern Ky.	49 61
												202	A	Cleveland St.	49 58
												215	H	North Dakota	58 66
												233	A	Youngstown St.	74 62
												254	H	Bowling Green	51 63
												289	A	Oakland	62 78
												289	H	Oakland	74 67
												333	A	Detroit Mercy	63 48
												333	H	Detroit Mercy	76 51
												339	H	Ark.-Pine Bluff	69 55
												342	H	UIC	71 55
LAST 10 Division I															
333	H	Detroit Mercy	76 51	233	A	Youngstown St.	74 62								
289	H	Oakland	74 67	202	A	Cleveland St.	49 58								
139	H	Green Bay	65 60	53	H	IUPUI	52 75								
163	A	Wright St.	77 67	342	H	UIC	71 55								
186	A	Northern Ky.	37 61	289	A	Oakland	62 78								

Non-Div I Games: Wis.-Parkside 84 77

Milwaukee

Loss, Non-Conf, S Site, H Home A Away N Neutral

Average RPI Win:	148	WON-LOST	WINNING	LAST 10	STRENGTH OF	OPP. STRENGTH	TEAM	ADJ.	CONF.	ADJ CONF.
Average RPI Loss:	56	RECORD	PCT. RANK	GAMES	SCHEDULE	OF SCHEDULE	RPI	RPI	RPI	RPI
DIV. I ONLY	15- 11	130	4-6	44	29	71	71	2	2	
DIV. I NON-CONF.	10- 1	20	0	82	164	25	25	2	2	
TOTALS	RPI 1-25	RPI 26-50	W-L RECORDS	RPI 51-100	RPI 101-150	RPI 150+				
15- 11	0- 6	3- 1	OVERALL	2- 2	3- 1	7- 1				
9- 6	0- 4	2- 1	HOME	2- 0	1- 1	4- 0				
6- 5	0- 2	1- 0	AWAY	0- 2	2- 0	3- 1				
0- 0	0- 0	0- 0	NEUTRAL	0- 0	0- 0	0- 0				
10- 1	0- 1	1- 0	NON-CONFERENCE	1- 0	2- 0	6- 0				
7- 1	0- 1	1- 0	HOME	1- 0	1- 0	4- 0				
3- 0	0- 0	0- 0	AWAY	0- 0	1- 0	2- 0				
0- 0	0- 0	0- 0	NEUTRAL	0- 0	0- 0	0- 0				
5- 10	0- 5	2- 1	CONFERENCE	1- 2	1- 1	1- 1				
2- 5	0- 3	1- 1	HOME	1- 0	0- 1	0- 0				
3- 5	0- 2	1- 0	AWAY	0- 2	1- 0	1- 1				
0- 0	0- 0	0- 0	NEUTRAL	0- 0	0- 0	0- 0				

RPI 1-25				RPI 26-50				RPI 51-100				RPI 101+			
RPI	S	Opponent	Score	RPI	S	Opponent	Score	RPI	S	Opponent	Score	RPI	S	Opponent	Score
4	H	Missouri St.	69 77	28	H	Arizona St.	80 66	80	A	Nebraska	58 72	110	A	Notre Dame	75 67
10	H	Iowa	75 76	34	A	Purdue	72 59	80	H	Nebraska	67 61	129	H	Lehigh	77 49
12	H	Northwestern	54 56	35	H	Michigan	52 77	88	H	Montana St.	71 60	137	A	Wisconsin	73 64
18	A	Indiana	52 65	47	H	Rutgers	73 71	92	A	Michigan St.	54 66	137	H	Wisconsin	62 72
23	A	Ohio St.	76 99									153	A	George Washington	83 50
23	H	Ohio St.	63 66									159	H	UC Davis	76 67
												181	A	Illinois	71 74
												205	A	American	70 53
												207	A	Penn St.	81 74
												239	H	Milwaukee	77 61
												295	H	Vermont	90 58
												315	H	Bryant	101 56
LAST 10 Division I															
				92	A	Michigan St.	54 66	80	H	Nebraska	67 61				
				23	A	Ohio St.	76 99	18	A	Indiana	52 65				
				35	H	Michigan	52 77	137	H	Wisconsin	62 72				
				137	A	Wisconsin	73 64	34	A	Purdue	72 59				
				47	H	Rutgers	73 71	10	H	Iowa	75 76				

Non-Div I Games:

Minnesota

■ Loss,
■ Non-Conf,
■ S Site,
■ H Home
■ A Away
N Neutral

Mississippi St.

Through Games Of Feb. 17, 2020

Average RPI Win:	121	WON-LOST	WINNING	LAST 10	STRENGTH OF	OPP. STRENGTH	TEAM	ADJ.	CONF.	ADJ CONF.
Average RPI Loss:	22	RECORD	PCT. RANK	GAMES	SCHEDULE	OF SCHEDULE	RPI	RPI	RPI	RPI
DIV. I ONLY	22- 4	19	8-2	20	28	11	11	4	4	
DIV. I NON-CONF.	12- 2	28	0	35	52	12	12	5	5	
TOTALS	RPI 1-25	RPI 26-50	W-L RECORDS	RPI 51-100	RPI 101-150	RPI 150+				
22- 4	1- 3	3- 0	OVERALL	6- 1	6- 0	6- 0				
11- 1	1- 0	2- 0	HOME	2- 1	2- 0	4- 0				
7- 2	0- 2	1- 0	AWAY	2- 0	3- 0	1- 0				
4- 1	0- 1	0- 0	NEUTRAL	2- 0	1- 0	1- 0				
12- 2	0- 1	2- 0	NON-CONFERENCE	3- 1	2- 0	5- 0				
5- 1	0- 0	1- 0	HOME	1- 1	0- 0	3- 0				
3- 0	0- 0	1- 0	AWAY	0- 0	1- 0	1- 0				
4- 1	0- 1	0- 0	NEUTRAL	2- 0	1- 0	1- 0				
10- 2	1- 2	1- 0	CONFERENCE	3- 0	4- 0	1- 0				
6- 0	1- 0	1- 0	HOME	1- 0	2- 0	1- 0				
4- 2	0- 2	0- 0	AWAY	2- 0	2- 0	0- 0				
0- 0	0- 0	0- 0	NEUTRAL	0- 0	0- 0	0- 0				

RPI 1-25				RPI 26-50				RPI 51-100				RPI 101+			
RPI	S	Opponent	Score	RPI	S	Opponent	Score	RPI	S	Opponent	Score	RPI	S	Opponent	Score
2	A	South Carolina	79 81	26	H	LSU	64 60	51	N	Virginia	72 59	101	A	Vanderbilt	68 52
9	N	Stanford	62 67	33	A	Marquette	74 68	55	H	West Virginia	65 71	105	H	Auburn	78 73
14	H	Texas A&M	69 57	48	H	Troy	122 82	56	A	Tennessee	72 55	135	H	Florida	93 47
22	A	Kentucky	62 73					62	H	UT Martin	82 46	139	N	Green Bay	83 58
								70	N	South Fla.	86 61	140	A	Missouri	79 64
								79	A	Georgia	73 66	142	A	Jackson St.	92 53
								79	H	Georgia	67 53	203	A	Louisiana	64 48
												208	H	Southern Miss.	91 58
												211	H	Little Rock	89 50
												236	N	San Francisco	73 38
												237	H	Murray St.	124 43
												281	H	Ole Miss	80 39
LAST 10 Division I															
22	A	Kentucky	62 73	281	H	Ole Miss	80 39								
14	H	Texas A&M	69 57	101	A	Vanderbilt	68 52								
56	A	Tennessee	72 55	2	A	South Carolina	79 81								
79	H	Georgia	67 53	26	H	LSU	64 60								
105	H	Auburn	78 73	140	A	Missouri	79 64								

Non-Div I Games:

Mississippi St.

■ Loss,
 ■ Non-Conf, S Site,
 ■ Home
 ■ Away
 N Neutral

Average RPI Win:	344	WON-LOST	WINNING	LAST 10	STRENGTH OF	OPP. STRENGTH	TEAM	ADJ.	CONF.	ADJ CONF.
Average RPI Loss:	254	RECORD	PCT. RANK	GAMES	SCHEDULE	OF SCHEDULE	RPI	RPI	RPI	RPI
DIV. I ONLY	2- 22	345	1-9	350	350	351	351	32	32	
DIV. I NON-CONF.	1- 10	329	0	339	334	350	350	31	31	
TOTALS	RPI 1-25	RPI 26-50	W-L RECORDS	RPI 51-100	RPI 101-150	RPI 150+				
2- 22	0- 0	0- 0	OVERALL	0- 0	0- 2	2- 20				
2- 8	0- 0	0- 0	HOME	0- 0	0- 1	2- 7				
0- 13	0- 0	0- 0	AWAY	0- 0	0- 1	0- 12				
0- 1	0- 0	0- 0	NEUTRAL	0- 0	0- 0	0- 1				
1- 10	0- 0	0- 0	NON-CONFERENCE	0- 0	0- 0	1- 10				
1- 2	0- 0	0- 0	HOME	0- 0	0- 0	1- 2				
0- 7	0- 0	0- 0	AWAY	0- 0	0- 0	0- 7				
0- 1	0- 0	0- 0	NEUTRAL	0- 0	0- 0	0- 1				
1- 12	0- 0	0- 0	CONFERENCE	0- 0	0- 2	1- 10				
1- 6	0- 0	0- 0	HOME	0- 0	0- 1	1- 5				
0- 6	0- 0	0- 0	AWAY	0- 0	0- 1	0- 5				
0- 0	0- 0	0- 0	NEUTRAL	0- 0	0- 0	0- 0				

[illegible]

Non-Div I Games:

Mississippi Val.

■ Loss, ■ Non-Conf, S Site, H Home A Away N Neutral

Average RPI Win:	168	WON-LOST	WINNING	LAST 10	STRENGTH OF	OPP. STRENGTH	TEAM	ADJ.	CONF.	ADJ CONF.
Average RPI Loss:	73	RECORD	PCT. RANK	GAMES	SCHEDULE	OF SCHEDULE	RPI	RPI	RPI	RPI
DIV. I ONLY	6- 19	308	2-8	5	67	140	140	4	4	
DIV. I NON-CONF.	3- 10	282	0	40	129	228	228	5	5	
TOTALS	RPI 1-25	RPI 26-50	W-L RECORDS	RPI 51-100	RPI 101-150	RPI 150+				
6- 19	0- 6	1- 4	OVERALL	2- 3	0- 3	3- 3				
4- 9	0- 4	1- 1	HOME	1- 2	0- 1	2- 1				
2- 8	0- 2	0- 3	AWAY	1- 1	0- 1	1- 1				
0- 2	0- 0	0- 0	NEUTRAL	0- 0	0- 1	0- 1				
3- 10	0- 2	0- 1	NON-CONFERENCE	1- 2	0- 2	2- 3				
3- 4	0- 1	0- 0	HOME	1- 2	0- 0	2- 1				
0- 4	0- 1	0- 1	AWAY	0- 0	0- 1	0- 1				
0- 2	0- 0	0- 0	NEUTRAL	0- 0	0- 1	0- 1				
3- 9	0- 4	1- 3	CONFERENCE	1- 1	0- 1	1- 0				
1- 5	0- 3	1- 1	HOME	0- 0	0- 1	0- 0				
2- 4	0- 1	0- 2	AWAY	1- 1	0- 0	1- 0				
0- 0	0- 0	0- 0	NEUTRAL	0- 0	0- 0	0- 0				

RPI 1-25				RPI 26-50				RPI 51-100				RPI 101+ Team's RPI: 140			
RPI	S	Opponent	Score	RPI	S	Opponent	Score	RPI	S	Opponent	Score	RPI	S	Opponent	Score
2	H	South Carolina	45 78	26	A	LSU	58 66	56	A	Tennessee	66 77	103	N	North Carolina	69 82
4	A	Missouri St.	72 79	26	H	LSU	69 65	72	H	UNI	73 78	135	H	Florida	67 75
11	H	Mississippi St.	64 79	37	A	Arkansas	73 90	79	A	Georgia	73 65	139	A	Green Bay	64 72
14	A	Texas A&M	53 72	37	H	Arkansas	81 85	80	H	Nebraska	85 90	181	H	Illinois	51 58
16	H	Princeton	33 68	39	A	South Dakota	56 72	94	H	Saint Louis	83 58	193	H	Western Ill.	97 89
22	H	Kentucky	47 62									199	N	New Mexico	68 71
												222	A	UMKC	56 59
												281	A	Ole Miss	71 57
												335	H	SIUE	68 51
LAST 10 Division I															
135	H	Florida	67 75	14	A	Texas A&M	53 72								
26	A	LSU	58 66	281	A	Ole Miss	71 57								
79	A	Georgia	73 65	2	H	South Carolina	45 78								
37	H	Arkansas	81 85	37	A	Arkansas	73 90								
22	H	Kentucky	47 62	11	H	Mississippi St.	64 79								

Non-Div I Games:

Missouri

■ Loss,
■ Non-Conf,
■ S Site,
■ H Home
■ A Away
N Neutral

Average RPI Win: 120		WON-LOST	WINNING	LAST 10	STRENGTH OF	OPP. STRENGTH	TEAM	ADJ.	CONF.	ADJ CONF.
Average RPI Loss: 35		RECORD	PCT. RANK	GAMES	SCHEDULE	OF SCHEDULE	RPI	RPI	RPI	RPI
DIV. I ONLY		20- 3	17	9-1	24	68	4	4	8	8
DIV. I NON-CONF.		9- 2	37	0	22	13	6	6	7	7
TOTALS		RPI 1-25	RPI 26-50		W-L RECORDS		RPI 51-100	RPI 101-150		RPI 150+
20- 3	0- 2	4- 0		OVERALL		7- 1	4- 0		5- 0	
10- 0	0- 0	2- 0		HOME		4- 0	2- 0		2- 0	
10- 3	0- 2	2- 0		AWAY		3- 1	2- 0		3- 0	
0- 0	0- 0	0- 0		NEUTRAL		0- 0	0- 0		0- 0	
9- 2	0- 2	1- 0		NON-CONFERENCE		3- 0	3- 0		2- 0	
5- 0	0- 0	0- 0		HOME		1- 0	2- 0		2- 0	
4- 2	0- 2	1- 0		AWAY		2- 0	1- 0		0- 0	
0- 0	0- 0	0- 0		NEUTRAL		0- 0	0- 0		0- 0	
11- 1	0- 0	3- 0		CONFERENCE		4- 1	1- 0		3- 0	
5- 0	0- 0	2- 0		HOME		3- 0	0- 0		0- 0	
6- 1	0- 0	1- 0		AWAY		1- 1	1- 0		3- 0	
0- 0	0- 0	0- 0		NEUTRAL		0- 0	0- 0		0- 0	

RPI 1-25				Team's RPI: 4		RPI 26-50				RPI 51-100				RPI 101+					
RPI	S	Opponent	Score		RPI	S	Opponent	Score		RPI	S	Opponent	Score		RPI	S	Opponent	Score	
13	A	Gonzaga	52	64	36	A	Drake	89	83	57	A	Oklahoma	96	90	115	A	Boise St.	72	69
15	A	Oregon St.	69	80	36	H	Drake	69	67	71	A	Minnesota	77	69	130	A	Loyola Chicago	74	72
					38	H	Bradley	90	56	72	A	UNI	66	55	140	H	Missouri	79	72
					39	A	South Dakota	74	66	72	H	UNI	80	66	146	H	Wichita St.	68	55
										78	A	Southern Ill.	68	70	154	A	Valparaiso	81	68
										78	H	Southern Ill.	88	57	204	H	Santa Clara	71	64
										91	H	Illinois St.	87	74	222	H	UMKC	83	58
										95	H	A&M-Corpus Christi	79	51	278	A	Indiana St.	76	55
															324	A	Evansville	81	55
LAST 10 Division I																			
					78	H	Southern Ill.	88	57	324	A	Evansville	81	55					
					36	A	Drake	89	83	278	A	Indiana St.	76	55					
					72	A	UNI	66	55	78	A	Southern Ill.	68	70					
					91	H	Illinois St.	87	74	72	H	UNI	80	66					
					38	H	Bradley	90	56	36	H	Drake	69	67					

Non-Div I Games:	William Jewell	111	39
------------------	----------------	-----	----

Missouri St.

Loss, Non-Conf, S Site, H Home A Away N Neutral

Average RPI Win: 277	WON-LOST	WINNING	LAST 10	STRENGTH OF	OPP. STRENGTH	TEAM	ADJ.	CONF.	ADJ CONF.
Average RPI Loss: 163	RECORD	PCT. RANK	GAMES	SCHEDULE	OF SCHEDULE	RPI	RPI	RPI	RPI
DIV. I ONLY	7- 17	288	3-7	192	266	279	279	24	24
DIV. I NON-CONF.	3- 6	235	0	114	180	180	180	25	25
TOTALS	RPI 1-25	RPI 26-50	W-L RECORDS	RPI 51-100	RPI 101-150	RPI 150+			
7- 17	0- 2	0- 0	OVERALL	0- 4	0- 2	7- 9			
3- 7	0- 0	0- 0	HOME	0- 1	0- 1	3- 5			
3- 10	0- 2	0- 0	AWAY	0- 3	0- 1	3- 4			
1- 0	0- 0	0- 0	NEUTRAL	0- 0	0- 0	1- 0			
3- 6	0- 2	0- 0	NON-CONFERENCE	0- 1	0- 2	3- 1			
1- 1	0- 0	0- 0	HOME	0- 0	0- 1	1- 0			
1- 5	0- 2	0- 0	AWAY	0- 1	0- 1	1- 1			
1- 0	0- 0	0- 0	NEUTRAL	0- 0	0- 0	1- 0			
4- 11	0- 0	0- 0	CONFERENCE	0- 3	0- 0	4- 8			
2- 6	0- 0	0- 0	HOME	0- 1	0- 0	2- 5			
2- 5	0- 0	0- 0	AWAY	0- 2	0- 0	2- 3			
0- 0	0- 0	0- 0	NEUTRAL	0- 0	0- 0	0- 0			

RPI S	Opponent	Score	RPI S	Opponent	Score	RPI S	Opponent	Score	RPI S	Opponent	Score	Team's RPI: 279
16	A Princeton	40 52				64	A Marist	66 76	108	A San Diego	49 57	
24	A Arizona	34 86				64	H Marist	53 74	141	H Providence	52 68	
						74	A Bucknell	37 71	184	A Quinnipiac	53 60	
						97	A Rider	25 48	184	H Quinnipiac	45 52	
									185	H Lafayette	52 44	
									221	H Manhattan	62 60	
									228	A Iona	56 50	
									228	H Iona	33 36	
									234	A Fairfield	38 49	
									234	H Fairfield	39 40	
									245	A Loyola Maryland	48 64	
									266	H Niagara	70 73	
									275	A Siena	39 51	
									314	A Albany (NY)	53 41	
									329	N Purdue Fort Wayne	60 46	
									330	A Saint Peter's	81 67	
									330	H Saint Peter's	59 57	
									340	H Canisius	62 71	
LAST 10 Division I												
234	H Fairfield	39 40	64	H Marist	53 74							
228	A Iona	56 50	275	A Siena	39 51							
330	H Saint Peter's	59 57	266	H Niagara	70 73							
184	H Quinnipiac	45 52	184	A Quinnipiac	53 60							
97	A Rider	25 48	330	A Saint Peter's	81 67							

Non-Div I Games:

Monmouth

Montana

Through Games Of Feb. 17, 2020

Average RPI Win:	251	WON-LOST	WINNING	LAST 10	STRENGTH OF	OPP. STRENGTH	TEAM	ADJ.	CONF.	ADJ CONF.
Average RPI Loss:	134	RECORD	PCT. RANK	GAMES	SCHEDULE	OF SCHEDULE	RPI	RPI	RPI	RPI
DIV. I ONLY	12- 10	151	5-5	194	245	173	173	18	18	
DIV. I NON-CONF.	3- 4	201	0	14	314	104	104	17	17	
TOTALS	RPI 1-25	RPI 26-50	W-L RECORDS	RPI 51-100	RPI 101-150	RPI 150+				
12- 10	0- 1	0- 1	OVERALL	0- 2	1- 1	11- 5				
6- 5	0- 1	0- 0	HOME	0- 2	1- 0	5- 2				
6- 4	0- 0	0- 1	AWAY	0- 0	0- 1	6- 2				
0- 1	0- 0	0- 0	NEUTRAL	0- 0	0- 0	0- 1				
3- 4	0- 1	0- 1	NON-CONFERENCE	0- 1	0- 0	3- 1				
1- 2	0- 1	0- 0	HOME	0- 1	0- 0	1- 0				
2- 1	0- 0	0- 1	AWAY	0- 0	0- 0	2- 0				
0- 1	0- 0	0- 0	NEUTRAL	0- 0	0- 0	0- 1				
9- 6	0- 0	0- 0	CONFERENCE	0- 1	1- 1	8- 4				
5- 3	0- 0	0- 0	HOME	0- 1	1- 0	4- 2				
4- 3	0- 0	0- 0	AWAY	0- 0	0- 1	4- 2				
0- 0	0- 0	0- 0	NEUTRAL	0- 0	0- 0	0- 0				

RPI 1-25				RPI 26-50				RPI 51-100				RPI 101+ Team's RPI: 173			
RPI	S	Opponent	Score	RPI	S	Opponent	Score	RPI	S	Opponent	Score	RPI	S	Opponent	Score
24	H	Arizona	42 77	39	A	South Dakota	64 96	59	H	Fresno St.	63 76	118	A	Idaho	51 52
								88	H	Montana St.	61 66	118	H	Idaho	69 60
												161	A	Northern Ariz.	79 71
												180	A	Idaho St.	59 72
												180	H	Idaho St.	53 67
												187	H	Southern Utah	81 74
												204	N	Santa Clara	58 68
												218	H	Grand Canyon	72 67
												220	A	Portland St.	65 78
												220	H	Portland St.	62 55
												223	H	Northern Colo.	58 67
												231	A	Cal St. Fullerton	71 69
												299	A	Sacramento St.	64 60
												306	A	Eastern Wash.	77 56
												306	H	Eastern Wash.	92 54
												321	A	Weber St.	78 46
												321	H	Weber St.	85 57
												325	A	Utah Valley	63 52
LAST 10 Division I															
				180	A	Idaho St.	59 72	220	H	Portland St.	62 55				
				321	A	Weber St.	78 46	321	H	Weber St.	85 57				
				118	H	Idaho	69 60	180	H	Idaho St.	53 67				
				306	A	Eastern Wash.	77 56	118	A	Idaho	51 52				
				88	H	Montana St.	61 66	220	A	Portland St.	65 78				

Non-Div I Games: Mont. St.-Northern 98 45 Mont. St. Billings 70 53

Montana

Loss, Non-Conf, S Site, H Home A Away N Neutral

Average RPI Win:	231	WON-LOST	WINNING	LAST 10	STRENGTH OF	OPP. STRENGTH	TEAM	ADJ.	CONF.	ADJ CONF.
Average RPI Loss:	75	RECORD	PCT. RANK	GAMES	SCHEDULE	OF SCHEDULE	RPI	RPI	RPI	RPI
DIV. I ONLY	15- 6	53	9-1	172	178	88	88	18	18	
DIV. I NON-CONF.	2- 5	259	0	9	95	121	121	17	17	
TOTALS	RPI 1-25	RPI 26-50	W-L RECORDS	RPI 51-100	RPI 101-150	RPI 150+				
15- 6	0- 2	0- 0	OVERALL	0- 2	1- 2	14- 0				
6- 2	0- 1	0- 0	HOME	0- 0	0- 1	6- 0				
9- 2	0- 0	0- 0	AWAY	0- 2	1- 0	8- 0				
0- 2	0- 1	0- 0	NEUTRAL	0- 0	0- 1	0- 0				
2- 5	0- 2	0- 0	NON-CONFERENCE	0- 2	0- 1	2- 0				
1- 1	0- 1	0- 0	HOME	0- 0	0- 0	1- 0				
1- 2	0- 0	0- 0	AWAY	0- 2	0- 0	1- 0				
0- 2	0- 1	0- 0	NEUTRAL	0- 0	0- 1	0- 0				
13- 1	0- 0	0- 0	CONFERENCE	0- 0	1- 1	12- 0				
5- 1	0- 0	0- 0	HOME	0- 0	0- 1	5- 0				
8- 0	0- 0	0- 0	AWAY	0- 0	1- 0	7- 0				
0- 0	0- 0	0- 0	NEUTRAL	0- 0	0- 0	0- 0				

RPI 1-25				RPI 26-50				RPI 51-100 Team's RPI: 88				RPI 101+			
RPI	S	Opponent	Score	RPI	S	Opponent	Score	RPI	S	Opponent	Score	RPI	S	Opponent	Score
13	H	Gonzaga	55 70					71	A	Minnesota	60 71	118	A	Idaho	62 56
14	N	Texas A&M	67 78					86	A	South Dakota St.	50 60	118	H	Idaho	68 69
												146	N	Wichita St.	64 66
												159	H	UC Davis	77 65
												161	A	Northern Ariz.	72 64
												173	A	Montana	66 61
												180	A	Idaho St.	74 55
												180	H	Idaho St.	67 59
												187	H	Southern Utah	91 65
												220	A	Portland St.	73 62
												223	H	Northern Colo.	91 58
												299	A	Sacramento St.	85 48
												306	A	Eastern Wash.	89 85
												306	H	Eastern Wash.	79 47
												307	A	Seattle U	73 65
												321	A	Weber St.	102 67
												321	H	Weber St.	81 52
LAST 10 Division I															
321	A	Weber St.	102 67	180	H	Idaho St.	67 59								
180	A	Idaho St.	74 55	321	H	Weber St.	81 52								
306	H	Eastern Wash.	79 47	306	A	Eastern Wash.	89 85								
118	A	Idaho	62 56	220	A	Portland St.	73 62								
173	A	Montana	66 61	118	H	Idaho	68 69								

Non-Div I Games: Carroll (MT) 67 33 Mont. St.-Northern 93 34

Montana St.

Average RPI Win:	287	WON-LOST	WINNING	LAST 10	STRENGTH OF	OPP. STRENGTH	TEAM	ADJ.	CONF.	ADJ CONF.
Average RPI Loss:	149	RECORD	PCT. RANK	GAMES	SCHEDULE	OF SCHEDULE	RPI	RPI	RPI	RPI
DIV. I ONLY	7- 17	288	3-7	161	273	272	272	20	20	
DIV. I NON-CONF.	2- 8	295	0	68	151	254	254	23	23	
TOTALS	RPI 1-25	RPI 26-50	W-L RECORDS	RPI 51-100	RPI 101-150	RPI 150+				
7- 17	0- 2	0- 1	OVERALL	0- 3	0- 1	7- 10				
4- 7	0- 0	0- 0	HOME	0- 1	0- 1	4- 5				
3- 10	0- 2	0- 1	AWAY	0- 2	0- 0	3- 5				
0- 0	0- 0	0- 0	NEUTRAL	0- 0	0- 0	0- 0				
2- 8	0- 2	0- 1	NON-CONFERENCE	0- 1	0- 0	2- 4				
2- 2	0- 0	0- 0	HOME	0- 0	0- 0	2- 2				
0- 6	0- 2	0- 1	AWAY	0- 1	0- 0	0- 2				
0- 0	0- 0	0- 0	NEUTRAL	0- 0	0- 0	0- 0				
5- 9	0- 0	0- 0	CONFERENCE	0- 2	0- 1	5- 6				
2- 5	0- 0	0- 0	HOME	0- 1	0- 1	2- 3				
3- 4	0- 0	0- 0	AWAY	0- 1	0- 0	3- 3				
0- 0	0- 0	0- 0	NEUTRAL	0- 0	0- 0	0- 0				

RPI 1-25				RPI 26-50				RPI 51-100				RPI 101+ Team's RPI: 272			
RPI	S	Opponent	Score	RPI	S	Opponent	Score	RPI	S	Opponent	Score	RPI	S	Opponent	Score
5	A	Baylor	47 94	50	A	Dayton	41 58	60	A	Belmont	62 71	122	H	Southeast Mo. St.	61 67
22	A	Kentucky	54 79					62	H	UT Martin	64 82	154	A	Valparaiso	53 55
								92	A	Michigan St.	48 93	157	H	N.C. A&T	56 74
												196	A	Tennessee Tech	75 82
												196	H	Tennessee Tech	55 75
												201	H	Radford	73 62
												212	H	Stetson	55 58
												225	A	Eastern Ill.	62 67
												225	H	Eastern Ill.	51 57
												237	A	Murray St.	75 83
												254	A	Bowling Green	65 79
												255	H	Saint Francis (PA)	65 54
												264	H	Eastern Ky.	47 68
												274	A	Jacksonville St.	69 55
												274	H	Jacksonville St.	67 48
												335	A	SIUE	63 55
												335	H	SIUE	75 69
												336	A	Tennessee St.	84 47
LAST 10 Division I															
237	A	Murray St.	75 83	122	H	Southeast Mo. St.	61 67								
264	H	Eastern Ky.	47 68	274	A	Jacksonville St.	69 55								
225	A	Eastern Ill.	62 67	196	A	Tennessee Tech	75 82								
335	A	SIUE	63 55	60	A	Belmont	62 71								
62	H	UT Martin	64 82	336	A	Tennessee St.	84 47								

Non-Div I Games: Asbury 107 55 Midway 107 55

Morehead St.

Loss, Non-Conf, S Site, H Home A Away N Neutral

Average RPI Win: 287	WON-LOST	WINNING	LAST 10	STRENGTH OF	OPP. STRENGTH	TEAM	ADJ.	CONF.	ADJ CONF.
Average RPI Loss: 197	RECORD	PCT. RANK	GAMES	SCHEDULE	OF SCHEDULE	RPI	RPI	RPI	RPI
DIV. I ONLY	11- 13	200	7-3	331	321	246	246	29	29
DIV. I NON-CONF.	2- 9	304	0	254	214	306	306	29	29
TOTALS	RPI 1-25	RPI 26-50	W-L RECORDS	RPI 51-100	RPI 101-150	RPI 150+			
11- 13	0- 0	0- 2	OVERALL	0- 2	0- 1	11- 8			
5- 1	0- 0	0- 0	HOME	0- 0	0- 0	5- 1			
6- 10	0- 0	0- 2	AWAY	0- 1	0- 1	6- 6			
0- 2	0- 0	0- 0	NEUTRAL	0- 1	0- 0	0- 1			
2- 9	0- 0	0- 2	NON-CONFERENCE	0- 2	0- 0	2- 5			
1- 0	0- 0	0- 0	HOME	0- 0	0- 0	1- 0			
1- 7	0- 0	0- 2	AWAY	0- 1	0- 0	1- 4			
0- 2	0- 0	0- 0	NEUTRAL	0- 1	0- 0	0- 1			
9- 4	0- 0	0- 0	CONFERENCE	0- 0	0- 1	9- 3			
4- 1	0- 0	0- 0	HOME	0- 0	0- 0	4- 1			
5- 3	0- 0	0- 0	AWAY	0- 0	0- 1	5- 2			
0- 0	0- 0	0- 0	NEUTRAL	0- 0	0- 0	0- 0			

RPI S	Opponent	Score	RPI S	Opponent	Score	RPI S	Opponent	Score	RPI S	Opponent	Score	Team's RPI: 246
33	A Marquette	48 70	35	A Michigan	48 80	63	N Stony Brook	56 63	112	A Bethune-Cookman	65 74	
						80	A Nebraska	55 78	157	H N.C. A&T	42 38	
									191	N Akron	45 52	
									192	A Norfolk St.	57 64	
									235	A Marshall	57 52	
									250	A Howard	68 52	
									250	H Howard	74 67	
									259	H Texas St.	72 62	
									271	A Delaware St.	61 69	
									297	A UMBC	63 65	
									310	A Omaha	64 70	
									311	H N.C. Central	86 79	
									319	A Hofstra	39 51	
									323	A UMES	55 44	
									323	H UMES	61 71	
									328	A Coppin St.	47 42	
									330	A Saint Peter's	77 78	
									343	A Florida A&M	59 47	
									349	A South Carolina St.	60 47	
									349	H South Carolina St.	77 47	
LAST 10 Division I												
349	A South Carolina St.	60 47	323	A UMES	55 44							
192	A Norfolk St.	57 64	328	A Coppin St.	47 42							
311	H N.C. Central	86 79	157	H N.C. A&T	42 38							
323	H UMES	61 71	250	H Howard	74 67							
250	A Howard	68 52	112	A Bethune-Cookman	65 74							

Non-Div I Games: Washington Adventis84 52 Notre Dame (MD) 113 34

Morgan St.

Loss, Non-Conf, S Site, H Home A Away N Neutral

Mt. St. Mary's

Through Games Of Feb. 17, 2020

Average RPI Win:	285	WON-LOST	WINNING	LAST 10	STRENGTH OF	OPP. STRENGTH	TEAM	ADJ.	CONF.	ADJ CONF.
Average RPI Loss:	148	RECORD	PCT. RANK	GAMES	SCHEDULE	OF SCHEDULE	RPI	RPI	RPI	RPI
DIV. I ONLY	15- 9	93	8-2	314	256	170	170	30	30	
DIV. I NON-CONF.	4- 7	225	0	124	89	178	178	30	30	
TOTALS	RPI 1-25	RPI 26-50	W-L RECORDS	RPI 51-100	RPI 101-150	RPI 150+				
15- 9	0- 2	0- 1	OVERALL	0- 0	1- 2	14- 4				
7- 2	0- 0	0- 0	HOME	0- 0	0- 1	7- 1				
7- 6	0- 2	0- 1	AWAY	0- 0	0- 0	7- 3				
1- 1	0- 0	0- 0	NEUTRAL	0- 0	1- 1	0- 0				
4- 7	0- 2	0- 1	NON-CONFERENCE	0- 0	1- 2	3- 2				
2- 1	0- 0	0- 0	HOME	0- 0	0- 1	2- 0				
1- 5	0- 2	0- 1	AWAY	0- 0	0- 0	1- 2				
1- 1	0- 0	0- 0	NEUTRAL	0- 0	1- 1	0- 0				
11- 2	0- 0	0- 0	CONFERENCE	0- 0	0- 0	11- 2				
5- 1	0- 0	0- 0	HOME	0- 0	0- 0	5- 1				
6- 1	0- 0	0- 0	AWAY	0- 0	0- 0	6- 1				
0- 0	0- 0	0- 0	NEUTRAL	0- 0	0- 0	0- 0				

RPI 1-25				RPI 26-50				RPI 51-100				RPI 101+ Team's RPI: 170			
RPI	S	Opponent	Score	RPI	S	Opponent	Score	RPI	S	Opponent	Score	RPI	S	Opponent	Score
18	A	Indiana	52 75	27	A	Old Dominion	34 85					124	N	Richmond	75 67
22	A	Kentucky	44 67									129	H	Lehigh	65 66
												143	N	Hampton	60 68
												171	A	Towson	57 73
												183	A	Merrimack	55 76
												201	A	Radford	75 58
												245	H	Loyola Maryland	81 75
												255	H	Saint Francis (PA)	68 44
												288	A	Wagner	67 52
												288	H	Wagner	78 63
												297	H	UMBC	71 61
												305	A	St. Francis Brooklyn	67 62
												305	H	St. Francis Brooklyn	69 60
												309	A	Sacred Heart	67 58
												315	A	Bryant	76 70
												315	H	Bryant	67 72
												320	A	Fairleigh Dickinson	69 61
												323	A	UMES	76 78
												338	A	LIU Brooklyn	77 57
												338	H	LIU Brooklyn	75 57
												347	H	Central Conn. St.	72 64
LAST 10 Division I															
288	A	Wagner	67 52	320	A	Fairleigh Dickinson	69 61								
255	H	Saint Francis (PA)	68 44	315	H	Bryant	67 72								
338	A	LIU Brooklyn	77 57	305	H	St. Francis Brooklyn	69 60								
305	A	St. Francis Brooklyn	67 62	347	H	Central Conn. St.	72 64								
309	A	Sacred Heart	67 58	183	A	Merrimack	55 76								

Non-Div I Games: Frostburg St. 94 40

Mt. St. Mary's

Loss, Non-Conf, S Site, H Home A Away N Neutral

Average RPI Win: 278	WON-LOST	WINNING	LAST 10	STRENGTH OF	OPP. STRENGTH	TEAM	ADJ.	CONF.	ADJ CONF.
Average RPI Loss: 124	RECORD	PCT. RANK	GAMES	SCHEDULE	OF SCHEDULE	RPI	RPI	RPI	RPI
DIV. I ONLY	10- 13	217	4-6	263	184	237	237	20	20
DIV. I NON-CONF.	5- 4	140	0	319	78	190	190	23	23
TOTALS	RPI 1-25	RPI 26-50	W-L RECORDS	RPI 51-100	RPI 101-150	RPI 150+			
10- 13	0- 2	0- 0	OVERALL	0- 5	1- 1	9- 5			
7- 3	0- 0	0- 0	HOME	0- 2	1- 0	6- 1			
3- 10	0- 2	0- 0	AWAY	0- 3	0- 1	3- 4			
0- 0	0- 0	0- 0	NEUTRAL	0- 0	0- 0	0- 0			
5- 4	0- 2	0- 0	NON-CONFERENCE	0- 1	0- 0	5- 1			
2- 1	0- 0	0- 0	HOME	0- 0	0- 0	2- 1			
3- 3	0- 2	0- 0	AWAY	0- 1	0- 0	3- 0			
0- 0	0- 0	0- 0	NEUTRAL	0- 0	0- 0	0- 0			
5- 9	0- 0	0- 0	CONFERENCE	0- 4	1- 1	4- 4			
5- 2	0- 0	0- 0	HOME	0- 2	1- 0	4- 0			
0- 7	0- 0	0- 0	AWAY	0- 2	0- 1	0- 4			
0- 0	0- 0	0- 0	NEUTRAL	0- 0	0- 0	0- 0			

RPI 1-25				RPI 26-50				RPI 51-100				RPI 101+ Team's RPI: 237			
RPI	S	Opponent	Score	RPI	S	Opponent	Score	RPI	S	Opponent	Score	RPI	S	Opponent	Score
6	A	Louisville	40 76					60	A	Belmont	53 70	122	A	Southeast Mo. St.	73 88
11	A	Mississippi St.	43 124					60	H	Belmont	56 86	122	H	Southeast Mo. St.	70 62
								62	A	UT Martin	56 98	164	H	Samford	56 84
								62	H	UT Martin	64 89	176	A	Austin Peay	61 69
								78	A	Southern Ill.	66 76	196	A	Tennessee Tech	72 77
												225	H	Eastern Ill.	92 87
												260	H	Arkansas St.	77 62
												272	H	Morehead St.	83 75
												273	A	Lipscomb	67 57
												274	A	Jacksonville St.	51 68
												278	H	Indiana St.	70 62
												324	A	Evansville	61 59
												335	H	SIUE	74 60
												336	A	Tennessee St.	81 96
												336	H	Tennessee St.	100 62
												351	A	Mississippi Val.	72 66
LAST 10 Division I															
272	H	Morehead St.	83 75	225	H	Eastern Ill.	92 87	336	H	Tennessee St.	100 62				
176	A	Austin Peay	61 69	60	H	Belmont	56 86	122	A	Southeast Mo. St.	73 88				
336	A	Tennessee St.	81 96	62	A	UT Martin	56 98								
60	A	Belmont	53 70												
335	H	SIUE	74 60												

Non-Div I Games: Cumberland (TN) 93 60 Christian Bros. 95 59

Murray St.

■ Loss,
 ■ Non-Conf, S Site,
 ■ Home
 ■ Away
 N Neutral

Average RPI Win:	266	WON-LOST	WINNING	LAST 10	STRENGTH OF	OPP. STRENGTH	TEAM	ADJ.	CONF.	ADJ CONF.
Average RPI Loss:	145	RECORD	PCT. RANK	GAMES	SCHEDULE	OF SCHEDULE	RPI	RPI	RPI	RPI
DIV. I ONLY	14- 8	91	6-4	304	244	157	157	29	29	
DIV. I NON-CONF.	6- 4	123	0	188	71	96	96	29	29	
TOTALS	RPI 1-25	RPI 26-50	W-L RECORDS	RPI 51-100	RPI 101-150	RPI 150+				
14- 8	0- 1	0- 0	OVERALL	0- 2	2- 2	12- 3				
6- 2	0- 0	0- 0	HOME	0- 0	1- 1	5- 1				
7- 5	0- 1	0- 0	AWAY	0- 1	1- 1	6- 2				
1- 1	0- 0	0- 0	NEUTRAL	0- 1	0- 0	1- 0				
6- 4	0- 1	0- 0	NON-CONFERENCE	0- 2	2- 0	4- 1				
2- 0	0- 0	0- 0	HOME	0- 0	1- 0	1- 0				
3- 3	0- 1	0- 0	AWAY	0- 1	1- 0	2- 1				
1- 1	0- 0	0- 0	NEUTRAL	0- 1	0- 0	1- 0				
8- 4	0- 0	0- 0	CONFERENCE	0- 0	0- 2	8- 2				
4- 2	0- 0	0- 0	HOME	0- 0	0- 1	4- 1				
4- 2	0- 0	0- 0	AWAY	0- 0	0- 1	4- 1				
0- 0	0- 0	0- 0	NEUTRAL	0- 0	0- 0	0- 0				

RPI 1-25				RPI 26-50				RPI 51-100				RPI 101+ Team's RPI: 157			
RPI	S	Opponent	Score	RPI	S	Opponent	Score	RPI	S	Opponent	Score	RPI	S	Opponent	Score
21	A	NC State	44 80					79	A	Georgia	54 72	112	A	Bethune-Cookman	50 70
								89	N	Miami (FL)	67 68	112	H	Bethune-Cookman	58 69
												117	A	VCU	69 58
												148	H	UNC Greensboro	57 48
												191	A	Akron	52 64
												192	H	Norfolk St.	53 39
												219	A	Clemson	82 74
												246	A	Morgan St.	38 42
												260	N	Arkansas St.	55 50
												271	A	Delaware St.	69 45
												271	H	Delaware St.	58 53
												272	A	Morehead St.	74 56
												284	H	ETSU	80 69
												311	H	N.C. Central	80 86
												323	A	UMES	67 31
												328	A	Coppin St.	84 38
												343	A	Florida A&M	66 49
												343	H	Florida A&M	71 44
												349	H	South Carolina St.	66 55
LAST 10 Division I															
311	H	N.C. Central	80 86	271	H	Delaware St.	58 53								
343	A	Florida A&M	66 49	112	H	Bethune-Cookman	58 69								
112	A	Bethune-Cookman	50 70	246	A	Morgan St.	38 42								
349	H	South Carolina St.	66 55	328	A	Coppin St.	84 38								
192	H	Norfolk St.	53 39	271	A	Delaware St.	69 45								

Non-Div I Games: Saint Augustine's 75 44 Johnson & Wales (NC121 61

N.C. A&T

Loss, Non-Conf, S Site, H Home A Away N Neutral

N.C. Central

Through Games Of Feb. 17, 2020

Average RPI Win:	283	WON-LOST	WINNING	LAST 10	STRENGTH OF	OPP. STRENGTH	TEAM	ADJ.	CONF.	ADJ CONF.
Average RPI Loss:	208	RECORD	PCT. RANK	GAMES	SCHEDULE	OF SCHEDULE	RPI	RPI	RPI	RPI
DIV. I ONLY	7- 15	278	4-6	339	279	311	311	29	29	
DIV. I NON-CONF.	2- 9	304	0	257	200	315	315	29	29	
TOTALS	RPI 1-25	RPI 26-50	W-L RECORDS	RPI 51-100	RPI 101-150	RPI 150+				
7- 15	0- 1	0- 0	OVERALL	0- 0	1- 3	6- 11				
3- 5	0- 0	0- 0	HOME	0- 0	1- 0	2- 5				
4- 9	0- 1	0- 0	AWAY	0- 0	0- 3	4- 5				
0- 1	0- 0	0- 0	NEUTRAL	0- 0	0- 0	0- 1				
2- 9	0- 1	0- 0	NON-CONFERENCE	0- 0	1- 2	1- 6				
1- 3	0- 0	0- 0	HOME	0- 0	1- 0	0- 3				
1- 5	0- 1	0- 0	AWAY	0- 0	0- 2	1- 2				
0- 1	0- 0	0- 0	NEUTRAL	0- 0	0- 0	0- 1				
5- 6	0- 0	0- 0	CONFERENCE	0- 0	0- 1	5- 5				
2- 2	0- 0	0- 0	HOME	0- 0	0- 0	2- 2				
3- 4	0- 0	0- 0	AWAY	0- 0	0- 1	3- 3				
0- 0	0- 0	0- 0	NEUTRAL	0- 0	0- 0	0- 0				

RPI	S	Opponent	Score	RPI	S	Opponent	Score	RPI	S	Opponent	Score	RPI	S	Opponent	Score	Team's RPI: 311
10	A	Iowa	50	102								103	A	North Carolina	53	92
												112	A	Bethune-Cookman	52	73
												123	H	Campbell	67	64
												134	A	California	69	90
												157	A	N.C. A&T	86	80
												192	H	Norfolk St.	75	83
												207	N	Penn St.	68	92
												209	H	High Point	58	78
												226	A	CSU Bakersfield	71	80
												246	A	Morgan St.	79	86
												257	A	Col. of Charleston	78	85
												262	H	Winthrop	46	56
												271	A	Delaware St.	54	64
												271	H	Delaware St.	60	64
												296	H	FIU	58	59
												323	A	UMES	63	65
												328	A	Coppin St.	58	44
												338	A	LIU Brooklyn	61	59
												343	A	Florida A&M	71	70
												343	H	Florida A&M	66	57
												349	H	South Carolina St.	90	49
LAST 10 Division I																
157	A	N.C. A&T	86	80	271	H	Delaware St.	60	64							
246	A	Morgan St.	79	86	343	A	Florida A&M	71	70							
328	A	Coppin St.	58	44	112	A	Bethune-Cookman	52	73							
192	H	Norfolk St.	75	83	323	A	UMES	63	65							
349	H	South Carolina St.	90	49	271	A	Delaware St.	54	64							

Non-Div I Games: Washington Adventis83 48 Lincoln (PA) 53 68

N.C. Central

Loss, Non-Conf, S Site, H Home A Away N Neutral

Average RPI Win: 135		WON-LOST	WINNING	LAST 10	STRENGTH OF	OPP. STRENGTH	TEAM	ADJ.	CONF.	ADJ CONF.
Average RPI Loss: 61		RECORD	PCT. RANK	GAMES	SCHEDULE	OF SCHEDULE	RPI	RPI	RPI	RPI
DIV. I ONLY		22- 3	12	8-2	74	47	21	21	5	5
DIV. I NON-CONF.		11- 0	1	0	178	60	17	17	4	4
TOTALS		RPI 1-25	RPI 26-50		W-L RECORDS		RPI 51-100	RPI 101-150	RPI 150+	
22- 3	2- 1	4- 0		OVERALL		2- 1	3- 1	11- 0		
12- 2	2- 1	1- 0		HOME		1- 1	2- 0	6- 0		
8- 1	0- 0	2- 0		AWAY		1- 0	1- 1	4- 0		
2- 0	0- 0	1- 0		NEUTRAL		0- 0	0- 0	1- 0		
11- 0	1- 0	1- 0		NON-CONFERENCE		0- 0	0- 0	9- 0		
7- 0	1- 0	0- 0		HOME		0- 0	0- 0	6- 0		
2- 0	0- 0	0- 0		AWAY		0- 0	0- 0	2- 0		
2- 0	0- 0	1- 0		NEUTRAL		0- 0	0- 0	1- 0		
11- 3	1- 1	3- 0		CONFERENCE		2- 1	3- 1	2- 0		
5- 2	1- 1	1- 0		HOME		1- 1	2- 0	0- 0		
6- 1	0- 0	2- 0		AWAY		1- 0	1- 1	2- 0		
0- 0	0- 0	0- 0		NEUTRAL		0- 0	0- 0	0- 0		

RPI	S	Opponent	Score	RPI	S	Opponent	Score	RPI	S	Opponent	Score	RPI	S	Opponent	Score
3	H	Maryland	66 59	30	A	Virginia Tech	71 59	51	H	Virginia	80 60	103	A	North Carolina	60 66
6	H	Louisville	59 66	30	H	Virginia Tech	76 69	69	A	Boston College	72 54	103	H	North Carolina	76 68
25	H	Florida St.	68 51	31	A	Duke	63 60	73	H	Georgia Tech	61 65	110	A	Notre Dame	90 56
				41	N	Texas	84 73					121	H	Wake Forest	59 45
												155	A	Saint Mary's (CA)	87 70
												157	H	N.C. A&T	80 44
												160	H	Elon	62 49
												177	A	Hawaii	68 59
												197	H	Chattanooga	74 38
												206	H	Maine	62 34
												219	A	Clemson	79 60
												252	N	North Texas	76 65
												269	H	Lamar University	81 40
												270	H	UNCW	80 40
												290	A	Pittsburgh	88 44
LAST 10 Division I															
73	H	Georgia Tech	61 65	103	H	North Carolina	76 68								
6	H	Louisville	59 66	290	A	Pittsburgh	88 44								
30	A	Virginia Tech	71 59	121	H	Wake Forest	59 45								
31	A	Duke	63 60	25	H	Florida St.	68 51								
219	A	Clemson	79 60	110	A	Notre Dame	90 56								

N
C
S
t
a
t
eN
C
S
t
a
t
e

Non-Div I Games:

NC State

Average RPI Win:	275	WON-LOST	WINNING	LAST 10	STRENGTH OF	OPP. STRENGTH	TEAM	ADJ.	CONF.	ADJ CONF.
Average RPI Loss:	179	RECORD	PCT. RANK	GAMES	SCHEDULE	OF SCHEDULE	RPI	RPI	RPI	RPI
DIV. I ONLY	4- 21	323	1-9	272	225	332	332	16	16	
DIV. I NON-CONF.	3- 10	282	0	295	338	326	326	15	15	
TOTALS	RPI 1-25	RPI 26-50	W-L RECORDS	RPI 51-100	RPI 101-150	RPI 150+				
4- 21	0- 0	0- 1	OVERALL	0- 2	1- 5	3- 13				
3- 8	0- 0	0- 0	HOME	0- 1	1- 2	2- 5				
1- 13	0- 0	0- 1	AWAY	0- 1	0- 3	1- 8				
0- 0	0- 0	0- 0	NEUTRAL	0- 0	0- 0	0- 0				
3- 10	0- 0	0- 0	NON-CONFERENCE	0- 2	0- 2	3- 6				
2- 3	0- 0	0- 0	HOME	0- 1	0- 1	2- 1				
1- 7	0- 0	0- 0	AWAY	0- 1	0- 1	1- 5				
0- 0	0- 0	0- 0	NEUTRAL	0- 0	0- 0	0- 0				
1- 11	0- 0	0- 1	CONFERENCE	0- 0	1- 3	0- 7				
1- 5	0- 0	0- 0	HOME	0- 0	1- 1	0- 4				
0- 6	0- 0	0- 1	AWAY	0- 0	0- 2	0- 3				
0- 0	0- 0	0- 0	NEUTRAL	0- 0	0- 0	0- 0				

RPI S	Opponent	Score	RPI S	Opponent	Score	RPI S	Opponent	Score	RPI S	Opponent	Score	Team's RPI: 332
29	A FGCU	39 82	61	H Penn	51 85	102	H Colgate	52 79	106	A Liberty	48 66	
			77	A Colorado	57 80	106	H Liberty	53 67	119	A North Florida	48 71	
						119	H North Florida	60 56	145	A Columbia	43 99	
						162	H North Ala.	55 57	166	A Cornell	44 68	
						168	A Binghamton	40 75	174	A Jacksonville	67 88	
						174	H Jacksonville	54 66	212	A Stetson	49 72	
						216	H Kennesaw St.	64 77	273	A Lipscomb	66 68	
						273	H Lipscomb	57 65	288	A Wagner	59 61	
						295	A Vermont	59 65	303	A Air Force	48 68	
						305	H St. Francis Brooklyn	88 69	320	H Fairleigh Dickinson	59 68	
						330	H Saint Peter's	76 73	346	A Hartford	61 52	
LAST 10 Division I												
273	A Lipscomb	66 68	212	A Stetson	49 72							
106	A Liberty	48 66	29	A FGCU	39 82							
119	H North Florida	60 56	273	H Lipscomb	57 65							
174	H Jacksonville	54 66	216	H Kennesaw St.	64 77							
162	H North Ala.	55 57	174	A Jacksonville	67 88							

Non-Div I Games:

NJIT

Average RPI Win: 225	WON-LOST	WINNING	LAST 10	STRENGTH OF	OPP. STRENGTH	TEAM	ADJ.	CONF.	ADJ CONF.
Average RPI Loss: 159	RECORD	PCT. RANK	GAMES	SCHEDULE	OF SCHEDULE	RPI	RPI	RPI	RPI
DIV. I ONLY	6- 17	304	2-8	174	210	294	294	15	15
DIV. I NON-CONF.	4- 6	212	0	320	252	286	286	16	16
TOTALS	RPI 1-25	RPI 26-50	W-L RECORDS	RPI 51-100	RPI 101-150	RPI 150+			
6- 17	0- 0	0- 0	OVERALL	0- 2	1- 8	5- 7			
5- 6	0- 0	0- 0	HOME	0- 1	1- 3	4- 2			
1- 11	0- 0	0- 0	AWAY	0- 1	0- 5	1- 5			
0- 0	0- 0	0- 0	NEUTRAL	0- 0	0- 0	0- 0			
4- 6	0- 0	0- 0	NON-CONFERENCE	0- 0	0- 1	4- 5			
3- 1	0- 0	0- 0	HOME	0- 0	0- 0	3- 1			
1- 5	0- 0	0- 0	AWAY	0- 0	0- 1	1- 4			
0- 0	0- 0	0- 0	NEUTRAL	0- 0	0- 0	0- 0			
2- 11	0- 0	0- 0	CONFERENCE	0- 2	1- 7	1- 2			
2- 5	0- 0	0- 0	HOME	0- 1	1- 3	1- 1			
0- 6	0- 0	0- 0	AWAY	0- 1	0- 4	0- 1			
0- 0	0- 0	0- 0	NEUTRAL	0- 0	0- 0	0- 0			

RPI S	Opponent	Score	RPI S	Opponent	Score	RPI S	Opponent	Score	RPI S	Opponent	Score	Team's RPI: 294
						74	A Bucknell	65 75	102	A Colgate	55 80	
						74	H Bucknell	34 61	102	H Colgate	53 65	
									103	A North Carolina	40 80	
									114	A Holy Cross	43 57	
									114	H Holy Cross	49 58	
									129	A Lehigh	40 70	
									129	H Lehigh	53 60	
									132	A Boston U.	56 71	
									132	H Boston U.	46 41	
									182	H La Salle	61 46	
									185	A Lafayette	52 79	
									206	A Maine	41 46	
									216	H Kennesaw St.	82 62	
									219	A Clemson	65 52	
									229	A Saint Joseph's	40 49	
									232	H George Mason	58 67	
									234	A Fairfield	52 66	
									245	H Loyola Maryland	44 50	
									295	A Vermont	56 64	
									300	H Army West Point	57 45	
									303	H Air Force	67 59	
LAST 10 Division I												
132	A Boston U.	56 71	300	H Army West Point	57 45							
74	A Bucknell	65 75	132	H Boston U.	46 41							
102	H Colgate	53 65	185	A Lafayette	52 79							
245	H Loyola Maryland	44 50	129	H Lehigh	53 60							
114	A Holy Cross	43 57	102	A Colgate	55 80							

Non-Div I Games: Stevenson 70 36

Navy

■ Loss,
 ■ Non-Conf,
 ■ S Site,
 ■ H Home
 ■ A Away
 N Neutral

Nebraska

Through Games Of Feb. 17, 2020

Average RPI Win:	167	WON-LOST	WINNING	LAST 10	STRENGTH OF	OPP. STRENGTH	TEAM	ADJ.	CONF.	ADJ CONF.
Average RPI Loss:	35	RECORD	PCT. RANK	GAMES	SCHEDULE	OF SCHEDULE	RPI	RPI	RPI	RPI
DIV. I ONLY	16- 10	100	3-7	69	20	80	80	2	2	
DIV. I NON-CONF.	10- 1	20	0	275	167	88	88	2	2	
TOTALS	RPI 1-25	RPI 26-50	W-L RECORDS	RPI 51-100	RPI 101-150	RPI 150+				
16- 10	1- 5	2- 3	OVERALL	2- 2	3- 0	8- 0				
12- 4	1- 2	2- 2	HOME	1- 0	1- 0	7- 0				
2- 6	0- 3	0- 1	AWAY	0- 2	2- 0	0- 0				
2- 0	0- 0	0- 0	NEUTRAL	1- 0	0- 0	1- 0				
10- 1	0- 0	1- 1	NON-CONFERENCE	1- 0	1- 0	7- 0				
7- 1	0- 0	1- 1	HOME	0- 0	0- 0	6- 0				
1- 0	0- 0	0- 0	AWAY	0- 0	1- 0	0- 0				
2- 0	0- 0	0- 0	NEUTRAL	1- 0	0- 0	1- 0				
6- 9	1- 5	1- 2	CONFERENCE	1- 2	2- 0	1- 0				
5- 3	1- 2	1- 1	HOME	1- 0	1- 0	1- 0				
1- 6	0- 3	0- 1	AWAY	0- 2	1- 0	0- 0				
0- 0	0- 0	0- 0	NEUTRAL	0- 0	0- 0	0- 0				

RPI	S	Opponent	Score	RPI	S	Opponent	Score	RPI	S	Opponent	Score	RPI	S	Opponent	Score
3	A	Maryland	69 87	31	H	Duke	83 79	71	A	Minnesota	61 67	137	A	Wisconsin	72 71
10	A	Iowa	60 76	34	H	Purdue	68 76	71	H	Minnesota	72 58	137	H	Wisconsin	65 50
10	H	Iowa	78 69	35	H	Michigan	74 71	76	N	Southern California	67 54	140	A	Missouri	90 85
12	A	Northwestern	56 60	40	H	Creighton	74 79	92	A	Michigan St.	70 78	207	H	Penn St.	75 58
18	H	Indiana	53 57	47	A	Rutgers	65 69					210	H	Oral Roberts	77 67
23	H	Ohio St.	74 80									221	H	Manhattan	71 51
												246	H	Morgan St.	78 55
												247	H	Southern U.	73 39
												261	H	Alabama A&M	68 46
												309	N	Sacred Heart	72 49
												335	H	SIUE	63 49
LAST 10 Division I															
12	A	Northwestern	56 60	71	A	Minnesota	61 67								
207	H	Penn St.	75 58	137	A	Wisconsin	72 71								
18	H	Indiana	53 57	34	H	Purdue	68 76								
10	A	Iowa	60 76	35	H	Michigan	74 71								
23	H	Ohio St.	74 80	3	A	Maryland	69 87								

Non-Div I Games:

Nebraska

■ Loss,
 ■ Non-Conf,
 ■ S Site,
 ■ H Home
 ■ A Away
 N Neutral

Nevada

Through Games Of Feb. 17, 2020

Average RPI Win: 268	WON-LOST	WINNING	LAST 10	STRENGTH OF	OPP. STRENGTH	TEAM	ADJ.	CONF.	ADJ CONF.
Average RPI Loss: 171	RECORD	PCT. RANK	GAMES	SCHEDULE	OF SCHEDULE	RPI	RPI	RPI	RPI
DIV. I ONLY	12- 12	177	6-4	321	223	256	256	17	17
DIV. I NON-CONF.	6- 4	123	0	330	274	231	231	22	22
TOTALS	RPI 1-25	RPI 26-50	W-L RECORDS	RPI 51-100	RPI 101-150	RPI 150+			
12- 12	0- 0	0- 0	OVERALL	0- 2	0- 3	12- 7			
8- 4	0- 0	0- 0	HOME	0- 1	0- 1	8- 2			
3- 8	0- 0	0- 0	AWAY	0- 1	0- 2	3- 5			
1- 0	0- 0	0- 0	NEUTRAL	0- 0	0- 0	1- 0			
6- 4	0- 0	0- 0	NON-CONFERENCE	0- 2	0- 1	6- 1			
4- 1	0- 0	0- 0	HOME	0- 1	0- 0	4- 0			
1- 3	0- 0	0- 0	AWAY	0- 1	0- 1	1- 1			
1- 0	0- 0	0- 0	NEUTRAL	0- 0	0- 0	1- 0			
6- 8	0- 0	0- 0	CONFERENCE	0- 0	0- 2	6- 6			
4- 3	0- 0	0- 0	HOME	0- 0	0- 1	4- 2			
2- 5	0- 0	0- 0	AWAY	0- 0	0- 1	2- 4			
0- 0	0- 0	0- 0	NEUTRAL	0- 0	0- 0	0- 0			

RPI 1-25			RPI 26-50			RPI 51-100				RPI 101+		Team's RPI: 256		
RPI	S	Opponent	Score	RPI	S	Opponent	Score	RPI	S	Opponent	Score			
								76	A	Southern California	47	50		
								90	H	SFA	65	80		
										111	A	Utah	62	68
										115	A	Boise St.	40	54
										115	H	Boise St.	72	83
										155	H	Saint Mary's (CA)	78	72
										165	A	San Jose St.	80	76
										165	H	San Jose St.	70	72
										195	A	Wyoming	59	83
										198	A	UNLV	64	66
										198	H	UNLV	62	59
										199	A	New Mexico	67	87
										220	A	Portland St.	75	80
										243	H	San Diego St.	70	69
										265	A	Colorado St.	70	75
										265	H	Colorado St.	74	63
										285	H	Utah St.	69	60
										299	H	Sacramento St.	83	72
										303	A	Air Force	71	67
										303	H	Air Force	61	68
										313	H	Cal Poly	71	40
										317	N	UTRGV	62	57
										325	A	Utah Valley	60	57
										348	H	Chicago St.	80	60
LAST 10 Division I														
				198	H	UNLV	62	59		199	A	New Mexico	67	87
				165	A	San Jose St.	80	76		198	A	UNLV	64	66
				303	A	Air Force	71	67		243	H	San Diego St.	70	69
				115	H	Boise St.	72	83		195	A	Wyoming	59	83
				265	H	Colorado St.	74	63		285	H	Utah St.	69	60

Non-Div I Games: Stanislaus St. 80 62

Nevada

■ Loss,
 ■ Non-Conf,
 ■ S Site,
 ■ Home
 ■ Away
 N Neutral

New Hampshire

Through Games Of Feb. 17, 2020

Average RPI Win:	316	WON-LOST	WINNING	LAST 10	STRENGTH OF	OPP. STRENGTH	TEAM	ADJ.	CONF.	ADJ CONF.
Average RPI Loss:	158	RECORD	PCT. RANK	GAMES	SCHEDULE	OF SCHEDULE	RPI	RPI	RPI	RPI
DIV. I ONLY	7- 16	284	4-6	169	317	263	263	27	27	
DIV. I NON-CONF.	2- 9	304	0	154	248	285	285	27	27	
TOTALS	RPI 1-25	RPI 26-50	W-L RECORDS	RPI 51-100	RPI 101-150	RPI 150+				
7- 16	0- 2	0- 0	OVERALL	0- 2	0- 3	7- 9				
3- 7	0- 0	0- 0	HOME	0- 1	0- 1	3- 5				
4- 9	0- 2	0- 0	AWAY	0- 1	0- 2	4- 4				
0- 0	0- 0	0- 0	NEUTRAL	0- 0	0- 0	0- 0				
2- 9	0- 2	0- 0	NON-CONFERENCE	0- 0	0- 3	2- 4				
1- 3	0- 0	0- 0	HOME	0- 0	0- 1	1- 2				
1- 6	0- 2	0- 0	AWAY	0- 0	0- 2	1- 2				
0- 0	0- 0	0- 0	NEUTRAL	0- 0	0- 0	0- 0				
5- 7	0- 0	0- 0	CONFERENCE	0- 2	0- 0	5- 5				
2- 4	0- 0	0- 0	HOME	0- 1	0- 0	2- 3				
3- 3	0- 0	0- 0	AWAY	0- 1	0- 0	3- 2				
0- 0	0- 0	0- 0	NEUTRAL	0- 0	0- 0	0- 0				

RPI 1-25				RPI 26-50				RPI 51-100				RPI 101+ Team's RPI: 263			
RPI	S	Opponent	Score	RPI	S	Opponent	Score	RPI	S	Opponent	Score	RPI	S	Opponent	Score
5	A	Baylor	29 97					63	A	Stony Brook	50 52	114	A	Holy Cross	61 82
16	A	Princeton	37 77					63	H	Stony Brook	44 53	132	H	Boston U.	64 78
												149	A	Massachusetts	65 67
												168	H	Binghamton	53 63
												172	A	Dartmouth	47 66
												183	A	Merrimack	54 64
												206	A	Maine	50 67
												214	H	Brown	68 76
												230	A	UMass Lowell	53 58
												230	H	UMass Lowell	53 66
												292	H	North Dakota St.	61 67
												295	A	Vermont	59 51
												295	H	Vermont	42 44
												297	A	UMBC	72 63
												297	H	UMBC	56 51
												314	A	Albany (NY)	48 47
												315	A	Bryant	68 56
												346	H	Hartford	72 71
												347	H	Central Conn. St.	70 59
LAST 10 Division I															
297	H	UMBC	56 51	168	H	Binghamton	53 63								
295	H	Vermont	42 44	297	A	UMBC	72 63								
63	A	Stony Brook	50 52	314	A	Albany (NY)	48 47								
230	H	UMass Lowell	53 66	63	H	Stony Brook	44 53								
295	A	Vermont	59 51	206	A	Maine	50 67								

Non-Div I Games: Wheaton (MA) 89 44

New Hampshire

■ Loss,
 ■ Non-Conf, S Site,
 ■ Home
 ■ Away
 N Neutral

Average RPI Win: 228		WON-LOST	WINNING	LAST 10	STRENGTH OF	OPP. STRENGTH	TEAM	ADJ.	CONF.	ADJ CONF.
Average RPI Loss: 144		RECORD	PCT. RANK	GAMES	SCHEDULE	OF SCHEDULE	RPI	RPI	RPI	RPI
DIV. I ONLY		13- 13	177	5-5	180	183	199	199	17	17
DIV. I NON-CONF.		8- 4	90	0	242	134	146	146	22	22
TOTALS		RPI 1-25	RPI 26-50		W-L RECORDS		RPI 51-100	RPI 101-150	RPI 150+	
13- 13	0- 0	0- 1		OVERALL		0- 4	2- 1		11- 7	
7- 7	0- 0	0- 0		HOME		0- 2	1- 0		6- 5	
5- 5	0- 0	0- 1		AWAY		0- 1	0- 1		5- 2	
1- 1	0- 0	0- 0		NEUTRAL		0- 1	1- 0		0- 0	
8- 4		0- 1		NON-CONFERENCE		0- 2	2- 0		6- 1	
5- 2	0- 0	0- 0		HOME		0- 1	1- 0		4- 1	
2- 1	0- 0	0- 1		AWAY		0- 0	0- 0		2- 0	
1- 1	0- 0	0- 0		NEUTRAL		0- 1	1- 0		0- 0	
5- 9		0- 0		CONFERENCE		0- 2	0- 1		5- 6	
2- 5	0- 0	0- 0		HOME		0- 1	0- 0		2- 4	
3- 4	0- 0	0- 0		AWAY		0- 1	0- 1		3- 2	
0- 0	0- 0	0- 0		NEUTRAL		0- 0	0- 0		0- 0	

RPI 1-25				RPI 26-50				RPI 51-100				RPI 101+				Team's RPI: 199	
RPI	S	Opponent	Score	RPI	S	Opponent	Score	RPI	S	Opponent	Score	RPI	S	Opponent	Score		
				28	A	Arizona St.	47 84	55	N	West Virginia	60 73	115	A	Boise St.	82 83		
								58	H	Ball St.	57 70	140	N	Missouri	71 68		
								59	A	Fresno St.	81 84	141	H	Providence	86 68		
								59	H	Fresno St.	78 84	161	H	Northern Ariz.	83 76		
												165	A	San Jose St.	85 89		
												165	H	San Jose St.	80 81		
												167	H	Houston	81 71		
												195	A	Wyoming	74 71		
												195	H	Wyoming	66 73		
												198	A	UNLV	80 64		
												198	H	UNLV	51 68		
												217	A	UTEP	93 78		
												243	A	San Diego St.	74 75		
												243	H	San Diego St.	58 67		
												256	H	Nevada	87 67		
												265	H	Colorado St.	73 62		
												283	H	UC Riverside	80 70		
												291	H	LMU (CA)	72 73		
												303	A	Air Force	75 53		
												316	A	New Mexico St.	86 67		
												316	H	New Mexico St.	107 53		
EAST 10 Division I																	
				198	A	UNLV	80 64	256	H	Nevada	87 67						
				243	H	San Diego St.	58 67	165	A	San Jose St.	85 89						
				195	A	Wyoming	74 71	198	H	UNLV	51 68						
				59	H	Fresno St.	78 84	265	H	Colorado St.	73 62						
				243	A	San Diego St.	74 75	303	A	Air Force	75 53						

Non-Div I Games:	Northern N.M.	92	44
------------------	---------------	----	----

New Mexico

Loss, Non-Conf, S Site, H Home A Away N Neutral

Average RPI Win:	314	WON-LOST	WINNING	LAST 10	STRENGTH OF	OPP. STRENGTH	TEAM	ADJ.	CONF.	ADJ CONF.
Average RPI Loss:	215	RECORD	PCT. RANK	GAMES	SCHEDULE	OF SCHEDULE	RPI	RPI	RPI	RPI
DIV. I ONLY	8- 16	263	4-6	318	337	316	316	31	31	
DIV. I NON-CONF.	2- 10	313	0	240	295	320	320	32	32	
TOTALS	RPI 1-25	RPI 26-50	W-L RECORDS	RPI 51-100	RPI 101-150	RPI 150+				
8- 16	0- 0	0- 1	OVERALL	0- 0	0- 1	8- 14				
5- 7	0- 0	0- 1	HOME	0- 0	0- 0	5- 6				
3- 7	0- 0	0- 0	AWAY	0- 0	0- 1	3- 6				
0- 2	0- 0	0- 0	NEUTRAL	0- 0	0- 0	0- 2				
2- 10	0- 0	0- 1	NON-CONFERENCE	0- 0	0- 1	2- 8				
1- 5	0- 0	0- 1	HOME	0- 0	0- 0	1- 4				
1- 3	0- 0	0- 0	AWAY	0- 0	0- 1	1- 2				
0- 2	0- 0	0- 0	NEUTRAL	0- 0	0- 0	0- 2				
6- 6	0- 0	0- 0	CONFERENCE	0- 0	0- 0	6- 6				
4- 2	0- 0	0- 0	HOME	0- 0	0- 0	4- 2				
2- 4	0- 0	0- 0	AWAY	0- 0	0- 0	2- 4				
0- 0	0- 0	0- 0	NEUTRAL	0- 0	0- 0	0- 0				

RPI 1-25			RPI 26-50			RPI 51-100			RPI 101+ Team's RPI: 316		
RPI	S	Opponent	Score	RPI	S	Opponent	Score	RPI	S	Opponent	Score
				28	H	Arizona St.	47 70	125	A	Abilene Christian	54 67
								151	N	Western Mich.	76 79
								190	H	Pepperdine	69 72
								199	A	New Mexico	53 107
								199	H	New Mexico	67 86
								217	A	UTEP	45 65
								217	H	UTEP	57 63
								218	A	Grand Canyon	49 60
								222	A	UMKC	52 56
								222	H	UMKC	50 55
								226	A	CSU Bakersfield	59 60
								258	A	Denver	78 75
								283	H	UC Riverside	58 60
								287	H	California Baptist	57 56
								307	A	Seattle U	57 67
								307	H	Seattle U	83 65
								308	N	Georgia St.	51 59
								317	H	UTRGV	76 75
								321	H	Weber St.	77 47
								325	A	Utah Valley	65 58
								325	H	Utah Valley	54 58
								348	A	Chicago St.	73 60
								348	H	Chicago St.	80 56
LAST 10 Division I											
				325	A	Utah Valley	65 58				
				307	A	Seattle U	57 67				
				222	H	UMKC	50 55				
				348	H	Chicago St.	80 56				
				218	A	Grand Canyon	49 60				
				226	A	CSU Bakersfield	59 60				
				317	H	UTRGV	76 75				
				307	H	Seattle U	83 65				
				325	H	Utah Valley	54 58				
				222	A	UMKC	52 56				

Non-Div I Games: Western N.M. 75 56

New Mexico St.

■ Loss,
 ■ Non-Conf,
 ■ S Site,
 ■ Home
 ■ A Away
 N Neutral

New Orleans

Through Games Of Feb. 17, 2020

Average RPI Win:	262	WON-LOST	WINNING	LAST 10	STRENGTH OF	OPP. STRENGTH	TEAM	ADJ.	CONF.	ADJ CONF.
Average RPI Loss:	127	RECORD	PCT. RANK	GAMES	SCHEDULE	OF SCHEDULE	RPI	RPI	RPI	RPI
DIV. I ONLY	12- 10	151	7-3	181	264	152	152	23	23	
DIV. I NON-CONF.	2- 5	259	0	95	127	191	191	24	24	
TOTALS	RPI 1-25	RPI 26-50	W-L RECORDS	RPI 51-100	RPI 101-150	RPI 150+				
12- 10	0- 0	0- 3	OVERALL	1- 2	0- 2	11- 3				
7- 3	0- 0	0- 0	HOME	1- 1	0- 1	6- 1				
5- 7	0- 0	0- 3	AWAY	0- 1	0- 1	5- 2				
0- 0	0- 0	0- 0	NEUTRAL	0- 0	0- 0	0- 0				
2- 5	0- 0	0- 3	NON-CONFERENCE	0- 0	0- 0	2- 2				
1- 1	0- 0	0- 0	HOME	0- 0	0- 0	1- 1				
1- 4	0- 0	0- 3	AWAY	0- 0	0- 0	1- 1				
0- 0	0- 0	0- 0	NEUTRAL	0- 0	0- 0	0- 0				
10- 5	0- 0	0- 0	CONFERENCE	1- 2	0- 2	9- 1				
6- 2	0- 0	0- 0	HOME	1- 1	0- 1	5- 0				
4- 3	0- 0	0- 0	AWAY	0- 1	0- 1	4- 1				
0- 0	0- 0	0- 0	NEUTRAL	0- 0	0- 0	0- 0				

RPI 1-25			RPI 26-50			RPI 51-100			RPI 101+ Team's RPI: 152		
RPI	S	Opponent	Score	RPI	S	Opponent	Score	RPI	S	Opponent	Score
26	A	LSU	49 83	26	A	SFA	47 59	125	A	Abilene Christian	62 76
37	A	Arkansas	52 82	37	A	SFA	53 50	150	H	Sam Houston St.	46 78
43	A	Iowa St.	53 71	43	A	A&M-Corpus Christi	53 83	203	H	Louisiana	60 65
								215	H	North Dakota	79 73
								224	A	Central Ark.	49 37
								224	H	Central Ark.	85 73
								241	A	Southeastern La.	57 73
								259	A	Texas St.	49 51
								269	A	Lamar University	62 57
								277	H	Nicholls St.	77 65
								281	A	Ole Miss	69 64
								286	A	Incarnate Word	67 55
								286	H	Incarnate Word	61 57
								318	H	Houston Baptist	88 84
								337	A	Northwestern St.	77 63
								341	H	McNeese	78 59
LAST 10 Division I											
286	H	Incarnate Word	61 57	337	A	Northwestern St.	77 63				
224	H	Central Ark.	85 73	277	H	Nicholls St.	77 65				
90	A	SFA	47 59	95	H	A&M-Corpus Christi	53 83				
318	H	Houston Baptist	88 84	341	H	McNeese	78 59				
241	A	Southeastern La.	57 73	286	A	Incarnate Word	67 55				

Non-Div I Games: Pensacola Christian91 31 Tougaloo 91 69

New Orleans

Loss, Non-Conf, S Site, H Home A Away N Neutral

Niagara

Through Games Of Feb. 17, 2020

Average RPI Win: 300	WON-LOST	WINNING	LAST 10	STRENGTH OF	OPP. STRENGTH	TEAM	ADJ.	CONF.	ADJ CONF.
Average RPI Loss: 164	RECORD	PCT. RANK	GAMES	SCHEDULE	OF SCHEDULE	RPI	RPI	RPI	RPI
DIV. I ONLY	8- 16	263	4-6	220	308	266	266	24	24
DIV. I NON-CONF.	2- 7	288	0	213	318	283	283	25	25
TOTALS	RPI 1-25	RPI 26-50	W-L RECORDS	RPI 51-100	RPI 101-150	RPI 150+			
8- 16	0- 0	0- 1	OVERALL	0- 4	0- 2	8- 9			
4- 5	0- 0	0- 0	HOME	0- 2	0- 1	4- 2			
4- 11	0- 0	0- 1	AWAY	0- 2	0- 1	4- 7			
0- 0	0- 0	0- 0	NEUTRAL	0- 0	0- 0	0- 0			
2- 7	0- 0	0- 1	NON-CONFERENCE	0- 0	0- 2	2- 4			
1- 1	0- 0	0- 0	HOME	0- 0	0- 1	1- 0			
1- 6	0- 0	0- 1	AWAY	0- 0	0- 1	1- 4			
0- 0	0- 0	0- 0	NEUTRAL	0- 0	0- 0	0- 0			
6- 9	0- 0	0- 0	CONFERENCE	0- 4	0- 0	6- 5			
3- 4	0- 0	0- 0	HOME	0- 2	0- 0	3- 2			
3- 5	0- 0	0- 0	AWAY	0- 2	0- 0	3- 3			
0- 0	0- 0	0- 0	NEUTRAL	0- 0	0- 0	0- 0			

RPI S	Opponent	Score	RPI S	Opponent	Score	RPI S	Opponent	Score	RPI S	Opponent	Score	Team's RPI: 266
47	A Rutgers	37 87	64	A Marist	57 82	102	A Colgate	72 85				
			64	H Marist	67 94	133	H Buffalo	67 81				
			97	A Rider	75 79	166	A Cornell	59 82				
			97	H Rider	55 71	168	A Binghamton	55 74				
						184	A Quinnipiac	61 71				
						221	A Manhattan	65 68				
						228	A Iona	63 57				
						228	H Iona	58 70				
						234	H Fairfield	65 77				
						250	A Howard	42 91				
						275	A Siena	54 59				
						275	H Siena	68 61				
						279	A Monmouth	73 70				
						289	H Oakland	77 63				
						293	A St. Bonaventure	67 71				
						328	A Coppin St.	82 67				
						330	A Saint Peter's	68 64				
						330	H Saint Peter's	97 89				
						340	H Canisius	81 62				
LAST 10 Division I												
184	A Quinnipiac	61 71	275	A Siena	54 59							
330	A Saint Peter's	68 64	340	H Canisius	81 62							
228	H Iona	58 70	97	H Rider	55 71							
234	H Fairfield	65 77	330	H Saint Peter's	97 89							
64	A Marist	57 82	279	A Monmouth	73 70							

Non-Div I Games:

Niagara

Loss, Non-Conf, S Site, H Home A Away N Neutral

Average RPI Win: 293	WON-LOST	WINNING	LAST 10	STRENGTH OF	OPP. STRENGTH	TEAM	ADJ.	CONF.	ADJ CONF.
Average RPI Loss: 145	RECORD	PCT. RANK	GAMES	SCHEDULE	OF SCHEDULE	RPI	RPI	RPI	RPI
DIV. I ONLY	6- 16	297	5-5	185	238	277	277	23	23
DIV. I NON-CONF.	1- 6	318	0	60	46	249	249	24	24
TOTALS	RPI 1-25	RPI 26-50	W-L RECORDS	RPI 51-100	RPI 101-150	RPI 150+			
6- 16	0- 2	0- 1	OVERALL	0- 3	0- 4	6- 6			
3- 5	0- 0	0- 0	HOME	0- 1	0- 2	3- 2			
3- 10	0- 2	0- 1	AWAY	0- 2	0- 1	3- 4			
0- 1	0- 0	0- 0	NEUTRAL	0- 0	0- 1	0- 0			
1- 6	0- 2	0- 1	NON-CONFERENCE	0- 1	0- 1	1- 1			
1- 0	0- 0	0- 0	HOME	0- 0	0- 0	1- 0			
0- 5	0- 2	0- 1	AWAY	0- 1	0- 0	0- 1			
0- 1	0- 0	0- 0	NEUTRAL	0- 0	0- 1	0- 0			
5- 10	0- 0	0- 0	CONFERENCE	0- 2	0- 3	5- 5			
2- 5	0- 0	0- 0	HOME	0- 1	0- 2	2- 2			
3- 5	0- 0	0- 0	AWAY	0- 1	0- 1	3- 3			
0- 0	0- 0	0- 0	NEUTRAL	0- 0	0- 0	0- 0			

RPI 1-25				RPI 26-50				RPI 51-100				RPI 101+ Team's RPI: 277			
RPI	S	Opponent	Score	RPI	S	Opponent	Score	RPI	S	Opponent	Score	RPI	S	Opponent	Score
18	A	Indiana	47 111	26	A	LSU	32 63	83	A	Rice	47 71	119	N	North Florida	61 64
19	A	TCU	47 72					90	H	SFA	61 78	125	H	Abilene Christian	84 95
								95	A	A&M-Corpus Christi	49 55	150	A	Sam Houston St.	71 87
												150	H	Sam Houston St.	77 80
												152	A	New Orleans	65 77
												174	A	Jacksonville	55 72
												224	H	Central Ark.	46 53
												241	A	Southeastern La.	67 65
												241	H	Southeastern La.	54 49
												269	A	Lamar University	62 60
												269	H	Lamar University	78 84
												286	A	Incarinate Word	51 53
												318	A	Houston Baptist	84 78
												337	A	Northwestern St.	54 58
												341	H	McNeese	79 63
												350	H	La.-Monroe	74 59
LAST 10 Division I															
241	H	Southeastern La.	54 49	152	A	New Orleans	65 77								
269	A	Lamar University	62 60	318	A	Houston Baptist	84 78								
150	H	Sam Houston St.	77 80	224	H	Central Ark.	46 53								
90	H	SFA	61 78	337	A	Northwestern St.	54 58								
341	H	McNeese	79 63	241	A	Southeastern La.	67 65								

Non-Div I Games: Southern-N.O. 94 61 Paul Quinn 101 68

Nicholls St.

■ Loss,
 ■ Non-Conf, S Site,
 ■ Home
 ■ Away
 N Neutral

Average RPI Win:	246	WON-LOST	WINNING	LAST 10	STRENGTH OF	OPP. STRENGTH	TEAM	ADJ.	CONF.	ADJ CONF.
Average RPI Loss:	161	RECORD	PCT. RANK	GAMES	SCHEDULE	OF SCHEDULE	RPI	RPI	RPI	RPI
DIV. I ONLY	14- 9	104	8-2	259	296	192	192	29	29	
DIV. I NON-CONF.	5- 7	205	0	100	205	173	173	29	29	
TOTALS	RPI 1-25	RPI 26-50	W-L RECORDS	RPI 51-100	RPI 101-150	RPI 150+				
14- 9	0- 0	0- 0	OVERALL	0- 1	3- 4	11- 4				
8- 4	0- 0	0- 0	HOME	0- 0	1- 2	7- 2				
5- 4	0- 0	0- 0	AWAY	0- 0	1- 2	4- 2				
1- 1	0- 0	0- 0	NEUTRAL	0- 1	1- 0	0- 0				
5- 7	0- 0	0- 0	NON-CONFERENCE	0- 1	2- 4	3- 2				
2- 3	0- 0	0- 0	HOME	0- 0	0- 2	2- 1				
2- 3	0- 0	0- 0	AWAY	0- 0	1- 2	1- 1				
1- 1	0- 0	0- 0	NEUTRAL	0- 1	1- 0	0- 0				
9- 2	0- 0	0- 0	CONFERENCE	0- 0	1- 0	8- 2				
6- 1	0- 0	0- 0	HOME	0- 0	1- 0	5- 1				
3- 1	0- 0	0- 0	AWAY	0- 0	0- 0	3- 1				
0- 0	0- 0	0- 0	NEUTRAL	0- 0	0- 0	0- 0				

RPI 1-25			RPI 26-50			RPI 51-100			RPI 101+ Team's RPI: 192		
RPI	S	Opponent	Score	RPI	S	Opponent	Score	RPI	S	Opponent	Score
						55 N West Virginia	55 72	106 H	Liberty	48 67	
								112 H	Bethune-Cookman	61 51	
								119 N	North Florida	57 54	
								124 A	Richmond	69 77	
								128 H	Robert Morris	62 69	
								131 A	William & Mary	56 65	
								143 A	Hampton	77 56	
								157 A	N.C. A&T	39 53	
								174 A	Jacksonville	71 64	
								182 H	La Salle	52 55	
								209 H	High Point	72 58	
								235 A	Marshall	69 75	
								246 H	Morgan St.	64 57	
								250 A	Howard	83 80	
								268 H	Longwood	49 46	
								271 H	Delaware St.	65 57	
								311 A	N.C. Central	83 75	
								323 H	UMES	68 45	
								328 A	Coppin St.	85 48	
								328 H	Coppin St.	55 57	
								343 H	Florida A&M	59 51	
								349 H	South Carolina St.	76 42	
LAST 10 Division I											
						328 H	Coppin St.	55 57	343 H	Florida A&M	59 51
						246 H	Morgan St.	64 57	349 H	South Carolina St.	76 42
						271 H	Delaware St.	65 57	323 H	UMES	68 45
						311 A	N.C. Central	83 75	250 A	Howard	83 80
						157 A	N.C. A&T	39 53	328 A	Coppin St.	85 48

Non-Div I Games: Virginia-Lynchburg 123 48

Norfolk St.

■ Loss,
 ■ Non-Conf,
 ■ S Site,
 ■ Home
 ■ A Away
 N Neutral

Average RPI Win:	257	WON-LOST	WINNING	LAST 10	STRENGTH OF	OPP. STRENGTH	TEAM	ADJ.	CONF.	ADJ CONF.
Average RPI Loss:	121	RECORD	PCT. RANK	GAMES	SCHEDULE	OF SCHEDULE	RPI	RPI	RPI	RPI
DIV. I ONLY	15- 8	76	5-5	329	194	162	162	16	16	
DIV. I NON-CONF.	7- 3	80	0	346	328	222	222	15	15	
TOTALS	RPI 1-25	RPI 26-50	W-L RECORDS	RPI 51-100	RPI 101-150	RPI 150+				
15- 8	0- 1	0- 2	OVERALL	0- 0	3- 1	12- 4				
6- 2	0- 0	0- 1	HOME	0- 0	2- 0	4- 1				
5- 6	0- 1	0- 1	AWAY	0- 0	1- 1	4- 3				
4- 0	0- 0	0- 0	NEUTRAL	0- 0	0- 0	4- 0				
7- 3	0- 1	0- 1	NON-CONFERENCE	0- 0	0- 0	7- 1				
1- 1	0- 0	0- 0	HOME	0- 0	0- 0	1- 1				
2- 2	0- 1	0- 1	AWAY	0- 0	0- 0	2- 0				
4- 0	0- 0	0- 0	NEUTRAL	0- 0	0- 0	4- 0				
8- 5	0- 0	0- 1	CONFERENCE	0- 0	3- 1	5- 3				
5- 1	0- 0	0- 1	HOME	0- 0	2- 0	3- 0				
3- 4	0- 0	0- 0	AWAY	0- 0	1- 1	2- 3				
0- 0	0- 0	0- 0	NEUTRAL	0- 0	0- 0	0- 0				

RPI S	Opponent	Score	RPI S	Opponent	Score	RPI S	Opponent	Score	RPI S	Opponent	Score	Team's RPI: 162
10	A Iowa	81 86	29	H FGCU	63 74				106	A Liberty	76 71	
			43	A Iowa St.	72 80				106	H Liberty	86 75	
									119	A North Florida	65 67	
									119	H North Florida	54 51	
									164	H Samford	63 79	
									174	A Jacksonville	56 67	
									174	H Jacksonville	76 65	
									212	A Stetson	60 69	
									212	H Stetson	68 57	
									216	A Kennesaw St.	56 59	
									261	N Alabama A&M	80 65	
									273	A Lipscomb	84 72	
									273	H Lipscomb	91 58	
									304	N UC Irvine	88 60	
									326	A Alabama St.	81 60	
									332	A NJIT	57 55	
									335	N SIUE	85 67	
									336	A Tennessee St.	88 63	
									349	N South Carolina St.	99 46	
									351	H Mississippi Val.	86 60	
LAST 10 Division I												
212	A Stetson	60 69	174	A Jacksonville	56 67							
119	A North Florida	65 67	216	A Kennesaw St.	56 59							
273	H Lipscomb	91 58	212	H Stetson	68 57							
106	H Liberty	86 75	29	H FGCU	63 74							
332	A NJIT	57 55	106	A Liberty	76 71							

Non-Div I Games: Virginia-Lynchburg 128 26 Oakwood 120 38

North Ala.

■ Loss,
■ Non-Conf, S Site,
■ Home
■ Away
N Neutral

North Carolina

Through Games Of Feb. 17, 2020

Average RPI Win:	182	WON-LOST	WINNING	LAST 10	STRENGTH OF	OPP. STRENGTH	TEAM	ADJ.	CONF.	ADJ CONF.
Average RPI Loss:	43	RECORD	PCT. RANK	GAMES	SCHEDULE	OF SCHEDULE	RPI	RPI	RPI	RPI
DIV. I ONLY	16- 10	100	4-6	128	23	103	103	5	5	
DIV. I NON-CONF.	9- 2	37	0	337	77	154	154	4	4	
TOTALS	RPI 1-25	RPI 26-50	W-L RECORDS	RPI 51-100	RPI 101-150	RPI 150+				
16- 10	1- 3	0- 3	OVERALL	5- 4	1- 0	9- 0				
11- 4	1- 1	0- 1	HOME	2- 2	0- 0	8- 0				
2- 6	0- 2	0- 2	AWAY	2- 2	0- 0	0- 0				
3- 0	0- 0	0- 0	NEUTRAL	1- 0	1- 0	1- 0				
9- 2	0- 0	0- 0	NON-CONFERENCE	1- 2	1- 0	7- 0				
6- 1	0- 0	0- 0	HOME	0- 1	0- 0	6- 0				
0- 1	0- 0	0- 0	AWAY	0- 1	0- 0	0- 0				
3- 0	0- 0	0- 0	NEUTRAL	1- 0	1- 0	1- 0				
7- 8	1- 3	0- 3	CONFERENCE	4- 2	0- 0	2- 0				
5- 3	1- 1	0- 1	HOME	2- 1	0- 0	2- 0				
2- 5	0- 2	0- 2	AWAY	2- 1	0- 0	0- 0				
0- 0	0- 0	0- 0	NEUTRAL	0- 0	0- 0	0- 0				

RPI S	Opponent	Score	RPI S	Opponent	Score	RPI S	Opponent	Score	RPI S	Opponent	Score	Team's RPI: 103
6	H Louisville	67 74	30	A Virginia Tech	70 76	51	A Virginia	65 47	140	N Missouri	82 69	
21	A NC State	68 76	30	H Virginia Tech	63 72	51	H Virginia	78 68	160	H Elon	76 46	
21	H NC State	66 60	31	A Duke	61 71	54	H Yale	63 66	181	H Illinois	85 60	
25	A Florida St.	64 78				69	A Boston College	75 93	219	H Clemson	86 72	
						73	A Georgia Tech	67 60	270	N UNCW	85 45	
						75	N Temple	71 58	290	H Pittsburgh	70 62	
						81	A Alabama	77 83	294	H Navy	80 40	
						84	H Syracuse	56 74	311	H N.C. Central	92 53	
						89	H Miami (FL)	78 58	334	H Western Caro.	92 55	
									345	H Charleston So.	85 54	
LAST 10 Division I												
69	A Boston College	75 93	51	H Virginia	78 68							
84	H Syracuse	56 74	21	A NC State	68 76							
30	H Virginia Tech	63 72	73	A Georgia Tech	67 60							
31	A Duke	61 71	6	H Louisville	67 74							
219	H Clemson	86 72	89	H Miami (FL)	78 58							

Non-Div I Games:

North Carolina

Loss, Non-Conf, S Site, H Home A Away N Neutral

North Dakota

Through Games Of Feb. 17, 2020

Average RPI Win:	266	WON-LOST	WINNING	LAST 10	STRENGTH OF	OPP. STRENGTH	TEAM	ADJ.	CONF.	ADJ CONF.
Average RPI Loss:	164	RECORD	PCT. RANK	GAMES	SCHEDULE	OF SCHEDULE	RPI	RPI	RPI	RPI
DIV. I ONLY	12- 11	166	3-7	296	248	215	215	19	19	
DIV. I NON-CONF.	7- 4	100	0	243	309	122	122	18	18	
TOTALS	RPI 1-25	RPI 26-50	W-L RECORDS	RPI 51-100	RPI 101-150	RPI 150+				
12- 11	0- 1	0- 1	OVERALL	0- 2	0- 0	12- 7				
5- 4	0- 0	0- 1	HOME	0- 1	0- 0	5- 2				
7- 7	0- 1	0- 0	AWAY	0- 1	0- 0	7- 5				
0- 0	0- 0	0- 0	NEUTRAL	0- 0	0- 0	0- 0				
7- 4	0- 1	0- 0	NON-CONFERENCE	0- 1	0- 0	7- 2				
2- 1	0- 0	0- 0	HOME	0- 1	0- 0	2- 0				
5- 3	0- 1	0- 0	AWAY	0- 0	0- 0	5- 2				
0- 0	0- 0	0- 0	NEUTRAL	0- 0	0- 0	0- 0				
5- 7	0- 0	0- 1	CONFERENCE	0- 1	0- 0	5- 5				
3- 3	0- 0	0- 1	HOME	0- 0	0- 0	3- 2				
2- 4	0- 0	0- 0	AWAY	0- 1	0- 0	2- 3				
0- 0	0- 0	0- 0	NEUTRAL	0- 0	0- 0	0- 0				

RPI	S	Opponent	Score	RPI	S	Opponent	Score	RPI	S	Opponent	Score	RPI	S	Opponent	Score	Team's RPI: 215
24	A	Arizona	42 74	39	H	South Dakota	46 93	86	A	South Dakota St.	64 99	152	A	New Orleans	73 79	
								91	H	Illinois St.	58 66	154	H	Valparaiso	65 63	
												169	H	Rhode Island	67 61	
												193	A	Western Ill.	74 91	
												193	H	Western Ill.	77 71	
												210	A	Oral Roberts	52 75	
												210	H	Oral Roberts	72 86	
												218	A	Grand Canyon	78 76	
												239	A	Milwaukee	66 58	
												249	A	SMU	51 66	
												258	A	Denver	90 82	
												258	H	Denver	81 91	
												292	A	North Dakota St.	82 92	
												301	A	Ga. Southern	69 56	
												310	H	Omaha	63 57	
												329	A	Purdue Fort Wayne	63 49	
												329	H	Purdue Fort Wayne	91 85	
												345	A	Charleston So.	73 57	
												349	A	South Carolina St.	95 53	
LAST 10 Division I																
193	A	Western Ill.	74 91	258	H	Denver	81 91									
39	H	South Dakota	46 93	292	A	North Dakota St.	82 92									
210	H	Oral Roberts	72 86	86	A	South Dakota St.	64 99									
329	A	Purdue Fort Wayne	63 49	210	A	Oral Roberts	52 75									
193	H	Western Ill.	77 71	310	H	Omaha	63 57									

Non-Div I Games: Northland 118 35 Mayville St. 83 52

North Dakota

Loss, Non-Conf, S Site, H Home A Away N Neutral

Average RPI Win:	284	WON-LOST	WINNING	LAST 10	STRENGTH OF	OPP. STRENGTH	TEAM	ADJ.	CONF.	ADJ CONF.
Average RPI Loss:	136	RECORD	PCT. RANK	GAMES	SCHEDULE	OF SCHEDULE	RPI	RPI	RPI	RPI
DIV. I ONLY	6- 16	297	5-5	240	135	292	292	19	19	
DIV. I NON-CONF.	1- 9	326	0	147	31	289	289	18	18	
TOTALS	RPI 1-25	RPI 26-50	W-L RECORDS	RPI 51-100	RPI 101-150	RPI 150+				
6- 16	0- 0	0- 4	OVERALL	0- 2	0- 2	6- 8				
3- 8	0- 0	0- 2	HOME	0- 0	0- 1	3- 5				
3- 8	0- 0	0- 2	AWAY	0- 2	0- 1	3- 3				
0- 0	0- 0	0- 0	NEUTRAL	0- 0	0- 0	0- 0				
1- 9	0- 0	0- 3	NON-CONFERENCE	0- 1	0- 2	1- 3				
0- 5	0- 0	0- 1	HOME	0- 0	0- 1	0- 3				
1- 4	0- 0	0- 2	AWAY	0- 1	0- 1	1- 0				
0- 0	0- 0	0- 0	NEUTRAL	0- 0	0- 0	0- 0				
5- 7	0- 0	0- 1	CONFERENCE	0- 1	0- 0	5- 5				
3- 3	0- 0	0- 1	HOME	0- 0	0- 0	3- 2				
2- 4	0- 0	0- 0	AWAY	0- 1	0- 0	2- 3				
0- 0	0- 0	0- 0	NEUTRAL	0- 0	0- 0	0- 0				

RPI 1-25				RPI 26-50				RPI 51-100				RPI 101+				Team's RPI: 292
RPI	S	Opponent	Score	RPI	S	Opponent	Score	RPI	S	Opponent	Score	RPI	S	Opponent	Score	
				38	A	Bradley	64 70	72	A	UNI	63 95	126	A	Northeastern	61 72	
				39	H	South Dakota	36 80	86	A	South Dakota St.	52 60	137	H	Wisconsin	63 64	
				40	A	Creighton	59 70					154	H	Valparaiso	54 66	
				43	H	Iowa St.	58 86					179	H	Northern Ill.	68 74	
												193	A	Western Ill.	79 86	
												193	H	Western Ill.	78 79	
												195	H	Wyoming	57 66	
												210	A	Oral Roberts	62 70	
												210	H	Oral Roberts	76 80	
												215	H	North Dakota	92 82	
												258	A	Denver	82 91	
												258	H	Denver	85 80	
												263	A	New Hampshire	67 61	
												310	A	Omaha	74 65	
												329	A	Purdue Fort Wayne	58 44	
												329	H	Purdue Fort Wayne	74 53	
LAST 10 Division I																
				329	H	Purdue Fort Wayne	74 53	258	H	Denver	85 80					
				210	H	Oral Roberts	76 80	86	A	South Dakota St.	52 60					
				310	A	Omaha	74 65	215	H	North Dakota	92 82					
				193	A	Western Ill.	79 86	39	H	South Dakota	36 80					
				329	A	Purdue Fort Wayne	58 44	210	A	Oral Roberts	62 70					

Non-Div I Games: Waldorf 92 26 Mayville St. 97 59

North Dakota St.

North Florida

Through Games Of Feb. 17, 2020

Average RPI Win:	210	WON-LOST	WINNING	LAST 10	STRENGTH OF	OPP. STRENGTH	TEAM	ADJ.	CONF.	ADJ CONF.
Average RPI Loss:	122	RECORD	PCT. RANK	GAMES	SCHEDULE	OF SCHEDULE	RPI	RPI	RPI	RPI
DIV. I ONLY	12- 12	177	5-5	81	195	119	119	16	16	
DIV. I NON-CONF.	5- 6	187	0	54	153	92	92	15	15	
TOTALS	RPI 1-25	RPI 26-50	W-L RECORDS	RPI 51-100	RPI 101-150	RPI 150+				
12- 12	0- 2	0- 2	OVERALL	1- 2	2- 1	9- 5				
5- 3	0- 0	0- 1	HOME	0- 0	2- 0	3- 2				
5- 7	0- 2	0- 1	AWAY	0- 1	0- 1	5- 2				
2- 2	0- 0	0- 0	NEUTRAL	1- 1	0- 0	1- 1				
5- 6	0- 2	0- 0	NON-CONFERENCE	1- 2	1- 1	3- 1				
1- 0	0- 0	0- 0	HOME	0- 0	1- 0	0- 0				
2- 4	0- 2	0- 0	AWAY	0- 1	0- 1	2- 0				
2- 2	0- 0	0- 0	NEUTRAL	1- 1	0- 0	1- 1				
7- 6	0- 0	0- 2	CONFERENCE	0- 0	1- 0	6- 4				
4- 3	0- 0	0- 1	HOME	0- 0	1- 0	3- 2				
3- 3	0- 0	0- 1	AWAY	0- 0	0- 0	3- 2				
0- 0	0- 0	0- 0	NEUTRAL	0- 0	0- 0	0- 0				

RPI 1-25				RPI 26-50				RPI 51-100				RPI 101+ Team's RPI: 119			
RPI	S	Opponent	Score	RPI	S	Opponent	Score	RPI	S	Opponent	Score	RPI	S	Opponent	Score
18	A	Indiana	45 72	29	A	FGCU	65 76	64	N	Marist	54 69	106	H	Liberty	65 50
25	A	Florida St.	41 70	29	H	FGCU	50 72	89	A	Miami (FL)	55 78	114	H	Holy Cross	80 60
								97	N	Rider	80 70	137	A	Wisconsin	62 75
												162	A	North Ala.	51 54
												162	H	North Ala.	67 65
												174	A	Jacksonville	70 64
												174	H	Jacksonville	60 69
												192	N	Norfolk St.	54 57
												212	H	Stetson	52 60
												216	A	Kennesaw St.	64 55
												216	H	Kennesaw St.	57 33
												261	A	Alabama A&M	73 64
												273	A	Lipscomb	68 60
												277	N	Nicholls St.	64 61
												296	A	FIU	64 49
												332	A	NJIT	56 60
												332	H	NJIT	71 48
LAST 10 Division I															
174	H	Jacksonville	60 69	216	H	Kennesaw St.	57 33	106	H	Liberty	65 50	273	A	Lipscomb	68 60
162	H	North Ala.	67 65	174	A	Jacksonville	70 64	29	H	FGCU	50 72				
332	A	NJIT	56 60												
29	A	FGCU	65 76												
212	H	Stetson	52 60												

Non-Div I Games: Warner 110 46 Edward Waters 80 51

North Florida

Loss, Non-Conf, S Site, H Home A Away N Neutral

North Texas

Through Games Of Feb. 17, 2020

Average RPI Win: 233	WON-LOST	WINNING	LAST 10	STRENGTH OF	OPP. STRENGTH	TEAM	ADJ.	CONF.	ADJ CONF.
Average RPI Loss: 146	RECORD	PCT. RANK	GAMES	SCHEDULE	OF SCHEDULE	RPI	RPI	RPI	RPI
DIV. I ONLY	7- 15	278	2-8	127	191	252	252	13	13
DIV. I NON-CONF.	4- 5	195	0	174	312	218	218	14	14
TOTALS	RPI 1-25	RPI 26-50	W-L RECORDS	RPI 51-100	RPI 101-150	RPI 150+			
7- 15	0- 1	1- 2	OVERALL	0- 3	0- 2	6- 7			
5- 6	0- 0	1- 0	HOME	0- 2	0- 2	4- 2			
2- 7	0- 0	0- 1	AWAY	0- 1	0- 0	2- 5			
0- 2	0- 1	0- 1	NEUTRAL	0- 0	0- 0	0- 0			
4- 5	0- 1	0- 1	NON-CONFERENCE	0- 0	0- 1	4- 2			
3- 1	0- 0	0- 0	HOME	0- 0	0- 1	3- 0			
1- 2	0- 0	0- 0	AWAY	0- 0	0- 0	1- 2			
0- 2	0- 1	0- 1	NEUTRAL	0- 0	0- 0	0- 0			
3- 10	0- 0	1- 1	CONFERENCE	0- 3	0- 1	2- 5			
2- 5	0- 0	1- 0	HOME	0- 2	0- 1	1- 2			
1- 5	0- 0	0- 1	AWAY	0- 1	0- 0	1- 3			
0- 0	0- 0	0- 0	NEUTRAL	0- 0	0- 0	0- 0			

RPI 1-25				RPI 26-50				RPI 51-100				RPI 101+ Team's RPI: 252			
RPI	S	Opponent	Score	RPI	S	Opponent	Score	RPI	S	Opponent	Score	RPI	S	Opponent	Score
21	N	NC State	65 76	27	A	Old Dominion	66 71	52	H	Middle Tenn.	60 80	107	H	UT Arlington	49 68
				32	H	Western Ky.	61 54	65	A	Charlotte	59 72	127	H	UAB	50 51
				41	N	Texas	57 63	83	H	Rice	52 67	177	A	Hawaii	66 60
												193	A	Fla. Atlantic	78 84
												203	H	Louisiana	69 66
												208	H	Southern Miss.	57 65
												217	A	UTEP	63 67
												226	A	CSU Bakersfield	52 61
												235	H	Marshall	59 68
												242	H	Louisiana Tech	74 69
												285	A	Utah St.	55 66
												296	A	FIU	56 58
												302	A	UTSA	79 55
												327	H	Alcorn	67 31
												350	H	La.-Monroe	63 51
LAST 10 Division I															
				27	A	Old Dominion	66 71	217	A	UTEP	63 67				
				65	A	Charlotte	59 72	302	A	UTSA	79 55				
				127	H	UAB	50 51	242	H	Louisiana Tech	74 69				
				52	H	Middle Tenn.	60 80	208	H	Southern Miss.	57 65				
				83	H	Rice	52 67	193	A	Fla. Atlantic	78 84				

Non-Div I Games: Mid-Amer. Christian59 **61** Xavier (LA) 68 31 Tex. A&M-Texarkana 114 54

North Texas

Loss, Non-Conf, S Site, H Home A Away N Neutral

Non-Conference				Through Games Of Feb. 17, 1919						
Average RPI Win:	221	WON-LOST	WINNING	LAST 10	STRENGTH OF	OPP. STRENGTH	TEAM	ADJ.	CONF.	ADJ CONF.
Average RPI Loss:	78	RECORD	PCT. RANK	GAMES	SCHEDULE	OF SCHEDULE	RPI	RPI	RPI	RPI
DIV. I ONLY	11- 13	200	5-5	49	144	126	126	14	14	
DIV. I NON-CONF.	4- 7	225	0	28	90	114	114	13	13	

TOTALS	RPI 1-25		RPI 26-50		W-L RECORDS		RPI 51-100		RPI 101-150	RPI 150+
11- 13	0- 2		0- 5		OVERALL		1- 2		1- 2	9- 2
7- 5	0- 0		0- 3		HOME		0- 1		1- 0	6- 1
4- 8	0- 2		0- 2		AWAY		1- 1		0- 2	3- 1
0- 0	0- 0		0- 0		NEUTRAL		0- 0		0- 0	0- 0
4- 7	0- 2		0- 2		NON-CONFERENCE		1- 2		0- 1	3- 0
2- 3	0- 0		0- 2		HOME		0- 1		0- 0	2- 0
2- 4	0- 2		0- 0		AWAY		1- 1		0- 1	1- 0
0- 0	0- 0		0- 0		NEUTRAL		0- 0		0- 0	0- 0
7- 6	0- 0		0- 3		CONFERENCE		0- 0		1- 1	6- 2
5- 2	0- 0		0- 1		HOME		0- 0		1- 0	4- 1
2- 4	0- 0		0- 2		AWAY		0- 0		0- 1	2- 1
0- 0	0- 0		0- 0		NEUTRAL		0- 0		0- 0	0- 0

RPI 1-25				RPI 26-50				RPI 51-100				RPI 101+				Team's RPI: 126	
RPI	S	Opponent	Score	RPI	S	Opponent	Score	RPI	S	Opponent	Score	RPI	S	Opponent	Score		
1	A	Oregon	47 89	39	H	South Dakota	76 80	54	H	Yale	63 78	131	A	William & Mary	64 80		
17	A	Central Mich.	63 79	42	A	James Madison	54 67	87	A	Fordham	58 74	131	H	William & Mary	61 55		
				49	A	Drexel	41 50	96	A	Harvard	46 44	132	A	Boston U.	56 72		
				49	H	Drexel	51 67					160	A	Elon	69 45		
				50	H	Dayton	60 71					160	H	Elon	68 65		
												171	A	Towson	68 81		
												189	A	Delaware	72 62		
												189	H	Delaware	69 81		
												206	A	Maine	66 58		
												257	H	Col. of Charleston	72 68		
												270	H	UNCW	63 61		
												292	H	North Dakota St.	72 61		
												319	H	Hofstra	74 51		
												346	H	Hartford	60 47		
LAST 10 Division I																	
				160	A	Elon	69 45	257	H	Col. of Charleston	72 68						
				131	A	William & Mary	64 80	42	A	James Madison	54 67						
				49	H	Drexel	51 67	171	A	Towson	68 81						
				189	H	Delaware	69 81	131	H	William & Mary	61 55						
				270	H	UNCW	63 61	160	H	Elon	68 65						

Non-Div I Games:

Northeastern

■ Loss, ■ Non-Conf, S Site, H Home A Away N Neutral

Northern Ariz.

Through Games Of Feb. 17, 2020

Average RPI Win:	251	WON-LOST	WINNING	LAST 10	STRENGTH OF	OPP. STRENGTH	TEAM	ADJ.	CONF.	ADJ CONF.
Average RPI Loss:	150	RECORD	PCT. RANK	GAMES	SCHEDULE	OF SCHEDULE	RPI	RPI	RPI	RPI
DIV. I ONLY	13- 11	158	7-3	219	253	161	161	18	18	
DIV. I NON-CONF.	3- 6	235	0	105	258	193	193	17	17	
TOTALS	RPI 1-25	RPI 26-50	W-L RECORDS	RPI 51-100	RPI 101-150	RPI 150+				
13- 11	0- 1	0- 0	OVERALL	0- 3	1- 0	12- 7				
5- 4	0- 0	0- 0	HOME	0- 1	0- 0	5- 3				
7- 6	0- 0	0- 0	AWAY	0- 2	1- 0	6- 4				
1- 1	0- 1	0- 0	NEUTRAL	0- 0	0- 0	1- 0				
3- 6	0- 1	0- 0	NON-CONFERENCE	0- 2	0- 0	3- 3				
1- 1	0- 0	0- 0	HOME	0- 0	0- 0	1- 1				
1- 4	0- 0	0- 0	AWAY	0- 2	0- 0	1- 2				
1- 1	0- 1	0- 0	NEUTRAL	0- 0	0- 0	1- 0				
10- 5	0- 0	0- 0	CONFERENCE	0- 1	1- 0	9- 4				
4- 3	0- 0	0- 0	HOME	0- 1	0- 0	4- 2				
6- 2	0- 0	0- 0	AWAY	0- 0	1- 0	5- 2				
0- 0	0- 0	0- 0	NEUTRAL	0- 0	0- 0	0- 0				

RPI S	Opponent	Score	RPI S	Opponent	Score	RPI S	Opponent	Score	RPI S	Opponent	Score	Team's RPI: 161
15 N	Oregon St.	57 91				59 A	Fresno St.	66 83	118 A	Idaho	71 70	
						83 A	Rice	57 71	159 H	UC Davis	61 71	
						88 H	Montana St.	64 72	165 N	San Jose St.	67 64	
									173 H	Montana	71 79	
									180 A	Idaho St.	70 59	
									180 H	Idaho St.	76 79	
									187 A	Southern Utah	64 82	
									187 H	Southern Utah	84 76	
									199 A	New Mexico	76 83	
									220 A	Portland St.	54 66	
									223 A	Northern Colo.	71 60	
									223 H	Northern Colo.	72 45	
									287 A	California Baptist	79 98	
									299 A	Sacramento St.	85 65	
									299 H	Sacramento St.	114 107	
									306 A	Eastern Wash.	70 62	
									307 H	Seattle U	88 80	
									318 A	Houston Baptist	79 62	
									321 A	Weber St.	88 82	
									321 H	Weber St.	92 61	
LAST 10 Division I												
187 A	Southern Utah	64 82	118 A	Idaho	71 70							
223 A	Northern Colo.	71 60	299 A	Sacramento St.	85 65							
321 H	Weber St.	92 61	220 A	Portland St.	54 66							
180 H	Idaho St.	76 79	223 H	Northern Colo.	72 45							
306 A	Eastern Wash.	70 62	187 H	Southern Utah	84 76							

Non-Div I Games:

Northern Ariz.

■ Loss,
 ■ Non-Conf, S Site,
 ■ Home
 ■ Away
 N Neutral

Northern Colo.

Through Games Of Feb. 17, 2020

Average RPI Win:	253	WON-LOST	WINNING	LAST 10	STRENGTH OF	OPP. STRENGTH	TEAM	ADJ.	CONF.	ADJ CONF.
Average RPI Loss:	166	RECORD	PCT. RANK	GAMES	SCHEDULE	OF SCHEDULE	RPI	RPI	RPI	RPI
DIV. I ONLY	11- 12	190	5-5	282	192	223	223	18	18	
DIV. I NON-CONF.	4- 5	195	0	198	127	176	176	17	17	
TOTALS	RPI 1-25	RPI 26-50	W-L RECORDS	RPI 51-100	RPI 101-150	RPI 150+				
11- 12	0- 2	0- 0	OVERALL	0- 1	0- 1	11- 8				
4- 6	0- 0	0- 0	HOME	0- 0	0- 1	4- 5				
7- 6	0- 2	0- 0	AWAY	0- 1	0- 0	7- 3				
0- 0	0- 0	0- 0	NEUTRAL	0- 0	0- 0	0- 0				
4- 5	0- 2	0- 0	NON-CONFERENCE	0- 0	0- 0	4- 3				
1- 2	0- 0	0- 0	HOME	0- 0	0- 0	1- 2				
3- 3	0- 2	0- 0	AWAY	0- 0	0- 0	3- 1				
0- 0	0- 0	0- 0	NEUTRAL	0- 0	0- 0	0- 0				
7- 7	0- 0	0- 0	CONFERENCE	0- 1	0- 1	7- 5				
3- 4	0- 0	0- 0	HOME	0- 0	0- 1	3- 3				
4- 3	0- 0	0- 0	AWAY	0- 1	0- 0	4- 2				
0- 0	0- 0	0- 0	NEUTRAL	0- 0	0- 0	0- 0				

RPI 1-25				RPI 26-50				RPI 51-100				RPI 101+ Team's RPI: 223			
RPI	S	Opponent	Score	RPI	S	Opponent	Score	RPI	S	Opponent	Score	RPI	S	Opponent	Score
8	A	UCLA	58 92					88	A	Montana St.	58 91	118	H	Idaho	46 57
9	A	Stanford	36 90									161	A	Northern Ariz.	45 72
												161	H	Northern Ariz.	60 71
												173	A	Montana	67 58
												180	A	Idaho St.	39 59
												187	H	Southern Utah	55 68
												195	A	Wyoming	46 44
												197	A	Chattanooga	59 42
												220	A	Portland St.	78 51
												220	H	Portland St.	77 58
												236	H	San Francisco	83 90
												249	A	SMU	61 52
												258	A	Denver	55 74
												265	H	Colorado St.	58 75
												299	A	Sacramento St.	73 63
												299	H	Sacramento St.	90 73
												303	H	Air Force	72 62
												306	H	Eastern Wash.	63 42
												321	A	Weber St.	69 65
												321	H	Weber St.	60 65
LAST 10 Division I															
299	H	Sacramento St.	90 73	180	A	Idaho St.	39 59								
161	H	Northern Ariz.	60 71	306	H	Eastern Wash.	63 42								
220	A	Portland St.	78 51	118	H	Idaho	46 57								
187	H	Southern Utah	55 68	161	A	Northern Ariz.	45 72								
321	A	Weber St.	69 65	299	A	Sacramento St.	73 63								

Non-Div I Games:

Northern Colo.

■ Loss,
 ■ Non-Conf, S Site,
 ■ Home
 ■ Away
 N Neutral

Average RPI Win:	218	WON-LOST	WINNING	LAST 10	STRENGTH OF	OPP. STRENGTH	TEAM	ADJ.	CONF.	ADJ CONF.
Average RPI Loss:	100	RECORD	PCT. RANK	GAMES	SCHEDULE	OF SCHEDULE	RPI	RPI	RPI	RPI
DIV. I ONLY	8- 15	257	4-6	73	127	179	179	10	10	
DIV. I NON-CONF.	4- 7	225	0	59	207	147	147	10	10	
TOTALS	RPI 1-25	RPI 26-50	W-L RECORDS	RPI 51-100	RPI 101-150	RPI 150+				
8- 15	0- 1	0- 5	OVERALL	0- 3	1- 1	7- 5				
3- 7	0- 0	0- 2	HOME	0- 2	1- 1	2- 2				
4- 7	0- 1	0- 2	AWAY	0- 1	0- 0	4- 3				
1- 1	0- 0	0- 1	NEUTRAL	0- 0	0- 0	1- 0				
4- 7	0- 0	0- 3	NON-CONFERENCE	0- 3	0- 0	4- 1				
1- 3	0- 0	0- 1	HOME	0- 2	0- 0	1- 0				
2- 3	0- 0	0- 1	AWAY	0- 1	0- 0	2- 1				
1- 1	0- 0	0- 1	NEUTRAL	0- 0	0- 0	1- 0				
4- 8	0- 1	0- 2	CONFERENCE	0- 0	1- 1	3- 4				
2- 4	0- 0	0- 1	HOME	0- 0	1- 1	1- 2				
2- 4	0- 1	0- 1	AWAY	0- 0	0- 0	2- 2				
0- 0	0- 0	0- 0	NEUTRAL	0- 0	0- 0	0- 0				

RPI 1-25				RPI 26-50				RPI 51-100				RPI 101+				Team's RPI: 179
RPI	S	Opponent	Score	RPI	S	Opponent	Score	RPI	S	Opponent	Score	RPI	S	Opponent	Score	
17	A	Central Mich.	60 66	34	A	Purdue	63 68	78	H	Southern Ill.	61 80	104	H	Kent St.	71 79	
				36	H	Drake	49 73	91	A	Illinois St.	66 69	133	H	Buffalo	64 63	
				39	N	South Dakota	48 91	96	H	Harvard	53 59	151	H	Western Mich.	65 68	
				45	A	Ohio	67 87					156	H	Toledo	51 63	
				45	H	Ohio	79 85					175	A	Eastern Mich.	55 62	
												188	A	Miami (OH)	64 66	
												188	H	Miami (OH)	86 84	
												191	A	Akron	70 65	
												196	N	Tennessee Tech	82 74	
												225	H	Eastern Ill.	61 48	
												239	A	Milwaukee	65 78	
												254	A	Bowling Green	92 87	
												265	A	Colorado St.	80 75	
												292	A	North Dakota St.	74 68	
LAST 10 Division I																
151	H	Western Mich.	65 68	175	A	Eastern Mich.	55 62									
188	H	Miami (OH)	86 84	45	H	Ohio	79 85									
254	A	Bowling Green	92 87	191	A	Akron	70 65									
17	A	Central Mich.	60 66	104	H	Kent St.	71 79									
133	H	Buffalo	64 63	156	H	Toledo	51 63									

Non-Div I Games:

Northern Ill.

Northern Ky.

Through Games Of Feb. 17, 2020

Average RPI Win:	257	WON-LOST	WINNING	LAST 10	STRENGTH OF	OPP. STRENGTH	TEAM	ADJ.	CONF.	ADJ CONF.
Average RPI Loss:	146	RECORD	PCT. RANK	GAMES	SCHEDULE	OF SCHEDULE	RPI	RPI	RPI	RPI
DIV. I ONLY	16- 10	100	8-2	283	227	186	186	22	22	
DIV. I NON-CONF.	6- 5	151	0	309	162	219	219	20	20	
TOTALS	RPI 1-25	RPI 26-50	W-L RECORDS	RPI 51-100	RPI 101-150	RPI 150+				
16- 10	0- 1	0- 0	OVERALL	1- 3	1- 1	14- 5				
10- 4	0- 1	0- 0	HOME	1- 1	1- 0	8- 2				
5- 6	0- 0	0- 0	AWAY	0- 2	0- 1	5- 3				
1- 0	0- 0	0- 0	NEUTRAL	0- 0	0- 0	1- 0				
6- 5	0- 1	0- 0	NON-CONFERENCE	0- 2	0- 0	6- 2				
3- 2	0- 1	0- 0	HOME	0- 1	0- 0	3- 0				
2- 3	0- 0	0- 0	AWAY	0- 1	0- 0	2- 2				
1- 0	0- 0	0- 0	NEUTRAL	0- 0	0- 0	1- 0				
10- 5	0- 0	0- 0	CONFERENCE	1- 1	1- 1	8- 3				
7- 2	0- 0	0- 0	HOME	1- 0	1- 0	5- 2				
3- 3	0- 0	0- 0	AWAY	0- 1	0- 1	3- 1				
0- 0	0- 0	0- 0	NEUTRAL	0- 0	0- 0	0- 0				

RPI	S	Opponent	Score	RPI	S	Opponent	Score	RPI	S	Opponent	Score	RPI	S	Opponent	Score	Team's RPI: 186
6	H	Louisville	57 85					53	A	IUPUI	61 89	139	A	Green Bay	44 65	
								53	H	IUPUI	65 62	139	H	Green Bay	63 43	
								60	A	Belmont	45 62	163	H	Wright St.	55 63	
								94	H	Saint Louis	42 67	202	A	Cleveland St.	62 66	
												202	H	Cleveland St.	68 73	
												224	H	Central Ark.	72 56	
												233	A	Youngstown St.	59 55	
												233	H	Youngstown St.	75 56	
												239	A	Milwaukee	61 49	
												239	H	Milwaukee	61 37	
												264	A	Eastern Ky.	62 69	
												273	A	Lipscomb	69 71	
												274	N	Jacksonville St.	66 63	
												278	A	Indiana St.	70 68	
												280	H	Wofford	80 72	
												289	H	Oakland	69 60	
												296	A	FIU	67 45	
												310	H	Omaha	57 40	
												333	H	Detroit Mercy	72 60	
												342	A	UIC	88 46	
												342	H	UIC	78 35	
LAST 10 Division I																
				53	H	IUPUI	65 62					239	H	Milwaukee	61 37	
				342	H	UIC	78 35					333	H	Detroit Mercy	72 60	
				233	A	Youngstown St.	59 55					289	H	Oakland	69 60	
				202	A	Cleveland St.	62 66					163	H	Wright St.	55 63	
				139	H	Green Bay	63 43					342	A	UIC	88 46	

Non-Div I Games:

Northern Ky.

Loss, Non-Conf, S Site, H Home A Away N Neutral

Northwestern

Through Games Of Feb. 17, 2020

Average RPI Win:	112	WON-LOST	WINNING	LAST 10	STRENGTH OF	OPP. STRENGTH	TEAM	ADJ.	CONF.	ADJ CONF.
Average RPI Loss:	11	RECORD	PCT. RANK	GAMES	SCHEDULE	OF SCHEDULE	RPI	RPI	RPI	RPI
DIV. I ONLY	22- 3	12	9-1	36	1	12	12	2	2	
DIV. I NON-CONF.	10- 1	20	0	102	17	24	24	2	2	
TOTALS	RPI 1-25	RPI 26-50	W-L RECORDS	RPI 51-100	RPI 101-150	RPI 150+				
22- 3	2- 3	5- 0	OVERALL	5- 0	2- 0	8- 0				
12- 2	1- 2	2- 0	HOME	3- 0	2- 0	4- 0				
8- 1	1- 1	3- 0	AWAY	2- 0	0- 0	2- 0				
2- 0	0- 0	0- 0	NEUTRAL	0- 0	0- 0	2- 0				
10- 1	0- 1	2- 0	NON-CONFERENCE	1- 0	2- 0	5- 0				
6- 1	0- 1	0- 0	HOME	1- 0	2- 0	3- 0				
2- 0	0- 0	2- 0	AWAY	0- 0	0- 0	0- 0				
2- 0	0- 0	0- 0	NEUTRAL	0- 0	0- 0	2- 0				
12- 2	2- 2	3- 0	CONFERENCE	4- 0	0- 0	3- 0				
6- 1	1- 1	2- 0	HOME	2- 0	0- 0	1- 0				
6- 1	1- 1	1- 0	AWAY	2- 0	0- 0	2- 0				
0- 0	0- 0	0- 0	NEUTRAL	0- 0	0- 0	0- 0				

RPI 1-25				Team's RPI: 12				RPI 26-50				RPI 51-100				RPI 101+			
RPI	S	Opponent	Score	RPI	S	Opponent	Score	RPI	S	Opponent	Score	RPI	S	Opponent	Score	RPI	S	Opponent	Score
3	A	Maryland	61 70	31	A	Duke	63 42	69	H	Boston College	66 63	102	H	Colgate	73 44				
3	H	Maryland	81 58	33	A	Marquette	64 56	71	A	Minnesota	56 54	107	H	UT Arlington	74 47				
10	H	Iowa	51 77	34	H	Purdue	61 56	80	H	Nebraska	60 56	154	H	Valparaiso	69 48				
18	A	Indiana	71 69	35	A	Michigan	66 60	92	A	Michigan St.	76 48	172	H	Dartmouth	79 37				
20	H	DePaul	68 70	35	H	Michigan	81 73	92	H	Michigan St.	85 55	181	A	Illinois	77 50				
																207	A	Penn St.	82 59
																207	H	Penn St.	85 59
																245	H	Loyola Maryland	67 46
																251	N	East Carolina	64 45
																253	N	Xavier	79 59

Non-Div I Games:

Northwestern

Loss,
Non-Conf, S Site,
H Home
A Away
N Neutral

Average RPI Win:	320	WON-LOST	WINNING	LAST 10	STRENGTH OF	OPP. STRENGTH	TEAM	ADJ.	CONF.	ADJ CONF.
Average RPI Loss:	186	RECORD	PCT. RANK	GAMES	SCHEDULE	OF SCHEDULE	RPI	RPI	RPI	RPI
DIV. I ONLY	5- 16	310	3-7	323	300	337	337	23	23	
DIV. I NON-CONF.	1- 5	313	0	230	280	321	321	24	24	
TOTALS	RPI 1-25	RPI 26-50	W-L RECORDS	RPI 51-100	RPI 101-150	RPI 150+				
5- 16	0- 0	0- 2	OVERALL	0- 2	0- 4	5- 8				
4- 7	0- 0	0- 0	HOME	0- 1	0- 2	4- 4				
1- 9	0- 0	0- 2	AWAY	0- 1	0- 2	1- 4				
0- 0	0- 0	0- 0	NEUTRAL	0- 0	0- 0	0- 0				
1- 5	0- 0	0- 2	NON-CONFERENCE	0- 0	0- 2	1- 1				
1- 1	0- 0	0- 0	HOME	0- 0	0- 1	1- 0				
0- 4	0- 0	0- 2	AWAY	0- 0	0- 1	0- 1				
0- 0	0- 0	0- 0	NEUTRAL	0- 0	0- 0	0- 0				
4- 11	0- 0	0- 0	CONFERENCE	0- 2	0- 2	4- 7				
3- 6	0- 0	0- 0	HOME	0- 1	0- 1	3- 4				
1- 5	0- 0	0- 0	AWAY	0- 1	0- 1	1- 3				
0- 0	0- 0	0- 0	NEUTRAL	0- 0	0- 0	0- 0				

RPI	S	Opponent	Score	RPI	S	Opponent	Score	RPI	S	Opponent	Score	RPI	S	Opponent	Score	Team's RPI: 337
37	A	Arkansas	39	99	90	A	SFA	40	89	125	A	Abilene Christian	69	84		
41	A	Texas	49	91	95	H	A&M-Corpus Christi	59	72	142	H	Jackson St.	49	66		
										147	A	Texas Tech	49	79		
										150	H	Sam Houston St.	69	79		
										152	H	New Orleans	63	77		
										224	H	Central Ark.	44	51		
										241	H	Southeastern La.	56	72		
										269	A	Lamar University	58	61		
										277	H	Nicholls St.	58	54		
										286	A	Incarnate Word	39	76		
										286	H	Incarnate Word	67	69		
										318	A	Houston Baptist	54	46		
										318	H	Houston Baptist	69	60		
										341	A	McNeese	51	61		
										341	H	McNeese	70	60		
										344	H	Grambling	65	61		
										350	A	La.-Monroe	54	63		
LAST 10 Division I																
341	H	McNeese	70	60	152	H	New Orleans	63	77							
286	A	Incarnate Word	39	76	241	H	Southeastern La.	56	72							
318	A	Houston Baptist	54	46	90	A	SFA	40	89							
125	A	Abilene Christian	69	84	277	H	Nicholls St.	58	54							
224	H	Central Ark.	44	51	341	A	McNeese	51	61							

Non-Div I Games: LeTourneau 91 61 LSU-Shreveport 63 68 Central Baptist 61 59

Northwestern St.

Notre Dame

Through Games Of Feb. 17, 2020

Average RPI Win:	146	WON-LOST	WINNING	LAST 10	STRENGTH OF	OPP. STRENGTH	TEAM	ADJ.	CONF.	ADJ CONF.
Average RPI Loss:	57	RECORD	PCT. RANK	GAMES	SCHEDULE	OF SCHEDULE	RPI	RPI	RPI	RPI
DIV. I ONLY	10- 16	249	4-6	30	10	110	110	5	5	
DIV. I NON-CONF.	5- 7	205	0	8	7	79	79	4	4	
TOTALS	RPI 1-25	RPI 26-50	W-L RECORDS	RPI 51-100	RPI 101-150	RPI 150+				
10- 16	0- 5	1- 2	OVERALL	4- 8	1- 0	4- 1				
4- 8	0- 3	0- 0	HOME	1- 4	0- 0	3- 1				
5- 6	0- 2	1- 1	AWAY	2- 3	1- 0	1- 0				
1- 2	0- 0	0- 1	NEUTRAL	1- 1	0- 0	0- 0				
5- 7	0- 2	1- 1	NON-CONFERENCE	2- 4	0- 0	2- 0				
2- 4	0- 1	0- 0	HOME	0- 3	0- 0	2- 0				
2- 1	0- 1	1- 0	AWAY	1- 0	0- 0	0- 0				
1- 2	0- 0	0- 1	NEUTRAL	1- 1	0- 0	0- 0				
5- 9	0- 3	0- 1	CONFERENCE	2- 4	1- 0	2- 1				
2- 4	0- 2	0- 0	HOME	1- 1	0- 0	1- 1				
3- 5	0- 1	0- 1	AWAY	1- 3	1- 0	1- 0				
0- 0	0- 0	0- 0	NEUTRAL	0- 0	0- 0	0- 0				

RPI 1-25				RPI 26-50				RPI 51-100				RPI 101+ Team's RPI: 110			
RPI	S	Opponent	Score	RPI	S	Opponent	Score	RPI	S	Opponent	Score	RPI	S	Opponent	Score
6	A	Louisville	49 82	29	N	FGCU	60 69	51	A	Virginia	60 90	121	A	Wake Forest	75 71
6	H	Louisville	54 86	31	A	Duke	47 50	56	H	Tennessee	63 74	156	H	Toledo	54 51
7	A	UConn	57 81	35	A	Michigan	76 72	69	A	Boston College	55 56	219	H	Clemson	55 71
20	H	DePaul	94 105					69	H	Boston College	65 75	245	H	Loyola Maryland	84 60
21	H	NC State	56 90					70	N	South Fla.	67 51	290	A	Pittsburgh	60 52
								71	H	Minnesota	67 75	290	H	Pittsburgh	74 52
								73	A	Georgia Tech	59 51				
								84	A	Syracuse	63 74				
								86	N	South Dakota St.	59 65				
								87	A	Fordham	60 55				
								89	H	Miami (FL)	76 53				
								92	H	Michigan St.	69 72				
LAST 10 Division I															
6	A	Louisville	49 82	6	H	Louisville	54 86								
69	A	Boston College	55 56	51	A	Virginia	60 90								
290	H	Pittsburgh	74 52	89	H	Miami (FL)	76 53								
121	A	Wake Forest	75 71	31	A	Duke	47 50								
73	A	Georgia Tech	59 51	21	H	NC State	56 90								

Non-Div I Games:

Notre Dame

Loss, Non-Conf, S Site, H Home A Away N Neutral

Average RPI Win: 288	WON-LOST	WINNING	LAST 10	STRENGTH OF	OPP. STRENGTH	TEAM	ADJ.	CONF.	ADJ CONF.
Average RPI Loss: 157	RECORD	PCT. RANK	GAMES	SCHEDULE	OF SCHEDULE	RPI	RPI	RPI	RPI
DIV. I ONLY	8- 15	257	3-7	298	199	289	289	22	22
DIV. I NON-CONF.	3- 6	235	0	276	104	246	246	20	20
TOTALS	RPI 1-25	RPI 26-50	W-L RECORDS	RPI 51-100	RPI 101-150	RPI 150+			
8- 15	0- 1	0- 2	OVERALL	0- 3	1- 1	7- 8			
4- 5	0- 1	0- 1	HOME	0- 1	1- 0	3- 2			
3- 10	0- 0	0- 1	AWAY	0- 2	0- 1	3- 6			
1- 0	0- 0	0- 0	NEUTRAL	0- 0	0- 0	1- 0			
3- 6	0- 1	0- 2	NON-CONFERENCE	0- 1	0- 0	3- 2			
0- 2	0- 1	0- 1	HOME	0- 0	0- 0	0- 0			
2- 4	0- 0	0- 1	AWAY	0- 1	0- 0	2- 2			
1- 0	0- 0	0- 0	NEUTRAL	0- 0	0- 0	1- 0			
5- 9	0- 0	0- 0	CONFERENCE	0- 2	1- 1	4- 6			
4- 3	0- 0	0- 0	HOME	0- 1	1- 0	3- 2			
1- 6	0- 0	0- 0	AWAY	0- 1	0- 1	1- 4			
0- 0	0- 0	0- 0	NEUTRAL	0- 0	0- 0	0- 0			

RPI 1-25				RPI 26-50				RPI 51-100				RPI 101+				Team's RPI: 289	
RPI	S	Opponent	Score	RPI	S	Opponent	Score	RPI	S	Opponent	Score	RPI	S	Opponent	Score		
17	H	Central Mich.	47 65	35	A	Michigan	64 79	53	A	IUPUI	41 76	139	A	Green Bay	51 76		
				38	H	Bradley	58 74	53	H	IUPUI	63 89	139	H	Green Bay	93 88		
								92	A	Michigan St.	56 76	163	A	Wright St.	66 85		
												186	A	Northern Ky.	60 69		
												202	H	Cleveland St.	58 79		
												233	H	Youngstown St.	74 79		
												239	A	Milwaukee	67 74		
												239	H	Milwaukee	78 62		
												266	A	Niagara	63 77		
												274	N	Jacksonville St.	61 55		
												293	A	St. Bonaventure	66 80		
												296	A	FIU	58 49		
												333	A	Detroit Mercy	71 57		
												333	H	Detroit Mercy	65 60		
												342	A	UIC	64 70		
												342	H	UIC	63 46		
												348	A	Chicago St.	98 70		
LAST 10 Division I																	
139	A	Green Bay	51 76	163	A	Wright St.	66 85										
239	A	Milwaukee	67 74	186	A	Northern Ky.	60 69										
53	H	IUPUI	63 89	202	H	Cleveland St.	58 79										
342	H	UIC	63 46	233	H	Youngstown St.	74 79										
333	H	Detroit Mercy	65 60	239	H	Milwaukee	78 62										

Non-Div I Games: Lourdes 72 53 Concordia (MI) 76 42

Oakland

■ Loss,
 ■ Non-Conf, S Site,
 ■ Home
 ■ Away
 N Neutral

Ohio

Ohio

Ohio

Page 212

Average RPI Win:	119	WON-LOST	WINNING	LAST 10	STRENGTH OF	OPP. STRENGTH	TEAM	ADJ.	CONF.	ADJ CONF.
Average RPI Loss:	27	RECORD	PCT. RANK	GAMES	SCHEDULE	OF SCHEDULE	RPI	RPI	RPI	RPI
DIV. I ONLY	16- 9	84	7-3	6	18	23	23	2	2	
DIV. I NON-CONF.	7- 4	100	0	3	79	14	14	2	2	
TOTALS	RPI 1-25	RPI 26-50	W-L RECORDS	RPI 51-100	RPI 101-150	RPI 150+				
16- 9	2- 5	1- 3	OVERALL	5- 1	2- 0	6- 0				
7- 4	1- 2	1- 2	HOME	1- 0	1- 0	3- 0				
7- 4	1- 3	0- 0	AWAY	3- 1	1- 0	2- 0				
2- 1	0- 0	0- 1	NEUTRAL	1- 0	0- 0	1- 0				
7- 4	1- 2	0- 2	NON-CONFERENCE	2- 0	1- 0	3- 0				
2- 2	1- 1	0- 1	HOME	0- 0	0- 0	1- 0				
3- 1	0- 1	0- 0	AWAY	1- 0	1- 0	1- 0				
2- 1	0- 0	0- 1	NEUTRAL	1- 0	0- 0	1- 0				
9- 5	1- 3	1- 1	CONFERENCE	3- 1	1- 0	3- 0				
5- 2	0- 1	1- 1	HOME	1- 0	1- 0	2- 0				
4- 3	1- 2	0- 0	AWAY	2- 1	0- 0	1- 0				
0- 0	0- 0	0- 0	NEUTRAL	0- 0	0- 0	0- 0				

RPI S	Opponent	Score	RPI S	Opponent	Score	RPI S	Opponent	Score	RPI S	Opponent	Score
3	A Maryland	62 72	34	H Purdue	50 66	71	A Minnesota	66 63	104	A Kent St.	75 65
3	H Maryland	65 85	35	H Michigan	78 69	71	H Minnesota	99 76	137	H Wisconsin	82 74
6	H Louisville	67 60	39	N South Dakota	53 68	72	N UNI	64 46	154	N Valparaiso	89 38
7	H UConn	62 73	45	H Ohio	68 74	80	A Nebraska	80 74	181	A Illinois	78 58
9	A Stanford	52 71				85	A Cincinnati	78 73	181	H Illinois	77 47
10	A Iowa	68 77				92	A Michigan St.	65 68	201	H Radford	70 57
18	A Indiana	80 76							207	H Penn St.	80 70
									299	A Sacramento St.	104 74
LAST 10 Division I											
18	A Indiana	80 76	3	H Maryland	65 85						
71	H Minnesota	99 76	10	A Iowa	68 77						
137	H Wisconsin	82 74	181	H Illinois	77 47						
181	A Illinois	78 58	92	A Michigan St.	65 68						
80	A Nebraska	80 74	207	H Penn St.	80 70						

Non-Div I Games:

Ohio St.

■ Loss,
■ Non-Conf,
■ S Site,
■ H Home
■ A Away
N Neutral

Oklahoma

Through Games Of Feb. 17, 2020

Average RPI Win:	96	WON-LOST	WINNING	LAST 10	STRENGTH OF	OPP. STRENGTH	TEAM	ADJ.	CONF.	ADJ CONF.
Average RPI Loss:	66	RECORD	PCT. RANK	GAMES	SCHEDULE	OF SCHEDULE	RPI	RPI	RPI	RPI
DIV. I ONLY	12- 13	186	3-7	2	45	57	57	3	3	
DIV. I NON-CONF.	7- 5	131	0	4	115	47	47	3	3	
TOTALS	RPI 1-25	RPI 26-50	W-L RECORDS	RPI 51-100	RPI 101-150	RPI 150+				
12- 13	0- 4	4- 4	OVERALL	3- 2	4- 2	1- 1				
9- 6	0- 3	3- 2	HOME	2- 1	3- 0	1- 0				
3- 6	0- 0	1- 2	AWAY	1- 1	1- 2	0- 1				
0- 1	0- 1	0- 0	NEUTRAL	0- 0	0- 0	0- 0				
7- 5	0- 2	2- 1	NON-CONFERENCE	1- 0	3- 1	1- 1				
7- 1	0- 1	2- 0	HOME	1- 0	3- 0	1- 0				
0- 3	0- 0	0- 1	AWAY	0- 0	0- 1	0- 1				
0- 1	0- 1	0- 0	NEUTRAL	0- 0	0- 0	0- 0				
5- 8	0- 2	2- 3	CONFERENCE	2- 2	1- 1	0- 0				
2- 5	0- 2	1- 2	HOME	1- 1	0- 0	0- 0				
3- 3	0- 0	1- 1	AWAY	1- 1	1- 1	0- 0				
0- 0	0- 0	0- 0	NEUTRAL	0- 0	0- 0	0- 0				

RPI 1-25				RPI 26-50				RPI 51-100				RPI 101+			
RPI	S	Opponent	Score	RPI	S	Opponent	Score	RPI	S	Opponent	Score	RPI	S	Opponent	Score
4	H	Missouri St.	90 96	26	H	LSU	90 68	55	A	West Virginia	73 49	113	A	Kansas	94 82
5	H	Baylor	56 77	32	A	Western Ky.	63 74	55	H	West Virginia	68 58	125	H	Abilene Christian	78 65
7	N	UConn	53 97	36	H	Drake	93 84	90	H	SFA	75 62	127	H	UAB	82 75
19	H	TCU	63 82	41	H	Texas	53 70	98	A	Kansas St.	74 92	146	A	Wichita St.	83 88
				43	A	Iowa St.	59 63	98	H	Kansas St.	85 87	147	A	Texas Tech	84 89
				43	H	Iowa St.	81 72					150	H	Sam Houston St.	95 71
				46	A	Oklahoma St.	77 75					167	A	Houston	69 85
				46	H	Oklahoma St.	69 73					282	H	Prairie View	94 48
LAST 10 Division I															
98	H	Kansas St.	85 87	41	H	Texas	53 70								
46	H	Oklahoma St.	69 73	98	A	Kansas St.	74 92								
43	A	Iowa St.	59 63	147	A	Texas Tech	84 89								
55	H	West Virginia	68 58	19	H	TCU	63 82								
113	A	Kansas	94 82	55	A	West Virginia	73 49								

Non-Div I Games:

Oklahoma

■ Loss,
■ Non-Conf,
■ S Site,
■ H Home
■ A Away
N Neutral

Average RPI Win:	140	WON-LOST	WINNING	LAST 10	STRENGTH OF	OPP. STRENGTH	TEAM	ADJ.	CONF.	ADJ CONF.
Average RPI Loss:	35	RECORD	PCT. RANK	GAMES	SCHEDULE	OF SCHEDULE	RPI	RPI	RPI	RPI
DIV. I ONLY	14- 11	141	4-6	10	30	46	46	3	3	
DIV. I NON-CONF.	9- 3	63	0	30	81	30	30	3	3	
TOTALS	RPI 1-25	RPI 26-50	W-L RECORDS	RPI 51-100	RPI 101-150	RPI 150+				
14- 11	0- 6	0- 3	OVERALL	5- 1	4- 1	5- 0				
9- 5	0- 2	0- 2	HOME	2- 1	3- 0	4- 0				
4- 4	0- 2	0- 1	AWAY	3- 0	0- 1	1- 0				
1- 2	0- 2	0- 0	NEUTRAL	0- 0	1- 0	0- 0				
9- 3	0- 3	0- 0	NON-CONFERENCE	1- 0	3- 0	5- 0				
7- 0	0- 0	0- 0	HOME	1- 0	2- 0	4- 0				
1- 1	0- 1	0- 0	AWAY	0- 0	0- 0	1- 0				
1- 2	0- 2	0- 0	NEUTRAL	0- 0	1- 0	0- 0				
5- 8	0- 3	0- 3	CONFERENCE	4- 1	1- 1	0- 0				
2- 5	0- 2	0- 2	HOME	1- 1	1- 0	0- 0				
3- 3	0- 1	0- 1	AWAY	3- 0	0- 1	0- 0				
0- 0	0- 0	0- 0	NEUTRAL	0- 0	0- 0	0- 0				

RPI 1-25				RPI 26-50				Team's RPI: 46	RPI 51-100				RPI 101+			
RPI	S	Opponent	Score	RPI	S	Opponent	Score		RPI	S	Opponent	Score	RPI	S	Opponent	Score
1	N	Oregon	72 89	41	H	Texas	56 61		55	A	West Virginia	57 55	107	N	UT Arlington	60 47
5	A	Baylor	48 94	43	A	Iowa St.	63 74		55	H	West Virginia	60 57	113	H	Kansas	67 49
5	H	Baylor	42 69	43	H	Iowa St.	63 64		57	A	Oklahoma	73 69	118	H	Idaho	62 47
6	N	Louisville	48 69						57	H	Oklahoma	75 77	120	H	Duquesne	84 41
14	A	Texas A&M	62 74						83	H	Rice	69 38	147	A	Texas Tech	79 109
19	H	TCU	68 72						98	A	Kansas St.	70 63	180	H	Idaho St.	70 52
													210	H	Oral Roberts	78 44
													244	A	Tulsa	78 48
													247	H	Southern U.	72 59
													269	H	Lamar University	74 53
LAST 10 Division I																
5	H	Baylor	42 69	19	H	TCU	68 72		41	H	Texas	56 61				
57	A	Oklahoma	73 69	55	A	West Virginia	57 55		43	H	Iowa St.	63 64				
43	A	Iowa St.	63 74	98	A	Kansas St.	70 63									
147	A	Texas Tech	79 109													

Non-Div I Games:

Oklahoma St.

Average RPI Win:	181	WON-LOST	WINNING	LAST 10	STRENGTH OF	OPP. STRENGTH	TEAM	ADJ.	CONF.	ADJ CONF.
Average RPI Loss:	98	RECORD	PCT. RANK	GAMES	SCHEDULE	OF SCHEDULE	RPI	RPI	RPI	RPI
DIV. I ONLY	22- 3	12	10-0	133	141	27	27	13	13	
DIV. I NON-CONF.	10- 2	29	0	150	170	42	42	14	14	
TOTALS	RPI 1-25	RPI 26-50	W-L RECORDS	RPI 51-100	RPI 101-150	RPI 150+				
22- 3	0- 0	1- 0	OVERALL	3- 1	6- 2	12- 0				
13- 0	0- 0	1- 0	HOME	2- 0	3- 0	7- 0				
8- 3	0- 0	0- 0	AWAY	1- 1	2- 2	5- 0				
1- 0	0- 0	0- 0	NEUTRAL	0- 0	1- 0	0- 0				
10- 2	0- 0	0- 0	NON-CONFERENCE	0- 1	6- 1	4- 0				
6- 0	0- 0	0- 0	HOME	0- 0	3- 0	3- 0				
3- 2	0- 0	0- 0	AWAY	0- 1	2- 1	1- 0				
1- 0	0- 0	0- 0	NEUTRAL	0- 0	1- 0	0- 0				
12- 1	0- 0	1- 0	CONFERENCE	3- 0	0- 1	8- 0				
7- 0	0- 0	1- 0	HOME	2- 0	0- 0	4- 0				
5- 1	0- 0	0- 0	AWAY	1- 0	0- 1	4- 0				
0- 0	0- 0	0- 0	NEUTRAL	0- 0	0- 0	0- 0				

RPI 1-25				RPI 26-50				Team's RPI: 27		RPI 51-100				RPI 101+			
RPI	S	Opponent	Score	RPI	S	Opponent	Score		RPI	S	Opponent	Score	RPI	S	Opponent	Score	
				32	H	Western Ky.	76 65		51	A	Virginia	53 56	105	A	Auburn	89 77	
									52	A	Middle Tenn.	67 56	117	A	VCU	49 62	
									65	H	Charlotte	54 51	118	N	Idaho	67 55	
									83	H	Rice	66 59	123	H	Campbell	59 44	
													124	H	Richmond	73 51	
													127	A	UAB	65 76	
													131	A	William & Mary	69 58	
													143	H	Hampton	75 38	
													170	H	Mt. St. Mary's	85 34	
													193	A	Fla. Atlantic	75 63	
													208	H	Southern Miss.	67 50	
													217	A	UTEP	77 69	
													235	H	Marshall	57 46	
													242	H	Louisiana Tech	77 61	
													252	H	North Texas	71 66	
													262	H	Winthrop	68 44	
													296	A	FIU	66 39	
													302	A	UTSA	62 43	
													313	A	Cal Poly	61 55	
													323	H	UMES	48 39	
LAST 10 Division I																	
				252	H	North Texas	71 66		208	H	Southern Miss.	67 50					
				83	H	Rice	66 59		193	A	Fla. Atlantic	75 63					
				217	A	UTEP	77 69		296	A	FIU	66 39					
				302	A	UTSA	62 43		235	H	Marshall	57 46					
				242	H	Louisiana Tech	77 61		32	H	Western Ky.	76 65					

Non-Div I Games:

Old Dominion

■ Loss,
 ■ Non-Conf,
 ■ S Site,
 ■ H Home
 ■ A Away
 N Neutral

Average RPI Win:	292	WON-LOST	WINNING	LAST 10	STRENGTH OF	OPP. STRENGTH	TEAM	ADJ.	CONF.	ADJ CONF.
Average RPI Loss:	106	RECORD	PCT. RANK	GAMES	SCHEDULE	OF SCHEDULE	RPI	RPI	RPI	RPI
DIV. I ONLY	7- 18	294	0-10	125	131	281	281	4	4	
DIV. I NON-CONF.	7- 6	161	0	299	351	293	293	5	5	
TOTALS	RPI 1-25	RPI 26-50	W-L RECORDS	RPI 51-100	RPI 101-150	RPI 150+				
7- 18	0- 3	0- 2	OVERALL	0- 3	1- 6	6- 4				
6- 9	0- 1	0- 1	HOME	0- 3	1- 2	5- 2				
0- 8	0- 2	0- 1	AWAY	0- 0	0- 4	0- 1				
1- 1	0- 0	0- 0	NEUTRAL	0- 0	0- 0	1- 1				
7- 6	0- 0	0- 0	NON-CONFERENCE	0- 0	1- 2	6- 4				
6- 3	0- 0	0- 0	HOME	0- 0	1- 1	5- 2				
0- 2	0- 0	0- 0	AWAY	0- 0	0- 1	0- 1				
1- 1	0- 0	0- 0	NEUTRAL	0- 0	0- 0	1- 1				
0- 12	0- 3	0- 2	CONFERENCE	0- 3	0- 4	0- 0				
0- 6	0- 1	0- 1	HOME	0- 3	0- 1	0- 0				
0- 6	0- 2	0- 1	AWAY	0- 0	0- 3	0- 0				
0- 0	0- 0	0- 0	NEUTRAL	0- 0	0- 0	0- 0				

RPI 1-25			RPI 26-50			RPI 51-100			RPI 101+			Team's RPI: 281
RPI	S	Opponent	Score	RPI	S	Opponent	Score	RPI	S	Opponent	Score	
2	H	South Carolina	32 87	26	A	LSU	44 52	56	H	Tennessee	28 84	101 A Vanderbilt 47 63
11	A	Mississippi St.	39 80	37	H	Arkansas	64 108	79	H	Georgia	51 58	105 A Auburn 43 59
14	A	Texas A&M	35 79					81	H	Alabama	56 57	122 H Southeast Mo. St. 53 70
												135 A Florida 72 74
												140 H Missouri 57 71
												147 A Texas Tech 48 84
												150 H Sam Houston St. 75 69
												152 H New Orleans 64 69
												203 H Louisiana 42 53
												208 A Southern Miss. 53 59
												242 H Louisiana Tech 76 53
												290 N Pittsburgh 50 58
												301 H Ga. Southern 69 66
												326 H Alabama St. 93 66
												327 N Alcorn 73 55
												350 H La.-Monroe 66 42
												351 H Mississippi Val. 72 53
LAST 10 Division I												
37	H	Arkansas	64 108	11	A	Mississippi St.	39 80					
135	A	Florida	72 74	105	A	Auburn	43 59					
101	A	Vanderbilt	47 63	140	H	Missouri	57 71					
81	H	Alabama	56 57	26	A	LSU	44 52					
2	H	South Carolina	32 87	56	H	Tennessee	28 84					

Non-Div I Games:

Ole Miss

■ Loss,
 ■ Non-Conf,
 ■ S Site,
 ■ H Home
 ■ A Away
 N Neutral

Average RPI Win:	257	WON-LOST	WINNING	LAST 10	STRENGTH OF	OPP. STRENGTH	TEAM	ADJ.	CONF.	ADJ CONF.
Average RPI Loss:	161	RECORD	PCT. RANK	GAMES	SCHEDULE	OF SCHEDULE	RPI	RPI	RPI	RPI
DIV. I ONLY	4- 19	322	0-10	137	259	310	310	19	19	
DIV. I NON-CONF.	3- 8	268	0	132	313	267	267	18	18	
TOTALS	RPI 1-25	RPI 26-50	W-L RECORDS	RPI 51-100	RPI 101-150	RPI 150+				
4- 19	0- 0	0- 3	OVERALL	0- 4	0- 2	4- 10				
3- 9	0- 0	0- 2	HOME	0- 2	0- 0	3- 5				
0- 9	0- 0	0- 1	AWAY	0- 2	0- 1	0- 5				
1- 1	0- 0	0- 0	NEUTRAL	0- 0	0- 1	1- 0				
3- 8	0- 0	0- 1	NON-CONFERENCE	0- 2	0- 2	3- 3				
2- 3	0- 0	0- 1	HOME	0- 1	0- 0	2- 1				
0- 4	0- 0	0- 0	AWAY	0- 1	0- 1	0- 2				
1- 1	0- 0	0- 0	NEUTRAL	0- 0	0- 1	1- 0				
1- 11	0- 0	0- 2	CONFERENCE	0- 2	0- 0	1- 7				
1- 6	0- 0	0- 1	HOME	0- 1	0- 0	1- 4				
0- 5	0- 0	0- 1	AWAY	0- 1	0- 0	0- 3				
0- 0	0- 0	0- 0	NEUTRAL	0- 0	0- 0	0- 0				

RPI S	Opponent	Score	RPI S	Opponent	Score	RPI S	Opponent	Score	RPI S	Opponent	Score	Team's RPI: 310
39	A South Dakota	44 77	39	H South Dakota	39 71	72	H UNI	45 81	113	A Kansas	48 63	
40	H Creighton	54 67	86	A South Dakota St.	59 69	86	H South Dakota St.	51 68	117	N VCU	66 74	
			86	A Kansas St.	48 73				186	A Northern Ky.	40 57	
									193	H Western Ill.	69 83	
									202	H Cleveland St.	66 79	
									210	A Oral Roberts	57 84	
									210	H Oral Roberts	60 54	
									215	A North Dakota	57 63	
									222	H UMKC	57 53	
									225	A Eastern Ill.	52 65	
									246	H Morgan St.	70 64	
									258	A Denver	60 66	
									258	H Denver	80 86	
									292	H North Dakota St.	65 74	
									329	H Purdue Fort Wayne	57 58	
									351	N Mississippi Val.	78 70	
LAST 10 Division I												
258	H Denver	80 86	329	H Purdue Fort Wayne	57 58							
210	A Oral Roberts	57 84	193	H Western Ill.	69 83							
86	A South Dakota St.	59 69	258	A Denver	60 66							
292	H North Dakota St.	65 74	39	A South Dakota	44 77							
39	H South Dakota	39 71	215	A North Dakota	57 63							

Non-Div I Games: Peru St. 92 58 Graceland (IA) 85 46

Omaha

Oral Roberts

Through Games Of Feb. 17, 2020

Average RPI Win:	247	WON-LOST	WINNING	LAST 10	STRENGTH OF	OPP. STRENGTH	TEAM	ADJ.	CONF.	ADJ CONF.
Average RPI Loss:	134	RECORD	PCT. RANK	GAMES	SCHEDULE	OF SCHEDULE	RPI	RPI	RPI	RPI
DIV. I ONLY	10- 14	231	6-4	182	166	210	210	19	19	
DIV. I NON-CONF.	3- 8	268	0	173	98	264	264	18	18	
TOTALS	RPI 1-25	RPI 26-50	W-L RECORDS	RPI 51-100	RPI 101-150	RPI 150+				
10- 14	0- 0	0- 4	OVERALL	0- 4	2- 1	8- 5				
7- 3	0- 0	0- 1	HOME	0- 1	2- 0	5- 1				
3- 11	0- 0	0- 3	AWAY	0- 3	0- 1	3- 4				
0- 0	0- 0	0- 0	NEUTRAL	0- 0	0- 0	0- 0				
3- 8	0- 0	0- 2	NON-CONFERENCE	0- 2	2- 1	1- 3				
3- 1	0- 0	0- 0	HOME	0- 0	2- 0	1- 1				
0- 7	0- 0	0- 2	AWAY	0- 2	0- 1	0- 2				
0- 0	0- 0	0- 0	NEUTRAL	0- 0	0- 0	0- 0				
7- 6	0- 0	0- 2	CONFERENCE	0- 2	0- 0	7- 2				
4- 2	0- 0	0- 1	HOME	0- 1	0- 0	4- 0				
3- 4	0- 0	0- 1	AWAY	0- 1	0- 0	3- 2				
0- 0	0- 0	0- 0	NEUTRAL	0- 0	0- 0	0- 0				

RPI S	Opponent	Score	RPI S	Opponent	Score	RPI S	Opponent	Score	RPI S	Opponent	Score	Team's RPI: 210
37	A Arkansas	64 96	80	A Nebraska	67 77	111	A Utah	58 78				
39	A South Dakota	56 79	86	A South Dakota St.	44 58	146	H Wichita St.	79 66				
39	H South Dakota	73 77	86	H South Dakota St.	61 76	150	H Sam Houston St.	64 41				
46	A Oklahoma St.	44 78	98	A Kansas St.	69 109	187	A Southern Utah	58 72				
						193	A Western Ill.	61 75				
						215	A North Dakota	86 72				
						215	H North Dakota	75 52				
						244	A Tulsa	65 67				
						258	H Denver	84 72				
						259	H Texas St.	63 57				
						292	A North Dakota St.	80 76				
						292	H North Dakota St.	70 62				
						310	A Omaha	54 60				
						310	H Omaha	84 57				
						318	H Houston Baptist	73 74				
						329	A Purdue Fort Wayne	79 73				
LAST 10 Division I												
39	H South Dakota	73 77	258	H Denver	84 72							
310	H Omaha	84 57	39	A South Dakota	56 79							
292	A North Dakota St.	80 76	193	A Western Ill.	61 75							
215	A North Dakota	86 72	329	A Purdue Fort Wayne	79 73							
86	H South Dakota St.	61 76	215	H North Dakota	75 52							

Non-Div I Games: Rogers St. 80 40 Cent. Christian (KS114 60

Oral Roberts

Loss, Non-Conf, S Site, H Home A Away N Neutral

Oregon

Through Games Of Feb. 17, 2020

Average RPI Win:	94	WON-LOST	WINNING	LAST 10	STRENGTH OF	OPP. STRENGTH	TEAM	ADJ.	CONF.	ADJ CONF.
Average RPI Loss:	17	RECORD	PCT. RANK	GAMES	SCHEDULE	OF SCHEDULE	RPI	RPI	RPI	RPI
DIV. I ONLY	24- 2	6	10-0	4	13	1	1	1	1	1
DIV. I NON-CONF.	11- 1	13	1-0	51	32	9	9	1	1	1
TOTALS	RPI 1-25	RPI 26-50	W-L RECORDS	RPI 51-100	RPI 101-150	RPI 150+				
24- 2	7- 1	2- 1	OVERALL	6- 0	6- 0	3- 0				
13- 0	3- 0	1- 0	HOME	3- 0	4- 0	2- 0				
9- 1	4- 0	0- 1	AWAY	3- 0	1- 0	1- 0				
2- 1	0- 1	1- 0	NEUTRAL	0- 0	1- 0	0- 0				
11- 1	1- 1	1- 0	NON-CONFERENCE	3- 0	3- 0	3- 0				
6- 0	0- 0	0- 0	HOME	2- 0	2- 0	2- 0				
3- 0	1- 0	0- 0	AWAY	1- 0	0- 0	1- 0				
2- 1	0- 1	1- 0	NEUTRAL	0- 0	1- 0	0- 0				
13- 1	6- 0	1- 1	CONFERENCE	3- 0	3- 0	0- 0				
7- 0	3- 0	1- 0	HOME	1- 0	2- 0	0- 0				
6- 1	3- 0	0- 1	AWAY	2- 0	1- 0	0- 0				
0- 0	0- 0	0- 0	NEUTRAL	0- 0	0- 0	0- 0				

RPI	S	Opponent	Score	RPI	S	Opponent	Score	RPI	S	Opponent	Score	RPI	S	Opponent	Score
6	N	Louisville	62 72	28	A	Arizona St.	66 72	76	A	Southern California	93 67	107	N	UT Arlington	91 54
7	A	UConn	74 56	28	H	Arizona St.	79 48	77	A	Colorado	101 53	111	A	Utah	90 63
8	A	UCLA	80 66	46	N	Oklahoma St.	89 72	77	H	Colorado	104 46	111	H	Utah	88 51
9	H	Stanford	87 55					84	A	Syracuse	81 64	126	H	Northeastern	89 47
15	A	Oregon St.	66 57					86	H	South Dakota St.	95 56	134	H	California	105 55
15	H	Oregon St.	76 64					98	H	Kansas St.	89 51	138	H	Texas Southern	99 63
24	A	Arizona	71 64									276	A	Long Beach St.	81 45
24	H	Arizona	85 52									283	H	UC Riverside	84 41
												285	H	Utah St.	109 52
LAST 10 Division I															
76	A	Southern California	93 67	77	A	Colorado	101 53								
8	A	UCLA	80 66	111	A	Utah	90 63								
28	H	Arizona St.	79 48	15	A	Oregon St.	66 57								
24	H	Arizona	85 52	15	H	Oregon St.	76 64								
7	A	UConn	74 56	134	H	California	105 55								

Non-Div I Games:

Oregon

Loss, Non-Conf, S Site, H Home A Away N Neutral

Average RPI Win:	121	WON-LOST	WINNING	LAST 10	STRENGTH OF	OPP. STRENGTH	TEAM	ADJ.	CONF.	ADJ CONF.
Average RPI Loss:	21	RECORD	PCT. RANK	GAMES	SCHEDULE	OF SCHEDULE	RPI	RPI	RPI	RPI
DIV. I ONLY	19- 7	49	4-6	3	35	15	15	1	1	
DIV. I NON-CONF.	12- 0	1	0	52	117	5	5	1	1	
TOTALS	RPI 1-25	RPI 26-50	W-L RECORDS	RPI 51-100	RPI 101-150	RPI 150+				
19- 7	3- 5	1- 1	OVERALL	4- 1	5- 0	6- 0				
12- 3	2- 3	1- 0	HOME	1- 0	3- 0	5- 0				
4- 4	1- 2	0- 1	AWAY	2- 1	1- 0	0- 0				
3- 0	0- 0	0- 0	NEUTRAL	1- 0	1- 0	1- 0				
12- 0	2- 0	0- 0	NON-CONFERENCE	2- 0	2- 0	6- 0				
8- 0	2- 0	0- 0	HOME	0- 0	1- 0	5- 0				
1- 0	0- 0	0- 0	AWAY	1- 0	0- 0	0- 0				
3- 0	0- 0	0- 0	NEUTRAL	1- 0	1- 0	1- 0				
7- 7	1- 5	1- 1	CONFERENCE	2- 1	3- 0	0- 0				
4- 3	0- 3	1- 0	HOME	1- 0	2- 0	0- 0				
3- 4	1- 2	0- 1	AWAY	1- 1	1- 0	0- 0				
0- 0	0- 0	0- 0	NEUTRAL	0- 0	0- 0	0- 0				

RPI 1-25				Team's RPI: 15		RPI 26-50				RPI 51-100				RPI 101+			
RPI	S	Opponent	Score	RPI	S	Opponent	Score	RPI	S	Opponent	Score	RPI	S	Opponent	Score		
1	A	Oregon	64 76	28	A	Arizona St.	47 55	68	N	BYU	65 34	106	N	Liberty	68 55		
1	H	Oregon	57 66	28	H	Arizona St.	64 62	76	A	Southern California	66 72	111	A	Utah	77 65		
4	H	Missouri St.	80 69					77	A	Colorado	79 52	111	H	Utah	77 48		
8	A	UCLA	74 83					77	H	Colorado	72 60	116	H	Pacific	69 57		
9	H	Stanford	58 61					89	A	Miami (FL)	75 53	134	H	California	81 44		
20	H	DePaul	98 77									161	N	Northern Ariz.	91 57		
24	A	Arizona	63 61									177	H	Hawaii	64 32		
24	H	Arizona	58 65									187	H	Southern Utah	95 45		
												226	H	CSU Bakersfield	69 50		
												285	H	Utah St.	75 46		
												304	H	UC Irvine	86 57		
LAST 10 Division I																	
8	A	UCLA	74 83	77	A	Colorado	79 52	1	H	Oregon	57 66						
76	A	Southern California	66 72	1	A	Oregon	64 76	9	H	Stanford	58 61						
24	H	Arizona	58 65	134	H	California	81 44										
28	H	Arizona St.	64 62														
111	A	Utah	77 65														

Non-Div I Games:

Oregon St.

■ Loss,
 ■ Non-Conf, S Site,
 ■ Home
 ■ Away
 N Neutral

Average RPI Win:	224	WON-LOST	WINNING	LAST 10	STRENGTH OF	OPP. STRENGTH	TEAM	ADJ.	CONF.	ADJ CONF.
Average RPI Loss:	98	RECORD	PCT. RANK	GAMES	SCHEDULE	OF SCHEDULE	RPI	RPI	RPI	RPI
DIV. I ONLY	14- 12	163	3-7	121	112	116	116	11	11	
DIV. I NON-CONF.	7- 4	100	0	196	160	106	106	11	11	
TOTALS	RPI 1-25	RPI 26-50	W-L RECORDS	RPI 51-100	RPI 101-150	RPI 150+				
14- 12	0- 4	1- 0	OVERALL	0- 2	2- 2	11- 4				
7- 3	0- 1	0- 0	HOME	0- 1	1- 1	6- 0				
6- 8	0- 3	1- 0	AWAY	0- 1	1- 1	4- 3				
1- 1	0- 0	0- 0	NEUTRAL	0- 0	0- 0	1- 1				
7- 4	0- 2	1- 0	NON-CONFERENCE	0- 0	0- 0	6- 2				
4- 0	0- 0	0- 0	HOME	0- 0	0- 0	4- 0				
2- 3	0- 2	1- 0	AWAY	0- 0	0- 0	1- 1				
1- 1	0- 0	0- 0	NEUTRAL	0- 0	0- 0	1- 1				
7- 8	0- 2	0- 0	CONFERENCE	0- 2	2- 2	5- 2				
3- 3	0- 1	0- 0	HOME	0- 1	1- 1	2- 0				
4- 5	0- 1	0- 0	AWAY	0- 1	1- 1	3- 2				
0- 0	0- 0	0- 0	NEUTRAL	0- 0	0- 0	0- 0				

RPI	S	Opponent	Score	RPI	S	Opponent	Score	RPI	S	Opponent	Score	RPI	S	Opponent	Score	Team's RPI: 116
8	A	UCLA	57 68	49	A	Drexel	58 51	68	A	BYU	54 65	108	A	San Diego	61 66	
13	A	Gonzaga	67 68					68	H	BYU	66 76	108	H	San Diego	64 66	
13	H	Gonzaga	65 83									144	A	Portland	77 73	
15	A	Oregon St.	57 69									144	H	Portland	77 70	
												155	A	Saint Mary's (CA)	68 66	
												156	N	Toledo	65 66	
												190	A	Pepperdine	54 59	
												190	H	Pepperdine	64 63	
												204	A	Santa Clara	65 75	
												222	H	UMKC	89 60	
												226	A	CSU Bakersfield	70 80	
												236	A	San Francisco	84 61	
												249	H	SMU	77 49	
												267	A	UC Santa Barbara	63 53	
												278	H	Indiana St.	83 66	
												291	A	LMU (CA)	87 70	
												291	H	LMU (CA)	76 67	
												305	N	St. Francis Brooklyn	71 62	
												321	H	Weber St.	76 53	
LAST 10 Division I																
68	A	BYU	54 65	190	A	Pepperdine	54 59									
108	A	San Diego	61 66	155	A	Saint Mary's (CA)	68 66									
144	H	Portland	77 70	108	H	San Diego	64 66									
13	H	Gonzaga	65 83	68	H	BYU	66 76									
291	A	LMU (CA)	87 70	13	A	Gonzaga	67 68									

Non-Div I Games:

Pacific

■ Loss,
■ Non-Conf,
■ S Site,
■ Home
■ A Away
N Neutral

Average RPI Win:	199	WON-LOST	WINNING	LAST 10	STRENGTH OF	OPP. STRENGTH	TEAM	ADJ.	CONF.	ADJ CONF.
Average RPI Loss:	64	RECORD	PCT. RANK	GAMES	SCHEDULE	OF SCHEDULE	RPI	RPI	RPI	RPI
DIV. I ONLY	14- 5	47	6-4	179	101	61	61	7	7	
DIV. I NON-CONF.	9- 3	63	1-2	289	102	97	97	8	8	
TOTALS	RPI 1-25	RPI 26-50	W-L RECORDS	RPI 51-100	RPI 101-150	RPI 150+				
14- 5	0- 1	1- 1	OVERALL	1- 3	1- 0	11- 0				
7- 1	0- 1	1- 0	HOME	0- 0	1- 0	5- 0				
7- 4	0- 0	0- 1	AWAY	1- 3	0- 0	6- 0				
0- 0	0- 0	0- 0	NEUTRAL	0- 0	0- 0	0- 0				
9- 3	0- 0	1- 1	NON-CONFERENCE	0- 2	0- 0	8- 0				
5- 0	0- 0	1- 0	HOME	0- 0	0- 0	4- 0				
4- 3	0- 0	0- 1	AWAY	0- 2	0- 0	4- 0				
0- 0	0- 0	0- 0	NEUTRAL	0- 0	0- 0	0- 0				
5- 2	0- 1	0- 0	CONFERENCE	1- 1	1- 0	3- 0				
2- 1	0- 1	0- 0	HOME	0- 0	1- 0	1- 0				
3- 1	0- 0	0- 0	AWAY	1- 1	0- 0	2- 0				
0- 0	0- 0	0- 0	NEUTRAL	0- 0	0- 0	0- 0				

RPI 1-25	RPI 26-50	RPI 51-100	Team's RPI: 61	RPI 101+
RPI S Opponent Score	RPI S Opponent Score	RPI S Opponent Score		RPI S Opponent Score
16 H Princeton 55 75	31 A Duke 50 66	54 A Yale 53 51		145 H Columbia 86 84
	49 H Drexel 53 49	75 A Temple 72 76		166 H Cornell 63 41
		96 A Harvard 51 58		172 A Dartmouth 66 33
		100 A Villanova 58 70		177 A Hawaii 70 55
				182 A La Salle 65 49
				212 H Stetson 81 41
				214 A Brown 85 73
				228 H Iona 74 42
				229 A Saint Joseph's 55 45
				275 H Siena 92 44
				332 A NJIT 85 51
				346 H Hartford 74 46
LAST 10 Division I				
54 A Yale 53 51	96 A Harvard 51 58			
214 A Brown 85 73	75 A Temple 72 76			
166 H Cornell 63 41	100 A Villanova 58 70			
145 H Columbia 86 84	16 H Princeton 55 75			
172 A Dartmouth 66 33	177 A Hawaii 70 55			

Non-Div I Games: Chaminade 90 39

Penn

Average RPI Win:	211	WON-LOST	WINNING	LAST 10	STRENGTH OF	OPP. STRENGTH	TEAM	ADJ.	CONF.	ADJ CONF.
Average RPI Loss:	80	RECORD	PCT. RANK	GAMES	SCHEDULE	OF SCHEDULE	RPI	RPI	RPI	RPI
DIV. I ONLY	7- 19	301	0-10	43	56	207	207	2	2	
DIV. I NON-CONF.	6- 5	151	0	223	261	216	216	2	2	
TOTALS	RPI 1-25	RPI 26-50	W-L RECORDS	RPI 51-100	RPI 101-150	RPI 150+				
7- 19	0- 7	0- 4	OVERALL	2- 3	0- 1	5- 4				
5- 10	0- 4	0- 1	HOME	2- 2	0- 0	3- 3				
1- 8	0- 3	0- 3	AWAY	0- 1	0- 1	1- 0				
1- 1	0- 0	0- 0	NEUTRAL	0- 0	0- 0	1- 1				
6- 5	0- 1	0- 0	NON-CONFERENCE	1- 1	0- 0	5- 3				
4- 3	0- 0	0- 0	HOME	1- 1	0- 0	3- 2				
1- 1	0- 1	0- 0	AWAY	0- 0	0- 0	1- 0				
1- 1	0- 0	0- 0	NEUTRAL	0- 0	0- 0	1- 1				
1- 14	0- 6	0- 4	CONFERENCE	1- 2	0- 1	0- 1				
1- 7	0- 4	0- 1	HOME	1- 1	0- 0	0- 1				
0- 7	0- 2	0- 3	AWAY	0- 1	0- 1	0- 0				
0- 0	0- 0	0- 0	NEUTRAL	0- 0	0- 0	0- 0				

RPI S	Opponent	Score	RPI S	Opponent	Score	RPI S	Opponent	Score	RPI S	Opponent	Score	Team's RPI: 207
3	H Maryland	69 106	34	A Purdue	68 81	71	H Minnesota	74 81	137	A Wisconsin	65 71	
10	H Iowa	66 77	35	A Michigan	48 82	80	A Nebraska	58 75	171	A Towson	73 67	
12	A Northwestern	59 85	47	A Rutgers	39 72	87	H Fordham	72 59	181	H Illinois	66 70	
12	H Northwestern	59 82	47	H Rutgers	57 62	92	H Michigan St.	86 73	182	H La Salle	67 69	
16	A Princeton	55 72				97	H Rider	70 78	219	H Clemson	68 55	
18	H Indiana	60 76							232	H George Mason	68 78	
23	A Ohio St.	70 80							276	N Long Beach St.	56 64	
									290	H Pittsburgh	78 73	
									309	H Sacred Heart	88 65	
									311	N N.C. Central	92 68	
LAST 10 Division I												
3	H Maryland	69 106	10	H Iowa	66 77							
80	A Nebraska	58 75	34	A Purdue	68 81							
181	H Illinois	66 70	18	H Indiana	60 76							
47	A Rutgers	39 72	12	A Northwestern	59 85							
12	H Northwestern	59 82	47	H Rutgers	57 62							

Non-Div I Games:

Penn St.

■ Loss,
 ■ Non-Conf, S Site,
 ■ Home
 ■ Away
 N Neutral

Pepperdine

Through Games Of Feb. 17, 2020

Average RPI Win:	220	WON-LOST	WINNING	LAST 10	STRENGTH OF	OPP. STRENGTH	TEAM	ADJ.	CONF.	ADJ CONF.
Average RPI Loss:	138	RECORD	PCT. RANK	GAMES	SCHEDULE	OF SCHEDULE	RPI	RPI	RPI	RPI
DIV. I ONLY	12- 10	151	7-3	266	106	190	190	11	11	
DIV. I NON-CONF.	4- 4	164	0	307	187	240	240	11	11	
TOTALS	RPI 1-25	RPI 26-50	W-L RECORDS	RPI 51-100	RPI 101-150	RPI 150+				
12- 10	0- 1	0- 0	OVERALL	0- 2	2- 3	10- 4				
7- 4	0- 0	0- 0	HOME	0- 1	2- 0	5- 3				
5- 6	0- 1	0- 0	AWAY	0- 1	0- 3	5- 1				
0- 0	0- 0	0- 0	NEUTRAL	0- 0	0- 0	0- 0				
4- 4	0- 0	0- 0	NON-CONFERENCE	0- 1	0- 1	4- 2				
2- 2	0- 0	0- 0	HOME	0- 0	0- 0	2- 2				
2- 2	0- 0	0- 0	AWAY	0- 1	0- 1	2- 0				
0- 0	0- 0	0- 0	NEUTRAL	0- 0	0- 0	0- 0				
8- 6	0- 1	0- 0	CONFERENCE	0- 1	2- 2	6- 2				
5- 2	0- 0	0- 0	HOME	0- 1	2- 0	3- 1				
3- 4	0- 1	0- 0	AWAY	0- 0	0- 2	3- 1				
0- 0	0- 0	0- 0	NEUTRAL	0- 0	0- 0	0- 0				

RPI	S	Opponent	Score	RPI	S	Opponent	Score	RPI	S	Opponent	Score	RPI	S	Opponent	Score	Team's RPI: 190
13	A	Gonzaga	36 70					68	H	BYU	47 65	108	H	San Diego	73 57	
								99	A	Washington St.	48 85	115	A	Boise St.	74 76	
												116	A	Pacific	63 64	
												116	H	Pacific	59 54	
												144	A	Portland	67 69	
												155	A	Saint Mary's (CA)	78 85	
												155	H	Saint Mary's (CA)	73 64	
												159	H	UC Davis	70 67	
												177	H	Hawaii	51 52	
												198	H	UNLV	44 69	
												204	A	Santa Clara	79 61	
												204	H	Santa Clara	79 71	
												236	A	San Francisco	70 64	
												236	H	San Francisco	82 70	
												291	A	LMU (CA)	77 66	
												291	H	LMU (CA)	77 84	
												306	A	Eastern Wash.	53 52	
												313	H	Cal Poly	63 53	
												316	A	New Mexico St.	72 69	
LAST 10 Division I																
291	A	LMU (CA)	77 66	144	A	Portland	67 69									
204	A	Santa Clara	79 61	13	A	Gonzaga	36 70									
236	A	San Francisco	70 64	291	H	LMU (CA)	77 84									
155	H	Saint Mary's (CA)	73 64	236	H	San Francisco	82 70									
116	H	Pacific	59 54	204	H	Santa Clara	79 71									

Non-Div I Games: Concordia (CA) 76 57 Cal St. L.A. 79 56

Pepperdine

Loss, Non-Conf, S Site, H Home A Away N Neutral

Average RPI Win:	267	WON-LOST	WINNING	LAST 10	STRENGTH OF	OPP. STRENGTH	TEAM	ADJ.	CONF.	ADJ CONF.
Average RPI Loss:	94	RECORD	PCT. RANK	GAMES	SCHEDULE	OF SCHEDULE	RPI	RPI	RPI	RPI
DIV. I ONLY	4- 21	323	1-9	103	73	290	290	5	5	
DIV. I NON-CONF.	3- 8	268	0	236	220	310	310	4	4	
TOTALS	RPI 1-25	RPI 26-50	W-L RECORDS	RPI 51-100	RPI 101-150	RPI 150+				
4- 21	0- 3	0- 4	OVERALL	0- 6	1- 4	3- 4				
3- 11	0- 2	0- 1	HOME	0- 4	1- 2	2- 2				
0- 9	0- 1	0- 2	AWAY	0- 2	0- 2	0- 2				
1- 1	0- 0	0- 1	NEUTRAL	0- 0	0- 0	1- 0				
3- 8	0- 0	0- 2	NON-CONFERENCE	0- 2	0- 1	3- 3				
2- 4	0- 0	0- 0	HOME	0- 1	0- 1	2- 2				
0- 3	0- 0	0- 1	AWAY	0- 1	0- 0	0- 1				
1- 1	0- 0	0- 1	NEUTRAL	0- 0	0- 0	1- 0				
1- 13	0- 3	0- 2	CONFERENCE	0- 4	1- 3	0- 1				
1- 7	0- 2	0- 1	HOME	0- 3	1- 1	0- 0				
0- 6	0- 1	0- 1	AWAY	0- 1	0- 2	0- 1				
0- 0	0- 0	0- 0	NEUTRAL	0- 0	0- 0	0- 0				

RPI 1-25				RPI 26-50				RPI 51-100				RPI 101+ Team's RPI: 290			
RPI	S	Opponent	Score	RPI	S	Opponent	Score	RPI	S	Opponent	Score	RPI	S	Opponent	Score
6	A	Louisville	49 83	30	A	Virginia Tech	56 68	63	H	Stony Brook	56 59	103	A	North Carolina	62 70
21	H	NC State	44 88	31	H	Duke	56 73	69	H	Boston College	70 79	110	A	Notre Dame	52 74
25	H	Florida St.	41 66	44	A	UCF	58 74	73	H	Georgia Tech	48 77	110	H	Notre Dame	52 60
				45	N	Ohio	50 72	84	A	Syracuse	53 71	120	H	Duquesne	62 81
								84	H	Syracuse	51 69	121	H	Wake Forest	53 48
								85	A	Cincinnati	53 69	188	H	Miami (OH)	71 80
												207	A	Penn St.	73 78
												219	A	Clemson	67 75
												247	H	Georgetown	56 66
												281	N	Ole Miss	58 50
												320	H	Fairleigh Dickinson	69 60
												347	H	Central Conn. St.	81 73
LAST 10 Division I															
84	A	Syracuse	53 71	121	H	Wake Forest	53 48	6	A	Louisville	49 83				
31	H	Duke	56 73	21	H	NC State	44 88	84	H	Syracuse	51 69				
110	A	Notre Dame	52 74	219	A	Clemson	67 75								
73	H	Georgia Tech	48 77												
25	H	Florida St.	41 66												

Non-Div I Games:

Pittsburgh

■ Loss,
 ■ Non-Conf,
 ■ S Site,
 ■ H Home
 ■ A Away
 N Neutral

Average RPI Win:	209	WON-LOST	WINNING	LAST 10	STRENGTH OF	OPP. STRENGTH	TEAM	ADJ.	CONF.	ADJ CONF.
Average RPI Loss:	130	RECORD	PCT. RANK	GAMES	SCHEDULE	OF SCHEDULE	RPI	RPI	RPI	RPI
DIV. I ONLY	14- 10	120	7-3	183	145	144	144	11	11	
DIV. I NON-CONF.	5- 4	140	0	239	325	204	204	11	11	
TOTALS	RPI 1-25	RPI 26-50	W-L RECORDS	RPI 51-100	RPI 101-150	RPI 150+				
14- 10	0- 1	0- 0	OVERALL	2- 1	0- 6	12- 2				
7- 6	0- 0	0- 0	HOME	1- 1	0- 4	6- 1				
7- 4	0- 1	0- 0	AWAY	1- 0	0- 2	6- 1				
0- 0	0- 0	0- 0	NEUTRAL	0- 0	0- 0	0- 0				
5- 4	0- 0	0- 0	NON-CONFERENCE	1- 0	0- 2	4- 2				
2- 3	0- 0	0- 0	HOME	1- 0	0- 2	1- 1				
3- 1	0- 0	0- 0	AWAY	0- 0	0- 0	3- 1				
0- 0	0- 0	0- 0	NEUTRAL	0- 0	0- 0	0- 0				
9- 6	0- 1	0- 0	CONFERENCE	1- 1	0- 4	8- 0				
5- 3	0- 0	0- 0	HOME	0- 1	0- 2	5- 0				
4- 3	0- 1	0- 0	AWAY	1- 0	0- 2	3- 0				
0- 0	0- 0	0- 0	NEUTRAL	0- 0	0- 0	0- 0				

RPI 1-25				RPI 26-50				RPI 51-100				RPI 101+ Team's RPI: 144			
RPI	S	Opponent	Score	RPI	S	Opponent	Score	RPI	S	Opponent	Score	RPI	S	Opponent	Score
13	A	Gonzaga	57 62					59	H	Fresno St.	75 64	108	A	San Diego	55 74
								68	A	BYU	57 48	108	H	San Diego	58 62
								68	H	BYU	54 66	116	A	Pacific	70 77
												116	H	Pacific	73 77
												125	H	Abilene Christian	69 76
												130	H	Loyola Chicago	64 78
												155	A	Saint Mary's (CA)	72 53
												155	H	Saint Mary's (CA)	78 65
												190	H	Pepperdine	69 67
												204	A	Santa Clara	80 77
												204	H	Santa Clara	84 62
												218	H	Grand Canyon	73 41
												220	H	Portland St.	71 77
												236	A	San Francisco	73 66
												236	H	San Francisco	69 49
												285	A	Utah St.	70 64
												291	H	LMU (CA)	74 49
												298	A	CSUN	64 73
												303	A	Air Force	72 56
												321	A	Weber St.	78 59
LAST 10 Division I															
236	H	San Francisco	69 49	68	H	BYU	54 66	190	H	Pepperdine	69 67				
204	H	Santa Clara	84 62					291	H	LMU (CA)	74 49				
116	A	Pacific	70 77					204	A	Santa Clara	80 77				
155	A	Saint Mary's (CA)	72 53					236	A	San Francisco	73 66				
108	H	San Diego	58 62												

Non-Div I Games: Warner Pacific 78 36 Willamette 82 42

Portland

■ Loss,
 ■ Non-Conf, S Site,
 ■ Home
 ■ Away
 N Neutral

Average RPI Win: 213	WON-LOST	WINNING	LAST 10	STRENGTH OF	OPP. STRENGTH	TEAM	ADJ.	CONF.	ADJ CONF.
Average RPI Loss: 192	RECORD	PCT. RANK	GAMES	SCHEDULE	OF SCHEDULE	RPI	RPI	RPI	RPI
DIV. I ONLY	11- 13	200	4-6	221	268	220	220	18	18
DIV. I NON-CONF.	5- 4	140	0	126	331	119	119	17	17
TOTALS	RPI 1-25	RPI 26-50	W-L RECORDS	RPI 51-100	RPI 101-150	RPI 150+			
11- 13	0- 0	0- 0	OVERALL	0- 2	2- 2	9- 9			
6- 5	0- 0	0- 0	HOME	0- 2	1- 0	5- 3			
5- 7	0- 0	0- 0	AWAY	0- 0	1- 2	4- 5			
0- 1	0- 0	0- 0	NEUTRAL	0- 0	0- 0	0- 1			
5- 4	0- 0	0- 0	NON-CONFERENCE	0- 1	1- 1	4- 2			
2- 1	0- 0	0- 0	HOME	0- 1	0- 0	2- 0			
3- 2	0- 0	0- 0	AWAY	0- 0	1- 1	2- 1			
0- 1	0- 0	0- 0	NEUTRAL	0- 0	0- 0	0- 1			
6- 9	0- 0	0- 0	CONFERENCE	0- 1	1- 1	5- 7			
4- 4	0- 0	0- 0	HOME	0- 1	1- 0	3- 3			
2- 5	0- 0	0- 0	AWAY	0- 0	0- 1	2- 4			
0- 0	0- 0	0- 0	NEUTRAL	0- 0	0- 0	0- 0			

RPI 1-25				RPI 26-50				RPI 51-100				RPI 101+ Team's RPI: 220			
RPI	S	Opponent	Score	RPI	S	Opponent	Score	RPI	S	Opponent	Score	RPI	S	Opponent	Score
								56	H	Tennessee	61 88	115	A	Boise St.	57 82
								88	H	Montana St.	62 73	118	A	Idaho	52 65
												118	H	Idaho	74 53
												144	A	Portland	77 71
												159	A	UC Davis	76 70
												161	H	Northern Ariz.	66 54
												173	A	Montana	55 62
												173	H	Montana	78 65
												180	A	Idaho St.	69 64
												187	A	Southern Utah	58 71
												187	H	Southern Utah	72 81
												218	H	Grand Canyon	69 46
												222	A	UMKC	69 87
												223	A	Northern Colo.	58 77
												223	H	Northern Colo.	51 78
												256	H	Nevada	80 75
												299	H	Sacramento St.	70 73
												304	A	UC Irvine	70 61
												304	N	UC Irvine	75 83
												306	A	Eastern Wash.	75 79
												306	H	Eastern Wash.	75 58
												321	A	Weber St.	76 57
LAST 10 Division I															
				118	A	Idaho	52 65					161	H	Northern Ariz.	66 54
				306	A	Eastern Wash.	75 79					299	H	Sacramento St.	70 73
				223	H	Northern Colo.	51 78					321	A	Weber St.	76 57
				187	H	Southern Utah	72 81					180	A	Idaho St.	69 64
				173	A	Montana	55 62					173	H	Montana	78 65

Non-Div I Games: Multnomah 104 48

Portland St.

Average RPI Win:	283	WON-LOST	WINNING	LAST 10	STRENGTH OF	OPP. STRENGTH	TEAM	ADJ.	CONF.	ADJ CONF.
Average RPI Loss:	143	RECORD	PCT. RANK	GAMES	SCHEDULE	OF SCHEDULE	RPI	RPI	RPI	RPI
DIV. I ONLY	7- 14	263	7-3	232	275	282	282	32	32	
DIV. I NON-CONF.	0- 9	338	0	41	21	272	272	31	31	
TOTALS	RPI 1-25	RPI 26-50	W-L RECORDS	RPI 51-100	RPI 101-150	RPI 150+				
7- 14	0- 2	0- 0	OVERALL	0- 3	2- 5	5- 4				
5- 3	0- 0	0- 0	HOME	0- 0	2- 1	3- 2				
2- 9	0- 2	0- 0	AWAY	0- 2	0- 4	2- 1				
0- 2	0- 0	0- 0	NEUTRAL	0- 1	0- 0	0- 1				
0- 9	0- 2	0- 0	NON-CONFERENCE	0- 3	0- 3	0- 1				
0- 1	0- 0	0- 0	HOME	0- 0	0- 1	0- 0				
0- 6	0- 2	0- 0	AWAY	0- 2	0- 2	0- 0				
0- 2	0- 0	0- 0	NEUTRAL	0- 1	0- 0	0- 1				
7- 5	0- 0	0- 0	CONFERENCE	0- 0	2- 2	5- 3				
5- 2	0- 0	0- 0	HOME	0- 0	2- 0	3- 2				
2- 3	0- 0	0- 0	AWAY	0- 0	0- 2	2- 1				
0- 0	0- 0	0- 0	NEUTRAL	0- 0	0- 0	0- 0				

RPI 1-25				RPI 26-50				RPI 51-100				RPI 101+ Team's RPI: 282			
RPI	S	Opponent	Score	RPI	S	Opponent	Score	RPI	S	Opponent	Score	RPI	S	Opponent	Score
14	A	Texas A&M	38 80					57	A	Oklahoma	48 94	135	H	Florida	44 51
24	A	Arizona	48 83					83	A	Rice	55 77	137	A	Wisconsin	42 68
								95	N	A&M-Corpus Christi	52 64	138	A	Texas Southern	65 88
												138	H	Texas Southern	50 47
												142	A	Jackson St.	49 53
												142	H	Jackson St.	62 52
												147	A	Texas Tech	48 82
												188	N	Miami (OH)	52 65
												247	H	Southern U.	48 68
												261	A	Alabama A&M	44 54
												326	A	Alabama St.	62 59
												327	H	Alcorn	63 68
												339	H	Ark.-Pine Bluff	61 51
												344	A	Grambling	67 54
												344	H	Grambling	65 58
												351	H	Mississippi Val.	81 47
LAST 10 Division I															
				142	H	Jackson St.	62 52					351	H	Mississippi Val.	81 47
				344	H	Grambling	65 58					339	H	Ark.-Pine Bluff	61 51
				138	H	Texas Southern	50 47					142	A	Jackson St.	49 53
				261	A	Alabama A&M	44 54					344	A	Grambling	67 54
				326	A	Alabama St.	62 59					138	A	Texas Southern	65 88

Non-Div I Games: Huston-Tillotson 79 60 Wiley 75 42 Tex. A&M-Kingsville85 55

Presbyterian

Through Games Of Feb. 17, 2020

Average RPI Win:	299	WON-LOST	WINNING	LAST 10	STRENGTH OF	OPP. STRENGTH	TEAM	ADJ.	CONF.	ADJ CONF.
Average RPI Loss:	208	RECORD	PCT. RANK	GAMES	SCHEDULE	OF SCHEDULE	RPI	RPI	RPI	RPI
DIV. I ONLY	7- 15	278	5-5	328	327	312	312	25	25	
DIV. I NON-CONF.	2- 5	259	0	321	267	311	311	28	28	
TOTALS	RPI 1-25	RPI 26-50	W-L RECORDS	RPI 51-100	RPI 101-150	RPI 150+				
7- 15	0- 0	0- 0	OVERALL	0- 1	0- 3	7- 11				
3- 6	0- 0	0- 0	HOME	0- 0	0- 2	3- 4				
4- 9	0- 0	0- 0	AWAY	0- 1	0- 1	4- 7				
0- 0	0- 0	0- 0	NEUTRAL	0- 0	0- 0	0- 0				
2- 5	0- 0	0- 0	NON-CONFERENCE	0- 1	0- 1	2- 3				
1- 1	0- 0	0- 0	HOME	0- 0	0- 0	1- 1				
1- 4	0- 0	0- 0	AWAY	0- 1	0- 1	1- 2				
0- 0	0- 0	0- 0	NEUTRAL	0- 0	0- 0	0- 0				
5- 10	0- 0	0- 0	CONFERENCE	0- 0	0- 2	5- 8				
2- 5	0- 0	0- 0	HOME	0- 0	0- 2	2- 3				
3- 5	0- 0	0- 0	AWAY	0- 0	0- 0	3- 5				
0- 0	0- 0	0- 0	NEUTRAL	0- 0	0- 0	0- 0				

RPI 1-25				RPI 26-50				RPI 51-100				RPI 101+				Team's RPI: 312	
RPI	S	Opponent	Score	RPI	S	Opponent	Score	RPI	S	Opponent	Score	RPI	S	Opponent	Score		
								55	A	West Virginia	40	56	123	H	Campbell	47	53
												135	A	Florida	46	60	
												143	H	Hampton	42	71	
												181	A	Illinois	52	71	
												200	A	Gardner-Webb	56	53	
												201	A	Radford	42	54	
												201	H	Radford	39	65	
												209	A	High Point	55	60	
												227	A	UNC Asheville	39	54	
												227	H	UNC Asheville	48	64	
												257	H	Col. of Charleston	58	54	
												262	A	Winthrop	54	61	
												268	A	Longwood	82	77	
												268	H	Longwood	60	71	
												270	H	UNCW	60	70	
												280	A	Wofford	60	67	
												331	A	USC Upstate	60	70	
												331	H	USC Upstate	55	42	
												345	A	Charleston So.	67	46	
												345	H	Charleston So.	76	53	
												349	A	South Carolina St.	70	49	
LAST 10 Division I																	
				345	H	Charleston So.	76	53				345	A	Charleston So.	67	46	
				227	H	UNC Asheville	48	64				331	H	USC Upstate	55	42	
				268	A	Longwood	82	77				209	A	High Point	55	60	
				331	A	USC Upstate	60	70				123	H	Campbell	47	53	
				201	H	Radford	39	65				200	A	Gardner-Webb	56	53	

Non-Div I Games: William Peace 72 35 Brevard 74 45

Presbyterian

Loss, Non-Conf, S Site, H Home A Away N Neutral

Average RPI Win:	155	WON-LOST	WINNING	LAST 10	STRENGTH OF	OPP. STRENGTH	TEAM	ADJ.	CONF.	ADJ CONF.
Average RPI Loss:	10	RECORD	PCT. RANK	GAMES	SCHEDULE	OF SCHEDULE	RPI	RPI	RPI	RPI
DIV. I ONLY	19- 1	4	10-0	91	96	16	16	7	7	
DIV. I NON-CONF.	12- 1	10	3-0	152	70	21	21	8	8	
TOTALS	RPI 1-25	RPI 26-50	W-L RECORDS	RPI 51-100	RPI 101-150	RPI 150+				
19- 1	0- 1	1- 0	OVERALL	7- 0	2- 0	9- 0				
9- 0	0- 0	1- 0	HOME	1- 0	1- 0	6- 0				
10- 1	0- 1	0- 0	AWAY	6- 0	1- 0	3- 0				
0- 0	0- 0	0- 0	NEUTRAL	0- 0	0- 0	0- 0				
12- 1	0- 1	1- 0	NON-CONFERENCE	4- 0	1- 0	6- 0				
7- 0	0- 0	1- 0	HOME	1- 0	0- 0	5- 0				
5- 1	0- 1	0- 0	AWAY	3- 0	1- 0	1- 0				
0- 0	0- 0	0- 0	NEUTRAL	0- 0	0- 0	0- 0				
7- 0	0- 0	0- 0	CONFERENCE	3- 0	1- 0	3- 0				
2- 0	0- 0	0- 0	HOME	0- 0	1- 0	1- 0				
5- 0	0- 0	0- 0	AWAY	3- 0	0- 0	2- 0				
0- 0	0- 0	0- 0	NEUTRAL	0- 0	0- 0	0- 0				

RPI S	Opponent	Score	RPI S	Opponent	Score	RPI S	Opponent	Score	RPI S	Opponent	Score
10	A Iowa	75 77	29	H FGCU	67 53	54	A Yale	55 39	140	A Missouri	68 33
						61	A Penn	75 55	145	H Columbia	77 55
						64	A Marist	62 50	153	A George Washington	75 50
						66	A Seton Hall	78 76	166	H Cornell	60 29
						94	A Saint Louis	66 50	172	A Dartmouth	66 34
						96	A Harvard	60 46	207	H Penn St.	72 55
						97	H Rider	80 47	214	A Brown	85 48
									263	H New Hampshire	77 37
									279	H Monmouth	52 40
									305	H St. Francis Brooklyn	76 44
									346	H Hartford	73 42
LAST 10 Division I											
214	A Brown	85 48	172	A Dartmouth	66 34						
54	A Yale	55 39	61	A Penn	75 55						
145	H Columbia	77 55	263	H New Hampshire	77 37						
166	H Cornell	60 29	94	A Saint Louis	66 50						
96	A Harvard	60 46	140	A Missouri	68 33						

Non-Div I Games:

Princeton

■ Loss,
 ■ Non-Conf, S Site,
 ■ Home
 ■ Away
 N Neutral

Providence

Through Games Of Feb. 17, 2020

Average RPI Win:	207	WON-LOST	WINNING	LAST 10	STRENGTH OF	OPP. STRENGTH	TEAM	ADJ.	CONF.	ADJ CONF.
Average RPI Loss:	76	RECORD	PCT. RANK	GAMES	SCHEDULE	OF SCHEDULE	RPI	RPI	RPI	RPI
DIV. I ONLY	11- 15	225	2-8	101	82	141	141	6	6	
DIV. I NON-CONF.	9- 3	63	0	235	226	80	80	6	6	
TOTALS	RPI 1-25	RPI 26-50	W-L RECORDS	RPI 51-100	RPI 101-150	RPI 150+				
11- 15	0- 2	0- 4	OVERALL	2- 7	2- 0	7- 2				
4- 5	0- 1	0- 2	HOME	2- 2	0- 0	2- 0				
5- 9	0- 1	0- 2	AWAY	0- 4	2- 0	3- 2				
2- 1	0- 0	0- 0	NEUTRAL	0- 1	0- 0	2- 0				
9- 3	0- 0	0- 0	NON-CONFERENCE	1- 2	2- 0	6- 1				
2- 0	0- 0	0- 0	HOME	1- 0	0- 0	1- 0				
5- 2	0- 0	0- 0	AWAY	0- 1	2- 0	3- 1				
2- 1	0- 0	0- 0	NEUTRAL	0- 1	0- 0	2- 0				
2- 12	0- 2	0- 4	CONFERENCE	1- 5	0- 0	1- 1				
2- 5	0- 1	0- 2	HOME	1- 2	0- 0	1- 0				
0- 7	0- 1	0- 2	AWAY	0- 3	0- 0	0- 1				
0- 0	0- 0	0- 0	NEUTRAL	0- 0	0- 0	0- 0				

RPI S Opponent	Score	RPI S Opponent	Score	RPI S Opponent	Score	RPI S Opponent	Score	Team's RPI: 141
20 A DePaul	71 93	33 A Marquette	55 85	54 A Yale	79 82	111 A Utah	67 60	
20 H DePaul	67 80	33 H Marquette	50 60	58 N Ball St.	51 52	149 A Massachusetts	72 63	
		40 A Creighton	63 72	66 A St. John's (NY)	58 64	169 N Rhode Island	58 51	
		40 H Creighton	68 77	66 A Seton Hall	55 97	199 A New Mexico	68 86	
				66 H St. John's (NY)	54 53	230 H UMass Lowell	63 38	
				66 H Seton Hall	45 71	247 A Georgetown	53 62	
				69 H Boston College	76 60	253 H Xavier	60 48	
				93 H Butler	47 50	279 A Monmouth	68 52	
				100 A Villanova	49 51	291 N LMU (CA)	48 45	
						315 A Bryant	76 32	
						346 A Hartford	75 57	
LAST 10 Division I								
66 H St. John's (NY)	54 53	253 H Xavier	60 48					
66 H Seton Hall	45 71	93 H Butler	47 50					
40 H Creighton	68 77	66 A Seton Hall	55 97					
20 A DePaul	71 93	66 A St. John's (NY)	58 64					
33 A Marquette	55 85	40 A Creighton	63 72					

Non-Div I Games:

Providence

Loss, Non-Conf, S Site, H Home A Away N Neutral

Average RPI Win:	135	WON-LOST	WINNING	LAST 10	STRENGTH OF	OPP. STRENGTH	TEAM	ADJ.	CONF.	ADJ CONF.
Average RPI Loss:	26	RECORD	PCT. RANK	GAMES	SCHEDULE	OF SCHEDULE	RPI	RPI	RPI	RPI
DIV. I ONLY	17- 10	92	6-4	19	3	34	34	2	2	
DIV. I NON-CONF.	9- 3	63	0	27	15	13	13	2	2	
TOTALS	RPI 1-25	RPI 26-50	W-L RECORDS	RPI 51-100	RPI 101-150	RPI 150+				
17- 10	1- 6	3- 3	OVERALL	2- 1	3- 0	8- 0				
9- 4	0- 2	1- 1	HOME	0- 1	2- 0	6- 0				
6- 5	1- 3	0- 2	AWAY	2- 0	1- 0	2- 0				
2- 1	0- 1	2- 0	NEUTRAL	0- 0	0- 0	0- 0				
9- 3	0- 2	3- 1	NON-CONFERENCE	0- 0	1- 0	5- 0				
6- 0	0- 0	1- 0	HOME	0- 0	1- 0	4- 0				
1- 2	0- 1	0- 1	AWAY	0- 0	0- 0	1- 0				
2- 1	0- 1	2- 0	NEUTRAL	0- 0	0- 0	0- 0				
8- 7	1- 4	0- 2	CONFERENCE	2- 1	2- 0	3- 0				
3- 4	0- 2	0- 1	HOME	0- 1	1- 0	2- 0				
5- 3	1- 2	0- 1	AWAY	2- 0	1- 0	1- 0				
0- 0	0- 0	0- 0	NEUTRAL	0- 0	0- 0	0- 0				

RPI 1-25				RPI 26-50				Team's RPI: 34				RPI 51-100				RPI 101+			
RPI	S	Opponent	Score	RPI	S	Opponent	Score	RPI	S	Opponent	Score	RPI	S	Opponent	Score	RPI	S	Opponent	Score
2	A	South Carolina	49 85	28	N	Arizona St.	59 52	71	H	Minnesota	59 72	104	H	Kent St.	77 64				
10	H	Iowa	71 83	30	A	Virginia Tech	54 67	80	A	Nebraska	76 68	137	A	Wisconsin	62 59				
12	A	Northwestern	56 61	32	H	Western Ky.	67 50	92	A	Michigan St.	76 66	137	H	Wisconsin	72 61				
13	N	Gonzaga	50 63	35	A	Michigan	63 66					179	H	Northern Ill.	68 63				
18	A	Indiana	48 66	36	N	Drake	67 47					181	A	Illinois	70 58				
18	H	Indiana	54 66	47	H	Rutgers	53 59					181	H	Illinois	81 67				
23	A	Ohio St.	66 50									193	H	Western Ill.	66 59				
												197	A	Chattanooga	66 34				
												207	H	Penn St.	81 68				
												239	H	Milwaukee	68 55				
												254	H	Bowling Green	81 74				
LAST 10 Division I																			
181	A	Illinois	70 58	92	A	Michigan St.	76 66												
137	A	Wisconsin	62 59	207	H	Penn St.	81 68												
10	H	Iowa	71 83	80	A	Nebraska	76 68												
35	A	Michigan	63 66	71	H	Minnesota	59 72												
18	H	Indiana	54 66	181	H	Illinois	81 67												

Non-Div I Games:

Purdue

■ Loss,
■ Non-Conf,
■ S Site,
■ H Home
■ A Away
N Neutral

Average RPI Win:	325	WON-LOST	WINNING	LAST 10	STRENGTH OF	OPP. STRENGTH	TEAM	ADJ.	CONF.	ADJ CONF.
Average RPI Loss:	172	RECORD	PCT. RANK	GAMES	SCHEDULE	OF SCHEDULE	RPI	RPI	RPI	RPI
DIV. I ONLY	3- 21	333	1-9	234	241	329	329	19	19	
DIV. I NON-CONF.	2- 9	304	0	280	288	332	332	18	18	
TOTALS	RPI 1-25	RPI 26-50	W-L RECORDS	RPI 51-100	RPI 101-150	RPI 150+				
3- 21	0- 0	0- 2	OVERALL	0- 4	0- 3	3- 12				
2- 8	0- 0	0- 1	HOME	0- 2	0- 1	2- 4				
1- 10	0- 0	0- 1	AWAY	0- 2	0- 0	1- 7				
0- 3	0- 0	0- 0	NEUTRAL	0- 0	0- 2	0- 1				
2- 9	0- 0	0- 0	NON-CONFERENCE	0- 2	0- 3	2- 4				
2- 2	0- 0	0- 0	HOME	0- 1	0- 1	2- 0				
0- 4	0- 0	0- 0	AWAY	0- 1	0- 0	0- 3				
0- 3	0- 0	0- 0	NEUTRAL	0- 0	0- 2	0- 1				
1- 12	0- 0	0- 2	CONFERENCE	0- 2	0- 0	1- 8				
0- 6	0- 0	0- 1	HOME	0- 1	0- 0	0- 4				
1- 6	0- 0	0- 1	AWAY	0- 1	0- 0	1- 4				
0- 0	0- 0	0- 0	NEUTRAL	0- 0	0- 0	0- 0				

RPI S	Opponent	Score	RPI S	Opponent	Score	RPI S	Opponent	Score	RPI S	Opponent	Score	Team's RPI: 329
39	A South Dakota	25 79	39	H South Dakota	41 62	58	H Ball St.	52 83	104	N Kent St.	67 75	
						86	A South Dakota St.	43 89	122	H Southeast Mo. St.	48 58	
						86	H South Dakota St.	69 100	147	N Texas Tech	48 82	
						93	A Butler	58 85	175	A Eastern Mich.	40 64	
									191	A Akron	53 64	
									193	A Western Ill.	68 79	
									193	H Western Ill.	74 83	
									210	H Oral Roberts	73 79	
									215	A North Dakota	85 91	
									215	H North Dakota	49 63	
									258	A Denver	57 83	
									279	N Monmouth	46 60	
									292	A North Dakota St.	53 74	
									292	H North Dakota St.	44 58	
									310	A Omaha	58 57	
									324	H Evansville	67 64	
									335	A SIUE	53 57	
									342	H UIC	61 50	
LAST 10 Division I												
86	A South Dakota St.	43 89	292	H North Dakota St.	44 58							
292	A North Dakota St.	53 74	310	A Omaha	58 57							
258	A Denver	57 83	39	A South Dakota	25 79							
193	H Western Ill.	74 83	210	H Oral Roberts	73 79							
215	H North Dakota	49 63	86	H South Dakota St.	69 100							

Non-Div I Games: Heidelberg 82 55 Purdue Northwest 73 50

Purdue Fort Wayne

Loss, Non-Conf, S Site, H Home A Away N Neutral

Quinnipiac

Through Games Of Feb. 17, 2020

Average RPI Win:	253	WON-LOST	WINNING	LAST 10	STRENGTH OF	OPP. STRENGTH	TEAM	ADJ.	CONF.	ADJ CONF.
Average RPI Loss:	117	RECORD	PCT. RANK	GAMES	SCHEDULE	OF SCHEDULE	RPI	RPI	RPI	RPI
DIV. I ONLY	12- 11	166	7-3	205	188	184	184	24	24	
DIV. I NON-CONF.	3- 6	235	0	42	63	167	167	25	25	
TOTALS	RPI 1-25	RPI 26-50	W-L RECORDS	RPI 51-100	RPI 101-150	RPI 150+				
12- 11	0- 1	0- 2	OVERALL	1- 4	0- 0	11- 4				
7- 5	0- 0	0- 1	HOME	1- 1	0- 0	6- 3				
5- 6	0- 1	0- 1	AWAY	0- 3	0- 0	5- 1				
0- 0	0- 0	0- 0	NEUTRAL	0- 0	0- 0	0- 0				
3- 6	0- 1	0- 2	NON-CONFERENCE	1- 2	0- 0	2- 1				
2- 3	0- 0	0- 1	HOME	1- 1	0- 0	1- 1				
1- 3	0- 1	0- 1	AWAY	0- 1	0- 0	1- 0				
0- 0	0- 0	0- 0	NEUTRAL	0- 0	0- 0	0- 0				
9- 5	0- 0	0- 0	CONFERENCE	0- 2	0- 0	9- 3				
5- 2	0- 0	0- 0	HOME	0- 0	0- 0	5- 2				
4- 3	0- 0	0- 0	AWAY	0- 2	0- 0	4- 1				
0- 0	0- 0	0- 0	NEUTRAL	0- 0	0- 0	0- 0				

RPI 1-25				RPI 26-50				RPI 51-100				RPI 101+ Team's RPI: 184			
RPI	S	Opponent	Score	RPI	S	Opponent	Score	RPI	S	Opponent	Score	RPI	S	Opponent	Score
3	A	Maryland	52 107	44	A	UCF	58 80	54	A	Yale	59 63	153	H	George Washington	67 78
				49	H	Drexel	62 66	64	A	Marist	60 73	169	H	Rhode Island	75 63
								74	H	Bucknell	76 69	221	A	Manhattan	62 77
								96	H	Harvard	68 77	221	H	Manhattan	70 58
								97	A	Rider	59 75	228	A	Iona	67 63
												228	H	Iona	71 75
												234	H	Fairfield	76 62
												266	H	Niagara	71 61
												275	A	Siena	66 52
												275	H	Siena	60 68
												279	A	Monmouth	52 45
												279	H	Monmouth	60 53
												330	A	Saint Peter's	91 64
												340	H	Canisius	74 71
												346	A	Hartford	87 50
LAST 10 Division I															
266	H	Niagara	71 61	330	A	Saint Peter's	91 64								
221	A	Manhattan	62 77	234	H	Fairfield	76 62								
275	H	Siena	60 68	64	A	Marist	60 73								
279	A	Monmouth	52 45	340	H	Canisius	74 71								
228	A	Iona	67 63	279	H	Monmouth	60 53								

Non-Div I Games:

Quinnipiac

Loss, Non-Conf, S Site, H Home A Away N Neutral

Radford

Through Games Of Feb. 17, 2020

Average RPI Win:	278	WON-LOST	WINNING	LAST 10	STRENGTH OF	OPP. STRENGTH	TEAM	ADJ.	CONF.	ADJ CONF.
Average RPI Loss:	146	RECORD	PCT. RANK	GAMES	SCHEDULE	OF SCHEDULE	RPI	RPI	RPI	RPI
DIV. I ONLY	12- 11	166	8-2	278	270	201	201	25	25	
DIV. I NON-CONF.	2- 7	288	0	279	73	276	276	28	28	
TOTALS	RPI 1-25	RPI 26-50	W-L RECORDS	RPI 51-100	RPI 101-150	RPI 150+				
12- 11	0- 1	0- 0	OVERALL	0- 2	1- 3	11- 5				
4- 4	0- 0	0- 0	HOME	0- 0	0- 1	4- 3				
8- 7	0- 1	0- 0	AWAY	0- 2	1- 2	7- 2				
0- 0	0- 0	0- 0	NEUTRAL	0- 0	0- 0	0- 0				
2- 7	0- 1	0- 0	NON-CONFERENCE	0- 2	0- 1	2- 3				
0- 2	0- 0	0- 0	HOME	0- 0	0- 0	0- 2				
2- 5	0- 1	0- 0	AWAY	0- 2	0- 1	2- 1				
0- 0	0- 0	0- 0	NEUTRAL	0- 0	0- 0	0- 0				
10- 4	0- 0	0- 0	CONFERENCE	0- 0	1- 2	9- 2				
4- 2	0- 0	0- 0	HOME	0- 0	0- 1	4- 1				
6- 2	0- 0	0- 0	AWAY	0- 0	1- 1	5- 1				
0- 0	0- 0	0- 0	NEUTRAL	0- 0	0- 0	0- 0				

RPI 1-25				RPI 26-50				RPI 51-100				RPI 101+ Team's RPI: 201			
RPI	S	Opponent	Score	RPI	S	Opponent	Score	RPI	S	Opponent	Score	RPI	S	Opponent	Score
23	A	Ohio St.	57 70					55	A	West Virginia	37 74	101	A	Vanderbilt	46 80
								81	A	Alabama	51 85	123	A	Campbell	48 42
												123	H	Campbell	32 43
												143	A	Hampton	48 51
												170	H	Mt. St. Mary's	58 75
												200	A	Gardner-Webb	84 73
												200	H	Gardner-Webb	65 51
												205	H	American	55 59
												209	A	High Point	58 68
												227	H	UNC Asheville	50 63
												262	H	Winthrop	54 53
												268	A	Longwood	62 61
												272	A	Morehead St.	62 73
												284	A	ETSU	67 43
												312	A	Presbyterian	65 39
												312	H	Presbyterian	54 42
												331	A	USC Upstate	57 41
												345	A	Charleston So.	64 40
												345	H	Charleston So.	72 35
												349	A	South Carolina St.	60 45
LAST 10 Division I															
123	A	Campbell	48 42	200	A	Gardner-Webb	84 73								
345	A	Charleston So.	64 40	331	A	USC Upstate	57 41								
200	H	Gardner-Webb	65 51	262	H	Winthrop	54 53								
312	A	Presbyterian	65 39	268	A	Longwood	62 61								
123	H	Campbell	32 43	227	H	UNC Asheville	50 63								

Non-Div I Games:

Radford

■ Loss,
 ■ Non-Conf,
 ■ S Site,
 ■ H Home
 ■ A Away
 N Neutral

Rhode Island

Through Games Of Feb. 17, 2020

Average RPI Win:	215	WON-LOST	WINNING	LAST 10	STRENGTH OF	OPP. STRENGTH	TEAM	ADJ.	CONF.	ADJ CONF.
Average RPI Loss:	134	RECORD	PCT. RANK	GAMES	SCHEDULE	OF SCHEDULE	RPI	RPI	RPI	RPI
DIV. I ONLY	13- 11	158	5-5	206	176	169	169	12	12	
DIV. I NON-CONF.	7- 5	131	0	222	320	153	153	12	12	
TOTALS	RPI 1-25	RPI 26-50	W-L RECORDS	RPI 51-100	RPI 101-150	RPI 150+				
13- 11	0- 0	0- 1	OVERALL	1- 3	4- 4	8- 3				
10- 2	0- 0	0- 0	HOME	1- 0	4- 2	5- 0				
2- 8	0- 0	0- 1	AWAY	0- 3	0- 1	2- 3				
1- 1	0- 0	0- 0	NEUTRAL	0- 0	0- 1	1- 0				
7- 5	0- 0	0- 0	NON-CONFERENCE	0- 2	2- 1	5- 2				
5- 0	0- 0	0- 0	HOME	0- 0	2- 0	3- 0				
1- 4	0- 0	0- 0	AWAY	0- 2	0- 0	1- 2				
1- 1	0- 0	0- 0	NEUTRAL	0- 0	0- 1	1- 0				
6- 6	0- 0	0- 1	CONFERENCE	1- 1	2- 3	3- 1				
5- 2	0- 0	0- 0	HOME	1- 0	2- 2	2- 0				
1- 4	0- 0	0- 1	AWAY	0- 1	0- 1	1- 1				
0- 0	0- 0	0- 0	NEUTRAL	0- 0	0- 0	0- 0				

RPI 1-25				RPI 26-50				RPI 51-100				RPI 101+				Team's RPI: 169	
RPI	S	Opponent	Score	RPI	S	Opponent	Score	RPI	S	Opponent	Score	RPI	S	Opponent	Score		
				50	A	Dayton	60 71	69	A	Boston College	55 66	109	A	Davidson	67 79		
								87	A	Fordham	50 60	109	H	Davidson	70 77		
								94	H	Saint Louis	72 63	114	H	Holy Cross	73 58		
								96	A	Harvard	58 61	117	H	VCU	54 75		
												124	H	Richmond	76 70		
												128	H	Robert Morris	71 59		
												141	N	Providence	51 58		
												149	H	Massachusetts	69 66		
												184	A	Quinnipiac	63 75		
												214	N	Brown	89 44		
												215	A	North Dakota	61 67		
												229	A	Saint Joseph's	49 47		
												232	H	George Mason	47 42		
												234	H	Fairfield	74 41		
												293	A	St. Bonaventure	59 64		
												293	H	St. Bonaventure	69 67		
												295	H	Vermont	77 74		
												338	H	LIU Brooklyn	79 56		
												346	A	Hartford	68 56		
LAST 10 Division I																	
293	H	St. Bonaventure	69 67	109	H	Davidson	70 77										
94	H	Saint Louis	72 63	293	A	St. Bonaventure	59 64										
50	A	Dayton	60 71	149	H	Massachusetts	69 66										
87	A	Fordham	50 60	229	A	Saint Joseph's	49 47										
232	H	George Mason	47 42	109	A	Davidson	67 79										

Non-Div I Games:

Rhode Island

■ Loss,
 ■ Non-Conf,
 ■ S Site,
 ■ H Home
 ■ A Away
 N Neutral

Average RPI Win:	214	WON-LOST	WINNING	LAST 10	STRENGTH OF	OPP. STRENGTH	TEAM	ADJ.	CONF.	ADJ CONF.
Average RPI Loss:	80	RECORD	PCT. RANK	GAMES	SCHEDULE	OF SCHEDULE	RPI	RPI	RPI	RPI
DIV. I ONLY	16- 8	69	8-2	129	120	83	83	13	13	
DIV. I NON-CONF.	5- 6	187	0	175	109	200	200	14	14	
TOTALS	RPI 1-25	RPI 26-50	W-L RECORDS	RPI 51-100	RPI 101-150	RPI 150+				
16- 8	0- 1	1- 3	OVERALL	1- 2	1- 1	13- 1				
10- 1	0- 1	1- 0	HOME	1- 0	1- 0	7- 0				
6- 5	0- 0	0- 2	AWAY	0- 1	0- 1	6- 1				
0- 2	0- 0	0- 1	NEUTRAL	0- 1	0- 0	0- 0				
5- 6	0- 1	0- 2	NON-CONFERENCE	0- 1	0- 1	5- 1				
4- 1	0- 1	0- 0	HOME	0- 0	0- 0	4- 0				
1- 3	0- 0	0- 1	AWAY	0- 0	0- 1	1- 1				
0- 2	0- 0	0- 1	NEUTRAL	0- 1	0- 0	0- 0				
11- 2	0- 0	1- 1	CONFERENCE	1- 1	1- 0	8- 0				
6- 0	0- 0	1- 0	HOME	1- 0	1- 0	3- 0				
5- 2	0- 0	0- 1	AWAY	0- 1	0- 0	5- 0				
0- 0	0- 0	0- 0	NEUTRAL	0- 0	0- 0	0- 0				

RPI 1-25				RPI 26-50				RPI 51-100				Team's RPI: 83	RPI 101+			
RPI	S	Opponent	Score	RPI	S	Opponent	Score	RPI	S	Opponent	Score		RPI	S	Opponent	Score
14	H	Texas A&M	61 62	27	A	Old Dominion	59 66	52	H	Middle Tenn.	77 60		127	H	UAB	64 53
				30	N	Virginia Tech	45 54	65	A	Charlotte	51 62		138	A	Texas Southern	56 63
				32	H	Western Ky.	73 65	73	N	Georgia Tech	52 54		161	H	Northern Ariz.	71 57
				46	A	Oklahoma St.	38 69						193	A	Fla. Atlantic	78 69
													208	H	Southern Miss.	75 64
													211	H	Little Rock	66 40
													217	A	UTEP	69 61
													235	H	Marshall	81 43
													242	H	Louisiana Tech	60 47
													249	A	SMU	43 55
													252	A	North Texas	67 52
													277	H	Nicholls St.	71 47
													282	H	Prairie View	77 55
													296	A	FIU	68 47
													302	A	UTSA	74 62
													341	A	McNeese	81 50
LAST 10 Division I																
				65	A	Charlotte	51 62	302	A	UTSA	74 62					
				27	A	Old Dominion	59 66	217	A	UTEP	69 61					
				52	H	Middle Tenn.	77 60	208	H	Southern Miss.	75 64					
				127	H	UAB	64 53	242	H	Louisiana Tech	60 47					
				252	A	North Texas	67 52	296	A	FIU	68 47					

Non-Div I Games:

Rice

■ Loss,
 ■ Non-Conf, S Site,
 ■ Home
 ■ Away
 N Neutral

RPI 1-25				RPI 26-50				RPI 51-100				RPI 101+				Team's RPI: 124	
RPI	S	Opponent	Score	RPI	S	Opponent	Score	RPI	S	Opponent	Score	RPI	S	Opponent	Score		
				27	A	Old Dominion	51 73	65	A	Charlotte	59 78	109	H	Davidson	69 57		
				38	N	Bradley	57 61	82	A	Coastal Caro.	79 67	117	A	VCU	50 53		
				49	A	Drexel	52 58	87	H	Fordham	47 64	117	H	VCU	42 57		
				50	H	Dayton	51 65					120	H	Duquesne	67 64		
												131	H	William & Mary	76 73		
												143	N	Hampton	65 69		
												148	A	UNC Greensboro	70 62		
												149	A	Massachusetts	50 64		
												169	A	Rhode Island	70 76		
												170	N	Mt. St. Mary's	67 75		
												182	A	La Salle	67 61		
												182	H	La Salle	63 61		
												192	H	Norfolk St.	77 69		
												193	H	Fla. Atlantic	57 55		
												213	H	Furman	69 70		
												229	A	Saint Joseph's	56 67		
												247	A	Georgetown	51 49		
												293	H	St. Bonaventure	63 59		
												323	A	UMES	64 52		
LAST 10 Division I																	
				87	H	Fordham	47 64	149	A	Massachusetts	50 64						
				120	H	Duquesne	67 64	109	H	Davidson	69 57						
				182	A	La Salle	67 61	182	H	La Salle	63 61						
				117	H	VCU	42 57	117	A	VCU	50 53						
				293	H	St. Bonaventure	63 59	50	H	Dayton	51 65						

Non-Div I Games:

Average RPI Win: 241	WON-LOST	WINNING	LAST 10	STRENGTH OF	OPP. STRENGTH	TEAM	ADJ.	CONF.	ADJ CONF.
Average RPI Loss: 132	RECORD	PCT. RANK	GAMES	SCHEDULE	OF SCHEDULE	RPI	RPI	RPI	RPI
DIV. I ONLY	19- 4	24	8-2	312	164	97	97	24	24
DIV. I NON-CONF.	7- 2	53	0	334	30	126	126	25	25
TOTALS	RPI 1-25	RPI 26-50	W-L RECORDS	RPI 51-100	RPI 101-150	RPI 150+			
19- 4	0- 1	0- 0	OVERALL	1- 1	0- 1	18- 1			
9- 1	0- 0	0- 0	HOME	0- 1	0- 0	9- 0			
9- 2	0- 1	0- 0	AWAY	1- 0	0- 0	8- 1			
1- 1	0- 0	0- 0	NEUTRAL	0- 0	0- 1	1- 0			
7- 2	0- 1	0- 0	NON-CONFERENCE	0- 0	0- 1	7- 0			
3- 0	0- 0	0- 0	HOME	0- 0	0- 0	3- 0			
3- 1	0- 1	0- 0	AWAY	0- 0	0- 0	3- 0			
1- 1	0- 0	0- 0	NEUTRAL	0- 0	0- 1	1- 0			
12- 2	0- 0	0- 0	CONFERENCE	1- 1	0- 0	11- 1			
6- 1	0- 0	0- 0	HOME	0- 1	0- 0	6- 0			
6- 1	0- 0	0- 0	AWAY	1- 0	0- 0	5- 1			
0- 0	0- 0	0- 0	NEUTRAL	0- 0	0- 0	0- 0			

RPI 1-25				RPI 26-50				RPI 51-100 Team's RPI: 97				RPI 101+			
RPI	S	Opponent	Score	RPI	S	Opponent	Score	RPI	S	Opponent	Score	RPI	S	Opponent	Score
16	A	Princeton	47 80					64	A	Marist	76 72	119	N	North Florida	70 80
								64	H	Marist	58 63	182	H	La Salle	70 43
												184	H	Quinnipiac	75 59
												207	A	Penn St.	78 70
												221	A	Manhattan	55 50
												221	H	Manhattan	76 53
												228	A	Iona	81 37
												234	H	Fairfield	60 52
												247	A	Georgetown	65 64
												253	H	Xavier	64 57
												266	A	Niagara	71 55
												266	H	Niagara	79 75
												271	A	Delaware St.	71 69
												273	N	Lipscomb	81 76
												275	A	Siena	69 38
												275	H	Siena	70 66
												279	H	Monmouth	48 25
												288	H	Wagner	77 63
												330	A	Saint Peter's	56 67
												340	A	Canisius	70 57
LAST 10 Division I															
				221	A	Manhattan	55 50					221	H	Manhattan	76 53
				275	A	Siena	69 38					234	H	Fairfield	60 52
				64	H	Marist	58 63					266	A	Niagara	71 55
				330	A	Saint Peter's	56 67					340	A	Canisius	70 57
				279	H	Monmouth	48 25					275	H	Siena	70 66

Non-Div I Games:

Rider

■ Loss,
 ■ Non-Conf,
 S Site,
 ■ Home
 ■ Away
 N Neutral

Average RPI Win:	275	WON-LOST	WINNING	LAST 10	STRENGTH OF	OPP. STRENGTH	TEAM	ADJ.	CONF.	ADJ CONF.
Average RPI Loss:	111	RECORD	PCT. RANK	GAMES	SCHEDULE	OF SCHEDULE	RPI	RPI	RPI	RPI
DIV. I ONLY	18- 6	40	10-0	303	280	128	128	30	30	
DIV. I NON-CONF.	4- 6	212	0	127	118	171	171	30	30	
TOTALS	RPI 1-25	RPI 26-50	W-L RECORDS	RPI 51-100	RPI 101-150	RPI 150+				
18- 6	0- 1	0- 1	OVERALL	0- 0	0- 2	18- 2				
9- 2	0- 0	0- 0	HOME	0- 0	0- 1	9- 1				
9- 4	0- 1	0- 1	AWAY	0- 0	0- 1	9- 1				
0- 0	0- 0	0- 0	NEUTRAL	0- 0	0- 0	0- 0				
4- 6	0- 1	0- 1	NON-CONFERENCE	0- 0	0- 2	4- 2				
2- 2	0- 0	0- 0	HOME	0- 0	0- 1	2- 1				
2- 4	0- 1	0- 1	AWAY	0- 0	0- 1	2- 1				
0- 0	0- 0	0- 0	NEUTRAL	0- 0	0- 0	0- 0				
14- 0	0- 0	0- 0	CONFERENCE	0- 0	0- 0	14- 0				
7- 0	0- 0	0- 0	HOME	0- 0	0- 0	7- 0				
7- 0	0- 0	0- 0	AWAY	0- 0	0- 0	7- 0				
0- 0	0- 0	0- 0	NEUTRAL	0- 0	0- 0	0- 0				

RPI 1-25				RPI 26-50				RPI 51-100				RPI 101+ Team's RPI: 128			
RPI	S	Opponent	Score	RPI	S	Opponent	Score	RPI	S	Opponent	Score	RPI	S	Opponent	Score
19	A	TCU	61 66	42	A	James Madison	32 59					104	A	Kent St.	81 82
												145	H	Columbia	59 61
												169	A	Rhode Island	59 71
												182	A	La Salle	71 68
												183	A	Merrimack	68 62
												183	H	Merrimack	72 50
												189	H	Delaware	62 73
												192	A	Norfolk St.	69 62
												233	H	Youngstown St.	58 43
												253	H	Xavier	71 57
												255	A	Saint Francis (PA)	66 57
												288	A	Wagner	77 35
												288	H	Wagner	51 47
												305	A	St. Francis Brooklyn	70 59
												305	H	St. Francis Brooklyn	69 44
												309	A	Sacred Heart	67 38
												309	H	Sacred Heart	73 43
												315	H	Bryant	69 39
												320	H	Fairleigh Dickinson	53 35
												338	A	LIU Brooklyn	70 59
												347	A	Central Conn. St.	86 56
												347	H	Central Conn. St.	80 42
LAST 10 Division I															
				255	A	Saint Francis (PA)	66 57					347	H	Central Conn. St.	80 42
				320	H	Fairleigh Dickinson	53 35					305	A	St. Francis Brooklyn	70 59
				288	A	Wagner	77 35					338	A	LIU Brooklyn	70 59
				309	A	Sacred Heart	67 38					309	H	Sacred Heart	73 43
				315	H	Bryant	69 39					183	H	Merrimack	72 50

Non-Div I Games: Pitt.-Johnstown 63 30

Robert Morris

■ Loss,
 ■ Non-Conf,
 ■ S Site,
 ■ H Home
 ■ A Away
 N Neutral

Rutgers

Through Games Of Feb. 17, 2020

Average RPI Win:	159	WON-LOST	WINNING	LAST 10	STRENGTH OF	OPP. STRENGTH	TEAM	ADJ.	CONF.	ADJ CONF.
Average RPI Loss:	48	RECORD	PCT. RANK	GAMES	SCHEDULE	OF SCHEDULE	RPI	RPI	RPI	RPI
DIV. I ONLY	18- 7	51	5-5	107	27	47	47	2	2	
DIV. I NON-CONF.	10- 1	20	0	177	119	37	37	2	2	
TOTALS	RPI 1-25	RPI 26-50	W-L RECORDS	RPI 51-100	RPI 101-150	RPI 150+				
18- 7	0- 2	2- 2	OVERALL	4- 3	2- 0	10- 0				
11- 2	0- 1	1- 0	HOME	3- 1	0- 0	7- 0				
5- 5	0- 1	1- 2	AWAY	0- 2	1- 0	3- 0				
2- 0	0- 0	0- 0	NEUTRAL	1- 0	1- 0	0- 0				
10- 1	0- 0	0- 1	NON-CONFERENCE	3- 0	1- 0	6- 0				
7- 0	0- 0	0- 0	HOME	2- 0	0- 0	5- 0				
1- 1	0- 0	0- 1	AWAY	0- 0	0- 0	1- 0				
2- 0	0- 0	0- 0	NEUTRAL	1- 0	1- 0	0- 0				
8- 6	0- 2	2- 1	CONFERENCE	1- 3	1- 0	4- 0				
4- 2	0- 1	1- 0	HOME	1- 1	0- 0	2- 0				
4- 4	0- 1	1- 1	AWAY	0- 2	1- 0	2- 0				
0- 0	0- 0	0- 0	NEUTRAL	0- 0	0- 0	0- 0				

RPI	S	Opponent	Score	RPI	S	Opponent	Score	RPI	S	Opponent	Score	RPI	S	Opponent	Score
3	A	Maryland	50 79	26	A	LSU	58 64	51	H	Virginia	73 63	101	N	Vanderbilt	62 56
18	H	Indiana	56 66	34	A	Purdue	59 53	71	A	Minnesota	71 73	137	A	Wisconsin	64 61
				35	A	Michigan	57 71	73	N	Georgia Tech	46 43	171	H	Towson	67 53
				35	H	Michigan	62 41	80	H	Nebraska	69 65	181	A	Illinois	75 51
								92	A	Michigan St.	53 57	181	H	Illinois	72 41
								92	H	Michigan St.	55 66	207	A	Penn St.	62 57
								96	H	Harvard	74 46	207	H	Penn St.	72 39
												235	H	Marshall	66 41
												238	A	South Alabama	77 56
												247	H	Southern U.	78 58
												266	H	Niagara	87 37
												328	H	Coppin St.	107 33
LAST 10 Division I															
35	H	Michigan	62 41	181	H	Illinois	72 41								
92	A	Michigan St.	53 57	35	A	Michigan	57 71								
3	A	Maryland	50 79	92	H	Michigan St.	55 66								
207	H	Penn St.	72 39	207	A	Penn St.	62 57								
71	A	Minnesota	71 73	80	H	Nebraska	69 65								

Non-Div I Games:

Rutgers

Loss, Non-Conf, S Site, H Home A Away N Neutral

Average RPI Win:	241	WON-LOST	WINNING	LAST 10	STRENGTH OF	OPP. STRENGTH	TEAM	ADJ.	CONF.	ADJ CONF.
Average RPI Loss:	101	RECORD	PCT. RANK	GAMES	SCHEDULE	OF SCHEDULE	RPI	RPI	RPI	RPI
DIV. I ONLY	16- 4	30	9-1	250	265	90	90	23	23	
DIV. I NON-CONF.	4- 2	90	0	253	196	132	132	24	24	
TOTALS	RPI 1-25	RPI 26-50	W-L RECORDS	RPI 51-100	RPI 101-150	RPI 150+				
16- 4	0- 0	0- 1	OVERALL	2- 1	1- 1	13- 1				
9- 1	0- 0	0- 1	HOME	1- 0	1- 0	7- 0				
6- 3	0- 0	0- 0	AWAY	1- 1	0- 1	5- 1				
1- 0	0- 0	0- 0	NEUTRAL	0- 0	0- 0	1- 0				
4- 2	0- 0	0- 1	NON-CONFERENCE	0- 1	0- 0	4- 0				
1- 1	0- 0	0- 1	HOME	0- 0	0- 0	1- 0				
2- 1	0- 0	0- 0	AWAY	0- 1	0- 0	2- 0				
1- 0	0- 0	0- 0	NEUTRAL	0- 0	0- 0	1- 0				
12- 2	0- 0	0- 0	CONFERENCE	2- 0	1- 1	9- 1				
8- 0	0- 0	0- 0	HOME	1- 0	1- 0	6- 0				
4- 2	0- 0	0- 0	AWAY	1- 0	0- 1	3- 1				
0- 0	0- 0	0- 0	NEUTRAL	0- 0	0- 0	0- 0				

RPI S	Opponent	Score	RPI S	Opponent	Score	RPI S	Opponent	Score	RPI S	Opponent	Score
44	H UCF	57 63	57	A Oklahoma	62 75	125	H Abilene Christian	69 59			
			95	A A&M-Corpus Christi	66 44	150	A Sam Houston St.	55 63			
			95	H A&M-Corpus Christi	72 49	152	A New Orleans	50 53			
						152	H New Orleans	59 47			
						224	H Central Ark.	102 41			
						241	H Southeastern La.	77 51			
						244	A Tulsa	67 63			
						256	A Nevada	80 65			
						267	N UC Santa Barbara	67 56			
						269	A Lamar University	54 53			
						277	A Nicholls St.	78 61			
						286	H Incarnate Word	67 45			
						318	A Houston Baptist	59 42			
						327	H Alcorn	67 62			
						337	H Northwestern St.	89 40			
						341	H McNeese	82 51			
LAST 10 Division I											
95	H A&M-Corpus Christi	72 49	269	A Lamar University	54 53						
152	H New Orleans	59 47	337	H Northwestern St.	89 40						
277	A Nicholls St.	78 61	286	H Incarnate Word	67 45						
150	A Sam Houston St.	55 63	224	H Central Ark.	102 41						
125	H Abilene Christian	69 59	95	A A&M-Corpus Christi	66 44						

Non-Div I Games: LSU-Shreveport 75 32 Our Lady of the Lak87 75 Cent. Christian (KS104 46

SFA

Loss, Non-Conf, S Site, H Home A Away N Neutral

SIUE										
Average RPI Win:	330	WON-LOST	WINNING	LAST 10	STRENGTH OF	OPP. STRENGTH	TEAM	ADJ.	CONF.	ADJ CONF.
Average RPI Loss:	173	RECORD	PCT. RANK	GAMES	SCHEDULE	OF SCHEDULE	RPI	RPI	RPI	RPI
DIV. I ONLY	3- 21	333	0-10	265	220	335	335	20	20	
DIV. I NON-CONF.	2- 8	295	0	288	107	329	329	23	23	

TOTALS	RPI 1-25	RPI 26-50	W-L RECORDS	RPI 51-100	RPI 101-150	RPI 150+				
3- 21	0- 0	0- 0	OVERALL	0- 6	0- 4	3- 11				
2- 9	0- 0	0- 0	HOME	0- 3	0- 2	2- 4				
1- 11	0- 0	0- 0	AWAY	0- 3	0- 2	1- 6				
0- 1	0- 0	0- 0	NEUTRAL	0- 0	0- 0	0- 1				
2- 8	0- 0	0- 0	NON-CONFERENCE	0- 4	0- 2	2- 2				
2- 3	0- 0	0- 0	HOME	0- 2	0- 1	2- 0				
0- 4	0- 0	0- 0	AWAY	0- 2	0- 1	0- 1				
0- 1	0- 0	0- 0	NEUTRAL	0- 0	0- 0	0- 1				
1- 13	0- 0	0- 0	CONFERENCE	0- 2	0- 2	1- 9				
0- 6	0- 0	0- 0	HOME	0- 1	0- 1	0- 4				
1- 7	0- 0	0- 0	AWAY	0- 1	0- 1	1- 5				
0- 0	0- 0	0- 0	NEUTRAL	0- 0	0- 0	0- 0				

RPI 1-25				RPI 26-50				RPI 51-100				RPI 101+				Team's RPI: 335	
RPI	S	Opponent	Score	RPI	S	Opponent	Score	RPI	S	Opponent	Score	RPI	S	Opponent	Score		
								60	A	Belmont	48	69	122	A	Southeast Mo. St.	57	80
								62	H	UT Martin	39	79	122	H	Southeast Mo. St.	56	66
								78	H	Southern Ill.	67	103	130	H	Loyola Chicago	50	63
								80	A	Nebraska	49	63	140	A	Missouri	51	68
								91	A	Illinois St.	53	74	162	N	North Ala.	67	85
								94	H	Saint Louis	35	68	176	A	Austin Peay	61	74
													196	H	Tennessee Tech	50	65
													225	A	Eastern Ill.	71	77
													237	A	Murray St.	60	74
													264	A	Eastern Ky.	46	49
													264	H	Eastern Ky.	38	68
													272	A	Morehead St.	69	75
													272	H	Morehead St.	55	63
													274	H	Jacksonville St.	44	53
													308	A	Georgia St.	73	74
													324	H	Evansville	85	74
													329	H	Purdue Fort Wayne	57	53
													336	A	Tennessee St.	76	63

LAST 10 Division I																	
				122	A	Southeast Mo. St.	57	80					176	A	Austin Peay	61	74
				225	A	Eastern Ill.	71	77					62	H	UT Martin	39	79
				264	H	Eastern Ky.	38	68					122	H	Southeast Mo. St.	56	66
				272	H	Morehead St.	55	63					274	H	Jacksonville St.	44	53
				237	A	Murray St.	60	74					196	H	Tennessee Tech	50	65

Non-Div I Games: Quincy 65 70

SIUE

SMU				STRENGTH OF SCHEDULE	OPP. STRENGTH OF SCHEDULE	TEAM RPI	ADJ. RPI	CONF. RPI	ADJ CONF. RPI
Average RPI Win:	235	WON-LOST RECORD	WINNING PCT. RANK						
Average RPI Loss:	130		LAST 10 GAMES						
DIV. I ONLY	10- 14	231	3-7	202	114	249	249	9	9
DIV. I NON-CONF.	6- 6	164	0	206	257	247	247	9	9
<hr/>									
TOTALS	RPI 1-25	RPI 26-50	W-L RECORDS	RPI 51-100	RPI 101-150	RPI 150+			
10- 14	0- 2	0- 1	OVERALL	1- 2	1- 2	8- 7			
8- 7	0- 2	0- 0	HOME	1- 1	1- 0	6- 4			
1- 7	0- 0	0- 1	AWAY	0- 1	0- 2	1- 3			
1- 0	0- 0	0- 0	NEUTRAL	0- 0	0- 0	1- 0			
6- 6	0- 1	0- 0	NON-CONFERENCE	1- 0	0- 2	5- 3			
5- 4	0- 1	0- 0	HOME	1- 0	0- 0	4- 3			
0- 2	0- 0	0- 0	AWAY	0- 0	0- 2	0- 0			
1- 0	0- 0	0- 0	NEUTRAL	0- 0	0- 0	1- 0			
4- 8	0- 1	0- 1	CONFERENCE	0- 2	1- 0	3- 4			
3- 3	0- 1	0- 0	HOME	0- 1	1- 0	2- 1			
1- 5	0- 0	0- 1	AWAY	0- 1	0- 0	1- 3			
0- 0	0- 0	0- 0	NEUTRAL	0- 0	0- 0	0- 0			

RPI 1-25				RPI 26-50				RPI 51-100				RPI 101+ Team's RPI: 249			
RPI	S	Opponent	Score	RPI	S	Opponent	Score	RPI	S	Opponent	Score	RPI	S	Opponent	Score
7	H	UConn	42 80	44	A	UCF	57 67	75	A	Temple	62 85	107	A	UT Arlington	46 51
19	H	TCU	56 57					83	H	Rice	55 43	116	A	Pacific	49 77
								85	H	Cincinnati	58 73	146	H	Wichita St.	64 44
												158	H	Tulane	66 67
												163	H	Wright St.	61 69
												167	A	Houston	53 55
												178	A	Memphis	52 57
												215	H	North Dakota	66 51
												217	H	UTEP	60 56
												223	H	Northern Colo.	52 61
												232	H	George Mason	58 59
												244	A	Tulsa	58 65
												244	H	Tulsa	57 38
												251	A	East Carolina	55 47
												251	H	East Carolina	53 45
												298	N	CSUN	68 58
												304	H	UC Irvine	59 56
												341	H	McNeese	81 60
<hr/>															
LAST 10 Division I															
244	A	Tulsa	58 65	146	H	Wichita St.	64 44								
251	H	East Carolina	53 45	244	H	Tulsa	57 38								
85	H	Cincinnati	58 73	178	A	Memphis	52 57								
167	A	Houston	53 55	158	H	Tulane	66 67								
44	A	UCF	57 67	75	A	Temple	62 85								

Non-Div I Games:

SMU

Loss, Non-Conf, S Site, H Home A Away N Neutral

Sacramento St.

Through Games Of Feb. 17, 2020

Average RPI Win:	257	WON-LOST	WINNING	LAST 10	STRENGTH OF	OPP. STRENGTH	TEAM	ADJ.	CONF.	ADJ CONF.
Average RPI Loss:	185	RECORD	PCT. RANK	GAMES	SCHEDULE	OF SCHEDULE	RPI	RPI	RPI	RPI
DIV. I ONLY	6- 16	297	5-5	268	247	299	299	18	18	
DIV. I NON-CONF.	0- 7	338	0	263	264	343	343	17	17	
TOTALS	RPI 1-25	RPI 26-50	W-L RECORDS	RPI 51-100	RPI 101-150	RPI 150+				
6- 16	0- 1	0- 0	OVERALL	0- 1	0- 1	6- 13				
2- 6	0- 1	0- 0	HOME	0- 1	0- 0	2- 4				
4- 10	0- 0	0- 0	AWAY	0- 0	0- 1	4- 9				
0- 0	0- 0	0- 0	NEUTRAL	0- 0	0- 0	0- 0				
0- 7	0- 1	0- 0	NON-CONFERENCE	0- 0	0- 0	0- 6				
0- 1	0- 1	0- 0	HOME	0- 0	0- 0	0- 0				
0- 6	0- 0	0- 0	AWAY	0- 0	0- 0	0- 6				
0- 0	0- 0	0- 0	NEUTRAL	0- 0	0- 0	0- 0				
6- 9	0- 0	0- 0	CONFERENCE	0- 1	0- 1	6- 7				
2- 5	0- 0	0- 0	HOME	0- 1	0- 0	2- 4				
4- 4	0- 0	0- 0	AWAY	0- 0	0- 1	4- 3				
0- 0	0- 0	0- 0	NEUTRAL	0- 0	0- 0	0- 0				

RPI 1-25				RPI 26-50				RPI 51-100				RPI 101+ Team's RPI: 299			
RPI	S	Opponent	Score	RPI	S	Opponent	Score	RPI	S	Opponent	Score	RPI	S	Opponent	Score
23	H	Ohio St.	74 104					88	H	Montana St.	48 85	118	A	Idaho	44 70
												159	A	UC Davis	75 77
												161	A	Northern Ariz.	107 114
												161	H	Northern Ariz.	65 85
												165	A	San Jose St.	67 73
												173	H	Montana	60 64
												180	A	Idaho St.	62 80
												180	H	Idaho St.	51 75
												187	A	Southern Utah	71 62
												187	H	Southern Utah	87 82
												220	A	Portland St.	73 70
												223	A	Northern Colo.	73 90
												223	H	Northern Colo.	63 73
												236	A	San Francisco	82 87
												256	A	Nevada	72 83
												306	A	Eastern Wash.	74 67
												307	A	Seattle U	84 88
												313	A	Cal Poly	43 62
												321	A	Weber St.	91 67
												321	H	Weber St.	58 52
LAST 10 Division I															
223	A	Northern Colo.	73 90	306	A	Eastern Wash.	74 67								
187	A	Southern Utah	71 62	161	H	Northern Ariz.	65 85								
180	H	Idaho St.	51 75	220	A	Portland St.	73 70								
321	H	Weber St.	58 52	187	H	Southern Utah	87 82								
118	A	Idaho	44 70	223	H	Northern Colo.	63 73								

Non-Div I Games: Cal Maritime 86 55 Pacific Union 94 35

Sacramento St.

Loss, Non-Conf, S Site, H Home A Away N Neutral

Sacred Heart

Through Games Of Feb. 17, 2020

Average RPI Win:	305	WON-LOST	WINNING	LAST 10	STRENGTH OF	OPP. STRENGTH	TEAM	ADJ.	CONF.	ADJ CONF.
Average RPI Loss:	187	RECORD	PCT. RANK	GAMES	SCHEDULE	OF SCHEDULE	RPI	RPI	RPI	RPI
DIV. I ONLY	7- 16	284	2-8	309	297	309	309	30	30	
DIV. I NON-CONF.	2- 8	295	0	248	125	307	307	30	30	
TOTALS	RPI 1-25	RPI 26-50	W-L RECORDS	RPI 51-100	RPI 101-150	RPI 150+				
7- 16	0- 0	0- 0	OVERALL	0- 4	0- 3	7- 9				
4- 4	0- 0	0- 0	HOME	0- 0	0- 2	4- 2				
2- 11	0- 0	0- 0	AWAY	0- 3	0- 1	2- 7				
1- 1	0- 0	0- 0	NEUTRAL	0- 1	0- 0	1- 0				
2- 8	0- 0	0- 0	NON-CONFERENCE	0- 4	0- 1	2- 3				
1- 1	0- 0	0- 0	HOME	0- 0	0- 1	1- 0				
0- 6	0- 0	0- 0	AWAY	0- 3	0- 0	0- 3				
1- 1	0- 0	0- 0	NEUTRAL	0- 1	0- 0	1- 0				
5- 8	0- 0	0- 0	CONFERENCE	0- 0	0- 2	5- 6				
3- 3	0- 0	0- 0	HOME	0- 0	0- 1	3- 2				
2- 5	0- 0	0- 0	AWAY	0- 0	0- 1	2- 4				
0- 0	0- 0	0- 0	NEUTRAL	0- 0	0- 0	0- 0				

RPI 1-25			RPI 26-50			RPI 51-100			RPI 101+			Team's RPI: 309
RPI	S	Opponent	Score	RPI	S	Opponent	Score	RPI	S	Opponent	Score	
						54 A Yale	40 87	114 H Holy Cross		52 65		
						63 A Stony Brook	50 54	128 A Robert Morris		43 73		
						66 A Seton Hall	69 95	128 H Robert Morris		38 67		
						80 N Nebraska	49 72	170 H Mt. St. Mary's		58 67		
								183 H Merrimack		63 60		
								207 A Penn St.		65 88		
								229 A Saint Joseph's		44 71		
								255 A Saint Francis (PA)		58 60		
								255 H Saint Francis (PA)		39 48		
								275 A Siena		57 68		
								288 A Wagner		79 65		
								305 A St. Francis Brooklyn		70 71		
								319 H Hofstra		71 44		
								320 A Fairleigh Dickinson		60 65		
								320 H Fairleigh Dickinson		68 53		
								333 N Detroit Mercy		66 60		
								338 A LIU Brooklyn		63 66		
								347 A Central Conn. St.		54 52		
								347 H Central Conn. St.		66 58		
LAST 10 Division I												
						338 A LIU Brooklyn	63 66	347 A Central Conn. St.		54 52		
						255 H Saint Francis (PA)	39 48	320 H Fairleigh Dickinson		68 53		
						128 H Robert Morris	38 67	128 A Robert Morris		43 73		
						170 H Mt. St. Mary's	58 67	255 A Saint Francis (PA)		58 60		
						305 A St. Francis Brooklyn	70 71	320 A Fairleigh Dickinson		60 65		

Non-Div I Games: Bridgeport 77 63

Sacred Heart

Loss, Non-Conf, S Site, H Home A Away N Neutral

Saint Francis (PA)

Through Games Of Feb. 17, 2020

Average RPI Win:	304	WON-LOST	WINNING	LAST 10	STRENGTH OF	OPP. STRENGTH	TEAM	ADJ.	CONF.	ADJ CONF.
Average RPI Loss:	161	RECORD	PCT. RANK	GAMES	SCHEDULE	OF SCHEDULE	RPI	RPI	RPI	RPI
DIV. I ONLY	11- 15	225	5-5	279	292	255	255	30	30	
DIV. I NON-CONF.	2- 9	304	0	67	138	220	220	30	30	
TOTALS	RPI 1-25	RPI 26-50	W-L RECORDS	RPI 51-100	RPI 101-150	RPI 150+				
11- 15	0- 0	0- 2	OVERALL	0- 3	0- 3	11- 7				
5- 5	0- 0	0- 0	HOME	0- 1	0- 2	5- 2				
5- 9	0- 0	0- 1	AWAY	0- 2	0- 1	5- 5				
1- 1	0- 0	0- 1	NEUTRAL	0- 0	0- 0	1- 0				
2- 9	0- 0	0- 2	NON-CONFERENCE	0- 3	0- 2	2- 2				
0- 3	0- 0	0- 0	HOME	0- 1	0- 1	0- 1				
1- 5	0- 0	0- 1	AWAY	0- 2	0- 1	1- 1				
1- 1	0- 0	0- 1	NEUTRAL	0- 0	0- 0	1- 0				
9- 6	0- 0	0- 0	CONFERENCE	0- 0	0- 1	9- 5				
5- 2	0- 0	0- 0	HOME	0- 0	0- 1	5- 1				
4- 4	0- 0	0- 0	AWAY	0- 0	0- 0	4- 4				
0- 0	0- 0	0- 0	NEUTRAL	0- 0	0- 0	0- 0				

RPI S	Opponent	Score	RPI S	Opponent	Score	RPI S	Opponent	Score	RPI S	Opponent	Score	Team's RPI: 255
29	N FGCU	64 97	55	A West Virginia	45 74	106	H Liberty	52 71				
30	A Virginia Tech	41 105	70	A South Fla.	23 62	120	A Duquesne	69 72				
			74	H Bucknell	46 70	128	H Robert Morris	57 66				
						170	A Mt. St. Mary's	44 68				
						183	H Merrimack	56 71				
						212	N Stetson	78 73				
						233	H Youngstown St.	46 56				
						272	A Morehead St.	54 65				
						288	A Wagner	50 55				
						288	H Wagner	51 50				
						295	A Vermont	73 69				
						305	A St. Francis Brooklyn	67 59				
						305	H St. Francis Brooklyn	82 72				
						309	A Sacred Heart	48 39				
						309	H Sacred Heart	60 58				
						315	A Bryant	63 60				
						315	H Bryant	64 58				
						320	A Fairleigh Dickinson	47 56				
						338	A LIU Brooklyn	53 71				
						347	A Central Conn. St.	64 52				
						347	H Central Conn. St.	72 68				
LAST 10 Division I												
128	H Robert Morris	57 66	315	H Bryant	64 58							
170	A Mt. St. Mary's	44 68	338	A LIU Brooklyn	53 71							
309	A Sacred Heart	48 39	305	A St. Francis Brooklyn	67 59							
288	A Wagner	50 55	183	H Merrimack	56 71							
347	H Central Conn. St.	72 68	309	H Sacred Heart	60 58							

Non-Div I Games:

Saint Francis (PA)

■ Loss,
 ■ Non-Conf,
 ■ S Site,
 ■ H Home
 ■ A Away
 N Neutral

Saint Joseph's

Through Games Of Feb. 17, 2020

Average RPI Win:	193	WON-LOST	WINNING	LAST 10	STRENGTH OF	OPP. STRENGTH	TEAM	ADJ.	CONF.	ADJ CONF.
Average RPI Loss:	121	RECORD	PCT. RANK	GAMES	SCHEDULE	OF SCHEDULE	RPI	RPI	RPI	RPI
DIV. I ONLY	8- 16	263	1-9	111	121	229	229	12	12	
DIV. I NON-CONF.	6- 6	164	0	108	131	152	152	12	12	
TOTALS	RPI 1-25	RPI 26-50	W-L RECORDS	RPI 51-100	RPI 101-150	RPI 150+				
8- 16	0- 0	0- 2	OVERALL	2- 4	2- 5	4- 5				
5- 7	0- 0	0- 2	HOME	1- 1	1- 1	3- 3				
2- 7	0- 0	0- 0	AWAY	0- 2	1- 4	1- 1				
1- 2	0- 0	0- 0	NEUTRAL	1- 1	0- 0	0- 1				
6- 6	0- 0	0- 1	NON-CONFERENCE	2- 3	1- 1	3- 1				
4- 2	0- 0	0- 1	HOME	1- 1	0- 0	3- 0				
1- 2	0- 0	0- 0	AWAY	0- 1	1- 1	0- 0				
1- 2	0- 0	0- 0	NEUTRAL	1- 1	0- 0	0- 1				
2- 10	0- 0	0- 1	CONFERENCE	0- 1	1- 4	1- 4				
1- 5	0- 0	0- 1	HOME	0- 0	1- 1	0- 3				
1- 5	0- 0	0- 0	AWAY	0- 1	0- 3	1- 1				
0- 0	0- 0	0- 0	NEUTRAL	0- 0	0- 0	0- 0				

RPI	S	Opponent	Score	RPI	S	Opponent	Score	RPI	S	Opponent	Score	RPI	S	Opponent	Score	Team's RPI: 229
49	H	Drexel	52 62	61	H	Penn	45 55	105	A	Auburn	62 66					
50	H	Dayton	44 59	66	N	Seton Hall	39 55	117	A	VCU	40 47					
				75	H	Temple	67 63	120	A	Duquesne	42 53					
				94	A	Saint Louis	48 63	120	H	Duquesne	51 58					
				96	N	Harvard	63 39	124	H	Richmond	67 56					
				100	A	Villanova	44 60	145	A	Columbia	71 57					
								149	A	Massachusetts	43 61					
								153	H	George Washington	50 56					
								169	H	Rhode Island	47 49					
								182	A	La Salle	59 67					
								182	H	La Salle	53 59					
								205	H	American	72 51					
								213	N	Furman	48 63					
								293	A	St. Bonaventure	61 60					
								294	H	Navy	49 40					
								309	H	Sacred Heart	71 44					
LAST 10 Division I																
182	H	La Salle	53 59	182	A	La Salle	59 67									
120	A	Duquesne	42 53	293	A	St. Bonaventure	61 60									
94	A	Saint Louis	48 63	120	H	Duquesne	51 58									
50	H	Dayton	44 59	169	H	Rhode Island	47 49									
153	H	George Washington	50 56	149	A	Massachusetts	43 61									

Non-Div I Games:

Saint Joseph's

■ Loss,
 ■ Non-Conf,
 ■ S Site,
 ■ H Home
 ■ A Away
 N Neutral

Average RPI Win:	175	WON-LOST	WINNING	LAST 10	STRENGTH OF	OPP. STRENGTH	TEAM	ADJ.	CONF.	ADJ CONF.
Average RPI Loss:	98	RECORD	PCT. RANK	GAMES	SCHEDULE	OF SCHEDULE	RPI	RPI	RPI	RPI
DIV. I ONLY	15- 10	110	6-4	99	104	94	94	12	12	
DIV. I NON-CONF.	8- 5	117	0	84	54	68	68	12	12	
TOTALS	RPI 1-25	RPI 26-50	W-L RECORDS	RPI 51-100	RPI 101-150	RPI 150+				
15- 10	0- 1	0- 1	OVERALL	3- 2	4- 5	8- 1				
8- 4	0- 1	0- 0	HOME	2- 0	4- 3	2- 0				
7- 6	0- 0	0- 1	AWAY	1- 2	0- 2	6- 1				
0- 0	0- 0	0- 0	NEUTRAL	0- 0	0- 0	0- 0				
8- 5	0- 1	0- 0	NON-CONFERENCE	3- 1	2- 3	3- 0				
4- 2	0- 1	0- 0	HOME	2- 0	2- 1	0- 0				
4- 3	0- 0	0- 0	AWAY	1- 1	0- 2	3- 0				
0- 0	0- 0	0- 0	NEUTRAL	0- 0	0- 0	0- 0				
7- 5	0- 0	0- 1	CONFERENCE	0- 1	2- 2	5- 1				
4- 2	0- 0	0- 0	HOME	0- 0	2- 2	2- 0				
3- 3	0- 0	0- 1	AWAY	0- 1	0- 0	3- 1				
0- 0	0- 0	0- 0	NEUTRAL	0- 0	0- 0	0- 0				

RPI 1-25				RPI 26-50				RPI 51-100 Team's RPI: 94				RPI 101+			
RPI	S	Opponent	Score	RPI	S	Opponent	Score	RPI	S	Opponent	Score	RPI	S	Opponent	Score
16	H	Princeton	50 66	50	A	Dayton	47 48	62	H	UT Martin	56 50	101	A	Vanderbilt	50 62
								78	A	Southern Ill.	53 61	102	H	Colgate	61 51
								85	A	Cincinnati	60 50	109	H	Davidson	58 65
								87	A	Fordham	54 66	113	H	Kansas	60 68
								91	H	Illinois St.	61 56	117	H	VCU	52 65
												120	H	Duquesne	53 50
												122	H	Southeast Mo. St.	76 61
												140	A	Missouri	58 83
												149	H	Massachusetts	71 56
												153	A	George Washington	59 45
												169	A	Rhode Island	63 72
												182	A	La Salle	77 61
												186	A	Northern Ky.	67 42
												229	H	Saint Joseph's	63 48
												232	A	George Mason	64 51
												278	A	Indiana St.	55 53
												293	H	St. Bonaventure	72 51
												335	A	SIUE	68 35
LAST 10 Division I															
149	H	Massachusetts	71 56	120	H	Duquesne	53 50								
169	A	Rhode Island	63 72	87	A	Fordham	54 66								
232	A	George Mason	64 51	50	A	Dayton	47 48								
229	H	Saint Joseph's	63 48	293	H	St. Bonaventure	72 51								
153	A	George Washington	59 45	117	H	VCU	52 65								

Non-Div I Games:

Saint Louis

Saint Mary's (CA)

Through Games Of Feb. 17, 2020

Average RPI Win:	208	WON-LOST	WINNING	LAST 10	STRENGTH OF	OPP. STRENGTH	TEAM	ADJ.	CONF.	ADJ CONF.
Average RPI Loss:	108	RECORD	PCT. RANK	GAMES	SCHEDULE	OF SCHEDULE	RPI	RPI	RPI	RPI
DIV. I ONLY	11- 15	225	2-8	78	116	155	155	11	11	
DIV. I NON-CONF.	5- 6	187	0	88	147	170	170	11	11	
TOTALS	RPI 1-25	RPI 26-50	W-L RECORDS	RPI 51-100	RPI 101-150	RPI 150+				
11- 15	1- 2	1- 2	OVERALL	0- 2	0- 6	9- 3				
7- 6	1- 1	1- 1	HOME	0- 1	0- 3	5- 0				
3- 9	0- 1	0- 1	AWAY	0- 1	0- 3	3- 3				
1- 0	0- 0	0- 0	NEUTRAL	0- 0	0- 0	1- 0				
5- 6	0- 1	1- 2	NON-CONFERENCE	0- 0	0- 1	4- 2				
4- 2	0- 1	1- 1	HOME	0- 0	0- 0	3- 0				
0- 4	0- 0	0- 1	AWAY	0- 0	0- 1	0- 2				
1- 0	0- 0	0- 0	NEUTRAL	0- 0	0- 0	1- 0				
6- 9	1- 1	0- 0	CONFERENCE	0- 2	0- 5	5- 1				
3- 4	1- 0	0- 0	HOME	0- 1	0- 3	2- 0				
3- 5	0- 1	0- 0	AWAY	0- 1	0- 2	3- 1				
0- 0	0- 0	0- 0	NEUTRAL	0- 0	0- 0	0- 0				

RPI 1-25				RPI 26-50				RPI 51-100				RPI 101+ Team's RPI: 155			
RPI	S	Opponent	Score	RPI	S	Opponent	Score	RPI	S	Opponent	Score	RPI	S	Opponent	Score
13	A	Gonzaga	49 74	32	H	Western Ky.	80 73	68	A	BYU	39 60	108	A	San Diego	59 73
13	H	Gonzaga	70 60	33	H	Marquette	63 77	68	H	BYU	55 65	108	H	San Diego	54 72
21	H	NC State	70 87	44	A	UCF	58 67					113	A	Kansas	81 86
												116	H	Pacific	66 68
												144	A	Portland	65 78
												144	H	Portland	53 72
												159	H	UC Davis	83 74
												190	A	Pepperdine	64 73
												190	H	Pepperdine	85 78
												195	A	Wyoming	67 69
												204	A	Santa Clara	95 87
												236	A	San Francisco	86 79
												256	A	Nevada	72 78
												267	H	UC Santa Barbara	64 43
												291	A	LMU (CA)	70 61
												291	H	LMU (CA)	86 70
												293	N	St. Bonaventure	72 57
												313	H	Cal Poly	84 67
LAST 10 Division I															
108	A	San Diego	59 73	291	A	LMU (CA)	70 61								
68	A	BYU	39 60	116	H	Pacific	66 68								
13	H	Gonzaga	70 60	68	H	BYU	55 65								
144	H	Portland	53 72	108	H	San Diego	54 72								
190	A	Pepperdine	64 73	144	A	Portland	65 78								

Non-Div I Games:

Saint Mary's (CA)

■ Loss,
 ■ Non-Conf, S Site,
 ■ Home
 ■ Away
 N Neutral

Average RPI Win: 281		WON-LOST	WINNING	LAST 10	STRENGTH OF	OPP. STRENGTH	TEAM	ADJ.	CONF.	ADJ CONF.
Average RPI Loss: 240		RECORD	PCT. RANK	GAMES	SCHEDULE	OF SCHEDULE	RPI	RPI	RPI	RPI
DIV. I ONLY		7- 16	284	3-7	348	319	330	330	24	24
DIV. I NON-CONF.		3- 6	235	0	342	347	325	325	25	25
TOTALS	RPI 1-25	RPI 26-50		W-L RECORDS		RPI 51-100	RPI 101-150	RPI 150+		
7- 16	0- 0	0- 0		OVERALL		1- 1	0- 1	6- 14		
4- 6	0- 0	0- 0		HOME		1- 0	0- 1	3- 5		
3- 10	0- 0	0- 0		AWAY		0- 1	0- 0	3- 9		
0- 0	0- 0	0- 0		NEUTRAL		0- 0	0- 0	0- 0		
3- 6	0- 0	0- 0		NON-CONFERENCE		0- 0	0- 1	3- 5		
1- 2	0- 0	0- 0		HOME		0- 0	0- 1	1- 1		
2- 4	0- 0	0- 0		AWAY		0- 0	0- 0	2- 4		
0- 0	0- 0	0- 0		NEUTRAL		0- 0	0- 0	0- 0		
4- 10	0- 0	0- 0		CONFERENCE		1- 1	0- 0	3- 9		
3- 4	0- 0	0- 0		HOME		1- 0	0- 0	2- 4		
1- 6	0- 0	0- 0		AWAY		0- 1	0- 0	1- 5		
0- 0	0- 0	0- 0		NEUTRAL		0- 0	0- 0	0- 0		

[illegible]

Non-Div I Games:

Saint Peter's

Loss, Non-Conf, S Site, H Home A Away N Neutral

Average RPI Win:	250	WON-LOST	WINNING	LAST 10	STRENGTH OF	OPP. STRENGTH	TEAM	ADJ.	CONF.	ADJ CONF.
Average RPI Loss:	172	RECORD	PCT. RANK	GAMES	SCHEDULE	OF SCHEDULE	RPI	RPI	RPI	RPI
DIV. I ONLY	14- 7	69	7-3	313	239	150	150	23	23	
DIV. I NON-CONF.	2- 4	235	0	311	106	257	257	24	24	
TOTALS	RPI 1-25	RPI 26-50	W-L RECORDS	RPI 51-100	RPI 101-150	RPI 150+				
14- 7	0- 0	0- 0	OVERALL	1- 2	0- 2	13- 3				
7- 2	0- 0	0- 0	HOME	1- 0	0- 1	6- 1				
7- 5	0- 0	0- 0	AWAY	0- 2	0- 1	7- 2				
0- 0	0- 0	0- 0	NEUTRAL	0- 0	0- 0	0- 0				
2- 4	0- 0	0- 0	NON-CONFERENCE	0- 1	0- 1	2- 2				
1- 0	0- 0	0- 0	HOME	0- 0	0- 0	1- 0				
1- 4	0- 0	0- 0	AWAY	0- 1	0- 1	1- 2				
0- 0	0- 0	0- 0	NEUTRAL	0- 0	0- 0	0- 0				
12- 3	0- 0	0- 0	CONFERENCE	1- 1	0- 1	11- 1				
6- 2	0- 0	0- 0	HOME	1- 0	0- 1	5- 1				
6- 1	0- 0	0- 0	AWAY	0- 1	0- 0	6- 0				
0- 0	0- 0	0- 0	NEUTRAL	0- 0	0- 0	0- 0				

RPI 1-25				RPI 26-50				RPI 51-100				RPI 101+ Team's RPI: 150			
RPI	S	Opponent	Score	RPI	S	Opponent	Score	RPI	S	Opponent	Score	RPI	S	Opponent	Score
								57	A	Oklahoma	71 95	125	H	Abilene Christian	73 81
								90	H	SFA	63 55	147	A	Texas Tech	57 99
								95	A	A&M-Corpus Christi	54 57	152	A	New Orleans	78 46
												203	H	Louisiana	77 73
												210	A	Oral Roberts	41 64
												224	A	Central Ark.	72 54
												224	H	Central Ark.	73 58
												241	A	Southeastern La.	84 69
												241	H	Southeastern La.	81 75
												269	H	Lamar University	68 47
												277	A	Nicholls St.	80 77
												277	H	Nicholls St.	87 71
												281	A	Ole Miss	69 75
												286	H	Incarnate Word	74 77
												302	A	UTSA	81 77
												318	A	Houston Baptist	97 69
												337	A	Northwestern St.	79 69
												341	H	McNeese	92 59
LAST 10 Division I															
				224	H	Central Ark.	73 58					95	A	A&M-Corpus Christi	54 57
				241	H	Southeastern La.	81 75					125	H	Abilene Christian	73 81
				277	A	Nicholls St.	80 77					318	A	Houston Baptist	97 69
				286	H	Incarnate Word	74 77					269	H	Lamar University	68 47
				90	H	SFA	63 55					224	A	Central Ark.	72 54

Non-Div I Games: Jarvis Christian 114 46 Howard Payne 91 49 Wiley 102 52

Sam Houston St.

Loss, Non-Conf, S Site, H Home A Away N Neutral

Average RPI Win:	266	WON-LOST	WINNING	LAST 10	STRENGTH OF	OPP. STRENGTH	TEAM	ADJ.	CONF.	ADJ CONF.
Average RPI Loss:	127	RECORD	PCT. RANK	GAMES	SCHEDULE	OF SCHEDULE	RPI	RPI	RPI	RPI
DIV. I ONLY	11- 13	200	7-3	156	269	164	164	26	26	
DIV. I NON-CONF.	4- 10	259	0	57	234	151	151	21	21	
TOTALS	RPI 1-25	RPI 26-50	W-L RECORDS	RPI 51-100	RPI 101-150	RPI 150+				
11- 13	0- 2	0- 2	OVERALL	0- 2	1- 2	10- 5				
3- 5	0- 0	0- 2	HOME	0- 0	0- 0	3- 3				
7- 8	0- 2	0- 0	AWAY	0- 2	1- 2	6- 2				
1- 0	0- 0	0- 0	NEUTRAL	0- 0	0- 0	1- 0				
4- 10	0- 2	0- 2	NON-CONFERENCE	0- 2	0- 2	4- 2				
0- 3	0- 0	0- 2	HOME	0- 0	0- 0	0- 1				
3- 7	0- 2	0- 0	AWAY	0- 2	0- 2	3- 1				
1- 0	0- 0	0- 0	NEUTRAL	0- 0	0- 0	1- 0				
7- 3	0- 0	0- 0	CONFERENCE	0- 0	1- 0	6- 3				
3- 2	0- 0	0- 0	HOME	0- 0	0- 0	3- 2				
4- 1	0- 0	0- 0	AWAY	0- 0	1- 0	3- 1				
0- 0	0- 0	0- 0	NEUTRAL	0- 0	0- 0	0- 0				

RPI 1-25				RPI 26-50				RPI 51-100				RPI 101+ Team's RPI: 164			
RPI	S	Opponent	Score	RPI	S	Opponent	Score	RPI	S	Opponent	Score	RPI	S	Opponent	Score
22	A	Kentucky	49 79	32	H	Western Ky.	84 88	62	A	UT Martin	75 80	127	A	UAB	69 76
25	A	Florida St.	59 88	48	H	Troy	65 74	87	A	Fordham	37 68	135	A	Florida	48 84
												148	A	UNC Greensboro	56 42
												162	A	North Ala.	79 63
												196	H	Tennessee Tech	57 72
												197	H	Chattanooga	60 46
												213	A	Furman	69 77
												213	H	Furman	59 72
												216	A	Kennesaw St.	55 60
												237	A	Murray St.	84 56
												280	A	Wofford	74 58
												280	H	Wofford	63 69
												284	H	ETSU	68 34
												319	N	Hofstra	65 45
												322	A	Mercer	60 54
												322	H	Mercer	72 64
												326	A	Alabama St.	83 48
												334	A	Western Caro.	62 50
LAST 10 Division I															
322	A	Mercer	60 54	284	H	ETSU	68 34								
280	H	Wofford	63 69	197	H	Chattanooga	60 46								
213	H	Furman	59 72	322	H	Mercer	72 64								
148	A	UNC Greensboro	56 42	213	A	Furman	69 77								
334	A	Western Caro.	62 50	280	A	Wofford	74 58								

Non-Div I Games: Montevallo 81 60

Samford

Loss, Non-Conf, S Site, H Home A Away N Neutral

Average RPI Win:	195	WON-LOST	WINNING	LAST 10	STRENGTH OF	OPP. STRENGTH	TEAM	ADJ.	CONF.	ADJ CONF.
Average RPI Loss:	120	RECORD	PCT. RANK	GAMES	SCHEDULE	OF SCHEDULE	RPI	RPI	RPI	RPI
DIV. I ONLY	15- 9	93	8-2	114	142	108	108	11	11	
DIV. I NON-CONF.	5- 5	164	0	238	300	238	238	11	11	
TOTALS	RPI 1-25	RPI 26-50	W-L RECORDS	RPI 51-100	RPI 101-150	RPI 150+				
15- 9	0- 2	0- 0	OVERALL	1- 1	4- 3	10- 3				
9- 5	0- 1	0- 0	HOME	1- 0	2- 3	6- 1				
6- 4	0- 1	0- 0	AWAY	0- 1	2- 0	4- 2				
0- 0	0- 0	0- 0	NEUTRAL	0- 0	0- 0	0- 0				
5- 5	0- 0	0- 0	NON-CONFERENCE	0- 0	0- 3	5- 2				
3- 4	0- 0	0- 0	HOME	0- 0	0- 3	3- 1				
2- 1	0- 0	0- 0	AWAY	0- 0	0- 0	2- 1				
0- 0	0- 0	0- 0	NEUTRAL	0- 0	0- 0	0- 0				
10- 4	0- 2	0- 0	CONFERENCE	1- 1	4- 0	5- 1				
6- 1	0- 1	0- 0	HOME	1- 0	2- 0	3- 0				
4- 3	0- 1	0- 0	AWAY	0- 1	2- 0	2- 1				
0- 0	0- 0	0- 0	NEUTRAL	0- 0	0- 0	0- 0				

RPI	S	Opponent	Score	RPI	S	Opponent	Score	RPI	S	Opponent	Score	RPI	S	Opponent	Score	Team's RPI: 108
13	A	Gonzaga	46 57					68	A	BYU	36 52	116	A	Pacific	66 64	
13	H	Gonzaga	42 57					68	H	BYU	51 45	116	H	Pacific	66 61	
												118	H	Idaho	32 65	
												136	H	Washington	47 65	
												144	A	Portland	62 58	
												144	H	Portland	74 55	
												147	H	Texas Tech	60 64	
												155	A	Saint Mary's (CA)	72 54	
												155	H	Saint Mary's (CA)	73 59	
												165	A	San Jose St.	82 88	
												171	H	Towson	81 67	
												190	A	Pepperdine	57 73	
												204	H	Santa Clara	50 47	
												231	H	Cal St. Fullerton	67 72	
												236	H	San Francisco	54 50	
												243	A	San Diego St.	70 47	
												279	H	Monmouth	57 49	
												291	A	LMU (CA)	67 59	
												298	H	CSUN	59 40	
												303	A	Air Force	70 59	
LAST 10 Division I																
155	H	Saint Mary's (CA)	73 59	236	H	San Francisco	54 50									
116	H	Pacific	66 61	204	H	Santa Clara	50 47									
68	H	BYU	51 45	116	A	Pacific	66 64									
144	A	Portland	62 58	155	A	Saint Mary's (CA)	72 54									
13	A	Gonzaga	46 57	68	A	BYU	36 52									

Non-Div I Games: Biola 81 28

San Diego

■ Loss,
 ■ Non-Conf,
 ■ S Site,
 ■ Home
 ■ Away
 N Neutral

Average RPI Win:	236	WON-LOST	WINNING	LAST 10	STRENGTH OF	OPP. STRENGTH	TEAM	ADJ.	CONF.	ADJ CONF.
Average RPI Loss:	185	RECORD	PCT. RANK	GAMES	SCHEDULE	OF SCHEDULE	RPI	RPI	RPI	RPI
DIV. I ONLY	11- 15	225	4-6	198	261	243	243	17	17	
DIV. I NON-CONF.	4- 7	225	0	255	324	290	290	22	22	
TOTALS	RPI 1-25	RPI 26-50	W-L RECORDS	RPI 51-100	RPI 101-150	RPI 150+				
11- 15	0- 0	0- 0	OVERALL	0- 2	0- 4	11- 9				
7- 8	0- 0	0- 0	HOME	0- 1	0- 3	7- 4				
4- 7	0- 0	0- 0	AWAY	0- 1	0- 1	4- 5				
0- 0	0- 0	0- 0	NEUTRAL	0- 0	0- 0	0- 0				
4- 7	0- 0	0- 0	NON-CONFERENCE	0- 0	0- 2	4- 5				
2- 5	0- 0	0- 0	HOME	0- 0	0- 2	2- 3				
2- 2	0- 0	0- 0	AWAY	0- 0	0- 0	2- 2				
0- 0	0- 0	0- 0	NEUTRAL	0- 0	0- 0	0- 0				
7- 8	0- 0	0- 0	CONFERENCE	0- 2	0- 2	7- 4				
5- 3	0- 0	0- 0	HOME	0- 1	0- 1	5- 1				
2- 5	0- 0	0- 0	AWAY	0- 1	0- 1	2- 3				
0- 0	0- 0	0- 0	NEUTRAL	0- 0	0- 0	0- 0				

RPI S	Opponent	Score	RPI S	Opponent	Score	RPI S	Opponent	Score	RPI S	Opponent	Score	Team's RPI: 243
59	A Fresno St.		54	79		108	H San Diego	47	70			
59	H Fresno St.		60	65		115	A Boise St.	72	86			
						115	H Boise St.	67	69			
						134	H California	48	74			
						165	A San Jose St.	67	84			
						171	H Towson	80	72			
						177	A Hawaii	58	61			
						195	A Wyoming	67	81			
						195	H Wyoming	67	60			
						198	H UNLV	48	39			
						199	A New Mexico	67	58			
						199	H New Mexico	75	74			
						231	H Cal St. Fullerton	55	45			
						256	A Nevada	69	70			
						260	H Arkansas St.	62	71			
						261	H Alabama A&M	53	61			
						265	H Colorado St.	59	49			
						267	A UC Santa Barbara	52	64			
						285	A Utah St.	59	51			
						285	H Utah St.	66	62			
						286	A Incarnate Word	57	48			
						287	A California Baptist	80	68			
						298	H CSUN	69	74			
						303	H Air Force	49	51			
LAST 10 Division I												
115	H Boise St.	67	69	198	H UNLV	48	39					
199	A New Mexico	67	58	195	A Wyoming	67	81					
303	H Air Force	49	51	256	A Nevada	69	70					
285	A Utah St.	59	51	59	H Fresno St.	60	65					
199	H New Mexico	75	74	115	A Boise St.	72	86					

Non-Div I Games: Westcliff 77 56

San Diego St.

San Francisco

Through Games Of Feb. 17, 2020

Average RPI Win:	252	WON-LOST	WINNING	LAST 10	STRENGTH OF	OPP. STRENGTH	TEAM	ADJ.	CONF.	ADJ CONF.
Average RPI Loss:	122	RECORD	PCT. RANK	GAMES	SCHEDULE	OF SCHEDULE	RPI	RPI	RPI	RPI
DIV. I ONLY	9- 17	262	2-8	147	138	236	236	11	11	
DIV. I NON-CONF.	7- 5	131	0	153	223	140	140	11	11	
TOTALS	RPI 1-25	RPI 26-50	W-L RECORDS	RPI 51-100	RPI 101-150	RPI 150+				
9- 17	0- 4	0- 0	OVERALL	0- 1	0- 6	9- 6				
4- 8	0- 2	0- 0	HOME	0- 0	0- 3	4- 3				
2- 8	0- 1	0- 0	AWAY	0- 1	0- 3	2- 3				
3- 1	0- 1	0- 0	NEUTRAL	0- 0	0- 0	3- 0				
7- 5	0- 2	0- 0	NON-CONFERENCE	0- 0	0- 2	7- 1				
3- 2	0- 1	0- 0	HOME	0- 0	0- 1	3- 0				
1- 2	0- 0	0- 0	AWAY	0- 0	0- 1	1- 1				
3- 1	0- 1	0- 0	NEUTRAL	0- 0	0- 0	3- 0				
2- 12	0- 2	0- 0	CONFERENCE	0- 1	0- 4	2- 5				
1- 6	0- 1	0- 0	HOME	0- 0	0- 2	1- 3				
1- 6	0- 1	0- 0	AWAY	0- 1	0- 2	1- 2				
0- 0	0- 0	0- 0	NEUTRAL	0- 0	0- 0	0- 0				

RPI	S	Opponent	Score	RPI	S	Opponent	Score	RPI	S	Opponent	Score	RPI	S	Opponent	Score	Team's RPI: 236
9	H	Stanford	71 97					68	A	BYU	44 57	108	A	San Diego	50 54	
11	N	Mississippi St.	38 73									116	H	Pacific	61 84	
13	A	Gonzaga	38 56									118	H	Idaho	60 66	
13	H	Gonzaga	46 69									136	A	Washington	54 73	
												144	A	Portland	49 69	
												144	H	Portland	66 73	
												155	H	Saint Mary's (CA)	79 86	
												159	A	UC Davis	67 79	
												167	N	Houston	80 57	
												190	A	Pepperdine	70 82	
												190	H	Pepperdine	64 70	
												204	A	Santa Clara	72 66	
												204	H	Santa Clara	72 80	
												223	A	Northern Colo.	90 83	
												231	H	Cal St. Fullerton	71 63	
												254	N	Bowling Green	64 56	
												291	A	LMU (CA)	69 76	
												291	H	LMU (CA)	70 68	
												298	H	CSUN	79 61	
												299	H	Sacramento St.	87 82	
												304	N	UC Irvine	68 61	
LAST 10 Division I																
144	A	Portland	49 69	108	A	San Diego	50 54									
13	A	Gonzaga	38 56	68	A	BYU	44 57									
291	H	LMU (CA)	70 68	13	H	Gonzaga	46 69									
190	H	Pepperdine	64 70	144	H	Portland	66 73									
204	A	Santa Clara	72 66	190	A	Pepperdine	70 82									

Non-Div I Games:

San Francisco

■ Loss,
 ■ Non-Conf,
 ■ S Site,
 ■ Home
 ■ Away
 N Neutral

Average RPI Win:	227	WON-LOST	WINNING	LAST 10	STRENGTH OF	OPP. STRENGTH	TEAM	ADJ.	CONF.	ADJ CONF.
Average RPI Loss:	184	RECORD	PCT. RANK	GAMES	SCHEDULE	OF SCHEDULE	RPI	RPI	RPI	RPI
DIV. I ONLY	14- 10	120	6-4	249	215	165	165	17	17	
DIV. I NON-CONF.	5- 5	164	0	296	206	237	237	22	22	
TOTALS	RPI 1-25	RPI 26-50	W-L RECORDS	RPI 51-100	RPI 101-150	RPI 150+				
14- 10	0- 0	0- 0	OVERALL	0- 3	3- 0	11- 7				
8- 3	0- 0	0- 0	HOME	0- 1	3- 0	5- 2				
6- 5	0- 0	0- 0	AWAY	0- 1	0- 0	6- 4				
0- 2	0- 0	0- 0	NEUTRAL	0- 1	0- 0	0- 1				
5- 5	0- 0	0- 0	NON-CONFERENCE	0- 1	2- 0	3- 4				
4- 0	0- 0	0- 0	HOME	0- 0	2- 0	2- 0				
1- 3	0- 0	0- 0	AWAY	0- 0	0- 0	1- 3				
0- 2	0- 0	0- 0	NEUTRAL	0- 1	0- 0	0- 1				
9- 5	0- 0	0- 0	CONFERENCE	0- 2	1- 0	8- 3				
4- 3	0- 0	0- 0	HOME	0- 1	1- 0	3- 2				
5- 2	0- 0	0- 0	AWAY	0- 1	0- 0	5- 1				
0- 0	0- 0	0- 0	NEUTRAL	0- 0	0- 0	0- 0				

RPI 1-25			RPI 26-50			RPI 51-100			RPI 101+ Team's RPI: 165		
RPI	S	Opponent	Score	RPI	S	Opponent	Score	RPI	S	Opponent	Score
						59 A Fresno St.	76 78	108 H San Diego		88 82	
						59 H Fresno St.	76 85	115 H Boise St.		74 61	
						68 N BYU	56 75	133 H Buffalo		95 88	
								161 N Northern Ariz.		64 67	
								195 A Wyoming		45 80	
								198 H UNLV		62 60	
								199 A New Mexico		81 80	
								199 H New Mexico		89 85	
								204 A Santa Clara		81 89	
								226 A CSU Bakersfield		71 75	
								243 H San Diego St.		84 67	
								256 A Nevada		72 70	
								256 H Nevada		76 80	
								265 A Colorado St.		58 53	
								267 A UC Santa Barbara		73 70	
								285 A Utah St.		76 61	
								299 H Sacramento St.		73 67	
								303 A Air Force		68 60	
								303 H Air Force		66 67	
								304 A UC Irvine		77 79	
								306 H Eastern Wash.		84 66	
LAST 10 Division I											
303	H	Air Force	66 67	303	A	Air Force	68 60				
59	A	Fresno St.	76 78	199	H	New Mexico	89 85				
256	H	Nevada	76 80	198	H	UNLV	62 60				
195	A	Wyoming	45 80	265	A	Colorado St.	58 53				
115	H	Boise St.	74 61	256	A	Nevada	72 70				

Non-Div I Games: La Verne 128 62

San Jose St.

Santa Clara

Through Games Of Feb. 17, 2020

Average RPI Win:	187	WON-LOST	WINNING	LAST 10	STRENGTH OF	OPP. STRENGTH	TEAM	ADJ.	CONF.	ADJ CONF.
Average RPI Loss:	136	RECORD	PCT. RANK	GAMES	SCHEDULE	OF SCHEDULE	RPI	RPI	RPI	RPI
DIV. I ONLY	8- 16	263	1-9	85	132	204	204	11	11	
DIV. I NON-CONF.	5- 5	164	0	50	193	93	93	11	11	
TOTALS	RPI 1-25	RPI 26-50	W-L RECORDS	RPI 51-100	RPI 101-150	RPI 150+				
8- 16	0- 4	0- 0	OVERALL	1- 1	1- 4	6- 7				
4- 6	0- 1	0- 0	HOME	1- 0	1- 1	2- 4				
3- 9	0- 3	0- 0	AWAY	0- 1	0- 3	3- 2				
1- 1	0- 0	0- 0	NEUTRAL	0- 0	0- 0	1- 1				
5- 5	0- 2	0- 0	NON-CONFERENCE	1- 0	0- 1	4- 2				
2- 1	0- 0	0- 0	HOME	1- 0	0- 0	1- 1				
2- 3	0- 2	0- 0	AWAY	0- 0	0- 1	2- 0				
1- 1	0- 0	0- 0	NEUTRAL	0- 0	0- 0	1- 1				
3- 11	0- 2	0- 0	CONFERENCE	0- 1	1- 3	2- 5				
2- 5	0- 1	0- 0	HOME	0- 0	1- 1	1- 3				
1- 6	0- 1	0- 0	AWAY	0- 1	0- 2	1- 2				
0- 0	0- 0	0- 0	NEUTRAL	0- 0	0- 0	0- 0				

RPI 1-25				RPI 26-50				RPI 51-100				RPI 101+ Team's RPI: 204			
RPI	S	Opponent	Score	RPI	S	Opponent	Score	RPI	S	Opponent	Score	RPI	S	Opponent	Score
4	A	Missouri St.	64 71					59	H	Fresno St.	90 66	108	A	San Diego	47 50
13	A	Gonzaga	46 53					68	A	BYU	48 71	116	H	Pacific	75 65
13	H	Gonzaga	52 67									134	A	California	65 69
24	A	Arizona	52 65									144	A	Portland	62 84
												144	H	Portland	77 80
												155	H	Saint Mary's (CA)	87 95
												159	A	UC Davis	62 61
												165	H	San Jose St.	89 81
												173	N	Montana	68 58
												189	N	Delaware	80 81
												190	A	Pepperdine	71 79
												190	H	Pepperdine	61 79
												236	A	San Francisco	80 72
												236	H	San Francisco	66 72
												276	H	Long Beach St.	46 54
												291	A	LMU (CA)	59 75
												291	H	LMU (CA)	76 60
												298	A	CSUN	76 55
LAST 10 Division I															
13	A	Gonzaga	46 53	68	A	BYU	48 71								
144	A	Portland	62 84	108	A	San Diego	47 50								
190	H	Pepperdine	61 79	144	H	Portland	77 80								
291	H	LMU (CA)	76 60	13	H	Gonzaga	52 67								
236	H	San Francisco	66 72	291	A	LMU (CA)	59 75								

Non-Div I Games: UC Santa Cruz 109 51

Santa Clara

Loss, Non-Conf, S Site, H Home A Away N Neutral

Average RPI Win:	301	WON-LOST	WINNING	LAST 10	STRENGTH OF	OPP. STRENGTH	TEAM	ADJ.	CONF.	ADJ CONF.
Average RPI Loss:	216	RECORD	PCT. RANK	GAMES	SCHEDULE	OF SCHEDULE	RPI	RPI	RPI	RPI
DIV. I ONLY	9- 12	224	6-4	337	341	307	307	31	31	
DIV. I NON-CONF.	3- 7	252	0	260	303	295	295	32	32	
TOTALS	RPI 1-25	RPI 26-50	W-L RECORDS	RPI 51-100	RPI 101-150	RPI 150+				
9- 12	0- 0	0- 0	OVERALL	0- 1	0- 2	9- 9				
7- 4	0- 0	0- 0	HOME	0- 1	0- 1	7- 2				
2- 8	0- 0	0- 0	AWAY	0- 0	0- 1	2- 7				
0- 0	0- 0	0- 0	NEUTRAL	0- 0	0- 0	0- 0				
3- 7	0- 0	0- 0	NON-CONFERENCE	0- 1	0- 2	3- 4				
2- 2	0- 0	0- 0	HOME	0- 1	0- 1	2- 0				
1- 5	0- 0	0- 0	AWAY	0- 0	0- 1	1- 4				
0- 0	0- 0	0- 0	NEUTRAL	0- 0	0- 0	0- 0				
6- 5	0- 0	0- 0	CONFERENCE	0- 0	0- 0	6- 5				
5- 2	0- 0	0- 0	HOME	0- 0	0- 0	5- 2				
1- 3	0- 0	0- 0	AWAY	0- 0	0- 0	1- 3				
0- 0	0- 0	0- 0	NEUTRAL	0- 0	0- 0	0- 0				

RPI 1-25				RPI 26-50				RPI 51-100				RPI 101+ Team's RPI: 307			
RPI	S	Opponent	Score	RPI	S	Opponent	Score	RPI	S	Opponent	Score	RPI	S	Opponent	Score
								88	H	Montana St.	65 73	118	H	Idaho	84 90
												136	A	Washington	46 78
												161	A	Northern Ariz.	80 88
												180	A	Idaho St.	48 73
												218	H	Grand Canyon	48 56
												222	H	UMKC	65 76
												226	H	CSU Bakersfield	63 57
												231	A	Cal St. Fullerton	63 81
												276	H	Long Beach St.	66 54
												285	A	Utah St.	63 70
												287	A	California Baptist	83 49
												299	H	Sacramento St.	88 84
												313	A	Cal Poly	72 49
												316	A	New Mexico St.	65 83
												316	H	New Mexico St.	67 57
												317	A	UTRGV	81 85
												317	H	UTRGV	78 70
												325	A	Utah Valley	58 70
												325	H	Utah Valley	82 80
												348	H	Chicago St.	80 51
LAST 10 Division I															
				317	H	UTRGV	78 70	218	H	Grand Canyon	48 56				
				316	H	New Mexico St.	67 57	316	A	New Mexico St.	65 83				
				325	H	Utah Valley	82 80	317	A	UTRGV	81 85				
				287	A	California Baptist	83 49	325	A	Utah Valley	58 70				
				226	H	CSU Bakersfield	63 57	348	H	Chicago St.	80 51				

Non-Div I Games: Warner Pacific 89 47 Saint Martin's 91 81 Central Wash. 75 65

Seattle U

Loss, Non-Conf, S Site, H Home A Away N Neutral

Average RPI Win:	169	WON-LOST	WINNING	LAST 10	STRENGTH OF	OPP. STRENGTH	TEAM	ADJ.	CONF.	ADJ CONF.
Average RPI Loss:	50	RECORD	PCT. RANK	GAMES	SCHEDULE	OF SCHEDULE	RPI	RPI	RPI	RPI
DIV. I ONLY	16- 10	100	6-4	51	76	66	66	6	6	
DIV. I NON-CONF.	7- 4	100	0	62	132	89	89	6	6	
TOTALS	RPI 1-25	RPI 26-50	W-L RECORDS	RPI 51-100	RPI 101-150	RPI 150+				
16- 10	0- 4	2- 2	OVERALL	2- 3	4- 1	8- 0				
8- 5	0- 3	2- 0	HOME	0- 2	2- 0	4- 0				
6- 4	0- 1	0- 2	AWAY	2- 0	1- 1	3- 0				
2- 1	0- 0	0- 0	NEUTRAL	0- 1	1- 0	1- 0				
7- 4	0- 2	0- 0	NON-CONFERENCE	0- 1	2- 1	5- 0				
4- 2	0- 2	0- 0	HOME	0- 0	1- 0	3- 0				
1- 1	0- 0	0- 0	AWAY	0- 0	0- 1	1- 0				
2- 1	0- 0	0- 0	NEUTRAL	0- 1	1- 0	1- 0				
9- 6	0- 2	2- 2	CONFERENCE	2- 2	2- 0	3- 0				
4- 3	0- 1	2- 0	HOME	0- 2	1- 0	1- 0				
5- 3	0- 1	0- 2	AWAY	2- 0	1- 0	2- 0				
0- 0	0- 0	0- 0	NEUTRAL	0- 0	0- 0	0- 0				

RPI 1-25				RPI 26-50				RPI 51-100				RPI 101+			
RPI	S	Opponent	Score	RPI	S	Opponent	Score	RPI	S	Opponent	Score	RPI	S	Opponent	Score
7	H	UConn	78 92	33	A	Marquette	60 81	66	H	St. John's (NY)	66 82	101	N	Vanderbilt	69 65
16	H	Princeton	76 78	33	H	Marquette	72 60	73	N	Georgia Tech	54 79	117	H	VCU	53 33
20	A	DePaul	68 85	40	A	Creighton	66 78	93	A	Butler	67 62	129	A	Lehigh	68 75
20	H	DePaul	76 86	40	H	Creighton	82 70	100	A	Villanova	65 63	141	A	Providence	71 45
								100	H	Villanova	55 61	141	H	Providence	97 55
												185	H	Lafayette	74 50
												228	A	Iona	89 37
												229	N	Saint Joseph's	55 39
												234	H	Fairfield	74 44
												247	A	Georgetown	61 47
												247	H	Georgetown	79 60
												253	A	Xavier	83 61
												309	H	Sacred Heart	95 69
LAST 10 Division I															
				40	A	Creighton	66 78	247	A	Georgetown	61 47				
				141	A	Providence	71 45	66	H	St. John's (NY)	66 82				
				20	H	DePaul	76 86	141	H	Providence	97 55				
				33	H	Marquette	72 60	40	H	Creighton	82 70				
				100	A	Villanova	65 63	33	A	Marquette	60 81				

Non-Div I Games:

Seton Hall

■ Loss,
 ■ Non-Conf,
 ■ S Site,
 ■ H Home
 ■ A Away
 N Neutral

Average RPI Win: 282				WON-LOST	WINNING	LAST 10	STRENGTH OF		OPP. STRENGTH	TEAM	ADJ.	CONF.	ADJ CONF.
Average RPI Loss: 172				RECORD	PCT. RANK	GAMES	SCHEDULE		OF SCHEDULE	RPI	RPI	RPI	RPI
DIV. I ONLY				8- 15	257	6-4	201		330	275	275	24	24
DIV. I NON-CONF.				2- 7	288	0	128		343	287	287	25	25
TOTALS		RPI 1-25		RPI 26-50		W-L RECORDS		RPI 51-100		RPI 101-150		RPI 150+	
8- 15		0- 0		0- 0		OVERALL		0- 5		0- 2		8- 8	
5- 6		0- 0		0- 0		HOME		0- 2		0- 0		5- 4	
3- 9		0- 0		0- 0		AWAY		0- 3		0- 2		3- 4	
0- 0		0- 0		0- 0		NEUTRAL		0- 0		0- 0		0- 0	
2- 7		0- 0		0- 0		NON-CONFERENCE		0- 2		0- 2		2- 3	
2- 1		0- 0		0- 0		HOME		0- 0		0- 0		2- 1	
0- 6		0- 0		0- 0		AWAY		0- 2		0- 2		0- 2	
0- 0		0- 0		0- 0		NEUTRAL		0- 0		0- 0		0- 0	
6- 8		0- 0		0- 0		CONFERENCE		0- 3		0- 0		6- 5	
3- 5		0- 0		0- 0		HOME		0- 2		0- 0		3- 3	
3- 3		0- 0		0- 0		AWAY		0- 1		0- 0		3- 2	
0- 0		0- 0		0- 0		NEUTRAL		0- 0		0- 0		0- 0	

RPI 1-25				RPI 26-50				RPI 51-100				RPI 101+				Team's RPI: 275	
RPI	S	Opponent	Score	RPI	S	Opponent	Score	RPI	S	Opponent	Score	RPI	S	Opponent	Score		
								61	A	Penn	44 92	102	A	Colgate	51 88		
								64	H	Marist	55 78	149	A	Massachusetts	55 61		
								96	A	Harvard	51 68	168	H	Binghamton	62 89		
								97	A	Rider	66 70	184	A	Quinnipiac	68 60		
								97	H	Rider	38 69	184	H	Quinnipiac	52 66		
												193	A	Fla. Atlantic	39 83		
												221	A	Manhattan	59 49		
												221	H	Manhattan	50 80		
												234	H	Fairfield	35 65		
												266	A	Niagara	61 68		
												266	H	Niagara	59 54		
												279	H	Monmouth	51 39		
												309	H	Sacred Heart	68 57		
												314	H	Albany (NY)	52 46		
												320	A	Fairleigh Dickinson	58 67		
												330	A	Saint Peter's	83 87		
												340	A	Canisius	68 63		
												340	H	Canisius	72 43		
LAST 10 Division I																	
				64	H	Marist	55 78	266	H	Niagara	59 54						
				97	H	Rider	38 69	279	H	Monmouth	51 39						
				184	A	Quinnipiac	68 60	97	A	Rider	66 70						
				221	A	Manhattan	59 49	221	H	Manhattan	50 80						
				340	H	Canisius	72 43	340	A	Canisius	68 63						

Non-Div I Games:

Siena

■ Loss, ■ Non-Conf, S Site, H Home A Away N Neutral

South Alabama

Through Games Of Feb. 17, 2020

Average RPI Win:	260	WON-LOST	WINNING	LAST 10	STRENGTH OF	OPP. STRENGTH	TEAM	ADJ.	CONF.	ADJ CONF.
Average RPI Loss:	139	RECORD	PCT. RANK	GAMES	SCHEDULE	OF SCHEDULE	RPI	RPI	RPI	RPI
DIV. I ONLY	10- 13	217	6-4	231	207	238	238	21	21	
DIV. I NON-CONF.	3- 7	252	0	250	66	288	288	19	19	
TOTALS	RPI 1-25	RPI 26-50	W-L RECORDS	RPI 51-100	RPI 101-150	RPI 150+				
10- 13	0- 0	0- 2	OVERALL	1- 3	0- 3	9- 5				
6- 6	0- 0	0- 1	HOME	1- 2	0- 2	5- 1				
4- 7	0- 0	0- 1	AWAY	0- 1	0- 1	4- 4				
0- 0	0- 0	0- 0	NEUTRAL	0- 0	0- 0	0- 0				
3- 7	0- 0	0- 1	NON-CONFERENCE	1- 1	0- 2	2- 3				
2- 4	0- 0	0- 1	HOME	1- 1	0- 1	1- 1				
1- 3	0- 0	0- 0	AWAY	0- 0	0- 1	1- 2				
0- 0	0- 0	0- 0	NEUTRAL	0- 0	0- 0	0- 0				
7- 6	0- 0	0- 1	CONFERENCE	0- 2	0- 1	7- 2				
4- 2	0- 0	0- 0	HOME	0- 1	0- 1	4- 0				
3- 4	0- 0	0- 1	AWAY	0- 1	0- 0	3- 2				
0- 0	0- 0	0- 0	NEUTRAL	0- 0	0- 0	0- 0				

RPI S	Opponent	Score	RPI S	Opponent	Score	RPI S	Opponent	Score	RPI S	Opponent	Score	Team's RPI: 238
47	H Rutgers	56 77	48	A Troy	68 85	81	H Alabama	62 74	105	H Auburn	62 82	
						82	A Coastal Caro.	73 76	107	H UT Arlington	45 68	
						82	H Coastal Caro.	62 71	127	A UAB	61 77	
						95	H A&M-Corpus Christi	83 82	158	A Tulane	62 53	
									188	H Miami (OH)	73 76	
									203	A Louisiana	68 73	
									203	H Louisiana	78 63	
									208	A Southern Miss.	55 62	
									240	A Appalachian St.	59 71	
									240	H Appalachian St.	81 66	
									259	H Texas St.	78 76	
									284	A ETSU	60 65	
									301	A Ga. Southern	71 65	
									308	A Georgia St.	81 64	
									336	H Tennessee St.	70 48	
									350	A La.-Monroe	73 39	
									350	H La.-Monroe	72 63	
LAST 10 Division I												
82	A Coastal Caro.	73 76	259	H Texas St.	78 76							
240	A Appalachian St.	59 71	107	H UT Arlington	45 68							
350	A La.-Monroe	73 39	301	A Ga. Southern	71 65							
203	H Louisiana	78 63	308	A Georgia St.	81 64							
48	A Troy	68 85	350	H La.-Monroe	72 63							

Non-Div I Games: William Carey 68 52 Mobile 103 59

South Alabama

Loss, Non-Conf, S Site, H Home A Away N Neutral

South Carolina

Through Games Of Feb. 17, 2020

Average RPI Win:	100	WON-LOST	WINNING	LAST 10	STRENGTH OF	OPP. STRENGTH	TEAM	ADJ.	CONF.	ADJ CONF.
Average RPI Loss:	18	RECORD	PCT. RANK	GAMES	SCHEDULE	OF SCHEDULE	RPI	RPI	RPI	RPI
DIV. I ONLY	25- 1	1	10-0	13	2	2	2	4	4	
DIV. I NON-CONF.	13- 1	9	1-0	21	5	3	3	5	5	
TOTALS	RPI 1-25	RPI 26-50	W-L RECORDS	RPI 51-100	RPI 101-150	RPI 150+				
25- 1	5- 1	6- 0	OVERALL	5- 0	4- 0	5- 0				
13- 0	3- 0	4- 0	HOME	1- 0	2- 0	3- 0				
10- 0	1- 0	2- 0	AWAY	3- 0	2- 0	2- 0				
2- 1	1- 1	0- 0	NEUTRAL	1- 0	0- 0	0- 0				
13- 1	3- 1	4- 0	NON-CONFERENCE	2- 0	0- 0	4- 0				
7- 0	1- 0	3- 0	HOME	0- 0	0- 0	3- 0				
4- 0	1- 0	1- 0	AWAY	1- 0	0- 0	1- 0				
2- 1	1- 1	0- 0	NEUTRAL	1- 0	0- 0	0- 0				
12- 0	2- 0	2- 0	CONFERENCE	3- 0	4- 0	1- 0				
6- 0	2- 0	1- 0	HOME	1- 0	2- 0	0- 0				
6- 0	0- 0	1- 0	AWAY	2- 0	2- 0	1- 0				
0- 0	0- 0	0- 0	NEUTRAL	0- 0	0- 0	0- 0				

RPI	S	Opponent	Score	RPI	S	Opponent	Score	RPI	S	Opponent	Score	RPI	S	Opponent	Score
3	A	Maryland	63 54	31	H	Duke	89 46	56	H	Tennessee	69 48	101	A	Vanderbilt	93 57
5	N	Baylor	74 59	34	H	Purdue	85 49	75	A	Temple	78 71	101	H	Vanderbilt	95 44
7	H	UConn	70 52	37	A	Arkansas	86 65	79	A	Georgia	88 53	105	H	Auburn	79 53
11	H	Mississippi St.	81 79	37	H	Arkansas	91 82	81	A	Alabama	93 78	140	A	Missouri	78 45
18	N	Indiana	57 71	39	H	South Dakota	73 60	99	N	Washington St.	68 53	219	A	Clemson	84 48
22	H	Kentucky	99 72	50	A	Dayton	75 49					240	H	Appalachian St.	92 50
												281	A	Ole Miss	87 32
												326	H	Alabama St.	103 43
												331	H	USC Upstate	112 32
LAST 10 Division I															
101	H	Vanderbilt	95 44	281	A	Ole Miss	87 32								
105	H	Auburn	79 53	79	A	Georgia	88 53								
7	H	UConn	70 52	11	H	Mississippi St.	81 79								
37	A	Arkansas	86 65	140	A	Missouri	78 45								
56	H	Tennessee	69 48	101	A	Vanderbilt	93 57								

Non-Div I Games:

South Carolina

Loss, Non-Conf, S Site, H Home A Away N Neutral

Average RPI Win:	332	WON-LOST	WINNING	LAST 10	STRENGTH OF	OPP. STRENGTH	TEAM	ADJ.	CONF.	ADJ CONF.
Average RPI Loss:	243	RECORD	PCT. RANK	GAMES	SCHEDULE	OF SCHEDULE	RPI	RPI	RPI	RPI
DIV. I ONLY	3- 22	338	1-9	343	348	349	349	29	29	
DIV. I NON-CONF.	1- 12	335	0	324	346	347	347	29	29	
TOTALS	RPI 1-25	RPI 26-50	W-L RECORDS	RPI 51-100	RPI 101-150	RPI 150+				
3- 22	0- 0	0- 0	OVERALL	0- 1	0- 1	3- 20				
1- 10	0- 0	0- 0	HOME	0- 0	0- 1	1- 9				
2- 11	0- 0	0- 0	AWAY	0- 1	0- 0	2- 10				
0- 1	0- 0	0- 0	NEUTRAL	0- 0	0- 0	0- 1				
1- 12	0- 0	0- 0	NON-CONFERENCE	0- 1	0- 0	1- 11				
0- 5	0- 0	0- 0	HOME	0- 0	0- 0	0- 5				
1- 6	0- 0	0- 0	AWAY	0- 1	0- 0	1- 5				
0- 1	0- 0	0- 0	NEUTRAL	0- 0	0- 0	0- 1				
2- 10	0- 0	0- 0	CONFERENCE	0- 0	0- 1	2- 9				
1- 5	0- 0	0- 0	HOME	0- 0	0- 1	1- 4				
1- 5	0- 0	0- 0	AWAY	0- 0	0- 0	1- 5				
0- 0	0- 0	0- 0	NEUTRAL	0- 0	0- 0	0- 0				

RPI S	Opponent	Score	RPI S	Opponent	Score	RPI S	Opponent	Score	RPI S	Opponent	Score	Team's RPI: 349
						82 A	Coastal Caro.	44 85	112 H	Bethune-Cookman	55 66	
									157 A	N.C. A&T	55 66	
									162 N	North Ala.	46 99	
									192 A	Norfolk St.	42 76	
									198 A	UNLV	57 66	
									201 H	Radford	45 60	
									215 H	North Dakota	53 95	
									227 A	UNC Asheville	51 82	
									246 A	Morgan St.	47 77	
									246 H	Morgan St.	47 60	
									250 A	Howard	47 78	
									257 H	Col. of Charleston	55 76	
									270 A	UNCW	46 84	
									271 H	Delaware St.	64 76	
									308 A	Georgia St.	52 77	
									311 A	N.C. Central	49 90	
									312 H	Presbyterian	49 70	
									322 H	Mercer	55 66	
									323 H	UMES	60 55	
									328 A	Coppin St.	71 60	
									328 H	Coppin St.	42 61	
									331 A	USC Upstate	47 58	
									343 H	Florida A&M	39 44	
									345 A	Charleston So.	81 75	
LAST 10 Division I												
			246 H	Morgan St.	47 60		112 H	Bethune-Cookman	55 66			
			328 H	Coppin St.	42 61		192 A	Norfolk St.	42 76			
			271 H	Delaware St.	64 76		323 H	UMES	60 55			
			157 A	N.C. A&T	55 66		343 H	Florida A&M	39 44			
			311 A	N.C. Central	49 90		250 A	Howard	47 78			

Non-Div I Games:

South Carolina St.

Loss, Non-Conf, S Site, H Home A Away N Neutral

South Dakota

Through Games Of Feb. 17, 2020

Average RPI Win:	195	WON-LOST	WINNING	LAST 10	STRENGTH OF	OPP. STRENGTH	TEAM	ADJ.	CONF.	ADJ CONF.
Average RPI Loss:	3	RECORD	PCT. RANK	GAMES	SCHEDULE	OF SCHEDULE	RPI	RPI	RPI	RPI
DIV. I ONLY	23- 2	7	10-0	215	90	39	39	19	19	
DIV. I NON-CONF.	10- 2	29	0	74	2	18	18	18	18	
TOTALS	RPI 1-25	RPI 26-50	W-L RECORDS	RPI 51-100	RPI 101-150	RPI 150+				
23- 2	1- 2	2- 0	OVERALL	1- 0	4- 0	15- 0				
11- 1	0- 1	2- 0	HOME	1- 0	1- 0	7- 0				
10- 1	0- 1	0- 0	AWAY	0- 0	3- 0	7- 0				
2- 0	1- 0	0- 0	NEUTRAL	0- 0	0- 0	1- 0				
10- 2	1- 2	2- 0	NON-CONFERENCE	0- 0	4- 0	3- 0				
5- 1	0- 1	2- 0	HOME	0- 0	1- 0	2- 0				
3- 1	0- 1	0- 0	AWAY	0- 0	3- 0	0- 0				
2- 0	1- 0	0- 0	NEUTRAL	0- 0	0- 0	1- 0				
13- 0	0- 0	0- 0	CONFERENCE	1- 0	0- 0	12- 0				
6- 0	0- 0	0- 0	HOME	1- 0	0- 0	5- 0				
7- 0	0- 0	0- 0	AWAY	0- 0	0- 0	7- 0				
0- 0	0- 0	0- 0	NEUTRAL	0- 0	0- 0	0- 0				

RPI 1-25				RPI 26-50				Team's RPI: 39				RPI 51-100				RPI 101+			
RPI	S	Opponent	Score	RPI	S	Opponent	Score	RPI	S	Opponent	Score	RPI	S	Opponent	Score	RPI	S	Opponent	Score
2	A	South Carolina	60 73	36	H	Drake	102 94	86	H	South Dakota St.	83 48	111	A	Utah	84 81				
4	H	Missouri St.	66 74	40	H	Creighton	72 65					126	A	Northeastern	80 76				
23	N	Ohio St.	68 53									139	A	Green Bay	66 60				
												140	H	Missouri	72 56				
												173	H	Montana	96 64				
												179	N	Northern Ill.	91 48				
												193	A	Western Ill.	96 65				
												193	H	Western Ill.	88 51				
												210	A	Oral Roberts	77 73				
												210	H	Oral Roberts	79 56				
												215	A	North Dakota	93 46				
												258	A	Denver	92 60				
												258	H	Denver	104 61				
												292	A	North Dakota St.	80 36				
												310	A	Omaha	71 39				
												310	H	Omaha	77 44				
												328	H	Coppin St.	82 44				
												329	A	Purdue Fort Wayne	62 41				
												329	H	Purdue Fort Wayne	79 25				
LAST 10 Division I																			
210	A	Oral Roberts	77 73	210	H	Oral Roberts	79 56												
193	H	Western Ill.	88 51	329	H	Purdue Fort Wayne	79 25												
215	A	North Dakota	93 46	86	H	South Dakota St.	83 48												
258	A	Denver	92 60	292	A	North Dakota St.	80 36												
310	A	Omaha	71 39	310	H	Omaha	77 44												

Non-Div I Games: Mt. Marty 110 39

South Dakota

Loss, Non-Conf, S Site, H Home A Away N Neutral

Average RPI Win:	221	WON-LOST	WINNING	LAST 10	STRENGTH OF	OPP. STRENGTH	TEAM	ADJ.	CONF.	ADJ CONF.
Average RPI Loss:	57	RECORD	PCT. RANK	GAMES	SCHEDULE	OF SCHEDULE	RPI	RPI	RPI	RPI
DIV. I ONLY	18- 8	61	8-2	143	110	86	86	19	19	
DIV. I NON-CONF.	7- 6	161	0	25	11	64	64	18	18	
TOTALS	RPI 1-25	RPI 26-50	W-L RECORDS	RPI 51-100	RPI 101-150	RPI 150+				
18- 8	0- 2	0- 5	OVERALL	2- 0	2- 0	14- 1				
10- 3	0- 1	0- 1	HOME	1- 0	0- 0	9- 1				
6- 4	0- 1	0- 3	AWAY	0- 0	1- 0	5- 0				
2- 1	0- 0	0- 1	NEUTRAL	1- 0	1- 0	0- 0				
7- 6	0- 2	0- 4	NON-CONFERENCE	2- 0	2- 0	3- 0				
4- 2	0- 1	0- 1	HOME	1- 0	0- 0	3- 0				
1- 3	0- 1	0- 2	AWAY	0- 0	1- 0	0- 0				
2- 1	0- 0	0- 1	NEUTRAL	1- 0	1- 0	0- 0				
11- 2	0- 0	0- 1	CONFERENCE	0- 0	0- 0	11- 1				
6- 1	0- 0	0- 0	HOME	0- 0	0- 0	6- 1				
5- 1	0- 0	0- 1	AWAY	0- 0	0- 0	5- 0				
0- 0	0- 0	0- 0	NEUTRAL	0- 0	0- 0	0- 0				

RPI 1-25				RPI 26-50				RPI 51-100 Team's RPI: 86				RPI 101+			
RPI	S	Opponent	Score	RPI	S	Opponent	Score	RPI	S	Opponent	Score	RPI	S	Opponent	Score
1	A	Oregon	56 95	29	N	FGCU	70 71	70	N	South Fla.	61 50	110	N	Notre Dame	65 59
17	H	Central Mich.	74 79	33	H	Marquette	58 65	88	H	Montana St.	60 50	139	A	Green Bay	60 55
				36	A	Drake	67 74					193	A	Western Ill.	89 48
				39	A	South Dakota	48 83					193	H	Western Ill.	75 45
				40	A	Creighton	48 61					195	H	Wyoming	67 40
												197	H	Chattanooga	71 56
												210	A	Oral Roberts	76 61
												210	H	Oral Roberts	58 44
												215	H	North Dakota	99 64
												258	A	Denver	86 79
												258	H	Denver	62 72
												292	H	North Dakota St.	60 52
												310	A	Omaha	68 51
												310	H	Omaha	69 59
												328	H	Coppin St.	94 41
												329	A	Purdue Fort Wayne	100 69
												329	H	Purdue Fort Wayne	89 43
LAST 10 Division I															
329	H	Purdue Fort Wayne	89 43	292	H	North Dakota St.	60 52								
258	H	Denver	62 72	39	A	South Dakota	48 83								
310	H	Omaha	69 59	215	H	North Dakota	99 64								
210	A	Oral Roberts	76 61	329	A	Purdue Fort Wayne	100 69								
193	A	Western Ill.	89 48	258	A	Denver	86 79								

Non-Div I Games: Dakota Wesleyan 77 46

South Dakota St.

Average RPI Win:	169	WON-LOST	WINNING	LAST 10	STRENGTH OF	OPP. STRENGTH	TEAM	ADJ.	CONF.	ADJ CONF.
Average RPI Loss:	65	RECORD	PCT. RANK	GAMES	SCHEDULE	OF SCHEDULE	RPI	RPI	RPI	RPI
DIV. I ONLY	15- 10	110	6-4	31	88	70	70	9	9	
DIV. I NON-CONF.	8- 6	138	0	38	149	102	102	9	9	
TOTALS	RPI 1-25	RPI 26-50	W-L RECORDS	RPI 51-100	RPI 101-150	RPI 150+				
15- 10	0- 3	1- 2	OVERALL	2- 3	3- 1	9- 1				
12- 2	0- 1	1- 1	HOME	2- 0	2- 0	7- 0				
3- 4	0- 1	0- 0	AWAY	0- 2	1- 0	2- 1				
0- 4	0- 1	0- 1	NEUTRAL	0- 1	0- 1	0- 0				
8- 6	0- 2	1- 1	NON-CONFERENCE	0- 1	2- 1	5- 1				
8- 0	0- 0	1- 0	HOME	0- 0	2- 0	5- 0				
0- 2	0- 1	0- 0	AWAY	0- 0	0- 0	0- 1				
0- 4	0- 1	0- 1	NEUTRAL	0- 1	0- 1	0- 0				
7- 4	0- 1	0- 1	CONFERENCE	2- 2	1- 0	4- 0				
4- 2	0- 1	0- 1	HOME	2- 0	0- 0	2- 0				
3- 2	0- 0	0- 0	AWAY	0- 2	1- 0	2- 0				
0- 0	0- 0	0- 0	NEUTRAL	0- 0	0- 0	0- 0				

RPI S	Opponent	Score	RPI S	Opponent	Score	RPI S	Opponent	Score	RPI S	Opponent	Score
5	A Baylor	46 58	29	N FGCU	77 81	75	A Temple	66 69	110	N Notre Dame	51 67
7	H UConn	47 67	41	H Texas	64 57	75	H Temple	99 51	117	H VCU	77 55
11	N Mississippi St.	61 86	44	H UCF	57 64	85	A Cincinnati	55 60	118	H Idaho	67 64
						85	H Cincinnati	76 68	146	A Wichita St.	56 50
						86	N South Dakota St.	50 61	158	A Tulane	53 43
									158	H Tulane	63 56
									167	H Houston	74 45
									174	H Jacksonville	70 39
									198	A UNLV	51 61
									214	H Brown	70 60
									244	A Tulsa	68 52
									250	H Howard	82 53
									255	H Saint Francis (PA)	62 23
									326	H Alabama St.	80 29
LAST 10 Division I											
7	H UConn	47 67	158	H Tulane	63 56						
158	A Tulane	53 43	146	A Wichita St.	56 50						
75	H Temple	99 51	44	H UCF	57 64						
85	A Cincinnati	55 60	75	A Temple	66 69						
167	H Houston	74 45	244	A Tulsa	68 52						

Non-Div I Games:

South Fla.

■ Loss,
 ■ Non-Conf,
 ■ S Site,
 ■ Home
 ■ A Away
 N Neutral

Through Games of Feb. 17, 1918									
Average RPI Win: 247	WON-LOST	WINNING	LAST 10	STRENGTH OF	OPP. STRENGTH	TEAM	ADJ.	CONF.	ADJ CONF.
Average RPI Loss: 152	RECORD	PCT. RANK	GAMES	SCHEDULE	OF SCHEDULE	RPI	RPI	RPI	RPI
DIV. I ONLY	18- 5	35	10-0	336	228	122	122	20	20
DIV. I NON-CONF.	6- 3	90	0	344	142	175	175	23	23

TOTALS	RPI 1-25	RPI 26-50		W-L RECORDS		RPI 51-100	RPI 101-150	RPI 150+	
18- 5	0- 0	0- 0		OVERALL		2- 2	0- 0	16- 3	
9- 1	0- 0	0- 0		HOME		2- 1	0- 0	7- 0	
9- 4	0- 0	0- 0		AWAY		0- 1	0- 0	9- 3	
0- 0	0- 0	0- 0		NEUTRAL		0- 0	0- 0	0- 0	
6- 3	0- 0	0- 0		NON-CONFERENCE		1- 1	0- 0	5- 2	
2- 0	0- 0	0- 0		HOME		1- 0	0- 0	1- 0	
4- 3	0- 0	0- 0		AWAY		0- 1	0- 0	4- 2	
0- 0	0- 0	0- 0		NEUTRAL		0- 0	0- 0	0- 0	
12- 2	0- 0	0- 0		CONFERENCE		1- 1	0- 0	11- 1	
7- 1	0- 0	0- 0		HOME		1- 1	0- 0	6- 0	
5- 1	0- 0	0- 0		AWAY		0- 0	0- 0	5- 1	
0- 0	0- 0	0- 0		NEUTRAL		0- 0	0- 0	0- 0	

RPI 1-25				RPI 26-50				RPI 51-100				RPI 101+				Team's RPI: 122	
RPI	S	Opponent	Score	RPI	S	Opponent	Score	RPI	S	Opponent	Score	RPI	S	Opponent	Score		
								60	H	Belmont	45 57	175	A	Eastern Mich.	64 69		
								62	H	UT Martin	71 69	176	A	Austin Peay	79 66		
								78	H	Southern Ill.	79 65	176	H	Austin Peay	81 43		
								94	A	Saint Louis	61 76	193	A	Western Ill.	91 97		
												196	H	Tennessee Tech	87 72		
												225	A	Eastern Ill.	77 65		
												237	A	Murray St.	62 70		
												237	H	Murray St.	88 73		
												260	A	Arkansas St.	79 67		
												264	A	Eastern Ky.	60 44		
												272	A	Morehead St.	67 61		
												274	H	Jacksonville St.	79 52		
												278	A	Indiana St.	68 58		
												281	A	Ole Miss	70 53		
												324	H	Evansville	83 60		
												329	A	Purdue Fort Wayne	58 48		
												335	A	SIUE	66 56		
												335	H	SIUE	80 57		
												336	H	Tennessee St.	83 54		
				LAST 10 Division I													
				335	H	SIUE	80 57	272	A	Morehead St.	67 61						
				62	H	UT Martin	71 69	225	A	Eastern Ill.	77 65						
				196	H	Tennessee Tech	87 72	335	A	SIUE	66 56						
				274	H	Jacksonville St.	79 52	237	H	Murray St.	88 73						
				264	A	Eastern Ky.	60 44	176	H	Austin Peay	81 43						

Non-Div I Games:	Harris-Stowe	106	64	Mo.-St. Louis	70	56
------------------	--------------	-----	----	---------------	----	----

Southeast Mo. St.

Loss, Non-Conf, S Site, H Home A Away N Neutral

Average RPI Win:	249	WON-LOST	WINNING	LAST 10	STRENGTH OF	OPP. STRENGTH	TEAM	ADJ.	CONF.	ADJ CONF.
Average RPI Loss:	174	RECORD	PCT. RANK	GAMES	SCHEDULE	OF SCHEDULE	RPI	RPI	RPI	RPI
DIV. I ONLY	9- 13	237	5-5	253	287	241	241	23	23	
DIV. I NON-CONF.	2- 6	279	0	191	255	244	244	24	24	
TOTALS	RPI 1-25	RPI 26-50	W-L RECORDS	RPI 51-100	RPI 101-150	RPI 150+				
9- 13	0- 0	0- 1	OVERALL	1- 2	1- 3	7- 7				
5- 3	0- 0	0- 0	HOME	1- 0	1- 1	3- 2				
4- 10	0- 0	0- 1	AWAY	0- 2	0- 2	4- 5				
0- 0	0- 0	0- 0	NEUTRAL	0- 0	0- 0	0- 0				
2- 6	0- 0	0- 1	NON-CONFERENCE	0- 1	1- 0	1- 4				
1- 0	0- 0	0- 0	HOME	0- 0	1- 0	0- 0				
1- 6	0- 0	0- 1	AWAY	0- 1	0- 0	1- 4				
0- 0	0- 0	0- 0	NEUTRAL	0- 0	0- 0	0- 0				
7- 7	0- 0	0- 0	CONFERENCE	1- 1	0- 3	6- 3				
4- 3	0- 0	0- 0	HOME	1- 0	0- 1	3- 2				
3- 4	0- 0	0- 0	AWAY	0- 1	0- 2	3- 1				
0- 0	0- 0	0- 0	NEUTRAL	0- 0	0- 0	0- 0				

RPI S	Opponent	Score	RPI S	Opponent	Score	RPI S	Opponent	Score	RPI S	Opponent	Score	Team's RPI: 241
26	A LSU	52 62	81	A Alabama	50 87	125	A Abilene Christian	53 61				
			90	A SFA	51 77	142	H Jackson St.	63 59				
			95	H A&M-Corpus Christi	48 44	150	A Sam Houston St.	75 81				
						150	H Sam Houston St.	69 84				
						152	H New Orleans	73 57				
						167	A Houston	65 78				
						203	A Louisiana	50 60				
						208	A Southern Miss.	54 62				
						224	H Central Ark.	63 42				
						242	A Louisiana Tech	78 92				
						269	H Lamar University	57 65				
						277	A Nicholls St.	49 54				
						277	H Nicholls St.	65 67				
						286	H Incarnate Word	58 44				
						318	A Houston Baptist	69 59				
						337	A Northwestern St.	72 56				
						341	A McNeese	74 67				
						350	A La.-Monroe	65 52				
LAST 10 Division I												
277	A Nicholls St.	49 54	337	A Northwestern St.	72 56							
150	A Sam Houston St.	75 81	341	A McNeese	74 67							
286	H Incarnate Word	58 44	125	A Abilene Christian	53 61							
152	H New Orleans	73 57	277	H Nicholls St.	65 67							
224	H Central Ark.	63 42	150	H Sam Houston St.	69 84							

Non-Div I Games: LSU-Alexandria 89 67

Southeastern La.

■ Loss,
 ■ Non-Conf, S Site,
 ■ Home
 ■ Away
 N Neutral

Average RPI Win:	166	WON-LOST	WINNING	LAST 10	STRENGTH OF	OPP. STRENGTH	TEAM	ADJ.	CONF.	ADJ CONF.
Average RPI Loss:	56	RECORD	PCT. RANK	GAMES	SCHEDULE	OF SCHEDULE	RPI	RPI	RPI	RPI
DIV. I ONLY	13- 12	172	5-5	25	37	76	76	1	1	
DIV. I NON-CONF.	8- 3	68	0	211	177	107	107	1	1	
TOTALS	RPI 1-25	RPI 26-50	W-L RECORDS	RPI 51-100	RPI 101-150	RPI 150+				
13- 12	2- 6	0- 2	OVERALL	3- 2	2- 1	6- 1				
9- 4	2- 3	0- 1	HOME	2- 0	1- 0	4- 0				
3- 7	0- 3	0- 1	AWAY	0- 1	1- 1	2- 1				
1- 1	0- 0	0- 0	NEUTRAL	1- 1	0- 0	0- 0				
8- 3	0- 1	0- 0	NON-CONFERENCE	2- 1	0- 0	6- 1				
5- 1	0- 1	0- 0	HOME	1- 0	0- 0	4- 0				
2- 1	0- 0	0- 0	AWAY	0- 0	0- 0	2- 1				
1- 1	0- 0	0- 0	NEUTRAL	1- 1	0- 0	0- 0				
5- 9	2- 5	0- 2	CONFERENCE	1- 1	2- 1	0- 0				
4- 3	2- 2	0- 1	HOME	1- 0	1- 0	0- 0				
1- 6	0- 3	0- 1	AWAY	0- 1	1- 1	0- 0				
0- 0	0- 0	0- 0	NEUTRAL	0- 0	0- 0	0- 0				

RPI 1-25				RPI 26-50				RPI 51-100 Team's RPI: 76				RPI 101+			
RPI	S	Opponent	Score	RPI	S	Opponent	Score	RPI	S	Opponent	Score	RPI	S	Opponent	Score
1	H	Oregon	67 93	28	A	Arizona St.	75 76	51	H	Virginia	59 49	111	A	Utah	65 67
8	A	UCLA	59 83	28	H	Arizona St.	54 63	77	A	Colorado	53 66	134	A	California	75 67
8	H	UCLA	70 68					80	N	Nebraska	54 67	136	H	Washington	81 78
9	A	Stanford	59 79					81	N	Alabama	60 57	198	H	UNLV	75 54
14	H	Texas A&M	64 74					99	H	Washington St.	74 63	256	H	Nevada	50 47
15	H	Oregon St.	72 66									267	A	UC Santa Barbara	46 57
24	A	Arizona	57 73									276	H	Long Beach St.	57 40
24	H	Arizona	57 65									283	A	UC Riverside	76 59
												298	A	CSUN	69 53
												317	H	UTRGV	80 43
LAST 10 Division I															
1	H	Oregon	67 93	28	A	Arizona St.	75 76								
15	H	Oregon St.	72 66	136	H	Washington	81 78								
9	A	Stanford	59 79	99	H	Washington St.	74 63								
134	A	California	75 67	8	H	UCLA	70 68								
24	A	Arizona	57 73	111	A	Utah	65 67								

Non-Div I Games:

Southern California

■ Loss,
 ■ Non-Conf,
 ■ S Site,
 ■ H Home
 ■ A Away
 N Neutral

Average RPI Win:	175	WON-LOST	WINNING	LAST 10	STRENGTH OF	OPP. STRENGTH	TEAM	ADJ.	CONF.	ADJ CONF.
Average RPI Loss:	79	RECORD	PCT. RANK	GAMES	SCHEDULE	OF SCHEDULE	RPI	RPI	RPI	RPI
DIV. I ONLY	13- 10	132	4-6	50	118	78	78	8	8	
DIV. I NON-CONF.	8- 3	68	0	111	276	63	63	7	7	
TOTALS	RPI 1-25	RPI 26-50	W-L RECORDS	RPI 51-100	RPI 101-150	RPI 150+				
13- 10	1- 1	1- 2	OVERALL	2- 4	0- 2	9- 1				
6- 4	1- 0	1- 1	HOME	2- 2	0- 0	2- 1				
6- 6	0- 1	0- 1	AWAY	0- 2	0- 2	6- 0				
1- 0	0- 0	0- 0	NEUTRAL	0- 0	0- 0	1- 0				
8- 3	0- 0	0- 0	NON-CONFERENCE	2- 1	0- 1	6- 1				
4- 1	0- 0	0- 0	HOME	2- 0	0- 0	2- 1				
3- 2	0- 0	0- 0	AWAY	0- 1	0- 1	3- 0				
1- 0	0- 0	0- 0	NEUTRAL	0- 0	0- 0	1- 0				
5- 7	1- 1	1- 2	CONFERENCE	0- 3	0- 1	3- 0				
2- 3	1- 0	1- 1	HOME	0- 2	0- 0	0- 0				
3- 4	0- 1	0- 1	AWAY	0- 1	0- 1	3- 0				
0- 0	0- 0	0- 0	NEUTRAL	0- 0	0- 0	0- 0				

RPI	S	Opponent	Score	RPI	S	Opponent	Score	RPI	S	Opponent	Score	RPI	S	Opponent	Score
4	A	Missouri St.	57 88	36	A	Drake	76 91	53	A	IUPUI	78 81	122	A	Southeast Mo. St.	65 79
4	H	Missouri St.	70 68	36	H	Drake	65 73	62	H	UT Martin	70 59	130	A	Loyola Chicago	49 51
				38	H	Bradley	64 50	72	A	UNI	66 71	154	A	Valparaiso	67 51
								72	H	UNI	57 60	175	A	Eastern Mich.	85 54
								91	H	Illinois St.	54 62	178	H	Memphis	66 70
								94	H	Saint Louis	61 53	179	A	Northern Ill.	80 61
												193	N	Western Ill.	79 65
												196	H	Tennessee Tech	76 65
												237	H	Murray St.	76 66
												278	A	Indiana St.	78 55
												324	A	Evansville	70 57
												335	A	SIUE	103 67
LAST 10 Division I															
4	A	Missouri St.	57 88	278	A	Indiana St.	78 55								
72	A	UNI	66 71	324	A	Evansville	70 57								
36	A	Drake	76 91	4	H	Missouri St.	70 68								
38	H	Bradley	64 50	36	H	Drake	65 73								
91	H	Illinois St.	54 62	72	H	UNI	57 60								

Non-Div I Games:

Southern Ill.

■ Loss,
 ■ Non-Conf,
 ■ S Site,
 ■ Home
 ■ A Away
 N Neutral

Seasonal Record				Through Games Of Feb. 17, 1918						
Average RPI Win:	260	WON-LOST	WINNING	LAST 10	STRENGTH OF	OPP. STRENGTH	TEAM	ADJ.	CONF.	ADJ CONF.
Average RPI Loss:	107	RECORD	PCT. RANK	GAMES	SCHEDULE	OF SCHEDULE	RPI	RPI	RPI	RPI
DIV. I ONLY	11- 11	177	3-7	214	160	208	208	13	13	
DIV. I NON-CONF.	6- 3	90	0	308	254	197	197	14	14	

TOTALS	RPI 1-25	RPI 26-50		W-L RECORDS		RPI 51-100	RPI 101-150		RPI 150+	
11- 11	0- 1	0- 2		OVERALL		0- 3	1- 1		10- 4	
7- 6	0- 0	0- 1		HOME		0- 1	1- 1		6- 3	
4- 5	0- 1	0- 1		AWAY		0- 2	0- 0		4- 1	
0- 0	0- 0	0- 0		NEUTRAL		0- 0	0- 0		0- 0	
6- 3	0- 1	0- 0		NON-CONFERENCE		0- 0	1- 0		5- 2	
5- 1	0- 0	0- 0		HOME		0- 0	1- 0		4- 1	
1- 2	0- 1	0- 0		AWAY		0- 0	0- 0		1- 1	
0- 0	0- 0	0- 0		NEUTRAL		0- 0	0- 0		0- 0	
5- 8	0- 0	0- 2		CONFERENCE		0- 3	0- 1		5- 2	
2- 5	0- 0	0- 1		HOME		0- 1	0- 1		2- 2	
3- 3	0- 0	0- 1		AWAY		0- 2	0- 0		3- 0	
0- 0	0- 0	0- 0		NEUTRAL		0- 0	0- 0		0- 0	

RPI 1-25					RPI 26-50					RPI 51-100					RPI 101+					Team's RPI: 208	
RPI	S	Opponent	Score		RPI	S	Opponent	Score		RPI	S	Opponent	Score		RPI	S	Opponent	Score			
11	A	Mississippi St.	58	91	27	A	Old Dominion	50	67	52	H	Middle Tenn.	69	77	117	H	VCU	51	39		
					32	H	Western Ky.	65	81	65	A	Charlotte	59	63	127	H	UAB	68	74		
										83	A	Rice	64	75	158	H	Tulane	58	62		
															167	A	Houston	60	75		
															193	A	Fla. Atlantic	71	67		
															217	H	UTEP	72	89		
															235	H	Marshall	65	80		
															238	H	South Alabama	62	55		
															241	H	Southeastern La.	62	54		
															242	H	Louisiana Tech	66	60		
															252	A	North Texas	65	57		
															281	H	Ole Miss	59	53		
															296	A	FIU	58	53		
															302	H	UTSA	82	65		
															350	A	La.-Monroe	57	42		
															351	H	Mississippi Val.	84	80		
LAST 10 Division I																					
					296	A	FIU	58	53	27	A	Old Dominion	50	67							
					193	A	Fla. Atlantic	71	67	52	H	Middle Tenn.	69	77							
					32	H	Western Ky.	65	81	127	H	UAB	68	74							
					235	H	Marshall	65	80	83	A	Rice	64	75							
					65	A	Charlotte	59	63	252	A	North Texas	65	57							

Non-Div I Games:	Faulkner	71	59	William Carey	77	47
------------------	----------	----	----	---------------	----	----

Southern Miss.

Loss, Non-Conf, S Site, H Home A Away N Neutral

Average RPI Win:	326	WON-LOST	WINNING	LAST 10	STRENGTH OF	OPP. STRENGTH	TEAM	ADJ.	CONF.	ADJ CONF.
Average RPI Loss:	103	RECORD	PCT. RANK	GAMES	SCHEDULE	OF SCHEDULE	RPI	RPI	RPI	RPI
DIV. I ONLY	10- 12	206	8-2	319	276	247	247	32	32	
DIV. I NON-CONF.	0- 9	338	0	58	8	284	284	31	31	
TOTALS	RPI 1-25	RPI 26-50	W-L RECORDS	RPI 51-100	RPI 101-150	RPI 150+				
10- 12	0- 0	0- 4	OVERALL	0- 3	0- 4	10- 1				
6- 1	0- 0	0- 0	HOME	0- 0	0- 1	6- 0				
4- 9	0- 0	0- 4	AWAY	0- 2	0- 3	4- 0				
0- 2	0- 0	0- 0	NEUTRAL	0- 1	0- 0	0- 1				
0- 9	0- 0	0- 4	NON-CONFERENCE	0- 3	0- 1	0- 1				
0- 0	0- 0	0- 0	HOME	0- 0	0- 0	0- 0				
0- 7	0- 0	0- 4	AWAY	0- 2	0- 1	0- 0				
0- 2	0- 0	0- 0	NEUTRAL	0- 1	0- 0	0- 1				
10- 3	0- 0	0- 0	CONFERENCE	0- 0	0- 3	10- 0				
6- 1	0- 0	0- 0	HOME	0- 0	0- 1	6- 0				
4- 2	0- 0	0- 0	AWAY	0- 0	0- 2	4- 0				
0- 0	0- 0	0- 0	NEUTRAL	0- 0	0- 0	0- 0				

RPI 1-25			RPI 26-50			RPI 51-100			RPI 101+			Team's RPI: 247			
RPI	S	Opponent	Score	RPI	S	Opponent	Score	RPI	S	Opponent	Score				
				41	A	Texas	39 93	80	A	Nebraska	39 73	138	A	Texas Southern	56 61
				43	A	Iowa St.	36 69	87	A	Fordham	52 65	142	A	Jackson St.	57 60
				46	A	Oklahoma St.	59 72	99	N	Washington St.	54 69	142	H	Jackson St.	51 72
				47	A	Rutgers	58 78					146	A	Wichita St.	63 69
												227	N	UNC Asheville	34 53
												261	H	Alabama A&M	55 46
												282	A	Prairie View	68 48
												326	H	Alabama St.	69 47
												327	H	Alcorn	74 57
												339	A	Ark.-Pine Bluff	70 43
												339	H	Ark.-Pine Bluff	85 61
												344	A	Grambling	70 51
												344	H	Grambling	81 57
												351	A	Mississippi Val.	84 54
												351	H	Mississippi Val.	71 40
LAST 10 Division I															
				351	H	Mississippi Val.	71 40	261	H	Alabama A&M	55 46				
				339	H	Ark.-Pine Bluff	85 61	326	H	Alabama St.	69 47				
				142	A	Jackson St.	57 60	351	A	Mississippi Val.	84 54				
				344	A	Grambling	70 51	339	A	Ark.-Pine Bluff	70 43				
				327	H	Alcorn	74 57	142	H	Jackson St.	51 72				

Non-Div I Games: Tougaloo 100 39 Wiley 78 55

Southern U.

Loss, Non-Conf, S Site, H Home A Away N Neutral

Southern Utah

Through Games Of Feb. 17, 2020

Average RPI Win:	245	WON-LOST	WINNING	LAST 10	STRENGTH OF	OPP. STRENGTH	TEAM	ADJ.	CONF.	ADJ CONF.
Average RPI Loss:	181	RECORD	PCT. RANK	GAMES	SCHEDULE	OF SCHEDULE	RPI	RPI	RPI	RPI
DIV. I ONLY	13- 10	132	5-5	264	257	187	187	18	18	
DIV. I NON-CONF.	6- 3	90	0	227	307	115	115	17	17	
TOTALS	RPI 1-25	RPI 26-50	W-L RECORDS	RPI 51-100	RPI 101-150	RPI 150+				
13- 10	0- 1	0- 0	OVERALL	0- 1	0- 1	13- 7				
9- 2	0- 0	0- 0	HOME	0- 0	0- 1	9- 1				
4- 8	0- 1	0- 0	AWAY	0- 1	0- 0	4- 6				
0- 0	0- 0	0- 0	NEUTRAL	0- 0	0- 0	0- 0				
6- 3	0- 1	0- 0	NON-CONFERENCE	0- 0	0- 0	6- 2				
5- 0	0- 0	0- 0	HOME	0- 0	0- 0	5- 0				
1- 3	0- 1	0- 0	AWAY	0- 0	0- 0	1- 2				
0- 0	0- 0	0- 0	NEUTRAL	0- 0	0- 0	0- 0				
7- 7	0- 0	0- 0	CONFERENCE	0- 1	0- 1	7- 5				
4- 2	0- 0	0- 0	HOME	0- 0	0- 1	4- 1				
3- 5	0- 0	0- 0	AWAY	0- 1	0- 0	3- 4				
0- 0	0- 0	0- 0	NEUTRAL	0- 0	0- 0	0- 0				

RPI 1-25			RPI 26-50			RPI 51-100			RPI 101+ Team's RPI: 187		
RPI	S	Opponent	Score	RPI	S	Opponent	Score	RPI	S	Opponent	Score
15	A	Oregon St.	45 95					88	A	Montana St.	65 91
								118	H	Idaho	56 71
								161	A	Northern Ariz.	76 84
								161	H	Northern Ariz.	82 64
								173	A	Montana	74 81
								180	A	Idaho St.	54 73
								180	H	Idaho St.	72 65
								198	H	UNLV	72 68
								210	H	Oral Roberts	72 58
								218	A	Grand Canyon	65 69
								220	A	Portland St.	81 72
								220	H	Portland St.	71 58
								223	A	Northern Colo.	68 55
								231	H	Cal St. Fullerton	79 63
								258	A	Denver	73 81
								283	H	UC Riverside	79 68
								299	A	Sacramento St.	82 87
								299	H	Sacramento St.	62 71
								304	H	UC Irvine	82 68
								306	H	Eastern Wash.	71 50
								321	A	Weber St.	87 71
								325	A	Utah Valley	71 58
LAST 10 Division I											
161	H	Northern Ariz.	82 64	321	A	Weber St.	87 71				
299	H	Sacramento St.	62 71	118	H	Idaho	56 71				
220	A	Portland St.	81 72	306	H	Eastern Wash.	71 50				
223	A	Northern Colo.	68 55	299	A	Sacramento St.	82 87				
180	A	Idaho St.	54 73	161	A	Northern Ariz.	76 84				

Non-Div I Games:

Southern Utah

■ Loss,
 ■ Non-Conf,
 ■ S Site,
 ■ Home
 ■ A Away
 N Neutral

DIV. I ONLY				THROUGH GAMES OF FEB. 17, 1910						
Average RPI Win:	197	WON-LOST	WINNING	LAST 10	STRENGTH OF	OPP. STRENGTH	TEAM	ADJ.	CONF.	ADJ CONF.
Average RPI Loss:	151	RECORD	PCT. RANK	GAMES	SCHEDULE	OF SCHEDULE	RPI	RPI	RPI	RPI
DIV. I ONLY	7- 19	301	3-7		167	163	293	293	12	12
DIV. I NON-CONF.	3- 10	282	0		190	269	308	308	12	12
TOTALS	RPI 1-25		RPI 26-50		W-L RECORDS	RPI 51-100	RPI 101-150		RPI 150+	
7- 19	0- 0		0- 0		OVERALL	0- 4	1- 6		6- 9	
6- 7	0- 0		0- 0		HOME	0- 1	1- 2		5- 4	
0- 11	0- 0		0- 0		AWAY	0- 3	0- 4		0- 4	
1- 1	0- 0		0- 0		NEUTRAL	0- 0	0- 0		1- 1	
3- 10	0- 0		0- 0		NON-CONFERENCE	0- 2	0- 2		3- 6	
2- 5	0- 0		0- 0		HOME	0- 1	0- 1		2- 3	
0- 4	0- 0		0- 0		AWAY	0- 1	0- 1		0- 2	
1- 1	0- 0		0- 0		NEUTRAL	0- 0	0- 0		1- 1	
4- 9	0- 0		0- 0		CONFERENCE	0- 2	1- 4		3- 3	
4- 2	0- 0		0- 0		HOME	0- 0	1- 1		3- 1	
0- 7	0- 0		0- 0		AWAY	0- 2	0- 3		0- 2	
0- 0	0- 0		0- 0		NEUTRAL	0- 0	0- 0		0- 0	

RPI 1-25				RPI 26-50				RPI 51-100				RPI 101+				Team's RPI: 293	
RPI	S	Opponent	Score	RPI	S	Opponent	Score	RPI	S	Opponent	Score	RPI	S	Opponent	Score		
								66	H	St. John's (NY)	56 68	104	A	Kent St.	58 81		
								74	A	Bucknell	60 68	109	H	Davidson	68 56		
								87	A	Fordham	53 79	117	A	VCU	47 56		
								94	A	Saint Louis	51 72	120	A	Duquesne	39 58		
												124	A	Richmond	59 63		
												133	H	Buffalo	36 46		
												149	H	Massachusetts	52 62		
												153	H	George Washington	59 55		
												155	N	Saint Mary's (CA)	57 72		
												163	N	Wright St.	57 56		
												166	H	Cornell	42 70		
												168	A	Binghamton	67 78		
												169	A	Rhode Island	67 69		
												169	H	Rhode Island	64 59		
												182	A	La Salle	61 67		
												191	H	Akron	54 63		
												202	H	Cleveland St.	62 65		
												229	H	Saint Joseph's	60 61		
												232	H	George Mason	62 47		
												266	H	Niagara	71 67		
												289	H	Oakland	80 66		
												340	A	Canisius	82 84		
LAST 10 Division I																	
				169	A	Rhode Island	67 69	120	A	Duquesne	39 58						
				117	A	VCU	47 56	169	H	Rhode Island	64 59						
				109	H	Davidson	68 56	229	H	Saint Joseph's	60 61						
				153	H	George Washington	59 55	182	A	La Salle	61 67						
				124	A	Richmond	59 63	94	A	Saint Louis	51 72						

Non-Div I Games:

St. Bonaventure

■ Loss, ■ Non-Conf, S Site, H Home A Away N Neutral

St. Francis Brooklyn

Through Games Of Feb. 17, 2020

Average RPI Win:	307	WON-LOST	WINNING	LAST 10	STRENGTH OF	OPP. STRENGTH	TEAM	ADJ.	CONF.	ADJ CONF.
Average RPI Loss:	185	RECORD	PCT. RANK	GAMES	SCHEDULE	OF SCHEDULE	RPI	RPI	RPI	RPI
DIV. I ONLY	6- 17	304	2-8	222	326	305	305	30	30	
DIV. I NON-CONF.	3- 7	252	0	159	232	250	250	30	30	
TOTALS	RPI 1-25	RPI 26-50	W-L RECORDS	RPI 51-100	RPI 101-150	RPI 150+				
6- 17	0- 1	0- 1	OVERALL	0- 2	0- 3	6- 10				
4- 5	0- 0	0- 0	HOME	0- 1	0- 1	4- 3				
2- 10	0- 1	0- 1	AWAY	0- 1	0- 1	2- 6				
0- 2	0- 0	0- 0	NEUTRAL	0- 0	0- 1	0- 1				
3- 7	0- 1	0- 1	NON-CONFERENCE	0- 2	0- 1	3- 2				
2- 1	0- 0	0- 0	HOME	0- 1	0- 0	2- 0				
1- 4	0- 1	0- 1	AWAY	0- 1	0- 0	1- 1				
0- 2	0- 0	0- 0	NEUTRAL	0- 0	0- 1	0- 1				
3- 10	0- 0	0- 0	CONFERENCE	0- 0	0- 2	3- 8				
2- 4	0- 0	0- 0	HOME	0- 0	0- 1	2- 3				
1- 6	0- 0	0- 0	AWAY	0- 0	0- 1	1- 5				
0- 0	0- 0	0- 0	NEUTRAL	0- 0	0- 0	0- 0				

RPI 1-25				RPI 26-50				RPI 51-100				RPI 101+ Team's RPI: 305			
RPI	S	Opponent	Score	RPI	S	Opponent	Score	RPI	S	Opponent	Score	RPI	S	Opponent	Score
16	A	Princeton	44 76	33	A	Marquette	71 92	63	H	Stony Brook	73 86	116	N	Pacific	62 71
								69	A	Boston College	69 106	128	A	Robert Morris	44 69
												128	H	Robert Morris	59 70
												170	A	Mt. St. Mary's	60 69
												170	H	Mt. St. Mary's	62 67
												183	A	Merrimack	54 80
												245	H	Loyola Maryland	89 78
												255	A	Saint Francis (PA)	72 82
												255	H	Saint Francis (PA)	59 67
												288	A	Wagner	66 74
												300	H	Army West Point	70 64
												301	N	Ga. Southern	47 78
												309	H	Sacred Heart	71 70
												314	A	Albany (NY)	49 41
												315	A	Bryant	59 78
												320	H	Fairleigh Dickinson	57 62
												332	A	NJIT	69 88
												338	A	LIU Brooklyn	71 54
												338	H	LIU Brooklyn	88 63
LAST 10 Division I															
338	A	LIU Brooklyn	71 54	128	H	Robert Morris	59 70								
315	A	Bryant	59 78	255	H	Saint Francis (PA)	59 67								
170	H	Mt. St. Mary's	62 67	170	A	Mt. St. Mary's	60 69								
183	A	Merrimack	54 80	288	A	Wagner	66 74								
309	H	Sacred Heart	71 70	128	A	Robert Morris	44 69								

Non-Div I Games: East Stroudsburg 84 62

St. Francis Brooklyn

Loss, Non-Conf, S Site, H Home A Away N Neutral

Average RPI Win:	164	WON-LOST	WINNING	LAST 10	STRENGTH OF	OPP. STRENGTH	TEAM	ADJ.	CONF.	ADJ CONF.
Average RPI Loss:	70	RECORD	PCT. RANK	GAMES	SCHEDULE	OF SCHEDULE	RPI	RPI	RPI	RPI
DIV. I ONLY	15- 11	130	5-5	57	80	66	66	6	6	
DIV. I NON-CONF.	7- 4	100	0	65	189	59	59	6	6	
TOTALS	RPI 1-25	RPI 26-50	W-L RECORDS	RPI 51-100	RPI 101-150	RPI 150+				
15- 11	0- 3	2- 3	OVERALL	3- 3	3- 1	7- 1				
8- 3	0- 1	1- 1	HOME	0- 1	3- 0	4- 0				
7- 7	0- 2	1- 2	AWAY	3- 1	0- 1	3- 1				
0- 1	0- 0	0- 0	NEUTRAL	0- 1	0- 0	0- 0				
7- 4	0- 1	0- 1	NON-CONFERENCE	1- 1	2- 0	4- 1				
5- 0	0- 0	0- 0	HOME	0- 0	2- 0	3- 0				
2- 3	0- 1	0- 1	AWAY	1- 0	0- 0	1- 1				
0- 1	0- 0	0- 0	NEUTRAL	0- 1	0- 0	0- 0				
8- 7	0- 2	2- 2	CONFERENCE	2- 2	1- 1	3- 0				
3- 3	0- 1	1- 1	HOME	0- 1	1- 0	1- 0				
5- 4	0- 1	1- 1	AWAY	2- 1	0- 1	2- 0				
0- 0	0- 0	0- 0	NEUTRAL	0- 0	0- 0	0- 0				

RPI 1-25				RPI 26-50				RPI 51-100 Team's RPI: 66				RPI 101+			
RPI	S	Opponent	Score	RPI	S	Opponent	Score	RPI	S	Opponent	Score	RPI	S	Opponent	Score
20	A	DePaul	69 74	33	A	Marquette	85 94	53	N	IUPUI	78 85	121	H	Wake Forest	82 74
20	H	DePaul	65 71	33	H	Marquette	57 67	54	A	Yale	80 66	141	A	Providence	53 54
25	A	Florida St.	70 74	40	A	Creighton	77 70	66	A	Seton Hall	82 66	141	H	Providence	64 58
				40	H	Creighton	63 58	93	A	Butler	67 42	149	H	Massachusetts	82 71
				42	A	James Madison	73 76	100	A	Villanova	64 66	185	H	Lafayette	76 44
								100	H	Villanova	62 67	198	A	UNLV	75 79
												234	H	Fairfield	71 69
												247	A	Georgetown	74 68
												247	H	Georgetown	71 54
												253	A	Xavier	75 67
												293	A	St. Bonaventure	68 56
												300	H	Army West Point	96 60
LAST 10 Division I															
141	A	Providence	53 54	100	A	Villanova	64 66								
40	A	Creighton	77 70	66	A	Seton Hall	82 66								
33	H	Marquette	57 67	40	H	Creighton	63 58								
20	H	DePaul	65 71	141	H	Providence	64 58								
247	A	Georgetown	74 68	20	A	DePaul	69 74								

Non-Div I Games:

St. John's (NY)

■ Loss,
 ■ Non-Conf,
 ■ S Site,
 ■ Home
 ■ A Away
 N Neutral

Stanford

Through Games Of Feb. 17, 2020

Average RPI Win: 119	WON-LOST	WINNING	LAST 10	STRENGTH OF	OPP. STRENGTH	TEAM	ADJ.	CONF.	ADJ CONF.
Average RPI Loss: 17	RECORD	PCT. RANK	GAMES	SCHEDULE	OF SCHEDULE	RPI	RPI	RPI	RPI
DIV. I ONLY	23- 3	10	8-2	41	5	9	9	1	1
DIV. I NON-CONF.	11- 1	13	0	53	25	8	8	1	1
TOTALS	RPI 1-25	RPI 26-50	W-L RECORDS	RPI 51-100	RPI 101-150	RPI 150+			
23- 3	4- 2	0- 1	OVERALL	7- 0	7- 0	5- 0			
13- 1	2- 1	0- 0	HOME	4- 0	4- 0	3- 0			
7- 2	1- 1	0- 1	AWAY	2- 0	3- 0	1- 0			
3- 0	1- 0	0- 0	NEUTRAL	1- 0	0- 0	1- 0			
11- 1	3- 0	0- 1	NON-CONFERENCE	2- 0	1- 0	5- 0			
7- 0	2- 0	0- 0	HOME	1- 0	1- 0	3- 0			
1- 1	0- 0	0- 1	AWAY	0- 0	0- 0	1- 0			
3- 0	1- 0	0- 0	NEUTRAL	1- 0	0- 0	1- 0			
12- 2	1- 2	0- 0	CONFERENCE	5- 0	6- 0	0- 0			
6- 1	0- 1	0- 0	HOME	3- 0	3- 0	0- 0			
6- 1	1- 1	0- 0	AWAY	2- 0	3- 0	0- 0			
0- 0	0- 0	0- 0	NEUTRAL	0- 0	0- 0	0- 0			

RPI	S	Opponent	Score	RPI	S	Opponent	Score	RPI	S	Opponent	Score	RPI	S	Opponent	Score
1	A	Oregon	55 87	41	A	Texas	64 69	56	H	Tennessee	78 51	111	A	Utah	97 64
8	H	UCLA	69 79					76	H	Southern California	79 59	111	H	Utah	82 49
11	N	Mississippi St.	67 62					77	A	Colorado	69 66	133	H	Buffalo	88 69
13	H	Gonzaga	76 70					77	H	Colorado	76 68	134	A	California	79 65
15	A	Oregon St.	61 58					84	N	Syracuse	77 59	134	H	California	73 40
23	H	Ohio St.	71 52					99	A	Washington St.	71 49	136	A	Washington	58 41
								99	H	Washington St.	77 58	136	H	Washington	77 56
												159	H	UC Davis	67 55
												223	H	Northern Colo.	90 36
												236	A	San Francisco	97 71
												287	N	California Baptist	83 78
												306	H	Eastern Wash.	92 27
LAST 10 Division I															
77	A	Colorado	69 66	136	A	Washington	58 41								
111	A	Utah	97 64	111	H	Utah	82 49								
76	H	Southern California	79 59	77	H	Colorado	76 68								
8	H	UCLA	69 79	15	A	Oregon St.	61 58								
99	A	Washington St.	71 49	1	A	Oregon	55 87								

Non-Div I Games:

Stanford

■ Loss,
 ■ Non-Conf,
 ■ S Site,
 ■ H Home
 ■ A Away
 N Neutral

Average RPI Win: 245	WON-LOST	WINNING	LAST 10	STRENGTH OF	OPP. STRENGTH	TEAM	ADJ.	CONF.	ADJ CONF.
Average RPI Loss: 118	RECORD	PCT. RANK	GAMES	SCHEDULE	OF SCHEDULE	RPI	RPI	RPI	RPI
DIV. I ONLY	8- 14	255	4-6	116	175	212	212	16	16
DIV. I NON-CONF.	3- 7	252	0	121	172	226	226	15	15
TOTALS	RPI 1-25	RPI 26-50	W-L RECORDS	RPI 51-100	RPI 101-150	RPI 150+			
8- 14	0- 1	0- 3	OVERALL	0- 2	1- 3	7- 5			
4- 6	0- 0	0- 1	HOME	0- 0	0- 3	4- 2			
4- 7	0- 1	0- 2	AWAY	0- 2	1- 0	3- 2			
0- 1	0- 0	0- 0	NEUTRAL	0- 0	0- 0	0- 1			
3- 7	0- 1	0- 1	NON-CONFERENCE	0- 2	0- 2	3- 1			
2- 2	0- 0	0- 0	HOME	0- 0	0- 2	2- 0			
1- 4	0- 1	0- 1	AWAY	0- 2	0- 0	1- 0			
0- 1	0- 0	0- 0	NEUTRAL	0- 0	0- 0	0- 1			
5- 7	0- 0	0- 2	CONFERENCE	0- 0	1- 1	4- 4			
2- 4	0- 0	0- 1	HOME	0- 0	0- 1	2- 2			
3- 3	0- 0	0- 1	AWAY	0- 0	1- 0	2- 2			
0- 0	0- 0	0- 0	NEUTRAL	0- 0	0- 0	0- 0			

RPI 1-25				RPI 26-50				RPI 51-100				RPI 101+ Team's RPI: 212			
RPI	S	Opponent	Score	RPI	S	Opponent	Score	RPI	S	Opponent	Score	RPI	S	Opponent	Score
22	A	Kentucky	48 67	29	A	FGCU	54 67	56	A	Tennessee	46 73	106	H	Liberty	48 57
				29	H	FGCU	47 89	61	A	Penn	41 81	112	H	Bethune-Cookman	55 59
				44	A	UCF	40 66					114	H	Holy Cross	63 75
												119	A	North Florida	60 52
												162	A	North Ala.	57 68
												162	H	North Ala.	69 60
												174	A	Jacksonville	52 57
												216	A	Kennesaw St.	67 61
												216	H	Kennesaw St.	67 70
												244	H	Tulsa	66 60
												255	N	Saint Francis (PA)	73 78
												272	A	Morehead St.	58 55
												273	A	Lipscomb	48 34
												273	H	Lipscomb	59 65
												332	H	NJIT	72 49
												340	H	Canisius	68 52
LAST 10 Division I															
				162	H	North Ala.	69 60					332	H	NJIT	72 49
				216	H	Kennesaw St.	67 70					106	H	Liberty	48 57
				29	A	FGCU	54 67					162	A	North Ala.	57 68
				119	A	North Florida	60 52					174	A	Jacksonville	52 57
				273	A	Lipscomb	48 34					29	H	FGCU	47 89

Non-Div I Games: Palm Beach Atl. 77 46 Trinity Baptist 116 40 Fla. National 80 37

Stetson

Average RPI Win:	254	WON-LOST	WINNING	LAST 10	STRENGTH OF	OPP. STRENGTH	TEAM	ADJ.	CONF.	ADJ CONF.
Average RPI Loss:	37	RECORD	PCT. RANK	GAMES	SCHEDULE	OF SCHEDULE	RPI	RPI	RPI	RPI
DIV. I ONLY	23- 1	2	10-0	317	288	63	63	27	27	
DIV. I NON-CONF.	11- 1	13	0	314	260	83	83	27	27	
TOTALS	RPI 1-25	RPI 26-50	W-L RECORDS	RPI 51-100	RPI 101-150	RPI 150+				
23- 1	0- 0	0- 1	OVERALL	1- 0	0- 0	22- 0				
11- 0	0- 0	0- 0	HOME	1- 0	0- 0	10- 0				
10- 1	0- 0	0- 1	AWAY	0- 0	0- 0	10- 0				
2- 0	0- 0	0- 0	NEUTRAL	0- 0	0- 0	2- 0				
11- 1	0- 0	0- 1	NON-CONFERENCE	1- 0	0- 0	10- 0				
4- 0	0- 0	0- 0	HOME	1- 0	0- 0	3- 0				
5- 1	0- 0	0- 1	AWAY	0- 0	0- 0	5- 0				
2- 0	0- 0	0- 0	NEUTRAL	0- 0	0- 0	2- 0				
12- 0	0- 0	0- 0	CONFERENCE	0- 0	0- 0	12- 0				
7- 0	0- 0	0- 0	HOME	0- 0	0- 0	7- 0				
5- 0	0- 0	0- 0	AWAY	0- 0	0- 0	5- 0				
0- 0	0- 0	0- 0	NEUTRAL	0- 0	0- 0	0- 0				

RPI 1-25			RPI 26-50			RPI 51-100			Team's RPI: 63			RPI 101+			
RPI	S	Opponent	Score	RPI	S	Opponent	Score	RPI	S	Opponent	Score	RPI	S	Opponent	Score
37	A	Arkansas	58 88	74	H	Bucknell	78 73	151	N	Western Mich.	50 47				
								168	A	Binghamton	67 60				
								168	H	Binghamton	58 54				
								206	H	Maine	73 69				
								221	H	Manhattan	59 54				
								228	H	Iona	59 40				
								230	A	UMass Lowell	89 69				
								230	H	UMass Lowell	60 41				
								246	N	Morgan St.	63 56				
								263	A	New Hampshire	53 44				
								263	H	New Hampshire	52 50				
								288	A	Wagner	66 45				
								290	A	Pittsburgh	59 56				
								295	H	Vermont	67 49				
								297	A	UMBC	66 49				
								297	H	UMBC	57 45				
								305	A	St. Francis Brooklyn	86 73				
								309	H	Sacred Heart	54 50				
								314	A	Albany (NY)	73 53				
								319	A	Hofstra	81 38				
								338	A	LIU Brooklyn	80 49				
								346	H	Hartford	66 55				
LAST 10 Division I															
168	H	Binghamton	58 54	168	A	Binghamton	67 60								
263	H	New Hampshire	52 50	314	A	Albany (NY)	73 53								
230	A	UMass Lowell	89 69	346	H	Hartford	66 55								
297	A	UMBC	66 49	263	A	New Hampshire	53 44								
230	H	UMass Lowell	60 41	295	H	Vermont	67 49								

Non-Div I Games: Molloy 66 49

Stony Brook

■ Loss,
 ■ Non-Conf,
 ■ S Site,
 ■ H Home
 ■ A Away
 N Neutral

Syracuse

Through Games Of Feb. 17, 2020

Average RPI Win:	154	WON-LOST	WINNING	LAST 10	STRENGTH OF	OPP. STRENGTH	TEAM	ADJ.	CONF.	ADJ CONF.
Average RPI Loss:	55	RECORD	PCT. RANK	GAMES	SCHEDULE	OF SCHEDULE	RPI	RPI	RPI	RPI
DIV. I ONLY	14- 11	141	6-4	53	19	84	84	5	5	
DIV. I NON-CONF.	6- 5	151	0	80	26	118	118	4	4	
TOTALS	RPI 1-25	RPI 26-50	W-L RECORDS	RPI 51-100	RPI 101-150	RPI 150+				
14- 11	2- 3	2- 2	OVERALL	2- 4	2- 2	6- 0				
9- 3	2- 1	2- 1	HOME	0- 1	1- 0	4- 0				
3- 5	0- 1	0- 1	AWAY	1- 2	1- 1	1- 0				
2- 3	0- 1	0- 0	NEUTRAL	1- 1	0- 1	1- 0				
6- 5	0- 2	1- 1	NON-CONFERENCE	1- 1	0- 1	4- 0				
4- 1	0- 1	1- 0	HOME	0- 0	0- 0	3- 0				
0- 1	0- 0	0- 1	AWAY	0- 0	0- 0	0- 0				
2- 3	0- 1	0- 0	NEUTRAL	1- 1	0- 1	1- 0				
8- 6	2- 1	1- 1	CONFERENCE	1- 3	2- 1	2- 0				
5- 2	2- 0	1- 1	HOME	0- 1	1- 0	1- 0				
3- 4	0- 1	0- 0	AWAY	1- 2	1- 1	1- 0				
0- 0	0- 0	0- 0	NEUTRAL	0- 0	0- 0	0- 0				

RPI 1-25				RPI 26-50				RPI 51-100 Team's RPI: 84				RPI 101+			
RPI	S	Opponent	Score	RPI	S	Opponent	Score	RPI	S	Opponent	Score	RPI	S	Opponent	Score
1	H	Oregon	64 81	30	H	Virginia Tech	67 65	51	A	Virginia	41 57	103	A	North Carolina	74 56
6	A	Louisville	58 62	31	H	Duke	58 88	55	N	West Virginia	69 71	110	H	Notre Dame	74 63
6	H	Louisville	59 51	35	A	Michigan	76 84	69	A	Boston College	89 79	121	A	Wake Forest	60 65
9	N	Stanford	59 77	45	H	Ohio	66 54	73	H	Georgia Tech	64 82	139	N	Green Bay	73 79
25	H	Florida St.	90 89					89	A	Miami (FL)	62 77	167	N	Houston	87 62
								92	N	Michigan St.	77 63	290	A	Pittsburgh	69 51
												290	H	Pittsburgh	71 53
												297	H	UMBC	82 48
												314	H	Albany (NY)	75 53
												323	H	UMES	65 50
LAST 10 Division I															
290	H	Pittsburgh	71 53	30	H	Virginia Tech	67 65	121	A	Wake Forest	60 65				
103	A	North Carolina	74 56					31	H	Duke	58 88				
6	H	Louisville	59 51					290	A	Pittsburgh	69 51				
69	A	Boston College	89 79					73	H	Georgia Tech	64 82				
51	A	Virginia	41 57												

Non-Div I Games:

Syracuse

■ Loss,
 ■ Non-Conf,
 ■ S Site,
 ■ H Home
 ■ A Away
 N Neutral

Average RPI Win:	125	WON-LOST	WINNING	LAST 10	STRENGTH OF	OPP. STRENGTH	TEAM	ADJ.	CONF.	ADJ CONF.
Average RPI Loss:	45	RECORD	PCT. RANK	GAMES	SCHEDULE	OF SCHEDULE	RPI	RPI	RPI	RPI
DIV. I ONLY	18- 5	35	8-2	23	36	19	19	3	3	
DIV. I NON-CONF.	9- 2	37	0	122	74	36	36	3	3	
TOTALS	RPI 1-25	RPI 26-50	W-L RECORDS	RPI 51-100	RPI 101-150	RPI 150+				
18- 5	0- 3	5- 0	OVERALL	3- 1	5- 1	5- 0				
11- 2	0- 1	2- 0	HOME	2- 0	4- 1	3- 0				
7- 3	0- 2	3- 0	AWAY	1- 1	1- 0	2- 0				
0- 0	0- 0	0- 0	NEUTRAL	0- 0	0- 0	0- 0				
9- 2	0- 1	1- 0	NON-CONFERENCE	0- 1	3- 0	5- 0				
7- 0	0- 0	1- 0	HOME	0- 0	3- 0	3- 0				
2- 2	0- 1	0- 0	AWAY	0- 1	0- 0	2- 0				
0- 0	0- 0	0- 0	NEUTRAL	0- 0	0- 0	0- 0				
9- 3	0- 2	4- 0	CONFERENCE	3- 0	2- 1	0- 0				
4- 2	0- 1	1- 0	HOME	2- 0	1- 1	0- 0				
5- 1	0- 1	3- 0	AWAY	1- 0	1- 0	0- 0				
0- 0	0- 0	0- 0	NEUTRAL	0- 0	0- 0	0- 0				

RPI	S	Opponent	Score	RPI	S	Opponent	Score	RPI	S	Opponent	Score	RPI	S	Opponent	Score
5	A	Baylor	62 81	41	A	Texas	65 63	52	A	Middle Tenn.	70 82	105	H	Auburn	80 65
5	H	Baylor	57 66	43	A	Iowa St.	77 74	55	H	West Virginia	73 60	113	A	Kansas	87 74
14	A	Texas A&M	68 70	43	H	Iowa St.	82 72	57	A	Oklahoma	82 63	113	H	Kansas	73 59
				45	H	Ohio	79 72	98	H	Kansas St.	65 61	115	H	Boise St.	77 65
				46	A	Oklahoma St.	72 68					128	H	Robert Morris	66 61
												147	H	Texas Tech	76 80
												166	H	Cornell	59 49
												249	A	SMU	57 56
												259	H	Texas St.	79 52
												277	H	Nicholls St.	72 47
												300	A	Army West Point	66 52
LAST 10 Division I															
43	H	Iowa St.	82 72	55	H	West Virginia	73 60								
5	A	Baylor	62 81	5	H	Baylor	57 66								
113	A	Kansas	87 74	57	A	Oklahoma	82 63								
98	H	Kansas St.	65 61	43	A	Iowa St.	77 74								
46	A	Oklahoma St.	72 68	113	H	Kansas	73 59								

Non-Div I Games:

TCU

Average RPI Win:	153	WON-LOST	WINNING	LAST 10	STRENGTH OF	OPP. STRENGTH	TEAM	ADJ.	CONF.	ADJ CONF.
Average RPI Loss:	86	RECORD	PCT. RANK	GAMES	SCHEDULE	OF SCHEDULE	RPI	RPI	RPI	RPI
DIV. I ONLY	14- 10	120	6-4	39	83	75	75	9	9	
DIV. I NON-CONF.	8- 5	117	1-0	32	92	65	65	9	9	
TOTALS	RPI 1-25	RPI 26-50	W-L RECORDS	RPI 51-100	RPI 101-150	RPI 150+				
14- 10	0- 2	1- 2	OVERALL	4- 2	1- 3	8- 1				
9- 4	0- 2	1- 1	HOME	3- 0	1- 1	4- 0				
5- 4	0- 0	0- 0	AWAY	1- 2	0- 1	4- 1				
0- 2	0- 0	0- 1	NEUTRAL	0- 0	0- 1	0- 0				
8- 5	0- 1	0- 2	NON-CONFERENCE	3- 0	1- 1	4- 1				
5- 2	0- 1	0- 1	HOME	2- 0	1- 0	2- 0				
3- 1	0- 0	0- 0	AWAY	1- 0	0- 0	2- 1				
0- 2	0- 0	0- 1	NEUTRAL	0- 0	0- 1	0- 0				
6- 5	0- 1	1- 0	CONFERENCE	1- 2	0- 2	4- 0				
4- 2	0- 1	1- 0	HOME	1- 0	0- 1	2- 0				
2- 3	0- 0	0- 0	AWAY	0- 2	0- 1	2- 0				
0- 0	0- 0	0- 0	NEUTRAL	0- 0	0- 0	0- 0				

RPI 1-25				RPI 26-50				RPI 51-100				RPI 101+			
RPI	S	Opponent	Score	RPI	S	Opponent	Score	RPI	S	Opponent	Score	RPI	S	Opponent	Score
2	H	South Carolina	71 78	29	H	FGCU	67 93	61	H	Penn	76 72	103	N	North Carolina	58 71
7	H	UConn	54 83	40	N	Creighton	59 69	70	A	South Fla.	51 99	120	H	Duquesne	85 72
				44	H	UCF	67 65	70	H	South Fla.	69 66	146	A	Wichita St.	70 72
								74	A	Bucknell	72 61	146	H	Wichita St.	75 85
								85	A	Cincinnati	81 86	167	A	Houston	61 58
								100	H	Villanova	74 69	167	H	Houston	76 75
												171	A	Towson	74 59
												182	A	La Salle	72 69
												229	A	Saint Joseph's	63 67
												234	H	Fairfield	77 59
												244	A	Tulsa	74 65
												249	H	SMU	85 62
												253	H	Xavier	78 65
LAST 10 Division I															
167	H	Houston	76 75	61	H	Penn	76 72	146	A	Wichita St.	70 72				
70	A	South Fla.	51 99	70	H	South Fla.	69 66								
146	H	Wichita St.	75 85	249	H	SMU	85 62								
44	H	UCF	67 65	167	A	Houston	61 58								
85	A	Cincinnati	81 86												

Non-Div I Games:

Temple

Tennessee

Through Games Of Feb. 17, 2020

Average RPI Win:	199	WON-LOST	WINNING	LAST 10	STRENGTH OF	OPP. STRENGTH	TEAM	ADJ.	CONF.	ADJ CONF.
Average RPI Loss:	17	RECORD	PCT. RANK	GAMES	SCHEDULE	OF SCHEDULE	RPI	RPI	RPI	RPI
DIV. I ONLY	17- 8	64	5-5	87	52	56	56	4	4	
DIV. I NON-CONF.	10- 3	57	0-1	272	144	108	108	5	5	
TOTALS	RPI 1-25	RPI 26-50	W-L RECORDS	RPI 51-100	RPI 101-150	RPI 150+				
17- 8	0- 6	1- 2	OVERALL	2- 0	4- 0	10- 0				
11- 3	0- 2	1- 1	HOME	2- 0	1- 0	7- 0				
6- 5	0- 4	0- 1	AWAY	0- 0	3- 0	3- 0				
0- 0	0- 0	0- 0	NEUTRAL	0- 0	0- 0	0- 0				
10- 3	0- 2	0- 1	NON-CONFERENCE	0- 0	1- 0	9- 0				
7- 1	0- 0	0- 1	HOME	0- 0	0- 0	7- 0				
3- 2	0- 2	0- 0	AWAY	0- 0	1- 0	2- 0				
0- 0	0- 0	0- 0	NEUTRAL	0- 0	0- 0	0- 0				
7- 5	0- 4	1- 1	CONFERENCE	2- 0	3- 0	1- 0				
4- 2	0- 2	1- 0	HOME	2- 0	1- 0	0- 0				
3- 3	0- 2	0- 1	AWAY	0- 0	2- 0	1- 0				
0- 0	0- 0	0- 0	NEUTRAL	0- 0	0- 0	0- 0				

RPI	S	Opponent	Score	RPI	S	Opponent	Score	RPI	S	Opponent	Score	RPI	S	Opponent	Score
2	A	South Carolina	48 69	26	A	LSU	65 75	79	H	Georgia	73 56	101	A	Vanderbilt	78 69
7	A	UConn	45 60	26	H	LSU	63 58	81	H	Alabama	65 63	110	A	Notre Dame	74 63
9	A	Stanford	51 78	41	H	Texas	60 66					135	A	Florida	78 50
11	H	Mississippi St.	55 72									140	H	Missouri	77 66
14	H	Texas A&M	71 73									212	H	Stetson	73 46
22	A	Kentucky	76 80									220	A	Portland St.	88 61
												224	H	Central Ark.	63 36
												250	H	Howard	88 38
												265	H	Colorado St.	79 41
												281	A	Ole Miss	84 28
												284	A	ETSU	72 68
												303	H	Air Force	81 54
												336	H	Tennessee St.	73 43
												339	H	Ark.-Pine Bluff	92 51
LAST 10 Division I															
14	H	Texas A&M	71 73	26	H	LSU	63 58								
26	A	LSU	65 75	7	A	UConn	45 60								
11	H	Mississippi St.	55 72	81	H	Alabama	65 63								
2	A	South Carolina	48 69	135	A	Florida	78 50								
101	A	Vanderbilt	78 69	79	H	Georgia	73 56								

Non-Div I Games:

Tennessee

■ Loss,
 ■ Non-Conf,
 ■ S Site,
 ■ H Home
 ■ A Away
 N Neutral

Tennessee St.

Through Games Of Feb. 17, 2020

Average RPI Win:	237	WON-LOST	WINNING	LAST 10	STRENGTH OF	OPP. STRENGTH	TEAM	ADJ.	CONF.	ADJ CONF.
Average RPI Loss:	187	RECORD	PCT. RANK	GAMES	SCHEDULE	OF SCHEDULE	RPI	RPI	RPI	RPI
DIV. I ONLY	1- 21	348	1-9	163	298	336	336	20	20	
DIV. I NON-CONF.	0- 8	338	0	136	249	327	327	23	23	
TOTALS	RPI 1-25	RPI 26-50	W-L RECORDS	RPI 51-100	RPI 101-150	RPI 150+				
1- 21	0- 1	0- 0	OVERALL	0- 3	0- 3	1- 14				
1- 11	0- 0	0- 0	HOME	0- 0	0- 2	1- 9				
0- 10	0- 1	0- 0	AWAY	0- 3	0- 1	0- 5				
0- 0	0- 0	0- 0	NEUTRAL	0- 0	0- 0	0- 0				
0- 8	0- 1	0- 0	NON-CONFERENCE	0- 1	0- 2	0- 4				
0- 5	0- 0	0- 0	HOME	0- 0	0- 2	0- 3				
0- 3	0- 1	0- 0	AWAY	0- 1	0- 0	0- 1				
0- 0	0- 0	0- 0	NEUTRAL	0- 0	0- 0	0- 0				
1- 13	0- 0	0- 0	CONFERENCE	0- 2	0- 1	1- 10				
1- 6	0- 0	0- 0	HOME	0- 0	0- 0	1- 6				
0- 7	0- 0	0- 0	AWAY	0- 2	0- 1	0- 4				
0- 0	0- 0	0- 0	NEUTRAL	0- 0	0- 0	0- 0				

RPI 1-25				RPI 26-50				RPI 51-100				RPI 101+ Team's RPI: 336			
RPI	S	Opponent	Score	RPI	S	Opponent	Score	RPI	S	Opponent	Score	RPI	S	Opponent	Score
24	A	Arizona	42 77					56	A	Tennessee	43 73	101	H	Vanderbilt	55 106
								60	A	Belmont	58 70	122	A	Southeast Mo. St.	54 83
								62	A	UT Martin	71 88	145	H	Columbia	65 75
												162	H	North Ala.	63 88
												176	A	Austin Peay	58 76
												176	H	Austin Peay	55 87
												196	A	Tennessee Tech	47 88
												196	H	Tennessee Tech	69 81
												225	H	Eastern Ill.	52 73
												237	A	Murray St.	62 100
												237	H	Murray St.	96 81
												238	A	South Alabama	48 70
												264	H	Eastern Ky.	55 61
												272	H	Morehead St.	47 84
												273	H	Lipscomb	64 74
												274	A	Jacksonville St.	48 70
												327	H	Alcorn	57 62
												335	H	SIUE	63 76
LAST 10 Division I															
196	H	Tennessee Tech	69 81	274	A	Jacksonville St.	48 70								
60	A	Belmont	58 70	237	A	Murray St.	62 100								
237	H	Murray St.	96 81	176	A	Austin Peay	58 76								
176	H	Austin Peay	55 87	264	H	Eastern Ky.	55 61								
196	A	Tennessee Tech	47 88	272	H	Morehead St.	47 84								

Non-Div I Games: Wilberforce 83 65 Fisk 91 50

Tennessee St.

Loss, Non-Conf, S Site, H Home A Away N Neutral

Tennessee Tech

Through Games Of Feb. 17, 2020

Average RPI Win:	278	WON-LOST	WINNING	LAST 10	STRENGTH OF	OPP. STRENGTH	TEAM	ADJ.	CONF.	ADJ CONF.
Average RPI Loss:	116	RECORD	PCT. RANK	GAMES	SCHEDULE	OF SCHEDULE	RPI	RPI	RPI	RPI
DIV. I ONLY	15- 8	76	6-4	342	201	196	196	20	20	
DIV. I NON-CONF.	5- 4	140	0	345	120	233	233	23	23	
TOTALS	RPI 1-25	RPI 26-50	W-L RECORDS	RPI 51-100	RPI 101-150	RPI 150+				
15- 8	0- 0	0- 0	OVERALL	0- 4	0- 2	15- 2				
7- 2	0- 0	0- 0	HOME	0- 1	0- 0	7- 1				
7- 5	0- 0	0- 0	AWAY	0- 3	0- 2	7- 0				
1- 1	0- 0	0- 0	NEUTRAL	0- 0	0- 0	1- 1				
5- 4	0- 0	0- 0	NON-CONFERENCE	0- 2	0- 1	5- 1				
2- 0	0- 0	0- 0	HOME	0- 0	0- 0	2- 0				
2- 3	0- 0	0- 0	AWAY	0- 2	0- 1	2- 0				
1- 1	0- 0	0- 0	NEUTRAL	0- 0	0- 0	1- 1				
10- 4	0- 0	0- 0	CONFERENCE	0- 2	0- 1	10- 1				
5- 2	0- 0	0- 0	HOME	0- 1	0- 0	5- 1				
5- 2	0- 0	0- 0	AWAY	0- 1	0- 1	5- 0				
0- 0	0- 0	0- 0	NEUTRAL	0- 0	0- 0	0- 0				

RPI 1-25				RPI 26-50				RPI 51-100				RPI 101+ Team's RPI: 196					
RPI	S	Opponent	Score	RPI	S	Opponent	Score	RPI	S	Opponent	Score	RPI	S	Opponent	Score		
								52	A	Middle Tenn.	58	64	101	A	Vanderbilt	61	75
								60	H	Belmont	47	59	122	A	Southeast Mo. St.	72	87
								62	A	UT Martin	62	71	164	A	Samford	72	57
								78	A	Southern Ill.	65	76	176	H	Austin Peay	58	49
													179	N	Northern Ill.	74	82
													225	A	Eastern Ill.	75	62
													237	H	Murray St.	77	72
													264	A	Eastern Ky.	60	42
													264	H	Eastern Ky.	87	82
													272	A	Morehead St.	75	55
													272	H	Morehead St.	82	75
													273	H	Lipscomb	78	58
													274	H	Jacksonville St.	50	66
													333	N	Detroit Mercy	69	47
													334	A	Western Caro.	62	58
													335	A	SIUE	65	50
													336	A	Tennessee St.	81	69
													336	H	Tennessee St.	88	47
													350	H	La.-Monroe	75	68
LAST 10 Division I																	
				336	A	Tennessee St.	81	69					60	H	Belmont	47	59
				274	H	Jacksonville St.	50	66					264	H	Eastern Ky.	87	82
				122	A	Southeast Mo. St.	72	87					272	H	Morehead St.	82	75
				62	A	UT Martin	62	71					225	A	Eastern Ill.	75	62
				336	H	Tennessee St.	88	47					335	A	SIUE	65	50

Non-Div I Games: Tenn. Wesleyan 94 45 Cumberland (TN) 88 51

Tennessee Tech

■ Loss,
 ■ Non-Conf,
 ■ S Site,
 ■ H Home
 ■ A Away
 N Neutral

Average RPI Win:	142	WON-LOST	WINNING	LAST 10	STRENGTH OF	OPP. STRENGTH	TEAM	ADJ.	CONF.	ADJ CONF.
Average RPI Loss:	59	RECORD	PCT. RANK	GAMES	SCHEDULE	OF SCHEDULE	RPI	RPI	RPI	RPI
DIV. I ONLY	16- 9	84	7-3	22	64	41	41	3	3	
DIV. I NON-CONF.	8- 4	90	0	78	135	75	75	3	3	
TOTALS	RPI 1-25	RPI 26-50	W-L RECORDS	RPI 51-100	RPI 101-150	RPI 150+				
16- 9	1- 4	3- 1	OVERALL	4- 2	3- 1	5- 1				
9- 4	1- 3	1- 1	HOME	1- 0	2- 0	4- 0				
6- 4	0- 0	2- 0	AWAY	3- 2	1- 1	0- 1				
1- 1	0- 1	0- 0	NEUTRAL	0- 0	0- 0	1- 0				
8- 4	1- 2	1- 0	NON-CONFERENCE	1- 1	0- 0	5- 1				
6- 1	1- 1	1- 0	HOME	0- 0	0- 0	4- 0				
1- 2	0- 0	0- 0	AWAY	1- 1	0- 0	0- 1				
1- 1	0- 1	0- 0	NEUTRAL	0- 0	0- 0	1- 0				
8- 5	0- 2	2- 1	CONFERENCE	3- 1	3- 1	0- 0				
3- 3	0- 2	0- 1	HOME	1- 0	2- 0	0- 0				
5- 2	0- 0	2- 0	AWAY	2- 1	1- 1	0- 0				
0- 0	0- 0	0- 0	NEUTRAL	0- 0	0- 0	0- 0				

RPI 1-25				RPI 26-50				Team's RPI: 41	RPI 51-100				RPI 101+			
RPI	S	Opponent	Score	RPI	S	Opponent	Score		RPI	S	Opponent	Score	RPI	S	Opponent	Score
5	H	Baylor	44 64	43	A	Iowa St.	81 75		55	A	West Virginia	63 68	113	A	Kansas	67 82
9	H	Stanford	69 64	43	H	Iowa St.	51 69		55	H	West Virginia	50 44	113	H	Kansas	85 77
19	H	TCU	63 65	45	H	Ohio	73 60		56	A	Tennessee	66 60	147	A	Texas Tech	81 66
21	N	NC State	73 84	46	A	Oklahoma St.	61 56		57	A	Oklahoma	70 53	147	H	Texas Tech	92 66
24	H	Arizona	58 83						70	A	South Fla.	57 64	177	A	Hawaii	60 73
									98	A	Kansas St.	71 63	247	H	Southern U.	93 39
													252	N	North Texas	63 57
													302	H	UTSA	84 53
													317	H	UTRGV	85 69
													337	H	Northwestern St.	91 49
LAST 10 Division I																
				55	H	West Virginia	50 44		57	A	Oklahoma	70 53				
				113	A	Kansas	67 82		46	A	Oklahoma St.	61 56				
				43	H	Iowa St.	51 69		113	H	Kansas	85 77				
				147	A	Texas Tech	81 66		98	A	Kansas St.	71 63				
				5	H	Baylor	44 64		147	H	Texas Tech	92 66				

Non-Div I Games:

Texas

■ Loss,
■ Non-Conf,
■ S Site,
■ H Home
■ A Away
N Neutral

Average RPI Win:	115	WON-LOST	WINNING	LAST 10	STRENGTH OF	OPP. STRENGTH	TEAM	ADJ.	CONF.	ADJ CONF.
Average RPI Loss:	22	RECORD	PCT. RANK	GAMES	SCHEDULE	OF SCHEDULE	RPI	RPI	RPI	RPI
DIV. I ONLY	20- 5	30	6-4	15	22	14	14	4	4	
DIV. I NON-CONF.	12- 1	10	0	33	19	7	7	5	5	
TOTALS	RPI 1-25	RPI 26-50	W-L RECORDS	RPI 51-100	RPI 101-150	RPI 150+				
20- 5	1- 3	3- 2	OVERALL	8- 0	3- 0	5- 0				
13- 1	1- 0	2- 1	HOME	2- 0	3- 0	5- 0				
5- 3	0- 2	1- 1	AWAY	4- 0	0- 0	0- 0				
2- 1	0- 1	0- 0	NEUTRAL	2- 0	0- 0	0- 0				
12- 1	1- 1	2- 0	NON-CONFERENCE	5- 0	0- 0	4- 0				
8- 0	1- 0	2- 0	HOME	1- 0	0- 0	4- 0				
2- 0	0- 0	0- 0	AWAY	2- 0	0- 0	0- 0				
2- 1	0- 1	0- 0	NEUTRAL	2- 0	0- 0	0- 0				
8- 4	0- 2	1- 2	CONFERENCE	3- 0	3- 0	1- 0				
5- 1	0- 0	0- 1	HOME	1- 0	3- 0	1- 0				
3- 3	0- 2	1- 1	AWAY	2- 0	0- 0	0- 0				
0- 0	0- 0	0- 0	NEUTRAL	0- 0	0- 0	0- 0				

RPI 1-25				RPI 26-50				RPI 51-100				RPI 101+			
RPI	S	Opponent	Score	RPI	S	Opponent	Score	RPI	S	Opponent	Score	RPI	S	Opponent	Score
11	A	Mississippi St.	57 69	26	A	LSU	58 59	56	A	Tennessee	73 71	101	H	Vanderbilt	74 53
19	H	TCU	70 68	26	H	LSU	54 57	73	N	Georgia Tech	60 48	135	H	Florida	69 42
22	A	Kentucky	54 76	31	H	Duke	79 58	76	A	Southern California	74 64	140	H	Missouri	72 53
25	N	Florida St.	58 80	37	A	Arkansas	84 77	79	H	Georgia	64 63	167	H	Houston	72 43
				46	H	Oklahoma St.	74 62	81	A	Alabama	79 74	211	H	Little Rock	78 35
								83	A	Rice	62 61	224	H	Central Ark.	76 46
								88	N	Montana St.	78 67	281	H	Ole Miss	79 35
								95	H	A&M-Corpus Christi	85 48	282	H	Prairie View	80 38
LAST 10 Division I															
				56	A	Tennessee	73 71	140	H	Missouri	72 53				
				101	H	Vanderbilt	74 53	81	A	Alabama	79 74				
				11	A	Mississippi St.	57 69	135	H	Florida	69 42				
				26	A	LSU	58 59	22	A	Kentucky	54 76				
				79	H	Georgia	64 63	26	H	LSU	54 57				

Non-Div I Games:

Texas A&M

■ Loss,
■ Non-Conf, S Site,
■ Home
■ Away
N Neutral

Texas Southern

Through Games Of Feb. 17, 2020

Average RPI Win:	262	WON-LOST	WINNING	LAST 10	STRENGTH OF	OPP. STRENGTH	TEAM	ADJ.	CONF.	ADJ CONF.
Average RPI Loss:	104	RECORD	PCT. RANK	GAMES	SCHEDULE	OF SCHEDULE	RPI	RPI	RPI	RPI
DIV. I ONLY	14- 9	104	7-3	238	258	138	138	32	32	
DIV. I NON-CONF.	5- 6	187	0	26	34	49	49	31	31	
TOTALS	RPI 1-25	RPI 26-50	W-L RECORDS	RPI 51-100	RPI 101-150	RPI 150+				
14- 9	0- 2	0- 1	OVERALL	1- 1	1- 4	12- 1				
7- 1	0- 0	0- 0	HOME	1- 0	0- 1	6- 0				
7- 6	0- 2	0- 1	AWAY	0- 1	1- 1	6- 1				
0- 2	0- 0	0- 0	NEUTRAL	0- 0	0- 2	0- 0				
5- 6	0- 2	0- 1	NON-CONFERENCE	1- 1	1- 2	3- 0				
1- 0	0- 0	0- 0	HOME	1- 0	0- 0	0- 0				
4- 4	0- 2	0- 1	AWAY	0- 1	1- 0	3- 0				
0- 2	0- 0	0- 0	NEUTRAL	0- 0	0- 2	0- 0				
9- 3	0- 0	0- 0	CONFERENCE	0- 0	0- 2	9- 1				
6- 1	0- 0	0- 0	HOME	0- 0	0- 1	6- 0				
3- 2	0- 0	0- 0	AWAY	0- 0	0- 1	3- 1				
0- 0	0- 0	0- 0	NEUTRAL	0- 0	0- 0	0- 0				

RPI 1-25				RPI 26-50				RPI 51-100				RPI 101+ Team's RPI: 138			
RPI	S	Opponent	Score	RPI	S	Opponent	Score	RPI	S	Opponent	Score	RPI	S	Opponent	Score
1	A	Oregon	63 99	43	A	Iowa St.	59 79	77	A	Colorado	50 74	107	A	UT Arlington	74 63
13	A	Gonzaga	45 80					83	H	Rice	63 56	111	N	Utah	52 61
												127	N	UAB	68 84
												142	A	Jackson St.	79 81
												142	H	Jackson St.	61 72
												158	A	Tulane	72 62
												177	A	Hawaii	74 57
												247	H	Southern U.	61 56
												261	A	Alabama A&M	65 58
												282	A	Prairie View	47 50
												282	H	Prairie View	88 65
												317	A	UTRGV	71 44
												326	A	Alabama St.	81 54
												327	H	Alcorn	105 70
												339	H	Ark.-Pine Bluff	78 77
												344	A	Grambling	89 85
												344	H	Grambling	85 62
												351	H	Mississippi Val.	88 58
LAST 10 Division I															
				344	H	Grambling	85 62					339	H	Ark.-Pine Bluff	78 77
				142	H	Jackson St.	61 72					351	H	Mississippi Val.	88 58
				282	A	Prairie View	47 50					344	A	Grambling	89 85
				326	A	Alabama St.	81 54					142	A	Jackson St.	79 81
				261	A	Alabama A&M	65 58					282	H	Prairie View	88 65

Non-Div I Games:

Texas Southern

■ Loss,
 ■ Non-Conf,
 ■ S Site,
 ■ H Home
 ■ A Away
 N Neutral

Average RPI Win: 203	WON-LOST	WINNING	LAST 10	STRENGTH OF	OPP. STRENGTH	TEAM	ADJ.	CONF.	ADJ CONF.
Average RPI Loss: 182	RECORD	PCT. RANK	GAMES	SCHEDULE	OF SCHEDULE	RPI	RPI	RPI	RPI
DIV. I ONLY	8- 14	255	3-7	210	221	259	259	21	21
DIV. I NON-CONF.	5- 4	140	0	203	215	138	138	19	19
TOTALS	RPI 1-25	RPI 26-50	W-L RECORDS	RPI 51-100	RPI 101-150	RPI 150+			
8- 14	0- 1	0- 1	OVERALL	1- 2	1- 1	6- 9			
5- 6	0- 0	0- 0	HOME	1- 1	1- 0	3- 5			
3- 8	0- 1	0- 1	AWAY	0- 1	0- 1	3- 4			
0- 0	0- 0	0- 0	NEUTRAL	0- 0	0- 0	0- 0			
5- 4	0- 1	0- 0	NON-CONFERENCE	1- 0	0- 1	4- 2			
4- 0	0- 0	0- 0	HOME	1- 0	0- 0	3- 0			
1- 4	0- 1	0- 0	AWAY	0- 0	0- 1	1- 2			
0- 0	0- 0	0- 0	NEUTRAL	0- 0	0- 0	0- 0			
3- 10	0- 0	0- 1	CONFERENCE	0- 2	1- 0	2- 7			
1- 6	0- 0	0- 0	HOME	0- 1	1- 0	0- 5			
2- 4	0- 0	0- 1	AWAY	0- 1	0- 0	2- 2			
0- 0	0- 0	0- 0	NEUTRAL	0- 0	0- 0	0- 0			

RPI 1-25				RPI 26-50				RPI 51-100				RPI 101+ Team's RPI: 259			
RPI	S	Opponent	Score	RPI	S	Opponent	Score	RPI	S	Opponent	Score	RPI	S	Opponent	Score
19	A	TCU	52 79	48	A	Troy	50 84	82	A	Coastal Caro.	67 75	107	H	UT Arlington	72 55
								82	H	Coastal Caro.	59 69	113	A	Kansas	48 68
								95	H	A&M-Corpus Christi	57 48	152	H	New Orleans	51 49
												172	A	Dartmouth	61 51
												203	H	Louisiana	67 73
												210	A	Oral Roberts	57 63
												211	A	Little Rock	50 47
												211	H	Little Rock	66 78
												238	A	South Alabama	76 78
												240	A	Appalachian St.	65 73
												240	H	Appalachian St.	47 59
												246	A	Morgan St.	62 72
												260	A	Arkansas St.	83 69
												260	H	Arkansas St.	53 56
												302	H	UTSA	74 69
												327	H	Alcorn	67 59
												350	H	La.-Monroe	55 58
LAST 10 Division I															
260	A	Arkansas St.	83 69	238	A	South Alabama	76 78								
211	A	Little Rock	50 47	48	A	Troy	50 84								
240	H	Appalachian St.	47 59	203	H	Louisiana	67 73								
82	H	Coastal Caro.	59 69	350	H	La.-Monroe	55 58								
107	H	UT Arlington	72 55	240	A	Appalachian St.	65 73								

Non-Div I Games: Texas Lutheran 72 31 Tex. Permian Basin 83 45

Texas St.

■ Loss,
 ■ Non-Conf,
 ■ S Site,
 ■ Home
 ■ A Away
 N Neutral

Average RPI Win:	225	WON-LOST	WINNING	LAST 10	STRENGTH OF	OPP. STRENGTH	TEAM	ADJ.	CONF.	ADJ CONF.
Average RPI Loss:	62	RECORD	PCT. RANK	GAMES	SCHEDULE	OF SCHEDULE	RPI	RPI	RPI	RPI
DIV. I ONLY	15- 8	76	3-7	254	85	147	147	3	3	
DIV. I NON-CONF.	11- 0	1	0	350	341	159	159	3	3	
TOTALS	RPI 1-25	RPI 26-50	W-L RECORDS	RPI 51-100	RPI 101-150	RPI 150+				
15- 8	1- 1	1- 3	OVERALL	1- 3	3- 1	9- 0				
12- 3	0- 0	1- 2	HOME	1- 1	2- 0	8- 0				
2- 5	1- 1	0- 1	AWAY	0- 2	1- 1	0- 0				
1- 0	0- 0	0- 0	NEUTRAL	0- 0	0- 0	1- 0				
11- 0	0- 0	0- 0	NON-CONFERENCE	0- 0	2- 0	9- 0				
9- 0	0- 0	0- 0	HOME	0- 0	1- 0	8- 0				
1- 0	0- 0	0- 0	AWAY	0- 0	1- 0	0- 0				
1- 0	0- 0	0- 0	NEUTRAL	0- 0	0- 0	1- 0				
4- 8	1- 1	1- 3	CONFERENCE	1- 3	1- 1	0- 0				
3- 3	0- 0	1- 2	HOME	1- 1	1- 0	0- 0				
1- 5	1- 1	0- 1	AWAY	0- 2	0- 1	0- 0				
0- 0	0- 0	0- 0	NEUTRAL	0- 0	0- 0	0- 0				

RPI 1-25				RPI 26-50				RPI 51-100				RPI 101+ Team's RPI: 147			
RPI	S	Opponent	Score	RPI	S	Opponent	Score	RPI	S	Opponent	Score	RPI	S	Opponent	Score
5	A	Baylor	79 87	41	A	Texas	66 92	55	A	West Virginia	60 67	108	A	San Diego	64 60
19	A	TCU	80 76	41	H	Texas	66 81	57	H	Oklahoma	89 84	113	A	Kansas	50 67
				43	H	Iowa St.	66 96	98	A	Kansas St.	70 84	113	H	Kansas	89 72
				46	H	Oklahoma St.	109 79	98	H	Kansas St.	72 76	150	H	Sam Houston St.	99 57
												281	H	Ole Miss	84 48
												282	H	Prairie View	82 48
												302	H	UTSA	115 58
												318	H	Houston Baptist	59 51
												329	N	Purdue Fort Wayne	82 48
												337	H	Northwestern St.	79 49
												339	H	Ark.-Pine Bluff	81 55
												343	H	Florida A&M	98 60
												350	H	La.-Monroe	83 38
LAST 10 Division I															
55	A	West Virginia	60 67	5	A	Baylor	79 87								
113	H	Kansas	89 72	57	H	Oklahoma	89 84								
41	H	Texas	66 81	113	A	Kansas	50 67								
98	A	Kansas St.	70 84	41	A	Texas	66 92								
46	H	Oklahoma St.	109 79	98	H	Kansas St.	72 76								

Non-Div I Games:

Texas Tech

■ Loss,
 ■ Non-Conf,
 ■ S Site,
 ■ H Home
 ■ A Away
 N Neutral

Average RPI Win: 196	WON-LOST	WINNING	LAST 10	STRENGTH OF	OPP. STRENGTH	TEAM	ADJ.	CONF.	ADJ CONF.
Average RPI Loss: 113	RECORD	PCT. RANK	GAMES	SCHEDULE	OF SCHEDULE	RPI	RPI	RPI	RPI
DIV. I ONLY	11- 12	190	5-5	124	129	156	156	10	10
DIV. I NON-CONF.	5- 6	187	0	179	219	203	203	10	10
TOTALS	RPI 1-25	RPI 26-50	W-L RECORDS	RPI 51-100	RPI 101-150	RPI 150+			
11- 12	0- 1	0- 2	OVERALL	1- 1	4- 3	6- 5			
6- 5	0- 0	0- 1	HOME	1- 1	2- 0	3- 3			
4- 6	0- 1	0- 0	AWAY	0- 0	1- 3	3- 2			
1- 1	0- 0	0- 1	NEUTRAL	0- 0	1- 0	0- 0			
5- 6	0- 0	0- 2	NON-CONFERENCE	1- 0	1- 2	3- 2			
2- 3	0- 0	0- 1	HOME	1- 0	0- 0	1- 2			
2- 2	0- 0	0- 0	AWAY	0- 0	0- 2	2- 0			
1- 1	0- 0	0- 1	NEUTRAL	0- 0	1- 0	0- 0			
6- 6	0- 1	0- 0	CONFERENCE	0- 1	3- 1	3- 3			
4- 2	0- 0	0- 0	HOME	0- 1	2- 0	2- 1			
2- 4	0- 1	0- 0	AWAY	0- 0	1- 1	1- 2			
0- 0	0- 0	0- 0	NEUTRAL	0- 0	0- 0	0- 0			

RPI 1-25				RPI 26-50				RPI 51-100				RPI 101+ Team's RPI: 156			
RPI	S	Opponent	Score	RPI	S	Opponent	Score	RPI	S	Opponent	Score	RPI	S	Opponent	Score
17	A	Central Mich.	66 73	48	N	Troy	64 71	58	H	Ball St.	58 60	104	A	Kent St.	68 87
				50	H	Dayton	42 60	60	H	Belmont	53 48	104	H	Kent St.	69 60
												110	A	Notre Dame	51 54
												116	N	Pacific	66 65
												120	A	Duquesne	74 79
												133	A	Buffalo	78 62
												133	H	Buffalo	71 59
												151	A	Western Mich.	72 84
												154	H	Valparaiso	54 61
												175	H	Eastern Mich.	62 77
												178	H	Memphis	76 83
												179	A	Northern Ill.	63 51
												188	A	Miami (OH)	83 92
												191	H	Akron	65 61
												254	H	Bowling Green	79 72
												308	A	Georgia St.	74 48
												333	A	Detroit Mercy	82 64
												340	H	Canisius	83 65
LAST 10 Division I															
104	A	Kent St.	68 87	175	H	Eastern Mich.	62 77	17	A	Central Mich.	66 73				
58	H	Ball St.	58 60	254	H	Bowling Green	79 72	191	H	Akron	65 61				
133	A	Buffalo	78 62	179	A	Northern Ill.	63 51								
188	A	Miami (OH)	83 92												
104	H	Kent St.	69 60												

Non-Div I Games:

Toledo

Average RPI Win:	216	WON-LOST	WINNING	LAST 10	STRENGTH OF	OPP. STRENGTH	TEAM	ADJ.	CONF.	ADJ CONF.
Average RPI Loss:	115	RECORD	PCT. RANK	GAMES	SCHEDULE	OF SCHEDULE	RPI	RPI	RPI	RPI
DIV. I ONLY	11- 11	177	7-3	145	119	171	171	14	14	
DIV. I NON-CONF.	4- 6	212	0	148	57	214	214	13	13	
TOTALS	RPI 1-25	RPI 26-50	W-L RECORDS	RPI 51-100	RPI 101-150	RPI 150+				
11- 11	0- 1	1- 3	OVERALL	0- 1	1- 2	9- 4				
8- 4	0- 0	1- 0	HOME	0- 1	1- 1	6- 2				
2- 6	0- 0	0- 3	AWAY	0- 0	0- 1	2- 2				
1- 1	0- 1	0- 0	NEUTRAL	0- 0	0- 0	1- 0				
4- 6	0- 1	0- 1	NON-CONFERENCE	0- 1	0- 1	4- 2				
3- 2	0- 0	0- 0	HOME	0- 1	0- 0	3- 1				
0- 3	0- 0	0- 1	AWAY	0- 0	0- 1	0- 1				
1- 1	0- 1	0- 0	NEUTRAL	0- 0	0- 0	1- 0				
7- 5	0- 0	1- 2	CONFERENCE	0- 0	1- 1	5- 2				
5- 2	0- 0	1- 0	HOME	0- 0	1- 1	3- 1				
2- 3	0- 0	0- 2	AWAY	0- 0	0- 0	2- 1				
0- 0	0- 0	0- 0	NEUTRAL	0- 0	0- 0	0- 0				

RPI 1-25				RPI 26-50				RPI 51-100				RPI 101+ Team's RPI: 171			
RPI	S	Opponent	Score	RPI	S	Opponent	Score	RPI	S	Opponent	Score	RPI	S	Opponent	Score
10	N	Iowa	72 100	42	A	James Madison	39 81	75	H	Temple	59 74	108	A	San Diego	67 81
				42	H	James Madison	76 75					126	H	Northeastern	81 68
				47	A	Rutgers	53 67					131	H	William & Mary	75 83
				49	A	Drexel	50 59					160	H	Elon	61 74
												170	H	Mt. St. Mary's	73 57
												189	A	Delaware	62 69
												205	H	American	63 60
												207	H	Penn St.	67 73
												228	N	Iona	75 58
												235	H	Marshall	59 56
												243	A	San Diego St.	72 80
												257	A	Col. of Charleston	79 62
												257	H	Col. of Charleston	83 72
												270	A	UNCW	62 41
												270	H	UNCW	78 45
												319	H	Hofstra	84 71
LAST 10 Division I															
				257	H	Col. of Charleston	83 72					319	H	Hofstra	84 71
				270	H	UNCW	78 45					126	H	Northeastern	81 68
				42	A	James Madison	39 81					270	A	UNCW	62 41
				189	A	Delaware	62 69					257	A	Col. of Charleston	79 62
				49	A	Drexel	50 59					42	H	James Madison	76 75

Non-Div I Games: Chestnut Hill 86 49

Towson

Average RPI Win:	221	WON-LOST	WINNING	LAST 10	STRENGTH OF	OPP. STRENGTH	TEAM	ADJ.	CONF.	ADJ CONF.
Average RPI Loss:	82	RECORD	PCT. RANK	GAMES	SCHEDULE	OF SCHEDULE	RPI	RPI	RPI	RPI
DIV. I ONLY	18- 4	27	8-2	173	221	48	48	21	21	
DIV. I NON-CONF.	7- 2	53	0	104	66	29	29	19	19	
TOTALS	RPI 1-25	RPI 26-50	W-L RECORDS	RPI 51-100	RPI 101-150	RPI 150+				
18- 4	0- 1	0- 1	OVERALL	1- 1	3- 0	14- 1				
8- 1	0- 0	0- 0	HOME	1- 0	1- 0	6- 1				
8- 3	0- 1	0- 1	AWAY	0- 1	1- 0	7- 0				
2- 0	0- 0	0- 0	NEUTRAL	0- 0	1- 0	1- 0				
7- 2	0- 1	0- 1	NON-CONFERENCE	0- 0	2- 0	5- 0				
2- 0	0- 0	0- 0	HOME	0- 0	0- 0	2- 0				
3- 2	0- 1	0- 1	AWAY	0- 0	1- 0	2- 0				
2- 0	0- 0	0- 0	NEUTRAL	0- 0	1- 0	1- 0				
11- 2	0- 0	0- 0	CONFERENCE	1- 1	1- 0	9- 1				
6- 1	0- 0	0- 0	HOME	1- 0	1- 0	4- 1				
5- 1	0- 0	0- 0	AWAY	0- 1	0- 0	5- 0				
0- 0	0- 0	0- 0	NEUTRAL	0- 0	0- 0	0- 0				

RPI 1-25				RPI 26-50				Team's RPI: 48				RPI 51-100				RPI 101+			
RPI	S	Opponent	Score	RPI	S	Opponent	Score	RPI	S	Opponent	Score	RPI	S	Opponent	Score	RPI	S	Opponent	Score
11	A	Mississippi St.	82 122	31	A	Duke	85 99	82	A	Coastal Caro.	103 124	104	N	Kent St.	71 64	107	H	UT Arlington	85 69
								82	H	Coastal Caro.	84 77					112	A	Bethune-Cookman	68 62
												156	N	Toledo	71 64	164	A	Samford	74 65
												197	A	Chattanooga	90 51	203	A	Louisiana	67 64
												203	H	Louisiana	73 79	238	H	South Alabama	85 68
												240	A	Appalachian St.	81 61	240	H	Appalachian St.	84 55
												259	H	Texas St.	84 50	274	H	Jacksonville St.	94 64
												284	H	ETSU	79 61	301	A	Ga. Southern	79 69
												308	A	Georgia St.	71 57	350	A	La.-Monroe	72 65
												350	H	La.-Monroe	77 65				
LAST 10 Division I																			
240	A	Appalachian St.	81 61	107	H	UT Arlington	85 69												
82	A	Coastal Caro.	103 124	259	H	Texas St.	84 50												
203	A	Louisiana	67 64	308	A	Georgia St.	71 57												
350	H	La.-Monroe	77 65	301	A	Ga. Southern	79 69												
238	H	South Alabama	85 68	203	H	Louisiana	73 79												

Non-Div I Games: AUM 72 42 Fort Valley St. 101 52

Troy

Tulane

Through Games Of Feb. 17, 2020

Average RPI Win: 183	WON-LOST	WINNING	LAST 10	STRENGTH OF	OPP. STRENGTH	TEAM	ADJ.	CONF.	ADJ CONF.
Average RPI Loss: 106	RECORD	PCT. RANK	GAMES	SCHEDULE	OF SCHEDULE	RPI	RPI	RPI	RPI
DIV. I ONLY	12- 13	186	5-5	98	95	158	158	9	9
DIV. I NON-CONF.	5- 8	221	0	85	116	202	202	9	9
TOTALS	RPI 1-25	RPI 26-50	W-L RECORDS	RPI 51-100	RPI 101-150	RPI 150+			
12- 13	0- 0	1- 1	OVERALL	1- 7	3- 2	7- 3			
7- 9	0- 0	1- 1	HOME	1- 4	1- 2	4- 2			
5- 2	0- 0	0- 0	AWAY	0- 1	2- 0	3- 1			
0- 2	0- 0	0- 0	NEUTRAL	0- 2	0- 0	0- 0			
5- 8	0- 0	0- 1	NON-CONFERENCE	0- 5	2- 1	3- 1			
3- 6	0- 0	0- 1	HOME	0- 3	1- 1	2- 1			
2- 0	0- 0	0- 0	AWAY	0- 0	1- 0	1- 0			
0- 2	0- 0	0- 0	NEUTRAL	0- 2	0- 0	0- 0			
7- 5	0- 0	1- 0	CONFERENCE	1- 2	1- 1	4- 2			
4- 3	0- 0	1- 0	HOME	1- 1	0- 1	2- 1			
3- 2	0- 0	0- 0	AWAY	0- 1	1- 0	2- 1			
0- 0	0- 0	0- 0	NEUTRAL	0- 0	0- 0	0- 0			

RPI S	Opponent	Score	RPI S	Opponent	Score	RPI S	Opponent	Score	RPI S	Opponent	Score	Team's RPI: 158
26	H LSU	54 59	44	H UCF	60 59	52	H Middle Tenn.	62 64	136	A Washington	64 62	
						65	N Charlotte	56 60	138	H Texas Southern	62 72	
						69	N Boston College	76 89	142	H Jackson St.	82 46	
						70	A South Fla.	56 63	146	A Wichita St.	61 56	
						70	H South Fla.	43 53	146	H Wichita St.	68 69	
						77	H Colorado	52 62	167	H Houston	60 66	
						81	H Alabama	56 66	178	A Memphis	62 64	
						85	H Cincinnati	64 59	178	H Memphis	59 55	
									208	A Southern Miss.	62 58	
									224	H Central Ark.	65 38	
									238	H South Alabama	53 62	
									244	A Tulsa	50 46	
									244	H Tulsa	64 62	
									249	A SMU	67 66	
									301	H Ga. Southern	56 40	
LAST 10 Division I												
146	H Wichita St.	68 69	70	A South Fla.	56 63							
70	H South Fla.	43 53	44	H UCF	60 59							
178	A Memphis	62 64	85	H Cincinnati	64 59							
167	H Houston	60 66	249	A SMU	67 66							
244	A Tulsa	50 46	178	H Memphis	59 55							

Non-Div I Games:

Tulane

■ Loss,
 ■ Non-Conf,
 ■ S Site,
 ■ H Home
 ■ A Away
 N Neutral

Average RPI Win:	249	WON-LOST	WINNING	LAST 10	STRENGTH OF	OPP. STRENGTH	TEAM	ADJ.	CONF.	ADJ CONF.
Average RPI Loss:	109	RECORD	PCT. RANK	GAMES	SCHEDULE	OF SCHEDULE	RPI	RPI	RPI	RPI
DIV. I ONLY	7- 18	294	2-8	95	92	244	244	9	9	
DIV. I NON-CONF.	5- 8	221	0	98	165	196	196	9	9	
TOTALS	RPI 1-25	RPI 26-50	W-L RECORDS	RPI 51-100	RPI 101-150	RPI 150+				
7- 18	0- 1	0- 5	OVERALL	0- 4	0- 2	7- 6				
6- 6	0- 0	0- 2	HOME	0- 3	0- 0	6- 1				
1- 10	0- 1	0- 1	AWAY	0- 1	0- 2	1- 5				
0- 2	0- 0	0- 2	NEUTRAL	0- 0	0- 0	0- 0				
5- 8	0- 0	0- 4	NON-CONFERENCE	0- 1	0- 1	5- 2				
4- 2	0- 0	0- 1	HOME	0- 1	0- 0	4- 0				
1- 4	0- 0	0- 1	AWAY	0- 0	0- 1	1- 2				
0- 2	0- 0	0- 2	NEUTRAL	0- 0	0- 0	0- 0				
2- 10	0- 1	0- 1	CONFERENCE	0- 3	0- 1	2- 4				
2- 4	0- 0	0- 1	HOME	0- 2	0- 0	2- 1				
0- 6	0- 1	0- 0	AWAY	0- 1	0- 1	0- 3				
0- 0	0- 0	0- 0	NEUTRAL	0- 0	0- 0	0- 0				

RPI	S	Opponent	Score	RPI	S	Opponent	Score	RPI	S	Opponent	Score	RPI	S	Opponent	Score	Team's RPI: 244
7	A	UConn	34 92	32	N	Western Ky.	63 76	70	H	South Fla.	52 68	125	A	Abilene Christian	63 73	
				33	N	Marquette	60 61	75	H	Temple	65 74	146	A	Wichita St.	46 57	
				37	A	Arkansas	41 91	85	A	Cincinnati	53 78	158	A	Tulane	62 64	
				44	H	UCF	49 62	90	H	SFA	63 67	158	H	Tulane	46 50	
				46	H	Oklahoma St.	48 78					178	A	Memphis	44 63	
												210	H	Oral Roberts	67 65	
												211	A	Little Rock	51 63	
												212	A	Stetson	60 66	
												217	A	UTEP	58 51	
												249	A	SMU	38 57	
												249	H	SMU	65 58	
												251	H	East Carolina	58 56	
												260	H	Arkansas St.	79 77	
												265	H	Colorado St.	61 55	
												291	H	LMU (CA)	75 56	
LAST 10 Division I																
249	H	SMU	65 58	249	A	SMU	38 57									
85	A	Cincinnati	53 78	251	H	East Carolina	58 56									
44	H	UCF	49 62	7	A	UConn	34 92									
178	A	Memphis	44 63	146	A	Wichita St.	46 57									
158	H	Tulane	46 50	70	H	South Fla.	52 68									

Non-Div I Games:

Tulsa

■ Loss,
■ Non-Conf,
■ S Site,
■ H Home
■ A Away
N Neutral

TOTALS	RPI 1-25	RPI 26-50	W-L RECORDS	RPI 51-100	RPI 101-150	RPI 150+
14- 9	0- 0	1- 1	OVERALL	0- 5	2- 1	11- 2
9- 3	0- 0	1- 0	HOME	0- 2	1- 1	7- 0
4- 5	0- 0	0- 1	AWAY	0- 2	0- 0	4- 2
1- 1	0- 0	0- 0	NEUTRAL	0- 1	1- 0	0- 0
6- 4	0- 0	0- 0	NON-CONFERENCE	0- 2	2- 1	4- 1
4- 1	0- 0	0- 0	HOME	0- 0	1- 1	3- 0
1- 2	0- 0	0- 0	AWAY	0- 1	0- 0	1- 1
1- 1	0- 0	0- 0	NEUTRAL	0- 1	1- 0	0- 0
8- 5	0- 0	1- 1	CONFERENCE	0- 3	0- 0	7- 1
5- 2	0- 0	1- 0	HOME	0- 2	0- 0	4- 0
3- 3	0- 0	0- 1	AWAY	0- 1	0- 0	3- 1
0- 0	0- 0	0- 0	NEUTRAL	0- 0	0- 0	0- 0

0- 0	0- 0	0- 0	NEUTRAL	0- 0	0- 0	0- 0	U
------	------	------	---------	------	------	------	---

UAB

Page 298

Average RPI Win:	252	WON-LOST	WINNING	LAST 10	STRENGTH OF	OPP. STRENGTH	TEAM	ADJ.	CONF.	ADJ CONF.
Average RPI Loss:	158	RECORD	PCT. RANK	GAMES	SCHEDULE	OF SCHEDULE	RPI	RPI	RPI	RPI
DIV. I ONLY	13- 10	132	9-1	236	230	159	159	28	28	
DIV. I NON-CONF.	4- 8	235	0	110	152	207	207	26	26	
TOTALS	RPI 1-25	RPI 26-50	W-L RECORDS	RPI 51-100	RPI 101-150	RPI 150+				
13- 10	0- 1	0- 0	OVERALL	0- 3	1- 0	12- 6				
9- 2	0- 0	0- 0	HOME	0- 0	1- 0	8- 2				
4- 8	0- 1	0- 0	AWAY	0- 3	0- 0	4- 4				
0- 0	0- 0	0- 0	NEUTRAL	0- 0	0- 0	0- 0				
4- 8	0- 1	0- 0	NON-CONFERENCE	0- 3	1- 0	3- 4				
3- 2	0- 0	0- 0	HOME	0- 0	1- 0	2- 2				
1- 6	0- 1	0- 0	AWAY	0- 3	0- 0	1- 2				
0- 0	0- 0	0- 0	NEUTRAL	0- 0	0- 0	0- 0				
9- 2	0- 0	0- 0	CONFERENCE	0- 0	0- 0	9- 2				
6- 0	0- 0	0- 0	HOME	0- 0	0- 0	6- 0				
3- 2	0- 0	0- 0	AWAY	0- 0	0- 0	3- 2				
0- 0	0- 0	0- 0	NEUTRAL	0- 0	0- 0	0- 0				

RPI 1-25			RPI 26-50			RPI 51-100			RPI 101+ Team's RPI: 159		
RPI	S	Opponent	Score	RPI	S	Opponent	Score	RPI	S	Opponent	Score
9	A	Stanford	55 67					59	A	Fresno St.	65 73
								71	A	Minnesota	67 76
								88	A	Montana St.	65 77
								132	H	Boston U.	75 68
								155	A	Saint Mary's (CA)	74 83
								161	A	Northern Ariz.	71 61
								177	H	Hawaii	62 49
								190	A	Pepperdine	67 70
								204	H	Santa Clara	61 62
								220	H	Portland St.	70 76
								231	A	Cal St. Fullerton	72 61
								236	H	San Francisco	79 67
								267	A	UC Santa Barbara	56 46
								267	H	UC Santa Barbara	66 63
								276	H	Long Beach St.	57 55
								283	A	UC Riverside	70 75
								298	H	CSUN	61 39
								299	H	Sacramento St.	77 75
								304	A	UC Irvine	68 73
								304	H	UC Irvine	65 53
								313	A	Cal Poly	42 36
								313	H	Cal Poly	71 58
LAST 10 Division I											
304	H	UC Irvine	65 53	298	H	CSUN	61 39				
313	H	Cal Poly	71 58	313	A	Cal Poly	42 36				
304	A	UC Irvine	68 73	267	A	UC Santa Barbara	56 46				
231	A	Cal St. Fullerton	72 61	276	H	Long Beach St.	57 55				
267	H	UC Santa Barbara	66 63	177	H	Hawaii	62 49				

Non-Div I Games: William Jessup 96 32

UC Davis

■ Loss,
 ■ Non-Conf,
 ■ S Site,
 ■ H Home
 ■ A Away
 N Neutral

Average RPI Win:	237	WON-LOST	WINNING	LAST 10	STRENGTH OF	OPP. STRENGTH	TEAM	ADJ.	CONF.	ADJ CONF.
Average RPI Loss:	199	RECORD	PCT. RANK	GAMES	SCHEDULE	OF SCHEDULE	RPI	RPI	RPI	RPI
DIV. I ONLY	7- 17	288	4-6	267	229	304	304	28	28	
DIV. I NON-CONF.	3- 10	282	0	217	156	301	301	26	26	
TOTALS	RPI 1-25	RPI 26-50	W-L RECORDS	RPI 51-100	RPI 101-150	RPI 150+				
7- 17	0- 1	0- 0	OVERALL	0- 1	0- 2	7- 13				
4- 4	0- 0	0- 0	HOME	0- 0	0- 0	4- 4				
2- 9	0- 1	0- 0	AWAY	0- 1	0- 0	2- 7				
1- 4	0- 0	0- 0	NEUTRAL	0- 0	0- 2	1- 2				
3- 10	0- 1	0- 0	NON-CONFERENCE	0- 1	0- 2	3- 6				
2- 1	0- 0	0- 0	HOME	0- 0	0- 0	2- 1				
0- 5	0- 1	0- 0	AWAY	0- 1	0- 0	0- 3				
1- 4	0- 0	0- 0	NEUTRAL	0- 0	0- 2	1- 2				
4- 7	0- 0	0- 0	CONFERENCE	0- 0	0- 0	4- 7				
2- 3	0- 0	0- 0	HOME	0- 0	0- 0	2- 3				
2- 4	0- 0	0- 0	AWAY	0- 0	0- 0	2- 4				
0- 0	0- 0	0- 0	NEUTRAL	0- 0	0- 0	0- 0				

RPI	S	Opponent	Score	RPI	S	Opponent	Score	RPI	S	Opponent	Score	RPI	S	Opponent	Score	Team's RPI: 304
15	A	Oregon St.	57 86					99	A	Washington St.	59 87	101	N	Vanderbilt	63 76	
												109	N	Davidson	72 78	
												159	A	UC Davis	53 65	
												159	H	UC Davis	73 68	
												162	N	North Ala.	60 88	
												165	H	San Jose St.	79 77	
												177	A	Hawaii	70 94	
												187	A	Southern Utah	68 82	
												220	H	Portland St.	61 70	
												220	N	Portland St.	83 75	
												231	H	Cal St. Fullerton	82 75	
												236	N	San Francisco	61 68	
												249	A	SMU	56 59	
												258	A	Denver	75 83	
												267	A	UC Santa Barbara	57 67	
												267	H	UC Santa Barbara	61 65	
												276	H	Long Beach St.	46 56	
												283	A	UC Riverside	77 53	
												291	H	LMU (CA)	80 65	
												298	A	CSUN	62 70	
												298	H	CSUN	51 56	
												313	A	Cal Poly	68 57	
LAST 10 Division I																
159	A	UC Davis	53 65	177	A	Hawaii	70 94									
231	H	Cal St. Fullerton	82 75	276	H	Long Beach St.	46 56									
159	H	UC Davis	73 68	298	H	CSUN	51 56									
267	A	UC Santa Barbara	57 67	313	A	Cal Poly	68 57									
283	A	UC Riverside	77 53	267	H	UC Santa Barbara	61 65									

Non-Div I Games: Westcliff 93 41

UC Irvine

Loss, Non-Conf, S Site, H Home A Away N Neutral

UC Riverside

Through Games Of Feb. 17, 2020

Average RPI Win:	269	WON-LOST	WINNING	LAST 10	STRENGTH OF	OPP. STRENGTH	TEAM	ADJ.	CONF.	ADJ CONF.
Average RPI Loss:	189	RECORD	PCT. RANK	GAMES	SCHEDULE	OF SCHEDULE	RPI	RPI	RPI	RPI
DIV. I ONLY	8- 16	263	4-6	242	254	283	283	28	28	
DIV. I NON-CONF.	4- 10	259	0	194	197	262	262	26	26	
TOTALS	RPI 1-25	RPI 26-50	W-L RECORDS	RPI 51-100	RPI 101-150	RPI 150+				
8- 16	0- 2	0- 0	OVERALL	0- 1	0- 2	8- 11				
6- 4	0- 0	0- 0	HOME	0- 1	0- 0	6- 3				
2- 12	0- 2	0- 0	AWAY	0- 0	0- 2	2- 8				
0- 0	0- 0	0- 0	NEUTRAL	0- 0	0- 0	0- 0				
4- 10	0- 2	0- 0	NON-CONFERENCE	0- 1	0- 2	4- 5				
3- 2	0- 0	0- 0	HOME	0- 1	0- 0	3- 1				
1- 8	0- 2	0- 0	AWAY	0- 0	0- 2	1- 4				
0- 0	0- 0	0- 0	NEUTRAL	0- 0	0- 0	0- 0				
4- 6	0- 0	0- 0	CONFERENCE	0- 0	0- 0	4- 6				
3- 2	0- 0	0- 0	HOME	0- 0	0- 0	3- 2				
1- 4	0- 0	0- 0	AWAY	0- 0	0- 0	1- 4				
0- 0	0- 0	0- 0	NEUTRAL	0- 0	0- 0	0- 0				

RPI 1-25				RPI 26-50				RPI 51-100				RPI 101+ Team's RPI: 283			
RPI	S	Opponent	Score	RPI	S	Opponent	Score	RPI	S	Opponent	Score	RPI	S	Opponent	Score
1	A	Oregon	41 84					76	H	Southern California	59 76	117	A	VCU	51 67
24	A	Arizona	27 70									134	A	California	61 84
												159	H	UC Davis	75 70
												177	A	Hawaii	57 80
												177	H	Hawaii	59 65
												187	A	Southern Utah	68 79
												199	A	New Mexico	70 80
												217	A	UTEP	50 63
												226	H	CSU Bakersfield	53 52
												231	A	Cal St. Fullerton	61 71
												265	A	Colorado St.	40 52
												267	H	UC Santa Barbara	66 61
												276	A	Long Beach St.	67 73
												276	H	Long Beach St.	58 57
												287	H	California Baptist	80 64
												298	A	CSUN	67 62
												304	H	UC Irvine	53 77
												313	A	Cal Poly	70 75
												316	A	New Mexico St.	60 58
												321	H	Weber St.	54 64
												325	H	Utah Valley	67 53
LAST 10 Division I															
276	H	Long Beach St.	58 57	177	H	Hawaii	59 65								
231	A	Cal St. Fullerton	61 71	313	A	Cal Poly	70 75								
298	A	CSUN	67 62	267	H	UC Santa Barbara	66 61								
304	H	UC Irvine	53 77	177	A	Hawaii	57 80								
276	A	Long Beach St.	67 73	159	H	UC Davis	75 70								

Non-Div I Games:

UC Riverside

Loss, Non-Conf, S Site, H Home A Away N Neutral

Average RPI Win:	271	WON-LOST	WINNING	LAST 10	STRENGTH OF	OPP. STRENGTH	TEAM	ADJ.	CONF.	ADJ CONF.
Average RPI Loss:	183	RECORD	PCT. RANK	GAMES	SCHEDULE	OF SCHEDULE	RPI	RPI	RPI	RPI
DIV. I ONLY	9- 14	242	5-5	243	304	267	267	28	28	
DIV. I NON-CONF.	4- 8	235	0	180	284	263	263	26	26	
TOTALS	RPI 1-25	RPI 26-50	W-L RECORDS	RPI 51-100	RPI 101-150	RPI 150+				
9- 14	0- 1	0- 0	OVERALL	1- 1	0- 1	8- 11				
5- 5	0- 0	0- 0	HOME	1- 0	0- 1	4- 4				
3- 8	0- 1	0- 0	AWAY	0- 0	0- 0	3- 7				
1- 1	0- 0	0- 0	NEUTRAL	0- 1	0- 0	1- 0				
4- 8	0- 1	0- 0	NON-CONFERENCE	1- 1	0- 1	3- 5				
3- 2	0- 0	0- 0	HOME	1- 0	0- 1	2- 1				
0- 5	0- 1	0- 0	AWAY	0- 0	0- 0	0- 4				
1- 1	0- 0	0- 0	NEUTRAL	0- 1	0- 0	1- 0				
5- 6	0- 0	0- 0	CONFERENCE	0- 0	0- 0	5- 6				
2- 3	0- 0	0- 0	HOME	0- 0	0- 0	2- 3				
3- 3	0- 0	0- 0	AWAY	0- 0	0- 0	3- 3				
0- 0	0- 0	0- 0	NEUTRAL	0- 0	0- 0	0- 0				

RPI	S	Opponent	Score	RPI	S	Opponent	Score	RPI	S	Opponent	Score	RPI	S	Opponent	Score	Team's RPI: 267
24	A	Arizona	42 61					76	H	Southern California	57 46	116	H	Pacific	53 63	
								90	N	SFA	56 67	155	A	Saint Mary's (CA)	43 64	
												159	A	UC Davis	63 66	
												159	H	UC Davis	46 56	
												165	H	San Jose St.	70 73	
												177	H	Hawaii	51 63	
												218	A	Grand Canyon	57 58	
												226	A	CSU Bakersfield	62 66	
												231	A	Cal St. Fullerton	75 66	
												231	H	Cal St. Fullerton	68 70	
												243	H	San Diego St.	64 52	
												276	A	Long Beach St.	53 59	
												283	A	UC Riverside	61 66	
												287	A	California Baptist	81 85	
												298	A	CSUN	65 55	
												304	A	UC Irvine	65 61	
												304	H	UC Irvine	67 57	
												313	H	Cal Poly	52 50	
												325	H	Utah Valley	59 51	
												348	N	Chicago St.	96 65	
LAST 10 Division I																
298	A	CSUN	65 55	231	A	Cal St. Fullerton	75 66									
276	A	Long Beach St.	53 59	159	H	UC Davis	46 56									
177	H	Hawaii	51 63	283	A	UC Riverside	61 66									
304	H	UC Irvine	67 57	304	A	UC Irvine	65 61									
159	A	UC Davis	63 66	313	H	Cal Poly	52 50									

Non-Div I Games: Ottawa (AZ) 72 57

UC Santa Barbara

■ Loss,
 ■ Non-Conf,
 ■ S Site,
 ■ Home
 ■ A Away
 N Neutral

UCF				STRENGTH OF SCHEDULE	OPP. STRENGTH OF SCHEDULE	TEAM RPI	ADJ. RPI	CONF. RPI	ADJ CONF. RPI
Average RPI Win:	170	WON-LOST RECORD	WINNING PCT. RANK						
Average RPI Loss:	58		LAST 10 GAMES						
DIV. I ONLY	15- 8	76	6-4	42	79	44	44	9	9
DIV. I NON-CONF.	8- 4	90	0	19	76	44	44	9	9

TOTALS	RPI 1-25	RPI 26-50	W-L RECORDS	RPI 51-100	RPI 101-150	RPI 150+			
15- 8	1- 2	0- 2	OVERALL	3- 3	0- 0	11- 1			
11- 1	1- 1	0- 0	HOME	1- 0	0- 0	9- 0			
4- 5	0- 0	0- 1	AWAY	2- 3	0- 0	2- 1			
0- 2	0- 1	0- 1	NEUTRAL	0- 0	0- 0	0- 0			
8- 4	1- 1	0- 2	NON-CONFERENCE	1- 1	0- 0	6- 0			
7- 0	1- 0	0- 0	HOME	0- 0	0- 0	6- 0			
1- 2	0- 0	0- 1	AWAY	1- 1	0- 0	0- 0			
0- 2	0- 1	0- 1	NEUTRAL	0- 0	0- 0	0- 0			
7- 4	0- 1	0- 0	CONFERENCE	2- 2	0- 0	5- 1			
4- 1	0- 1	0- 0	HOME	1- 0	0- 0	3- 0			
3- 3	0- 0	0- 0	AWAY	1- 2	0- 0	2- 1			
0- 0	0- 0	0- 0	NEUTRAL	0- 0	0- 0	0- 0			

RPI 1-25				RPI 26-50				RPI 51-100				RPI 101+			
RPI	S	Opponent	Score	RPI	S	Opponent	Score	RPI	S	Opponent	Score	RPI	S	Opponent	Score
7	H	UConn	52 59	29	A	FGCU	50 72	60	A	Belmont	37 72	155	H	Saint Mary's (CA)	67 58
8	N	UCLA	56 61	42	N	James Madison	43 46	70	A	South Fla.	64 57	158	A	Tulane	59 60
17	H	Central Mich.	64 58					75	A	Temple	65 67	163	H	Wright St.	69 53
								85	A	Cincinnati	64 81	167	A	Houston	67 49
								85	H	Cincinnati	49 42	178	H	Memphis	82 66
								90	A	SFA	63 57	184	H	Quinnipiac	80 58
												189	H	Delaware	75 49
												212	H	Stetson	66 40
												244	A	Tulsa	62 49
												249	H	SMU	67 57
												251	H	East Carolina	91 55
												290	H	Pittsburgh	74 58

LAST 10 Division I															
85	H	Cincinnati	49 42	178	H	Memphis	82 66								
167	A	Houston	67 49	158	A	Tulane	59 60								
244	A	Tulsa	62 49	70	A	South Fla.	64 57								
249	H	SMU	67 57	7	H	UConn	52 59								
75	A	Temple	65 67	85	A	Cincinnati	64 81								

Non-Div I Games:

UCF

■ Loss,
 ■ Non-Conf,
 ■ S Site,
 ■ H Home
 ■ A Away
 N Neutral

Average RPI Win:	114	WON-LOST	WINNING	LAST 10	STRENGTH OF	OPP. STRENGTH	TEAM	ADJ.	CONF.	ADJ CONF.
Average RPI Loss:	34	RECORD	PCT. RANK	GAMES	SCHEDULE	OF SCHEDULE	RPI	RPI	RPI	RPI
DIV. I ONLY	22- 3	12	7-3	33	12	8	8	1	1	
DIV. I NON-CONF.	11- 0	1	0	176	53	16	16	1	1	
TOTALS	RPI 1-25	RPI 26-50	W-L RECORDS	RPI 51-100	RPI 101-150	RPI 150+				
22- 3	4- 2	3- 0	OVERALL	6- 1	4- 0	5- 0				
12- 1	2- 1	1- 0	HOME	3- 0	2- 0	4- 0				
9- 2	2- 1	1- 0	AWAY	3- 1	2- 0	1- 0				
1- 0	0- 0	1- 0	NEUTRAL	0- 0	0- 0	0- 0				
11- 0	1- 0	1- 0	NON-CONFERENCE	3- 0	1- 0	5- 0				
6- 0	0- 0	0- 0	HOME	1- 0	1- 0	4- 0				
4- 0	1- 0	0- 0	AWAY	2- 0	0- 0	1- 0				
1- 0	0- 0	1- 0	NEUTRAL	0- 0	0- 0	0- 0				
11- 3	3- 2	2- 0	CONFERENCE	3- 1	3- 0	0- 0				
6- 1	2- 1	1- 0	HOME	2- 0	1- 0	0- 0				
5- 2	1- 1	1- 0	AWAY	1- 1	2- 0	0- 0				
0- 0	0- 0	0- 0	NEUTRAL	0- 0	0- 0	0- 0				

RPI	S	Opponent	Score	RPI	S	Opponent	Score	RPI	S	Opponent	Score	RPI	S	Opponent	Score
1	H	Oregon	66 80	28	A	Arizona St.	70 61	51	A	Virginia	73 62	111	A	Utah	84 54
9	A	Stanford	79 69	28	H	Arizona St.	68 66	54	H	Yale	100 65	116	H	Pacific	68 57
15	H	Oregon St.	83 74	44	N	UCF	61 56	76	A	Southern California	68 70	134	A	California	74 70
18	A	Indiana	68 58					76	H	Southern California	83 59	136	H	Washington	85 80
24	A	Arizona	66 92					77	A	Colorado	65 62	223	H	Northern Colo.	92 58
24	H	Arizona	70 58					79	A	Georgia	59 50	276	H	Long Beach St.	86 51
								99	H	Washington St.	66 50	291	H	LMU (CA)	74 52
												298	A	CSUN	58 44
												321	H	Weber St.	85 45
LAST 10 Division I															
15	H	Oregon St.	83 74	24	A	Arizona	66 92								
1	H	Oregon	66 80	99	H	Washington St.	66 50								
134	A	California	74 70	136	H	Washington	85 80								
9	A	Stanford	79 69	76	A	Southern California	68 70								
28	A	Arizona St.	70 61	77	A	Colorado	65 62								

Non-Div I Games:

UCLA

■ Loss,
 ■ Non-Conf, S Site,
 ■ Home
 ■ Away
 N Neutral

Average RPI Win:	112	WON-LOST	WINNING	LAST 10	STRENGTH OF	OPP. STRENGTH	TEAM	ADJ.	CONF.	ADJ CONF.
Average RPI Loss:	3	RECORD	PCT. RANK	GAMES	SCHEDULE	OF SCHEDULE	RPI	RPI	RPI	RPI
DIV. I ONLY	21- 3	16	8-2	16	6	7	7	9	9	
DIV. I NON-CONF.	10- 3	57	1-2	5	1	4	4	9	9	
TOTALS	RPI 1-25	RPI 26-50	W-L RECORDS	RPI 51-100	RPI 101-150	RPI 150+				
21- 3	2- 3	2- 0	OVERALL	7- 0	4- 0	6- 0				
9- 2	0- 2	0- 0	HOME	3- 0	3- 0	3- 0				
11- 1	2- 1	2- 0	AWAY	3- 0	1- 0	3- 0				
1- 0	0- 0	0- 0	NEUTRAL	1- 0	0- 0	0- 0				
10- 3	2- 3	1- 0	NON-CONFERENCE	4- 0	3- 0	0- 0				
4- 2	0- 2	0- 0	HOME	2- 0	2- 0	0- 0				
5- 1	2- 1	1- 0	AWAY	1- 0	1- 0	0- 0				
1- 0	0- 0	0- 0	NEUTRAL	1- 0	0- 0	0- 0				
11- 0	0- 0	1- 0	CONFERENCE	3- 0	1- 0	6- 0				
5- 0	0- 0	0- 0	HOME	1- 0	1- 0	3- 0				
6- 0	0- 0	1- 0	AWAY	2- 0	0- 0	3- 0				
0- 0	0- 0	0- 0	NEUTRAL	0- 0	0- 0	0- 0				

RPI	S	Opponent	Score	RPI	S	Opponent	Score	RPI	S	Opponent	Score	RPI	S	Opponent	Score
1	H	Oregon	56 74	44	A	UCF	59 52	51	H	Virginia	83 44	101	A	Vanderbilt	64 51
2	A	South Carolina	52 70	50	A	Dayton	75 37	56	H	Tennessee	60 45	110	H	Notre Dame	81 57
5	H	Baylor	58 74					57	N	Oklahoma	97 53	134	H	California	72 61
20	A	DePaul	84 74					66	A	Seton Hall	92 78	146	H	Wichita St.	83 55
23	A	Ohio St.	73 62					70	A	South Fla.	67 47	167	H	Houston	91 51
								75	A	Temple	83 54	178	A	Memphis	68 56
								85	H	Cincinnati	80 50	178	H	Memphis	94 55
												244	H	Tulsa	92 34
												249	A	SMU	80 42
												251	A	East Carolina	98 42
LAST 10 Division I															
70	A	South Fla.	67 47	251	A	East Carolina	98 42								
2	A	South Carolina	52 70	56	H	Tennessee	60 45								
178	H	Memphis	94 55	244	H	Tulsa	92 34								
1	H	Oregon	56 74	44	A	UCF	59 52								
85	H	Cincinnati	80 50	178	A	Memphis	68 56								

Non-Div I Games:

UConn

Average RPI Win:	290	WON-LOST	WINNING	LAST 10	STRENGTH OF	OPP. STRENGTH	TEAM	ADJ.	CONF.	ADJ CONF.
Average RPI Loss:	194	RECORD	PCT. RANK	GAMES	SCHEDULE	OF SCHEDULE	RPI	RPI	RPI	RPI
DIV. I ONLY	3- 23	341	1-9	294	272	342	342	22	22	
DIV. I NON-CONF.	1- 10	329	0	306	210	339	339	20	20	
TOTALS	RPI 1-25	RPI 26-50	W-L RECORDS	RPI 51-100	RPI 101-150	RPI 150+				
3- 23	0- 1	0- 0	OVERALL	0- 2	0- 2	3- 18				
2- 10	0- 1	0- 0	HOME	0- 1	0- 0	2- 8				
1- 13	0- 0	0- 0	AWAY	0- 1	0- 2	1- 10				
0- 0	0- 0	0- 0	NEUTRAL	0- 0	0- 0	0- 0				
1- 10	0- 1	0- 0	NON-CONFERENCE	0- 1	0- 1	1- 7				
0- 5	0- 1	0- 0	HOME	0- 0	0- 0	0- 4				
1- 5	0- 0	0- 0	AWAY	0- 1	0- 1	1- 3				
0- 0	0- 0	0- 0	NEUTRAL	0- 0	0- 0	0- 0				
2- 13	0- 0	0- 0	CONFERENCE	0- 1	0- 1	2- 11				
2- 5	0- 0	0- 0	HOME	0- 1	0- 0	2- 4				
0- 8	0- 0	0- 0	AWAY	0- 0	0- 1	0- 7				
0- 0	0- 0	0- 0	NEUTRAL	0- 0	0- 0	0- 0				

RPI 1-25				RPI 26-50				RPI 51-100				RPI 101+ Team's RPI: 342			
RPI	S	Opponent	Score	RPI	S	Opponent	Score	RPI	S	Opponent	Score	RPI	S	Opponent	Score
25	H	Florida St.	42 86					53	H	IUPUI	49 88	113	A	Kansas	50 91
								98	A	Kansas St.	40 84	139	A	Green Bay	36 73
												151	H	Western Mich.	52 80
												154	A	Valparaiso	37 63
												163	A	Wright St.	55 79
												163	H	Wright St.	43 58
												175	H	Eastern Mich.	59 68
												186	A	Northern Ky.	35 78
												186	H	Northern Ky.	46 88
												188	A	Miami (OH)	35 85
												202	A	Cleveland St.	44 84
												202	H	Cleveland St.	43 83
												225	H	Eastern Ill.	45 80
												233	A	Youngstown St.	65 77
												233	H	Youngstown St.	59 53
												239	A	Milwaukee	55 71
												278	H	Indiana St.	40 61
												289	A	Oakland	46 63
												289	H	Oakland	70 64
												329	A	Purdue Fort Wayne	50 61
												333	A	Detroit Mercy	52 58
												333	H	Detroit Mercy	62 70
												348	A	Chicago St.	73 61
LAST 10 Division I															
163	A	Wright St.	55 79	233	H	Youngstown St.	59 53								
186	A	Northern Ky.	35 78	53	H	IUPUI	49 88								
333	A	Detroit Mercy	52 58	139	A	Green Bay	36 73								
289	A	Oakland	46 63	239	A	Milwaukee	55 71								
202	H	Cleveland St.	43 83	186	H	Northern Ky.	46 88								

Non-Div I Games:

UIC

■ Loss,
 ■ Non-Conf,
 ■ S Site,
 ■ H Home
 ■ A Away
 N Neutral

Average RPI Win:	270	WON-LOST	WINNING	LAST 10	STRENGTH OF	OPP. STRENGTH	TEAM	ADJ.	CONF.	ADJ CONF.
Average RPI Loss:	199	RECORD	PCT. RANK	GAMES	SCHEDULE	OF SCHEDULE	RPI	RPI	RPI	RPI
DIV. I ONLY	7- 15	278	4-6	257	329	297	297	27	27	
DIV. I NON-CONF.	3- 7	252	0	225	332	280	280	27	27	
TOTALS	RPI 1-25	RPI 26-50	W-L RECORDS	RPI 51-100	RPI 101-150	RPI 150+				
7- 15	0- 0	0- 0	OVERALL	0- 3	0- 1	7- 11				
4- 4	0- 0	0- 0	HOME	0- 1	0- 0	4- 3				
3- 9	0- 0	0- 0	AWAY	0- 2	0- 1	3- 6				
0- 2	0- 0	0- 0	NEUTRAL	0- 0	0- 0	0- 2				
3- 7	0- 0	0- 0	NON-CONFERENCE	0- 1	0- 1	3- 5				
2- 1	0- 0	0- 0	HOME	0- 0	0- 0	2- 1				
1- 4	0- 0	0- 0	AWAY	0- 1	0- 1	1- 2				
0- 2	0- 0	0- 0	NEUTRAL	0- 0	0- 0	0- 2				
4- 8	0- 0	0- 0	CONFERENCE	0- 2	0- 0	4- 6				
2- 3	0- 0	0- 0	HOME	0- 1	0- 0	2- 2				
2- 5	0- 0	0- 0	AWAY	0- 1	0- 0	2- 4				
0- 0	0- 0	0- 0	NEUTRAL	0- 0	0- 0	0- 0				

RPI 1-25				RPI 26-50				RPI 51-100				RPI 101+ Team's RPI: 297			
RPI	S	Opponent	Score	RPI	S	Opponent	Score	RPI	S	Opponent	Score	RPI	S	Opponent	Score
								63	A	Stony Brook	45 57	131	A	William & Mary	48 76
								63	H	Stony Brook	49 66	168	H	Binghamton	43 61
								84	A	Syracuse	48 82	170	A	Mt. St. Mary's	61 71
												182	N	La Salle	58 74
												185	A	Lafayette	65 58
												206	A	Maine	74 54
												216	N	Kennesaw St.	44 59
												230	A	UMass Lowell	64 75
												230	H	UMass Lowell	65 52
												246	H	Morgan St.	65 63
												250	H	Howard	61 72
												263	A	New Hampshire	51 56
												263	H	New Hampshire	63 72
												288	A	Wagner	60 67
												295	A	Vermont	58 60
												314	A	Albany (NY)	51 56
												328	H	Coppin St.	71 48
												346	A	Hartford	56 47
												346	H	Hartford	61 54
LAST 10 Division I															
263	A	New Hampshire	51 56	206	A	Maine	74 54								
230	H	UMass Lowell	65 52	346	H	Hartford	61 54								
346	A	Hartford	56 47	263	H	New Hampshire	63 72								
63	H	Stony Brook	49 66	295	A	Vermont	58 60								
314	A	Albany (NY)	51 56	168	H	Binghamton	43 61								

Non-Div I Games: Gettysburg 92 50

UMBC

Loss, Non-Conf, S Site, H Home A Away N Neutral

UMES				Through Games Of Feb. 17, 2020						
Average RPI Win:	242	WON-LOST	WINNING	LAST 10	STRENGTH OF	OPP. STRENGTH	TEAM	ADJ.	CONF.	ADJ CONF.
Average RPI Loss:	191	RECORD	PCT. RANK	GAMES	SCHEDULE	OF SCHEDULE	RPI	RPI	RPI	RPI
DIV. I ONLY		3- 19	328	2-8	207	310	323	323	29	29
DIV. I NON-CONF.		1- 10	329	0	76	188	294	294	29	29
<hr/>										
TOTALS	RPI 1-25	RPI 26-50		W-L RECORDS		RPI 51-100	RPI 101-150		RPI 150+	
3- 19	0- 0	0- 2		OVERALL		0- 2	0- 4		3- 11	
2- 8	0- 0	0- 0		HOME		0- 0	0- 2		2- 6	
1- 11	0- 0	0- 2		AWAY		0- 2	0- 2		1- 5	
0- 0	0- 0	0- 0		NEUTRAL		0- 0	0- 0		0- 0	
1- 10	0- 0	0- 2		NON-CONFERENCE		0- 2	0- 3		1- 3	
1- 3	0- 0	0- 0		HOME		0- 0	0- 1		1- 2	
0- 7	0- 0	0- 2		AWAY		0- 2	0- 2		0- 1	
0- 0	0- 0	0- 0		NEUTRAL		0- 0	0- 0		0- 0	
2- 9	0- 0	0- 0		CONFERENCE		0- 0	0- 1		2- 8	
1- 5	0- 0	0- 0		HOME		0- 0	0- 1		1- 4	
1- 4	0- 0	0- 0		AWAY		0- 0	0- 0		1- 4	
0- 0	0- 0	0- 0		NEUTRAL		0- 0	0- 0		0- 0	

RPI 1-25				RPI 26-50				RPI 51-100				RPI 101+ Team's RPI: 323			
RPI	S	Opponent	Score	RPI	S	Opponent	Score	RPI	S	Opponent	Score	RPI	S	Opponent	Score
				27	A	Old Dominion	39 48	65	A	Charlotte	44 64	112	H	Bethune-Cookman	53 62
				30	A	Virginia Tech	43 86	84	A	Syracuse	50 65	124	H	Richmond	52 64
												131	A	William & Mary	50 78
												148	A	UNC Greensboro	48 86
												157	H	N.C. A&T	31 67
												170	H	Mt. St. Mary's	78 76
												192	A	Norfolk St.	45 68
												246	A	Morgan St.	71 61
												246	H	Morgan St.	44 55
												247	H	Georgetown	39 57
												250	H	Howard	58 79
												251	A	East Carolina	42 57
												268	H	Longwood	62 71
												271	A	Delaware St.	58 72
												311	H	N.C. Central	65 63
												328	A	Coppin St.	63 66
												343	H	Florida A&M	71 81
												349	A	South Carolina St.	55 60
LAST 10 Division I															
				343	H	Florida A&M	71 81	246	H	Morgan St.	44 55				
				112	H	Bethune-Cookman	53 62	349	A	South Carolina St.	55 60				
				328	A	Coppin St.	63 66	192	A	Norfolk St.	45 68				
				246	A	Morgan St.	71 61	311	H	N.C. Central	65 63				
				271	A	Delaware St.	58 72	157	H	N.C. A&T	31 67				

Non-Div I Games: Greensboro 65 48 Wesley 75 29

UMES

■ Loss,
 ■ Non-Conf,
 ■ S Site,
 ■ Home
 ■ A Away
 N Neutral

Average RPI Win:	272	WON-LOST	WINNING	LAST 10	STRENGTH OF	OPP. STRENGTH	TEAM	ADJ.	CONF.	ADJ CONF.
Average RPI Loss:	164	RECORD	PCT. RANK	GAMES	SCHEDULE	OF SCHEDULE	RPI	RPI	RPI	RPI
DIV. I ONLY	14- 10	120	8-2	310	233	222	222	31	31	
DIV. I NON-CONF.	5- 7	205	0	273	38	265	265	32	32	
TOTALS	RPI 1-25	RPI 26-50	W-L RECORDS	RPI 51-100	RPI 101-150	RPI 150+				
14- 10	0- 1	0- 0	OVERALL	0- 1	1- 4	13- 4				
9- 5	0- 0	0- 0	HOME	0- 1	1- 3	8- 1				
5- 5	0- 1	0- 0	AWAY	0- 0	0- 1	5- 3				
0- 0	0- 0	0- 0	NEUTRAL	0- 0	0- 0	0- 0				
5- 7	0- 1	0- 0	NON-CONFERENCE	0- 1	1- 4	4- 1				
4- 4	0- 0	0- 0	HOME	0- 1	1- 3	3- 0				
1- 3	0- 1	0- 0	AWAY	0- 0	0- 1	1- 1				
0- 0	0- 0	0- 0	NEUTRAL	0- 0	0- 0	0- 0				
9- 3	0- 0	0- 0	CONFERENCE	0- 0	0- 0	9- 3				
5- 1	0- 0	0- 0	HOME	0- 0	0- 0	5- 1				
4- 2	0- 0	0- 0	AWAY	0- 0	0- 0	4- 2				
0- 0	0- 0	0- 0	NEUTRAL	0- 0	0- 0	0- 0				

RPI 1-25				RPI 26-50				RPI 51-100				RPI 101+ Team's RPI: 222			
RPI	S	Opponent	Score	RPI	S	Opponent	Score	RPI	S	Opponent	Score	RPI	S	Opponent	Score
4	A	Missouri St.	58 83					98	H	Kansas St.	67 74	106	H	Liberty	44 68
												109	H	Davidson	64 74
												116	A	Pacific	60 89
												130	H	Loyola Chicago	67 72
												140	H	Missouri	59 56
												218	A	Grand Canyon	74 53
												218	H	Grand Canyon	56 62
												220	H	Portland St.	87 69
												226	A	CSU Bakersfield	60 70
												226	H	CSU Bakersfield	58 43
												232	A	George Mason	64 58
												258	H	Denver	83 79
												287	H	California Baptist	75 65
												306	H	Eastern Wash.	66 55
												307	A	Seattle U	76 65
												310	A	Omaha	53 57
												316	A	New Mexico St.	55 50
												316	H	New Mexico St.	56 52
												317	A	UTRGV	72 58
												317	H	UTRGV	60 56
												325	A	Utah Valley	41 62
												348	H	Chicago St.	73 57
LAST 10 Division I															
				226	H	CSU Bakersfield	58 43					287	H	California Baptist	75 65
				218	H	Grand Canyon	56 62					218	A	Grand Canyon	74 53
				316	A	New Mexico St.	55 50					226	A	CSU Bakersfield	60 70
				317	A	UTRGV	72 58					316	H	New Mexico St.	56 52
				348	H	Chicago St.	73 57					317	H	UTRGV	60 56

Non-Div I Games: Rockhurst 78 60 Science & Arts Okla74 43

UMKC

Loss, Non-Conf, S Site, H Home A Away N Neutral

Average RPI Win:	294	WON-LOST	WINNING	LAST 10	STRENGTH OF	OPP. STRENGTH	TEAM	ADJ.	CONF.	ADJ CONF.
Average RPI Loss:	137	RECORD	PCT. RANK	GAMES	SCHEDULE	OF SCHEDULE	RPI	RPI	RPI	RPI
DIV. I ONLY	13- 13	177	6-4	274	289	230	230	27	27	
DIV. I NON-CONF.	4- 9	250	0	247	278	277	277	27	27	
TOTALS	RPI 1-25	RPI 26-50	W-L RECORDS	RPI 51-100	RPI 101-150	RPI 150+				
13- 13	0- 0	0- 0	OVERALL	0- 4	0- 4	13- 5				
8- 5	0- 0	0- 0	HOME	0- 2	0- 1	8- 2				
5- 8	0- 0	0- 0	AWAY	0- 2	0- 3	5- 3				
0- 0	0- 0	0- 0	NEUTRAL	0- 0	0- 0	0- 0				
4- 9	0- 0	0- 0	NON-CONFERENCE	0- 2	0- 4	4- 3				
2- 4	0- 0	0- 0	HOME	0- 1	0- 1	2- 2				
2- 5	0- 0	0- 0	AWAY	0- 1	0- 3	2- 1				
0- 0	0- 0	0- 0	NEUTRAL	0- 0	0- 0	0- 0				
9- 4	0- 0	0- 0	CONFERENCE	0- 2	0- 0	9- 2				
6- 1	0- 0	0- 0	HOME	0- 1	0- 0	6- 0				
3- 3	0- 0	0- 0	AWAY	0- 1	0- 0	3- 2				
0- 0	0- 0	0- 0	NEUTRAL	0- 0	0- 0	0- 0				

RPI 1-25				RPI 26-50				RPI 51-100				RPI 101+				Team's RPI: 230	
RPI	S	Opponent	Score	RPI	S	Opponent	Score	RPI	S	Opponent	Score	RPI	S	Opponent	Score		
								54	H	Yale	59 67	102	A	Colgate	51 73		
								63	A	Stony Brook	41 60	113	A	Kansas	44 79		
								63	H	Stony Brook	69 89	141	A	Providence	38 63		
								69	A	Boston College	46 89	149	H	Massachusetts	58 74		
												166	H	Cornell	56 70		
												168	A	Binghamton	66 56		
												172	H	Dartmouth	51 62		
												183	A	Merrimack	50 73		
												206	A	Maine	53 77		
												206	H	Maine	66 57		
												263	A	New Hampshire	66 53		
												263	H	New Hampshire	58 53		
												295	H	Vermont	61 47		
												297	A	UMBC	52 65		
												297	H	UMBC	75 64		
												314	H	Albany (NY)	53 51		
												315	A	Bryant	55 35		
												320	H	Fairleigh Dickinson	61 56		
												338	H	LIU Brooklyn	65 56		
												346	A	Hartford	68 63		
												346	H	Hartford	64 56		
												347	A	Central Conn. St.	56 54		
LAST 10 Division I																	
				346	H	Hartford	64 56					63	A	Stony Brook	41 60		
				206	A	Maine	53 77					295	H	Vermont	61 47		
				297	A	UMBC	52 65					314	H	Albany (NY)	53 51		
				63	H	Stony Brook	69 89					206	H	Maine	66 57		
				263	A	New Hampshire	66 53					168	A	Binghamton	66 56		

Non-Div I Games:

UMass Lowell

■ Loss,
 ■ Non-Conf,
 ■ S Site,
 ■ H Home
 ■ A Away
 N Neutral

UNC Asheville

Through Games Of Feb. 17, 2020

Average RPI Win:	269	WON-LOST	WINNING	LAST 10	STRENGTH OF	OPP. STRENGTH	TEAM	ADJ.	CONF.	ADJ CONF.
Average RPI Loss:	201	RECORD	PCT. RANK	GAMES	SCHEDULE	OF SCHEDULE	RPI	RPI	RPI	RPI
DIV. I ONLY	12- 10	151	4-6	293	338	227	227	25	25	
DIV. I NON-CONF.	4- 3	138	0	335	339	235	235	28	28	
TOTALS	RPI 1-25	RPI 26-50	W-L RECORDS	RPI 51-100	RPI 101-150	RPI 150+				
12- 10	0- 0	0- 0	OVERALL	0- 1	1- 4	11- 5				
5- 5	0- 0	0- 0	HOME	0- 0	1- 2	4- 3				
6- 5	0- 0	0- 0	AWAY	0- 1	0- 2	6- 2				
1- 0	0- 0	0- 0	NEUTRAL	0- 0	0- 0	1- 0				
4- 3	0- 0	0- 0	NON-CONFERENCE	0- 1	0- 1	4- 1				
1- 1	0- 0	0- 0	HOME	0- 0	0- 1	1- 0				
2- 2	0- 0	0- 0	AWAY	0- 1	0- 0	2- 1				
1- 0	0- 0	0- 0	NEUTRAL	0- 0	0- 0	1- 0				
8- 7	0- 0	0- 0	CONFERENCE	0- 0	1- 3	7- 4				
4- 4	0- 0	0- 0	HOME	0- 0	1- 1	3- 3				
4- 3	0- 0	0- 0	AWAY	0- 0	0- 2	4- 1				
0- 0	0- 0	0- 0	NEUTRAL	0- 0	0- 0	0- 0				

RPI 1-25			RPI 26-50			RPI 51-100			RPI 101+			Team's RPI: 227
RPI	S	Opponent	Score	RPI	S	Opponent	Score	RPI	S	Opponent	Score	
						89 A Miami (FL)	46 75	123 A Campbell			52 59	
								123 H Campbell			60 52	
								143 A Hampton			59 68	
								143 H Hampton			66 76	
								148 H UNC Greensboro			40 67	
								200 H Gardner-Webb			59 65	
								201 A Radford			63 50	
								209 H High Point			76 60	
								247 N Southern U.			53 34	
								262 A Winthrop			50 43	
								262 H Winthrop			65 55	
								268 A Longwood			56 73	
								268 H Longwood			51 54	
								280 A Wofford			38 75	
								284 A ETSU			72 54	
								312 A Presbyterian			64 48	
								312 H Presbyterian			54 39	
								331 A USC Upstate			68 48	
								334 A Western Caro.			64 47	
								345 H Charleston So.			48 60	
								349 H South Carolina St.			82 51	
LAST 10 Division I												
262 H		Winthrop	65 55	262 A		Winthrop	50 43					
312 A		Presbyterian	64 48	268 A		Longwood	56 73					
123 A		Campbell	52 59	200 H		Gardner-Webb	59 65					
268 H		Longwood	51 54	345 H		Charleston So.	48 60					
143 H		Hampton	66 76	201 A		Radford	63 50					

Non-Div I Games: Montreat 89 45 Lenoir-Rhyne 68 48

UNC Asheville

Loss, Non-Conf, S Site, H Home A Away N Neutral

UNC Greensboro

Through Games Of Feb. 17, 2020

Average RPI Win:	251	WON-LOST	WINNING	LAST 10	STRENGTH OF	OPP. STRENGTH	TEAM	ADJ.	CONF.	ADJ CONF.
Average RPI Loss:	161	RECORD	PCT. RANK	GAMES	SCHEDULE	OF SCHEDULE	RPI	RPI	RPI	RPI
DIV. I ONLY	15- 7	63	7-3	315	232	148	148	26	26	
DIV. I NON-CONF.	8- 4	90	0	163	281	94	94	21	21	
TOTALS	RPI 1-25	RPI 26-50	W-L RECORDS	RPI 51-100	RPI 101-150	RPI 150+				
15- 7	0- 0	0- 0	OVERALL	0- 1	2- 2	13- 4				
8- 2	0- 0	0- 0	HOME	0- 0	0- 1	8- 1				
7- 5	0- 0	0- 0	AWAY	0- 1	2- 1	5- 3				
0- 0	0- 0	0- 0	NEUTRAL	0- 0	0- 0	0- 0				
8- 4	0- 0	0- 0	NON-CONFERENCE	0- 1	2- 2	6- 1				
4- 1	0- 0	0- 0	HOME	0- 0	0- 1	4- 0				
4- 3	0- 0	0- 0	AWAY	0- 1	2- 1	2- 1				
0- 0	0- 0	0- 0	NEUTRAL	0- 0	0- 0	0- 0				
7- 3	0- 0	0- 0	CONFERENCE	0- 0	0- 0	7- 3				
4- 1	0- 0	0- 0	HOME	0- 0	0- 0	4- 1				
3- 2	0- 0	0- 0	AWAY	0- 0	0- 0	3- 2				
0- 0	0- 0	0- 0	NEUTRAL	0- 0	0- 0	0- 0				

RPI S	Opponent	Score	RPI S	Opponent	Score	RPI S	Opponent	Score	RPI S	Opponent	Score	Team's RPI: 148
						82	A Coastal Caro.	54 63	106	A Liberty	58 53	
									121	A Wake Forest	67 65	
									123	A Campbell	64 72	
									124	H Richmond	62 70	
									157	A N.C. A&T	48 57	
									164	H Samford	42 56	
									197	A Chattanooga	59 74	
									197	H Chattanooga	49 41	
									209	H High Point	82 70	
									213	A Furman	59 53	
									227	A UNC Asheville	67 40	
									240	H Appalachian St.	54 47	
									257	A Col. of Charleston	69 56	
									280	A Wofford	61 66	
									284	A ETSU	65 45	
									284	H ETSU	63 47	
									308	H Georgia St.	64 49	
									322	H Mercer	67 51	
									323	H UMES	86 48	
									334	A Western Caro.	72 61	
									334	H Western Caro.	54 43	
LAST 10 Division I												
334	A	Western Caro.	72	61	280	A	Wofford	61	66			
284	A	ETSU	65	45	213	A	Furman	59	53			
197	A	Chattanooga	59	74	334	H	Western Caro.	54	43			
164	H	Samford	42	56	197	H	Chattanooga	49	41			
322	H	Mercer	67	51	284	H	ETSU	63	47			

Non-Div I Games: Erskine 106 44 Concord 80 45 Lenoir-Rhyne 84 59

UNC Greensboro

Loss, Non-Conf, S Site, H Home A Away N Neutral

Average RPI Win:	260	WON-LOST	WINNING	LAST 10	STRENGTH OF	OPP. STRENGTH	TEAM	ADJ.	CONF.	ADJ CONF.
Average RPI Loss:	140	RECORD	PCT. RANK	GAMES	SCHEDULE	OF SCHEDULE	RPI	RPI	RPI	RPI
DIV. I ONLY	5- 17	314	1-9	108	224	270	270	14	14	
DIV. I NON-CONF.	2- 7	288	0	169	323	291	291	13	13	
TOTALS	RPI 1-25	RPI 26-50	W-L RECORDS	RPI 51-100	RPI 101-150	RPI 150+				
5- 17	0- 1	0- 3	OVERALL	0- 1	1- 4	4- 8				
2- 8	0- 0	0- 2	HOME	0- 1	0- 1	2- 4				
3- 8	0- 1	0- 1	AWAY	0- 0	1- 2	2- 4				
0- 1	0- 0	0- 0	NEUTRAL	0- 0	0- 1	0- 0				
2- 7	0- 1	0- 0	NON-CONFERENCE	0- 1	0- 2	2- 3				
1- 3	0- 0	0- 0	HOME	0- 1	0- 0	1- 2				
1- 3	0- 1	0- 0	AWAY	0- 0	0- 1	1- 1				
0- 1	0- 0	0- 0	NEUTRAL	0- 0	0- 1	0- 0				
3- 10	0- 0	0- 3	CONFERENCE	0- 0	1- 2	2- 5				
1- 5	0- 0	0- 2	HOME	0- 0	0- 1	1- 2				
2- 5	0- 0	0- 1	AWAY	0- 0	1- 1	1- 3				
0- 0	0- 0	0- 0	NEUTRAL	0- 0	0- 0	0- 0				

RPI 1-25				RPI 26-50				RPI 51-100				RPI 101+ Team's RPI: 270			
RPI	S	Opponent	Score	RPI	S	Opponent	Score	RPI	S	Opponent	Score	RPI	S	Opponent	Score
21	A	NC State	40 80	42	A	James Madison	52 76	82	H	Coastal Caro.	43 62	103	N	North Carolina	45 85
				42	H	James Madison	58 66					121	A	Wake Forest	55 65
				49	H	Drexel	72 73					126	A	Northeastern	61 63
												131	A	William & Mary	72 55
												131	H	William & Mary	55 63
												160	A	Elon	53 77
												160	H	Elon	57 60
												171	A	Towson	45 78
												171	H	Towson	41 62
												189	H	Delaware	71 65
												216	H	Kennesaw St.	56 58
												257	A	Col. of Charleston	63 67
												262	H	Winthrop	63 75
												268	A	Longwood	58 59
												312	A	Presbyterian	70 60
												319	A	Hofstra	62 59
												349	H	South Carolina St.	84 46
LAST 10 Division I															
				42	A	James Madison	52 76	319	A	Hofstra	62 59				
				171	A	Towson	45 78	257	A	Col. of Charleston	63 67				
				131	H	William & Mary	55 63	171	H	Towson	41 62				
				160	H	Elon	57 60	42	H	James Madison	58 66				
				126	A	Northeastern	61 63	160	A	Elon	53 77				

Non-Div I Games: Catawba 75 78 Mount Olive 75 67

UNCW

Loss, Non-Conf, S Site, H Home A Away N Neutral

Average RPI Win:	169	WON-LOST	WINNING	LAST 10	STRENGTH OF	OPP. STRENGTH	TEAM	ADJ.	CONF.	ADJ CONF.
Average RPI Loss:	66	RECORD	PCT. RANK	GAMES	SCHEDULE	OF SCHEDULE	RPI	RPI	RPI	RPI
DIV. I ONLY	14- 9	104	6-4	110	40	72	72	8	8	
DIV. I NON-CONF.	7- 3	80	0	117	3	48	48	7	7	
TOTALS	RPI 1-25	RPI 26-50	W-L RECORDS	RPI 51-100	RPI 101-150	RPI 150+				
14- 9	1- 3	1- 3	OVERALL	3- 2	3- 0	6- 1				
8- 1	1- 1	0- 0	HOME	2- 0	1- 0	4- 0				
6- 6	0- 1	1- 3	AWAY	1- 1	2- 0	2- 1				
0- 2	0- 1	0- 0	NEUTRAL	0- 1	0- 0	0- 0				
7- 3	1- 1	1- 1	NON-CONFERENCE	1- 1	2- 0	2- 0				
3- 0	1- 0	0- 0	HOME	1- 0	0- 0	1- 0				
4- 1	0- 0	1- 1	AWAY	0- 0	2- 0	1- 0				
0- 2	0- 1	0- 0	NEUTRAL	0- 1	0- 0	0- 0				
7- 6	0- 2	0- 2	CONFERENCE	2- 1	1- 0	4- 1				
5- 1	0- 1	0- 0	HOME	1- 0	1- 0	3- 0				
2- 5	0- 1	0- 2	AWAY	1- 1	0- 0	1- 1				
0- 0	0- 0	0- 0	NEUTRAL	0- 0	0- 0	0- 0				






















































RPI 1-25				RPI 26-50				RPI 51-100 Team's RPI: 72				RPI 101+			
RPI	S	Opponent	Score	RPI	S	Opponent	Score	RPI	S	Opponent	Score	RPI	S	Opponent	Score
4	A	Missouri St.	66 80	36	A	Drake	87 104	53	H	IUPUI	51 50	130	H	Loyola Chicago	70 50
4	H	Missouri St.	55 66	38	A	Bradley	47 61	78	A	Southern Ill.	60 57	140	A	Missouri	78 73
10	H	Iowa	88 66	40	A	Creighton	54 57	78	H	Southern Ill.	71 66	146	A	Wichita St.	61 50
23	N	Ohio St.	46 64	43	A	Iowa St.	71 63	81	N	Alabama	77 87	154	H	Valparaiso	77 70
								91	A	Illinois St.	57 65	278	A	Indiana St.	63 65
												278	H	Indiana St.	73 43
												292	H	North Dakota St.	95 63
												310	A	Omaha	81 45
												324	A	Evansville	67 49
												324	H	Evansville	76 60
LAST 10 Division I															
324	A	Evansville	67 49	130	H	Loyola Chicago	70 50								
278	A	Indiana St.	63 65	91	A	Illinois St.	57 65								
78	H	Southern Ill.	71 66	38	A	Bradley	47 61								
4	H	Missouri St.	55 66	278	H	Indiana St.	73 43								
154	H	Valparaiso	77 70	324	H	Evansville	76 60								

Non-Div I Games: Northwest Mo. St. 78 53

UNI





Loss, Non-Conf, S Site, H Home A Away N Neutral

Average RPI Win: 215	WON-LOST	WINNING	LAST 10	STRENGTH OF	OPP. STRENGTH	TEAM	ADJ.	CONF.	ADJ CONF.
Average RPI Loss: 149	RECORD	PCT. RANK	GAMES	SCHEDULE	OF SCHEDULE	RPI	RPI	RPI	RPI
DIV. I ONLY	12- 13	186	5-5	166	177	198	198	17	17
DIV. I NON-CONF.	4- 7	225	0	165	99	241	241	22	22
TOTALS	RPI 1-25	RPI 26-50	W-L RECORDS	RPI 51-100	RPI 101-150	RPI 150+			
12- 13	0- 0	0- 1	OVERALL	2- 4	1- 0	9- 8			
8- 6	0- 0	0- 1	HOME	2- 2	1- 0	5- 3			
4- 7	0- 0	0- 0	AWAY	0- 2	0- 0	4- 5			
0- 0	0- 0	0- 0	NEUTRAL	0- 0	0- 0	0- 0			
4- 7	0- 0	0- 1	NON-CONFERENCE	2- 2	0- 0	2- 4			
3- 4	0- 0	0- 1	HOME	2- 1	0- 0	1- 2			
1- 3	0- 0	0- 0	AWAY	0- 1	0- 0	1- 2			
0- 0	0- 0	0- 0	NEUTRAL	0- 0	0- 0	0- 0			
8- 6	0- 0	0- 0	CONFERENCE	0- 2	1- 0	7- 4			
5- 2	0- 0	0- 0	HOME	0- 1	1- 0	4- 1			
3- 4	0- 0	0- 0	AWAY	0- 1	0- 0	3- 3			
0- 0	0- 0	0- 0	NEUTRAL	0- 0	0- 0	0- 0			

RPI S	Opponent	Score	RPI S	Opponent	Score	RPI S	Opponent	Score	RPI S	Opponent	Score	Team's RPI: 198
			31  Duke		45  57	51  Virginia		55  63	115  Boise St.		66 65	
						59  Fresno St.		58  72	160  Elon		44  50	
						59  Fresno St.		66  72	165  San Jose St.		60  62	
						66  St. John's (NY)		79 75	187  Southern Utah		68  72	
						70  South Fla.		61 51	190  Pepperdine		69 44	
						76  Southern California		54  75	195  Wyoming		65 53	
									199  New Mexico		68 51	
									199  New Mexico		64  80	
									218  Grand Canyon		51  53	
									231  Cal St. Fullerton		58  64	
									243  San Diego St.		39  48	
									256  Nevada		59  62	
									256  Nevada		66 64	
									265  Colorado St.		56 52	
									285  Utah St.		60 46	
									285  Utah St.		69 45	
									303  Air Force		67 60	
									349  South Carolina St.		66 57	
LAST 10 Division I												
199  New Mexico		64  80	243  San Diego St.		39  48							
256  Nevada		59  62	256  Nevada		66 64							
59  Fresno St.		58  72	199  New Mexico		68 51							
285  Utah St.		69 45	165  San Jose St.		60  62							
265  Colorado St.		56 52	195  Wyoming		65 53							

Non-Div I Games:

UNLV

 Loss,
  Non-Conf,
 S Site,
  Home
  Away
 N Neutral

USC Upstate

Through Games Of Feb. 17, 2020

Average RPI Win:	338	WON-LOST	WINNING	LAST 10	STRENGTH OF	OPP. STRENGTH	TEAM	ADJ.	CONF.	ADJ CONF.
Average RPI Loss:	186	RECORD	PCT. RANK	GAMES	SCHEDULE	OF SCHEDULE	RPI	RPI	RPI	RPI
DIV. I ONLY	6- 15	292	2-8	330	301	331	331	25	25	
DIV. I NON-CONF.	3- 4	201	0	333	192	292	292	28	28	
TOTALS	RPI 1-25	RPI 26-50	W-L RECORDS	RPI 51-100	RPI 101-150	RPI 150+				
6- 15	0- 1	0- 0	OVERALL	0- 1	0- 3	6- 10				
5- 6	0- 0	0- 0	HOME	0- 0	0- 1	5- 5				
1- 9	0- 1	0- 0	AWAY	0- 1	0- 2	1- 5				
0- 0	0- 0	0- 0	NEUTRAL	0- 0	0- 0	0- 0				
3- 4	0- 1	0- 0	NON-CONFERENCE	0- 1	0- 0	3- 2				
3- 0	0- 0	0- 0	HOME	0- 0	0- 0	3- 0				
0- 4	0- 1	0- 0	AWAY	0- 1	0- 0	0- 2				
0- 0	0- 0	0- 0	NEUTRAL	0- 0	0- 0	0- 0				
3- 11	0- 0	0- 0	CONFERENCE	0- 0	0- 3	3- 8				
2- 6	0- 0	0- 0	HOME	0- 0	0- 1	2- 5				
1- 5	0- 0	0- 0	AWAY	0- 0	0- 2	1- 3				
0- 0	0- 0	0- 0	NEUTRAL	0- 0	0- 0	0- 0				

RPI	S	Opponent	Score	RPI	S	Opponent	Score	RPI	S	Opponent	Score	RPI	S	Opponent	Score	Team's RPI: 331
2	A	South Carolina	32 112					79	A	Georgia	53 67	123	A	Campbell	38 50	
												123	H	Campbell	72 80	
												143	A	Hampton	40 60	
												174	A	Jacksonville	43 87	
												200	A	Gardner-Webb	53 63	
												201	H	Radford	41 57	
												209	A	High Point	46 85	
												209	H	High Point	45 81	
												227	H	UNC Asheville	48 68	
												251	A	East Carolina	48 69	
												262	H	Winthrop	38 52	
												268	H	Longwood	62 70	
												312	A	Presbyterian	42 55	
												312	H	Presbyterian	70 60	
												334	H	Western Caro.	70 62	
												343	H	Florida A&M	74 61	
												345	A	Charleston So.	71 64	
												345	H	Charleston So.	70 53	
												349	H	South Carolina St.	58 47	
LAST 10 Division I																
345	A	Charleston So.	71 64	201	H	Radford	41 57									
209	H	High Point	45 81	200	A	Gardner-Webb	53 63									
312	H	Presbyterian	70 60	143	A	Hampton	40 60									
123	H	Campbell	72 80	268	H	Longwood	62 70									
312	A	Presbyterian	42 55	262	H	Winthrop	38 52									

Non-Div I Games: Mars Hill 89 31 UNKNOWN 71 49

USC Upstate

Loss, Non-Conf, S Site, H Home A Away N Neutral

Average RPI Win:	244	WON-LOST	WINNING	LAST 10	STRENGTH OF	OPP. STRENGTH	TEAM	ADJ.	CONF.	ADJ CONF.
Average RPI Loss:	74	RECORD	PCT. RANK	GAMES	SCHEDULE	OF SCHEDULE	RPI	RPI	RPI	RPI
DIV. I ONLY	15- 10	110	6-4	117	158	107	107	21	21	
DIV. I NON-CONF.	6- 6	164	0	83	50	116	116	19	19	
TOTALS	RPI 1-25	RPI 26-50	W-L RECORDS	RPI 51-100	RPI 101-150	RPI 150+				
15- 10	0- 3	0- 2	OVERALL	1- 3	0- 1	14- 1				
8- 3	0- 0	0- 0	HOME	0- 2	0- 1	8- 0				
7- 4	0- 1	0- 1	AWAY	1- 1	0- 0	6- 1				
0- 3	0- 2	0- 1	NEUTRAL	0- 0	0- 0	0- 0				
6- 6	0- 3	0- 1	NON-CONFERENCE	1- 1	0- 1	5- 0				
3- 2	0- 0	0- 0	HOME	0- 1	0- 1	3- 0				
3- 1	0- 1	0- 0	AWAY	1- 0	0- 0	2- 0				
0- 3	0- 2	0- 1	NEUTRAL	0- 0	0- 0	0- 0				
9- 4	0- 0	0- 1	CONFERENCE	0- 2	0- 0	9- 1				
5- 1	0- 0	0- 0	HOME	0- 1	0- 0	5- 0				
4- 3	0- 0	0- 1	AWAY	0- 1	0- 0	4- 1				
0- 0	0- 0	0- 0	NEUTRAL	0- 0	0- 0	0- 0				

RPI 1-25				RPI 26-50				RPI 51-100				RPI 101+ Team's RPI: 107			
RPI	S	Opponent	Score	RPI	S	Opponent	Score	RPI	S	Opponent	Score	RPI	S	Opponent	Score
1	N	Oregon	54 91	46	N	Oklahoma St.	47 60	64	H	Marist	57 73	138	H	Texas Southern	63 74
6	N	Louisville	67 76	48	A	Troy	69 85	82	A	Coastal Caro.	56 62	163	H	Wright St.	68 62
12	A	Northwestern	47 74					82	H	Coastal Caro.	62 80	203	H	Louisiana	79 52
								98	A	Kansas St.	57 53	211	A	Little Rock	62 46
												211	H	Little Rock	65 58
												238	A	South Alabama	68 45
												240	A	Appalachian St.	82 60
												240	H	Appalachian St.	63 44
												249	H	SMU	51 46
												252	A	North Texas	68 49
												259	A	Texas St.	55 72
												260	A	Arkansas St.	89 62
												260	H	Arkansas St.	71 44
												344	A	Grambling	88 54
												348	H	Chicago St.	84 53
												350	H	La.-Monroe	72 34
LAST 10 Division I															
211	A	Little Rock	62 46	48	A	Troy	69 85								
260	A	Arkansas St.	89 62	238	A	South Alabama	68 45								
82	H	Coastal Caro.	62 80	350	H	La.-Monroe	72 34								
240	H	Appalachian St.	63 44	203	H	Louisiana	79 52								
259	A	Texas St.	55 72	82	A	Coastal Caro.	56 62								

Non-Div I Games:

UT Arlington

Average RPI Win:	217	WON-LOST	WINNING	LAST 10	STRENGTH OF	OPP. STRENGTH	TEAM	ADJ.	CONF.	ADJ CONF.
Average RPI Loss:	75	RECORD	PCT. RANK	GAMES	SCHEDULE	OF SCHEDULE	RPI	RPI	RPI	RPI
DIV. I ONLY	16- 9	84	8-2	77	169	62	62	20	20	
DIV. I NON-CONF.	4- 7	225	0	18	9	111	111	23	23	
TOTALS	RPI 1-25	RPI 26-50	W-L RECORDS	RPI 51-100	RPI 101-150	RPI 150+				
16- 9	0- 3	0- 1	OVERALL	2- 3	0- 1	14- 1				
11- 1	0- 1	0- 0	HOME	2- 0	0- 0	9- 0				
5- 8	0- 2	0- 1	AWAY	0- 3	0- 1	5- 1				
0- 0	0- 0	0- 0	NEUTRAL	0- 0	0- 0	0- 0				
4- 7	0- 3	0- 1	NON-CONFERENCE	1- 3	0- 0	3- 0				
4- 1	0- 1	0- 0	HOME	1- 0	0- 0	3- 0				
0- 6	0- 2	0- 1	AWAY	0- 3	0- 0	0- 0				
0- 0	0- 0	0- 0	NEUTRAL	0- 0	0- 0	0- 0				
12- 2	0- 0	0- 0	CONFERENCE	1- 0	0- 1	11- 1				
7- 0	0- 0	0- 0	HOME	1- 0	0- 0	6- 0				
5- 2	0- 0	0- 0	AWAY	0- 0	0- 1	5- 1				
0- 0	0- 0	0- 0	NEUTRAL	0- 0	0- 0	0- 0				

RPI 1-25				RPI 26-50				RPI 51-100 Team's RPI: 62				RPI 101+			
RPI	S	Opponent	Score	RPI	S	Opponent	Score	RPI	S	Opponent	Score	RPI	S	Opponent	Score
6	H	Louisville	63 71	37	A	Arkansas	46 96	53	H	IUPUI	57 51	122	A	Southeast Mo. St.	69 71
11	A	Mississippi St.	46 82					60	H	Belmont	74 57	164	H	Samford	80 75
13	A	Gonzaga	55 78					78	A	Southern Ill.	59 70	176	A	Austin Peay	69 61
								91	A	Illinois St.	47 70	176	H	Austin Peay	65 61
								94	A	Saint Louis	50 56	196	H	Tennessee Tech	71 62
												197	H	Chattanooga	78 51
												225	A	Eastern Ill.	70 74
												225	H	Eastern Ill.	88 64
												237	A	Murray St.	89 64
												237	H	Murray St.	98 56
												264	A	Eastern Ky.	65 50
												272	A	Morehead St.	82 64
												273	H	Lipscomb	83 67
												274	H	Jacksonville St.	86 72
												335	A	SIUE	79 39
												336	H	Tennessee St.	88 71
LAST 10 Division I															
225	H	Eastern Ill.	88 64	264	A	Eastern Ky.	65 50								
122	A	Southeast Mo. St.	69 71	335	A	SIUE	79 39								
274	H	Jacksonville St.	86 72	225	A	Eastern Ill.	70 74								
196	H	Tennessee Tech	71 62	176	H	Austin Peay	65 61								
272	A	Morehead St.	82 64	237	H	Murray St.	98 56								

Non-Div I Games:

UT Martin

■ Loss,
 ■ Non-Conf, S Site,
 ■ Home
 ■ Away
 N Neutral

Average RPI Win:	257	WON-LOST	WINNING	LAST 10	STRENGTH OF	OPP. STRENGTH	TEAM	ADJ.	CONF.	ADJ CONF.
Average RPI Loss:	138	RECORD	PCT. RANK	GAMES	SCHEDULE	OF SCHEDULE	RPI	RPI	RPI	RPI
DIV. I ONLY	13- 11	158	3-7	229	203	217	217	13	13	
DIV. I NON-CONF.	7- 4	100	0	313	330	259	259	14	14	
TOTALS	RPI 1-25	RPI 26-50	W-L RECORDS	RPI 51-100	RPI 101-150	RPI 150+				
13- 11	0- 1	0- 2	OVERALL	1- 2	0- 1	12- 5				
11- 5	0- 1	0- 1	HOME	1- 1	0- 0	10- 2				
2- 6	0- 0	0- 1	AWAY	0- 1	0- 1	2- 3				
0- 0	0- 0	0- 0	NEUTRAL	0- 0	0- 0	0- 0				
7- 4	0- 1	0- 0	NON-CONFERENCE	0- 0	0- 0	7- 3				
6- 3	0- 1	0- 0	HOME	0- 0	0- 0	6- 2				
1- 1	0- 0	0- 0	AWAY	0- 0	0- 0	1- 1				
0- 0	0- 0	0- 0	NEUTRAL	0- 0	0- 0	0- 0				
6- 7	0- 0	0- 2	CONFERENCE	1- 2	0- 1	5- 2				
5- 2	0- 0	0- 1	HOME	1- 1	0- 0	4- 0				
1- 5	0- 0	0- 1	AWAY	0- 1	0- 1	1- 2				
0- 0	0- 0	0- 0	NEUTRAL	0- 0	0- 0	0- 0				

RPI 1-25				RPI 26-50				RPI 51-100				RPI 101+ Team's RPI: 217			
RPI	S	Opponent	Score	RPI	S	Opponent	Score	RPI	S	Opponent	Score	RPI	S	Opponent	Score
24	H	Arizona	43 54	27	H	Old Dominion	69 77	52	A	Middle Tenn.	60 76	127	A	UAB	51 63
				32	A	Western Ky.	65 78	65	H	Charlotte	82 76	151	H	Western Mich.	76 46
								83	H	Rice	61 69	193	H	Fla. Atlantic	96 65
												199	H	New Mexico	78 93
												208	A	Southern Miss.	89 72
												235	A	Marshall	66 76
												242	A	Louisiana Tech	80 87
												244	H	Tulsa	51 58
												249	A	SMU	56 60
												252	H	North Texas	67 63
												283	H	UC Riverside	63 50
												296	H	FIU	64 34
												302	H	UTSA	94 54
												308	H	Georgia St.	71 68
												316	A	New Mexico St.	63 57
												316	H	New Mexico St.	65 45
												321	H	Weber St.	70 51
												327	H	Alcorn	92 47
LAST 10 Division I															
235	A	Marshall	66 76	52	A	Middle Tenn.	60 76								
32	A	Western Ky.	65 78	252	H	North Texas	67 63								
27	H	Old Dominion	69 77	83	H	Rice	61 69								
65	H	Charlotte	82 76	302	H	UTSA	94 54								
127	A	UAB	51 63	242	A	Louisiana Tech	80 87								

Non-Div I Games:

UTEP

■ Loss,
 ■ Non-Conf,
 S Site,
 H Home
 A Away
 N Neutral

U
T
R
G
V

U
T
R
G
V

UTRGV

Page 320

Average RPI Win:	275	WON-LOST	WINNING	LAST 10	STRENGTH OF	OPP. STRENGTH	TEAM	ADJ.	CONF.	ADJ CONF.
Average RPI Loss:	150	RECORD	PCT. RANK	GAMES	SCHEDULE	OF SCHEDULE	RPI	RPI	RPI	RPI
DIV. I ONLY	3- 18	326	0-10	122	170	302	302	13	13	
DIV. I NON-CONF.	1- 7	321	0	197	283	323	323	14	14	
TOTALS	RPI 1-25	RPI 26-50	W-L RECORDS	RPI 51-100	RPI 101-150	RPI 150+				
3- 18	0- 0	0- 3	OVERALL	0- 3	0- 4	3- 8				
2- 6	0- 0	0- 1	HOME	0- 2	0- 1	2- 2				
1- 11	0- 0	0- 2	AWAY	0- 1	0- 2	1- 6				
0- 1	0- 0	0- 0	NEUTRAL	0- 0	0- 1	0- 0				
1- 7	0- 0	0- 1	NON-CONFERENCE	0- 0	0- 3	1- 3				
1- 1	0- 0	0- 0	HOME	0- 0	0- 1	1- 0				
0- 5	0- 0	0- 1	AWAY	0- 0	0- 1	0- 3				
0- 1	0- 0	0- 0	NEUTRAL	0- 0	0- 1	0- 0				
2- 11	0- 0	0- 2	CONFERENCE	0- 3	0- 1	2- 5				
1- 5	0- 0	0- 1	HOME	0- 2	0- 0	1- 2				
1- 6	0- 0	0- 1	AWAY	0- 1	0- 1	1- 3				
0- 0	0- 0	0- 0	NEUTRAL	0- 0	0- 0	0- 0				

RPI S	Opponent	Score	RPI S	Opponent	Score	RPI S	Opponent	Score	RPI S	Opponent	Score	Team's RPI: 302
27	H Old Dominion	43 62	52	A Middle Tenn.	48 69	111	N Utah	45 91				
32	A Western Ky.	57 85	65	H Charlotte	47 67	127	A UAB	55 94				
41	A Texas	53 84	83	H Rice	62 74	147	A Texas Tech	58 115				
						150	H Sam Houston St.	77 81				
						177	A Hawaii	50 62				
						193	H Fla. Atlantic	53 80				
						208	A Southern Miss.	65 82				
						217	A UTEP	54 94				
						235	A Marshall	53 66				
						242	A Louisiana Tech	82 73				
						252	H North Texas	55 79				
						259	A Texas St.	69 74				
						286	H Incarnate Word	63 56				
						296	H FIU	60 45				
						317	A UTRGV	64 75				
LAST 10 Division I												
32	A Western Ky.	57 85	127	A UAB	55 94							
235	A Marshall	53 66	83	H Rice	62 74							
65	H Charlotte	47 67	252	H North Texas	55 79							
27	H Old Dominion	43 62	217	A UTEP	54 94							
52	A Middle Tenn.	48 69	208	A Southern Miss.	65 82							

Non-Div I Games: Texas Wesleyan 80 78 Southwest (NM) 79 62 Concordia (TX) 73 44

UTSA

Loss, Non-Conf, S Site, H Home A Away N Neutral

Average RPI Win:	177	WON-LOST	WINNING	LAST 10	STRENGTH OF	OPP. STRENGTH	TEAM	ADJ.	CONF.	ADJ CONF.
Average RPI Loss:	61	RECORD	PCT. RANK	GAMES	SCHEDULE	OF SCHEDULE	RPI	RPI	RPI	RPI
DIV. I ONLY	12- 13	186	5-5	65	14	111	111	1	1	
DIV. I NON-CONF.	7- 4	100	0	301	137	195	195	1	1	
TOTALS	RPI 1-25	RPI 26-50	W-L RECORDS	RPI 51-100	RPI 101-150	RPI 150+				
12- 13	0- 7	0- 1	OVERALL	4- 2	3- 2	5- 1				
5- 8	0- 4	0- 1	HOME	1- 1	0- 2	4- 0				
5- 5	0- 3	0- 0	AWAY	3- 1	2- 0	0- 1				
2- 0	0- 0	0- 0	NEUTRAL	0- 0	1- 0	1- 0				
7- 4	0- 0	0- 1	NON-CONFERENCE	1- 1	1- 1	5- 1				
4- 2	0- 0	0- 1	HOME	0- 0	0- 1	4- 0				
1- 2	0- 0	0- 0	AWAY	1- 1	0- 0	0- 1				
2- 0	0- 0	0- 0	NEUTRAL	0- 0	1- 0	1- 0				
5- 9	0- 7	0- 0	CONFERENCE	3- 1	2- 1	0- 0				
1- 6	0- 4	0- 0	HOME	1- 1	0- 1	0- 0				
4- 3	0- 3	0- 0	AWAY	2- 0	2- 0	0- 0				
0- 0	0- 0	0- 0	NEUTRAL	0- 0	0- 0	0- 0				

RPI 1-25				RPI 26-50				RPI 51-100				RPI 101+				Team's RPI: 111
RPI	S	Opponent	Score	RPI	S	Opponent	Score	RPI	S	Opponent	Score	RPI	S	Opponent	Score	
1	A	Oregon	51 88	39	H	South Dakota	81 84	68	A	BYU	77 73	134	A	California	71 62	
1	H	Oregon	63 90					76	H	Southern California	67 65	134	H	California	74 88	
8	H	UCLA	54 84					77	A	Colorado	84 69	136	A	Washington	74 65	
9	A	Stanford	49 82					77	H	Colorado	70 80	138	N	Texas Southern	61 52	
9	H	Stanford	64 97					85	A	Cincinnati	62 68	141	H	Providence	60 67	
15	A	Oregon St.	48 77					99	A	Washington St.	78 66	210	H	Oral Roberts	78 58	
15	H	Oregon St.	65 77									253	A	Xavier	63 70	
												256	H	Nevada	68 62	
												302	N	UTSA	91 45	
												306	H	Eastern Wash.	87 49	
												321	H	Weber St.	75 46	
LAST 10 Division I																
134	H	California	74 88	1	H	Oregon	63 90									
9	H	Stanford	64 97	9	A	Stanford	49 82									
99	A	Washington St.	78 66	134	A	California	71 62									
136	A	Washington	74 65	77	A	Colorado	84 69									
15	H	Oregon St.	65 77	76	H	Southern California	67 65									

Non-Div I Games:

Utah

Average RPI Win:	239	WON-LOST	WINNING	LAST 10	STRENGTH OF	OPP. STRENGTH	TEAM	ADJ.	CONF.	ADJ CONF.
Average RPI Loss:	176	RECORD	PCT. RANK	GAMES	SCHEDULE	OF SCHEDULE	RPI	RPI	RPI	RPI
DIV. I ONLY	6- 19	308	2-8	162	209	285	285	17	17	
DIV. I NON-CONF.	4- 6	212	0	107	201	174	174	22	22	
TOTALS	RPI 1-25	RPI 26-50	W-L RECORDS	RPI 51-100	RPI 101-150	RPI 150+				
6- 19	0- 2	0- 0	OVERALL	0- 3	1- 2	5- 12				
3- 9	0- 0	0- 0	HOME	0- 1	0- 2	3- 6				
3- 10	0- 2	0- 0	AWAY	0- 2	1- 0	2- 6				
0- 0	0- 0	0- 0	NEUTRAL	0- 0	0- 0	0- 0				
4- 6	0- 2	0- 0	NON-CONFERENCE	0- 1	0- 1	4- 2				
3- 1	0- 0	0- 0	HOME	0- 0	0- 1	3- 0				
1- 5	0- 2	0- 0	AWAY	0- 1	0- 0	1- 2				
0- 0	0- 0	0- 0	NEUTRAL	0- 0	0- 0	0- 0				
2- 13	0- 0	0- 0	CONFERENCE	0- 2	1- 1	1- 10				
0- 8	0- 0	0- 0	HOME	0- 1	0- 1	0- 6				
2- 5	0- 0	0- 0	AWAY	0- 1	1- 0	1- 4				
0- 0	0- 0	0- 0	NEUTRAL	0- 0	0- 0	0- 0				

RPI 1-25				RPI 26-50				RPI 51-100				RPI 101+ Team's RPI: 285			
RPI	S	Opponent	Score	RPI	S	Opponent	Score	RPI	S	Opponent	Score	RPI	S	Opponent	Score
1	A	Oregon	52 109					59	A	Fresno St.	64 76	115	A	Boise St.	58 56
15	A	Oregon St.	46 75					59	H	Fresno St.	61 79	115	H	Boise St.	59 65
								68	A	BYU	50 67	144	H	Portland	64 70
												165	H	San Jose St.	61 76
												180	H	Idaho St.	69 61
												195	H	Wyoming	54 65
												198	A	UNLV	45 69
												198	H	UNLV	46 60
												231	A	Cal St. Fullerton	62 83
												243	A	San Diego St.	62 66
												243	H	San Diego St.	51 59
												252	H	North Texas	66 55
												256	A	Nevada	60 69
												265	A	Colorado St.	55 56
												265	H	Colorado St.	61 67
												276	A	Long Beach St.	56 48
												303	A	Air Force	53 52
												303	H	Air Force	45 62
												307	H	Seattle U	70 63
												325	A	Utah Valley	49 57
LAST 10 Division I															
59	H	Fresno St.	61 79	195	H	Wyoming	54 65								
265	H	Colorado St.	61 67	265	A	Colorado St.	55 56								
115	A	Boise St.	58 56	303	A	Air Force	53 52								
198	A	UNLV	45 69	115	H	Boise St.	59 65								
243	H	San Diego St.	51 59	256	A	Nevada	60 69								

Non-Div I Games: Dixie St. 61 49

Utah St.

Utah Valley

Through Games Of Feb. 17, 2020

Average RPI Win:	302	WON-LOST	WINNING	LAST 10	STRENGTH OF	OPP. STRENGTH	TEAM	ADJ.	CONF.	ADJ CONF.
Average RPI Loss:	229	RECORD	PCT. RANK	GAMES	SCHEDULE	OF SCHEDULE	RPI	RPI	RPI	RPI
DIV. I ONLY	7- 14	263	5-5	335	335	325	325	31	31	
DIV. I NON-CONF.	1- 9	326	0	292	294	340	340	32	32	
TOTALS	RPI 1-25	RPI 26-50	W-L RECORDS	RPI 51-100	RPI 101-150	RPI 150+				
7- 14	0- 0	0- 0	OVERALL	0- 1	0- 1	7- 12				
5- 7	0- 0	0- 0	HOME	0- 0	0- 0	5- 7				
2- 7	0- 0	0- 0	AWAY	0- 1	0- 1	2- 5				
0- 0	0- 0	0- 0	NEUTRAL	0- 0	0- 0	0- 0				
1- 9	0- 0	0- 0	NON-CONFERENCE	0- 1	0- 1	1- 7				
1- 4	0- 0	0- 0	HOME	0- 0	0- 0	1- 4				
0- 5	0- 0	0- 0	AWAY	0- 1	0- 1	0- 3				
0- 0	0- 0	0- 0	NEUTRAL	0- 0	0- 0	0- 0				
6- 5	0- 0	0- 0	CONFERENCE	0- 0	0- 0	6- 5				
4- 3	0- 0	0- 0	HOME	0- 0	0- 0	4- 3				
2- 2	0- 0	0- 0	AWAY	0- 0	0- 0	2- 2				
0- 0	0- 0	0- 0	NEUTRAL	0- 0	0- 0	0- 0				

RPI 1-25				RPI 26-50				RPI 51-100				RPI 101+				Team's RPI: 325	
RPI	S	Opponent	Score	RPI	S	Opponent	Score	RPI	S	Opponent	Score	RPI	S	Opponent	Score		
								68	A	BYU	57	71	115	A	Boise St.	69	77
												173	H	Montana	52	63	
												180	H	Idaho St.	61	88	
												187	H	Southern Utah	58	71	
												218	H	Grand Canyon	59	66	
												222	H	UMKC	62	41	
												226	H	CSU Bakersfield	53	55	
												256	H	Nevada	57	60	
												267	A	UC Santa Barbara	51	59	
												283	A	UC Riverside	53	67	
												285	H	Utah St.	57	49	
												287	A	California Baptist	67	80	
												307	A	Seattle U	80	82	
												307	H	Seattle U	70	58	
												316	A	New Mexico St.	58	54	
												316	H	New Mexico St.	58	65	
												317	A	UTRGV	76	67	
												317	H	UTRGV	61	54	
												321	A	Weber St.	46	72	
												348	H	Chicago St.	89	58	
LAST 10 Division I																	
				316	H	New Mexico St.	58	65	226	H	CSU Bakersfield	53	55				
				317	H	UTRGV	61	54	317	A	UTRGV	76	67				
				307	A	Seattle U	80	82	316	A	New Mexico St.	58	54				
				287	A	California Baptist	67	80	307	H	Seattle U	70	58				
				218	H	Grand Canyon	59	66	222	H	UMKC	62	41				

Non-Div I Games: Antelope Valley 77 61 Ottawa (AZ) 99 50

Utah Valley

■ Loss,
 ■ Non-Conf, S Site,
 ■ Home
 ■ Away
 N Neutral

Average RPI Win:	187	WON-LOST	WINNING	LAST 10	STRENGTH OF	OPP. STRENGTH	TEAM	ADJ.	CONF.	ADJ CONF.
Average RPI Loss:	106	RECORD	PCT. RANK	GAMES	SCHEDULE	OF SCHEDULE	RPI	RPI	RPI	RPI
DIV. I ONLY	14- 11	141	7-3	104	108	117	117	12	12	
DIV. I NON-CONF.	5- 8	221	0	112	124	209	209	12	12	
TOTALS	RPI 1-25	RPI 26-50	W-L RECORDS	RPI 51-100	RPI 101-150	RPI 150+				
14- 11	0- 0	1- 1	OVERALL	2- 5	3- 2	8- 3				
8- 5	0- 0	1- 0	HOME	1- 1	1- 2	5- 2				
5- 6	0- 0	0- 1	AWAY	1- 4	2- 0	2- 1				
1- 0	0- 0	0- 0	NEUTRAL	0- 0	0- 0	1- 0				
5- 8	0- 0	1- 0	NON-CONFERENCE	0- 5	0- 1	4- 2				
4- 3	0- 0	1- 0	HOME	0- 1	0- 1	3- 1				
0- 5	0- 0	0- 0	AWAY	0- 4	0- 0	0- 1				
1- 0	0- 0	0- 0	NEUTRAL	0- 0	0- 0	1- 0				
9- 3	0- 0	0- 1	CONFERENCE	2- 0	3- 1	4- 1				
4- 2	0- 0	0- 0	HOME	1- 0	1- 1	2- 1				
5- 1	0- 0	0- 1	AWAY	1- 0	2- 0	2- 0				
0- 0	0- 0	0- 0	NEUTRAL	0- 0	0- 0	0- 0				

RPI 1-25			RPI 26-50			RPI 51-100			RPI 101+			Team's RPI: 117			
RPI	S	Opponent	Score	RPI	S	Opponent	Score	RPI	S	Opponent	Score	RPI	S	Opponent	Score
27	H	Old Dominion	62 49	52	A	Middle Tenn.	63 86	120	H	Duquesne	76 79				
50	A	Dayton	67 72	66	A	Seton Hall	33 53	124	A	Richmond	57 42				
				69	A	Boston College	52 87	124	H	Richmond	53 50				
				70	A	South Fla.	55 77	131	H	William & Mary	55 69				
				85	H	Cincinnati	56 58	149	A	Massachusetts	61 46				
				87	H	Fordham	62 52	153	H	George Washington	55 56				
				94	A	Saint Louis	65 52	157	H	N.C. A&T	58 69				
								169	A	Rhode Island	75 54				
								208	A	Southern Miss.	39 51				
								229	H	Saint Joseph's	47 40				
								232	A	George Mason	82 63				
								240	H	Appalachian St.	66 38				
								251	H	East Carolina	53 40				
								283	H	UC Riverside	67 51				
								293	H	St. Bonaventure	56 47				
								310	N	Omaha	74 66				
LAST 10 Division I															
50	A	Dayton	67 72	87	H	Fordham	62 52								
293	H	St. Bonaventure	56 47	232	A	George Mason	82 63								
153	H	George Washington	55 56	149	A	Massachusetts	61 46								
124	A	Richmond	57 42	124	H	Richmond	53 50								
120	H	Duquesne	76 79	94	A	Saint Louis	65 52								

Non-Div I Games:

VCU

■ Loss,
 ■ Non-Conf,
 S Site,
 ■ Home
 ■ Away
 N Neutral

Valparaiso

Through Games Of Feb. 17, 2020

Average RPI Win:	261	WON-LOST	WINNING	LAST 10	STRENGTH OF	OPP. STRENGTH	TEAM	ADJ.	CONF.	ADJ CONF.
Average RPI Loss:	61	RECORD	PCT. RANK	GAMES	SCHEDULE	OF SCHEDULE	RPI	RPI	RPI	RPI
DIV. I ONLY	14- 10	120	5-5	252	109	154	154	8	8	
DIV. I NON-CONF.	8- 3	68	0	328	236	145	145	7	7	
TOTALS	RPI 1-25	RPI 26-50	W-L RECORDS	RPI 51-100	RPI 101-150	RPI 150+				
14- 10	0- 3	0- 3	OVERALL	1- 3	1- 0	12- 1				
7- 4	0- 1	0- 1	HOME	0- 2	1- 0	6- 0				
7- 5	0- 1	0- 2	AWAY	1- 1	0- 0	6- 1				
0- 1	0- 1	0- 0	NEUTRAL	0- 0	0- 0	0- 0				
8- 3	0- 2	0- 0	NON-CONFERENCE	0- 0	0- 0	8- 1				
4- 0	0- 0	0- 0	HOME	0- 0	0- 0	4- 0				
4- 2	0- 1	0- 0	AWAY	0- 0	0- 0	4- 1				
0- 1	0- 1	0- 0	NEUTRAL	0- 0	0- 0	0- 0				
6- 7	0- 1	0- 3	CONFERENCE	1- 3	1- 0	4- 0				
3- 4	0- 1	0- 1	HOME	0- 2	1- 0	2- 0				
3- 3	0- 0	0- 2	AWAY	1- 1	0- 0	2- 0				
0- 0	0- 0	0- 0	NEUTRAL	0- 0	0- 0	0- 0				

RPI 1-25				RPI 26-50				RPI 51-100				RPI 101+ Team's RPI: 154			
RPI	S	Opponent	Score	RPI	S	Opponent	Score	RPI	S	Opponent	Score	RPI	S	Opponent	Score
4	H	Missouri St.	68 81	36	A	Drake	66 87	72	A	UNI	70 77	130	H	Loyola Chicago	66 64
12	A	Northwestern	48 69	38	A	Bradley	69 90	78	H	Southern Ill.	51 67	156	A	Toledo	61 54
23	N	Ohio St.	38 89	38	H	Bradley	61 75	91	A	Illinois St.	78 70	215	A	North Dakota	63 65
								91	H	Illinois St.	60 72	225	A	Eastern Ill.	78 66
												254	H	Bowling Green	95 90
												272	H	Morehead St.	55 53
												278	A	Indiana St.	75 56
												278	H	Indiana St.	61 45
												292	A	North Dakota St.	66 54
												324	A	Evansville	88 66
												324	H	Evansville	72 54
												333	A	Detroit Mercy	77 58
												342	H	UIC	63 37
												348	H	Chicago St.	95 49
LAST 10 Division I															
				91	A	Illinois St.	78 70	36	A	Drake	66 87				
				38	A	Bradley	69 90	130	H	Loyola Chicago	66 64				
				278	H	Indiana St.	61 45	38	H	Bradley	61 75				
				324	H	Evansville	72 54	91	H	Illinois St.	60 72				
				72	A	UNI	70 77	324	A	Evansville	88 66				

Non-Div I Games:

Valparaiso

■ Loss,
■ Non-Conf,
■ S Site,
■ H Home
■ A Away
N Neutral

Vanderbilt

Through Games Of Feb. 17, 2020

Average RPI Win:	202	WON-LOST	WINNING	LAST 10	STRENGTH OF	OPP. STRENGTH	TEAM	ADJ.	CONF.	ADJ CONF.
Average RPI Loss:	47	RECORD	PCT. RANK	GAMES	SCHEDULE	OF SCHEDULE	RPI	RPI	RPI	RPI
DIV. I ONLY	13- 12	172	2-8	40	72	101	101	4	4	
DIV. I NON-CONF.	10- 3	57	0	125	239	77	77	5	5	
TOTALS	RPI 1-25	RPI 26-50	W-L RECORDS	RPI 51-100	RPI 101-150	RPI 150+				
13- 12	0- 5	0- 2	OVERALL	2- 3	3- 2	8- 0				
9- 5	0- 3	0- 1	HOME	1- 1	2- 0	6- 0				
3- 5	0- 2	0- 0	AWAY	1- 1	1- 2	1- 0				
1- 2	0- 0	0- 1	NEUTRAL	0- 1	0- 0	1- 0				
10- 3	0- 1	0- 1	NON-CONFERENCE	1- 1	2- 0	7- 0				
7- 1	0- 1	0- 0	HOME	1- 0	1- 0	5- 0				
2- 0	0- 0	0- 0	AWAY	0- 0	1- 0	1- 0				
1- 2	0- 0	0- 1	NEUTRAL	0- 1	0- 0	1- 0				
3- 9	0- 4	0- 1	CONFERENCE	1- 2	1- 2	1- 0				
2- 4	0- 2	0- 1	HOME	0- 1	1- 0	1- 0				
1- 5	0- 2	0- 0	AWAY	1- 1	0- 2	0- 0				
0- 0	0- 0	0- 0	NEUTRAL	0- 0	0- 0	0- 0				

RPI	S	Opponent	Score	RPI	S	Opponent	Score	RPI	S	Opponent	Score	RPI	S	Opponent	Score	Team's RPI: 101
2	A	South Carolina	44 95	37	H	Arkansas	66 100	56	H	Tennessee	69 78	105	A	Auburn	62 70	
2	H	South Carolina	57 93	47	N	Rutgers	56 62	66	N	Seton Hall	65 69	105	H	Auburn	77 55	
7	H	UConn	51 64					79	A	Georgia	63 55	135	A	Florida	60 68	
11	H	Mississippi St.	52 68					81	A	Alabama	61 98	136	A	Washington	76 74	
14	A	Texas A&M	53 74					94	H	Saint Louis	62 50	145	H	Columbia	72 51	
												196	H	Tennessee Tech	75 61	
												201	H	Radford	80 46	
												213	H	Furman	74 46	
												264	H	Eastern Ky.	75 69	
												274	H	Jacksonville St.	88 66	
												281	H	Ole Miss	63 47	
												304	N	UC Irvine	76 63	
												336	A	Tennessee St.	106 55	
LAST 10 Division I																
2	A	South Carolina	44 95	81	A	Alabama	61 98									
14	A	Texas A&M	53 74	11	H	Mississippi St.	52 68									
281	H	Ole Miss	63 47	37	H	Arkansas	66 100									
105	A	Auburn	62 70	2	H	South Carolina	57 93									
56	H	Tennessee	69 78	79	A	Georgia	63 55									

Non-Div I Games:

Vanderbilt

Loss, Non-Conf, S Site, H Home A Away N Neutral

Average RPI Win:	305	WON-LOST	WINNING	LAST 10	STRENGTH OF	OPP. STRENGTH	TEAM	ADJ.	CONF.	ADJ CONF.
Average RPI Loss:	184	RECORD	PCT. RANK	GAMES	SCHEDULE	OF SCHEDULE	RPI	RPI	RPI	RPI
DIV. I ONLY	11- 14	210	5-5	338	312	295	295	27	27	
DIV. I NON-CONF.	5- 7	205	0	315	311	299	299	27	27	
TOTALS	RPI 1-25	RPI 26-50	W-L RECORDS	RPI 51-100	RPI 101-150	RPI 150+				
11- 14	0- 0	0- 0	OVERALL	0- 2	0- 2	11- 10				
8- 4	0- 0	0- 0	HOME	0- 0	0- 1	8- 3				
3- 10	0- 0	0- 0	AWAY	0- 2	0- 1	3- 7				
0- 0	0- 0	0- 0	NEUTRAL	0- 0	0- 0	0- 0				
5- 7	0- 0	0- 0	NON-CONFERENCE	0- 1	0- 2	5- 4				
4- 2	0- 0	0- 0	HOME	0- 0	0- 1	4- 1				
1- 5	0- 0	0- 0	AWAY	0- 1	0- 1	1- 3				
0- 0	0- 0	0- 0	NEUTRAL	0- 0	0- 0	0- 0				
6- 7	0- 0	0- 0	CONFERENCE	0- 1	0- 0	6- 6				
4- 2	0- 0	0- 0	HOME	0- 0	0- 0	4- 2				
2- 5	0- 0	0- 0	AWAY	0- 1	0- 0	2- 4				
0- 0	0- 0	0- 0	NEUTRAL	0- 0	0- 0	0- 0				

RPI S	Opponent	Score	RPI S	Opponent	Score	RPI S	Opponent	Score	RPI S	Opponent	Score	Team's RPI: 295
						63	A Stony Brook	49 67	130	A Loyola Chicago	76 78	
						71	A Minnesota	58 90	149	H Massachusetts	49 83	
									168	A Binghamton	53 76	
									168	H Binghamton	65 62	
									169	A Rhode Island	74 77	
									172	A Dartmouth	55 72	
									183	A Merrimack	53 78	
									206	A Maine	59 70	
									206	H Maine	47 65	
									230	A UMass Lowell	47 61	
									255	H Saint Francis (PA)	69 73	
									263	A New Hampshire	44 42	
									263	H New Hampshire	51 59	
									294	H Navy	64 56	
									297	H UMBC	60 58	
									314	A Albany (NY)	49 58	
									314	H Albany (NY)	52 36	
									315	H Bryant	71 66	
									332	H NJIT	65 59	
									338	A LIU Brooklyn	73 62	
									340	H Canisius	76 53	
									346	A Hartford	63 53	
									346	H Hartford	62 51	
LAST 10 Division I												
			168	A Binghamton	53 76		263	H New Hampshire	51 59			
			263	A New Hampshire	44 42		230	A UMass Lowell	47 61			
			346	H Hartford	62 51		206	H Maine	47 65			
			206	A Maine	59 70		346	A Hartford	63 53			
			314	H Albany (NY)	52 36		168	H Binghamton	65 62			

Non-Div I Games: Norwich 86 40

Vermont

■ Loss,
 ■ Non-Conf, S Site,
 ■ Home
 ■ Away
 N Neutral

Average RPI Win:	157	WON-LOST	WINNING	LAST 10	STRENGTH OF	OPP. STRENGTH	TEAM	ADJ.	CONF.	ADJ CONF.
Average RPI Loss:	79	RECORD	PCT. RANK	GAMES	SCHEDULE	OF SCHEDULE	RPI	RPI	RPI	RPI
DIV. I ONLY	14- 11	141	6-4	100	59	100	100	6	6	
DIV. I NON-CONF.	6- 5	151	1-0	72	49	91	91	6	6	
TOTALS	RPI 1-25	RPI 26-50	W-L RECORDS	RPI 51-100	RPI 101-150	RPI 150+				
14- 11	0- 1	0- 4	OVERALL	6- 4	1- 0	7- 2				
7- 5	0- 0	0- 2	HOME	2- 2	1- 0	4- 1				
7- 6	0- 1	0- 2	AWAY	4- 2	0- 0	3- 1				
0- 0	0- 0	0- 0	NEUTRAL	0- 0	0- 0	0- 0				
6- 5	0- 0	0- 2	NON-CONFERENCE	3- 1	0- 0	3- 2				
3- 2	0- 0	0- 1	HOME	1- 0	0- 0	2- 1				
3- 3	0- 0	0- 1	AWAY	2- 1	0- 0	1- 1				
0- 0	0- 0	0- 0	NEUTRAL	0- 0	0- 0	0- 0				
8- 6	0- 1	0- 2	CONFERENCE	3- 3	1- 0	4- 0				
4- 3	0- 0	0- 1	HOME	1- 2	1- 0	2- 0				
4- 3	0- 1	0- 1	AWAY	2- 1	0- 0	2- 0				
0- 0	0- 0	0- 0	NEUTRAL	0- 0	0- 0	0- 0				

RPI 1-25				RPI 26-50				RPI 51-100 Team's RPI: 100				RPI 101+			
RPI	S	Opponent	Score	RPI	S	Opponent	Score	RPI	S	Opponent	Score	RPI	S	Opponent	Score
20	A	DePaul	69 85	33	A	Marquette	52 57	61	H	Penn	70 58	141	H	Providence	51 49
				40	H	Creighton	42 58	66	A	St. John's (NY)	67 62	153	H	George Washington	56 68
				42	H	James Madison	52 56	66	A	Seton Hall	61 55	182	A	La Salle	77 69
				49	A	Drexel	52 54	66	H	Seton Hall	63 65	205	A	American	54 76
								66	H	St. John's (NY)	66 64	221	H	Manhattan	63 51
								75	A	Temple	69 74	229	H	Saint Joseph's	60 44
								79	A	Georgia	63 58	247	A	Georgetown	48 40
								87	A	Fordham	73 66	247	H	Georgetown	74 53
								93	A	Butler	61 63	253	A	Xavier	55 54
								93	H	Butler	41 58	253	H	Xavier	66 54
LAST 10 Division I															
247	A	Georgetown	48 40	33	A	Marquette	52 57								
93	A	Butler	61 63	20	A	DePaul	69 85								
253	A	Xavier	55 54	247	H	Georgetown	74 53								
66	H	Seton Hall	63 65	61	H	Penn	70 58								
66	H	St. John's (NY)	66 64	253	H	Xavier	66 54								

Non-Div I Games:

Villanova

Average RPI Win:	113	WON-LOST	WINNING	LAST 10	STRENGTH OF	OPP. STRENGTH	TEAM	ADJ.	CONF.	ADJ CONF.
Average RPI Loss:	47	RECORD	PCT. RANK	GAMES	SCHEDULE	OF SCHEDULE	RPI	RPI	RPI	RPI
DIV. I ONLY	11- 14	210	5-5	1	26	51	51	5	5	
DIV. I NON-CONF.	5- 6	187	0	1	20	32	32	4	4	
TOTALS	RPI 1-25	RPI 26-50	W-L RECORDS	RPI 51-100	RPI 101-150	RPI 150+				
11- 14	0- 7	3- 2	OVERALL	4- 2	1- 3	3- 0				
8- 4	0- 2	3- 1	HOME	3- 0	1- 1	1- 0				
3- 9	0- 4	0- 1	AWAY	1- 2	0- 2	2- 0				
0- 1	0- 1	0- 0	NEUTRAL	0- 0	0- 0	0- 0				
5- 6	0- 4	2- 1	NON-CONFERENCE	1- 1	0- 0	2- 0				
3- 2	0- 2	2- 0	HOME	1- 0	0- 0	0- 0				
2- 3	0- 1	0- 1	AWAY	0- 1	0- 0	2- 0				
0- 1	0- 1	0- 0	NEUTRAL	0- 0	0- 0	0- 0				
6- 8	0- 3	1- 1	CONFERENCE	3- 1	1- 3	1- 0				
5- 2	0- 0	1- 1	HOME	2- 0	1- 1	1- 0				
1- 6	0- 3	0- 0	AWAY	1- 1	0- 2	0- 0				
0- 0	0- 0	0- 0	NEUTRAL	0- 0	0- 0	0- 0				

RPI 1-25				RPI 26-50				RPI 51-100 Team's RPI: 51				RPI 101+			
RPI	S	Opponent	Score	RPI	S	Opponent	Score	RPI	S	Opponent	Score	RPI	S	Opponent	Score
6	A	Louisville	56 71	27	H	Old Dominion	56 53	69	A	Boston College	69 52	103	A	North Carolina	68 78
7	A	UConn	44 83	30	H	Virginia Tech	61 69	73	A	Georgia Tech	51 61	103	H	North Carolina	47 65
8	H	UCLA	62 73	31	H	Duke	66 63	74	H	Bucknell	84 60	110	H	Notre Dame	90 60
11	N	Mississippi St.	59 72	42	H	James Madison	55 49	76	A	Southern California	49 59	121	A	Wake Forest	56 62
21	A	NC State	60 80	47	A	Rutgers	63 73	84	H	Syracuse	57 41	198	A	UNLV	63 55
22	H	Kentucky	47 50					89	H	Miami (FL)	69 64	219	H	Clemson	70 54
25	A	Florida St.	55 63									298	A	CSUN	72 47
LAST 10 Division I															
				89	H	Miami (FL)	69 64	110	H	Notre Dame	90 60				
				25	A	Florida St.	55 63	6	A	Louisville	56 71				
				219	H	Clemson	70 54	30	H	Virginia Tech	61 69				
				84	H	Syracuse	57 41	121	A	Wake Forest	56 62				
				103	A	North Carolina	68 78	69	A	Boston College	69 52				

Non-Div I Games:

Virginia

■ Loss,
 ■ Non-Conf, S Site,
 ■ Home
 ■ Away
 N Neutral

Virginia Tech

Through Games Of Feb. 17, 2020

Average RPI Win:	140	WON-LOST	WINNING	LAST 10	STRENGTH OF	OPP. STRENGTH	TEAM	ADJ.	CONF.	ADJ CONF.
Average RPI Loss:	44	RECORD	PCT. RANK	GAMES	SCHEDULE	OF SCHEDULE	RPI	RPI	RPI	RPI
DIV. I ONLY	19- 6	39	7-3	56	53	30	30	5	5	
DIV. I NON-CONF.	10- 1	20	0	120	83	26	26	4	4	
TOTALS	RPI 1-25	RPI 26-50	W-L RECORDS	RPI 51-100	RPI 101-150	RPI 150+				
19- 6	0- 3	1- 1	OVERALL	6- 2	6- 0	6- 0				
12- 1	0- 1	1- 0	HOME	3- 0	3- 0	5- 0				
4- 4	0- 2	0- 1	AWAY	1- 1	2- 0	1- 0				
3- 1	0- 0	0- 0	NEUTRAL	2- 1	1- 0	0- 0				
10- 1	0- 0	1- 0	NON-CONFERENCE	2- 1	3- 0	4- 0				
6- 0	0- 0	1- 0	HOME	0- 0	2- 0	3- 0				
1- 0	0- 0	0- 0	AWAY	0- 0	0- 0	1- 0				
3- 1	0- 0	0- 0	NEUTRAL	2- 1	1- 0	0- 0				
9- 5	0- 3	0- 1	CONFERENCE	4- 1	3- 0	2- 0				
6- 1	0- 1	0- 0	HOME	3- 0	1- 0	2- 0				
3- 4	0- 2	0- 1	AWAY	1- 1	2- 0	0- 0				
0- 0	0- 0	0- 0	NEUTRAL	0- 0	0- 0	0- 0				

RPI 1-25				RPI 26-50				Team's RPI: 30				RPI 51-100				RPI 101+			
RPI	S	Opponent	Score	RPI	S	Opponent	Score	RPI	S	Opponent	Score	RPI	S	Opponent	Score	RPI	S	Opponent	Score
21	A	NC State	69 76	31	A	Duke	67 72	51	A	Virginia	69 61	103	A	North Carolina	72 63				
21	H	NC State	59 71	34	H	Purdue	67 54	60	N	Belmont	60 58	103	H	North Carolina	76 70				
25	A	Florida St.	62 86					69	H	Boston College	70 49	106	H	Liberty	73 69				
								73	H	Georgia Tech	64 61	109	H	Davidson	88 68				
								79	N	Georgia	72 77	121	A	Wake Forest	73 62				
								83	N	Rice	54 45	146	N	Wichita St.	84 63				
								84	A	Syracuse	65 67	200	H	Gardner-Webb	87 65				
								89	H	Miami (FL)	69 45	219	H	Clemson	71 50				
												232	A	George Mason	77 58				
												255	H	Saint Francis (PA)	105 41				
												290	H	Pittsburgh	68 56				
												323	H	UMES	86 43				
LAST 10 Division I																			
121	A	Wake Forest	73 62	84	A	Syracuse	65 67												
73	H	Georgia Tech	64 61	219	H	Clemson	71 50												
103	A	North Carolina	72 63	69	H	Boston College	70 49												
21	H	NC State	59 71	51	A	Virginia	69 61												
89	H	Miami (FL)	69 45	31	A	Duke	67 72												

Non-Div I Games:

Virginia Tech

■ Loss,
 ■ Non-Conf,
 ■ S Site,
 ■ H Home
 ■ A Away
 N Neutral

Average RPI Win: 310	WON-LOST	WINNING	LAST 10	STRENGTH OF	OPP. STRENGTH	TEAM	ADJ.	CONF.	ADJ CONF.
Average RPI Loss: 166	RECORD	PCT. RANK	GAMES	SCHEDULE	OF SCHEDULE	RPI	RPI	RPI	RPI
DIV. I ONLY	7- 16	284	4-6	157	343	288	288	30	30
DIV. I NON-CONF.	3- 7	252	0	46	304	206	206	30	30
TOTALS	RPI 1-25	RPI 26-50	W-L RECORDS	RPI 51-100	RPI 101-150	RPI 150+			
7- 16	0- 1	0- 0	OVERALL	0- 4	0- 3	7- 8			
6- 5	0- 0	0- 0	HOME	0- 1	0- 1	6- 3			
1- 11	0- 1	0- 0	AWAY	0- 3	0- 2	1- 5			
0- 0	0- 0	0- 0	NEUTRAL	0- 0	0- 0	0- 0			
3- 7	0- 1	0- 0	NON-CONFERENCE	0- 4	0- 1	3- 1			
3- 1	0- 0	0- 0	HOME	0- 1	0- 0	3- 0			
0- 6	0- 1	0- 0	AWAY	0- 3	0- 1	0- 1			
0- 0	0- 0	0- 0	NEUTRAL	0- 0	0- 0	0- 0			
4- 9	0- 0	0- 0	CONFERENCE	0- 0	0- 2	4- 7			
3- 4	0- 0	0- 0	HOME	0- 0	0- 1	3- 3			
1- 5	0- 0	0- 0	AWAY	0- 0	0- 1	1- 4			
0- 0	0- 0	0- 0	NEUTRAL	0- 0	0- 0	0- 0			

RPI 1-25				RPI 26-50				RPI 51-100				RPI 101+ Team's RPI: 288			
RPI	S	Opponent	Score	RPI	S	Opponent	Score	RPI	S	Opponent	Score	RPI	S	Opponent	Score
3	A	Maryland	56 119					54	A	Yale	68 87	102	A	Colgate	58 74
								63	H	Stony Brook	45 66	128	A	Robert Morris	47 51
								93	A	Butler	58 74	128	H	Robert Morris	35 77
								97	A	Rider	63 77	170	A	Mt. St. Mary's	63 78
												170	H	Mt. St. Mary's	52 67
												183	A	Merrimack	44 55
												233	A	Youngstown St.	42 64
												255	A	Saint Francis (PA)	50 51
												255	H	Saint Francis (PA)	55 50
												297	H	UMBC	67 60
												305	H	St. Francis Brooklyn	74 66
												309	H	Sacred Heart	65 79
												315	A	Bryant	58 45
												320	H	Fairleigh Dickinson	61 62
												330	H	Saint Peter's	90 89
												332	H	NJIT	61 59
												338	H	LIU Brooklyn	63 61
												347	A	Central Conn. St.	63 66
LAST 10 Division I															
170	H	Mt. St. Mary's	52 67	315	A	Bryant	58 45								
183	A	Merrimack	44 55	347	A	Central Conn. St.	63 66								
128	H	Robert Morris	35 77	338	H	LIU Brooklyn	63 61								
255	H	Saint Francis (PA)	55 50	305	H	St. Francis Brooklyn	74 66								
320	H	Fairleigh Dickinson	61 62	255	A	Saint Francis (PA)	50 51								

Non-Div I Games: Staten Island 81 57

Wagner

■ Loss,
 ■ Non-Conf,
 ■ S Site,
 ■ H Home
 ■ A Away
 N Neutral

Wake Forest

Through Games Of Feb. 17, 2020

Average RPI Win:	148	WON-LOST	WINNING	LAST 10	STRENGTH OF	OPP. STRENGTH	TEAM	ADJ.	CONF.	ADJ CONF.
Average RPI Loss:	98	RECORD	PCT. RANK	GAMES	SCHEDULE	OF SCHEDULE	RPI	RPI	RPI	RPI
DIV. I ONLY	13- 13	177	3-7	83	63	121	121	5	5	
DIV. I NON-CONF.	7- 4	100	0	138	198	112	112	4	4	
TOTALS	RPI 1-25	RPI 26-50	W-L RECORDS	RPI 51-100	RPI 101-150	RPI 150+				
13- 13	0- 3	2- 1	OVERALL	3- 5	2- 2	6- 2				
8- 5	0- 1	0- 1	HOME	3- 1	1- 2	4- 0				
3- 8	0- 2	1- 0	AWAY	0- 4	0- 0	2- 2				
2- 0	0- 0	1- 0	NEUTRAL	0- 0	1- 0	0- 0				
7- 4	0- 0	1- 0	NON-CONFERENCE	0- 2	2- 1	4- 1				
4- 2	0- 0	0- 0	HOME	0- 1	1- 1	3- 0				
1- 2	0- 0	0- 0	AWAY	0- 1	0- 0	1- 1				
2- 0	0- 0	1- 0	NEUTRAL	0- 0	1- 0	0- 0				
6- 9	0- 3	1- 1	CONFERENCE	3- 3	0- 1	2- 1				
4- 3	0- 1	0- 1	HOME	3- 0	0- 1	1- 0				
2- 6	0- 2	1- 0	AWAY	0- 3	0- 0	1- 1				
0- 0	0- 0	0- 0	NEUTRAL	0- 0	0- 0	0- 0				

RPI 1-25				RPI 26-50				RPI 51-100				RPI 101+ Team's RPI: 121			
RPI	S	Opponent	Score	RPI	S	Opponent	Score	RPI	S	Opponent	Score	RPI	S	Opponent	Score
6	A	Louisville	61 75	30	H	Virginia Tech	62 73	51	H	Virginia	62 56	110	H	Notre Dame	71 75
21	A	NC State	45 59	31	A	Duke	60 58	65	H	Charlotte	65 77	123	H	Campbell	74 46
25	H	Florida St.	65 70	50	N	Dayton	78 59	66	A	St. John's (NY)	74 82	135	N	Florida	73 68
								69	A	Boston College	54 67	148	H	UNC Greensboro	65 67
								73	A	Georgia Tech	52 62	160	A	Elon	69 57
								73	H	Georgia Tech	65 60	219	A	Clemson	66 52
								84	H	Syracuse	65 60	219	H	Clemson	63 58
								89	A	Miami (FL)	56 59	251	H	East Carolina	76 53
												257	H	Col. of Charleston	106 50
												270	H	UNCW	65 55
												284	A	ETSU	60 67
												290	A	Pittsburgh	48 53
LAST 10 Division I															
				30	H	Virginia Tech	62 73	290	A	Pittsburgh	48 53				
				219	A	Clemson	66 52	84	H	Syracuse	65 60				
				73	A	Georgia Tech	52 62	25	H	Florida St.	65 70				
				110	H	Notre Dame	71 75	21	A	NC State	45 59				
				69	A	Boston College	54 67	51	H	Virginia	62 56				

Non-Div I Games:

Wake Forest

■ Loss,
■ Non-Conf,
■ S Site,
■ H Home
■ A Away
N Neutral

Average RPI Win:	181	WON-LOST	WINNING	LAST 10	STRENGTH OF	OPP. STRENGTH	TEAM	ADJ.	CONF.	ADJ CONF.
Average RPI Loss:	70	RECORD	PCT. RANK	GAMES	SCHEDULE	OF SCHEDULE	RPI	RPI	RPI	RPI
DIV. I ONLY	11- 14	210	1-9	52	51	136	136	1	1	
DIV. I NON-CONF.	8- 3	68	0	184	216	129	129	1	1	
TOTALS	RPI 1-25	RPI 26-50	W-L RECORDS	RPI 51-100	RPI 101-150	RPI 150+				
11- 14	1- 5	0- 2	OVERALL	2- 2	2- 3	6- 2				
5- 9	0- 2	0- 1	HOME	1- 1	0- 3	4- 2				
3- 5	0- 3	0- 1	AWAY	1- 1	2- 0	0- 0				
3- 0	1- 0	0- 0	NEUTRAL	0- 0	0- 0	2- 0				
8- 3	1- 0	0- 0	NON-CONFERENCE	0- 0	1- 1	6- 2				
4- 3	0- 0	0- 0	HOME	0- 0	0- 1	4- 2				
1- 0	0- 0	0- 0	AWAY	0- 0	1- 0	0- 0				
3- 0	1- 0	0- 0	NEUTRAL	0- 0	0- 0	2- 0				
3- 11	0- 5	0- 2	CONFERENCE	2- 2	1- 2	0- 0				
1- 6	0- 2	0- 1	HOME	1- 1	0- 2	0- 0				
2- 5	0- 3	0- 1	AWAY	1- 1	1- 0	0- 0				
0- 0	0- 0	0- 0	NEUTRAL	0- 0	0- 0	0- 0				

RPI S	Opponent	Score	RPI S	Opponent	Score	RPI S	Opponent	Score	RPI S	Opponent	Score	Team's RPI: 136
8	A UCLA	80 85	28	A Arizona St.	68 72	76	A Southern California	78 81	101	H Vanderbilt	74 76	
9	A Stanford	56 77	28	H Arizona St.	50 67	77	H Colorado	61 52	108	A San Diego	65 47	
9	H Stanford	41 58				99	A Washington St.	65 56	111	H Utah	65 74	
10	N Iowa	70 63				99	H Washington St.	59 66	134	A California	67 64	
24	A Arizona	53 64							134	H California	74 81	
24	H Arizona	58 66							158	H Tulane	62 64	
									177	H Hawaii	50 62	
									226	H CSU Bakersfield	80 49	
									228	N Iona	65 34	
									236	H San Francisco	73 54	
									250	N Howard	75 58	
									307	H Seattle U	78 46	
									321	H Weber St.	94 41	
LAST 10 Division I												
28	A Arizona St.	68 72	9	H Stanford	41 58							
24	A Arizona	53 64	76	A Southern California	78 81							
77	H Colorado	61 52	8	A UCLA	80 85							
111	H Utah	65 74	24	H Arizona	58 66							
134	H California	74 81	28	H Arizona St.	50 67							

Non-Div I Games:

Washington

■ Loss,
 ■ Non-Conf,
 ■ S Site,
 ■ H Home
 ■ A Away
 N Neutral

Average RPI Win:	186	WON-LOST	WINNING	LAST 10	STRENGTH OF	OPP. STRENGTH	TEAM	ADJ.	CONF.	ADJ CONF.
Average RPI Loss:	39	RECORD	PCT. RANK	GAMES	SCHEDULE	OF SCHEDULE	RPI	RPI	RPI	RPI
DIV. I ONLY	11- 15	225	2-8	12	39	99	99	1	1	
DIV. I NON-CONF.	7- 5	131	0	34	84	84	84	1	1	
TOTALS	RPI 1-25	RPI 26-50	W-L RECORDS	RPI 51-100	RPI 101-150	RPI 150+				
11- 15	0- 9	0- 2	OVERALL	2- 2	4- 2	5- 0				
7- 6	0- 3	0- 1	HOME	2- 0	1- 2	4- 0				
3- 6	0- 3	0- 1	AWAY	0- 2	3- 0	0- 0				
1- 3	0- 3	0- 0	NEUTRAL	0- 0	0- 0	1- 0				
7- 5	0- 4	0- 0	NON-CONFERENCE	1- 1	1- 0	5- 0				
5- 1	0- 1	0- 0	HOME	1- 0	0- 0	4- 0				
1- 1	0- 0	0- 0	AWAY	0- 1	1- 0	0- 0				
1- 3	0- 3	0- 0	NEUTRAL	0- 0	0- 0	1- 0				
4- 10	0- 5	0- 2	CONFERENCE	1- 1	3- 2	0- 0				
2- 5	0- 2	0- 1	HOME	1- 0	1- 2	0- 0				
2- 5	0- 3	0- 1	AWAY	0- 1	2- 0	0- 0				
0- 0	0- 0	0- 0	NEUTRAL	0- 0	0- 0	0- 0				

RPI 1-25				RPI 26-50				RPI 51-100 Team's RPI: 99				RPI 101+			
RPI	S	Opponent	Score	RPI	S	Opponent	Score	RPI	S	Opponent	Score	RPI	S	Opponent	Score
2	N	South Carolina	53 68	28	A	Arizona St.	59 62	68	H	BYU	67 50	111	H	Utah	66 78
5	N	Baylor	66 89	28	H	Arizona St.	56 65	76	A	Southern California	63 74	115	A	Boise St.	80 68
8	A	UCLA	50 66					77	H	Colorado	69 59	134	A	California	96 75
9	A	Stanford	58 77					89	A	Miami (FL)	68 74	134	H	California	92 66
9	H	Stanford	49 71									136	A	Washington	66 59
13	H	Gonzaga	53 76									136	H	Washington	56 65
18	N	Indiana	44 78									190	H	Pepperdine	85 48
24	A	Arizona	57 72									247	N	Southern U.	69 54
24	H	Arizona	67 74									298	H	CSUN	71 61
												304	H	UC Irvine	87 59
												339	H	Ark.-Pine Bluff	85 56
LAST 10 Division I															
24	A	Arizona	57 72	134	H	California	92 66								
28	A	Arizona St.	59 62	8	A	UCLA	50 66								
111	H	Utah	66 78	76	A	Southern California	63 74								
77	H	Colorado	69 59	28	H	Arizona St.	56 65								
9	H	Stanford	49 71	24	H	Arizona	67 74								

Non-Div I Games:

Washington St.

■ Loss,
 ■ Non-Conf,
 S Site,
 ■ Home
 ■ Away
 N Neutral

Average RPI Win: 277	WON-LOST	WINNING	LAST 10	STRENGTH OF	OPP. STRENGTH	TEAM	ADJ.	CONF.	ADJ CONF.
Average RPI Loss: 177	RECORD	PCT. RANK	GAMES	SCHEDULE	OF SCHEDULE	RPI	RPI	RPI	RPI
DIV. I ONLY	3- 21	333	0-10	230	214	321	321	18	18
DIV. I NON-CONF.	2- 7	288	0	200	195	266	266	17	17
TOTALS	RPI 1-25	RPI 26-50	W-L RECORDS	RPI 51-100	RPI 101-150	RPI 150+			
3- 21	0- 1	0- 0	OVERALL	0- 2	0- 5	3- 13			
1- 9	0- 0	0- 0	HOME	0- 1	0- 1	1- 7			
2- 12	0- 1	0- 0	AWAY	0- 1	0- 4	2- 6			
0- 0	0- 0	0- 0	NEUTRAL	0- 0	0- 0	0- 0			
2- 7	0- 1	0- 0	NON-CONFERENCE	0- 0	0- 4	2- 2			
1- 1	0- 0	0- 0	HOME	0- 0	0- 1	1- 0			
1- 6	0- 1	0- 0	AWAY	0- 0	0- 3	1- 2			
0- 0	0- 0	0- 0	NEUTRAL	0- 0	0- 0	0- 0			
1- 14	0- 0	0- 0	CONFERENCE	0- 2	0- 1	1- 11			
0- 8	0- 0	0- 0	HOME	0- 1	0- 0	0- 7			
1- 6	0- 0	0- 0	AWAY	0- 1	0- 1	1- 4			
0- 0	0- 0	0- 0	NEUTRAL	0- 0	0- 0	0- 0			

RPI 1-25				RPI 26-50				RPI 51-100				RPI 101+ Team's RPI: 321			
RPI	S	Opponent	Score	RPI	S	Opponent	Score	RPI	S	Opponent	Score	RPI	S	Opponent	Score
8	A	UCLA	45 85					88	A	Montana St.	52 81	111	A	Utah	46 75
								88	H	Montana St.	67 102	116	A	Pacific	53 76
												118	A	Idaho	50 70
												136	A	Washington	41 94
												144	H	Portland	59 78
												161	A	Northern Ariz.	61 92
												161	H	Northern Ariz.	82 88
												173	A	Montana	57 85
												173	H	Montana	46 78
												180	H	Idaho St.	54 65
												187	H	Southern Utah	71 87
												217	A	UTEP	51 70
												220	H	Portland St.	57 76
												223	A	Northern Colo.	65 60
												223	H	Northern Colo.	65 69
												283	A	UC Riverside	64 54
												299	A	Sacramento St.	52 58
												299	H	Sacramento St.	67 91
												306	A	Eastern Wash.	53 63
												316	A	New Mexico St.	47 77
												325	H	Utah Valley	72 46
LAST 10 Division I															
88	H	Montana St.	67 102	187	H	Southern Utah	71 87								
173	H	Montana	46 78	173	A	Montana	57 85								
161	A	Northern Ariz.	61 92	88	A	Montana St.	52 81								
299	A	Sacramento St.	52 58	220	H	Portland St.	57 76								
223	H	Northern Colo.	65 69	180	H	Idaho St.	54 65								

Non-Div I Games:

Weber St.

West Virginia

Through Games Of Feb. 17, 2020

Average RPI Win:	152	WON-LOST	WINNING	LAST 10	STRENGTH OF	OPP. STRENGTH	TEAM	ADJ.	CONF.	ADJ CONF.
Average RPI Loss:	45	RECORD	PCT. RANK	GAMES	SCHEDULE	OF SCHEDULE	RPI	RPI	RPI	RPI
DIV. I ONLY	15- 9	93	2-8	55	24	55	55	3	3	
DIV. I NON-CONF.	10- 1	20	0	140	143	34	34	3	3	
TOTALS	RPI 1-25	RPI 26-50	W-L RECORDS	RPI 51-100	RPI 101-150	RPI 150+				
15- 9	1- 2	2- 4	OVERALL	3- 3	2- 0	7- 0				
8- 3	0- 0	2- 1	HOME	0- 2	1- 0	5- 0				
3- 5	1- 2	0- 2	AWAY	1- 1	1- 0	0- 0				
4- 1	0- 0	0- 1	NEUTRAL	2- 0	0- 0	2- 0				
10- 1	1- 0	0- 1	NON-CONFERENCE	2- 0	0- 0	7- 0				
5- 0	0- 0	0- 0	HOME	0- 0	0- 0	5- 0				
1- 0	1- 0	0- 0	AWAY	0- 0	0- 0	0- 0				
4- 1	0- 0	0- 1	NEUTRAL	2- 0	0- 0	2- 0				
5- 8	0- 2	2- 3	CONFERENCE	1- 3	2- 0	0- 0				
3- 3	0- 0	2- 1	HOME	0- 2	1- 0	0- 0				
2- 5	0- 2	0- 2	AWAY	1- 1	1- 0	0- 0				
0- 0	0- 0	0- 0	NEUTRAL	0- 0	0- 0	0- 0				

RPI	S	Opponent	Score	RPI	S	Opponent	Score	RPI	S	Opponent	Score	RPI	S	Opponent	Score
5	A	Baylor	51 91	40	N	Creighton	75 82	57	A	Oklahoma	58 68	113	A	Kansas	68 49
11	A	Mississippi St.	71 65	41	A	Texas	44 50	57	H	Oklahoma	49 73	147	H	Texas Tech	67 60
19	A	TCU	60 73	41	H	Texas	68 63	84	N	Syracuse	71 69	166	H	Cornell	68 62
				43	H	Iowa St.	79 71	92	N	Michigan St.	63 57	192	N	Norfolk St.	72 55
				46	A	Oklahoma St.	57 60	98	A	Kansas St.	74 63	199	N	New Mexico	73 60
				46	H	Oklahoma St.	55 57	98	H	Kansas St.	55 56	201	H	Radford	74 37
												255	H	Saint Francis (PA)	74 45
												312	H	Presbyterian	56 40
												328	H	Coppin St.	82 47
LAST 10 Division I															
41	A	Texas	44 50	43	H	Iowa St.	79 71								
147	H	Texas Tech	67 60	19	A	TCU	60 73								
98	H	Kansas St.	55 56	46	H	Oklahoma St.	55 57								
46	A	Oklahoma St.	57 60	5	A	Baylor	51 91								
57	A	Oklahoma	58 68	57	H	Oklahoma	49 73								

Non-Div I Games:

West Virginia

Loss, Non-Conf, S Site, H Home A Away N Neutral

Average RPI Win:	288	WON-LOST	WINNING	LAST 10	STRENGTH OF	OPP. STRENGTH	TEAM	ADJ.	CONF.	ADJ CONF.
Average RPI Loss:	199	RECORD	PCT. RANK	GAMES	SCHEDULE	OF SCHEDULE	RPI	RPI	RPI	RPI
DIV. I ONLY	3- 20	331	2-8	247	325	334	334	26	26	
DIV. I NON-CONF.	1- 12	335	0	156	345	328	328	21	21	
TOTALS	RPI 1-25	RPI 26-50	W-L RECORDS	RPI 51-100	RPI 101-150	RPI 150+				
3- 20	0- 0	0- 0	OVERALL	0- 1	0- 5	3- 14				
2- 10	0- 0	0- 0	HOME	0- 1	0- 2	2- 7				
1- 10	0- 0	0- 0	AWAY	0- 0	0- 3	1- 7				
0- 0	0- 0	0- 0	NEUTRAL	0- 0	0- 0	0- 0				
1- 12	0- 0	0- 0	NON-CONFERENCE	0- 1	0- 3	1- 8				
1- 6	0- 0	0- 0	HOME	0- 1	0- 1	1- 4				
0- 6	0- 0	0- 0	AWAY	0- 0	0- 2	0- 4				
0- 0	0- 0	0- 0	NEUTRAL	0- 0	0- 0	0- 0				
2- 8	0- 0	0- 0	CONFERENCE	0- 0	0- 2	2- 6				
1- 4	0- 0	0- 0	HOME	0- 0	0- 1	1- 3				
1- 4	0- 0	0- 0	AWAY	0- 0	0- 1	1- 3				
0- 0	0- 0	0- 0	NEUTRAL	0- 0	0- 0	0- 0				

RPI S	Opponent	Score	RPI S	Opponent	Score	RPI S	Opponent	Score	RPI S	Opponent	Score	Team's RPI: 334
						82	H Coastal Caro.	43 66	103	A North Carolina	55 92	
									109	A Davidson	51 101	
									123	H Campbell	40 61	
									148	A UNC Greensboro	43 54	
									148	H UNC Greensboro	61 72	
									160	A Elon	24 68	
									164	H Samford	50 62	
									196	H Tennessee Tech	58 62	
									197	A Chattanooga	61 53	
									197	H Chattanooga	52 59	
									200	A Gardner-Webb	62 88	
									202	H Cleveland St.	61 68	
									213	A Furman	53 69	
									227	H UNC Asheville	47 64	
									257	A Col. of Charleston	62 73	
									262	H Winthrop	60 63	
									280	A Wofford	63 76	
									284	A ETSU	49 76	
									284	H ETSU	57 62	
									322	H Mercer	51 40	
									331	A USC Upstate	62 70	
									345	H Charleston So.	69 64	
LAST 10 Division I												
			148	H UNC Greensboro	61 72	213	A Furman	53 69				
			197	A Chattanooga	61 53	280	A Wofford	63 76				
			284	A ETSU	49 76	148	A UNC Greensboro	43 54				
			322	H Mercer	51 40	284	H ETSU	57 62				
			164	H Samford	50 62	197	H Chattanooga	52 59				

Non-Div I Games: Southern Wesleyan 70 37 UVa-Wise 64 55

Western Caro.

Average RPI Win:	271	WON-LOST	WINNING	LAST 10	STRENGTH OF	OPP. STRENGTH	TEAM	ADJ.	CONF.	ADJ CONF.
Average RPI Loss:	92	RECORD	PCT. RANK	GAMES	SCHEDULE	OF SCHEDULE	RPI	RPI	RPI	RPI
DIV. I ONLY	11- 12	190	7-3	188	167	193	193	19	19	
DIV. I NON-CONF.	3- 7	252	0	167	64	236	236	18	18	
TOTALS	RPI 1-25	RPI 26-50	W-L RECORDS	RPI 51-100	RPI 101-150	RPI 150+				
11- 12	0- 0	0- 5	OVERALL	0- 4	1- 1	10- 2				
7- 3	0- 0	0- 2	HOME	0- 1	1- 0	6- 0				
4- 7	0- 0	0- 3	AWAY	0- 2	0- 1	4- 1				
0- 2	0- 0	0- 0	NEUTRAL	0- 1	0- 0	0- 1				
3- 7	0- 0	0- 3	NON-CONFERENCE	0- 2	1- 1	2- 1				
2- 1	0- 0	0- 1	HOME	0- 0	1- 0	1- 0				
1- 4	0- 0	0- 2	AWAY	0- 1	0- 1	1- 0				
0- 2	0- 0	0- 0	NEUTRAL	0- 1	0- 0	0- 1				
8- 5	0- 0	0- 2	CONFERENCE	0- 2	0- 0	8- 1				
5- 2	0- 0	0- 1	HOME	0- 1	0- 0	5- 0				
3- 3	0- 0	0- 1	AWAY	0- 1	0- 0	3- 1				
0- 0	0- 0	0- 0	NEUTRAL	0- 0	0- 0	0- 0				

RPI S	Opponent	Score	RPI S	Opponent	Score	RPI S	Opponent	Score	RPI S	Opponent	Score	Team's RPI: 193
34	A Purdue	59 66	78	N Southern Ill.	65 79	122	H Southeast Mo. St.	97 91				
36	A Drake	75 94	86	A South Dakota St.	45 75	140	A Missouri	89 97				
38	H Bradley	49 84	86	H South Dakota St.	48 89	210	H Oral Roberts	75 61				
39	A South Dakota	51 88	91	A Illinois St.	65 78	215	A North Dakota	71 77				
39	H South Dakota	65 96				215	H North Dakota	91 74				
						225	N Eastern Ill.	52 60				
						258	H Denver	82 75				
						278	H Indiana St.	83 72				
						292	A North Dakota St.	79 78				
						292	H North Dakota St.	86 79				
						310	A Omaha	83 69				
						329	A Purdue Fort Wayne	83 74				
						329	H Purdue Fort Wayne	79 68				
						348	A Chicago St.	88 78				
LAST 10 Division I												
215	H North Dakota	91 74	215	A North Dakota	71 77							
39	A South Dakota	51 88	310	A Omaha	83 69							
329	A Purdue Fort Wayne	83 74	210	H Oral Roberts	75 61							
292	H North Dakota St.	86 79	258	H Denver	82 75							
86	H South Dakota St.	48 89	329	H Purdue Fort Wayne	79 68							

Non-Div I Games: Culver-Stockton 82 76 Ill.-Springfield 91 51 Mo. Baptist 90 69

Western Ill.

Average RPI Win:	171	WON-LOST	WINNING	LAST 10	STRENGTH OF	OPP. STRENGTH	TEAM	ADJ.	CONF.	ADJ CONF.
Average RPI Loss:	93	RECORD	PCT. RANK	GAMES	SCHEDULE	OF SCHEDULE	RPI	RPI	RPI	RPI
DIV. I ONLY	18- 6	40	9-1	93	87	32	32	13	13	
DIV. I NON-CONF.	8- 3	68	0	81	10	27	27	14	14	
TOTALS	RPI 1-25	RPI 26-50	W-L RECORDS	RPI 51-100	RPI 101-150	RPI 150+				
18- 6	1- 1	0- 2	OVERALL	5- 1	1- 0	11- 2				
10- 0	1- 0	0- 0	HOME	3- 0	1- 0	5- 0				
7- 6	0- 1	0- 2	AWAY	2- 1	0- 0	5- 2				
1- 0	0- 0	0- 0	NEUTRAL	0- 0	0- 0	1- 0				
8- 3	1- 1	0- 1	NON-CONFERENCE	3- 0	0- 0	4- 1				
4- 0	1- 0	0- 0	HOME	2- 0	0- 0	1- 0				
3- 3	0- 1	0- 1	AWAY	1- 0	0- 0	2- 1				
1- 0	0- 0	0- 0	NEUTRAL	0- 0	0- 0	1- 0				
10- 3	0- 0	0- 1	CONFERENCE	2- 1	1- 0	7- 1				
6- 0	0- 0	0- 0	HOME	1- 0	1- 0	4- 0				
4- 3	0- 0	0- 1	AWAY	1- 1	0- 0	3- 1				
0- 0	0- 0	0- 0	NEUTRAL	0- 0	0- 0	0- 0				

RPI	S	Opponent	Score	RPI	S	Opponent	Score	Team's RPI: 32	RPI	S	Opponent	Score	RPI	S	Opponent	Score
6	A	Louisville	56 75	27	A	Old Dominion	65 76		52	H	Middle Tenn.	71 63	127	H	UAB	69 65
17	H	Central Mich.	93 58	34	A	Purdue	50 67		57	H	Oklahoma	74 63	155	A	Saint Mary's (CA)	73 80
									58	A	Ball St.	91 86	164	A	Samford	88 84
									60	H	Belmont	77 46	193	H	Fla. Atlantic	68 59
									65	A	Charlotte	60 56	208	A	Southern Miss.	81 65
									83	A	Rice	65 73	211	H	Little Rock	77 58
													217	H	UTEP	78 65
													235	A	Marshall	74 65
													242	A	Louisiana Tech	84 75
													244	N	Tulsa	76 63
													252	A	North Texas	54 61
													296	H	FIU	71 51
													302	H	UTSA	85 57
													322	A	Mercer	75 62
LAST 10 Division I																
302	H	UTSA	85 57	193	H	Fla. Atlantic	68 59									
217	H	UTEP	78 65	235	A	Marshall	74 65									
208	A	Southern Miss.	81 65	65	A	Charlotte	60 56									
242	A	Louisiana Tech	84 75	27	A	Old Dominion	65 76									
296	H	FIU	71 51	52	H	Middle Tenn.	71 63									

Non-Div I Games:

Western Ky.

■ Loss,
■ Non-Conf,
■ S Site,
■ H Home
■ A Away
N Neutral

Average RPI Win:	219	WON-LOST	WINNING	LAST 10	STRENGTH OF	OPP. STRENGTH	TEAM	ADJ.	CONF.	ADJ CONF.
Average RPI Loss:	130	RECORD	PCT. RANK	GAMES	SCHEDULE	OF SCHEDULE	RPI	RPI	RPI	RPI
DIV. I ONLY	12- 10	151	4-6	191	161	151	151	10	10	
DIV. I NON-CONF.	6- 4	123	0	287	317	192	192	10	10	
TOTALS	RPI 1-25	RPI 26-50	W-L RECORDS	RPI 51-100	RPI 101-150	RPI 150+				
12- 10	0- 1	1- 1	OVERALL	0- 2	2- 1	9- 5				
6- 3	0- 1	1- 0	HOME	0- 0	1- 0	4- 2				
4- 6	0- 0	0- 1	AWAY	0- 1	1- 1	3- 3				
2- 1	0- 0	0- 0	NEUTRAL	0- 1	0- 0	2- 0				
6- 4	0- 0	0- 1	NON-CONFERENCE	0- 1	1- 0	5- 2				
2- 1	0- 0	0- 0	HOME	0- 0	0- 0	2- 1				
2- 2	0- 0	0- 1	AWAY	0- 0	1- 0	1- 1				
2- 1	0- 0	0- 0	NEUTRAL	0- 1	0- 0	2- 0				
6- 6	0- 1	1- 0	CONFERENCE	0- 1	1- 1	4- 3				
4- 2	0- 1	1- 0	HOME	0- 0	1- 0	2- 1				
2- 4	0- 0	0- 0	AWAY	0- 1	0- 1	2- 2				
0- 0	0- 0	0- 0	NEUTRAL	0- 0	0- 0	2- 0				

RPI	S	Opponent	Score	RPI	S	Opponent	Score	RPI	S	Opponent	Score	RPI	S	Opponent	Score	Team's RPI: 151
17	H	Central Mich.	70 80	35	A	Michigan	55 76	58	A	Ball St.	65 68	104	A	Kent St.	63 75	
				45	H	Ohio	73 72	63	N	Stony Brook	47 50	130	A	Loyola Chicago	70 60	
												133	H	Buffalo	74 62	
												156	H	Toledo	84 72	
												175	H	Eastern Mich.	79 83	
												179	A	Northern Ill.	68 65	
												188	A	Miami (OH)	67 70	
												191	A	Akron	56 51	
												191	H	Akron	79 71	
												193	H	Fla. Atlantic	79 80	
												217	A	UTEP	46 76	
												254	A	Bowling Green	63 72	
												258	N	Denver	79 70	
												316	N	New Mexico St.	79 76	
												333	H	Detroit Mercy	82 67	
												342	A	UIC	80 52	
												348	H	Chicago St.	90 69	
LAST 10 Division I																
179	A	Northern Ill.	68 65	191	H	Akron	79 71									
133	H	Buffalo	74 62	254	A	Bowling Green	63 72									
175	H	Eastern Mich.	79 83	17	H	Central Mich.	70 80									
188	A	Miami (OH)	67 70	45	H	Ohio	73 72									
58	A	Ball St.	65 68	104	A	Kent St.	63 75									

Non-Div I Games: Kentucky St. 80 41

Western Mich.

Average RPI Win:	205	WON-LOST	WINNING	LAST 10	STRENGTH OF	OPP. STRENGTH	TEAM	ADJ.	CONF.	ADJ CONF.
Average RPI Loss:	108	RECORD	PCT. RANK	GAMES	SCHEDULE	OF SCHEDULE	RPI	RPI	RPI	RPI
DIV. I ONLY	14- 11	141	6-4	184	86	146	146	9	9	
DIV. I NON-CONF.	8- 5	117	0	193	141	137	137	9	9	
TOTALS	RPI 1-25	RPI 26-50	W-L RECORDS	RPI 51-100	RPI 101-150	RPI 150+				
14- 11	0- 2	0- 2	OVERALL	4- 2	0- 0	10- 5				
9- 4	0- 0	0- 0	HOME	2- 2	0- 0	7- 2				
4- 6	0- 2	0- 1	AWAY	1- 0	0- 0	3- 3				
1- 1	0- 0	0- 1	NEUTRAL	1- 0	0- 0	0- 0				
8- 5	0- 1	0- 2	NON-CONFERENCE	2- 1	0- 0	6- 1				
6- 1	0- 0	0- 0	HOME	1- 1	0- 0	5- 0				
1- 3	0- 1	0- 1	AWAY	0- 0	0- 0	1- 1				
1- 1	0- 0	0- 1	NEUTRAL	1- 0	0- 0	0- 0				
6- 6	0- 1	0- 0	CONFERENCE	2- 1	0- 0	4- 4				
3- 3	0- 0	0- 0	HOME	1- 1	0- 0	2- 2				
3- 3	0- 1	0- 0	AWAY	1- 0	0- 0	2- 2				
0- 0	0- 0	0- 0	NEUTRAL	0- 0	0- 0	0- 0				

RPI 1-25				RPI 26-50				RPI 51-100				RPI 101+ Team's RPI: 146			
RPI	S	Opponent	Score	RPI	S	Opponent	Score	RPI	S	Opponent	Score	RPI	S	Opponent	Score
4	A	Missouri St.	55 68	30	N	Virginia Tech	63 84	57	H	Oklahoma	88 83	158	A	Tulane	69 68
7	A	UConn	55 83	40	A	Creighton	46 56	70	H	South Fla.	50 56	158	H	Tulane	56 61
								72	H	UNI	50 61	167	A	Houston	56 64
								75	A	Temple	85 75	175	H	Eastern Mich.	63 52
								75	H	Temple	72 70	178	H	Memphis	60 69
								88	N	Montana St.	66 64	210	A	Oral Roberts	66 79
												242	A	Louisiana Tech	88 80
												244	H	Tulsa	57 46
												247	H	Southern U.	69 63
												249	A	SMU	44 64
												251	A	East Carolina	61 53
												251	H	East Carolina	57 55
												318	H	Houston Baptist	59 42
												339	H	Ark.-Pine Bluff	100 50
												344	H	Grambling	77 65
LAST 10 Division I															
158	A	Tulane	69 68	167	A	Houston	56 64								
178	H	Memphis	60 69	70	H	South Fla.	50 56								
75	A	Temple	85 75	75	H	Temple	72 70								
251	H	East Carolina	57 55	244	H	Tulsa	57 46								
249	A	SMU	44 64	251	A	East Carolina	61 53								

Non-Div I Games:

Wichita St.

■ Loss,
■ Non-Conf,
■ S Site,
■ H Home
■ A Away
N Neutral

William & Mary

Through Games Of Feb. 17, 2020

Average RPI Win:	240	WON-LOST	WINNING	LAST 10	STRENGTH OF	OPP. STRENGTH	TEAM	ADJ.	CONF.	ADJ CONF.
Average RPI Loss:	106	RECORD	PCT. RANK	GAMES	SCHEDULE	OF SCHEDULE	RPI	RPI	RPI	RPI
DIV. I ONLY	18- 6	40	8-2	324	130	131	131	14	14	
DIV. I NON-CONF.	9- 2	37	0	322	181	117	117	13	13	
TOTALS	RPI 1-25	RPI 26-50	W-L RECORDS	RPI 51-100	RPI 101-150	RPI 150+				
18- 6	0- 0	0- 3	OVERALL	0- 0	2- 2	16- 1				
8- 3	0- 0	0- 2	HOME	0- 0	1- 0	7- 1				
10- 3	0- 0	0- 1	AWAY	0- 0	1- 2	9- 0				
0- 0	0- 0	0- 0	NEUTRAL	0- 0	0- 0	0- 0				
9- 2	0- 0	0- 1	NON-CONFERENCE	0- 0	1- 1	8- 0				
4- 1	0- 0	0- 1	HOME	0- 0	0- 0	4- 0				
5- 1	0- 0	0- 0	AWAY	0- 0	1- 1	4- 0				
0- 0	0- 0	0- 0	NEUTRAL	0- 0	0- 0	0- 0				
9- 4	0- 0	0- 2	CONFERENCE	0- 0	1- 1	8- 1				
4- 2	0- 0	0- 1	HOME	0- 0	1- 0	3- 1				
5- 2	0- 0	0- 1	AWAY	0- 0	0- 1	5- 0				
0- 0	0- 0	0- 0	NEUTRAL	0- 0	0- 0	0- 0				

RPI S	Opponent	Score	RPI S	Opponent	Score	RPI S	Opponent	Score	RPI S	Opponent	Score	Team's RPI: 131
27	H Old Dominion	58 69	42	A James Madison	70 84	49	H Drexel	54 61	117	A VCU	69 55	
									124	A Richmond	73 76	
									126	A Northeastern	55 61	
									126	H Northeastern	80 64	
									153	A George Washington	63 51	
									160	A Elon	84 77	
									171	A Towson	83 75	
									189	H Delaware	68 58	
									192	H Norfolk St.	65 56	
									251	A East Carolina	78 68	
									257	A Col. of Charleston	80 74	
									257	H Col. of Charleston	85 60	
									270	A UNCW	63 55	
									270	H UNCW	55 72	
									271	A Delaware St.	73 52	
									297	H UMBC	76 48	
									300	A Army West Point	77 65	
									319	A Hofstra	66 53	
									319	H Hofstra	71 42	
									323	H UMES	78 50	
									346	H Hartford	61 44	
LAST 10 Division I												
319	H Hofstra	71 42	49	H Drexel	54 61							
126	H Northeastern	80 64	189	H Delaware	68 58							
270	A UNCW	63 55	126	A Northeastern	55 61							
257	A Col. of Charleston	80 74	319	A Hofstra	66 53							
160	A Elon	84 77	257	H Col. of Charleston	85 60							

Non-Div I Games:

William & Mary

Loss, Non-Conf, S Site, H Home A Away N Neutral

Average RPI Win:	287	WON-LOST	WINNING	LAST 10	STRENGTH OF	OPP. STRENGTH	TEAM	ADJ.	CONF.	ADJ CONF.
Average RPI Loss:	188	RECORD	PCT. RANK	GAMES	SCHEDULE	OF SCHEDULE	RPI	RPI	RPI	RPI
DIV. I ONLY	10- 13	217	4-6	299	313	262	262	25	25	
DIV. I NON-CONF.	3- 6	235	0	293	292	274	274	28	28	
TOTALS	RPI 1-25	RPI 26-50	W-L RECORDS	RPI 51-100	RPI 101-150	RPI 150+				
10- 13	0- 1	0- 1	OVERALL	0- 0	1- 2	9- 9				
5- 4	0- 0	0- 0	HOME	0- 0	1- 0	4- 4				
5- 8	0- 1	0- 1	AWAY	0- 0	0- 2	5- 4				
0- 1	0- 0	0- 0	NEUTRAL	0- 0	0- 0	0- 1				
3- 6	0- 1	0- 1	NON-CONFERENCE	0- 0	0- 0	3- 4				
0- 3	0- 0	0- 0	HOME	0- 0	0- 0	0- 3				
3- 2	0- 1	0- 1	AWAY	0- 0	0- 0	3- 0				
0- 1	0- 0	0- 0	NEUTRAL	0- 0	0- 0	0- 1				
7- 7	0- 0	0- 0	CONFERENCE	0- 0	1- 2	6- 5				
5- 1	0- 0	0- 0	HOME	0- 0	1- 0	4- 1				
2- 6	0- 0	0- 0	AWAY	0- 0	0- 2	2- 4				
0- 0	0- 0	0- 0	NEUTRAL	0- 0	0- 0	0- 0				

RPI 1-25				RPI 26-50				RPI 51-100				RPI 101+ Team's RPI: 262			
RPI	S	Opponent	Score	RPI	S	Opponent	Score	RPI	S	Opponent	Score	RPI	S	Opponent	Score
22	A	Kentucky	36 91	27	A	Old Dominion	44 68					123	A	Campbell	47 63
												143	A	Hampton	48 62
												143	H	Hampton	72 66
												200	A	Gardner-Webb	59 71
												201	A	Radford	53 54
												209	A	High Point	61 94
												209	H	High Point	69 63
												227	A	UNC Asheville	55 65
												227	H	UNC Asheville	43 50
												228	H	Iona	61 68
												257	H	Col. of Charleston	73 84
												268	H	Longwood	74 63
												270	A	UNCW	75 63
												280	N	Wofford	59 60
												301	H	Ga. Southern	47 91
												311	A	N.C. Central	56 46
												312	H	Presbyterian	61 54
												331	A	USC Upstate	52 38
												334	A	Western Caro.	63 60
												345	A	Charleston So.	58 53
												345	H	Charleston So.	56 46
LAST 10 Division I															
227	A	UNC Asheville	55 65	345	A	Charleston So.	58 53								
143	A	Hampton	48 62	268	H	Longwood	74 63								
345	H	Charleston So.	56 46	201	A	Radford	53 54								
209	A	High Point	61 94	123	A	Campbell	47 63								
227	H	UNC Asheville	43 50	312	H	Presbyterian	61 54								

Non-Div I Games:

Winthrop

■ Loss,
 ■ Non-Conf,
 ■ S Site,
 ■ H Home
 ■ A Away
 N Neutral

Average RPI Win:	207	WON-LOST	WINNING	LAST 10	STRENGTH OF	OPP. STRENGTH	TEAM	ADJ.	CONF.	ADJ CONF.
Average RPI Loss:	48	RECORD	PCT. RANK	GAMES	SCHEDULE	OF SCHEDULE	RPI	RPI	RPI	RPI
DIV. I ONLY	11- 15	225	2-8	54	54	137	137	2	2	
DIV. I NON-CONF.	8- 3	68	0	142	266	76	76	2	2	
TOTALS	RPI 1-25	RPI 26-50	W-L RECORDS	RPI 51-100	RPI 101-150	RPI 150+				
11- 15	0- 4	0- 5	OVERALL	2- 6	1- 0	8- 0				
7- 6	0- 1	0- 3	HOME	0- 2	1- 0	6- 0				
3- 8	0- 3	0- 1	AWAY	1- 4	0- 0	2- 0				
1- 1	0- 0	0- 1	NEUTRAL	1- 0	0- 0	0- 0				
8- 3	0- 0	0- 1	NON-CONFERENCE	1- 2	1- 0	6- 0				
6- 0	0- 0	0- 0	HOME	0- 0	1- 0	5- 0				
1- 2	0- 0	0- 0	AWAY	0- 2	0- 0	1- 0				
1- 1	0- 0	0- 1	NEUTRAL	1- 0	0- 0	0- 0				
3- 12	0- 4	0- 4	CONFERENCE	1- 4	0- 0	2- 0				
1- 6	0- 1	0- 3	HOME	0- 2	0- 0	1- 0				
2- 6	0- 3	0- 1	AWAY	1- 2	0- 0	1- 0				
0- 0	0- 0	0- 0	NEUTRAL	0- 0	0- 0	0- 0				

RPI S	Opponent	Score	RPI S	Opponent	Score	RPI S	Opponent	Score	RPI S	Opponent	Score	Team's RPI: 137
10	A Iowa	71 97	34	A Purdue	61 72	58	N Ball St.	67 56	119	H North Florida	75 62	
10	H Iowa	78 85	34	H Purdue	59 62	71	A Minnesota	72 62	181	A Illinois	73 64	
18	A Indiana	65 75	35	H Michigan	56 68	71	H Minnesota	64 73	207	H Penn St.	71 65	
23	A Ohio St.	74 82	37	N Arkansas	64 68	73	A Georgia Tech	41 60	225	H Eastern Ill.	63 55	
			47	H Rutgers	61 64	77	A Colorado	57 74	239	H Milwaukee	71 40	
						80	A Nebraska	50 65	280	H Wofford	78 65	
						80	H Nebraska	71 72	282	H Prairie View	68 42	
						92	A Michigan St.	52 69	292	A North Dakota St.	64 63	
									326	H Alabama St.	85 67	
LAST 10 Division I												
10	A Iowa	71 97	18	A Indiana	65 75							
34	H Purdue	59 62	80	H Nebraska	71 72							
23	A Ohio St.	74 82	71	A Minnesota	72 62							
71	H Minnesota	64 73	10	H Iowa	78 85							
181	A Illinois	73 64	35	H Michigan	56 68							

Non-Div I Games:

Wisconsin

■ Loss,
■ Non-Conf,
■ S Site,
■ H Home
■ A Away
N Neutral

Average RPI Win:	256	WON-LOST	WINNING	LAST 10	STRENGTH OF	OPP. STRENGTH	TEAM	ADJ.	CONF.	ADJ CONF.
Average RPI Loss:	187	RECORD	PCT. RANK	GAMES	SCHEDULE	OF SCHEDULE	RPI	RPI	RPI	RPI
DIV. I ONLY	11- 12	190	7-3	320	234	280	280	26	26	
DIV. I NON-CONF.	4- 8	235	0	218	289	282	282	21	21	
TOTALS	RPI 1-25	RPI 26-50	W-L RECORDS	RPI 51-100	RPI 101-150	RPI 150+				
11- 12	0- 0	0- 0	OVERALL	0- 1	1- 3	10- 8				
8- 5	0- 0	0- 0	HOME	0- 1	1- 0	7- 4				
2- 7	0- 0	0- 0	AWAY	0- 0	0- 3	2- 4				
1- 0	0- 0	0- 0	NEUTRAL	0- 0	0- 0	1- 0				
4- 8	0- 0	0- 0	NON-CONFERENCE	0- 1	0- 3	4- 4				
3- 3	0- 0	0- 0	HOME	0- 1	0- 0	3- 2				
0- 5	0- 0	0- 0	AWAY	0- 0	0- 3	0- 2				
1- 0	0- 0	0- 0	NEUTRAL	0- 0	0- 0	1- 0				
7- 4	0- 0	0- 0	CONFERENCE	0- 0	1- 0	6- 4				
5- 2	0- 0	0- 0	HOME	0- 0	1- 0	4- 2				
2- 2	0- 0	0- 0	AWAY	0- 0	0- 0	2- 2				
0- 0	0- 0	0- 0	NEUTRAL	0- 0	0- 0	0- 0				

RPI 1-25			RPI 26-50			RPI 51-100			RPI 101+			Team's RPI: 280
RPI	S	Opponent	Score	RPI	S	Opponent	Score	RPI	S	Opponent	Score	
						82 H Coastal Caro.	73 78			105 A Auburn	82 84	
										113 A Kansas	64 83	
										137 A Wisconsin	65 78	
										148 H UNC Greensboro	66 61	
										164 A Samford	69 63	
										164 H Samford	58 74	
										186 A Northern Ky.	72 80	
										197 A Chattanooga	76 80	
										197 H Chattanooga	49 51	
										200 A Gardner-Webb	53 67	
										213 H Furman	66 62	
										227 H UNC Asheville	75 38	
										240 H Appalachian St.	51 54	
										262 N Winthrop	60 59	
										268 H Longwood	79 76	
										284 A ETSU	76 47	
										284 H ETSU	86 62	
										301 H Ga. Southern	57 70	
										312 H Presbyterian	67 60	
										322 A Mercer	53 54	
										322 H Mercer	77 49	
										334 H Western Caro.	76 63	
LAST 10 Division I												
						197 H Chattanooga	49 51			148 H UNC Greensboro	66 61	
						284 H ETSU	86 62			334 H Western Caro.	76 63	
						164 A Samford	69 63			284 A ETSU	76 47	
						322 A Mercer	53 54			197 A Chattanooga	76 80	
						213 H Furman	66 62			322 H Mercer	77 49	

Non-Div I Games: Brevard 82 34 Erskine 100 38 UNKNOWN 89 38

Wofford

Average RPI Win:	248	WON-LOST	WINNING	LAST 10	STRENGTH OF	OPP. STRENGTH	TEAM	ADJ.	CONF.	ADJ CONF.
Average RPI Loss:	132	RECORD	PCT. RANK	GAMES	SCHEDULE	OF SCHEDULE	RPI	RPI	RPI	RPI
DIV. I ONLY	14- 11	141	6-4	233	204	163	163	22	22	
DIV. I NON-CONF.	4- 6	212	0	233	56	205	205	20	20	
TOTALS	RPI 1-25	RPI 26-50	W-L RECORDS	RPI 51-100	RPI 101-150	RPI 150+				
14- 11	0- 0	0- 2	OVERALL	0- 2	1- 4	13- 3				
6- 4	0- 0	0- 0	HOME	0- 1	0- 2	6- 1				
7- 5	0- 0	0- 2	AWAY	0- 1	1- 1	6- 1				
1- 2	0- 0	0- 0	NEUTRAL	0- 0	0- 1	1- 1				
4- 6	0- 0	0- 2	NON-CONFERENCE	0- 0	0- 3	4- 1				
1- 1	0- 0	0- 0	HOME	0- 0	0- 1	1- 0				
2- 3	0- 0	0- 2	AWAY	0- 0	0- 1	2- 0				
1- 2	0- 0	0- 0	NEUTRAL	0- 0	0- 1	1- 1				
10- 5	0- 0	0- 0	CONFERENCE	0- 2	1- 1	9- 2				
5- 3	0- 0	0- 0	HOME	0- 1	0- 1	5- 1				
5- 2	0- 0	0- 0	AWAY	0- 1	1- 0	4- 1				
0- 0	0- 0	0- 0	NEUTRAL	0- 0	0- 0	0- 0				

RPI S	Opponent	Score	RPI S	Opponent	Score	RPI S	Opponent	Score	RPI S	Opponent	Score	Team's RPI: 163
43	A Iowa St.	71 79	44	A UCF	53 69	53	A IUPUI	60 80	107	A UT Arlington	62 68	
									113	N Kansas	63 74	
									125	H Abilene Christian	64 83	
									139	A Green Bay	70 58	
									139	H Green Bay	59 68	
									186	A Northern Ky.	63 55	
									202	A Cleveland St.	75 73	
									202	H Cleveland St.	78 62	
									226	H CSU Bakersfield	65 60	
									233	A Youngstown St.	67 54	
									233	H Youngstown St.	91 41	
									239	A Milwaukee	58 60	
									239	H Milwaukee	67 77	
									245	N Loyola Maryland	66 51	
									249	A SMU	69 61	
									253	A Xavier	86 74	
									289	H Oakland	85 66	
									293	N St. Bonaventure	56 57	
									333	H Detroit Mercy	67 61	
									342	A UIC	58 43	
									342	H UIC	79 55	
LAST 10 Division I												
342	H UIC	79 55	139	H Green Bay	59 68							
53	H IUPUI	58 62	289	H Oakland	85 66							
202	A Cleveland St.	75 73	333	H Detroit Mercy	67 61							
233	A Youngstown St.	67 54	186	A Northern Ky.	63 55							
239	H Milwaukee	67 77	53	A IUPUI	60 80							

Non-Div I Games: Marian (IN) 64 60

Wright St.

■ Loss,
 ■ Non-Conf,
 ■ S Site,
 ■ H Home
 ■ A Away
 N Neutral

Wyoming

Through Games Of Feb. 17, 2020

Average RPI Win:	239	WON-LOST	WINNING	LAST 10	STRENGTH OF	OPP. STRENGTH	TEAM	ADJ.	CONF.	ADJ CONF.
Average RPI Loss:	158	RECORD	PCT. RANK	GAMES	SCHEDULE	OF SCHEDULE	RPI	RPI	RPI	RPI
DIV. I ONLY	11- 11	177	5-5	197	226	195	195	17	17	
DIV. I NON-CONF.	3- 5	224	0	202	247	260	260	22	22	
TOTALS	RPI 1-25	RPI 26-50	W-L RECORDS	RPI 51-100	RPI 101-150	RPI 150+				
11- 11	0- 1	0- 0	OVERALL	0- 3	1- 1	10- 6				
6- 5	0- 1	0- 0	HOME	0- 1	1- 0	5- 3				
5- 6	0- 0	0- 0	AWAY	0- 2	0- 1	5- 3				
0- 0	0- 0	0- 0	NEUTRAL	0- 0	0- 0	0- 0				
3- 5	0- 1	0- 0	NON-CONFERENCE	0- 2	0- 0	3- 2				
2- 3	0- 1	0- 0	HOME	0- 1	0- 0	2- 1				
1- 2	0- 0	0- 0	AWAY	0- 1	0- 0	1- 1				
0- 0	0- 0	0- 0	NEUTRAL	0- 0	0- 0	0- 0				
8- 6	0- 0	0- 0	CONFERENCE	0- 1	1- 1	7- 4				
4- 2	0- 0	0- 0	HOME	0- 0	1- 0	3- 2				
4- 4	0- 0	0- 0	AWAY	0- 1	0- 1	4- 2				
0- 0	0- 0	0- 0	NEUTRAL	0- 0	0- 0	0- 0				

RPI 1-25				RPI 26-50				RPI 51-100				RPI 101+ Team's RPI: 195			
RPI	S	Opponent	Score	RPI	S	Opponent	Score	RPI	S	Opponent	Score	RPI	S	Opponent	Score
13	H	Gonzaga	54 65					59	A	Fresno St.	59 89	115	A	Boise St.	48 67
								77	H	Colorado	56 66	115	H	Boise St.	73 68
								86	A	South Dakota St.	40 67	155	H	Saint Mary's (CA)	69 67
												165	H	San Jose St.	80 45
												198	A	UNLV	53 65
												199	A	New Mexico	73 66
												199	H	New Mexico	71 74
												223	H	Northern Colo.	44 46
												243	A	San Diego St.	60 67
												243	H	San Diego St.	81 67
												256	H	Nevada	83 59
												258	A	Denver	57 71
												265	A	Colorado St.	43 40
												265	H	Colorado St.	49 56
												285	A	Utah St.	65 54
												292	A	North Dakota St.	66 57
												303	A	Air Force	65 63
												351	H	Mississippi Val.	95 22
LAST 10 Division I															
265	A	Colorado St.	43 40	243	H	San Diego St.	81 67								
199	H	New Mexico	71 74	59	A	Fresno St.	59 89								
115	A	Boise St.	48 67	256	H	Nevada	83 59								
165	H	San Jose St.	80 45	198	A	UNLV	53 65								
285	A	Utah St.	65 54	243	A	San Diego St.	60 67								

Non-Div I Games: Colo. Christian 70 31

Wyoming

■ Loss,
 ■ Non-Conf, S Site,
 ■ Home
 ■ Away
 N Neutral

Average RPI Win:	179	WON-LOST	WINNING	LAST 10	STRENGTH OF	OPP. STRENGTH	TEAM	ADJ.	CONF.	ADJ CONF.
Average RPI Loss:	93	RECORD	PCT. RANK	GAMES	SCHEDULE	OF SCHEDULE	RPI	RPI	RPI	RPI
DIV. I ONLY	2- 23	346	0-10	27	81	253	253	6	6	
DIV. I NON-CONF.	1- 10	329	0	23	140	251	251	6	6	
TOTALS	RPI 1-25	RPI 26-50	W-L RECORDS	RPI 51-100	RPI 101-150	RPI 150+				
2- 23	0- 3	0- 3	OVERALL	0- 11	1- 3	1- 3				
1- 11	0- 1	0- 1	HOME	0- 6	1- 0	0- 3				
1- 10	0- 1	0- 2	AWAY	0- 5	0- 2	1- 0				
0- 2	0- 1	0- 0	NEUTRAL	0- 0	0- 1	0- 0				
1- 10	0- 1	0- 0	NON-CONFERENCE	0- 5	1- 2	0- 2				
1- 4	0- 0	0- 0	HOME	0- 2	1- 0	0- 2				
0- 4	0- 0	0- 0	AWAY	0- 3	0- 1	0- 0				
0- 2	0- 1	0- 0	NEUTRAL	0- 0	0- 1	0- 0				
1- 13	0- 2	0- 3	CONFERENCE	0- 6	0- 1	1- 1				
0- 7	0- 1	0- 1	HOME	0- 4	0- 0	0- 1				
1- 6	0- 1	0- 2	AWAY	0- 2	0- 1	1- 0				
0- 0	0- 0	0- 0	NEUTRAL	0- 0	0- 0	0- 0				

RPI 1-25				RPI 26-50				RPI 51-100				RPI 101+ Team's RPI: 253			
RPI	S	Opponent	Score	RPI	S	Opponent	Score	RPI	S	Opponent	Score	RPI	S	Opponent	Score
12	N	Northwestern	59 79	33	A	Marquette	48 61	58	A	Ball St.	49 70	111	H	Utah	70 63
20	A	DePaul	65 97	33	H	Marquette	60 80	66	H	St. John's (NY)	67 75	128	A	Robert Morris	57 71
20	H	DePaul	68 91	40	A	Creighton	55 62	66	H	Seton Hall	61 83	135	N	Florida	64 67
								75	A	Temple	65 78	141	A	Providence	48 60
								77	H	Colorado	53 62	163	H	Wright St.	74 86
								85	H	Cincinnati	78 85	247	A	Georgetown	85 64
								93	A	Butler	61 63	247	H	Georgetown	50 63
								93	H	Butler	70 78	264	H	Eastern Ky.	55 56
								97	A	Rider	57 64				
								100	A	Villanova	54 66				
								100	H	Villanova	54 55				
LAST 10 Division I															
20	A	DePaul	65 97	141	A	Providence	48 60								
33	A	Marquette	48 61	40	A	Creighton	55 62								
247	H	Georgetown	50 63	33	H	Marquette	60 80								
100	H	Villanova	54 55	20	H	DePaul	68 91								
93	A	Butler	61 63	100	A	Villanova	54 66								

Non-Div I Games:

Xavier

Average RPI Win:	198	WON-LOST	WINNING	LAST 10	STRENGTH OF	OPP. STRENGTH	TEAM	ADJ.	CONF.	ADJ CONF.
Average RPI Loss:	58	RECORD	PCT. RANK	GAMES	SCHEDULE	OF SCHEDULE	RPI	RPI	RPI	RPI
DIV. I ONLY	15- 6	53	7-3	90	133	54	54	7	7	
DIV. I NON-CONF.	10- 3	57	2-0	144	186	58	58	8	8	
TOTALS	RPI 1-25	RPI 26-50	W-L RECORDS	RPI 51-100	RPI 101-150	RPI 150+				
15- 6	0- 2	0- 0	OVERALL	1- 3	4- 1	10- 0				
6- 3	0- 1	0- 0	HOME	0- 2	1- 0	5- 0				
8- 3	0- 1	0- 0	AWAY	0- 1	3- 1	5- 0				
1- 0	0- 0	0- 0	NEUTRAL	1- 0	0- 0	0- 0				
10- 3	0- 1	0- 0	NON-CONFERENCE	1- 1	3- 1	6- 0				
5- 1	0- 0	0- 0	HOME	0- 1	1- 0	4- 0				
4- 2	0- 1	0- 0	AWAY	0- 0	2- 1	2- 0				
1- 0	0- 0	0- 0	NEUTRAL	1- 0	0- 0	0- 0				
5- 3	0- 1	0- 0	CONFERENCE	0- 2	1- 0	4- 0				
1- 2	0- 1	0- 0	HOME	0- 1	0- 0	1- 0				
4- 1	0- 0	0- 0	AWAY	0- 1	1- 0	3- 0				
0- 0	0- 0	0- 0	NEUTRAL	0- 0	0- 0	0- 0				

RPI 1-25				RPI 26-50				RPI 51-100 Team's RPI: 54				RPI 101+			
RPI	S	Opponent	Score	RPI	S	Opponent	Score	RPI	S	Opponent	Score	RPI	S	Opponent	Score
8	A	UCLA	65 100					59	N	Fresno St.	87 67	102	A	Colgate	67 70
16	H	Princeton	39 55					61	H	Penn	51 53	103	A	North Carolina	66 63
								66	H	St. John's (NY)	66 80	126	A	Northeastern	78 63
								96	A	Harvard	57 66	141	H	Providence	82 79
												145	A	Columbia	85 60
												166	A	Cornell	74 67
												172	A	Dartmouth	67 47
												184	H	Quinnipiac	63 59
												214	A	Brown	73 40
												214	H	Brown	79 72
												230	A	UMass Lowell	67 59
												288	H	Wagner	87 68
												291	A	LMU (CA)	81 65
												309	H	Sacred Heart	87 40
												322	H	Mercer	68 60
LAST 10 Division I															
61	H	Penn	51 53	145	A	Columbia	85 60								
16	H	Princeton	39 55	214	A	Brown	73 40								
172	A	Dartmouth	67 47	214	H	Brown	79 72								
96	A	Harvard	57 66	322	H	Mercer	68 60								
166	A	Cornell	74 67	288	H	Wagner	87 68								

Non-Div I Games:

Yale

■ Loss,
 ■ Non-Conf, S Site,
 ■ Home
 ■ Away
 N Neutral

Average RPI Win:	254	WON-LOST	WINNING	LAST 10	STRENGTH OF	OPP. STRENGTH	TEAM	ADJ.	CONF.	ADJ CONF.
Average RPI Loss:	163	RECORD	PCT. RANK	GAMES	SCHEDULE	OF SCHEDULE	RPI	RPI	RPI	RPI
DIV. I ONLY	10- 13	217	3-7	223	284	233	233	22	22	
DIV. I NON-CONF.	5- 4	140	0	221	235	155	155	20	20	
TOTALS	RPI 1-25	RPI 26-50	W-L RECORDS	RPI 51-100	RPI 101-150	RPI 150+				
10- 13	0- 1	0- 0	OVERALL	1- 1	0- 3	9- 8				
6- 5	0- 0	0- 0	HOME	1- 0	0- 2	5- 3				
4- 8	0- 1	0- 0	AWAY	0- 1	0- 1	4- 5				
0- 0	0- 0	0- 0	NEUTRAL	0- 0	0- 0	0- 0				
5- 4	0- 1	0- 0	NON-CONFERENCE	0- 0	0- 2	5- 1				
3- 1	0- 0	0- 0	HOME	0- 0	0- 1	3- 0				
2- 3	0- 1	0- 0	AWAY	0- 0	0- 1	2- 1				
0- 0	0- 0	0- 0	NEUTRAL	0- 0	0- 0	0- 0				
5- 9	0- 0	0- 0	CONFERENCE	1- 1	0- 1	4- 7				
3- 4	0- 0	0- 0	HOME	1- 0	0- 1	2- 3				
2- 5	0- 0	0- 0	AWAY	0- 1	0- 0	2- 4				
0- 0	0- 0	0- 0	NEUTRAL	0- 0	0- 0	0- 0				

RPI S	Opponent	Score	RPI S	Opponent	Score	RPI S	Opponent	Score	RPI S	Opponent	Score	Team's RPI: 233
18	A Indiana	56 93				53	A IUPUI	69 77	104	H Kent St.	73 82	
						53	H IUPUI	75 73	128	A Robert Morris	43 58	
									139	H Green Bay	63 70	
									163	A Wright St.	41 91	
									163	H Wright St.	54 67	
									175	H Eastern Mich.	79 77	
									186	A Northern Ky.	56 75	
									186	H Northern Ky.	55 59	
									191	A Akron	62 91	
									202	A Cleveland St.	52 60	
									202	H Cleveland St.	84 72	
									239	H Milwaukee	62 74	
									255	A Saint Francis (PA)	56 46	
									264	A Eastern Ky.	72 63	
									288	H Wagner	64 42	
									289	A Oakland	79 74	
									333	A Detroit Mercy	62 47	
									340	H Canisius	87 59	
									342	A UIC	53 59	
									342	H UIC	77 65	
LAST 10 Division I												
202	H Cleveland St.	84 72	239	H Milwaukee	62 74							
186	H Northern Ky.	55 59	139	H Green Bay	63 70							
163	H Wright St.	54 67	333	A Detroit Mercy	62 47							
53	A IUPUI	69 77	289	A Oakland	79 74							
342	A UIC	53 59	202	A Cleveland St.	52 60							

Non-Div I Games: Lake Erie 83 48 Muskingum 92 46

Youngstown St.