

Average RPI Win: 300		WON-LOST RECORD		WINNING PCT. RANK		LAST 10 GAMES		STRENGTH OF SCHEDULE		OPP. STRENGTH OF SCHEDULE		TEAM RPI		ADJ. RPI		CONF. RPI		ADJ. CONF. RPI	
Average RPI Loss: 172																			
DIV. I ONLY		11- 10		158		6- 4		308		342		236		236		26		26	
DIV. I NON-CONF.		3- 4		209		0- 0		254		349		250		250		25		25	
TOTALS		RPI 1-25		RPI 26-50		W-L RECORDS		RPI 51-100		RPI 101-999		RPI 201+							
11- 10		0- 0		0- 0		OVERALL		0- 1		11- 9		11- 4							
6- 3		0- 0		0- 0		HOME		0- 1		6- 2		6- 0							
3- 7		0- 0		0- 0		AWAY		0- 0		3- 1		3- 1							
2- 0		0- 0		0- 0		NEUTRAL		0- 0		2- 0		2- 0							
3- 4		0- 0		0- 0		NON-CONFERENCE		0- 1		3- 3		3- 2							
1- 1		0- 0		0- 0		HOME		0- 1		1- 0		1- 0							
0- 3		0- 0		0- 0		AWAY		0- 0		0- 3		0- 2							
2- 0		0- 0		0- 0		NEUTRAL		0- 0		2- 0		2- 0							
8- 6		0- 0		0- 0		CONFERENCE		0- 0		8- 6		8- 2							
5- 2		0- 0		0- 0		HOME		0- 0		5- 2		5- 0							
3- 4		0- 0		0- 0		AWAY		0- 0		3- 4		3- 2							
0- 0		0- 0		0- 0		NEUTRAL		0- 0		0- 0		0- 0							

RPI 1-25				RPI 26-50				RPI 51-100				RPI 101+ Team's RPI: 236			
RPI	S	Opponent	Score	RPI	S	Opponent	Score	RPI	S	Opponent	Score	RPI	S	Opponent	Score
								96	H	Rice	56 67	109	A	Lamar University	59 65
												109	H	Lamar University	31 70
												118	H	Central Ark.	50 58
												126	A	SFA	58 59
												169	A	UTEP	49 69
												224	A	New Orleans	49 66
												224	H	New Orleans	75 68
												225	A	Abilene Christian	59 61
												235	A	New Mexico St.	61 70
												242	H	Nicholls St.	76 55
												261	N	Prairie View	72 62
												292	H	Southeastern La.	56 52
												308	A	UTRGV	53 56
												308	H	UTRGV	71 41
												310	A	Incarnate Word	62 58
												323	A	Northwestern St.	62 56
												326	H	Houston Baptist	50 49
												335	A	Sam Houston St.	67 57
												335	H	Sam Houston St.	62 48
												340	N	Florida A&M	58 55
LAST 12 Division I GAMES:															
												</			

Non-Div I Games:	Tex. A&M Int'l	53	34	St. Thomas Houston	72	42	McMurry	62	43	Texas Lutheran	87	56	A&M-Corpus Christi
------------------	----------------	----	----	--------------------	----	----	---------	----	----	----------------	----	----	--------------------

Loss, Non-Conf, S Site, H Home A Away N Neutral

Average RPI Win: 277	WON-LOST RECORD	WINNING PCT. RANK	LAST 10 GAMES	STRENGTH OF SCHEDULE	OPP. STRENGTH OF SCHEDULE	TEAM RPI	ADJ. RPI	CONF. RPI	ADJ CONF. RPI
Average RPI Loss: 155									

DIV. I ONLY	11- 9	146	5- 5	316	278	225	225	26	26
DIV. I NON-CONF.	2- 4	239	0- 0	104	167	222	222	25	25

TOTALS	RPI 1-25	RPI 26-50	W-L RECORDS	RPI 51-100	RPI 101-999	RPI 201+			
11- 9	0- 0	0- 1	OVERALL	0- 0	11- 8	10- 3			
8- 1	0- 0	0- 1	HOME	0- 0	8- 0	7- 0			
2- 7	0- 0	0- 0	AWAY	0- 0	2- 7	2- 3			
1- 1	0- 0	0- 0	NEUTRAL	0- 0	1- 1	1- 0			
2- 4	0- 0	0- 1	NON-CONFERENCE	0- 0	2- 3	1- 1			
1- 1	0- 0	0- 1	HOME	0- 0	1- 0	0- 0			
0- 2	0- 0	0- 0	AWAY	0- 0	0- 2	0- 1			
1- 1	0- 0	0- 0	NEUTRAL	0- 0	1- 1	1- 0			
9- 5	0- 0	0- 0	CONFERENCE	0- 0	9- 5	9- 2			
7- 0	0- 0	0- 0	HOME	0- 0	7- 0	7- 0			
2- 5	0- 0	0- 0	AWAY	0- 0	2- 5	2- 2			
0- 0	0- 0	0- 0	NEUTRAL	0- 0	0- 0	0- 0			

RPI 1-25	RPI 26-50	RPI 51-100	RPI 101+	Team's RPI: 225
RPI S Opponent Score	RPI S Opponent Score	RPI S Opponent Score	RPI S Opponent Score	
	50 H FGCU 55 94		108 A Arkansas 65 79	
			109 A Lamar University 71 77	
			118 A Central Ark. 45 63	
			126 A SFA 55 66	
			131 H Idaho 82 72	
			148 N Radford 65 71	
			205 A SMU 44 65	
			224 H New Orleans 80 70	
			236 H A&M-Corpus Christi 61 59	
			242 A Nicholls St. 60 81	
			266 A McNeese 80 75	
			274 N Old Dominion 74 60	
			292 A Southeastern La. 76 78	
			292 H Southeastern La. 86 80	
			310 H Incarnate Word 58 56	
			323 H Northwestern St. 80 41	
			326 H Houston Baptist 80 68	
			335 A Sam Houston St. 75 72	
			335 H Sam Houston St. 83 65	
LAST 12 Division I GAMES:				
292 A Southeastern La.	76 78	118 A Central Ark.	45 63	
310 H Incarnate Word	58 56	126 A SFA	55 66	
242 A Nicholls St.	60 81	323 H Northwestern St.	80 41	
335 A Sam Houston St.	75 72	326 H Houston Baptist	80 68	
109 A Lamar University	71 77	292 H Southeastern La.	86 80	
236 H A&M-Corpus Christi	61 59	266 A McNeese	80 75	

Non-Div I Games: Schreiner 97 48 Southwest (NM) 91 47 Howard Payne 88 46 Midwestern St. 88 67 Abilene Christian

Average RPI Win:	270	WON-LOST	WINNING	LAST 10	STRENGTH OF	OPP. STRENGTH	TEAM	ADJ.	CONF.	ADJ CONF.
Average RPI Loss:	152	RECORD	PCT. RANK	GAMES	SCHEDULE	OF SCHEDULE	RPI	RPI	RPI	RPI
DIV. I ONLY	2- 22	340	2- 8	94	197	307	307	16	16	
DIV. I NON-CONF.	0- 10	337	0- 0	99	283	318	318	13	13	

TOTALS	RPI 1-25	RPI 26-50	W-L RECORDS	RPI 51-100	RPI 101-999	RPI 201+				
2- 22	0- 1	0- 0	OVERALL	0- 5	2- 16	2- 4				
2- 11	0- 1	0- 0	HOME	0- 2	2- 8	2- 1				
0- 11	0- 0	0- 0	AWAY	0- 3	0- 8	0- 3				
0- 0	0- 0	0- 0	NEUTRAL	0- 0	0- 0	0- 0				
0- 10	0- 1	0- 0	NON-CONFERENCE	0- 1	0- 8	0- 2				
0- 5	0- 1	0- 0	HOME	0- 0	0- 4	0- 0				
0- 5	0- 0	0- 0	AWAY	0- 1	0- 4	0- 2				
0- 0	0- 0	0- 0	NEUTRAL	0- 0	0- 0	0- 0				
2- 12	0- 0	0- 0	CONFERENCE	0- 4	2- 8	2- 2				
2- 6	0- 0	0- 0	HOME	0- 2	2- 4	2- 1				
0- 6	0- 0	0- 0	AWAY	0- 2	0- 4	0- 1				
0- 0	0- 0	0- 0	NEUTRAL	0- 0	0- 0	0- 0				

RPI 1-25				RPI 26-50				RPI 51-100				RPI 101+ Team's RPI: 307			
RPI	S	Opponent	Score	RPI	S	Opponent	Score	RPI	S	Opponent	Score	RPI	S	Opponent	Score
4	H	Louisville	50 62					77	A	Navy	64 71	121	A	Colorado St.	50 61
								89	A	New Mexico	49 57	121	H	Colorado St.	39 40
								89	H	New Mexico	59 88	129	A	Fresno St.	48 64
								94	A	UNLV	57 69	129	H	Fresno St.	58 64
								94	H	UNLV	59 67	146	H	Colorado	43 68
												153	A	SIUE	40 76
												163	H	Army West Point	59 65
												164	A	Boise St.	46 49
												164	H	Boise St.	47 58
												170	A	Weber St.	52 62
												172	H	Denver	54 75
												173	H	Eastern Wash.	63 65
												208	A	Nevada	60 70
												244	H	San Diego St.	61 51
												250	H	San Jose St.	74 75
												296	H	Utah St.	57 50
												302	A	FIU	69 70
												327	A	Utah Valley	56 59

LAST 12 Division I GAMES:															
164	H	Boise St.	47 58	164	A	Boise St.	46 49								
94	H	UNLV	59 67	296	H	Utah St.	57 50								
89	A	New Mexico	49 57	121	H	Colorado St.	39 40								
121	A	Colorado St.	50 61	250	H	San Jose St.	74 75								
244	H	San Diego St.	61 51	94	A	UNLV	57 69								
129	A	Fresno St.	48 64	208	A	Nevada	60 70								

Non-Div I Games: Colo. Christian 66 68

Air Force

Loss,
Non-Conf,
S Site,
H Home
A Away
N Neutral

Average RPI Win: 233

Average RPI Loss: 74

WON-LOST
RECORDWINNING
PCT. RANKLAST 10
GAMESSTRENGTH OF
SCHEDULEOPP. STRENGTH
OF SCHEDULETEAM
RPIADJ.
RPICONF.
RPIADJ CONF.
RPIDIV. I ONLY
DIV. I NON-CONF.7- 17
5- 5280
1702- 8
0- 047
10297
224210
177210
1778
88
8

TOTALS

RPI 1-25

RPI 26-50

W-L RECORDS

RPI 51-100

RPI 101-999

RPI 201+

7- 17

0- 3

0- 4

OVERALL

0- 5

7- 5

4- 1

5- 8

0- 2

0- 3

HOME

0- 0

5- 3

3- 1

1- 8

0- 1

0- 1

AWAY

0- 4

1- 2

1- 0

1- 1

0- 0

0- 0

NEUTRAL

0- 1

1- 0

0- 0

5- 5

0- 1

0- 1

NON-CONFERENCE

0- 2

5- 1

3- 0

4- 2

0- 1

0- 1

HOME

0- 0

4- 0

3- 0

0- 2

0- 0

0- 0

AWAY

0- 1

0- 1

0- 0

1- 1

0- 0

0- 0

NEUTRAL

0- 1

1- 0

0- 0

2- 12

0- 2

0- 3

CONFERENCE

0- 3

2- 4

1- 1

1- 6

0- 1

0- 2

HOME

0- 0

1- 3

0- 1

1- 6

0- 1

0- 1

AWAY

0- 3

1- 1

1- 0

0- 0

0- 0

0- 0

NEUTRAL

0- 0

0- 0

0- 0

RPI 1-25

RPI 26-50

RPI 51-100

RPI 101+

Team's RPI: 210

RPI	S	Opponent	Score
15	A	Buffalo	71 85
15	H	Buffalo	66 89
20	H	Maryland	54 75

RPI	S	Opponent	Score
28	H	Central Mich.	86 95
37	A	Ball St.	65 97
37	H	Ball St.	61 74
50	H	FGCU	63 82

RPI	S	Opponent	Score
60	A	Toledo	54 60
64	A	Duquesne	60 66
71	N	Harvard	63 76
86	A	Ohio	67 70
87	A	Miami (OH)	67 75

RPI	S	Opponent	Score
113	A	Western Mich.	60 76
113	H	Western Mich.	51 59
123	A	Bucknell	52 63
133	H	Northern Ill.	61 84
153	N	SIUE	59 58
157	H	Kent St.	75 60
179	H	Youngstown St.	75 58
204	A	Eastern Mich.	77 65
212	H	Bowling Green	64 66
292	H	Southeastern La.	66 54
303	H	Eastern Ky.	62 45
341	H	Winthrop	69 43

LAST 12 Division I GAMES:

15	A	Buffalo	71 85	113	H	Western Mich.	51 59
204	A	Eastern Mich.	77 65	28	H	Central Mich.	86 95
133	H	Northern Ill.	61 84	87	A	Miami (OH)	67 75
113	A	Western Mich.	60 76	212	H	Bowling Green	64 66
37	A	Ball St.	65 97	37	H	Ball St.	61 74
157	H	Kent St.	75 60	86	A	Ohio	67 70

Non-Div I Games: Ohio Christian 93 33

Akron

Loss,
 Non-Conf, S Site,
 H Home
A Away
 N Neutral

Average RPI Win:	319	WON-LOST	WINNING	LAST 10	STRENGTH OF	OPP. STRENGTH	TEAM	ADJ.	CONF.	ADJ CONF.
Average RPI Loss:	228	RECORD	PCT. RANK	GAMES	SCHEDULE	OF SCHEDULE	RPI	RPI	RPI	RPI
DIV. I ONLY	10- 14	223	4- 6	348	344	314	314	32	32	
DIV. I NON-CONF.	5- 6	187	0- 0	304	333	238	238	32	32	

TOTALS	RPI 1-25	RPI 26-50	W-L RECORDS	RPI 51-100	RPI 101-999	RPI 201+				
10- 14	0- 0	0- 0	OVERALL	0- 2	10- 12	10- 10				
5- 4	0- 0	0- 0	HOME	0- 0	5- 4	5- 4				
5- 9	0- 0	0- 0	AWAY	0- 0	5- 6	5- 5				
0- 1	0- 0	0- 0	NEUTRAL	0- 0	0- 1	0- 0				
5- 6	0- 0	0- 0	NON-CONFERENCE	0- 2	5- 4	5- 2				
2- 1	0- 0	0- 0	HOME	0- 0	2- 1	2- 1				
3- 4	0- 0	0- 0	AWAY	0- 2	3- 2	3- 1				
0- 1	0- 0	0- 0	NEUTRAL	0- 0	0- 1	0- 0				
5- 8	0- 0	0- 0	CONFERENCE	0- 0	5- 8	5- 8				
3- 3	0- 0	0- 0	HOME	0- 0	3- 3	3- 3				
2- 5	0- 0	0- 0	AWAY	0- 0	2- 5	2- 5				
0- 0	0- 0	0- 0	NEUTRAL	0- 0	0- 0	0- 0				

RPI 1-25				RPI 26-50				RPI 51-100				RPI 101+				Team's RPI: 314
RPI	S	Opponent	Score	RPI	S	Opponent	Score	RPI	S	Opponent	Score	RPI	S	Opponent	Score	
								80	A	UAB	58 85	159	N	Hartford	47 56	
								84	A	Al abama	32 90	180	A	Jacksonville St.	33 49	
												207	A	Southern U.	62 77	
												230	A	Grambling	49 78	
												232	H	Texas Southern	49 55	
												243	H	Austin Peay	52 55	
												258	A	Lipscomb	50 66	
												261	H	Prairie View	48 55	
												292	A	Southeastern La.	76 74	
												295	A	Al abama St.	78 69	
												295	H	Al abama St.	44 55	
												297	H	Murray St.	71 54	
												302	A	FIU	58 51	
												304	A	Al corn	52 57	
												304	H	Al corn	74 63	
												311	A	Jackson St.	43 59	
												328	A	Tennessee St.	77 75	
												338	A	Mississippi Val.	57 49	
												338	H	Mississippi Val.	65 48	
												343	A	Ark.-Pine Bluff	48 57	
												343	H	Ark.-Pine Bluff	52 49	
												349	H	Evansville	70 56	
LAST 12 Division I GAMES:																
304	H	Al corn	74 63	207	A	Southern U.	62 77									
295	H	Al abama St.	44 55	304	A	Al corn	52 57									
338	A	Mississippi Val.	57 49	295	A	Al abama St.	78 69									
343	A	Ark.-Pine Bluff	48 57	338	H	Mississippi Val.	65 48									
261	H	Prairie View	48 55	343	H	Ark.-Pine Bluff	52 49									
232	H	Texas Southern	49 55	311	A	Jackson St.	43 59									

Non-Div I Games:

Al abama A&M

Average RPI Win:	306	WON-LOST	WINNING	LAST 10	STRENGTH OF	OPP. STRENGTH	TEAM	ADJ.	CONF.	ADJ CONF.
Average RPI Loss:	180	RECORD	PCT. RANK	GAMES	SCHEDULE	OF SCHEDULE	RPI	RPI	RPI	RPI
DIV. I ONLY	7- 16	275	5- 5	262	338	295	295	32	32	
DIV. I NON-CONF.	1- 9	318	0- 0	32	160	256	256	32	32	

TOTALS	RPI 1-25	RPI 26-50	W-L RECORDS	RPI 51-100	RPI 101-999	RPI 201+				
7- 16	0- 2	0- 1	OVERALL	0- 1	7- 12	7- 8				
5- 4	0- 0	0- 0	HOME	0- 0	5- 4	5- 2				
2- 11	0- 2	0- 1	AWAY	0- 1	2- 7	2- 6				
0- 1	0- 0	0- 0	NEUTRAL	0- 0	0- 1	0- 0				
1- 9	0- 2	0- 1	NON-CONFERENCE	0- 1	1- 5	1- 1				
1- 2	0- 0	0- 0	HOME	0- 0	1- 2	1- 0				
0- 6	0- 2	0- 1	AWAY	0- 1	0- 2	0- 1				
0- 1	0- 0	0- 0	NEUTRAL	0- 0	0- 1	0- 0				
6- 7	0- 0	0- 0	CONFERENCE	0- 0	6- 7	6- 7				
4- 2	0- 0	0- 0	HOME	0- 0	4- 2	4- 2				
2- 5	0- 0	0- 0	AWAY	0- 0	2- 5	2- 5				
0- 0	0- 0	0- 0	NEUTRAL	0- 0	0- 0	0- 0				

RPI 1-25				RPI 26-50				RPI 51-100				RPI 101+ Team's RPI: 295			
RPI	S	Opponent	Score	RPI	S	Opponent	Score	RPI	S	Opponent	Score	RPI	S	Opponent	Score
9	A	Tennessee	51 104	49	A	Miami (FL)	31 79	80	A	UAB	44 61	126	N	SFA	50 77
14	A	South Carolina	31 99									144	H	South Ala.	47 59
												145	A	Samford	39 58
												166	H	Troy	63 93
												203	A	Southern Miss.	35 72
												207	A	Southern U.	58 66
												207	H	Southern U.	58 56
												230	A	Grambling	71 93
												232	H	Texas Southern	39 71
												261	H	Prairie View	70 68
												304	A	Alcorn	41 73
												311	A	Jackson St.	61 70
												314	A	Alabama A&M	55 44
												314	H	Alabama A&M	69 78
												338	A	Mississippi Val.	70 62
												338	H	Mississippi Val.	76 41
												342	H	Savannah St.	81 61
												343	A	Ark.-Pine Bluff	53 55
												343	H	Ark.-Pine Bluff	63 54
LAST 12 Division I GAMES:															
207	H	Southern U.	58 56	304	A	Alcorn	41 73								
314	A	Alabama A&M	55 44	207	A	Southern U.	58 66								
343	A	Ark.-Pine Bluff	53 55	314	H	Alabama A&M	69 78								
338	A	Mississippi Val.	70 62	343	H	Ark.-Pine Bluff	63 54								
232	H	Texas Southern	39 71	338	H	Mississippi Val.	76 41								
261	H	Prairie View	70 68	230	A	Grambling	71 93								

Non-Div I Games:

Mobile

61 50

Alabama St.

■ Loss,
 ■ Non-Conf,
 ■ S Site,
 ■ Home
 ■ Away
 N Neutral

Average RPI Win:	221	WON-LOST	WINNING	LAST 10	STRENGTH OF	OPP. STRENGTH	TEAM	ADJ.	CONF.	ADJ CONF.
Average RPI Loss:	141	RECORD	PCT. RANK	GAMES	SCHEDULE	OF SCHEDULE	RPI	RPI	RPI	RPI
DIV. I ONLY	22- 5	24	8- 2	252	214	81	81	20	20	
DIV. I NON-CONF.	11- 2	22	0- 0	196	176	56	56	24	24	

TOTALS	RPI 1-25	RPI 26-50	W-L RECORDS	RPI 51-100	RPI 101-999	RPI 201+				
22- 5	0- 1	0- 0	OVERALL	3- 1	19- 3	11- 1				
12- 1	0- 0	0- 0	HOME	3- 1	9- 0	5- 0				
8- 4	0- 1	0- 0	AWAY	0- 0	8- 3	6- 1				
2- 0	0- 0	0- 0	NEUTRAL	0- 0	2- 0	0- 0				
11- 2	0- 1	0- 0	NON-CONFERENCE	2- 1	9- 0	6- 0				
4- 1	0- 0	0- 0	HOME	2- 1	2- 0	2- 0				
5- 1	0- 1	0- 0	AWAY	0- 0	5- 0	4- 0				
2- 0	0- 0	0- 0	NEUTRAL	0- 0	2- 0	0- 0				
11- 3	0- 0	0- 0	CONFERENCE	1- 0	10- 3	5- 1				
8- 0	0- 0	0- 0	HOME	1- 0	7- 0	3- 0				
3- 3	0- 0	0- 0	AWAY	0- 0	3- 3	2- 1				
0- 0	0- 0	0- 0	NEUTRAL	0- 0	0- 0	0- 0				

RPI 1-25				RPI 26-50				RPI 51-100 Team's RPI: 81				RPI 101+			
RPI	S	Opponent	Score	RPI	S	Opponent	Score	RPI	S	Opponent	Score	RPI	S	Opponent	Score
20	A	Maryland	58 91					52	H	St. John's (NY)	66 71	133	N	Northern Ill.	97 91
								75	H	Fordham	59 52	147	N	Southern Ill.	68 57
								81	H	Maine	68 54	151	H	Binghamton	63 46
								91	H	Dartmouth	76 61	159	A	Hartford	55 70
												159	H	Hartford	66 53
												182	A	New Hampshire	68 74
												182	H	New Hampshire	66 53
												184	A	Stony Brook	72 68
												184	H	Stony Brook	64 58
												194	A	Siena	78 63
												245	A	Holy Cross	65 56
												252	A	Manhattan	62 56
												259	H	St. Bonaventure	69 52
												287	A	Central Conn. St.	72 60
												291	A	Vermont	57 62
												291	H	Vermont	67 55
												299	A	Monmouth	68 44
												320	A	UMBC	78 75
												320	H	UMBC	79 45
												330	H	Wagner	89 44
												344	A	UMass Lowell	61 52
												344	H	UMass Lowell	93 60
LAST 12 Division I GAMES:															
320	H	UMBC	79 45	291	H	Vermont	67 55								
159	H	Hartford	66 53	320	A	UMBC	78 75								
291	A	Vermont	57 62	344	A	UMass Lowell	61 52								
344	H	UMass Lowell	93 60	151	H	Binghamton	63 46								
182	A	New Hampshire	68 74	81	H	Maine	68 54								
184	H	Stony Brook	64 58	184	A	Stony Brook	72 68								

Non-Div I Games:

Albany (NY)

Loss,
Non-Conf, S Site, H Home
A Away
N Neutral

Average RPI Win: 312
Average RPI Loss: 219

WON-LOST
RECORD

WINNING
PCT. RANK

LAST 10
GAMES

STRENGTH OF
SCHEDULE

OPP. STRENGTH
OF SCHEDULE

TEAM
RPI

ADJ.
RPI

CONF.
RPI

ADJ CONF.
RPI

DIV. I ONLY	7- 15	268	5- 5	332	349	304	304	32	32
DIV. I NON-CONF.	1- 7	310	0- 0	131	324	269	269	32	32
TOTALS	RPI 1-25	RPI 26-50	W-L RECORDS	RPI 51-100	RPI 101-999	RPI 201+			
7- 15	0- 0	0- 0	OVERALL	0- 0	7- 15	7- 9			
3- 3	0- 0	0- 0	HOME	0- 0	3- 3	3- 3			
4- 10	0- 0	0- 0	AWAY	0- 0	4- 4	4- 2			
0- 2	0- 0	0- 0	NEUTRAL	0- 0	0- 2	0- 0			
1- 7	0- 0	0- 0	NON-CONFERENCE	0- 0	1- 7	1- 1			
0- 0	0- 0	0- 0	HOME	0- 0	0- 0	0- 0			
1- 5	0- 0	0- 0	AWAY	0- 0	1- 5	1- 1			
0- 2	0- 0	0- 0	NEUTRAL	0- 0	0- 2	0- 0			
6- 8	0- 0	0- 0	CONFERENCE	0- 0	6- 8	6- 8			
3- 3	0- 0	0- 0	HOME	0- 0	3- 3	3- 3			
3- 5	0- 0	0- 0	AWAY	0- 0	3- 5	3- 5			
0- 0	0- 0	0- 0	NEUTRAL	0- 0	0- 0	0- 0			

RPI 1-25				RPI 26-50				RPI 51-100				RPI 101+ Team's RPI: 304			
RPI	S	Opponent	Score	RPI	S	Opponent	Score	RPI	S	Opponent	Score	RPI	S	Opponent	Score
												118	A	Central Ark.	52 75
												126	N	SFA	79 83
												137	A	Wi chi ta St.	46 87
												167	A	Loui si ana Tech	50 87
												175	A	Loui si ana	47 67
												186	N	Oral Roberts	52 76
												203	A	Southern Miss.	67 72
												207	A	Southern U.	56 64
												230	A	Grambl ing	51 68
												230	H	Grambl ing	68 75
												232	A	Texas Southern	57 91
												261	A	Prai ri e Vi ew	73 72
												292	A	Southeastern La.	84 77
												295	H	Al abama St.	73 41
												311	A	Jackson St.	69 94
												311	H	Jackson St.	51 74
												314	A	Al abama A&M	63 74
												314	H	Al abama A&M	57 52
												338	A	Mi ssi ssi ppi Val .	76 70
												338	H	Mi ssi ssi ppi Val .	61 62
												343	A	Ark. -Pi ne Bl uff	80 77
												343	H	Ark. -Pi ne Bl uff	76 58
LAST 12 Di vi si on I GAMES:															
				314	A	Al abama A&M	63 74	295	H	Al abama St.	73 41				
				343	H	Ark. -Pi ne Bl uff	76 58	314	H	Al abama A&M	57 52				
				338	H	Mi ssi ssi ppi Val .	61 62	343	A	Ark. -Pi ne Bl uff	80 77				
				230	A	Grambl ing	51 68	338	A	Mi ssi ssi ppi Val .	76 70				
				311	A	Jackson St.	69 94	230	H	Grambl ing	68 75				
				207	A	Southern U.	56 64	311	H	Jackson St.	51 74				

Non-Di v I Games:

Tougal oo

76 64

Blue Mountain (MS) 76 35

LeMoyne-Owen

81 54

Alcorn

Loss, Non-Conf, S Site, H Home A Away N Neutral

American

American

Through Games Of Feb. 17, 2018

American

Non-Div I Games:

American

Non-Div I Games:

American

Non-Div I Games:

American

Non-Div I Games:

American

Non-Div I Games:

American

Non-Div I Games:

American

Non-Div I Games:

American

Non-Div I Games:

American

Non-Div I Games:

American

Non-Div I Games:

American

Non-Div I Games:

American

Non-Div I Games:

American

Non-Div I Games:

American

Non-Div I Games:

American

Non-Div I Games:

American

Non-Div I Games:

American

Non-Div I Games:

American

Non-Div I Games:

American

Non-Div I Games:

American

Non-Div I Games:

American

Non-Div I Games:

American

Non-Div I Games:

American

Non-Div I Games:

American

Non-Div I Games:

American

Non-Div I Games:

American

Non-Div I Games:

American

Non-Div I Games:

American

Non-Div I Games:

American

Non-Div I Games:

American

Non-Div I Games:

American

Non-Div I Games:

American

Non-Div I Games:

American

Non-Div I Games:

American

Non-Div I Games:

American

Non-Div I Games:

American

Non-Div I Games:

American

Non-Div I Games:

American

Non-Div I Games:

American

Non-Div I Games:

American

Non-Div I Games:

American

Non-Div I Games:

American

Non-Div I Games:

American

Non-Div I Games:

American

Non-Div I Games:

American

Non-Div I Games:

American

Non-Div I Games:

American

Non-Div I Games:

American

Non-Div I Games:

American

Non-Div I Games:

American

Non-Div I Games:

American

Non-Div I Games:

American

Non-Div I Games:

American

Non-Div I Games:

American

Non-Div I Games:

American

Non-Div I Games:

American

Non-Div I Games:

American

Non-Div I Games:

American

Non-Div I Games:

American

Non-Div I Games:

American

Non-Div I Games:

American

Non-Div I Games:

American

Non-Div I Games:

American

Non-Div I Games:

American

Non-Div I Games:

American

Non-Div I Games:

American

Non-Div I Games:

American

Non-Div I Games:

American

Non-Div I Games:

American

Non-Div I Games:

American

Non-Div I Games:

American

Non-Div I Games:

American

Non-Div I Games:

American

Non-Div I Games:

American

Non-Div I Games:

American

Non-Div I Games:

American

Non-Div I Games:

American

Non-Div I Games:

American

Non-Div I Games:

American

Non-Div I Games:

American

Non-Div I Games:

American

Non-Div I Games:

American

Non-Div I Games:

American

Non-Div I Games:

American

Non-Div I Games:

American

Non-Div I Games:

American

Non-Div I Games:

American

Non-Div I Games:

American

Non-Div I Games:

American

Non-Div I Games:

American

Non-Div I Games:

American

Non-Div I Games:

American

Non-Div I Games:

American

Non-Div I Games:

American

Non-Div I Games:

American

Non-Div I Games:

American

Non-Div I Games:

American

Non-Div I Games:

American

Non-Div I Games:

American

Non-Div I Games:

American

Non-Div I Games:

American

Non-Div I Games:

American

Non-Div I Games:

American

Non-Div I Games:

American

Non-Div I Games:

American

Non-Div I Games:

American

Non-Div I Games:

American

Non-Div I Games:

American

Non-Div I Games:

American

Non-Div I Games:

American

Non-Div I Games:

American

Non-Div I Games:

American

Non-Div I Games:

American

Non-Div I Games:

American

Non-Div I Games:

American

Non-Div I Games:

American

Non-Div I Games:

American

Non-Div I Games:

American

Non-Div I Games:

American

Non-Div I Games:

American

Non-Div I Games:

American

Non-Div I Games:

American

Non-Div I Games:

American

Non-Div I Games:

American

Non-Div I Games:

American

Non-Div I Games:

American

Non-Div I Games:

American

Non-Div I Games:

American

Non-Div I Games:

American

Non-Div I Games:

American

Non-Div I Games:

American

Non-Div I Games:

American

Non-Div I Games:

American

Non-Div I Games:

American

Non-Div I Games:

American

Non-Div I Games:

American

Non-Div I Games:

American

Non-Div I Games:

American

Non-Div I Games:

American

Non-Div I Games:

American

Non-Div I Games:

American

Non-Div I Games:

American

Non-Div I Games:

American

Non-Div I Games:

American

Non-Div I Games:

American

Non-Div I Games:

American

Non-Div I Games:

American

Non-Div I Games:

American

Non-Div I Games:

American

Non-Div I Games:

American

Non-Div I Games:

American

Non-Div I Games:

American

Non-Div I Games:

American

Non-Div I Games:

American

Non-Div I Games:

American

Non-Div I Games:

American

Non-Div I Games:

American

Non-Div I Games:

American

Non-Div I Games:

American

Non-Div I Games:

American

Non-Div I Games:

American

Non-Div I Games:

American

Non-Div I Games:

American

Non-Div I Games:

American

Non-Div I Games:

American

Non-Div I Games:

American

Non-Div I Games:

American

Non-Div I Games:

American

Non-Div I Games:

American

Non-Div I Games:

American

Non-Div I Games:

American

Non-Div I Games:

American

Non-Div I Games:

American

Non-Div I Games:

American

Non-Div I Games:

American

Non-Div I Games:

American

Non-Div I Games:

American

Non-Div I Games:

American

Non-Div I Games:

American

Non-Div I Games:

American

Non-Div I Games:

American

Non-Div I Games:

American

Non-Div I Games:

American

Non-Div I Games:

American

Non-Div I Games:

American

Non-Div I Games:

American

Non-Div I Games:

American

Non-Div I Games:

American

Non-Div I Games:

American

Non-Div I Games:

American

Non-Div I Games:

American

Non-Div I Games:

American

Non-Div I Games:

American

Non-Div I Games:

American

Non-Div I Games:

American

Non-Div I Games:

American

Non-Div I Games:

American

Non-Div I Games:

American

Non-Div I Games:

American

Non-Div I Games:

American

Non-Div I Games:

American

Non-Div I Games:

American

Non-Div I Games:

American

Non-Div I Games:

American

Non-Div I Games:

American

Non-Div I Games:

American

Non-Div I Games:

American

Non-Div I Games:

American

Non-Div I Games:

American

Non-Div I Games:

American

Non-Div I Games:

American

Non-Div I Games:

American

Non-Div I Games:

American

Non-Div I Games:

American

Non-Div I Games:

American

Non-Div I Games:

American

Non-Div I Games:

Non-Div I Games:

American

Average RPI Win:	270	WON-LOST	WINNING	LAST 10	STRENGTH OF	OPP. STRENGTH	TEAM	ADJ.	CONF.	ADJ CONF.
Average RPI Loss:	149	RECORD	PCT. RANK	GAMES	SCHEDULE	OF SCHEDULE	RPI	RPI	RPI	RPI
DIV. I ONLY	7- 19	288	3- 7	170	236	270	270	22	22	
DIV. I NON-CONF.	2- 9	295	0- 0	163	188	260	260	23	23	

TOTALS	RPI 1-25	RPI 26-50	W-L RECORDS	RPI 51-100	RPI 101-999	RPI 201+				
7- 19	0- 0	0- 0	OVERALL	0- 3	7- 16	5- 3				
4- 8	0- 0	0- 0	HOME	0- 2	4- 6	2- 0				
3- 11	0- 0	0- 0	AWAY	0- 0	3- 6	3- 2				
0- 0	0- 0	0- 0	NEUTRAL	0- 0	0- 0	0- 0				
2- 9	0- 0	0- 0	NON-CONFERENCE	0- 3	2- 6	2- 2				
0- 4	0- 0	0- 0	HOME	0- 2	0- 2	0- 0				
2- 5	0- 0	0- 0	AWAY	0- 1	2- 4	2- 2				
0- 0	0- 0	0- 0	NEUTRAL	0- 0	0- 0	0- 0				
5- 10	0- 0	0- 0	CONFERENCE	0- 0	5- 10	3- 1				
4- 4	0- 0	0- 0	HOME	0- 0	4- 4	2- 0				
1- 6	0- 0	0- 0	AWAY	0- 0	1- 6	1- 1				
0- 0	0- 0	0- 0	NEUTRAL	0- 0	0- 0	0- 0				

RPI 1-25				RPI 26-50				RPI 51-100				RPI 101+				Team's RPI: 270
RPI	S	Opponent	Score	RPI	S	Opponent	Score	RPI	S	Opponent	Score	RPI	S	Opponent	Score	
								62	H	Georgia Tech	41 75	105	A	North Carolina	43 56	
								80	H	UAB	59 70	106	H	Little Rock	40 52	
								98	A	Wake Forest	49 78	124	H	ETSU	57 70	
												134	A	Texas St.	50 92	
												134	H	Texas St.	54 69	
												144	A	South Ala.	52 54	
												144	H	South Ala.	57 56	
												148	A	Radford	40 61	
												162	A	UT Arlington	48 49	
												162	H	UT Arlington	60 64	
												166	A	Troy	74 81	
												166	H	Troy	64 93	
												175	A	Louisiana	45 61	
												177	H	Davidson	57 59	
												197	H	Arkansas St.	68 66	
												211	A	N. C. A&T	56 81	
												223	A	UNC Asheville	60 69	
												253	A	Col. of Charleston	76 70	
												255	A	Coastal Caro.	68 73	
												315	H	Georgia St.	77 62	
												318	A	Marshall	56 54	
												329	H	Ga. Southern	87 56	
												336	A	La. -Monroe	71 67	
LAST 12 Division I GAMES:																
				166	H	Troy	64 93					106	H	Little Rock	40 52	
				144	H	South Ala.	57 56					144	A	South Ala.	52 54	
				255	A	Coastal Caro.	68 73					166	A	Troy	74 81	
				134	A	Texas St.	50 92					329	H	Ga. Southern	87 56	
				162	A	UT Arlington	48 49					315	H	Georgia St.	77 62	
				197	H	Arkansas St.	68 66					336	A	La. -Monroe	71 67	

Non-Div I Games:

Appalachian St.

■ Loss,
 ■ Non-Conf,
 ■ S Site,
 ■ Home
 ■ A Away
 N Neutral

Average RPI Win:	253	WON-LOST	WINNING	LAST 10	STRENGTH OF	OPP. STRENGTH	TEAM	ADJ.	CONF.	ADJ CONF.
Average RPI Loss:	111	RECORD	PCT. RANK	GAMES	SCHEDULE	OF SCHEDULE	RPI	RPI	RPI	RPI
DIV. I ONLY	6- 20	306	2- 8	185	64	279	279	5	5	
DIV. I NON-CONF.	4- 7	226	0- 0	345	255	339	339	3	3	

TOTALS	RPI 1-25	RPI 26-50	W-L RECORDS	RPI 51-100	RPI 101-999	RPI 201+				
6- 20	0- 4	0- 5	OVERALL	0- 4	6- 7	4- 5				
5- 7	0- 1	0- 1	HOME	0- 2	5- 3	3- 3				
1- 12	0- 3	0- 4	AWAY	0- 1	1- 4	1- 2				
0- 1	0- 0	0- 0	NEUTRAL	0- 1	0- 0	0- 0				
4- 7	0- 0	0- 0	NON-CONFERENCE	0- 1	4- 6	4- 5				
3- 3	0- 0	0- 0	HOME	0- 0	3- 3	3- 3				
1- 3	0- 0	0- 0	AWAY	0- 0	1- 3	1- 2				
0- 1	0- 0	0- 0	NEUTRAL	0- 1	0- 0	0- 0				
2- 13	0- 4	0- 5	CONFERENCE	0- 3	2- 1	0- 0				
2- 4	0- 1	0- 1	HOME	0- 2	2- 0	0- 0				
0- 9	0- 3	0- 4	AWAY	0- 1	0- 1	0- 0				
0- 0	0- 0	0- 0	NEUTRAL	0- 0	0- 0	0- 0				

RPI 1-25				RPI 26-50				RPI 51-100				RPI 101+ Team's RPI: 279			
RPI	S	Opponent	Score	RPI	S	Opponent	Score	RPI	S	Opponent	Score	RPI	S	Opponent	Score
8	A	Oregon	44 62	34	A	Cal i forn i a	39 63	70	N	TCU	59 68	142	A	Loyol a Marymount	70 84
10	A	UCLA	46 69	34	H	Cal i forn i a	51 53	92	H	Washi ngton St.	60 78	146	A	Col orado	60 79
13	A	Stanford	42 79	39	A	Arizona St.	50 75	95	A	Utah	55 89	146	H	Col orado	72 63
13	H	Stanford	46 61	43	A	Oregon St.	48 88	95	H	Utah	56 80	181	H	Washi ngton	72 70
				48	A	Southern Cal i forn i a	52 78					206	A	CSUN	63 66
												235	H	New Mexico St.	83 44
												244	H	San Diego St.	67 78
												247	H	Hawai i	60 65
												296	A	Utah St.	65 49
												312	A	Northern Ari z.	66 84
												321	H	Long Beach St.	72 80
												322	H	Southern Utah	76 74
												337	H	Iona	71 58

LAST 12 Di vi si on I GAMES:															
39	A	Ari zona St.	50 75	34	A	Cal i forn i a	39 63	95	H	Utah	56 80	146	H	Col orado	72 63
48	A	Southern Cal i forn i a	52 78	95	H	Utah	56 80	146	H	Col orado	72 63	43	A	Oregon St.	48 88
10	A	UCLA	46 69	146	H	Col orado	72 63	8	A	Oregon	44 62	34	H	Cal i forn i a	51 53
181	H	Washi ngton	72 70	43	A	Oregon St.	48 88								
92	H	Washi ngton St.	60 78												
13	A	Stanford	42 79												

Non-Di v I Games:

Ari zona

Average RPI Win:	149	WON-LOST	WINNING	LAST 10	STRENGTH OF	OPP. STRENGTH	TEAM	ADJ.	CONF.	ADJ CONF.
Average RPI Loss:	26	RECORD	PCT. RANK	GAMES	SCHEDULE	OF SCHEDULE	RPI	RPI	RPI	RPI

DIV. I ONLY	18- 9	80	5- 5	41	18	39	39	5	5
DIV. I NON-CONF.	9- 3	61	0- 0	94	27	47	47	3	3
TOTALS	RPI 1-25	RPI 26-50	W-L RECORDS	RPI 51-100	RPI 101-999	RPI 201+			
18- 9	2- 6	2- 2	OVERALL	2- 1	12- 0	6- 0			
13- 1	2- 0	1- 0	HOME	1- 1	9- 0	5- 0			
4- 6	0- 4	1- 2	AWAY	1- 0	2- 0	0- 0			
1- 2	0- 2	0- 0	NEUTRAL	0- 0	1- 0	1- 0			
9- 3	1- 3	0- 0	NON-CONFERENCE	0- 0	8- 0	5- 0			
7- 0	1- 0	0- 0	HOME	0- 0	6- 0	4- 0			
1- 1	0- 1	0- 0	AWAY	0- 0	1- 0	0- 0			
1- 2	0- 2	0- 0	NEUTRAL	0- 0	1- 0	1- 0			
9- 6	1- 3	2- 2	CONFERENCE	2- 1	4- 0	1- 0			
6- 1	1- 0	1- 0	HOME	1- 1	3- 0	1- 0			
3- 5	0- 3	1- 2	AWAY	1- 0	1- 0	0- 0			
0- 0	0- 0	0- 0	NEUTRAL	0- 0	0- 0	0- 0			

RPI	S	Opponent	Score	RPI	S	Opponent	Score	Team's RPI: 39	RPI	S	Opponent	Score	RPI	S	Opponent	Score
3	N	Mississippi St.	57 65	34	A	Cal i forn i a	57 42		92	H	Washington St.	77 51	108	H	Arkansas	89 43
5	A	Flori da St.	66 77	34	H	Cal i forn i a	80 71		95	A	Utah	83 81	129	A	Fresno St.	81 49
8	A	Oregon	64 74	43	A	Oregon St.	54 57		95	H	Utah	56 58	131	H	I daho	77 33
10	A	UCLA	63 71	48	A	Southern Cal i forn i a	62 77						146	A	Col orado	72 47
12	N	Green Bay	48 61										146	H	Col orado	73 59
13	A	Stanford	50 74										181	H	Washi ngton	61 41
13	H	Stanford	73 66										215	N	Col umbi a	72 48
15	H	Buffal o	76 57										229	H	UC Ri versi de	73 48
													268	H	Col gate	65 54
													278	H	Sacramento St.	106 58
													279	H	Ari zona	75 50
													294	H	UTSA	74 42
LAST 12 Di v i s i o n I GAMES:																
279	H	Ari zona	75 50	13	A	Stanford	50 74									
10	A	UCLA	63 71	146	H	Col orado	73 59									
48	A	Southern Cal i forn i a	62 77	95	H	Utah	56 58									
92	H	Washington St.	77 51	8	A	Oregon	64 74									
181	H	Washington	61 41	43	A	Oregon St.	54 57									
34	A	Cal i forn i a	57 42	13	H	Stanford	73 66									

Non-Di v I Games:

Ari zona St.

Average RPI Win:	316	WON-LOST	WINNING	LAST 10	STRENGTH OF	OPP. STRENGTH	TEAM	ADJ.	CONF.	ADJ CONF.
Average RPI Loss:	220	RECORD	PCT. RANK	GAMES	SCHEDULE	OF SCHEDULE	RPI	RPI	RPI	RPI
DIV. I ONLY	3- 19	329	2- 8	322	336	343	343	32	32	
DIV. I NON-CONF.	0- 8	337	0- 0	154	91	328	328	32	32	

TOTALS	RPI 1-25	RPI 26-50	W-L RECORDS	RPI 51-100	RPI 101-999	RPI 201+				
3- 19	0- 1	0- 1	OVERALL	0- 1	3- 16	3- 15				
2- 5	0- 0	0- 0	HOME	0- 0	2- 5	2- 5				
1- 12	0- 0	0- 0	AWAY	0- 0	1- 0	1- 0				
0- 2	0- 0	0- 0	NEUTRAL	0- 0	0- 2	0- 2				
0- 8	0- 1	0- 1	NON-CONFERENCE	0- 1	0- 5	0- 4				
0- 0	0- 0	0- 0	HOME	0- 0	0- 0	0- 0				
0- 6	0- 1	0- 1	AWAY	0- 1	0- 3	0- 2				
0- 2	0- 0	0- 0	NEUTRAL	0- 0	0- 2	0- 2				
3- 11	0- 0	0- 0	CONFERENCE	0- 0	3- 11	3- 11				
2- 5	0- 0	0- 0	HOME	0- 0	2- 5	2- 5				
1- 6	0- 0	0- 0	AWAY	0- 0	1- 6	1- 6				
0- 0	0- 0	0- 0	NEUTRAL	0- 0	0- 0	0- 0				

RPI 1-25				RPI 26-50				RPI 51-100				RPI 101+ Team's RPI: 343			
RPI	S	Opponent	Score	RPI	S	Opponent	Score	RPI	S	Opponent	Score	RPI	S	Opponent	Score
18	A	Iowa	45 85	38	A	Dayton	43 81	65	A	Nebraska	52 73	171	A	Tulsa	37 87
												207	A	Southern U.	46 59
												207	H	Southern U.	52 71
												221	N	Oakland	37 69
												227	A	Texas Tech	47 74
												230	H	Grambling	57 66
												232	A	Texas Southern	52 58
												243	A	Austin Peay	61 97
												261	A	Prairie View	52 64
												261	H	Prairie View	72 89
												263	N	Towson	44 70
												295	A	Alabama St.	54 63
												295	H	Alabama St.	55 53
												304	A	Alcorn	58 76
												304	H	Alcorn	77 80
												311	H	Jackson St.	54 60
												314	A	Alabama A&M	49 52
												314	H	Alabama A&M	57 48
												338	A	Mississippi Val.	64 59
LAST 12 Division I GAMES:															
261	H	Prairie View	72 89	230	H	Grambling	57 66								
304	A	Alcorn	58 76	232	A	Texas Southern	52 58								
207	A	Southern U.	46 59	261	A	Prairie View	52 64								
295	H	Alabama St.	55 53	304	H	Alcorn	77 80								
314	H	Alabama A&M	57 48	207	H	Southern U.	52 71								
311	H	Jackson St.	54 60	295	A	Alabama St.	54 63								

Non-Div I Games: Tougalo 71 51 Philander Smith 81 73

Ark. -Pine Bluff

Loss,
Non-Conf,
S Site,
H Home
A Away
N Neutral

Average RPI	Win:	179	WON-LOST	WINNING	LAST 10	STRENGTH OF	OPP. STRENGTH	TEAM	ADJ.	CONF.	ADJ CONF.
Average RPI	Loss:	68	RECORD	PCT. RANK	GAMES	SCHEDULE	OF SCHEDULE	RPI	RPI	RPI	RPI
DIV. I ONLY		12- 14	202	2- 8	42	74	108	108	2	2	
DIV. I NON-CONF.		9- 4	82	0- 0	167	217	79	79	2	2	

TOTALS	RPI 1-25		RPI 26-50		W-L RECORDS		RPI 51-100		RPI 101-999		RPI 201+
12- 14	0- 5		0- 2		OVERALL		1- 4		11- 3		4- 0
8- 5	0- 2		0- 0		HOME		0- 2		8- 1		3- 0
3- 9	0- 3		0- 2		AWAY		1- 2		2- 2		0- 0
1- 0	0- 0		0- 0		NEUTRAL		0- 0		1- 0		1- 0
9- 4	0- 0		0- 1		NON-CONFERENCE		0- 1		9- 2		4- 0
7- 0	0- 0		0- 0		HOME		0- 0		7- 0		3- 0
1- 4	0- 0		0- 1		AWAY		0- 1		1- 2		0- 0
1- 0	0- 0		0- 0		NEUTRAL		0- 0		1- 0		1- 0
3- 10	0- 5		0- 1		CONFERENCE		1- 3		2- 1		0- 0
1- 5	0- 2		0- 0		HOME		0- 2		1- 1		0- 0
2- 5	0- 3		0- 1		AWAY		1- 1		1- 0		0- 0
0- 0	0- 0		0- 0		NEUTRAL		0- 0		0- 0		0- 0

RPI 1-25				RPI 26-50				RPI 51-100				RPI 101+ Team's RPI: 108			
RPI	S	Opponent	Score	RPI	S	Opponent	Score	RPI	S	Opponent	Score	RPI	S	Opponent	Score
3	A	Mississippi St.	69 111	27	A	Georgia	65 78	65	A	Nebraska	69 80	102	A	Auburn	68 58
9	H	Tennessee	85 90	39	A	Arizona St.	43 89	84	A	Alabama	74 66	138	H	Charlotte	73 72
14	A	South Carolina	42 90					84	H	Alabama	76 83	140	H	Ole Miss	73 72
16	A	Missouri	54 88					97	A	Kentucky	57 78	145	H	Samford	84 63
16	H	Missouri	58 84					97	H	Kentucky	65 76	156	H	Florida	51 65
												157	A	Kansas	60 71
												162	H	UT Arlington	91 57
												169	A	UTEP	61 64
												171	H	Tulsa	67 41
												186	A	Oral Roberts	77 66
												225	H	Abilene Christian	79 65
												230	H	Grambling	79 62
												235 N		New Mexico St.	69 60
												335	H	Sam Houston St.	65 54

LAST 12 Division I GAMES:															
97	A	Kentucky	57 78	16	A	Missouri	54 88	156	H	Florida	51 65	102	A	Auburn	68 58
16	H	Missouri	58 84					27	A	Georgia	65 78	171	H	Tulsa	67 41
9	H	Tennessee	85 90					84	H	Alabama	76 83	186	A	Oral Roberts	77 66
84	A	Alabama	74 66					97	H	Kentucky	65 76	225	H	Abilene Christian	79 65
97	H	Kentucky	65 76					3	A	Mississippi St.	69 111	230	H	Grambling	79 62
14	A	South Carolina	42 90									235 N		New Mexico St.	69 60

Non-Div I Games:

Arkansas

Average RPI Win:	251	WON-LOST	WINNING	LAST 10	STRENGTH OF	OPP. STRENGTH	TEAM	ADJ.	CONF.	ADJ CONF.
Average RPI Loss:	132	RECORD	PCT. RANK	GAMES	SCHEDULE	OF SCHEDULE	RPI	RPI	RPI	RPI
DIV. I ONLY	13- 12	163	5- 5	250	182	197	197	22	22	
DIV. I NON-CONF.	5- 6	187	0- 0	160	82	165	165	23	23	

TOTALS	RPI 1-25	RPI 26-50	W-L RECORDS	RPI 51-100	RPI 101-999	RPI 201+				
13- 12	0- 1	0- 0	OVERALL	0- 2	13- 9	8- 1				
8- 4	0- 0	0- 0	HOME	0- 1	8- 3	5- 0				
5- 8	0- 1	0- 0	AWAY	0- 1	5- 6	3- 1				
0- 0	0- 0	0- 0	NEUTRAL	0- 0	0- 0	0- 0				
5- 6	0- 1	0- 0	NON-CONFERENCE	0- 2	5- 3	2- 0				
4- 1	0- 0	0- 0	HOME	0- 1	4- 0	2- 0				
1- 5	0- 1	0- 0	AWAY	0- 1	1- 3	0- 0				
0- 0	0- 0	0- 0	NEUTRAL	0- 0	0- 0	0- 0				
8- 6	0- 0	0- 0	CONFERENCE	0- 0	8- 6	6- 1				
4- 3	0- 0	0- 0	HOME	0- 0	4- 3	3- 0				
4- 3	0- 0	0- 0	AWAY	0- 0	4- 3	3- 1				
0- 0	0- 0	0- 0	NEUTRAL	0- 0	0- 0	0- 0				

RPI 1-25				RPI 26-50				RPI 51-100				RPI 101+				Team's RPI: 197
RPI	S	Opponent	Score	RPI	S	Opponent	Score	RPI	S	Opponent	Score	RPI	S	Opponent	Score	
24	A	South Fla.	55 98					58	A	Indiana	51 93	106	A	Little Rock	43 53	
								69	H	Belmont	52 83	106	H	Little Rock	58 64	
												134	H	Texas St.	55 67	
												140	A	Ole Miss	48 74	
												144	A	South Ala.	75 60	
												156	A	Florida	70 69	
												162	H	UT Arlington	85 80	
												166	A	Troy	78 95	
												168	A	Pittsburgh	47 87	
												169	H	UTEP	76 73	
												171	A	Tulsa	58 68	
												175	H	Louisiana	75 77	
												191	H	UT Martin	84 73	
												230	H	Grambling	76 56	
												255	A	Coastal Caro.	70 63	
												270	A	Appalachian St.	66 68	
												315	A	Georgia St.	75 58	
												315	H	Georgia St.	76 63	
												328	H	Tennessee St.	68 62	
												329	A	Ga. Southern	71 62	
												329	H	Ga. Southern	69 48	
												336	H	La.-Monroe	76 62	
LAST 12 Division I GAMES:																
106	H	Little Rock	58 64	255	A	Coastal Caro.	70 63									
144	A	South Ala.	75 60	106	A	Little Rock	43 53									
166	A	Troy	78 95	162	H	UT Arlington	85 80									
329	H	Ga. Southern	69 48	134	H	Texas St.	55 67									
315	H	Georgia St.	76 63	315	A	Georgia St.	75 58									
270	A	Appalachian St.	66 68	329	A	Ga. Southern	71 62									

Non-Div I Games:

Arkansas St.

■ Loss,
 ■ Non-Conf,
 ■ S Site,
 ■ Home
 ■ Away
 N Neutral

Average RPI Win:	226	WON-LOST	WINNING	LAST 10	STRENGTH OF	OPP. STRENGTH	TEAM	ADJ.	CONF.	ADJ CONF.
Average RPI Loss:	142	RECORD	PCT. RANK	GAMES	SCHEDULE	OF SCHEDULE	RPI	RPI	RPI	RPI
DIV. I ONLY	13- 12	163	5- 5	157	227	163	163	15	15	
DIV. I NON-CONF.	6- 4	122	0- 0	215	300	143	143	18	18	

TOTALS	RPI 1-25	RPI 26-50	W-L RECORDS	RPI 51-100	RPI 101-999	RPI 201+				
13- 12	0- 0	0- 1	OVERALL	1- 4	12- 7	9- 3				
7- 5	0- 0	0- 0	HOME	1- 2	6- 3	4- 1				
6- 7	0- 0	0- 1	AWAY	0- 2	6- 4	5- 2				
0- 0	0- 0	0- 0	NEUTRAL	0- 0	0- 0	0- 0				
6- 4	0- 0	0- 1	NON-CONFERENCE	1- 0	5- 3	3- 2				
4- 1	0- 0	0- 0	HOME	1- 0	3- 1	2- 0				
2- 3	0- 0	0- 1	AWAY	0- 0	2- 2	1- 2				
0- 0	0- 0	0- 0	NEUTRAL	0- 0	0- 0	0- 0				
7- 8	0- 0	0- 0	CONFERENCE	0- 4	7- 4	6- 1				
3- 4	0- 0	0- 0	HOME	0- 2	3- 2	2- 1				
4- 4	0- 0	0- 0	AWAY	0- 2	4- 2	4- 0				
0- 0	0- 0	0- 0	NEUTRAL	0- 0	0- 0	0- 0				

RPI 1-25				RPI 26-50				RPI 51-100				RPI 101+				Team's RPI: 163
RPI	S	Opponent	Score	RPI	S	Opponent	Score	RPI	S	Opponent	Score	RPI	S	Opponent	Score	
				29	A	Marquette	53 83	55	A	American	63 71	117	A	Yale	82 65	
								55	H	American	46 64	123	A	Bucknell	36 60	
								77	A	Navy	44 70	125	H	Delaware	59 70	
								77	H	Navy	46 55	151	H	Binghamton	73 61	
								91	H	Dartmouth	71 56	190	A	Lehigh	55 59	
												190	H	Lehigh	55 50	
												192	H	Boston U.	59 60	
												228	A	Lafayette	65 60	
												228	H	Lafayette	48 39	
												245	A	Holy Cross	66 57	
												245	H	Holy Cross	62 70	
												246	A	Loyola Maryland	69 62	
												246	H	Loyola Maryland	62 47	
												267	A	St. Francis Brooklyn	52 73	
												268	A	Colgate	62 54	
												269	A	Fairleigh Dickinson	56 58	
												289	H	LIU Brooklyn	71 37	
												307	A	Air Force	65 59	
												338	H	NJIT	79 49	

LAST 12 Division I GAMES:																
				190	H	Lehigh	55 50	268	A	Colgate	62 54					
				245	A	Holy Cross	66 57	190	A	Lehigh	55 59					
				77	H	Navy	46 55	245	H	Holy Cross	62 70					
				228	H	Lafayette	48 39	77	A	Navy	44 70					
				55	A	American	63 71	228	A	Lafayette	65 60					
				246	H	Loyola Maryland	62 47	55	H	American	46 64					

Non-Div I Games: St. Joseph's (Brkln) 107 46

Army West Point

Average RPI Win: **163**
 Average RPI Loss: **60**

WON-LOST
RECORD

WINNING
PCT. RANK

LAST 10
GAMES

STRENGTH OF
SCHEDULE

OPP. STRENGTH
OF SCHEDULE

TEAM
RPI

ADJ.
RPI

CONF.
RPI

ADJ CONF.
RPI

DIV. I ONLY	12- 12	175	3- 7	57	40	102	102	2	2
DIV. I NON-CONF.	8- 3	65	0- 0	207	155	95	95	2	2

TOTALS	RPI 1-25	RPI 26-50	W-L RECORDS	RPI 51-100	RPI 101-999	RPI 201+			
12- 12	0- 5	1- 2	OVERALL	2- 2	9- 3	4- 0			
9- 3	0- 2	1- 0	HOME	1- 0	7- 1	4- 0			
2- 7	0- 3	0- 2	AWAY	1- 2	1- 0	0- 0			
1- 2	0- 0	0- 0	NEUTRAL	0- 0	1- 2	0- 0			
8- 3	0- 0	0- 0	NON-CONFERENCE	1- 1	7- 2	4- 0			
5- 0	0- 0	0- 0	HOME	0- 0	5- 0	4- 0			
2- 1	0- 0	0- 0	AWAY	1- 1	1- 0	0- 0			
1- 2	0- 0	0- 0	NEUTRAL	0- 0	1- 2	0- 0			
4- 9	0- 5	1- 2	CONFERENCE	1- 1	2- 1	0- 0			
4- 3	0- 2	1- 0	HOME	1- 0	2- 1	0- 0			
0- 6	0- 3	0- 2	AWAY	0- 1	0- 0	0- 0			
0- 0	0- 0	0- 0	NEUTRAL	0- 0	0- 0	0- 0			

RPI 1-25				RPI 26-50				RPI 51-100				RPI 101+ Team's RPI: 102			
RPI	S	Opponent	Score	RPI	S	Opponent	Score	RPI	S	Opponent	Score	RPI	S	Opponent	Score
9	A	Tennessee	59 70	26	A	LSU	56 59	58	A	Indiana	65 53	108	H	Arkansas	58 68
14	A	South Carolina	63 71	26	H	LSU	70 62	72	A	Virginia Tech	63 72	115	N	Chattanooga	41 50
16	H	Missouri	51 59	27	A	Georgia	48 60	84	H	Alabama	69 60	116	N	Georgetown	60 40
21	A	Texas A&M	59 78					97	A	Kentucky	48 65	127	H	Vanderbilt	63 60
21	H	Texas A&M	73 82									156	H	Florida	84 55
												167	H	Louisiana Tech	75 59
												175	A	Louisiana	70 60
												188	N	Northwestern	48 49
												207	H	Southern U.	65 47
												211	H	N.C. A&T	63 53
												292	H	Southeastern La.	80 46
												336	H	La.-Monroe	67 41
LAST 12 Division I GAMES:															
16	H	Missouri	51 59	27	A	Georgia	48 60								
127	H	Vanderbilt	63 60	26	A	LSU	56 59								
26	H	LSU	70 62	108	H	Arkansas	58 68								
21	A	Texas A&M	59 78	14	A	South Carolina	63 71								
97	A	Kentucky	48 65	21	H	Texas A&M	73 82								
84	H	Alabama	69 60	9	A	Tennessee	59 70								

Non-Div I Games: Xavier (LA) 70 44

Auburn

Loss, **Non-Conf**, S Site, **H** Home **A** Away N Neutral

Average RPI Win:	290	WON-LOST	WINNING	LAST 10	STRENGTH OF	OPP. STRENGTH	TEAM	ADJ.	CONF.	ADJ CONF.
Average RPI Loss:	170	RECORD	PCT. RANK	GAMES	SCHEDULE	OF SCHEDULE	RPI	RPI	RPI	RPI
DIV. I ONLY	13- 12	163	5- 5	336	288	243	243	25	25	
DIV. I NON-CONF.	5- 4	146	0- 0	322	301	217	217	27	27	

TOTALS	RPI 1-25	RPI 26-50	W-L RECORDS	RPI 51-100	RPI 101-999	RPI 201+				
13- 12	0- 0	0- 1	OVERALL	0- 1	13- 10	12- 3				
7- 4	0- 0	0- 0	HOME	0- 0	7- 4	6- 0				
6- 8	0- 0	0- 0	AWAY	0- 1	6- 1	6- 0				
0- 0	0- 0	0- 0	NEUTRAL	0- 0	0- 0	0- 0				
5- 4	0- 0	0- 1	NON-CONFERENCE	0- 0	5- 3	5- 1				
2- 1	0- 0	0- 0	HOME	0- 0	2- 1	2- 0				
3- 3	0- 0	0- 1	AWAY	0- 0	3- 2	3- 1				
0- 0	0- 0	0- 0	NEUTRAL	0- 0	0- 0	0- 0				
8- 8	0- 0	0- 0	CONFERENCE	0- 1	8- 7	7- 2				
5- 3	0- 0	0- 0	HOME	0- 0	5- 3	4- 0				
3- 5	0- 0	0- 0	AWAY	0- 1	3- 4	3- 2				
0- 0	0- 0	0- 0	NEUTRAL	0- 0	0- 0	0- 0				

RPI 1-25				RPI 26-50				RPI 51-100				RPI 101+ Team's RPI: 243			
RPI	S	Opponent	Score	RPI	S	Opponent	Score	RPI	S	Opponent	Score	RPI	S	Opponent	Score
				37	A	Ball St.	57 89	69	A	Belmont	75 78	107	A	Butler	54 75
												110	H	Western Ill.	68 81
												153	H	SIUE	38 61
												180	A	Jacksonville St.	47 65
												180	H	Jacksonville St.	50 51
												191	A	UT Martin	66 100
												191	H	UT Martin	69 62
												195	H	Morehead St.	59 66
												217	A	Illinois	47 59
												222	A	Southeast Mo. St.	61 50
												222	H	Southeast Mo. St.	66 65
												241	A	Northern Ky.	53 52
												258	A	Lipscomb	71 63
												297	A	Murray St.	65 91
												303	H	Eastern Ky.	59 45
												305	A	Tennessee Tech	59 63
												305	H	Tennessee Tech	53 52
												314	A	Alabama A&M	55 52
												328	A	Tennessee St.	75 59
												343	H	Ark.-Pine Bluff	97 61
												346	A	Eastern Ill.	75 66
												346	H	Eastern Ill.	69 59
												349	H	Evansville	82 73

LAST 12 Division I GAMES:															
				180	H	Jacksonville St.	50 51	195	H	Morehead St.	59 66				
				305	H	Tennessee Tech	53 52	303	H	Eastern Ky.	59 45				
				346	A	Eastern Ill.	75 66	69	A	Belmont	75 78				
				297	A	Murray St.	65 91	328	A	Tennessee St.	75 59				
				222	A	Southeast Mo. St.	61 50	180	A	Jacksonville St.	47 65				
				191	A	UT Martin	66 100	305	A	Tennessee Tech	59 63				

Non-Div I Games: Christian Bros. 73 50 Trevecca Nazarene 80 72

Austin Peay

Average RPI Win:	213	WON-LOST	WINNING	LAST 10	STRENGTH OF	OPP. STRENGTH	TEAM	ADJ.	CONF.	ADJ CONF.
Average RPI Loss:	127	RECORD	PCT. RANK	GAMES	SCHEDULE	OF SCHEDULE	RPI	RPI	RPI	RPI
DIV. I ONLY	15- 12	138	5- 5	168	135	143	143	14	14	
DIV. I NON-CONF.	5- 6	187	0- 0	195	113	211	211	11	11	

TOTALS	RPI 1-25	RPI 26-50	W-L RECORDS	RPI 51-100	RPI 101-999	RPI 201+				
15- 12	0- 0	0- 4	OVERALL	2- 1	13- 7	8- 1				
10- 4	0- 0	0- 2	HOME	2- 0	8- 2	5- 1				
5- 8	0- 0	0- 2	AWAY	0- 1	5- 5	3- 0				
0- 0	0- 0	0- 0	NEUTRAL	0- 0	0- 0	0- 0				
5- 6	0- 0	0- 3	NON-CONFERENCE	1- 0	4- 3	3- 1				
4- 2	0- 0	0- 1	HOME	1- 0	3- 1	3- 1				
1- 4	0- 0	0- 2	AWAY	0- 0	1- 2	0- 0				
0- 0	0- 0	0- 0	NEUTRAL	0- 0	0- 0	0- 0				
10- 6	0- 0	0- 1	CONFERENCE	1- 1	9- 4	5- 0				
6- 2	0- 0	0- 1	HOME	1- 0	5- 1	2- 0				
4- 4	0- 0	0- 0	AWAY	0- 1	4- 3	3- 0				
0- 0	0- 0	0- 0	NEUTRAL	0- 0	0- 0	0- 0				

RPI	S	Opponent	Score	RPI	S	Opponent	Score	RPI	S	Opponent	Score	Team's RPI: 143
27	H	Georgia	63 79	78	A	Saint Mary's (CA)	49 57	121	A	Colorado St.	54 56	
34	A	California	45 70	78	H	Saint Mary's (CA)	63 54	142	A	Loyola Marymount	67 55	
36	A	Northern Colo.	74 79	95	H	Utah	77 68	142	H	Loyola Marymount	62 52	
46	H	Gonzaga	70 84					154	A	San Francisco	73 76	
								154	H	San Francisco	70 66	
								173	A	Eastern Wash.	73 69	
								178	A	Pacific	76 83	
								178	H	Pacific	77 65	
								181	A	Washington	72 80	
								184	A	San Diego	69 70	
								184	H	San Diego	60 66	
								231	A	Pepperdine	73 67	
								231	H	Pepperdine	78 43	
								233	H	Montana St.	75 54	
								283	A	Santa Clara	55 34	
								283	H	Santa Clara	65 47	
								296	H	Utah St.	69 76	
								316	A	Portland	72 58	
								322	H	Southern Utah	75 67	
								327	H	Utah Valley	75 54	
LAST 12 Division I GAMES:												
184	H	San Diego	60 66	178	A	Pacific	76 83					
231	H	Pepperdine	78 43	78	H	Saint Mary's (CA)	63 54					
154	A	San Francisco	73 76	184	A	San Diego	69 70					
283	A	Santa Clara	55 34	142	A	Loyola Marymount	67 55					
46	H	Gonzaga	70 84	283	H	Santa Clara	65 47					
142	H	Loyola Marymount	62 52	231	A	Pepperdine	73 67					

Non-Div I Games:

BYU

■ Loss,
 ■ Non-Conf,
 ■ S Site,
 ■ H Home
 ■ A Away
 N Neutral

Average RPI Win:	163	WON-LOST	WINNING	LAST 10	STRENGTH OF	OPP. STRENGTH	TEAM	ADJ.	CONF.	ADJ CONF.
Average RPI Loss:	47	RECORD	PCT. RANK	GAMES	SCHEDULE	OF SCHEDULE	RPI	RPI	RPI	RPI
DIV. I ONLY	20- 4	18	7- 3	129	86	37	37	8	8	
DIV. I NON-CONF.	10- 0	1	0- 0	168	90	17	17	8	8	

TOTALS	RPI 1-25	RPI 26-50	W-L RECORDS	RPI 51-100	RPI 101-999	RPI 201+				
20- 4	0- 1	2- 1	OVERALL	1- 2	17- 0	9- 0				
11- 2	0- 1	1- 1	HOME	1- 0	9- 0	6- 0				
9- 2	0- 0	1- 0	AWAY	0- 2	8- 0	3- 0				
0- 0	0- 0	0- 0	NEUTRAL	0- 0	0- 0	0- 0				
10- 0	0- 0	2- 0	NON-CONFERENCE	0- 0	8- 0	4- 0				
6- 0	0- 0	1- 0	HOME	0- 0	5- 0	3- 0				
4- 0	0- 0	1- 0	AWAY	0- 0	3- 0	1- 0				
0- 0	0- 0	0- 0	NEUTRAL	0- 0	0- 0	0- 0				
10- 4	0- 1	0- 1	CONFERENCE	1- 2	9- 0	5- 0				
5- 2	0- 1	0- 1	HOME	1- 0	4- 0	3- 0				
5- 2	0- 0	0- 0	AWAY	0- 2	5- 0	2- 0				
0- 0	0- 0	0- 0	NEUTRAL	0- 0	0- 0	0- 0				

RPI 1-25				RPI 26-50				Team's RPI: 37				RPI 51-100				RPI 101+			
RPI	S	Opponent	Score	RPI	S	Opponent	Score	RPI	S	Opponent	Score	RPI	S	Opponent	Score	RPI	S	Opponent	Score
15	H	Buffal o	80 84	28	H	Central Mi ch.	65 69	60	A	Tol edo	66 72	103	H	Mi ssouri St.	70 58				
				41	A	Purdue	66 60	86	A	Ohi o	76 80	107	H	Butler	87 75				
				45	H	Western Ky.	93 81	87	H	Mi ami (OH)	86 61	113	A	Western Mi ch.	81 71				
												119	A	Clevel and St.	76 64				
												127	A	Vanderbi lt	88 79				
												133	A	Northern III.	72 50				
												133	H	Northern III.	81 72				
												157	A	Kent St.	79 58				
												204	H	Eastern Mi ch.	91 85				
												210	A	Akron	74 61				
												210	H	Akron	97 65				
												212	A	Bowling Green	84 73				
												212	H	Bowling Green	82 41				
												222	H	Southeast Mo. St.	69 56				
												243	H	Austin Peay	89 57				
												258	H	Lip scomb	84 46				
												328	A	Tennessee St.	85 65				

										LAST 12 Division I GAMES:									
133	A	Northern III.	72 50	212	H	Bowling Green	82 41	157	A	Kent St.	79 58	60	A	Toledo	66 72	15	H	Buffal o	80 84
113	A	Western Mi ch.	81 71	157	A	Kent St.	79 58	60	A	Toledo	66 72	210	A	Akron	74 61	210	H	Akron	97 65
204	H	Eastern Mi ch.	91 85	60	A	Toledo	66 72	15	H	Buffal o	80 84	212	A	Bowling Green	84 73				
86	A	Ohi o	76 80	15	H	Buffal o	80 84	210	A	Akron	74 61								
210	H	Akron	97 65	210	A	Akron	74 61												
133	H	Northern III.	81 72																

Non-Div I Games: Oakland City 126 55

Ball St.

Loss,
Non-Conf,
S Site,
H Home
A Away
N Neutral

Average RPI Win: 118

Average RPI Loss: 10

WON-LOST
RECORD

WINNING
PCT. RANK

LAST 10
GAMES

STRENGTH OF
SCHEDULE

OPP. STRENGTH
OF SCHEDULE

TEAM
RPI

ADJ.
RPI

CONF.
RPI

ADJ CONF.
RPI

DIV. I ONLY	25- 1	3	10- 0	58	16	6	6	4	4
DIV. I NON-CONF.	10- 1	15	0- 0	78	63	13	13	5	5
TOTALS	RPI 1-25	RPI 26-50	W-L RECORDS	RPI 51-100	RPI 101-999	RPI 201+			
25- 1	4- 1	0- 0	OVERALL	8- 0	13- 0	5- 0			
15- 0	3- 0	0- 0	HOME	4- 0	8- 0	3- 0			
8- 1	1- 1	0- 0	AWAY	3- 0	4- 0	2- 0			
2- 0	0- 0	0- 0	NEUTRAL	1- 0	1- 0	0- 0			
10- 1	1- 1	0- 0	NON-CONFERENCE	2- 0	7- 0	3- 0			
7- 0	1- 0	0- 0	HOME	1- 0	5- 0	2- 0			
1- 1	0- 1	0- 0	AWAY	0- 0	1- 0	1- 0			
2- 0	0- 0	0- 0	NEUTRAL	1- 0	1- 0	0- 0			
15- 0	3- 0	0- 0	CONFERENCE	6- 0	6- 0	2- 0			
8- 0	2- 0	0- 0	HOME	3- 0	3- 0	1- 0			
7- 0	1- 0	0- 0	AWAY	3- 0	3- 0	1- 0			
0- 0	0- 0	0- 0	NEUTRAL	0- 0	0- 0	0- 0			

RPI	S	Opponent	Score	RPI	S	Opponent	Score	RPI	S	Opponent	Score	RPI	S	Opponent	Score
10	A	UCLA	68 82					53	A	Okl ahoma St.	87 45	103	N	Missouri St.	100 58
11	H	Texas	81 56					53	H	Okl ahoma St.	77 64	109	H	Lamar Universi ty	121 62
13	H	Stanford	81 57					62	N	Georgi a Tech	80 57	112	A	Iowa St.	79 50
25	A	Okl ahoma	74 52					66	A	West Vi rgi ni a	83 72	112	H	Iowa St.	89 49
25	H	Okl ahoma	74 65					70	H	TCU	83 63	118	H	Central Ark.	86 55
								88	A	Kansas St.	88 58	157	A	Kansas	83 48
								88	H	Kansas St.	75 50	157	H	Kansas	88 51
								97	H	Kentucky	90 63	176	H	North Dakota	105 43
												227	A	Texas Tech	90 44
												227	H	Texas Tech	97 49
												242	A	Ni chol l s St.	85 43
												266	H	McNeese	95 34
												300	H	Coppi n St.	100 54
LAST 12 Di vi si on I GAMES:															
157	H	Kansas	88 51	66	A	West Vi rgi ni a	83 72								
53	A	Okl ahoma St.	87 45	11	H	Texas	81 56								
70	H	TCU	83 63	88	H	Kansas St.	75 50								
25	H	Okl ahoma	74 65	112	A	Iowa St.	79 50								
227	A	Texas Tech	90 44	25	A	Okl ahoma	74 52								
53	H	Okl ahoma St.	77 64	157	A	Kansas	83 48								

Non-Di v I Games:

Bayl or

B
e
l
m
o
n
t

Belmont				Through Games Of Feb. 17, 2018							
Average RPI	Win:	226	WON-LOST	WINNING	LAST 10	STRENGTH OF	OPP. STRENGTH	TEAM	ADJ.	CONF.	ADJ CONF.
Average RPI	Loss:	46	RECORD	PCT. RANK	GAMES	SCHEDULE	OF SCHEDULE	RPI	RPI	RPI	RPI
DIV. I ONLY		25- 3	7	10- 0	264	198	69	69	25	25	
DIV. I NON-CONF.		9- 3	61	0- 0	158	36	59	59	27	27	

TOTALS	RPI 1-25		RPI 26-50		W-L RECORDS		RPI 51-100		RPI 101-999		RPI 201+
25- 3	0- 2		2- 0		OVERALL		0- 1		23- 0		13- 0
11- 1	0- 0		0- 0		HOME		0- 1		11- 0		7- 0
12- 1	0- 0		0- 0		AWAY		0- 0		12- 0		6- 0
2- 1	0- 1		2- 0		NEUTRAL		0- 0		0- 0		0- 0
9- 3	0- 2		2- 0		NON-CONFERENCE		0- 1		7- 0		3- 0
3- 1	0- 0		0- 0		HOME		0- 1		3- 0		2- 0
4- 1	0- 1		0- 0		AWAY		0- 0		4- 0		1- 0
2- 1	0- 1		2- 0		NEUTRAL		0- 0		0- 0		0- 0
16- 0	0- 0		0- 0		CONFERENCE		0- 0		16- 0		10- 0
8- 0	0- 0		0- 0		HOME		0- 0		8- 0		5- 0
8- 0	0- 0		0- 0		AWAY		0- 0		8- 0		5- 0
0- 0	0- 0		0- 0		NEUTRAL		0- 0		0- 0		0- 0

RPI 1-25				RPI 26-50				RPI 51-100				RPI 101+			
RPI	S	Opponent	Score	RPI	S	Opponent	Score	RPI	S	Opponent	Score	RPI	S	Opponent	Score
13	N	Stanford	53 74	46	N	Gonzaga	71 63	99	H	Wright St.	81 91	127	A	Vanderbilt	111 74
25	A	Oklahoma	73 96	50	N	FGCU	75 65					145	H	Samford	83 46
												153	A	SIUE	72 55
												153	H	SIUE	86 64
												171	A	Tulsa	90 65
												180	H	Jacksonville St.	71 55
												191	A	UT Martin	65 63
												195	A	Morehead St.	83 62
												195	H	Morehead St.	80 56
												197	A	Arkansas St.	83 52
												222	A	Southeast Mo. St.	67 57
												243	H	Austin Peay	78 75
												258	A	Lipscomb	91 59
												272	H	Presbyterian	90 48
												297	H	Murray St.	70 65
												303	A	Eastern Ky.	77 55
												303	H	Eastern Ky.	95 62
												305	A	Tennessee Tech	68 60
												305	H	Tennessee Tech	78 59
												328	A	Tennessee St.	87 70
												331	H	Fort Wayne	74 42
												346	A	Eastern Ill.	86 58
												346	H	Eastern Ill.	59 37
LAST 12 Division I GAMES:															
195	H	Morehead St.	80 56	153	H	SIUE	86 64								
303	H	Eastern Ky.	95 62	346	H	Eastern Ill.	59 37								
305	A	Tennessee Tech	68 60	243	H	Austin Peay	78 75								
328	A	Tennessee St.	87 70	297	H	Murray St.	70 65								
195	A	Morehead St.	83 62	346	A	Eastern Ill.	86 58								
303	A	Eastern Ky.	77 55	153	A	SIUE	72 55								

Non-Div I Games: Trevecca Nazarene 97 39

Bel mont

Average RPI Win:	262	WON-LOST	WINNING	LAST 10	STRENGTH OF	OPP. STRENGTH	TEAM	ADJ.	CONF.	ADJ CONF.
Average RPI Loss:	172	RECORD	PCT. RANK	GAMES	SCHEDULE	OF SCHEDULE	RPI	RPI	RPI	RPI
DIV. I ONLY	18- 4	23	10- 0	315	333	120	120	30	30	
DIV. I NON-CONF.	6- 4	122	0- 0	222	319	175	175	30	30	

TOTALS	RPI 1-25	RPI 26-50	W-L RECORDS	RPI 51-100	RPI 101-999	RPI 201+				
18- 4	0- 0	0- 1	OVERALL	0- 1	18- 2	15- 2				
9- 2	0- 0	0- 0	HOME	0- 1	9- 1	9- 1				
7- 2	0- 0	0- 1	AWAY	0- 0	7- 1	6- 1				
2- 0	0- 0	0- 0	NEUTRAL	0- 0	2- 0	0- 0				
6- 4	0- 0	0- 1	NON-CONFERENCE	0- 1	6- 2	4- 2				
3- 2	0- 0	0- 0	HOME	0- 1	3- 1	3- 1				
1- 2	0- 0	0- 1	AWAY	0- 0	1- 1	1- 1				
2- 0	0- 0	0- 0	NEUTRAL	0- 0	2- 0	0- 0				
12- 0	0- 0	0- 0	CONFERENCE	0- 0	12- 0	11- 0				
6- 0	0- 0	0- 0	HOME	0- 0	6- 0	6- 0				
6- 0	0- 0	0- 0	AWAY	0- 0	6- 0	5- 0				
0- 0	0- 0	0- 0	NEUTRAL	0- 0	0- 0	0- 0				

RPI	S	Opponent	Score	RPI	S	Opponent	Score	RPI	S	Opponent	Score	RPI	S	Opponent	Score	Team's RPI: 120
49	A	Miami (FL)	39 85	93	H	Jacksonville	58 68	134	N	Texas St.	62 56	196	N	Richmond	63 50	
								200	A	Hampton	61 56	207	H	Southern U.	68 56	
								213	A	Norfolk St.	58 51	213	H	Norfolk St.	60 45	
								248	A	Howard	59 55	254	A	North Florida	63 70	
								261	H	Prairie View	77 52	271	A	UMES	55 48	
								271	H	UMES	73 61	276	H	Grand Canyon	69 60	
								292	H	Southeastern La.	58 60	300	A	Coppin St.	75 63	
								300	H	Coppin St.	64 38	302	A	FIU	77 59	
								317	H	South Carolina St.	68 50	333	H	N.C. Central	57 47	
								334	A	Delaware St.	68 60	340	H	Florida A&M	44 42	
LAST 12 Division I GAMES:																
300	A	Coppin St.	75 63	213	A	Norfolk St.	58 51									
333	H	N.C. Central	57 47	334	A	Delaware St.	68 60									
271	H	UMES	73 61	340	H	Florida A&M	44 42									
213	H	Norfolk St.	60 45	271	A	UMES	55 48									
300	H	Coppin St.	64 38	248	A	Howard	59 55									
200	A	Hampton	61 56	317	H	South Carolina St.	68 50									

Non-Div I Games: Edward Waters 101 60 Palm Beach Atl. 61 48

Bethune-Cookman

Average RPI Win: 247	WON-LOST RECORD	WINNING PCT. RANK	LAST 10 GAMES	STRENGTH OF SCHEDULE	OPP. STRENGTH OF SCHEDULE	TEAM RPI	ADJ. RPI	CONF. RPI	ADJ CONF. RPI
Average RPI Loss: 138									
DIV. I ONLY	18- 8	68	8- 2	302	243	151	151	20	20
DIV. I NON-CONF.	8- 4	87	0- 0	295	258	149	149	24	24

TOTALS	RPI 1-25	RPI 26-50	W-L RECORDS	RPI 51-100	RPI 101-999	RPI 201+			
18- 8	0- 0	0- 0	OVERALL	3- 2	15- 6	12- 0			
7- 4	0- 0	0- 0	HOME	2- 1	5- 3	4- 0			
10- 3	0- 0	0- 0	AWAY	1- 1	9- 2	7- 0			
1- 1	0- 0	0- 0	NEUTRAL	0- 0	1- 1	1- 0			
8- 4	0- 0	0- 0	NON-CONFERENCE	2- 0	6- 4	6- 0			
3- 1	0- 0	0- 0	HOME	2- 0	1- 1	1- 0			
4- 2	0- 0	0- 0	AWAY	0- 0	4- 2	4- 0			
1- 1	0- 0	0- 0	NEUTRAL	0- 0	1- 1	1- 0			
10- 4	0- 0	0- 0	CONFERENCE	1- 2	9- 2	6- 0			
4- 3	0- 0	0- 0	HOME	0- 1	4- 2	3- 0			
6- 1	0- 0	0- 0	AWAY	1- 1	5- 0	3- 0			
0- 0	0- 0	0- 0	NEUTRAL	0- 0	0- 0	0- 0			

RPI S Opponent	Score	RPI S Opponent	Score	RPI S Opponent	Score	RPI S Opponent	Score	Team's RPI: 151
				73 H Penn	77 72	117 H Yale	69 73	
				81 A Maine	66 62	123 A Bucknell I	59 64	
				81 A Albany (NY)	46 63	159 H Hartford	64 59	
				81 H Maine	38 61	163 A Army West Point	61 73	
				91 H Dartmouth	80 64	171 N Tulsa	55 60	
						182 A New Hampshire	54 52	
						182 H New Hampshire	61 63	
						184 A Stony Brook	69 64	
						184 H Stony Brook	59 67	
						265 A Cornell I	66 58	
						271 N UMES	68 51	
						284 A Rider	76 54	
						290 A Bryant	55 47	
						291 A Vermont	62 48	
						291 H Vermont	52 38	
						320 A UMBC	68 53	
						320 H UMBC	81 51	
						322 A Southern Utah	72 66	
						338 H NJIT	67 36	
						344 A UMass Lowell I	76 46	
						344 H UMass Lowell I	52 38	
LAST 12 Division I GAMES:								
344 H UMass Lowell I	52 38	182 A New Hampshire	54 52	320 H UMBC	81 51			
291 H Vermont	52 38	344 A UMass Lowell I	76 46	184 H Stony Brook	59 67			
320 A UMBC	68 53	81 A Albany (NY)	46 63	159 H Hartford	64 59			
184 A Stony Brook	69 64							
81 H Maine	38 61							
291 A Vermont	62 48							

Non-Div I Games: SUNY Cortland 90 36

Binghamton

Average RPI Win: 209		WON-LOST RECORD	WINNING PCT. RANK	LAST 10 GAMES	STRENGTH OF SCHEDULE	OPP. STRENGTH OF SCHEDULE	TEAM RPI	ADJ. RPI	CONF. RPI	ADJ. CONF. RPI
Average RPI Loss: 150										
DIV. I ONLY		15- 9	102	8- 2	271	113	164	164	16	16
DIV. I NON-CONF.		4- 5	202	0- 0	292	134	263	263	13	13
TOTALS		RPI 1-25	RPI 26-50	W-L RECORDS		RPI 51-100	RPI 101-999	RPI 201+		
15- 9	0- 0		0- 0	OVERALL		2- 5	13- 4	8- 3		
7- 5	0- 0		0- 0	HOME		2- 3	5- 2	2- 2		
8- 2	0- 0		0- 0	AWAY		0- 2	8- 0	6- 0		
0- 2	0- 0		0- 0	NEUTRAL		0- 0	0- 2	0- 1		
4- 5	0- 0		0- 0	NON-CONFERENCE		0- 2	4- 3	1- 2		
2- 3	0- 0		0- 0	HOME		0- 2	2- 1	0- 1		
2- 0	0- 0		0- 0	AWAY		0- 0	2- 0	1- 0		
0- 2	0- 0		0- 0	NEUTRAL		0- 0	0- 2	0- 1		
11- 4	0- 0		0- 0	CONFERENCE		2- 3	9- 1	7- 1		
5- 2	0- 0		0- 0	HOME		2- 1	3- 1	2- 1		
6- 2	0- 0		0- 0	AWAY		0- 2	6- 0	5- 0		
0- 0	0- 0		0- 0	NEUTRAL		0- 0	0- 0	0- 0		

RPI 1-25				RPI 26-50				RPI 51-100				RPI 101+			
RPI	S	Opponent	Score	RPI	S	Opponent	Score	RPI	S	Opponent	Score	RPI	S	Opponent	Score
								74	H	Wyomi ng	51 66	121	A	Colorado St.	62 58
								78	H	Saint Mary's (CA)	72 74	129	H	Fresno St.	75 66
								89	A	New Mexi co	83 100	130	H	Saint Francis (PA)	87 59
								89	H	New Mexi co	91 85	173	A	Eastern Wash.	61 57
								92	H	Washi ngton St.	53 61	181	H	Washi ngton	85 62
								94	A	UNLV	54 77	184	N	San Di ego	52 72
								94	H	UNLV	69 60	208	A	Nevada	63 55
												208	H	Nevada	68 72
												216	H	CSU Bakersfi el d	59 65
												244	A	San Di ego St.	86 70
												250	A	San Jose St.	112 80
												296	A	Utah St.	64 42
												296	H	Utah St.	68 60
												307	A	Air Force	58 47
												307	H	Air Force	49 46
												312	N	Northern Ariz.	60 62
												316	A	Portland	73 47
LAST 12 Division I GAMES:															
				307	A	Air Force	58 47	250	A	San Jose St.	112 80				
				208	A	Nevada	63 55	208	H	Nevada	68 72				
				296	H	Utah St.	68 60	296	A	Utah St.	64 42				
				89	H	New Mexi co	91 85	244	A	San Di ego St.	86 70				
				94	A	UNLV	54 77	129	H	Fresno St.	75 66				
				307	H	Air Force	49 46	74	H	Wyomi ng	51 66				

Non-Div I Games:	Corban	94	50	Northwest Chrst.	83	51
------------------	--------	----	----	------------------	----	----

Boi se St.

■ Loss, ■ Non-Conf, S Site, H Home A Away N Neutral

Average RPI Win:	160	WON-LOST	WINNING	LAST 10	STRENGTH OF	OPP. STRENGTH	TEAM	ADJ.	CONF.	ADJ CONF.
Average RPI Loss:	90	RECORD	PCT. RANK	GAMES	SCHEDULE	OF SCHEDULE	RPI	RPI	RPI	RPI
DIV. I ONLY	7- 19	288	1- 9	40	48	202	202	1	1	
DIV. I NON-CONF.	5- 8	220	0- 0	138	181	221	221	1	1	
<hr/>										
TOTALS	RPI 1-25	RPI 26-50	W-L RECORDS	RPI 51-100	RPI 101-999	RPI 201+				
7- 19	0- 4	0- 4	OVERALL	2- 5	5- 6	2- 3				
6- 8	0- 1	0- 3	HOME	2- 2	4- 2	1- 1				
1- 11	0- 3	0- 1	AWAY	0- 3	1- 3	1- 1				
0- 0	0- 0	0- 0	NEUTRAL	0- 0	0- 0	0- 0				
5- 8	0- 0	0- 1	NON-CONFERENCE	2- 2	3- 5	2- 3				
4- 3	0- 0	0- 0	HOME	2- 1	2- 2	1- 1				
1- 5	0- 0	0- 1	AWAY	0- 1	1- 3	1- 2				
0- 0	0- 0	0- 0	NEUTRAL	0- 0	0- 0	0- 0				
2- 11	0- 4	0- 3	CONFERENCE	0- 3	2- 1	0- 0				
2- 5	0- 1	0- 3	HOME	0- 1	2- 0	0- 0				
0- 6	0- 3	0- 0	AWAY	0- 2	0- 1	0- 0				
0- 0	0- 0	0- 0	NEUTRAL	0- 0	0- 0	0- 0				

RPI 1-25				RPI 26-50				RPI 51-100				RPI 101+				Team's RPI: 202
RPI	S	Opponent	Score	RPI	S	Opponent	Score	RPI	S	Opponent	Score	RPI	S	Opponent	Score	
2	A	Notre Dame	60 89	30	H	Virginia	57 68	54	H	Houston	79 74	101	H	Seton Hall	53 73	
4	H	Louisville	52 87	31	H	Syracuse	57 75	62	A	Georgia Tech	43 67	105	H	North Carolina	77 64	
17	A	Duke	50 75	40	A	Minnesota	68 78	72	A	Virginia Tech	58 89	135	A	Clemson	61 65	
19	A	NC State	54 72	49	H	Miami (FL)	43 65	75	H	Fordham	55 52	168	H	Pittsburgh	72 61	
								81	H	Maine	40 61	182	H	New Hampshire	64 55	
								91	A	Dartmouth	57 68	192	A	Boston U.	57 61	
								98	H	Wake Forest	59 67	209	A	Providence	55 63	
												215	A	Columbia	60 68	
												245	A	Holy Cross	70 61	
												256	H	Fairfield	58 66	
												290	H	Bryant	65 42	
<hr/>																
LAST 12 Division I GAMES:																
				4	H	Louisville	52 87	17	A	Duke	50 75					
				168	H	Pittsburgh	72 61	49	H	Miami (FL)	43 65					
				62	A	Georgia Tech	43 67	135	A	Clemson	61 65					
				19	A	NC State	54 72	2	A	Notre Dame	60 89					
				98	H	Wake Forest	59 67	30	H	Virginia	57 68					
				31	H	Syracuse	57 75	105	H	North Carolina	77 64					

Non-Div I Games:

Boston College

Average RPI Win:	223	WON-LOST	WINNING	LAST 10	STRENGTH OF	OPP. STRENGTH	TEAM	ADJ.	CONF.	ADJ CONF.
Average RPI Loss:	131	RECORD	PCT. RANK	GAMES	SCHEDULE	OF SCHEDULE	RPI	RPI	RPI	RPI
DIV. I ONLY	10- 15	229	2- 8	120	202	192	192	15	15	
DIV. I NON-CONF.	5- 5	170	0- 0	157	179	141	141	18	18	
<hr/>										
TOTALS	RPI 1-25	RPI 26-50	W-L RECORDS	RPI 51-100	RPI 101-999	RPI 201+				
10- 15	0- 0	0- 1	OVERALL	0- 5	10- 9	7- 2				
4- 8	0- 0	0- 1	HOME	0- 2	4- 5	3- 2				
6- 7	0- 0	0- 0	AWAY	0- 3	6- 4	4- 0				
0- 0	0- 0	0- 0	NEUTRAL	0- 0	0- 0	0- 0				
5- 5	0- 0	0- 1	NON-CONFERENCE	0- 1	5- 3	3- 0				
2- 2	0- 0	0- 1	HOME	0- 0	2- 1	1- 0				
3- 3	0- 0	0- 0	AWAY	0- 1	3- 2	2- 0				
0- 0	0- 0	0- 0	NEUTRAL	0- 0	0- 0	0- 0				
5- 10	0- 0	0- 0	CONFERENCE	0- 4	5- 6	4- 2				
2- 6	0- 0	0- 0	HOME	0- 2	2- 4	2- 2				
3- 4	0- 0	0- 0	AWAY	0- 2	3- 2	2- 0				
0- 0	0- 0	0- 0	NEUTRAL	0- 0	0- 0	0- 0				

RPI	S	Opponent	Score	RPI	S	Opponent	Score	RPI	S	Opponent	Score	RPI	S	Opponent	Score	Team's RPI: 192
44	H	UCF	32 47	55	A	American	50 66	123	A	Bucknell	57 67	123	H	Bucknell	58 63	
				55	H	American	54 61	125	A	Delaware	85 79	136	H	Northeastern	74 73	
				71	A	Harvard	70 80	149	A	Brown	68 92	155	H	Marist	52 80	
				77	A	Navy	48 59	163	A	Army West Point	60 59	182	A	New Hampshire	57 72	
				77	H	Navy	59 64	190	A	Lehigh	58 74	190	H	Lehigh	56 65	
								202	H	Boston College	61 57	228	H	Lafayette	45 47	
								245	A	Holy Cross	64 58	245	H	Holy Cross	57 60	
								246	H	Loyola Maryland	75 56	268	A	Colgate	62 49	
								268	H	Colgate	66 64	290	A	Bryant	78 61	
								291	A	Vermont	57 41					
LAST 12 Division I GAMES:																
77	A	Navy	48 59	228	H	Lafayette	45 47									
55	H	American	54 61	77	H	Navy	59 64									
245	A	Holy Cross	64 58	55	A	American	50 66									
268	H	Colgate	66 64	245	H	Holy Cross	57 60									
190	H	Lehigh	56 65	268	A	Colgate	62 49									
123	A	Bucknell	57 67	190	A	Lehigh	58 74									

Non-Div I Games:

Boston U.

Average RPI		Win: 232	WON-LOST RECORD	WINNING PCT. RANK	LAST 10 GAMES	STRENGTH OF SCHEDULE	OPP. STRENGTH OF SCHEDULE	TEAM RPI	ADJ. RPI	CONF. RPI	ADJ. CONF. RPI
Loss: 106											
DIV. I ONLY		9- 15	239	2- 8	141	110	212	212	8	8	
DIV. I NON-CONF.		7- 3	74	0- 0	227	327	115	115	8	8	
TOTALS		RPI 1-25	RPI 26-50	W-L RECORDS		RPI 51-100	RPI 101-999	RPI 201+			
9- 15	0- 0		0- 4	OVERALL		0- 4	9- 7	7- 2			
4- 7	0- 0		0- 1	HOME		0- 3	4- 3	3- 2			
3- 8	0- 0		0- 3	AWAY		0- 1	3- 4	2- 0			
2- 0	0- 0		0- 0	NEUTRAL		0- 0	2- 0	2- 0			
7- 3	0- 0		0- 1	NON-CONFERENCE		0- 0	7- 2	6- 1			
3- 1	0- 0		0- 0	HOME		0- 0	3- 1	3- 1			
2- 2	0- 0		0- 1	AWAY		0- 0	2- 1	1- 0			
2- 0	0- 0		0- 0	NEUTRAL		0- 0	2- 0	2- 0			
2- 12	0- 0		0- 3	CONFERENCE		0- 4	2- 5	1- 1			
1- 6	0- 0		0- 1	HOME		0- 3	1- 2	0- 1			
1- 6	0- 0		0- 2	AWAY		0- 1	1- 3	1- 0			
0- 0	0- 0		0- 0	NEUTRAL		0- 0	0- 0	0- 0			

RPI 1-25				RPI 26-50				RPI 51-100				RPI 101+				Team's RPI: 212	
RPI	S	Opponent	Score	RPI	S	Opponent	Score	RPI	S	Opponent	Score	RPI	S	Opponent	Score		
				28	A	Central Mich.	54 90	60	H	Tol edo	67 77	113	A	Western Mich.	58 67		
				32	A	South Dakota St.	44 76	86	A	Ohi o	58 69	113	H	Western Mich.	67 81		
				37	A	Ball St.	41 82	86	H	Ohi o	63 70	132	A	Cincinnati	51 75		
				37	H	Ball St.	73 84	87	H	Miami (OH)	62 66	133	A	Northern Ill.	68 73		
												139	A	Robert Morris	64 62		
												157	A	Kent St.	57 81		
												157	H	Kent St.	60 50		
												204	H	Eastern Mich.	52 54		
												210	A	Akron	66 64		
												213	N	Norfolk St.	59 50		
												214	H	Xavier	63 53		
												237	N	Fla. Atlantic	66 55		
												285	H	Cani si us	57 71		
												293	H	Valparaiso	90 77		
												303	H	Eastern Ky.	77 60		
												319	A	Detroit Mercy	85 81		
LAST 12 Division I GAMES:																	
				86	A	Ohi o	58 69	37	A	Ball St.	41 82						
				133	A	Northern Ill.	68 73	86	H	Ohi o	63 70						
				113	H	Western Mich.	67 81	157	H	Kent St.	60 50						
				87	H	Miami (OH)	62 66	210	A	Akron	66 64						
				157	A	Kent St.	57 81	28	A	Central Mich.	54 90						
				60	H	Tol edo	67 77	37	H	Ball St.	73 84						

Non-Div I Games:	Ferris St.	82	73
------------------	------------	----	----

Bowling Green

■ Loss, ■ Non-Conf, S Site, H Home A Away N Neutral

Average RPI Win:	283	WON-LOST	WINNING	LAST 10	STRENGTH OF	OPP. STRENGTH	TEAM	ADJ.	CONF.	ADJ CONF.
Average RPI Loss:	156	RECORD	PCT. RANK	GAMES	SCHEDULE	OF SCHEDULE	RPI	RPI	RPI	RPI
DIV. I ONLY	11- 13	206	3- 7	319	255	257	257	24	24	
DIV. I NON-CONF.	5- 5	170	0- 0	262	248	205	205	22	22	

TOTALS	RPI 1-25	RPI 26-50	W-L RECORDS	RPI 51-100	RPI 101-999	RPI 201+				
11- 13	0- 1	0- 0	OVERALL	0- 1	11- 11	10- 4				
5- 6	0- 0	0- 0	HOME	0- 1	5- 5	4- 1				
5- 7	0- 1	0- 0	AWAY	0- 0	5- 6	5- 3				
1- 0	0- 0	0- 0	NEUTRAL	0- 0	1- 0	1- 0				
5- 5	0- 1	0- 0	NON-CONFERENCE	0- 0	5- 4	4- 2				
3- 1	0- 0	0- 0	HOME	0- 0	3- 1	2- 0				
1- 4	0- 1	0- 0	AWAY	0- 0	1- 3	1- 2				
1- 0	0- 0	0- 0	NEUTRAL	0- 0	1- 0	1- 0				
6- 8	0- 0	0- 0	CONFERENCE	0- 1	6- 7	6- 2				
2- 5	0- 0	0- 0	HOME	0- 1	2- 4	2- 1				
4- 3	0- 0	0- 0	AWAY	0- 0	4- 3	4- 1				
0- 0	0- 0	0- 0	NEUTRAL	0- 0	0- 0	0- 0				

RPI 1-25				RPI 26-50				RPI 51-100				RPI 101+				Team's RPI: 257
RPI	S	Opponent	Score	RPI	S	Opponent	Score	RPI	S	Opponent	Score	RPI	S	Opponent	Score	
12	A	Green Bay	40 72					79	H	Drake	75 84	103	A	Missouri St.	54 74	
												103	H	Missouri St.	65 71	
												110	H	Western Ill.	87 80	
												119	H	Cleveland St.	65 67	
												133	A	Northern Ill.	52 76	
												147	A	Southern Ill.	53 62	
												147	H	Southern Ill.	62 63	
												150	H	UNI	40 51	
												217	A	Illinois	62 74	
												222	A	Southeast Mo. St.	53 57	
												238	H	Omaha	69 56	
												242	N	Nicholls St.	75 65	
												251	A	Illinois St.	62 42	
												277	A	Indiana St.	50 65	
												293	A	Valparaiso	88 69	
												293	H	Valparaiso	69 58	
												313	A	Loyola Chicago	59 57	
												313	H	Loyola Chicago	61 71	
												332	H	Ill.-Chicago	58 48	
												346	A	Eastern Ill.	67 52	
												349	A	Evansville	117 59	
												349	H	Evansville	92 47	

LAST 12 Division I GAMES:																
349	H	Evansville	92 47	150	H	UNI	40 51									
147	A	Southern Ill.	53 62	349	A	Evansville	117 59									
103	A	Missouri St.	54 74	277	A	Indiana St.	50 65									
313	H	Loyola Chicago	61 71	103	H	Missouri St.	65 71									
293	H	Valparaiso	69 58	147	H	Southern Ill.	62 63									
79	H	Drake	75 84	293	A	Valparaiso	88 69									

Non-Div I Games: Lincoln (MO) 88 44

Bradley

■ Loss,
 ■ Non-Conf, S Site,
 ■ Home
 ■ Away
 N Neutral

Average RPI	Win: 232	WON-LOST	WINNING	LAST 10	STRENGTH OF	OPP. STRENGTH	TEAM	ADJ.	CONF.	ADJ CONF.
Average RPI	Loss: 94	RECORD	PCT. RANK	GAMES	SCHEDULE	OF SCHEDULE	RPI	RPI	RPI	RPI
DIV. I ONLY	13- 9	128	2- 8	221	122	149	149	9	9	
DIV. I NON-CONF.	11- 1	13	1- 0	314	238	96	96	9	9	

TOTALS	RPI 1-25	RPI 26-50	W-L RECORDS	RPI 51-100	RPI 101-999	RPI 201+				
13- 9	0- 0	0- 2	OVERALL	0- 5	13- 2	9- 1				
5- 5	0- 0	0- 2	HOME	0- 3	5- 0	3- 0				
6- 4	0- 0	0- 0	AWAY	0- 2	6- 2	5- 1				
2- 0	0- 0	0- 0	NEUTRAL	0- 0	2- 0	1- 0				
11- 1	0- 0	0- 1	NON-CONFERENCE	0- 0	11- 0	8- 0				
4- 1	0- 0	0- 1	HOME	0- 0	4- 0	3- 0				
5- 0	0- 0	0- 0	AWAY	0- 0	5- 0	4- 0				
2- 0	0- 0	0- 0	NEUTRAL	0- 0	2- 0	1- 0				
2- 8	0- 0	0- 1	CONFERENCE	0- 5	2- 2	1- 1				
1- 4	0- 0	0- 1	HOME	0- 3	1- 0	0- 0				
1- 4	0- 0	0- 0	AWAY	0- 2	1- 2	1- 1				
0- 0	0- 0	0- 0	NEUTRAL	0- 0	0- 0	0- 0				

Brown

Brown

RPI 1-25				RPI 26-50				RPI 51-100				RPI 101+				Team's RPI: 149	
RPI	S	Opponent	Score	RPI	S	Opponent	Score	RPI	S	Opponent	Score	RPI	S	Opponent	Score		
				34	H	Cal i forni a	79 89	71	A	Harvard	85 87	117	A	Yal e	63 77		
				35	H	Pri nceton	62 77					74	H	Yal e	81 71		
								71	H	Harvard	74 86	178	A	Paci fi c	74 57		
								73	H	Penn	55 88	192	H	Boston U.	92 68		
								91	A	Dartmouth	73 78	200	N	Hampton	73 66		
								91	H	Dartmouth	60 77	209	A	Provi dence	64 59		
												215	A	Col umbi a	84 80		
												245	H	Hol y Cross	82 78		
												248	A	Howard	85 81		
												265	A	Cornel I	68 70		
												268	A	Col gate	83 73		
												273	H	Sacred Heart	102 77		
												287	A	Central Conn. St.	78 55		
												290	H	Bryant	85 62		
												290	N	Bryant	72 60		
LAST 12 Di vi si on I GAMES:																	
				91	H	Dartmouth	60 77	71	A	Harvard	85 87						
				71	H	Harvard	74 86	91	A	Dartmouth	73 78						
				215	A	Col umbi a	84 80	117	H	Yal e	81 71						
				265	A	Cornel I	68 70	117	A	Yal e	63 77						
				35	H	Pri nceton	62 77	248	A	Howard	85 81						
				73	H	Penn	55 88	192	H	Boston U.	92 68						

Non-Di v I Games: Johnson & Wales (RI) 100 79

Brown

Average RPI Win: 284
Average RPI Loss: 189

WON-LOST
RECORD

WINNING
PCT. RANK

LAST 10
GAMES

STRENGTH OF
SCHEDULE

OPP. STRENGTH
OF SCHEDULE

TEAM
RPI

ADJ.
RPI

CONF.
RPI

ADJ CONF.
RPI

DIV. I ONLY	8- 16	258	6- 4	274	301	290	290	29	29
DIV. I NON-CONF.	1- 10	327	0- 0	214	208	325	325	29	29

TOTALS	RPI 1-25	RPI 26-50	W-L RECORDS	RPI 51-100	RPI 101-999	RPI 201+			
8- 16	0- 0	0- 0	OVERALL	0- 2	8- 14	8- 6			
4- 7	0- 0	0- 0	HOME	0- 0	4- 7	4- 3			
3- 8	0- 0	0- 0	AWAY	0- 2	3- 6	3- 3			
1- 1	0- 0	0- 0	NEUTRAL	0- 0	1- 1	1- 0			
1- 10	0- 0	0- 0	NON-CONFERENCE	0- 2	1- 8	1- 2			
0- 4	0- 0	0- 0	HOME	0- 0	0- 4	0- 0			
0- 5	0- 0	0- 0	AWAY	0- 2	0- 3	0- 2			
1- 1	0- 0	0- 0	NEUTRAL	0- 0	1- 1	1- 0			
7- 6	0- 0	0- 0	CONFERENCE	0- 0	7- 6	7- 4			
4- 3	0- 0	0- 0	HOME	0- 0	4- 3	4- 3			
3- 3	0- 0	0- 0	AWAY	0- 0	3- 3	3- 1			
0- 0	0- 0	0- 0	NEUTRAL	0- 0	0- 0	0- 0			

RPI 1-25				RPI 26-50				RPI 51-100				RPI 101+ Team's RPI: 290					
RPI	S	Opponent	Score	RPI	S	Opponent	Score	RPI	S	Opponent	Score	RPI	S	Opponent	Score		
								67	A	James Madison	36	67	130	A	Saint Francis (PA)	69	87
								81	A	Maine	68	70	139	A	Robert Morris	49	72
												149	A	Brown	62	85	
												149	N	Brown	60	72	
												151	H	Binghamton	47	55	
												159	H	Hartford	47	59	
												182	H	New Hampshire	65	74	
												192	H	Boston U.	61	78	
												202	A	Boston College	42	65	
												245	A	Holy Cross	57	59	
												267	H	St. Francis Brooklyn	73	63	
												269	A	Fairleigh Dickinson	65	48	
												269	H	Fairleigh Dickinson	69	77	
												273	A	Sacred Heart	81	73	
												273	H	Sacred Heart	60	56	
												287	A	Central Conn. St.	59	66	
												287	H	Central Conn. St.	66	50	
												288	A	Mt. St. Mary's	67	64	
												288	H	Mt. St. Mary's	63	68	
												289	H	LIU Brooklyn	75	56	
												324	N	Rhode Island	58	52	
												330	H	Wagner	66	75	
LAST 12 Division I GAMES:																	
288	A	Mt. St. Mary's	67	64	267	H	St. Francis Brooklyn	73	63								
287	A	Central Conn. St.	59	66	289	H	LIU Brooklyn	75	56								
273	H	Sacred Heart	60	56	273	A	Sacred Heart	81	73								
269	H	Fairleigh Dickinson	69	77	269	A	Fairleigh Dickinson	65	48								
130	A	Saint Francis (PA)	69	87	287	H	Central Conn. St.	66	50								
139	A	Robert Morris	49	72	288	H	Mt. St. Mary's	63	68								

B
r
y
a
n
tB
r
y
a
n
t

Non-Div I Games:

Bryant

Loss, Non-Conf, S Site, H Home A Away N Neutral

Average RPI Win:	222	WON-LOST	WINNING	LAST 10	STRENGTH OF	OPP. STRENGTH	TEAM	ADJ.	CONF.	ADJ CONF.
Average RPI Loss:	150	RECORD	PCT. RANK	GAMES	SCHEDULE	OF SCHEDULE	RPI	RPI	RPI	RPI
DIV. I ONLY	18- 8	68	9- 1	265	179	123	123	15	15	
DIV. I NON-CONF.	6- 5	153	0- 0	263	230	187	187	18	18	

TOTALS	RPI 1-25	RPI 26-50	W-L RECORDS	RPI 51-100	RPI 101-999	RPI 201+				
18- 8	0- 0	0- 0	OVERALL	1- 3	17- 5	11- 2				
10- 3	0- 0	0- 0	HOME	1- 0	9- 3	5- 2				
8- 5	0- 0	0- 0	AWAY	0- 3	8- 2	6- 0				
0- 0	0- 0	0- 0	NEUTRAL	0- 0	0- 0	0- 0				
6- 5	0- 0	0- 0	NON-CONFERENCE	0- 2	6- 3	4- 1				
3- 2	0- 0	0- 0	HOME	0- 0	3- 2	2- 1				
3- 3	0- 0	0- 0	AWAY	0- 2	3- 1	2- 0				
0- 0	0- 0	0- 0	NEUTRAL	0- 0	0- 0	0- 0				
12- 3	0- 0	0- 0	CONFERENCE	1- 1	11- 2	7- 1				
7- 1	0- 0	0- 0	HOME	1- 0	6- 1	3- 1				
5- 2	0- 0	0- 0	AWAY	0- 1	5- 1	4- 0				
0- 0	0- 0	0- 0	NEUTRAL	0- 0	0- 0	0- 0				

RPI 1-25				RPI 26-50				RPI 51-100				RPI 101+ Team's RPI: 123			
RPI	S	Opponent	Score	RPI	S	Opponent	Score	RPI	S	Opponent	Score	RPI	S	Opponent	Score
								55	A	American	58 68	151	H	Binghamton	64 59
								57	A	Drexel	54 63	152	H	Saint Joseph's	53 77
								75	A	Fordham	62 71	163	H	Army West Point	60 36
								77	H	Navy	47 39	168	A	Pittsburgh	39 57
												179	A	Youngstown St.	66 60
												190	A	Lehigh	62 66
												190	H	Lehigh	59 52
												192	A	Boston U.	63 58
												192	H	Boston U.	67 57
												210	H	Akron	63 52
												228	A	Lafayette	80 57
												228	H	Lafayette	83 53
												245	A	Holy Cross	71 47
												245	H	Holy Cross	72 63
												246	A	Loyola Maryland	74 69
												246	H	Loyola Maryland	65 68
												259	H	St. Bonaventure	48 59
												268	A	Colgate	63 42
												268	H	Colgate	77 57
												284	A	Rider	76 71
												285	H	Canisius	76 57
												337	A	Iona	60 53

LAST 12 Division I GAMES:															
				245	H	Holy Cross	72 63	77	H	Navy	47 39				
				246	A	Loyola Maryland	74 69	245	A	Holy Cross	71 47				
				268	A	Colgate	63 42	246	H	Loyola Maryland	65 68				
				190	H	Lehigh	59 52	268	H	Colgate	77 57				
				228	A	Lafayette	80 57	190	A	Lehigh	62 66				
				192	H	Boston U.	67 57	228	H	Lafayette	83 53				

Non-Div I Games:

Bucknell

Average RPI Win:	135	WON-LOST	WINNING	LAST 10	STRENGTH OF	OPP. STRENGTH	TEAM	ADJ.	CONF.	ADJ CONF.
Average RPI Loss:	110	RECORD	PCT. RANK	GAMES	SCHEDULE	OF SCHEDULE	RPI	RPI	RPI	RPI
DIV. I ONLY	21- 4	16	9- 1	79	72	15	15	8	8	
DIV. I NON-CONF.	9- 2	33	0- 0	199	61	43	43	8	8	

TOTALS	RPI 1-25	RPI 26-50	W-L RECORDS	RPI 51-100	RPI 101-999	RPI 201+				
21- 4	0- 0	2- 2	OVERALL	8- 0	11- 2	7- 1				
10- 0	0- 0	1- 0	HOME	2- 0	7- 0	4- 0				
8- 4	0- 0	1- 2	AWAY	4- 0	3- 2	3- 1				
3- 0	0- 0	0- 0	NEUTRAL	2- 0	1- 0	0- 0				
9- 2	0- 0	0- 1	NON-CONFERENCE	3- 0	6- 1	4- 1				
3- 0	0- 0	0- 0	HOME	0- 0	3- 0	2- 0				
3- 2	0- 0	0- 1	AWAY	1- 0	2- 1	2- 1				
3- 0	0- 0	0- 0	NEUTRAL	2- 0	1- 0	0- 0				
12- 2	0- 0	2- 1	CONFERENCE	5- 0	5- 1	3- 0				
7- 0	0- 0	1- 0	HOME	2- 0	4- 0	2- 0				
5- 2	0- 0	1- 1	AWAY	3- 0	1- 1	1- 0				
0- 0	0- 0	0- 0	NEUTRAL	0- 0	0- 0	0- 0				

RPI 1-25				Team's RPI: 15				RPI 26-50				RPI 51-100				RPI 101+			
RPI	S	Opponent	Score	RPI	S	Opponent	Score	RPI	S	Opponent	Score	RPI	S	Opponent	Score	RPI	S	Opponent	Score
				28	A	Central Mich.	79 86	52	A	St. John's (NY)	73 72	113	H	Western Mich.	71 49				
				28	H	Central Mich.	85 82	60	A	Toledo	84 73	125	H	Delaware	87 73				
				37	A	Ball St.	84 80	60	H	Toledo	87 69	133	A	Northern Ill.	84 86				
				39	A	Arizona St.	57 76	65	N	Nebraska	82 72	135	N	Clemson	61 41				
								86	A	Ohio	67 63	157	H	Kent St.	80 42				
								87	A	Miami (OH)	64 49	204	H	Eastern Mich.	97 92				
								87	H	Miami (OH)	72 67	210	A	Akron	89 66				
								94	N	UNLV	80 53	210	H	Akron	85 71				
												215	A	Columbia	65 63				
												239	A	Niagara	62 75				
												259	A	St. Bonaventure	76 59				
												271	H	UMES	76 41				
												285	H	Canisius	73 47				
LAST 12 Division I GAMES:																			
				210	H	Akron	85 71	204	H	Eastern Mich.	97 92								
				28	H	Central Mich.	85 82	60	H	Toledo	87 69								
				87	A	Miami (OH)	64 49	86	A	Ohio	67 63								
				157	H	Kent St.	80 42	37	A	Ball St.	84 80								
				60	A	Toledo	84 73	87	H	Miami (OH)	72 67								
				28	A	Central Mich.	79 86	133	A	Northern Ill.	84 86								

Non-Div I Games:

Buffalo

Average RPI Win:	186	WON-LOST	WINNING	LAST 10	STRENGTH OF	OPP. STRENGTH	TEAM	ADJ.	CONF.	ADJ CONF.
Average RPI Loss:	62	RECORD	PCT. RANK	GAMES	SCHEDULE	OF SCHEDULE	RPI	RPI	RPI	RPI
DIV. I ONLY	14- 14	175	3- 7	70	84	107	107	6	6	
DIV. I NON-CONF.	8- 4	87	0- 0	119	234	71	71	6	6	

TOTALS	RPI 1-25	RPI 26-50	W-L RECORDS	RPI 51-100	RPI 101-999	RPI 201+				
14- 14	1- 2	1- 5	OVERALL	1- 4	11- 3	8- 1				
7- 6	0- 1	1- 2	HOME	0- 1	6- 2	4- 1				
6- 6	1- 1	0- 3	AWAY	0- 1	5- 1	4- 0				
1- 2	0- 0	0- 0	NEUTRAL	1- 2	0- 0	0- 0				
8- 4	0- 1	0- 1	NON-CONFERENCE	1- 2	7- 0	6- 0				
4- 0	0- 0	0- 0	HOME	0- 0	4- 0	3- 0				
3- 2	0- 1	0- 1	AWAY	0- 0	3- 0	3- 0				
1- 2	0- 0	0- 0	NEUTRAL	1- 2	0- 0	0- 0				
6- 10	1- 1	1- 4	CONFERENCE	0- 2	4- 3	2- 1				
3- 6	0- 1	1- 2	HOME	0- 1	2- 2	1- 1				
3- 4	1- 0	0- 2	AWAY	0- 1	2- 1	1- 0				
0- 0	0- 0	0- 0	NEUTRAL	0- 0	0- 0	0- 0				

RPI 1-25					RPI 26-50					RPI 51-100					RPI 101+ Team's RPI: 107				
RPI	S	Opponent	Score		RPI	S	Opponent	Score		RPI	S	Opponent	Score		RPI	S	Opponent	Score	
23	A	Villanova	76	53	29	A	Marquette	67	69	52	A	St. John's (NY)	38	76	101	A	Seton Hall	64 75	
23	H	Villanova	67	69	29	H	Marquette	59	78	52	H	St. John's (NY)	55	73	101	H	Seton Hall	66 48	
24	A	South Fla.	55	71	33	A	DePaul	65	87	57	N	Drexel	62	76	116	A	Georgetown	66 57	
					33	H	DePaul	68	86	66	N	West Virginia	68	75	116	H	Georgetown	52 63	
					37	A	Ball St.	75	87	72	N	Virginia Tech	79	77	187	H	Wisconsin	69 62	
					42	H	Creighton	59	53						209	A	Providence	69 48	
															209	H	Providence	68 57	
															214	H	Xavier	62 69	
															243	H	Austin Peay	75 54	
															251	A	Illinois St.	56 45	
															258	H	Lipscomb	70 58	
															277	A	Indiana St.	60 51	
															297	A	Murray St.	88 59	
															313	H	Loyola Chicago	64 52	
LAST 12 Division I GAMES:																			
					209	A	Providence	69	48	116	H	Georgetown	52	63					
					29	H	Marquette	59	78	209	H	Providence	68	57					
					33	H	DePaul	68	86	42	H	Creighton	59	53					
					101	A	Seton Hall	64	75	33	A	DePaul	65	87					
					52	A	St. John's (NY)	38	76	29	A	Marquette	67	69					
					23	H	Villanova	67	69	52	H	St. John's (NY)	55	73					

Non-Div I Games:

Butler

Average RPI Win: 284				WON-LOST RECORD		WINNING PCT. RANK		LAST 10 GAMES		STRENGTH OF SCHEDULE		OPP. STRENGTH OF SCHEDULE		TEAM RPI		ADJ. RPI		CONF. RPI		ADJ. CONF. RPI	
Average RPI Loss: 178																					
DIV. I ONLY				13- 10		134		8- 2		334		280		216		216		31		31	
DIV. I NON-CONF.				4- 8		239		0- 1		273		177		242		242		31		31	
TOTALS				RPI 1-25		RPI 26-50		W-L RECORDS		RPI 51-100		RPI 101-999		RPI 201+							
13- 10				0- 1		0- 0		OVERALL		0- 1		13- 8		12- 5							
7- 2				0- 0		0- 0		HOME		0- 0		7- 2		7- 1							
6- 8				0- 1		0- 0		AWAY		0- 1		6- 6		5- 4							
0- 0				0- 0		0- 0		NEUTRAL		0- 0		0- 0		0- 0							
4- 8				0- 1		0- 0		NON-CONFERENCE		0- 1		4- 6		3- 3							
2- 1				0- 0		0- 0		HOME		0- 0		2- 1		2- 0							
2- 7				0- 1		0- 0		AWAY		0- 1		2- 5		1- 3							
0- 0				0- 0		0- 0		NEUTRAL		0- 0		0- 0		0- 0							
9- 2				0- 0		0- 0		CONFERENCE		0- 0		9- 2		9- 2							
5- 1				0- 0		0- 0		HOME		0- 0		5- 1		5- 1							
4- 1				0- 0		0- 0		AWAY		0- 0		4- 1		4- 1							
0- 0				0- 0		0- 0		NEUTRAL		0- 0		0- 0		0- 0							

RPI 1-25				RPI 26-50				RPI 51-100				RPI 101+				Team's RPI: 216	
RPI	S	Opponent	Score	RPI	S	Opponent	Score	RPI	S	Opponent	Score	RPI	S	Opponent	Score		
13	A	Stanford	34 57					68	A	South Dakota	50 66	161	A	Cal Poly	57 59		
												164	A	Boise St.	65 59		
												165	H	UC Irvine	59 72		
												169	A	UTEP	56 67		
												205	A	SMU	29 41		
												220	H	Seattle U	75 68		
												229	A	UC Riverside	65 68		
												235	A	New Mexico St.	48 56		
												235	H	New Mexico St.	62 52		
												238	H	Omaha	52 43		
												250	A	San Jose St.	57 67		
												276	A	Grand Canyon	69 40		
												282	A	UMKC	76 62		
												282	H	UMKC	58 60		
												308	A	UTRGV	67 64		
												308	H	UTRGV	71 30		
												322	A	Southern Utah	46 45		
												325	H	Cal St. Fullerton	55 43		
												327	H	Utah Valley	63 58		
												345	A	Chicago St.	63 36		
												345	H	Chicago St.	63 49		
LAST 12 Division I GAMES:																	
				276	A	Grand Canyon	69 40					345	H	Chicago St.	63 49		
				308	H	UTRGV	71 30					282	H	UMKC	58 60		
				235	H	New Mexico St.	62 52					235	A	New Mexico St.	48 56		
				282	A	UMKC	76 62					308	A	UTRGV	67 64		
				345	A	Chicago St.	63 36					327	H	Utah Valley	63 58		
				220	H	Seattle U	75 68					165	H	UC Irvine	59 72		

Non-Div I Games:	Fresno Pacific	74	63	Whittier	72	35
------------------	----------------	----	----	----------	----	----

CSU Bakersfield

■ Loss, ■ Non-Conf, S Site, H Home A Away N Neutral

Average RPI Win:	221	WON-LOST	WINNING	LAST 10	STRENGTH OF	OPP. STRENGTH	TEAM	ADJ.	CONF.	ADJ CONF.
Average RPI Loss:	173	RECORD	PCT. RANK	GAMES	SCHEDULE	OF SCHEDULE	RPI	RPI	RPI	RPI
DIV. I ONLY	13- 13	175	6- 4	215	223	206	206	21	21	
DIV. I NON-CONF.	6- 7	184	0- 0	198	254	223	223	20	20	

TOTALS	RPI 1-25	RPI 26-50	W-L RECORDS	RPI 51-100	RPI 101-999	RPI 201+				
13- 13	0- 1	0- 0	OVERALL	1- 1	12- 11	8- 5				
8- 5	0- 0	0- 0	HOME	1- 0	7- 5	5- 2				
5- 7	0- 1	0- 0	AWAY	0- 1	5- 5	3- 3				
0- 1	0- 0	0- 0	NEUTRAL	0- 0	0- 1	0- 0				
6- 7	0- 1	0- 0	NON-CONFERENCE	0- 0	6- 6	4- 3				
4- 3	0- 0	0- 0	HOME	0- 0	4- 3	3- 1				
2- 3	0- 1	0- 0	AWAY	0- 0	2- 2	1- 2				
0- 1	0- 0	0- 0	NEUTRAL	0- 0	0- 1	0- 0				
7- 6	0- 0	0- 0	CONFERENCE	1- 1	6- 5	4- 2				
4- 2	0- 0	0- 0	HOME	1- 0	3- 2	2- 1				
3- 4	0- 0	0- 0	AWAY	0- 1	3- 3	2- 1				
0- 0	0- 0	0- 0	NEUTRAL	0- 0	0- 0	0- 0				

RPI 1-25				RPI 26-50				RPI 51-100				RPI 101+				Team's RPI: 206
RPI	S	Opponent	Score	RPI	S	Opponent	Score	RPI	S	Opponent	Score	RPI	S	Opponent	Score	
8	A	Oregon	43 91					63	A	UC Davis	46 72	111	N	Milwaukee	50 58	
								63	H	UC Davis	75 71	129	H	Fresno St.	85 72	
												131	H	Idaho	75 80	
												142	A	Loyola Marymount	75 68	
												161	A	Cal Poly	71 84	
												161	H	Cal Poly	86 66	
												165	A	UC Irvine	47 56	
												170	H	Weber St.	61 64	
												189	A	UC Santa Barbara	48 30	
												189	H	UC Santa Barbara	73 74	
												220	H	Seattle U	67 62	
												224	A	New Orleans	73 76	
												229	A	UC Riverside	58 69	
												229	H	UC Riverside	60 55	
												238	H	Omaha	60 68	
												244	A	San Diego St.	55 58	
												247	A	Hawaii	70 58	
												250	A	San Jose St.	76 59	
												279	H	Arizona	66 63	
												312	H	Northern Ariz.	78 69	
												321	H	Long Beach St.	51 59	
												325	A	Cal St. Fullerton	70 68	
												325	H	Cal St. Fullerton	65 41	

LAST 12 Division I GAMES:																
161	H	Cal Poly	86 66	165	A	UC Irvine	47 56									
229	A	UC Riverside	58 69	247	A	Hawaii	70 58									
63	A	UC Davis	46 72	229	H	UC Riverside	60 55									
321	H	Long Beach St.	51 59	325	H	Cal St. Fullerton	65 41									
63	H	UC Davis	75 71	161	A	Cal Poly	71 84									
189	A	UC Santa Barbara	48 30	189	H	UC Santa Barbara	73 74									

Non-Div I Games: Biola 68 51

CSUN

C
a
l
P
o
l
y

Cal Poly		Through Games Of Feb. 17, 2018									
Average RPI	Win: 252	WON-LOST	WINNING	LAST 10	STRENGTH OF	OPP. STRENGTH	TEAM	ADJ.	CONF.	ADJ CONF.	
Average RPI	Loss: 145	RECORD	PCT. RANK	GAMES	SCHEDULE	OF SCHEDULE	RPI	RPI	RPI	RPI	
DIV. I ONLY	13- 11	147	6- 4	201	266	161	161	21	21		
DIV. I NON-CONF.	5- 6	187	0- 0	185	321	184	184	20	20		

TOTALS	RPI 1-25	RPI 26-50	W-L RECORDS	RPI 51-100	RPI 101-999	RPI 201+					
13- 11	0- 0	0- 1	OVERALL	0- 3	13- 7	11- 2					
8- 2	0- 0	0- 0	HOME	0- 1	8- 1	6- 0					
5- 9	0- 0	0- 1	AWAY	0- 2	5- 6	5- 2					
0- 0	0- 0	0- 0	NEUTRAL	0- 0	0- 0	0- 0					
5- 6	0- 0	0- 1	NON-CONFERENCE	0- 1	5- 4	4- 1					
3- 1	0- 0	0- 0	HOME	0- 0	3- 1	2- 0					
2- 5	0- 0	0- 1	AWAY	0- 1	2- 3	2- 1					
0- 0	0- 0	0- 0	NEUTRAL	0- 0	0- 0	0- 0					
8- 5	0- 0	0- 0	CONFERENCE	0- 2	8- 3	7- 1					
5- 1	0- 0	0- 0	HOME	0- 1	5- 0	4- 0					
3- 4	0- 0	0- 0	AWAY	0- 1	3- 3	3- 1					
0- 0	0- 0	0- 0	NEUTRAL	0- 0	0- 0	0- 0					

RPI 1-25				RPI 26-50				RPI 51-100				RPI 101+ Team's RPI: 161			
RPI	S	Opponent	Score	RPI	S	Opponent	Score	RPI	S	Opponent	Score	RPI	S	Opponent	Score
				40	A	Minnesota	68 112	63	A	UC Davis	77 85	139	H	Robert Morris	50 66
								63	H	UC Davis	76 80	154	A	San Francisco	71 83
								78	A	Saint Mary's (CA)	64 82	154	H	San Francisco	88 83
												165	A	UC Irvine	66 107
												165	H	UC Irvine	79 76
												173	A	Eastern Wash.	72 75
												189	A	UC Santa Barbara	68 73
												206	A	CSUN	66 86
												206	H	CSUN	84 71
												216	H	CSU Bakersfield	59 57
												229	A	UC Riverside	87 82
												229	H	UC Riverside	91 73
												247	H	Hawaii	52 50
												275	A	North Dakota St.	73 69
												276	H	Grand Canyon	75 69
												312	A	Northern Ariz.	89 73
												321	A	Long Beach St.	75 64
												321	H	Long Beach St.	70 61
												325	A	Cal St. Fullerton	72 63
												327	A	Utah Valley	70 89

LAST 12 Division I GAMES:															
				206	A	CSUN	66 86	325	A	Cal St. Fullerton	72 63				
				165	A	UC Irvine	66 107	321	A	Long Beach St.	75 64				
				321	H	Long Beach St.	70 61	63	H	UC Davis	76 80				
				63	A	UC Davis	77 85	165	H	UC Irvine	79 76				
				229	H	UC Riverside	91 73	206	H	CSUN	84 71				
				247	H	Hawaii	52 50	189	A	UC Santa Barbara	68 73				

Non-Div I Games: Cal St. Monterey Bay77 44

Cal Poly

C
a
l
P
o
l
y

Cal St. Fullerton				Through Games Of Feb. 17, 2018							
Average RPI	Win:	298	WON-LOST	WINNING	LAST 10	STRENGTH OF	OPP. STRENGTH	TEAM	ADJ.	CONF.	ADJ CONF.
Average RPI	Loss:	196	RECORD	PCT. RANK	GAMES	SCHEDULE	OF SCHEDULE	RPI	RPI	RPI	RPI
DIV. I ONLY			6- 18	300	1- 9	324	260	325	325	21	21
DIV. I NON-CONF.			4- 8	239	0- 0	307	330	287	287	20	20

TOTALS		RPI 1-25		RPI 26-50		W-L RECORDS		RPI 51-100		RPI 101-999	RPI 201+
6- 18		0- 0		0- 0		OVERALL		0- 1		6- 17	6- 8
4- 6		0- 0		0- 0		HOME		0- 0		4- 6	4- 1
2- 11		0- 0		0- 0		AWAY		0- 1		2- 10	2- 7
0- 1		0- 0		0- 0		NEUTRAL		0- 0		0- 1	0- 0
4- 8		0- 0		0- 0		NON-CONFERENCE		0- 0		4- 8	4- 3
2- 2		0- 0		0- 0		HOME		0- 0		2- 2	2- 0
2- 5		0- 0		0- 0		AWAY		0- 0		2- 5	2- 3
0- 1		0- 0		0- 0		NEUTRAL		0- 0		0- 1	0- 0
2- 10		0- 0		0- 0		CONFERENCE		0- 1		2- 9	2- 5
2- 4		0- 0		0- 0		HOME		0- 0		2- 4	2- 1
0- 6		0- 0		0- 0		AWAY		0- 1		0- 5	0- 4
0- 0		0- 0		0- 0		NEUTRAL		0- 0		0- 0	0- 0

RPI 1-25				RPI 26-50				RPI 51-100				RPI 101+ Team's RPI: 325					
RPI	S	Opponent	Score	RPI	S	Opponent	Score	RPI	S	Opponent	Score	RPI	S	Opponent	Score		
								63	A	UC Davis	53	67	131	A	Idaho	60	80
													161	H	Cal Poly	63	72
													165	H	UC Irvine	60	76
													169	H	UTEP	91	92
													172	H	Denver	58	83
													178	A	Pacific	65	81
													186	N	Oral Roberts	50	60
													189	A	UC Santa Barbara	59	78
													189	H	UC Santa Barbara	52	59
													206	A	CSUN	41	65
													206	H	CSUN	68	70
													216	A	CSU Bakersfield	43	55
													229	A	UC Riverside	50	63
													244	A	San Diego St.	58	59
													247	A	Hawaii	54	59
													247	H	Hawaii	69	57
													249	A	Montana	47	68
													283	A	Santa Clara	73	69
													294	H	UTSA	55	46
													316	H	Portland	66	61
													321	A	Long Beach St.	47	67
													321	H	Long Beach St.	67	61
													327	A	Utah Valley	73	36
LAST 12 Division I GAMES:																	
321	A	Long Beach St.	47	67	63	A	UC Davis	53	67								
189	A	UC Santa Barbara	59	78	206	A	CSUN	41	65								
189	H	UC Santa Barbara	52	59	229	A	UC Riverside	50	63								
247	A	Hawaii	54	59	321	H	Long Beach St.	67	61								
165	H	UC Irvine	60	76	206	H	CSUN	68	70								
161	H	Cal Poly	63	72	247	H	Hawaii	69	57								

Non-Div I Games: Antelope Valley 74 48

Cal St. Fullerton

C
a
m
p
b
e
l
l

Campbell I				Through Games Of Feb. 17, 2018							
Average RPI	Win:	281	WON-LOST	WINNING	LAST 10	STRENGTH OF	OPP. STRENGTH	TEAM	ADJ.	CONF.	ADJ CONF.
Average RPI	Loss:	196	RECORD	PCT. RANK	GAMES	SCHEDULE	OF SCHEDULE	RPI	RPI	RPI	RPI
DIV. I ONLY			11- 12	197	4- 6	333	310	262	262	27	27
DIV. I NON-CONF.			5- 4	146	0- 0	324	274	233	233	28	28

TOTALS		RPI 1-25	RPI 26-50		W-L RECORDS		RPI 51-100	RPI 101-999	RPI 201+		
11- 12	0- 0	0- 0		OVERALL		0- 3	11- 9	10- 6			
5- 6	0- 0	0- 0		HOME		0- 2	5- 4	5- 2			
6- 6	0- 0	0- 0		AWAY		0- 0	6- 4	5- 4			
0- 0	0- 0	0- 0		NEUTRAL		0- 0	0- 0	0- 0			
5- 4	0- 0	0- 0		NON-CONFERENCE		0- 1	5- 3	5- 2			
2- 2	0- 0	0- 0		HOME		0- 1	2- 1	2- 1			
3- 2	0- 0	0- 0		AWAY		0- 0	3- 2	3- 1			
0- 0	0- 0	0- 0		NEUTRAL		0- 0	0- 0	0- 0			
6- 8	0- 0	0- 0		CONFERENCE		0- 2	6- 6	5- 4			
3- 4	0- 0	0- 0		HOME		0- 1	3- 3	3- 1			
3- 4	0- 0	0- 0		AWAY		0- 1	3- 3	2- 3			
0- 0	0- 0	0- 0		NEUTRAL		0- 0	0- 0	0- 0			

RPI 1-25				RPI 26-50				RPI 51-100				RPI 101+ Team's RPI: 262					
RPI	S	Opponent	Score	RPI	S	Opponent	Score	RPI	S	Opponent	Score	RPI	S	Opponent	Score		
								61	H	Mercer	57	58	148	H	Radford	50	51
								85	A	Li berty	42	60	157	A	Kansas	48	66
								85	H	Li berty	33	46	198	A	Hi gh Poi nt	51	44
												198	H	Hi gh Poi nt	53	62	
												213	H	Norfolk St.	27	53	
												219	A	Gardner-Webb	73	44	
												223	H	UNC Asheville	52	60	
												226	A	UNCG	72	61	
												248	A	Howard	61	63	
												253	A	Col . of Charleston	53	45	
												272	A	Presbyteri an	59	65	
												272	H	Presbyteri an	53	40	
												286	H	USC Upstate	69	49	
												306	H	Western Caro.	58	51	
												309	A	Charleston So.	59	63	
												309	H	Charleston So.	58	49	
												333	A	N. C. Central	58	51	
												341	A	Winthrop	72	48	
												347	A	Longwood	50	57	
												347	H	Longwood	58	48	
LAST 12 Division I GAMES:																	
347				50				347				58				48	
272				53				219				73				44	
85				33				85				42				60	
309				59				198				53				62	
198				51				272				59				65	
148				50				309				58				49	

Non-Div I Games: William Peace 94 42 Columbia Int'l 78 39

Campbell

C
a
m
p
b
e
l
l

Canisius					Through Games Of Feb. 17, 2018						
Average RPI	Win:	282	WON-LOST	WINNING	LAST 10	STRENGTH OF	OPP. STRENGTH	TEAM	ADJ.	CONF.	ADJ CONF.
Average RPI	Loss:	180	RECORD	PCT. RANK	GAMES	SCHEDULE	OF SCHEDULE	RPI	RPI	RPI	RPI
DIV. I ONLY			9- 17	255	6- 4	272	293	285	285	28	28
DIV. I NON-CONF.			2- 9	295	0- 0	217	263	299	299	26	26

TOTALS		RPI 1-25		RPI 26-50		W-L RECORDS		RPI 51-100		RPI 101-999	RPI 201+
9- 17		0- 1		0- 0		OVERALL		0- 3		9- 13	8- 8
5- 8		0- 0		0- 0		HOME		0- 1		5- 7	4- 5
4- 8		0- 0		0- 0		AWAY		0- 1		4- 0	4- 0
0- 1		0- 0		0- 0		NEUTRAL		0- 0		0- 1	0- 0
2- 9		0- 1		0- 0		NON-CONFERENCE		0- 1		2- 7	2- 4
1- 4		0- 0		0- 0		HOME		0- 0		1- 4	1- 3
1- 4		0- 1		0- 0		AWAY		0- 1		1- 2	1- 1
0- 1		0- 0		0- 0		NEUTRAL		0- 0		0- 1	0- 0
7- 8		0- 0		0- 0		CONFERENCE		0- 2		7- 6	6- 4
4- 4		0- 0		0- 0		HOME		0- 1		4- 3	3- 2
3- 4		0- 0		0- 0		AWAY		0- 1		3- 3	3- 2
0- 0		0- 0		0- 0		NEUTRAL		0- 0		0- 0	0- 0

RPI 1-25				RPI 26-50				RPI 51-100				RPI 101+ Team's RPI: 285			
RPI	S	Opponent	Score	RPI	S	Opponent	Score	RPI	S	Opponent	Score	RPI	S	Opponent	Score
15	A	Buffalo	47 73					51	A	Qui nni pi ac	39 64	114	N	Mi ddl e Tenn.	45 55
								51	H	Qui nni pi ac	55 84	123	A	Bucknel l	57 76
								87	A	Mi ami (OH)	47 72	155	A	Marist	47 58
												155	H	Marist	53 78
												194	H	Si ena	65 57
												195	H	Morehead St.	52 76
												212	A	Bowl ing Green	71 57
												221	H	Oakl and	48 83
												239	H	Ni agara	64 60
												252	A	Manhattan	39 58
												252	H	Manhattan	56 59
												256	H	Fairfi eld	52 56
												259	H	St. Bonaventure	71 69
												265	H	Cornel l	59 67
												268	H	Col gate	63 70
												284	A	Ri der	54 70
												299	A	Monmouth	60 48
												299	H	Monmouth	62 50
												308	A	UTRGV	46 63
												337	A	I ona	53 49
												348	A	Saint Peter's	66 53
												348	H	Saint Peter's	52 49

LAST 12 Di vi si on I GAMES:															
299	H	Monmouth	62 50	51	H	Qui nni pi ac	55 84								
155	A	Marist	47 58	299	A	Monmouth	60 48								
51	A	Qui nni pi ac	39 64	348	A	Saint Peter's	66 53								
348	H	Saint Peter's	52 49	194	H	Si ena	65 57								
239	H	Ni agara	64 60	252	H	Manhattan	56 59								
155	H	Marist	53 78	284	A	Ri der	54 70								

Non-Di v I Games:

Average RPI Win:	259	WON-LOST	WINNING	LAST 10	STRENGTH OF	OPP. STRENGTH	TEAM	ADJ.	CONF.	ADJ CONF.
Average RPI Loss:	117	RECORD	PCT. RANK	GAMES	SCHEDULE	OF SCHEDULE	RPI	RPI	RPI	RPI
DIV. I ONLY	14- 7	80	7- 3	251	231	118	118	26	26	
DIV. I NON-CONF.	3- 4	209	0- 0	50	29	83	83	25	25	

TOTALS	RPI 1-25	RPI 26-50	W-L RECORDS	RPI 51-100	RPI 101-999	RPI 201+				
14- 7	0- 3	0- 0	OVERALL	0- 0	14- 4	12- 2				
7- 1	0- 0	0- 0	HOME	0- 0	7- 1	6- 1				
5- 6	0- 0	0- 0	AWAY	0- 0	5- 0	5- 0				
2- 0	0- 0	0- 0	NEUTRAL	0- 0	2- 0	1- 0				
3- 4	0- 3	0- 0	NON-CONFERENCE	0- 0	3- 1	2- 0				
1- 0	0- 0	0- 0	HOME	0- 0	1- 0	1- 0				
0- 4	0- 3	0- 0	AWAY	0- 0	0- 1	0- 0				
2- 0	0- 0	0- 0	NEUTRAL	0- 0	2- 0	1- 0				
11- 3	0- 0	0- 0	CONFERENCE	0- 0	11- 3	10- 2				
6- 1	0- 0	0- 0	HOME	0- 0	6- 1	5- 1				
5- 2	0- 0	0- 0	AWAY	0- 0	5- 2	5- 1				
0- 0	0- 0	0- 0	NEUTRAL	0- 0	0- 0	0- 0				

RPI 1-25				RPI 26-50				RPI 51-100				RPI 101+ Team's RPI: 118			
RPI	S	Opponent	Score	RPI	S	Opponent	Score	RPI	S	Opponent	Score	RPI	S	Opponent	Score
6	A	Baylor	55 86									109	H	Lamar University	51 39
9	A	Tennessee	34 77									126	A	SFA	46 59
21	A	Texas A&M	61 72									135	N	Clemson	53 47
												144	A	South Ala.	43 64
												224	H	New Orleans	48 52
												225	H	Abilene Christian	63 45
												236	A	A&M-Corpus Christi	58 50
												242	A	Nicholls St.	69 48
												242	H	Nicholls St.	60 42
												266	A	McNeese	51 45
												275	N	North Dakota St.	68 45
												292	A	Southeastern La.	70 78
												292	H	Southeastern La.	63 47
												304	H	Alcorn	75 52
												310	A	Incarnate Word	57 35
												323	A	Northwestern St.	61 53
												326	H	Houston Baptist	64 56
												335	H	Sam Houston St.	69 44

LAST 12 Division I GAMES:															
242	H	Nicholls St.	60 42	225	H	Abilene Christian	63 45								
266	A	McNeese	51 45	224	H	New Orleans	48 52								
326	H	Houston Baptist	64 56	242	A	Nicholls St.	69 48								
292	A	Southeastern La.	70 78	310	A	Incarnate Word	57 35								
323	A	Northwestern St.	61 53	109	H	Lamar University	51 39								
126	A	SFA	46 59	335	H	Sam Houston St.	69 44								

Non-Div I Games: Central Baptist 75 34 Williams Baptist 77 31 Crowley's Ridge 106 23 Hendrix 79 22 Central Ark.

Average RPI Win:	294	WON-LOST	WINNING	LAST 10	STRENGTH OF	OPP. STRENGTH	TEAM	ADJ.	CONF.	ADJ CONF.
Average RPI Loss:	175	RECORD	PCT. RANK	GAMES	SCHEDULE	OF SCHEDULE	RPI	RPI	RPI	RPI
DIV. I ONLY	6- 18	300	5- 5	171	311	287	287	29	29	
DIV. I NON-CONF.	0- 11	337	0- 0	51	194	286	286	29	29	

TOTALS	RPI 1-25	RPI 26-50	W-L RECORDS	RPI 51-100	RPI 101-999	RPI 201+				
6- 18	0- 0	0- 1	OVERALL	0- 4	6- 13	6- 7				
4- 7	0- 0	0- 0	HOME	0- 1	4- 6	4- 4				
2- 11	0- 0	0- 1	AWAY	0- 3	2- 7	2- 3				
0- 0	0- 0	0- 0	NEUTRAL	0- 0	0- 0	0- 0				
0- 11	0- 0	0- 1	NON-CONFERENCE	0- 4	0- 6	0- 2				
0- 4	0- 0	0- 0	HOME	0- 1	0- 3	0- 1				
0- 7	0- 0	0- 1	AWAY	0- 3	0- 3	0- 1				
0- 0	0- 0	0- 0	NEUTRAL	0- 0	0- 0	0- 0				
6- 7	0- 0	0- 0	CONFERENCE	0- 0	6- 7	6- 5				
4- 3	0- 0	0- 0	HOME	0- 0	4- 3	4- 3				
2- 4	0- 0	0- 0	AWAY	0- 0	2- 4	2- 2				
0- 0	0- 0	0- 0	NEUTRAL	0- 0	0- 0	0- 0				

RPI 1-25				RPI 26-50				RPI 51-100				RPI 101+				Team's RPI: 287
RPI	S	Opponent	Score	RPI	S	Opponent	Score	RPI	S	Opponent	Score	RPI	S	Opponent	Score	
				30	A	Virginia	59 103	64	A	Duquesne	58 83	117	H	Yale	62 75	
								66	A	West Virginia	52 102	130	A	Saint Francis (PA)	59 87	
								81	H	Albany (NY)	60 72	139	A	Robert Morris	47 66	
								83	A	Penn St.	66 83	149	H	Brown	55 78	
												159	A	Hartford	52 68	
												184	A	Stony Brook	55 60	
												260	H	Morgan St.	41 61	
												267	H	St. Francis Brooklyn	70 78	
												269	A	Fairleigh Dickinson	49 78	
												269	H	Fairleigh Dickinson	76 56	
												273	A	Sacred Heart	73 71	
												273	H	Sacred Heart	69 59	
												288	H	Mt. St. Mary's	56 68	
												289	H	LIU Brooklyn	54 61	
												290	A	Bryant	50 66	
												290	H	Bryant	66 59	
												291	A	Vermont	48 62	
												330	A	Wagner	66 64	
												330	H	Wagner	59 56	

LAST 12 Division I GAMES:																
				330	A	Wagner	66 64	289	H	LIU Brooklyn	54 61					
				290	H	Bryant	66 59	267	H	St. Francis Brooklyn	70 78					
				269	H	Fairleigh Dickinson	76 56	269	A	Fairleigh Dickinson	49 78					
				273	A	Sacred Heart	73 71	273	H	Sacred Heart	69 59					
				139	A	Robert Morris	47 66	290	A	Bryant	50 66					
				130	A	Saint Francis (PA)	59 87	330	H	Wagner	59 56					

Non-Div I Games:

Central Conn. St.

Average RPI Win:	150	WON-LOST	WINNING	LAST 10	STRENGTH OF	OPP. STRENGTH	TEAM	ADJ.	CONF.	ADJ CONF.
Average RPI Loss:	43	RECORD	PCT. RANK	GAMES	SCHEDULE	OF SCHEDULE	RPI	RPI	RPI	RPI
DIV. I ONLY	20- 4	18	9- 1	88	76	28	28	8	8	
DIV. I NON-CONF.	7- 3	74	0- 0	190	52	90	90	8	8	

TOTALS	RPI 1-25	RPI 26-50	W-L RECORDS	RPI 51-100	RPI 101-999	RPI 201+				
20- 4	1- 1	1- 1	OVERALL	4- 2	14- 0	8- 0				
9- 2	1- 0	0- 1	HOME	2- 1	6- 0	3- 0				
9- 2	0- 1	1- 0	AWAY	2- 1	6- 0	4- 0				
2- 0	0- 0	0- 0	NEUTRAL	0- 0	2- 0	1- 0				
7- 3	0- 0	0- 1	NON-CONFERENCE	0- 2	7- 0	4- 0				
2- 2	0- 0	0- 1	HOME	0- 1	2- 0	1- 0				
3- 1	0- 0	0- 0	AWAY	0- 1	3- 0	2- 0				
2- 0	0- 0	0- 0	NEUTRAL	0- 0	2- 0	1- 0				
13- 1	1- 1	1- 0	CONFERENCE	4- 0	7- 0	4- 0				
7- 0	1- 0	0- 0	HOME	2- 0	4- 0	2- 0				
6- 1	0- 1	1- 0	AWAY	2- 0	3- 0	2- 0				
0- 0	0- 0	0- 0	NEUTRAL	0- 0	0- 0	0- 0				

RPI 1-25				RPI 26-50				RPI 51-100				RPI 101+			
RPI	S	Opponent	Score	RPI	S	Opponent	Score	RPI	S	Opponent	Score	RPI	S	Opponent	Score
15	A	Buffalo	82 85	37	A	Ball St.	69 65	51	H	Quinnipiac	70 84	112	N	Iowa St.	81 60
15	H	Buffalo	86 79	41	H	Purdue	69 79	60	H	Tolledo	85 47	113	H	Western Mich.	74 70
								64	A	Duquesne	61 64	127	H	Vanderbilt	92 75
								86	A	Ohio	74 72	133	A	Northern Ill.	81 78
								86	H	Ohio	82 58	153	A	SIUE	94 56
								87	A	Miami (OH)	84 66	157	H	Kent St.	88 84
												204	A	Eastern Mich.	95 72
												204	H	Eastern Mich.	95 82
												210	A	Akron	95 86
												212	H	Bowling Green	90 54
												221	A	Oakland	103 85
												244	N	San Diego St.	85 76
												253	H	Col. of Charleston	79 58
												277	A	Indiana St.	77 67

LAST 12 Division I GAMES:															
204	H	Eastern Mich.	95 82	113	H	Western Mich.	74 70								
15	A	Buffalo	82 85	210	A	Akron	95 86								
60	H	Tolledo	85 47	133	A	Northern Ill.	81 78								
86	A	Ohio	74 72	157	H	Kent St.	88 84								
204	A	Eastern Mich.	95 72	212	H	Bowling Green	90 54								
15	H	Buffalo	86 79	87	A	Miami (OH)	84 66								

Non-Div I Games: Aquinas 96 47

Central Mich.

Average RPI Win: 310		WON-LOST RECORD		WINNING PCT. RANK		LAST 10 GAMES		STRENGTH OF SCHEDULE		OPP. STRENGTH OF SCHEDULE		TEAM RPI		ADJ. RPI		CONF. RPI		ADJ. CONF. RPI	
Average RPI Loss: 197																			
DIV. I ONLY		7- 15		268		4- 6		314		331		309		309		27		27	
DIV. I NON-CONF.		2- 6		280		0- 0		337		223		334		334		28		28	
TOTALS		RPI 1-25		RPI 26-50		W-L RECORDS		RPI 51-100		RPI 101-999		RPI 201+							
7- 15		0- 0		0- 0		OVERALL		0- 2		7- 13		7- 8							
4- 6		0- 0		0- 0		HOME		0- 0		4- 6		4- 4							
3- 8		0- 0		0- 0		AWAY		0- 0		3- 3		3- 2							
0- 1		0- 0		0- 0		NEUTRAL		0- 0		0- 1		0- 0							
2- 6		0- 0		0- 0		NON-CONFERENCE		0- 1		2- 5		2- 3							
1- 2		0- 0		0- 0		HOME		0- 0		1- 2		1- 2							
1- 3		0- 0		0- 0		AWAY		0- 1		1- 2		1- 1							
0- 1		0- 0		0- 0		NEUTRAL		0- 0		0- 1		0- 0							
5- 9		0- 0		0- 0		CONFERENCE		0- 1		5- 8		5- 5							
3- 4		0- 0		0- 0		HOME		0- 0		3- 4		3- 2							
2- 5		0- 0		0- 0		AWAY		0- 1		2- 4		2- 3							
0- 0		0- 0		0- 0		NEUTRAL		0- 0		0- 0		0- 0							

RPI 1-25				RPI 26-50				RPI 51-100				RPI 101+				Team's RPI: 309	
RPI	S	Opponent	Score	RPI	S	Opponent	Score	RPI	S	Opponent	Score	RPI	S	Opponent	Score		
								62	A	Georgia Tech	51	78	135	A	Clemson	30	66
								85	A	Liberty	53	63	148	A	Radford	57	74
													148	H	Radford	56	61
													159	N	Hartford	43	62
													198	H	High Point	74	75
													219	A	Gardner-Webb	52	68
													219	H	Gardner-Webb	59	75
													223	A	UNC Asheville	69	71
													223	H	UNC Asheville	61	78
													258	H	Lipscomb	54	58
													262	A	Campbell	49	58
													262	H	Campbell	63	59
													272	A	Presbyterian	64	61
													298	A	Wofford	68	45
													300	H	Coppin St.	72	58
													302	A	FIU	70	77
													317	H	South Carolina St.	58	60
													341	H	Winthrop	81	45
													347	A	Longwood	78	61
													347	H	Longwood	73	57
LAST 12 Division I GAMES:																	
				219	H	Gardner-Webb	59	75	198	H	High Point	74	75				
				223	A	UNC Asheville	69	71	223	H	UNC Asheville	61	78				
				148	A	Radford	57	74	219	A	Gardner-Webb	52	68				
				262	H	Campbell	63	59	341	H	Winthrop	81	45				
				347	A	Longwood	78	61	148	H	Radford	56	61				
				272	A	Presbyterian	64	61	262	A	Campbell	49	58				

Non-Div I Games:	Erskine	79	43	Southern Wesleyan	94	56
------------------	---------	----	----	-------------------	----	----

Charleston So.

■ Loss, ■ Non-Conf, S Site, H Home A Away N Neutral

Average RPI Win:	229	WON-LOST	WINNING	LAST 10	STRENGTH OF	OPP. STRENGTH	TEAM	ADJ.	CONF.	ADJ CONF.
Average RPI Loss:	115	RECORD	PCT. RANK	GAMES	SCHEDULE	OF SCHEDULE	RPI	RPI	RPI	RPI
DIV. I ONLY	12- 13	189	6- 4	112	159	138	138	18	18	
DIV. I NON-CONF.	4- 9	249	0- 0	90	77	210	210	19	19	

TOTALS	RPI 1-25	RPI 26-50	W-L RECORDS	RPI 51-100	RPI 101-999	RPI 201+				
12- 13	0- 2	0- 1	OVERALL	2- 3	10- 7	9- 1				
7- 3	0- 1	0- 0	HOME	1- 2	6- 0	6- 0				
5- 8	0- 0	0- 0	AWAY	1- 1	4- 7	3- 1				
0- 2	0- 1	0- 1	NEUTRAL	0- 0	0- 0	0- 0				
4- 9	0- 2	0- 1	NON-CONFERENCE	1- 2	3- 4	3- 0				
3- 2	0- 1	0- 0	HOME	1- 1	2- 0	2- 0				
1- 5	0- 0	0- 0	AWAY	0- 1	1- 4	1- 0				
0- 2	0- 1	0- 1	NEUTRAL	0- 0	0- 0	0- 0				
8- 4	0- 0	0- 0	CONFERENCE	1- 1	7- 3	6- 1				
4- 1	0- 0	0- 0	HOME	0- 1	4- 0	4- 0				
4- 3	0- 0	0- 0	AWAY	1- 0	3- 3	2- 1				
0- 0	0- 0	0- 0	NEUTRAL	0- 0	0- 0	0- 0				

RPI 1-25				RPI 26-50				RPI 51-100				RPI 101+ Team's RPI: 138			
RPI	S	Opponent	Score	RPI	S	Opponent	Score	RPI	S	Opponent	Score	RPI	S	Opponent	Score
18	N	Iowa	64 77	32	N	South Dakota St.	70 71	61	H	Mercer	74 90	108	A	Arkansas	72 73
22	H	Rutgers	54 77					64	H	Duquesne	75 72	114	A	Mi ddle Tenn.	45 64
								80	A	UAB	80 71	167	A	Loui si ana Tech	64 51
								96	H	Rice	55 62	169	A	UTEP	58 67
								98	A	Wake Forest	69 71	177	A	Davi dson	66 68
												187	A	Wi sconsi n	66 80
												199	A	East Caroli na	55 58
												203	A	Southern Mi ss.	85 79
												203	H	Southern Mi ss.	66 56
												218	A	North Texas	68 73
												223	A	UNC Asheville	51 47
												274	A	Ol d Domi ni on	63 60
												294	H	UTSA	88 75
												300	H	Coppi n St.	78 49
												302	H	FIU	80 57
												317	H	South Caroli na St.	64 49
												318	H	Marshall	67 61

LAST 12 Division I GAMES:															
80	A	UAB	80 71	203	A	Southern Mi ss.	85 79								
167	A	Loui si ana Tech	64 51	96	H	Rice	55 62								
294	H	UTSA	88 75	218	A	North Texas	68 73								
302	H	FIU	80 57	169	A	UTEP	58 67								
318	H	Marshall	67 61	274	A	Ol d Domi ni on	63 60								
114	A	Mi ddle Tenn.	45 64	203	H	Southern Mi ss.	66 56								

Non-Div I Games:

Charlotte

Loss,
Non-Conf, S Site,
H Home
A Away
N Neutral

Average RPI Win:	196	WON-LOST	WINNING	LAST 10	STRENGTH OF	OPP. STRENGTH	TEAM	ADJ.	CONF.	ADJ CONF.
Average RPI Loss:	100	RECORD	PCT. RANK	GAMES	SCHEDULE	OF SCHEDULE	RPI	RPI	RPI	RPI
DIV. I ONLY	16- 10	107	5- 5	137	114	115	115	17	17	
DIV. I NON-CONF.	9- 5	99	0- 0	52	56	60	60	17	17	

TOTALS	RPI 1-25	RPI 26-50	W-L RECORDS	RPI 51-100	RPI 101-999	RPI 201+				
16- 10	0- 1	1- 2	OVERALL	1- 2	14- 5	7- 0				
8- 5	0- 0	1- 1	HOME	0- 2	7- 2	4- 0				
5- 4	0- 1	0- 0	AWAY	1- 0	4- 3	3- 0				
3- 1	0- 0	0- 1	NEUTRAL	0- 0	3- 0	0- 0				
9- 5	0- 1	1- 2	NON-CONFERENCE	1- 1	7- 1	1- 0				
4- 2	0- 0	1- 1	HOME	0- 1	3- 0	1- 0				
2- 2	0- 1	0- 0	AWAY	1- 0	1- 1	0- 0				
3- 1	0- 0	0- 1	NEUTRAL	0- 0	3- 0	0- 0				
7- 5	0- 0	0- 0	CONFERENCE	0- 1	7- 4	6- 0				
4- 3	0- 0	0- 0	HOME	0- 1	4- 2	3- 0				
3- 2	0- 0	0- 0	AWAY	0- 0	3- 2	3- 0				
0- 0	0- 0	0- 0	NEUTRAL	0- 0	0- 0	0- 0				

RPI 1-25				RPI 26-50				RPI 51-100				RPI 101+ Team's RPI: 115			
RPI	S	Opponent	Score	RPI	S	Opponent	Score	RPI	S	Opponent	Score	RPI	S	Opponent	Score
12	A	Green Bay	30 60	35	N	Princeton	49 59	58	A	Indiana	64 61	102	N	Auburn	50 41
				44	H	UCF	57 58	61	H	Mercer	50 71	116	N	Georgetown	54 41
				50	H	FGCU	68 61	72	H	Virginia Tech	44 64	124	A	ETSU	58 65
												124	H	ETSU	55 61
												145	H	Samford	68 58
												156	A	Florida	65 60
												174	A	Furman	57 58
												174	H	Furman	45 50
												183	A	Stetson	67 78
												188	N	Northwestern	61 44
												191	H	UT Martin	87 82
												200	H	Hampton	64 52
												226	A	UNCG	73 57
												226	H	UNCG	49 42
												272	H	Presbyteria n	71 51
												298	A	Wofford	54 47
												298	H	Wofford	76 46
												306	A	Western Caro.	58 41
												306	H	Western Caro.	47 32

LAST 12 Division I GAMES:															
298	H	Wofford	76 46	145	H	Samford	68 58								
174	H	Furman	45 50	174	A	Furman	57 58								
124	H	ETSU	55 61	298	A	Wofford	54 47								
226	A	UNCG	73 57	124	A	ETSU	58 65								
306	A	Western Caro.	58 41	306	H	Western Caro.	47 32								
61	H	Mercer	50 71	226	H	UNCG	49 42								

Non-Div I Games:

Chattanooga

Average RPI Win:	327	WON-LOST	WINNING	LAST 10	STRENGTH OF	OPP. STRENGTH	TEAM	ADJ.	CONF.	ADJ CONF.
Average RPI Loss:	209	RECORD	PCT. RANK	GAMES	SCHEDULE	OF SCHEDULE	RPI	RPI	RPI	RPI
DIV. I ONLY	1- 25	349	1- 9	266	330	345	345	31	31	
DIV. I NON-CONF.	0- 15	337	0- 1	236	260	342	342	31	31	

TOTALS	RPI 1-25	RPI 26-50	W-L RECORDS	RPI 51-100	RPI 101-999	RPI 201+				
1- 25	0- 0	0- 0	OVERALL	0- 2	1- 23	1- 14				
0- 11	0- 0	0- 0	HOME	0- 0	0- 11	0- 6				
1- 13	0- 0	0- 0	AWAY	0- 2	1- 11	1- 8				
0- 1	0- 0	0- 0	NEUTRAL	0- 0	0- 1	0- 0				
0- 15	0- 0	0- 0	NON-CONFERENCE	0- 2	0- 13	0- 4				
0- 7	0- 0	0- 0	HOME	0- 0	0- 7	0- 2				
0- 7	0- 0	0- 0	AWAY	0- 2	0- 5	0- 2				
0- 1	0- 0	0- 0	NEUTRAL	0- 0	0- 1	0- 0				
1- 10	0- 0	0- 0	CONFERENCE	0- 0	1- 10	1- 10				
0- 4	0- 0	0- 0	HOME	0- 0	0- 4	0- 4				
1- 6	0- 0	0- 0	AWAY	0- 0	1- 6	1- 6				
0- 0	0- 0	0- 0	NEUTRAL	0- 0	0- 0	0- 0				

RPI 1-25				RPI 26-50				RPI 51-100				RPI 101+				Team's RPI: 345	
RPI	S	Opponent	Score	RPI	S	Opponent	Score	RPI	S	Opponent	Score	RPI	S	Opponent	Score		
								88	A	Kansas St.	51	99	110	A	Western Ill.	54	71
								99	A	Wright St.	39	84	110	H	Western Ill.	45	83
												111	H	Milwaukee	59	84	
												133	H	Northern Ill.	59	80	
												137	A	Wichita St.	63	66	
												168	A	Pittsburgh	49	87	
												186	N	Oral Roberts	43	73	
												188	H	Northwestern	36	63	
												195	H	Morehead St.	40	79	
												216	A	CSU Bakersfield	49	63	
												216	H	CSU Bakersfield	36	63	
												217	A	Illinois	56	66	
												220	A	Seattle U	60	72	
												220	H	Seattle U	56	63	
												235	A	New Mexico St.	59	74	
												276	A	Grand Canyon	36	64	
												276	H	Grand Canyon	43	59	
												282	A	UMKC	47	106	
												293	A	Valparaiso	60	71	
												308	A	UTRGV	44	81	
												311	H	Jackson St.	69	87	
												313	H	Loyola Chicago	28	46	
												327	A	Utah Valley	84	74	
												327	H	Utah Valley	30	68	
LAST 12 Division I GAMES:																	
				282	A	UMKC	47	106	216	A	CSU Bakersfield	49	63				
				220	A	Seattle U	60	72	276	A	Grand Canyon	36	64				
				327	A	Utah Valley	84	74	327	H	Utah Valley	30	68				
				276	H	Grand Canyon	43	59	220	H	Seattle U	56	63				
				216	H	CSU Bakersfield	36	63	235	A	New Mexico St.	59	74				
				308	A	UTRGV	44	81	168	A	Pittsburgh	49	87				

Non-Div I Games:

Chicago St.

Clemson				Through Games Of Feb. 17, 2018							
Average RPI	Win:	247	WON-LOST	WINNING	LAST 10	STRENGTH OF	OPP. STRENGTH	TEAM	ADJ.	CONF.	ADJ CONF.
Average RPI	Loss:	44	RECORD	PCT. RANK	GAMES	SCHEDULE	OF SCHEDULE	RPI	RPI	RPI	RPI
DIV. I ONLY			11- 16	227	1- 9	44	60	135	135	1	1
DIV. I NON-CONF.			10- 3	52	0- 0	208	298	105	105	1	1

TOTALS		RPI 1-25		RPI 26-50		W-L RECORDS		RPI 51-100	RPI 101-999	RPI 201+	
11- 16		0- 8		0- 3		OVERALL		1- 2	10- 3	8- 0	
7- 7		0- 4		0- 1		HOME		0- 1	7- 1	6- 0	
3- 7		0- 3		0- 2		AWAY		1- 1	2- 1	1- 0	
1- 2		0- 1		0- 0		NEUTRAL		0- 0	1- 1	1- 0	
10- 3		0- 2		0- 0		NON-CONFERENCE		1- 0	9- 1	7- 0	
6- 1		0- 1		0- 0		HOME		0- 0	6- 0	5- 0	
3- 0		0- 0		0- 0		AWAY		1- 0	2- 0	1- 0	
1- 2		0- 1		0- 0		NEUTRAL		0- 0	1- 1	1- 0	
1- 13		0- 6		0- 3		CONFERENCE		0- 2	1- 2	1- 0	
1- 6		0- 3		0- 1		HOME		0- 1	1- 1	1- 0	
0- 7		0- 3		0- 2		AWAY		0- 1	0- 1	0- 0	
0- 0		0- 0		0- 0		NEUTRAL		0- 0	0- 0	0- 0	

RPI 1-25				RPI 26-50				RPI 51-100				RPI 101+ Team's RPI: 135			
RPI	S	Opponent	Score	RPI	S	Opponent	Score	RPI	S	Opponent	Score	RPI	S	Opponent	Score
2	A	Notre Dame	37 90	30	A	Virginia	41 70	62	A	Georgia Tech	33 66	105	A	North Carolina	52 59
4	A	Louisville	46 65	31	A	Syracuse	51 86	62	H	Georgia Tech	48 60	118	N	Central Ark.	47 53
5	A	Florida St.	43 91	49	H	Miami (FL)	60 72	65	A	Nebraska	67 66	167	A	Louisiana Tech	55 47
5	H	Florida St.	47 69									168	H	Pittsburgh	42 58
14	H	South Carolina	36 66									180	H	Jacksonville St.	53 45
15	N	Buffalo	41 61									202	H	Boston College	65 61
17	H	Duke	35 60									261	H	Prairie View	64 58
19	H	NC State	41 62									299	H	Monmouth	57 54
LAST 12 Division I GAMES:															
5	A	Florida St.	43 91	31	A	Syracuse	51 86	2	A	Notre Dame	37 90	309	H	Charleston So.	66 30
17	H	Duke	35 60	2	A	Notre Dame	37 90	202	H	Boston College	65 61	317	H	South Carolina St.	56 48
4	A	Louisville	46 65	49	H	Miami (FL)	60 72	42	H	Pittsburgh	52 59	319	N	Detroit Mercy	72 44
62	H	Georgia Tech	48 60	105	A	North Carolina	52 59	30	A	Virginia	41 70				
168	H	Pittsburgh	42 58												
19	H	NC State	41 62												

Non-Div I Games:

Cleveland St.

Cleveland St.				Through Games Of Feb. 17, 2018						
Average RPI Win:	234	WON-LOST	WINNING	LAST 10	STRENGTH OF	OPP. STRENGTH	TEAM	ADJ.	CONF.	ADJ CONF.
Average RPI Loss:	87	RECORD	PCT. RANK	GAMES	SCHEDULE	OF SCHEDULE	RPI	RPI	RPI	RPI
DIV. I ONLY	18- 9	80	7- 3	193	178	119	119	11	11	
DIV. I NON-CONF.	8- 3	65	0- 0	242	222	111	111	15	15	

TOTALS	RPI 1-25	RPI 26-50	W-L RECORDS	RPI 51-100	RPI 101-999	RPI 201+				
18- 9	1- 1	0- 1	OVERALL	2- 3	15- 4	14- 0				
10- 4	1- 0	0- 1	HOME	2- 1	7- 2	7- 0				
7- 4	0- 1	0- 0	AWAY	0- 2	7- 1	7- 0				
1- 1	0- 0	0- 0	NEUTRAL	0- 0	1- 1	0- 0				
8- 3	0- 0	0- 1	NON-CONFERENCE	1- 1	7- 1	6- 0				
4- 1	0- 0	0- 1	HOME	1- 0	3- 0	3- 0				
3- 1	0- 0	0- 0	AWAY	0- 1	3- 0	3- 0				
1- 1	0- 0	0- 0	NEUTRAL	0- 0	1- 1	0- 0				
10- 6	1- 1	0- 0	CONFERENCE	1- 2	8- 3	8- 0				
6- 3	1- 0	0- 0	HOME	1- 1	4- 2	4- 0				
4- 3	0- 1	0- 0	AWAY	0- 1	4- 1	4- 0				
0- 0	0- 0	0- 0	NEUTRAL	0- 0	0- 0	0- 0				

RPI 1-25				RPI 26-50				RPI 51-100				RPI 101+ Team's RPI: 119			
RPI	S	Opponent	Score	RPI	S	Opponent	Score	RPI	S	Opponent	Score	RPI	S	Opponent	Score
12	A	Green Bay	43 69	37	H	Ball St.	64 76	60	A	Toledo	56 65	111	A	Milwaukee	72 79
12	H	Green Bay	71 60					76	A	IUPUI	56 94	111	H	Milwaukee	63 69
								76	H	IUPUI	64 77	121	N	Saint Louis	64 80
								86	H	Ohio	71 64	175	N	Louisiana	54 45
								99	H	Wright St.	71 70	179	H	Youngstown St.	52 66
												204	H	Eastern Mich.	77 65
												221	A	Oakland	86 66
												221	H	Oakland	70 62
												239	A	Niagara	70 61
												241	A	Northern Ky.	70 65
												241	H	Northern Ky.	72 49
												251	A	Illinois St.	56 47
												257	A	Bradley	67 65
												318	H	Marshall	85 76
												319	A	Detroit Mercy	90 76
												319	H	Detroit Mercy	75 50
												332	A	Ill.-Chicago	64 42
												332	H	Ill.-Chicago	70 67
												346	H	Eastern Ill.	77 69

LAST 12 Division I GAMES:															
111	H	Milwaukee	63 69	241	H	Northern Ky.	72 49								
12	H	Green Bay	71 60	99	H	Wright St.	71 70								
76	A	IUPUI	56 94	179	H	Youngstown St.	52 66								
332	A	Ill.-Chicago	64 42	241	A	Northern Ky.	70 65								
221	A	Oakland	86 66	12	A	Green Bay	43 69								
319	A	Detroit Mercy	90 76	111	A	Milwaukee	72 79								

Non-Div I Games:

Cleveland St.

Cleveland St.

Average RPI Win:	265	WON-LOST	WINNING	LAST 10	STRENGTH OF	OPP. STRENGTH	TEAM	ADJ.	CONF.	ADJ CONF.
Average RPI Loss:	133	RECORD	PCT. RANK	GAMES	SCHEDULE	OF SCHEDULE	RPI	RPI	RPI	RPI
DIV. I ONLY	6- 19	303	1- 9	138	166	253	253	10	10	
DIV. I NON-CONF.	4- 7	226	0- 0	205	174	231	231	12	12	

TOTALS	RPI 1-25	RPI 26-50	W-L RECORDS	RPI 51-100	RPI 101-999	RPI 201+				
6- 19	0- 1	0- 1	OVERALL	0- 7	6- 10	6- 5				
2- 10	0- 0	0- 0	HOME	0- 4	2- 6	2- 4				
4- 9	0- 1	0- 1	AWAY	0- 3	4- 4	4- 1				
0- 0	0- 0	0- 0	NEUTRAL	0- 0	0- 0	0- 0				
4- 7	0- 1	0- 1	NON-CONFERENCE	0- 2	4- 3	4- 2				
2- 3	0- 0	0- 0	HOME	0- 1	2- 2	2- 2				
2- 4	0- 1	0- 1	AWAY	0- 1	2- 1	2- 0				
0- 0	0- 0	0- 0	NEUTRAL	0- 0	0- 0	0- 0				
2- 12	0- 0	0- 0	CONFERENCE	0- 5	2- 7	2- 3				
0- 7	0- 0	0- 0	HOME	0- 3	0- 4	0- 2				
2- 5	0- 0	0- 0	AWAY	0- 2	2- 3	2- 1				
0- 0	0- 0	0- 0	NEUTRAL	0- 0	0- 0	0- 0				

RPI 1-25				RPI 26-50				RPI 51-100				RPI 101+ Team's RPI: 253			
RPI	S	Opponent	Score	RPI	S	Opponent	Score	RPI	S	Opponent	Score	RPI	S	Opponent	Score
14	A	South Carolina	43 69	28	A	Central Mich.	58 79	56	A	Elon	44 97	125	H	Delaware	59 68
								56	H	Elon	55 77	136	A	Northeastern	37 59
								57	H	Drexel	53 80	160	A	William & Mary	66 79
								59	A	Michigan St.	43 107	160	H	William & Mary	54 68
								67	A	James Madison	53 67	174	A	Furman	58 72
								67	H	James Madison	45 67	240	A	Hofstra	60 65
								98	H	Wake Forest	40 77	240	H	Hofstra	60 75
												254	A	North Florida	73 69
												255	A	Coastal Caro.	72 70
												258	H	Lipscomb	85 69
												262	H	Campbell	45 53
												263	A	Towson	80 67
												263	H	Towson	58 83
												264	A	UNCW	72 63
												270	H	Appalachian St.	70 76
												298	H	Wofford	59 51

LAST 12 Division I GAMES:															
56	A	Elon	44 97	263	H	Towson	58 83								
264	A	UNCW	72 63	67	H	James Madison	45 67								
57	H	Drexel	53 80	240	A	Hofstra	60 65								
56	H	Elon	55 77	136	A	Northeastern	37 59								
67	A	James Madison	53 67	125	H	Delaware	59 68								
160	A	William & Mary	66 79	240	H	Hofstra	60 75								

Non-Div I Games:

Col. of Charleston

■ Loss,
 ■ Non-Conf,
 ■ S Site,
 ■ Home
 ■ A Away
 N Neutral

Colgate				Through Games Of Feb. 17, 2018							
Average RPI	Win:	266	WON-LOST	WINNING	LAST 10	STRENGTH OF	OPP. STRENGTH	TEAM	ADJ.	CONF.	ADJ CONF.
Average RPI	Loss:	150	RECORD	PCT. RANK	GAMES	SCHEDULE	OF SCHEDULE	RPI	RPI	RPI	RPI
DIV. I ONLY		6- 20	306	2- 8		152	221	268	268	15	15
DIV. I NON-CONF.		4- 7	226	0- 0		252	284	239	239	18	18

TOTALS	RPI 1-25		RPI 26-50		W-L RECORDS		RPI 51-100		RPI 101-999		RPI 201+
6- 20	0- 0		0- 2		OVERALL		0- 4		6- 14		5- 5
2- 10	0- 0		0- 0		HOME		0- 2		2- 8		2- 2
4- 10	0- 0		0- 2		AWAY		0- 2		4- 6		3- 3
0- 0	0- 0		0- 0		NEUTRAL		0- 0		0- 0		0- 0
4- 7	0- 0		0- 2		NON-CONFERENCE		0- 0		4- 5		4- 2
1- 3	0- 0		0- 0		HOME		0- 0		1- 3		1- 1
3- 4	0- 0		0- 2		AWAY		0- 0		3- 2		3- 1
0- 0	0- 0		0- 0		NEUTRAL		0- 0		0- 0		0- 0
2- 13	0- 0		0- 0		CONFERENCE		0- 4		2- 9		1- 3
1- 7	0- 0		0- 0		HOME		0- 2		1- 5		1- 1
1- 6	0- 0		0- 0		AWAY		0- 2		1- 4		0- 2
0- 0	0- 0		0- 0		NEUTRAL		0- 0		0- 0		0- 0

RPI 1-25				RPI 26-50				RPI 51-100				RPI 101+ Team's RPI: 268			
RPI	S	Opponent	Score	RPI	S	Opponent	Score	RPI	S	Opponent	Score	RPI	S	Opponent	Score
				31	A	Syracuse	39 79	55	A	American	44 67	117	A	Yale	56 82
				39	A	Arizona St.	54 65	55	H	American	55 77	123	A	Bucknell I	57 77
								77	A	Navy	54 70	123	H	Bucknell I	42 63
								77	H	Navy	42 69	149	H	Brown	73 83
												163	H	Army West Point	54 62
												190	A	Lehigh	54 48
												190	H	Lehigh	51 59
												192	A	Boston U.	64 66
												192	H	Boston U.	49 62
												194	H	Siena	70 73
												228	A	Lafayette	48 63
												239	H	Niagara	44 81
												245	H	Holy Cross	64 71
												246	A	Loyola Maryland	55 70
												246	H	Loyola Maryland	71 60
												263	A	Towson	65 61
												265	A	Cornell I	74 70
												269	A	Fairleigh Dickinson	51 61
												285	A	Canisius	70 63
												344	H	UMass Lowell	84 64

LAST 12 Division I GAMES:															
246	H	Loyola Maryland	71 60	163	H	Army West Point	54 62								
190	A	Lehigh	54 48	246	A	Loyola Maryland	55 70								
123	H	Bucknell I	42 63	190	H	Lehigh	51 59								
192	A	Boston U.	64 66	123	A	Bucknell I	57 77								
77	H	Navy	42 69	192	H	Boston U.	49 62								
55	A	American	44 67	77	A	Navy	54 70								

Non-Div I Games:

Colgate

Average RPI Win:	207	WON-LOST	WINNING	LAST 10	STRENGTH OF	OPP. STRENGTH	TEAM	ADJ.	CONF.	ADJ CONF.
Average RPI Loss:	112	RECORD	PCT. RANK	GAMES	SCHEDULE	OF SCHEDULE	RPI	RPI	RPI	RPI
DIV. I ONLY	17- 8	74	7- 3	182	134	121	121	16	16	
DIV. I NON-CONF.	7- 3	74	0- 0	93	185	102	102	13	13	

TOTALS	RPI 1-25	RPI 26-50	W-L RECORDS	RPI 51-100	RPI 101-999	RPI 201+				
17- 8	0- 1	2- 0	OVERALL	2- 2	13- 5	11- 0				
10- 6	0- 1	1- 0	HOME	1- 1	8- 4	7- 0				
7- 2	0- 0	1- 0	AWAY	1- 1	5- 1	4- 0				
0- 0	0- 0	0- 0	NEUTRAL	0- 0	0- 0	0- 0				
7- 3	0- 1	2- 0	NON-CONFERENCE	0- 0	5- 2	3- 0				
5- 3	0- 1	1- 0	HOME	0- 0	4- 2	3- 0				
2- 0	0- 0	1- 0	AWAY	0- 0	1- 0	0- 0				
0- 0	0- 0	0- 0	NEUTRAL	0- 0	0- 0	0- 0				
10- 5	0- 0	0- 0	CONFERENCE	2- 2	8- 3	8- 0				
5- 3	0- 0	0- 0	HOME	1- 1	4- 2	4- 0				
5- 2	0- 0	0- 0	AWAY	1- 1	4- 1	4- 0				
0- 0	0- 0	0- 0	NEUTRAL	0- 0	0- 0	0- 0				

RPI 1-25				RPI 26-50				RPI 51-100				RPI 101+				Team's RPI: 121
RPI	S	Opponent	Score	RPI	S	Opponent	Score	RPI	S	Opponent	Score	RPI	S	Opponent	Score	
25	H	Oklahoma	46 78	36	A	Northern Colo.	55 44	74	A	Wyoming	64 53	129	A	Fresno St.	45 56	
				46	H	Gonzaga	65 49	74	H	Wyoming	49 53	129	H	Fresno St.	64 75	
								89	H	New Mexico	74 71	131	H	Idaho	69 83	
								94	A	UNLV	52 56	143	H	BYU	56 54	
												146	H	Colorado	67 70	
												164	H	Boise St.	58 62	
												172	A	Denver	61 56	
												208	A	Nevada	65 59	
												244	A	San Diego St.	65 63	
												244	H	San Diego St.	72 43	
												250	A	San Jose St.	73 66	
												250	H	San Jose St.	63 48	
												260	H	Morgan St.	60 44	
												261	H	Prairie View	71 59	
												296	H	Utah St.	56 45	
												307	A	Air Force	40 39	
												307	H	Air Force	61 50	
												333	H	N.C. Central	85 48	

LAST 12 Division I GAMES:																
129	H	Fresno St.	64 75	244	H	San Diego St.	72 43									
250	A	San Jose St.	73 66	94	A	UNLV	52 56									
307	H	Air Force	61 50	307	A	Air Force	40 39									
208	A	Nevada	65 59	74	H	Wyoming	49 53									
74	A	Wyoming	64 53	296	H	Utah St.	56 45									
89	H	New Mexico	74 71	129	A	Fresno St.	45 56									

Non-Div I Games: Eastern N.M. 75 35

Colorado St.

Average RPI Win:	237	WON-LOST	WINNING	LAST 10	STRENGTH OF	OPP. STRENGTH	TEAM	ADJ.	CONF.	ADJ CONF.
Average RPI Loss:	104	RECORD	PCT. RANK	GAMES	SCHEDULE	OF SCHEDULE	RPI	RPI	RPI	RPI
DIV. I ONLY	7- 18	283	1- 9	82	112	215	215	9	9	
DIV. I NON-CONF.	6- 9	214	0- 2	132	129	180	180	9	9	

TOTALS	RPI 1-25	RPI 26-50	W-L RECORDS	RPI 51-100	RPI 101-999	RPI 201+				
7- 18	0- 3	0- 3	OVERALL	0- 6	7- 6	6- 2				
3- 7	0- 1	0- 1	HOME	0- 1	3- 4	2- 1				
4- 8	0- 0	0- 1	AWAY	0- 5	4- 2	4- 1				
0- 3	0- 2	0- 1	NEUTRAL	0- 0	0- 0	0- 0				
6- 9	0- 3	0- 1	NON-CONFERENCE	0- 2	6- 3	5- 1				
3- 2	0- 1	0- 0	HOME	0- 0	3- 1	2- 0				
3- 4	0- 0	0- 0	AWAY	0- 2	3- 2	3- 1				
0- 3	0- 2	0- 1	NEUTRAL	0- 0	0- 0	0- 0				
1- 9	0- 0	0- 2	CONFERENCE	0- 4	1- 3	1- 1				
0- 5	0- 0	0- 1	HOME	0- 1	0- 3	0- 1				
1- 4	0- 0	0- 1	AWAY	0- 3	1- 0	1- 0				
0- 0	0- 0	0- 0	NEUTRAL	0- 0	0- 0	0- 0				

RPI 1-25				RPI 26-50				RPI 51-100				RPI 101+ Team's RPI: 215			
RPI	S	Opponent	Score	RPI	S	Opponent	Score	RPI	S	Opponent	Score	RPI	S	Opponent	Score
3	N	Mississippi St.	54 90	35	A	Princeton	47 69	54	A	Houston	53 77	117	H	Yale	50 73
12	N	Green Bay	43 61	35	H	Princeton	46 74	71	A	Harvard	67 85	130	H	Saint Francis (PA)	94 81
15	H	Buffalo	63 65	39	N	Arizona St.	48 72	73	A	Penn	51 70	149	H	Brown	80 84
								73	H	Penn	39 75	196	H	Richmond	79 85
								91	A	Dartmouth	65 88	200	A	Hampton	58 60
								96	A	Rice	44 67	202	H	Boston College	68 60
												209	A	Providence	73 64
												240	H	Hofstra	75 53
												265	A	Cornell	72 54
												265	H	Cornell	47 57
												291	A	Vermont	73 66
												320	A	UMBC	60 44
												344	A	UMass Lowell	70 77

LAST 12 Division I GAMES:															
35	H	Princeton	46 74	265	A	Cornell	72 54								
73	H	Penn	39 75	265	H	Cornell	47 57								
149	H	Brown	80 84	73	A	Penn	51 70								
117	H	Yale	50 73	35	A	Princeton	47 69								
91	A	Dartmouth	65 88	200	A	Hampton	58 60								
71	A	Harvard	67 85	96	A	Rice	44 67								

Non-Div I Games:

Columbia

Average RPI Win:	303	WON-LOST	WINNING	LAST 10	STRENGTH OF	OPP. STRENGTH	TEAM	ADJ.	CONF.	ADJ CONF.
Average RPI Loss:	175	RECORD	PCT. RANK	GAMES	SCHEDULE	OF SCHEDULE	RPI	RPI	RPI	RPI
DIV. I ONLY	6- 19	303	3- 7	173	332	300	300	30	30	
DIV. I NON-CONF.	1- 11	331	0- 0	86	190	285	285	30	30	

TOTALS	RPI 1-25	RPI 26-50	W-L RECORDS	RPI 51-100	RPI 101-999	RPI 201+				
6- 19	0- 3	0- 0	OVERALL	0- 1	6- 15	6- 8				
6- 3	0- 1	0- 0	HOME	0- 0	6- 2	6- 0				
0- 14	0- 0	0- 0	AWAY	0- 0	0- 3	0- 3				
0- 2	0- 1	0- 0	NEUTRAL	0- 0	0- 1	0- 1				
1- 11	0- 3	0- 0	NON-CONFERENCE	0- 1	1- 7	1- 4				
1- 1	0- 1	0- 0	HOME	0- 0	1- 0	1- 0				
0- 8	0- 1	0- 0	AWAY	0- 1	0- 6	0- 3				
0- 2	0- 1	0- 0	NEUTRAL	0- 0	0- 1	0- 1				
5- 8	0- 0	0- 0	CONFERENCE	0- 0	5- 8	5- 4				
5- 2	0- 0	0- 0	HOME	0- 0	5- 2	5- 0				
0- 6	0- 0	0- 0	AWAY	0- 0	0- 6	0- 4				
0- 0	0- 0	0- 0	NEUTRAL	0- 0	0- 0	0- 0				

RPI 1-25				RPI 26-50				RPI 51-100				RPI 101+				Team's RPI: 300
RPI	S	Opponent	Score	RPI	S	Opponent	Score	RPI	S	Opponent	Score	RPI	S	Opponent	Score	
6	A	Baylor	54 100					66	A	West Virginia	43 101	114	A	Middle Tenn.	39 69	
16	N	Missouri	50 73									120	A	Bethune-Cookman	38 64	
20	H	Maryland	49 113									120	H	Bethune-Cookman	63 75	
												126	A	SFA	59 72	
												138	A	Charlotte	49 78	
												200	A	Hampton	35 67	
												200	H	Hampton	48 83	
												211	A	N. C. A&T	63 64	
												213	A	Norfolk St.	57 71	
												252	N	Manhattan	56 74	
												260	H	Morgan St.	55 53	
												271	H	UMES	69 63	
												274	A	Old Dominion	67 75	
												281	A	VCU	47 62	
												288	H	Mt. St. Mary's	68 54	
												309	A	Charleston So.	58 72	
												317	A	South Carolina St.	65 67	
												317	H	South Carolina St.	56 39	
												333	A	N. C. Central	52 60	
												340	H	Florida A&M	62 56	
												342	H	Savannah St.	66 57	
LAST 12 Division I GAMES:																
120	H	Bethune-Cookman	63 75	317	H	South Carolina St.	56 39									
200	H	Hampton	48 83	260	H	Morgan St.	55 53									
317	A	South Carolina St.	65 67	211	A	N. C. A&T	63 64									
120	A	Bethune-Cookman	38 64	333	A	N. C. Central	52 60									
200	A	Hampton	35 67	340	H	Florida A&M	62 56									
271	H	UMES	69 63	342	H	Savannah St.	66 57									

Non-Div I Games:

Coppin St.

Average RPI Win: 253
Average RPI Loss: 142

WON-LOST
RECORD

WINNING
PCT. RANK

LAST 10
GAMES

STRENGTH OF
SCHEDULE

OPP. STRENGTH
OF SCHEDULE

TEAM
RPI

ADJ.
RPI

CONF.
RPI

ADJ CONF.
RPI

DIV. I ONLY	6- 17	297	2- 8	191	163	265	265	9	9
DIV. I NON-CONF.	4- 9	249	2- 0	317	295	302	302	9	9

TOTALS	RPI 1-25	RPI 26-50	W-L RECORDS	RPI 51-100	RPI 101-999	RPI 201+			
6- 17	0- 0	0- 2	OVERALL	0- 5	6- 10	4- 5			
2- 9	0- 0	0- 1	HOME	0- 1	2- 7	0- 4			
4- 8	0- 0	0- 1	AWAY	0- 4	4- 3	4- 1			
0- 0	0- 0	0- 0	NEUTRAL	0- 0	0- 0	0- 0			
4- 9	0- 0	0- 0	NON-CONFERENCE	0- 1	4- 8	3- 4			
1- 5	0- 0	0- 0	HOME	0- 0	1- 5	0- 3			
3- 4	0- 0	0- 0	AWAY	0- 1	3- 3	3- 1			
0- 0	0- 0	0- 0	NEUTRAL	0- 0	0- 0	0- 0			
2- 8	0- 0	0- 2	CONFERENCE	0- 4	2- 2	1- 1			
1- 4	0- 0	0- 1	HOME	0- 1	1- 2	0- 1			
1- 4	0- 0	0- 1	AWAY	0- 3	1- 0	1- 0			
0- 0	0- 0	0- 0	NEUTRAL	0- 0	0- 0	0- 0			

RPI 1-25				RPI 26-50				RPI 51-100				RPI 101+ Team's RPI: 265			
RPI	S	Opponent	Score	RPI	S	Opponent	Score	RPI	S	Opponent	Score	RPI	S	Opponent	Score
				35	A	Princeton	54 75	57	A	Drexel	39 61	117	H	Yale	55 65
				35	H	Princeton	40 72	71	A	Harvard	58 80	149	H	Brown	70 68
								73	A	Penn	48 68	151	H	Binghamton	58 66
								73	H	Penn	39 53	168	A	Pittsburgh	39 51
								91	A	Dartmouth	40 55	182	A	New Hampshire	45 48
												184	H	Stony Brook	48 40
												190	H	Lehigh	57 62
												215	A	Columbia	57 47
												215	H	Columbia	54 72
												221	H	Oakland	77 79
												228	H	Lafayette	58 59
												246	A	Loyola Maryland	63 78
												268	H	Colgate	70 74
												285	A	Canisius	67 59
												338	A	NJIT	61 46
												344	A	UMass Lowell	71 53

LAST 12 Division I GAMES:															
				73	H	Penn	39 53	215	H	Columbia	54 72				
				35	H	Princeton	40 72	215	A	Columbia	57 47				
				117	H	Yale	55 65	35	A	Princeton	54 75				
				149	H	Brown	70 68	73	A	Penn	48 68				
				71	A	Harvard	58 80	338	A	NJIT	61 46				
				91	A	Dartmouth	40 55	344	A	UMass Lowell	71 53				

Non-Div I Games:

Cornell

Loss, Non-Conf, S Site, H Home A Away N Neutral

Creighton				Through Games Of Feb. 17, 2018							
Average RPI	Win:	123	WON-LOST	WINNING	LAST 10	STRENGTH OF	OPP. STRENGTH	TEAM	ADJ.	CONF.	ADJ CONF.
Average RPI	Loss:	58	RECORD	PCT. RANK	GAMES	SCHEDULE	OF SCHEDULE	RPI	RPI	RPI	RPI
DIV. I ONLY			16- 9	91	7- 3	27	27	42	42	6	6
DIV. I NON-CONF.			6- 4	122	0- 0	13	14	39	39	6	6

TOTALS		RPI 1-25		RPI 26-50		W-L RECORDS		RPI 51-100	RPI 101-999	RPI 201+	
16- 9		1- 2		2- 3		OVERALL		3- 2	10- 2	5- 0	
9- 3		1- 1		1- 2		HOME		1- 0	6- 0	2- 0	
7- 4		0- 0		1- 1		AWAY		2- 2	4- 1	3- 0	
0- 2		0- 1		0- 0		NEUTRAL		0- 0	0- 1	0- 0	
6- 4		0- 2		1- 0		NON-CONFERENCE		2- 1	3- 1	1- 0	
3- 1		0- 1		1- 0		HOME		0- 0	2- 0	0- 0	
3- 1		0- 0		0- 0		AWAY		2- 1	1- 0	1- 0	
0- 2		0- 1		0- 0		NEUTRAL		0- 0	0- 1	0- 0	
10- 5		1- 0		1- 3		CONFERENCE		1- 1	7- 1	4- 0	
6- 2		1- 0		0- 2		HOME		1- 0	4- 0	2- 0	
4- 3		0- 0		1- 1		AWAY		0- 1	3- 1	2- 0	
0- 0		0- 0		0- 0		NEUTRAL		0- 0	0- 0	0- 0	

RPI 1-25				RPI 26-50				RPI 51-100				RPI 101+			
RPI	S	Opponent	Score	RPI	S	Opponent	Score	RPI	S	Opponent	Score	RPI	S	Opponent	Score
5	H	Florida St.	82 92	29	A	Marquette	74 73	52	A	St. John's (NY)	65 72	101	A	Seton Hall	68 51
10	N	UCLA	63 72	29	H	Marquette	77 92	52	H	St. John's (NY)	53 39	101	H	Seton Hall	81 64
23	H	Villanova	69 54	32	H	South Dakota St.	72 65	65	A	Nebraska	64 49	107	A	Butler	53 59
				33	A	DePaul	67 77	68	A	South Dakota	68 73	116	H	Georgetown	69 58
				33	H	DePaul	54 82	79	A	Drake	108 100	137	H	Wichita St.	66 61
												150	H	UNI	89 78
												181	N	Washington	64 67
												209	A	Providence	87 84
												209	H	Providence	73 56
												214	A	Xavier	71 64
												214	H	Xavier	65 54
												238	A	Omaha	72 51
LAST 12 Division I GAMES:															
214	H	Xavier	65 54	214	A	Xavier	71 64	107	A	Butler	53 59				
209	A	Providence	87 84	29	A	Marquette	74 73	209	H	Providence	73 56				
33	A	DePaul	67 77	33	H	DePaul	54 82	33	H	DePaul	54 82				
101	H	Seton Hall	81 64	29	H	Marquette	77 92	29	H	Marquette	77 92				
52	H	St. John's (NY)	53 39	52	A	St. John's (NY)	65 72	52	A	St. John's (NY)	65 72				

Non-Div I Games:

Creighton

Average RPI Win:	204	WON-LOST	WINNING	LAST 10	STRENGTH OF	OPP. STRENGTH	TEAM	ADJ.	CONF.	ADJ CONF.
Average RPI Loss:	87	RECORD	PCT. RANK	GAMES	SCHEDULE	OF SCHEDULE	RPI	RPI	RPI	RPI
DIV. I ONLY	14- 9	119	6- 4	108	141	91	91	9	9	
DIV. I NON-CONF.	8- 5	111	0- 2	197	214	118	118	9	9	

TOTALS	RPI 1-25	RPI 26-50	W-L RECORDS	RPI 51-100	RPI 101-999	RPI 201+				
14- 9	0- 1	0- 1	OVERALL	1- 4	13- 3	7- 0				
9- 2	0- 0	0- 0	HOME	1- 1	8- 1	6- 0				
5- 7	0- 1	0- 1	AWAY	0- 3	5- 2	1- 0				
0- 0	0- 0	0- 0	NEUTRAL	0- 0	0- 0	0- 0				
8- 5	0- 1	0- 0	NON-CONFERENCE	0- 2	8- 2	5- 0				
5- 1	0- 0	0- 0	HOME	0- 1	5- 0	4- 0				
3- 4	0- 1	0- 0	AWAY	0- 1	3- 2	1- 0				
0- 0	0- 0	0- 0	NEUTRAL	0- 0	0- 0	0- 0				
6- 4	0- 0	0- 1	CONFERENCE	1- 2	5- 1	2- 0				
4- 1	0- 0	0- 0	HOME	1- 0	3- 1	2- 0				
2- 3	0- 0	0- 1	AWAY	0- 2	2- 0	0- 0				
0- 0	0- 0	0- 0	NEUTRAL	0- 0	0- 0	0- 0				

RPI 1-25				RPI 26-50				RPI 51-100				Team's RPI : 91				RPI 101+			
RPI	S	Opponent	Score	RPI	S	Opponent	Score	RPI	S	Opponent	Score	RPI	S	Opponent	Score	RPI	S	Opponent	Score
7	A	Ohio St.	70 103	35	A	Princeton	63 82	71	A	Harvard	65 76	117	A	Yale	64 62				
								71	H	Harvard	63 56	117	H	Yale	39 57				
								73	A	Penn	47 65	146	A	Colorado	81 75				
								81	A	Albany (NY)	61 76	149	A	Brown	77 60				
								81	H	Maine	51 64	149	H	Brown	78 73				
												151	A	Binghamton	64 80				
												155	A	Marist	60 51				
												163	A	Army West Point	56 71				
												182	H	New Hampshire	57 49				
												202	H	Boston College	68 57				
												215	H	Columbia	88 65				
												245	A	Holy Cross	76 74				
												265	H	Cornell	55 40				
												291	H	Vermont	66 56				
												324	H	Rhode Island	70 54				
												338	H	NJIT	81 50				

LAST 12 Division I GAMES:																			
149	A	Brown	77 60	117	H	Yale	39 57	149	H	Brown	78 73	71	A	Harvard	65 76				
117	A	Yale	64 62	71	A	Harvard	63 56	151	A	Binghamton	64 80	81	A	Albany (NY)	61 76				
35	A	Princeton	63 82	73	A	Penn	47 65												
215	H	Columbia	88 65																
265	H	Cornell	55 40																

Non-Div I Games:

Dartmouth

Average RPI Win:	252	WON-LOST	WINNING	LAST 10	STRENGTH OF	OPP. STRENGTH	TEAM	ADJ.	CONF.	ADJ CONF.
Average RPI Loss:	104	RECORD	PCT. RANK	GAMES	SCHEDULE	OF SCHEDULE	RPI	RPI	RPI	RPI
DIV. I ONLY	10- 17	243	4- 6	81	184	177	177	12	12	
DIV. I NON-CONF.	5- 8	220	0- 0	49	210	131	131	10	10	

TOTALS	RPI 1-25	RPI 26-50	W-L RECORDS	RPI 51-100	RPI 101-999	RPI 201+				
10- 17	0- 1	0- 3	OVERALL	0- 6	10- 7	7- 2				
4- 8	0- 0	0- 2	HOME	0- 4	4- 2	3- 1				
6- 9	0- 1	0- 1	AWAY	0- 2	6- 5	4- 1				
0- 0	0- 0	0- 0	NEUTRAL	0- 0	0- 0	0- 0				
5- 8	0- 1	0- 2	NON-CONFERENCE	0- 2	5- 3	3- 1				
2- 3	0- 0	0- 1	HOME	0- 1	2- 1	1- 1				
3- 5	0- 1	0- 1	AWAY	0- 1	3- 2	2- 0				
0- 0	0- 0	0- 0	NEUTRAL	0- 0	0- 0	0- 0				
5- 9	0- 0	0- 1	CONFERENCE	0- 4	5- 4	4- 1				
2- 5	0- 0	0- 1	HOME	0- 3	2- 1	2- 0				
3- 4	0- 0	0- 0	AWAY	0- 1	3- 3	2- 1				
0- 0	0- 0	0- 0	NEUTRAL	0- 0	0- 0	0- 0				

RPI 1-25				RPI 26-50				RPI 51-100				RPI 101+ Team's RPI: 177			
RPI	S	Opponent	Score	RPI	S	Opponent	Score	RPI	S	Opponent	Score	RPI	S	Opponent	Score
19	A	NC State	49 73	35	H	Princeton	57 63	56	H	Elon	58 75	104	A	George Mason	61 74
				38	H	Dayton	68 85	61	A	Mercer	54 69	121	A	Saint Louis	72 88
				44	A	UCF	54 62	64	H	Duquesne	54 79	138	H	Charlotte	68 66
								75	A	Fordham	58 66	152	H	Saint Joseph's	62 64
								75	H	Fordham	45 58	160	A	William & Mary	55 73
								90	H	George Washington	48 53	174	A	Furman	62 65
												196	A	Richmond	68 65
												198	A	High Point	82 74
												219	H	Gardner-Webb	65 70
												223	H	UNC Asheville	58 50
												259	A	St. Bonaventure	75 68
												270	A	Appalachian St.	59 57
												280	A	Massachusetts	68 70
												280	H	Massachusetts	87 81
												306	A	Western Caro.	70 57
												324	A	Rhode Island	79 67
												324	H	Rhode Island	77 67
LAST 12 Division I GAMES:															
280	A	Massachusetts	68 70	280	H	Massachusetts	87 81	280	H	Massachusetts	87 81	280	H	Massachusetts	87 81
152	H	Saint Joseph's	62 64	259	A	St. Bonaventure	75 68	259	A	St. Bonaventure	75 68	259	A	St. Bonaventure	75 68
75	H	Fordham	45 58	90	H	George Washington	48 53	90	H	George Washington	48 53	90	H	George Washington	48 53
121	A	Saint Louis	72 88	196	A	Richmond	68 65	196	A	Richmond	68 65	196	A	Richmond	68 65
324	A	Rhode Island	79 67	75	A	Fordham	58 66	75	A	Fordham	58 66	75	A	Fordham	58 66
38	H	Dayton	68 85	324	H	Rhode Island	77 67	324	H	Rhode Island	77 67	324	H	Rhode Island	77 67

Non-Div I Games:

Davidson

■ Loss,
 ■ Non-Conf,
 ■ S Site,
 ■ H Home
 ■ A Away
 N Neutral

Average RPI Win: 178

Average RPI Loss: 37

WON-LOST
RECORDWINNING
PCT. RANKLAST 10
GAMESSTRENGTH OF
SCHEDULEOPP. STRENGTH
OF SCHEDULETEAM
RPIADJ.
RPICONF.
RPIADJ CONF.
RPIDIV. I ONLY
DIV. I NON-CONF.20- 4
7- 418
10210- 0
0- 0129
6298
6238
6738
6712
1012
10

TOTALS

RPI 1-25

RPI 26-50

W-L RECORDS

RPI 51-100

RPI 101-999

RPI 201+

20- 4

0- 2

1- 0

OVERALL

7- 2

12- 0

8- 0

10- 1

0- 1

1- 0

HOME

3- 0

6- 0

5- 0

7- 2

0- 0

0- 0

AWAY

2- 2

5- 0

2- 0

3- 1

0- 1

0- 0

NEUTRAL

2- 0

1- 0

1- 0

7- 4

0- 2

1- 0

NON-CONFERENCE

3- 2

3- 0

3- 0

4- 1

0- 1

1- 0

HOME

1- 0

2- 0

2- 0

0- 2

0- 0

0- 0

AWAY

0- 2

0- 0

0- 0

3- 1

0- 1

0- 0

NEUTRAL

2- 0

1- 0

1- 0

13- 0

0- 0

0- 0

CONFERENCE

4- 0

9- 0

5- 0

6- 0

0- 0

0- 0

HOME

2- 0

4- 0

3- 0

7- 0

0- 0

0- 0

AWAY

2- 0

5- 0

2- 0

0- 0

0- 0

0- 0

NEUTRAL

0- 0

0- 0

0- 0

RPI 1-25

RPI 26-50

Team's RPI: 38

RPI 51-100

RPI 101+

RPI	S	Opponent	Score
12	H	Green Bay	64 75
24	N	South Fla.	87 93

RPI	S	Opponent	Score
30	H	Virginia	61 46

RPI	S	Opponent	Score
51	A	Quinnipiac	66 72
60	A	Tolledo	50 68
64	H	Duquesne	79 70
67	H	James Madison	82 54
71	N	Harvard	72 66
75	A	Fordham	63 62
90	A	George Washington	57 53
90	H	George Washington	66 55
100	N	Tulane	71 65

RPI	S	Opponent	Score
121	H	Saint Louis	101 76
152	A	Saint Joseph's	65 59
177	A	Davidson	85 68
196	A	Richmond	66 59
234	A	La Salle	76 47
259	H	St. Bonaventure	80 59
260	H	Morgan St.	88 52
280	A	Massachusetts	78 49
281	H	VCU	74 64
324	H	Rhode Island	116 58
338	N	Mississippi Val.	65 46
343	H	Ark.-Pine Bluff	81 43

LAST 12 Division I GAMES:

90	A	George Washington	57 53
280	A	Massachusetts	78 49
281	H	VCU	74 64
64	H	Duquesne	79 70
177	A	Davidson	85 68
196	A	Richmond	66 59

90	H	George Washington	66 55
75	A	Fordham	63 62
121	H	Saint Louis	101 76
259	H	St. Bonaventure	80 59
152	A	Saint Joseph's	65 59
324	H	Rhode Island	116 58

Non-Div I Games:

Dayton

Loss,
 Non-Conf,
 S Site,
 H Home
 A Away
 N Neutral

Average RPI Win:	137	WON-LOST	WINNING	LAST 10	STRENGTH OF	OPP. STRENGTH	TEAM	ADJ.	CONF.	ADJ CONF.
Average RPI Loss:	37	RECORD	PCT. RANK	GAMES	SCHEDULE	OF SCHEDULE	RPI	RPI	RPI	RPI
DIV. I ONLY	20- 7	49	8- 2	52	25	33	33	6	6	
DIV. I NON-CONF.	8- 4	87	0- 0	28	10	45	45	6	6	

TOTALS	RPI 1-25	RPI 26-50	W-L RECORDS	RPI 51-100	RPI 101-999	RPI 201+				
20- 7	1- 3	4- 3	OVERALL	2- 0	13- 1	6- 0				
12- 3	1- 1	2- 1	HOME	2- 0	7- 1	4- 0				
6- 3	0- 2	1- 1	AWAY	0- 0	5- 0	2- 0				
2- 1	0- 0	1- 1	NEUTRAL	0- 0	1- 0	0- 0				
8- 4	1- 2	1- 2	NON-CONFERENCE	1- 0	5- 0	2- 0				
5- 2	1- 1	0- 1	HOME	1- 0	3- 0	2- 0				
1- 1	0- 1	0- 0	AWAY	0- 0	1- 0	0- 0				
2- 1	0- 0	1- 1	NEUTRAL	0- 0	1- 0	0- 0				
12- 3	0- 1	3- 1	CONFERENCE	1- 0	8- 1	4- 0				
7- 1	0- 0	2- 0	HOME	1- 0	4- 1	2- 0				
5- 2	0- 1	1- 1	AWAY	0- 0	4- 0	2- 0				
0- 0	0- 0	0- 0	NEUTRAL	0- 0	0- 0	0- 0				

RPI 1-25				RPI 26-50				RPI 51-100				RPI 101+			
RPI	S	Opponent	Score	RPI	S	Opponent	Score	RPI	S	Opponent	Score	RPI	S	Opponent	Score
1	H	UConn	69 103	29	A	Marquette	81 93	52	H	St. John's (NY)	76 67	101	H	Seton Hall	89 66
2	A	Notre Dame	82 91	29	H	Marquette	95 83	76	H	IUPUI	85 71	107	A	Butler	86 68
23	A	Villanova	58 84	36	H	Northern Colo.	88 94					107	H	Butler	87 65
25	H	Oklahoma	111 108	42	A	Creighton	82 54					116	A	Georgetown	78 62
				42	H	Creighton	77 67					116	H	Georgetown	85 86
				46	N	Gonzaga	88 71					121	H	Saint Louis	86 78
				50	N	FGCU	84 89					188	A	Northwestern	92 63
												201	N	Memphis	81 67
												209	A	Providence	71 48
												209	H	Providence	81 47
												214	A	Xavier	73 72
												214	H	Xavier	79 48
												313	H	Loyola Chicago	88 47
												334	H	Delaware St.	110 71

LAST 12 Division I GAMES:															
116	H	Georgetown	85 86	116	A	Georgetown	78 62								
214	A	Xavier	73 72	23	A	Villanova	58 84								
107	A	Butler	86 68	107	H	Butler	87 65								
209	H	Providence	81 47	214	H	Xavier	79 48								
42	H	Creighton	77 67	42	A	Creighton	82 54								
29	H	Marquette	95 83	209	A	Providence	71 48								

Non-Div I Games:

DePaul

Delaware

Del aware				Through Games Of Feb. 17, 2018							
Average RPI	Win:	220	WON-LOST	WINNING	LAST 10	STRENGTH OF	OPP. STRENGTH	TEAM	ADJ.	CONF.	ADJ CONF.
Average RPI	Loss:	116	RECORD	PCT. RANK	GAMES	SCHEDULE	OF SCHEDULE	RPI	RPI	RPI	RPI
DIV. I ONLY			15- 9	102	6- 4	190	176	125	125	10	10
DIV. I NON-CONF.			7- 4	102	0- 0	269	246	144	144	12	12

TOTALS	RPI 1-25			RPI 26-50		W-L RECORDS	RPI 51-100	RPI 101-999		RPI 201+	
15- 9	0- 1			0- 1		OVERALL	2- 3	13- 4		10- 1	
8- 3	0- 0			0- 0		HOME	2- 1	6- 2		5- 0	
6- 5	0- 1			0- 1		AWAY	0- 2	6- 1		4- 0	
1- 1	0- 0			0- 0		NEUTRAL	0- 0	1- 1		1- 1	
7- 4	0- 1			0- 1		NON-CONFERENCE	1- 0	6- 2		4- 1	
3- 1	0- 0			0- 0		HOME	1- 0	2- 1		2- 0	
3- 2	0- 1			0- 1		AWAY	0- 0	3- 0		1- 0	
1- 1	0- 0			0- 0		NEUTRAL	0- 0	1- 1		1- 1	
8- 5	0- 0			0- 0		CONFERENCE	1- 3	7- 2		6- 0	
5- 2	0- 0			0- 0		HOME	1- 1	4- 1		3- 0	
3- 3	0- 0			0- 0		AWAY	0- 2	3- 1		3- 0	
0- 0	0- 0			0- 0		NEUTRAL	0- 0	0- 0		0- 0	

RPI 1-25				RPI 26-50				RPI 51-100				RPI 101+				Team's RPI: 125	
RPI	S	Opponent	Score	RPI	S	Opponent	Score	RPI	S	Opponent	Score	RPI	S	Opponent	Score		
15	A	Buffalo	73 87	35	A	Princeton	60 78	55	H	American	72 56	136	A	Northeastern	59 73		
								56	A	Elon	51 64	136	H	Northeastern	53 64		
								56	H	Elon	80 66	159	A	Hartford	72 63		
								57	A	Drexel	53 74	160	H	William & Mary	68 59		
								67	H	James Madison	53 56	163	A	Army West Point	70 59		
												192	H	Boston U.	79 85		
												240	A	Hofstra	58 51		
												240	H	Hofstra	61 41		
												246	H	Loyola Maryland	71 38		
												253	A	Col. of Charleston	68 59		
												259	A	St. Bonaventure	53 52		
												263	H	Towson	51 49		
												264	A	UNCW	82 49		
												264	H	UNCW	80 62		
												334	H	Delaware St.	84 49		
												346	N	Eastern Ill.	66 37		
												348	N	Saint Peter's	87 90		
LAST 12 Division I GAMES:																	
				67	H	James Madison	53 56	56	A	Elon	51 64						
				240	H	Hofstra	61 41	264	A	UNCW	82 49						
				160	H	William & Mary	68 59	263	H	Towson	51 49						
				136	A	Northeastern	59 73	240	A	Hofstra	58 51						
				264	H	UNCW	80 62	253	A	Col. of Charleston	68 59						
				136	H	Northeastern	53 64	56	H	Elon	80 66						

Non-Div I Games:

Del aware

Delaware

Average RPI Win:	317	WON-LOST	WINNING	LAST 10	STRENGTH OF	OPP. STRENGTH	TEAM	ADJ.	CONF.	ADJ CONF.
Average RPI Loss:	191	RECORD	PCT. RANK	GAMES	SCHEDULE	OF SCHEDULE	RPI	RPI	RPI	RPI
DIV. I ONLY	4- 21	322	2- 8	285	305	334	334	30	30	
DIV. I NON-CONF.	1- 12	335	0- 0	187	120	323	323	30	30	

TOTALS	RPI 1-25	RPI 26-50	W-L RECORDS	RPI 51-100	RPI 101-999	RPI 201+				
4- 21	0- 0	0- 2	OVERALL	0- 1	4- 18	4- 9				
3- 7	0- 0	0- 0	HOME	0- 1	3- 6	3- 4				
1- 12	0- 0	0- 0	AWAY	0- 0	1- 5	1- 3				
0- 2	0- 0	0- 0	NEUTRAL	0- 0	0- 2	0- 0				
1- 12	0- 0	0- 2	NON-CONFERENCE	0- 1	1- 9	1- 2				
1- 3	0- 0	0- 0	HOME	0- 1	1- 2	1- 1				
0- 7	0- 0	0- 2	AWAY	0- 0	0- 5	0- 1				
0- 2	0- 0	0- 0	NEUTRAL	0- 0	0- 2	0- 0				
3- 9	0- 0	0- 0	CONFERENCE	0- 0	3- 9	3- 7				
2- 4	0- 0	0- 0	HOME	0- 0	2- 4	2- 3				
1- 5	0- 0	0- 0	AWAY	0- 0	1- 5	1- 4				
0- 0	0- 0	0- 0	NEUTRAL	0- 0	0- 0	0- 0				

RPI	S	Opponent	Score	RPI	S	Opponent	Score	RPI	S	Opponent	Score	RPI	S	Opponent	Score
33	A	DePaul	71 110	57	H	Drexel	52 73	120	H	Bethune-Cookman	60 68	125	A	Delaware	49 84
46	A	Michigan	36 105					139	H	Robert Morris	42 65	140	N	Ole Miss	58 110
								156	A	Florida	51 85	157	A	Kansas	49 81
								183	N	Stetson	43 58	193	A	Temple	72 96
								200	A	Hampton	62 66	211	A	N.C. A&T	55 75
								211	H	N.C. A&T	48 66	213	A	Norfolk St.	50 72
								234	H	La Salle	48 71	237	A	Fla. Atlantic	67 90
								260	A	Morgan St.	62 54	317	H	South Carolina St.	58 44
								333	A	N.C. Central	60 76	333	H	N.C. Central	67 74
								340	A	Florida A&M	54 59	340	H	Florida A&M	65 73
								342	H	Savannah St.	93 79	347	H	Longwood	60 56
LAST 12 Division I GAMES:															
340	H	Florida A&M	65 73	120	H	Bethune-Cookman	60 68	340	A	Florida A&M	54 59	200	A	Hampton	62 66
213	A	Norfolk St.	50 72	340	A	Florida A&M	54 59	211	H	N.C. A&T	48 66	317	H	South Carolina St.	58 44
333	A	N.C. Central	60 76	200	A	Hampton	62 66	333	H	N.C. Central	67 74	340	A	Florida A&M	54 59
211	A	N.C. A&T	55 75	211	H	N.C. A&T	48 66	340	H	Florida A&M	65 73	342	H	Savannah St.	93 79
342	H	Savannah St.	93 79	317	H	South Carolina St.	58 44	347	H	Longwood	60 56				
260	A	Morgan St.	62 54	333	H	N.C. Central	67 74								

Non-Div I Games:

Delaware St.

Average RPI Win:	283	WON-LOST	WINNING	LAST 10	STRENGTH OF	OPP. STRENGTH	TEAM	ADJ.	CONF.	ADJ CONF.
Average RPI Loss:	80	RECORD	PCT. RANK	GAMES	SCHEDULE	OF SCHEDULE	RPI	RPI	RPI	RPI
DIV. I ONLY	15- 12	138	6- 4	235	181	172	172	13	13	
DIV. I NON-CONF.	8- 6	143	0- 0	289	213	203	203	16	16	

TOTALS	RPI 1-25	RPI 26-50	W-L RECORDS	RPI 51-100	RPI 101-999	RPI 201+				
15- 12	0- 0	0- 3	OVERALL	0- 6	15- 3	14- 0				
6- 5	0- 0	0- 2	HOME	0- 2	6- 1	5- 0				
8- 5	0- 0	0- 1	AWAY	0- 2	8- 2	8- 0				
1- 2	0- 0	0- 0	NEUTRAL	0- 2	1- 0	1- 0				
8- 6	0- 0	0- 1	NON-CONFERENCE	0- 4	8- 1	8- 0				
2- 3	0- 0	0- 1	HOME	0- 1	2- 1	2- 0				
5- 1	0- 0	0- 0	AWAY	0- 1	5- 0	5- 0				
1- 2	0- 0	0- 0	NEUTRAL	0- 2	1- 0	1- 0				
7- 6	0- 0	0- 2	CONFERENCE	0- 2	7- 2	6- 0				
4- 2	0- 0	0- 1	HOME	0- 1	4- 0	3- 0				
3- 4	0- 0	0- 1	AWAY	0- 1	3- 2	3- 0				
0- 0	0- 0	0- 0	NEUTRAL	0- 0	0- 0	0- 0				

RPI	S	Opponent	Score	RPI	S	Opponent	Score	RPI	S	Opponent	Score	RPI	S	Opponent	Score	Team's RPI: 172
32	A	South Dakota St.	59 95	55	A	American	53 66	110	A	Western Ill.	93 118					
32	H	South Dakota St.	58 69	68	A	South Dakota	51 79	121	H	Colorado St.	56 61					
36	H	Northern Colo.	63 71	68	H	South Dakota	60 82	186	A	Oral Roberts	60 90					
				74	H	Wyoming	51 61	186	H	Oral Roberts	70 54					
				85	N	Liberty	69 82	204	N	Eastern Mich.	60 54					
				87	N	Miami (OH)	52 69	238	A	Omaha	85 74					
								238	H	Omaha	81 60					
								275	A	North Dakota St.	78 73					
								275	H	North Dakota St.	98 79					
								282	A	UMKC	77 68					
								296	A	Utah St.	74 72					
								307	A	Air Force	75 54					
								312	H	Northern Ariz.	80 73					
								320	A	UMBC	70 48					
								325	A	Cal St. Fullerton	83 58					
								327	H	Utah Valley	72 53					
								331	A	Fort Wayne	73 55					
								331	H	Fort Wayne	86 65					

LAST 12 Division I GAMES:																
238	H	Omaha	81 60	110	A	Western Ill.	93 118									
186	H	Oral Roberts	70 54	186	A	Oral Roberts	60 90									
275	A	North Dakota St.	78 73	238	A	Omaha	85 74									
32	A	South Dakota St.	59 95	275	H	North Dakota St.	98 79									
331	H	Fort Wayne	86 65	32	H	South Dakota St.	58 69									
68	H	South Dakota	60 82	331	A	Fort Wayne	73 55									

Non-Div I Games: Chadron St. 99 55

Denver

Average RPI Win:	332	WON-LOST	WINNING	LAST 10	STRENGTH OF	OPP. STRENGTH	TEAM	ADJ.	CONF.	ADJ CONF.
Average RPI Loss:	137	RECORD	PCT. RANK	GAMES	SCHEDULE	OF SCHEDULE	RPI	RPI	RPI	RPI
DIV. I ONLY	2- 24	342	2- 8	165	111	319	319	11	11	
DIV. I NON-CONF.	0- 11	337	0- 0	229	34	335	335	15	15	

TOTALS	RPI 1-25	RPI 26-50	W-L RECORDS	RPI 51-100	RPI 101-999	RPI 201+				
2- 24	0- 1	0- 1	OVERALL	0- 7	2- 15	2- 7				
1- 12	0- 1	0- 1	HOME	0- 4	1- 6	1- 3				
1- 10	0- 0	0- 0	AWAY	0- 3	1- 7	1- 3				
0- 2	0- 0	0- 0	NEUTRAL	0- 0	0- 2	0- 1				
0- 11	0- 0	0- 1	NON-CONFERENCE	0- 3	0- 7	0- 4				
0- 5	0- 0	0- 1	HOME	0- 2	0- 2	0- 2				
0- 4	0- 0	0- 0	AWAY	0- 1	0- 3	0- 1				
0- 2	0- 0	0- 0	NEUTRAL	0- 0	0- 2	0- 1				
2- 13	0- 1	0- 0	CONFERENCE	0- 4	2- 8	2- 3				
1- 7	0- 1	0- 0	HOME	0- 2	1- 4	1- 1				
1- 6	0- 0	0- 0	AWAY	0- 2	1- 4	1- 2				
0- 0	0- 0	0- 0	NEUTRAL	0- 0	0- 0	0- 0				

RPI 1-25				RPI 26-50				RPI 51-100				RPI 101+ Team's RPI: 319			
RPI	S	Opponent	Score	RPI	S	Opponent	Score	RPI	S	Opponent	Score	RPI	S	Opponent	Score
12	H	Green Bay	27 85	46	H	Michigan	50 86	59	H	Michigan St.	60 97	111	H	Milwaukee	61 70
								60	H	Toledo	64 81	113	A	Western Mich.	62 74
								76	A	IUPUI	62 90	119	A	Cleveland St.	50 75
								76	H	IUPUI	59 91	119	H	Cleveland St.	76 90
								87	A	Miami (OH)	64 91	135	N	Clemson	44 72
								99	A	Wright St.	55 85	157	A	Kent St.	74 82
								99	H	Wright St.	60 88	179	A	Youngstown St.	59 76
												179	H	Youngstown St.	52 72
												204	H	Eastern Mich.	76 78
												212	H	Bowling Green	81 85
												217	A	Illinois	65 73
												218	N	North Texas	57 63
												221	A	Oakland	50 83
												241	A	Northern Ky.	60 64
												241	H	Northern Ky.	67 78
												332	A	Ill. -Chicago	61 58
												332	H	Ill. -Chicago	73 60

LAST 12 Division I GAMES:															
76	H	IUPUI	59 91	221	A	Oakland	50 83								
332	H	Ill. -Chicago	73 60	111	H	Milwaukee	61 70								
241	A	Northern Ky.	60 64	12	H	Green Bay	27 85								
99	A	Wright St.	55 85	332	A	Ill. -Chicago	61 58								
179	H	Youngstown St.	52 72	76	A	IUPUI	62 90								
119	H	Cleveland St.	76 90	99	H	Wright St.	60 88								

Non-Div I Games:

Detroit Mercy

Average RPI	Win:	212	WON-LOST	WINNING	LAST 10	STRENGTH OF	OPP. STRENGTH	TEAM	ADJ.	CONF.	ADJ CONF.
Average RPI	Loss:	49	RECORD	PCT. RANK	GAMES	SCHEDULE	OF SCHEDULE	RPI	RPI	RPI	RPI
DIV. I ONLY		18- 7	58	10- 0	127	150	79	79	24	24	
DIV. I NON-CONF.		4- 7	226	0- 0	10	28	125	125	22	22	

TOTALS	RPI 1-25		RPI 26-50		W-L RECORDS	RPI 51-100		RPI 101-999		RPI 201+	
18- 7	0- 2		0- 2		OVERALL	1- 2		17- 1		9- 0	
10- 3	0- 0		0- 2		HOME	1- 1		9- 0		4- 0	
7- 3	0- 2		0- 0		AWAY	0- 1		7- 0		4- 0	
1- 1	0- 0		0- 0		NEUTRAL	0- 0		1- 1		1- 0	
4- 7	0- 2		0- 2		NON-CONFERENCE	1- 2		3- 1		1- 0	
3- 3	0- 0		0- 2		HOME	1- 1		2- 0		0- 0	
0- 3	0- 2		0- 0		AWAY	0- 1		0- 0		0- 0	
1- 1	0- 0		0- 0		NEUTRAL	0- 0		1- 1		1- 0	
14- 0	0- 0		0- 0		CONFERENCE	0- 0		14- 0		8- 0	
7- 0	0- 0		0- 0		HOME	0- 0		7- 0		4- 0	
7- 0	0- 0		0- 0		AWAY	0- 0		7- 0		4- 0	
0- 0	0- 0		0- 0		NEUTRAL	0- 0		0- 0		0- 0	

RPI 1-25				RPI 26-50				RPI 51-100				Team's RPI: 79	RPI 101+			
RPI	S	Opponent	Score	RPI	S	Opponent	Score	RPI	S	Opponent	Score		RPI	S	Opponent	Score
8	A	Oregon	77 110	32	H	South Dakota St.	78 85	65	H	Nebraska	84 89		103	A	Missouri St.	80 68
18	A	Iowa	66 79	42	H	Creighton	100 108	74	A	Wyoming	61 75		103	H	Missouri St.	84 65
								85	H	Liberty	96 68		104	N	George Mason	75 87
													111	H	Milwaukee	77 73
													112	H	Iowa St.	83 80
													147	A	Southern Ill.	75 64
													147	H	Southern Ill.	84 73
													150	A	UNI	72 67
													150	H	UNI	81 64
													251	A	Illinois St.	65 58
													257	A	Bradley	84 75
													277	A	Indiana St.	84 51
													277	H	Indiana St.	85 64
													293	H	Valparaiso	86 50
													313	H	Loyola Chicago	72 46
													338	N	Mississippi Val.	96 60
													349	A	Evansville	101 50
													349	H	Evansville	107 66

LAST 12 Division I GAMES:																
150	A	UNI	72 67	251	A	Illinois St.	65 58									
277	A	Indiana St.	84 51	150	H	UNI	81 64									
349	A	Evansville	101 50	349	H	Evansville	107 66									
103	H	Missouri St.	84 65	277	H	Indiana St.	85 64									
147	H	Southern Ill.	84 73	147	A	Southern Ill.	75 64									
257	A	Bradley	84 75	103	A	Missouri St.	80 68									

Non-Div I Games: Iowa Wesleyan 102 25

Drake

Average RPI Win: 196	WON-LOST RECORD	WINNING PCT. RANK	LAST 10 GAMES	STRENGTH OF SCHEDULE	OPP. STRENGTH OF SCHEDULE	TEAM RPI	ADJ. RPI	CONF. RPI	ADJ CONF. RPI
Average RPI Loss: 91									
DIV. I ONLY	22- 5	24	8- 2	208	99	64	64	12	12
DIV. I NON-CONF.	10- 3	52	0- 0	165	45	49	49	10	10

TOTALS	RPI 1-25	RPI 26-50	W-L RECORDS	RPI 51-100	RPI 101-999	RPI 201+			
22- 5	0- 1	2- 1	OVERALL	2- 0	18- 3	11- 0			
12- 1	0- 0	1- 0	HOME	1- 0	10- 1	8- 0			
9- 3	0- 0	1- 1	AWAY	1- 0	7- 2	2- 0			
1- 1	0- 1	0- 0	NEUTRAL	0- 0	1- 0	1- 0			
10- 3	0- 1	2- 0	NON-CONFERENCE	1- 0	7- 2	5- 0			
6- 0	0- 0	1- 0	HOME	1- 0	4- 0	3- 0			
3- 2	0- 0	1- 0	AWAY	0- 0	2- 2	1- 0			
1- 1	0- 1	0- 0	NEUTRAL	0- 0	1- 0	1- 0			
12- 2	0- 0	0- 1	CONFERENCE	1- 0	11- 1	6- 0			
6- 1	0- 0	0- 0	HOME	0- 0	6- 1	5- 0			
6- 1	0- 0	0- 1	AWAY	1- 0	5- 0	1- 0			
0- 0	0- 0	0- 0	NEUTRAL	0- 0	0- 0	0- 0			

RPI 1-25				RPI 26-50				RPI 51-100				Team's RPI: 64				RPI 101+			
RPI	S	Opponent	Score	RPI	S	Opponent	Score	RPI	S	Opponent	Score	RPI	S	Opponent	Score	RPI	S	Opponent	Score
1	N	UConn	52 104	28	H	Central Mich.	64 61	60	H	Toledo	73 54	104	H	George Mason	71 64				
				30	A	Virginia	74 63	90	A	George Washington	54 53	121	A	Saint Louis	76 66				
				38	A	Dayton	70 79					124	A	ETSU	77 81				
												130	H	Saint Francis (PA)	87 68				
												138	A	Charlotte	72 75				
												152	A	Saint Joseph's	61 42				
												152	H	Saint Joseph's	50 69				
												168	A	Pittsburgh	66 53				
												177	A	Davison	79 54				
												196	A	Richmond	78 70				
												210	H	Akron	66 60				
												211	N	N.C. A&T	73 60				
												234	H	La Salle	78 50				
												259	H	St. Bonaventure	73 59				
												280	H	Massachusetts	60 57				
												281	A	VCU	70 51				
												281	H	VCU	80 71				
												287	H	Central Conn. St.	83 58				
												324	H	Rhode Island	80 71				
												337	H	Iona	80 59				
												341	A	Winthrop	81 54				

										LAST 12 Division I GAMES:									
				324	H	Rhode Island	80 71					259	H	St. Bonaventure	73 59				
				121	A	Saint Louis	76 66					152	A	Saint Joseph's	61 42				
				152	H	Saint Joseph's	50 69					104	H	George Mason	71 64				
				281	H	VCU	80 71					234	H	La Salle	78 50				
				196	A	Richmond	78 70					90	A	George Washington	54 53				
				38	A	Dayton	70 79					281	A	VCU	70 51				

Non-Div I Games:

Duquesne

Average RPI Win:	223	WON-LOST	WINNING	LAST 10	STRENGTH OF	OPP. STRENGTH	TEAM	ADJ.	CONF.	ADJ CONF.
Average RPI Loss:	88	RECORD	PCT. RANK	GAMES	SCHEDULE	OF SCHEDULE	RPI	RPI	RPI	RPI
DIV. I ONLY	16- 10	107	8- 2	195	95	124	124	17	17	
DIV. I NON-CONF.	6- 8	209	0- 0	164	21	166	166	17	17	

TOTALS	RPI 1-25	RPI 26-50	W-L RECORDS	RPI 51-100	RPI 101-999	RPI 201+				
16- 10	0- 3	0- 0	OVERALL	1- 4	15- 3	9- 2				
9- 3	0- 0	0- 0	HOME	1- 2	8- 1	4- 1				
7- 4	0- 2	0- 0	AWAY	0- 1	7- 1	5- 1				
0- 3	0- 1	0- 0	NEUTRAL	0- 1	0- 1	0- 0				
6- 8	0- 3	0- 0	NON-CONFERENCE	1- 3	5- 2	4- 1				
3- 2	0- 0	0- 0	HOME	1- 1	2- 1	1- 1				
3- 3	0- 2	0- 0	AWAY	0- 1	3- 0	3- 0				
0- 3	0- 1	0- 0	NEUTRAL	0- 1	0- 1	0- 0				
10- 2	0- 0	0- 0	CONFERENCE	0- 1	10- 1	5- 1				
6- 1	0- 0	0- 0	HOME	0- 1	6- 0	3- 0				
4- 1	0- 0	0- 0	AWAY	0- 0	4- 1	2- 1				
0- 0	0- 0	0- 0	NEUTRAL	0- 0	0- 0	0- 0				

RPI 1-25				RPI 26-50				RPI 51-100				RPI 101+ Team's RPI: 124			
RPI	S	Opponent	Score	RPI	S	Opponent	Score	RPI	S	Opponent	Score	RPI	S	Opponent	Score
2	N	Notre Dame	46 77					54	A	Houston	69 88	113	N	Western Mi ch.	79 87
9	A	Tennessee	49 87					59	H	Michigan St.	74 83	115	A	Chattanooga	61 55
19	A	NC State	58 70					61	H	Mercer	65 85	115	H	Chattanooga	65 58
								64	H	Duquesne	81 77	132	H	Cincinnati	87 77
								92	N	Washington St.	76 80	145	H	Samford	76 48
												174	A	Furman	69 57
												174	H	Furman	56 46
												226	A	UNCG	61 65
												226	H	UNCG	60 52
												241	H	Northern Ky.	45 57
												270	A	Appalachian St.	70 57
												297	A	Murray St.	96 68
												298	A	Wofford	61 58
												298	H	Wofford	82 53
												305	H	Tennessee Tech	74 55
												306	A	Western Caro.	76 46
												306	H	Western Caro.	66 50
												341	A	Winthrop	74 63

LAST 12 Division I GAMES:															
174	H	Furman	56 46	61	H	Mercer	65 85								
298	H	Wofford	82 53	298	A	Wofford	61 58								
115	A	Chattanooga	61 55	174	A	Furman	69 57								
306	A	Western Caro.	76 46	115	H	Chattanooga	65 58								
226	A	UNCG	61 65	226	H	UNCG	60 52								
145	H	Samford	76 48	306	H	Western Caro.	66 50								

Non-Div I Games: North Greenville 90 67

ETSU

Average RPI Win:	219	WON-LOST	WINNING	LAST 10	STRENGTH OF	OPP. STRENGTH	TEAM	ADJ.	CONF.	ADJ CONF.
Average RPI Loss:	141	RECORD	PCT. RANK	GAMES	SCHEDULE	OF SCHEDULE	RPI	RPI	RPI	RPI
DIV. I ONLY	14- 12	150	6- 4	217	140	199	199	7	7	
DIV. I NON-CONF.	8- 5	111	0- 0	316	342	252	252	7	7	

TOTALS	RPI 1-25	RPI 26-50	W-L RECORDS	RPI 51-100	RPI 101-999	RPI 201+				
14- 12	0- 2	0- 0	OVERALL	1- 2	13- 8	8- 2				
11- 4	0- 1	0- 0	HOME	1- 0	10- 3	6- 0				
2- 6	0- 0	0- 0	AWAY	0- 2	2- 0	1- 0				
1- 2	0- 0	0- 0	NEUTRAL	0- 0	1- 2	1- 0				
8- 5	0- 0	0- 0	NON-CONFERENCE	0- 0	8- 5	7- 1				
6- 2	0- 0	0- 0	HOME	0- 0	6- 2	5- 0				
1- 1	0- 0	0- 0	AWAY	0- 0	1- 1	1- 1				
1- 2	0- 0	0- 0	NEUTRAL	0- 0	1- 2	1- 0				
6- 7	0- 2	0- 0	CONFERENCE	1- 2	5- 3	1- 1				
5- 2	0- 1	0- 0	HOME	1- 0	4- 1	1- 0				
1- 5	0- 1	0- 0	AWAY	0- 2	1- 2	0- 1				
0- 0	0- 0	0- 0	NEUTRAL	0- 0	0- 0	0- 0				

RPI 1-25				RPI 26-50				RPI 51-100				RPI 101+				Team's RPI: 199
RPI	S	Opponent	Score	RPI	S	Opponent	Score	RPI	S	Opponent	Score	RPI	S	Opponent	Score	
1	H	UConn	35 96					54	A	Houston	81 97	132	A	Cincinnati	79 70	
24	A	South Fla.	47 88					54	H	Houston	80 78	132	H	Cincinnati	54 66	
								100	A	Tulane	58 64	137	H	Wichita St.	77 67	
												138	H	Charlotte	58 55	
												160	H	William & Mary	65 71	
												169	N	UTEP	79 93	
												171	H	Tulsa	73 67	
												180	N	Jacksonville St.	73 82	
												196	H	Richmond	64 65	
												201	A	Memphis	36 72	
												201	H	Memphis	75 62	
												205	A	SMU	51 65	
												205	H	SMU	76 47	
												213	H	Norfolk St.	51 46	
												264	A	UNCW	62 66	
												271	H	UMES	64 54	
												284	N	Rider	66 63	
												286	H	USC Upstate	66 53	
												301	A	Kennesaw St.	66 56	
												333	H	N.C. Central	73 61	
												342	H	Savannah St.	103 37	

LAST 12 Division I GAMES:																
54	A	Houston	81 97	100	A	Tulane	58 64									
201	H	Memphis	75 62	54	H	Houston	80 78									
24	A	South Fla.	47 88	205	A	SMU	51 65									
205	H	SMU	76 47	171	H	Tulsa	73 67									
137	H	Wichita St.	77 67	201	A	Memphis	36 72									
132	A	Cincinnati	79 70	1	H	UConn	35 96									

Non-Div I Games:

East Carolina

Loss,
Non-Conf,
S Site,
H Home
A Away
N Neutral

Average RPI Win:	339	WON-LOST	WINNING	LAST 10	STRENGTH OF	OPP. STRENGTH	TEAM	ADJ.	CONF.	ADJ CONF.
Average RPI Loss:	205	RECORD	PCT. RANK	GAMES	SCHEDULE	OF SCHEDULE	RPI	RPI	RPI	RPI
DIV. I ONLY	2- 25	345	0- 10	278	321	346	346	25	25	
DIV. I NON-CONF.	1- 10	327	0- 0	290	326	345	345	27	27	

TOTALS	RPI 1-25	RPI 26-50	W-L RECORDS	RPI 51-100	RPI 101-999	RPI 201+				
2- 25	0- 0	0- 0	OVERALL	0- 3	2- 22	2- 12				
2- 10	0- 0	0- 0	HOME	0- 1	2- 9	2- 6				
0- 14	0- 0	0- 0	AWAY	0- 2	0- 12	0- 6				
0- 1	0- 0	0- 0	NEUTRAL	0- 0	0- 1	0- 0				
1- 10	0- 0	0- 0	NON-CONFERENCE	0- 1	1- 9	1- 4				
1- 4	0- 0	0- 0	HOME	0- 0	1- 4	1- 3				
0- 5	0- 0	0- 0	AWAY	0- 1	0- 4	0- 1				
0- 1	0- 0	0- 0	NEUTRAL	0- 0	0- 1	0- 0				
1- 15	0- 0	0- 0	CONFERENCE	0- 2	1- 13	1- 8				
1- 6	0- 0	0- 0	HOME	0- 1	1- 5	1- 3				
0- 9	0- 0	0- 0	AWAY	0- 1	0- 8	0- 5				
0- 0	0- 0	0- 0	NEUTRAL	0- 0	0- 0	0- 0				

RPI 1-25				RPI 26-50				RPI 51-100				RPI 101+				Team's RPI: 346	
RPI	S	Opponent	Score	RPI	S	Opponent	Score	RPI	S	Opponent	Score	RPI	S	Opponent	Score		
								69	A	Belmont	37	59	119	A	Cleveland St.	69	77
								69	H	Belmont	58	86	125	N	Delaware	37	66
								99	A	Wright St.	46	81	133	H	Northern Ill.	64	93
												152	A	Saint Joseph's	62	80	
												153	A	SIUE	52	62	
												180	H	Jacksonville St.	50	59	
												188	A	Northwestern	40	74	
												191	A	UT Martin	57	85	
												191	H	UT Martin	44	72	
												195	A	Morehead St.	81	89	
												218	H	North Texas	61	63	
												222	A	Southeast Mo. St.	48	51	
												222	H	Southeast Mo. St.	54	77	
												243	A	Austin Peay	59	69	
												243	H	Austin Peay	66	75	
												257	H	Bradley	52	67	
												293	H	Valparaiso	67	76	
												297	A	Murray St.	61	72	
												303	A	Eastern Ky.	51	67	
												305	H	Tennessee Tech	57	60	
												328	A	Tennessee St.	68	86	
												328	H	Tennessee St.	66	59	
												331	A	Fort Wayne	77	93	
												349	H	Evansville	79	52	
LAST 12 Division I GAMES:																	
				191	A	UT Martin	57	85	328	A	Tennessee St.	68	86				
				222	A	Southeast Mo. St.	48	51	69	A	Belmont	37	59				
				243	H	Austin Peay	66	75	222	H	Southeast Mo. St.	54	77				
				153	A	SIUE	52	62	191	H	UT Martin	44	72				
				305	H	Tennessee Tech	57	60	69	H	Belmont	58	86				
				180	H	Jacksonville St.	50	59	328	H	Tennessee St.	66	59				

Non-Div I Games:

Eastern Ill.

Average RPI Win:	266	WON-LOST	WINNING	LAST 10	STRENGTH OF	OPP. STRENGTH	TEAM	ADJ.	CONF.	ADJ CONF.
Average RPI Loss:	187	RECORD	PCT. RANK	GAMES	SCHEDULE	OF SCHEDULE	RPI	RPI	RPI	RPI
DIV. I ONLY	7- 17	280	3- 7	297	239	303	303	25	25	
DIV. I NON-CONF.	2- 6	280	0- 0	306	70	297	297	27	27	

TOTALS	RPI 1-25	RPI 26-50	W-L RECORDS	RPI 51-100	RPI 101-999	RPI 201+				
7- 17	0- 0	0- 0	OVERALL	0- 3	7- 14	5- 7				
5- 6	0- 0	0- 0	HOME	0- 2	5- 4	3- 1				
2- 11	0- 0	0- 0	AWAY	0- 1	2- 10	2- 6				
0- 0	0- 0	0- 0	NEUTRAL	0- 0	0- 0	0- 0				
2- 6	0- 0	0- 0	NON-CONFERENCE	0- 1	2- 5	2- 2				
1- 2	0- 0	0- 0	HOME	0- 1	1- 1	1- 0				
1- 4	0- 0	0- 0	AWAY	0- 0	1- 4	1- 2				
0- 0	0- 0	0- 0	NEUTRAL	0- 0	0- 0	0- 0				
5- 11	0- 0	0- 0	CONFERENCE	0- 2	5- 9	3- 5				
4- 4	0- 0	0- 0	HOME	0- 1	4- 3	2- 1				
1- 7	0- 0	0- 0	AWAY	0- 1	1- 6	1- 4				
0- 0	0- 0	0- 0	NEUTRAL	0- 0	0- 0	0- 0				

RPI 1-25				RPI 26-50				RPI 51-100				RPI 101+ Team's RPI: 303					
RPI	S	Opponent	Score	RPI	S	Opponent	Score	RPI	S	Opponent	Score	RPI	S	Opponent	Score		
								69	A	Belmont	62	95	104	A	George Mason	41	64
								69	H	Belmont	55	77	132	A	Cincinnati	53	64
								86	H	Ohio	57	69	153	H	SIUE	60	62
												157	H	Kent St.	57	65	
												180	A	Jacksonville St.	51	65	
												180	H	Jacksonville St.	48	44	
												191	A	UT Martin	49	77	
												191	H	UT Martin	54	72	
												195	H	Morehead St.	59	56	
												210	A	Akron	45	62	
												212	A	Bowling Green	60	77	
												222	A	Southeast Mo. St.	55	69	
												226	H	UNCG	70	59	
												243	A	Austin Peay	45	59	
												297	A	Murray St.	68	75	
												305	A	Tennessee Tech	76	68	
												305	H	Tennessee Tech	55	53	
												306	A	Western Caro.	62	59	
												328	A	Tennessee St.	58	69	
												328	H	Tennessee St.	58	59	
												346	H	Eastern Ill.	67	51	

LAST 12 Division I GAMES:																	
328	A	Tennessee St.	58	69	297	A	Murray St.	68	75								
69	A	Belmont	62	95	243	A	Austin Peay	45	59								
195	H	Morehead St.	59	56	180	H	Jacksonville St.	48	44								
191	H	UT Martin	54	72	305	H	Tennessee Tech	55	53								
328	H	Tennessee St.	58	59	222	A	Southeast Mo. St.	55	69								
69	H	Belmont	55	77	191	A	UT Martin	49	77								

Non-Div I Games: Ohio Christian 69 45

Eastern Ky.

Average RPI Win:	189	WON-LOST	WINNING	LAST 10	STRENGTH OF	OPP. STRENGTH	TEAM	ADJ.	CONF.	ADJ CONF.
Average RPI Loss:	136	RECORD	PCT. RANK	GAMES	SCHEDULE	OF SCHEDULE	RPI	RPI	RPI	RPI
DIV. I ONLY	9- 15	239	4- 6	147	130	204	204	8	8	
DIV. I NON-CONF.	3- 7	254	0- 0	328	339	311	311	8	8	

TOTALS	RPI 1-25	RPI 26-50	W-L RECORDS	RPI 51-100	RPI 101-999	RPI 201+				
9- 15	0- 1	0- 4	OVERALL	3- 1	6- 9	4- 4				
5- 4	0- 0	0- 1	HOME	2- 1	3- 2	2- 1				
4- 10	0- 1	0- 3	AWAY	1- 0	3- 6	2- 3				
0- 1	0- 0	0- 0	NEUTRAL	0- 0	0- 1	0- 0				
3- 7	0- 0	0- 1	NON-CONFERENCE	0- 0	3- 6	3- 3				
2- 0	0- 0	0- 0	HOME	0- 0	2- 0	2- 0				
1- 6	0- 0	0- 1	AWAY	0- 0	1- 5	1- 3				
0- 1	0- 0	0- 0	NEUTRAL	0- 0	0- 1	0- 0				
6- 8	0- 1	0- 3	CONFERENCE	3- 1	3- 3	1- 1				
3- 4	0- 0	0- 1	HOME	2- 1	1- 2	0- 1				
3- 4	0- 1	0- 2	AWAY	1- 0	2- 1	1- 0				
0- 0	0- 0	0- 0	NEUTRAL	0- 0	0- 0	0- 0				

RPI	S	Opponent	Score	RPI	S	Opponent	Score	RPI	S	Opponent	Score	RPI	S	Opponent	Score	Team's RPI: 204
15	A	Buffalo	92 97	28	A	Central Mich.	82 95	60	H	Toledo	70 57	113	H	Western Mich.	69 67	
				28	H	Central Mich.	72 95	86	H	Ohio	73 58	119	A	Cleveland St.	65 77	
				37	A	Ball St.	85 91	87	A	Miami (OH)	74 59	133	A	Northern Ill.	83 76	
				40	A	Minnesota	56 80	87	H	Miami (OH)	69 73	142	A	Loyola Marymount	64 73	
												157	A	Kent St.	69 76	
												157	H	Kent St.	60 67	
												172	N	Denver	54 60	
												210	H	Akron	65 77	
												212	A	Bowling Green	54 52	
												251	A	Illinois St.	56 65	
												259	A	St. Bonaventure	51 70	
												319	A	Detroit Mercy	78 76	
												332	A	Ill. -Chicago	70 73	
												340	H	Florida A&M	83 61	
												347	H	Longwood	73 44	

LAST 12 Division I GAMES:																
				28	A	Central Mich.	82 95	87	H	Miami (OH)	69 73					
				86	H	Ohio	73 58	133	A	Northern Ill.	83 76					
				210	H	Akron	65 77	113	H	Western Mich.	69 67					
				37	A	Ball St.	85 91	87	A	Miami (OH)	74 59					
				28	H	Central Mich.	72 95	157	A	Kent St.	69 76					
				15	A	Buffalo	92 97	60	H	Toledo	70 57					

Non-Div I Games: Rochester College 62 29

Eastern Mich.

Average RPI Win:	238	WON-LOST	WINNING	LAST 10	STRENGTH OF	OPP. STRENGTH	TEAM	ADJ.	CONF.	ADJ CONF.
Average RPI Loss:	104	RECORD	PCT. RANK	GAMES	SCHEDULE	OF SCHEDULE	RPI	RPI	RPI	RPI
DIV. I ONLY	12- 13	189	6- 4	163	120	173	173	19	19	
DIV. I NON-CONF.	4- 7	226	0- 0	73	145	164	164	14	14	

TOTALS	RPI 1-25	RPI 26-50	W-L RECORDS	RPI 51-100	RPI 101-999	RPI 201+				
12- 13	0- 1	0- 4	OVERALL	0- 1	12- 7	7- 1				
8- 3	0- 0	0- 1	HOME	0- 0	8- 2	4- 0				
3- 9	0- 1	0- 3	AWAY	0- 0	3- 5	3- 1				
1- 1	0- 0	0- 0	NEUTRAL	0- 1	1- 0	0- 0				
4- 7	0- 1	0- 2	NON-CONFERENCE	0- 1	4- 3	2- 0				
2- 2	0- 0	0- 0	HOME	0- 0	2- 2	1- 0				
1- 4	0- 1	0- 2	AWAY	0- 0	1- 1	1- 0				
1- 1	0- 0	0- 0	NEUTRAL	0- 1	1- 0	0- 0				
8- 6	0- 0	0- 2	CONFERENCE	0- 0	8- 4	5- 1				
6- 1	0- 0	0- 1	HOME	0- 0	6- 0	3- 0				
2- 5	0- 0	0- 1	AWAY	0- 0	2- 4	2- 1				
0- 0	0- 0	0- 0	NEUTRAL	0- 0	0- 0	0- 0				

RPI 1-25				RPI 26-50				RPI 51-100				RPI 101+ Team's RPI: 173			
RPI	S	Opponent	Score	RPI	S	Opponent	Score	RPI	S	Opponent	Score	RPI	S	Opponent	Score
8	A	Oregon	40 81	36	A	Northern Colo.	62 68	78	N	Saint Mary's (CA)	56 76	128	A	Portland St.	60 75
				36	H	Northern Colo.	65 70					128	H	Portland St.	64 57
				41	A	Purdue	40 65					129	A	Fresno St.	56 81
				46	A	Gonzaga	45 69					131	A	Idaho	71 85
												131	H	Idaho	71 64
												143	H	BYU	69 73
												161	H	Cal Poly	75 72
												164	H	Boise St.	57 61
												176	A	North Dakota	79 81
												176	H	North Dakota	74 70
												191	N	UT Martin	61 58
												233	A	Montana St.	74 77
												249	A	Montana	75 72
												278	A	Sacramento St.	83 72
												278	H	Sacramento St.	83 76
												307	A	Air Force	65 63
												312	H	Northern Ariz.	82 62
												322	H	Southern Utah	58 41
												327	H	Utah Valley	61 41

LAST 12 Division I GAMES:															
233	A	Montana St.	74 77	176	A	North Dakota	79 81								
249	A	Montana	75 72	322	H	Southern Utah	58 41								
131	A	Idaho	71 85	312	H	Northern Ariz.	82 62								
128	H	Portland St.	64 57	131	H	Idaho	71 64								
278	H	Sacramento St.	83 76	278	A	Sacramento St.	83 72								
36	A	Northern Colo.	62 68	128	A	Portland St.	60 75								

Non-Div I Games: Multnomah 88 42

Eastern Wash.

Loss,
Non-Conf, S Site,
H Home
A Away
N Neutral

Average RPI Win:	195	WON-LOST	WINNING	LAST 10	STRENGTH OF	OPP. STRENGTH	TEAM	ADJ.	CONF.	ADJ CONF.
Average RPI Loss:	78	RECORD	PCT. RANK	GAMES	SCHEDULE	OF SCHEDULE	RPI	RPI	RPI	RPI
DIV. I ONLY	17- 7	61	8- 2	118	123	56	56	10	10	
DIV. I NON-CONF.	7- 3	74	0- 0	152	76	61	61	12	12	
<hr/>										
TOTALS	RPI 1-25	RPI 26-50	W-L RECORDS	RPI 51-100	RPI 101-999	RPI 201+				
17- 7	0- 2	1- 0	OVERALL	3- 3	13- 2	9- 0				
10- 0	0- 0	0- 0	HOME	2- 0	8- 0	5- 0				
6- 6	0- 0	1- 0	AWAY	0- 0	5- 0	4- 0				
1- 1	0- 1	0- 0	NEUTRAL	1- 0	0- 0	0- 0				
7- 3	0- 2	1- 0	NON-CONFERENCE	1- 1	5- 0	3- 0				
3- 0	0- 0	0- 0	HOME	0- 0	3- 0	2- 0				
3- 2	0- 1	1- 0	AWAY	0- 1	2- 0	1- 0				
1- 1	0- 1	0- 0	NEUTRAL	1- 0	0- 0	0- 0				
10- 4	0- 0	0- 0	CONFERENCE	2- 2	8- 2	6- 0				
7- 0	0- 0	0- 0	HOME	2- 0	5- 0	3- 0				
3- 4	0- 0	0- 0	AWAY	0- 2	3- 2	3- 0				
0- 0	0- 0	0- 0	NEUTRAL	0- 0	0- 0	0- 0				

RPI 1-25				RPI 26-50				RPI 51-100				RPI 101+			
RPI	S	Opponent	Score	RPI	S	Opponent	Score	RPI	S	Opponent	Score	RPI	S	Opponent	Score
18	N	Iowa	61 74	44	A	UCF	71 57	57	A	Drexel	56 58	125	A	Delaware	66 80
19	A	NC State	57 70					57	H	Drexel	70 58	125	H	Delaware	64 51
								67	A	James Madison	67 70	136	H	Northeastern	78 71
								67	H	James Madison	50 43	160	A	William & Mary	75 81
								84	N	Alabama	60 55	177	A	Davidson	75 58
								98	A	Wake Forest	51 53	200	H	Hampton	82 59
												211	A	N. C. A&T	90 59
												240	A	Hofstra	72 65
												253	A	Col. of Charleston	77 55
												253	H	Col. of Charleston	97 44
												263	A	Towson	71 45
												263	H	Towson	84 61
												264	H	UNCW	75 67
												333	H	N. C. Central	78 50
												341	H	Winthrop	98 37
<hr/>															
LAST 12 Division I GAMES:															
240	A	Hofstra	72 65	57	A	Drexel	56 58								
253	H	Col. of Charleston	97 44	125	H	Delaware	64 51								
57	H	Drexel	70 58	263	H	Towson	84 61								
67	H	James Madison	50 43	160	A	William & Mary	75 81								
253	A	Col. of Charleston	77 55	67	A	James Madison	67 70								
263	A	Towson	71 45	136	H	Northeastern	78 71								

Non-Div I Games: Coker

106 54

E l o n

Average RPI Win:	297	WON-LOST	WINNING	LAST 10	STRENGTH OF	OPP. STRENGTH	TEAM	ADJ.	CONF.	ADJ CONF.
Average RPI Loss:	211	RECORD	PCT. RANK	GAMES	SCHEDULE	OF SCHEDULE	RPI	RPI	RPI	RPI

DIV. I ONLY	1- 21	347	0- 10	305	298	349	349	24	24
DIV. I NON-CONF.	1- 8	313	0- 0	309	343	346	346	22	22

TOTALS	RPI 1-25	RPI 26-50	W-L RECORDS	RPI 51-100	RPI 101-999	RPI 201+			
1- 21	0- 0	0- 1	OVERALL	0- 3	1- 17	1- 12			
1- 8	0- 0	0- 0	HOME	0- 1	1- 7	1- 3			
0- 13	0- 0	0- 0	AWAY	0- 1	0- 2	0- 2			
0- 0	0- 0	0- 0	NEUTRAL	0- 0	0- 0	0- 0			
1- 8	0- 0	0- 1	NON-CONFERENCE	0- 1	1- 6	1- 5			
1- 1	0- 0	0- 0	HOME	0- 0	1- 1	1- 0			
0- 7	0- 0	0- 1	AWAY	0- 1	0- 5	0- 5			
0- 0	0- 0	0- 0	NEUTRAL	0- 0	0- 0	0- 0			
0- 13	0- 0	0- 0	CONFERENCE	0- 2	0- 11	0- 7			
0- 7	0- 0	0- 0	HOME	0- 1	0- 6	0- 3			
0- 6	0- 0	0- 0	AWAY	0- 1	0- 5	0- 4			
0- 0	0- 0	0- 0	NEUTRAL	0- 0	0- 0	0- 0			

RPI 1-25	RPI 26-50	RPI 51-100	RPI 101+	Team's RPI: 349
RPI S Opponent Score	RPI S Opponent Score	RPI S Opponent Score	RPI S Opponent Score	
	45 A Western Ky. 54 92	79 A Drake 66 107	103 H Missouri St. 65 95	
		79 H Drake 50 101	147 H Southern Ill. 62 74	
		97 A Kentucky 62 100	150 A UNI 41 65	
			150 H UNI 60 85	
			195 H Morehead St. 75 82	
			222 A Southeast Mo. St. 65 74	
			243 A Austin Peay 73 82	
			251 H Illinois St. 43 67	
			257 A Bradley 47 92	
			257 H Bradley 59 117	
			277 A Indiana St. 48 56	
			277 H Indiana St. 57 66	
			293 A Valparaiso 59 101	
			297 H Murray St. 89 81	
			313 A Loyola Chicago 63 82	
			314 A Alabama A&M 56 70	
			332 A Ill. -Chicago 77 96	
			346 A Eastern Ill. 52 79	
LAST 12 Division I GAMES:				
	257 A Bradley 47 92	257 H Bradley 59 117		
	150 H UNI 60 85	251 H Illinois St. 43 67		
	79 H Drake 50 101	79 A Drake 66 107		
	277 H Indiana St. 57 66	150 A UNI 41 65		
	313 A Loyola Chicago 63 82	277 A Indiana St. 48 56		
	293 A Valparaiso 59 101	103 H Missouri St. 65 95		

Non-Div I Games: Oakland City 96 59 Westminster (MO) 79 53

FGCU		Average RPI Win: 199	WON-LOST RECORD	WINNING PCT. RANK	LAST 10 GAMES	STRENGTH OF SCHEDULE	OPP. STRENGTH OF SCHEDULE	TEAM RPI	ADJ. RPI	CONF. RPI	ADJ CONF. RPI
Average RPI Loss: 111											
DIV. I ONLY		22- 4	10	9- 1	175	160	50	50	23	23	
DIV. I NON-CONF.		11- 3	45	0- 0	60	57	26	26	21	21	

TOTALS	RPI 1-25	RPI 26-50	W-L RECORDS		RPI 51-100	RPI 101-999	RPI 201+				
22- 4	0- 1	2- 0	OVERALL		4- 1	16- 2	12- 1				
11- 0	0- 0	1- 0	HOME		3- 0	7- 0	5- 0				
9- 2	0- 0	0- 0	AWAY		1- 0	8- 0	7- 0				
2- 2	0- 1	1- 0	NEUTRAL		0- 1	1- 0	0- 0				
11- 3	0- 1	2- 0	NON-CONFERENCE		2- 1	7- 1	4- 0				
5- 0	0- 0	1- 0	HOME		2- 0	2- 0	1- 0				
4- 1	0- 0	0- 0	AWAY		0- 0	4- 1	3- 0				
2- 2	0- 1	1- 0	NEUTRAL		0- 1	1- 0	0- 0				
11- 1	0- 0	0- 0	CONFERENCE		2- 0	9- 1	8- 1				
6- 0	0- 0	0- 0	HOME		1- 0	5- 0	4- 0				
5- 1	0- 0	0- 0	AWAY		1- 0	4- 1	4- 1				
0- 0	0- 0	0- 0	NEUTRAL		0- 0	0- 0	0- 0				

RPI 1-25				RPI 26-50				Team's RPI: 50				RPI 51-100				RPI 101+			
RPI	S	Opponent	Score	RPI	S	Opponent	Score	RPI	S	Opponent	Score	RPI	S	Opponent	Score	RPI	S	Opponent	Score
7	N	Ohio St.	62 104	32	H	South Dakota St.	87 78	69	N	Belmont	65 75	115	A	Chattanooga	61 68				
				33	N	DePaul	89 84	71	H	Harvard	65 56	153	H	SIUE	66 49				
								93	A	Jacksonville	65 63	157	N	Kent St.	80 62				
								93	H	Jacksonville	63 58	183	H	Stetson	80 40				
								97	H	Kentucky	70 64	194	A	Siena	63 50				
												210	A	Akron	82 63				
												217	H	Illinois	85 61				
												225	A	Abilene Christian	94 55				
												254	A	North Florida	73 75				
												254	H	North Florida	67 52				
												258	A	Lipscomb	68 54				
												258	H	Lipscomb	88 52				
												286	A	USC Upstate	88 44				
												286	H	USC Upstate	93 60				
												301	A	Kennesaw St.	78 57				
												302	A	FIU	88 52				
												338	A	NJIT	89 43				
												338	H	NJIT	90 66				
LAST 12 Division I GAMES:																			
258	H	Lipscomb	88 52	93	H	Jacksonville	63 58												
338	A	NJIT	89 43	258	A	Lipscomb	68 54												
286	A	USC Upstate	88 44	301	A	Kennesaw St.	78 57												
254	H	North Florida	67 52	286	H	USC Upstate	93 60												
93	A	Jacksonville	65 63	338	H	NJIT	90 66												
254	A	North Florida	73 75	183	H	Stetson	80 40												

Non-Div I Games: Southeastern (FL) 76 66 Ave Maria 99 35 Fla. Memorial 82 43

FGCU

Loss, Non-Conf, S Site, H Home A Away N Neutral

Average RPI Win:	246	WON-LOST	WINNING	LAST 10	STRENGTH OF	OPP. STRENGTH	TEAM	ADJ.	CONF.	ADJ CONF.
Average RPI Loss:	171	RECORD	PCT. RANK	GAMES	SCHEDULE	OF SCHEDULE	RPI	RPI	RPI	RPI
DIV. I ONLY	7- 19	288	3- 7	187	228	302	302	18	18	
DIV. I NON-CONF.	3- 10	285	0- 0	226	269	315	315	19	19	

TOTALS	RPI 1-25	RPI 26-50	W-L RECORDS	RPI 51-100	RPI 101-999	RPI 201+				
7- 19	0- 1	0- 3	OVERALL	1- 1	6- 14	5- 8				
7- 10	0- 1	0- 1	HOME	1- 1	6- 7	5- 3				
0- 9	0- 0	0- 2	AWAY	0- 0	0- 7	0- 5				
0- 0	0- 0	0- 0	NEUTRAL	0- 0	0- 0	0- 0				
3- 10	0- 1	0- 2	NON-CONFERENCE	0- 0	3- 7	3- 4				
3- 6	0- 1	0- 1	HOME	0- 0	3- 4	3- 2				
0- 4	0- 0	0- 1	AWAY	0- 0	0- 3	0- 2				
0- 0	0- 0	0- 0	NEUTRAL	0- 0	0- 0	0- 0				
4- 9	0- 0	0- 1	CONFERENCE	1- 1	3- 7	2- 4				
4- 4	0- 0	0- 0	HOME	1- 1	3- 3	2- 1				
0- 5	0- 0	0- 1	AWAY	0- 0	0- 4	0- 3				
0- 0	0- 0	0- 0	NEUTRAL	0- 0	0- 0	0- 0				

RPI 1-25				RPI 26-50				RPI 51-100				RPI 101+ Team's RPI: 302			
RPI	S	Opponent	Score	RPI	S	Opponent	Score	RPI	S	Opponent	Score	RPI	S	Opponent	Score
24	H	South Fla.	52 82	45	A	Western Ky.	47 101	80	H	UAB	61 71	114	H	Middle Tenn.	59 63
				49	A	Miami (FL)	69 77	96	H	Rice	68 58	116	A	Georgetown	56 77
				50	H	FGCU	52 88					120	H	Bethune-Cookman	59 77
												135	H	Clemson	65 67
												138	A	Charlotte	57 80
												167	H	Louisiana Tech	57 54
												169	H	UTEP	76 77
												218	H	North Texas	46 92
												237	H	Fla. Atlantic	86 65
												248	A	Howard	62 69
												260	A	Morgan St.	51 62
												274	A	Old Dominion	60 68
												275	H	North Dakota St.	68 71
												291	H	Vermont	80 70
												294	A	UTSA	66 69
												307	H	Air Force	70 69
												309	H	Charleston So.	77 70
												314	H	Alabama A&M	51 58
												318	A	Marshall I	75 78
												318	H	Marshall I	67 54

LAST 12 Division I GAMES:															
				237	H	Fla. Atlantic	86 65	318	A	Marshall I	75 78				
				294	A	UTSA	66 69	80	H	UAB	61 71				
				114	H	Middle Tenn.	59 63	167	H	Louisiana Tech	57 54				
				218	H	North Texas	46 92	96	H	Rice	68 58				
				138	A	Charlotte	57 80	45	A	Western Ky.	47 101				
				274	A	Old Dominion	60 68	318	H	Marshall I	67 54				

Non-Div I Games:

FIU

Average RPI Win: 279	WON-LOST RECORD	WINNING PCT. RANK	LAST 10 GAMES	STRENGTH OF SCHEDULE	OPP. STRENGTH OF SCHEDULE	TEAM RPI	ADJ. RPI	CONF. RPI	ADJ CONF. RPI
Average RPI Loss: 164									
DIV. I ONLY	11- 15	216	5- 5	287	270	256	256	28	28
DIV. I NON-CONF.	3- 8	268	0- 0	294	198	300	300	26	26

TOTALS	RPI 1-25	RPI 26-50	W-L RECORDS	RPI 51-100	RPI 101-999	RPI 201+			
11- 15	0- 1	0- 0	OVERALL	0- 2	11- 12	10- 3			
7- 5	0- 1	0- 0	HOME	0- 1	7- 3	6- 1			
4- 9	0- 0	0- 0	AWAY	0- 1	4- 8	4- 2			
0- 1	0- 0	0- 0	NEUTRAL	0- 0	0- 1	0- 0			
3- 8	0- 1	0- 0	NON-CONFERENCE	0- 0	3- 7	3- 1			
2- 2	0- 1	0- 0	HOME	0- 0	2- 1	2- 0			
1- 5	0- 0	0- 0	AWAY	0- 0	1- 5	1- 1			
0- 1	0- 0	0- 0	NEUTRAL	0- 0	0- 1	0- 0			
8- 7	0- 0	0- 0	CONFERENCE	0- 2	8- 5	7- 2			
5- 3	0- 0	0- 0	HOME	0- 1	5- 2	4- 1			
3- 4	0- 0	0- 0	AWAY	0- 1	3- 3	3- 1			
0- 0	0- 0	0- 0	NEUTRAL	0- 0	0- 0	0- 0			

RPI 1-25				RPI 26-50				RPI 51-100				RPI 101+				Team's RPI: 256
RPI	S	Opponent	Score	RPI	S	Opponent	Score	RPI	S	Opponent	Score	RPI	S	Opponent	Score	
23	H	Villanova	44 73					51	A	Quinnipiac	45 77	101	A	Seton Hall	61 80	
								51	H	Quinnipiac	39 58	136	A	Northeastern	43 63	
												155	A	Marist	63 71	
												155	H	Marist	34 48	
												160	A	William & Mary	47 57	
												182	N	New Hampshire	61 71	
												190	A	Lehigh	53 56	
												194	A	Siena	40 51	
												194	H	Siena	44 43	
												196	H	Richmond	67 72	
												202	A	Boston College	66 58	
												239	H	Niagara	59 53	
												252	A	Manhattan	44 55	
												252	H	Manhattan	55 52	
												284	A	Rider	68 57	
												284	H	Rider	45 61	
												285	A	Canisius	56 52	
												288	H	Mt. St. Mary's	76 65	
												299	H	Monmouth	61 55	
												324	A	Rhode Island	47 62	
												337	A	Iona	78 68	
												344	H	UMass Lowell	78 67	
												348	H	Saint Peter's	62 41	

LAST 12 Division I GAMES:																
194	H	Siena	44 43	284	A	Rider	68 57									
155	H	Marist	34 48	194	A	Siena	40 51									
252	A	Manhattan	44 55	51	A	Quinnipiac	45 77									
337	A	Iona	78 68	348	H	Saint Peter's	62 41									
252	H	Manhattan	55 52	155	A	Marist	63 71									
51	H	Quinnipiac	39 58	284	H	Rider	45 61									

Non-Div I Games:

Fairfield

Average RPI Win: 298	WON-LOST RECORD	WINNING PCT. RANK	LAST 10 GAMES	STRENGTH OF SCHEDULE	OPP. STRENGTH OF SCHEDULE	TEAM RPI	ADJ. RPI	CONF. RPI	ADJ CONF. RPI
Average RPI Loss: 202									
DIV. I ONLY	14- 10	130	6- 4	347	329	269	269	29	29
DIV. I NON-CONF.	7- 3	74	0- 0	343	328	240	240	29	29

TOTALS	RPI 1-25	RPI 26-50	W-L RECORDS	RPI 51-100	RPI 101-999	RPI 201+			
14- 10	0- 1	0- 0	OVERALL	0- 0	14- 9	13- 5			
8- 5	0- 0	0- 0	HOME	0- 0	8- 5	7- 2			
6- 5	0- 1	0- 0	AWAY	0- 0	6- 4	6- 3			
0- 0	0- 0	0- 0	NEUTRAL	0- 0	0- 0	0- 0			
7- 3	0- 1	0- 0	NON-CONFERENCE	0- 0	7- 2	6- 1			
5- 1	0- 0	0- 0	HOME	0- 0	5- 1	4- 0			
2- 2	0- 1	0- 0	AWAY	0- 0	2- 1	2- 1			
0- 0	0- 0	0- 0	NEUTRAL	0- 0	0- 0	0- 0			
7- 7	0- 0	0- 0	CONFERENCE	0- 0	7- 7	7- 4			
3- 4	0- 0	0- 0	HOME	0- 0	3- 4	3- 2			
4- 3	0- 0	0- 0	AWAY	0- 0	4- 3	4- 2			
0- 0	0- 0	0- 0	NEUTRAL	0- 0	0- 0	0- 0			

RPI 1-25				RPI 26-50				RPI 51-100				RPI 101+ Team's RPI: 269			
RPI	S	Opponent	Score	RPI	S	Opponent	Score	RPI	S	Opponent	Score	RPI	S	Opponent	Score
22	A	Rutgers	35 101									130	H	Saint Francis (PA)	56 80
												139	A	Robert Morris	49 62
												139	H	Robert Morris	68 77
												163	H	Army West Point	58 56
												184	H	Stony Brook	51 56
												248	A	Howard	65 68
												267	A	St. Francis Brooklyn	70 62
												268	H	Colgate	61 51
												273	H	Sacred Heart	69 59
												287	A	Central Conn. St.	56 76
												287	H	Central Conn. St.	78 49
												288	A	Mt. St. Mary's	52 55
												288	H	Mt. St. Mary's	53 55
												289	A	LIU Brooklyn	61 49
												290	A	Bryant	77 69
												290	H	Bryant	48 65
												299	H	Monmouth	78 61
												330	A	Wagner	74 64
												330	H	Wagner	62 61
												338	A	NJIT	74 70
												344	H	UMass Lowell	60 51
												347	A	Longwood	72 52
												348	H	Saint Peter's	69 59
LAST 12 Division I GAMES:															
139	A	Robert Morris	49 62	267	A	St. Francis Brooklyn	70 62								
330	H	Wagner	62 61	273	H	Sacred Heart	69 59								
288	H	Mt. St. Mary's	53 55	287	H	Central Conn. St.	78 49								
287	A	Central Conn. St.	56 76	290	H	Bryant	48 65								
290	A	Bryant	77 69	288	A	Mt. St. Mary's	52 55								
289	A	LIU Brooklyn	61 49	330	A	Wagner	74 64								

Non-Div I Games: Rutgers-Newark 76 40

Fairleigh Dickinson

Loss,
Non-Conf, S Site,
H Home
A Away
N Neutral

Average RPI Win:	268	WON-LOST	WINNING	LAST 10	STRENGTH OF	OPP. STRENGTH	TEAM	ADJ.	CONF.	ADJ CONF.
Average RPI Loss:	158	RECORD	PCT. RANK	GAMES	SCHEDULE	OF SCHEDULE	RPI	RPI	RPI	RPI
DIV. I ONLY	10- 13	213	2- 8	220	263	237	237	18	18	
DIV. I NON-CONF.	6- 5	153	0- 0	296	322	237	237	19	19	

TOTALS	RPI 1-25	RPI 26-50	W-L RECORDS	RPI 51-100	RPI 101-999	RPI 201+				
10- 13	0- 0	0- 1	OVERALL	0- 4	10- 8	8- 5				
7- 5	0- 0	0- 0	HOME	0- 2	7- 3	5- 2				
3- 7	0- 0	0- 1	AWAY	0- 2	3- 4	3- 2				
0- 1	0- 0	0- 0	NEUTRAL	0- 0	0- 1	0- 1				
6- 5	0- 0	0- 0	NON-CONFERENCE	0- 2	6- 3	6- 2				
4- 2	0- 0	0- 0	HOME	0- 1	4- 1	4- 1				
2- 2	0- 0	0- 0	AWAY	0- 1	2- 1	2- 0				
0- 1	0- 0	0- 0	NEUTRAL	0- 0	0- 1	0- 1				
4- 8	0- 0	0- 1	CONFERENCE	0- 2	4- 5	2- 3				
3- 3	0- 0	0- 0	HOME	0- 1	3- 2	1- 1				
1- 5	0- 0	0- 1	AWAY	0- 1	1- 3	1- 2				
0- 0	0- 0	0- 0	NEUTRAL	0- 0	0- 0	0- 0				

RPI	S	Opponent	Score	RPI	S	Opponent	Score	RPI	S	Opponent	Score	RPI	S	Opponent	Score	Team's RPI: 237
45	A	Western Ky.	63 82	61	H	Mercer	55 66	114	H	Middle Tenn.	65 69	146	A	Colorado	69 76	
				65	A	Nebraska	69 86	167	H	Louisiana Tech	86 72	169	A	UTEP	70 75	
				80	A	UAB	57 90	169	H	UTEP	72 66	212	N	Bowling Green	55 66	
				96	H	Rice	53 67	218	H	North Texas	51 65	254	H	North Florida	83 75	
								267	H	St. Francis Brooklyn	80 60	274	A	Old Dominion	54 59	
								276	H	Grand Canyon	73 77	277	A	Indiana St.	66 58	
								282	H	UMKC	65 55	294	A	UTSA	99 65	
								302	A	FIU	65 86	315	A	Georgia St.	82 50	
								318	H	Marshall	79 59	334	H	Delaware St.	90 67	
LAST 12 Division I GAMES:																
302	A	FIU	65 86	294	A	UTSA	99 65									
274	A	Old Dominion	54 59	167	H	Louisiana Tech	86 72									
218	H	North Texas	51 65	169	A	UTEP	70 75									
114	H	Middle Tenn.	65 69	96	H	Rice	53 67									
45	A	Western Ky.	63 82	169	H	UTEP	72 66									
80	A	UAB	57 90	318	H	Marshall	79 59									

Non-Div I Games:

Fla. Atlantic

Average RPI	Win:	202	WON-LOST	WINNING	LAST 10	STRENGTH OF	OPP. STRENGTH	TEAM	ADJ.	CONF.	ADJ CONF.
Average RPI	Loss:	65	RECORD	PCT. RANK	GAMES	SCHEDULE	OF SCHEDULE	RPI	RPI	RPI	RPI
DIV. I ONLY		10- 16	235	2- 8	49	58	156	156	2	2	
DIV. I NON-CONF.		8- 5	111	0- 0	209	133	186	186	2	2	

TOTALS	RPI 1-25		RPI 26-50		W-L RECORDS	RPI 51-100	RPI 101-999		RPI 201+		
10- 16	1- 7		0- 2		OVERALL	1- 2	8- 5		4- 0		
6- 9	0- 3		0- 2		HOME	1- 2	5- 2		3- 0		
2- 6	1- 4		0- 0		AWAY	0- 0	1- 2		0- 0		
2- 1	0- 0		0- 0		NEUTRAL	0- 0	2- 1		1- 0		
8- 5	1- 2		0- 0		NON-CONFERENCE	1- 0	6- 3		4- 0		
5- 4	0- 2		0- 0		HOME	1- 0	4- 2		3- 0		
1- 0	1- 0		0- 0		AWAY	0- 0	0- 0		0- 0		
2- 1	0- 0		0- 0		NEUTRAL	0- 0	2- 1		1- 0		
2- 11	0- 5		0- 2		CONFERENCE	0- 2	2- 2		0- 0		
1- 5	0- 1		0- 2		HOME	0- 2	1- 0		0- 0		
1- 6	0- 4		0- 0		AWAY	0- 0	1- 2		0- 0		
0- 0	0- 0		0- 0		NEUTRAL	0- 0	0- 0		0- 0		

RPI	S	Opponent	Score	RPI	S	Opponent	Score	RPI	S	Opponent	Score	RPI	S	Opponent	Score
3	A	Mississippi St.	53 90	26	H	LSU	59 66	84	H	Alabama	54 63	102	A	Auburn	55 84
3	H	Mississippi St.	50 98	27	H	Georgia	57 66	93	H	Jacksonville	69 59	108	A	Arkansas	65 51
5	H	Florida St.	54 84					97	H	Kentucky	53 56	115	H	Chattanooga	60 65
7	H	Ohio St.	77 103									140	A	Ole Miss	75 78
14	A	South Carolina	57 64									140	H	Ole Miss	61 60
16	A	Missouri	64 66									152	H	Saint Joseph's	71 51
21	A	Texas A&M	80 85									183	N	Stetson	71 85
25	A	Oklahoma	80 61									196	N	Richmond	87 80
												197	H	Arkansas St.	69 70
												315	H	Georgia St.	82 66
												318	H	Marshall	74 69
												334	H	Delaware St.	85 51
												342	N	Savannah St.	90 40

Team's RPI: 156															
LAST 12 Division I GAMES:															
21	A	Texas A&M	80 85	140	H	Ole Miss	61 60	108	A	Arkansas	65 51	26	H	LSU	59 66
14	A	South Carolina	57 64	108	A	Arkansas	65 51	97	H	Kentucky	53 56	140	A	Ole Miss	75 78
3	H	Mississippi St.	50 98	26	H	LSU	59 66	84	H	Alabama	54 63				
16	A	Missouri	64 66	97	H	Kentucky	53 56								
27	H	Georgia	57 66	140	A	Ole Miss	75 78								
3	A	Mississippi St.	53 90	84	H	Alabama	54 63								

Non-Div I Games:

Florida

Average RPI Win:	311	WON-LOST	WINNING	LAST 10	STRENGTH OF	OPP. STRENGTH	TEAM	ADJ.	CONF.	ADJ CONF.
Average RPI Loss:	221	RECORD	PCT. RANK	GAMES	SCHEDULE	OF SCHEDULE	RPI	RPI	RPI	RPI
DIV. I ONLY	5- 20	317	3- 7	344	279	340	340	30	30	
DIV. I NON-CONF.	1- 11	331	0- 0	329	163	343	343	30	30	

TOTALS	RPI 1-25	RPI 26-50	W-L RECORDS	RPI 51-100	RPI 101-999	RPI 201+				
5- 20	0- 0	0- 0	OVERALL	0- 3	5- 17	5- 15				
3- 4	0- 0	0- 0	HOME	0- 0	3- 4	3- 4				
2- 15	0- 0	0- 0	AWAY	0- 3	2- 12	2- 10				
0- 1	0- 0	0- 0	NEUTRAL	0- 0	0- 1	0- 1				
1- 11	0- 0	0- 0	NON-CONFERENCE	0- 3	1- 8	1- 8				
0- 2	0- 0	0- 0	HOME	0- 0	0- 2	0- 2				
1- 8	0- 0	0- 0	AWAY	0- 3	1- 5	1- 5				
0- 1	0- 0	0- 0	NEUTRAL	0- 0	0- 1	0- 1				
4- 9	0- 0	0- 0	CONFERENCE	0- 0	4- 9	4- 7				
3- 2	0- 0	0- 0	HOME	0- 0	3- 2	3- 2				
1- 7	0- 0	0- 0	AWAY	0- 0	1- 7	1- 5				
0- 0	0- 0	0- 0	NEUTRAL	0- 0	0- 0	0- 0				

RPI 1-25				RPI 26-50				RPI 51-100				RPI 101+ Team's RPI : 340					
RPI	S	Opponent	Score	RPI	S	Opponent	Score	RPI	S	Opponent	Score	RPI	S	Opponent	Score		
								84	A	Al abama	55	91	120	A	Bethune-Cookman	42	44
								87	A	Mi ami (OH)	33	73	200	A	Hampton	65	66
								88	A	Kansas St.	57	81	204	A	Eastern Mi ch.	61	83
												213	A	Norfol k St.	49	70	
												214	A	Xavi er	52	70	
												227	A	Texas Tech	63	82	
												236	N	A&M-Corpus Christi	55	58	
												238	A	Omaha	73	78	
												248	A	Howard	65	76	
												248	H	Howard	74	59	
												254	H	North Florida	68	77	
												260	A	Morgan St.	56	61	
												260	H	Morgan St.	44	59	
												271	A	UMES	70	87	
												273	H	Sacred Heart	68	73	
												300	A	Coppin St.	56	62	
												306	A	Western Caro.	80	63	
												308	A	UTRGV	38	51	
												333	H	N. C. Central	84	81	
												334	A	Del aware St.	73	65	
												334	H	Del aware St.	59	54	
												342	H	Savannah St.	47	65	
LAST 12 Division I GAMES:																	
334	A	Del aware St.	73	65	213	A	Norfol k St.	49	70								
260	H	Morgan St.	44	59	200	A	Hampton	65	66								
333	H	N. C. Central	84	81	334	H	Del aware St.	59	54								
271	A	UMES	70	87	120	A	Bethune-Cookman	42	44								
248	A	Howard	65	76	300	A	Coppin St.	56	62								
342	H	Savannah St.	47	65	260	A	Morgan St.	56	61								

Non-Div I Games: Lynn 74 37

Florida A&M

Average RPI Win:	115	WON-LOST	WINNING	LAST 10	STRENGTH OF	OPP. STRENGTH	TEAM	ADJ.	CONF.	ADJ CONF.
Average RPI Loss:	16	RECORD	PCT. RANK	GAMES	SCHEDULE	OF SCHEDULE	RPI	RPI	RPI	RPI
DIV. I ONLY	22- 4	10	8- 2	9	32	5	5	1	1	
DIV. I NON-CONF.	12- 1	6	0- 0	30	100	5	5	1	1	

TOTALS	RPI 1-25	RPI 26-50	W-L RECORDS	RPI 51-100	RPI 101-999	RPI 201+				
22- 4	2- 3	5- 1	OVERALL	4- 0	11- 0	3- 0				
11- 1	0- 1	3- 0	HOME	2- 0	6- 0	2- 0				
11- 3	2- 2	2- 1	AWAY	2- 0	5- 0	1- 0				
0- 0	0- 0	0- 0	NEUTRAL	0- 0	0- 0	0- 0				
12- 1	1- 1	2- 0	NON-CONFERENCE	2- 0	7- 0	3- 0				
6- 0	0- 0	1- 0	HOME	1- 0	4- 0	2- 0				
6- 1	1- 1	1- 0	AWAY	1- 0	3- 0	1- 0				
0- 0	0- 0	0- 0	NEUTRAL	0- 0	0- 0	0- 0				
10- 3	1- 2	3- 1	CONFERENCE	2- 0	4- 0	0- 0				
5- 1	0- 1	2- 0	HOME	1- 0	2- 0	0- 0				
5- 2	1- 1	1- 1	AWAY	1- 0	2- 0	0- 0				
0- 0	0- 0	0- 0	NEUTRAL	0- 0	0- 0	0- 0				

RPI	S	Opponent	Score	RPI	S	Opponent	Score	RPI	S	Opponent	Score	RPI	S	Opponent	Score
2	H	Notre Dame	69 100	30	H	Virginia	77 62	67	A	James Madison	79 63	105	H	North Carolina	103 65
4	A	Louisville	50 49	31	A	Syracuse	69 76	72	H	Virginia Tech	107 62	135	A	Clemson	69 47
11	A	Texas	72 87	39	H	Arizona St.	77 66	93	H	Jacksonville	82 50	135	H	Clemson	91 43
18	A	Iowa	94 93	42	A	Creighton	92 82	98	A	Wake Forest	81 79	145	H	Samford	87 62
19	A	NC State	56 65	49	A	Miami (FL)	91 71					156	A	Florida	84 54
				49	H	Miami (FL)	105 67					168	A	Pittsburgh	66 59

LAST 12 Division I GAMES:															
135	H	Clemson	91 43	4	A	Louisville	50 49	98	A	Wake Forest	81 79	72	H	Virginia Tech	107 62
49	A	Miami (FL)	91 71	30	H	Virginia	77 62	49	H	Miami (FL)	105 67	31	A	Syracuse	69 76
168	A	Pittsburgh	66 59	2	H	Notre Dame	69 100	135	A	Clemson	69 47				

Non-Div I Games:

Florida St.

Average RPI Win:	188	WON-LOST	WINNING	LAST 10	STRENGTH OF	OPP. STRENGTH	TEAM	ADJ.	CONF.	ADJ CONF.
Average RPI Loss:	89	RECORD	PCT. RANK	GAMES	SCHEDULE	OF SCHEDULE	RPI	RPI	RPI	RPI
DIV. I ONLY	20- 6	38	8- 2	176	101	75	75	12	12	
DIV. I NON-CONF.	9- 4	82	0- 0	111	74	66	66	10	10	

TOTALS	RPI 1-25	RPI 26-50	W-L RECORDS	RPI 51-100	RPI 101-999	RPI 201+				
20- 6	0- 1	1- 1	OVERALL	3- 2	16- 2	8- 1				
13- 2	0- 1	1- 1	HOME	2- 0	10- 0	5- 0				
7- 4	0- 0	0- 0	AWAY	1- 2	6- 2	3- 1				
0- 0	0- 0	0- 0	NEUTRAL	0- 0	0- 0	0- 0				
9- 4	0- 1	1- 0	NON-CONFERENCE	2- 2	6- 1	3- 1				
7- 1	0- 1	1- 0	HOME	1- 0	5- 0	2- 0				
2- 3	0- 0	0- 0	AWAY	1- 2	1- 1	1- 1				
0- 0	0- 0	0- 0	NEUTRAL	0- 0	0- 0	0- 0				
11- 2	0- 0	0- 1	CONFERENCE	1- 0	10- 1	5- 0				
6- 1	0- 0	0- 1	HOME	1- 0	5- 0	3- 0				
5- 1	0- 0	0- 0	AWAY	0- 0	5- 1	2- 0				
0- 0	0- 0	0- 0	NEUTRAL	0- 0	0- 0	0- 0				

RPI 1-25				RPI 26-50				RPI 51-100				Team's RPI : 75				RPI 101+			
RPI	S	Opponent	Score	RPI	S	Opponent	Score	RPI	S	Opponent	Score	RPI	S	Opponent	Score	RPI	S	Opponent	Score
10	H	UCLA	30 67	36	H	Northern Colo.	48 33	52	A	St. John's (NY)	67 64	104	A	George Mason	67 62				
				38	H	Dayton	62 63	63	H	UC Davis	70 62	121	A	Saint Louis	85 91				
								81	A	Albany (NY)	52 59	121	H	Saint Louis	66 63				
								83	A	Penn St.	60 65	123	H	Bucknell	71 62				
								90	H	George Washington	61 50	159	H	Hartford	69 44				
												168	H	Pittsburgh	58 55				
												177	A	Davison	58 45				
												177	H	Davison	66 58				
												196	A	Richmond	43 38				
												202	A	Boston College	52 55				
												234	H	La Salle	66 45				
												252	A	Manhattan	54 48				
												259	H	St. Bonaventure	72 48				
												280	A	Massachusetts	62 51				
												281	A	VCU	64 54				
												320	H	UMBC	55 46				
												324	H	Rhode Island	76 64				
												337	H	Iona	78 48				
LAST 12 Division I GAMES:																			
234	H	La Salle	66 45	196	A	Richmond	43 38												
177	A	Davison	58 45	38	H	Dayton	62 63												
324	H	Rhode Island	76 64	281	A	VCU	64 54												
121	A	Saint Louis	85 91	177	H	Davison	66 58												
104	A	George Mason	67 62	121	H	Saint Louis	66 63												
259	H	St. Bonaventure	72 48	280	A	Massachusetts	62 51												

Non-Div I Games:

Fordham

Average RPI Win: 299

Average RPI Loss: 171

WON-LOST
RECORDWINNING
PCT. RANKLAST 10
GAMESSTRENGTH OF
SCHEDULEOPP. STRENGTH
OF SCHEDULETEAM
RPIADJ.
RPICONF.
RPIADJ CONF.
RPIDIV. I ONLY
DIV. I NON-CONF.3- 20
2- 8330
2901- 9
0- 0213
301233
311331
337331
33713
1613
16

TOTALS

RPI 1-25

RPI 26-50

W-L RECORDS

RPI 51-100

RPI 101-999

RPI 201+

3- 20

0- 0

0- 2

OVERALL

0- 3

3- 15

3- 8

3- 7

0- 0

0- 0

HOME

0- 1

3- 6

3- 2

0- 13

0- 0

0- 2

AWAY

0- 2

0- 9

0- 6

0- 0

0- 0

0- 0

NEUTRAL

0- 0

0- 0

0- 0

2- 8

0- 0

0- 1

NON-CONFERENCE

0- 1

2- 6

2- 5

2- 2

0- 0

0- 0

HOME

0- 0

2- 2

2- 1

0- 6

0- 0

0- 1

AWAY

0- 1

0- 4

0- 4

0- 0

0- 0

0- 0

NEUTRAL

0- 0

0- 0

0- 0

1- 12

0- 0

0- 1

CONFERENCE

0- 2

1- 9

1- 3

1- 5

0- 0

0- 0

HOME

0- 1

1- 4

1- 1

0- 7

0- 0

0- 1

AWAY

0- 1

0- 5

0- 2

0- 0

0- 0

0- 0

NEUTRAL

0- 0

0- 0

0- 0

RPI 1-25

RPI 26-50

RPI 51-100

RPI 101+

Team's RPI: 331

RPI S Opponent Score

RPI S Opponent Score

RPI S Opponent Score

RPI S Opponent Score

32 A South Dakota St. 49 105

68 A South Dakota 43 85

110 A Western Ill. 44 91

46 A Michigan 45 77

68 H South Dakota 60 79

110 H Western Ill. 64 100

69 A Belmont 42 74

111 H Milwaukee 48 60

172 A Denver 65 86

172 H Denver 55 73

186 A Oral Roberts 45 66

186 H Oral Roberts 48 73

214 A Xavier 50 62

217 A Illinois 50 64

238 A Omaha 61 77

238 H Omaha 76 65

255 A Coastal Caro. 58 67

275 A North Dakota St. 56 72

275 H North Dakota St. 52 66

293 A Valparaiso 50 68

313 H Loyola Chicago 79 70

332 H Ill. -Chicago 51 67

346 H Eastern Ill. 93 77

LAST 12 Division I GAMES:

275 H North Dakota St. 52 66

275 A North Dakota St. 56 72

238 A Omaha 61 77

110 A Western Ill. 44 91

68 H South Dakota 60 79

68 A South Dakota 43 85

172 A Denver 65 86

238 H Omaha 76 65

186 A Oral Roberts 45 66

172 H Denver 55 73

32 A South Dakota St. 49 105

186 H Oral Roberts 48 73

Non-Div I Games:

Quincy

73 72

Maryville (MO)

70

76

Findlay

55

75

Fort Wayne

Loss, Non-Conf, S Site, H Home A Away N Neutral

Average RPI Win:	202	WON-LOST	WINNING	LAST 10	STRENGTH OF	OPP. STRENGTH	TEAM	ADJ.	CONF.	ADJ CONF.
Average RPI Loss:	168	RECORD	PCT. RANK	GAMES	SCHEDULE	OF SCHEDULE	RPI	RPI	RPI	RPI
DIV. I ONLY	16- 10	107	8- 2	214	151	129	129	16	16	
DIV. I NON-CONF.	5- 6	187	0- 0	139	243	190	190	13	13	

TOTALS	RPI 1-25	RPI 26-50	W-L RECORDS	RPI 51-100	RPI 101-999	RPI 201+				
16- 10	0- 0	0- 1	OVERALL	2- 1	14- 8	8- 4				
11- 2	0- 0	0- 1	HOME	1- 0	10- 1	6- 1				
5- 8	0- 0	0- 0	AWAY	1- 1	4- 7	2- 3				
0- 0	0- 0	0- 0	NEUTRAL	0- 0	0- 0	0- 0				
5- 6	0- 0	0- 1	NON-CONFERENCE	0- 0	5- 5	1- 2				
4- 2	0- 0	0- 1	HOME	0- 0	4- 1	1- 1				
1- 4	0- 0	0- 0	AWAY	0- 0	1- 4	0- 1				
0- 0	0- 0	0- 0	NEUTRAL	0- 0	0- 0	0- 0				
11- 4	0- 0	0- 0	CONFERENCE	2- 1	9- 3	7- 2				
7- 0	0- 0	0- 0	HOME	1- 0	6- 0	5- 0				
4- 4	0- 0	0- 0	AWAY	1- 1	3- 3	2- 2				
0- 0	0- 0	0- 0	NEUTRAL	0- 0	0- 0	0- 0				

RPI 1-25	RPI 26-50	RPI 51-100	RPI 101+	Team's RPI: 129
RPI S Opponent Score	RPI S Opponent Score	RPI S Opponent Score	RPI S Opponent Score	Score
	39 Arizona St. 49 81	74 Wyoming 60 47	121 Colorado St. 75 64	
		89 New Mexico 75 88	121 Colorado St. 56 45	
		94 UNLV 74 72	134 Texas St. 59 76	
			154 San Francisco 62 70	
			162 UT Arlington 54 67	
			164 Boise St. 66 75	
			170 Weber St. 81 78	
			173 Eastern Wash. 81 56	
			178 Pacific 81 70	
			189 UC Santa Barbara 64 57	
			206 CSUN 72 85	
			208 Nevada 73 90	
			208 Nevada 68 55	
			229 UC Riverside 56 68	
			244 San Diego St. 66 60	
			244 San Diego St. 64 53	
			249 Montana 61 58	
			250 San Jose St. 81 71	
			296 Utah St. 52 60	
			296 Utah St. 57 56	
			307 Air Force 64 58	
			307 Air Force 64 48	
LAST 12 Division I GAMES:				
	121 Colorado St. 75 64	296 Utah St. 52 60		
	250 San Jose St. 81 71	94 UNLV 74 72		
	244 San Diego St. 66 60	244 San Diego St. 64 53		
	74 Wyoming 60 47	89 New Mexico 75 88		
	208 Nevada 68 55	164 Boise St. 66 75		
	307 Air Force 64 48	121 Colorado St. 56 45		

Non-Div I Games:

Fresno St.

Average RPI Win: **216**
 Average RPI Loss: **156**

WON-LOST
RECORD

WINNING
PCT. RANK

LAST 10
GAMES

STRENGTH OF
SCHEDULE

OPP. STRENGTH
OF SCHEDULE

TEAM
RPI

ADJ.
RPI

CONF.
RPI

ADJ CONF.
RPI

DIV. I ONLY	13- 12	163	4- 5	228	154	174	174	17	17
DIV. I NON-CONF.	7- 5	132	0- 0	287	164	162	162	17	17
<hr/>									
TOTALS	RPI 1-25	RPI 26-50	W-L RECORDS	RPI 51-100	RPI 101-999	RPI 201+			
13- 12	0- 0	0- 1	OVERALL	1- 2	12- 9	8- 5			
8- 2	0- 0	0- 0	HOME	0- 1	8- 1	5- 0			
4- 9	0- 0	0- 0	AWAY	0- 0	4- 3	3- 2			
1- 1	0- 0	0- 0	NEUTRAL	1- 0	0- 1	0- 1			
7- 5	0- 0	0- 1	NON-CONFERENCE	1- 0	6- 4	5- 3			
4- 0	0- 0	0- 0	HOME	0- 0	4- 0	3- 0			
2- 4	0- 0	0- 1	AWAY	0- 0	2- 3	2- 2			
1- 1	0- 0	0- 0	NEUTRAL	1- 0	0- 1	0- 1			
6- 7	0- 0	0- 0	CONFERENCE	0- 2	6- 5	3- 2			
4- 2	0- 0	0- 0	HOME	0- 1	4- 1	2- 0			
2- 5	0- 0	0- 0	AWAY	0- 1	2- 4	1- 2			
0- 0	0- 0	0- 0	NEUTRAL	0- 0	0- 0	0- 0			

RPI 1-25	RPI 26-50	RPI 51-100	RPI 101+	Team's RPI: 174
RPI S Opponent Score	RPI S Opponent Score	RPI S Opponent Score	RPI S Opponent Score	
	27 A Georgia 44 79	61 A Mercer 53 65	105 A North Carolina 56 84	
		61 H Mercer 64 86	115 A Chattanooga 50 45	
		86 N Ohio 70 68	115 H Chattanooga 58 57	
			124 A ETSU 46 56	
			124 H ETSU 57 69	
			145 A Samford 58 62	
			145 H Samford 45 41	
			177 H Davidson 65 62	
			214 N Xavier 62 75	
			219 A Gardner-Webb 57 71	
			223 A UNC Asheville 71 63	
			226 A UNCG 74 76	
			226 H UNCG 55 54	
			253 H Col. of Charleston 72 58	
			264 H UNCW 76 71	
			272 A Presbyterian 75 76	
			286 A USC Upstate 80 59	
			298 A Wofford 48 79	
			301 H Kennesaw St. 78 59	
			306 A Western Caro. 68 59	
			306 H Western Caro. 66 46	
LAST 12 Division I GAMES:				
124 A ETSU 46 56	298 A Wofford 48 79			
115 A Chattanooga 50 45	115 H Chattanooga 58 57			
306 H Western Caro. 66 46	124 H ETSU 57 69			
226 H UNCG 55 54	226 A UNCG 74 76			
145 A Samford 58 62	306 A Western Caro. 68 59			
61 A Mercer 53 65	61 H Mercer 64 86			

Non-Div I Games:

Pfeiffer

102 51

Bob Jones

93 46

Converse

80 41

Furman

Average RPI Win:	272	WON-LOST	WINNING	LAST 10	STRENGTH OF	OPP. STRENGTH	TEAM	ADJ.	CONF.	ADJ CONF.
Average RPI Loss:	184	RECORD	PCT. RANK	GAMES	SCHEDULE	OF SCHEDULE	RPI	RPI	RPI	RPI
DIV. I ONLY	3- 20	330	2- 8	212	287	329	329	22	22	
DIV. I NON-CONF.	1- 8	313	0- 0	123	336	290	290	23	23	



















































TOTALS	RPI 1-25	RPI 26-50	W-L RECORDS	RPI 51-100	RPI 101-999	RPI 201+				
3- 20	0- 0	0- 1	OVERALL	0- 3	3- 16	2- 7				
2- 10	0- 0	0- 0	HOME	0- 2	2- 8	1- 3				
1- 10	0- 0	0- 1	AWAY	0- 1	1- 8	1- 4				
0- 0	0- 0	0- 0	NEUTRAL	0- 0	0- 0	0- 0				
1- 8	0- 0	0- 1	NON-CONFERENCE	0- 3	1- 4	1- 3				
0- 5	0- 0	0- 0	HOME	0- 2	0- 3	0- 2				
1- 3	0- 0	0- 1	AWAY	0- 1	1- 1	1- 1				
0- 0	0- 0	0- 0	NEUTRAL	0- 0	0- 0	0- 0				
2- 12	0- 0	0- 0	CONFERENCE	0- 0	2- 12	1- 4				
2- 5	0- 0	0- 0	HOME	0- 0	2- 5	1- 1				
0- 7	0- 0	0- 0	AWAY	0- 0	0- 7	0- 3				
0- 0	0- 0	0- 0	NEUTRAL	0- 0	0- 0	0- 0				

RPI	S	Opponent	Score	RPI	S	Opponent	Score	RPI	S	Opponent	Score	RPI	S	Opponent	Score	Team's RPI: 329
44	A	UCF	38 62	61	A	Mercer	45 72	106	A	Little Rock	52 92	106	H	Little Rock	34 64	
				76	H	IUPUI	52 72	134	H	Texas St.	56 81	144	A	South Ala.	52 79	
				84	H	Alabama	36 84	162	H	UT Arlington	73 68	166	A	Troy	47 88	
								175	H	Louisiana	48 58	184	H	Stony Brook	49 68	
								197	A	Arkansas St.	48 69	197	H	Arkansas St.	62 71	
								211	A	N.C. A&T	49 60	255	A	Coastal Caro.	51 54	
								270	A	Appalachian St.	56 87	301	H	Kennesaw St.	58 60	
								315	A	Georgia St.	56 71	315	H	Georgia St.	58 66	
								317	A	South Carolina St.	61 58	336	H	La.-Monroe	75 45	
								342	H	Savannah St.	67 71					
LAST 12 Division I GAMES:																
315	H	Georgia St.	58 66	134	H	Texas St.	56 81									
175	H	Louisiana	48 58	315	A	Georgia St.	56 71									
336	H	La.-Monroe	75 45	270	A	Appalachian St.	56 87									
197	A	Arkansas St.	48 69	255	A	Coastal Caro.	51 54									
106	A	Little Rock	52 92	106	H	Little Rock	34 64									
162	H	UT Arlington	73 68	197	H	Arkansas St.	62 71									

Non-Div I Games: Coastal Ga. 68 63 Thomas (GA) 79 51

Ga. Southern

Average RPI Win:	276	WON-LOST	WINNING	LAST 10	STRENGTH OF	OPP. STRENGTH	TEAM	ADJ.	CONF.	ADJ CONF.
Average RPI Loss:	157	RECORD	PCT. RANK	GAMES	SCHEDULE	OF SCHEDULE	RPI	RPI	RPI	RPI
DIV. I ONLY	14- 9	119	5- 5	331	284	219	219	27	27	
DIV. I NON-CONF.	7- 2	51	0- 0	302	192	127	127	28	28	
TOTALS	RPI 1-25	RPI 26-50	W-L RECORDS	RPI 51-100	RPI 101-999	RPI 201+				
14- 9	0- 0	0- 1	OVERALL	0- 3	14- 5	10- 3				
8- 4	0- 0	0- 1	HOME	0- 1	8- 2	6- 2				
6- 5	0- 0	0- 0	AWAY	0- 0	6- 3	4- 1				
0- 0	0- 0	0- 0	NEUTRAL	0- 0	0- 0	0- 0				
7- 2	0- 0	0- 1	NON-CONFERENCE	0- 1	7- 0	4- 0				
4- 1	0- 0	0- 1	HOME	0- 0	4- 0	3- 0				
3- 1	0- 0	0- 0	AWAY	0- 1	3- 0	1- 0				
0- 0	0- 0	0- 0	NEUTRAL	0- 0	0- 0	0- 0				
7- 7	0- 0	0- 0	CONFERENCE	0- 2	7- 5	6- 3				
4- 3	0- 0	0- 0	HOME	0- 1	4- 2	3- 2				
3- 4	0- 0	0- 0	AWAY	0- 1	3- 3	3- 1				
0- 0	0- 0	0- 0	NEUTRAL	0- 0	0- 0	0- 0				

RPI S Opponent	Score	RPI S Opponent	Score	RPI S Opponent	Score	RPI S Opponent	Score	Team's RPI: 219
44  UCF	30  65	85  Liberty	41  59	148  Radford	46  66	148  Radford	69 53	
		85  Liberty	60  85	174  Furman	71 57	177  Davidson	70 65	
		97  Kentucky	34  72	195  Morehead St.	68 60	198  High Point	80  83	
				223  UNC Asheville	60  61	262  Campbell	44  73	
				272  Presbyterian	69  72	286  USC Upstate	60 39	
				288  Mt. St. Mary's	75 67	298  Wofford	73 55	
				306  Western Caro.	70 67	309  Charleston So.	75 59	
				309  Charleston So.	68 52	341  Winthrop	66 59	
				341  Winthrop	68 55	347  Longwood	61 54	
				347  Longwood	52 41			
LAST 12 Division I GAMES:								
309  Charleston So.	75 59	341  Winthrop	66 59					
347  Longwood	52 41	262  Campbell	44  73					
341  Winthrop	68 55	309  Charleston So.	68 52					
85  Liberty	41  59	272  Presbyterian	69  72					
148  Radford	46  66	85  Liberty	60  85					
223  UNC Asheville	60  61	347  Longwood	61 54					

Non-Div I Games: Montreat 83 26 Pfeiffer 72 53 Converse 82 59

Gardner-Webb

Average RPI Win:	234	WON-LOST	WINNING	LAST 10	STRENGTH OF	OPP. STRENGTH	TEAM	ADJ.	CONF.	ADJ CONF.
Average RPI Loss:	81	RECORD	PCT. RANK	GAMES	SCHEDULE	OF SCHEDULE	RPI	RPI	RPI	RPI
DIV. I ONLY	20- 7	49	7- 3	260	162	104	104	12	12	
DIV. I NON-CONF.	11- 3	45	0- 0	266	265	92	92	10	10	

TOTALS	RPI 1-25	RPI 26-50	W-L RECORDS	RPI 51-100	RPI 101-999	RPI 201+				
20- 7	0- 0	0- 1	OVERALL	2- 5	18- 1	14- 0				
13- 2	0- 0	0- 0	HOME	1- 2	12- 0	9- 0				
6- 5	0- 0	0- 0	AWAY	0- 1	6- 1	5- 0				
1- 0	0- 0	0- 0	NEUTRAL	1- 0	0- 0	0- 0				
11- 3	0- 0	0- 1	NON-CONFERENCE	2- 1	9- 1	9- 0				
9- 0	0- 0	0- 0	HOME	1- 0	8- 0	8- 0				
1- 3	0- 0	0- 1	AWAY	0- 1	1- 1	1- 0				
1- 0	0- 0	0- 0	NEUTRAL	1- 0	0- 0	0- 0				
9- 4	0- 0	0- 0	CONFERENCE	0- 4	9- 0	5- 0				
4- 2	0- 0	0- 0	HOME	0- 2	4- 0	1- 0				
5- 2	0- 0	0- 0	AWAY	0- 2	5- 0	4- 0				
0- 0	0- 0	0- 0	NEUTRAL	0- 0	0- 0	0- 0				

RPI	S	Opponent	Score	RPI	S	Opponent	Score	RPI	S	Opponent	Score	RPI	S	Opponent	Score	Team's RPI: 104
46	A	Michigan	61 75	54	A	Houston	73 82	121	H	Saint Louis	81 72	146	A	Colorado	61 76	
				55	H	American	71 53	152	A	Saint Joseph's	65 57	177	H	Davidson	74 61	
				64	A	Duquesne	64 71	177	H	Richmond	77 56	222	H	Southeast Mo. St.	57 38	
				75	H	Fordham	62 67	196	H	La Salle	69 56	246	A	Loyola Maryland	80 72	
				79	N	Drake	87 75	251	H	Illinois St.	56 37	259	A	St. Bonaventure	76 63	
				90	A	George Washington	52 62	271	H	UMES	82 68	274	H	Old Dominion	66 53	
				90	H	George Washington	61 65	280	H	Massachusetts	71 60	281	A	VCU	65 42	
								289	H	LIU Brooklyn	73 70	303	H	Eastern Ky.	64 41	
								320	H	UMBC	58 38	324	A	Rhode Island	92 53	
								347	H	Longwood	60 41					
LAST 12 Division I GAMES:																
281	A	VCU	65 42	121	H	Saint Louis	81 72	64	A	Duquesne	64 71	196	H	Richmond	77 56	
280	H	Massachusetts	71 60	324	A	Rhode Island	92 53	90	A	George Washington	52 62	234	A	La Salle	69 56	
90	H	George Washington	61 65													
152	A	Saint Joseph's	65 57													
259	A	St. Bonaventure	76 63													
75	H	Fordham	62 67													

Non-Div I Games:

George Mason

Average RPI Win:	200	WON-LOST	WINNING	LAST 10	STRENGTH OF	OPP. STRENGTH	TEAM	ADJ.	CONF.	ADJ CONF.
Average RPI Loss:	56	RECORD	PCT. RANK	GAMES	SCHEDULE	OF SCHEDULE	RPI	RPI	RPI	RPI
DIV. I ONLY	14- 12	150	7- 3	36	105	90	90	12	12	
DIV. I NON-CONF.	5- 7	212	0- 0	15	50	104	104	10	10	

TOTALS	RPI 1-25	RPI 26-50	W-L RECORDS	RPI 51-100	RPI 101-999	RPI 201+				
14- 12	0- 2	0- 5	OVERALL	1- 3	13- 2	7- 0				
7- 7	0- 1	0- 3	HOME	1- 1	6- 2	3- 0				
7- 5	0- 0	0- 0	AWAY	0- 0	7- 0	4- 0				
0- 0	0- 0	0- 0	NEUTRAL	0- 0	0- 0	0- 0				
5- 7	0- 2	0- 3	NON-CONFERENCE	1- 1	4- 1	2- 0				
3- 4	0- 1	0- 2	HOME	1- 0	2- 1	0- 0				
2- 3	0- 1	0- 1	AWAY	0- 1	2- 0	2- 0				
0- 0	0- 0	0- 0	NEUTRAL	0- 0	0- 0	0- 0				
9- 5	0- 0	0- 2	CONFERENCE	0- 2	9- 1	5- 0				
4- 3	0- 0	0- 1	HOME	0- 1	4- 1	3- 0				
5- 2	0- 0	0- 1	AWAY	0- 1	5- 0	2- 0				
0- 0	0- 0	0- 0	NEUTRAL	0- 0	0- 0	0- 0				

RPI 1-25					RPI 26-50					RPI 51-100					Team's RPI : 90					RPI 101+				
RPI	S	Opponent	Score		RPI	S	Opponent	Score		RPI	S	Opponent	Score		RPI	S	Opponent	Score		RPI	S	Opponent	Score	
20	A	Maryl and	54	80	31	H	Syracuse	62	74	55	H	Ameri can	61	44	104	A	George Mason	65	61					
24	H	South Fla.	78	83	32	H	South Dakota St.	88	97	61	A	Mercer	44	61	104	H	George Mason	62	52					
					35	A	Princeton	52	72	64	H	Duquesne	53	54	116	H	Georgetown	65	54					
					38	A	Dayton	55	66	75	A	Fordham	50	61	121	A	Saint Loui s	71	58					
					38	H	Dayton	53	57						121	H	Saint Loui s	69	72					
															127	H	Vanderbil t	59	69					
															177	A	Davi dson	53	48					
															187	H	Wi sconsi n	61	46					
															234	H	La Salle	60	45					
															259	A	St. Bonaventure	63	56					
															263	A	Towson	66	43					
															280	H	Massachusetts	55	49					
															281	A	VCU	61	39					
															299	A	Monmouth	59	45					
															324	H	Rhode Isl and	65	52					

LAST 12 Division I GAMES:																								
121	A	Saint Loui s	71	58	121	H	Sai nt Loui s	69	72															
280	H	Massachusetts	55	49	324	H	Rhode Isl and	65	52															
38	H	Dayton	53	57	38	A	Dayton	55	66															
104	A	George Mason	65	61	177	A	Davi dson	53	48															
259	A	St. Bonaventure	63	56	64	H	Duquesne	53	54															
234	H	La Salle	60	45	104	H	George Mason	62	52															

Non-Div I Games:

George Washington

Loss,
Non-Conf,
S Site,
H Home
A Away
N Neutral

Average RPI Win:	181	WON-LOST	WINNING	LAST 10	STRENGTH OF	OPP. STRENGTH	TEAM	ADJ.	CONF.	ADJ CONF.
Average RPI Loss:	61	RECORD	PCT. RANK	GAMES	SCHEDULE	OF SCHEDULE	RPI	RPI	RPI	RPI
DIV. I ONLY	12- 13	189	5- 5	97	39	116	116	6	6	
DIV. I NON-CONF.	5- 5	170	0- 0	240	46	172	172	6	6	

TOTALS	RPI 1-25	RPI 26-50	W-L RECORDS	RPI 51-100	RPI 101-999	RPI 201+				
12- 13	0- 3	2- 3	OVERALL	0- 3	10- 4	7- 0				
5- 5	0- 1	1- 2	HOME	0- 1	4- 1	3- 0				
6- 6	0- 2	1- 1	AWAY	0- 2	5- 1	4- 0				
1- 2	0- 0	0- 0	NEUTRAL	0- 0	1- 2	0- 0				
5- 5	0- 1	0- 1	NON-CONFERENCE	0- 1	5- 2	4- 0				
2- 1	0- 0	0- 1	HOME	0- 0	2- 0	2- 0				
2- 2	0- 1	0- 0	AWAY	0- 1	2- 0	2- 0				
1- 2	0- 0	0- 0	NEUTRAL	0- 0	1- 2	0- 0				
7- 8	0- 2	2- 2	CONFERENCE	0- 2	5- 2	3- 0				
3- 4	0- 1	1- 1	HOME	0- 1	2- 1	1- 0				
4- 4	0- 1	1- 1	AWAY	0- 1	3- 1	2- 0				
0- 0	0- 0	0- 0	NEUTRAL	0- 0	0- 0	0- 0				

RPI 1-25				RPI 26-50				RPI 51-100				RPI 101+				Team's RPI: 116
RPI	S	Opponent	Score	RPI	S	Opponent	Score	RPI	S	Opponent	Score	RPI	S	Opponent	Score	
19	A	NC State	49 63	29	H	Marquette	85 58	52	A	St. John's (NY)	41 64	101	A	Seton Hall	65 70	
23	A	Villanova	67 68	33	A	DePaul	86 85	52	H	St. John's (NY)	63 71	101	H	Seton Hall	71 52	
23	H	Villanova	58 60	33	H	DePaul	62 78	90	A	George Washington	54 65	102	N	Auburn	40 60	
				40	H	Minnesota	63 73					107	A	Butler	63 52	
				42	A	Creighton	58 69					107	H	Butler	57 66	
												115	N	Chattanooga	41 54	
												188	N	Northwestern	55 54	
												209	A	Providence	75 43	
												214	A	Xavier	65 48	
												214	H	Xavier	65 60	
												246	A	Loyola Maryland	72 54	
												248	H	Howard	93 41	
												281	A	VCU	71 59	
												302	H	FIU	77 56	

LAST 12 Division I GAMES:																
33	A	DePaul	86 85	33	H	DePaul	62 78									
52	H	St. John's (NY)	63 71	29	H	Marquette	85 58									
101	H	Seton Hall	71 52	101	A	Seton Hall	65 70									
23	A	Villanova	67 68	52	A	St. John's (NY)	41 64									
214	A	Xavier	65 48	23	H	Villanova	58 60									
107	A	Butler	63 52	107	H	Butler	57 66									

Non-Div I Games:

Georgetown

Average RPI	Win:	147	WON-LOST	WINNING	LAST 10	STRENGTH OF	OPP. STRENGTH	TEAM	ADJ.	CONF.	ADJ CONF.
Average RPI	Loss:	13	RECORD	PCT. RANK	GAMES	SCHEDULE	OF SCHEDULE	RPI	RPI	RPI	RPI
DIV. I ONLY		21- 5	28	7- 3	63	42	27	27	2	2	
DIV. I NON-CONF.		12- 1	6	0- 0	120	148	33	33	2	2	

TOTALS	RPI 1-25		RPI 26-50		W-L RECORDS		RPI 51-100		RPI 101-999		RPI 201+
21- 5	2- 4		1- 1		OVERALL		4- 0		14- 0		6- 0
13- 3	1- 3		0- 0		HOME		2- 0		10- 0		5- 0
8- 2	1- 1		1- 1		AWAY		2- 0		4- 0		1- 0
0- 0	0- 0		0- 0		NEUTRAL		0- 0		0- 0		0- 0
12- 1	0- 1		1- 0		NON-CONFERENCE		3- 0		8- 0		6- 0
8- 1	0- 1		0- 0		HOME		2- 0		6- 0		5- 0
4- 0	0- 0		1- 0		AWAY		1- 0		2- 0		1- 0
0- 0	0- 0		0- 0		NEUTRAL		0- 0		0- 0		0- 0
9- 4	2- 3		0- 1		CONFERENCE		1- 0		6- 0		0- 0
5- 2	1- 2		0- 0		HOME		0- 0		4- 0		0- 0
4- 2	1- 1		0- 1		AWAY		1- 0		2- 0		0- 0
0- 0	0- 0		0- 0		NEUTRAL		0- 0		0- 0		0- 0

RPI	S	Opponent	Score	RPI	S	Opponent	Score	RPI	S	Opponent	Score	RPI	S	Opponent	Score
3	H	Mississippi St.	62 86	26	A	LSU	60 71	61	A	Mercer	72 54	102	H	Auburn	60 48
9	A	Tennessee	46 62	30	A	Virginia	64 61	62	H	Georgia Tech	60 53	108	H	Arkansas	78 65
11	H	Texas	53 81					97	A	Kentucky	56 42	127	A	Vanderbilt	81 52
14	H	South Carolina	65 77					99	H	Wright St.	87 71	127	H	Vanderbilt	67 55
16	H	Missouri	62 50									140	H	Ole Miss	69 45
21	A	Texas A&M	92 84									143	A	BYU	79 63
												156	A	Florida	66 57
												174	H	Furman	79 44
												211	A	N. C. A&T	73 63
												248	H	Howard	87 47
												254	H	North Florida	75 37
												298	H	Wofford	95 56
												305	H	Tennessee Tech	56 48
												306	H	Western Caro.	76 50

LAST 12 Division I GAMES:															
14	H	South Carolina	65 77	16	H	Missouri	62 50								
9	A	Tennessee	46 62	102	H	Auburn	60 48								
127	H	Vanderbilt	67 55	21	A	Texas A&M	92 84								
140	H	Ole Miss	69 45	108	H	Arkansas	78 65								
26	A	LSU	60 71	97	A	Kentucky	56 42								
156	A	Florida	66 57	127	A	Vanderbilt	81 52								

Non-Div I Games:

Georgia

Average RPI Win: 291	WON-LOST RECORD	WINNING PCT. RANK	LAST 10 GAMES	STRENGTH OF SCHEDULE	OPP. STRENGTH OF SCHEDULE	TEAM RPI	ADJ. RPI	CONF. RPI	ADJ CONF. RPI
Average RPI Loss: 166									
DIV. I ONLY	5- 18	309	3- 7	242	200	315	315	22	22
DIV. I NON-CONF.	2- 7	286	0- 0	179	108	280	280	23	23

TOTALS	RPI 1-25	RPI 26-50	W-L RECORDS	RPI 51-100	RPI 101-999	RPI 201+			
5- 18	0- 1	0- 1	OVERALL	0- 1	5- 15	4- 5			
4- 7	0- 0	0- 1	HOME	0- 0	4- 6	3- 1			
1- 11	0- 0	0- 0	AWAY	0- 0	1- 0	1- 0			
0- 0	0- 0	0- 0	NEUTRAL	0- 0	0- 0	0- 0			
2- 7	0- 1	0- 1	NON-CONFERENCE	0- 1	2- 4	1- 3			
2- 2	0- 0	0- 1	HOME	0- 0	2- 1	1- 1			
0- 5	0- 1	0- 0	AWAY	0- 1	0- 3	0- 2			
0- 0	0- 0	0- 0	NEUTRAL	0- 0	0- 0	0- 0			
3- 11	0- 0	0- 0	CONFERENCE	0- 0	3- 11	3- 2			
2- 5	0- 0	0- 0	HOME	0- 0	2- 5	2- 0			
1- 6	0- 0	0- 0	AWAY	0- 0	1- 6	1- 2			
0- 0	0- 0	0- 0	NEUTRAL	0- 0	0- 0	0- 0			

RPI 1-25				RPI 26-50				RPI 51-100				RPI 101+ Team's RPI: 315			
RPI	S	Opponent	Score	RPI	S	Opponent	Score	RPI	S	Opponent	Score	RPI	S	Opponent	Score
3	A	Mississippi St.	50 106	45	H	Western Ky.	63 74	62	A	Georgia Tech	51 75	106	A	Little Rock	47 54
												106	H	Little Rock	50 65
												134	H	Texas St.	63 83
												144	A	South Ala.	52 88
												156	A	Florida	66 82
												162	H	UT Arlington	76 81
												166	A	Troy	86 90
												175	H	Louisiana	60 75
												180	H	Jacksonville St.	55 41
												197	A	Arkansas St.	63 76
												197	H	Arkansas St.	58 75
												237	H	Fla. Atlantic	50 82
												255	A	Coastal Caro.	49 64
												264	A	UNCW	62 74
												270	A	Appalachian St.	62 77
												281	H	VCU	61 56
												301	A	Kennesaw St.	61 71
												329	A	Ga. Southern	66 58
												329	H	Ga. Southern	71 56
												336	H	La.-Monroe	70 57

LAST 12 Division I GAMES:															
329	A	Ga. Southern	66 58	162	H	UT Arlington	76 81								
336	H	La.-Monroe	70 57	329	H	Ga. Southern	71 56								
175	H	Louisiana	60 75	255	A	Coastal Caro.	49 64								
106	A	Little Rock	47 54	270	A	Appalachian St.	62 77								
197	A	Arkansas St.	63 76	197	H	Arkansas St.	58 75								
134	H	Texas St.	63 83	106	H	Little Rock	50 65								

Non-Div I Games: Allen 101 56 North Greenville 91 89

Georgia St.

Average RPI Win: 184	WON-LOST RECORD	WINNING PCT. RANK	LAST 10 GAMES	STRENGTH OF SCHEDULE	OPP. STRENGTH OF SCHEDULE	TEAM RPI	ADJ. RPI	CONF. RPI	ADJ CONF. RPI
Average RPI Loss: 79									
DIV. I ONLY	22- 5	24	9- 1	110	137	46	46	14	14
DIV. I NON-CONF.	7- 4	102	0- 0	33	122	58	58	11	11

TOTALS	RPI 1-25	RPI 26-50	W-L RECORDS	RPI 51-100	RPI 101-999	RPI 201+			
22- 5	0- 0	0- 1	OVERALL	2- 3	20- 1	7- 0			
10- 2	0- 0	0- 0	HOME	0- 2	10- 0	3- 0			
11- 1	0- 0	0- 0	AWAY	2- 0	9- 1	4- 0			
1- 2	0- 0	0- 1	NEUTRAL	0- 1	1- 0	0- 0			
7- 4	0- 0	0- 1	NON-CONFERENCE	1- 2	6- 1	1- 0			
4- 1	0- 0	0- 0	HOME	0- 1	4- 0	0- 0			
2- 1	0- 0	0- 0	AWAY	1- 0	1- 1	1- 0			
1- 2	0- 0	0- 1	NEUTRAL	0- 1	1- 0	0- 0			
15- 1	0- 0	0- 0	CONFERENCE	1- 1	14- 0	6- 0			
6- 1	0- 0	0- 0	HOME	0- 1	6- 0	3- 0			
9- 0	0- 0	0- 0	AWAY	1- 0	8- 0	3- 0			
0- 0	0- 0	0- 0	NEUTRAL	0- 0	0- 0	0- 0			

RPI S Opponent	Score	RPI S Opponent	Score	Team's RPI: 46	RPI S Opponent	Score	RPI S Opponent	Score
		33 N DePaul	71 88		69 N Belmont	63 71	110 H Western Ill.	80 65
					78 A Saint Mary's (CA)	73 65	121 A Colorado St.	49 65
					78 H Saint Mary's (CA)	56 72	128 H Portland St.	91 52
					92 A Washington St.	64 56	130 H Saint Francis (PA)	97 74
					94 H UNLV	50 52	142 A Loyola Marymount	75 69
							142 H Loyola Marymount	77 67
							143 A BYU	84 70
							154 A San Francisco	81 57
							154 H San Francisco	74 47
							157 N Kent St.	77 57
							173 H Eastern Wash.	69 45
							178 A Pacific	99 72
							178 H Pacific	90 66
							184 A San Diego	63 44
							231 A Pepperdine	67 48
							231 H Pepperdine	73 51
							249 A Montana	70 55
							283 A Santa Clara	63 51
							283 H Santa Clara	71 44
							316 A Portland	70 56
							316 H Portland	75 36
LAST 12 Division I GAMES:								
231 A Pepperdine	67 48	154 A San Francisco	81 57					
142 A Loyola Marymount	75 69	316 H Portland	75 36					
78 H Saint Mary's (CA)	56 72	283 H Santa Clara	71 44					
178 H Pacific	90 66	78 A Saint Mary's (CA)	73 65					
143 A BYU	84 70	154 H San Francisco	74 47					
184 A San Diego	63 44	316 A Portland	70 56					

Non-Div I Games:

Gonzaga

Average RPI Win:	295	WON-LOST	WINNING	LAST 10	STRENGTH OF	OPP. STRENGTH	TEAM	ADJ.	CONF.	ADJ CONF.
Average RPI Loss:	172	RECORD	PCT. RANK	GAMES	SCHEDULE	OF SCHEDULE	RPI	RPI	RPI	RPI
DIV. I ONLY	13- 12	163	7- 3	321	314	230	230	32	32	
DIV. I NON-CONF.	3- 8	268	0- 0	282	69	275	275	32	32	

TOTALS	RPI 1-25	RPI 26-50	W-L RECORDS	RPI 51-100	RPI 101-999	RPI 201+				
13- 12	0- 1	0- 0	OVERALL	0- 1	13- 10	13- 5				
8- 2	0- 1	0- 0	HOME	0- 0	8- 1	8- 1				
5- 9	0- 0	0- 0	AWAY	0- 0	5- 1	5- 1				
0- 1	0- 0	0- 0	NEUTRAL	0- 0	0- 1	0- 0				
3- 8	0- 1	0- 0	NON-CONFERENCE	0- 1	3- 6	3- 1				
2- 1	0- 1	0- 0	HOME	0- 0	2- 0	2- 0				
1- 6	0- 0	0- 0	AWAY	0- 1	1- 5	1- 1				
0- 1	0- 0	0- 0	NEUTRAL	0- 0	0- 1	0- 0				
10- 4	0- 0	0- 0	CONFERENCE	0- 0	10- 4	10- 4				
6- 1	0- 0	0- 0	HOME	0- 0	6- 1	6- 1				
4- 3	0- 0	0- 0	AWAY	0- 0	4- 3	4- 3				
0- 0	0- 0	0- 0	NEUTRAL	0- 0	0- 0	0- 0				

RPI 1-25				RPI 26-50				RPI 51-100				RPI 101+ Team's RPI: 230			
RPI	S	Opponent	Score	RPI	S	Opponent	Score	RPI	S	Opponent	Score	RPI	S	Opponent	Score
5	H	Florida St.	53 96					84	A	Alabama	49 73	105	N	North Carolina	63 79
												108	A	Arkansas	62 79
												167	A	Louisiana Tech	53 64
												197	A	Arkansas St.	56 76
												201	A	Memphis	48 57
												207	A	Southern U.	44 63
												207	H	Southern U.	79 71
												214	A	Xavier	67 72
												232	A	Texas Southern	56 66
												232	H	Texas Southern	63 73
												261	A	Prairie View	75 68
												261	H	Prairie View	81 79
												266	A	McNeese	75 60
												292	H	Southeastern La.	61 52
												295	H	Alabama St.	93 71
												304	A	Alcorn	75 68
												304	H	Alcorn	68 51
												311	A	Jackson St.	70 82
												311	H	Jackson St.	93 89
												314	H	Alabama A&M	78 49
												336	H	La.-Monroe	61 52
												338	A	Mississippi Val.	64 62
												343	A	Ark.-Pine Bluff	66 57
LAST 12 Division I GAMES:															
311	H	Jackson St.	93 89	343	A	Ark.-Pine Bluff	66 57	311	A	Jackson St.	70 82				
232	A	Texas Southern	56 66	232	H	Texas Southern	63 73	261	H	Prairie View	81 79				
261	A	Prairie View	75 68	261	H	Prairie View	81 79	304	A	Alcorn	75 68				
304	H	Alcorn	68 51	304	A	Alcorn	75 68	207	A	Southern U.	44 63				
207	H	Southern U.	79 71												
338	A	Mississippi Val.	64 62												

Non-Div I Games:

Grambling

Grand Canyon

Through Games Of Feb. 17, 2018

Average RPI Win:	295	WON-LOST	WINNING	LAST 10	STRENGTH OF	OPP. STRENGTH	TEAM	ADJ.	CONF.	ADJ CONF.
Average RPI Loss:	192	RECORD	PCT. RANK	GAMES	SCHEDULE	OF SCHEDULE	RPI	RPI	RPI	RPI
DIV. I ONLY	11- 12	197	6- 4	337	317	276	276	31	31	
DIV. I NON-CONF.	4- 8	239	0- 0	279	268	271	271	31	31	

TOTALS	RPI 1-25	RPI 26-50	W-L RECORDS	RPI 51-100	RPI 101-999	RPI 201+				
11- 12	0- 1	0- 0	OVERALL	0- 2	11- 9	11- 6				
7- 5	0- 1	0- 0	HOME	0- 1	7- 3	7- 3				
4- 7	0- 0	0- 0	AWAY	0- 1	4- 6	4- 3				
0- 0	0- 0	0- 0	NEUTRAL	0- 0	0- 0	0- 0				
4- 8	0- 1	0- 0	NON-CONFERENCE	0- 2	4- 5	4- 2				
2- 3	0- 1	0- 0	HOME	0- 1	2- 1	2- 1				
2- 5	0- 0	0- 0	AWAY	0- 1	2- 4	2- 1				
0- 0	0- 0	0- 0	NEUTRAL	0- 0	0- 0	0- 0				
7- 4	0- 0	0- 0	CONFERENCE	0- 0	7- 4	7- 4				
5- 2	0- 0	0- 0	HOME	0- 0	5- 2	5- 2				
2- 2	0- 0	0- 0	AWAY	0- 0	2- 2	2- 2				
0- 0	0- 0	0- 0	NEUTRAL	0- 0	0- 0	0- 0				

RPI 1-25				RPI 26-50				RPI 51-100				RPI 101+				Team's RPI: 276
RPI	S	Opponent	Score	RPI	S	Opponent	Score	RPI	S	Opponent	Score	RPI	S	Opponent	Score	
17	H	Duke	61 74					94	A	UNLV	47 76	120	A	Bethune-Cookman	60 69	
								96	H	Rice	59 69	161	A	Cal Poly	69 75	
												181	A	Washington	65 79	
												216	H	CSU Bakersfield	40 69	
												220	H	Seattle U	74 63	
												235	A	New Mexico St.	60 64	
												235	H	New Mexico St.	50 34	
												237	A	Fla. Atlantic	77 73	
												282	A	UMKC	82 84	
												282	H	UMKC	59 62	
												283	H	Santa Clara	39 38	
												293	A	Valparaiso	75 80	
												308	A	UTRGV	65 59	
												308	H	UTRGV	59 58	
												312	A	Northern Ariz.	72 54	
												321	H	Long Beach St.	63 65	
												322	H	Southern Utah	59 54	
												327	H	Utah Valley	81 61	
												345	A	Chicago St.	59 43	
												345	H	Chicago St.	64 36	

LAST 12 Division I GAMES:																
216	H	CSU Bakersfield	40 69	282	H	UMKC	59 62									
235	H	New Mexico St.	50 34	345	H	Chicago St.	64 36									
308	H	UTRGV	59 58	308	A	UTRGV	65 59									
345	A	Chicago St.	59 43	235	A	New Mexico St.	60 64									
282	A	UMKC	82 84	220	H	Seattle U	74 63									
327	H	Utah Valley	81 61	283	H	Santa Clara	39 38									

Non-Div I Games: Arizona Christian 75 51 Benedictine Mesa 67 53

Grand Canyon

Loss,
Non-Conf,
S Site,
H Home
A Away
N Neutral

Average RPI Win:	155	WON-LOST	WINNING	LAST 10	STRENGTH OF	OPP. STRENGTH	TEAM	ADJ.	CONF.	ADJ CONF.
Average RPI Loss:	121	RECORD	PCT. RANK	GAMES	SCHEDULE	OF SCHEDULE	RPI	RPI	RPI	RPI
DIV. I ONLY	23- 3	8	9- 1	64	119	12	12	11	11	
DIV. I NON-CONF.	10- 1	15	0- 0	46	38	10	10	15	15	

TOTALS	RPI 1-25	RPI 26-50	W-L RECORDS	RPI 51-100	RPI 101-999	RPI 201+				
23- 3	0- 1	4- 0	OVERALL	4- 0	15- 2	7- 1				
11- 0	0- 0	2- 0	HOME	2- 0	7- 0	3- 0				
10- 2	0- 0	1- 0	AWAY	2- 0	7- 2	3- 1				
2- 1	0- 1	1- 0	NEUTRAL	0- 0	1- 0	1- 0				
10- 1	0- 1	4- 0	NON-CONFERENCE	0- 0	6- 0	3- 0				
4- 0	0- 0	2- 0	HOME	0- 0	2- 0	1- 0				
4- 0	0- 0	1- 0	AWAY	0- 0	3- 0	1- 0				
2- 1	0- 1	1- 0	NEUTRAL	0- 0	1- 0	1- 0				
13- 2	0- 0	0- 0	CONFERENCE	4- 0	9- 2	4- 1				
7- 0	0- 0	0- 0	HOME	2- 0	5- 0	2- 0				
6- 2	0- 0	0- 0	AWAY	2- 0	4- 2	2- 1				
0- 0	0- 0	0- 0	NEUTRAL	0- 0	0- 0	0- 0				

RPI	S	Opponent	Score	RPI	S	Opponent	Score	RPI	S	Opponent	Score	RPI	S	Opponent	Score
3	N	Mississippi St.	46 67	29	H	Marquette	63 55	76	A	IUPUI	60 34	111	A	Milwaukee	65 36
				32	H	South Dakota St.	55 41	76	H	IUPUI	52 45	111	H	Milwaukee	52 29
				38	A	Dayton	75 64	99	A	Wright St.	58 51	115	H	Chattanooga	60 30
				39	N	Arizona St.	61 48	99	H	Wright St.	75 68	119	A	Cleveland St.	60 71
												119	H	Cleveland St.	69 43
												179	A	Youngstown St.	67 42
												179	H	Youngstown St.	65 56
												187	A	Wisconsin	67 34
												188	A	Northwestern	63 57
												215	N	Columbia	61 43
												221	A	Oakland	81 48
												241	A	Northern Ky.	54 62
												241	H	Northern Ky.	58 41
												257	H	Bradley	72 40
												313	A	Loyola Chicago	76 39
												319	A	Detroit Mercy	85 27
												332	H	Ill.-Chicago	65 36

LAST 12 Division I GAMES:															
				179	A	Youngstown St.	67 42	332	H	Ill.-Chicago	65 36				
				119	A	Cleveland St.	60 71	221	A	Oakland	81 48				
				111	A	Milwaukee	65 36	319	A	Detroit Mercy	85 27				
				99	H	Wright St.	75 68	76	A	IUPUI	60 34				
				241	H	Northern Ky.	58 41	119	H	Cleveland St.	69 43				
				76	H	IUPUI	52 45	179	H	Youngstown St.	65 56				

Non-Div I Games:

Green Bay

Average RPI Win:	276	WON-LOST	WINNING	LAST 10	STRENGTH OF	OPP. STRENGTH	TEAM	ADJ.	CONF.	ADJ CONF.
Average RPI Loss:	132	RECORD	PCT. RANK	GAMES	SCHEDULE	OF SCHEDULE	RPI	RPI	RPI	RPI
DIV. I ONLY	13- 13	175	7- 3	273	199	200	200	30	30	
DIV. I NON-CONF.	4- 9	249	1- 0	105	19	182	182	30	30	

TOTALS	RPI 1-25	RPI 26-50	W-L RECORDS	RPI 51-100	RPI 101-999	RPI 201+				
13- 13	0- 1	0- 1	OVERALL	0- 3	13- 8	12- 3				
6- 3	0- 0	0- 0	HOME	0- 1	6- 2	6- 1				
6- 9	0- 1	0- 1	AWAY	0- 2	6- 5	5- 2				
1- 1	0- 0	0- 0	NEUTRAL	0- 0	1- 1	1- 0				
4- 9	0- 1	0- 1	NON-CONFERENCE	0- 3	4- 4	3- 0				
2- 1	0- 0	0- 0	HOME	0- 1	2- 0	2- 0				
1- 7	0- 1	0- 1	AWAY	0- 2	1- 3	0- 0				
1- 1	0- 0	0- 0	NEUTRAL	0- 0	1- 1	1- 0				
9- 4	0- 0	0- 0	CONFERENCE	0- 0	9- 4	9- 3				
4- 2	0- 0	0- 0	HOME	0- 0	4- 2	4- 1				
5- 2	0- 0	0- 0	AWAY	0- 0	5- 2	5- 2				
0- 0	0- 0	0- 0	NEUTRAL	0- 0	0- 0	0- 0				

RPI 1-25				RPI 26-50				RPI 51-100				RPI 101+ Team's RPI: 200			
RPI	S	Opponent	Score	RPI	S	Opponent	Score	RPI	S	Opponent	Score	RPI	S	Opponent	Score
8	A	Oregon	45 87	30	A	Virginia	62 66	51	H	Quinnipiac	58 64	105	A	North Carolina	70 66
								56	A	Elon	59 82	115	A	Chattanooga	52 64
								70	A	TCU	68 90	120	H	Bethune-Cookman	56 61
												145	A	Samford	61 66
												149	N	Brown	66 73
												193	A	Temple	56 65
												211	A	N. C. A&T	63 51
												213	H	Norfolk St.	48 63
												215	H	Columbia	60 58
												248	A	Howard	63 68
												250	N	San Jose St.	81 73
												271	A	UMES	70 65
												274	H	Old Dominion	50 42
												300	A	Coppin St.	83 48
												300	H	Coppin St.	67 35
												317	A	South Carolina St.	70 78
												317	H	South Carolina St.	60 42
												333	A	N. C. Central	62 53
												334	H	Delaware St.	66 62
												340	H	Florida A&M	66 65
												342	A	Savannah St.	81 53

LAST 12 Division I GAMES:															
317	H	South Carolina St.	60 42	120	H	Bethune-Cookman	56 61								
300	A	Coppin St.	83 48	340	H	Florida A&M	66 65								
213	H	Norfolk St.	48 63	317	A	South Carolina St.	70 78								
211	A	N. C. A&T	63 51	342	A	Savannah St.	81 53								
333	A	N. C. Central	62 53	274	H	Old Dominion	50 42								
300	H	Coppin St.	67 35	334	H	Delaware St.	66 62								

Non-Div I Games:

Hampton

Average RPI Win:	249	WON-LOST	WINNING	LAST 10	STRENGTH OF	OPP. STRENGTH	TEAM	ADJ.	CONF.	ADJ CONF.
Average RPI Loss:	118	RECORD	PCT. RANK	GAMES	SCHEDULE	OF SCHEDULE	RPI	RPI	RPI	RPI
DIV. I ONLY	15- 12	138	4- 6	156	256	159	159	20	20	
DIV. I NON-CONF.	8- 5	111	0- 0	148	242	122	122	24	24	

TOTALS	RPI 1-25	RPI 26-50	W-L RECORDS	RPI 51-100	RPI 101-999	RPI 201+				
15- 12	0- 1	0- 1	OVERALL	1- 4	14- 6	10- 1				
9- 4	0- 1	0- 0	HOME	1- 1	8- 2	6- 0				
3- 8	0- 0	0- 0	AWAY	0- 0	3- 1	2- 1				
3- 0	0- 0	0- 0	NEUTRAL	0- 0	3- 0	2- 0				
8- 5	0- 1	0- 1	NON-CONFERENCE	0- 1	8- 2	6- 0				
4- 2	0- 1	0- 0	HOME	0- 0	4- 1	3- 0				
1- 3	0- 0	0- 1	AWAY	0- 1	1- 1	1- 0				
3- 0	0- 0	0- 0	NEUTRAL	0- 0	3- 0	2- 0				
7- 7	0- 0	0- 0	CONFERENCE	1- 3	6- 4	4- 1				
5- 2	0- 0	0- 0	HOME	1- 1	4- 1	3- 0				
2- 5	0- 0	0- 0	AWAY	0- 2	2- 3	1- 1				
0- 0	0- 0	0- 0	NEUTRAL	0- 0	0- 0	0- 0				

RPI 1-25				RPI 26-50				RPI 51-100				RPI 101+				Team's RPI: 159
RPI	S	Opponent	Score	RPI	S	Opponent	Score	RPI	S	Opponent	Score	RPI	S	Opponent	Score	
23	H	Villanova	53 71	31	A	Syracuse	63 75	75	A	Fordham	44 69	105	A	North Carolina	70 90	
								81	A	Maine	56 59	117	N	Yale	78 70	
								81	A	Albany (NY)	53 66	125	H	Delaware	63 72	
								81	H	Albany (NY)	70 55	151	A	Binghamton	59 64	
								81	H	Maine	44 59	182	A	New Hampshire	58 76	
												182	H	New Hampshire	85 49	
												184	A	Stony Brook	75 68	
												184	H	Stony Brook	58 66	
												194	H	Siena	71 62	
												239	H	Niagara	83 65	
												240	H	Hofstra	60 49	
												287	H	Central Conn. St.	68 52	
												290	A	Bryant	59 47	
												291	A	Vermont	47 53	
												291	H	Vermont	91 52	
												309	N	Charleston So.	62 43	
												314	N	Alabama A&M	56 47	
												320	H	UMBC	65 54	
												344	A	UMass Lowell	81 42	
												344	H	UMass Lowell	78 56	

LAST 12 Division I GAMES:																
291	H	Vermont	91 52	344	H	UMass Lowell	78 56									
182	A	New Hampshire	58 76	291	A	Vermont	47 53									
81	A	Albany (NY)	53 66	81	H	Maine	44 59									
81	A	Maine	56 59	320	H	UMBC	65 54									
184	H	Stony Brook	58 66	151	A	Binghamton	59 64									
182	H	New Hampshire	85 49	344	A	UMass Lowell	81 42									

Non-Div I Games:

Hartford

Average RPI	Win:	187	WON-LOST	WINNING	LAST 10	STRENGTH OF	OPP. STRENGTH	TEAM	ADJ.	CONF.	ADJ CONF.
Average RPI	Loss:	79	RECORD	PCT. RANK	GAMES	SCHEDULE	OF SCHEDULE	RPI	RPI	RPI	RPI
DIV. I ONLY		14- 9	119	7- 3	69	115	71	71	9	9	
DIV. I NON-CONF.		8- 5	111	2- 0	97	135	76	76	9	9	

TOTALS	RPI 1-25		RPI 26-50		W-L RECORDS		RPI 51-100		RPI 101-999		RPI 201+
14- 9	0- 0		0- 4		OVERALL		1- 3		13- 2		6- 0
10- 0	0- 0		0- 0		HOME		1- 0		9- 0		4- 0
2- 8	0- 0		0- 3		AWAY		0- 3		2- 2		0- 0
2- 1	0- 0		0- 1		NEUTRAL		0- 0		2- 0		2- 0
8- 5	0- 0		0- 3		NON-CONFERENCE		0- 1		8- 1		4- 0
5- 0	0- 0		0- 0		HOME		0- 0		5- 0		2- 0
1- 4	0- 0		0- 2		AWAY		0- 1		1- 1		0- 0
2- 1	0- 0		0- 1		NEUTRAL		0- 0		2- 0		2- 0
6- 4	0- 0		0- 1		CONFERENCE		1- 2		5- 1		2- 0
5- 0	0- 0		0- 0		HOME		1- 0		4- 0		2- 0
1- 4	0- 0		0- 1		AWAY		0- 2		1- 1		0- 0
0- 0	0- 0		0- 0		NEUTRAL		0- 0		0- 0		0- 0

RPI 1-25				RPI 26-50				RPI 51-100				RPI 101+			
RPI	S	Opponent	Score	RPI	S	Opponent	Score	RPI	S	Opponent	Score	RPI	S	Opponent	Score
				30	A	Virginia	48 50	73	A	Penn	49 69	117	A	Yale	63 69
				35	A	Princeton	47 80	81	A	Maine	51 76	117	H	Yale	97 73
				38	N	Dayton	66 72	91	A	Dartmouth	56 63	136	A	Northeastern	79 69
				50	A	FGCU	56 65	91	H	Dartmouth	76 65	149	A	Brown	86 74
												149	H	Brown	87 85
												184	H	Stony Brook	60 53
												192	H	Boston U.	80 70
												193	A	Temple	64 86
												194	H	Siena	75 67
												210	N	Akron	76 63
												211	N	N. C. A&T	64 60
												215	H	Columbia	85 67
												234	H	La Salle	70 61
												265	H	Cornell	80 58
												273	H	Sacred Heart	70 62

LAST 12 Division I GAMES:															
				117	A	Yale	63 69	149	H	Brown	87 85				
				149	A	Brown	86 74	117	H	Yale	97 73				
				73	A	Penn	49 69	91	H	Dartmouth	76 65				
				35	A	Princeton	47 80	234	H	La Salle	70 61				
				265	H	Cornell	80 58	91	A	Dartmouth	56 63				
				215	H	Columbia	85 67	184	H	Stony Brook	60 53				

Non-Div I Games:

Harvard

Average RPI Win: 251
Average RPI Loss: 143

WON-LOST
RECORD

WINNING
PCT. RANK

LAST 10
GAMES

STRENGTH OF
SCHEDULE

OPP. STRENGTH
OF SCHEDULE

TEAM
RPI

ADJ.
RPI

CONF.
RPI

ADJ CONF.
RPI

DIV. I ONLY	9- 15	239	3- 7	174	204	247	247	21	21
DIV. I NON-CONF.	6- 6	170	0- 0	124	154	170	170	20	20

TOTALS	RPI 1-25	RPI 26-50	W-L RECORDS	RPI 51-100	RPI 101-999	RPI 201+			
9- 15	0- 2	0- 2	OVERALL	0- 2	9- 9	7- 4			
7- 6	0- 0	0- 2	HOME	0- 1	7- 3	5- 1			
2- 7	0- 0	0- 0	AWAY	0- 1	2- 6	2- 3			
0- 2	0- 2	0- 0	NEUTRAL	0- 0	0- 0	0- 0			
6- 6	0- 2	0- 2	NON-CONFERENCE	0- 0	6- 2	4- 1			
4- 3	0- 0	0- 2	HOME	0- 0	4- 1	2- 0			
2- 1	0- 0	0- 0	AWAY	0- 0	2- 1	2- 1			
0- 2	0- 2	0- 0	NEUTRAL	0- 0	0- 0	0- 0			
3- 9	0- 0	0- 0	CONFERENCE	0- 2	3- 7	3- 3			
3- 3	0- 0	0- 0	HOME	0- 1	3- 2	3- 1			
0- 6	0- 0	0- 0	AWAY	0- 1	0- 5	0- 2			
0- 0	0- 0	0- 0	NEUTRAL	0- 0	0- 0	0- 0			

RPI 1-25				RPI 26-50				RPI 51-100				RPI 101+ Team's RPI: 247			
RPI	S	Opponent	Score	RPI	S	Opponent	Score	RPI	S	Opponent	Score	RPI	S	Opponent	Score
8	N	Oregon	44 85	41	H	Purdue	67 79	63	A	UC Davis	52 76	141	H	Idaho St.	62 64
21	N	Texas A&M	59 103	48	H	Southern Cal i forn i a	60 71	63	H	UC Davis	56 68	155	H	Marist	70 63
												161	A	Cal Poly	50 52
												165	A	UC Irvine	66 70
												165	H	UC Irvine	67 74
												184	H	San Diego	64 63
												189	A	UC Santa Barbara	61 71
												206	H	CSUN	58 70
												220	A	Seattle U	73 58
												229	A	UC Riverside	57 79
												229	H	UC Riverside	63 57
												233	H	Montana St.	81 75
												279	A	Arizona	65 60
												312	H	Northern Ariz.	84 68
												316	A	Portland	47 76
												321	H	Long Beach St.	74 66
												325	A	Cal St. Fullerton	57 69
												325	H	Cal St. Fullerton	59 54
LAST 12 Division I GAMES:															
				63	H	UC Davis	56 68	165	A	UC Irvine	66 70				
				325	H	Cal St. Fullerton	59 54	229	A	UC Riverside	57 79				
				189	A	UC Santa Barbara	61 71	321	H	Long Beach St.	74 66				
				161	A	Cal Poly	50 52	165	H	UC Irvine	67 74				
				229	H	UC Riverside	63 57	63	A	UC Davis	52 76				
				206	H	CSUN	58 70	325	A	Cal St. Fullerton	57 69				

Non-Div I Games: Hawai i Paci fi c 67 57

Hawai i

Average RPI Win:	276	WON-LOST	WINNING	LAST 10	STRENGTH OF	OPP. STRENGTH	TEAM	ADJ.	CONF.	ADJ CONF.
Average RPI Loss:	142	RECORD	PCT. RANK	GAMES	SCHEDULE	OF SCHEDULE	RPI	RPI	RPI	RPI
DIV. I ONLY	13- 10	134	5- 5	293	271	198	198	27	27	
DIV. I NON-CONF.	4- 5	202	0- 0	136	85	137	137	28	28	

TOTALS	RPI 1-25	RPI 26-50	W-L RECORDS	RPI 51-100	RPI 101-999	RPI 201+				
13- 10	0- 1	0- 0	OVERALL	0- 4	13- 5	12- 3				
5- 5	0- 0	0- 0	HOME	0- 2	5- 3	5- 2				
8- 5	0- 0	0- 0	AWAY	0- 1	8- 2	7- 1				
0- 0	0- 0	0- 0	NEUTRAL	0- 0	0- 0	0- 0				
4- 5	0- 1	0- 0	NON-CONFERENCE	0- 3	4- 1	3- 0				
1- 2	0- 0	0- 0	HOME	0- 1	1- 1	1- 0				
3- 3	0- 1	0- 0	AWAY	0- 2	3- 0	2- 0				
0- 0	0- 0	0- 0	NEUTRAL	0- 0	0- 0	0- 0				
9- 5	0- 0	0- 0	CONFERENCE	0- 1	9- 4	9- 3				
4- 3	0- 0	0- 0	HOME	0- 1	4- 2	4- 2				
5- 2	0- 0	0- 0	AWAY	0- 0	5- 2	5- 1				
0- 0	0- 0	0- 0	NEUTRAL	0- 0	0- 0	0- 0				

RPI	S	Opponent	Score	RPI	S	Opponent	Score	RPI	S	Opponent	Score	RPI	S	Opponent	Score	Team's RPI: 198
17	A	Duke	50 77					72	A	Virginia Tech	63 86	148	A	Radford	47 50	
								80	H	UAB	61 77	177	H	Davidsen	74 82	
								85	H	Liberty	42 65	183	A	Stetson	69 64	
								86	A	Ohio	61 64	213	A	Norfolk St.	59 56	
												219	H	Gardner-Webb	83 80	
												223	A	UNC Asheville	58 45	
												223	H	UNC Asheville	59 78	
												226	A	UNCG	81 72	
												262	A	Campbell	62 53	
												262	H	Campbell	44 51	
												272	A	Presbyterian	55 62	
												272	H	Presbyterian	81 55	
												306	H	Western Caro.	75 69	
												309	A	Charleston So.	75 74	
												341	A	Winthrop	79 58	
												341	H	Winthrop	77 40	
												347	A	Longwood	75 39	
												347	H	Longwood	62 41	

LAST 12 Division I GAMES:																
272	A	Presbyterian	55 62	309	A	Charleston So.	75 74									
341	H	Winthrop	77 40	148	A	Radford	47 50									
223	H	UNC Asheville	59 78	347	H	Longwood	62 41									
347	A	Longwood	75 39	262	A	Campbell	62 53									
262	H	Campbell	44 51	341	A	Winthrop	79 58									
85	H	Liberty	42 65	272	H	Presbyterian	81 55									

Non-Div I Games: N. C. Wesleyan 111 54 Barton 82 69

High Point

H
o
f
s
t
r
a

Hofstra				Through Games Of Feb. 17, 2018							
Average RPI	Win:	246	WON-LOST	WINNING	LAST 10	STRENGTH OF	OPP. STRENGTH	TEAM	ADJ.	CONF.	ADJ CONF.
Average RPI	Loss:	139	RECORD	PCT. RANK	GAMES	SCHEDULE	OF SCHEDULE	RPI	RPI	RPI	RPI
DIV. I ONLY			10- 15	229	2- 8	231	172	240	240	10	10
DIV. I NON-CONF.			6- 5	153	0- 0	330	206	241	241	12	12

TOTALS		RPI 1-25		RPI 26-50		W-L RECORDS		RPI 51-100	RPI 101-999	RPI 201+	
10- 15		0- 0		0- 0		OVERALL		1- 6	9- 9	8- 3	
5- 7		0- 0		0- 0		HOME		0- 3	5- 4	4- 1	
4- 8		0- 0		0- 0		AWAY		0- 3	4- 5	4- 2	
1- 0		0- 0		0- 0		NEUTRAL		1- 0	0- 0	0- 0	
6- 5		0- 0		0- 0		NON-CONFERENCE		1- 1	5- 4	5- 1	
3- 2		0- 0		0- 0		HOME		0- 0	3- 2	3- 0	
2- 3		0- 0		0- 0		AWAY		0- 1	2- 2	2- 1	
1- 0		0- 0		0- 0		NEUTRAL		1- 0	0- 0	0- 0	
4- 10		0- 0		0- 0		CONFERENCE		0- 5	4- 5	3- 2	
2- 5		0- 0		0- 0		HOME		0- 3	2- 2	1- 1	
2- 5		0- 0		0- 0		AWAY		0- 2	2- 3	2- 1	
0- 0		0- 0		0- 0		NEUTRAL		0- 0	0- 0	0- 0	

H
o
f
s
t
r
a

RPI 1-25				RPI 26-50				RPI 51-100				RPI 101+ Team's RPI: 240					
RPI	S	Opponent	Score	RPI	S	Opponent	Score	RPI	S	Opponent	Score	RPI	S	Opponent	Score		
								56	H	El on	65	72	125	A	Del aware	41	61
								57	A	Drexel	38	47	125	H	Del aware	51	58
								57	H	Drexel	47	58	159	A	Hartford	49	60
								67	A	James Madi son	56	73	160	A	William & Mary	53	63
								67	H	James Madi son	42	55	160	H	William & Mary	65	54
								94	A	UNLV	52	68	184	H	Stony Brook	49	73
								98	N	Wake Forest	69	66	194	H	Si ena	60	70
													215	A	Col umbi a	53	75
													245	H	Hol y Cross	69	63
													253	A	Col . of Charleston	75	60
													253	H	Col . of Charleston	65	60
													259	H	St. Bonaventure	71	68
													263	A	Towson	72	73
													264	A	UNCW	69	61
													264	H	UNCW	55	59
													273	A	Sacred Heart	86	81
													320	H	UMBC	71	55
													337	A	I ona	68	43

LAST 12 Di v i s i o n I GAMES:																	
								56	H	El on	65	72	57	H	Drexel	47	58
								125	A	Del aware	41	61	160	H	William & Mary	65	54
								263	A	Towson	72	73	253	H	Col . of Charleston	65	60
								264	H	UNCW	55	59	125	H	Del aware	51	58
								160	A	William & Mary	53	63	264	A	UNCW	69	61
								67	A	James Madi son	56	73	253	A	Col . of Charleston	75	60

Non-Di v I Games:

Hofstra

Average RPI Loss: 153

DIV. I ONLY	10- 16	235	3- 7	239	215	245	245	15	15
DIV. I NON-CONF.	5- 6	187	0- 0	311	314	259	259	18	18
TOTALS	RPI 1-25	RPI 26-50	W-L RECORDS	RPI 51-100	RPI 101-999	RPI 201+			
10- 16	0- 0	0- 0	OVERALL	0- 5	10- 11	7- 5			
3- 10	0- 0	0- 0	HOME	0- 4	3- 6	2- 3			
7- 6	0- 0	0- 0	AWAY	0- 1	7- 5	5- 2			
0- 0	0- 0	0- 0	NEUTRAL	0- 0	0- 0	0- 0			
5- 6	0- 0	0- 0	NON-CONFERENCE	0- 2	5- 4	5- 2			
2- 3	0- 0	0- 0	HOME	0- 2	2- 1	2- 1			
3- 3	0- 0	0- 0	AWAY	0- 0	3- 3	3- 1			
0- 0	0- 0	0- 0	NEUTRAL	0- 0	0- 0	0- 0			
5- 10	0- 0	0- 0	CONFERENCE	0- 3	5- 7	2- 3			
1- 7	0- 0	0- 0	HOME	0- 2	1- 5	0- 2			
4- 3	0- 0	0- 0	AWAY	0- 1	4- 2	2- 1			
0- 0	0- 0	0- 0	NEUTRAL	0- 0	0- 0	0- 0			

RPI 1-25				RPI 26-50				RPI 51-100				RPI 101+				Team's RPI: 245	
RPI	S	Opponent	Score	RPI	S	Opponent	Score	RPI	S	Opponent	Score	RPI	S	Opponent	Score		
								55	H	Ameri can	63	68	123	A	Bucknel I	63	72
								77	A	Navy	54	62	123	H	Bucknel I	47	71
								77	H	Navy	58	65	149	A	Brown	78	82
								81	H	Al bany (NY)	56	65	155	A	Marist	74	85
								91	H	Dartmouth	74	76	163	A	Army West Point	70	62
													163	H	Army West Point	57	66
													190	H	Lehigh	54	49
													192	A	Boston U.	60	57
													192	H	Boston U.	58	64
													202	H	Boston College	61	70
													228	A	Lafayette	69	56
													228	H	Lafayette	65	69
													240	A	Hofstra	63	69
													246	A	Loyol a Maryl and	60	77
													246	H	Loyol a Maryl and	58	65
													268	A	Col gate	71	64
													284	A	Ri der	83	56
													290	H	Bryant	59	57
													291	H	Vermont	64	53
													324	A	Rhode Isl and	69	63
													344	A	UMass Lowell	84	56
LAST 12 Division I GAMES:																	
				123	A	Bucknel I	63	72	55	H	Ameri can	63	68				
				163	H	Army West Point	57	66	123	H	Bucknel I	47	71				
				192	H	Boston U.	58	64	163	A	Army West Point	70	62				
				77	A	Navy	54	62	192	A	Boston U.	60	57				
				246	H	Loyol a Maryl and	58	65	77	H	Navy	58	65				
				228	A	Lafayette	69	56	246	A	Loyol a Maryl and	60	77				

Non-Div I Games:

Hol y Cross

■ Loss, ■ Non-Conf, S Site, H Home A Away N Neutral

H
o
u
s
t
o
n

Houston				Through Games Of Feb. 17, 2018							
Average RPI	Win:	165	WON-LOST	WINNING	LAST 10	STRENGTH OF	OPP. STRENGTH	TEAM	ADJ.	CONF.	ADJ CONF.
Average RPI	Loss:	107	RECORD	PCT. RANK	GAMES	SCHEDULE	OF SCHEDULE	RPI	RPI	RPI	RPI
DIV. I ONLY			20- 7	49	6- 4	132	81	54	54	7	7
DIV. I NON-CONF.			11- 3	45	0- 0	117	86	36	36	7	7

TOTALS	RPI 1-25			RPI 26-50		W-L RECORDS	RPI 51-100	RPI 101-999		RPI 201+	
20- 7	0- 3			0- 0		OVERALL	3- 0	17- 4		6- 1	
10- 2	0- 1			0- 0		HOME	1- 0	9- 1		4- 0	
7- 5	0- 2			0- 0		AWAY	1- 0	6- 3		2- 1	
3- 0	0- 0			0- 0		NEUTRAL	1- 0	2- 0		0- 0	
11- 3	0- 2			0- 0		NON-CONFERENCE	1- 0	10- 1		4- 1	
5- 0	0- 0			0- 0		HOME	0- 0	5- 0		3- 0	
3- 3	0- 2			0- 0		AWAY	0- 0	3- 1		1- 1	
3- 0	0- 0			0- 0		NEUTRAL	1- 0	2- 0		0- 0	
9- 4	0- 1			0- 0		CONFERENCE	2- 0	7- 3		2- 0	
5- 2	0- 1			0- 0		HOME	1- 0	4- 1		1- 0	
4- 2	0- 0			0- 0		AWAY	1- 0	3- 2		1- 0	
0- 0	0- 0			0- 0		NEUTRAL	0- 0	0- 0		0- 0	

RPI 1-25				RPI 26-50				RPI 51-100				Team's RPI: 54				RPI 101+			
RPI	S	Opponent	Score	RPI	S	Opponent	Score	RPI	S	Opponent	Score	RPI	S	Opponent	Score	RPI	S	Opponent	Score
1	H	UConn	35 95					85	N	Liberty	75 68	104	H	George Mason	82 73				
21	A	Texas A&M	65 83					100	A	Tulane	98 92	111	N	Milwaukee	74 59				
22	A	Rutgers	57 75					100	H	Tulane	72 48	124	H	ETSU	88 69				
												132	H	Cincinnati	82 88				
												134	A	Texas St.	72 67				
												136	N	Northeastern	72 64				
												137	A	Wichita St.	73 62				
												137	H	Wichita St.	73 55				
												162	A	UT Arlington	62 58				
												171	A	Tulsa	77 83				
												193	A	Temple	99 75				
												199	A	East Carolina	78 80				
												199	H	East Carolina	97 81				
												201	H	Memphis	66 55				
												202	A	Boston College	74 79				
												205	A	SMU	85 75				
												205	H	SMU	60 56				
												215	H	Columbia	77 53				
												224	A	New Orleans	78 66				
												227	H	Texas Tech	79 75				
												310	H	Incarnate Word	98 67				
LAST 12 Division I GAMES:																			
199	H	East Carolina	97 81	199	A	East Carolina	78 80												
171	A	Tulsa	77 83	193	A	Temple	99 75												
201	H	Memphis	66 55	1	H	UConn	35 95												
137	A	Wichita St.	73 62	132	H	Cincinnati	82 88												
100	H	Tulane	72 48	100	A	Tulane	98 92												
205	H	SMU	60 56	137	H	Wichita St.	73 55												

Non-Div I Games:

Houston

Average RPI Win:	326	WON-LOST	WINNING	LAST 10	STRENGTH OF	OPP. STRENGTH	TEAM	ADJ.	CONF.	ADJ CONF.
Average RPI Loss:	191	RECORD	PCT. RANK	GAMES	SCHEDULE	OF SCHEDULE	RPI	RPI	RPI	RPI
DIV. I ONLY	4- 16	317	4- 6	303	319	326	326	26	26	
DIV. I NON-CONF.	0- 6	337	0- 0	106	299	324	324	25	25	

TOTALS	RPI 1-25	RPI 26-50	W-L RECORDS	RPI 51-100	RPI 101-999	RPI 201+				
4- 16	0- 1	0- 0	OVERALL	0- 1	4- 14	4- 8				
2- 5	0- 0	0- 0	HOME	0- 0	2- 5	2- 3				
2- 11	0- 1	0- 0	AWAY	0- 1	2- 9	2- 5				
0- 0	0- 0	0- 0	NEUTRAL	0- 0	0- 0	0- 0				
0- 6	0- 1	0- 0	NON-CONFERENCE	0- 1	0- 4	0- 1				
0- 0	0- 0	0- 0	HOME	0- 0	0- 0	0- 0				
0- 6	0- 1	0- 0	AWAY	0- 1	0- 4	0- 1				
0- 0	0- 0	0- 0	NEUTRAL	0- 0	0- 0	0- 0				
4- 10	0- 0	0- 0	CONFERENCE	0- 0	4- 10	4- 7				
2- 5	0- 0	0- 0	HOME	0- 0	2- 5	2- 3				
2- 5	0- 0	0- 0	AWAY	0- 0	2- 5	2- 4				
0- 0	0- 0	0- 0	NEUTRAL	0- 0	0- 0	0- 0				

RPI 1-25				RPI 26-50				RPI 51-100				RPI 101+				Team's RPI: 326
RPI	S	Opponent	Score	RPI	S	Opponent	Score	RPI	S	Opponent	Score	RPI	S	Opponent	Score	
24	A	South Fla.	43 90					96	A	Rice	45 67	109	H	Lamar University	51 79	
												118	A	Central Ark.	56 64	
												126	H	SFA	54 76	
												167	A	Louisiana Tech	62 85	
												169	A	UTEP	62 69	
												186	A	Oral Roberts	56 78	
												224	A	New Orleans	52 70	
												225	A	Abilene Christian	68 80	
												236	A	A&M-Corpus Christi	49 50	
												242	A	Nicholls St.	45 63	
												242	H	Nicholls St.	61 73	
												266	H	McNeese	74 86	
												292	H	Southeastern La.	61 76	
												310	A	Incarate Word	58 56	
												323	H	Northwestern St.	57 51	
												335	A	Sam Houston St.	69 61	
												335	H	Sam Houston St.	65 62	
												336	A	La.-Monroe	73 77	
LAST 12 Division I GAMES:																
335	H	Sam Houston St.	65 62	310	A	Incarate Word	58 56									
323	H	Northwestern St.	57 51	266	H	McNeese	74 86									
242	A	Nicholls St.	45 63	292	H	Southeastern La.	61 76									
118	A	Central Ark.	56 64	335	A	Sam Houston St.	69 61									
126	H	SFA	54 76	225	A	Abilene Christian	68 80									
236	A	A&M-Corpus Christi	49 50	242	H	Nicholls St.	61 73									

Non-Div I Games: LeTourneau 88 43 Paul Quinn 74 54 Jarvis Christian 78 30 Huston-Tillotson 76 72 Houston Baptist

Average RPI Win: **289**
 Average RPI Loss: **172**

WON-LOST
RECORD

WINNING
PCT. RANK

LAST 10
GAMES

STRENGTH OF
SCHEDULE

OPP. STRENGTH
OF SCHEDULE

TEAM
RPI

ADJ.
RPI

CONF.
RPI

ADJ CONF.
RPI

DIV. I ONLY	10- 15	229	6- 4	202	343	248	248	30	30
DIV. I NON-CONF.	4- 9	249	0- 0	70	309	228	228	30	30

TOTALS	RPI 1-25	RPI 26-50	W-L RECORDS	RPI 51-100	RPI 101-999	RPI 201+			
10- 15	0- 1	0- 1	OVERALL	0- 1	10- 12	9- 6			
7- 5	0- 0	0- 0	HOME	0- 0	7- 5	6- 2			
3- 10	0- 0	0- 0	AWAY	0- 0	3- 1	3- 1			
0- 0	0- 0	0- 0	NEUTRAL	0- 0	0- 0	0- 0			
4- 9	0- 1	0- 1	NON-CONFERENCE	0- 1	4- 6	4- 1			
4- 2	0- 0	0- 0	HOME	0- 0	4- 2	4- 0			
0- 7	0- 1	0- 1	AWAY	0- 1	0- 4	0- 1			
0- 0	0- 0	0- 0	NEUTRAL	0- 0	0- 0	0- 0			
6- 6	0- 0	0- 0	CONFERENCE	0- 0	6- 6	5- 5			
3- 3	0- 0	0- 0	HOME	0- 0	3- 3	2- 2			
3- 3	0- 0	0- 0	AWAY	0- 0	3- 3	3- 3			
0- 0	0- 0	0- 0	NEUTRAL	0- 0	0- 0	0- 0			

RPI 1-25				RPI 26-50				RPI 51-100				RPI 101+ Team's RPI: 248			
RPI	S	Opponent	Score	RPI	S	Opponent	Score	RPI	S	Opponent	Score	RPI	S	Opponent	Score
20	A	Maryland	49 111	27	A	Georgia	47 87	61	A	Mercer	44 70	116	A	Georgetown	41 93
												120	H	Bethune-Cookman	55 59
												132	A	Cincinnati	53 87
												149	H	Brown	81 85
												160	H	William & Mary	71 83
												194	A	Siena	61 72
												200	H	Hampton	68 63
												211	A	N. C. A&T	53 91
												211	H	N. C. A&T	68 76
												260	A	Morgan St.	68 61
												262	H	Campbell	63 61
												267	H	St. Francis Brooklyn	72 69
												269	H	Fairleigh Dickinson	68 65
												271	A	UMES	52 58
												271	H	UMES	79 83
												291	A	Vermont	65 88
												302	H	FIU	69 62
												317	A	South Carolina St.	68 58
												333	H	N. C. Central	69 54
												340	A	Florida A&M	59 74
												340	H	Florida A&M	76 65
												342	A	Savannah St.	87 59

LAST 12 Division I GAMES:															
211	A	N. C. A&T	53 91	333	H	N. C. Central	69 54								
271	H	UMES	79 83	342	A	Savannah St.	87 59								
260	A	Morgan St.	68 61	317	A	South Carolina St.	68 58								
340	H	Florida A&M	76 65	200	H	Hampton	68 63								
271	A	UMES	52 58	120	H	Bethune-Cookman	55 59								
211	H	N. C. A&T	68 76	340	A	Florida A&M	59 74								

Non-Div I Games:

Howard

Loss, **Non-Conf**, **S Site**, **H Home** **A Away** **N Neutral**

Average RPI Win:	212	WON-LOST	WINNING	LAST 10	STRENGTH OF	OPP. STRENGTH	TEAM	ADJ.	CONF.	ADJ CONF.
Average RPI Loss:	61	RECORD	PCT. RANK	GAMES	SCHEDULE	OF SCHEDULE	RPI	RPI	RPI	RPI
DIV. I ONLY	19- 6	45	7- 3	192	118	76	76	11	11	
DIV. I NON-CONF.	7- 3	74	0- 0	224	49	77	77	15	15	

TOTALS	RPI 1-25	RPI 26-50	W-L RECORDS	RPI 51-100	RPI 101-999	RPI 201+				
19- 6	0- 2	0- 2	OVERALL	3- 1	16- 1	10- 0				
5- 3	0- 1	0- 0	HOME	0- 1	5- 1	4- 0				
13- 3	0- 1	0- 2	AWAY	2- 0	11- 0	6- 0				
1- 0	0- 0	0- 0	NEUTRAL	1- 0	0- 0	0- 0				
7- 3	0- 0	0- 2	NON-CONFERENCE	2- 1	5- 0	3- 0				
1- 1	0- 0	0- 0	HOME	0- 1	1- 0	1- 0				
5- 2	0- 0	0- 2	AWAY	1- 0	4- 0	2- 0				
1- 0	0- 0	0- 0	NEUTRAL	1- 0	0- 0	0- 0				
12- 3	0- 2	0- 0	CONFERENCE	1- 0	11- 1	7- 0				
4- 2	0- 1	0- 0	HOME	0- 0	4- 1	3- 0				
8- 1	0- 1	0- 0	AWAY	1- 0	7- 0	4- 0				
0- 0	0- 0	0- 0	NEUTRAL	0- 0	0- 0	0- 0				

RPI 1-25				RPI 26-50				RPI 51-100				Team's RPI: 76				RPI 101+			
RPI	S	Opponent	Score	RPI	S	Opponent	Score	RPI	S	Opponent	Score	RPI	S	Opponent	Score	RPI	S	Opponent	Score
12	A	Green Bay	45 52	33	A	DePaul	71 85	74	N	Wyoming	65 59	111	A	Milwaukee	70 68				
12	H	Green Bay	34 60	44	A	UCF	59 63	86	A	Ohio	76 52	119	A	Cleveland St.	77 64				
								87	H	Miami (OH)	83 96	119	H	Cleveland St.	94 56				
								99	A	Wright St.	64 61	150	A	UNI	54 48				
												179	A	Youngstown St.	65 43				
												179	H	Youngstown St.	67 70				
												201	A	Memphis	80 57				
												221	A	Oakland	73 55				
												221	H	Oakland	80 64				
												241	A	Northern Ky.	71 35				
												277	H	Indiana St.	86 57				
												305	A	Tennessee Tech	68 54				
												319	A	Detroit Mercy	91 59				
												319	H	Detroit Mercy	90 62				
												329	A	Ga. Southern	72 52				
												332	A	Ill. -Chicago	82 46				
												332	H	Ill. -Chicago	68 43				

										LAST 12 Division I GAMES:									
319	A	Detroit Mercy	91 59	111	A	Milwaukee	70 68												
221	A	Oakland	73 55	99	A	Wright St.	64 61												
119	H	Cleveland St.	94 56	241	A	Northern Ky.	71 35												
179	H	Youngstown St.	67 70	12	H	Green Bay	34 60												
332	H	Ill. -Chicago	68 43	221	H	Oakland	80 64												
12	A	Green Bay	45 52	319	H	Detroit Mercy	90 62												

Non-Div I Games: Georgetown (KY) 85 52

IUPUI

Average RPI Win: 205	WON-LOST RECORD	WINNING PCT. RANK	LAST 10 GAMES	STRENGTH OF SCHEDULE	OPP. STRENGTH OF SCHEDULE	TEAM RPI	ADJ. RPI	CONF. RPI	ADJ CONF. RPI
Average RPI Loss: 130									
DIV. I ONLY	14- 10	130	9- 1	183	104	131	131	19	19
DIV. I NON-CONF.	3- 7	254	0- 0	92	107	200	200	14	14

TOTALS	RPI 1-25	RPI 26-50	W-L RECORDS	RPI 51-100	RPI 101-999	RPI 201+			
14- 10	0- 1	1- 2	OVERALL	0- 2	13- 5	7- 3			
7- 4	0- 0	0- 1	HOME	0- 1	7- 2	4- 1			
7- 5	0- 0	1- 0	AWAY	0- 0	6- 0	3- 0			
0- 1	0- 0	0- 0	NEUTRAL	0- 1	0- 0	0- 0			
3- 7	0- 1	0- 1	NON-CONFERENCE	0- 2	3- 3	2- 2			
1- 3	0- 0	0- 0	HOME	0- 1	1- 2	1- 1			
2- 3	0- 1	0- 1	AWAY	0- 0	2- 1	1- 1			
0- 1	0- 0	0- 0	NEUTRAL	0- 1	0- 0	0- 0			
11- 3	0- 0	1- 1	CONFERENCE	0- 0	10- 2	5- 1			
6- 1	0- 0	0- 1	HOME	0- 0	6- 0	3- 0			
5- 2	0- 0	1- 0	AWAY	0- 0	4- 2	2- 1			
0- 0	0- 0	0- 0	NEUTRAL	0- 0	0- 0	0- 0			

RPI 1-25				RPI 26-50				RPI 51-100				RPI 101+ Team's RPI: 131			
RPI	S	Opponent	Score	RPI	S	Opponent	Score	RPI	S	Opponent	Score	RPI	S	Opponent	Score
7	A	Ohio St.	56 99	36	A	Northern Colo.	79 71	70	N	TCU	76 86	121	A	Colorado St.	83 69
				36	H	Northern Colo.	72 78	74	H	Wyoming	64 70	128	A	Portland St.	101 90
				39	A	Arizona St.	33 77					128	H	Portland St.	61 60
												173	A	Eastern Wash.	64 71
												173	H	Eastern Wash.	85 71
												176	A	North Dakota	78 64
												176	H	North Dakota	80 75
												181	H	Washington	69 81
												206	A	CSUN	80 75
												220	H	Seattle U	60 68
												225	A	Abilene Christian	72 82
												233	A	Montana St.	95 77
												249	A	Montana	67 56
												278	A	Sacramento St.	64 79
												278	H	Sacramento St.	101 66
												312	H	Northern Ariz.	83 68
												322	H	Southern Utah	74 51
												325	H	Cal St. Fullerton	80 60

LAST 12 Division I GAMES:															
249	A	Montana	67 56	36	A	Northern Colo.	79 71								
233	A	Montana St.	95 77	312	H	Northern Ariz.	83 68								
173	H	Eastern Wash.	85 71	322	H	Southern Utah	74 51								
278	H	Sacramento St.	101 66	173	A	Eastern Wash.	64 71								
128	H	Portland St.	61 60	128	A	Portland St.	101 90								
176	A	North Dakota	78 64	278	A	Sacramento St.	64 79								

Non-Div I Games: Eastern Ore. 84 70

Idaho

Average RPI Win:	236	WON-LOST	WINNING	LAST 10	STRENGTH OF	OPP. STRENGTH	TEAM	ADJ.	CONF.	ADJ CONF.
Average RPI Loss:	141	RECORD	PCT. RANK	GAMES	SCHEDULE	OF SCHEDULE	RPI	RPI	RPI	RPI
DIV. I ONLY	15- 8	89	7- 3	320	133	141	141	19	19	
DIV. I NON-CONF.	6- 3	87	0- 0	303	151	113	113	14	14	

TOTALS	RPI 1-25	RPI 26-50	W-L RECORDS	RPI 51-100	RPI 101-999	RPI 201+				
15- 8	0- 0	0- 2	OVERALL	0- 2	15- 4	9- 2				
6- 2	0- 0	0- 1	HOME	0- 0	6- 1	4- 0				
9- 6	0- 0	0- 0	AWAY	0- 0	9- 0	5- 0				
0- 0	0- 0	0- 0	NEUTRAL	0- 0	0- 0	0- 0				
6- 3	0- 0	0- 0	NON-CONFERENCE	0- 2	6- 1	4- 1				
1- 0	0- 0	0- 0	HOME	0- 0	1- 0	1- 0				
5- 3	0- 0	0- 0	AWAY	0- 2	5- 1	3- 1				
0- 0	0- 0	0- 0	NEUTRAL	0- 0	0- 0	0- 0				
9- 5	0- 0	0- 2	CONFERENCE	0- 0	9- 3	5- 1				
5- 2	0- 0	0- 1	HOME	0- 0	5- 1	3- 0				
4- 3	0- 0	0- 1	AWAY	0- 0	4- 2	2- 1				
0- 0	0- 0	0- 0	NEUTRAL	0- 0	0- 0	0- 0				

RPI 1-25				RPI 26-50				RPI 51-100				RPI 101+				Team's RPI: 141
RPI	S	Opponent	Score	RPI	S	Opponent	Score	RPI	S	Opponent	Score	RPI	S	Opponent	Score	
				36	A	Northern Colo.	52 75	74	A	Wyoming	53 61	128	A	Portland St.	88 59	
				36	H	Northern Colo.	57 63	92	A	Washington St.	55 72	128	H	Portland St.	72 64	
												165	A	UC Irvine	78 72	
												170	A	Weber St.	73 84	
												170	H	Weber St.	70 76	
												176	A	North Dakota	68 55	
												176	H	North Dakota	57 46	
												181	A	Washington	79 59	
												220	A	Seattle U	74 69	
												231	A	Pepperdine	74 80	
												247	A	Hawaii	64 62	
												278	A	Sacramento St.	85 71	
												278	H	Sacramento St.	83 71	
												296	H	Utah St.	64 44	
												312	A	Northern Ariz.	75 55	
												312	H	Northern Ariz.	76 59	
												322	A	Southern Utah	70 76	
												322	H	Southern Utah	66 39	
												327	A	Utah Valley	70 58	
LAST 12 Division I GAMES:																
				128	H	Portland St.	72 64	170	A	Weber St.	73 84					
				278	H	Sacramento St.	83 71	278	A	Sacramento St.	85 71					
				176	A	North Dakota	68 55	128	A	Portland St.	88 59					
				36	A	Northern Colo.	52 75	36	H	Northern Colo.	57 63					
				322	H	Southern Utah	66 39	176	H	North Dakota	57 46					
				312	H	Northern Ariz.	76 59	312	A	Northern Ariz.	75 55					

Non-Div I Games: Westminster (UT) 83 45 Col. of Idaho 89 32

Idaho St.

Average RPI Win:	276	WON-LOST	WINNING	LAST 10	STRENGTH OF	OPP. STRENGTH	TEAM	ADJ.	CONF.	ADJ CONF.
Average RPI Loss:	188	RECORD	PCT. RANK	GAMES	SCHEDULE	OF SCHEDULE	RPI	RPI	RPI	RPI
DIV. I ONLY	5- 19	311	0- 10	306	250	332	332	11	11	
DIV. I NON-CONF.	5- 4	146	0- 0	347	347	327	327	15	15	

TOTALS	RPI 1-25	RPI 26-50	W-L RECORDS	RPI 51-100	RPI 101-999	RPI 201+				
5- 19	0- 1	0- 0	OVERALL	0- 3	5- 15	5- 9				
4- 8	0- 0	0- 0	HOME	0- 1	4- 7	4- 4				
1- 11	0- 1	0- 0	AWAY	0- 2	1- 8	1- 5				
0- 0	0- 0	0- 0	NEUTRAL	0- 0	0- 0	0- 0				
5- 4	0- 0	0- 0	NON-CONFERENCE	0- 0	5- 4	5- 4				
4- 2	0- 0	0- 0	HOME	0- 0	4- 2	4- 2				
1- 2	0- 0	0- 0	AWAY	0- 0	1- 2	1- 2				
0- 0	0- 0	0- 0	NEUTRAL	0- 0	0- 0	0- 0				
0- 15	0- 1	0- 0	CONFERENCE	0- 3	0- 11	0- 5				
0- 6	0- 0	0- 0	HOME	0- 1	0- 5	0- 2				
0- 9	0- 1	0- 0	AWAY	0- 2	0- 6	0- 3				
0- 0	0- 0	0- 0	NEUTRAL	0- 0	0- 0	0- 0				

RPI 1-25	RPI 26-50	RPI 51-100	RPI 101+	Team's RPI: 332
RPI S Opponent Score	RPI S Opponent Score	RPI S Opponent Score	RPI S Opponent Score	
12 A Green Bay 36 65		76 A IUPUI 43 68	111 A Milwaukee 44 59	
		76 H IUPUI 46 82	111 H Milwaukee 53 76	
		99 A Wright St. 50 60	119 A Cleveland St. 67 70	
			119 H Cleveland St. 42 64	
			179 A Youngstown St. 63 76	
			179 H Youngstown St. 52 71	
			204 H Eastern Mich. 73 70	
			218 H North Texas 70 67	
			221 A Oakland 78 95	
			221 H Oakland 63 67	
			241 A Northern Ky. 53 61	
			257 A Bradley 48 58	
			277 H Indiana St. 55 46	
			283 H Santa Clara 36 45	
			311 H Jackson St. 63 76	
			313 A Loyola Chicago 55 57	
			319 A Detroit Mercy 60 73	
			319 H Detroit Mercy 58 61	
			331 A Fort Wayne 67 51	
			349 H Evansville 96 77	
LAST 12 Division I GAMES:				
221 A Oakland 78 95	12 A Green Bay 36 65			
319 A Detroit Mercy 60 73	241 A Northern Ky. 53 61			
179 H Youngstown St. 52 71	99 A Wright St. 50 60			
119 H Cleveland St. 42 64	111 H Milwaukee 53 76			
76 A IUPUI 43 68	319 H Detroit Mercy 58 61			
111 A Milwaukee 44 59	221 H Oakland 63 67			

Non-Div I Games: Bethel (IN) 66 46 Ind.-Northwest 74 56

Average RPI Win:	253	WON-LOST	WINNING	LAST 10	STRENGTH OF	OPP. STRENGTH	TEAM	ADJ.	CONF.	ADJ CONF.
Average RPI Loss:	66	RECORD	PCT. RANK	GAMES	SCHEDULE	OF SCHEDULE	RPI	RPI	RPI	RPI
DIV. I ONLY	9- 18	258	0- 10	91	73	217	217	3	3	
DIV. I NON-CONF.	9- 5	99	0- 0	234	229	146	146	4	4	

TOTALS	RPI 1-25	RPI 26-50	W-L RECORDS	RPI 51-100	RPI 101-999	RPI 201+				
9- 18	0- 5	0- 3	OVERALL	0- 7	9- 3	6- 0				
6- 9	0- 2	0- 1	HOME	0- 3	6- 3	6- 0				
1- 9	0- 3	0- 2	AWAY	0- 4	1- 0	0- 0				
2- 0	0- 0	0- 0	NEUTRAL	0- 0	2- 0	0- 0				
9- 5	0- 1	0- 1	NON-CONFERENCE	0- 2	9- 1	6- 0				
6- 2	0- 0	0- 0	HOME	0- 1	6- 1	6- 0				
1- 3	0- 1	0- 1	AWAY	0- 1	1- 0	0- 0				
2- 0	0- 0	0- 0	NEUTRAL	0- 0	2- 0	0- 0				
0- 13	0- 4	0- 2	CONFERENCE	0- 5	0- 2	0- 0				
0- 7	0- 2	0- 1	HOME	0- 2	0- 2	0- 0				
0- 6	0- 2	0- 1	AWAY	0- 3	0- 0	0- 0				
0- 0	0- 0	0- 0	NEUTRAL	0- 0	0- 0	0- 0				

RPI 1-25				RPI 26-50				RPI 51-100				RPI 101+ Team's RPI: 217			
RPI	S	Opponent	Score	RPI	S	Opponent	Score	RPI	S	Opponent	Score	RPI	S	Opponent	Score
7	H	Ohio St.	69 88	41	H	Purdue	54 73	58	A	Indiana	54 70	110	H	Western Ill.	67 77
16	A	Missouri	55 72	46	A	Michigan	42 86	59	H	Michigan St.	55 67	137	N	Wichita St.	68 67
18	H	Iowa	71 84	50	A	FGCU	61 85	65	A	Nebraska	47 62	165	N	UC Irvine	65 59
20	A	Maryland	65 100					65	H	Nebraska	72 80	187	H	Wisconsin	61 70
22	A	Rutgers	37 76					72	H	Virginia Tech	49 96	188	H	Northwestern	59 74
								83	A	Penn St.	59 68	201	A	Memphis	63 47
								89	A	New Mexico	68 97	243	H	Austin Peay	59 47
												257	H	Bradley	74 62
												277	H	Indiana St.	81 52
												319	H	Detroit Mercy	73 65
												331	H	Fort Wayne	64 50
												345	H	Chicago St.	66 56

LAST 12 Division I GAMES:															
7	H	Ohio St.	69 88	46	A	Michigan	42 86	58	A	Indiana	54 70	59	H	Michigan St.	55 67
41	H	Purdue	54 73	65	H	Nebraska	72 80	65	H	Nebraska	47 62	18	H	Iowa	71 84
50	A	FGCU	61 85	187	H	Wisconsin	61 70	22	A	Rutgers	37 76	201	A	Memphis	63 47
				83	A	Penn St.	59 68	188	H	Northwestern	59 74	243	H	Austin Peay	59 47

Non-Div I Games:

Average RPI Win: 239	WON-LOST RECORD	WINNING PCT. RANK	LAST 10 GAMES	STRENGTH OF SCHEDULE	OPP. STRENGTH OF SCHEDULE	TEAM RPI	ADJ. RPI	CONF. RPI	ADJ. CONF. RPI
Average RPI Loss: 172									
DIV. I ONLY	12- 13	189	6- 4	295	229	251	251	24	24
DIV. I NON-CONF.	6- 5	153	0- 0	238	204	196	196	22	22

TOTALS	RPI 1-25	RPI 26-50	W-L RECORDS	RPI 51-100	RPI 101-999	RPI 201+			
12- 13	0- 0	0- 0	OVERALL	0- 1	12- 12	8- 5			
8- 6	0- 0	0- 0	HOME	0- 1	8- 5	6- 1			
3- 7	0- 0	0- 0	AWAY	0- 0	3- 1	2- 1			
1- 0	0- 0	0- 0	NEUTRAL	0- 0	1- 0	0- 0			
6- 5	0- 0	0- 0	NON-CONFERENCE	0- 0	6- 5	4- 1			
4- 2	0- 0	0- 0	HOME	0- 0	4- 2	3- 0			
1- 3	0- 0	0- 0	AWAY	0- 0	1- 3	1- 1			
1- 0	0- 0	0- 0	NEUTRAL	0- 0	1- 0	0- 0			
6- 8	0- 0	0- 0	CONFERENCE	0- 1	6- 7	4- 4			
4- 4	0- 0	0- 0	HOME	0- 1	4- 3	3- 1			
2- 4	0- 0	0- 0	AWAY	0- 0	2- 4	1- 3			
0- 0	0- 0	0- 0	NEUTRAL	0- 0	0- 0	0- 0			

RPI S Opponent	Score	RPI S Opponent	Score	RPI S Opponent	Score	RPI S Opponent	Score	Team's RPI: 251
				79 H Drake	58 65	103 A Missouri St.	58 75	
						103 H Missouri St.	50 56	
						104 A George Mason	37 56	
						107 H Butler	45 56	
						111 A Milwaukee	59 61	
						119 H Cleveland St.	47 56	
						136 N Northeastern	65 55	
						147 A Southern Ill.	39 36	
						147 H Southern Ill.	49 46	
						150 H UNI	36 58	
						153 H SIUE	62 47	
						204 H Eastern Mich.	65 56	
						221 A Oakland	43 64	
						241 H Northern Ky.	49 37	
						257 H Bradley	42 62	
						277 A Indiana St.	49 52	
						277 H Indiana St.	63 53	
						282 H UMKC	64 53	
						293 A Valparaiso	50 56	
						293 H Valparaiso	63 55	
						313 A Loyola Chicago	59 62	
						313 H Loyola Chicago	57 49	
						321 A Long Beach St.	59 51	
						349 A Evansville	67 43	
LAST 12 Division I GAMES:								
277 H Indiana St.	63 53	79 H Drake	58 65	277 A Indiana St.	49 52			
103 A Missouri St.	58 75	349 A Evansville	67 43	147 H Southern Ill.	49 46			
147 A Southern Ill.	39 36	103 H Missouri St.	50 56	313 A Loyola Chicago	59 62			
293 H Valparaiso	63 55	313 H Loyola Chicago	57 49					
313 H Loyola Chicago	57 49							
150 H UNI	36 58							

Non-Div I Games:

Illinois St.

Average RPI Win: 289	WON-LOST RECORD	WINNING PCT. RANK	LAST 10 GAMES	STRENGTH OF SCHEDULE	OPP. STRENGTH OF SCHEDULE	TEAM RPI	ADJ. RPI	CONF. RPI	ADJ CONF. RPI
Average RPI Loss: 169									
DIV. I ONLY	2- 22	340	0- 10	100	335	310	310	26	26
DIV. I NON-CONF.	0- 10	337	0- 0	27	288	276	276	25	25

TOTALS	RPI 1-25	RPI 26-50	W-L RECORDS	RPI 51-100	RPI 101-999	RPI 201+			
2- 22	0- 0	0- 0	OVERALL	0- 5	2- 17	2- 9			
1- 10	0- 0	0- 0	HOME	0- 1	1- 9	1- 5			
1- 12	0- 0	0- 0	AWAY	0- 0	1- 2	1- 1			
0- 0	0- 0	0- 0	NEUTRAL	0- 0	0- 0	0- 0			
0- 10	0- 0	0- 0	NON-CONFERENCE	0- 5	0- 5	0- 2			
0- 3	0- 0	0- 0	HOME	0- 1	0- 2	0- 1			
0- 7	0- 0	0- 0	AWAY	0- 4	0- 3	0- 1			
0- 0	0- 0	0- 0	NEUTRAL	0- 0	0- 0	0- 0			
2- 12	0- 0	0- 0	CONFERENCE	0- 0	2- 12	2- 7			
1- 7	0- 0	0- 0	HOME	0- 0	1- 7	1- 4			
1- 5	0- 0	0- 0	AWAY	0- 0	1- 5	1- 3			
0- 0	0- 0	0- 0	NEUTRAL	0- 0	0- 0	0- 0			

RPI 1-25				RPI 26-50				RPI 51-100				RPI 101+ Team's RPI: 310			
RPI	S	Opponent	Score	RPI	S	Opponent	Score	RPI	S	Opponent	Score	RPI	S	Opponent	Score
								53	A	Oklahoma St.	35 86	109	A	Lamar University	54 77
								54	A	Houston	67 98	109	H	Lamar University	47 71
								68	H	South Dakota	51 81	118	H	Central Ark.	35 57
								95	A	Utah	31 90	126	A	SFA	49 60
								96	A	Rice	43 60	126	H	SFA	50 75
												134	H	Texas St.	33 74
												162	A	UT Arlington	48 61
												170	A	Weber St.	55 79
												224	A	New Orleans	50 52
												224	H	New Orleans	45 72
												225	A	Abilene Christian	56 58
												227	A	Texas Tech	54 80
												236	H	A&M-Corpus Christi	58 62
												242	H	Nicholls St.	64 62
												266	H	McNeese	57 66
												280	H	Massachusetts	45 64
												292	A	Southeastern La.	54 65
												326	H	Houston Baptist	56 58
												335	A	Sam Houston St.	56 49

LAST 12 Division I GAMES:															
				126	H	SFA	50 75	326	H	Houston Baptist	56 58				
				109	H	Lamar University	47 71	224	A	New Orleans	50 52				
				225	A	Abilene Christian	56 58	109	A	Lamar University	54 77				
				292	A	Southeastern La.	54 65	126	A	SFA	49 60				
				236	H	A&M-Corpus Christi	58 62	118	H	Central Ark.	35 57				
				224	H	New Orleans	45 72	335	A	Sam Houston St.	56 49				

Non-Div I Games: Mary Hardin-Baylor 76 58

Incarnate Word

I
n
d
i
a
n
a

I
n
d
i
a
n
a

Indiana

Average RPI Win:	294	WON-LOST	WINNING	LAST 10	STRENGTH OF	OPP. STRENGTH	TEAM	ADJ.	CONF.	ADJ CONF.
Average RPI Loss:	140	RECORD	PCT. RANK	GAMES	SCHEDULE	OF SCHEDULE	RPI	RPI	RPI	RPI
DIV. I ONLY	7- 16	275	5- 5	216	224	277	277	24	24	
DIV. I NON-CONF.	1- 9	318	0- 0	116	165	288	288	22	22	

TOTALS	RPI 1-25	RPI 26-50	W-L RECORDS	RPI 51-100	RPI 101-999	RPI 201+				
7- 16	0- 0	0- 1	OVERALL	0- 5	7- 10	7- 4				
3- 9	0- 0	0- 1	HOME	0- 2	3- 6	3- 1				
3- 6	0- 0	0- 0	AWAY	0- 2	3- 4	3- 3				
1- 1	0- 0	0- 0	NEUTRAL	0- 1	1- 0	1- 0				
1- 9	0- 0	0- 1	NON-CONFERENCE	0- 3	1- 5	1- 3				
0- 5	0- 0	0- 1	HOME	0- 1	0- 3	0- 1				
0- 3	0- 0	0- 0	AWAY	0- 1	0- 2	0- 2				
1- 1	0- 0	0- 0	NEUTRAL	0- 1	1- 0	1- 0				
6- 7	0- 0	0- 0	CONFERENCE	0- 2	6- 5	6- 1				
3- 4	0- 0	0- 0	HOME	0- 1	3- 3	3- 0				
3- 3	0- 0	0- 0	AWAY	0- 1	3- 2	3- 1				
0- 0	0- 0	0- 0	NEUTRAL	0- 0	0- 0	0- 0				

RPI 1-25				RPI 26-50				RPI 51-100				RPI 101+				Team's RPI: 277
RPI	S	Opponent	Score	RPI	S	Opponent	Score	RPI	S	Opponent	Score	RPI	S	Opponent	Score	
				28	H	Central Mich.	67 77	68	N	South Dakota	59 71	103	H	Missouri St.	63 77	
								76	A	IUPUI	57 86	107	H	Butler	51 60	
								79	A	Drake	64 85	121	H	Saint Louis	59 60	
								79	H	Drake	51 84	147	H	Southern Ill.	45 64	
								87	H	Miami (OH)	56 68	150	A	UNI	53 59	
												150	H	UNI	46 56	
												217	A	Illinois	52 81	
												237	H	Fla. Atlantic	58 66	
												249	N	Montana	57 45	
												251	A	Illinois St.	53 63	
												251	H	Illinois St.	52 49	
												257	H	Bradley	65 50	
												293	A	Valparaiso	67 54	
												313	A	Loyola Chicago	73 65	
												332	A	Ill. -Chicago	46 55	
												349	A	Evansville	66 57	
												349	H	Evansville	56 48	

LAST 12 Division I GAMES:																
251	A	Illinois St.	53 63	251	H	Illinois St.	52 49									
79	H	Drake	51 84	257	H	Bradley	65 50									
150	H	UNI	46 56	150	A	UNI	53 59									
349	A	Evansville	66 57	79	A	Drake	64 85									
293	A	Valparaiso	67 54	349	H	Evansville	56 48									
313	A	Loyola Chicago	73 65	147	H	Southern Ill.	45 64									

Non-Div I Games: Missouri S&T 84 51

Indiana St.

Average RPI Win:	348	WON-LOST	WINNING	LAST 10	STRENGTH OF	OPP. STRENGTH	TEAM	ADJ.	CONF.	ADJ CONF.
Average RPI Loss:	193	RECORD	PCT. RANK	GAMES	SCHEDULE	OF SCHEDULE	RPI	RPI	RPI	RPI
DIV. I ONLY	2- 25	345	2- 8	243	294	337	337	28	28	
DIV. I NON-CONF.	0- 11	337	0- 0	112	244	321	321	26	26	

TOTALS	RPI 1-25	RPI 26-50	W-L RECORDS	RPI 51-100	RPI 101-999	RPI 201+				
2- 25	0- 0	0- 0	OVERALL	0- 6	2- 19	2- 12				
1- 12	0- 0	0- 0	HOME	0- 2	1- 10	1- 6				
1- 13	0- 0	0- 0	AWAY	0- 4	1- 9	1- 6				
0- 0	0- 0	0- 0	NEUTRAL	0- 0	0- 0	0- 0				
0- 11	0- 0	0- 0	NON-CONFERENCE	0- 4	0- 7	0- 3				
0- 5	0- 0	0- 0	HOME	0- 1	0- 4	0- 1				
0- 6	0- 0	0- 0	AWAY	0- 3	0- 3	0- 2				
0- 0	0- 0	0- 0	NEUTRAL	0- 0	0- 0	0- 0				
2- 14	0- 0	0- 0	CONFERENCE	0- 2	2- 12	2- 9				
1- 7	0- 0	0- 0	HOME	0- 1	1- 6	1- 5				
1- 7	0- 0	0- 0	AWAY	0- 1	1- 6	1- 4				
0- 0	0- 0	0- 0	NEUTRAL	0- 0	0- 0	0- 0				

RPI 1-25				RPI 26-50				RPI 51-100				RPI 101+				Team's RPI: 337
RPI	S	Opponent	Score	RPI	S	Opponent	Score	RPI	S	Opponent	Score	RPI	S	Opponent	Score	
								51	A	Quinnipiac	47 90	123	H	Bucknell	53 60	
								51	H	Quinnipiac	38 74	155	A	Marist	55 75	
								60	H	Toledo	57 74	157	H	Kansas	58 72	
								64	A	Duquesne	59 80	184	A	Stony Brook	46 63	
								75	A	Fordham	48 78	193	H	Temple	54 59	
								93	A	Jacksonville	62 71	194	A	Siena	51 64	
												194	H	Siena	48 70	
												239	A	Niagara	59 73	
												240	H	Hofstra	43 68	
												252	A	Manhattan	63 67	
												252	H	Manhattan	48 57	
												256	H	Fairfield	68 78	
												267	A	St. Francis Brooklyn	63 72	
												279	A	Arizona	58 71	
												284	A	Rider	53 80	
												284	H	Rider	49 62	
												285	H	Canisius	49 53	
												299	A	Monmouth	56 68	
												299	H	Monmouth	56 62	
												348	A	Saint Peter's	55 31	
												348	H	Saint Peter's	52 42	

LAST 12 Division I GAMES:																
				252	H	Manhattan	48 57	348	H	Saint Peter's	52 42					
				348	A	Saint Peter's	55 31	284	H	Rider	49 62					
				284	A	Rider	53 80	299	A	Monmouth	56 68					
				256	H	Fairfield	68 78	194	H	Siena	48 70					
				51	A	Quinnipiac	47 90	252	A	Manhattan	63 67					
				155	A	Marist	55 75	299	H	Monmouth	56 62					

Non-Div I Games:

Iona

Average RPI Win:	123	WON-LOST	WINNING	LAST 10	STRENGTH OF	OPP. STRENGTH	TEAM	ADJ.	CONF.	ADJ CONF.
Average RPI Loss:	39	RECORD	PCT. RANK	GAMES	SCHEDULE	OF SCHEDULE	RPI	RPI	RPI	RPI
DIV. I ONLY	20- 6	38	6- 4	16	69	18	18	3	3	
DIV. I NON-CONF.	12- 1	6	0- 0	39	106	12	12	4	4	

TOTALS	RPI 1-25	RPI 26-50	W-L RECORDS	RPI 51-100	RPI 101-999	RPI 201+				
20- 6	1- 2	3- 2	OVERALL	5- 2	11- 0	3- 0				
11- 3	1- 1	3- 1	HOME	3- 1	4- 0	1- 0				
6- 3	0- 1	0- 1	AWAY	1- 1	5- 0	1- 0				
3- 0	0- 0	0- 0	NEUTRAL	1- 0	2- 0	1- 0				
12- 1	0- 1	1- 0	NON-CONFERENCE	3- 0	8- 0	2- 0				
7- 1	0- 1	1- 0	HOME	2- 0	4- 0	1- 0				
2- 0	0- 0	0- 0	AWAY	0- 0	2- 0	0- 0				
3- 0	0- 0	0- 0	NEUTRAL	1- 0	2- 0	1- 0				
8- 5	1- 1	2- 2	CONFERENCE	2- 2	3- 0	1- 0				
4- 2	1- 0	2- 1	HOME	1- 1	0- 0	0- 0				
4- 3	0- 1	0- 1	AWAY	1- 1	3- 0	1- 0				
0- 0	0- 0	0- 0	NEUTRAL	0- 0	0- 0	0- 0				

RPI	S	Opponent	Score	RPI	S	Opponent	Score	RPI	S	Opponent	Score	RPI	S	Opponent	Score
5	H	Florida St.	93 94	40	A	Minnesota	72 77	51	H	Quinnipiac	83 67	112	A	Iowa St.	61 55
7	H	Ohio St.	103 89	40	H	Minnesota	92 84	56	N	Elon	74 61	113	H	Western Mich.	79 56
20	A	Maryland	64 80	41	H	Purdue	70 76	59	A	Michigan St.	71 68	133	H	Northern Ill.	105 80
				45	H	Western Ky.	104 97	65	A	Nebraska	65 74	138	N	Charlotte	77 64
				46	H	Michigan	82 72	65	H	Nebraska	74 92	145	H	Samford	80 59
								79	H	Drake	79 66	150	A	UNI	71 47
								83	H	Penn St.	80 76	187	A	Wisconsin	56 46
												188	A	Northwestern	70 61
												217	A	Illinois	84 71
												260	N	Morgan St.	90 46
												343	H	Ark.-Pine Bluff	85 45

LAST 12 Division I GAMES:															
188	A	Northwestern	70 61	40	A	Minnesota	72 77	65	A	Nebraska	65 74	41	H	Purdue	70 76
83	H	Penn St.	80 76	65	A	Nebraska	65 74	217	A	Illinois	84 71	20	A	Maryland	64 80
40	H	Minnesota	92 84	41	H	Purdue	70 76	46	H	Michigan	82 72				
59	A	Michigan St.	71 68												
65	H	Nebraska	74 92												
7	H	Ohio St.	103 89												

Non-Div I Games:

Iowa

Average RPI Win:	173	WON-LOST	WINNING	LAST 10	STRENGTH OF	OPP. STRENGTH	TEAM	ADJ.	CONF.	ADJ CONF.
Average RPI Loss:	57	RECORD	PCT. RANK	GAMES	SCHEDULE	OF SCHEDULE	RPI	RPI	RPI	RPI
DIV. I ONLY	12- 14	202	5- 5	51	35	112	112	4	4	
DIV. I NON-CONF.	6- 5	153	0- 0	173	65	155	155	5	5	

TOTALS	RPI 1-25	RPI 26-50	W-L RECORDS	RPI 51-100	RPI 101-999	RPI 201+				
12- 14	0- 5	0- 1	OVERALL	5- 6	7- 2	6- 0				
7- 7	0- 3	0- 0	HOME	1- 4	6- 0	5- 0				
4- 6	0- 2	0- 0	AWAY	3- 2	1- 2	1- 0				
1- 1	0- 0	0- 1	NEUTRAL	1- 0	0- 0	0- 0				
6- 5	0- 1	0- 1	NON-CONFERENCE	2- 1	4- 2	4- 0				
5- 1	0- 1	0- 0	HOME	1- 0	4- 0	4- 0				
0- 3	0- 0	0- 0	AWAY	0- 1	0- 2	0- 0				
1- 1	0- 0	0- 1	NEUTRAL	1- 0	0- 0	0- 0				
6- 9	0- 4	0- 0	CONFERENCE	3- 5	3- 0	2- 0				
2- 6	0- 2	0- 0	HOME	0- 4	2- 0	1- 0				
4- 3	0- 2	0- 0	AWAY	3- 1	1- 0	1- 0				
0- 0	0- 0	0- 0	NEUTRAL	0- 0	0- 0	0- 0				

RPI 1-25				RPI 26-50				RPI 51-100				RPI 101+ Team's RPI: 112			
RPI	S	Opponent	Score	RPI	S	Opponent	Score	RPI	S	Opponent	Score	RPI	S	Opponent	Score
6	A	Bayl or	49 89	28	N	Central Mich.	60 81	53	A	Okl ahoma St.	78 69	127	A	Vanderbi l t	74 77
6	H	Bayl or	50 79					53	H	Okl ahoma St.	73 81	150	A	UNI	53 57
11	A	Texas	55 87					66	A	West Vi rgi ni a	49 57	157	H	Kansas	71 69
18	H	Iowa	55 61					66	H	West Vi rgi ni a	59 69	227	A	Texas Tech	66 54
25	H	Okl ahoma	69 74					68	H	South Dakota	81 76	227	H	Texas Tech	69 57
								70	A	TCU	66 63	229	H	UC Ri versi de	89 66
								70	H	TCU	52 75	242	H	Ni chol l s St.	75 47
								79	A	Drake	80 83	282	H	UMKC	61 45
								88	A	Kansas St.	80 45	333	H	N. C. Central	99 58
								88	H	Kansas St.	60 67				
								100	N	Tulane	67 64				
LAST 12 Division I GAMES:															
227	H	Texas Tech	69 57	53	A	Okl ahoma St.	78 69	66	H	West Vi rgi ni a	59 69				
70	A	TCU	66 63	6	H	Bayl or	50 79	227	A	Texas Tech	66 54				
53	H	Okl ahoma St.	73 81	88	A	Kansas St.	80 45	88	H	Kansas St.	60 67				
88	A	Kansas St.	80 45	70	H	TCU	52 75	66	A	West Vi rgi ni a	49 57				
70	H	TCU	52 75	11	A	Texas	55 87								
11	A	Texas	55 87												

Non-Div I Games:

Iowa St.

Average RPI Win: 303

Average RPI Loss: 249

WON-LOST
RECORDWINNING
PCT. RANKLAST 10
GAMESSTRENGTH OF
SCHEDULEOPP. STRENGTH
OF SCHEDULETEAM
RPIADJ.
RPICONF.
RPIADJ CONF.
RPIDIV. I ONLY
DIV. I NON-CONF.9- 10
2- 3201
2144- 6
0- 0349
349346
305311
347311
34732
3232
32

TOTALS

RPI 1-25

RPI 26-50

W-L RECORDS

RPI 51-100

RPI 101-999

RPI 201+

9- 10

0- 0

0- 0

OVERALL

0- 0

9- 10

9- 9

5- 3

0- 0

0- 0

HOME

0- 0

5- 3

5- 3

4- 7

0- 0

0- 0

AWAY

0- 0

4- 0

4- 0

0- 0

0- 0

0- 0

NEUTRAL

0- 0

0- 0

0- 0

2- 3

0- 0

0- 0

NON-CONFERENCE

0- 0

2- 3

2- 2

0- 1

0- 0

0- 0

HOME

0- 0

0- 1

0- 1

2- 2

0- 0

0- 0

AWAY

0- 0

2- 2

2- 1

0- 0

0- 0

0- 0

NEUTRAL

0- 0

0- 0

0- 0

7- 7

0- 0

0- 0

CONFERENCE

0- 0

7- 7

7- 7

5- 2

0- 0

0- 0

HOME

0- 0

5- 2

5- 2

2- 5

0- 0

0- 0

AWAY

0- 0

2- 5

2- 5

0- 0

0- 0

0- 0

NEUTRAL

0- 0

0- 0

0- 0

RPI 1-25

RPI 26-50

RPI 51-100

RPI 101+

Team's RPI: 311

RPI S Opponent Score

RPI S Opponent Score

RPI S Opponent Score

RPI S Opponent Score

201	A	Memphi s	53	64
207	A	Southern U.	76	86
207	H	Southern U.	58	68
230	A	Grambl ing	89	93
230	H	Grambl ing	82	70
232	A	Texas Southern	66	71
232	H	Texas Southern	74	77
242	H	Ni chol l s St.	64	90
261	A	Prai ri e Vi ew	73	85
261	H	Prai ri e Vi ew	70	61
295	H	Al abama St.	70	61
304	A	Al corn	74	51
304	H	Al corn	94	69
314	H	Al abama A&M	59	43
332	A	III. -Chi cago	76	63
335	A	Sam Houston St.	68	74
338	A	Mi ssi ssi ppi Val.	61	72
343	A	Ark. -Pi ne Bl uff	60	54
345	A	Chi cago St.	87	69

LAST 12 Di vi si on I GAMES:

230	A	Grambl ing	89	93	338	A	Mi ssi ssi ppi Val.	61	72
261	A	Prai ri e Vi ew	73	85	230	H	Grambl ing	82	70
232	A	Texas Southern	66	71	261	H	Prai ri e Vi ew	70	61
207	H	Southern U.	58	68	232	H	Texas Southern	74	77
304	H	Al corn	94	69	207	A	Southern U.	76	86
343	A	Ark. -Pi ne Bl uff	60	54	304	A	Al corn	74	51

Non-Di v I Games:

Phi l ander Smi th

88 56

Mi l l saps

79 41

LSU-Shreveport

85 86

Spri ng Hi l l

77 50
Jackson St.

Loss, Non-Conf, S Site, H Home A Away N Neutral

Average RPI Win: 257	WON-LOST RECORD	WINNING PCT. RANK	LAST 10 GAMES	STRENGTH OF SCHEDULE	OPP. STRENGTH OF SCHEDULE	TEAM RPI	ADJ. RPI	CONF. RPI	ADJ CONF. RPI
Average RPI Loss: 76									
DIV. I ONLY	17- 7	61	8- 2	240	211	93	93	23	23
DIV. I NON-CONF.	7- 5	132	0- 0	220	149	109	109	21	21

TOTALS	RPI 1-25	RPI 26-50	W-L RECORDS	RPI 51-100	RPI 101-999	RPI 201+			
17- 7	0- 2	0- 2	OVERALL	0- 1	17- 2	13- 0			
7- 1	0- 0	0- 1	HOME	0- 0	7- 0	6- 0			
9- 6	0- 2	0- 1	AWAY	0- 1	9- 2	6- 0			
1- 0	0- 0	0- 0	NEUTRAL	0- 0	1- 0	1- 0			
7- 5	0- 2	0- 0	NON-CONFERENCE	0- 1	7- 2	5- 0			
3- 0	0- 0	0- 0	HOME	0- 0	3- 0	3- 0			
3- 5	0- 2	0- 0	AWAY	0- 1	3- 2	1- 0			
1- 0	0- 0	0- 0	NEUTRAL	0- 0	1- 0	1- 0			
10- 2	0- 0	0- 2	CONFERENCE	0- 0	10- 0	8- 0			
4- 1	0- 0	0- 1	HOME	0- 0	4- 0	3- 0			
6- 1	0- 0	0- 1	AWAY	0- 0	6- 0	5- 0			
0- 0	0- 0	0- 0	NEUTRAL	0- 0	0- 0	0- 0			

RPI 1-25				RPI 26-50				RPI 51-100				Team's RPI : 93				RPI 101+											
RPI	S	Opponent	Score	RPI	S	Opponent	Score	RPI	S	Opponent	Score	RPI	S	Opponent	Score	RPI	S	Opponent	Score								
5	A	Florida St.	50 82	50	A	FGCU	58 63	84	A	Al abama	60 75	120	A	Bethune-Cookman	68 58												
19	A	NC State	44 64	50	H	FGCU	63 65					144	A	South Al a.	60 58												
												156	A	Fl ori da	59 69												
												166	A	Troy	88 89												
												183	A	Stetson	61 54												
												183	H	Stetson	73 63												
												241	N	Northern Ky.	61 49												
												242	A	Ni choll s St.	69 61												
												254	A	North Florida	66 48												
												258	A	Lip scomb	70 63												
												258	H	Lip scomb	70 48												
												286	A	USC Upstate	71 45												
												286	H	USC Upstate	65 49												
												299	H	Monmouth	74 65												
												301	A	Kennesaw St.	67 49												
												301	H	Kennesaw St.	84 49												
												337	H	Iona	71 62												
												338	A	NJIT	88 58												
												342	H	Savannah St.	74 46												
LAST 12 Division I GAMES:																											
286	H	USC Upstate	65 49	50	A	FGCU	58 63	286	A	USC Upstate	71 45																
258	A	Lip scomb	70 63	338	A	NJIT	88 58	301	H	Kennesaw St.	84 49																
301	A	Kennesaw St.	67 49	50	H	FGCU	63 65	258	H	Lip scomb	70 48																
183	A	Stetson	61 54	254	A	North Florida	66 48																				
50	H	FGCU	63 65																								
183	H	Stetson	73 63																								

Non-Div I Games: Flagler 79 52 Edward Waters 79 58 Webber Int'l 64 43

Jacksonville

Loss, Non-Conf, S Site, H Home A Away N Neutral

Average RPI Win: 271	WON-LOST RECORD	WINNING PCT. RANK	LAST 10 GAMES	STRENGTH OF SCHEDULE	OPP. STRENGTH OF SCHEDULE	TEAM RPI	ADJ. RPI	CONF. RPI	ADJ CONF. RPI
Average RPI Loss: 166									
DIV. I ONLY	15- 10	122	6- 4	286	295	180	180	25	25
DIV. I NON-CONF.	4- 5	202	0- 0	247	175	208	208	27	27

TOTALS	RPI 1-25	RPI 26-50	W-L RECORDS	RPI 51-100	RPI 101-999	RPI 201+			
15- 10	0- 1	0- 0	OVERALL	0- 2	15- 7	12- 3			
8- 3	0- 1	0- 0	HOME	0- 0	8- 2	7- 1			
6- 7	0- 0	0- 0	AWAY	0- 2	6- 1	5- 0			
1- 0	0- 0	0- 0	NEUTRAL	0- 0	1- 0	0- 0			
4- 5	0- 1	0- 0	NON-CONFERENCE	0- 1	4- 3	3- 1			
2- 1	0- 1	0- 0	HOME	0- 0	2- 0	2- 0			
1- 4	0- 0	0- 0	AWAY	0- 1	1- 3	1- 1			
1- 0	0- 0	0- 0	NEUTRAL	0- 0	1- 0	0- 0			
11- 5	0- 0	0- 0	CONFERENCE	0- 1	11- 4	9- 2			
6- 2	0- 0	0- 0	HOME	0- 0	6- 2	5- 1			
5- 3	0- 0	0- 0	AWAY	0- 1	5- 2	4- 1			
0- 0	0- 0	0- 0	NEUTRAL	0- 0	0- 0	0- 0			

RPI 1-25				RPI 26-50				RPI 51-100				RPI 101+ Team's RPI: 180			
RPI	S	Opponent	Score	RPI	S	Opponent	Score	RPI	S	Opponent	Score	RPI	S	Opponent	Score
5	H	Florida St.	51 75					69	A	Bel mont	55 71	101	A	Seton Hall	54 73
								87	A	Mi ami (OH)	55 58	135	A	Clemson	45 53
												153	A	SIUE	41 65
												191	H	UT Martin	57 61
												195	A	Morehead St.	67 65
												195	H	Morehead St.	70 64
												199	N	East Carolina	82 73
												222	H	Southeast Mo. St.	55 48
												224	A	New Orleans	59 54
												243	A	Austin Peay	51 50
												243	H	Austin Peay	65 47
												297	A	Murray St.	59 55
												297	H	Murray St.	97 65
												303	A	Eastern Ky.	44 48
												303	H	Eastern Ky.	65 51
												305	H	Tennessee Tech	58 60
												314	H	Al abama A&M	49 33
												315	A	Georgi a St.	41 55
												324	H	Rhode Island	63 53
												328	A	Tennessee St.	75 56
												328	H	Tennessee St.	62 61
												346	A	Eastern Ill.	59 50
LAST 12 Division I GAMES:															
243	A	Austin Peay	51 50	222	H	Southeast Mo. St.	55 48	191	H	UT Martin	57 61				
297	A	Murray St.	59 55	303	A	Eastern Ky.	44 48	195	A	Morehead St.	67 65				
328	H	Tennessee St.	62 61	243	H	Austin Peay	65 47	297	H	Murray St.	97 65				
305	H	Tennessee Tech	58 60												
153	A	SIUE	41 65												
346	A	Eastern Ill.	59 50												

Non-Div I Games: Stillman 93 38 Brewton-Parker 103 44

Jacksonville St.

Loss,
Non-Conf,
S Site,
H Home
A Away
N Neutral

Average RPI	Win: 202	WON-LOST	WINNING	LAST 10	STRENGTH OF	OPP. STRENGTH	TEAM	ADJ.	CONF.	ADJ CONF.
Average RPI	Loss: 45	RECORD	PCT. RANK	GAMES	SCHEDULE	OF SCHEDULE	RPI	RPI	RPI	RPI
DIV. I ONLY	17- 8	74	9- 1	84	102	67	67	10	10	
DIV. I NON-CONF.	4- 7	226	0- 0	45	20	150	150	12	12	

TOTALS	RPI 1-25	RPI 26-50	W-L RECORDS	RPI 51-100	RPI 101-999	RPI 201+				
17- 8	0- 4	0- 1	OVERALL	3- 2	14- 1	10- 0				
9- 3	0- 2	0- 0	HOME	3- 0	6- 1	5- 0				
8- 4	0- 1	0- 1	AWAY	0- 2	8- 0	5- 0				
0- 1	0- 1	0- 0	NEUTRAL	0- 0	0- 0	0- 0				
4- 7	0- 4	0- 1	NON-CONFERENCE	1- 1	3- 1	3- 0				
3- 3	0- 2	0- 0	HOME	1- 0	2- 1	2- 0				
1- 3	0- 1	0- 1	AWAY	0- 1	1- 0	1- 0				
0- 1	0- 1	0- 0	NEUTRAL	0- 0	0- 0	0- 0				
13- 1	0- 0	0- 0	CONFERENCE	2- 1	11- 0	7- 0				
6- 0	0- 0	0- 0	HOME	2- 0	4- 0	3- 0				
7- 1	0- 0	0- 0	AWAY	0- 1	7- 0	4- 0				
0- 0	0- 0	0- 0	NEUTRAL	0- 0	0- 0	0- 0				

RPI 1-25				RPI 26-50				RPI 51-100				RPI 101+			
RPI	S	Opponent	Score	RPI	S	Opponent	Score	RPI	S	Opponent	Score	RPI	S	Opponent	Score
5	H	Florida St.	63 79	38	A	Dayton	54 82	52	A	St. John's (NY)	64 81	125	A	Delaware	56 53
9	A	Tennessee	60 89					56	A	Elon	43 50	136	A	Northeastern	60 57
22	H	Rutgers	63 76					56	H	Elon	70 67	136	H	Northeastern	72 43
23	N	Villanova	57 60					57	H	Drexel	56 48	152	H	Saint Joseph's	66 73
								85	H	Liberty	58 47	160	A	William & Mary	86 41
												240	A	Hofstra	55 42
												240	H	Hofstra	73 56
												253	A	Col. of Charleston	67 45
												253	H	Col. of Charleston	67 53
												263	A	Towson	64 55
												263	H	Towson	69 45
												264	A	UNCW	63 48
												290	H	Bryant	67 36
												291	A	Vermont	68 56
												330	H	Wagner	68 45

LAST 12 Division I GAMES:															
125	A	Delaware	56 53	240	H	Hofstra	73 56								
263	A	Towson	64 55	264	A	UNCW	63 48								
136	H	Northeastern	72 43	253	A	Col. of Charleston	67 45								
56	A	Elon	43 50	56	H	Elon	70 67								
160	A	William & Mary	86 41	57	H	Drexel	56 48								
253	H	Col. of Charleston	67 53	263	H	Towson	69 45								

Non-Div I Games:

James Madison

Average RPI Win: 208

Average RPI Loss: 59

WON-LOST
RECORDWINNING
PCT. RANKLAST 10
GAMESSTRENGTH OF
SCHEDULEOPP. STRENGTH
OF SCHEDULETEAM
RPIADJ.
RPICONF.
RPIADJ CONF.
RPIDIV. I ONLY
DIV. I NON-CONF.11- 15
9- 2216
330- 10
0- 065
23162
259157
98157
984
54
5

TOTALS

RPI 1-25

RPI 26-50

W-L RECORDS

RPI 51-100

RPI 101-999

RPI 201+

11- 15

0- 6

0- 0

OVERALL

2- 7

9- 2

7- 1

9- 7

0- 3

0- 0

HOME

2- 3

7- 1

5- 1

2- 8

0- 3

0- 0

AWAY

0- 4

2- 1

2- 0

0- 0

0- 0

0- 0

NEUTRAL

0- 0

0- 0

0- 0

9- 2

0- 0

0- 0

NON-CONFERENCE

1- 2

8- 0

6- 0

8- 1

0- 0

0- 0

HOME

1- 1

7- 0

5- 0

1- 1

0- 0

0- 0

AWAY

0- 1

1- 0

1- 0

0- 0

0- 0

0- 0

NEUTRAL

0- 0

0- 0

0- 0

2- 13

0- 6

0- 0

CONFERENCE

1- 5

1- 2

1- 1

1- 6

0- 3

0- 0

HOME

1- 2

0- 1

0- 1

1- 7

0- 3

0- 0

AWAY

0- 3

1- 1

1- 0

0- 0

0- 0

0- 0

NEUTRAL

0- 0

0- 0

0- 0

RPI 1-25

RPI	S	Opponent	Score
6	A	Bayl or	51 88
6	H	Bayl or	48 83
11	A	Texas	62 79
11	H	Texas	41 55
25	A	Okl ahoma	64 97
25	H	Okl ahoma	52 72

RPI 26-50

RPI	S	Opponent	Score
-----	---	----------	-------

RPI 51-100

RPI	S	Opponent	Score
52	A	St. John's (NY)	53 65
53	A	Okl ahoma St.	63 92
65	H	Nebraska	49 66
66	A	West Vi rgi ni a	46 76
66	H	West Vi rgi ni a	54 74
70	A	TCU	66 76
70	H	TCU	86 77
88	H	Kansas St.	59 63
96	H	Ri ce	73 65

RPI 101+

Team's RPI: 157

RPI	S	Opponent	Score
108	H	Arkansas	71 60
112	A	Iowa St.	69 71
117	H	Yale	81 75
222	H	Southeast Mo. St.	51 50
227	A	Texas Tech	60 47
227	H	Texas Tech	56 68
232	H	Texas Southern	72 37
262	H	Campbell	66 48
282	H	UMKC	63 48
334	H	Delaware St.	81 49
337	A	Iona	72 58

LAST 12 Division I GAMES:

6	A	Bayl or	51 88	25	A	Okl ahoma	64 97
66	A	West Vi rgi ni a	46 76	70	A	TCU	66 76
25	H	Okl ahoma	52 72	227	H	Texas Tech	56 68
53	A	Okl ahoma St.	63 92	11	A	Texas	62 79
11	H	Texas	41 55	66	H	West Vi rgi ni a	54 74
88	H	Kansas St.	59 63	6	H	Bayl or	48 83

Non-Div I Games:

Kansas

Loss,
 Non-Conf,
 S Site,
 H Home
A Away
 N Neutral

Average RPI Win:	172	WON-LOST	WINNING	LAST 10	STRENGTH OF	OPP. STRENGTH	TEAM	ADJ.	CONF.	ADJ CONF.
Average RPI Loss:	43	RECORD	PCT. RANK	GAMES	SCHEDULE	OF SCHEDULE	RPI	RPI	RPI	RPI
DIV. I ONLY	13- 13	175	3- 7	20	61	88	88	4	4	
DIV. I NON-CONF.	8- 3	65	0- 0	96	256	80	80	5	5	

TOTALS	RPI 1-25	RPI 26-50	W-L RECORDS	RPI 51-100	RPI 101-999	RPI 201+				
13- 13	0- 8	0- 0	OVERALL	3- 3	10- 2	5- 0				
8- 6	0- 3	0- 0	HOME	1- 1	7- 2	4- 0				
4- 6	0- 4	0- 0	AWAY	1- 2	3- 0	1- 0				
1- 1	0- 1	0- 0	NEUTRAL	1- 0	0- 0	0- 0				
8- 3	0- 2	0- 0	NON-CONFERENCE	1- 0	7- 1	4- 0				
6- 1	0- 0	0- 0	HOME	0- 0	6- 1	3- 0				
1- 1	0- 1	0- 0	AWAY	0- 0	1- 0	1- 0				
1- 1	0- 1	0- 0	NEUTRAL	1- 0	0- 0	0- 0				
5- 10	0- 6	0- 0	CONFERENCE	2- 3	3- 1	1- 0				
2- 5	0- 3	0- 0	HOME	1- 1	1- 1	1- 0				
3- 5	0- 3	0- 0	AWAY	1- 2	2- 0	0- 0				
0- 0	0- 0	0- 0	NEUTRAL	0- 0	0- 0	0- 0				

RPI 1-25			
RPI	S	Opponent	Score
6	A	Bayl or	50 75
6	H	Bayl or	58 88
10	N	UCLA	55 64
11	A	Texas	54 76
11	H	Texas	64 75
16	A	Mi ssouri	59 73
25	A	Okl ahoma	49 68
25	H	Okl ahoma	71 76

RPI 26-50			
RPI	S	Opponent	Score

RPI 51-100			
RPI	S	Opponent	Score
53	A	Okl ahoma St.	68 76
53	H	Okl ahoma St.	80 64
66	A	West Vi rgi ni a	60 52
70	A	TCU	70 87
70	H	TCU	63 68
83	N	Penn St.	70 65

RPI 101+			
RPI	S	Opponent	Score
106	H	Little Rock	66 51
112	A	Iowa St.	67 60
112	H	Iowa St.	45 80
126	H	SFA	74 49
150	H	UNI	71 72
157	A	Kansas	63 59
162	H	UT Arlington	70 56
218	A	North Texas	55 54
227	H	Texas Tech	83 69
238	H	Omaha	81 60
340	H	Florida A&M	81 57
345	H	Chic ago St.	99 51

LAST 12 Division I GAMES:									
70	A	TCU	70	87	70	H	TCU	63	68
11	A	Texas	54	76	6	A	Bayl or	50	75
227	H	Texas Tech	83	69	25	H	Okl ahoma	71	76
112	H	Iowa St.	45	80	53	H	Okl ahoma St.	80	64
25	A	Okl ahoma	49	68	112	A	Iowa St.	67	60
157	A	Kansas	63	59	11	H	Texas	64	75

Non-Div I Games:

Kansas St.

Average RPI Win:	296	WON-LOST	WINNING	LAST 10	STRENGTH OF	OPP. STRENGTH	TEAM	ADJ.	CONF.	ADJ CONF.
Average RPI Loss:	161	RECORD	PCT. RANK	GAMES	SCHEDULE	OF SCHEDULE	RPI	RPI	RPI	RPI
DIV. I ONLY	6- 16	287	3- 7	301	192	301	301	23	23	
DIV. I NON-CONF.	3- 7	254	0- 0	251	99	244	244	21	21	

TOTALS	RPI 1-25	RPI 26-50	W-L RECORDS	RPI 51-100	RPI 101-999	RPI 201+				
6- 16	0- 1	0- 1	OVERALL	0- 4	6- 10	5- 5				
3- 6	0- 0	0- 1	HOME	0- 1	3- 4	2- 3				
3- 8	0- 0	0- 0	AWAY	0- 2	3- 6	3- 2				
0- 2	0- 1	0- 0	NEUTRAL	0- 1	0- 0	0- 0				
3- 7	0- 1	0- 0	NON-CONFERENCE	0- 2	3- 4	3- 0				
1- 1	0- 0	0- 0	HOME	0- 0	1- 1	1- 0				
2- 4	0- 0	0- 0	AWAY	0- 1	2- 3	2- 0				
0- 2	0- 1	0- 0	NEUTRAL	0- 1	0- 0	0- 0				
3- 9	0- 0	0- 1	CONFERENCE	0- 2	3- 6	2- 5				
2- 5	0- 0	0- 1	HOME	0- 1	2- 3	1- 3				
1- 4	0- 0	0- 0	AWAY	0- 1	1- 3	1- 2				
0- 0	0- 0	0- 0	NEUTRAL	0- 0	0- 0	0- 0				

RPI 1-25				RPI 26-50				RPI 51-100				RPI 101+ Team's RPI: 301			
RPI	S	Opponent	Score	RPI	S	Opponent	Score	RPI	S	Opponent	Score	RPI	S	Opponent	Score
20	N	Maryland	35 89	50	H	FGCU	57 78	62	A	Georgia Tech	48 86	135	A	Clemson	28 41
								81	N	Maine	39 75	140	A	Ole Miss	63 92
								93	A	Jacksonville	49 84	174	A	Furman	59 78
								93	H	Jacksonville	49 67	183	A	Stetson	53 96
												183	H	Stetson	66 49
												199	H	East Carolina	56 66
												254	A	North Florida	72 77
												254	H	North Florida	44 68
												258	H	Lipscomb	62 64
												272	A	Presbyterian	60 51
												286	A	USC Upstate	61 65
												286	H	USC Upstate	64 70
												315	H	Georgia St.	71 61
												329	A	Ga. Southern	60 58
												338	A	NJIT	61 58
												338	H	NJIT	80 65

LAST 12 Division I GAMES:															
183	A	Stetson	53 96	286	A	USC Upstate	61 65	183	H	Stetson	66 49				
254	H	North Florida	44 68	50	H	FGCU	57 78	93	A	Jacksonville	49 84				
93	H	Jacksonville	49 67	254	A	North Florida	72 77	258	H	Lipscomb	62 64				
338	A	NJIT	61 58												
286	H	USC Upstate	64 70												
338	H	NJIT	80 65												

Non-Div I Games: Middle Ga. St. 81 65

Kennesaw St.

Average RPI Win:	214	WON-LOST	WINNING	LAST 10	STRENGTH OF	OPP. STRENGTH	TEAM	ADJ.	CONF.	ADJ CONF.
Average RPI Loss:	87	RECORD	PCT. RANK	GAMES	SCHEDULE	OF SCHEDULE	RPI	RPI	RPI	RPI
DIV. I ONLY	11- 15	216	2- 8	115	90	157	157	8	8	
DIV. I NON-CONF.	7- 5	132	0- 0	153	119	110	110	8	8	

TOTALS	RPI 1-25	RPI 26-50	W-L RECORDS	RPI 51-100	RPI 101-999	RPI 201+				
11- 15	0- 2	0- 5	OVERALL	1- 3	10- 5	7- 2				
3- 6	0- 0	0- 1	HOME	0- 3	3- 2	3- 0				
6- 6	0- 0	0- 0	AWAY	1- 0	5- 1	3- 0				
2- 3	0- 1	0- 2	NEUTRAL	0- 0	2- 0	1- 0				
7- 5	0- 1	0- 3	NON-CONFERENCE	0- 1	7- 0	4- 0				
1- 1	0- 0	0- 0	HOME	0- 1	1- 0	1- 0				
4- 1	0- 0	0- 1	AWAY	0- 0	4- 0	2- 0				
2- 3	0- 1	0- 2	NEUTRAL	0- 0	2- 0	1- 0				
4- 10	0- 1	0- 2	CONFERENCE	1- 2	3- 5	3- 2				
2- 5	0- 0	0- 1	HOME	0- 2	2- 2	2- 0				
2- 5	0- 1	0- 1	AWAY	1- 0	1- 3	1- 2				
0- 0	0- 0	0- 0	NEUTRAL	0- 0	0- 0	0- 0				

RPI 1-25				RPI 26-50				RPI 51-100				RPI 101+ Team's RPI: 157			
RPI	S	Opponent	Score	RPI	S	Opponent	Score	RPI	S	Opponent	Score	RPI	S	Opponent	Score
13	N	Stanford	54 79	28	A	Central Mi ch.	84 88	60	A	Toledo	62 55	113	H	Western Mi ch.	61 66
15	A	Buffalo	42 80	37	H	Ball St.	58 79	86	H	Ohio	65 78	133	A	Northern Ill.	79 81
				46	A	Mi chi gan	41 54	87	H	Miami (OH)	59 65	133	H	Northern Ill.	62 72
				46	N	Gonzaga	57 77	99	H	Wright St.	60 72	139	A	Robert Morris	46 31
				50	N	FGCU	62 80					179	A	Youngstown St.	55 44
												201	N	Memphi s	70 55
												204	A	Eastern Mi ch.	67 60
												204	H	Eastern Mi ch.	76 69
												210	A	Akron	60 75
												212	A	Bowl ing Green	50 60
												212	H	Bowl ing Green	81 57
												241	A	Northern Ky.	59 54
												292	N	Southeastern La.	81 60
												303	A	Eastern Ky.	65 57
												319	H	Detroit Mercy	82 74

LAST 12 Division I GAMES:															
				87	H	Miami (OH)	59 65	60	A	Toledo	62 55				
				86	H	Ohio	65 78	37	H	Ball St.	58 79				
				15	A	Buffalo	42 80	212	A	Bowl ing Green	50 60				
				133	H	Northern Ill.	62 72	28	A	Central Mi ch.	84 88				
				212	H	Bowl ing Green	81 57	204	H	Eastern Mi ch.	76 69				
				210	A	Akron	60 75	113	H	Western Mi ch.	61 66				

Non-Div I Games:

Kent St.

Average RPI Win:	295	WON-LOST	WINNING	LAST 10	STRENGTH OF	OPP. STRENGTH	TEAM	ADJ.	CONF.	ADJ CONF.
Average RPI Loss:	185	RECORD	PCT. RANK	GAMES	SCHEDULE	OF SCHEDULE	RPI	RPI	RPI	RPI
DIV. I ONLY	9- 16	250	3- 7	296	323	289	289	29	29	
DIV. I NON-CONF.	4- 7	226	0- 0	276	292	266	266	29	29	

TOTALS	RPI 1-25	RPI 26-50	W-L RECORDS	RPI 51-100	RPI 101-999	RPI 201+				
9- 16	0- 0	0- 1	OVERALL	0- 1	9- 14	8- 7				
5- 7	0- 0	0- 1	HOME	0- 1	5- 5	4- 3				
4- 9	0- 0	0- 0	AWAY	0- 0	4- 0	4- 0				
0- 0	0- 0	0- 0	NEUTRAL	0- 0	0- 0	0- 0				
4- 7	0- 0	0- 1	NON-CONFERENCE	0- 1	4- 5	3- 2				
2- 3	0- 0	0- 1	HOME	0- 1	2- 1	1- 1				
2- 4	0- 0	0- 0	AWAY	0- 0	2- 4	2- 1				
0- 0	0- 0	0- 0	NEUTRAL	0- 0	0- 0	0- 0				
5- 9	0- 0	0- 0	CONFERENCE	0- 0	5- 9	5- 5				
3- 4	0- 0	0- 0	HOME	0- 0	3- 4	3- 2				
2- 5	0- 0	0- 0	AWAY	0- 0	2- 5	2- 3				
0- 0	0- 0	0- 0	NEUTRAL	0- 0	0- 0	0- 0				

RPI 1-25				RPI 26-50				RPI 51-100				RPI 101+ Team's RPI: 289			
RPI	S	Opponent	Score	RPI	S	Opponent	Score	RPI	S	Opponent	Score	RPI	S	Opponent	Score
				46	H	Michigan	49 86	77	H	Navy	47 79	104	A	George Mason	70 73
												117	A	Yale	51 62
												130	A	Saint Francis (PA)	71 101
												130	H	Saint Francis (PA)	54 85
												139	A	Robert Morris	53 60
												139	H	Robert Morris	44 55
												163	A	Army West Point	37 71
												190	H	Lehigh	72 69
												228	A	Lafayette	53 69
												252	H	Manhattan	38 72
												267	A	St. Francis Brooklyn	54 64
												267	H	St. Francis Brooklyn	61 59
												269	H	Fairleigh Dickinson	49 61
												273	H	Sacred Heart	46 50
												287	A	Central Conn. St.	61 54
												288	A	Mt. St. Mary's	61 59
												288	H	Mt. St. Mary's	53 48
												290	A	Bryant	56 75
												320	A	UMBC	66 52
												330	A	Wagner	44 52
												330	H	Wagner	74 69
												338	A	NJIT	67 49
												348	H	Saint Peter's	57 46
LAST 12 Division I GAMES:															
267	A	St. Francis Brooklyn	54 64	273	H	Sacred Heart	46 50								
130	H	Saint Francis (PA)	54 85	287	A	Central Conn. St.	61 54								
139	H	Robert Morris	44 55	290	A	Bryant	56 75								
330	A	Wagner	44 52	288	H	Mt. St. Mary's	53 48								
288	A	Mt. St. Mary's	61 59	330	H	Wagner	74 69								
269	H	Fairleigh Dickinson	49 61	130	A	Saint Francis (PA)	71 101								

Non-Div I Games:

LIU Brooklyn

Average RPI Win:	135	WON-LOST	WINNING	LAST 10	STRENGTH OF	OPP. STRENGTH	TEAM	ADJ.	CONF.	ADJ CONF.
Average RPI Loss:	40	RECORD	PCT. RANK	GAMES	SCHEDULE	OF SCHEDULE	RPI	RPI	RPI	RPI
DIV. I ONLY	17- 7	61	7- 3	38	20	26	26	2	2	
DIV. I NON-CONF.	8- 3	65	0- 0	141	75	55	55	2	2	

TOTALS	RPI 1-25	RPI 26-50	W-L RECORDS	RPI 51-100	RPI 101-999	RPI 201+				
17- 7	3- 4	1- 1	OVERALL	2- 1	11- 1	4- 0				
10- 1	2- 1	1- 0	HOME	0- 0	7- 0	3- 0				
6- 5	1- 2	0- 1	AWAY	2- 1	3- 1	1- 0				
1- 1	0- 1	0- 0	NEUTRAL	0- 0	1- 0	0- 0				
8- 3	0- 2	0- 1	NON-CONFERENCE	1- 0	7- 0	4- 0				
4- 0	0- 0	0- 0	HOME	0- 0	4- 0	3- 0				
3- 2	0- 1	0- 1	AWAY	1- 0	2- 0	1- 0				
1- 1	0- 1	0- 0	NEUTRAL	0- 0	1- 0	0- 0				
9- 4	3- 2	1- 0	CONFERENCE	1- 1	4- 1	0- 0				
6- 1	2- 1	1- 0	HOME	0- 0	3- 0	0- 0				
3- 3	1- 1	0- 0	AWAY	1- 1	1- 1	0- 0				
0- 0	0- 0	0- 0	NEUTRAL	0- 0	0- 0	0- 0				

RPI 1-25				RPI 26-50				Team's RPI: 26				RPI 51-100				RPI 101+			
RPI	S	Opponent	Score	RPI	S	Opponent	Score	RPI	S	Opponent	Score	RPI	S	Opponent	Score	RPI	S	Opponent	Score
3	H	Mississippi St.	70 83	27	H	Georgia	71 60	84	A	Alabama	51 65	102	A	Auburn	62 70				
9	H	Tennessee	70 59	36	A	Northern Colo.	50 58	97	A	Kentucky	72 70	102	H	Auburn	59 56				
11	N	Texas	66 75					100	A	Tulane	73 50	106	A	Little Rock	56 37				
16	A	Missouri	69 65									121	N	Saint Louis	71 59				
21	A	Texas A&M	59 69									127	H	Vanderbilt	85 65				
21	H	Texas A&M	80 78									140	H	Ole Miss	84 55				
24	A	South Fla.	55 61									156	A	Florida	66 59				
												175	H	Louisiana	60 45				
												227	A	Texas Tech	48 40				
												242	H	Nicholls St.	65 50				
												292	H	Southeastern La.	84 56				
												335	H	Sam Houston St.	71 58				
LAST 12 Division I GAMES:																			
140	H	Ole Miss	84 55	21	A	Texas A&M	59 69	102	H	Auburn	59 56	156	A	Florida	66 59				
21	H	Texas A&M	80 78					84	A	Alabama	51 65	3	H	Mississippi St.	70 83				
102	A	Auburn	62 70					16	A	Missouri	69 65								
97	A	Kentucky	72 70																
27	H	Georgia	71 60																
9	H	Tennessee	70 59																

Non-Div I Games:

LSU

Average RPI Win:	209	WON-LOST	WINNING	LAST 10	STRENGTH OF	OPP. STRENGTH	TEAM	ADJ.	CONF.	ADJ CONF.
Average RPI Loss:	145	RECORD	PCT. RANK	GAMES	SCHEDULE	OF SCHEDULE	RPI	RPI	RPI	RPI
DIV. I ONLY	8- 19	278	2- 8	135	167	234	234	12	12	
DIV. I NON-CONF.	5- 8	220	0- 1	114	202	163	163	10	10	

TOTALS	RPI 1-25	RPI 26-50	W-L RECORDS	RPI 51-100	RPI 101-999	RPI 201+				
8- 19	0- 1	0- 1	OVERALL	1- 6	7- 11	4- 4				
4- 7	0- 1	0- 1	HOME	1- 0	3- 5	2- 1				
3- 12	0- 0	0- 0	AWAY	0- 6	3- 6	2- 3				
1- 0	0- 0	0- 0	NEUTRAL	0- 0	1- 0	0- 0				
5- 8	0- 1	0- 0	NON-CONFERENCE	1- 3	4- 4	2- 2				
1- 3	0- 1	0- 0	HOME	1- 0	0- 2	0- 1				
3- 5	0- 0	0- 0	AWAY	0- 3	3- 2	2- 1				
1- 0	0- 0	0- 0	NEUTRAL	0- 0	1- 0	0- 0				
3- 11	0- 0	0- 1	CONFERENCE	0- 3	3- 7	2- 2				
3- 4	0- 0	0- 1	HOME	0- 0	3- 3	2- 0				
0- 7	0- 0	0- 0	AWAY	0- 3	0- 4	0- 2				
0- 0	0- 0	0- 0	NEUTRAL	0- 0	0- 0	0- 0				

RPI 1-25				RPI 26-50				RPI 51-100				RPI 101+ Team's RPI: 234							
RPI	S	Opponent	Score	RPI	S	Opponent	Score	RPI	S	Opponent	Score	RPI	S	Opponent	Score				
23	H	Villanova	49 76	38	H	Dayton	47 76	55	A	American	48 66	104	H	George Mason	56 69				
								57	A	Drexel	54 79	121	H	Saint Louis	87 76				
								64	A	Duquesne	50 78	152	A	Saint Joseph's	49 70				
								71	A	Harvard	61 70	152	H	Saint Joseph's	64 75				
								73	H	Penn	66 59	182	N	New Hampshire	59 51				
								75	A	Fordham	45 66	187	A	Wisconsin	60 71				
								90	A	George Washington	45 60	190	A	Lehigh	69 61				
												193	H	Temple	52 69				
												196	A	Richmond	51 77				
												196	H	Richmond	57 60				
												218	A	North Texas	44 70				
												228	A	Lafayette	74 47				
												259	H	St. Bonaventure	66 63				
												280	A	Massachusetts	66 69				
												281	H	VCU	62 57				
												284	H	Rider	55 76				
												324	A	Rhode Island	63 72				
												334	A	Delaware St.	71 48				

LAST 12 Division I GAMES:																			
152	A	Saint Joseph's	49 70	152	H	Saint Joseph's	64 75	281	H	VCU	62 57								
75	A	Fordham	45 66	324	A	Rhode Island	63 72	64	A	Duquesne	50 78								
196	H	Richmond	57 60	259	H	St. Bonaventure	66 63	71	A	Harvard	61 70								
121	H	Saint Louis	87 76																
280	A	Massachusetts	66 69																
90	A	George Washington	45 60																

Non-Div I Games:

La Salle

Average RPI Win:	291	WON-LOST	WINNING	LAST 10	STRENGTH OF	OPP. STRENGTH	TEAM	ADJ.	CONF.	ADJ CONF.
Average RPI Loss:	187	RECORD	PCT. RANK	GAMES	SCHEDULE	OF SCHEDULE	RPI	RPI	RPI	RPI
DIV. I ONLY	2- 21	339	0- 10	224	282	336	336	22	22	
DIV. I NON-CONF.	1- 8	313	0- 0	259	313	336	336	23	23	

TOTALS	RPI 1-25	RPI 26-50	W-L RECORDS	RPI 51-100	RPI 101-999	RPI 201+				
2- 21	0- 0	0- 0	OVERALL	0- 2	2- 19	2- 7				
2- 8	0- 0	0- 0	HOME	0- 0	2- 8	2- 3				
0- 13	0- 0	0- 0	AWAY	0- 1	0- 3	0- 1				
0- 0	0- 0	0- 0	NEUTRAL	0- 0	0- 0	0- 0				
1- 8	0- 0	0- 0	NON-CONFERENCE	0- 2	1- 6	1- 4				
1- 2	0- 0	0- 0	HOME	0- 0	1- 2	1- 2				
0- 6	0- 0	0- 0	AWAY	0- 2	0- 4	0- 2				
0- 0	0- 0	0- 0	NEUTRAL	0- 0	0- 0	0- 0				
1- 13	0- 0	0- 0	CONFERENCE	0- 0	1- 13	1- 3				
1- 6	0- 0	0- 0	HOME	0- 0	1- 6	1- 1				
0- 7	0- 0	0- 0	AWAY	0- 0	0- 7	0- 2				
0- 0	0- 0	0- 0	NEUTRAL	0- 0	0- 0	0- 0				

RPI 1-25				RPI 26-50				RPI 51-100				RPI 101+				Team's RPI: 336	
RPI	S	Opponent	Score	RPI	S	Opponent	Score	RPI	S	Opponent	Score	RPI	S	Opponent	Score		
								53	A	Oklahoma St.	58	112	102	A	Auburn	41	67
								96	A	Rice	47	63	106	A	Little Rock	37	57
												134	A	Texas St.	52	86	
												134	H	Texas St.	45	81	
												144	H	South Ala.	60	67	
												162	A	UT Arlington	61	70	
												162	H	UT Arlington	53	80	
												166	H	Troy	79	86	
												167	A	Louisiana Tech	49	71	
												175	A	Louisiana	55	63	
												175	H	Louisiana	48	76	
												197	A	Arkansas St.	62	76	
												224	H	New Orleans	51	89	
												230	A	Grambling	52	61	
												255	H	Coastal Caro.	62	56	
												266	A	McNeese	61	65	
												270	H	Appalachian St.	67	71	
												315	A	Georgia St.	57	70	
												323	H	Northwestern St.	48	70	
												326	H	Houston Baptist	77	73	
												329	A	Ga. Southern	45	75	
LAST 12 Division I GAMES:																	
134	H	Texas St.	45	81	166	H	Troy	79	86								
162	H	UT Arlington	53	80	162	A	UT Arlington	61	70								
315	A	Georgia St.	57	70	134	A	Texas St.	52	86								
329	A	Ga. Southern	45	75	175	A	Louisiana	55	63								
175	H	Louisiana	48	76	270	H	Appalachian St.	67	71								
144	H	South Ala.	60	67	255	H	Coastal Caro.	62	56								

Non-Div I Games: Millsaps 73 41 Centenary (LA) 90 53

La. -Monroe

Average RPI Win:	263	WON-LOST	WINNING	LAST 10	STRENGTH OF	OPP. STRENGTH	TEAM	ADJ.	CONF.	ADJ CONF.
Average RPI Loss:	135	RECORD	PCT. RANK	GAMES	SCHEDULE	OF SCHEDULE	RPI	RPI	RPI	RPI
DIV. I ONLY	9- 16	250	3- 7	146	261	228	228	15	15	
DIV. I NON-CONF.	4- 6	214	0- 0	244	331	255	255	18	18	

TOTALS	RPI 1-25	RPI 26-50	W-L RECORDS	RPI 51-100	RPI 101-999	RPI 201+				
9- 16	0- 0	0- 1	OVERALL	0- 6	9- 9	8- 3				
5- 7	0- 0	0- 1	HOME	0- 2	5- 4	5- 2				
4- 9	0- 0	0- 0	AWAY	0- 4	4- 5	3- 1				
0- 0	0- 0	0- 0	NEUTRAL	0- 0	0- 0	0- 0				
4- 6	0- 0	0- 1	NON-CONFERENCE	0- 2	4- 3	4- 2				
3- 2	0- 0	0- 1	HOME	0- 0	3- 1	3- 1				
1- 4	0- 0	0- 0	AWAY	0- 2	1- 2	1- 1				
0- 0	0- 0	0- 0	NEUTRAL	0- 0	0- 0	0- 0				
5- 10	0- 0	0- 0	CONFERENCE	0- 4	5- 6	4- 1				
2- 5	0- 0	0- 0	HOME	0- 2	2- 3	2- 1				
3- 5	0- 0	0- 0	AWAY	0- 2	3- 3	2- 0				
0- 0	0- 0	0- 0	NEUTRAL	0- 0	0- 0	0- 0				

RPI	S	Opponent	Score	RPI	S	Opponent	Score	RPI	S	Opponent	Score	RPI	S	Opponent	Score	Team's RPI: 228
35	H	Princeton	45 53	55	A	American	66 74	123	A	Bucknell	53 83	123	H	Bucknell	57 80	
				55	H	American	67 74	139	A	Robert Morris	42 63	163	A	Army West Point	39 48	
				57	A	Drexel	37 52	163	H	Army West Point	60 65	190	A	Lehigh	45 70	
				73	A	Penn	42 55	192	A	Boston U.	47 45	234	H	La Salle	47 74	
				77	A	Navy	59 65	245	A	Holy Cross	69 65	245	H	Holy Cross	56 69	
				77	H	Navy	43 59	246	A	Loyola Maryland	73 64	246	H	Loyola Maryland	65 54	
								265	A	Cornell	59 58	268	H	Colgate	63 48	
								284	H	Rider	60 45	289	H	LIU Brooklyn	69 53	
								330	H	Wagner	70 52	348	A	Saint Peter's	61 64	
LAST 12 Division I GAMES:																
55	A	American	66 74	192	A	Boston U.	47 45									
77	H	Navy	43 59	55	H	American	67 74									
246	A	Loyola Maryland	73 64	77	A	Navy	59 65									
163	A	Army West Point	39 48	246	H	Loyola Maryland	65 54									
123	H	Bucknell	57 80	163	H	Army West Point	60 65									
245	H	Holy Cross	56 69	123	A	Bucknell	53 83									

Non-Div I Games:

Lafayette

Average RPI Win:	261	WON-LOST	WINNING	LAST 10	STRENGTH OF	OPP. STRENGTH	TEAM	ADJ.	CONF.	ADJ CONF.
Average RPI Loss:	101	RECORD	PCT. RANK	GAMES	SCHEDULE	OF SCHEDULE	RPI	RPI	RPI	RPI
DIV. I ONLY	15- 6	59	10- 0	288	232	109	109	26	26	
DIV. I NON-CONF.	1- 5	300	0- 0	23	26	171	171	25	25	

TOTALS	RPI 1-25	RPI 26-50	W-L RECORDS	RPI 51-100	RPI 101-999	RPI 201+				
15- 6	0- 1	0- 1	OVERALL	0- 1	15- 3	13- 0				
8- 0	0- 0	0- 0	HOME	0- 0	8- 0	7- 0				
6- 5	0- 1	0- 1	AWAY	0- 1	6- 2	6- 0				
1- 1	0- 0	0- 0	NEUTRAL	0- 0	1- 1	0- 0				
1- 5	0- 1	0- 1	NON-CONFERENCE	0- 1	1- 2	0- 0				
0- 0	0- 0	0- 0	HOME	0- 0	0- 0	0- 0				
0- 4	0- 1	0- 1	AWAY	0- 1	0- 1	0- 0				
1- 1	0- 0	0- 0	NEUTRAL	0- 0	1- 1	0- 0				
14- 1	0- 0	0- 0	CONFERENCE	0- 0	14- 1	13- 0				
8- 0	0- 0	0- 0	HOME	0- 0	8- 0	7- 0				
6- 1	0- 0	0- 0	AWAY	0- 0	6- 1	6- 0				
0- 0	0- 0	0- 0	NEUTRAL	0- 0	0- 0	0- 0				

RPI 1-25				RPI 26-50				RPI 51-100				RPI 101+ Team's RPI: 109			
RPI	S	Opponent	Score	RPI	S	Opponent	Score	RPI	S	Opponent	Score	RPI	S	Opponent	Score
6	A	Baylor	62 121	41	A	Purdue	64 79	89	A	New Mexico	58 90	118	A	Central Ark.	39 51
												126	H	SFA	79 65
												133	N	Northern Ill.	90 80
												176	N	North Dakota	70 73
												178	A	Pacific	75 80
												224	H	New Orleans	100 77
												225	H	Abilene Christian	77 71
												236	A	A&M-Corpus Christi	70 31
												236	H	A&M-Corpus Christi	65 59
												242	A	Nicholls St.	76 61
												266	H	McNeese	83 58
												292	A	Southeastern La.	75 58
												310	A	Incarnate Word	71 47
												310	H	Incarnate Word	77 54
												323	H	Northwestern St.	71 44
												326	A	Houston Baptist	79 51
												335	A	Sam Houston St.	68 44
												335	H	Sam Houston St.	91 44

LAST 12 Division I GAMES:															
236	H	A&M-Corpus Christi	65 59	266	H	McNeese	83 58								
310	A	Incarnate Word	71 47	242	A	Nicholls St.	76 61								
335	A	Sam Houston St.	68 44	335	H	Sam Houston St.	91 44								
323	H	Northwestern St.	71 44	310	H	Incarnate Word	77 54								
126	H	SFA	79 65	292	A	Southeastern La.	75 58								
225	H	Abilene Christian	77 71	118	A	Central Ark.	39 51								

Non-Div I Games: Howard Payne 101 37 Schreiner 116 37 Louisiana Col. 93 62 S' western Assemblies 92 49 Lamar University

Average RPI Win: 224	WON-LOST RECORD	WINNING PCT. RANK	LAST 10 GAMES	STRENGTH OF SCHEDULE	OPP. STRENGTH OF SCHEDULE	TEAM RPI	ADJ. RPI	CONF. RPI	ADJ CONF. RPI
Average RPI Loss: 161									

DIV. I ONLY	12- 13	189	3- 7	188	226	190	190	15	15
DIV. I NON-CONF.	5- 5	170	0- 0	320	304	247	247	18	18

TOTALS	RPI 1-25	RPI 26-50	W-L RECORDS	RPI 51-100	RPI 101-999	RPI 201+			
12- 13	0- 1	0- 1	OVERALL	1- 3	11- 8	7- 6			
8- 3	0- 0	0- 0	HOME	1- 1	7- 2	4- 2			
4- 9	0- 0	0- 1	AWAY	0- 2	4- 6	3- 4			
0- 1	0- 1	0- 0	NEUTRAL	0- 0	0- 0	0- 0			
5- 5	0- 1	0- 1	NON-CONFERENCE	0- 0	5- 3	5- 3			
3- 1	0- 0	0- 0	HOME	0- 0	3- 1	3- 1			
2- 3	0- 0	0- 1	AWAY	0- 0	2- 2	2- 2			
0- 1	0- 1	0- 0	NEUTRAL	0- 0	0- 0	0- 0			
7- 8	0- 0	0- 0	CONFERENCE	1- 3	6- 5	2- 3			
5- 2	0- 0	0- 0	HOME	1- 1	4- 1	1- 1			
2- 6	0- 0	0- 0	AWAY	0- 2	2- 4	1- 2			
0- 0	0- 0	0- 0	NEUTRAL	0- 0	0- 0	0- 0			

RPI S Opponent Score	RPI S Opponent Score	RPI S Opponent Score	RPI S Opponent Score
23 N Villanova 42 62	40 A Minnesota 73 107	55 A American 64 82	123 A Bucknell I 52 59
		55 H American 44 60	123 H Bucknell I 66 62
		77 A Navy 50 53	163 A Army West Point 50 55
		77 H Navy 66 63	163 H Army West Point 59 55
			192 A Boston U. 65 56
			192 H Boston U. 74 58
			228 H Lafayette 70 45
			234 H La Salle 61 69
			245 A Holy Cross 49 54
			246 A Loyol a Maryl and 64 67
			256 H Fairfield 56 53
			265 A Cornell I 62 57
			268 A Col gate 59 51
			268 H Col gate 48 54
			273 A Sacred Heart 55 65
			288 H Mt. St. Mary's 75 71
			289 A LIU Brookl yn 69 72
			299 A Monmouth 75 57
			338 H NJIT 64 50
LAST 12 Division I GAMES:			
163 A Army West Point 50 55	246 A Loyol a Maryl and 64 67		
268 H Col gate 48 54	163 H Army West Point 59 55		
55 H American 44 60	268 A Col gate 59 51		
123 A Bucknell I 52 59	55 A American 64 82		
192 A Boston U. 65 56	123 H Bucknell I 66 62		
77 A Navy 50 53	192 H Boston U. 74 58		

Non-Div I Games: Mansfield 77 47

Lehigh

Average RPI Win: 254	WON-LOST RECORD	WINNING PCT. RANK	LAST 10 GAMES	STRENGTH OF SCHEDULE	OPP. STRENGTH OF SCHEDULE	TEAM RPI	ADJ. RPI	CONF. RPI	ADJ. CONF. RPI
Average RPI Loss: 106									
DIV. I ONLY	15- 9	102	4- 2	104	309	85	85	27	27
DIV. I NON-CONF.	3- 7	254	0- 1	34	143	135	135	28	28

TOTALS	RPI 1-25	RPI 26-50	W-L RECORDS	RPI 51-100	RPI 101-999	RPI 201+			
15- 9	0- 1	0- 2	OVERALL	0- 3	15- 3	12- 2			
8- 0	0- 0	0- 0	HOME	0- 0	8- 0	7- 0			
6- 7	0- 1	0- 1	AWAY	0- 2	6- 3	5- 2			
1- 2	0- 0	0- 1	NEUTRAL	0- 1	1- 0	0- 0			
3- 7	0- 1	0- 2	NON-CONFERENCE	0- 3	3- 1	2- 1			
1- 0	0- 0	0- 0	HOME	0- 0	1- 0	1- 0			
1- 5	0- 1	0- 1	AWAY	0- 2	1- 1	1- 1			
1- 2	0- 0	0- 1	NEUTRAL	0- 1	1- 0	0- 0			
12- 2	0- 0	0- 0	CONFERENCE	0- 0	12- 2	10- 1			
7- 0	0- 0	0- 0	HOME	0- 0	7- 0	6- 0			
5- 2	0- 0	0- 0	AWAY	0- 0	5- 2	4- 1			
0- 0	0- 0	0- 0	NEUTRAL	0- 0	0- 0	0- 0			

RPI 1-25				RPI 26-50				RPI 51-100 Team's RPI: 85				RPI 101+			
RPI	S	Opponent	Score	RPI	S	Opponent	Score	RPI	S	Opponent	Score	RPI	S	Opponent	Score
17	A	Duke	51 68	36	N	Northern Colo.	57 65	54	N	Houston	68 75	148	A	Radford	45 52
				46	A	Michigan	50 74	67	A	James Madison	47 58	148	H	Radford	61 56
								79	A	Drake	68 96	172	N	Denver	82 69
												198	A	High Point	65 42
												219	A	Gardner-Webb	85 60
												219	H	Gardner-Webb	59 41
												223	A	UNC Asheville	41 48
												223	H	UNC Asheville	53 48
												262	A	Campbell	46 33
												262	H	Campbell	60 42
												272	A	Presbyterian	76 64
												272	H	Presbyterian	63 55
												274	A	Old Dominion	63 55
												280	A	Massachusetts	61 64
												293	H	Valparaiso	61 40
												309	H	Charleston So.	63 53
												341	H	Wintthrop	63 37
												347	A	Longwood	63 51

LAST 12 Division I GAMES:															
				79	A	Drake	68 96	198	A	High Point	65 42				
				223	H	UNC Asheville	53 48	148	H	Radford	61 56				
				148	A	Radford	45 52	347	A	Longwood	63 51				
				262	A	Campbell	46 33	262	H	Campbell	60 42				
				219	H	Gardner-Webb	59 41	223	A	UNC Asheville	41 48				
				272	H	Presbyterian	63 55	219	A	Gardner-Webb	85 60				

Non-Div I Games: Shippensburg 105 43 Limestone 68 38

Liberty

Average RPI Win: 300	WON-LOST RECORD	WINNING PCT. RANK	LAST 10 GAMES	STRENGTH OF SCHEDULE	OPP. STRENGTH OF SCHEDULE	TEAM RPI	ADJ. RPI	CONF. RPI	ADJ CONF. RPI
Average RPI Loss: 143									
DIV. I ONLY	10- 17	243	5- 5	254	249	258	258	23	23
DIV. I NON-CONF.	4- 11	279	0- 0	250	276	277	277	21	21

TOTALS	RPI 1-25	RPI 26-50	W-L RECORDS	RPI 51-100	RPI 101-999	RPI 201+			
10- 17	0- 0	0- 3	OVERALL	0- 4	10- 10	10- 4			
5- 7	0- 0	0- 1	HOME	0- 3	5- 3	5- 1			
5- 10	0- 0	0- 2	AWAY	0- 1	5- 7	5- 3			
0- 0	0- 0	0- 0	NEUTRAL	0- 0	0- 0	0- 0			
4- 11	0- 0	0- 1	NON-CONFERENCE	0- 2	4- 8	4- 3			
2- 4	0- 0	0- 0	HOME	0- 2	2- 2	2- 1			
2- 7	0- 0	0- 1	AWAY	0- 0	2- 6	2- 2			
0- 0	0- 0	0- 0	NEUTRAL	0- 0	0- 0	0- 0			
6- 6	0- 0	0- 2	CONFERENCE	0- 2	6- 2	6- 1			
3- 3	0- 0	0- 1	HOME	0- 1	3- 1	3- 0			
3- 3	0- 0	0- 1	AWAY	0- 1	3- 1	3- 1			
0- 0	0- 0	0- 0	NEUTRAL	0- 0	0- 0	0- 0			

RPI 1-25				RPI 26-50				RPI 51-100				RPI 101+ Team's RPI: 258			
RPI	S	Opponent	Score	RPI	S	Opponent	Score	RPI	S	Opponent	Score	RPI	S	Opponent	Score
				37	A	Ball St.	46 84	69	H	Belmont	59 91	107	A	Butler	58 70
				50	A	FGCU	52 88	84	H	Alabama	51 73	114	A	Middle Tenn.	48 72
				50	H	FGCU	54 68	93	A	Jacksonville	48 70	121	A	Saint Louis	57 101
								93	H	Jacksonville	63 70	127	A	Vanderbilt	82 92
												183	H	Stetson	55 59
												195	H	Morehead St.	55 75
												243	H	Austin Peay	63 71
												253	A	Col. of Charleston	69 85
												254	A	North Florida	73 69
												254	H	North Florida	78 57
												286	A	USC Upstate	64 80
												286	H	USC Upstate	97 78
												297	H	Murray St.	65 64
												301	A	Kennesaw St.	64 62
												305	A	Tennessee Tech	61 57
												309	A	Charleston So.	58 54
												314	H	Alabama A&M	66 50
												328	A	Tennessee St.	64 71
												338	A	NJIT	74 58
												338	H	NJIT	66 58
LAST 12 Division I GAMES:															
				50	A	FGCU	52 88	338	A	NJIT	74 58				
				93	H	Jacksonville	63 70	50	H	FGCU	54 68				
				254	H	North Florida	78 57	183	H	Stetson	55 59				
				286	A	USC Upstate	64 80	254	A	North Florida	73 69				
				338	H	NJIT	66 58	93	A	Jacksonville	48 70				
				286	H	USC Upstate	97 78	301	A	Kennesaw St.	64 62				

Non-Div I Games:

Lipscomb

Average RPI Win:	218	WON-LOST	WINNING	LAST 10	STRENGTH OF	OPP. STRENGTH	TEAM	ADJ.	CONF.	ADJ CONF.
Average RPI Loss:	95	RECORD	PCT. RANK	GAMES	SCHEDULE	OF SCHEDULE	RPI	RPI	RPI	RPI
DIV. I ONLY	16- 9	91	9- 1	172	121	106	106	22	22	
DIV. I NON-CONF.	3- 8	268	0- 0	38	3	192	192	23	23	

TOTALS	RPI 1-25	RPI 26-50	W-L RECORDS	RPI 51-100	RPI 101-999	RPI 201+				
16- 9	1- 2	0- 1	OVERALL	0- 2	15- 4	7- 0				
10- 3	1- 0	0- 1	HOME	0- 0	9- 2	3- 0				
6- 6	0- 2	0- 0	AWAY	0- 2	6- 2	4- 0				
0- 0	0- 0	0- 0	NEUTRAL	0- 0	0- 0	0- 0				
3- 8	1- 2	0- 1	NON-CONFERENCE	0- 2	2- 3	0- 0				
3- 3	1- 0	0- 1	HOME	0- 0	2- 2	0- 0				
0- 5	0- 2	0- 0	AWAY	0- 2	0- 1	0- 0				
0- 0	0- 0	0- 0	NEUTRAL	0- 0	0- 0	0- 0				
13- 1	0- 0	0- 0	CONFERENCE	0- 0	13- 1	7- 0				
7- 0	0- 0	0- 0	HOME	0- 0	7- 0	3- 0				
6- 1	0- 0	0- 0	AWAY	0- 0	6- 1	4- 0				
0- 0	0- 0	0- 0	NEUTRAL	0- 0	0- 0	0- 0				

RPI 1-25				RPI 26-50				RPI 51-100				RPI 101+ Team's RPI: 106			
RPI	S	Opponent	Score	RPI	S	Opponent	Score	RPI	S	Opponent	Score	RPI	S	Opponent	Score
3	A	Mississippi St.	48 86	26	H	LSU	37 56	88	A	Kansas St.	51 66	103	H	Missouri St.	63 51
21	A	Texas A&M	49 66					96	A	Rice	51 58	121	A	Saint Louis	45 48
25	H	Oklahoma	68 56									134	H	Texas St.	63 48
												144	A	South Ala.	47 35
												162	H	UT Arlington	59 57
												166	A	Troy	70 76
												167	H	Louisiana Tech	49 58
												171	H	Tulsa	61 74
												175	H	Louisiana	78 43
												197	A	Arkansas St.	64 58
												197	H	Arkansas St.	53 43
												201	H	Memphis	86 57
												255	A	Coastal Caro.	51 49
												270	A	Appalachian St.	52 40
												315	A	Georgia St.	65 50
												315	H	Georgia St.	54 47
												329	A	Ga. Southern	64 34
												329	H	Ga. Southern	92 52
												336	H	La.-Monroe	57 37

LAST 12 Division I GAMES:															
197	A	Arkansas St.	64 58	270	A	Appalachian St.	52 40								
166	A	Troy	70 76	197	H	Arkansas St.	53 43								
144	A	South Ala.	47 35	134	H	Texas St.	63 48								
315	H	Georgia St.	54 47	162	H	UT Arlington	59 57								
329	H	Ga. Southern	92 52	329	A	Ga. Southern	64 34								
255	A	Coastal Caro.	51 49	315	A	Georgia St.	65 50								

Non-Div I Games:

Little Rock

Average RPI	Win:	272	WON-LOST	WINNING	LAST 10	STRENGTH OF	OPP. STRENGTH	TEAM	ADJ.	CONF.	ADJ CONF.
Average RPI	Loss:	190	RECORD	PCT. RANK	GAMES	SCHEDULE	OF SCHEDULE	RPI	RPI	RPI	RPI
DIV. I ONLY		4- 22		326	2- 8	245	251	321	321	21	21
DIV. I NON-CONF.		2- 12		306	0- 0	274	294	326	326	20	20

TOTALS	RPI 1-25		RPI 26-50		W-L RECORDS	RPI 51-100		RPI 101-999		RPI 201+	
4- 22	0- 1		0- 1		OVERALL	0- 2		4- 18		4- 10	
1- 10	0- 1		0- 0		HOME	0- 1		1- 8		1- 4	
3- 10	0- 0		0- 0		AWAY	0- 0		3- 0		3- 0	
0- 2	0- 0		0- 0		NEUTRAL	0- 0		0- 2		0- 1	
2- 12	0- 1		0- 1		NON-CONFERENCE	0- 0		2- 10		2- 7	
0- 6	0- 1		0- 0		HOME	0- 0		0- 5		0- 4	
2- 4	0- 0		0- 1		AWAY	0- 0		2- 3		2- 2	
0- 2	0- 0		0- 0		NEUTRAL	0- 0		0- 2		0- 1	
2- 10	0- 0		0- 0		CONFERENCE	0- 2		2- 8		2- 3	
1- 4	0- 0		0- 0		HOME	0- 1		1- 3		1- 0	
1- 6	0- 0		0- 0		AWAY	0- 1		1- 5		1- 3	
0- 0	0- 0		0- 0		NEUTRAL	0- 0		0- 0		0- 0	

RPI	S	Opponent	Score	RPI	S	Opponent	Score	RPI	S	Opponent	Score	RPI	S	Opponent	Score	Team's RPI: 321
9	H	Tennessee	61 90	48	A	Southern California	60 75	63	A	UC Davis	49 79	142	H	Loyola Marymount	69 84	
								63	H	UC Davis	71 83	161	A	Cal Poly	61 70	
												161	H	Cal Poly	64 75	
												165	H	UC Irvine	81 100	
												184	A	San Diego	40 74	
												186	N	Oral Roberts	58 64	
												189	A	UC Santa Barbara	44 51	
												189	H	UC Santa Barbara	74 90	
												206	A	CSUN	59 51	
												229	A	UC Riverside	53 77	
												231	H	Pepperdine	71 83	
												233	H	Montana St.	51 62	
												235	H	New Mexico St.	63 72	
												247	A	Hawaii	66 74	
												249	A	Montana	60 67	
												251	H	Illinois St.	51 59	
												276	A	Grand Canyon	65 63	
												279	A	Arizona	80 72	
												281	N	VCU	59 69	
												325	A	Cal St. Fullerton	61 67	
												325	H	Cal St. Fullerton	67 47	
												338	A	NJIT	57 73	

LAST 12 Division I GAMES:																
325	H	Cal St. Fullerton	67 47	161	H	Cal Poly	64 75									
63	A	UC Davis	49 79	189	H	UC Santa Barbara	74 90									
161	A	Cal Poly	61 70	247	A	Hawaii	66 74									
206	A	CSUN	59 51	325	A	Cal St. Fullerton	61 67									
165	H	UC Irvine	81 100	229	A	UC Riverside	53 77									
63	H	UC Davis	71 83	189	A	UC Santa Barbara	44 51									

Non-Div I Games:

Long Beach St.

Loss,
Non-Conf,
S Site,
H Home
A Away
N Neutral

RPI 1-25				RPI 26-50				RPI 51-100				RPI 101+				Team's RPI: 347	
RPI	S	Opponent	Score	RPI	S	Opponent	Score	RPI	S	Opponent	Score	RPI	S	Opponent	Score		
								85	H	Li berty	51	63	104	A	George Mason	41	60
												148	H	Radford	33	52	
												198	A	Hi gh Point	41	62	
												198	H	Hi gh Point	39	75	
												204	A	Eastern Mi ch.	44	73	
												213	H	Norfol k St.	45	64	
												219	A	Gardner-Webb	41	52	
												219	H	Gardner-Webb	54	61	
												223	A	UNC Asheville	52	82	
												262	A	Campbel l	48	58	
												262	H	Campbel l	57	50	
												269	H	Fai rleigh Dickinson	52	72	
												272	A	Presbyteri an	75	60	
												272	H	Presbyteri an	66	56	
												293	H	Val parai so	68	81	
												309	A	Charleston So.	57	73	
												309	H	Charleston So.	61	78	
												318	A	Marshal l	45	90	
												330	A	Wagner	43	60	
												333	A	N. C. Central	75	87	
												334	A	Del aware St.	56	60	
												341	A	Wi nthrop	60	69	
												344	H	UMass Lowell	84	82	
LAST 12 Division I GAMES:																	
				262	H	Campbel l	57	50	262	A	Campbel l	48	58				
				219	A	Gardner-Webb	41	52	85	H	Li berty	51	63				
				272	A	Presbyteri an	75	60	198	A	Hi gh Point	41	62				
				198	H	Hi gh Point	39	75	148	H	Radford	33	52				
				309	H	Charleston So.	61	78	223	A	UNC Asheville	52	82				
				341	A	Wi nthrop	60	69	219	H	Gardner-Webb	54	61				

Longwood

Page 148

Average RPI Win: 269	WON-LOST RECORD	WINNING PCT. RANK	LAST 10 GAMES	STRENGTH OF SCHEDULE	OPP. STRENGTH OF SCHEDULE	TEAM RPI	ADJ. RPI	CONF. RPI	ADJ CONF. RPI
Average RPI Loss: 100									
DIV. I ONLY	13- 12	163	5- 5	178	206	175	175	22	22
DIV. I NON-CONF.	5- 6	187	0- 0	91	101	142	142	23	23

TOTALS	RPI 1-25	RPI 26-50	W-L RECORDS	RPI 51-100	RPI 101-999	RPI 201+			
13- 12	0- 2	0- 1	OVERALL	0- 1	13- 8	11- 0			
6- 5	0- 0	0- 0	HOME	0- 0	6- 5	6- 0			
6- 5	0- 1	0- 0	AWAY	0- 1	6- 1	4- 0			
1- 2	0- 1	0- 0	NEUTRAL	0- 0	1- 1	1- 0			
5- 6	0- 2	0- 1	NON-CONFERENCE	0- 1	5- 2	5- 0			
3- 1	0- 0	0- 0	HOME	0- 0	3- 1	3- 0			
1- 3	0- 1	0- 1	AWAY	0- 1	1- 0	1- 0			
1- 2	0- 1	0- 0	NEUTRAL	0- 0	1- 1	1- 0			
8- 6	0- 0	0- 0	CONFERENCE	0- 0	8- 6	6- 0			
3- 4	0- 0	0- 0	HOME	0- 0	3- 4	3- 0			
5- 2	0- 0	0- 0	AWAY	0- 0	5- 2	3- 0			
0- 0	0- 0	0- 0	NEUTRAL	0- 0	0- 0	0- 0			

RPI 1-25				RPI 26-50				RPI 51-100				RPI 101+ Team's RPI: 175			
RPI	S	Opponent	Score	RPI	S	Opponent	Score	RPI	S	Opponent	Score	RPI	S	Opponent	Score
3	N	Mississippi St.	37 94	26	A	LSU	45 60	60	A	Toledo	55 79	102	H	Auburn	60 70
21	A	Texas A&M	62 83									106	A	Little Rock	43 78
												119	N	Cleveland St.	45 54
												134	A	Texas St.	65 58
												134	H	Texas St.	53 56
												144	H	South Ala.	57 72
												162	A	UT Arlington	61 63
												162	H	UT Arlington	34 38
												166	H	Troy	55 62
												197	A	Arkansas St.	77 75
												224	H	New Orleans	66 57
												239	N	Niagara	68 52
												255	H	Coastal Caro.	59 55
												266	H	McNeese	98 86
												270	H	Appalachian St.	61 45
												292	A	Southeastern La.	68 56
												304	H	Alcorn	67 47
												315	A	Georgia St.	75 60
												329	A	Ga. Southern	58 48
												336	A	La.-Monroe	76 48
												336	H	La.-Monroe	63 55
LAST 12 Division I GAMES:															
162	H	UT Arlington	34 38	144	H	South Ala.	57 72								
134	H	Texas St.	53 56	134	A	Texas St.	65 58								
329	A	Ga. Southern	58 48	162	A	UT Arlington	61 63								
315	A	Georgia St.	75 60	336	H	La.-Monroe	63 55								
336	A	La.-Monroe	76 48	255	H	Coastal Caro.	59 55								
166	H	Troy	55 62	270	H	Appalachian St.	61 45								

Non-Div I Games: Dillard

53 60

Louisiana

Average RPI Win: 221 WON-LOST WINNING LAST 10
Average RPI Loss: 149 RECORD PCT. RANK GAMES STRENGTH OF OPP. STRENGTH TEAM ADJ. CONF. ADJ CONF.
SCHEDULE OF SCHEDULE RPI RPI RPI RPI

DIV. I ONLY	16- 10	107	5- 5	227	190	167	167	18	18
DIV. I NON-CONF.	8- 4	87	0- 0	288	169	176	176	19	19

TOTALS	RPI 1-25	RPI 26-50	W-L RECORDS	RPI 51-100	RPI 101-999	RPI 201+			
16- 10	0- 1	0- 1	OVERALL	2- 1	14- 7	10- 4			
11- 4	0- 0	0- 1	HOME	1- 1	10- 2	9- 0			
4- 5	0- 1	0- 0	AWAY	0- 0	4- 4	1- 3			
1- 1	0- 0	0- 0	NEUTRAL	1- 0	0- 1	0- 1			
8- 4	0- 1	0- 0	NON-CONFERENCE	1- 0	7- 3	5- 1			
6- 1	0- 0	0- 0	HOME	0- 0	6- 1	5- 0			
1- 2	0- 1	0- 0	AWAY	0- 0	1- 1	0- 0			
1- 1	0- 0	0- 0	NEUTRAL	1- 0	0- 1	0- 1			
8- 6	0- 0	0- 1	CONFERENCE	1- 1	7- 4	5- 3			
5- 3	0- 0	0- 1	HOME	1- 1	4- 1	4- 0			
3- 3	0- 0	0- 0	AWAY	0- 0	3- 3	1- 3			
0- 0	0- 0	0- 0	NEUTRAL	0- 0	0- 0	0- 0			

RPI 1-25				RPI 26-50				RPI 51-100				RPI 101+ Team's RPI: 167			
RPI	S	Opponent	Score	RPI	S	Opponent	Score	RPI	S	Opponent	Score	RPI	S	Opponent	Score
11	A	Texas	54 88	45	H	Western Ky.	64 74	80	H	UAB	61 66	102	A	Auburn	59 75
								83	N	Penn St.	71 59	106	A	Little Rock	58 49
								96	H	Rice	75 55	114	A	Middle Tenn.	66 49
												135	H	Clemson	47 55
												138	H	Charlotte	51 64
												169	A	UTEP	65 62
												201	H	Memphis	65 40
												203	A	Southern Miss.	50 65
												203	H	Southern Miss.	89 57
												218	H	North Texas	61 53
												230	H	Grambling	64 53
												237	A	Fla. Atlantic	72 86
												239	N	Niagara	67 73
												266	H	McNeese	78 62
												274	H	Old Dominion	59 45
												294	H	UTSA	63 55
												302	A	FIU	54 57
												304	H	Alcorn	87 50
												318	A	Marshall	74 65
												326	H	Houston Baptist	85 62
												336	H	La.-Monroe	71 49

LAST 12 Division I GAMES:															
203	H	Southern Miss.	89 57	45	H	Western Ky.	64 74	274	H	Old Dominion	59 45				
138	H	Charlotte	51 64					237	A	Fla. Atlantic	72 86				
169	A	UTEP	65 62					302	A	FIU	54 57				
96	H	Rice	75 55					318	A	Marshall	74 65				
80	H	UAB	61 66					203	A	Southern Miss.	50 65				
114	A	Middle Tenn.	66 49												

Non-Div I Games: LSU-Alexandria 87 47

Average RPI Win:	107	WON-LOST	WINNING	LAST 10	STRENGTH OF	OPP. STRENGTH	TEAM	ADJ.	CONF.	ADJ CONF.
Average RPI Loss:	3	RECORD	PCT. RANK	GAMES	SCHEDULE	OF SCHEDULE	RPI	RPI	RPI	RPI
DIV. I ONLY	26- 2	4	8- 2	19	1	4	4	1	1	
DIV. I NON-CONF.	14- 1	5	0- 1	68	9	8	8	1	1	

TOTALS	RPI 1-25	RPI 26-50	W-L RECORDS	RPI 51-100	RPI 101-999	RPI 201+				
26- 2	5- 2	5- 0	OVERALL	6- 0	10- 0	5- 0				
14- 1	3- 1	1- 0	HOME	3- 0	7- 0	3- 0				
12- 1	2- 1	4- 0	AWAY	3- 0	3- 0	2- 0				
0- 0	0- 0	0- 0	NEUTRAL	0- 0	0- 0	0- 0				
14- 1	2- 1	2- 0	NON-CONFERENCE	3- 0	7- 0	4- 0				
9- 0	1- 0	1- 0	HOME	1- 0	6- 0	3- 0				
5- 1	1- 1	1- 0	AWAY	2- 0	1- 0	1- 0				
0- 0	0- 0	0- 0	NEUTRAL	0- 0	0- 0	0- 0				
12- 1	3- 1	3- 0	CONFERENCE	3- 0	3- 0	1- 0				
5- 1	2- 1	0- 0	HOME	2- 0	1- 0	0- 0				
7- 0	1- 0	3- 0	AWAY	1- 0	2- 0	1- 0				
0- 0	0- 0	0- 0	NEUTRAL	0- 0	0- 0	0- 0				

RPI	S	Opponent	Score	RPI	S	Opponent	Score	RPI	S	Opponent	Score	RPI	S	Opponent	Score
1	A	UConn	58 69	30	A	Virginia	77 41	58	A	Indiana	72 59	114	H	Middle Tenn.	80 26
2	H	Notre Dame	100 67	31	A	Syracuse	84 77	60	H	Tolledo	90 55	127	H	Vanderbilt	79 57
5	H	Florida St.	49 50	32	A	South Dakota St.	68 64	62	A	Georgia Tech	74 71	135	H	Clemson	65 46
7	A	Ohio St.	95 90	46	H	Michigan	74 49	72	H	Virginia Tech	67 56	168	A	Pittsburgh	77 51
8	H	Oregon	74 61	49	A	Miami (FL)	84 74	97	A	Kentucky	87 63	191	H	UT Martin	91 56
17	H	Duke	66 60					98	H	Wake Forest	89 52	202	A	Boston College	87 52
19	A	NC State	55 47									222	H	Southeast Mo. St.	80 40
												297	H	Murray St.	115 51
												307	A	Air Force	62 50
												328	H	Tennessee St.	95 56

LAST 12 Division I GAMES:															
202	A	Boston College	87 52	49	A	Miami (FL)	84 74	5	H	Florida St.	49 50				
1	A	UConn	58 69	5	H	Florida St.	49 50	168	A	Pittsburgh	77 51				
135	H	Clemson	65 46	2	H	Notre Dame	100 67	72	H	Virginia Tech	67 56				
31	A	Syracuse	84 77	72	H	Virginia Tech	67 56	17	H	Duke	66 60				
30	A	Virginia	77 41												
98	H	Wake Forest	89 52												

Non-Div I Games:

Louisville

Average RPI Win:	307	WON-LOST	WINNING	LAST 10	STRENGTH OF	OPP. STRENGTH	TEAM	ADJ.	CONF.	ADJ CONF.
Average RPI Loss:	158	RECORD	PCT. RANK	GAMES	SCHEDULE	OF SCHEDULE	RPI	RPI	RPI	RPI
DIV. I ONLY	5- 19	311	3- 7	259	208	313	313	24	24	
DIV. I NON-CONF.	2- 9	295	0- 0	241	95	289	289	22	22	

TOTALS	RPI 1-25	RPI 26-50	W-L RECORDS	RPI 51-100	RPI 101-999	RPI 201+				
5- 19	0- 1	0- 2	OVERALL	0- 1	5- 15	5- 6				
3- 7	0- 1	0- 0	HOME	0- 0	3- 6	3- 3				
2- 12	0- 0	0- 2	AWAY	0- 1	2- 9	2- 3				
0- 0	0- 0	0- 0	NEUTRAL	0- 0	0- 0	0- 0				
2- 9	0- 1	0- 2	NON-CONFERENCE	0- 0	2- 6	2- 1				
1- 3	0- 1	0- 0	HOME	0- 0	1- 2	1- 0				
1- 6	0- 0	0- 2	AWAY	0- 0	1- 4	1- 1				
0- 0	0- 0	0- 0	NEUTRAL	0- 0	0- 0	0- 0				
3- 10	0- 0	0- 0	CONFERENCE	0- 1	3- 9	3- 5				
2- 4	0- 0	0- 0	HOME	0- 0	2- 4	2- 3				
1- 6	0- 0	0- 0	AWAY	0- 1	1- 5	1- 2				
0- 0	0- 0	0- 0	NEUTRAL	0- 0	0- 0	0- 0				

RPI 1-25				RPI 26-50				RPI 51-100				RPI 101+				Team's RPI: 313
RPI	S	Opponent	Score	RPI	S	Opponent	Score	RPI	S	Opponent	Score	RPI	S	Opponent	Score	
12	H	Green Bay	39 76	29	A	Marquette	30 92	79	A	Drake	46 72	103	A	Missouri St.	36 75	
				33	A	DePaul	47 88					103	H	Missouri St.	58 69	
												107	A	Butler	52 64	
												111	A	Milwaukee	41 63	
												113	H	Western Mich.	47 65	
												133	A	Northern Ill.	71 80	
												147	A	Southern Ill.	46 62	
												150	A	UNI	41 70	
												179	H	Youngstown St.	49 73	
												251	A	Illinois St.	49 57	
												251	H	Illinois St.	62 59	
												257	A	Bradley	71 61	
												257	H	Bradley	57 59	
												277	H	Indiana St.	65 73	
												293	A	Valparaiso	60 76	
												293	H	Valparaiso	53 63	
												331	A	Fort Wayne	70 79	
												332	H	Ill.-Chicago	57 55	
												345	A	Chicago St.	46 28	
												349	H	Evansville	82 63	

LAST 12 Division I GAMES:																
103	H	Missouri St.	58 69	103	A	Missouri St.	36 75									
293	H	Valparaiso	53 63	147	A	Southern Ill.	46 62									
257	A	Bradley	71 61	293	A	Valparaiso	60 76									
251	A	Illinois St.	49 57	251	H	Illinois St.	62 59									
349	H	Evansville	82 63	257	H	Bradley	57 59									
277	H	Indiana St.	65 73	79	A	Drake	46 72									

Non-Div I Games:

Loyol a Chi cago

Average RPI Win:	221	WON-LOST	WINNING	LAST 10	STRENGTH OF	OPP. STRENGTH	TEAM	ADJ.	CONF.	ADJ CONF.
Average RPI Loss:	154	RECORD	PCT. RANK	GAMES	SCHEDULE	OF SCHEDULE	RPI	RPI	RPI	RPI
DIV. I ONLY	7- 19	288	4- 6	125	220	246	246	15	15	
DIV. I NON-CONF.	2- 9	295	0- 0	107	280	261	261	18	18	

TOTALS	RPI 1-25	RPI 26-50	W-L RECORDS	RPI 51-100	RPI 101-999	RPI 201+				
7- 19	0- 1	0- 1	OVERALL	0- 3	7- 14	5- 6				
4- 7	0- 0	0- 0	HOME	0- 1	4- 6	3- 2				
3- 12	0- 1	0- 1	AWAY	0- 2	3- 8	2- 4				
0- 0	0- 0	0- 0	NEUTRAL	0- 0	0- 0	0- 0				
2- 9	0- 1	0- 1	NON-CONFERENCE	0- 0	2- 7	2- 3				
1- 3	0- 0	0- 0	HOME	0- 0	1- 3	1- 1				
1- 6	0- 1	0- 1	AWAY	0- 0	1- 4	1- 2				
0- 0	0- 0	0- 0	NEUTRAL	0- 0	0- 0	0- 0				
5- 10	0- 0	0- 0	CONFERENCE	0- 3	5- 7	3- 3				
3- 4	0- 0	0- 0	HOME	0- 1	3- 3	2- 1				
2- 6	0- 0	0- 0	AWAY	0- 2	2- 4	1- 2				
0- 0	0- 0	0- 0	NEUTRAL	0- 0	0- 0	0- 0				

RPI 1-25				RPI 26-50				RPI 51-100				RPI 101+				Team's RPI: 246
RPI	S	Opponent	Score	RPI	S	Opponent	Score	RPI	S	Opponent	Score	RPI	S	Opponent	Score	
20	A	Maryl and	45 114	29	A	Marquette	63 83	55	A	American	56 69	104	H	George Mason	72 80	
								55	H	American	58 71	116	H	Georgetown	54 72	
								77	A	Navy	44 73	123	A	Bucknel I	68 65	
												123	H	Bucknel I	69 74	
												125	A	Delaware	38 71	
												160	A	William & Mary	49 70	
												163	A	Army West Point	47 62	
												163	H	Army West Point	62 69	
												190	H	Lehigh	67 64	
												192	A	Boston U.	56 75	
												213	A	Norfolk St.	61 58	
												228	A	Lafayette	54 65	
												228	H	Lafayette	64 73	
												245	A	Holy Cross	65 58	
												245	H	Holy Cross	77 60	
												263	H	Towson	67 76	
												265	H	Cornel I	78 63	
												267	A	St. Francis Brooklyn	47 64	
												268	A	Colgate	60 71	
												268	H	Colgate	70 55	
												288	A	Mt. St. Mary's	63 71	

LAST 12 Division I GAMES:																
268	A	Colgate	60 71	190	H	Lehigh	67 64									
123	H	Bucknel I	69 74	268	H	Colgate	70 55									
228	H	Lafayette	64 73	123	A	Bucknel I	68 65									
55	A	American	56 69	228	A	Lafayette	54 65									
245	A	Holy Cross	65 58	55	H	American	58 71									
163	A	Army West Point	47 62	245	H	Holy Cross	77 60									

Non-Div I Games:

Loyola Maryl and

Average RPI Win: 203

Average RPI Loss: 141

WON-LOST
RECORDWINNING
PCT. RANKLAST 10
GAMESSTRENGTH OF
SCHEDULEOPP. STRENGTH
OF SCHEDULETEAM
RPIADJ.
RPICONF.
RPIADJ CONF.
RPI

DIV. I ONLY	16- 10	107	6- 4	225	116	142	142	14	14
DIV. I NON-CONF.	7- 3	74	0- 0	297	109	154	154	11	11

TOTALS	RPI 1-25	RPI 26-50	W-L RECORDS	RPI 51-100	RPI 101-999	RPI 201+			
16- 10	0- 0	0- 3	OVERALL	3- 0	13- 7	8- 3			
9- 5	0- 0	0- 2	HOME	2- 0	7- 3	4- 1			
7- 5	0- 0	0- 1	AWAY	1- 0	6- 4	4- 2			
0- 0	0- 0	0- 0	NEUTRAL	0- 0	0- 0	0- 0			
7- 3	0- 0	0- 1	NON-CONFERENCE	1- 0	6- 2	4- 2			
4- 2	0- 0	0- 1	HOME	1- 0	3- 1	2- 1			
3- 1	0- 0	0- 0	AWAY	0- 0	3- 1	2- 1			
0- 0	0- 0	0- 0	NEUTRAL	0- 0	0- 0	0- 0			
9- 7	0- 0	0- 2	CONFERENCE	2- 0	7- 5	4- 1			
5- 3	0- 0	0- 1	HOME	1- 0	4- 2	2- 0			
4- 4	0- 0	0- 1	AWAY	1- 0	3- 3	2- 1			
0- 0	0- 0	0- 0	NEUTRAL	0- 0	0- 0	0- 0			

RPI	S	Opponent	Score	RPI	S	Opponent	Score	RPI	S	Opponent	Score	RPI	S	Opponent	Score
46	A	Gonzaga	67 77	46	H	Gonzaga	69 75	48	H	Southern Cal i forni a	70 80	78	A	Saint Mary's (CA)	75 65
46	H	Gonzaga	69 75	48	H	Southern Cal i forni a	70 80	87	H	Mi ami (OH)	84 71	78	H	Saint Mary's (CA)	69 57
121	A	Saint Louis	62 60	143	A	BYU	52 62	143	H	BYU	55 67	154	A	San Francis sco	60 78
143	A	BYU	55 67	154	A	San Francis sco	65 60	178	H	Paci fi c	75 60	184	A	San Di ego	67 53
154	A	San Francis sco	60 78	178	H	Paci fi c	75 60	184	H	San Di ego	54 60	189	H	UC Santa Barbara	67 61
189	H	UC Santa Barbara	67 61	204	H	Eastern Mi ch.	73 64	205	A	SMU	60 63	206	H	CSUN	68 75
204	H	Eastern Mi ch.	73 64	206	H	CSUN	68 75	229	A	UC Ri versi de	67 59	231	A	Pepperdi ne	74 85
205	A	SMU	60 63	229	A	UC Ri versi de	67 59	231	H	Pepperdi ne	75 60	231	H	Pepperdi ne	75 60
206	H	CSUN	68 75	231	A	Pepperdi ne	74 85	279	H	Ari zona	84 70	283	A	Santa Clara	65 51
229	A	UC Ri versi de	67 59	279	H	Ari zona	84 70	316	A	Portl and	63 60	316	H	Portl and	76 55
231	A	Pepperdi ne	74 85	283	A	Santa Clara	65 51	316	H	Portl and	76 55	321	A	Long Beach St.	84 69
231	H	Pepperdi ne	75 60	316	A	Portl and	63 60								
279	H	Ari zona	84 70	316	H	Portl and	76 55								
283	A	Santa Clara	65 51	321	A	Long Beach St.	84 69								
316	A	Portl and	63 60												
316	H	Portl and	76 55												
321	A	Long Beach St.	84 69												
LAST 12 Di vi si on I GAMES:															
154	H	San Francis sco	65 60	184	A	San Di ego	67 53	231	H	Pepperdi ne	75 60	316	A	Portl and	63 60
46	H	Gonzaga	69 75	231	H	Pepperdi ne	75 60	316	A	Portl and	63 60	143	H	BYU	55 67
231	A	Pepperdi ne	74 85	316	A	Portl and	63 60	143	H	BYU	55 67	184	H	San Di ego	54 60
78	A	Saint Mary's (CA)	75 65	143	H	BYU	55 67	184	H	San Di ego	54 60	154	A	San Francis sco	60 78
316	H	Portl and	76 55	184	H	San Di ego	54 60	154	A	San Francis sco	60 78				
143	A	BYU	52 62	154	A	San Francis sco	60 78								

Non-Di v I Games: Cal St. Dom. Hills 84 52

Loyola Marymount

Loss,
Non-Conf,
S Site,
H Home
A Away
N Neutral

Average RPI Win:	224	WON-LOST	WINNING	LAST 10	STRENGTH OF	OPP. STRENGTH	TEAM	ADJ.	CONF.	ADJ CONF.
Average RPI Loss:	72	RECORD	PCT. RANK	GAMES	SCHEDULE	OF SCHEDULE	RPI	RPI	RPI	RPI
DIV. I ONLY	16- 9	91	9- 1	122	146	81	81	20	20	
DIV. I NON-CONF.	5- 6	187	0- 0	48	5	72	72	24	24	

TOTALS	RPI 1-25	RPI 26-50	W-L RECORDS	RPI 51-100	RPI 101-999	RPI 201+				
16- 9	0- 3	0- 1	OVERALL	2- 3	14- 2	8- 0				
8- 2	0- 0	0- 0	HOME	1- 1	7- 1	4- 0				
7- 7	0- 3	0- 1	AWAY	1- 2	6- 1	3- 0				
1- 0	0- 0	0- 0	NEUTRAL	0- 0	1- 0	1- 0				
5- 6	0- 3	0- 1	NON-CONFERENCE	2- 2	3- 0	3- 0				
2- 1	0- 0	0- 0	HOME	1- 1	1- 0	1- 0				
2- 5	0- 3	0- 1	AWAY	1- 1	1- 0	1- 0				
1- 0	0- 0	0- 0	NEUTRAL	0- 0	1- 0	1- 0				
11- 3	0- 0	0- 0	CONFERENCE	0- 1	11- 2	5- 0				
6- 1	0- 0	0- 0	HOME	0- 0	6- 1	3- 0				
5- 2	0- 0	0- 0	AWAY	0- 1	5- 1	2- 0				
0- 0	0- 0	0- 0	NEUTRAL	0- 0	0- 0	0- 0				

Maine

RPI 1-25				RPI 26-50				RPI 51-100 Team's RPI: 81				RPI 101+			
RPI	S	Opponent	Score	RPI	S	Opponent	Score	RPI	S	Opponent	Score	RPI	S	Opponent	Score
3	A	Mississippi St.	43 83	49	A	Miami (FL)	70 80	60	A	Toledo	64 65	151	A	Binghamton	61 38
7	A	Ohio St.	70 83					71	H	Harvard	76 51	151	H	Binghamton	62 66
17	A	Duke	39 69					81	A	Albany (NY)	54 68	159	A	Hartford	59 44
								91	A	Dartmouth	64 51	159	H	Hartford	59 56
								100	H	Tulane	34 42	182	A	New Hampshire	56 46
												182	H	New Hampshire	77 46
												184	A	Stony Brook	68 76
												184	H	Stony Brook	64 56
												202	A	Boston College	61 40
												290	H	Bryant	70 68
												291	H	Vermont	64 55
												301	N	Kennesaw St.	75 39
												320	A	UMBC	64 50
												320	H	UMBC	69 36
												344	A	UMass Lowell	69 51
												344	H	UMass Lowell	70 65
LAST 12 Division I GAMES:															
344	H	UMass Lowell	70 65	320	H	UMBC	69 36								
184	A	Stony Brook	68 76	182	A	New Hampshire	56 46								
182	H	New Hampshire	77 46	159	A	Hartford	59 44								
159	H	Hartford	59 56	291	H	Vermont	64 55								
151	A	Binghamton	61 38	81	A	Albany (NY)	54 68								
344	A	UMass Lowell	69 51	320	A	UMBC	64 50								

Maine

Non-Div I Games: Maine Maritime 89 49 Me.-Fort Kent 100 40

Maine

Average RPI Win:	295	WON-LOST	WINNING	LAST 10	STRENGTH OF	OPP. STRENGTH	TEAM	ADJ.	CONF.	ADJ CONF.
Average RPI Loss:	163	RECORD	PCT. RANK	GAMES	SCHEDULE	OF SCHEDULE	RPI	RPI	RPI	RPI
DIV. I ONLY	11- 16	227	5- 5	279	275	252	252	28	28	
DIV. I NON-CONF.	3- 8	268	0- 0	100	228	216	216	26	26	

TOTALS	RPI 1-25	RPI 26-50	W-L RECORDS	RPI 51-100	RPI 101-999	RPI 201+				
11- 16	0- 0	0- 2	OVERALL	0- 4	11- 10	11- 5				
7- 4	0- 0	0- 0	HOME	0- 3	7- 1	7- 0				
3- 12	0- 0	0- 2	AWAY	0- 1	3- 9	3- 5				
1- 0	0- 0	0- 0	NEUTRAL	0- 0	1- 0	1- 0				
3- 8	0- 0	0- 2	NON-CONFERENCE	0- 3	3- 3	3- 1				
1- 2	0- 0	0- 0	HOME	0- 2	1- 0	1- 0				
1- 6	0- 0	0- 2	AWAY	0- 1	1- 3	1- 1				
1- 0	0- 0	0- 0	NEUTRAL	0- 0	1- 0	1- 0				
8- 8	0- 0	0- 0	CONFERENCE	0- 1	8- 7	8- 4				
6- 2	0- 0	0- 0	HOME	0- 1	6- 1	6- 0				
2- 6	0- 0	0- 0	AWAY	0- 0	2- 6	2- 4				
0- 0	0- 0	0- 0	NEUTRAL	0- 0	0- 0	0- 0				

RPI	S	Opponent	Score	RPI	S	Opponent	Score	RPI	S	Opponent	Score	RPI	S	Opponent	Score
30	A	Virginia	47 69	51	H	Quinnipiac	64 80	155	A	Marist	40 65				
34	A	California	66 87	75	H	Fordham	48 54	182	A	New Hampshire	55 68				
				81	H	Albany (NY)	56 62	184	A	Stony Brook	59 74				
				83	A	Penn St.	46 78	194	A	Siena	51 56				
								194	H	Siena	54 56				
								239	A	Niagara	64 65				
								239	H	Niagara	82 64				
								256	A	Fairfield	52 55				
								256	H	Fairfield	55 44				
								267	H	St. Francis Brooklyn	57 54				
								273	A	Sacred Heart	61 65				
								284	A	Rider	51 67				
								285	A	Canisius	59 56				
								285	H	Canisius	58 39				
								289	A	LIU Brooklyn	72 38				
								299	A	Monmouth	59 63				
								299	H	Monmouth	63 53				
								300	N	Coppin St.	74 56				
								337	A	Iona	57 48				
								337	H	Iona	67 63				
								348	H	Saint Peter's	76 64				
LAST 12 Division I GAMES:															
337	A	Iona	57 48	284	A	Rider	51 67								
194	H	Siena	54 56	299	H	Monmouth	63 53								
299	A	Monmouth	59 63	194	A	Siena	51 56								
256	H	Fairfield	55 44	337	H	Iona	67 63								
239	H	Niagara	82 64	239	A	Niagara	64 65								
256	A	Fairfield	52 55	285	A	Canisius	59 56								

Non-Div I Games:

Manhattan

Average RPI Win:	274	WON-LOST	WINNING	LAST 10	STRENGTH OF	OPP. STRENGTH	TEAM	ADJ.	CONF.	ADJ CONF.
Average RPI Loss:	118	RECORD	PCT. RANK	GAMES	SCHEDULE	OF SCHEDULE	RPI	RPI	RPI	RPI
DIV. I ONLY	17- 10	99	9- 1	283	246	155	155	28	28	
DIV. I NON-CONF.	4- 8	239	0- 0	210	111	235	235	26	26	

TOTALS	RPI 1-25	RPI 26-50	W-L RECORDS	RPI 51-100	RPI 101-999	RPI 201+				
17- 10	0- 0	0- 2	OVERALL	0- 3	17- 5	15- 1				
9- 2	0- 0	0- 0	HOME	0- 2	9- 0	8- 0				
8- 6	0- 0	0- 0	AWAY	0- 1	8- 5	7- 1				
0- 2	0- 0	0- 2	NEUTRAL	0- 0	0- 0	0- 0				
4- 8	0- 0	0- 2	NON-CONFERENCE	0- 2	4- 4	3- 1				
2- 2	0- 0	0- 0	HOME	0- 2	2- 0	2- 0				
2- 4	0- 0	0- 0	AWAY	0- 0	2- 4	1- 1				
0- 2	0- 0	0- 2	NEUTRAL	0- 0	0- 0	0- 0				
13- 2	0- 0	0- 0	CONFERENCE	0- 1	13- 1	12- 0				
7- 0	0- 0	0- 0	HOME	0- 0	7- 0	6- 0				
6- 2	0- 0	0- 0	AWAY	0- 1	6- 1	6- 0				
0- 0	0- 0	0- 0	NEUTRAL	0- 0	0- 0	0- 0				

RPI 1-25				RPI 26-50				RPI 51-100				RPI 101+				Team's RPI: 155
RPI	S	Opponent	Score	RPI	S	Opponent	Score	RPI	S	Opponent	Score	RPI	S	Opponent	Score	
				41	N	Purdue	47 61	51	A	Qui nni pi ac	56 62	101	A	Seton Hal l	60 85	
				48	N	Southern Cal i forni a	57 78	77	H	Navy	70 77	136	A	Northeastern	72 78	
								91	H	Dartmouth	51 60	192	A	Boston U.	80 52	
												193	A	Temple	77 83	
												194	A	Si ena	53 58	
												194	H	Si ena	73 54	
												239	A	Ni agara	84 78	
												245	H	Hol y Cross	85 74	
												247	A	Hawai i	63 70	
												252	H	Manhattan	65 40	
												256	A	Fai rfi el d	48 34	
												256	H	Fai rfi el d	71 63	
												280	A	Massachusetts	88 60	
												284	A	Ri der	80 69	
												284	H	Ri der	68 67	
												285	A	Can i si us	78 53	
												285	H	Can i si us	58 47	
												299	A	Monmouth	85 57	
												299	H	Monmouth	69 46	
												324	H	Rhode I sland	64 42	
												337	H	I ona	75 55	
												348	A	Sai nt Peter' s	86 53	

LAST 12 Di vi si on I GAMES:																
				256	A	Fai rfi el d	48 34	239	A	Ni agara	84 78					
				285	H	Can i si us	58 47	284	H	Ri der	68 67					
				299	A	Monmouth	85 57	194	A	Si ena	53 58					
				194	H	Si ena	73 54	256	H	Fai rfi el d	71 63					
				337	H	I ona	75 55	51	A	Qui nni pi ac	56 62					
				285	A	Can i si us	78 53	252	H	Manhattan	65 40					

Non-Di v I Games:

Marist

Average RPI Win: 291	WON-LOST RECORD	WINNING PCT. RANK	LAST 10 GAMES	STRENGTH OF SCHEDULE	OPP. STRENGTH OF SCHEDULE	TEAM RPI	ADJ. RPI	CONF. RPI	ADJ CONF. RPI
Average RPI Loss: 159									
DIV. I ONLY	6- 18	300	2- 8	280	164	318	318	18	18
DIV. I NON-CONF.	4- 7	226	0- 0	327	183	314	314	19	19

TOTALS	RPI 1-25	RPI 26-50	W-L RECORDS	RPI 51-100	RPI 101-999	RPI 201+			
6- 18	0- 0	0- 2	OVERALL	0- 4	6- 12	5- 6			
5- 9	0- 0	0- 1	HOME	0- 3	5- 5	4- 2			
1- 9	0- 0	0- 1	AWAY	0- 1	1- 7	1- 4			
0- 0	0- 0	0- 0	NEUTRAL	0- 0	0- 0	0- 0			
4- 7	0- 0	0- 0	NON-CONFERENCE	0- 3	4- 4	4- 1			
3- 4	0- 0	0- 0	HOME	0- 2	3- 2	3- 1			
1- 3	0- 0	0- 0	AWAY	0- 1	1- 2	1- 0			
0- 0	0- 0	0- 0	NEUTRAL	0- 0	0- 0	0- 0			
2- 11	0- 0	0- 2	CONFERENCE	0- 1	2- 8	1- 5			
2- 5	0- 0	0- 1	HOME	0- 1	2- 3	1- 1			
0- 6	0- 0	0- 1	AWAY	0- 0	0- 5	0- 4			
0- 0	0- 0	0- 0	NEUTRAL	0- 0	0- 0	0- 0			

RPI S Opponent	Score	RPI S Opponent	Score	RPI S Opponent	Score	RPI S Opponent	Score
45 A Western Ky.	50 77	80 H UAB	62 69	114 H Middle Tenn.	57 73		
45 H Western Ky.	66 86	83 H Penn St.	65 80	119 A Cleveland St.	76 85		
		86 H Ohio	52 54	138 A Charlotte	61 67		
		97 A Kentucky	39 69	147 H Southern Ill.	59 64		
				156 A Florida	69 74		
				167 H Louisiana Tech	65 74		
				169 H UTEP	66 64		
				203 A Southern Miss.	61 70		
				237 A Fla. Atlantic	59 79		
				260 H Morgan St.	73 68		
				270 H Appalachian St.	54 56		
				274 A Old Dominion	53 69		
				294 H UTSA	59 72		
				302 A FIU	54 67		
				302 H FIU	78 75		
				328 A Tennessee St.	71 65		
				341 H Winthrop	70 40		
				347 H Longwood	90 45		
LAST 12 Division I GAMES:							
45 A Western Ky.	50 77	302 H FIU	78 75				
169 H UTEP	66 64	114 H Middle Tenn.	57 73				
80 H UAB	62 69	45 H Western Ky.	66 86				
294 H UTSA	59 72	274 A Old Dominion	53 69				
203 A Southern Miss.	61 70	167 H Louisiana Tech	65 74				
138 A Charlotte	61 67	302 A FIU	54 67				

Non-Div I Games: Ky. Christian 111 38 Alice Lloyd 96 46

Marshall

Average RPI Win:	137	WON-LOST	WINNING	LAST 10	STRENGTH OF	OPP. STRENGTH	TEAM	ADJ.	CONF.	ADJ CONF.
Average RPI Loss:	29	RECORD	PCT. RANK	GAMES	SCHEDULE	OF SCHEDULE	RPI	RPI	RPI	RPI
DIV. I ONLY	22- 4	10	6- 1	66	11	20	20	3	3	
DIV. I NON-CONF.	11- 2	22	1- 0	128	37	38	38	4	4	

TOTALS	RPI 1-25	RPI 26-50	W-L RECORDS	RPI 51-100	RPI 101-999	RPI 201+				
22- 4	4- 2	2- 1	OVERALL	6- 1	10- 0	8- 0				
11- 3	3- 1	0- 1	HOME	3- 1	5- 0	5- 0				
10- 1	1- 1	2- 0	AWAY	3- 0	4- 0	2- 0				
1- 0	0- 0	0- 0	NEUTRAL	0- 0	1- 0	1- 0				
11- 2	0- 2	2- 0	NON-CONFERENCE	2- 0	7- 0	7- 0				
6- 1	0- 1	0- 0	HOME	2- 0	4- 0	4- 0				
4- 1	0- 1	2- 0	AWAY	0- 0	2- 0	2- 0				
1- 0	0- 0	0- 0	NEUTRAL	0- 0	1- 0	1- 0				
11- 2	4- 0	0- 1	CONFERENCE	4- 1	3- 0	1- 0				
5- 2	3- 0	0- 1	HOME	1- 1	1- 0	1- 0				
6- 0	1- 0	0- 0	AWAY	3- 0	2- 0	0- 0				
0- 0	0- 0	0- 0	NEUTRAL	0- 0	0- 0	0- 0				

RPI	S	Opponent	Score	RPI	S	Opponent	Score	RPI	S	Opponent	Score	RPI	S	Opponent	Score
1	A	UConn	72 97	30	A	Virginia	60 59	58	H	Indiana	74 70	187	A	Wisconsin	71 44
7	H	Ohio St.	99 69	41	H	Purdue	65 75	59	A	Michigan St.	76 68	188	A	Northwestern	68 65
14	H	South Carolina	86 94	49	A	Miami (FL)	79 71	59	H	Michigan St.	68 82	210	A	Akron	75 54
18	H	Iowa	80 64					65	A	Nebraska	64 57	217	H	Illinois	100 65
22	A	Rutgers	72 54					81	H	Albany (NY)	91 58	239	H	Niagara	92 65
22	H	Rutgers	88 60					83	A	Penn St.	69 65	246	H	Loyola Maryland	114 45
								90	H	George Washington	80 54	248	H	Howard	111 49
												288	H	Mt. St. Mary's	97 57
												300	A	Coppin St.	113 49
												301	N	Kennesaw St.	89 35

LAST 12 Division I GAMES:															
49	A	Miami (FL)	79 71	188	A	Northwestern	68 65								
41	H	Purdue	65 75	7	H	Ohio St.	99 69								
22	A	Rutgers	72 54	58	H	Indiana	74 70								
59	A	Michigan St.	76 68	59	H	Michigan St.	68 82								
65	A	Nebraska	64 57	187	A	Wisconsin	71 44								
22	H	Rutgers	88 60	18	H	Iowa	80 64								

Non-Div I Games:

Maryland

Average RPI Win:	270	WON-LOST	WINNING	LAST 10	STRENGTH OF	OPP. STRENGTH	TEAM	ADJ.	CONF.	ADJ CONF.
Average RPI Loss:	155	RECORD	PCT. RANK	GAMES	SCHEDULE	OF SCHEDULE	RPI	RPI	RPI	RPI
DIV. I ONLY	10- 15	229	4- 6	323	174	280	280	12	12	
DIV. I NON-CONF.	6- 5	153	0- 0	344	310	282	282	10	10	

TOTALS	RPI 1-25	RPI 26-50	W-L RECORDS	RPI 51-100	RPI 101-999	RPI 201+				
10- 15	0- 0	0- 1	OVERALL	1- 3	9- 11	8- 3				
6- 6	0- 0	0- 1	HOME	1- 1	5- 4	4- 0				
3- 9	0- 0	0- 0	AWAY	0- 2	3- 7	3- 3				
1- 0	0- 0	0- 0	NEUTRAL	0- 0	1- 0	1- 0				
6- 5	0- 0	0- 0	NON-CONFERENCE	1- 0	5- 5	5- 2				
3- 2	0- 0	0- 0	HOME	1- 0	2- 2	2- 0				
2- 3	0- 0	0- 0	AWAY	0- 0	2- 3	2- 2				
1- 0	0- 0	0- 0	NEUTRAL	0- 0	1- 0	1- 0				
4- 10	0- 0	0- 1	CONFERENCE	0- 3	4- 6	3- 1				
3- 4	0- 0	0- 1	HOME	0- 1	3- 2	2- 0				
1- 6	0- 0	0- 0	AWAY	0- 2	1- 4	1- 1				
0- 0	0- 0	0- 0	NEUTRAL	0- 0	0- 0	0- 0				

RPI 1-25				RPI 26-50				RPI 51-100				RPI 101+				Team's RPI: 280
RPI	S	Opponent	Score	RPI	S	Opponent	Score	RPI	S	Opponent	Score	RPI	S	Opponent	Score	
				38	H	Dayton	49 78	64	A	Duquesne	57 60	104	A	George Mason	60 71	
								75	H	Fordham	51 62	121	A	Saint Louis	63 64	
								85	H	Li berty	64 61	136	H	Northeastern	54 64	
								90	A	George Washi ngton	49 55	152	H	Saint Joseph' s	79 84	
												155	H	Marist	60 88	
												176	A	North Dakota	52 82	
												177	A	Davi dson	81 87	
												177	H	Davi dson	70 68	
												196	H	Richmond	39 51	
												234	H	La Salle	69 66	
												259	A	St. Bonaventure	59 69	
												263	H	Towson	72 49	
												275	A	North Dakota St.	70 82	
												281	H	VCU	79 75	
												308	A	UTRGV	59 67	
												310	A	Incarnate Word	64 45	
												324	A	Rhode Isl and	61 59	
												338	N	Mi ssi ssi ppi Val .	85 46	
												344	A	UMass Lowell	73 63	
												348	H	Saint Peter' s	81 65	

LAST 12 Di vi si on I GAMES:																
				177	H	Davi dson	70 68	324	A	Rhode Isl and	61 59					
				90	A	George Washi ngton	49 55	177	A	Davi dson	81 87					
				104	A	George Mason	60 71	281	H	VCU	79 75					
				38	H	Dayton	49 78	121	A	Saint Louis	63 64					
				234	H	La Salle	69 66	152	H	Saint Joseph' s	79 84					
				196	H	Richmond	39 51	259	A	St. Bonaventure	59 69					

Non-Di v I Games: Me.-Fort Kent 111 45 Fisher 121 38

Massachusetts

Loss, Non-Conf, S Site, H Home A Away N Neutral

Average RPI Win: 317

Average RPI Loss: 154

WON-LOST
RECORDWINNING
PCT. RANKLAST 10
GAMESSTRENGTH OF
SCHEDULEOPP. STRENGTH
OF SCHEDULETEAM
RPIADJ.
RPICONF.
RPIADJ CONF.
RPIDIV. I ONLY
DIV. I NON-CONF.8- 14
1- 7247
3105- 5
0- 0299
109240
102266
279266
27926
2526
25

TOTALS

RPI 1-25

RPI 26-50

W-L RECORDS

RPI 51-100

RPI 101-999

RPI 201+

8- 14

0- 2

0- 0

OVERALL

0- 1

8- 11

8- 6

3- 6

0- 0

0- 0

HOME

0- 1

3- 5

3- 4

5- 8

0- 2

0- 0

AWAY

0- 0

5- 6

5- 2

0- 0

0- 0

0- 0

NEUTRAL

0- 0

0- 0

0- 0

1- 7

0- 2

0- 0

NON-CONFERENCE

0- 1

1- 4

1- 2

1- 2

0- 0

0- 0

HOME

0- 1

1- 1

1- 1

0- 5

0- 2

0- 0

AWAY

0- 0

0- 3

0- 1

0- 0

0- 0

0- 0

NEUTRAL

0- 0

0- 0

0- 0

7- 7

0- 0

0- 0

CONFERENCE

0- 0

7- 7

7- 4

2- 4

0- 0

0- 0

HOME

0- 0

2- 4

2- 3

5- 3

0- 0

0- 0

AWAY

0- 0

5- 3

5- 1

0- 0

0- 0

0- 0

NEUTRAL

0- 0

0- 0

0- 0

RPI 1-25

RPI 26-50

RPI 51-100

RPI 101+

Team's RPI: 266

RPI	S	Opponent	Score
6	A	Baylor	34 95
11	A	Texas	34 100

RPI	S	Opponent	Score
-----	---	----------	-------

RPI	S	Opponent	Score
100	H	Tulane	66 70

RPI	S	Opponent	Score
109	A	Lamar University	58 83
118	H	Central Ark.	45 51
126	A	SFA	58 73
167	A	Louisiana Tech	62 78
175	A	Louisiana	86 98
205	A	SMU	59 65
224	A	New Orleans	62 84
224	H	New Orleans	64 77
225	H	Abilene Christian	75 80
230	H	Grambling	60 75
242	H	Nicholls St.	54 61
292	A	Southeastern La.	77 65
292	H	Southeastern La.	69 47
310	A	Incarinate Word	66 57
323	A	Northwestern St.	60 44
323	H	Northwestern St.	72 67
326	A	Houston Baptist	86 74
335	A	Sam Houston St.	66 63
336	H	La. -Monroe	65 61

LAST 12 Division I GAMES:

224	A	New Orleans	62 84	109	A	Lamar University	58 83
118	H	Central Ark.	45 51	326	A	Houston Baptist	86 74
292	H	Southeastern La.	69 47	292	A	Southeastern La.	77 65
126	A	SFA	58 73	242	H	Nicholls St.	54 61
323	A	Northwestern St.	60 44	224	H	New Orleans	64 77
335	A	Sam Houston St.	66 63	225	H	Abilene Christian	75 80

Non-Div I Games:

LSU-Alexandria

73 53

Louisiana Col.

84 46

Southern-N. O.

76 61

McNeese

■ Loss,
 ■ Non-Conf, S Site,
 ■ Home
 ■ Away
 N Neutral

Average RPI Win:	207	WON-LOST	WINNING	LAST 10	STRENGTH OF	OPP. STRENGTH	TEAM	ADJ.	CONF.	ADJ CONF.
Average RPI Loss:	102	RECORD	PCT. RANK	GAMES	SCHEDULE	OF SCHEDULE	RPI	RPI	RPI	RPI
DIV. I ONLY	7- 18	283	1- 9	45	88	201	201	7	7	
DIV. I NON-CONF.	5- 8	220	0- 0	100	140	212	212	7	7	

TOTALS	RPI 1-25	RPI 26-50	W-L RECORDS	RPI 51-100	RPI 101-999	RPI 201+				
7- 18	0- 4	0- 2	OVERALL	1- 2	6- 10	3- 2				
5- 7	0- 2	0- 0	HOME	1- 1	4- 4	3- 2				
2- 8	0- 1	0- 1	AWAY	0- 1	2- 5	0- 0				
0- 3	0- 1	0- 1	NEUTRAL	0- 0	0- 1	0- 0				
5- 8	0- 1	0- 1	NON-CONFERENCE	1- 1	4- 5	3- 1				
4- 3	0- 0	0- 0	HOME	1- 1	3- 2	3- 1				
1- 2	0- 0	0- 0	AWAY	0- 0	1- 2	0- 0				
0- 3	0- 1	0- 1	NEUTRAL	0- 0	0- 1	0- 0				
2- 10	0- 3	0- 1	CONFERENCE	0- 1	2- 5	0- 1				
1- 4	0- 2	0- 0	HOME	0- 0	1- 2	0- 1				
1- 6	0- 1	0- 1	AWAY	0- 1	1- 3	0- 0				
0- 0	0- 0	0- 0	NEUTRAL	0- 0	0- 0	0- 0				

RPI 1-25				RPI 26-50				RPI 51-100				RPI 101+ Team's RPI: 201			
RPI	S	Opponent	Score	RPI	S	Opponent	Score	RPI	S	Opponent	Score	RPI	S	Opponent	Score
1	A	UConn	49 97	33	N	DePaul	67 81	54	A	Houston	55 66	106	A	Little Rock	57 86
1	H	UConn	36 93	44	A	UCF	41 61	76	H	IUPUI	57 80	127	A	Vanderbilt	71 60
7	N	Ohio St.	69 100					80	H	UAB	64 62	132	A	Cincinnati	53 64
24	H	South Fla.	62 81									137	A	Wichita St.	61 69
												137	H	Wichita St.	64 77
												147	H	Southern Ill.	56 68
												157	N	Kent St.	55 70
												167	A	Louisiana Tech	40 65
												171	A	Tulsa	69 48
												199	A	East Carolina	62 75
												199	H	East Carolina	72 36
												205	H	SMU	35 53
												217	H	Illinois	47 63
												230	H	Grambling	57 48
												311	H	Jackson St.	64 53
												328	H	Tennessee St.	79 75

LAST 12 Division I GAMES:															
199	A	East Carolina	62 75	132	A	Cincinnati	53 64								
205	H	SMU	35 53	24	H	South Fla.	62 81								
54	A	Houston	55 66	171	A	Tulsa	69 48								
44	A	UCF	41 61	137	A	Wichita St.	61 69								
137	H	Wichita St.	64 77	199	H	East Carolina	72 36								
1	H	UConn	36 93	1	A	UConn	49 97								

Non-Div I Games:

Memphis

Average RPI Win: 213

Average RPI Loss: 36

WON-LOST
RECORDWINNING
PCT. RANKLAST 10
GAMESSTRENGTH OF
SCHEDULEOPP. STRENGTH
OF SCHEDULETEAM
RPIADJ.
RPICONF.
RPIADJ CONF.
RPIDIV. I ONLY
DIV. I NON-CONF.25- 2
13- 25
2010- 0
0- 0277
249148
15361
6861
6817
1717
17

TOTALS

RPI 1-25

RPI 26-50

W-L RECORDS

RPI 51-100

RPI 101-999

RPI 201+

25- 2

0- 0

1- 2

OVERALL

1- 0

23- 0

14- 0

11- 1

0- 0

0- 1

HOME

1- 0

10- 0

7- 0

13- 0

0- 0

1- 0

AWAY

0- 0

12- 0

6- 0

1- 1

0- 0

0- 1

NEUTRAL

0- 0

1- 0

1- 0

13- 2

0- 0

1- 2

NON-CONFERENCE

1- 0

11- 0

8- 0

6- 1

0- 0

0- 1

HOME

1- 0

5- 0

4- 0

6- 0

0- 0

1- 0

AWAY

0- 0

5- 0

3- 0

1- 1

0- 0

0- 1

NEUTRAL

0- 0

1- 0

1- 0

12- 0

0- 0

0- 0

CONFERENCE

0- 0

12- 0

6- 0

5- 0

0- 0

0- 0

HOME

0- 0

5- 0

3- 0

7- 0

0- 0

0- 0

AWAY

0- 0

7- 0

3- 0

0- 0

0- 0

0- 0

NEUTRAL

0- 0

0- 0

0- 0

RPI 1-25

RPI 26-50

RPI 51-100 Team's RPI: 61

RPI 101+

RPI S Opponent Score

RPI S Opponent Score

RPI S Opponent Score

RPI S Opponent Score

27 H Georgi a 54 72

90 H George Washington 61 44

105 A North Carolina 97 86

44 A UCF 73 64

115 A Chattanooga 71 50

45 N Western Ky. 62 67

124 A ETSU 85 65

138 A Charlotte 90 74

145 A Samford 73 59

145 H Samford 48 45

174 A Furman 86 64

174 H Furman 65 53

177 H Davi dson 69 54

223 A UNC Asheville 67 56

226 A UNCG 57 54

226 H UNCG 80 57

237 A Fla. Atlantic 66 55

248 H Howard 70 44

262 A Campbel l 58 57

281 N VCU 70 54

298 A Wofford 71 46

298 H Wofford 80 39

306 A Western Caro. 53 46

306 H Western Caro. 72 50

317 H South Carolina St. 74 53

329 H Ga. Southern 72 45

341 H Wintthrop 93 45

LAST 12 Division I GAMES:

226 A UNCG 57 54

124 A ETSU 85 65

306 A Western Caro. 53 46

306 H Western Caro. 72 50

145 H Samford 48 45

226 H UNCG 80 57

298 H Wofford 80 39

145 A Samford 73 59

174 H Furman 65 53

174 A Furman 86 64

115 A Chattanooga 71 50

298 A Wofford 71 46

M
e
r
c
e
rM
e
r
c
e
r

Non-Div I Games:

Mercer

Loss, Non-Conf, S Site, H Home A Away N Neutral

Average RPI	Win:	147	WON-LOST	WINNING	LAST 10	STRENGTH OF	OPP. STRENGTH	TEAM	ADJ.	CONF.	ADJ CONF.
Average RPI	Loss:	42	RECORD	PCT. RANK	GAMES	SCHEDULE	OF SCHEDULE	RPI	RPI	RPI	RPI
DIV. I ONLY		18- 8	68	7- 3	32	23	49	49	1	1	
DIV. I NON-CONF.		10- 3	52	0- 0	170	87	91	91	1	1	

TOTALS	RPI 1-25		RPI 26-50		W-L RECORDS		RPI 51-100		RPI 101-999		RPI 201+
18- 8	2- 5		1- 0		OVERALL		4- 2		11- 1		6- 0
12- 5	2- 3		1- 0		HOME		3- 2		6- 0		4- 0
4- 3	0- 2		0- 0		AWAY		1- 0		3- 1		1- 0
2- 0	0- 0		0- 0		NEUTRAL		0- 0		2- 0		1- 0
10- 3	0- 1		0- 0		NON-CONFERENCE		3- 1		7- 1		5- 0
8- 2	0- 1		0- 0		HOME		3- 1		5- 0		4- 0
0- 1	0- 0		0- 0		AWAY		0- 0		0- 1		0- 0
2- 0	0- 0		0- 0		NEUTRAL		0- 0		2- 0		1- 0
8- 5	2- 4		1- 0		CONFERENCE		1- 1		4- 0		1- 0
4- 3	2- 2		1- 0		HOME		0- 1		1- 0		0- 0
4- 2	0- 2		0- 0		AWAY		1- 0		3- 0		1- 0
0- 0	0- 0		0- 0		NEUTRAL		0- 0		0- 0		0- 0

RPI 1-25				RPI 26-50				Team's RPI: 49				RPI 51-100				RPI 101+			
RPI	S	Opponent	Score	RPI	S	Opponent	Score					RPI	S	Opponent	Score	RPI	S	Opponent	Score
2	A	Notre Dame	76 83	31	H	Syracuse	72 67					52	H	St. John's (NY)	64 74	105	A	North Carolina	92 72
4	H	Louisville	74 84									59	H	Michigan St.	67 57	120	H	Bethune-Cookman	85 39
5	A	Florida St.	67 105									72	A	Virginia Tech	82 78	135	A	Clemson	72 60
5	H	Florida St.	71 91									81	H	Maine	80 70	146	A	Colorado	61 67
17	H	Duke	51 48									97	H	Kentucky	65 54	147	N	Southern Ill.	75 65
19	H	NC State	52 48									98	H	Wake Forest	50 61	168	H	Pittsburgh	82 58
20	H	Maryland	71 79													202	A	Boston College	65 43
																224	H	New Orleans	76 46
																278	N	Sacramento St.	82 56
																291	H	Vermont	73 49
																295	H	Alabama St.	79 31
																302	H	FIU	77 69

LAST 12 Division I GAMES:																			
168	H	Pittsburgh	82 58	202	A	Boston College	65 43					31	H	Syracuse	72 67				
5	H	Florida St.	71 91	135	A	Clemson	72 60					5	A	Florida St.	67 105				
19	H	NC State	52 48	98	H	Wake Forest	50 61					72	A	Virginia Tech	82 78				
105	A	North Carolina	92 72	2	A	Notre Dame	76 83					4	H	Louisville	74 84				

Non-Div I Games:

Miami (FL)

Average RPI Win:	196	WON-LOST	WINNING	LAST 10	STRENGTH OF	OPP. STRENGTH	TEAM	ADJ.	CONF.	ADJ CONF.
Average RPI Loss:	81	RECORD	PCT. RANK	GAMES	SCHEDULE	OF SCHEDULE	RPI	RPI	RPI	RPI
DIV. I ONLY	16- 9	91	7- 3	113	125	87	87	8	8	
DIV. I NON-CONF.	8- 3	65	0- 0	235	323	89	89	8	8	

TOTALS	RPI 1-25	RPI 26-50	W-L RECORDS	RPI 51-100	RPI 101-999	RPI 201+				
16- 9	0- 2	0- 3	OVERALL	3- 0	13- 4	8- 1				
9- 3	0- 1	0- 1	HOME	2- 0	7- 1	5- 1				
6- 6	0- 1	0- 2	AWAY	1- 0	5- 3	3- 0				
1- 0	0- 0	0- 0	NEUTRAL	0- 0	1- 0	0- 0				
8- 3	0- 0	0- 1	NON-CONFERENCE	1- 0	7- 2	5- 0				
5- 0	0- 0	0- 0	HOME	0- 0	5- 0	4- 0				
2- 3	0- 0	0- 1	AWAY	1- 0	1- 2	1- 0				
1- 0	0- 0	0- 0	NEUTRAL	0- 0	1- 0	0- 0				
8- 6	0- 2	0- 2	CONFERENCE	2- 0	6- 2	3- 1				
4- 3	0- 1	0- 1	HOME	2- 0	2- 1	1- 1				
4- 3	0- 1	0- 1	AWAY	0- 0	4- 1	2- 0				
0- 0	0- 0	0- 0	NEUTRAL	0- 0	0- 0	0- 0				

RPI 1-25				RPI 26-50				RPI 51-100				Team's RPI: 87				RPI 101+			
RPI	S	Opponent	Score	RPI	S	Opponent	Score	RPI	S	Opponent	Score	RPI	S	Opponent	Score	RPI	S	Opponent	Score
15	A	Buffalo	67 72	28	H	Central Mich.	66 84	60	H	Toledo	67 58	113	A	Western Mich.	70 81				
15	H	Buffalo	49 64	37	A	Ball St.	61 86	76	A	IUPUI	96 83	132	A	Cincinnati	62 73				
				41	A	Purdue	66 75	86	H	Ohio	64 55	133	A	Northern Ill.	77 62				
												133	H	Northern Ill.	67 65				
												142	A	Loyola Marymount	71 84				
												157	A	Kent St.	65 59				
												172	N	Denver	69 52				
												180	H	Jacksonville St.	58 55				
												204	A	Eastern Mich.	73 69				
												204	H	Eastern Mich.	59 74				
												210	H	Akron	75 67				
												212	A	Bowling Green	66 62				
												277	A	Indiana St.	68 56				
												285	H	Cani si us	72 47				
												293	H	Valparaiso	77 68				
												319	H	Detroit Mercy	91 64				
												340	H	Florida A&M	73 33				

LAST 12 Division I GAMES:																			
157	A	Kent St.	65 59	204	A	Eastern Mich.	73 69	113	A	Western Mich.	70 81	210	H	Akron	75 67	204	H	Eastern Mich.	59 74
15	H	Buffalo	49 64	113	A	Western Mich.	70 81	15	A	Buffalo	67 72	28	H	Central Mich.	66 84				
60	H	Toledo	67 58	210	H	Akron	75 67												
212	A	Bowling Green	66 62																
133	A	Northern Ill.	77 62																
86	H	Ohio	64 55																

Non-Div I Games:

Miami (OH)

Average RPI Win:	163	WON-LOST	WINNING	LAST 10	STRENGTH OF	OPP. STRENGTH	TEAM	ADJ.	CONF.	ADJ CONF.
Average RPI Loss:	24	RECORD	PCT. RANK	GAMES	SCHEDULE	OF SCHEDULE	RPI	RPI	RPI	RPI
DIV. I ONLY	20- 8	59	6- 4	78	31	46	46	3	3	
DIV. I NON-CONF.	11- 2	22	0- 0	172	81	52	52	4	4	

TOTALS	RPI 1-25	RPI 26-50	W-L RECORDS	RPI 51-100	RPI 101-999	RPI 201+				
20- 8	1- 5	1- 2	OVERALL	6- 1	12- 0	7- 0				
13- 3	0- 2	1- 1	HOME	4- 0	8- 0	5- 0				
7- 5	1- 3	0- 1	AWAY	2- 1	4- 0	2- 0				
0- 0	0- 0	0- 0	NEUTRAL	0- 0	0- 0	0- 0				
11- 2	0- 2	1- 0	NON-CONFERENCE	2- 0	8- 0	6- 0				
8- 1	0- 1	1- 0	HOME	1- 0	6- 0	4- 0				
3- 1	0- 1	0- 0	AWAY	1- 0	2- 0	2- 0				
0- 0	0- 0	0- 0	NEUTRAL	0- 0	0- 0	0- 0				
9- 6	1- 3	0- 2	CONFERENCE	4- 1	4- 0	1- 0				
5- 2	0- 1	0- 1	HOME	3- 0	2- 0	1- 0				
4- 4	1- 2	0- 1	AWAY	1- 1	2- 0	0- 0				
0- 0	0- 0	0- 0	NEUTRAL	0- 0	0- 0	0- 0				

RPI 1-25				RPI 26-50				Team's RPI: 46				RPI 51-100				RPI 101+			
RPI	S	Opponent	Score	RPI	S	Opponent	Score	RPI	S	Opponent	Score	RPI	S	Opponent	Score	RPI	S	Opponent	Score
2	H	Notre Dame	63 83	29	H	Marquette	82 76	58	H	Indiana	84 79	104	H	George Mason	75 61				
4	A	Louisville	49 74	40	A	Minnesota	87 93	59	A	Michigan St.	61 66	157	H	Kent St.	54 41				
7	A	Ohio St.	84 75	41	H	Purdue	79 81	59	H	Michigan St.	74 48	187	A	Wisconsin	80 57				
7	H	Ohio St.	71 78					65	A	Nebraska	69 64	188	A	Northwestern	80 59				
18	A	Iowa	72 82					83	H	Penn St.	89 69	188	H	Northwestern	84 63				
22	A	Rutgers	56 63					85	H	Liberty	74 50	217	H	Illinois	86 42				
								86	A	Ohio	74 61	221	H	Oakland	78 69				
												254	H	North Florida	79 34				
												289	A	LIU Brooklyn	86 49				
												319	A	Detroit Mercy	86 50				
												331	H	Fort Wayne	77 45				
												334	H	Delaware St.	105 36				

LAST 12 Division I GAMES:																			
40	A	Minnesota	87 93	59	H	Michigan St.	74 48												
59	A	Michigan St.	61 66	217	H	Illinois	86 42												
188	H	Northwestern	84 63	7	A	Ohio St.	84 75												
22	A	Rutgers	56 63	65	A	Nebraska	69 64												
41	H	Purdue	79 81	58	H	Indiana	84 79												
188	A	Northwestern	80 59	7	H	Ohio St.	71 78												

Non-Div I Games:

Mi chi gan

Average RPI Win:	162	WON-LOST	WINNING	LAST 10	STRENGTH OF	OPP. STRENGTH	TEAM	ADJ.	CONF.	ADJ CONF.
Average RPI Loss:	34	RECORD	PCT. RANK	GAMES	SCHEDULE	OF SCHEDULE	RPI	RPI	RPI	RPI
DIV. I ONLY	15- 12	138	3- 7	17	37	59	59	3	3	
DIV. I NON-CONF.	10- 3	52	0- 0	88	55	37	37	4	4	

TOTALS	RPI 1-25	RPI 26-50	W-L RECORDS	RPI 51-100	RPI 101-999	RPI 201+				
15- 12	2- 6	1- 3	OVERALL	2- 3	10- 0	6- 0				
8- 5	0- 3	1- 0	HOME	1- 2	6- 0	3- 0				
5- 6	1- 2	0- 3	AWAY	1- 1	3- 0	2- 0				
2- 1	1- 1	0- 0	NEUTRAL	0- 0	1- 0	1- 0				
10- 3	1- 2	0- 1	NON-CONFERENCE	1- 0	8- 0	5- 0				
6- 0	0- 0	0- 0	HOME	1- 0	5- 0	3- 0				
2- 2	0- 1	0- 1	AWAY	0- 0	2- 0	1- 0				
2- 1	1- 1	0- 0	NEUTRAL	0- 0	1- 0	1- 0				
5- 9	1- 4	1- 2	CONFERENCE	1- 3	2- 0	1- 0				
2- 5	0- 3	1- 0	HOME	0- 2	1- 0	0- 0				
3- 4	1- 1	0- 2	AWAY	1- 1	1- 0	1- 0				
0- 0	0- 0	0- 0	NEUTRAL	0- 0	0- 0	0- 0				

RPI 1-25				RPI 26-50				RPI 51-100				Team's RPI: 59				RPI 101+			
RPI	S	Opponent	Score	RPI	S	Opponent	Score	RPI	S	Opponent	Score	RPI	S	Opponent	Score	RPI	S	Opponent	Score
1	N	UConn	62 96	40	A	Minnesota	77 83	51	H	Quinnipiac	74 55	113	H	Western Mich.	65 62				
2	A	Notre Dame	59 90	46	A	Michigan	48 74	58	A	Indiana	68 46	124	A	ETSU	83 74				
7	A	Ohio St.	62 78	46	H	Michigan	66 61	58	H	Indiana	65 69	139	H	Robert Morris	100 58				
18	H	Iowa	68 71	49	A	Miami (FL)	57 67	65	H	Nebraska	69 79	188	H	Northwestern	81 51				
20	A	Maryland	82 68					83	A	Penn St.	59 74	217	A	Illinois	67 55				
20	H	Maryland	68 76									221	H	Oakland	95 63				
22	H	Rutgers	58 61									253	H	Col. of Charleston	107 43				
24	N	South Fla.	83 73									319	A	Detroit Mercy	97 60				
												324	H	Rhode Island	82 38				
												338	N	Mississippi Val.	83 64				
LAST 12 Division I GAMES:																			
65	H	Nebraska	69 79	46	A	Michigan	48 74												
46	H	Michigan	66 61	58	H	Indiana	65 69												
20	H	Maryland	68 76	217	A	Illinois	67 55												
83	A	Penn St.	59 74	20	A	Maryland	82 68												
18	H	Iowa	68 71	40	A	Minnesota	77 83												
7	A	Ohio St.	62 78	188	H	Northwestern	81 51												

Non-Div I Games:

Michigan St.

Average RPI Win:	221	WON-LOST	WINNING	LAST 10	STRENGTH OF	OPP. STRENGTH	TEAM	ADJ.	CONF.	ADJ CONF.
Average RPI Loss:	89	RECORD	PCT. RANK	GAMES	SCHEDULE	OF SCHEDULE	RPI	RPI	RPI	RPI
DIV. I ONLY	16- 10	107	7- 3	160	117	114	114	18	18	
DIV. I NON-CONF.	8- 5	111	0- 0	253	33	119	119	19	19	

TOTALS	RPI 1-25	RPI 26-50	W-L RECORDS	RPI 51-100	RPI 101-999	RPI 201+				
16- 10	0- 1	0- 3	OVERALL	2- 3	14- 3	10- 1				
8- 4	0- 0	0- 1	HOME	2- 1	6- 2	4- 1				
7- 5	0- 1	0- 1	AWAY	0- 2	7- 1	5- 0				
1- 1	0- 0	0- 1	NEUTRAL	0- 0	1- 0	1- 0				
8- 5	0- 1	0- 1	NON-CONFERENCE	1- 2	7- 1	5- 0				
5- 0	0- 0	0- 0	HOME	1- 0	4- 0	3- 0				
2- 4	0- 1	0- 0	AWAY	0- 2	2- 1	1- 0				
1- 1	0- 0	0- 1	NEUTRAL	0- 0	1- 0	1- 0				
8- 5	0- 0	0- 2	CONFERENCE	1- 1	7- 2	5- 1				
3- 4	0- 0	0- 1	HOME	1- 1	2- 2	1- 1				
5- 1	0- 0	0- 1	AWAY	0- 0	5- 0	4- 0				
0- 0	0- 0	0- 0	NEUTRAL	0- 0	0- 0	0- 0				

RPI 1-25				RPI 26-50				RPI 51-100				RPI 101+ Team's RPI: 114			
RPI	S	Opponent	Score	RPI	S	Opponent	Score	RPI	S	Opponent	Score	RPI	S	Opponent	Score
4	A	Louisville	26 80	45	A	Western Ky.	43 57	62	A	Georgia Tech	45 48	127	A	Vanderbilt	65 54
				45	H	Western Ky.	60 76	80	H	UAB	51 59	138	H	Charlotte	64 45
				48	N	Southern California	57 72	96	H	Rice	51 41	140	A	Ole Miss	56 65
								97	H	Kentucky	62 57	166	H	Troy	73 57
								100	A	Tulane	44 62	167	H	Louisiana Tech	49 66
												169	A	UTEP	54 45
												203	H	Southern Miss.	53 61
												218	H	North Texas	56 48
												223	A	UNC Asheville	72 57
												237	A	Fla. Atlantic	69 65
												258	H	Lipscomb	72 48
												285	N	Canisius	55 45
												294	A	UTSA	62 47
												300	H	Coppin St.	69 39
												302	A	FIU	63 59
												305	H	Tennessee Tech	58 44
												318	A	Marshall	73 57

LAST 12 Division I GAMES:															
				96	H	Rice	51 41	318	A	Marshall	73 57				
				45	H	Western Ky.	60 76	203	H	Southern Miss.	53 61				
				302	A	FIU	63 59	218	H	North Texas	56 48				
				237	A	Fla. Atlantic	69 65	169	A	UTEP	54 45				
				167	H	Louisiana Tech	49 66	294	A	UTSA	62 47				
				138	H	Charlotte	64 45	80	H	UAB	51 59				

Non-Div I Games:

Middle Tenn.

Average RPI Win: 232	WON-LOST RECORD	WINNING PCT. RANK	LAST 10 GAMES	STRENGTH OF SCHEDULE	OPP. STRENGTH OF SCHEDULE	TEAM RPI	ADJ. RPI	CONF. RPI	ADJ CONF. RPI
Average RPI Loss: 87									
DIV. I ONLY	18- 9	80	6- 4	203	158	111	111	11	11
DIV. I NON-CONF.	9- 3	61	0- 0	285	186	116	116	15	15

TOTALS	RPI 1-25	RPI 26-50	W-L RECORDS	RPI 51-100	RPI 101-999	RPI 201+			
18- 9	0- 2	0- 1	OVERALL	1- 4	17- 2	11- 1			
7- 4	0- 1	0- 1	HOME	1- 1	6- 1	4- 1			
10- 4	0- 1	0- 0	AWAY	0- 2	10- 1	6- 0			
1- 1	0- 0	0- 0	NEUTRAL	0- 1	1- 0	1- 0			
9- 3	0- 0	0- 1	NON-CONFERENCE	0- 2	9- 0	6- 0			
3- 1	0- 0	0- 1	HOME	0- 0	3- 0	3- 0			
5- 1	0- 0	0- 0	AWAY	0- 1	5- 0	2- 0			
1- 1	0- 0	0- 0	NEUTRAL	0- 1	1- 0	1- 0			
9- 6	0- 2	0- 0	CONFERENCE	1- 2	8- 2	5- 1			
4- 3	0- 1	0- 0	HOME	1- 1	3- 1	1- 1			
5- 3	0- 1	0- 0	AWAY	0- 1	5- 1	4- 0			
0- 0	0- 0	0- 0	NEUTRAL	0- 0	0- 0	0- 0			

RPI	S	Opponent	Score	RPI	S	Opponent	Score	RPI	S	Opponent	Score	RPI	S	Opponent	Score	Team's RPI: 111
12	A	Green Bay	29 52	29	H	Marquette	68 83	54	N	Houston	59 74	110	A	Western Ill.	77 67	
12	H	Green Bay	36 65					76	H	IUPUI	68 70	119	A	Cleveland St.	69 63	
								79	A	Drake	73 77	119	H	Cleveland St.	79 72	
								99	A	Wright St.	51 56	179	A	Youngstown St.	85 86	
								99	H	Wright St.	59 53	179	H	Youngstown St.	62 61	
												187	A	Wisconsin	67 64	
												188	A	Northwestern	66 57	
												206	N	CSUN	58 50	
												221	A	Oakland	74 62	
												241	A	Northern Ky.	52 49	
												241	H	Northern Ky.	57 60	
												251	H	Illinois St.	61 59	
												275	H	North Dakota St.	74 38	
												313	H	Loyola Chicago	63 41	
												319	A	Detroit Mercy	70 61	
												331	A	Fort Wayne	60 48	
												332	A	Ill. -Chicago	76 53	
												332	H	Ill. -Chicago	59 44	
												345	A	Chicago St.	84 59	

LAST 12 Division I GAMES:																
119	A	Cleveland St.	69 63	76	H	IUPUI	68 70	319	A	Detroit Mercy	70 61					
179	A	Youngstown St.	85 86	221	A	Oakland	74 62	332	A	Ill. -Chicago	76 53					
12	H	Green Bay	36 65	179	H	Youngstown St.	62 61	119	H	Cleveland St.	79 72					
241	H	Northern Ky.	57 60													
99	H	Wright St.	59 53													
332	H	Ill. -Chicago	59 44													

Non-Div I Games:

Milwaukee

Average RPI	Win:	150	WON-LOST	WINNING	LAST 10	STRENGTH OF	OPP. STRENGTH	TEAM	ADJ.	CONF.	ADJ CONF.
Average RPI	Loss:	67	RECORD	PCT. RANK	GAMES	SCHEDULE	OF SCHEDULE	RPI	RPI	RPI	RPI
DIV. I ONLY		20- 6	38	8- 2	133	33	40	40	3	3	
DIV. I NON-CONF.		11- 2	22	0- 0	300	67	74	74	4	4	

TOTALS	RPI 1-25		RPI 26-50		W-L RECORDS	RPI 51-100		RPI 101-999		RPI 201+	
20- 6	1- 3		2- 0		OVERALL	5- 1		12- 2		6- 0	
12- 1	1- 0		1- 0		HOME	2- 1		8- 0		5- 0	
7- 5	0- 3		1- 0		AWAY	2- 0		4- 2		1- 0	
1- 0	0- 0		0- 0		NEUTRAL	1- 0		0- 0		0- 0	
11- 2	0- 0		0- 0		NON-CONFERENCE	2- 0		9- 2		6- 0	
7- 0	0- 0		0- 0		HOME	0- 0		7- 0		5- 0	
3- 2	0- 0		0- 0		AWAY	1- 0		2- 2		1- 0	
1- 0	0- 0		0- 0		NEUTRAL	1- 0		0- 0		0- 0	
9- 4	1- 3		2- 0		CONFERENCE	3- 1		3- 0		0- 0	
5- 1	1- 0		1- 0		HOME	2- 1		1- 0		0- 0	
4- 3	0- 3		1- 0		AWAY	1- 0		2- 0		0- 0	
0- 0	0- 0		0- 0		NEUTRAL	0- 0		0- 0		0- 0	

RPI	S	Opponent	Score	RPI	S	Opponent	Score	Team's RPI: 40	RPI	S	Opponent	Score	RPI	S	Opponent	Score
7	A	Ohio St.	75 91	41	A	Purdue	78 74		59	H	Michigan St.	83 77	105	A	North Carolina	83 88
18	A	Iowa	84 92	46	H	Michigan	93 87		65	H	Nebraska	74 79	116	A	Georgetown	73 63
18	H	Iowa	77 72						83	A	Penn St.	91 71	161	H	Cal Poly	112 68
22	A	Rutgers	70 80						83	H	Penn St.	101 68	184	A	San Diego	69 72
									94	A	UNLV	79 72	187	A	Wisconsin	71 61
									98	N	Wake Forest	93 81	187	H	Wisconsin	90 65
													188	A	Northwestern	90 63
													190	H	Lehigh	107 73
													202	H	Boston College	78 68
													204	H	Eastern Mich.	80 56
													214	H	Xavier	74 62
													229	H	UC Riverside	101 75
													281	H	VCU	108 63
													324	A	Rhode Island	82 60

LAST 12 Division I GAMES:																
46	H	Michigan	93 87	187	H	Wisconsin	90 65		22	A	Rutgers	70 80				
83	H	Penn St.	101 68	83	A	Penn St.	91 71		59	H	Michigan St.	83 77				
41	A	Purdue	78 74	7	A	Ohio St.	75 91		65	H	Nebraska	74 79				
18	A	Iowa	84 92													
187	A	Wisconsin	71 61													
18	H	Iowa	77 72													

Non-Div I Games:

Mi n n e s o t a

Average RPI	Win:	104	WON-LOST	WINNING	LAST 10	STRENGTH OF	OPP. STRENGTH	TEAM	ADJ.	CONF.	ADJ CONF.
Average RPI	Loss:	0	RECORD	PCT. RANK	GAMES	SCHEDULE	OF SCHEDULE	RPI	RPI	RPI	RPI
DIV. I ONLY		27- 0		1	10- 0	28	15	3	3	2	2
DIV. I NON-CONF.		14- 0		1	0- 0	44	31	4	4	2	2

TOTALS	RPI 1-25		RPI 26-50		W-L RECORDS	RPI 51-100		RPI 101-999		RPI 201+	
27- 0	5- 0		5- 0		OVERALL	5- 0		12- 0		4- 0	
14- 0	2- 0		1- 0		HOME	4- 0		7- 0		3- 0	
8- 0	2- 0		2- 0		AWAY	1- 0		3- 0		0- 0	
5- 0	1- 0		2- 0		NEUTRAL	0- 0		2- 0		1- 0	
14- 0	2- 0		3- 0		NON-CONFERENCE	3- 0		6- 0		4- 0	
8- 0	1- 0		1- 0		HOME	2- 0		4- 0		3- 0	
1- 0	0- 0		0- 0		AWAY	1- 0		0- 0		0- 0	
5- 0	1- 0		2- 0		NEUTRAL	0- 0		2- 0		1- 0	
13- 0	3- 0		2- 0		CONFERENCE	2- 0		6- 0		0- 0	
6- 0	1- 0		0- 0		HOME	2- 0		3- 0		0- 0	
7- 0	2- 0		2- 0		AWAY	0- 0		3- 0		0- 0	
0- 0	0- 0		0- 0		NEUTRAL	0- 0		0- 0		0- 0	

RPI	S	Opponent	Score	RPI	S	Opponent	Score	RPI	S	Opponent	Score	RPI	S	Opponent	Score
8	H	Oregon	90 79	26	A	LSU	83 70	53	H	Oklahoma St.	79 76	106	H	Little Rock	86 48
9	A	Tennessee	71 52	27	A	Georgia	86 62	81	H	Maine	83 43	108	H	Arkansas	111 69
12	N	Green Bay	67 46	30	H	Virginia	68 53	84	H	Alabama	75 61	127	A	Vanderbilt	95 50
14	H	South Carolina	67 53	31	N	Syracuse	76 65	94	A	UNLV	103 63	140	A	Ole Miss	69 49
16	A	Missouri	57 53	39	N	Arizona St.	65 57	97	H	Kentucky	74 55	140	H	Ole Miss	76 45
												156	A	Florida	98 50
												156	H	Florida	90 53
												175	N	Louisiana	94 37
												203	H	Southern Miss.	91 56
												215	N	Columbia	90 54
												315	H	Georgia St.	106 50
												338	H	Mississippi Val.	112 36

LAST 12 Division I GAMES:															
127	A	Vanderbilt	95 50	156	H	Florida	90 53	9	A	Tennessee	71 52	84	H	Alabama	75 61
97	H	Kentucky	74 55	9	A	Tennessee	71 52	84	H	Alabama	75 61	140	H	Ole Miss	76 45
156	A	Florida	98 50	84	H	Alabama	75 61	26	A	LSU	83 70	108	H	Arkansas	111 69
14	H	South Carolina	67 53	140	H	Ole Miss	76 45								
16	A	Missouri	57 53												
140	A	Ole Miss	69 49												

Non-Div I Games:

Mississippi St.

Average RPI Win:	308	WON-LOST	WINNING	LAST 10	STRENGTH OF	OPP. STRENGTH	TEAM	ADJ.	CONF.	ADJ CONF.
Average RPI Loss:	208	RECORD	PCT. RANK	GAMES	SCHEDULE	OF SCHEDULE	RPI	RPI	RPI	RPI
DIV. I ONLY	2- 24	342	2- 8	236	339	338	338	32	32	
DIV. I NON-CONF.	0- 12	337	0- 0	71	173	294	294	32	32	

TOTALS	RPI 1-25	RPI 26-50	W-L RECORDS	RPI 51-100	RPI 101-999	RPI 201+				
2- 24	0- 1	0- 2	OVERALL	0- 3	2- 18	2- 17				
1- 8	0- 0	0- 0	HOME	0- 0	1- 8	1- 8				
1- 11	0- 0	0- 0	AWAY	0- 0	1- 1	1- 1				
0- 5	0- 0	0- 1	NEUTRAL	0- 2	0- 2	0- 2				
0- 12	0- 1	0- 2	NON-CONFERENCE	0- 3	0- 6	0- 5				
0- 1	0- 0	0- 0	HOME	0- 0	0- 1	0- 1				
0- 6	0- 1	0- 1	AWAY	0- 1	0- 3	0- 2				
0- 5	0- 0	0- 1	NEUTRAL	0- 2	0- 2	0- 2				
2- 12	0- 0	0- 0	CONFERENCE	0- 0	2- 12	2- 12				
1- 7	0- 0	0- 0	HOME	0- 0	1- 7	1- 7				
1- 5	0- 0	0- 0	AWAY	0- 0	1- 5	1- 5				
0- 0	0- 0	0- 0	NEUTRAL	0- 0	0- 0	0- 0				

RPI 1-25				RPI 26-50				RPI 51-100				RPI 101+ Team's RPI: 338			
RPI	S	Opponent	Score	RPI	S	Opponent	Score	RPI	S	Opponent	Score	RPI	S	Opponent	Score
3	A	Mi ssi ssi ppi St.	36 112	38	N	Dayton	46 65	59	N	Mi chi gan St.	64 83	146	A	Col orado	48 85
				45	A	Western Ky.	48 87	79	N	Drake	60 96	203	A	Southern Mi ss.	69 84
								80	A	UAB	72 87	207	A	Southern U.	58 66
												207	H	Southern U.	54 70
												230	H	Grambl ing	62 64
												232	A	Texas Southern	39 55
												232	H	Texas Southern	53 72
												242	H	Ni chol l s St.	57 62
												261	A	Prai rie View	73 78
												280	N	Massachusetts	46 85
												294	N	UTSA	55 68
												295	A	Al abama St.	41 76
												295	H	Al abama St.	62 70
												297	A	Murray St.	63 64
												304	A	Al corn	62 61
												304	H	Al corn	70 76
												311	H	Jackson St.	72 61
												314	A	Al abama A&M	48 65
												314	H	Al abama A&M	49 57
												343	H	Ark. -Pi ne Bl uff	59 64

LAST 12 Di vi si on I GAMES:															
232	H	Texas Southern	53 72	311	H	Jackson St.	72 61								
207	A	Southern U.	58 66	261	A	Prai rie View	73 78								
304	A	Al corn	62 61	232	A	Texas Southern	39 55								
314	H	Al abama A&M	49 57	207	H	Southern U.	54 70								
295	H	Al abama St.	62 70	304	H	Al corn	70 76								
230	H	Grambl ing	62 64	314	A	Al abama A&M	48 65								

Non-Di v I Games:

Average RPI Win:	124	WON-LOST	WINNING	LAST 10	STRENGTH OF	OPP. STRENGTH	TEAM	ADJ.	CONF.	ADJ CONF.
Average RPI Loss:	23	RECORD	PCT. RANK	GAMES	SCHEDULE	OF SCHEDULE	RPI	RPI	RPI	RPI
DIV. I ONLY	21- 5	28	7- 3	33	24	16	16	2	2	
DIV. I NON-CONF.	12- 1	6	0- 0	81	42	15	15	2	2	

TOTALS	RPI 1-25	RPI 26-50	W-L RECORDS	RPI 51-100	RPI 101-999	RPI 201+				
21- 5	1- 2	1- 3	OVERALL	6- 0	13- 0	4- 0				
10- 2	1- 1	0- 1	HOME	3- 0	6- 0	2- 0				
7- 2	0- 1	1- 1	AWAY	1- 0	5- 0	0- 0				
4- 1	0- 0	0- 1	NEUTRAL	2- 0	2- 0	2- 0				
12- 1	0- 0	1- 1	NON-CONFERENCE	4- 0	7- 0	4- 0				
6- 0	0- 0	0- 0	HOME	2- 0	4- 0	2- 0				
2- 0	0- 0	1- 0	AWAY	0- 0	1- 0	0- 0				
4- 1	0- 0	0- 1	NEUTRAL	2- 0	2- 0	2- 0				
9- 4	1- 2	0- 2	CONFERENCE	2- 0	6- 0	0- 0				
4- 2	1- 1	0- 1	HOME	1- 0	2- 0	0- 0				
5- 2	0- 1	0- 1	AWAY	1- 0	4- 0	0- 0				
0- 0	0- 0	0- 0	NEUTRAL	0- 0	0- 0	0- 0				

RPI	S	Opponent	Score	RPI	S	Opponent	Score	RPI	S	Opponent	Score	RPI	S	Opponent	Score
3	H	Mississippi St.	53 57	26	H	LSU	65 69	51	N	Quinnipiac	66 51	102	A	Auburn	59 51
14	A	South Carolina	54 64	27	A	Georgia	50 62	58	N	Indiana	75 55	103	A	Missouri St.	69 59
14	H	South Carolina	83 74	34	A	California	55 52	84	A	Alabama	62 56	108	A	Arkansas	84 58
				45	N	Western Ky.	76 79	88	H	Kansas St.	73 59	108	H	Arkansas	88 54
								97	H	Kentucky	83 78	121	H	Saint Louis	70 58
								99	H	Wright St.	82 80	127	A	Vanderbilt	81 70
												140	A	Ole Miss	67 48
												153	H	SIUE	78 48
												156	H	Florida	66 64
												214	N	Xavier	74 48
												217	H	Illinois	72 55
												224	H	New Orleans	81 45
												300	N	Coppin St.	73 50

LAST 12 Division I GAMES:															
102	A	Auburn	59 51	27	A	Georgia	50 62	108	H	Arkansas	88 54				
108	A	Arkansas	84 58	140	A	Ole Miss	67 48	127	A	Vanderbilt	81 70				
97	H	Kentucky	83 78	14	H	South Carolina	83 74								
156	H	Florida	66 64	26	H	LSU	65 69								
3	H	Mississippi St.	53 57												
14	A	South Carolina	54 64												

Non-Div I Games:

Missouri

Average RPI Win:	241	WON-LOST	WINNING	LAST 10	STRENGTH OF	OPP. STRENGTH	TEAM	ADJ.	CONF.	ADJ CONF.
Average RPI Loss:	76	RECORD	PCT. RANK	GAMES	SCHEDULE	OF SCHEDULE	RPI	RPI	RPI	RPI
DIV. I ONLY	14- 10	130	8- 2	119	188	103	103	24	24	
DIV. I NON-CONF.	3- 7	254	0- 0	16	40	153	153	22	22	

TOTALS	RPI 1-25	RPI 26-50	W-L RECORDS	RPI 51-100	RPI 101-999	RPI 201+				
14- 10	0- 2	0- 1	OVERALL	0- 4	14- 3	9- 0				
8- 2	0- 1	0- 0	HOME	0- 1	8- 0	4- 0				
6- 6	0- 0	0- 1	AWAY	0- 2	6- 3	5- 0				
0- 2	0- 1	0- 0	NEUTRAL	0- 1	0- 0	0- 0				
3- 7	0- 2	0- 1	NON-CONFERENCE	0- 2	3- 2	0- 0				
3- 1	0- 1	0- 0	HOME	0- 0	3- 0	0- 0				
0- 4	0- 0	0- 1	AWAY	0- 1	0- 2	0- 0				
0- 2	0- 1	0- 0	NEUTRAL	0- 1	0- 0	0- 0				
11- 3	0- 0	0- 0	CONFERENCE	0- 2	11- 1	9- 0				
5- 1	0- 0	0- 0	HOME	0- 1	5- 0	4- 0				
6- 2	0- 0	0- 0	AWAY	0- 1	6- 1	5- 0				
0- 0	0- 0	0- 0	NEUTRAL	0- 0	0- 0	0- 0				

RPI 1-25				RPI 26-50				RPI 51-100				RPI 101+ Team's RPI: 103			
RPI	S	Opponent	Score	RPI	S	Opponent	Score	RPI	S	Opponent	Score	RPI	S	Opponent	Score
6	N	Bayl or	58 100	37	A	Bal l St.	58 70	73	N	Penn	60 65	106	A	Little Rock	51 63
16	H	Missouri	59 69					79	A	Drake	65 84	137	A	Wichita St.	58 72
								79	H	Drake	68 80	137	H	Wichita St.	94 71
								84	A	Alabama	61 65	147	A	Southern Ill.	69 71
												150	A	UNI	57 52
												150	H	UNI	62 52
												186	H	Oral Roberts	76 66
												188	H	Northwestern	90 59
												251	A	Illinois St.	56 50
												251	H	Illinois St.	75 58
												257	A	Bradley	71 65
												257	H	Bradley	74 54
												277	A	Indiana St.	77 63
												293	H	Valparaiso	83 60
												313	A	Loyola Chicago	69 58
												313	H	Loyola Chicago	75 36
												349	A	Evansville	95 65

LAST 12 Division I GAMES:															
313	A	Loyola Chicago	69 58	313	H	Loyola Chicago	75 36	293	H	Valparaiso	83 60				
251	H	Illinois St.	75 58	257	A	Bradley	71 65	251	A	Illinois St.	56 50				
257	H	Bradley	74 54	150	H	UNI	62 52	79	A	Drake	65 84				
79	A	Drake	65 84	147	A	Southern Ill.	69 71	150	A	UNI	57 52				
150	A	UNI	57 52					79	H	Drake	68 80				
147	A	Southern Ill.	69 71												

Non-Div I Games: Central Mo. 62 36

Missouri St.

Monmouth

M
o
n
m
o
u
t
h

Monmouth

Average RPI Win: 254	WON-LOST RECORD	WINNING PCT. RANK	LAST 10 GAMES	STRENGTH OF SCHEDULE	OPP. STRENGTH OF SCHEDULE	TEAM RPI	ADJ. RPI	CONF. RPI	ADJ CONF. RPI
Average RPI Loss: 135									
DIV. I ONLY	11- 14	208	4- 6	267	144	249	249	19	19
DIV. I NON-CONF.	3- 7	254	0- 0	125	250	268	268	14	14

TOTALS	RPI 1-25	RPI 26-50	W-L RECORDS	RPI 51-100	RPI 101-999	RPI 201+			
11- 14	0- 0	0- 4	OVERALL	0- 2	11- 8	7- 4			
8- 6	0- 0	0- 2	HOME	0- 1	8- 3	5- 1			
3- 6	0- 0	0- 1	AWAY	0- 1	3- 4	2- 2			
0- 2	0- 0	0- 1	NEUTRAL	0- 0	0- 1	0- 1			
3- 7	0- 0	0- 2	NON-CONFERENCE	0- 2	3- 3	2- 2			
3- 3	0- 0	0- 1	HOME	0- 1	3- 1	2- 1			
0- 2	0- 0	0- 0	AWAY	0- 1	0- 1	0- 0			
0- 2	0- 0	0- 1	NEUTRAL	0- 0	0- 1	0- 1			
8- 7	0- 0	0- 2	CONFERENCE	0- 0	8- 5	5- 2			
5- 3	0- 0	0- 1	HOME	0- 0	5- 2	3- 0			
3- 4	0- 0	0- 1	AWAY	0- 0	3- 3	2- 2			
0- 0	0- 0	0- 0	NEUTRAL	0- 0	0- 0	0- 0			

RPI S Opponent	Score	RPI S Opponent	Score	RPI S Opponent	Score	RPI S Opponent	Score
		29 N Marquette	68 87	74 A Wyoming	62 67	126 H SFA	60 52
		36 A Northern Colo.	50 68	97 H Kentucky	54 71	128 A Portland St.	53 70
		36 H Northern Colo.	58 64			128 H Portland St.	69 53
		46 H Gonzaga	55 70			129 A Fresno St.	58 61
						131 H Idaho	56 67
						173 H Eastern Wash.	72 75
						176 A North Dakota	54 43
						176 H North Dakota	53 51
						220 H Seattle U	64 78
						233 A Montana St.	64 81
						277 N Indiana St.	45 57
						278 A Sacramento St.	64 79
						278 H Sacramento St.	68 59
						312 A Northern Ariz.	69 52
						312 H Northern Ariz.	70 62
						321 H Long Beach St.	67 60
						322 A Southern Utah	74 65
						322 H Southern Utah	81 71
						325 H Cal St. Fullerton	68 47
LAST 12 Division I GAMES:							
131 H Idaho	56 67	312 A Northern Ariz.	69 52				
173 H Eastern Wash.	72 75	322 A Southern Utah	74 65				
278 A Sacramento St.	64 79	233 A Montana St.	64 81				
128 A Portland St.	53 70	128 H Portland St.	69 53				
176 H North Dakota	53 51	278 H Sacramento St.	68 59				
36 H Northern Colo.	58 64	36 A Northern Colo.	50 68				

Non-Div I Games: Rocky Mountain 54 38

Montana

Average RPI Win:	247	WON-LOST	WINNING	LAST 10	STRENGTH OF	OPP. STRENGTH	TEAM	ADJ.	CONF.	ADJ CONF.
Average RPI Loss:	150	RECORD	PCT. RANK	GAMES	SCHEDULE	OF SCHEDULE	RPI	RPI	RPI	RPI
DIV. I ONLY	12- 12	175	6- 4	318	128	233	233	19	19	
DIV. I NON-CONF.	4- 5	202	0- 0	243	219	201	201	14	14	

TOTALS	RPI 1-25	RPI 26-50	W-L RECORDS	RPI 51-100	RPI 101-999	RPI 201+				
12- 12	0- 0	0- 3	OVERALL	1- 0	11- 9	8- 4				
8- 3	0- 0	0- 1	HOME	1- 0	7- 2	4- 0				
3- 8	0- 0	0- 2	AWAY	0- 0	3- 6	3- 3				
1- 1	0- 0	0- 0	NEUTRAL	0- 0	1- 1	1- 1				
4- 5	0- 0	0- 1	NON-CONFERENCE	1- 0	3- 4	2- 3				
2- 0	0- 0	0- 0	HOME	1- 0	1- 0	0- 0				
1- 4	0- 0	0- 1	AWAY	0- 0	1- 3	1- 2				
1- 1	0- 0	0- 0	NEUTRAL	0- 0	1- 1	1- 1				
8- 7	0- 0	0- 2	CONFERENCE	0- 0	8- 5	6- 1				
6- 3	0- 0	0- 1	HOME	0- 0	6- 2	4- 0				
2- 4	0- 0	0- 1	AWAY	0- 0	2- 3	2- 1				
0- 0	0- 0	0- 0	NEUTRAL	0- 0	0- 0	0- 0				

RPI	S	Opponent	Score	RPI	S	Opponent	Score	RPI	S	Opponent	Score	RPI	S	Opponent	Score	Team's RPI: 233
36	A	Northern Colo.	69 82	74	H	Wyoming	50 46	126	H	SFA	59 54	128	A	Portland St.	53 62	
36	H	Northern Colo.	63 78					128	H	Portland St.	60 69	131	H	Idaho	77 95	
48	A	Southern California	47 98					143	A	BYU	54 75	173	H	Eastern Wash.	77 74	
								176	A	North Dakota	70 79	176	H	North Dakota	72 56	
								208	N	Nevada	53 67	238	A	Omaha	53 64	
								247	A	Hawaii	75 81	249	H	Montana	81 64	
								278	A	Sacramento St.	77 88	278	H	Sacramento St.	85 50	
								296	N	Utah St.	64 52	312	A	Northern Ariz.	78 56	
								312	H	Northern Ariz.	81 39	321	A	Long Beach St.	62 51	
								322	A	Southern Utah	63 57	322	H	Southern Utah	91 71	

LAST 12 Division I GAMES:																
173	H	Eastern Wash.	77 74	322	A	Southern Utah	63 57									
131	H	Idaho	77 95	312	A	Northern Ariz.	78 56									
128	A	Portland St.	53 62	249	H	Montana	81 64									
278	A	Sacramento St.	77 88	278	H	Sacramento St.	85 50									
36	H	Northern Colo.	63 78	128	H	Portland St.	60 69									
176	H	North Dakota	72 56	176	A	North Dakota	70 79									

Non-Div I Games: Mont. St. Billings 67 47 Providence (MT) 66 31

Montana St.

Average RPI Win:	277	WON-LOST	WINNING	LAST 10	STRENGTH OF	OPP. STRENGTH	TEAM	ADJ.	CONF.	ADJ CONF.
Average RPI Loss:	159	RECORD	PCT. RANK	GAMES	SCHEDULE	OF SCHEDULE	RPI	RPI	RPI	RPI
DIV. I ONLY	17- 10	99	6- 4	328	283	195	195	25	25	
DIV. I NON-CONF.	7- 4	102	0- 0	335	289	220	220	27	27	
<hr/>										
TOTALS	RPI 1-25	RPI 26-50	W-L RECORDS	RPI 51-100	RPI 101-999	RPI 201+				
17- 10	0- 0	0- 0	OVERALL	0- 4	17- 6	15- 3				
6- 5	0- 0	0- 0	HOME	0- 1	6- 4	5- 2				
11- 5	0- 0	0- 0	AWAY	0- 0	11- 0	10- 0				
0- 0	0- 0	0- 0	NEUTRAL	0- 0	0- 0	0- 0				
7- 4	0- 0	0- 0	NON-CONFERENCE	0- 2	7- 2	6- 2				
2- 2	0- 0	0- 0	HOME	0- 0	2- 2	1- 2				
5- 2	0- 0	0- 0	AWAY	0- 2	5- 0	5- 0				
0- 0	0- 0	0- 0	NEUTRAL	0- 0	0- 0	0- 0				
10- 6	0- 0	0- 0	CONFERENCE	0- 2	10- 4	9- 1				
4- 3	0- 0	0- 0	HOME	0- 1	4- 2	4- 0				
6- 3	0- 0	0- 0	AWAY	0- 1	6- 2	5- 1				
0- 0	0- 0	0- 0	NEUTRAL	0- 0	0- 0	0- 0				

RPI 1-25				RPI 26-50				RPI 51-100				RPI 101+				Team's RPI: 195
RPI	S	Opponent	Score	RPI	S	Opponent	Score	RPI	S	Opponent	Score	RPI	S	Opponent	Score	
								66	A	West Virginia	56 66	147	H	Southern Ill.	85 81	
								69	A	Belmont	56 80	153	H	SIUE	51 66	
								69	H	Belmont	62 83	180	A	Jacksonville St.	64 70	
								97	A	Kentucky	53 86	180	H	Jacksonville St.	65 67	
												191	A	UT Martin	81 76	
												219	H	Gardner-Webb	60 68	
												222	A	Southeast Mo. St.	59 56	
												222	H	Southeast Mo. St.	60 58	
												243	A	Austin Peay	66 59	
												254	H	North Florida	56 61	
												258	A	Lipscomb	75 55	
												267	A	St. Francis Brooklyn	73 59	
												278	H	Sacramento St.	75 71	
												285	A	Canisius	76 52	
												297	A	Murray St.	82 80	
												303	A	Eastern Ky.	56 59	
												305	A	Tennessee Tech	74 67	
												305	H	Tennessee Tech	53 51	
												328	A	Tennessee St.	71 69	
												328	H	Tennessee St.	97 81	
												345	A	Chicago St.	79 40	
												346	H	Eastern Ill.	89 81	
												349	A	Evansville	82 75	
<hr/>																
LAST 12 Division I GAMES:																
				69	A	Belmont	56 80	243	A	Austin Peay	66 59					
				328	A	Tennessee St.	71 69	297	A	Murray St.	82 80					
				303	A	Eastern Ky.	56 59	305	H	Tennessee Tech	53 51					
				222	H	Southeast Mo. St.	60 58	180	H	Jacksonville St.	65 67					
				69	H	Belmont	62 83	191	A	UT Martin	81 76					
				328	H	Tennessee St.	97 81	222	A	Southeast Mo. St.	59 56					

Non-Div I Games: Brescia 120 41 Ky. Christian 115 39

Morehead St.

Average RPI Win:	310	WON-LOST	WINNING	LAST 10	STRENGTH OF	OPP. STRENGTH	TEAM	ADJ.	CONF.	ADJ CONF.
Average RPI Loss:	183	RECORD	PCT. RANK	GAMES	SCHEDULE	OF SCHEDULE	RPI	RPI	RPI	RPI
DIV. I ONLY	12- 11	160	5- 5	346	307	260	260	30	30	
DIV. I NON-CONF.	5- 6	187	0- 0	261	189	199	199	30	30	

TOTALS	RPI 1-25	RPI 26-50	W-L RECORDS	RPI 51-100	RPI 101-999	RPI 201+				
12- 11	0- 1	0- 2	OVERALL	0- 1	12- 7	12- 6				
7- 2	0- 0	0- 0	HOME	0- 0	7- 2	7- 2				
5- 8	0- 0	0- 0	AWAY	0- 0	5- 0	5- 0				
0- 1	0- 1	0- 0	NEUTRAL	0- 0	0- 0	0- 0				
5- 6	0- 1	0- 2	NON-CONFERENCE	0- 1	5- 2	5- 1				
3- 0	0- 0	0- 0	HOME	0- 0	3- 0	3- 0				
2- 5	0- 0	0- 2	AWAY	0- 1	2- 2	2- 1				
0- 1	0- 1	0- 0	NEUTRAL	0- 0	0- 0	0- 0				
7- 5	0- 0	0- 0	CONFERENCE	0- 0	7- 5	7- 5				
4- 2	0- 0	0- 0	HOME	0- 0	4- 2	4- 2				
3- 3	0- 0	0- 0	AWAY	0- 0	3- 3	3- 3				
0- 0	0- 0	0- 0	NEUTRAL	0- 0	0- 0	0- 0				

RPI 1-25				RPI 26-50				RPI 51-100				RPI 101+				Team's RPI: 260
RPI	S	Opponent	Score	RPI	S	Opponent	Score	RPI	S	Opponent	Score	RPI	S	Opponent	Score	
18	N	Iowa	46 90	31	A	Syracuse	68 95	66	A	West Virginia	41 84	121	A	Colorado St.	44 60	
				38	A	Dayton	52 88					211	A	N. C. A&T	60 67	
												213	A	Norfolk St.	55 53	
												248	H	Howard	61 68	
												271	H	UMES	63 50	
												287	A	Central Conn. St.	61 41	
												288	H	Mt. St. Mary's	75 67	
												300	A	Coppin St.	53 55	
												302	H	FIU	62 51	
												317	H	South Carolina St.	65 55	
												318	A	Marshall	68 73	
												333	A	N. C. Central	57 60	
												334	H	Delaware St.	54 62	
												338	H	NJIT	55 43	
												340	A	Florida A&M	59 44	
												340	H	Florida A&M	61 56	
												342	A	Savannah St.	70 41	
												342	H	Savannah St.	73 67	
												344	A	UMass Lowell	65 59	

LAST 12 Division I GAMES:																
340	A	Florida A&M	59 44	300	A	Coppin St.	53 55									
342	A	Savannah St.	70 41	333	A	N. C. Central	57 60									
248	H	Howard	61 68	211	A	N. C. A&T	60 67									
213	A	Norfolk St.	55 53	342	H	Savannah St.	73 67									
317	H	South Carolina St.	65 55	340	H	Florida A&M	61 56									
334	H	Delaware St.	54 62	271	H	UMES	63 50									

Non-Div I Games: Cheyney 123 53 Lincoln (PA) 60 41

Morgan St.

Loss, Non-Conf, S Site, H Home A Away N Neutral

Average RPI Win:	281	WON-LOST	WINNING	LAST 10	STRENGTH OF	OPP. STRENGTH	TEAM	ADJ.	CONF.	ADJ CONF.
Average RPI Loss:	216	RECORD	PCT. RANK	GAMES	SCHEDULE	OF SCHEDULE	RPI	RPI	RPI	RPI
DIV. I ONLY	8- 17	267	2- 8	284	326	288	288	29	29	
DIV. I NON-CONF.	3- 8	268	0- 0	216	240	257	257	29	29	

TOTALS	RPI 1-25	RPI 26-50	W-L RECORDS	RPI 51-100	RPI 101-999	RPI 201+				
8- 17	0- 2	0- 0	OVERALL	0- 0	8- 15	8- 12				
4- 6	0- 0	0- 0	HOME	0- 0	4- 6	4- 5				
4- 11	0- 0	0- 0	AWAY	0- 0	4- 0	4- 0				
0- 0	0- 0	0- 0	NEUTRAL	0- 0	0- 0	0- 0				
3- 8	0- 2	0- 0	NON-CONFERENCE	0- 0	3- 6	3- 5				
2- 1	0- 0	0- 0	HOME	0- 0	2- 1	2- 1				
1- 7	0- 2	0- 0	AWAY	0- 0	1- 5	1- 4				
0- 0	0- 0	0- 0	NEUTRAL	0- 0	0- 0	0- 0				
5- 9	0- 0	0- 0	CONFERENCE	0- 0	5- 9	5- 7				
2- 5	0- 0	0- 0	HOME	0- 0	2- 5	2- 4				
3- 4	0- 0	0- 0	AWAY	0- 0	3- 4	3- 3				
0- 0	0- 0	0- 0	NEUTRAL	0- 0	0- 0	0- 0				

RPI 1-25				RPI 26-50				RPI 51-100				RPI 101+ Team's RPI: 288			
RPI	S	Opponent	Score	RPI	S	Opponent	Score	RPI	S	Opponent	Score	RPI	S	Opponent	Score
2	A	Notre Dame	65 121									130	A	Saint Francis (PA)	88 92
20	A	Maryland	57 97									139	H	Robert Morris	68 77
												190	A	Lehigh	71 75
												214	A	Xavier	45 66
												219	H	Gardner-Webb	67 75
												246	H	Loyola Maryland	71 63
												256	A	Fairfield	65 76
												260	A	Morgan St.	67 75
												267	A	St. Francis Brooklyn	73 82
												267	H	St. Francis Brooklyn	56 75
												269	A	Fairleigh Dickinson	55 53
												269	H	Fairleigh Dickinson	55 52
												271	A	UMES	66 63
												273	A	Sacred Heart	44 56
												273	H	Sacred Heart	52 82
												284	H	Rider	82 78
												287	A	Central Conn. St.	68 56
												289	A	LIU Brooklyn	48 53
												289	H	LIU Brooklyn	59 61
												290	A	Bryant	68 63
												290	H	Bryant	64 67
												300	A	Coppin St.	54 68
												330	H	Wagner	79 56
LAST 12 Division I GAMES:															
290	H	Bryant	64 67	139	H	Robert Morris	68 77								
273	A	Sacred Heart	44 56	130	A	Saint Francis (PA)	88 92								
269	A	Fairleigh Dickinson	55 53	289	A	LIU Brooklyn	48 53								
267	H	St. Francis Brooklyn	56 75	267	A	St. Francis Brooklyn	73 82								
289	H	LIU Brooklyn	59 61	269	H	Fairleigh Dickinson	55 52								
330	H	Wagner	79 56	273	H	Sacred Heart	52 82								

Non-Div I Games:

Mt. St. Mary's

Average RPI Win:	293	WON-LOST	WINNING	LAST 10	STRENGTH OF	OPP. STRENGTH	TEAM	ADJ.	CONF.	ADJ CONF.
Average RPI Loss:	176	RECORD	PCT. RANK	GAMES	SCHEDULE	OF SCHEDULE	RPI	RPI	RPI	RPI
DIV. I ONLY	9- 17	255	4- 6	307	262	297	297	25	25	
DIV. I NON-CONF.	3- 7	254	0- 0	315	209	303	303	27	27	

TOTALS	RPI 1-25	RPI 26-50	W-L RECORDS	RPI 51-100	RPI 101-999	RPI 201+				
9- 17	0- 1	0- 0	OVERALL	0- 2	9- 14	9- 5				
6- 7	0- 0	0- 0	HOME	0- 0	6- 7	6- 1				
3- 10	0- 1	0- 0	AWAY	0- 2	3- 7	3- 4				
0- 0	0- 0	0- 0	NEUTRAL	0- 0	0- 0	0- 0				
3- 7	0- 1	0- 0	NON-CONFERENCE	0- 1	3- 5	3- 3				
2- 2	0- 0	0- 0	HOME	0- 0	2- 2	2- 0				
1- 5	0- 1	0- 0	AWAY	0- 1	1- 3	1- 3				
0- 0	0- 0	0- 0	NEUTRAL	0- 0	0- 0	0- 0				
6- 10	0- 0	0- 0	CONFERENCE	0- 1	6- 9	6- 2				
4- 5	0- 0	0- 0	HOME	0- 0	4- 5	4- 1				
2- 5	0- 0	0- 0	AWAY	0- 1	2- 4	2- 1				
0- 0	0- 0	0- 0	NEUTRAL	0- 0	0- 0	0- 0				

RPI 1-25				RPI 26-50				RPI 51-100				RPI 101+ Team's RPI: 297			
RPI	S	Opponent	Score	RPI	S	Opponent	Score	RPI	S	Opponent	Score	RPI	S	Opponent	Score
4	A	Louisville	51 115					69	A	Belmont	65 70	107	H	Butler	59 88
								84	A	Alabama	47 68	124	H	ETSU	68 96
												153	A	SIUE	68 77
												153	H	SIUE	70 75
												180	A	Jacksonville St.	65 97
												180	H	Jacksonville St.	55 59
												191	A	UT Martin	67 85
												191	H	UT Martin	80 97
												195	H	Morehead St.	80 82
												222	A	Southeast Mo. St.	70 80
												222	H	Southeast Mo. St.	74 85
												226	A	UNCG	63 52
												241	H	Northern Ky.	98 87
												243	H	Austin Peay	91 65
												258	A	Lipscomb	64 65
												303	H	Eastern Ky.	75 68
												305	A	Tennessee Tech	72 63
												305	H	Tennessee Tech	80 73
												314	A	Alabama A&M	54 71
												328	A	Tennessee St.	85 73
												338	H	Mississippi Val.	64 63
												346	H	Eastern Ill.	72 61
												349	A	Evansville	81 89

LAST 12 Division I GAMES:															
305	H	Tennessee Tech	80 73	303	H	Eastern Ky.	75 68								
180	H	Jacksonville St.	55 59	195	H	Morehead St.	80 82								
153	A	SIUE	68 77	328	A	Tennessee St.	85 73								
243	H	Austin Peay	91 65	69	A	Belmont	65 70								
191	A	UT Martin	67 85	305	A	Tennessee Tech	72 63								
222	A	Southeast Mo. St.	70 80	180	A	Jacksonville St.	65 97								

Non-Div I Games: Bethel (TN) 81 76

Murray St.

Loss,
Non-Conf,
S Site,
H Home
A Away
N Neutral

Average RPI Win: 293
Average RPI Loss: 100

WON-LOST
RECORD

WINNING
PCT. RANK

LAST 10
GAMES

STRENGTH OF
SCHEDULE

OPP. STRENGTH
OF SCHEDULE

TEAM
RPI

ADJ.
RPI

CONF.
RPI

ADJ CONF.
RPI

DIV. I ONLY	14- 8	98	9- 1	325	247	211	211	30	30
DIV. I NON-CONF.	3- 7	254	0- 0	184	71	270	270	30	30
TOTALS	RPI 1-25	RPI 26-50	W-L RECORDS	RPI 51-100	RPI 101-999	RPI 201+			
14- 8	0- 0	0- 1	OVERALL	0- 4	14- 3	14- 0			
9- 3	0- 0	0- 1	HOME	0- 1	9- 1	9- 0			
5- 3	0- 0	0- 0	AWAY	0- 1	5- 2	5- 0			
0- 2	0- 0	0- 0	NEUTRAL	0- 2	0- 0	0- 0			
3- 7	0- 0	0- 1	NON-CONFERENCE	0- 4	3- 2	3- 0			
3- 2	0- 0	0- 1	HOME	0- 1	3- 0	3- 0			
0- 3	0- 0	0- 0	AWAY	0- 1	0- 2	0- 0			
0- 2	0- 0	0- 0	NEUTRAL	0- 2	0- 0	0- 0			
11- 1	0- 0	0- 0	CONFERENCE	0- 0	11- 1	11- 0			
6- 1	0- 0	0- 0	HOME	0- 0	6- 1	6- 0			
5- 0	0- 0	0- 0	AWAY	0- 0	5- 0	5- 0			
0- 0	0- 0	0- 0	NEUTRAL	0- 0	0- 0	0- 0			

RPI 1-25	RPI 26-50	RPI 51-100	RPI 101+	Team's RPI: 211
RPI S Opponent Score	RPI S Opponent Score	RPI S Opponent Score	RPI S Opponent Score	RPI S Opponent Score
	27 H Georgia 63 73	56 H El on 59 90	102 A Auburn 53 63	
		64 N Duquesne 60 73	191 A UT Martin 63 76	
		71 N Harvard 60 64	200 H Hampton 51 63	
		86 A Ohio 65 72	213 H Norfolk St. 53 51	
			248 A Howard 76 68	
			248 H Howard 91 53	
			260 H Morgan St. 67 60	
			270 H Appal achian St. 81 56	
			271 A UMES 57 45	
			300 H Coppin St. 64 63	
			306 H Western Caro. 68 59	
			317 A South Carolina St. 74 54	
			329 H Ga. Southern 60 49	
			333 H N. C. Central 67 54	
			334 A Delaware St. 66 48	
			334 H Delaware St. 75 55	
			342 A Savannah St. 69 44	
LAST 12 Division I GAMES:				
	248 H Howard 91 53	333 H N. C. Central 67 54		
	342 A Savannah St. 69 44	248 A Howard 76 68		
	317 A South Carolina St. 74 54	271 A UMES 57 45		
	200 H Hampton 51 63	300 H Coppin St. 64 63		
	334 H Delaware St. 75 55	260 H Morgan St. 67 60		
	213 H Norfolk St. 53 51	334 A Delaware St. 66 48		

Non-Div I Games: Saint Augustine's 94 42 St. Andrews 90 40

N. C. A&T

Loss, Non-Conf, S Site, H Home A Away N Neutral

Average RPI Win:	315	WON-LOST	WINNING	LAST 10	STRENGTH OF	OPP. STRENGTH	TEAM	ADJ.	CONF.	ADJ CONF.
Average RPI Loss:	213	RECORD	PCT. RANK	GAMES	SCHEDULE	OF SCHEDULE	RPI	RPI	RPI	RPI
DIV. I ONLY	5- 19	311	3- 7	317	327	333	333	30	30	
DIV. I NON-CONF.	1- 11	331	0- 0	278	296	341	341	30	30	

TOTALS	RPI 1-25	RPI 26-50	W-L RECORDS	RPI 51-100	RPI 101-999	RPI 201+				
5- 19	0- 0	0- 1	OVERALL	0- 1	5- 17	5- 12				
4- 5	0- 0	0- 1	HOME	0- 0	4- 4	4- 3				
1- 14	0- 0	0- 0	AWAY	0- 1	1- 13	1- 9				
0- 0	0- 0	0- 0	NEUTRAL	0- 0	0- 0	0- 0				
1- 11	0- 0	0- 1	NON-CONFERENCE	0- 1	1- 9	1- 6				
1- 2	0- 0	0- 1	HOME	0- 0	1- 1	1- 1				
0- 9	0- 0	0- 0	AWAY	0- 1	0- 8	0- 5				
0- 0	0- 0	0- 0	NEUTRAL	0- 0	0- 0	0- 0				
4- 8	0- 0	0- 0	CONFERENCE	0- 0	4- 8	4- 6				
3- 3	0- 0	0- 0	HOME	0- 0	3- 3	3- 2				
1- 5	0- 0	0- 0	AWAY	0- 0	1- 5	1- 4				
0- 0	0- 0	0- 0	NEUTRAL	0- 0	0- 0	0- 0				

RPI 1-25	RPI 26-50	RPI 51-100	RPI 101+	Team's RPI: 333
RPI S Opponent Score	RPI S Opponent Score	RPI S Opponent Score	RPI S Opponent Score	Score
	43 H Oregon St. 44 97	56 A El on 50 78	112 A Iowa St. 58 99	
			120 A Bethune-Cookman 47 57	
			121 A Colorado St. 48 85	
			199 A East Carol ina 61 73	
			200 H Hampton 53 62	
			211 A N. C. A&T 54 67	
			213 H Norfolk St. 60 75	
			248 A Howard 54 69	
			255 A Coastal Caro. 65 68	
			260 H Morgan St. 60 57	
			262 H Campbel l 51 58	
			264 A UNCW 63 89	
			271 A UMES 73 84	
			271 H UMES 69 80	
			272 A Presbyteri an 60 69	
			286 A USC Upstate 61 66	
			298 A Wofford 56 77	
			300 H Coppin St. 60 52	
			334 A Delaware St. 74 67	
			334 H Delaware St. 76 60	
			340 A Florida A&M 81 84	
			347 H Longwood 87 75	
LAST 12 Division I GAMES:				
271 H UMES 69 80	271 A UMES 73 84			
120 A Bethune-Cookman 47 57	248 A Howard 54 69			
340 A Florida A&M 81 84	260 H Morgan St. 60 57			
334 H Delaware St. 76 60	300 H Coppin St. 60 52			
200 H Hampton 53 62	213 H Norfolk St. 60 75			
211 A N. C. A&T 54 67	334 A Delaware St. 74 67			

Non-Div I Games: Johnson & Wales (NC) 8 51

N. C. Central

N
C
S
t
a
t
e

NC State				Through Games Of Feb. 17, 2018											
Average RPI	Win:	117	WON-LOST	WINNING	LAST 10	STRENGTH OF	OPP. STRENGTH	TEAM	ADJ.	CONF.	ADJ CONF.				
Average RPI	Loss:	26	RECORD	PCT. RANK	GAMES	SCHEDULE	OF SCHEDULE	RPI	RPI	RPI	RPI				
DIV. I ONLY	20- 6	38	8- 2	23	10	19	19	1	1						
DIV. I NON-CONF.	11- 2	22	0- 0	80	35	23	23	1	1						

TOTALS	RPI 1-25		RPI 26-50		W-L RECORDS	RPI 51-100		RPI 101-999		RPI 201+					
20- 6	1- 3		1- 3		OVERALL	7- 0		11- 0		3- 0					
13- 2	1- 1		1- 1		HOME	4- 0		7- 0		2- 0					
6- 3	0- 2		0- 1		AWAY	2- 0		4- 0		1- 0					
1- 1	0- 0		0- 1		NEUTRAL	1- 0		0- 0		0- 0					
11- 2	0- 1		0- 1		NON-CONFERENCE	4- 0		7- 0		2- 0					
8- 0	0- 0		0- 0		HOME	3- 0		5- 0		1- 0					
2- 1	0- 1		0- 0		AWAY	0- 0		2- 0		1- 0					
1- 1	0- 0		0- 1		NEUTRAL	1- 0		0- 0		0- 0					
9- 4	1- 2		1- 2		CONFERENCE	3- 0		4- 0		1- 0					
5- 2	1- 1		1- 1		HOME	1- 0		2- 0		1- 0					
4- 2	0- 1		0- 1		AWAY	2- 0		2- 0		0- 0					
0- 0	0- 0		0- 0		NEUTRAL	0- 0		0- 0		0- 0					

RPI 1-25 Team's RPI: 19				RPI 26-50				RPI 51-100				RPI 101+			
RPI	S	Opponent	Score	RPI	S	Opponent	Score	RPI	S	Opponent	Score	RPI	S	Opponent	Score
4	H	Louisville	47 55	30	H	Virginia	63 73	56	H	Elon	70 57	105	A	North Carolina	66 53
5	H	Florida St.	65 56	31	H	Syracuse	60 56	62	H	Georgia Tech	56 43	105	H	North Carolina	73 54
17	A	Duke	56 69	32	N	South Dakota St.	67 75	72	A	Virginia Tech	68 51	116	H	Georgetown	63 49
22	A	Rutgers	53 57	49	A	Miami (FL)	48 52	84	N	Alabama	68 49	124	H	ETSU	70 58
								93	H	Jacksonville	64 44	127	A	Vanderbilt	83 72
								98	A	Wake Forest	82 68	135	A	Clemson	62 41
								100	H	Tulane	79 55	144	H	South Ala.	71 50
												177	H	Davidson	73 49
												202	H	Boston College	72 54
												223	H	UNC Asheville	87 55
												274	A	Old Dominion	73 56

LAST 12 Division I GAMES:															
105 H North Carolina 73 54				105 A North Carolina 66 53				31 H Syracuse 60 56				62 H Georgia Tech 56 43			
49 A Miami (FL) 48 52				30 H Virginia 63 73				17 A Duke 56 69				30 H Virginia 63 73			
202 H Boston College 72 54				49 A Miami (FL) 48 52				4 H Louisville 47 55							
5 H Florida St. 65 56				202 H Boston College 72 54											
135 A Clemson 62 41				5 H Florida St. 65 56											
98 A Wake Forest 82 68				135 A Clemson 62 41											
				98 A Wake Forest 82 68											

N
C
S
t
a
t
e

Non-Div I Games:

NC State

N
J
I
TN
J
I
T

NJIT

Average RPI Win: 227

Average RPI Loss: 127

WON-LOST
RECORDWINNING
PCT. RANKLAST 10
GAMESSTRENGTH OF
SCHEDULEOPP. STRENGTH
OF SCHEDULETEAM
RPIADJ.
RPICONF.
RPIADJ CONF.
RPI

DIV. I ONLY	11- 13	206	3- 7	162	126	208	208	16	16
DIV. I NON-CONF.	6- 4	122	0- 0	146	104	139	139	13	13

TOTALS	RPI 1-25	RPI 26-50	W-L RECORDS	RPI 51-100	RPI 101-999	RPI 201+			
11- 13	0- 1	0- 1	OVERALL	0- 5	11- 6	8- 3			
8- 5	0- 1	0- 0	HOME	0- 1	8- 3	6- 1			
2- 7	0- 0	0- 0	AWAY	0- 4	2- 3	1- 2			
1- 1	0- 0	0- 1	NEUTRAL	0- 0	1- 0	1- 0			
6- 4	0- 1	0- 1	NON-CONFERENCE	0- 1	6- 1	5- 1			
4- 2	0- 1	0- 0	HOME	0- 0	4- 1	3- 1			
1- 1	0- 0	0- 0	AWAY	0- 1	1- 0	1- 0			
1- 1	0- 0	0- 1	NEUTRAL	0- 0	1- 0	1- 0			
5- 9	0- 0	0- 0	CONFERENCE	0- 4	5- 5	3- 2			
4- 3	0- 0	0- 0	HOME	0- 1	4- 2	3- 0			
1- 6	0- 0	0- 0	AWAY	0- 3	1- 3	0- 2			
0- 0	0- 0	0- 0	NEUTRAL	0- 0	0- 0	0- 0			

RPI 1-25				RPI 26-50				RPI 51-100				RPI 101+ Team's RPI: 208			
RPI	S	Opponent	Score	RPI	S	Opponent	Score	RPI	S	Opponent	Score	RPI	S	Opponent	Score
1	H	UConn	57 88	43	N	Oregon St.	49 89	74	A	Wyoming	60 66	121	H	Colorado St.	59 65
								74	H	Wyoming	62 65	128	H	Portland St.	67 55
								89	A	New Mexico	68 72	129	A	Fresno St.	55 68
								94	A	UNLV	75 77	129	H	Fresno St.	90 73
								95	A	Utah	61 87	164	A	Boise St.	72 68
												164	H	Boise St.	55 63
												205	H	SMU	80 72
												220	A	Seattle U	74 65
												231	H	Pepperdine	72 77
												233	N	Montana St.	67 53
												244	A	San Diego St.	72 75
												250	H	San Jose St.	91 63
												278	H	Sacramento St.	95 68
												283	H	Santa Clara	52 41
												296	A	Utah St.	57 79
												296	H	Utah St.	85 78
												307	H	Air Force	70 60

LAST 12 Division I GAMES:															
296	H	Utah St.	85 78	74	H	Wyoming	62 65								
164	H	Boise St.	55 63	164	A	Boise St.	72 68								
244	A	San Diego St.	72 75	250	H	San Jose St.	91 63								
94	A	UNLV	75 77	296	A	Utah St.	57 79								
121	H	Colorado St.	59 65	307	H	Air Force	70 60								
129	A	Fresno St.	55 68	74	A	Wyoming	60 66								

Non-Div I Games: Stanislaus St. 81 60

Nevada

Average RPI Win:	240	WON-LOST	WINNING	LAST 10	STRENGTH OF	OPP. STRENGTH	TEAM	ADJ.	CONF.	ADJ CONF.
Average RPI Loss:	161	RECORD	PCT. RANK	GAMES	SCHEDULE	OF SCHEDULE	RPI	RPI	RPI	RPI
DIV. I ONLY	16- 11	124	4- 6	289	222	182	182	20	20	
DIV. I NON-CONF.	8- 4	87	0- 0	336	221	188	188	24	24	

TOTALS	RPI 1-25	RPI 26-50	W-L RECORDS	RPI 51-100	RPI 101-999	RPI 201+				
16- 11	0- 0	0- 0	OVERALL	1- 4	15- 7	10- 4				
8- 4	0- 0	0- 0	HOME	1- 1	7- 3	4- 1				
7- 6	0- 0	0- 0	AWAY	0- 3	7- 3	5- 2				
1- 1	0- 0	0- 0	NEUTRAL	0- 0	1- 1	1- 1				
8- 4	0- 0	0- 0	NON-CONFERENCE	0- 1	8- 3	6- 3				
4- 0	0- 0	0- 0	HOME	0- 0	4- 0	2- 0				
3- 3	0- 0	0- 0	AWAY	0- 1	3- 2	3- 2				
1- 1	0- 0	0- 0	NEUTRAL	0- 0	1- 1	1- 1				
8- 7	0- 0	0- 0	CONFERENCE	1- 3	7- 4	4- 1				
4- 4	0- 0	0- 0	HOME	1- 1	3- 3	2- 1				
4- 3	0- 0	0- 0	AWAY	0- 2	4- 1	2- 0				
0- 0	0- 0	0- 0	NEUTRAL	0- 0	0- 0	0- 0				

RPI 1-25				RPI 26-50				RPI 51-100				RPI 101+				Team's RPI: 182
RPI	S	Opponent	Score	RPI	S	Opponent	Score	RPI	S	Opponent	Score	RPI	S	Opponent	Score	
								81	A	Maine	46 77	136	H	Northeastern	65 50	
								81	A	Albany (NY)	53 66	151	A	Binghamton	63 61	
								81	H	Maine	46 56	151	H	Binghamton	52 54	
								81	H	Albany (NY)	74 68	159	A	Hartford	49 85	
								91	A	Dartmouth	49 57	159	H	Hartford	76 58	
												184	A	Stony Brook	51 50	
												184	H	Stony Brook	56 62	
												192	H	Boston U.	72 57	
												202	A	Boston College	55 64	
												214	A	Xavier	66 71	
												234	N	La Salle	51 59	
												252	H	Manhattan	68 55	
												256	N	Fairfield	71 61	
												265	H	Cornell	48 45	
												273	A	Sacred Heart	74 47	
												290	A	Bryant	74 65	
												291	A	Vermont	52 49	
												291	H	Vermont	53 58	
												320	A	UMBC	51 46	
												320	H	UMBC	56 51	
												330	A	Wagner	65 53	
												344	H	UMass Lowell	66 45	

LAST 12 Division I GAMES:																
				184	H	Stony Brook	56 62	159	A	Hartford	49 85					
				159	H	Hartford	76 58	151	H	Binghamton	52 54					
				320	A	UMBC	51 46	81	H	Maine	46 56					
				81	A	Maine	46 77	184	A	Stony Brook	51 50					
				291	H	Vermont	53 58	291	A	Vermont	52 49					
				81	H	Albany (NY)	74 68	344	H	UMass Lowell	66 45					

Non-Div I Games: Colby-Sawyer 64 40

New Hampshire

■ Loss,
 ■ Non-Conf,
 ■ S Site,
 ■ Home
 ■ A Away
 N Neutral

Average RPI Win:	193	WON-LOST	WINNING	LAST 10	STRENGTH OF	OPP. STRENGTH	TEAM	ADJ.	CONF.	ADJ CONF.
Average RPI Loss:	139	RECORD	PCT. RANK	GAMES	SCHEDULE	OF SCHEDULE	RPI	RPI	RPI	RPI
DIV. I ONLY	19- 7	55	5- 5	207	109	89	89	16	16	
DIV. I NON-CONF.	11- 1	13	0- 0	75	115	14	14	13	13	

TOTALS	RPI 1-25	RPI 26-50	W-L RECORDS	RPI 51-100	RPI 101-999	RPI 201+				
19- 7	0- 1	1- 0	OVERALL	1- 2	17- 4	10- 2				
15- 1	0- 0	1- 0	HOME	1- 1	13- 0	7- 0				
4- 6	0- 1	0- 0	AWAY	0- 1	4- 4	3- 2				
0- 0	0- 0	0- 0	NEUTRAL	0- 0	0- 0	0- 0				
11- 1	0- 1	1- 0	NON-CONFERENCE	1- 0	9- 0	4- 0				
9- 0	0- 0	1- 0	HOME	1- 0	7- 0	3- 0				
2- 1	0- 1	0- 0	AWAY	0- 0	2- 0	1- 0				
0- 0	0- 0	0- 0	NEUTRAL	0- 0	0- 0	0- 0				
8- 6	0- 0	0- 0	CONFERENCE	0- 2	8- 4	6- 2				
6- 1	0- 0	0- 0	HOME	0- 1	6- 0	4- 0				
2- 5	0- 0	0- 0	AWAY	0- 1	2- 4	2- 2				
0- 0	0- 0	0- 0	NEUTRAL	0- 0	0- 0	0- 0				

RPI 1-25				RPI 26-50				RPI 51-100				RPI 101+			
RPI	S	Opponent	Score	RPI	S	Opponent	Score	RPI	S	Opponent	Score	RPI	S	Opponent	Score
25	A	Oklahoma	63 105	29	H	Marquette	88 87	74	A	Wyoming	55 66	109	H	Lamar University	90 58
								77	H	Navy	94 87	113	H	Western Mich.	88 76
								94	H	UNLV	66 68	121	A	Colorado St.	71 74
												129	H	Fresno St.	88 75
												137	H	Wichita St.	76 62
												164	A	Boise St.	85 91
												164	H	Boise St.	100 83
												165	H	UC Irvine	83 61
												169	A	UTEP	59 35
												208	H	Nevada	72 68
												217	H	Illinois	97 68
												227	H	Texas Tech	90 56
												235	A	New Mexico St.	101 93
												235	H	New Mexico St.	86 75
												244	A	San Diego St.	89 97
												250	A	San Jose St.	86 95
												250	H	San Jose St.	92 62
												296	A	Utah St.	74 50
												296	H	Utah St.	80 47
												307	A	Air Force	88 59
												307	H	Air Force	57 49

LAST 12 Division I GAMES:															
296	A	Utah St.	74 50	244	A	San Diego St.	89 97								
307	H	Air Force	57 49	94	H	UNLV	66 68								
164	A	Boise St.	85 91	129	H	Fresno St.	88 75								
250	H	San Jose St.	92 62	74	A	Wyoming	55 66								
296	H	Utah St.	80 47	250	A	San Jose St.	86 95								
121	A	Colorado St.	71 74	164	H	Boise St.	100 83								

Non-Div I Games: Northern N.M. 107 66

New Mexico

Average RPI Win:	276	WON-LOST	WINNING	LAST 10	STRENGTH OF	OPP. STRENGTH	TEAM	ADJ.	CONF.	ADJ CONF.
Average RPI Loss:	177	RECORD	PCT. RANK	GAMES	SCHEDULE	OF SCHEDULE	RPI	RPI	RPI	RPI
DIV. I ONLY	11- 11	175	7- 3	282	334	235	235	31	31	
DIV. I NON-CONF.	4- 8	239	0- 1	237	247	264	264	31	31	

TOTALS	RPI 1-25	RPI 26-50	W-L RECORDS	RPI 51-100	RPI 101-999	RPI 201+				
11- 11	0- 0	0- 0	OVERALL	0- 2	11- 9	10- 5				
7- 3	0- 0	0- 0	HOME	0- 1	7- 2	6- 0				
4- 5	0- 0	0- 0	AWAY	0- 1	4- 4	4- 4				
0- 3	0- 0	0- 0	NEUTRAL	0- 0	0- 3	0- 1				
4- 8	0- 0	0- 0	NON-CONFERENCE	0- 2	4- 6	3- 2				
2- 3	0- 0	0- 0	HOME	0- 1	2- 2	1- 0				
2- 2	0- 0	0- 0	AWAY	0- 1	2- 1	2- 1				
0- 3	0- 0	0- 0	NEUTRAL	0- 0	0- 3	0- 1				
7- 3	0- 0	0- 0	CONFERENCE	0- 0	7- 3	7- 3				
5- 0	0- 0	0- 0	HOME	0- 0	5- 0	5- 0				
2- 3	0- 0	0- 0	AWAY	0- 0	2- 3	2- 3				
0- 0	0- 0	0- 0	NEUTRAL	0- 0	0- 0	0- 0				

RPI 1-25				RPI 26-50				RPI 51-100				RPI 101+ Team's RPI: 235					
RPI	S	Opponent	Score	RPI	S	Opponent	Score	RPI	S	Opponent	Score	RPI	S	Opponent	Score		
								89	A	New Mexico	75	86	108	N	Arkansas	60	69
								89	H	New Mexico	93	101	113	H	Western Mich.	55	64
												136	N	Northeastern	64	65	
												169	H	UTEP	76	68	
												189	H	UC Santa Barbara	47	77	
												216	A	CSU Bakersfield	52	62	
												216	H	CSU Bakersfield	56	48	
												220	A	Seattle U	59	69	
												231	A	Pepperdine	86	64	
												232	N	Texas Southern	50	66	
												236	H	A&M-Corpus Christi	70	61	
												276	A	Grand Canyon	34	50	
												276	H	Grand Canyon	64	60	
												279	A	Arizona	44	83	
												282	H	UMKC	70	62	
												308	A	UTRGV	79	77	
												321	A	Long Beach St.	72	63	
												327	A	Utah Valley	82	72	
												327	H	Utah Valley	59	51	
												345	H	Chicago St.	74	59	
LAST 12 Division I GAMES:																	
				327	H	Utah Valley	59	51	220	A	Seattle U	59	69				
				276	A	Grand Canyon	34	50	216	H	CSU Bakersfield	56	48				
				216	A	CSU Bakersfield	52	62	276	H	Grand Canyon	64	60				
				308	A	UTRGV	79	77	345	H	Chicago St.	74	59				
				282	H	UMKC	70	62	189	H	UC Santa Barbara	47	77				
				327	A	Utah Valley	82	72	321	A	Long Beach St.	72	63				

Non-Div I Games: Tex. Permian Basin 85 58 Western N.M. 89 60

New Mexico St.

■ Loss,
 ■ Non-Conf,
 ■ S Site,
 ■ Home
 ■ Away
 N Neutral

Average RPI Win:	268	WON-LOST	WINNING	LAST 10	STRENGTH OF	OPP. STRENGTH	TEAM	ADJ.	CONF.	ADJ CONF.
Average RPI Loss:	152	RECORD	PCT. RANK	GAMES	SCHEDULE	OF SCHEDULE	RPI	RPI	RPI	RPI
DIV. I ONLY	12- 13	189	7- 3	249	265	224	224	26	26	
DIV. I NON-CONF.	3- 7	254	0- 0	84	166	207	207	25	25	

TOTALS	RPI 1-25	RPI 26-50	W-L RECORDS	RPI 51-100	RPI 101-999	RPI 201+				
12- 13	0- 1	0- 1	OVERALL	0- 2	12- 9	11- 4				
8- 4	0- 0	0- 0	HOME	0- 1	8- 3	8- 1				
4- 9	0- 0	0- 0	AWAY	0- 1	4- 1	3- 1				
0- 0	0- 0	0- 0	NEUTRAL	0- 0	0- 0	0- 0				
3- 7	0- 1	0- 1	NON-CONFERENCE	0- 2	3- 3	3- 0				
2- 2	0- 0	0- 0	HOME	0- 1	2- 1	2- 0				
1- 5	0- 1	0- 1	AWAY	0- 1	1- 2	1- 0				
0- 0	0- 0	0- 0	NEUTRAL	0- 0	0- 0	0- 0				
9- 6	0- 0	0- 0	CONFERENCE	0- 0	9- 6	8- 4				
6- 2	0- 0	0- 0	HOME	0- 0	6- 2	6- 1				
3- 4	0- 0	0- 0	AWAY	0- 0	3- 4	2- 3				
0- 0	0- 0	0- 0	NEUTRAL	0- 0	0- 0	0- 0				

RPI 1-25				RPI 26-50				RPI 51-100				RPI 101+				Team's RPI: 224
RPI	S	Opponent	Score	RPI	S	Opponent	Score	RPI	S	Opponent	Score	RPI	S	Opponent	Score	
16	A	Missouri	45 81	49	A	Miami (FL)	46 76	54	H	Houston	66 78	109	A	Lamar University	77 100	
								100	A	Tulane	56 79	118	A	Central Ark.	52 48	
												126	H	SFA	67 74	
												144	A	South Ala.	45 67	
												175	A	Louisiana	57 66	
												180	H	Jacksonville St.	54 59	
												206	H	CSUN	76 73	
												225	A	Abilene Christian	70 80	
												232	H	Texas Southern	72 69	
												236	A	A&M-Corpus Christi	68 75	
												236	H	A&M-Corpus Christi	66 49	
												242	H	Nicholls St.	61 62	
												266	A	McNeese	77 64	
												266	H	McNeese	84 62	
												292	H	Southeastern La.	82 73	
												310	A	Incarnate Word	72 45	
												310	H	Incarnate Word	52 50	
												323	A	Northwestern St.	47 52	
												323	H	Northwestern St.	81 63	
												326	H	Houston Baptist	70 52	
												336	A	La.-Monroe	89 51	
LAST 12 Division I GAMES:																
266	H	McNeese	84 62	323	H	Northwestern St.	81 63									
292	H	Southeastern La.	82 73	310	H	Incarnate Word	52 50									
236	A	A&M-Corpus Christi	68 75	118	A	Central Ark.	52 48									
242	H	Nicholls St.	61 62	236	H	A&M-Corpus Christi	66 49									
323	A	Northwestern St.	47 52	126	H	SFA	67 74									
310	A	Incarnate Word	72 45	266	A	McNeese	77 64									

Non-Div I Games: Xavier (LA) 85 50

New Orleans

■ Loss,
 ■ Non-Conf,
 ■ S Site,
 ■ Home
 ■ A Away
 N Neutral

Average RPI Win:	241	WON-LOST	WINNING	LAST 10	STRENGTH OF	OPP. STRENGTH	TEAM	ADJ.	CONF.	ADJ CONF.
Average RPI Loss:	175	RECORD	PCT. RANK	GAMES	SCHEDULE	OF SCHEDULE	RPI	RPI	RPI	RPI
DIV. I ONLY	10- 16	235	4- 6	189	273	239	239	28	28	
DIV. I NON-CONF.	3- 8	268	0- 0	76	150	209	209	26	26	

TOTALS	RPI 1-25	RPI 26-50	W-L RECORDS	RPI 51-100	RPI 101-999	RPI 201+				
10- 16	1- 1	0- 0	OVERALL	0- 3	9- 12	6- 7				
6- 5	1- 0	0- 0	HOME	0- 2	5- 3	4- 0				
3- 10	0- 1	0- 0	AWAY	0- 1	3- 8	2- 7				
1- 1	0- 0	0- 0	NEUTRAL	0- 0	1- 1	0- 0				
3- 8	1- 1	0- 0	NON-CONFERENCE	0- 1	2- 6	1- 2				
1- 3	1- 0	0- 0	HOME	0- 1	0- 2	0- 0				
1- 4	0- 1	0- 0	AWAY	0- 0	1- 3	1- 2				
1- 1	0- 0	0- 0	NEUTRAL	0- 0	1- 1	0- 0				
7- 8	0- 0	0- 0	CONFERENCE	0- 2	7- 6	5- 5				
5- 2	0- 0	0- 0	HOME	0- 1	5- 1	4- 0				
2- 6	0- 0	0- 0	AWAY	0- 1	2- 5	1- 5				
0- 0	0- 0	0- 0	NEUTRAL	0- 0	0- 0	0- 0				

RPI	S	Opponent	Score	RPI	S	Opponent	Score	RPI	S	Opponent	Score	RPI	S	Opponent	Score	Team's RPI: 239
15	H	Buffalo	75 62					51	A	Quinnipiac	61 77	119	H	Cleveland St.	61 70	
20	A	Maryland	65 92					51	H	Quinnipiac	55 84	152	H	Saint Joseph's	69 93	
								57	H	Drexel	65 66	155	H	Marist	78 84	
												159	A	Hartford	65 83	
												167	N	Louisiana Tech	73 67	
												175	N	Louisiana	52 68	
												194	A	Siena	73 68	
												194	H	Siena	65 50	
												221	A	Oakland	59 67	
												252	A	Manhattan	64 82	
												252	H	Manhattan	65 64	
												256	A	Fairfield	53 59	
												259	A	St. Bonaventure	58 76	
												268	A	Colgate	81 44	
												284	A	Rider	58 65	
												284	H	Rider	69 61	
												285	A	Canisius	60 64	
												299	A	Monmouth	63 65	
												337	H	Iona	73 59	
												348	A	Saint Peter's	87 52	
												348	H	Saint Peter's	64 54	
LAST 12 Division I GAMES:																
284	H	Rider	69 61	155	H	Marist	78 84									
299	A	Monmouth	63 65	348	A	Saint Peter's	87 52									
252	A	Manhattan	64 82	284	A	Rider	58 65									
348	H	Saint Peter's	64 54	194	H	Siena	65 50									
285	A	Canisius	60 64	252	H	Manhattan	65 64									
51	H	Quinnipiac	55 84	194	A	Siena	73 68									

Non-Div I Games:

Niagara

Average RPI Win:	297	WON-LOST	WINNING	LAST 10	STRENGTH OF	OPP. STRENGTH	TEAM	ADJ.	CONF.	ADJ CONF.
Average RPI Loss:	154	RECORD	PCT. RANK	GAMES	SCHEDULE	OF SCHEDULE	RPI	RPI	RPI	RPI
DIV. I ONLY	9- 13	225	5- 5	269	290	242	242	26	26	
DIV. I NON-CONF.	2- 6	280	0- 0	144	227	229	229	25	25	

TOTALS	RPI 1-25	RPI 26-50	W-L RECORDS	RPI 51-100	RPI 101-999	RPI 201+				
9- 13	0- 1	0- 1	OVERALL	0- 1	9- 10	9- 5				
2- 6	0- 1	0- 0	HOME	0- 1	2- 4	2- 1				
7- 6	0- 0	0- 1	AWAY	0- 0	7- 5	7- 3				
0- 1	0- 0	0- 0	NEUTRAL	0- 0	0- 1	0- 1				
2- 6	0- 1	0- 1	NON-CONFERENCE	0- 1	2- 3	2- 2				
0- 2	0- 1	0- 0	HOME	0- 1	0- 0	0- 0				
2- 3	0- 0	0- 1	AWAY	0- 0	2- 2	2- 1				
0- 1	0- 0	0- 0	NEUTRAL	0- 0	0- 1	0- 1				
7- 7	0- 0	0- 0	CONFERENCE	0- 0	7- 7	7- 3				
2- 4	0- 0	0- 0	HOME	0- 0	2- 4	2- 1				
5- 3	0- 0	0- 0	AWAY	0- 0	5- 3	5- 2				
0- 0	0- 0	0- 0	NEUTRAL	0- 0	0- 0	0- 0				

RPI 1-25				RPI 26-50				RPI 51-100				RPI 101+ Team's RPI: 242			
RPI	S	Opponent	Score	RPI	S	Opponent	Score	RPI	S	Opponent	Score	RPI	S	Opponent	Score
6	H	Baylor	43 85	26	A	LSU	50 65	93	H	Jacksonville	61 69	109	H	Lamar University	61 76
												112	A	Iowa St.	47 75
												118	A	Central Ark.	42 60
												118	H	Central Ark.	48 69
												126	H	SFA	73 86
												205	A	SMU	61 68
												224	A	New Orleans	62 61
												225	H	Abilene Christian	81 60
												236	A	A&M-Corpus Christi	55 76
												257	N	Bradley	65 75
												266	A	McNeese	61 54
												292	H	Southeastern La.	57 66
												310	A	Incarnate Word	62 64
												311	A	Jackson St.	90 64
												323	A	Northwestern St.	79 63
												326	A	Houston Baptist	73 61
												326	H	Houston Baptist	63 45
												335	A	Sam Houston St.	70 65
												338	A	Mississippi Val.	62 57
LAST 12 Division I GAMES:															
118	A	Central Ark.	42 60	109	H	Lamar University	61 76								
335	A	Sam Houston St.	70 65	236	A	A&M-Corpus Christi	55 76								
326	H	Houston Baptist	63 45	118	H	Central Ark.	48 69								
225	H	Abilene Christian	81 60	266	A	McNeese	61 54								
224	A	New Orleans	62 61	326	A	Houston Baptist	73 61								
292	H	Southeastern La.	57 66	126	H	SFA	73 86								

Non-Div I Games: Spring Hill 78 70 Evangel 72 55 Southern-N. O. 83 45

Nicholls St.

Loss, Non-Conf, S Site, H Home A Away N Neutral

Average RPI Win:	288	WON-LOST	WINNING	LAST 10	STRENGTH OF	OPP. STRENGTH	TEAM	ADJ.	CONF.	ADJ CONF.
Average RPI Loss:	183	RECORD	PCT. RANK	GAMES	SCHEDULE	OF SCHEDULE	RPI	RPI	RPI	RPI
DIV. I ONLY	15- 9	102	6- 4	326	345	213	213	30	30	
DIV. I NON-CONF.	7- 5	132	0- 0	280	332	194	194	30	30	

TOTALS	RPI 1-25	RPI 26-50	W-L RECORDS	RPI 51-100	RPI 101-999	RPI 201+				
15- 9	0- 0	0- 0	OVERALL	0- 1	15- 8	13- 4				
6- 4	0- 0	0- 0	HOME	0- 0	6- 4	6- 2				
8- 4	0- 0	0- 0	AWAY	0- 1	8- 3	6- 1				
1- 1	0- 0	0- 0	NEUTRAL	0- 0	1- 1	1- 1				
7- 5	0- 0	0- 0	NON-CONFERENCE	0- 1	7- 4	6- 2				
2- 2	0- 0	0- 0	HOME	0- 0	2- 2	2- 1				
4- 2	0- 0	0- 0	AWAY	0- 1	4- 1	3- 0				
1- 1	0- 0	0- 0	NEUTRAL	0- 0	1- 1	1- 1				
8- 4	0- 0	0- 0	CONFERENCE	0- 0	8- 4	7- 2				
4- 2	0- 0	0- 0	HOME	0- 0	4- 2	4- 1				
4- 2	0- 0	0- 0	AWAY	0- 0	4- 2	3- 1				
0- 0	0- 0	0- 0	NEUTRAL	0- 0	0- 0	0- 0				

RPI 1-25				RPI 26-50				RPI 51-100				RPI 101+				Team's RPI: 213
RPI	S	Opponent	Score	RPI	S	Opponent	Score	RPI	S	Opponent	Score	RPI	S	Opponent	Score	
								77	A	Navy	51	70				
												120	A	Bethune-Cookman	45	60
												120	H	Bethune-Cookman	51	58
												160	A	William & Mary	80	74
												198	H	High Point	56	59
												199	A	East Carolina	46	51
												200	A	Hampton	63	48
												211	A	N. C. A&T	51	53
												212	N	Bowling Green	50	59
												226	H	UNCG	64	63
												246	H	Loyola Maryland	58	61
												260	H	Morgan St.	53	55
												262	A	Campbell	53	27
												263	H	Towson	86	76
												267	N	St. Francis Brooklyn	52	51
												281	A	VCU	66	52
												300	H	Coppin St.	71	57
												317	A	South Carolina St.	71	67
												333	A	N. C. Central	75	60
												334	H	Delaware St.	72	50
												340	H	Florida A&M	70	49
												342	A	Savannah St.	78	58
												342	H	Savannah St.	83	51
												347	A	Longwood	64	45
LAST 12 Division I GAMES:																
342	H	Savannah St.	83	51	340	H	Florida A&M	70	49							
334	H	Delaware St.	72	50	120	H	Bethune-Cookman	51	58							
200	A	Hampton	63	48	342	A	Savannah St.	78	58							
120	A	Bethune-Cookman	45	60	317	A	South Carolina St.	71	67							
260	H	Morgan St.	53	55	333	A	N. C. Central	75	60							
211	A	N. C. A&T	51	53	300	H	Coppin St.	71	57							

Non-Div I Games:

Norfolk St.

Average RPI	Win:	164	WON-LOST	WINNING	LAST 10	STRENGTH OF	OPP. STRENGTH	TEAM	ADJ.	CONF.	ADJ CONF.
Average RPI	Loss:	72	RECORD	PCT. RANK	GAMES	SCHEDULE	OF SCHEDULE	RPI	RPI	RPI	RPI
DIV. I ONLY		14- 12		150	3- 7	50	67	105	105	1	1
DIV. I NON-CONF.		10- 3		52	0- 0	115	285	107	107	1	1

TOTALS	RPI 1-25		RPI 26-50		W-L RECORDS	RPI 51-100		RPI 101-999		RPI 201+	
14- 12	1- 4		1- 2		OVERALL	1- 3		11- 3		4- 1	
11- 6	1- 1		1- 1		HOME	0- 2		9- 2		3- 0	
1- 6	0- 3		0- 1		AWAY	1- 1		0- 1		0- 1	
2- 0	0- 0		0- 0		NEUTRAL	0- 0		2- 0		1- 0	
10- 3	0- 0		1- 0		NON-CONFERENCE	0- 1		9- 2		4- 0	
8- 3	0- 0		1- 0		HOME	0- 1		7- 2		3- 0	
0- 0	0- 0		0- 0		AWAY	0- 0		0- 0		0- 0	
2- 0	0- 0		0- 0		NEUTRAL	0- 0		2- 0		1- 0	
4- 9	1- 4		0- 2		CONFERENCE	1- 2		2- 1		0- 1	
3- 3	1- 1		0- 1		HOME	0- 1		2- 0		0- 0	
1- 6	0- 3		0- 1		AWAY	1- 1		0- 1		0- 1	
0- 0	0- 0		0- 0		NEUTRAL	0- 0		0- 0		0- 0	

RPI 1-25				RPI 26-50				RPI 51-100				RPI 101+ Team's RPI: 105			
RPI	S	Opponent	Score	RPI	S	Opponent	Score	RPI	S	Opponent	Score	RPI	S	Opponent	Score
2	A	Notre Dame	62 94	30	A	Virginia	70 82	61	H	Mercer	86 97	135	H	Clemson	59 52
5	A	Florida St.	65 103	40	H	Minnesota	88 83	62	A	Georgia Tech	61 79	144	H	South Ala.	84 85
17	H	Duke	92 86	49	H	Miami (FL)	72 92	72	H	Virginia Tech	74 90	146	H	Colorado	87 80
19	A	NC State	54 73					98	A	Wake Forest	79 76	148	H	Radford	79 46
19	H	NC State	53 66									159	H	Hartford	90 70
												168	H	Pittsburgh	68 67
												174	H	Furman	84 56
												181	N	Washington	90 78
												200	H	Hampton	66 70
												202	A	Boston College	64 77
												230	N	Grambling	79 63
												264	H	UNCW	86 60
												270	H	Appalachian St.	56 43
												272	H	Presbyterian	91 56

LAST 12 Division I GAMES:															
62	A	Georgia Tech	61 79	17	H	Duke	92 86								
19	A	NC State	54 73	19	H	NC State	53 66								
72	H	Virginia Tech	74 90	98	A	Wake Forest	79 76								
49	H	Miami (FL)	72 92	135	H	Clemson	59 52								
2	A	Notre Dame	62 94	168	H	Pittsburgh	68 67								
30	A	Virginia	70 82	202	A	Boston College	64 77								

Non-Div I Games:

North Carolina

Average RPI Win:	204	WON-LOST	WINNING	LAST 10	STRENGTH OF	OPP. STRENGTH	TEAM	ADJ.	CONF.	ADJ CONF.
Average RPI Loss:	149	RECORD	PCT. RANK	GAMES	SCHEDULE	OF SCHEDULE	RPI	RPI	RPI	RPI
DIV. I ONLY	10- 14	223	4- 6	90	258	176	176	19	19	
DIV. I NON-CONF.	5- 4	146	0- 0	24	195	46	46	14	14	

TOTALS	RPI 1-25	RPI 26-50	W-L RECORDS	RPI 51-100	RPI 101-999	RPI 201+				
10- 14	0- 1	1- 2	OVERALL	0- 1	9- 10	5- 4				
7- 3	0- 0	1- 0	HOME	0- 0	6- 3	3- 1				
2- 11	0- 1	0- 2	AWAY	0- 1	2- 7	2- 3				
1- 0	0- 0	0- 0	NEUTRAL	0- 0	1- 0	0- 0				
5- 4	0- 1	0- 2	NON-CONFERENCE	0- 1	5- 0	3- 0				
3- 0	0- 0	0- 0	HOME	0- 0	3- 0	2- 0				
1- 4	0- 1	0- 2	AWAY	0- 1	1- 0	1- 0				
1- 0	0- 0	0- 0	NEUTRAL	0- 0	1- 0	0- 0				
5- 10	0- 0	1- 0	CONFERENCE	0- 0	4- 10	2- 4				
4- 3	0- 0	1- 0	HOME	0- 0	3- 3	1- 1				
1- 7	0- 0	0- 0	AWAY	0- 0	1- 7	1- 3				
0- 0	0- 0	0- 0	NEUTRAL	0- 0	0- 0	0- 0				

RPI 1-25				RPI 26-50				RPI 51-100				RPI 101+				Team's RPI: 176
RPI	S	Opponent	Score	RPI	S	Opponent	Score	RPI	S	Opponent	Score	RPI	S	Opponent	Score	
6	A	Baylor	43 105	32	A	South Dakota St.	52 66	68	A	South Dakota	71 76	109	N	Lamar University	73 70	
				36	H	Northern Colo.	78 70					131	A	Idaho	75 80	
				43	A	Oregon St.	55 65					131	H	Idaho	64 78	
												141	A	Idaho St.	46 57	
												141	H	Idaho St.	55 68	
												150	H	UNI	80 72	
												170	A	Weber St.	69 80	
												170	H	Weber St.	80 67	
												173	A	Eastern Wash.	70 74	
												173	H	Eastern Wash.	81 79	
												233	A	Montana St.	56 72	
												233	H	Montana St.	79 70	
												249	A	Montana	51 53	
												249	H	Montana	43 54	
												275	H	North Dakota St.	79 68	
												280	H	Massachusetts	82 52	
												294	A	UTSA	60 47	
												312	A	Northern Ariz.	59 79	
												322	A	Southern Utah	68 53	

LAST 12 Division I GAMES:																
312	A	Northern Ariz.	59 79	131	H	Idaho	64 78									
322	A	Southern Utah	68 53	173	H	Eastern Wash.	81 79									
141	H	Idaho St.	55 68	36	H	Northern Colo.	78 70									
170	H	Weber St.	80 67	170	A	Weber St.	69 80									
249	A	Montana	51 53	141	A	Idaho St.	46 57									
233	A	Montana St.	56 72	233	H	Montana St.	79 70									

Non-Div I Games: Mayville St. 82 54 Southwest Minn. St. 85 62

North Dakota

Loss,
Non-Conf,
S Site,
H Home
A Away
N Neutral

Average RPI Win: 317

Average RPI Loss: 139

WON-LOST
RECORDWINNING
PCT. RANKLAST 10
GAMESSTRENGTH OF
SCHEDULEOPP. STRENGTH
OF SCHEDULETEAM
RPIADJ.
RPICONF.
RPIADJ CONF.
RPIDIV. I ONLY
DIV. I NON-CONF.6- 17
4- 7297
2262- 8
0- 0179
281230
316275
273275
27313
1613
16

TOTALS

RPI 1-25

RPI 26-50

W-L RECORDS

RPI 51-100

RPI 101-999

RPI 201+

6- 17

0- 0

0- 2

OVERALL

0- 3

6- 12

6- 2

3- 6

0- 0

0- 1

HOME

0- 1

3- 4

3- 1

2- 10

0- 0

0- 1

AWAY

0- 2

2- 7

2- 1

1- 1

0- 0

0- 0

NEUTRAL

0- 0

1- 1

1- 0

4- 7

0- 0

0- 0

NON-CONFERENCE

0- 1

4- 6

4- 1

2- 2

0- 0

0- 0

HOME

0- 0

2- 2

2- 1

1- 4

0- 0

0- 0

AWAY

0- 1

1- 3

1- 0

1- 1

0- 0

0- 0

NEUTRAL

0- 0

1- 1

1- 0

2- 10

0- 0

0- 2

CONFERENCE

0- 2

2- 6

2- 1

1- 4

0- 0

0- 1

HOME

0- 1

1- 2

1- 0

1- 6

0- 0

0- 1

AWAY

0- 1

1- 4

1- 1

0- 0

0- 0

0- 0

NEUTRAL

0- 0

0- 0

0- 0

RPI 1-25

RPI 26-50

RPI 51-100

RPI 101+

Team's RPI: 275

RPI S Opponent Score

RPI S Opponent Score

RPI S Opponent Score

RPI S Opponent Score

32 A South Dakota St. 63 83

32 H South Dakota St. 64 85

68 A South Dakota 54 80

68 H South Dakota 67 82

77 A Navy 54 67

110 A Western Ill. 72 97

111 A Milwaukee 38 74

118 N Central Ark. 45 68

146 A Colorado 59 108

161 H Cal Poly 69 73

172 A Denver 79 98

172 H Denver 73 78

176 A North Dakota 68 79

186 A Oral Roberts 48 71

186 H Oral Roberts 57 64

238 A Omaha 67 80

280 H Massachusetts 82 70

302 A FIU 71 68

308 H UTRGV 79 82

320 N UMBC 67 53

331 A Fort Wayne 66 52

331 H Fort Wayne 72 56

338 H NJIT 105 58

LAST 12 Division I GAMES:

331 A Fort Wayne 66 52

172 H Denver 73 78

186 H Oral Roberts 57 64

68 A South Dakota 54 80

32 H South Dakota St. 64 85

110 A Western Ill. 72 97

238 A Omaha 67 80

331 H Fort Wayne 72 56

172 A Denver 79 98

186 A Oral Roberts 48 71

32 A South Dakota St. 63 83

68 H South Dakota 67 82

Non-Div I Games:

Valley City St.

67 58

Mayville St.

87 43

Dakota St.

97 42

North Dakota St.

Loss, Non-Conf, S Site, H Home A Away N Neutral

Average RPI Win:	229	WON-LOST	WINNING	LAST 10	STRENGTH OF	OPP. STRENGTH	TEAM	ADJ.	CONF.	ADJ CONF.
Average RPI Loss:	183	RECORD	PCT. RANK	GAMES	SCHEDULE	OF SCHEDULE	RPI	RPI	RPI	RPI
DIV. I ONLY	8- 16	258	3- 7	223	242	254	254	23	23	
DIV. I NON-CONF.	4- 8	239	0- 0	147	215	204	204	21	21	

TOTALS	RPI 1-25	RPI 26-50	W-L RECORDS	RPI 51-100	RPI 101-999	RPI 201+				
8- 16	0- 1	1- 3	OVERALL	0- 2	7- 10	5- 8				
4- 5	0- 0	1- 0	HOME	0- 1	3- 4	2- 3				
4- 10	0- 1	0- 3	AWAY	0- 1	4- 5	3- 4				
0- 1	0- 0	0- 0	NEUTRAL	0- 0	0- 1	0- 1				
4- 8	0- 1	0- 2	NON-CONFERENCE	0- 1	4- 4	2- 4				
2- 1	0- 0	0- 0	HOME	0- 0	2- 1	1- 1				
2- 6	0- 1	0- 2	AWAY	0- 1	2- 2	1- 2				
0- 1	0- 0	0- 0	NEUTRAL	0- 0	0- 1	0- 1				
4- 8	0- 0	1- 1	CONFERENCE	0- 1	3- 6	3- 4				
2- 4	0- 0	1- 0	HOME	0- 1	1- 3	1- 2				
2- 4	0- 0	0- 1	AWAY	0- 0	2- 3	2- 2				
0- 0	0- 0	0- 0	NEUTRAL	0- 0	0- 0	0- 0				

RPI 1-25				RPI 26-50				RPI 51-100				RPI 101+				Team's RPI: 254
RPI	S	Opponent	Score	RPI	S	Opponent	Score	RPI	S	Opponent	Score	RPI	S	Opponent	Score	
5	A	Florida St.	51 109	27	A	Georgia	37 75	66	A	West Virginia	59 87	120	H	Bethune-Cookman	70 63	
				46	A	Michigan	34 79	93	H	Jacksonville	48 66	183	A	Stetson	55 68	
				50	A	FGCU	52 67					183	H	Stetson	51 68	
				50	H	FGCU	75 73					195	A	Morehead St.	61 56	
												237	A	Fla. Atlantic	75 83	
												241	H	Northern Ky.	58 50	
												253	H	Col. of Charleston	69 73	
												258	A	Lipscomb	57 78	
												258	H	Lipscomb	69 73	
												286	A	USC Upstate	65 61	
												298	A	Wofford	57 69	
												299	N	Monmouth	57 67	
												301	A	Kennesaw St.	68 44	
												301	H	Kennesaw St.	77 72	
												338	A	NJIT	65 75	
												338	H	NJIT	62 66	
												340	A	Florida A&M	77 68	

LAST 12 Division I GAMES:																
338	H	NJIT	62 66	183	A	Stetson	55 68									
301	A	Kennesaw St.	68 44	338	A	NJIT	65 75									
258	A	Lipscomb	57 78	286	A	USC Upstate	65 61									
50	A	FGCU	52 67	258	H	Lipscomb	69 73									
183	H	Stetson	51 68	301	H	Kennesaw St.	77 72									
50	H	FGCU	75 73	93	H	Jacksonville	48 66									

Non-Div I Games: Warner 74 38 Edward Waters 73 47 Webber Int'l 81 53

North Florida

Loss, Non-Conf, S Site, H Home A Away N Neutral

Average RPI Win:	244	WON-LOST	WINNING	LAST 10	STRENGTH OF	OPP. STRENGTH	TEAM	ADJ.	CONF.	ADJ CONF.
Average RPI Loss:	144	RECORD	PCT. RANK	GAMES	SCHEDULE	OF SCHEDULE	RPI	RPI	RPI	RPI
DIV. I ONLY	11- 10	158	5- 5	290	153	218	218	18	18	
DIV. I NON-CONF.	6- 3	87	0- 0	346	92	234	234	19	19	
<hr/>										
TOTALS	RPI 1-25	RPI 26-50	W-L RECORDS	RPI 51-100	RPI 101-999	RPI 201+				
11- 10	0- 0	0- 1	OVERALL	0- 4	11- 5	9- 2				
6- 4	0- 0	0- 1	HOME	0- 2	6- 1	4- 0				
3- 6	0- 0	0- 0	AWAY	0- 2	3- 4	3- 2				
2- 0	0- 0	0- 0	NEUTRAL	0- 0	2- 0	2- 0				
6- 3	0- 0	0- 0	NON-CONFERENCE	0- 2	6- 1	5- 1				
3- 1	0- 0	0- 0	HOME	0- 1	3- 0	2- 0				
1- 2	0- 0	0- 0	AWAY	0- 1	1- 1	1- 1				
2- 0	0- 0	0- 0	NEUTRAL	0- 0	2- 0	2- 0				
5- 7	0- 0	0- 1	CONFERENCE	0- 2	5- 4	4- 1				
3- 3	0- 0	0- 1	HOME	0- 1	3- 1	2- 0				
2- 4	0- 0	0- 0	AWAY	0- 1	2- 3	2- 1				
0- 0	0- 0	0- 0	NEUTRAL	0- 0	0- 0	0- 0				

RPI 1-25				RPI 26-50				RPI 51-100				RPI 101+				Team's RPI: 218	
RPI	S	Opponent	Score	RPI	S	Opponent	Score	RPI	S	Opponent	Score	RPI	S	Opponent	Score		
				45	H	Western Ky.	65 79					114	A	Middle Tenn.	48 56		
								58	A	Indiana	63 68	138	H	Charlotte	73 68		
								80	A	UAB	52 68	167	A	Louisiana Tech	53 61		
								88	H	Kansas St.	54 55	169	H	UTEP	48 50		
								96	H	Rice	49 50	171	H	Tulsa	66 43		
												203	H	Southern Miss.	71 62		
												205	H	SMU	47 40		
												234	H	La Salle	70 44		
												237	A	Fla. Atlantic	65 51		
												255	N	Coastal Caro.	50 34		
												274	H	Old Dominion	63 46		
												294	A	UTSA	58 70		
												302	A	FIU	92 46		
												319	N	Detroit Mercy	63 57		
												332	A	Ill. -Chicago	67 70		
												346	A	Eastern Ill.	63 61		
LAST 12 Division I GAMES:																	
				203	H	Southern Miss.	71 62	80	A	UAB	52 68						
				237	A	Fla. Atlantic	65 51	114	A	Middle Tenn.	48 56						
				302	A	FIU	92 46	138	H	Charlotte	73 68						
				294	A	UTSA	58 70	274	H	Old Dominion	63 46						
				169	H	UTEP	48 50	96	H	Rice	49 50						
				45	H	Western Ky.	65 79	167	A	Louisiana Tech	53 61						

Non-Div I Games: Mid-Amer. Christian 86 52 Tex. A&M Int'l 64 38 Okla. Panhandle 63 41

North Texas

Average RPI Win:	226	WON-LOST	WINNING	LAST 10	STRENGTH OF	OPP. STRENGTH	TEAM	ADJ.	CONF.	ADJ CONF.
Average RPI Loss:	119	RECORD	PCT. RANK	GAMES	SCHEDULE	OF SCHEDULE	RPI	RPI	RPI	RPI
DIV. I ONLY	13- 12	163	6- 4	106	207	136	136	10	10	
DIV. I NON-CONF.	5- 6	187	0- 0	202	303	213	213	12	12	

TOTALS	RPI 1-25	RPI 26-50	W-L RECORDS	RPI 51-100	RPI 101-999	RPI 201+				
13- 12	0- 0	0- 0	OVERALL	0- 7	13- 5	9- 2				
7- 4	0- 0	0- 0	HOME	0- 3	7- 1	4- 1				
5- 6	0- 0	0- 0	AWAY	0- 3	5- 3	4- 0				
1- 2	0- 0	0- 0	NEUTRAL	0- 1	1- 1	1- 1				
5- 6	0- 0	0- 0	NON-CONFERENCE	0- 2	5- 4	4- 2				
2- 2	0- 0	0- 0	HOME	0- 1	2- 1	1- 1				
2- 2	0- 0	0- 0	AWAY	0- 0	2- 2	2- 0				
1- 2	0- 0	0- 0	NEUTRAL	0- 1	1- 1	1- 1				
8- 6	0- 0	0- 0	CONFERENCE	0- 5	8- 1	5- 0				
5- 2	0- 0	0- 0	HOME	0- 2	5- 0	3- 0				
3- 4	0- 0	0- 0	AWAY	0- 3	3- 1	2- 0				
0- 0	0- 0	0- 0	NEUTRAL	0- 0	0- 0	0- 0				

RPI 1-25				RPI 26-50				RPI 51-100				RPI 101+				Team's RPI: 136					
RPI	S	Opponent	Score	RPI	S	Opponent	Score	RPI	S	Opponent	Score	RPI	S	Opponent	Score						
								54	N	Houston	64	72	125	A	Delaware	64	53				
								56	A	Elon	71	78	125	H	Delaware	73	59				
								57	A	Drexel	50	58	155	H	Marist	78	72				
								57	H	Drexel	58	69	160	A	William & Mary	53	71				
								67	A	James Madison	43	72	160	H	William & Mary	64	46				
								67	H	James Madison	57	60	182	A	New Hampshire	50	65				
								71	H	Harvard	69	79	192	A	Boston U.	73	74				
													209	H	Providence	95	98				
													235	N	New Mexico St.	65	64				
													251	N	Illinois St.	55	65				
													253	H	Col. of Charleston	59	37				
													256	H	Fairfield	63	43				
													263	A	Towson	70	61				
													263	H	Towson	79	61				
													264	A	UNCW	54	47				
													264	H	UNCW	56	39				
													280	A	Massachusetts	64	54				
													291	A	Vermont	71	66				

LAST 12 Division I GAMES:																					
263	H	Towson	79	61	125	A	Delaware	64	53	160	H	William & Mary	64	46	57	H	Drexel	58	69		
160	A	William & Mary	53	71	57	H	Drexel	58	69	253	H	Col. of Charleston	59	37	56	39	56	A	Elon	71	78
67	A	James Madison	43	72	264	H	UNCW	56	39	264	A	UNCW	54	47							
125	H	Delaware	73	59																	
264	H	UNCW	56	39																	
57	A	Drexel	50	58																	

Non-Div I Games:

Northeastern

Average RPI Win:	222	WON-LOST	WINNING	LAST 10	STRENGTH OF	OPP. STRENGTH	TEAM	ADJ.	CONF.	ADJ CONF.
Average RPI Loss:	190	RECORD	PCT. RANK	GAMES	SCHEDULE	OF SCHEDULE	RPI	RPI	RPI	RPI
DIV. I ONLY	5- 19	311	2- 8	204	284	312	312	19	19	
DIV. I NON-CONF.	2- 8	290	0- 0	212	318	310	310	14	14	

TOTALS	RPI 1-25	RPI 26-50	W-L RECORDS	RPI 51-100	RPI 101-999	RPI 201+				
5- 19	0- 0	0- 1	OVERALL	0- 1	5- 17	2- 8				
3- 9	0- 0	0- 1	HOME	0- 1	3- 7	1- 4				
1- 10	0- 0	0- 0	AWAY	0- 0	1- 10	1- 4				
1- 0	0- 0	0- 0	NEUTRAL	0- 0	1- 0	0- 0				
2- 8	0- 0	0- 0	NON-CONFERENCE	0- 1	2- 7	1- 3				
1- 4	0- 0	0- 0	HOME	0- 1	1- 3	1- 1				
0- 4	0- 0	0- 0	AWAY	0- 0	0- 4	0- 2				
1- 0	0- 0	0- 0	NEUTRAL	0- 0	1- 0	0- 0				
3- 11	0- 0	0- 1	CONFERENCE	0- 0	3- 10	1- 5				
2- 5	0- 0	0- 1	HOME	0- 0	2- 4	0- 3				
1- 6	0- 0	0- 0	AWAY	0- 0	1- 6	1- 2				
0- 0	0- 0	0- 0	NEUTRAL	0- 0	0- 0	0- 0				

RPI 1-25				RPI 26-50				RPI 51-100				RPI 101+				Team's RPI: 312	
RPI	S	Opponent	Score	RPI	S	Opponent	Score	RPI	S	Opponent	Score	RPI	S	Opponent	Score		
				36	H	Northern Colo.	63 85										
								96	H	Rice	83 88	131	A	Idaho	68 83		
												141	A	Idaho St.	59 76		
												141	H	Idaho St.	55 75		
												161	H	Cal Poly	73 89		
												164	N	Boise St.	62 60		
												170	A	Weber St.	63 77		
												170	H	Weber St.	76 75		
												172	A	Denver	73 80		
												173	A	Eastern Wash.	62 82		
												176	H	North Dakota	79 59		
												179	A	Youngstown St.	67 69		
												189	H	UC Santa Barbara	93 96		
												206	A	CSUN	69 78		
												233	A	Montana St.	39 81		
												233	H	Montana St.	56 78		
												247	A	Hawaii	68 84		
												249	A	Montana	62 70		
												249	H	Montana	52 69		
												276	H	Grand Canyon	54 72		
												279	H	Arizona	84 66		
												322	A	Southern Utah	72 55		
												322	H	Southern Utah	57 60		
LAST 12 Division I GAMES:																	
				176	H	North Dakota	79 59					233	H	Montana St.	56 78		
				36	H	Northern Colo.	63 85					131	A	Idaho	68 83		
				322	A	Southern Utah	72 55					173	A	Eastern Wash.	62 82		
				170	A	Weber St.	63 77					322	H	Southern Utah	57 60		
				141	A	Idaho St.	59 76					141	H	Idaho St.	55 75		
				249	H	Montana	52 69					170	H	Weber St.	76 75		

Non-Div I Games: Antelope Valley 104 49

Northern Ariz.

Average RPI Win:	180	WON-LOST	WINNING	LAST 10	STRENGTH OF	OPP. STRENGTH	TEAM	ADJ.	CONF.	ADJ CONF.
Average RPI Loss:	121	RECORD	PCT. RANK	GAMES	SCHEDULE	OF SCHEDULE	RPI	RPI	RPI	RPI
DIV. I ONLY	20- 6	38	8- 2	67	219	36	36	19	19	
DIV. I NON-CONF.	8- 3	65	0- 0	18	105	25	25	14	14	

TOTALS	RPI 1-25	RPI 26-50	W-L RECORDS	RPI 51-100	RPI 101-999	RPI 201+				
20- 6	0- 0	2- 0	OVERALL	1- 2	17- 4	7- 0				
9- 2	0- 0	1- 0	HOME	0- 0	8- 2	2- 0				
10- 4	0- 0	1- 0	AWAY	0- 2	9- 2	5- 0				
1- 0	0- 0	0- 0	NEUTRAL	1- 0	0- 0	0- 0				
8- 3	0- 0	2- 0	NON-CONFERENCE	1- 2	5- 1	1- 0				
4- 1	0- 0	1- 0	HOME	0- 0	3- 1	0- 0				
3- 2	0- 0	1- 0	AWAY	0- 2	2- 0	1- 0				
1- 0	0- 0	0- 0	NEUTRAL	1- 0	0- 0	0- 0				
12- 3	0- 0	0- 0	CONFERENCE	0- 0	12- 3	6- 0				
5- 1	0- 0	0- 0	HOME	0- 0	5- 1	2- 0				
7- 2	0- 0	0- 0	AWAY	0- 0	7- 2	4- 0				
0- 0	0- 0	0- 0	NEUTRAL	0- 0	0- 0	0- 0				

RPI	S	Opponent	Score	RPI	S	Opponent	Score	RPI	S	Opponent	Score
26	H	LSU	58 50	51	A	Qui nni pi ac	49 60	121	H	Colorado St.	44 55
33	A	DePaul	94 88	75	A	Fordham	33 48	131	A	Idaho	78 72
				85	N	Li berty	65 57	131	H	Idaho	71 79
								141	A	Idaho St.	63 57
								141	H	Idaho St.	75 52
								143	H	BYU	79 74
								154	H	San Franci sco	73 60
								170	A	Weber St.	73 82
								170	H	Weber St.	71 69
								172	A	Denver	71 63
								173	A	Eastern Wash.	70 65
								173	H	Eastern Wash.	68 62
								176	A	North Dakota	70 78
								178	H	Paci fic	80 55
								233	A	Montana St.	78 63
								233	H	Montana St.	82 69
								249	A	Montana	64 58
								249	H	Montana	68 50
								282	A	UMKC	88 73
								312	A	Northern Ari z.	85 63
								322	A	Southern Utah	60 54
LAST 12 Division I GAMES:											
322	A	Southern Utah	60 54	173	H	Eastern Wash.	68 62				
312	A	Northern Ari z.	85 63	131	H	Idaho	71 79				
170	H	Weber St.	71 69	176	A	North Dakota	70 78				
141	H	Idaho St.	75 52	141	A	Idaho St.	63 57				
233	A	Montana St.	78 63	170	A	Weber St.	73 82				
249	A	Montana	64 58	249	H	Montana	68 50				

Non-Div I Games:

Northern Colo.

Average RPI Win: 219		WON-LOST	WINNING	LAST 10	STRENGTH OF		OPP. STRENGTH	TEAM	ADJ.	CONF.	ADJ CONF.
Average RPI Loss: 79		RECORD	PCT. RANK	GAMES	SCHEDULE		OF SCHEDULE	RPI	RPI	RPI	RPI
DIV. I ONLY		13- 12	163	3- 7	134		108	133	133	8	8
DIV. I NON-CONF.		8- 3	65	0- 0	286		286	124	124	8	8

TOTALS		RPI 1-25	RPI 26-50		W-L RECORDS		RPI 51-100	RPI 101-999	RPI 201+		
13- 12	1- 1	0- 3		OVERALL		0- 5	12- 3	8- 1			
6- 4	1- 0	0- 2		HOME		0- 1	5- 1	3- 1			
6- 6	0- 0	0- 0		AWAY		0- 1	6- 0	4- 0			
1- 2	0- 0	0- 0		NEUTRAL		0- 1	1- 1	1- 0			
8- 3	0- 1	0- 0		NON-CONFERENCE		0- 1	8- 1	6- 0			
3- 0	0- 0	0- 0		HOME		0- 0	3- 0	2- 0			
4- 1	0- 1	0- 0		AWAY		0- 0	4- 0	3- 0			
1- 2	0- 0	0- 0		NEUTRAL		0- 1	1- 1	1- 0			
5- 9	1- 0	0- 3		CONFERENCE		0- 4	4- 2	2- 1			
3- 4	1- 0	0- 2		HOME		0- 1	2- 1	1- 1			
2- 5	0- 0	0- 1		AWAY		0- 3	2- 1	1- 0			
0- 0	0- 0	0- 0		NEUTRAL		0- 0	0- 0	0- 0			

RPI 1-25				RPI 26-50				RPI 51-100				RPI 101+ Team's RPI: 133			
RPI	S	Opponent	Score	RPI	S	Opponent	Score	RPI	S	Opponent	Score	RPI	S	Opponent	Score
15	H	Buffalo	86 84	28	H	Central Mi ch.	78 81	60	A	Toledo	60 63	109	N	Lamar University	80 90
18	A	Iowa	80 105	37	A	Ball St.	72 81	81	N	Albany (NY)	91 97	110	H	Western Ill.	96 94
				37	H	Ball St.	50 72	86	A	Ohio	75 77	113	A	Western Mi ch.	83 88
								87	A	Miami (OH)	65 67	153	A	SIUE	86 75
								87	H	Miami (OH)	62 77	157	A	Kent St.	72 62
												157	H	Kent St.	81 79
												204	H	Eastern Mi ch.	76 83
												210	A	Akron	84 61
												212	H	Bowling Green	73 68
												257	H	Bradley	76 52
												278	N	Sacramento St.	84 75
												294	A	UTSA	69 55
												313	H	Loyola Chi cago	80 71
												345	A	Chi cago St.	80 59
												346	A	Eastern Ill.	93 64

LAST 12 Division I GAMES:															
				37	H	Ball St.	50 72	86	A	Ohio	75 77				
				212	H	Bowling Green	73 68	204	H	Eastern Mi ch.	76 83				
				210	A	Akron	84 61	28	H	Central Mi ch.	78 81				
				157	A	Kent St.	72 62	60	A	Toledo	60 63				
				87	H	Miami (OH)	62 77	113	A	Western Mi ch.	83 88				
				37	A	Ball St.	72 81	15	H	Buffalo	86 84				

Non-Div I Games:

Northern Ill.

Average RPI Win:	205	WON-LOST	WINNING	LAST 10	STRENGTH OF	OPP. STRENGTH	TEAM	ADJ.	CONF.	ADJ CONF.
Average RPI Loss:	151	RECORD	PCT. RANK	GAMES	SCHEDULE	OF SCHEDULE	RPI	RPI	RPI	RPI
DIV. I ONLY	7- 18	283	4- 6	103	213	241	241	11	11	
DIV. I NON-CONF.	1- 9	318	0- 0	162	317	298	298	15	15	

TOTALS	RPI 1-25	RPI 26-50	W-L RECORDS	RPI 51-100	RPI 101-999	RPI 201+				
7- 18	1- 1	0- 0	OVERALL	0- 5	6- 12	4- 5				
4- 8	1- 0	0- 0	HOME	0- 3	3- 5	3- 1				
3- 9	0- 1	0- 0	AWAY	0- 1	3- 7	1- 4				
0- 1	0- 0	0- 0	NEUTRAL	0- 1	0- 0	0- 0				
1- 9	0- 0	0- 0	NON-CONFERENCE	0- 2	1- 7	0- 4				
0- 4	0- 0	0- 0	HOME	0- 1	0- 3	0- 1				
1- 4	0- 0	0- 0	AWAY	0- 0	1- 4	0- 3				
0- 1	0- 0	0- 0	NEUTRAL	0- 1	0- 0	0- 0				
6- 9	1- 1	0- 0	CONFERENCE	0- 3	5- 5	4- 1				
4- 4	1- 0	0- 0	HOME	0- 2	3- 2	3- 0				
2- 5	0- 1	0- 0	AWAY	0- 1	2- 3	1- 1				
0- 0	0- 0	0- 0	NEUTRAL	0- 0	0- 0	0- 0				

RPI 1-25				RPI 26-50				RPI 51-100				RPI 101+ Team's RPI: 241			
RPI	S	Opponent	Score	RPI	S	Opponent	Score	RPI	S	Opponent	Score	RPI	S	Opponent	Score
12	A	Green Bay	41 58					58	H	Indiana	56 67	111	A	Milwaukee	60 57
12	H	Green Bay	62 54					76	H	IUPUI	35 71	111	H	Milwaukee	49 52
								93	N	Jacksonville	49 61	119	A	Cleveland St.	49 72
								99	A	Wright St.	60 73	119	H	Cleveland St.	65 70
								99	H	Wright St.	63 68	124	A	ETSU	57 45
												139	H	Robert Morris	50 59
												157	H	Kent St.	54 59
												179	A	Youngstown St.	51 54
												183	A	Stetson	56 67
												221	A	Oakland	53 79
												221	H	Oakland	66 59
												243	H	Austin Peay	52 53
												251	A	Illinois St.	37 49
												254	A	North Florida	50 58
												297	A	Murray St.	87 98
												319	A	Detroit Mercy	78 67
												319	H	Detroit Mercy	64 60
												332	H	Ill. - Chicago	61 53

LAST 12 Division I GAMES:															
				99	A	Wright St.	60 73	179	A	Youngstown St.	51 54				
				319	H	Detroit Mercy	64 60	332	H	Ill. - Chicago	61 53				
				221	H	Oakland	66 59	76	H	IUPUI	35 71				
				111	A	Milwaukee	60 57	119	H	Cleveland St.	65 70				
				12	A	Green Bay	41 58	99	H	Wright St.	63 68				
				119	A	Cleveland St.	49 72	221	A	Oakland	53 79				

Non-Div I Games: Oakland City 103 25

Northern Ky.

Average RPI	Win:	231	WON-LOST	WINNING	LAST 10	STRENGTH OF	OPP. STRENGTH	TEAM	ADJ.	CONF.	ADJ CONF.
Average RPI	Loss:	66	RECORD	PCT. RANK	GAMES	SCHEDULE	OF SCHEDULE	RPI	RPI	RPI	RPI
DIV. I ONLY		9- 18		258	1- 9	76	75	188	188	3	3
DIV. I NON-CONF.		7- 7		170	0- 0	150	147	174	174	4	4
<hr/>											
TOTALS	RPI 1-25		RPI 26-50		W-L RECORDS	RPI 51-100		RPI 101-999		RPI 201+	
9- 18	0- 3		0- 6		OVERALL	0- 4		9- 5		5- 0	
5- 8	0- 3		0- 3		HOME	0- 1		5- 1		3- 0	
3- 8	0- 0		0- 0		AWAY	0- 1		3- 0		2- 0	
1- 2	0- 0		0- 0		NEUTRAL	0- 0		1- 2		0- 0	
7- 7	0- 1		0- 2		NON-CONFERENCE	0- 0		7- 4		4- 0	
4- 3	0- 1		0- 1		HOME	0- 0		4- 1		3- 0	
2- 2	0- 0		0- 1		AWAY	0- 0		2- 1		1- 0	
1- 2	0- 0		0- 0		NEUTRAL	0- 0		1- 2		0- 0	
2- 11	0- 2		0- 4		CONFERENCE	0- 4		2- 1		1- 0	
1- 5	0- 2		0- 2		HOME	0- 1		1- 0		0- 0	
1- 6	0- 0		0- 2		AWAY	0- 3		1- 1		1- 0	
0- 0	0- 0		0- 0		NEUTRAL	0- 0		0- 0		0- 0	

RPI 1-25				RPI 26-50				RPI 51-100				RPI 101+ Team's RPI: 188			
RPI	S	Opponent	Score	RPI	S	Opponent	Score	RPI	S	Opponent	Score	RPI	S	Opponent	Score
12	H	Green Bay	57 63	31	A	Syracuse	74 81	58	A	Indiana	73 78	102	N	Auburn	49 48
18	H	Iowa	61 70	33	H	DePaul	63 92	59	A	Michigan St.	51 81	103	A	Missouri St.	59 90
20	H	Maryland	65 68	40	H	Minnesota	63 90	65	H	Nebraska	59 69	111	H	Milwaukee	57 66
				41	A	Purdue	60 63	83	A	Penn St.	59 67	115	N	Chattanooga	44 61
				46	A	Michigan	63 84					116	N	Georgetown	54 55
				46	H	Michigan	59 80					184	H	Stony Brook	68 36
												187	A	Wisconsin	46 58
												187	H	Wisconsin	69 60
												191	A	UT Martin	71 63
												217	A	Illinois	74 59
												221	H	Oakland	88 70
												283	H	Santa Clara	57 47
												345	A	Chicago St.	63 36
												346	H	Eastern Ill.	74 40
<hr/>															
LAST 12 Division I GAMES:															
83	A	Penn St.	59 67	187	A	Wisconsin	46 58								
18	H	Iowa	61 70	41	A	Purdue	60 63								
46	A	Michigan	63 84	187	H	Wisconsin	69 60								
58	A	Indiana	73 78	65	H	Nebraska	59 69								
46	H	Michigan	59 80	59	A	Michigan St.	51 81								
20	H	Maryland	65 68	217	A	Illinois	74 59								

Non-Div I Games:

Northwestern

■ Loss,
 ■ Non-Conf, S Site,
 ■ Home
 ■ Away
 N Neutral

Average RPI Win:	298	WON-LOST	WINNING	LAST 10	STRENGTH OF	OPP. STRENGTH	TEAM	ADJ.	CONF.	ADJ CONF.
Average RPI Loss:	181	RECORD	PCT. RANK	GAMES	SCHEDULE	OF SCHEDULE	RPI	RPI	RPI	RPI
DIV. I ONLY	3- 18	328	2- 8	197	300	323	323	26	26	
DIV. I NON-CONF.	1- 6	306	0- 0	129	96	249	249	25	25	

TOTALS	RPI 1-25	RPI 26-50	W-L RECORDS	RPI 51-100	RPI 101-999	RPI 201+				
3- 18	0- 1	0- 0	OVERALL	0- 2	3- 15	3- 10				
2- 6	0- 0	0- 0	HOME	0- 0	2- 6	2- 4				
1- 11	0- 0	0- 0	AWAY	0- 0	1- 1	1- 0				
0- 1	0- 0	0- 0	NEUTRAL	0- 0	0- 1	0- 1				
1- 6	0- 1	0- 0	NON-CONFERENCE	0- 2	1- 3	1- 2				
0- 1	0- 0	0- 0	HOME	0- 0	0- 1	0- 1				
1- 4	0- 1	0- 0	AWAY	0- 2	1- 1	1- 0				
0- 1	0- 0	0- 0	NEUTRAL	0- 0	0- 1	0- 1				
2- 12	0- 0	0- 0	CONFERENCE	0- 0	2- 12	2- 8				
2- 5	0- 0	0- 0	HOME	0- 0	2- 5	2- 3				
0- 7	0- 0	0- 0	AWAY	0- 0	0- 7	0- 5				
0- 0	0- 0	0- 0	NEUTRAL	0- 0	0- 0	0- 0				

RPI 1-25				RPI 26-50				RPI 51-100				RPI 101+ Team's RPI: 323			
RPI	S	Opponent	Score	RPI	S	Opponent	Score	RPI	S	Opponent	Score	RPI	S	Opponent	Score
11	A	Texas	44 68					53	A	Oklahoma St.	44 78	109	A	Lamar University	44 71
								70	A	TCU	51 89	118	H	Central Ark.	53 61
												126	A	SFA	48 83
												126	H	SFA	62 70
												140	A	Ole Miss	44 75
												203	H	Southern Miss.	59 71
												224	A	New Orleans	63 81
												224	H	New Orleans	52 47
												225	A	Abilene Christian	41 80
												232	N	Texas Southern	43 56
												236	H	A&M-Corpus Christi	56 62
												242	H	Nicholls St.	63 79
												266	A	McNeese	67 72
												266	H	McNeese	44 60
												292	A	Southeastern La.	65 71
												326	A	Houston Baptist	51 57
												335	H	Sam Houston St.	63 60
												336	A	La.-Monroe	70 48

LAST 12 Division I GAMES:															
326	A	Houston Baptist	51 57	224	A	New Orleans	63 81								
126	A	SFA	48 83	292	A	Southeastern La.	65 71								
109	A	Lamar University	44 71	335	H	Sam Houston St.	63 60								
266	H	McNeese	44 60	225	A	Abilene Christian	41 80								
224	H	New Orleans	52 47	126	H	SFA	62 70								
118	H	Central Ark.	53 61	236	H	A&M-Corpus Christi	56 62								

Non-Div I Games: LeTourneau 82 39 LSU-Shreveport 62 42 LSU-Alexandria 85 55 Central Baptist 87 22 Northwestern St.

Average RPI	Win:	73	WON-LOST	WINNING	LAST 10	STRENGTH OF	OPP. STRENGTH	TEAM	ADJ.	CONF.	ADJ CONF.
Average RPI	Loss:	3	RECORD	PCT. RANK	GAMES	SCHEDULE	OF SCHEDULE	RPI	RPI	RPI	RPI
DIV. I ONLY		24- 2	6	9- 1	1	2	2	2	1	1	
DIV. I NON-CONF.		12- 1	6	1- 0	2	6	2	2	1	1	

TOTALS	RPI 1-25		RPI 26-50		W-L RECORDS	RPI 51-100		RPI 101-999		RPI 201+	
24- 2	5- 2		8- 0		OVERALL	5- 0		6- 0		2- 0	
11- 0	1- 0		4- 0		HOME	2- 0		4- 0		2- 0	
10- 2	2- 2		4- 0		AWAY	3- 0		1- 0		0- 0	
3- 0	2- 0		0- 0		NEUTRAL	0- 0		1- 0		0- 0	
12- 1	3- 1		5- 0		NON-CONFERENCE	2- 0		2- 0		1- 0	
5- 0	1- 0		2- 0		HOME	1- 0		1- 0		1- 0	
4- 1	0- 1		3- 0		AWAY	1- 0		0- 0		0- 0	
3- 0	2- 0		0- 0		NEUTRAL	0- 0		1- 0		0- 0	
12- 1	2- 1		3- 0		CONFERENCE	3- 0		4- 0		1- 0	
6- 0	0- 0		2- 0		HOME	1- 0		3- 0		1- 0	
6- 1	2- 1		1- 0		AWAY	2- 0		1- 0		0- 0	
0- 0	0- 0		0- 0		NEUTRAL	0- 0		0- 0		0- 0	

RPI	S	Opponent	Score	RPI	S	Opponent	Score	RPI	S	Opponent	Score	RPI	S	Opponent	Score
1	A	UConn	71 80	29	H	Marquette	91 85	59	H	Michigan St.	90 59	105	H	North Carolina	94 62
4	A	Louisville	67 100	30	A	Virginia	83 69	62	A	Georgia Tech	77 54	124	N	ETSU	77 46
5	A	Florida St.	100 69	31	H	Syracuse	87 72	62	H	Georgia Tech	85 69	135	H	Clemson	90 37
9	H	Tennessee	84 70	33	H	DePaul	91 82	73	A	Penn	66 54	168	A	Pittsburgh	87 53
14	N	South Carolina	92 85	43	A	Oregon St.	72 67	98	A	Wake Forest	96 73	202	H	Boston College	89 60
17	A	Duke	72 54	45	A	Western Ky.	78 65					288	H	Mt. St. Mary's	121 65
24	N	South Fla.	76 66	46	A	Michigan	83 63								
				49	H	Miami (FL)	83 76								

LAST 12 Division I GAMES:															
30	A	Virginia	83 69	135	H	Clemson	90 37	9	H	Tennessee	84 70				
62	H	Georgia Tech	85 69					202	H	Boston College	89 60				
17	A	Duke	72 54					4	A	Louisville	67 100				
105	H	North Carolina	94 62					62	A	Georgia Tech	77 54				
5	A	Florida St.	100 69					49	H	Miami (FL)	83 76				
168	A	Pittsburgh	87 53												

Non-Div I Games:

Notre Dame

Average RPI Win:	278	WON-LOST	WINNING	LAST 10	STRENGTH OF	OPP. STRENGTH	TEAM	ADJ.	CONF.	ADJ CONF.
Average RPI Loss:	104	RECORD	PCT. RANK	GAMES	SCHEDULE	OF SCHEDULE	RPI	RPI	RPI	RPI
DIV. I ONLY	11- 14	208	2- 8	211	169	221	221	11	11	
DIV. I NON-CONF.	6- 4	122	0- 0	283	160	151	151	15	15	

TOTALS	RPI 1-25	RPI 26-50	W-L RECORDS	RPI 51-100	RPI 101-999	RPI 201+				
11- 14	0- 1	0- 2	OVERALL	0- 5	11- 6	10- 1				
5- 7	0- 1	0- 1	HOME	0- 2	5- 3	5- 0				
4- 7	0- 0	0- 1	AWAY	0- 3	4- 3	3- 1				
2- 0	0- 0	0- 0	NEUTRAL	0- 0	2- 0	2- 0				
6- 4	0- 0	0- 2	NON-CONFERENCE	0- 1	6- 1	6- 0				
2- 1	0- 0	0- 1	HOME	0- 0	2- 0	2- 0				
2- 3	0- 0	0- 1	AWAY	0- 1	2- 1	2- 0				
2- 0	0- 0	0- 0	NEUTRAL	0- 0	2- 0	2- 0				
5- 10	0- 1	0- 0	CONFERENCE	0- 4	5- 5	4- 1				
3- 6	0- 1	0- 0	HOME	0- 2	3- 3	3- 0				
2- 4	0- 0	0- 0	AWAY	0- 2	2- 2	1- 1				
0- 0	0- 0	0- 0	NEUTRAL	0- 0	0- 0	0- 0				

RPI	S	Opponent	Score	RPI	S	Opponent	Score	RPI	S	Opponent	Score	RPI	S	Opponent	Score	Team's RPI: 221
12	H	Green Bay	48 81	28	H	Central Mich.	85 103	59	A	Michigan St.	63 95	111	H	Milwaukee	62 74	
				46	A	Michigan	69 78	76	A	IUPUI	64 80	119	A	Cleveland St.	62 70	
								76	H	IUPUI	55 73	119	H	Cleveland St.	66 86	
								99	A	Wright St.	75 80	179	A	Youngstown St.	58 48	
								99	H	Wright St.	57 77	179	H	Youngstown St.	76 86	
												188	A	Northwestern	70 88	
												239	H	Niagara	67 59	
												241	A	Northern Ky.	59 66	
												241	H	Northern Ky.	79 53	
												251	H	Illinois St.	64 43	
												265	A	Cornell	79 77	
												274	N	Old Dominion	80 59	
												285	A	Canius	83 48	
												319	H	Detroit Mercy	83 50	
												332	A	Ill.-Chicago	67 63	
												332	H	Ill.-Chicago	95 78	
												343	N	Ark.-Pine Bluff	69 37	

LAST 12 Division I GAMES:																
332	H	Ill.-Chicago	95 78	319	H	Detroit Mercy	83 50									
76	H	IUPUI	55 73	12	H	Green Bay	48 81									
99	A	Wright St.	75 80	111	H	Milwaukee	62 74									
241	A	Northern Ky.	59 66	76	A	IUPUI	64 80									
119	H	Cleveland St.	66 86	332	A	Ill.-Chicago	67 63									
179	H	Youngstown St.	76 86	241	H	Northern Ky.	79 53									

Non-Div I Games: Mich.-Dearborn 104 44

Oakland

Average RPI Win:	170	WON-LOST	WINNING	LAST 10	STRENGTH OF	OPP. STRENGTH	TEAM	ADJ.	CONF.	ADJ CONF.
Average RPI Loss:	79	RECORD	PCT. RANK	GAMES	SCHEDULE	OF SCHEDULE	RPI	RPI	RPI	RPI
DIV. I ONLY	13- 11	147	6- 4	43	94	86	86	8	8	
DIV. I NON-CONF.	5- 5	170	0- 0	69	191	114	114	8	8	

TOTALS	RPI 1-25	RPI 26-50	W-L RECORDS	RPI 51-100	RPI 101-999	RPI 201+				
13- 11	0- 1	2- 4	OVERALL	1- 3	10- 3	6- 1				
7- 4	0- 1	1- 2	HOME	1- 1	5- 0	3- 0				
6- 5	0- 0	1- 0	AWAY	0- 1	5- 0	3- 0				
0- 2	0- 0	0- 1	NEUTRAL	0- 0	0- 1	0- 0				
5- 5	0- 0	1- 2	NON-CONFERENCE	0- 1	4- 2	3- 0				
2- 2	0- 0	0- 1	HOME	0- 1	2- 0	1- 0				
3- 1	0- 0	1- 0	AWAY	0- 0	2- 1	2- 0				
0- 2	0- 0	0- 1	NEUTRAL	0- 0	0- 1	0- 0				
8- 6	0- 1	1- 2	CONFERENCE	1- 2	6- 1	3- 1				
5- 2	0- 1	1- 1	HOME	1- 0	3- 0	2- 0				
3- 4	0- 0	0- 1	AWAY	0- 2	3- 1	1- 1				
0- 0	0- 0	0- 0	NEUTRAL	0- 0	0- 0	0- 0				

RPI 1-25				RPI 26-50				RPI 51-100				RPI 101+			
RPI	S	Opponent	Score	RPI	S	Opponent	Score	RPI	S	Opponent	Score	RPI	S	Opponent	Score
15	H	Buffalo	63 67	28	A	Central Mich.	58 82	60	A	Toledo	57 75	113	A	Western Mich.	69 54
				28	H	Central Mich.	72 74	60	H	Toledo	78 61	119	A	Cleveland St.	64 71
				30	N	Virginia	59 77	76	H	IUPUI	52 76	133	H	Northern Ill.	77 75
				37	H	Ball St.	80 76	87	A	Miami (OH)	55 64	157	A	Kent St.	78 65
				41	A	Purdue	77 71					174	N	Furman	68 70
				46	H	Michigan	61 74					198	H	High Point	64 61
												204	A	Eastern Mich.	58 73
												210	H	Akron	70 67
												211	H	N. C. A&T	72 65
												212	A	Bowling Green	70 63
												212	H	Bowling Green	69 58
												303	A	Eastern Ky.	69 57
												318	A	Marshall	54 52

LAST 12 Division I GAMES:															
212	H	Bowling Green	69 58	133	H	Northern Ill.	77 75	212	A	Bowling Green	70 63	15	H	Buffalo	63 67
204	A	Eastern Mich.	58 73	212	A	Bowling Green	70 63	113	A	Western Mich.	69 54	60	A	Toledo	57 75
157	A	Kent St.	78 65	113	A	Western Mich.	69 54	210	H	Akron	70 67				
28	H	Central Mich.	72 74	60	A	Toledo	78 61								
37	H	Ball St.	80 76												
87	A	Miami (OH)	55 64												

Non-Div I Games: Notre Dame (OH) 93 37

Ohio

Average RPI	Win:	92	WON-LOST	WINNING	LAST 10	STRENGTH OF	OPP. STRENGTH	TEAM	ADJ.	CONF.	ADJ CONF.
Average RPI	Loss:	22	RECORD	PCT. RANK	GAMES	SCHEDULE	OF SCHEDULE	RPI	RPI	RPI	RPI
DIV. I ONLY		21- 6		37	6- 4	7	5	7	7	3	3
DIV. I NON-CONF.		11- 3		45	0- 1	9	4	6	6	4	4

TOTALS	RPI 1-25		RPI 26-50		W-L RECORDS		RPI 51-100		RPI 101-999		RPI 201+
21- 6	3- 5		3- 1		OVERALL		8- 0		7- 0		1- 0
11- 2	2- 1		1- 1		HOME		6- 0		2- 0		0- 0
7- 4	0- 4		1- 0		AWAY		2- 0		4- 0		1- 0
3- 0	1- 0		1- 0		NEUTRAL		0- 0		1- 0		0- 0
11- 3	2- 3		1- 0		NON-CONFERENCE		3- 0		5- 0		0- 0
6- 1	1- 1		0- 0		HOME		3- 0		2- 0		0- 0
2- 2	0- 2		0- 0		AWAY		0- 0		2- 0		0- 0
3- 0	1- 0		1- 0		NEUTRAL		0- 0		1- 0		0- 0
10- 3	1- 2		2- 1		CONFERENCE		5- 0		2- 0		1- 0
5- 1	1- 0		1- 1		HOME		3- 0		0- 0		0- 0
5- 2	0- 2		1- 0		AWAY		2- 0		2- 0		1- 0
0- 0	0- 0		0- 0		NEUTRAL		0- 0		0- 0		0- 0

RPI	S	Opponent	Score	RPI	S	Opponent	Score	RPI	S	Opponent	Score	RPI	S	Opponent	Score
4	H	Louisville	90 95	40	H	Minnesota	91 75	51	H	Quinnipiac	95 63	131	H	Idaho	99 56
13	H	Stanford	85 64	46	A	Michigan	78 71	58	A	Indiana	77 62	132	A	Cincinnati	87 76
13	N	Stanford	94 82	46	H	Michigan	75 84	58	H	Indiana	85 70	156	A	Florida	103 77
17	A	Duke	60 69	50	N	FGCU	104 62	59	H	Michigan St.	78 62	181	H	Washington	85 76
18	A	Iowa	89 103					65	A	Nebraska	73 61	187	A	Wisconsin	68 55
20	A	Maryland	69 99					81	H	Maine	83 70	201	N	Memphis	100 69
22	H	Rutgers	90 68					83	H	Penn St.	94 64	217	A	Illinois	88 69
24	A	South Fla.	65 84					91	H	Dartmouth	103 70				

LAST 12 Division I GAMES:															
217	A	Illinois	88 69	18	A	Iowa	89 103								
24	A	South Fla.	65 84	20	A	Maryland	69 99								
22	H	Rutgers	90 68	46	H	Michigan	75 84								
187	A	Wisconsin	68 55	58	A	Indiana	77 62								
83	H	Penn St.	94 64	46	A	Michigan	78 71								
59	H	Michigan St.	78 62	40	H	Minnesota	91 75								

Non-Div I Games:

Ohio St.

Oklahoma

Oklahoma				Through Games Of Feb. 17, 2018															
Average RPI Win: 110		WON-LOST RECORD		WINNING PCT. RANK		LAST 10 GAMES		STRENGTH OF SCHEDULE		OPP. STRENGTH OF SCHEDULE		TEAM RPI		ADJ. RPI		CONF. RPI		ADJ CONF. RPI	
Average RPI Loss: 45																			
DIV. I ONLY		14- 12		150		6- 4		2		28		25		25		4		4	
DIV. I NON-CONF.		5- 6		187		0- 0		3		23		34		34		5		5	

TOTALS		RPI 1-25		RPI 26-50		W-L RECORDS		RPI 51-100		RPI 101-999		RPI 201+							
14- 12		1- 5		0- 2		OVERALL		7- 3		6- 2		2- 0							
8- 4		1- 2		0- 0		HOME		5- 1		2- 1		1- 0							
6- 7		0- 2		0- 2		AWAY		2- 2		4- 1		1- 0							
0- 1		0- 1		0- 0		NEUTRAL		0- 0		0- 0		0- 0							
5- 6		1- 2		0- 2		NON-CONFERENCE		2- 0		2- 2		1- 0							
4- 1		1- 0		0- 0		HOME		2- 0		1- 1		1- 0							
1- 4		0- 1		0- 2		AWAY		0- 0		1- 1		0- 0							
0- 1		0- 1		0- 0		NEUTRAL		0- 0		0- 0		0- 0							
9- 6		0- 3		0- 0		CONFERENCE		5- 3		4- 0		1- 0							
4- 3		0- 2		0- 0		HOME		3- 1		1- 0		0- 0							
5- 3		0- 1		0- 0		AWAY		2- 2		3- 0		1- 0							
0- 0		0- 0		0- 0		NEUTRAL		0- 0		0- 0		0- 0							

RPI 1-25				Team's RPI: 25				RPI 26-50				RPI 51-100				RPI 101+			
RPI	S	Opponent	Score		RPI	S	Opponent	Score		RPI	S	Opponent	Score		RPI	S	Opponent	Score	
1	N	UConn	64 88		32	A	South Dakota St.	61 67		53	A	Oklahoma St.	82 96		106	A	Little Rock	56 68	
6	A	Baylor	65 74		33	A	DePaul	108 111		53	H	Oklahoma St.	67 70		112	A	Iowa St.	74 69	
6	H	Baylor	52 74							66	A	West Virginia	79 77		121	A	Colorado St.	78 46	
8	A	Oregon	74 92							66	H	West Virginia	76 57		156	H	Florida	61 80	
11	H	Texas	78 88							69	H	Belmont	96 73		157	A	Kansas	72 52	
24	H	South Fla.	79 74							70	A	TCU	58 62		157	H	Kansas	97 64	
										70	H	TCU	84 71		205	H	SMU	87 75	
										88	A	Kansas St.	76 71		227	A	Texas Tech	73 52	
										88	H	Kansas St.	68 49						
										89	H	New Mexico	105 63						
LAST 12 Division I GAMES:																			
66	A	West Virginia	79 77		157	H	Kansas	97 64											
157	A	Kansas	72 52		53	H	Oklahoma St.	67 70											
6	A	Baylor	65 74		88	A	Kansas St.	76 71											
66	H	West Virginia	76 57		6	H	Baylor	52 74											
88	H	Kansas St.	68 49		227	A	Texas Tech	73 52											
70	A	TCU	58 62		53	A	Oklahoma St.	82 96											

Non-Div I Games:

Oklahoma

Average RPI Win: 166		WON-LOST	WINNING	LAST 10	STRENGTH OF	OPP. STRENGTH	TEAM	ADJ.	CONF.	ADJ CONF.
Average RPI Loss: 31		RECORD	PCT. RANK	GAMES	SCHEDULE	OF SCHEDULE	RPI	RPI	RPI	RPI
DIV. I ONLY		18- 8	68	6- 4	62	26	53	53	4	4
DIV. I NON-CONF.		9- 2	33	0- 0	175	93	63	63	5	5
TOTALS		RPI 1-25	RPI 26-50	W-L RECORDS	RPI 51-100	RPI 101-999	RPI 201+			
18- 8		3- 6	0- 0	OVERALL	4- 1	11- 1	8- 0			
13- 3		2- 2	0- 0	HOME	2- 0	9- 1	7- 0			
4- 4		1- 3	0- 0	AWAY	1- 1	2- 0	1- 0			
1- 1		0- 1	0- 0	NEUTRAL	1- 0	0- 0	0- 0			
9- 2		1- 2	0- 0	NON-CONFERENCE	1- 0	7- 0	6- 0			
8- 0		1- 0	0- 0	HOME	0- 0	7- 0	6- 0			
0- 1		0- 1	0- 0	AWAY	0- 0	0- 0	0- 0			
1- 1		0- 1	0- 0	NEUTRAL	1- 0	0- 0	0- 0			
9- 6		2- 4	0- 0	CONFERENCE	3- 1	4- 1	2- 0			
5- 3		1- 2	0- 0	HOME	2- 0	2- 1	1- 0			
4- 3		1- 2	0- 0	AWAY	1- 1	2- 0	1- 0			
0- 0		0- 0	0- 0	NEUTRAL	0- 0	0- 0	0- 0			

RPI 1-25				RPI 26-50				RPI 51-100				RPI 101+			
RPI	S	Opponent	Score	RPI	S	Opponent	Score	RPI	S	Opponent	Score	RPI	S	Opponent	Score
3	A	Mississippi St.	76 79					66	H	West Virginia	79 73	112	A	Iowa St.	81 73
6	A	Baylor	64 77					68	N	South Dakota	76 68	112	H	Iowa St.	69 78
6	H	Baylor	45 87					70	A	TCU	71 54	137	H	Wichita St.	91 67
9	N	Tennessee	69 79					88	A	Kansas St.	64 80	157	H	Kansas	92 63
10	H	UCLA	87 72					88	H	Kansas St.	76 68	207	H	Southern U.	94 66
11	A	Texas	79 84									227	A	Texas Tech	98 57
11	H	Texas	62 77									227	H	Texas Tech	80 62
25	A	Oklahoma	70 67									286	H	USC Upstate	108 71
25	H	Oklahoma	96 82									308	H	UTRGV	80 38
												310	H	Incarnate Word	86 35
												323	H	Northwestern St.	78 44
												336	H	La.-Monroe	112 58

Team's RPI: 53															
LAST 12 Division I GAMES:															
11	H	Texas	62 77	227	H	Texas Tech	80 62								
6	H	Baylor	45 87	112	H	Iowa St.	69 78								
112	A	Iowa St.	81 73	25	A	Oklahoma	70 67								
70	A	TCU	71 54	66	H	West Virginia	79 73								
157	H	Kansas	92 63	88	A	Kansas St.	64 80								
6	A	Baylor	64 77	25	H	Oklahoma	96 82								

Non-Div I Games:

Oklahoma St.

Average RPI Win:	268	WON-LOST	WINNING	LAST 10	STRENGTH OF	OPP. STRENGTH	TEAM	ADJ.	CONF.	ADJ CONF.
Average RPI Loss:	148	RECORD	PCT. RANK	GAMES	SCHEDULE	OF SCHEDULE	RPI	RPI	RPI	RPI
DIV. I ONLY	8- 19	278	6- 4	151	218	274	274	18	18	
DIV. I NON-CONF.	2- 12	306	0- 1	145	251	304	304	19	19	

TOTALS	RPI 1-25	RPI 26-50	W-L RECORDS	RPI 51-100	RPI 101-999	RPI 201+				
8- 19	0- 2	0- 1	OVERALL	0- 3	8- 13	7- 5				
7- 7	0- 2	0- 0	HOME	0- 2	7- 3	6- 0				
1- 9	0- 0	0- 1	AWAY	0- 1	1- 7	1- 3				
0- 3	0- 0	0- 0	NEUTRAL	0- 0	0- 3	0- 2				
2- 12	0- 2	0- 0	NON-CONFERENCE	0- 1	2- 9	2- 3				
2- 5	0- 2	0- 0	HOME	0- 1	2- 2	2- 0				
0- 4	0- 0	0- 0	AWAY	0- 0	0- 4	0- 1				
0- 3	0- 0	0- 0	NEUTRAL	0- 0	0- 3	0- 2				
6- 7	0- 0	0- 1	CONFERENCE	0- 2	6- 4	5- 2				
5- 2	0- 0	0- 0	HOME	0- 1	5- 1	4- 0				
1- 5	0- 0	0- 1	AWAY	0- 1	1- 3	1- 2				
0- 0	0- 0	0- 0	NEUTRAL	0- 0	0- 0	0- 0				

RPI 1-25				RPI 26-50				RPI 51-100				RPI 101+ Team's RPI: 274			
RPI	S	Opponent	Score	RPI	S	Opponent	Score	RPI	S	Opponent	Score	RPI	S	Opponent	Score
17	H	Duke	51 84	45	A	Western Ky.	48 62	80	H	UAB	61 74	104	A	George Mason	53 66
19	H	NC State	56 73					85	H	Liberty	55 63	130	N	Saint Francis (PA)	68 79
								96	A	Rice	45 53	132	H	Cincinnati	33 54
												138	H	Charlotte	60 63
												160	A	William & Mary	58 75
												167	A	Louisiana Tech	45 59
												169	H	UTEP	56 52
												196	H	Richmond	45 54
												200	A	Hampton	42 50
												203	A	Southern Miss.	74 55
												218	A	North Texas	46 63
												221	N	Oakland	59 80
												225	N	Abilene Christian	60 74
												237	H	Fla. Atlantic	59 54
												281	A	VCU	39 68
												294	A	UTSA	56 64
												294	H	UTSA	69 63
												300	H	Coppin St.	75 67
												302	H	FIU	68 60
												317	H	South Carolina St.	52 35
												318	H	Marshall	69 53

LAST 12 Division I GAMES:															
				169	H	UTEP	56 52	167	A	Louisiana Tech	45 59				
				237	H	Fla. Atlantic	59 54	294	H	UTSA	69 63				
				203	A	Southern Miss.	74 55	318	H	Marshall	69 53				
				45	A	Western Ky.	48 62	200	A	Hampton	42 50				
				302	H	FIU	68 60	294	A	UTSA	56 64				
				96	A	Rice	45 53	218	A	North Texas	46 63				

Non-Div I Games:

Old Dominion

Average RPI Win:	265	WON-LOST	WINNING	LAST 10	STRENGTH OF	OPP. STRENGTH	TEAM	ADJ.	CONF.	ADJ CONF.
Average RPI Loss:	135	RECORD	PCT. RANK	GAMES	SCHEDULE	OF SCHEDULE	RPI	RPI	RPI	RPI
DIV. I ONLY	8- 14	247	2- 7	166	225	238	238	13	13	
DIV. I NON-CONF.	6- 4	122	0- 0	275	312	159	159	16	16	

TOTALS	RPI 1-25	RPI 26-50	W-L RECORDS	RPI 51-100	RPI 101-999	RPI 201+				
8- 14	0- 0	0- 3	OVERALL	0- 3	8- 8	7- 3				
5- 6	0- 0	0- 2	HOME	0- 1	5- 3	4- 0				
3- 8	0- 0	0- 1	AWAY	0- 2	3- 5	3- 3				
0- 0	0- 0	0- 0	NEUTRAL	0- 0	0- 0	0- 0				
6- 4	0- 0	0- 1	NON-CONFERENCE	0- 1	6- 2	5- 2				
3- 1	0- 0	0- 1	HOME	0- 0	3- 0	2- 0				
3- 3	0- 0	0- 0	AWAY	0- 1	3- 2	3- 2				
0- 0	0- 0	0- 0	NEUTRAL	0- 0	0- 0	0- 0				
2- 10	0- 0	0- 2	CONFERENCE	0- 2	2- 6	2- 1				
2- 5	0- 0	0- 1	HOME	0- 1	2- 3	2- 0				
0- 5	0- 0	0- 1	AWAY	0- 1	0- 3	0- 1				
0- 0	0- 0	0- 0	NEUTRAL	0- 0	0- 0	0- 0				

RPI	S	Opponent	Score	RPI	S	Opponent	Score	RPI	S	Opponent	Score	RPI	S	Opponent	Score	Team's RPI: 238
32	A	South Dakota St.	64 89	68	A	South Dakota	46 70	110	A	Western Ill.	68 103					
32	H	South Dakota St.	54 103	68	H	South Dakota	50 72	110	H	Western Ill.	51 90					
42	H	Creighton	51 72	88	A	Kansas St.	60 81	150	H	UNI	78 74					
								172	A	Denver	60 81					
								172	H	Denver	74 85					
								186	H	Oral Roberts	53 82					
								206	A	CSUN	68 60					
								216	A	CSU Bakersfield	43 52					
								233	H	Montana St.	64 53					
								257	A	Bradley	56 69					
								275	H	North Dakota St.	80 67					
								286	A	USC Upstate	69 66					
								298	A	Wofford	64 60					
								331	A	Fort Wayne	65 76					
								331	H	Fort Wayne	77 61					
								340	H	Florida A&M	78 73					

LAST 12 Division I GAMES:																
172	A	Denver	60 81	68	A	South Dakota	46 70									
68	H	South Dakota	50 72	172	H	Denver	74 85									
331	H	Fort Wayne	77 61	110	H	Western Ill.	51 90									
110	A	Western Ill.	68 103	331	A	Fort Wayne	65 76									
32	H	South Dakota St.	54 103	32	A	South Dakota St.	64 89									
275	H	North Dakota St.	80 67	186	H	Oral Roberts	53 82									

Non-Div I Games: Graceland (IA) 96 69 Peru St. 63 47 St. Mary (NE) 81 58

Omaha

Average RPI Win: 284	WON-LOST RECORD	WINNING PCT. RANK	LAST 10 GAMES	STRENGTH OF SCHEDULE	OPP. STRENGTH OF SCHEDULE	TEAM RPI	ADJ. RPI	CONF. RPI	ADJ CONF. RPI
Average RPI Loss: 94									
DIV. I ONLY	13- 12	163	3- 6	261	193	186	186	13	13
DIV. I NON-CONF.	7- 5	132	0- 0	333	261	218	218	16	16

TOTALS	RPI 1-25	RPI 26-50	W-L RECORDS	RPI 51-100	RPI 101-999	RPI 201+			
13- 12	0- 0	0- 2	OVERALL	0- 4	13- 6	11- 0			
4- 4	0- 0	0- 1	HOME	0- 1	4- 2	3- 0			
5- 8	0- 0	0- 1	AWAY	0- 3	5- 4	4- 0			
4- 0	0- 0	0- 0	NEUTRAL	0- 0	4- 0	4- 0			
7- 5	0- 0	0- 0	NON-CONFERENCE	0- 2	7- 3	6- 0			
1- 1	0- 0	0- 0	HOME	0- 0	1- 1	1- 0			
2- 4	0- 0	0- 0	AWAY	0- 2	2- 2	1- 0			
4- 0	0- 0	0- 0	NEUTRAL	0- 0	4- 0	4- 0			
6- 7	0- 0	0- 2	CONFERENCE	0- 2	6- 3	5- 0			
3- 3	0- 0	0- 1	HOME	0- 1	3- 1	2- 0			
3- 4	0- 0	0- 1	AWAY	0- 1	3- 2	3- 0			
0- 0	0- 0	0- 0	NEUTRAL	0- 0	0- 0	0- 0			

RPI S Opponent	Score	RPI S Opponent	Score	RPI S Opponent	Score	RPI S Opponent	Score
32 A South Dakota St.	72 96	68 A South Dakota	55 72	103 A Missouri St.	66 76		
32 H South Dakota St.	70 77	68 H South Dakota	68 73	108 H Arkansas	66 77		
		70 A TCU	58 72	110 A Western Ill.	49 56		
		95 A Utah	50 71	110 H Western Ill.	63 85		
				162 A UT Arlington	46 70		
				171 A Tulsa	53 41		
				172 A Denver	54 70		
				172 H Denver	90 60		
				238 A Omaha	82 53		
				275 A North Dakota St.	64 57		
				275 H North Dakota St.	71 48		
				282 A UMKC	76 73		
				304 N Alcorn	76 52		
				321 N Long Beach St.	64 58		
				325 N Cal St. Fullerton	60 50		
				326 H Houston Baptist	78 56		
				331 A Fort Wayne	73 48		
				331 H Fort Wayne	66 45		
				345 N Chicago St.	73 43		
LAST 12 Division I GAMES:							
68 A South Dakota	55 72	172 H Denver	90 60				
172 A Denver	54 70	68 H South Dakota	68 73				
32 A South Dakota St.	72 96	32 H South Dakota St.	70 77				
275 A North Dakota St.	64 57	275 H North Dakota St.	71 48				
110 H Western Ill.	63 85	110 A Western Ill.	49 56				
331 H Fort Wayne	66 45	331 A Fort Wayne	73 48				

Non-Div I Games: Okla. Panhandle 88 35 Cent. Christian (KS) 18 47

Oral Roberts

Average RPI	Win:	121	WON-LOST	WINNING	LAST 10	STRENGTH OF	OPP. STRENGTH	TEAM	ADJ.	CONF.	ADJ CONF.
Average RPI	Loss:	16	RECORD	PCT. RANK	GAMES	SCHEDULE	OF SCHEDULE	RPI	RPI	RPI	RPI
DIV. I ONLY		24- 4	9	8- 2	22	17	8	8	5	5	
DIV. I NON-CONF.		11- 2	22	0- 0	20	25	7	7	3	3	

TOTALS	RPI 1-25		RPI 26-50		W-L RECORDS		RPI 51-100		RPI 101-999		RPI 201+
24- 4	4- 3		5- 1		OVERALL		4- 0		11- 0		4- 0
15- 1	1- 1		4- 0		HOME		2- 0		8- 0		3- 0
7- 3	2- 2		1- 1		AWAY		2- 0		2- 0		0- 0
2- 0	1- 0		0- 0		NEUTRAL		0- 0		1- 0		1- 0
11- 2	3- 2		0- 0		NON-CONFERENCE		1- 0		7- 0		3- 0
8- 0	1- 0		0- 0		HOME		1- 0		6- 0		2- 0
1- 2	1- 2		0- 0		AWAY		0- 0		0- 0		0- 0
2- 0	1- 0		0- 0		NEUTRAL		0- 0		1- 0		1- 0
13- 2	1- 1		5- 1		CONFERENCE		3- 0		4- 0		1- 0
7- 1	0- 1		4- 0		HOME		1- 0		2- 0		1- 0
6- 1	1- 0		1- 1		AWAY		2- 0		2- 0		0- 0
0- 0	0- 0		0- 0		NEUTRAL		0- 0		0- 0		0- 0

RPI	S	Opponent	Score	RPI	S	Opponent	Score	RPI	S	Opponent	Score	RPI	S	Opponent	Score
3	A	Mississippi St.	79 90	34	H	California	91 54	79	H	Drake	110 77	140	H	Ole Miss	90 46
4	A	Louisville	61 74	39	H	Arizona St.	74 64	92	A	Washington St.	90 79	146	A	Colorado	74 55
10	A	UCLA	70 61	43	A	Oregon St.	79 85	92	H	Washington St.	89 56	170	H	Weber St.	114 87
13	H	Stanford	65 78	43	H	Oregon St.	75 63	95	A	Utah	84 68	173	H	Eastern Wash.	81 40
21	A	Texas A&M	83 68	48	A	Southern California	70 66					181	A	Washington	76 63
21	N	Texas A&M	84 62	48	H	Southern California	80 74					181	H	Washington	94 83
25	H	Oklahoma	92 74									200	H	Hampton	87 45

Team's RPI: 8															
RPI 1-25															
RPI 26-50															
RPI 51-100															
RPI 101+															
LAST 12 Division I GAMES:															
48	H	Southern California	80 74	146	A	Colorado	74 55								
92	A	Washington St.	90 79	43	H	Oregon St.	75 63								
181	A	Washington	76 63	43	A	Oregon St.	79 85								
13	H	Stanford	65 78	39	H	Arizona St.	74 64								
34	H	California	91 54	279	H	Arizona	62 44								
95	A	Utah	84 68	10	A	UCLA	70 61								

Non-Div I Games:

Oregon

Average RPI Win:	167	WON-LOST	WINNING	LAST 10	STRENGTH OF	OPP. STRENGTH	TEAM	ADJ.	CONF.	ADJ CONF.
Average RPI Loss:	16	RECORD	PCT. RANK	GAMES	SCHEDULE	OF SCHEDULE	RPI	RPI	RPI	RPI
DIV. I ONLY	20- 6	38	8- 2	102	38	43	43	5	5	
DIV. I NON-CONF.	9- 2	33	0- 0	270	138	100	100	3	3	

TOTALS	RPI 1-25	RPI 26-50	W-L RECORDS	RPI 51-100	RPI 101-999	RPI 201+				
20- 6	2- 5	2- 1	OVERALL	4- 0	12- 0	7- 0				
13- 2	2- 2	2- 0	HOME	2- 0	7- 0	4- 0				
5- 4	0- 3	0- 1	AWAY	2- 0	3- 0	1- 0				
2- 0	0- 0	0- 0	NEUTRAL	0- 0	2- 0	2- 0				
9- 2	0- 2	0- 0	NON-CONFERENCE	1- 0	8- 0	6- 0				
6- 1	0- 1	0- 0	HOME	1- 0	5- 0	3- 0				
1- 1	0- 1	0- 0	AWAY	0- 0	1- 0	1- 0				
2- 0	0- 0	0- 0	NEUTRAL	0- 0	2- 0	2- 0				
11- 4	2- 3	2- 1	CONFERENCE	3- 0	4- 0	1- 0				
7- 1	2- 1	2- 0	HOME	1- 0	2- 0	1- 0				
4- 3	0- 2	0- 1	AWAY	2- 0	2- 0	0- 0				
0- 0	0- 0	0- 0	NEUTRAL	0- 0	0- 0	0- 0				

RPI 1-25				RPI 26-50				Team's RPI: 43				RPI 51-100				RPI 101+			
RPI	S	Opponent	Score	RPI	S	Opponent	Score	RPI	S	Opponent	Score	RPI	S	Opponent	Score	RPI	S	Opponent	Score
2	H	Notre Dame	67 72	34	H	Cal i forn i a	68 48	63	H	UC Dav i s	61 47	146	A	Col orado	86 71				
8	A	Oregon	63 75	39	H	Ar i zona St.	57 54	92	A	Washi ngton St.	63 61	176	H	North Dakota	65 55				
8	H	Oregon	85 79	48	A	Southern Cal i forn i a	61 65	92	H	Washi ngton St.	71 53	181	A	Washi ngton	95 57				
10	A	UCLA	49 84					95	A	Utah	69 58	181	H	Washi ngton	75 63				
10	H	UCLA	67 64									189	H	UC Santa Barbara	74 49				
13	H	Stanford	57 60									208	N	Nevada	89 49				
17	A	Duke	65 72									250	H	San Jose St.	110 62				
LAST 12 Di v i s i o n I GAMES:																			
10	H	UCLA	67 64	95	A	Utah	69 58	8	A	Oregon	63 75	8	H	Oregon	85 79				
181	A	Washi ngton	95 57	8	A	Oregon	85 79	279	H	Ar i zona	88 48	39	H	Ar i zona St.	57 54				
92	A	Washi ngton St.	63 61	34	H	Cal i forn i a	68 48	48	A	Southern Cal i forn i a	61 65								
34	H	Cal i forn i a	68 48	13	H	Stanford	57 60												
146	A	Col orado	86 71																

Non-Di v I Games:

Oregon St.

Average RPI Win:	210	WON-LOST	WINNING	LAST 10	STRENGTH OF	OPP. STRENGTH	TEAM	ADJ.	CONF.	ADJ CONF.
Average RPI Loss:	121	RECORD	PCT. RANK	GAMES	SCHEDULE	OF SCHEDULE	RPI	RPI	RPI	RPI
DIV. I ONLY	12- 14	202	5- 5	107	156	178	178	14	14	
DIV. I NON-CONF.	5- 5	170	0- 0	43	187	130	130	11	11	

TOTALS	RPI 1-25	RPI 26-50	W-L RECORDS	RPI 51-100	RPI 101-999	RPI 201+				
12- 14	0- 0	1- 4	OVERALL	0- 3	11- 7	7- 2				
9- 6	0- 0	1- 2	HOME	0- 2	8- 2	5- 0				
3- 8	0- 0	0- 2	AWAY	0- 1	3- 5	2- 2				
0- 0	0- 0	0- 0	NEUTRAL	0- 0	0- 0	0- 0				
5- 5	0- 0	1- 2	NON-CONFERENCE	0- 1	4- 2	3- 0				
4- 3	0- 0	1- 1	HOME	0- 1	3- 1	2- 0				
1- 2	0- 0	0- 1	AWAY	0- 0	1- 1	1- 0				
0- 0	0- 0	0- 0	NEUTRAL	0- 0	0- 0	0- 0				
7- 9	0- 0	0- 2	CONFERENCE	0- 2	7- 5	4- 2				
5- 3	0- 0	0- 1	HOME	0- 1	5- 1	3- 0				
2- 6	0- 0	0- 1	AWAY	0- 1	2- 4	1- 2				
0- 0	0- 0	0- 0	NEUTRAL	0- 0	0- 0	0- 0				

RPI	S	Opponent	Score	RPI	S	Opponent	Score	RPI	S	Opponent	Score	RPI	S	Opponent	Score	Team's RPI: 178
34	H	Cal i forn i a	85 92	63	H	UC Dav i s	58 90	109	H	Lamar Uni versi ty	80 75	129	A	Fresno St.	70 81	
36	A	Northern Colo.	55 80	78	A	Saint Mary's (CA)	88 96	142	A	Loyol a Marymount	60 75	143	A	BYU	65 77	
44	H	UCF	78 74	78	H	Saint Mary's (CA)	69 70	143	H	BYU	83 76	149	H	Brown	57 74	
46	A	Gonzaga	66 90					154	H	San Franci sco	71 81	184	A	San Di ego	81 68	
46	H	Gonzaga	72 99					184	H	San Di ego	62 60	220	A	Seattl e U	85 73	

LAST 12 Divi s i o n I GAMES:																
283	A	Santa Clara	55 57	143	H	BYU	83 76	231	H	Pepperdi ne	85 77	283	A	Santa Clara	55 57	
184	H	San Di ego	62 60	154	H	San Franci sco	71 81	231	H	Pepperdi ne	84 73	283	H	Santa Clara	55 37	
316	A	Portl and	67 89	78	A	Saint Mary's (CA)	88 96	316	A	Portl and	67 89	316	H	Portl and	91 55	
46	A	Gonzaga	66 90	231	A	Pepperdi ne	85 77	316	H	Portl and	91 55	325	H	Cal St. Fullerton	81 65	
231	H	Pepperdi ne	84 73	316	H	Portl and	91 55									
283	H	Santa Clara	55 37	184	A	San Di ego	81 68									

Non-Di v I Games: UC Merced 123 59

Paci fic

Average RPI Win:	189	WON-LOST	WINNING	LAST 10	STRENGTH OF	OPP. STRENGTH	TEAM	ADJ.	CONF.	ADJ CONF.
Average RPI Loss:	87	RECORD	PCT. RANK	GAMES	SCHEDULE	OF SCHEDULE	RPI	RPI	RPI	RPI
DIV. I ONLY	16- 6	57	8- 1	158	91	73	73	9	9	
DIV. I NON-CONF.	8- 4	87	2- 0	225	64	99	99	9	9	

TOTALS	RPI 1-25	RPI 26-50	W-L RECORDS	RPI 51-100	RPI 101-999	RPI 201+				
16- 6	1- 1	0- 2	OVERALL	2- 1	13- 2	8- 1				
6- 2	0- 1	0- 1	HOME	2- 0	4- 0	4- 0				
8- 3	1- 0	0- 1	AWAY	0- 0	7- 2	3- 1				
2- 1	0- 0	0- 0	NEUTRAL	0- 1	2- 0	1- 0				
8- 4	1- 1	0- 0	NON-CONFERENCE	0- 1	7- 2	4- 1				
2- 1	0- 1	0- 0	HOME	0- 0	2- 0	2- 0				
4- 2	1- 0	0- 0	AWAY	0- 0	3- 2	1- 1				
2- 1	0- 0	0- 0	NEUTRAL	0- 1	2- 0	1- 0				
8- 2	0- 0	0- 2	CONFERENCE	2- 0	6- 0	4- 0				
4- 1	0- 0	0- 1	HOME	2- 0	2- 0	2- 0				
4- 1	0- 0	0- 1	AWAY	0- 0	4- 0	2- 0				
0- 0	0- 0	0- 0	NEUTRAL	0- 0	0- 0	0- 0				

RPI 1-25				RPI 26-50				RPI 51-100				RPI 101+			
RPI	S	Opponent	Score	RPI	S	Opponent	Score	RPI	S	Opponent	Score	RPI	S	Opponent	Score
2	H	Notre Dame	54 66	35	A	Princeton	40 60	62	N	Georgia Tech	55 69	103	N	Missouri St.	65 60
23	A	Villanova	79 77	35	H	Princeton	55 70	71	H	Harvard	69 49	117	A	Yale	69 54
								91	H	Dartmouth	65 47	149	A	Brown	88 55
												151	A	Binghamton	72 77
												152	A	Saint Joseph's	57 50
												193	A	Temple	74 59
												215	A	Columbia	75 39
												215	H	Columbia	70 51
												228	H	Lafayette	55 42
												234	A	La Salle	59 66
												265	A	Cornell	53 39
												265	H	Cornell	68 48
												281	N	VCU	82 52
												324	H	Rhode Island	84 66
												338	A	NJIT	77 38

Team's RPI: 73															
LAST 12 Division I GAMES:															
265	A	Cornell	53 39	149	A	Brown	88 55	23	A	Villanova	79 77	215	H	Columbia	70 51
215	A	Columbia	75 39	193	A	Temple	74 59	265	H	Cornell	68 48	35	A	Princeton	40 60
35	A	Princeton	40 60	23	A	Villanova	79 77	35	H	Princeton	55 70	71	H	Harvard	69 49
71	H	Harvard	69 49	215	H	Columbia	70 51	91	H	Dartmouth	65 47	117	A	Yale	69 54
91	H	Dartmouth	65 47	265	H	Cornell	68 48								
117	A	Yale	69 54	35	H	Princeton	55 70								

Non-Div I Games: Gwynedd Mercy 89 25

Penn

Average RPI Win: 159

Average RPI Loss: 67

WON-LOST
RECORDWINNING
PCT. RANKLAST 10
GAMESSTRENGTH OF
SCHEDULEOPP. STRENGTH
OF SCHEDULETEAM
RPIADJ.
RPICONF.
RPIADJ CONF.
RPI

DIV. I ONLY	15- 12	138	5- 5	61	56	83	83	3	3
DIV. I NON-CONF.	9- 4	82	0- 0	180	141	87	87	4	4

TOTALS	RPI 1-25	RPI 26-50	W-L RECORDS	RPI 51-100	RPI 101-999	RPI 201+			
15- 12	1- 4	0- 4	OVERALL	5- 2	9- 2	5- 1			
11- 2	1- 1	0- 1	HOME	5- 0	5- 0	3- 0			
4- 8	0- 3	0- 3	AWAY	0- 1	4- 1	2- 1			
0- 2	0- 0	0- 0	NEUTRAL	0- 1	0- 1	0- 0			
9- 4	0- 0	0- 0	NON-CONFERENCE	3- 2	6- 2	4- 1			
6- 0	0- 0	0- 0	HOME	3- 0	3- 0	2- 0			
3- 2	0- 0	0- 0	AWAY	0- 1	3- 1	2- 1			
0- 2	0- 0	0- 0	NEUTRAL	0- 1	0- 1	0- 0			
6- 8	1- 4	0- 4	CONFERENCE	2- 0	3- 0	1- 0			
5- 2	1- 1	0- 1	HOME	2- 0	2- 0	1- 0			
1- 6	0- 3	0- 3	AWAY	0- 0	1- 0	0- 0			
0- 0	0- 0	0- 0	NEUTRAL	0- 0	0- 0	0- 0			

RPI 1-25				RPI 26-50				RPI 51-100				RPI 101+			
RPI	S	Opponent	Score	RPI	S	Opponent	Score	RPI	S	Opponent	Score	RPI	S	Opponent	Score
7	A	Ohio St.	64 94	40	A	Minnesota	68 101	55	A	American	66 75	167	N	Louisiana Tech	59 71
18	A	Iowa	76 80	40	H	Minnesota	71 91	57	H	Drexel	84 70	168	A	Pittsburgh	59 48
20	H	Maryland	65 69	41	A	Purdue	73 88	58	H	Indiana	77 74	187	A	Wisconsin	69 62
22	A	Rutgers	65 70	46	A	Michigan	69 89	59	H	Michigan St.	74 59	188	H	Northwestern	67 59
22	H	Rutgers	70 67					75	H	Fordham	65 60	194	H	Siena	86 72
								88	N	Kansas St.	65 70	209	A	Providence	60 51
								98	H	Wake Forest	68 58	217	H	Illinois	68 59
												252	H	Manhattan	78 46
												259	A	St. Bonaventure	62 65
												287	H	Central Conn. St.	83 66
												318	A	Marshall	80 65

LAST 12 Division I GAMES:															
188	H	Northwestern	67 59	217	H	Illinois	68 59								
40	A	Minnesota	68 101	22	H	Rutgers	70 67								
18	A	Iowa	76 80	187	A	Wisconsin	69 62								
59	H	Michigan St.	74 59	40	H	Minnesota	71 91								
7	A	Ohio St.	64 94	22	A	Rutgers	65 70								
41	A	Purdue	73 88	58	H	Indiana	77 74								

Non-Div I Games:

Penn St.

■ Loss,
 ■ Non-Conf,
 ■ S Site,
 ■ Home
 ■ A Away
 N Neutral

Average RPI Win:	231	WON-LOST	WINNING	LAST 10	STRENGTH OF	OPP. STRENGTH	TEAM	ADJ.	CONF.	ADJ CONF.
Average RPI Loss:	148	RECORD	PCT. RANK	GAMES	SCHEDULE	OF SCHEDULE	RPI	RPI	RPI	RPI
DIV. I ONLY	9- 17	255	3- 7	125	241	231	231	14	14	
DIV. I NON-CONF.	4- 6	214	0- 0	113	346	191	191	11	11	

TOTALS	RPI 1-25	RPI 26-50	W-L RECORDS	RPI 51-100	RPI 101-999	RPI 201+				
9- 17	0- 0	0- 2	OVERALL	0- 3	9- 12	5- 3				
7- 5	0- 0	0- 1	HOME	0- 0	7- 4	3- 2				
2- 12	0- 0	0- 1	AWAY	0- 3	2- 8	2- 1				
0- 0	0- 0	0- 0	NEUTRAL	0- 0	0- 0	0- 0				
4- 6	0- 0	0- 0	NON-CONFERENCE	0- 2	4- 4	3- 2				
2- 2	0- 0	0- 0	HOME	0- 0	2- 2	1- 2				
2- 4	0- 0	0- 0	AWAY	0- 2	2- 2	2- 0				
0- 0	0- 0	0- 0	NEUTRAL	0- 0	0- 0	0- 0				
5- 11	0- 0	0- 2	CONFERENCE	0- 1	5- 8	2- 1				
5- 3	0- 0	0- 1	HOME	0- 0	5- 2	2- 0				
0- 8	0- 0	0- 1	AWAY	0- 1	0- 6	0- 1				
0- 0	0- 0	0- 0	NEUTRAL	0- 0	0- 0	0- 0				

RPI	S	Opponent	Score	RPI	S	Opponent	Score	RPI	S	Opponent	Score	RPI	S	Opponent	Score	Team's RPI: 231
46	A	Gonzaga	51 73	63	A	UC Davis	64 69	141	H	Idaho St.	80 74	142	A	Loyola Marymount	60 75	
46	H	Gonzaga	48 67	78	A	Saint Mary's (CA)	62 75	142	H	Loyola Marymount	85 74	143	A	BYU	43 78	
				95	A	Utah	65 89	143	H	BYU	67 73	154	A	San Francisco	67 68	
								154	H	San Francisco	95 92	165	A	UC Irvine	74 75	
								170	A	Weber St.	61 71	178	A	Pacific	73 84	
								178	H	Pacific	77 85	184	A	San Diego	53 79	
								184	H	San Diego	66 62	208	A	Nevada	77 72	
								220	H	Seattle U	62 65	235	H	New Mexico St.	64 86	
								283	A	Santa Clara	50 54	283	H	Santa Clara	56 55	
								316	H	Portland	83 79	321	A	Long Beach St.	83 71	
								327	H	Utah Valley	71 44					
LAST 12 Division I GAMES:																
46	H	Gonzaga	48 67	283	A	Santa Clara	50 54									
143	A	BYU	43 78	142	A	Loyola Marymount	60 75									
142	H	Loyola Marymount	85 74	154	H	San Francisco	95 92									
184	A	San Diego	53 79	178	H	Pacific	77 85									
178	A	Pacific	73 84	78	A	Saint Mary's (CA)	62 75									
316	H	Portland	83 79	143	H	BYU	67 73									

Non-Div I Games:

Pepperdine

Average RPI	Win:	197	WON-LOST	WINNING	LAST 10	STRENGTH OF	OPP. STRENGTH	TEAM	ADJ.	CONF.	ADJ CONF.
Average RPI	Loss:	68	RECORD	PCT. RANK	GAMES	SCHEDULE	OF SCHEDULE	RPI	RPI	RPI	RPI
DIV. I ONLY		10- 16	235	2- 8	59	52	168	168	1	1	
DIV. I NON-CONF.		8- 5	111	0- 0	181	207	168	168	1	1	

TOTALS	RPI 1-25		RPI 26-50		W-L RECORDS		RPI 51-100		RPI 101-999		RPI 201+
10- 16	0- 4		0- 3		OVERALL		1- 6		9- 3		4- 1
8- 8	0- 4		0- 0		HOME		1- 3		7- 1		4- 0
2- 8	0- 0		0- 3		AWAY		0- 3		2- 2		0- 1
0- 0	0- 0		0- 0		NEUTRAL		0- 0		0- 0		0- 0
8- 5	0- 0		0- 0		NON-CONFERENCE		0- 4		8- 1		4- 0
7- 3	0- 0		0- 0		HOME		0- 2		7- 1		4- 0
1- 2	0- 0		0- 0		AWAY		0- 2		1- 0		0- 0
0- 0	0- 0		0- 0		NEUTRAL		0- 0		0- 0		0- 0
2- 11	0- 4		0- 3		CONFERENCE		1- 2		1- 2		0- 1
1- 5	0- 4		0- 0		HOME		1- 1		0- 0		0- 0
1- 6	0- 0		0- 3		AWAY		0- 1		1- 2		0- 1
0- 0	0- 0		0- 0		NEUTRAL		0- 0		0- 0		0- 0

RPI 1-25				RPI 26-50				RPI 51-100				RPI 101+ Team's RPI: 168			
RPI	S	Opponent	Score	RPI	S	Opponent	Score	RPI	S	Opponent	Score	RPI	S	Opponent	Score
2	H	Notre Dame	53 87	30	A	Virginia	50 62	62	H	Georgia Tech	68 62	105	A	North Carolina	67 68
4	H	Louisville	51 77	31	A	Syracuse	52 70	64	H	Duquesne	53 66	123	H	Bucknell	57 39
5	H	Florida St.	59 66	49	A	Miami (FL)	58 82	66	A	West Virginia	52 73	132	A	Cincinnati	66 46
17	H	Duke	46 58					72	A	Virginia Tech	66 89	135	A	Clemson	58 42
								75	A	Fordham	55 58	179	H	Youngstown St.	66 58
								83	H	Penn St.	48 59	187	H	Wisconsin	57 58
								98	H	Wake Forest	49 58	197	H	Arkansas St.	87 47
												202	A	Boston College	61 72
												263	H	Towson	81 63
												264	H	UNCW	74 55
												265	H	Cornell	51 39
												345	H	Chicago St.	87 49
LAST 12 Division I GAMES:															
49	A	Miami (FL)	58 82	31	A	Syracuse	52 70								
202	A	Boston College	61 72	4	H	Louisville	51 77								
5	H	Florida St.	59 66	62	H	Georgia Tech	68 62								
135	A	Clemson	58 42	72	A	Virginia Tech	66 89								
17	H	Duke	46 58	105	A	North Carolina	67 68								
2	H	Notre Dame	53 87	98	H	Wake Forest	49 58								

Non-Div I Games:

Pittsburgh

Average RPI Win: 208	WON-LOST RECORD	WINNING PCT. RANK	LAST 10 GAMES	STRENGTH OF SCHEDULE	OPP. STRENGTH OF SCHEDULE	TEAM RPI	ADJ. RPI	CONF. RPI	ADJ CONF. RPI
Average RPI Loss: 167									

DIV. I ONLY	4- 21	322	2- 8	159	203	316	316	14	14
DIV. I NON-CONF.	2- 7	286	0- 0	248	334	332	332	11	11

TOTALS	RPI 1-25	RPI 26-50	W-L RECORDS	RPI 51-100	RPI 101-999	RPI 201+			
4- 21	0- 0	0- 2	OVERALL	1- 1	3- 18	2- 4			
4- 10	0- 0	0- 1	HOME	1- 0	3- 9	2- 1			
0- 11	0- 0	0- 1	AWAY	0- 1	0- 9	0- 3			
0- 0	0- 0	0- 0	NEUTRAL	0- 0	0- 0	0- 0			
2- 7	0- 0	0- 0	NON-CONFERENCE	0- 0	2- 7	2- 1			
2- 4	0- 0	0- 0	HOME	0- 0	2- 4	2- 0			
0- 3	0- 0	0- 0	AWAY	0- 0	0- 3	0- 1			
0- 0	0- 0	0- 0	NEUTRAL	0- 0	0- 0	0- 0			
2- 14	0- 0	0- 2	CONFERENCE	1- 1	1- 11	0- 3			
2- 6	0- 0	0- 1	HOME	1- 0	1- 5	0- 1			
0- 8	0- 0	0- 1	AWAY	0- 1	0- 6	0- 2			
0- 0	0- 0	0- 0	NEUTRAL	0- 0	0- 0	0- 0			

RPI 1-25				RPI 26-50				RPI 51-100				RPI 101+				Team's RPI: 316	
RPI	S	Opponent	Score	RPI	S	Opponent	Score	RPI	S	Opponent	Score	RPI	S	Opponent	Score		
46	A	Gonzaga	36 75	46	H	Gonzaga	56 70	78	A	Saint Mary's (CA)	49 77	128	H	Portland St.	71 77		
								78	H	Saint Mary's (CA)	68 65	130	H	Saint Francis (PA)	101 106		
												142	A	Loyol a Marymount	55 76		
												142	H	Loyol a Marymount	60 63		
												143	H	BYU	58 72		
												154	A	San Francis sco	75 84		
												154	H	San Francis sco	63 76		
												164	H	Boi se St.	47 73		
												165	A	UC Irvi ne	52 63		
												170	H	Weber St.	70 91		
												178	A	Paci fi c	55 91		
												178	H	Paci fi c	89 67		
												181	A	Washington	67 93		
												184	A	San Di ego	52 59		
												184	H	San Di ego	60 75		
												231	A	Pepperdi ne	79 83		
												247	H	Hawai i	76 47		
												283	A	Santa Cl ara	57 67		
												283	H	Santa Cl ara	43 50		
												325	A	Cal St. Fullerton	61 66		
												327	H	Utah Valley	71 64		
LAST 12 Division I GAMES:																	
				78	A	Saint Mary's (CA)	49 77	78	H	Saint Mary's (CA)	68 65						
				283	A	Santa Cl ara	57 67	46	A	Gonzaga	36 75						
				178	H	Paci fi c	89 67	142	H	Loyol a Marymount	60 63						
				154	H	San Francis sco	63 76	184	H	San Di ego	60 75						
				142	A	Loyol a Marymount	55 76	178	A	Paci fi c	55 91						
				231	A	Pepperdi ne	79 83	46	H	Gonzaga	56 70						

Non-Div I Games: Willamette 72 52 Warner Paci fi c 95 59

Portland

Average RPI Win:	221	WON-LOST	WINNING	LAST 10	STRENGTH OF	OPP. STRENGTH	TEAM	ADJ.	CONF.	ADJ CONF.
Average RPI Loss:	145	RECORD	PCT. RANK	GAMES	SCHEDULE	OF SCHEDULE	RPI	RPI	RPI	RPI
DIV. I ONLY	12- 11	160	5- 5	144	245	128	128	19	19	
DIV. I NON-CONF.	4- 5	202	0- 0	135	158	106	106	14	14	

TOTALS	RPI 1-25	RPI 26-50	W-L RECORDS	RPI 51-100	RPI 101-999	RPI 201+				
12- 11	0- 0	0- 1	OVERALL	0- 2	12- 8	7- 3				
6- 2	0- 0	0- 0	HOME	0- 0	6- 2	3- 0				
6- 9	0- 0	0- 1	AWAY	0- 2	6- 6	4- 3				
0- 0	0- 0	0- 0	NEUTRAL	0- 0	0- 0	0- 0				
4- 5	0- 0	0- 1	NON-CONFERENCE	0- 2	4- 2	2- 2				
1- 0	0- 0	0- 0	HOME	0- 0	1- 0	0- 0				
3- 5	0- 0	0- 1	AWAY	0- 2	3- 2	2- 2				
0- 0	0- 0	0- 0	NEUTRAL	0- 0	0- 0	0- 0				
8- 6	0- 0	0- 0	CONFERENCE	0- 0	8- 6	5- 1				
5- 2	0- 0	0- 0	HOME	0- 0	5- 2	3- 0				
3- 4	0- 0	0- 0	AWAY	0- 0	3- 4	2- 1				
0- 0	0- 0	0- 0	NEUTRAL	0- 0	0- 0	0- 0				

RPI 1-25				RPI 26-50				RPI 51-100				RPI 101+				Team's RPI: 128
RPI	S	Opponent	Score	RPI	S	Opponent	Score	RPI	S	Opponent	Score	RPI	S	Opponent	Score	
				46	A	Gonzaga	52 91	63	A	UC Davis	67 79	131	A	Idaho	60 61	
								94	A	UNLV	80 88	131	H	Idaho	90 101	
												140	H	Ole Miss	94 79	
												141	A	Idaho St.	64 72	
												141	H	Idaho St.	59 88	
												165	A	UC Irvine	82 72	
												170	A	Weber St.	62 60	
												170	H	Weber St.	77 64	
												173	A	Eastern Wash.	57 64	
												173	H	Eastern Wash.	75 60	
												208	A	Nevada	55 67	
												220	A	Seattle U	77 91	
												233	A	Montana St.	69 60	
												233	H	Montana St.	62 53	
												249	A	Montana	53 69	
												249	H	Montana	70 53	
												250	A	San Jose St.	90 78	
												278	A	Sacramento St.	81 72	
												278	H	Sacramento St.	74 73	
												316	A	Portland	77 71	

LAST 12 Division I GAMES:																
				141	A	Idaho St.	64 72	278	A	Sacramento St.	81 72					
				170	A	Weber St.	62 60	170	H	Weber St.	77 64					
				233	H	Montana St.	62 53	141	H	Idaho St.	59 88					
				249	H	Montana	70 53	249	A	Montana	53 69					
				173	A	Eastern Wash.	57 64	233	A	Montana St.	69 60					
				131	A	Idaho	60 61	131	H	Idaho	90 101					

Non-Div I Games: Northwest (WA) 63 60 Multnomah 95 32

Portland St.

Loss, Non-Conf, S Site, H Home A Away N Neutral

HARTFORD WHITES				THROUGH GAMES OF FEB. 17, 2018							
Average RPI	Win:	290	WON-LOST RECORD	WINNING PCT. RANK	LAST 10 GAMES	STRENGTH OF SCHEDULE	OPP. STRENGTH OF SCHEDULE	TEAM RPI	ADJ. RPI	CONF. RPI	ADJ. CONF. RPI
	Loss:	198									
DIV. I ONLY			8- 14	247	6- 4	229	347	261	261	32	32
DIV. I NON-CONF.			0- 9	337	0- 0	65	272	296	296	32	32
TOTALS		RPI 1-25		RPI 26-50		W-L RECORDS		RPI 51-100	RPI 101-999		RPI 201+
8- 14	0- 1			0- 0		OVERALL		0- 1	8- 12		8- 8
5- 3	0- 0			0- 0		HOME		0- 1	5- 2		5- 2
3- 10	0- 1			0- 0		AWAY		0- 0	3- 9		3- 5
0- 1	0- 0			0- 0		NEUTRAL		0- 0	0- 1		0- 1
0- 9	0- 1			0- 0		NON-CONFERENCE		0- 1	0- 7		0- 3
0- 1	0- 0			0- 0		HOME		0- 1	0- 0		0- 0
0- 7	0- 1			0- 0		AWAY		0- 0	0- 6		0- 2
0- 1	0- 0			0- 0		NEUTRAL		0- 0	0- 1		0- 1
8- 5	0- 0			0- 0		CONFERENCE		0- 0	8- 5		8- 5
5- 2	0- 0			0- 0		HOME		0- 0	5- 2		5- 2
3- 3	0- 0			0- 0		AWAY		0- 0	3- 3		3- 3
0- 0	0- 0			0- 0		NEUTRAL		0- 0	0- 0		0- 0

RPI 1-25				RPI 26-50				RPI 51-100				RPI 101+ Team's RPI: 261			
RPI	S	Opponent	Score	RPI	S	Opponent	Score	RPI	S	Opponent	Score	RPI	S	Opponent	Score
21	A	Texas A&M	70 98					96	H	Rice	68 88	120	A	Bethune-Cookman	52 77
												121	A	Colorado St.	59 71
												134	A	Texas St.	57 84
												135	A	Clemson	58 64
												207	H	Southern U.	69 62
												227	A	Texas Tech	60 89
												230	A	Grambling	79 81
												230	H	Grambling	68 75
												232	A	Texas Southern	61 56
												232	H	Texas Southern	65 48
												236	N	A&M-Corpus Christi	62 72
												295	A	Alabama St.	68 70
												304	H	Alcorn	72 73
												308	A	UTRGV	62 78
												311	A	Jackson St.	61 70
												311	H	Jackson St.	85 73
												314	A	Alabama A&M	55 48
												338	H	Mississippi Val.	78 73
												343	A	Ark.-Pine Bluff	89 72
												343	H	Ark.-Pine Bluff	64 52
LAST 12 Division I GAMES:															
343	A	Ark.-Pine Bluff	89 72	338	H	Mississippi Val.	78 73								
311	H	Jackson St.	85 73	343	H	Ark.-Pine Bluff	64 52								
230	H	Grambling	68 75	311	A	Jackson St.	61 70								
232	H	Texas Southern	65 48	230	A	Grambling	79 81								
314	A	Alabama A&M	55 48	232	A	Texas Southern	61 56								
295	A	Alabama St.	68 70	207	H	Southern U.	69 62								

Non-Div I Games:	Texas-Tyler	99	56	Arlington Baptist	116	73
------------------	-------------	----	----	-------------------	-----	----

Prairie View

■ Loss, ■ Non-Conf, S Site, H Home A Away N Neutral

Average RPI Win:	264	WON-LOST	WINNING	LAST 10	STRENGTH OF	OPP. STRENGTH	TEAM	ADJ.	CONF.	ADJ CONF.
Average RPI Loss:	179	RECORD	PCT. RANK	GAMES	SCHEDULE	OF SCHEDULE	RPI	RPI	RPI	RPI
DIV. I ONLY	9- 16	250	5- 5	270	269	272	272	27	27	
DIV. I NON-CONF.	3- 8	268	0- 0	177	142	248	248	28	28	

TOTALS	RPI 1-25	RPI 26-50	W-L RECORDS	RPI 51-100	RPI 101-999	RPI 201+				
9- 16	0- 2	0- 0	OVERALL	0- 3	9- 11	7- 7				
6- 5	0- 0	0- 0	HOME	0- 1	6- 4	4- 4				
3- 11	0- 0	0- 0	AWAY	0- 1	3- 1	3- 0				
0- 0	0- 0	0- 0	NEUTRAL	0- 0	0- 0	0- 0				
3- 8	0- 2	0- 0	NON-CONFERENCE	0- 1	3- 5	2- 3				
2- 2	0- 0	0- 0	HOME	0- 0	2- 2	1- 2				
1- 6	0- 2	0- 0	AWAY	0- 1	1- 3	1- 1				
0- 0	0- 0	0- 0	NEUTRAL	0- 0	0- 0	0- 0				
6- 8	0- 0	0- 0	CONFERENCE	0- 2	6- 6	5- 4				
4- 3	0- 0	0- 0	HOME	0- 1	4- 2	3- 2				
2- 5	0- 0	0- 0	AWAY	0- 1	2- 4	2- 2				
0- 0	0- 0	0- 0	NEUTRAL	0- 0	0- 0	0- 0				

RPI 1-25				RPI 26-50				RPI 51-100				RPI 101+ Team's RPI: 272			
RPI	S	Opponent	Score	RPI	S	Opponent	Score	RPI	S	Opponent	Score	RPI	S	Opponent	Score
10	A	UCLA	40 76					69	A	Belmont	48 90	105	A	North Carolina	56 91
17	A	Duke	45 79					85	A	Liberty	55 63	115	A	Chattanooga	51 71
								85	H	Liberty	64 76	148	A	Radford	55 93
												174	H	Furman	76 75
												198	A	High Point	55 81
												198	H	High Point	62 55
												219	H	Gardner-Webb	72 69
												223	A	UNC Asheville	76 74
												226	H	UNCG	57 64
												244	A	San Diego St.	50 77
												262	A	Campbell	40 53
												262	H	Campbell	65 59
												286	A	USC Upstate	83 69
												301	H	Kennesaw St.	51 60
												309	H	Charleston So.	61 64
												333	H	N. C. Central	69 60
												341	A	Winthrop	64 58
												341	H	Winthrop	78 45
												347	A	Longwood	56 66
												347	H	Longwood	60 75

LAST 12 Division I GAMES:															
198	H	High Point	62 55	223	A	UNC Asheville	76 74								
262	A	Campbell	40 53	341	H	Winthrop	78 45								
347	H	Longwood	60 75	148	A	Radford	55 93								
341	A	Winthrop	64 58	219	H	Gardner-Webb	72 69								
85	A	Liberty	55 63	262	H	Campbell	65 59								
309	H	Charleston So.	61 64	198	A	High Point	55 81								

Non-Div I Games:

Presbyterian

Average RPI Win:	163	WON-LOST	WINNING	LAST 10	STRENGTH OF	OPP. STRENGTH	TEAM	ADJ.	CONF.	ADJ CONF.
Average RPI Loss:	56	RECORD	PCT. RANK	GAMES	SCHEDULE	OF SCHEDULE	RPI	RPI	RPI	RPI
DIV. I ONLY	19- 4	21	9- 1	117	89	35	35	9	9	
DIV. I NON-CONF.	10- 3	52	2- 0	126	39	50	50	9	9	

TOTALS	RPI 1-25	RPI 26-50	W-L RECORDS	RPI 51-100	RPI 101-999	RPI 201+				
19- 4	0- 2	0- 0	OVERALL	6- 1	13- 1	7- 0				
8- 2	0- 1	0- 0	HOME	4- 1	4- 0	3- 0				
9- 2	0- 1	0- 0	AWAY	2- 0	7- 1	4- 0				
2- 0	0- 0	0- 0	NEUTRAL	0- 0	2- 0	0- 0				
10- 3	0- 2	0- 0	NON-CONFERENCE	2- 1	8- 0	3- 0				
3- 2	0- 1	0- 0	HOME	1- 1	2- 0	1- 0				
5- 1	0- 1	0- 0	AWAY	1- 0	4- 0	2- 0				
2- 0	0- 0	0- 0	NEUTRAL	0- 0	2- 0	0- 0				
9- 1	0- 0	0- 0	CONFERENCE	4- 0	5- 1	4- 0				
5- 0	0- 0	0- 0	HOME	3- 0	2- 0	2- 0				
4- 1	0- 0	0- 0	AWAY	1- 0	3- 1	2- 0				
0- 0	0- 0	0- 0	NEUTRAL	0- 0	0- 0	0- 0				

RPI 1-25				RPI 26-50				Team's RPI: 35				RPI 51-100				RPI 101+			
RPI	S	Opponent	Score	RPI	S	Opponent	Score	RPI	S	Opponent	Score	RPI	S	Opponent	Score	RPI	S	Opponent	Score
22	A	Rutgers	50 70									51	A	Quinnipiac	60 46	101	A	Seton Hall	85 83
23	H	Villanova	59 62									62	H	Georgia Tech	56 67	115	N	Chattanooga	59 49
												71	H	Harvard	80 47	117	A	Yale	59 73
												73	A	Penn	70 55	125	H	Delaware	78 60
												73	H	Penn	60 40	149	A	Brown	77 62
												90	H	George Washington	72 52	152	N	Saint Joseph's	63 54
												91	H	Dartmouth	82 63	177	A	Davidson	63 57
																215	A	Columbia	74 46
																215	H	Columbia	69 47
																228	A	Lafayette	53 45
																265	A	Cornell	72 40
																265	H	Cornell	75 54
																320	H	UMBC	77 40
																330	A	Wagner	58 37

										LAST 12 Division I GAMES:									
215	A	Columbia	74 46	117	A	Yale	59 73												
265	A	Cornell	72 40	265	H	Cornell	75 54												
73	H	Penn	60 40	215	H	Columbia	69 47												
91	H	Dartmouth	82 63	73	A	Penn	70 55												
71	H	Harvard	80 47	320	H	UMBC	77 40												
149	A	Brown	77 62	115	N	Chattanooga	59 49												

Non-Di v I Games:

Pri n c e t o n

Average RPI Win:	167	WON-LOST	WINNING	LAST 10	STRENGTH OF	OPP. STRENGTH	TEAM	ADJ.	CONF.	ADJ CONF.
Average RPI Loss:	97	RECORD	PCT. RANK	GAMES	SCHEDULE	OF SCHEDULE	RPI	RPI	RPI	RPI
DIV. I ONLY	9- 18	258	1- 9	114	66	209	209	6	6	
DIV. I NON-CONF.	7- 5	132	0- 0	264	178	185	185	6	6	

TOTALS	RPI 1-25	RPI 26-50	W-L RECORDS	RPI 51-100	RPI 101-999	RPI 201+				
9- 18	0- 1	0- 6	OVERALL	3- 2	6- 9	3- 3				
3- 10	0- 1	0- 3	HOME	1- 1	2- 5	2- 1				
3- 8	0- 0	0- 3	AWAY	1- 1	2- 4	0- 2				
3- 0	0- 0	0- 0	NEUTRAL	1- 0	2- 0	1- 0				
7- 5	0- 0	0- 0	NON-CONFERENCE	1- 2	6- 3	3- 2				
2- 3	0- 0	0- 0	HOME	0- 1	2- 2	2- 1				
2- 2	0- 0	0- 0	AWAY	0- 1	2- 1	0- 1				
3- 0	0- 0	0- 0	NEUTRAL	1- 0	2- 0	1- 0				
2- 13	0- 1	0- 6	CONFERENCE	2- 0	0- 6	0- 1				
1- 7	0- 1	0- 3	HOME	1- 0	0- 3	0- 0				
1- 6	0- 0	0- 3	AWAY	1- 0	0- 3	0- 1				
0- 0	0- 0	0- 0	NEUTRAL	0- 0	0- 0	0- 0				

RPI	S	Opponent	Score	RPI	S	Opponent	Score	RPI	S	Opponent	Score	RPI	S	Opponent	Score	Team's RPI: 209
23	H	Villanova	55 63	29	A	Marquette	61 94	51	A	Quinnipiac	36 62	101	A	Seton Hall	56 65	
				29	H	Marquette	60 77	52	A	St. John's (NY)	49 44	101	H	Seton Hall	56 65	
				33	A	DePaul	47 81	52	H	St. John's (NY)	70 68	107	A	Butler	57 68	
				33	H	DePaul	48 71	83	H	Penn St.	51 60	107	H	Butler	48 69	
				42	A	Creighton	56 73	99	N	Wright St.	74 69	116	H	Georgetown	43 75	
				42	H	Creighton	84 87					117	A	Yale	55 51	
												136	A	Northeastern	98 95	
												149	H	Brown	59 64	
												183	N	Stetson	56 45	
												202	H	Boston College	63 55	
												214	A	Xavier	59 68	
												215	H	Columbia	64 73	
												273	A	Sacred Heart	75 78	
												324	H	Rhode Island	65 41	
												342	N	Savannah St.	78 48	

LAST 12 Division I GAMES:																
107	H	Butler	48 69	107	A	Butler	57 68									
42	H	Creighton	84 87	214	A	Xavier	59 68									
33	A	DePaul	47 81	42	A	Creighton	56 73									
29	A	Marquette	61 94	29	H	Marquette	60 77									
52	H	St. John's (NY)	70 68	33	H	DePaul	48 71									
101	H	Seton Hall	56 65	101	A	Seton Hall	56 65									

Non-Div I Games:

Providence

Average RPI Win: 126
Average RPI Loss: 57

WON-LOST
RECORD

WINNING
PCT. RANK

LAST 10
GAMES

STRENGTH OF
SCHEDULE

OPP. STRENGTH
OF SCHEDULE

TEAM
RPI

ADJ.
RPI

CONF.
RPI

ADJ CONF.
RPI

DIV. I ONLY	17- 10	99	7- 3	15	63	41	41	3	3
DIV. I NON-CONF.	9- 5	99	0- 0	17	132	53	53	4	4
TOTALS	RPI 1-25	RPI 26-50	W-L RECORDS	RPI 51-100	RPI 101-999	RPI 201+			
17- 10	3- 1	2- 3	OVERALL	3- 6	9- 0	3- 0			
10- 4	1- 0	0- 2	HOME	3- 2	6- 0	1- 0			
6- 5	2- 1	2- 0	AWAY	0- 4	2- 0	2- 0			
1- 1	0- 0	0- 1	NEUTRAL	0- 0	1- 0	0- 0			
9- 5	0- 0	1- 2	NON-CONFERENCE	2- 3	6- 0	2- 0			
6- 2	0- 0	0- 1	HOME	2- 1	4- 0	1- 0			
2- 2	0- 0	1- 0	AWAY	0- 2	1- 0	1- 0			
1- 1	0- 0	0- 1	NEUTRAL	0- 0	1- 0	0- 0			
8- 5	3- 1	1- 1	CONFERENCE	1- 3	3- 0	1- 0			
4- 2	1- 0	0- 1	HOME	1- 1	2- 0	0- 0			
4- 3	2- 1	1- 0	AWAY	0- 2	1- 0	1- 0			
0- 0	0- 0	0- 0	NEUTRAL	0- 0	0- 0	0- 0			

RPI	S	Opponent	Score	RPI	S	Opponent	Score	RPI	S	Opponent	Score	RPI	S	Opponent	Score
18	A	Iowa	76 70	28	A	Central Mich.	79 69	58	A	Indiana	54 72	109	H	Lamar University	79 64
20	A	Maryland	75 65	37	H	Bail St.	60 66	58	H	Indiana	44 52	155	N	Marist	61 47
22	A	Rutgers	50 58	40	H	Minnesota	74 78	62	A	Georgia Tech	55 68	173	H	Eastern Wash.	65 40
22	H	Rutgers	47 33	46	A	Michigan	81 79	65	A	Nebraska	51 75	187	H	Wisconsin	57 35
				48	N	Southern California	46 58	78	H	Saint Mary's (CA)	70 60	188	H	Northwestern	63 60
								83	H	Penn St.	88 73	191	H	UT Martin	60 58
								86	H	Ohio	71 77	217	A	Illinois	73 54
								87	H	Miami (OH)	75 66	247	A	Hawaii	79 67
								95	A	Utah	68 81	293	H	Valparaiso	95 49
LAST 12 Division I GAMES:															
20	A	Maryland	75 65	65	A	Nebraska	51 75	188	H	Northwestern	63 60				
58	H	Indiana	44 52	18	A	Iowa	76 70	22	H	Rutgers	47 33				
40	H	Minnesota	74 78	58	A	Indiana	54 72	58	A	Indiana	54 72				
217	A	Illinois	73 54	187	H	Wisconsin	57 35								
46	A	Michigan	81 79												
83	H	Penn St.	88 73												

Non-Div I Games:

Purdue

Through Games of Feb. 17, 2018											
Average RPI Win: 222		WON-LOST	WINNING	LAST 10	STRENGTH OF	OPP. STRENGTH	TEAM	ADJ.	CONF.	ADJ CONF.	
Average RPI Loss: 27		RECORD	PCT. RANK	GAMES	SCHEDULE	OF SCHEDULE	RPI	RPI	RPI	RPI	
DIV. I ONLY		21- 5	28	10- 0	139	182	51	51	28	28	
DIV. I NON-CONF.		6- 5	153	0- 0	6	11	21	21	26	26	

TOTALS		RPI 1-25	RPI 26-50	W-L RECORDS		RPI 51-100	RPI 101-999	RPI 201+			
21- 5	0- 3		3- 1	OVERALL		0- 1	18- 0	13- 0			
11- 1	0- 0		2- 1	HOME		0- 0	9- 0	7- 0			
10- 3	0- 2		1- 0	AWAY		0- 1	9- 0	6- 0			
0- 1	0- 1		0- 0	NEUTRAL		0- 0	0- 0	0- 0			
6- 5	0- 3		3- 1	NON-CONFERENCE		0- 1	3- 0	1- 0			
3- 1	0- 0		2- 1	HOME		0- 0	1- 0	1- 0			
3- 3	0- 2		1- 0	AWAY		0- 1	2- 0	0- 0			
0- 1	0- 1		0- 0	NEUTRAL		0- 0	0- 0	0- 0			
15- 0	0- 0		0- 0	CONFERENCE		0- 0	15- 0	12- 0			
8- 0	0- 0		0- 0	HOME		0- 0	8- 0	6- 0			
7- 0	0- 0		0- 0	AWAY		0- 0	7- 0	6- 0			
0- 0	0- 0		0- 0	NEUTRAL		0- 0	0- 0	0- 0			

RPI 1-25				RPI 26-50				RPI 51-100				RPI 101+			
RPI	S	Opponent	Score	RPI	S	Opponent	Score	RPI	S	Opponent	Score	RPI	S	Opponent	Score
7	A	Ohio St.	63 95	28	A	Central Mich.	84 70	59	A	Michigan St.	55 74	155	H	Marist	62 56
16	N	Missouri	51 66	35	H	Princeton	46 60					194	A	Si ena	83 72
18	A	Iowa	67 83	36	H	Northern Colo.	60 49					194	H	Si ena	68 54
				38	H	Dayton	72 66					196	A	Ri chmond	81 65
												200	A	Hampton	64 58
												209	H	Provi dence	62 36
												239	A	Ni agara	84 55
												239	H	Ni agara	77 61
												252	A	Manhattan	80 64
												256	A	Fai rfi eld	58 39
												256	H	Fai rfi eld	77 45
												284	H	Ri der	73 66
												285	A	Can i si us	84 55
												285	H	Can i si us	64 39
												299	A	Monmouth	76 55
												337	A	I ona	74 38
												337	H	I ona	90 47
												348	H	Saint Peter's	86 39

LAST 12 Divi sion I GAMES:															
194	A	Si ena	83 72	256	H	Fai rfi eld	77 45								
285	H	Can i si us	64 39	299	A	Monmouth	76 55								
337	H	I ona	90 47	284	H	Ri der	73 66								
256	A	Fai rfi eld	58 39	348	H	Saint Peter's	86 39								
239	A	Ni agara	84 55	155	H	Marist	62 56								
285	A	Can i si us	84 55	337	A	I ona	74 38								

Non-Di v I Games:

Qui nni pi ac

Average RPI Win: **263**
 Average RPI Loss: **154**

WON-LOST
RECORD

WINNING
PCT. RANK

LAST 10
GAMES

STRENGTH OF
SCHEDULE

OPP. STRENGTH
OF SCHEDULE

TEAM
RPI

ADJ.
RPI

CONF.
RPI

ADJ CONF.
RPI

DIV. I ONLY	17- 7	61	9- 1	327	257	148	148	27	27
DIV. I NON-CONF.	6- 4	122	0- 0	326	127	202	202	28	28

TOTALS	RPI 1-25	RPI 26-50	W-L RECORDS	RPI 51-100	RPI 101-999	RPI 201+			
17- 7	0- 0	0- 0	OVERALL	1- 3	16- 4	15- 3			
9- 1	0- 0	0- 0	HOME	1- 0	8- 1	7- 1			
6- 5	0- 0	0- 0	AWAY	0- 0	6- 2	6- 2			
2- 1	0- 0	0- 0	NEUTRAL	0- 1	2- 0	2- 0			
6- 4	0- 0	0- 0	NON-CONFERENCE	0- 2	6- 2	6- 1			
3- 0	0- 0	0- 0	HOME	0- 0	3- 0	3- 0			
1- 3	0- 0	0- 0	AWAY	0- 1	1- 2	1- 1			
2- 1	0- 0	0- 0	NEUTRAL	0- 1	2- 0	2- 0			
11- 3	0- 0	0- 0	CONFERENCE	1- 1	10- 2	9- 2			
6- 1	0- 0	0- 0	HOME	1- 0	5- 1	4- 1			
5- 2	0- 0	0- 0	AWAY	0- 1	5- 1	5- 1			
0- 0	0- 0	0- 0	NEUTRAL	0- 0	0- 0	0- 0			

RPI 1-25				RPI 26-50				RPI 51-100				RPI 101+				Team's RPI: 148
RPI	S	Opponent	Score	RPI	S	Opponent	Score	RPI	S	Opponent	Score	RPI	S	Opponent	Score	
								66	N	West Virginia	55 75	105	A	North Carolina	46 79	
								72	A	Virginia Tech	42 68	198	H	High Point	50 47	
								85	A	Liberty	56 61	219	A	Gardner-Webb	53 69	
								85	H	Liberty	52 45	219	H	Gardner-Webb	66 46	
												223	A	UNC Asheville	64 48	
												223	H	UNC Asheville	56 67	
												225	N	Abilene Christian	71 65	
												226	H	UNCG	56 53	
												262	A	Campbell	51 50	
												263	N	Towson	69 66	
												270	H	Appalachian St.	61 40	
												272	H	Presbyterian	93 55	
												281	H	VCU	79 62	
												305	A	Tennessee Tech	60 41	
												306	A	Western Caro.	27 39	
												309	A	Charleston So.	61 56	
												309	H	Charleston So.	74 57	
												341	A	Winthrop	70 30	
												341	H	Winthrop	78 52	
												347	A	Longwood	52 33	
LAST 12 Division I GAMES:																
				341	A	Winthrop	70 30	85	A	Liberty	56 61					
				85	H	Liberty	52 45	198	H	High Point	50 47					
				309	H	Charleston So.	74 57	272	H	Presbyterian	93 55					
				223	A	UNC Asheville	64 48	347	A	Longwood	52 33					
				219	H	Gardner-Webb	66 46	309	A	Charleston So.	61 56					
				262	A	Campbell	51 50	223	H	UNC Asheville	56 67					

Non-Div I Games: UVa-Wise 75 43

Radford

Loss, Non-Conf, S Site, H Home A Away N Neutral

Average RPI Win:	278	WON-LOST	WINNING	LAST 10	STRENGTH OF	OPP. STRENGTH	TEAM	ADJ.	CONF.	ADJ CONF.
Average RPI Loss:	152	RECORD	PCT. RANK	GAMES	SCHEDULE	OF SCHEDULE	RPI	RPI	RPI	RPI
DIV. I ONLY	3- 23	333	1- 9	184	157	324	324	12	12	
DIV. I NON-CONF.	2- 10	300	0- 0	206	245	313	313	10	10	

TOTALS	RPI 1-25	RPI 26-50	W-L RECORDS	RPI 51-100	RPI 101-999	RPI 201+				
3- 23	0- 0	0- 2	OVERALL	0- 6	3- 15	3- 6				
3- 8	0- 0	0- 1	HOME	0- 0	3- 7	3- 3				
0- 14	0- 0	0- 1	AWAY	0- 6	0- 7	0- 2				
0- 1	0- 0	0- 0	NEUTRAL	0- 0	0- 1	0- 1				
2- 10	0- 0	0- 1	NON-CONFERENCE	0- 3	2- 6	2- 3				
2- 2	0- 0	0- 1	HOME	0- 0	2- 1	2- 1				
0- 7	0- 0	0- 0	AWAY	0- 3	0- 4	0- 1				
0- 1	0- 0	0- 0	NEUTRAL	0- 0	0- 1	0- 1				
1- 13	0- 0	0- 1	CONFERENCE	0- 3	1- 9	1- 3				
1- 6	0- 0	0- 0	HOME	0- 0	1- 6	1- 2				
0- 7	0- 0	0- 1	AWAY	0- 3	0- 3	0- 1				
0- 0	0- 0	0- 0	NEUTRAL	0- 0	0- 0	0- 0				

RPI 1-25				RPI 26-50				RPI 51-100				RPI 101+				Team's RPI: 324
RPI	S	Opponent	Score	RPI	S	Opponent	Score	RPI	S	Opponent	Score	RPI	S	Opponent	Score	
				38	A	Dayton	58 116	59	A	Michigan St.	38 82	104	H	George Mason	53 92	
				40	H	Minnesota	60 82	64	A	Duquesne	71 80	121	H	Saint Louis	66 70	
								73	A	Penn	66 84	145	A	Samford	37 67	
								75	A	Fordham	64 76	152	A	Saint Joseph's	46 64	
								90	A	George Washington	52 65	155	A	Marist	42 64	
								91	A	Dartmouth	54 70	177	A	Davidson	67 77	
												177	H	Davidson	67 79	
												180	A	Jacksonville St.	53 63	
												196	H	Richmond	53 74	
												209	A	Providence	41 65	
												234	H	La Salle	72 63	
												245	H	Holy Cross	63 69	
												256	H	Fairfield	62 47	
												259	A	St. Bonaventure	70 81	
												280	H	Massachusetts	59 61	
												281	H	VCU	49 61	
												290	N	Bryant	52 58	
												344	H	UMass Lowell	81 64	
LAST 12 Division I GAMES:																
				64	A	Duquesne	71 80	90	A	George Washington	52 65					
				121	H	Saint Louis	66 70	234	H	La Salle	72 63					
				152	A	Saint Joseph's	46 64	259	A	St. Bonaventure	70 81					
				75	A	Fordham	64 76	104	H	George Mason	53 92					
				177	H	Davidson	67 79	281	H	VCU	49 61					
				280	H	Massachusetts	59 61	177	A	Davidson	67 77					

Non-Div I Games: Southern Conn. St. 57 62

Rhode Island

Average RPI Win:	238	WON-LOST	WINNING	LAST 10	STRENGTH OF	OPP. STRENGTH	TEAM	ADJ.	CONF.	ADJ CONF.
Average RPI Loss:	140	RECORD	PCT. RANK	GAMES	SCHEDULE	OF SCHEDULE	RPI	RPI	RPI	RPI
DIV. I ONLY	18- 6	48	6- 4	298	194	96	96	18	18	
DIV. I NON-CONF.	10- 2	32	0- 0	339	235	134	134	19	19	

TOTALS	RPI 1-25	RPI 26-50	W-L RECORDS	RPI 51-100	RPI 101-999	RPI 201+				
18- 6	0- 1	1- 0	OVERALL	0- 1	17- 4	14- 1				
10- 0	0- 0	1- 0	HOME	0- 0	9- 0	7- 0				
8- 6	0- 1	0- 0	AWAY	0- 1	8- 4	7- 1				
0- 0	0- 0	0- 0	NEUTRAL	0- 0	0- 0	0- 0				
10- 2	0- 1	0- 0	NON-CONFERENCE	0- 0	10- 1	9- 0				
5- 0	0- 0	0- 0	HOME	0- 0	5- 0	4- 0				
5- 2	0- 1	0- 0	AWAY	0- 0	5- 1	5- 0				
0- 0	0- 0	0- 0	NEUTRAL	0- 0	0- 0	0- 0				
8- 4	0- 0	1- 0	CONFERENCE	0- 1	7- 3	5- 1				
5- 0	0- 0	1- 0	HOME	0- 0	4- 0	3- 0				
3- 4	0- 0	0- 0	AWAY	0- 1	3- 3	2- 1				
0- 0	0- 0	0- 0	NEUTRAL	0- 0	0- 0	0- 0				

RPI 1-25				RPI 26-50				RPI 51-100				RPI 101+			
RPI	S	Opponent	Score	RPI	S	Opponent	Score	RPI	S	Opponent	Score	RPI	S	Opponent	Score
21	A	Texas A&M	76 82	45	H	Western Ky.	73 58	80	A	UAB	63 70	106	H	Little Rock	58 51
												114	A	Middle Tenn.	41 51
												138	A	Charlotte	62 55
												157	A	Kansas	65 73
												167	A	Louisiana Tech	55 75
												169	H	UTEP	56 42
												203	H	Southern Miss.	62 56
												215	H	Columbia	67 44
												218	A	North Texas	50 49
												236	A	A&M-Corpus Christi	67 56
												237	A	Fla. Atlantic	67 53
												261	A	Prairie View	88 68
												274	H	Old Dominion	53 45
												276	A	Grand Canyon	69 59
												294	H	UTSA	83 52
												302	A	FIU	58 68
												310	H	Incarnate Word	60 43
												312	A	Northern Ariz.	88 83
												326	H	Houston Baptist	67 45
												335	A	Sam Houston St.	79 50
												336	H	La.-Monroe	63 47
LAST 12 Division I GAMES:															
114	A	Middle Tenn.	41 51	169	H	UTEP	56 42	138	A	Charlotte	62 55	302	A	FIU	58 68
80	A	UAB	63 70	237	A	Fla. Atlantic	67 53	294	H	UTSA	83 52	218	A	North Texas	50 49
45	H	Western Ky.	73 58	274	H	Old Dominion	53 45								

Non-Div I Games:

Rice

Average RPI Win: 263	WON-LOST RECORD	WINNING PCT. RANK	LAST 10 GAMES	STRENGTH OF SCHEDULE	OPP. STRENGTH OF SCHEDULE	TEAM RPI	ADJ. RPI	CONF. RPI	ADJ CONF. RPI
Average RPI Loss: 112									
DIV. I ONLY	11- 15	216	4- 6	161	185	196	196	12	12
DIV. I NON-CONF.	5- 8	220	0- 0	143	253	198	198	10	10

TOTALS	RPI 1-25	RPI 26-50	W-L RECORDS	RPI 51-100	RPI 101-999	RPI 201+			
11- 15	0- 0	0- 1	OVERALL	0- 6	11- 8	10- 0			
1- 9	0- 0	0- 1	HOME	0- 5	1- 3	1- 0			
9- 3	0- 0	0- 0	AWAY	0- 0	9- 0	8- 0			
1- 3	0- 0	0- 0	NEUTRAL	0- 1	1- 2	1- 0			
5- 8	0- 0	0- 0	NON-CONFERENCE	0- 4	5- 4	4- 0			
0- 4	0- 0	0- 0	HOME	0- 3	0- 1	0- 0			
4- 1	0- 0	0- 0	AWAY	0- 0	4- 1	3- 0			
1- 3	0- 0	0- 0	NEUTRAL	0- 1	1- 2	1- 0			
6- 7	0- 0	0- 1	CONFERENCE	0- 2	6- 4	6- 0			
1- 5	0- 0	0- 1	HOME	0- 2	1- 2	1- 0			
5- 2	0- 0	0- 0	AWAY	0- 0	5- 2	5- 0			
0- 0	0- 0	0- 0	NEUTRAL	0- 0	0- 0	0- 0			

RPI 1-25				RPI 26-50				RPI 51-100				RPI 101+				Team's RPI: 196
RPI	S	Opponent	Score	RPI	S	Opponent	Score	RPI	S	Opponent	Score	RPI	S	Opponent	Score	
				38	H	Dayton	59 66					104	A	George Mason	56 77	
								51	H	Quinnipiac	65 81	120	N	Bethune-Cookman	50 63	
								64	H	Duquesne	70 78	121	H	Saint Louis	61 79	
								75	H	Fordham	38 43	152	A	Saint Joseph's	72 81	
								77	H	Navy	56 76	156	N	Florida	80 87	
								98	H	Wake Forest	81 85	160	H	William & Mary	64 78	
								99	N	Wright St.	69 85	177	H	Davidson	65 68	
												183	A	Stetson	67 72	
												199	A	East Carolina	65 64	
												215	A	Columbia	85 79	
												234	A	La Salle	60 57	
												234	H	La Salle	77 51	
												256	A	Fairfield	72 67	
												259	A	St. Bonaventure	79 57	
												274	A	Old Dominion	54 45	
												280	A	Massachusetts	51 39	
												281	A	VCU	77 68	
												324	A	Rhode Island	74 53	
												342	N	Savannah St.	100 63	
LAST 12 Division I GAMES:																
				259	A	St. Bonaventure	79 57	75	H	Fordham	38 43					
				234	A	La Salle	60 57	104	A	George Mason	56 77					
				64	H	Duquesne	70 78	177	H	Davidson	65 68					
				280	A	Massachusetts	51 39	152	A	Saint Joseph's	72 81					
				281	A	VCU	77 68	234	H	La Salle	77 51					
				38	H	Dayton	59 66	121	H	Saint Louis	61 79					

Non-Div I Games:

Richmond

R
i
d
e
rRi der

Average RPI Win:	260	WON-LOST	WINNING	LAST 10	STRENGTH OF	OPP. STRENGTH	TEAM	ADJ.	CONF.	ADJ CONF.
Average RPI Loss:	163	RECORD	PCT. RANK	GAMES	SCHEDULE	OF SCHEDULE	RPI	RPI	RPI	RPI
DIV. I ONLY	17- 6	54	8- 2	312	281	139	139	29	29	
DIV. I NON-CONF.	6- 4	122	0- 0	325	126	225	225	29	29	

TOTALS	RPI 1-25	RPI 26-50	W-L RECORDS	RPI 51-100	RPI 101-999	RPI 201+				
17- 6	0- 0	0- 0	OVERALL	0- 1	17- 5	14- 2				
9- 2	0- 0	0- 0	HOME	0- 0	9- 2	7- 1				
8- 3	0- 0	0- 0	AWAY	0- 1	8- 2	7- 1				
0- 1	0- 0	0- 0	NEUTRAL	0- 0	0- 1	0- 0				
6- 4	0- 0	0- 0	NON-CONFERENCE	0- 1	6- 3	4- 1				
3- 2	0- 0	0- 0	HOME	0- 0	3- 2	2- 1				
3- 1	0- 0	0- 0	AWAY	0- 1	3- 0	2- 0				
0- 1	0- 0	0- 0	NEUTRAL	0- 0	0- 1	0- 0				
11- 2	0- 0	0- 0	CONFERENCE	0- 0	11- 2	10- 1				
6- 0	0- 0	0- 0	HOME	0- 0	6- 0	5- 0				
5- 2	0- 0	0- 0	AWAY	0- 0	5- 2	5- 1				
0- 0	0- 0	0- 0	NEUTRAL	0- 0	0- 0	0- 0				

RPI 1-25				RPI 26-50				RPI 51-100				RPI 101+ Team's RPI: 139					
RPI	S	Opponent	Score	RPI	S	Opponent	Score	RPI	S	Opponent	Score	RPI	S	Opponent	Score		
								59	A	Michigan St.	58	100	130	A	Saint Francis (PA)	47	68
												130	H	Saint Francis (PA)	63	62	
												154	N	San Francisco	45	57	
												157	H	Kent St.	31	46	
												161	A	Cal Poly	66	50	
												179	H	Youngstown St.	84	52	
												212	H	Bowling Green	62	64	
												228	H	Lafayette	63	42	
												241	A	Northern Ky.	59	50	
												267	A	St. Francis Brooklyn	47	49	
												267	H	St. Francis Brooklyn	59	36	
												269	A	Fairleigh Dickinson	77	68	
												269	H	Fairleigh Dickinson	62	49	
												273	A	Sacred Heart	91	57	
												287	H	Central Conn. St.	66	47	
												288	A	Mt. St. Mary's	77	68	
												289	A	LIU Brooklyn	55	44	
												289	H	LIU Brooklyn	60	53	
												290	H	Bryant	72	49	
												299	H	Monmouth	56	38	
												330	A	Wagner	58	52	
												334	A	Delaware St.	65	42	
LAST 12 Division I GAMES:																	
269	H	Fairleigh Dickinson	62	49	288	A	Mt. St. Mary's	77	68								
267	A	St. Francis Brooklyn	47	49	330	A	Wagner	58	52								
289	A	LIU Brooklyn	55	44	130	H	Saint Francis (PA)	63	62								
130	A	Saint Francis (PA)	47	68	267	H	St. Francis Brooklyn	59	36								
287	H	Central Conn. St.	66	47	289	H	LIU Brooklyn	60	53								
290	H	Bryant	72	49	273	A	Sacred Heart	91	57								

Non-Div I Games: Clarion 67 60

Robert Morris

Average RPI Win: 104

Average RPI Loss: 44

WON-LOST
RECORDWINNING
PCT. RANKLAST 10
GAMESSTRENGTH OF
SCHEDULEOPP. STRENGTH
OF SCHEDULETEAM
RPIADJ.
RPICONF.
RPIADJ CONF.
RPIDIV. I ONLY
DIV. I NON-CONF.19- 9
12- 278
213- 7
0- 011
2519
2222
1122
113
43
4

TOTALS

RPI 1-25

RPI 26-50

W-L RECORDS

RPI 51-100

RPI 101-999

RPI 201+

19- 9
13- 2
5- 5
1- 21- 4
1- 1
0- 2
0- 15- 1
5- 0
0- 1
0- 0OVERALL
HOME
AWAY
NEUTRAL5- 4
3- 1
2- 2
0- 18- 0
4- 0
3- 0
1- 02- 0
2- 0
0- 0
0- 012- 2
8- 0
3- 0
1- 21- 1
1- 0
0- 0
0- 12- 0
2- 0
0- 0
0- 0NON-CONFERENCE
HOME
AWAY
NEUTRAL3- 1
2- 0
1- 0
0- 16- 0
3- 0
2- 0
1- 01- 0
1- 0
0- 0
0- 07- 7
5- 2
2- 5
0- 00- 3
0- 1
0- 2
0- 03- 1
3- 0
0- 1
0- 0CONFERENCE
HOME
AWAY
NEUTRAL2- 3
1- 1
1- 2
0- 02- 0
1- 0
1- 0
0- 01- 0
1- 0
0- 0
0- 0

RPI 1-25

Team's RPI: 22

RPI 26-50

RPI 51-100

RPI 101+

RPI	S	Opponent	Score
7	A	Ohio St.	68 90
14	N	South Carolina	68 78
19	H	NC State	57 53
20	A	Maryland	60 88
20	H	Maryland	54 72

RPI	S	Opponent	Score
30	H	Virginia	52 43
35	H	Princeton	70 50
40	H	Minnesota	80 70
41	A	Purdue	33 47
41	H	Purdue	58 50
46	H	Michigan	63 56

RPI	S	Opponent	Score
54	H	Houston	75 57
58	A	Indiana	58 64
59	A	Michigan St.	61 58
65	H	Nebraska	42 52
67	A	James Madison	76 63
83	A	Penn St.	67 70
83	H	Penn St.	70 65
92	N	Washington St.	60 63
98	H	Wake Forest	65 51

RPI	S	Opponent	Score
101	H	Seton Hall	70 45
113	N	Western Mich.	75 64
138	A	Charlotte	77 54
187	A	Wisconsin	63 50
193	A	Temple	84 67
194	H	Siena	59 47
217	H	Illinois	76 37
269	H	Fairleigh Dickinson	101 35

LAST 12 Division I GAMES:

187	A	Wisconsin	63 50	65	H	Nebraska	42 52
20	H	Maryland	54 72	83	A	Penn St.	67 70
7	A	Ohio St.	68 90	40	H	Minnesota	80 70
46	H	Michigan	63 56	41	A	Purdue	33 47
20	A	Maryland	60 88	83	H	Penn St.	70 65
58	A	Indiana	58 64	217	H	Illinois	76 37

R
u
t
g
e
r
sR
u
t
g
e
r
s

Non-Div I Games:

Rutgers

Loss, Non-Conf, S Site, H Home A Away N Neutral

Average RPI Win:	265	WON-LOST	WINNING	LAST 10	STRENGTH OF	OPP. STRENGTH	TEAM	ADJ.	CONF.	ADJ CONF.
Average RPI Loss:	170	RECORD	PCT. RANK	GAMES	SCHEDULE	OF SCHEDULE	RPI	RPI	RPI	RPI
DIV. I ONLY	17- 4	27	9- 1	340	286	126	126	26	26	
DIV. I NON-CONF.	4- 3	143	0- 0	277	307	167	167	25	25	

TOTALS	RPI 1-25	RPI 26-50	W-L RECORDS	RPI 51-100	RPI 101-999	RPI 201+				
17- 4	0- 0	0- 0	OVERALL	1- 1	16- 3	15- 2				
10- 0	0- 0	0- 0	HOME	1- 0	9- 0	8- 0				
5- 4	0- 0	0- 0	AWAY	0- 1	5- 3	5- 2				
2- 0	0- 0	0- 0	NEUTRAL	0- 0	2- 0	2- 0				
4- 3	0- 0	0- 0	NON-CONFERENCE	1- 1	3- 2	3- 2				
2- 0	0- 0	0- 0	HOME	1- 0	1- 0	1- 0				
0- 3	0- 0	0- 0	AWAY	0- 1	0- 2	0- 2				
2- 0	0- 0	0- 0	NEUTRAL	0- 0	2- 0	2- 0				
13- 1	0- 0	0- 0	CONFERENCE	0- 0	13- 1	12- 0				
8- 0	0- 0	0- 0	HOME	0- 0	8- 0	7- 0				
5- 1	0- 0	0- 0	AWAY	0- 0	5- 1	5- 0				
0- 0	0- 0	0- 0	NEUTRAL	0- 0	0- 0	0- 0				

RPI 1-25				RPI 26-50				RPI 51-100				RPI 101+				Team's RPI: 126
RPI	S	Opponent	Score	RPI	S	Opponent	Score	RPI	S	Opponent	Score	RPI	S	Opponent	Score	
								68	H	South Dakota	77 55	109	A	Lamar University	65	79
								88	A	Kansas St.	49 74	118	H	Central Ark.	59	46
												224	A	New Orleans	74	67
												225	H	Abilene Christian	66	55
												233	A	Montana St.	54	59
												236	H	A&M-Corpus Christi	59	58
												242	A	Nicholls St.	86	73
												249	A	Montana	52	60
												266	H	McNeese	73	58
												292	H	Southeastern La.	79	67
												295	N	Alabama St.	77	50
												300	H	Coppin St.	72	59
												304	N	Alcorn	83	79
												310	A	Incarnate Word	75	50
												310	H	Incarnate Word	60	49
												323	A	Northwestern St.	70	62
												323	H	Northwestern St.	83	48
												326	A	Houston Baptist	76	54
												335	H	Sam Houston St.	75	53
LAST 12 Division I GAMES:																
310	A	Incarnate Word	75 50	335	H	Sam Houston St.	75 53									
236	H	A&M-Corpus Christi	59 58	118	H	Central Ark.	59 46									
323	H	Northwestern St.	83 48	225	H	Abilene Christian	66 55									
266	H	McNeese	73 58	310	H	Incarnate Word	60 49									
109	A	Lamar University	65 79	224	A	New Orleans	74 67									
326	A	Houston Baptist	76 54	323	A	Northwestern St.	70 62									

Non-Div I Games: Howard Payne 105 35 Central Baptist 97 34 Tex. A&M-Commerce 83 61 Cent. Christian (KS) 105 32 SFA

SIUE				Through Games Of Feb. 17, 2018													
Average RPI Win:		254	WON-LOST		WINNING		LAST 10		STRENGTH OF		OPP. STRENGTH		TEAM	ADJ.	CONF.		ADJ CONF.
Average RPI Loss:		124	RECORD		PCT. RANK		GAMES		SCHEDULE		OF SCHEDULE		RPI	RPI	RPI		RPI
DIV. I ONLY			15- 12	138		7- 3		167		234		153	153	25		25	
DIV. I NON-CONF.			3- 8	268		0- 0		85		80		224	224	27		27	

TOTALS		RPI 1-25		RPI 26-50		W-L RECORDS		RPI 51-100		RPI 101-999		RPI 201+					
15- 12		0- 1		0- 2		OVERALL		0- 3		15- 6		10- 3					
9- 4		0- 0		0- 1		HOME		0- 1		9- 2		6- 0					
6- 7		0- 1		0- 1		AWAY		0- 2		6- 3		4- 2					
0- 1		0- 0		0- 0		NEUTRAL		0- 0		0- 1		0- 1					
3- 8		0- 1		0- 2		NON-CONFERENCE		0- 1		3- 4		1- 2					
2- 3		0- 0		0- 1		HOME		0- 0		2- 2		1- 0					
1- 4		0- 1		0- 1		AWAY		0- 1		1- 1		0- 1					
0- 1		0- 0		0- 0		NEUTRAL		0- 0		0- 1		0- 1					
12- 4		0- 0		0- 0		CONFERENCE		0- 2		12- 2		9- 1					
7- 1		0- 0		0- 0		HOME		0- 1		7- 0		5- 0					
5- 3		0- 0		0- 0		AWAY		0- 1		5- 2		4- 1					
0- 0		0- 0		0- 0		NEUTRAL		0- 0		0- 0		0- 0					

RPI 1-25				RPI 26-50				RPI 51-100				RPI 101+ Team's RPI: 153			
RPI	S	Opponent	Score	RPI	S	Opponent	Score	RPI	S	Opponent	Score	RPI	S	Opponent	Score
16	A	Missouri	48 78	28	H	Central Mich.	56 94	65	A	Nebraska	53 62	121	H	Saint Louis	79 72
				50	A	FGCU	49 66	69	A	Belmont	64 86	133	H	Northern Ill.	75 86
								69	H	Belmont	55 72	147	A	Southern Ill.	57 53
												180	H	Jacksonville St.	65 41
												183	H	Stetson	61 65
												191	A	UT Martin	64 72
												191	H	UT Martin	73 70
												195	A	Morehead St.	66 51
												210	N	Akron	58 59
												222	A	Southeast Mo. St.	62 72
												222	H	Southeast Mo. St.	65 57
												243	A	Austin Peay	61 38
												251	A	Illinois St.	47 62
												297	A	Murray St.	75 70
												297	H	Murray St.	77 68
												303	A	Eastern Ky.	62 60
												305	H	Tennessee Tech	65 58
												307	H	Air Force	76 40
												328	A	Tennessee St.	88 76
												328	H	Tennessee St.	74 63
												346	H	Eastern Ill.	62 52

LAST 12 Division I GAMES:															
222	A	Southeast Mo. St.	62 72	69	A	Belmont	64 86	328	A	Tennessee St.	88 76				
191	A	UT Martin	64 72					191	H	UT Martin	73 70				
297	H	Murray St.	77 68					222	H	Southeast Mo. St.	65 57				
346	H	Eastern Ill.	62 52					328	H	Tennessee St.	74 63				
180	H	Jacksonville St.	65 41					69	H	Belmont	55 72				
305	H	Tennessee Tech	65 58												

Non-Div I Games:

SIUE

Average RPI Win: 208		WON-LOST RECORD	WINNING PCT. RANK	LAST 10 GAMES	STRENGTH OF SCHEDULE	OPP. STRENGTH OF SCHEDULE	TEAM RPI	ADJ. RPI	CONF. RPI	ADJ. CONF. RPI
Average RPI Loss: 106										
DIV. I ONLY		10- 17	243	3- 7	101	96	205	205	7	7
DIV. I NON-CONF.		6- 7	184	0- 0	110	182	158	158	7	7
TOTALS		RPI 1-25	RPI 26-50	W-L RECORDS		RPI 51-100	RPI 101-999	RPI 201+		
10- 17	0- 3		0- 2	OVERALL		0- 4	10- 8	5- 2		
8- 5	0- 0		0- 1	HOME		0- 2	8- 2	4- 0		
1- 12	0- 3		0- 1	AWAY		0- 2	1- 6	0- 2		
1- 0	0- 0		0- 0	NEUTRAL		0- 0	1- 0	1- 0		
6- 7	0- 2		0- 0	NON-CONFERENCE		0- 2	6- 3	5- 2		
5- 1	0- 0		0- 0	HOME		0- 1	5- 0	4- 0		
0- 6	0- 2		0- 0	AWAY		0- 1	0- 3	0- 2		
1- 0	0- 0		0- 0	NEUTRAL		0- 0	1- 0	1- 0		
4- 10	0- 1		0- 2	CONFERENCE		0- 2	4- 5	0- 0		
3- 4	0- 0		0- 1	HOME		0- 1	3- 2	0- 0		
1- 6	0- 1		0- 1	AWAY		0- 1	1- 3	0- 0		
0- 0	0- 0		0- 0	NEUTRAL		0- 0	0- 0	0- 0		

RPI 1-25					
RPI	S	Opponent	Score		
21	A	Texas A&M	57	79	
24	A	South Fla.	54	64	
25	A	Oklahoma	75	87	

RPI 26-50					
RPI	S	Opponent	Score		
44	A	UCF	43	58	
44	H	UCF	42	60	

RPI 51-100					
RPI	S	Opponent	Score		
54	A	Houston	56	60	
54	H	Houston	75	85	
70	H	TCU	58	64	
84	A	Alabama	44	59	

Team's RPI: 205					
RPI	S	Opponent	Score		
132	H	Cincinnati	40	58	
137	A	Wichita St.	43	66	
137	H	Wichita St.	45	52	
142	H	Loyola Marymount	63	60	
162	A	UT Arlington	55	58	
171	H	Tulsa	74	70	
193	A	Temple	52	55	
193	H	Temple	60	56	
199	A	East Carolina	47	76	
199	H	East Carolina	65	51	
201	A	Memphis	53	35	
208	A	Nevada	72	80	
216	H	CSU Bakersfield	41	29	
218	A	North Texas	40	47	
225	H	Abilene Christian	65	44	
229	N	UC Riverside	73	51	
242	H	Nicholls St.	68	61	
266	H	McNeese	65	59	

LAST 12 Division I GAMES:					
137	H	Wichita St.	45	52	
24	A	South Fla.	54	64	
201	A	Memphis	53	35	
171	H	Tulsa	74	70	
199	A	East Carolina	47	76	
193	H	Temple	60	56	
54	A	Houston	56	60	
132	H	Cincinnati	40	58	
44	A	UCF	43	58	
137	A	Wichita St.	43	66	
199	H	East Carolina	65	51	
193	A	Temple	52	55	

Non-Div I Games:

SMU

Average RPI Win:	211	WON-LOST	WINNING	LAST 10	STRENGTH OF	OPP. STRENGTH	TEAM	ADJ.	CONF.	ADJ CONF.
Average RPI Loss:	142	RECORD	PCT. RANK	GAMES	SCHEDULE	OF SCHEDULE	RPI	RPI	RPI	RPI
DIV. I ONLY	4- 20	319	2- 8	89	210	278	278	19	19	
DIV. I NON-CONF.	1- 9	318	0- 0	74	66	246	246	14	14	

TOTALS	RPI 1-25	RPI 26-50	W-L RECORDS	RPI 51-100	RPI 101-999	RPI 201+				
4- 20	0- 0	0- 2	OVERALL	0- 3	4- 15	3- 3				
3- 4	0- 0	0- 0	HOME	0- 0	3- 4	2- 0				
0- 14	0- 0	0- 1	AWAY	0- 3	0- 10	0- 3				
1- 2	0- 0	0- 1	NEUTRAL	0- 0	1- 1	1- 0				
1- 9	0- 0	0- 2	NON-CONFERENCE	0- 3	1- 4	1- 1				
0- 0	0- 0	0- 0	HOME	0- 0	0- 0	0- 0				
0- 7	0- 0	0- 1	AWAY	0- 3	0- 3	0- 1				
1- 2	0- 0	0- 1	NEUTRAL	0- 0	1- 1	1- 0				
3- 11	0- 0	0- 0	CONFERENCE	0- 0	3- 11	2- 2				
3- 4	0- 0	0- 0	HOME	0- 0	3- 4	2- 0				
0- 7	0- 0	0- 0	AWAY	0- 0	0- 7	0- 2				
0- 0	0- 0	0- 0	NEUTRAL	0- 0	0- 0	0- 0				

RPI	S	Opponent	Score	RPI	S	Opponent	Score	RPI	S	Opponent	Score	RPI	S	Opponent	Score	Team's RPI: 278
39	A	Arizona St.	58 106	63	A	UC Davis	72 79	128	A	Portland St.	73 74	128	H	Portland St.	72 81	
49	N	Miami (FL)	56 82	66	A	West Virginia	47 101	131	A	Idaho	66 101	131	H	Idaho	79 64	
				97	A	Kentucky	70 101	133	N	Northern Ill.	75 84	141	A	Idaho St.	71 83	
								141	H	Idaho St.	71 85	154	A	San Francisco	76 90	
								170	A	Weber St.	73 86	170	H	Weber St.	56 78	
								173	A	Eastern Wash.	76 83	173	H	Eastern Wash.	72 83	
								195	A	Morehead St.	71 75	208	A	Nevada	68 95	
								229	N	UC Riverside	99 72	233	A	Montana St.	50 85	
								233	H	Montana St.	88 77	249	A	Montana	59 68	
								249	H	Montana	79 64					
LAST 12 Division I GAMES:																
170	A	Weber St.	73 86	128	H	Portland St.	72 81									
141	A	Idaho St.	71 83	141	H	Idaho St.	71 85									
249	H	Montana	79 64	170	H	Weber St.	56 78									
233	H	Montana St.	88 77	233	A	Montana St.	50 85									
131	A	Idaho	66 101	249	A	Montana	59 68									
173	A	Eastern Wash.	76 83	173	H	Eastern Wash.	72 83									

Non-Div I Games: Antelope Valley 95 62

Sacramento St.

Average RPI Win:	265	WON-LOST	WINNING	LAST 10	STRENGTH OF	OPP. STRENGTH	TEAM	ADJ.	CONF.	ADJ CONF.
Average RPI Loss:	207	RECORD	PCT. RANK	GAMES	SCHEDULE	OF SCHEDULE	RPI	RPI	RPI	RPI
DIV. I ONLY	10- 15	229	4- 6	310	297	273	273	29	29	
DIV. I NON-CONF.	4- 7	226	0- 0	228	270	253	253	29	29	

TOTALS	RPI 1-25	RPI 26-50	W-L RECORDS	RPI 51-100	RPI 101-999	RPI 201+				
10- 15	0- 1	0- 0	OVERALL	0- 1	10- 13	8- 8				
5- 6	0- 0	0- 0	HOME	0- 0	5- 6	4- 3				
5- 9	0- 1	0- 0	AWAY	0- 1	5- 7	4- 5				
0- 0	0- 0	0- 0	NEUTRAL	0- 0	0- 0	0- 0				
4- 7	0- 1	0- 0	NON-CONFERENCE	0- 1	4- 5	3- 2				
3- 2	0- 0	0- 0	HOME	0- 0	3- 2	2- 1				
1- 5	0- 1	0- 0	AWAY	0- 1	1- 3	1- 1				
0- 0	0- 0	0- 0	NEUTRAL	0- 0	0- 0	0- 0				
6- 8	0- 0	0- 0	CONFERENCE	0- 0	6- 8	5- 6				
2- 4	0- 0	0- 0	HOME	0- 0	2- 4	2- 2				
4- 4	0- 0	0- 0	AWAY	0- 0	4- 4	3- 4				
0- 0	0- 0	0- 0	NEUTRAL	0- 0	0- 0	0- 0				

RPI 1-25				RPI 26-50				RPI 51-100				RPI 101+ Team's RPI: 273			
RPI	S	Opponent	Score	RPI	S	Opponent	Score	RPI	S	Opponent	Score	RPI	S	Opponent	Score
5	A	Florida St.	52 101					71	A	Harvard	62 70	130	A	Saint Francis (PA)	69 68
												130	H	Saint Francis (PA)	48 89
												139	H	Robert Morris	57 91
												149	A	Brown	77 102
												182	H	New Hampshire	47 74
												190	H	Lehigh	65 55
												194	A	Siena	57 62
												209	H	Providence	78 75
												240	H	Hofstra	81 86
												252	H	Manhattan	65 61
												267	A	St. Francis Brooklyn	48 63
												269	A	Fairleigh Dickinson	59 69
												287	A	Central Conn. St.	59 69
												287	H	Central Conn. St.	71 73
												288	A	Mt. St. Mary's	82 52
												288	H	Mt. St. Mary's	56 44
												289	A	LIU Brooklyn	50 46
												290	A	Bryant	56 60
												290	H	Bryant	73 81
												299	A	Monmouth	64 69
												330	A	Wagner	72 55
												330	H	Wagner	61 49
												340	A	Florida A&M	73 68
LAST 12 Division I GAMES:															
130	A	Saint Francis (PA)	69 68	289	A	LIU Brooklyn	50 46								
288	H	Mt. St. Mary's	56 44	269	A	Fairleigh Dickinson	59 69								
330	H	Wagner	61 49	290	H	Bryant	73 81								
290	A	Bryant	56 60	287	A	Central Conn. St.	59 69								
287	H	Central Conn. St.	71 73	330	A	Wagner	72 55								
267	A	St. Francis Brooklyn	48 63	288	A	Mt. St. Mary's	82 52								

Non-Div I Games:

Sacred Heart

Average RPI Win:	259	WON-LOST	WINNING	LAST 10	STRENGTH OF	OPP. STRENGTH	TEAM	ADJ.	CONF.	ADJ CONF.
Average RPI Loss:	149	RECORD	PCT. RANK	GAMES	SCHEDULE	OF SCHEDULE	RPI	RPI	RPI	RPI
DIV. I ONLY	15- 9	102	8- 2	209	291	130	130	29	29	
DIV. I NON-CONF.	4- 7	226	0- 0	151	157	179	179	29	29	

TOTALS	RPI 1-25	RPI 26-50	W-L RECORDS	RPI 51-100	RPI 101-999	RPI 201+				
15- 9	0- 0	0- 1	OVERALL	0- 2	15- 6	12- 3				
7- 2	0- 0	0- 0	HOME	0- 0	7- 2	5- 1				
7- 6	0- 0	0- 1	AWAY	0- 2	7- 2	6- 0				
1- 1	0- 0	0- 0	NEUTRAL	0- 0	1- 1	1- 1				
4- 7	0- 0	0- 1	NON-CONFERENCE	0- 2	4- 4	2- 2				
1- 1	0- 0	0- 0	HOME	0- 0	1- 1	0- 0				
2- 5	0- 0	0- 1	AWAY	0- 2	2- 2	1- 1				
1- 1	0- 0	0- 0	NEUTRAL	0- 0	1- 1	1- 1				
11- 2	0- 0	0- 0	CONFERENCE	0- 0	11- 2	10- 1				
6- 1	0- 0	0- 0	HOME	0- 0	6- 1	5- 1				
5- 1	0- 0	0- 0	AWAY	0- 0	5- 1	5- 0				
0- 0	0- 0	0- 0	NEUTRAL	0- 0	0- 0	0- 0				

RPI 1-25				RPI 26-50				RPI 51-100				RPI 101+				Team's RPI: 130			
RPI	S	Opponent	Score	RPI	S	Opponent	Score	RPI	S	Opponent	Score	RPI	S	Opponent	Score				
				46	A	Gonzaga	74 97					60	A	Toledo	66 74	132	A	Cincinnati	77 73
												64	A	Duquesne	68 87	139	A	Robert Morris	62 63
																139	H	Robert Morris	68 47
																160	H	William & Mary	86 92
																164	A	Boise St.	59 87
																179	H	Youngstown St.	79 65
																215	A	Columbia	81 94
																222	N	Southeast Mo. St.	50 82
																267	A	St. Francis Brooklyn	94 71
																267	H	St. Francis Brooklyn	90 75
																269	A	Fairleigh Dickinson	80 56
																273	A	Sacred Heart	89 48
																273	H	Sacred Heart	68 69
																274	N	Old Dominion	79 68
																287	H	Central Conn. St.	87 59
																288	H	Mt. St. Mary's	92 88
																289	A	LIU Brooklyn	85 54
																289	H	LIU Brooklyn	101 71
																290	H	Bryant	87 69
																316	A	Portland	106 101
																330	A	Wagner	79 76
LAST 12 Division I GAMES:																			
				273	H	Sacred Heart	68 69					330	A	Wagner	79 76				
				289	A	LIU Brooklyn	85 54					288	H	Mt. St. Mary's	92 88				
				267	A	St. Francis Brooklyn	94 71					139	A	Robert Morris	62 63				
				139	H	Robert Morris	68 47					289	H	LIU Brooklyn	101 71				
				290	H	Bryant	87 69					267	H	St. Francis Brooklyn	90 75				
				287	H	Central Conn. St.	87 59					269	A	Fairleigh Dickinson	80 56				

Non-Div I Games: Seton Hill 103 71

Saint Francis (PA)

Average RPI Win:	227	WON-LOST	WINNING	LAST 10	STRENGTH OF	OPP. STRENGTH	TEAM	ADJ.	CONF.	ADJ CONF.
Average RPI Loss:	117	RECORD	PCT. RANK	GAMES	SCHEDULE	OF SCHEDULE	RPI	RPI	RPI	RPI
DIV. I ONLY	14- 12	150	6- 4	186	155	152	152	12	12	
DIV. I NON-CONF.	5- 7	212	0- 0	149	184	169	169	10	10	

TOTALS	RPI 1-25	RPI 26-50	W-L RECORDS	RPI 51-100	RPI 101-999	RPI 201+				
14- 12	0- 1	0- 2	OVERALL	2- 3	12- 6	9- 2				
6- 5	0- 0	0- 1	HOME	0- 3	6- 1	5- 0				
8- 6	0- 1	0- 0	AWAY	2- 0	6- 5	4- 2				
0- 1	0- 0	0- 1	NEUTRAL	0- 0	0- 0	0- 0				
5- 7	0- 1	0- 1	NON-CONFERENCE	1- 2	4- 3	3- 1				
2- 2	0- 0	0- 0	HOME	0- 2	2- 0	2- 0				
3- 4	0- 1	0- 0	AWAY	1- 0	2- 3	1- 1				
0- 1	0- 0	0- 1	NEUTRAL	0- 0	0- 0	0- 0				
9- 5	0- 0	0- 1	CONFERENCE	1- 1	8- 3	6- 1				
4- 3	0- 0	0- 1	HOME	0- 1	4- 1	3- 0				
5- 2	0- 0	0- 0	AWAY	1- 0	4- 2	3- 1				
0- 0	0- 0	0- 0	NEUTRAL	0- 0	0- 0	0- 0				

RPI 1-25				RPI 26-50				RPI 51-100				RPI 101+ Team's RPI: 152			
RPI	S	Opponent	Score	RPI	S	Opponent	Score	RPI	S	Opponent	Score	RPI	S	Opponent	Score
23	A	Villanova	44 79	35	N	Princeton	54 63	57	H	Drexel	58 65	104	H	George Mason	57 65
				38	H	Dayton	59 65	64	A	Duquesne	69 50	121	A	Saint Louis	73 96
								64	H	Duquesne	42 61	123	A	Bucknell	77 53
								67	A	James Madison	73 66	156	A	Florida	51 71
								73	H	Penn	50 57	177	A	Davidson	64 62
												193	A	Temple	66 69
												196	H	Richmond	81 72
												234	A	La Salle	75 64
												234	H	La Salle	70 49
												239	A	Niagara	93 69
												259	A	St. Bonaventure	70 64
												263	A	Towson	66 90
												280	A	Massachusetts	84 79
												281	A	VCU	54 56
												281	H	VCU	79 41
												324	H	Rhode Island	64 46
												346	H	Eastern Ill.	80 62
												348	H	Saint Peter's	87 58

LAST 12 Division I GAMES:															
234	H	La Salle	70 49	234	A	La Salle	75 64	64	H	Duquesne	42 61				
177	A	Davidson	64 62					121	A	Saint Louis	73 96				
64	A	Duquesne	69 50					280	A	Massachusetts	84 79				
324	H	Rhode Island	64 46					196	H	Richmond	81 72				
104	H	George Mason	57 65					38	H	Dayton	59 65				
281	A	VCU	54 56												

Non-Div I Games:

Saint Joseph's

Average RPI Win:	187	WON-LOST	WINNING	LAST 10	STRENGTH OF	OPP. STRENGTH	TEAM	ADJ.	CONF.	ADJ CONF.
Average RPI Loss:	92	RECORD	PCT. RANK	GAMES	SCHEDULE	OF SCHEDULE	RPI	RPI	RPI	RPI
DIV. I ONLY	14- 13	173	6- 4	105	92	121	121	12	12	
DIV. I NON-CONF.	6- 7	184	0- 0	137	24	145	145	10	10	

TOTALS	RPI 1-25	RPI 26-50	W-L RECORDS	RPI 51-100	RPI 101-999	RPI 201+				
14- 13	0- 1	0- 3	OVERALL	2- 4	12- 5	5- 1				
8- 4	0- 0	0- 0	HOME	1- 2	7- 2	3- 0				
4- 8	0- 0	0- 2	AWAY	1- 1	3- 1	2- 0				
2- 1	0- 0	0- 1	NEUTRAL	0- 0	2- 0	0- 0				
6- 7	0- 1	0- 2	NON-CONFERENCE	0- 1	6- 3	2- 0				
3- 2	0- 0	0- 0	HOME	0- 0	3- 2	1- 0				
1- 4	0- 1	0- 1	AWAY	0- 1	1- 1	1- 0				
2- 1	0- 0	0- 1	NEUTRAL	0- 0	2- 0	0- 0				
8- 6	0- 0	0- 1	CONFERENCE	2- 3	6- 2	3- 1				
5- 2	0- 0	0- 0	HOME	1- 2	4- 0	2- 0				
3- 4	0- 0	0- 1	AWAY	1- 1	2- 2	1- 1				
0- 0	0- 0	0- 0	NEUTRAL	0- 0	0- 0	0- 0				

RPI 1-25				RPI 26-50				RPI 51-100				RPI 101+				Team's RPI: 121
RPI	S	Opponent	Score	RPI	S	Opponent	Score	RPI	S	Opponent	Score	RPI	S	Opponent	Score	
16	A	Missouri	58 70	26	N	LSU	59 71	64	H	Duquesne	66 76	104	A	George Mason	72 81	
				33	A	DePaul	78 86	75	A	Fordham	63 66	106	H	Little Rock	48 45	
				38	A	Dayton	76 101	75	H	Fordham	91 85	119	N	Cleveland St.	80 64	
								90	A	George Washington	72 69	127	H	Vanderbilt	69 74	
								90	H	George Washington	58 71	140	N	Ole Miss	79 64	
								92	A	Washington St.	63 85	142	H	Loyola Marymount	60 62	
												152	H	Saint Joseph's	96 73	
												153	A	SIUE	72 79	
												171	H	Tulsa	77 66	
												177	H	Davidson	88 72	
												196	A	Richmond	79 61	
												234	A	La Salle	76 87	
												258	H	Lipscomb	101 57	
												259	H	St. Bonaventure	78 55	
												277	A	Indiana St.	60 59	
												280	H	Massachusetts	64 63	
												324	A	Rhode Island	70 66	

LAST 12 Division I GAMES:																
				90	H	George Washington	58 71	90	A	George Washington	72 69					
				64	H	Duquesne	66 76	104	A	George Mason	72 81					
				324	A	Rhode Island	70 66	152	H	Saint Joseph's	96 73					
				234	A	La Salle	76 87	280	H	Massachusetts	64 63					
				177	H	Davidson	88 72	38	A	Dayton	76 101					
				75	H	Fordham	91 85	75	A	Fordham	63 66					

Non-Div I Games:

Saint Louis

Saint Peter's

Through Games Of Feb. 17, 2018

Average RPI Win:	248	WON-LOST	WINNING	LAST 10	STRENGTH OF	OPP. STRENGTH	TEAM	ADJ.	CONF.	ADJ CONF.
Average RPI Loss:	242	RECORD	PCT. RANK	GAMES	SCHEDULE	OF SCHEDULE	RPI	RPI	RPI	RPI
DIV. I ONLY	4- 22	326	1- 9	343	324	348	348	28	28	
DIV. I NON-CONF.	3- 8	268	0- 0	308	340	317	317	26	26	

TOTALS	RPI 1-25	RPI 26-50	W-L RECORDS	RPI 51-100	RPI 101-999	RPI 201+				
4- 22	0- 0	0- 0	OVERALL	0- 1	4- 21	3- 16				
2- 9	0- 0	0- 0	HOME	0- 0	2- 9	2- 6				
1- 13	0- 0	0- 0	AWAY	0- 1	1- 11	1- 9				
1- 0	0- 0	0- 0	NEUTRAL	0- 0	1- 0	0- 0				
3- 8	0- 0	0- 0	NON-CONFERENCE	0- 0	3- 8	2- 5				
1- 3	0- 0	0- 0	HOME	0- 0	1- 3	1- 2				
1- 5	0- 0	0- 0	AWAY	0- 0	1- 5	1- 3				
1- 0	0- 0	0- 0	NEUTRAL	0- 0	1- 0	0- 0				
1- 14	0- 0	0- 0	CONFERENCE	0- 1	1- 13	1- 11				
1- 6	0- 0	0- 0	HOME	0- 0	1- 6	1- 4				
0- 8	0- 0	0- 0	AWAY	0- 1	0- 7	0- 7				
0- 0	0- 0	0- 0	NEUTRAL	0- 0	0- 0	0- 0				

RPI 1-25				RPI 26-50				RPI 51-100				RPI 101+				Team's RPI: 348
RPI	S	Opponent	Score	RPI	S	Opponent	Score	RPI	S	Opponent	Score	RPI	S	Opponent	Score	
								51	A	Quinnipiac	39 86	101	A	Seton Hall	49 91	
												117	H	Yale	49 70	
												125	N	Delaware	90 87	
												152	A	Saint Joseph's	58 87	
												155	H	Marist	53 86	
												194	H	Siena	59 62	
												228	H	Lafayette	64 61	
												239	A	Niagara	54 64	
												239	H	Niagara	52 87	
												252	A	Manhattan	64 76	
												256	A	Fairfield	41 62	
												267	H	Saint Francis Brooklyn	49 64	
												269	A	Fairleigh Dickinson	59 69	
												280	A	Massachusetts	65 81	
												284	A	Rider	52 62	
												284	H	Rider	52 57	
												285	A	Canisius	49 52	
												285	H	Canisius	53 66	
												289	A	LIU Brooklyn	46 57	
												299	A	Monmouth	44 51	
												299	H	Monmouth	67 47	
												337	A	Iona	42 52	
												337	H	Iona	31 55	
												338	A	NJIT	59 52	
												344	H	UMass Lowell	60 66	

LAST 12 Division I GAMES:																
				337	H	Iona	31 55	299	H	Monmouth	67 47					
				284	A	Rider	52 62	239	H	Niagara	52 87					
				285	A	Canisius	49 52	285	H	Canisius	53 66					
				239	A	Niagara	54 64	256	A	Fairfield	41 62					
				194	H	Siena	59 62	51	A	Quinnipiac	39 86					
				337	A	Iona	42 52	299	A	Monmouth	44 51					

Non-Div I Games:

Saint Peter's

■ Loss,
 ■ Non-Conf,
 ■ S Site,
 ■ Home
 ■ Away
 N Neutral

Average RPI Win:	302	WON-LOST	WINNING	LAST 10	STRENGTH OF	OPP. STRENGTH	TEAM	ADJ.	CONF.	ADJ CONF.
Average RPI Loss:	199	RECORD	PCT. RANK	GAMES	SCHEDULE	OF SCHEDULE	RPI	RPI	RPI	RPI
DIV. I ONLY	2- 20	337	1- 9	233	341	335	335	26	26	
DIV. I NON-CONF.	1- 6	306	0- 0	53	338	272	272	25	25	

TOTALS	RPI 1-25	RPI 26-50	W-L RECORDS	RPI 51-100	RPI 101-999	RPI 201+				
2- 20	0- 0	0- 1	OVERALL	0- 1	2- 18	2- 12				
1- 10	0- 0	0- 0	HOME	0- 1	1- 9	1- 7				
1- 10	0- 0	0- 0	AWAY	0- 0	1- 1	1- 1				
0- 0	0- 0	0- 0	NEUTRAL	0- 0	0- 0	0- 0				
1- 6	0- 0	0- 1	NON-CONFERENCE	0- 1	1- 4	1- 2				
1- 3	0- 0	0- 0	HOME	0- 1	1- 2	1- 1				
0- 3	0- 0	0- 1	AWAY	0- 0	0- 2	0- 1				
0- 0	0- 0	0- 0	NEUTRAL	0- 0	0- 0	0- 0				
1- 14	0- 0	0- 0	CONFERENCE	0- 0	1- 14	1- 10				
0- 7	0- 0	0- 0	HOME	0- 0	0- 7	0- 6				
1- 7	0- 0	0- 0	AWAY	0- 0	1- 7	1- 4				
0- 0	0- 0	0- 0	NEUTRAL	0- 0	0- 0	0- 0				

RPI 1-25				RPI 26-50				RPI 51-100				RPI 101+ Team's RPI: 335			
RPI	S	Opponent	Score	RPI	S	Opponent	Score	RPI	S	Opponent	Score	RPI	S	Opponent	Score
				26	A	LSU	58 71	96	H	Rice	50 79	108	A	Arkansas	54 65
												109	A	Lamar University	44 91
												109	H	Lamar University	44 68
												118	A	Central Ark.	44 69
												126	A	SFA	53 75
												134	H	Texas St.	41 73
												203	A	Southern Miss.	38 58
												225	A	Abilene Christian	65 83
												225	H	Abilene Christian	72 75
												232	H	Texas Southern	58 77
												236	A	A&M-Corpus Christi	48 62
												236	H	A&M-Corpus Christi	57 67
												242	H	Nicholls St.	65 70
												266	H	McNeese	63 66
												292	A	Southeastern La.	57 52
												310	H	Incarnate Word	49 56
												311	H	Jackson St.	74 68
												323	A	Northwestern St.	60 63
												326	A	Houston Baptist	62 65
												326	H	Houston Baptist	61 69
LAST 12 Division I GAMES:															
326	A	Houston Baptist	62 65	126	A	SFA	53 75								
242	H	Nicholls St.	65 70	292	A	Southeastern La.	57 52								
109	H	Lamar University	44 68	109	A	Lamar University	44 91								
236	A	A&M-Corpus Christi	48 62	323	A	Northwestern St.	60 63								
225	H	Abilene Christian	72 75	326	H	Houston Baptist	61 69								
266	H	McNeese	63 66	236	H	A&M-Corpus Christi	57 67								

Non-Div I Games: Wiley 80 41 St. Thomas Houston 68 66

Sam Houston St.

Average RPI Win:	226	WON-LOST	WINNING	LAST 10	STRENGTH OF	OPP. STRENGTH	TEAM	ADJ.	CONF.	ADJ CONF.
Average RPI Loss:	110	RECORD	PCT. RANK	GAMES	SCHEDULE	OF SCHEDULE	RPI	RPI	RPI	RPI
DIV. I ONLY	13- 13	175	6- 4	116	168	145	145	17	17	
DIV. I NON-CONF.	7- 7	170	0- 0	63	137	121	121	17	17	

TOTALS	RPI 1-25	RPI 26-50	W-L RECORDS	RPI 51-100	RPI 101-999	RPI 201+				
13- 13	0- 2	1- 0	OVERALL	0- 4	12- 7	8- 1				
10- 2	0- 0	1- 0	HOME	0- 1	9- 1	6- 0				
2- 10	0- 0	0- 0	AWAY	0- 0	2- 0	2- 0				
1- 1	0- 0	0- 0	NEUTRAL	0- 0	1- 1	0- 0				
7- 7	0- 2	1- 0	NON-CONFERENCE	0- 2	6- 3	3- 0				
6- 1	0- 0	1- 0	HOME	0- 0	5- 1	3- 0				
0- 5	0- 2	0- 0	AWAY	0- 2	0- 1	0- 0				
1- 1	0- 0	0- 0	NEUTRAL	0- 0	1- 1	0- 0				
6- 6	0- 0	0- 0	CONFERENCE	0- 2	6- 4	5- 1				
4- 1	0- 0	0- 0	HOME	0- 1	4- 0	3- 0				
2- 5	0- 0	0- 0	AWAY	0- 1	2- 4	2- 1				
0- 0	0- 0	0- 0	NEUTRAL	0- 0	0- 0	0- 0				

RPI 1-25				RPI 26-50				RPI 51-100				RPI 101+ Team's RPI: 145			
RPI	S	Opponent	Score	RPI	S	Opponent	Score	RPI	S	Opponent	Score	RPI	S	Opponent	Score
5	A	Florida St.	62 87	44	H	UCF	58 51	61	A	Mercer	45 48	108	A	Arkansas	63 84
18	A	Iowa	59 80					61	H	Mercer	59 73	115	A	Chattanooga	58 68
								69	A	Belmont	46 83	124	A	ETSU	48 76
								80	A	UAB	53 77	146	H	Colorado	60 71
												166	H	Troy	80 73
												166	N	Troy	82 76
												169	N	UTEP	33 46
												174	A	Furman	41 45
												174	H	Furman	62 58
												200	H	Hampton	66 61
												203	H	Southern Mi ss.	61 56
												226	A	UNCG	60 53
												226	H	UNCG	56 48
												295	H	Alabama St.	58 39
												298	A	Wofford	46 58
												298	H	Wofford	81 77
												306	A	Western Caro.	50 32
												306	H	Western Caro.	62 54
												324	H	Rhode Island	67 37
LAST 12 Division I GAMES:															
306	A	Western Caro.	50 32	115	A	Chattanooga	58 68								
226	A	UNCG	60 53	226	H	UNCG	56 48								
61	A	Mercer	45 48	306	H	Western Caro.	62 54								
174	H	Furman	62 58	61	H	Mercer	59 73								
298	H	Wofford	81 77	298	A	Wofford	46 58								
124	A	ETSU	48 76	174	A	Furman	41 45								

Non-Div I Games: AUM

59 46

Samford

Average RPI Win: 218

Average RPI Loss: 163

WON-LOST
RECORDWINNING
PCT. RANKLAST 10
GAMESSTRENGTH OF
SCHEDULEOPP. STRENGTH
OF SCHEDULETEAM
RPIADJ.
RPICONF.
RPIADJ CONF.
RPI

DIV. I ONLY	14- 12	150	5- 5	257	149	184	184	14	14
DIV. I NON-CONF.	6- 4	122	0- 0	291	203	157	157	11	11
TOTALS	RPI 1-25	RPI 26-50	W-L RECORDS	RPI 51-100	RPI 101-999	RPI 201+			
14- 12	0- 0	1- 2	OVERALL	0- 2	13- 8	7- 5			
8- 4	0- 0	1- 1	HOME	0- 1	7- 2	6- 0			
5- 8	0- 0	0- 1	AWAY	0- 1	5- 6	1- 5			
1- 0	0- 0	0- 0	NEUTRAL	0- 0	1- 0	0- 0			
6- 4	0- 0	1- 1	NON-CONFERENCE	0- 0	5- 3	3- 3			
4- 0	0- 0	1- 0	HOME	0- 0	3- 0	3- 0			
1- 4	0- 0	0- 1	AWAY	0- 0	1- 3	0- 3			
1- 0	0- 0	0- 0	NEUTRAL	0- 0	1- 0	0- 0			
8- 8	0- 0	0- 1	CONFERENCE	0- 2	8- 5	4- 2			
4- 4	0- 0	0- 1	HOME	0- 1	4- 2	3- 0			
4- 4	0- 0	0- 0	AWAY	0- 1	4- 3	1- 2			
0- 0	0- 0	0- 0	NEUTRAL	0- 0	0- 0	0- 0			

RPI 1-25				RPI 26-50				RPI 51-100				RPI 101+ Team's RPI: 184			
RPI	S	Opponent	Score	RPI	S	Opponent	Score	RPI	S	Opponent	Score	RPI	S	Opponent	Score
				34	A	Cal i forni a	64 89	78	A	Sai nt Mary' s (CA)	57 66	142	A	Loyol a Marymount	60 54
				40	H	Min nesota	72 69	78	H	Sai nt Mary' s (CA)	53 75	142	H	Loyol a Marymount	53 67
				46	H	Gonzaga	44 63					143	A	BYU	66 60
												143	H	BYU	70 69
												154	A	San Franci sco	60 54
												164	N	Boi se St.	72 52
												178	A	Paci fi c	60 62
												178	H	Paci fi c	68 81
												189	A	UC Santa Barbara	71 58
												220	A	Seattl e U	73 80
												231	A	Pepperdi ne	62 66
												231	H	Pepperdi ne	79 53
												244	A	San Diego St.	76 77
												247	A	Hawai i	63 64
												283	A	Santa Cl ara	50 59
												283	H	Santa Cl ara	51 40
												294	H	UTSA	78 69
												316	A	Portland	75 60
												316	H	Portland	59 52
												321	H	Long Beach St.	74 40
												322	H	Southern Utah	72 59
LAST 12 Division I GAMES:															
				143	A	BYU	66 60	142	H	Loyol a Marymount	53 67				
				178	A	Paci fi c	60 62	283	A	Santa Cl ara	50 59				
				283	H	Santa Cl ara	51 40	143	H	BYU	70 69				
				231	H	Pepperdi ne	79 53	316	A	Portland	75 60				
				78	A	Saint Mary' s (CA)	57 66	142	A	Loyol a Marymount	60 54				
				46	H	Gonzaga	44 63	178	H	Paci fi c	68 81				

Non-Div I Games: San Diego Christian 82 53

San Diego

Average RPI Win: 210

Average RPI Loss: 153

WON-LOST
RECORDWINNING
PCT. RANKLAST 10
GAMESSTRENGTH OF
SCHEDULEOPP. STRENGTH
OF SCHEDULETEAM
RPIADJ.
RPICONF.
RPIADJ CONF.
RPIDIV. I ONLY
DIV. I NON-CONF.9- 15
5- 5239
1702- 8
0- 0164
256173
282244
243244
24316
1316
13

TOTALS

RPI 1-25

RPI 26-50

W-L RECORDS

RPI 51-100

RPI 101-999

RPI 201+

9- 15

0- 0

0- 1

OVERALL

2- 4

7- 10

6- 3

7- 6

0- 0

0- 0

HOME

2- 1

5- 5

4- 1

2- 7

0- 0

0- 0

AWAY

0- 2

2- 5

2- 2

0- 2

0- 0

0- 1

NEUTRAL

0- 1

0- 0

0- 0

5- 5

0- 0

0- 1

NON-CONFERENCE

0- 1

5- 3

4- 1

4- 2

0- 0

0- 0

HOME

0- 0

4- 2

3- 1

1- 1

0- 0

0- 0

AWAY

0- 0

1- 1

1- 0

0- 2

0- 0

0- 1

NEUTRAL

0- 1

0- 0

0- 0

4- 10

0- 0

0- 0

CONFERENCE

2- 3

2- 7

2- 2

3- 4

0- 0

0- 0

HOME

2- 1

1- 3

1- 0

1- 6

0- 0

0- 0

AWAY

0- 2

1- 4

1- 2

0- 0

0- 0

0- 0

NEUTRAL

0- 0

0- 0

0- 0

RPI 1-25

RPI 26-50

RPI 51-100

RPI 101+

Team's RPI: 244

RPI S Opponent Score

RPI S Opponent Score

RPI S Opponent Score

RPI S Opponent Score

28 N Central Mich. 76 85

74 A Wyoming 50 70

121 A Colorado St. 43 72

74 H Wyoming 68 62

121 H Colorado St. 63 65

89 H New Mexico 97 89

129 A Fresno St. 53 64

94 A UNLV 67 73

129 H Fresno St. 60 66

94 H UNLV 64 75

164 H Boise St. 70 86

100 N Tulane 46 80

165 H UC Irvine 65 67

184 H San Diego 77 76

189 A UC Santa Barbara 64 77

206 H CSUN 58 55

208 H Nevada 75 72

250 A San Jose St. 75 65

272 H Presbyterian 77 50

279 A Arizona 78 67

283 H Santa Clara 34 48

296 A Utah St. 58 62

307 A Air Force 51 61

325 H Cal St. Fullerton 59 58

LAST 12 Division I GAMES:

94	A	UNLV	67	73	121	A	Colorado St.	43	72
74	A	Wyoming	50	70	89	H	New Mexico	97	89
208	H	Nevada	75	72	129	A	Fresno St.	53	64
129	H	Fresno St.	60	66	164	H	Boise St.	70	86
307	A	Air Force	51	61	250	A	San Jose St.	75	65
94	H	UNLV	64	75	121	H	Colorado St.	63	65

Non-Div I Games:

Hope Int'l

92 68

San Diego St.

Average RPI Win:	219	WON-LOST	WINNING	LAST 10	STRENGTH OF	OPP. STRENGTH	TEAM	ADJ.	CONF.	ADJ CONF.
Average RPI Loss:	105	RECORD	PCT. RANK	GAMES	SCHEDULE	OF SCHEDULE	RPI	RPI	RPI	RPI
DIV. I ONLY	13- 14	187	5- 5	124	124	154	154	14	14	
DIV. I NON-CONF.	5- 6	187	0- 0	83	89	136	136	11	11	

TOTALS	RPI 1-25	RPI 26-50	W-L RECORDS	RPI 51-100	RPI 101-999	RPI 201+				
13- 14	0- 1	0- 3	OVERALL	0- 4	13- 6	7- 1				
8- 5	0- 1	0- 1	HOME	0- 2	8- 1	4- 0				
4- 9	0- 0	0- 2	AWAY	0- 2	4- 5	3- 1				
1- 0	0- 0	0- 0	NEUTRAL	0- 0	1- 0	0- 0				
5- 6	0- 1	0- 1	NON-CONFERENCE	0- 2	5- 2	2- 0				
3- 2	0- 1	0- 0	HOME	0- 1	3- 0	1- 0				
1- 4	0- 0	0- 1	AWAY	0- 1	1- 2	1- 0				
1- 0	0- 0	0- 0	NEUTRAL	0- 0	1- 0	0- 0				
8- 8	0- 0	0- 2	CONFERENCE	0- 2	8- 4	5- 1				
5- 3	0- 0	0- 1	HOME	0- 1	5- 1	3- 0				
3- 5	0- 0	0- 1	AWAY	0- 1	3- 3	2- 1				
0- 0	0- 0	0- 0	NEUTRAL	0- 0	0- 0	0- 0				

RPI 1-25				RPI 26-50				RPI 51-100				RPI 101+ Team's RPI: 154			
RPI	S	Opponent	Score	RPI	S	Opponent	Score	RPI	S	Opponent	Score	RPI	S	Opponent	Score
13	H	Stanford	66 86	36	A	Northern Colo.	60 73	63	A	UC Davis	55 72	129	H	Fresno St.	70 62
				46	A	Gonzaga	47 74	78	A	Saint Mary's (CA)	64 72	139	N	Robert Morris	57 45
				46	H	Gonzaga	57 81	78	H	Saint Mary's (CA)	59 73	142	A	Loyola Marymount	60 65
								92	H	Washington St.	70 74	142	H	Loyola Marymount	78 60
												143	A	BYU	66 70
												143	H	BYU	76 73
												161	A	Cal Poly	83 88
												161	H	Cal Poly	83 71
												162	A	UT Arlington	54 56
												178	A	Pacific	81 71
												184	H	San Diego	54 60
												231	A	Pepperdine	92 95
												231	H	Pepperdine	68 67
												250	A	San Jose St.	87 81
												278	H	Sacramento St.	90 76
												283	A	Santa Clara	58 54
												283	H	Santa Clara	64 47
												316	A	Portland	76 63
												316	H	Portland	84 75

LAST 12 Division I GAMES:															
				142	A	Loyola Marymount	60 65	46	H	Gonzaga	57 81				
				78	A	Saint Mary's (CA)	64 72	178	A	Pacific	81 71				
				143	H	BYU	76 73	231	A	Pepperdine	92 95				
				316	A	Portland	76 63	283	A	Santa Clara	58 54				
				283	H	Santa Clara	64 47	46	A	Gonzaga	47 74				
				78	H	Saint Mary's (CA)	59 73	142	H	Loyola Marymount	78 60				

Non-Div I Games:

San Francisco

Average RPI Win:	238	WON-LOST	WINNING	LAST 10	STRENGTH OF	OPP. STRENGTH	TEAM	ADJ.	CONF.	ADJ CONF.
Average RPI Loss:	126	RECORD	PCT. RANK	GAMES	SCHEDULE	OF SCHEDULE	RPI	RPI	RPI	RPI
DIV. I ONLY	5- 19	311	1- 9	80	143	250	250	16	16	
DIV. I NON-CONF.	2- 8	290	0- 0	87	152	245	245	13	13	

TOTALS	RPI 1-25	RPI 26-50	W-L RECORDS	RPI 51-100	RPI 101-999	RPI 201+				
5- 19	0- 1	0- 1	OVERALL	1- 6	4- 11	4- 3				
3- 9	0- 0	0- 0	HOME	1- 3	2- 6	2- 2				
2- 9	0- 1	0- 1	AWAY	0- 3	2- 4	2- 1				
0- 1	0- 0	0- 0	NEUTRAL	0- 0	0- 1	0- 0				
2- 8	0- 1	0- 1	NON-CONFERENCE	0- 1	2- 5	2- 1				
1- 4	0- 0	0- 0	HOME	0- 1	1- 3	1- 1				
1- 3	0- 1	0- 1	AWAY	0- 0	1- 1	1- 0				
0- 1	0- 0	0- 0	NEUTRAL	0- 0	0- 1	0- 0				
3- 11	0- 0	0- 0	CONFERENCE	1- 5	2- 6	2- 2				
2- 5	0- 0	0- 0	HOME	1- 2	1- 3	1- 1				
1- 6	0- 0	0- 0	AWAY	0- 3	1- 3	1- 1				
0- 0	0- 0	0- 0	NEUTRAL	0- 0	0- 0	0- 0				

RPI 1-25				RPI 26-50				RPI 51-100				RPI 101+ Team's RPI: 250			
RPI	S	Opponent	Score	RPI	S	Opponent	Score	RPI	S	Opponent	Score	RPI	S	Opponent	Score
10	A	UCLA	69 129	43	A	Oregon St.	62 110	65	H	Nebraska	55 81	121	A	Colorado St.	48 63
								74	A	Wyomi ng	46 58	121	H	Colorado St.	66 73
								74	H	Wyomi ng	64 66	128	H	Portland St.	78 90
								89	A	New Mexi co	62 92	129	A	Fresno St.	71 81
								89	H	New Mexi co	95 86	154	H	San Franci sco	81 87
								94	A	UNLV	60 79	164	H	Boise St.	80 112
								94	H	UNLV	53 80	178	A	Paci fic	97 106
												200	N	Hampton	73 81
												206	H	CSUN	59 76
												208	A	Nevada	63 91
												216	H	CSU Bakersfi eld	67 57
												244	H	San Diego St.	65 75
												283	A	Santa Clara	71 66
												296	H	Utah St.	79 66
												307	A	Ai r Force	75 74

LAST 12 Division I GAMES:															
				74	H	Wyomi ng	64 66	164	H	Boise St.	80 112				
				129	A	Fresno St.	71 81	208	A	Nevada	63 91				
				121	H	Colorado St.	66 73	307	A	Ai r Force	75 74				
				89	A	New Mexico	62 92	244	H	San Diego St.	65 75				
				94	H	UNLV	53 80	89	H	New Mexico	95 86				
				74	A	Wyomi ng	46 58	94	A	UNLV	60 79				

Non-Div I Games: Southern Ore. 89 87

San Jose St.

Average RPI Win:	249	WON-LOST	WINNING	LAST 10	STRENGTH OF	OPP. STRENGTH	TEAM	ADJ.	CONF.	ADJ CONF.
Average RPI Loss:	157	RECORD	PCT. RANK	GAMES	SCHEDULE	OF SCHEDULE	RPI	RPI	RPI	RPI

DIV. I ONLY	8- 18	272	4- 6	258	138	283	283	14	14
DIV. I NON-CONF.	3- 7	254	0- 0	323	168	305	305	11	11
TOTALS	RPI 1-25	RPI 26-50	W-L RECORDS	RPI 51-100	RPI 101-999	RPI 201+			
8- 18	0- 0	0- 4	OVERALL	0- 1	8- 13	5- 5			
5- 8	0- 0	0- 3	HOME	0- 0	5- 5	2- 2			
3- 10	0- 0	0- 0	AWAY	0- 0	3- 0	3- 0			
0- 0	0- 0	0- 0	NEUTRAL	0- 0	0- 0	0- 0			
3- 7	0- 0	0- 2	NON-CONFERENCE	0- 0	3- 5	2- 4			
1- 4	0- 0	0- 2	HOME	0- 0	1- 2	0- 2			
2- 3	0- 0	0- 0	AWAY	0- 0	2- 3	2- 2			
0- 0	0- 0	0- 0	NEUTRAL	0- 0	0- 0	0- 0			
5- 11	0- 0	0- 2	CONFERENCE	0- 1	5- 8	3- 1			
4- 4	0- 0	0- 1	HOME	0- 0	4- 3	2- 0			
1- 7	0- 0	0- 1	AWAY	0- 1	1- 5	1- 1			
0- 0	0- 0	0- 0	NEUTRAL	0- 0	0- 0	0- 0			

RPI 1-25	RPI 26-50	RPI 51-100	RPI 101+	Team's RPI: 283
RPI S Opponent Score	RPI S Opponent Score	RPI S Opponent Score	RPI S Opponent Score	
	34 H Cal i forn i a 41 79	78 A Saint Mary's (CA) 46 59	142 H Loyol a Marymount 51 65	
	46 A Gonzaga 44 71		143 A BYU 47 65	
	46 H Gonzaga 51 63		143 H BYU 34 55	
	48 H Southern Cal i forn i a 43 64		154 A San Franci sco 47 64	
			154 H San Franci sco 54 58	
			178 A Paci fi c 37 55	
			178 H Paci fi c 57 55	
			184 A San Di ego 40 51	
			184 H San Di ego 59 50	
			188 A Northwestern 47 57	
			189 H UC Santa Barbara 68 63	
			208 A Nevada 41 52	
			231 A Pepperdi ne 55 56	
			231 H Pepperdi ne 54 50	
			244 A San Di ego St. 48 34	
			250 H San Jose St. 66 71	
			276 A Grand Canyon 38 39	
			316 A Portland 50 43	
			316 H Portland 67 57	
			325 H Cal St. Fullerton 69 73	
			332 A Ill. -Chi cago 45 36	
LAST 12 Di vi si on I GAMES:				
	178 H Paci fi c 57 55	231 H Pepperdi ne 54 50		
	316 H Portland 67 57	184 H San Di ego 59 50		
	184 A San Di ego 40 51	46 A Gonzaga 44 71		
	143 H BYU 34 55	154 H San Franci sco 54 58		
	154 A San Franci sco 47 64	143 A BYU 47 65		
	178 A Paci fi c 37 55	78 A Saint Mary's (CA) 46 59		

Non-Di v I Games: Menlo 104 61

Santa Clara

Average RPI Win:	335	WON-LOST	WINNING	LAST 10	STRENGTH OF	OPP. STRENGTH	TEAM	ADJ.	CONF.	ADJ CONF.
Average RPI Loss:	211	RECORD	PCT. RANK	GAMES	SCHEDULE	OF SCHEDULE	RPI	RPI	RPI	RPI
DIV. I ONLY	2- 20	337	1- 8	309	296	342	342	30	30	
DIV. I NON-CONF.	1- 9	318	0- 0	257	110	308	308	30	30	

TOTALS	RPI 1-25	RPI 26-50	W-L RECORDS	RPI 51-100	RPI 101-999	RPI 201+				
2- 20	0- 1	0- 1	OVERALL	0- 1	2- 17	2- 12				
0- 7	0- 0	0- 0	HOME	0- 0	0- 7	0- 6				
2- 10	0- 1	0- 1	AWAY	0- 1	2- 7	2- 5				
0- 3	0- 0	0- 0	NEUTRAL	0- 0	0- 3	0- 1				
1- 9	0- 1	0- 1	NON-CONFERENCE	0- 1	1- 6	1- 2				
0- 0	0- 0	0- 0	HOME	0- 0	0- 0	0- 0				
1- 6	0- 1	0- 1	AWAY	0- 1	1- 3	1- 1				
0- 3	0- 0	0- 0	NEUTRAL	0- 0	0- 3	0- 1				
1- 11	0- 0	0- 0	CONFERENCE	0- 0	1- 11	1- 10				
0- 7	0- 0	0- 0	HOME	0- 0	0- 7	0- 6				
1- 4	0- 0	0- 0	AWAY	0- 0	1- 4	1- 4				
0- 0	0- 0	0- 0	NEUTRAL	0- 0	0- 0	0- 0				

RPI 1-25				RPI 26-50				RPI 51-100				RPI 101+ Team's RPI: 342			
RPI	S	Opponent	Score	RPI	S	Opponent	Score	RPI	S	Opponent	Score	RPI	S	Opponent	Score
14	A	South Carolina	38 99	43	A	Oregon St.	36 84	93	A	Jacksonville	46 74	156	N	Florida	40 90
												187	A	Wisconsin	24 82
												196	N	Richmond	63 100
												199	A	East Carolina	37 103
												200	H	Hampton	53 81
												209	N	Providence	48 78
												211	H	N. C. A&T	44 69
												213	A	Norfolk St.	51 83
												213	H	Norfolk St.	58 78
												248	H	Howard	59 87
												260	A	Morgan St.	67 73
												260	H	Morgan St.	41 70
												271	H	UMES	56 68
												295	A	Alabama St.	61 81
												300	A	Coppin St.	57 66
												317	H	South Carolina St.	60 71
												329	A	Ga. Southern	71 67
												334	A	Delaware St.	79 93
												340	A	Florida A&M	65 47
LAST 12 Division I GAMES:															
213	A	Norfolk St.	51 83	213	H	Norfolk St.	58 78								
211	H	N. C. A&T	44 69	200	H	Hampton	53 81								
260	H	Morgan St.	41 70	248	H	Howard	59 87								
317	H	South Carolina St.	60 71	271	H	UMES	56 68								
340	A	Florida A&M	65 47	260	A	Morgan St.	67 73								
334	A	Delaware St.	79 93	300	A	Coppin St.	57 66								

Non-Div I Games: LaGrange 86 44 Allen 79 41

Savannah St.

Average RPI Win: 249

Average RPI Loss: 185

WON-LOST
RECORDWINNING
PCT. RANKLAST 10
GAMESSTRENGTH OF
SCHEDULEOPP. STRENGTH
OF SCHEDULETEAM
RPIADJ.
RPICONF.
RPIADJ CONF.
RPI

DIV. I ONLY	13- 12	163	7- 3	281	277	220	220	31	31
DIV. I NON-CONF.	6- 9	214	0- 2	156	200	206	206	31	31
TOTALS	RPI 1-25	RPI 26-50	W-L RECORDS	RPI 51-100	RPI 101-999	RPI 201+			
13- 12	0- 0	0- 1	OVERALL	0- 1	13- 10	9- 6			
6- 6	0- 0	0- 0	HOME	0- 1	6- 5	4- 2			
7- 6	0- 0	0- 1	AWAY	0- 0	7- 5	5- 4			
0- 0	0- 0	0- 0	NEUTRAL	0- 0	0- 0	0- 0			
6- 9	0- 0	0- 1	NON-CONFERENCE	0- 1	6- 7	2- 3			
2- 6	0- 0	0- 0	HOME	0- 1	2- 5	0- 2			
4- 3	0- 0	0- 1	AWAY	0- 0	4- 2	2- 1			
0- 0	0- 0	0- 0	NEUTRAL	0- 0	0- 0	0- 0			
7- 3	0- 0	0- 0	CONFERENCE	0- 0	7- 3	7- 3			
4- 0	0- 0	0- 0	HOME	0- 0	4- 0	4- 0			
3- 3	0- 0	0- 0	AWAY	0- 0	3- 3	3- 3			
0- 0	0- 0	0- 0	NEUTRAL	0- 0	0- 0	0- 0			

RPI	S	Opponent	Score	RPI	S	Opponent	Score	RPI	S	Opponent	Score	RPI	S	Opponent	Score
34	A	Cal i forni a	67 87	63	H	UC Davi s	53 79	128	H	Portland St.	91 77	131	A	Idaho	68 60
								141	H	Idaho St.	69 74	165	H	UC Irvi ne	79 84
								178	H	Paci fi c	73 85	181	A	Washi ngton	76 84
								184	H	San Di ego	80 73	189	A	UC Santa Barbara	77 71
								206	A	CSUN	62 67	208	H	Nevada	65 74
								216	A	CSU Bakersfi el d	68 75	231	A	Pepperdi ne	65 62
								235	H	New Mexico St.	69 59	247	H	Hawai i	58 73
								249	A	Montana	78 64	276	A	Grand Canyon	63 74
								282	A	UMKC	62 58	282	H	UMKC	66 62
								308	A	UTRGV	67 69	308	H	UTRGV	64 56
								327	A	Utah Val ley	77 75	345	A	Chi cago St.	63 56
								345	H	Chi cago St.	72 60				
LAST 12 Divi sion I GAMES:															
308	A	UTRGV	67 69	235	H	New Mexico St.	69 59	282	A	UMKC	62 58	345	A	Chi cago St.	63 56
345	H	Chi cago St.	72 60	276	A	Grand Canyon	63 74	206	A	CSUN	62 67	165	H	UC Irvi ne	79 84
282	H	UMKC	66 62												
327	A	Utah Val ley	77 75												
216	A	CSU Bakersfi el d	68 75												
308	H	UTRGV	64 56												

Non-Div I Games:

Seattle U

Average RPI Win:	194	WON-LOST	WINNING	LAST 10	STRENGTH OF	OPP. STRENGTH	TEAM	ADJ.	CONF.	ADJ CONF.
Average RPI Loss:	45	RECORD	PCT. RANK	GAMES	SCHEDULE	OF SCHEDULE	RPI	RPI	RPI	RPI
DIV. I ONLY	15- 12	138	5- 5	92	71	101	101	6	6	
DIV. I NON-CONF.	8- 3	65	0- 0	122	197	88	88	6	6	

TOTALS	RPI 1-25	RPI 26-50	W-L RECORDS	RPI 51-100	RPI 101-999	RPI 201+				
15- 12	0- 4	0- 5	OVERALL	2- 1	13- 2	9- 0				
11- 4	0- 2	0- 2	HOME	1- 0	10- 0	6- 0				
4- 8	0- 2	0- 3	AWAY	1- 1	3- 2	3- 0				
0- 0	0- 0	0- 0	NEUTRAL	0- 0	0- 0	0- 0				
8- 3	0- 2	0- 1	NON-CONFERENCE	1- 0	7- 0	5- 0				
6- 2	0- 1	0- 1	HOME	0- 0	6- 0	4- 0				
2- 1	0- 1	0- 0	AWAY	1- 0	1- 0	1- 0				
0- 0	0- 0	0- 0	NEUTRAL	0- 0	0- 0	0- 0				
7- 9	0- 2	0- 4	CONFERENCE	1- 1	6- 2	4- 0				
5- 2	0- 1	0- 1	HOME	1- 0	4- 0	2- 0				
2- 7	0- 1	0- 3	AWAY	0- 1	2- 2	2- 0				
0- 0	0- 0	0- 0	NEUTRAL	0- 0	0- 0	0- 0				

RPI 1-25				RPI 26-50				RPI 51-100				RPI 101+				Team's RPI: 101
RPI	S	Opponent	Score	RPI	S	Opponent	Score	RPI	S	Opponent	Score	RPI	S	Opponent	Score	
10	H	UCLA	68 77	29	A	Marquette	84 97	52	A	St. John's (NY)	56 75	107	A	Butler	48 66	
22	A	Rutgers	45 70	33	A	DePaul	66 89	52	H	St. John's (NY)	62 57	107	H	Butler	75 64	
23	A	Villanova	53 59	35	H	Princeton	83 85	98	A	Wake Forest	67 57	116	A	Georgetown	52 71	
23	H	Villanova	59 67	42	A	Creighton	64 81					116	H	Georgetown	70 65	
				42	H	Creighton	51 68					155	H	Marist	85 60	

LAST 12 Division I GAMES:																
				52	A	St. John's (NY)	56 75	209	A	Providence	65 56					
				23	A	Villanova	53 59	52	H	St. John's (NY)	62 57					
				116	A	Georgetown	52 71	116	H	Georgetown	70 65					
				107	H	Butler	75 64	23	H	Villanova	59 67					
				214	H	Xavier	58 53	214	A	Xavier	62 51					
				42	A	Creighton	64 81	107	A	Butler	48 66					

Non-Div I Games:

Seton Hall

S
i
e
n
a

Siena				Through Games Of Feb. 17, 2018						
Average RPI Win:	272	WON-LOST	WINNING	LAST 10	STRENGTH OF	OPP. STRENGTH	TEAM	ADJ.	CONF.	ADJ CONF.
Average RPI Loss:	134	RECORD	PCT. RANK	GAMES	SCHEDULE	OF SCHEDULE	RPI	RPI	RPI	RPI
DIV. I ONLY	14- 13	173	7- 3	244	248	194	194	28	28	
DIV. I NON-CONF.	5- 6	187	0- 0	134	136	152	152	26	26	

TOTALS	RPI 1-25	RPI 26-50	W-L RECORDS	RPI 51-100	RPI 101-999	RPI 201+				
14- 13	0- 1	0- 1	OVERALL	0- 5	14- 6	13- 4				
8- 4	0- 0	0- 1	HOME	0- 2	8- 1	7- 1				
6- 9	0- 1	0- 0	AWAY	0- 3	6- 5	6- 3				
0- 0	0- 0	0- 0	NEUTRAL	0- 0	0- 0	0- 0				
5- 6	0- 1	0- 1	NON-CONFERENCE	0- 3	5- 1	5- 0				
3- 2	0- 0	0- 1	HOME	0- 1	3- 0	3- 0				
2- 4	0- 1	0- 0	AWAY	0- 2	2- 1	2- 0				
0- 0	0- 0	0- 0	NEUTRAL	0- 0	0- 0	0- 0				
9- 7	0- 0	0- 0	CONFERENCE	0- 2	9- 5	8- 4				
5- 2	0- 0	0- 0	HOME	0- 1	5- 1	4- 1				
4- 5	0- 0	0- 0	AWAY	0- 1	4- 4	4- 3				
0- 0	0- 0	0- 0	NEUTRAL	0- 0	0- 0	0- 0				

S
i
e
n
a

RPI 1-25				RPI 26-50				RPI 51-100				RPI 101+ Team's RPI: 194			
RPI	S	Opponent	Score	RPI	S	Opponent	Score	RPI	S	Opponent	Score	RPI	S	Opponent	Score
22	A	Rutgers	47 59	50	H	FGCU	50 63	51	A	Qui nni pi ac	54 68	155	A	Marist	54 73
								51	H	Qui nni pi ac	72 83	155	H	Marist	58 53
								71	A	Harvard	67 75	159	A	Hartford	62 71
								81	H	Al bany (NY)	63 78	239	A	Ni agara	50 65
								83	A	Penn St.	72 86	239	H	Ni agara	68 73
												240	A	Hofstra	70 60
												248	H	Howard	72 61
												252	A	Manhattan	56 54
												252	H	Manhattan	56 51
												256	A	Fai rfi el d	43 44
												256	H	Fai rfi el d	51 40
												259	H	St. Bonaventure	70 62
												268	A	Col gate	73 70
												273	H	Sacred Heart	62 57
												284	A	Ri der	71 67
												285	A	Can i si us	57 65
												299	H	Monmouth	44 41
												337	A	I ona	70 48
												337	H	I ona	64 51
												348	A	Saint Peter's	62 59

LAST 12 Division I GAMES:															
256	A	Fairfield	43 44	252	H	Manhattan	56 51	256	H	Fai rfi el d	51 40	337	A	I ona	70 48
252	A	Manhattan	56 54	51	H	Qui nni pi ac	72 83	155	H	Marist	58 53	239	A	Ni agara	50 65
51	H	Qui nni pi ac	72 83	299	H	Monmouth	44 41	285	A	Can i si us	57 65				
155	A	Marist	54 73	348	A	Saint Peter's	62 59								

Non-Div I Games:

Siena

Average RPI Win: 226	WON-LOST RECORD	WINNING PCT. RANK	LAST 10 GAMES	STRENGTH OF SCHEDULE	OPP. STRENGTH OF SCHEDULE	TEAM RPI	ADJ. RPI	CONF. RPI	ADJ CONF. RPI
Average RPI Loss: 146									
DIV. I ONLY	14- 10	130	5- 5	177	235	144	144	22	22
DIV. I NON-CONF.	6- 4	122	0- 0	59	199	73	73	23	23

TOTALS	RPI 1-25	RPI 26-50	W-L RECORDS	RPI 51-100	RPI 101-999	RPI 201+			
14- 10	0- 1	0- 0	OVERALL	0- 2	14- 7	9- 2			
8- 4	0- 0	0- 0	HOME	0- 2	8- 2	6- 0			
6- 6	0- 1	0- 0	AWAY	0- 0	6- 5	3- 2			
0- 0	0- 0	0- 0	NEUTRAL	0- 0	0- 0	0- 0			
6- 4	0- 1	0- 0	NON-CONFERENCE	0- 2	6- 1	4- 0			
3- 2	0- 0	0- 0	HOME	0- 2	3- 0	2- 0			
3- 2	0- 1	0- 0	AWAY	0- 0	3- 1	2- 0			
0- 0	0- 0	0- 0	NEUTRAL	0- 0	0- 0	0- 0			
8- 6	0- 0	0- 0	CONFERENCE	0- 0	8- 6	5- 2			
5- 2	0- 0	0- 0	HOME	0- 0	5- 2	4- 0			
3- 4	0- 0	0- 0	AWAY	0- 0	3- 4	1- 2			
0- 0	0- 0	0- 0	NEUTRAL	0- 0	0- 0	0- 0			

RPI 1-25				RPI 26-50				RPI 51-100				RPI 101+ Team's RPI: 144			
RPI	S	Opponent	Score	RPI	S	Opponent	Score	RPI	S	Opponent	Score	RPI	S	Opponent	Score
19	A	NC State	50 71					80	H	UAB	66 78	105	A	North Carolina	85 84
								93	H	Jacksonville	58 60	106	H	Little Rock	35 47
												118	H	Central Ark.	64 43
												134	A	Texas St.	63 78
												140	A	Ole Miss	59 66
												162	A	UT Arlington	76 63
												166	A	Troy	71 82
												166	H	Troy	79 68
												175	A	Louisiana	72 57
												197	H	Arkansas St.	60 75
												203	A	Southern Miss.	78 57
												207	H	Southern U.	69 65
												224	H	New Orleans	67 45
												255	A	Coastal Caro.	56 71
												255	H	Coastal Caro.	68 62
												270	A	Appalachian St.	56 57
												270	H	Appalachian St.	54 52
												295	A	Alabama St.	59 47
												315	H	Georgia St.	88 52
												329	H	Ga. Southern	79 52
												336	A	La.-Monroe	67 60
LAST 12 Division I GAMES:															
255	A	Coastal Caro.	56 71	175	A	Louisiana	72 57	270	H	Appalachian St.	54 52	255	H	Coastal Caro.	68 62
270	A	Appalachian St.	56 57	270	H	Appalachian St.	54 52	166	H	Troy	79 68	162	A	UT Arlington	76 63
197	H	Arkansas St.	60 75	166	H	Troy	79 68	134	A	Texas St.	63 78				
106	H	Little Rock	35 47												
166	A	Troy	71 82												
336	A	La.-Monroe	67 60												

Non-Div I Games: Ga. Southwestern 73 42

South Ala.

Average RPI Win:	134	WON-LOST	WINNING	LAST 10	STRENGTH OF	OPP. STRENGTH	TEAM	ADJ.	CONF.	ADJ CONF.
Average RPI Loss:	6	RECORD	PCT. RANK	GAMES	SCHEDULE	OF SCHEDULE	RPI	RPI	RPI	RPI
DIV. I ONLY	21- 5	28	7- 3	39	4	14	14	2	2	
DIV. I NON-CONF.	11- 2	22	0- 1	133	8	42	42	2	2	

TOTALS	RPI 1-25	RPI 26-50	W-L RECORDS	RPI 51-100	RPI 101-999	RPI 201+				
21- 5	5- 5	1- 0	OVERALL	3- 0	12- 0	5- 0				
11- 2	3- 2	0- 0	HOME	0- 0	8- 0	5- 0				
8- 2	1- 2	1- 0	AWAY	2- 0	4- 0	0- 0				
2- 1	1- 1	0- 0	NEUTRAL	1- 0	0- 0	0- 0				
11- 2	3- 2	0- 0	NON-CONFERENCE	1- 0	7- 0	5- 0				
6- 1	1- 1	0- 0	HOME	0- 0	5- 0	5- 0				
3- 0	1- 0	0- 0	AWAY	0- 0	2- 0	0- 0				
2- 1	1- 1	0- 0	NEUTRAL	1- 0	0- 0	0- 0				
10- 3	2- 3	1- 0	CONFERENCE	2- 0	5- 0	0- 0				
5- 1	2- 1	0- 0	HOME	0- 0	3- 0	0- 0				
5- 2	0- 2	1- 0	AWAY	2- 0	2- 0	0- 0				
0- 0	0- 0	0- 0	NEUTRAL	0- 0	0- 0	0- 0				

RPI	S	Opponent	Score	RPI	S	Opponent	Score	RPI	S	Opponent	Score	RPI	S	Opponent	Score
1	H	UConn	58 83	27	A	Georgia	77 65	52	N	St. John's (NY)	76 58	102	H	Auburn	71 63
2	N	Notre Dame	85 92					84	A	Alabama	79 66	108	H	Arkansas	90 42
3	A	Mississippi St.	53 67					97	A	Kentucky	81 64	127	A	Vanderbilt	95 82
9	H	Tennessee	70 86									135	A	Clemson	66 36
16	A	Missouri	74 83									140	A	Ole Miss	88 62
16	H	Missouri	64 54									156	H	Florida	64 57
17	H	Duke	72 52									193	A	Temple	87 60
20	A	Maryland	94 86									253	H	Col. of Charleston	69 43
21	H	Texas A&M	61 59									295	H	Alabama St.	99 31
22	N	Rutgers	78 68									298	H	Wofford	94 60
												306	H	Western Caro.	101 43
												342	H	Savannah St.	99 38

LAST 12 Division I GAMES:															
27	A	Georgia	77 65	108	H	Arkansas	90 42								
156	H	Florida	64 57	97	A	Kentucky	81 64								
84	A	Alabama	79 66	127	A	Vanderbilt	95 82								
3	A	Mississippi St.	53 67	9	H	Tennessee	70 86								
1	H	UConn	58 83	102	H	Auburn	71 63								
16	H	Missouri	64 54	16	A	Missouri	74 83								

Non-Div I Games:

South Carolina

Average RPI Win: 296	WON-LOST RECORD	WINNING PCT. RANK	LAST 10 GAMES	STRENGTH OF SCHEDULE	OPP. STRENGTH OF SCHEDULE	TEAM RPI	ADJ. RPI	CONF. RPI	ADJ CONF. RPI
Average RPI Loss: 211									
DIV. I ONLY	7- 15	268	4- 6	341	272	317	317	30	30
DIV. I NON-CONF.	3- 7	254	0- 0	341	159	309	309	30	30

TOTALS	RPI 1-25	RPI 26-50	W-L RECORDS	RPI 51-100	RPI 101-999	RPI 201+			
7- 15	0- 0	0- 0	OVERALL	0- 2	7- 13	6- 9			
4- 4	0- 0	0- 0	HOME	0- 0	4- 4	3- 4			
3- 11	0- 0	0- 0	AWAY	0- 0	3- 1	3- 1			
0- 0	0- 0	0- 0	NEUTRAL	0- 0	0- 0	0- 0			
3- 7	0- 0	0- 0	NON-CONFERENCE	0- 2	3- 5	3- 3			
1- 1	0- 0	0- 0	HOME	0- 0	1- 1	1- 1			
2- 6	0- 0	0- 0	AWAY	0- 2	2- 4	2- 2			
0- 0	0- 0	0- 0	NEUTRAL	0- 0	0- 0	0- 0			
4- 8	0- 0	0- 0	CONFERENCE	0- 0	4- 8	3- 6			
3- 3	0- 0	0- 0	HOME	0- 0	3- 3	2- 3			
1- 5	0- 0	0- 0	AWAY	0- 0	1- 5	1- 3			
0- 0	0- 0	0- 0	NEUTRAL	0- 0	0- 0	0- 0			

RPI 1-25				RPI 26-50				RPI 51-100				RPI 101+ Team's RPI: 317			
RPI	S	Opponent	Score	RPI	S	Opponent	Score	RPI	S	Opponent	Score	RPI	S	Opponent	Score
								61	A	Mercer	53 74	120	A	Bethune-Cookman	50 68
								62	A	Georgia Tech	40 86	135	A	Clemson	48 56
												138	A	Charlotte	49 64
												200	A	Hampton	42 60
												200	H	Hampton	78 70
												211	H	N. C. A&T	54 74
												213	H	Norfolk St.	67 71
												248	H	Howard	58 68
												260	A	Morgan St.	55 65
												271	H	UMES	54 51
												274	A	Old Dominion	35 52
												286	A	USC Upstate	44 63
												300	A	Coppin St.	39 56
												300	H	Coppin St.	67 65
												306	H	Western Caro.	75 45
												309	A	Charleston So.	60 58
												329	H	Ga. Southern	58 61
												334	A	Delaware St.	44 58
												341	A	Winthrop	65 37
												342	A	Savannah St.	71 60

LAST 12 Division I GAMES:															
				200	A	Hampton	42 60	200	H	Hampton	78 70				
				211	H	N. C. A&T	54 74	213	H	Norfolk St.	67 71				
				300	H	Coppin St.	67 65	271	H	UMES	54 51				
				342	A	Savannah St.	71 60	248	H	Howard	58 68				
				260	A	Morgan St.	55 65	334	A	Delaware St.	44 58				
				300	A	Coppin St.	39 56	120	A	Bethune-Cookman	50 68				

Non-Div I Games: Johnson & Wales (NC) 40 Columbia Int'l 82 38

South Carolina St.

Average RPI Win:	202	WON-LOST	WINNING	LAST 10	STRENGTH OF	OPP. STRENGTH	TEAM	ADJ.	CONF.	ADJ CONF.
Average RPI Loss:	94	RECORD	PCT. RANK	GAMES	SCHEDULE	OF SCHEDULE	RPI	RPI	RPI	RPI
DIV. I ONLY	20- 5	36	9- 0	180	136	68	68	13	13	
DIV. I NON-CONF.	7- 5	132	0- 0	189	51	132	132	16	16	

TOTALS	RPI 1-25	RPI 26-50	W-L RECORDS	RPI 51-100	RPI 101-999	RPI 201+				
20- 5	0- 1	2- 0	OVERALL	0- 1	18- 3	10- 0				
10- 1	0- 0	1- 0	HOME	0- 0	9- 1	5- 0				
9- 2	0- 0	1- 0	AWAY	0- 0	8- 2	4- 0				
1- 2	0- 1	0- 0	NEUTRAL	0- 1	1- 0	1- 0				
7- 5	0- 1	1- 0	NON-CONFERENCE	0- 1	6- 3	4- 0				
4- 1	0- 0	1- 0	HOME	0- 0	3- 1	2- 0				
2- 2	0- 0	0- 0	AWAY	0- 0	2- 2	1- 0				
1- 2	0- 1	0- 0	NEUTRAL	0- 1	1- 0	1- 0				
13- 0	0- 0	1- 0	CONFERENCE	0- 0	12- 0	6- 0				
6- 0	0- 0	0- 0	HOME	0- 0	6- 0	3- 0				
7- 0	0- 0	1- 0	AWAY	0- 0	6- 0	3- 0				
0- 0	0- 0	0- 0	NEUTRAL	0- 0	0- 0	0- 0				

RPI 1-25				RPI 26-50				RPI 51-100 Team's RPI: 68				RPI 101+			
RPI	S	Opponent	Score	RPI	S	Opponent	Score	RPI	S	Opponent	Score	RPI	S	Opponent	Score
9	N	Tennessee	49 69	32	A	South Dakota St.	67 61	53	N	Oklahoma St.	68 76	110	A	Western Ill.	82 58
				42	H	Creighton	73 68					110	H	Western Ill.	92 81
												112	A	Iowa St.	76 81
												126	A	SFA	55 77
												137	A	Wichita St.	62 48
												171	H	Tulsa	61 64
												172	A	Denver	82 60
												172	H	Denver	79 51
												176	H	North Dakota	76 71
												186	A	Oral Roberts	73 68
												186	H	Oral Roberts	72 55
												216	H	CSU Bakersfield	66 50
												229	H	UC Riverside	75 66
												238	A	Omaha	72 50
												238	H	Omaha	70 46
												275	A	North Dakota St.	82 67
												275	H	North Dakota St.	80 54
												277	N	Indiana St.	71 59
												310	A	Incarnate Word	81 51
												331	A	Fort Wayne	79 60
												331	H	Fort Wayne	85 43
LAST 12 Division I GAMES:															
				186	H	Oral Roberts	72 55	32	A	South Dakota St.	67 61				
				238	A	Omaha	72 50	238	H	Omaha	70 46				
				331	A	Fort Wayne	79 60	186	A	Oral Roberts	73 68				
				275	H	North Dakota St.	80 54	331	H	Fort Wayne	85 43				
				110	H	Western Ill.	92 81	110	A	Western Ill.	82 58				
				172	A	Denver	82 60	275	A	North Dakota St.	82 67				

Non-Div I Games: Mt. Marty 87 25 Doane 96 54 Bellevue 89 32

South Dakota

Average RPI Win:	174	WON-LOST	WINNING	LAST 10	STRENGTH OF	OPP. STRENGTH	TEAM	ADJ.	CONF.	ADJ CONF.
Average RPI Loss:	35	RECORD	PCT. RANK	GAMES	SCHEDULE	OF SCHEDULE	RPI	RPI	RPI	RPI
DIV. I ONLY	21- 5	28	8- 1	73	100	32	32	13	13	
DIV. I NON-CONF.	10- 4	73	0- 0	36	12	27	27	16	16	
TOTALS	RPI 1-25	RPI 26-50	W-L RECORDS	RPI 51-100	RPI 101-999	RPI 201+				
21- 5	2- 2	0- 2	OVERALL	2- 1	17- 0	7- 0				
12- 2	1- 1	0- 0	HOME	0- 1	11- 0	5- 0				
7- 3	0- 1	0- 2	AWAY	2- 0	5- 0	2- 0				
2- 0	1- 0	0- 0	NEUTRAL	0- 0	1- 0	0- 0				
10- 4	2- 2	0- 2	NON-CONFERENCE	2- 0	6- 0	2- 0				
6- 1	1- 1	0- 0	HOME	0- 0	5- 0	2- 0				
2- 3	0- 1	0- 2	AWAY	2- 0	0- 0	0- 0				
2- 0	1- 0	0- 0	NEUTRAL	0- 0	1- 0	0- 0				
11- 1	0- 0	0- 0	CONFERENCE	0- 1	11- 0	5- 0				
6- 1	0- 0	0- 0	HOME	0- 1	6- 0	3- 0				
5- 0	0- 0	0- 0	AWAY	0- 0	5- 0	2- 0				
0- 0	0- 0	0- 0	NEUTRAL	0- 0	0- 0	0- 0				

RPI	S	Opponent	Score	RPI	S	Opponent	Score	RPI	S	Opponent	Score	RPI	S	Opponent	Score
4	H	Louisville	64 68	42	A	Creighton	65 72	68	H	South Dakota	61 67	110	A	Western Ill.	70 42
12	A	Green Bay	41 55	50	A	FGCU	78 87	79	A	Drake	85 78	110	H	Western Ill.	84 48
19	N	NC State	75 67					90	A	George Washington	97 88	137	H	Wichita St.	96 64
25	H	Oklahoma	67 61									138	N	Charlotte	71 70
												150	H	UNI	57 47
												172	A	Denver	69 58
												172	H	Denver	95 59
												176	H	North Dakota	66 52
												186	A	Oral Roberts	77 70
												186	H	Oral Roberts	96 72
												212	H	Bowling Green	76 44
												238	A	Omaha	103 54
												238	H	Omaha	89 64
												275	A	North Dakota St.	85 64
												275	H	North Dakota St.	83 63
												331	H	Fort Wayne	105 49
												338	H	NJIT	92 48
LAST 12 Division I GAMES:															
110	A	Western Ill.	70 42	68	H	South Dakota	61 67	110	H	Western Ill.	84 48				
186	H	Oral Roberts	96 72	186	A	Oral Roberts	77 70	172	A	Denver	69 58				
275	A	North Dakota St.	85 64	275	H	North Dakota St.	83 63	238	H	Omaha	89 64				
331	H	Fort Wayne	105 49												

Non-Div I Games: Dakota Wesleyan 76 63

South Dakota St.

Average RPI Win:	142	WON-LOST	WINNING	LAST 10	STRENGTH OF	OPP. STRENGTH	TEAM	ADJ.	CONF.	ADJ CONF.
Average RPI Loss:	45	RECORD	PCT. RANK	GAMES	SCHEDULE	OF SCHEDULE	RPI	RPI	RPI	RPI
DIV. I ONLY	21- 5	28	9- 1	77	12	24	24	7	7	
DIV. I NON-CONF.	11- 3	45	1- 0	64	2	24	24	7	7	

TOTALS	RPI 1-25	RPI 26-50	W-L RECORDS	RPI 51-100	RPI 101-999	RPI 201+				
21- 5	1- 3	3- 0	OVERALL	5- 1	12- 1	4- 0				
11- 1	1- 1	2- 0	HOME	1- 0	7- 0	3- 0				
7- 2	0- 1	0- 0	AWAY	2- 0	5- 1	1- 0				
3- 2	0- 1	1- 0	NEUTRAL	2- 1	0- 0	0- 0				
11- 3	1- 2	2- 0	NON-CONFERENCE	3- 1	5- 0	3- 0				
6- 0	1- 0	1- 0	HOME	0- 0	4- 0	2- 0				
2- 1	0- 1	0- 0	AWAY	1- 0	1- 0	1- 0				
3- 2	0- 1	1- 0	NEUTRAL	2- 1	0- 0	0- 0				
10- 2	0- 1	1- 0	CONFERENCE	2- 0	7- 1	1- 0				
5- 1	0- 1	1- 0	HOME	1- 0	3- 0	1- 0				
5- 1	0- 0	0- 0	AWAY	1- 0	4- 1	0- 0				
0- 0	0- 0	0- 0	NEUTRAL	0- 0	0- 0	0- 0				

RPI	S	Opponent	Score	RPI	S	Opponent	Score	RPI	S	Opponent	Score	RPI	S	Opponent	Score
1	H	UConn	49 100	26	H	LSU	61 55	52	N	St. John's (NY)	68 59	107	H	Butler	71 55
2	N	Notre Dame	66 76	38	N	Dayton	93 87	59	N	Michigan St.	73 83	132	A	Cincinnati	69 46
7	H	Ohio St.	84 65	44	H	UCF	62 45	90	A	George Washington	83 78	137	A	Wichita St.	56 64
25	A	Oklahoma	74 79					92	N	Washington St.	82 45	171	A	Tulsa	71 57
								100	A	Tulane	63 53	193	A	Temple	89 73
								100	H	Tulane	75 46	193	H	Temple	76 60
												197	H	Arkansas St.	98 55
												199	H	East Carolina	88 47
												201	A	Memphis	81 62
												205	H	SMU	64 54
												207	H	Southern U.	108 48
												302	A	FIU	82 52
												326	H	Houston Baptist	90 43

LAST 12 Division I GAMES:															
205	H	SMU	64 54	137	A	Wichita St.	56 64								
7	H	Ohio St.	84 65	201	A	Memphis	81 62								
199	H	East Carolina	88 47	44	H	UCF	62 45								
100	A	Tulane	63 53	193	A	Temple	89 73								
171	A	Tulsa	71 57	1	H	UConn	49 100								
193	H	Temple	76 60	132	A	Cincinnati	69 46								

Non-Div I Games:

South Fla.

Average RPI Win:	283	WON-LOST	WINNING	LAST 10	STRENGTH OF	OPP. STRENGTH	TEAM	ADJ.	CONF.	ADJ CONF.
Average RPI Loss:	144	RECORD	PCT. RANK	GAMES	SCHEDULE	OF SCHEDULE	RPI	RPI	RPI	RPI
DIV. I ONLY	11- 15	216	5- 5	180	299	222	222	25	25	
DIV. I NON-CONF.	3- 7	254	0- 0	55	211	189	189	27	27	

TOTALS	RPI 1-25	RPI 26-50	W-L RECORDS	RPI 51-100	RPI 101-999	RPI 201+				
11- 15	0- 1	0- 1	OVERALL	0- 1	11- 12	9- 2				
7- 4	0- 0	0- 0	HOME	0- 1	7- 3	6- 1				
3- 11	0- 0	0- 0	AWAY	0- 0	3- 1	3- 0				
1- 0	0- 0	0- 0	NEUTRAL	0- 0	1- 0	0- 0				
3- 7	0- 1	0- 1	NON-CONFERENCE	0- 0	3- 5	2- 0				
2- 1	0- 0	0- 0	HOME	0- 0	2- 1	2- 0				
0- 6	0- 1	0- 1	AWAY	0- 0	0- 4	0- 0				
1- 0	0- 0	0- 0	NEUTRAL	0- 0	1- 0	0- 0				
8- 8	0- 0	0- 0	CONFERENCE	0- 1	8- 7	7- 2				
5- 3	0- 0	0- 0	HOME	0- 1	5- 2	4- 1				
3- 5	0- 0	0- 0	AWAY	0- 0	3- 5	3- 1				
0- 0	0- 0	0- 0	NEUTRAL	0- 0	0- 0	0- 0				

RPI 1-25				RPI 26-50				RPI 51-100				RPI 101+ Team's RPI: 222			
RPI	S	Opponent	Score	RPI	S	Opponent	Score	RPI	S	Opponent	Score	RPI	S	Opponent	Score
4	A	Louisville	40 80	37	A	Ball St.	56 69	69	H	Belmont	57 67	104	A	George Mason	38 57
												110	A	Western Ill.	59 87
												130	N	Saint Francis (PA)	82 50
												132	A	Cincinnati	52 65
												147	H	Southern Ill.	74 79
												153	A	SIUE	57 65
												153	H	SIUE	72 62
												157	A	Kansas	50 51
												180	A	Jacksonville St.	48 55
												191	A	UT Martin	65 72
												195	A	Morehead St.	58 60
												195	H	Morehead St.	56 59
												243	A	Austin Peay	65 66
												243	H	Austin Peay	50 61
												257	H	Bradley	57 53
												297	A	Murray St.	85 74
												297	H	Murray St.	80 70
												303	H	Eastern Ky.	69 55
												305	A	Tennessee Tech	70 66
												328	H	Tennessee St.	71 66
												346	A	Eastern Ill.	77 54
												346	H	Eastern Ill.	51 48
												349	H	Evansville	74 65

LAST 12 Division I GAMES:															
				153	H	SIUE	72 62	180	A	Jacksonville St.	48 55				
				346	H	Eastern Ill.	51 48	305	A	Tennessee Tech	70 66				
				191	A	UT Martin	65 72	346	A	Eastern Ill.	77 54				
				195	A	Morehead St.	58 60	153	A	SIUE	57 65				
				243	H	Austin Peay	50 61	303	H	Eastern Ky.	69 55				
				297	H	Murray St.	80 70	195	H	Morehead St.	56 59				

Non-Div I Games: Evangel 72 60 Missouri Valley 69 34

Southeast Mo. St.

Average RPI Win:	238	WON-LOST	WINNING	LAST 10	STRENGTH OF	OPP. STRENGTH	TEAM	ADJ.	CONF.	ADJ CONF.
Average RPI Loss:	191	RECORD	PCT. RANK	GAMES	SCHEDULE	OF SCHEDULE	RPI	RPI	RPI	RPI
DIV. I ONLY	7- 19	288	6- 4	234	289	292	292	26	26	
DIV. I NON-CONF.	1- 10	327	0- 0	166	237	291	291	25	25	

TOTALS	RPI 1-25	RPI 26-50	W-L RECORDS	RPI 51-100	RPI 101-999	RPI 201+				
7- 19	0- 0	0- 1	OVERALL	0- 1	7- 17	5- 10				
4- 6	0- 0	0- 0	HOME	0- 0	4- 6	3- 4				
3- 12	0- 0	0- 1	AWAY	0- 1	3- 10	2- 6				
0- 1	0- 0	0- 0	NEUTRAL	0- 0	0- 1	0- 0				
1- 10	0- 0	0- 1	NON-CONFERENCE	0- 1	1- 8	0- 4				
0- 3	0- 0	0- 0	HOME	0- 0	0- 3	0- 2				
1- 6	0- 0	0- 1	AWAY	0- 1	1- 4	0- 2				
0- 1	0- 0	0- 0	NEUTRAL	0- 0	0- 1	0- 0				
6- 9	0- 0	0- 0	CONFERENCE	0- 0	6- 9	5- 6				
4- 3	0- 0	0- 0	HOME	0- 0	4- 3	3- 2				
2- 6	0- 0	0- 0	AWAY	0- 0	2- 6	2- 4				
0- 0	0- 0	0- 0	NEUTRAL	0- 0	0- 0	0- 0				

RPI 1-25				RPI 26-50				RPI 51-100				RPI 101+ Team's RPI: 292			
RPI	S	Opponent	Score	RPI	S	Opponent	Score	RPI	S	Opponent	Score	RPI	S	Opponent	Score
				26	A	LSU	56 84	70	A	TCU	62 112	102	A	Auburn	46 80
												109	H	Lamar University	58 75
												118	A	Central Ark.	47 63
												118	H	Central Ark.	78 70
												120	A	Bethune-Cookman	60 58
												126	A	SFA	67 79
												132	A	Cincinnati	43 82
												157	N	Kent St.	60 81
												175	H	Louisiana	56 68
												210	A	Akron	54 66
												224	A	New Orleans	73 82
												225	A	Abilene Christian	80 86
												225	H	Abilene Christian	78 76
												230	A	Grambling	52 61
												236	A	A&M-Corpus Christi	52 56
												242	A	Nicholls St.	66 57
												266	A	McNeese	47 69
												266	H	McNeese	65 77
												304	H	Alcorn	77 84
												310	H	Incarnate Word	65 54
												314	H	Alabama A&M	74 76
												323	H	Northwestern St.	71 65
												326	A	Houston Baptist	76 61
												335	H	Sam Houston St.	52 57
LAST 12 Division I GAMES:															
				225	H	Abilene Christian	78 76	242	A	Nicholls St.	66 57				
				224	A	New Orleans	73 82	335	H	Sam Houston St.	52 57				
				266	A	McNeese	47 69	323	H	Northwestern St.	71 65				
				310	H	Incarnate Word	65 54	326	A	Houston Baptist	76 61				
				118	H	Central Ark.	78 70	266	H	McNeese	65 77				
				236	A	A&M-Corpus Christi	52 56	109	H	Lamar University	58 75				

Non-Div I Games:

Southeastern La.

■ Loss,
 ■ Non-Conf,
 ■ S Site,
 ■ Home
 ■ A Away
 N Neutral

Average RPI Win:	248	WON-LOST	WINNING	LAST 10	STRENGTH OF	OPP. STRENGTH	TEAM	ADJ.	CONF.	ADJ CONF.
Average RPI Loss:	128	RECORD	PCT. RANK	GAMES	SCHEDULE	OF SCHEDULE	RPI	RPI	RPI	RPI
DIV. I ONLY	13- 11	147	6- 4	148	267	147	147	24	24	
DIV. I NON-CONF.	4- 6	214	0- 0	61	225	133	133	22	22	

TOTALS	RPI 1-25	RPI 26-50	W-L RECORDS	RPI 51-100	RPI 101-999	RPI 201+				
13- 11	0- 0	0- 2	OVERALL	0- 4	13- 5	9- 2				
6- 4	0- 0	0- 1	HOME	0- 1	6- 2	3- 1				
7- 5	0- 0	0- 0	AWAY	0- 0	7- 1	6- 1				
0- 2	0- 0	0- 1	NEUTRAL	0- 1	0- 0	0- 0				
4- 6	0- 0	0- 2	NON-CONFERENCE	0- 2	4- 2	2- 0				
1- 2	0- 0	0- 1	HOME	0- 0	1- 1	0- 0				
3- 2	0- 0	0- 0	AWAY	0- 1	3- 1	2- 0				
0- 2	0- 0	0- 1	NEUTRAL	0- 1	0- 0	0- 0				
9- 5	0- 0	0- 0	CONFERENCE	0- 2	9- 3	7- 2				
5- 2	0- 0	0- 0	HOME	0- 1	5- 1	3- 1				
4- 3	0- 0	0- 0	AWAY	0- 1	4- 2	4- 1				
0- 0	0- 0	0- 0	NEUTRAL	0- 0	0- 0	0- 0				

RPI 1-25				RPI 26-50				RPI 51-100				RPI 101+ Team's RPI: 147			
RPI	S	Opponent	Score	RPI	S	Opponent	Score	RPI	S	Opponent	Score	RPI	S	Opponent	Score
				45	H	Western Ky.	49 75	79	A	Drake	73 84	103	H	Missouri St.	71 69
				49	N	Miami (FL)	65 75	79	H	Drake	64 75	150	A	UNI	63 71
								80	A	UAB	66 76	150	H	UNI	60 53
								81	N	Albany (NY)	57 68	153	H	SIUE	53 57
												191	H	UT Martin	84 72
												195	A	Morehead St.	81 85
												201	A	Memphis	68 56
												222	A	Southeast Mo. St.	79 74
												251	A	Illinois St.	46 49
												251	H	Illinois St.	36 39
												257	A	Bradley	63 62
												257	H	Bradley	62 53
												277	A	Indiana St.	64 45
												293	A	Valparaiso	88 86
												293	H	Valparaiso	74 63
												313	H	Loyola Chicago	62 46
												318	A	Marshall	64 59
												349	A	Evansville	74 62
LAST 12 Division I GAMES:															
				293	A	Valparaiso	88 86	293	H	Valparaiso	74 63				
				257	H	Bradley	62 53	313	H	Loyola Chicago	62 46				
				251	H	Illinois St.	36 39	251	A	Illinois St.	46 49				
				150	A	UNI	63 71	257	A	Bradley	63 62				
				79	A	Drake	73 84	79	H	Drake	64 75				
				103	H	Missouri St.	71 69	150	H	UNI	60 53				

Non-Div I Games: Martin Methodist 60 50

Southern Ill.

Average RPI Win: 243	WON-LOST RECORD	WINNING PCT. RANK	LAST 10 GAMES	STRENGTH OF SCHEDULE	OPP. STRENGTH OF SCHEDULE	TEAM RPI	ADJ. RPI	CONF. RPI	ADJ CONF. RPI
Average RPI Loss: 131									
DIV. I ONLY	11- 12	197	5- 5	218	161	203	203	18	18
DIV. I NON-CONF.	6- 5	153	0- 0	312	118	227	227	19	19

TOTALS	RPI 1-25	RPI 26-50	W-L RECORDS	RPI 51-100	RPI 101-999	RPI 201+			
11- 12	0- 1	0- 1	OVERALL	2- 2	9- 8	7- 2			
8- 3	0- 0	0- 0	HOME	1- 0	7- 3	6- 1			
3- 9	0- 1	0- 1	AWAY	1- 2	2- 5	1- 1			
0- 0	0- 0	0- 0	NEUTRAL	0- 0	0- 0	0- 0			
6- 5	0- 1	0- 0	NON-CONFERENCE	1- 1	5- 3	5- 0			
5- 1	0- 0	0- 0	HOME	1- 0	4- 1	4- 0			
1- 4	0- 1	0- 0	AWAY	0- 1	1- 2	1- 0			
0- 0	0- 0	0- 0	NEUTRAL	0- 0	0- 0	0- 0			
5- 7	0- 0	0- 1	CONFERENCE	1- 1	4- 5	2- 2			
3- 2	0- 0	0- 0	HOME	0- 0	3- 2	2- 1			
2- 5	0- 0	0- 1	AWAY	1- 1	1- 3	0- 1			
0- 0	0- 0	0- 0	NEUTRAL	0- 0	0- 0	0- 0			

RPI	S	Opponent	Score	RPI	S	Opponent	Score	RPI	S	Opponent	Score	RPI	S	Opponent	Score	Team's RPI: 203
3	A	Mississippi St.	56 91	45	A	Western Ky.	60 81	62	A	Georgia Tech	44 63	114	A	Middle Tenn.	61 53	
								80	A	UAB	80 63	138	A	Charlotte	56 66	
								96	A	Rice	56 62	138	H	Charlotte	79 85	
								100	H	Tulane	66 58	140	A	Ole Miss	59 68	
												144	H	South Ala.	57 78	
												145	A	Samford	56 61	
												167	A	Louisiana Tech	57 89	
												167	H	Louisiana Tech	65 50	
												218	A	North Texas	62 71	
												274	H	Old Dominion	55 74	
												294	H	UTSA	83 60	
												295	H	Alabama St.	72 35	
												304	H	Alcorn	72 67	
												318	H	Marshall	70 61	
												323	A	Northwestern St.	71 59	
												335	H	Sam Houston St.	58 38	
												338	H	Mississippi Val.	84 69	
LAST 12 Division I GAMES:																
167	A	Louisiana Tech	57 89	138	H	Charlotte	79 85									
218	A	North Texas	62 71	114	A	Middle Tenn.	61 53									
274	H	Old Dominion	55 74	80	A	UAB	80 63									
318	H	Marshall	70 61	167	H	Louisiana Tech	65 50									
96	A	Rice	56 62	45	A	Western Ky.	60 81									
294	H	UTSA	83 60	138	A	Charlotte	56 66									

Non-Div I Games: William Carey 82 44 Blue Mountain (MS) 96 46

Southern Miss.

Average RPI Win:	305	WON-LOST	WINNING	LAST 10	STRENGTH OF	OPP. STRENGTH	TEAM	ADJ.	CONF.	ADJ CONF.
Average RPI Loss:	139	RECORD	PCT. RANK	GAMES	SCHEDULE	OF SCHEDULE	RPI	RPI	RPI	RPI
DIV. I ONLY	11- 11	175	8- 2	291	313	207	207	32	32	
DIV. I NON-CONF.	0- 8	337	0- 0	35	18	267	267	32	32	

TOTALS	RPI 1-25	RPI 26-50	W-L RECORDS	RPI 51-100	RPI 101-999	RPI 201+				
11- 11	0- 1	0- 0	OVERALL	0- 3	11- 7	11- 3				
7- 0	0- 0	0- 0	HOME	0- 0	7- 0	7- 0				
4- 10	0- 1	0- 0	AWAY	0- 2	4- 7	4- 3				
0- 1	0- 0	0- 0	NEUTRAL	0- 1	0- 0	0- 0				
0- 8	0- 1	0- 0	NON-CONFERENCE	0- 3	0- 4	0- 0				
0- 0	0- 0	0- 0	HOME	0- 0	0- 0	0- 0				
0- 7	0- 1	0- 0	AWAY	0- 2	0- 4	0- 0				
0- 1	0- 0	0- 0	NEUTRAL	0- 1	0- 0	0- 0				
11- 3	0- 0	0- 0	CONFERENCE	0- 0	11- 3	11- 3				
7- 0	0- 0	0- 0	HOME	0- 0	7- 0	7- 0				
4- 3	0- 0	0- 0	AWAY	0- 0	4- 3	4- 3				
0- 0	0- 0	0- 0	NEUTRAL	0- 0	0- 0	0- 0				

RPI 1-25				RPI 26-50				RPI 51-100				RPI 101+ Team's RPI: 207			
RPI	S	Opponent	Score	RPI	S	Opponent	Score	RPI	S	Opponent	Score	RPI	S	Opponent	Score
24	A	South Fla.	48 108					53	A	Oklahoma St.	66 94	102	A	Auburn	47 65
								58	A	Indiana	49 64	120	A	Bethune-Cookman	56 68
								60	N	Tol edo	76 81	144	A	South Ala.	65 69
												187	A	Wisconsin	74 77
												230	A	Grambling	71 79
												230	H	Grambling	63 44
												232	A	Texas Southern	67 57
												261	A	Prairie View	62 69
												295	A	Alabama St.	56 58
												295	H	Alabama St.	66 58
												304	H	Alcorn	64 56
												311	A	Jackson St.	68 58
												311	H	Jackson St.	86 76
												314	H	Alabama A&M	77 62
												338	A	Mississippi Val.	70 54
												338	H	Mississippi Val.	66 58
												343	A	Ark.-Pine Bluff	71 52
												343	H	Ark.-Pine Bluff	59 46

LAST 12 Division I GAMES:															
295	A	Alabama St.	56 58	314	H	Alabama A&M	77 62								
338	H	Mississippi Val.	66 58	295	H	Alabama St.	66 58								
343	H	Ark.-Pine Bluff	59 46	338	A	Mississippi Val.	70 54								
311	A	Jackson St.	68 58	343	A	Ark.-Pine Bluff	71 52								
230	A	Grambling	71 79	311	H	Jackson St.	86 76								
304	H	Alcorn	64 56	230	H	Grambling	63 44								

Non-Div I Games: Mobile 86 54

Southern U.

Average RPI Win: 250			WON-LOST	WINNING	LAST 10	STRENGTH OF		OPP. STRENGTH	TEAM	ADJ.	CONF.	ADJ CONF.
Average RPI Loss: 186			RECORD	PCT. RANK	GAMES	SCHEDULE		OF SCHEDULE	RPI	RPI	RPI	RPI
DIV. I ONLY			3- 22	332	1- 9	153		315	322	322	19	19
DIV. I NON-CONF.			1- 10	327	0- 0	142		337	320	320	14	14

TOTALS		RPI 1-25	RPI 26-50		W-L RECORDS		RPI 51-100		RPI 101-999		RPI 201+	
3- 22		0- 1	0- 1		OVERALL		0- 1		3- 19		2- 9	
2- 10		0- 0	0- 1		HOME		0- 1		2- 8		1- 4	
1- 12		0- 1	0- 0		AWAY		0- 0		1- 11		1- 5	
0- 0		0- 0	0- 0		NEUTRAL		0- 0		0- 0		0- 0	
1- 10		0- 1	0- 0		NON-CONFERENCE		0- 1		1- 8		1- 4	
1- 4		0- 0	0- 0		HOME		0- 1		1- 3		1- 1	
0- 6		0- 1	0- 0		AWAY		0- 0		0- 5		0- 3	
0- 0		0- 0	0- 0		NEUTRAL		0- 0		0- 0		0- 0	
2- 12		0- 0	0- 1		CONFERENCE		0- 0		2- 11		1- 5	
1- 6		0- 0	0- 1		HOME		0- 0		1- 5		0- 3	
1- 6		0- 0	0- 0		AWAY		0- 0		1- 6		1- 2	
0- 0		0- 0	0- 0		NEUTRAL		0- 0		0- 0		0- 0	

RPI	S	Opponent	Score	RPI	S	Opponent	Score	RPI	S	Opponent	Score	RPI	S	Opponent	Score
8	A	Oregon	38 98	36	H	Northern Colo.	54 60	63	H	UC Davis	59 85	131	A	Idaho	51 74
												141	A	Idaho St.	39 66
												141	H	Idaho St.	76 70
												143	A	BYU	67 75
												151	H	Binghamton	66 72
												165	H	UC Irvine	64 71
												170	A	Weber St.	50 65
												170	H	Weber St.	64 77
												173	A	Eastern Wash.	41 58
												176	H	North Dakota	53 68
												184	A	San Diego	59 72
												216	H	CSU Bakersfield	45 46
												233	A	Montana St.	71 91
												233	H	Montana St.	57 63
												249	A	Montana	71 81
												249	H	Montana	65 74
												276	A	Grand Canyon	54 59
												279	A	Arizona	74 76
												296	H	Utah St.	70 67
												312	A	Northern Ariz.	60 57
												312	H	Northern Ariz.	55 72
												327	A	Utah Valley	61 69

Team's RPI: 322															
LAST 12 Division I GAMES:															
36	H	Northern Colo.	54 60	249	H	Montana	65 74								
176	H	North Dakota	53 68	173	A	Eastern Wash.	41 58								
312	H	Northern Ariz.	55 72	131	A	Idaho	51 74								
141	A	Idaho St.	39 66	312	A	Northern Ariz.	60 57								
170	A	Weber St.	50 65	170	H	Weber St.	64 77								
233	H	Montana St.	57 63	141	H	Idaho St.	76 70								

Non-Div I Games:

Southern Utah

Average RPI Win:	225	WON-LOST	WINNING	LAST 10	STRENGTH OF	OPP. STRENGTH	TEAM	ADJ.	CONF.	ADJ CONF.
Average RPI Loss:	137	RECORD	PCT. RANK	GAMES	SCHEDULE	OF SCHEDULE	RPI	RPI	RPI	RPI
DIV. I ONLY	7- 19	288	1- 9	131	164	259	259	12	12	
DIV. I NON-CONF.	5- 8	220	0- 0	103	226	197	197	10	10	

TOTALS	RPI 1-25	RPI 26-50	W-L RECORDS	RPI 51-100	RPI 101-999	RPI 201+				
7- 19	0- 1	0- 1	OVERALL	1- 6	6- 11	5- 4				
5- 8	0- 1	0- 0	HOME	1- 2	4- 5	4- 0				
1- 11	0- 0	0- 1	AWAY	0- 4	1- 6	0- 4				
1- 0	0- 0	0- 0	NEUTRAL	0- 0	1- 0	1- 0				
5- 8	0- 1	0- 0	NON-CONFERENCE	1- 3	4- 4	3- 2				
3- 3	0- 1	0- 0	HOME	1- 1	2- 1	2- 0				
1- 5	0- 0	0- 0	AWAY	0- 2	1- 3	0- 2				
1- 0	0- 0	0- 0	NEUTRAL	0- 0	1- 0	1- 0				
2- 11	0- 0	0- 1	CONFERENCE	0- 3	2- 7	2- 2				
2- 5	0- 0	0- 0	HOME	0- 1	2- 4	2- 0				
0- 6	0- 0	0- 1	AWAY	0- 2	0- 3	0- 2				
0- 0	0- 0	0- 0	NEUTRAL	0- 0	0- 0	0- 0				

RPI 1-25				RPI 26-50				RPI 51-100				RPI 101+				Team's RPI: 259
RPI	S	Opponent	Score	RPI	S	Opponent	Score	RPI	S	Opponent	Score	RPI	S	Opponent	Score	
15	H	Buffalo	59 76	38	A	Dayton	59 80	60	H	Toledo	39 58	104	H	George Mason	63 76	
								64	A	Duquesne	59 73	121	A	Saint Louis	55 78	
								75	A	Fordham	48 72	123	A	Bucknell	59 48	
								77	A	Navy	48 86	125	H	Delaware	52 53	
								81	A	Albany (NY)	52 69	152	H	Saint Joseph's	64 70	
								83	H	Penn St.	65 62	177	H	Davidson	68 75	
								90	H	George Washington	56 63	194	A	Siena	62 70	
												196	H	Richmond	57 79	
												204	H	Eastern Mich.	70 51	
												234	A	La Salle	63 66	
												239	H	Niagara	76 58	
												240	A	Hofstra	68 71	
												280	H	Massachusetts	69 59	
												281	A	VCU	75 77	
												285	A	Canisius	69 71	
												320	N	UMBC	63 54	
												324	H	Rhode Island	81 70	

LAST 12 Division I GAMES:																
196	H	Richmond	57 79	177	H	Davidson	68 75									
281	A	VCU	75 77	324	H	Rhode Island	81 70									
90	H	George Washington	56 63	234	A	La Salle	63 66									
104	H	George Mason	63 76	38	A	Dayton	59 80									
64	A	Duquesne	59 73	280	H	Massachusetts	69 59									
75	A	Fordham	48 72	152	H	Saint Joseph's	64 70									

Non-Div I Games:

St. Bonaventure

Average RPI Win:	272	WON-LOST	WINNING	LAST 10	STRENGTH OF	OPP. STRENGTH	TEAM	ADJ.	CONF.	ADJ CONF.
Average RPI Loss:	205	RECORD	PCT. RANK	GAMES	SCHEDULE	OF SCHEDULE	RPI	RPI	RPI	RPI
DIV. I ONLY	11- 14	208	6- 4	313	322	267	267	29	29	
DIV. I NON-CONF.	4- 7	226	0- 0	305	302	283	283	29	29	

TOTALS	RPI 1-25	RPI 26-50	W-L RECORDS	RPI 51-100	RPI 101-999	RPI 201+				
11- 14	0- 0	0- 0	OVERALL	0- 1	11- 13	9- 8				
8- 3	0- 0	0- 0	HOME	0- 0	8- 3	6- 1				
3- 10	0- 0	0- 0	AWAY	0- 1	3- 9	3- 6				
0- 1	0- 0	0- 0	NEUTRAL	0- 0	0- 1	0- 1				
4- 7	0- 0	0- 0	NON-CONFERENCE	0- 1	4- 6	3- 4				
3- 1	0- 0	0- 0	HOME	0- 0	3- 1	2- 0				
1- 5	0- 0	0- 0	AWAY	0- 1	1- 4	1- 3				
0- 1	0- 0	0- 0	NEUTRAL	0- 0	0- 1	0- 1				
7- 7	0- 0	0- 0	CONFERENCE	0- 0	7- 7	6- 4				
5- 2	0- 0	0- 0	HOME	0- 0	5- 2	4- 1				
2- 5	0- 0	0- 0	AWAY	0- 0	2- 5	2- 3				
0- 0	0- 0	0- 0	NEUTRAL	0- 0	0- 0	0- 0				

RPI 1-25				RPI 26-50				RPI 51-100				RPI 101+ Team's RPI: 267			
RPI	S	Opponent	Score	RPI	S	Opponent	Score	RPI	S	Opponent	Score	RPI	S	Opponent	Score
								52	A	St. John's (NY)	49 73	101	A	Seton Hall	50 84
												130	A	Saint Francis (PA)	75 90
												130	H	Saint Francis (PA)	71 94
												139	A	Robert Morris	36 59
												139	H	Robert Morris	49 47
												163	H	Army West Point	73 52
												195	H	Morehead St.	59 73
												213	N	Norfolk St.	51 52
												237	A	Fla. Atlantic	60 80
												246	H	Loyola Maryland	64 47
												248	A	Howard	69 72
												252	A	Manhattan	54 57
												269	H	Fairleigh Dickinson	62 70
												273	H	Sacred Heart	63 48
												287	A	Central Conn. St.	78 70
												288	A	Mt. St. Mary's	75 56
												288	H	Mt. St. Mary's	82 73
												289	A	LIU Brooklyn	59 61
												289	H	LIU Brooklyn	64 54
												290	A	Bryant	63 73
												330	A	Wagner	47 50
												330	H	Wagner	80 76
												337	H	Iona	72 63
												348	A	Saint Peter's	64 49
LAST 12 Division I GAMES:															
289	H	LIU Brooklyn	64 54	269	H	Fairleigh Dickinson	62 70								
139	H	Robert Morris	49 47	290	A	Bryant	63 73								
130	H	Saint Francis (PA)	71 94	287	A	Central Conn. St.	78 70								
288	A	Mt. St. Mary's	75 56	330	H	Wagner	80 76								
330	A	Wagner	47 50	288	H	Mt. St. Mary's	82 73								
273	H	Sacred Heart	63 48	139	A	Robert Morris	36 59								

Non-Div I Games:

St. Francis Brooklyn

Average RPI	Win:	121	WON-LOST	WINNING	LAST 10	STRENGTH OF	OPP. STRENGTH	TEAM	ADJ.	CONF.	ADJ CONF.
Average RPI	Loss:	70	RECORD	PCT. RANK	GAMES	SCHEDULE	OF SCHEDULE	RPI	RPI	RPI	RPI
DIV. I ONLY		16- 11		124	4- 4	18	59	52	52	6	6
DIV. I NON-CONF.		7- 4		102	0- 1	5	79	29	29	6	6

TOTALS	RPI 1-25		RPI 26-50		W-L RECORDS	RPI 51-100		RPI 101-999		RPI 201+	
16- 11	1- 4		2- 3		OVERALL	2- 1		11- 3		3- 2	
10- 3	1- 1		1- 0		HOME	1- 1		7- 1		2- 1	
5- 6	0- 1		1- 3		AWAY	1- 0		3- 2		1- 1	
1- 2	0- 2		0- 0		NEUTRAL	0- 0		1- 0		0- 0	
7- 4	0- 3		1- 0		NON-CONFERENCE	2- 1		4- 0		1- 0	
4- 2	0- 1		0- 0		HOME	1- 1		3- 0		1- 0	
2- 0	0- 0		1- 0		AWAY	1- 0		0- 0		0- 0	
1- 2	0- 2		0- 0		NEUTRAL	0- 0		1- 0		0- 0	
9- 7	1- 1		1- 3		CONFERENCE	0- 0		7- 3		2- 2	
6- 1	1- 0		1- 0		HOME	0- 0		4- 1		1- 1	
3- 6	0- 1		0- 3		AWAY	0- 0		3- 2		1- 1	
0- 0	0- 0		0- 0		NEUTRAL	0- 0		0- 0		0- 0	

RPI 1-25				RPI 26-50				RPI 51-100				Team's RPI : 52				RPI 101+			
RPI	S	Opponent	Score	RPI	S	Opponent	Score	RPI	S	Opponent	Score	RPI	S	Opponent	Score	RPI	S	Opponent	Score
14	N	South Carolina	58 76	29	A	Marquette	72 74	67	H	James Madison	81 64	101	A	Seton Hall	57 62				
15	H	Buffalo	72 73	33	A	DePaul	67 76	75	H	Fordham	64 67	101	H	Seton Hall	75 56				
23	A	Villanova	52 69	42	A	Creighton	39 53	81	A	Albany (NY)	71 66	107	A	Butler	73 55				
23	H	Villanova	70 64	42	H	Creighton	72 65					107	H	Butler	76 38				
24	N	South Fla.	59 68	49	A	Miami (FL)	74 64					113	N	Western Mich.	76 48				
LAST 12 Division I GAMES:																			
24	N	South Fla.	59 68	209	A	Providence	68 70												
101	H	Seton Hall	75 56	42	A	Creighton	39 53												
116	A	Georgetown	71 63	101	A	Seton Hall	57 62												
23	A	Villanova	52 69	23	H	Villanova	70 64												
214	H	Xavier	70 36	116	H	Georgetown	64 41												
107	H	Butler	76 38	107	A	Butler	73 55												

Non-Div I Games:

St. John's (NY)

Average RPI Win:	117	WON-LOST	WINNING	LAST 10	STRENGTH OF	OPP. STRENGTH	TEAM	ADJ.	CONF.	ADJ CONF.
Average RPI Loss:	25	RECORD	PCT. RANK	GAMES	SCHEDULE	OF SCHEDULE	RPI	RPI	RPI	RPI
DIV. I ONLY	19- 9	78	8- 2	5	13	13	13	5	5	
DIV. I NON-CONF.	6- 6	170	0- 0	4	15	40	40	3	3	

TOTALS	RPI 1-25	RPI 26-50	W-L RECORDS	RPI 51-100	RPI 101-999	RPI 201+				
19- 9	2- 6	5- 2	OVERALL	4- 0	8- 1	4- 0				
12- 2	1- 1	3- 0	HOME	3- 0	5- 1	3- 0				
5- 5	1- 3	2- 2	AWAY	0- 0	2- 0	1- 0				
2- 2	0- 2	0- 0	NEUTRAL	1- 0	1- 0	0- 0				
6- 6	0- 5	0- 0	NON-CONFERENCE	2- 0	4- 1	2- 0				
3- 2	0- 1	0- 0	HOME	1- 0	2- 1	2- 0				
1- 2	0- 2	0- 0	AWAY	0- 0	1- 0	0- 0				
2- 2	0- 2	0- 0	NEUTRAL	1- 0	1- 0	0- 0				
13- 3	2- 1	5- 2	CONFERENCE	2- 0	4- 0	2- 0				
9- 0	1- 0	3- 0	HOME	2- 0	3- 0	1- 0				
4- 3	1- 1	2- 2	AWAY	0- 0	1- 0	1- 0				
0- 0	0- 0	0- 0	NEUTRAL	0- 0	0- 0	0- 0				

RPI	S	Opponent	Score	RPI	S	Opponent	Score	RPI	S	Opponent	Score	RPI	S	Opponent	Score
1	N	UConn	53 78	34	A	Cal i forn i a	66 78	69	N	Bel mont	74 53	110	H	Western I l l .	64 71
6	A	Bayl or	57 81	34	H	Cal i forn i a	74 69	92	H	Washi ngton St.	70 57	146	H	Col orado	62 53
7	A	Oh i o St.	64 85	39	A	Ariz ona St.	66 73	94	H	UNLV	74 33	154	A	San Franci sco	86 66
7	N	Oh i o St.	82 94	39	H	Ariz ona St.	74 50	95	H	Utah	70 49	157	N	Kent St.	79 54
8	A	Oregon	78 65	43	A	Oregon St.	60 57					181	H	Washi ngton	71 45
9	H	Tennessee	71 83	48	A	Southern Cal i forn i a	59 55					216	H	CSU Bakersfi el d	57 34
10	A	UCLA	53 64	48	H	Southern Cal i forn i a	72 65					229	H	UC Ri versi de	53 43
10	H	UCLA	76 65									279	A	Ari zona	61 46
												279	H	Ari zona	79 42

LAST 12 Divi s i on I GAMES:															
34	A	Cal i forn i a	66 78	279	H	Ari zona	79 42								
34	H	Cal i forn i a	74 69	39	H	Ariz ona St.	74 50								
146	H	Col orado	62 53	10	A	UCLA	53 64								
95	H	Utah	70 49	48	A	Southern Cal i forn i a	59 55								
8	A	Oregon	78 65	181	H	Washi ngton	71 45								
43	A	Oregon St.	60 57	92	H	Washi ngton St.	70 57								

Non-Di v I Games:

Stanford

s
t
e
t
s
o
n

Stetson				Through Games Of Feb. 17, 2018						
Average RPI Win: 240		WON-LOST RECORD	WINNING PCT. RANK	LAST 10 GAMES	STRENGTH OF SCHEDULE	OPP. STRENGTH OF SCHEDULE	TEAM RPI	ADJ. RPI	CONF. RPI	ADJ CONF. RPI
Average RPI Loss: 139										
DIV. I ONLY		14- 12	150	6- 4	238	195	183	183	23	23
DIV. I NON-CONF.		7- 7	170	0- 0	121	117	147	147	21	21

TOTALS		RPI 1-25	RPI 26-50		W-L RECORDS		RPI 51-100	RPI 101-999	RPI 201+	
14- 12	0- 2	0- 2		OVERALL		0- 3	14- 5	9- 4		
8- 2	0- 0	0- 0		HOME		0- 1	8- 1	5- 0		
4- 6	0- 2	0- 1		AWAY		0- 1	4- 2	3- 2		
2- 4	0- 0	0- 1		NEUTRAL		0- 1	2- 2	1- 2		
7- 7	0- 2	0- 1		NON-CONFERENCE		0- 1	7- 3	2- 2		
4- 1	0- 0	0- 0		HOME		0- 0	4- 1	1- 0		
1- 2	0- 2	0- 0		AWAY		0- 0	1- 0	0- 0		
2- 4	0- 0	0- 1		NEUTRAL		0- 1	2- 2	1- 2		
7- 5	0- 0	0- 1		CONFERENCE		0- 2	7- 2	7- 2		
4- 1	0- 0	0- 0		HOME		0- 1	4- 0	4- 0		
3- 4	0- 0	0- 1		AWAY		0- 1	3- 2	3- 2		
0- 0	0- 0	0- 0		NEUTRAL		0- 0	0- 0	0- 0		

RPI 1-25				RPI 26-50				RPI 51-100				RPI 101+ Team's RPI: 183			
RPI	S	Opponent	Score	RPI	S	Opponent	Score	RPI	S	Opponent	Score	RPI	S	Opponent	Score
5	A	Florida St.	39 84	45	N	Western Ky.	58 66	93	A	Jacksonville	63 73	115	H	Chattanooga	78 67
11	A	Texas	59 95	50	A	FGCU	40 80	93	H	Jacksonville	54 61	134	H	Texas St.	61 54
								99	N	Wright St.	59 64	153	A	SIUE	65 61
												156	N	Florida	85 71
												196	H	Richmond	72 67
												198	H	High Point	64 69
												209	N	Providence	45 56
												241	H	Northern Ky.	67 56
												254	A	North Florida	68 51
												254	H	North Florida	68 55
												258	A	Lipscomb	59 55
												282	N	UMKC	50 67
												286	A	USC Upstate	64 69
												286	H	USC Upstate	62 61
												301	A	Kennesaw St.	49 66
												301	H	Kennesaw St.	96 53
												334	N	Delaware St.	58 43
												338	A	NJIT	72 53
												338	H	NJIT	73 55

LAST 12 Division I GAMES:															
301	H	Kennesaw St.	96 53	254	H	North Florida	68 55	301	A	Kennesaw St.	49 66				
286	A	USC Upstate	64 69	258	A	Lipscomb	59 55	338	H	NJIT	73 55				
338	A	NJIT	72 53	286	H	USC Upstate	62 61	50	A	FGCU	40 80				
93	H	Jacksonville	54 61												
254	A	North Florida	68 51												
93	A	Jacksonville	63 73												

Non-Div I Games: Thomas (GA) 92 41 Webber Int'l 67 30

Stetson

s
t
e
t
s
o
n

Average RPI Win: 265	WON-LOST RECORD	WINNING PCT. RANK	LAST 10 GAMES	STRENGTH OF SCHEDULE	OPP. STRENGTH OF SCHEDULE	TEAM RPI	ADJ. RPI	CONF. RPI	ADJ CONF. RPI
Average RPI Loss: 128									
DIV. I ONLY	16- 11	124	7- 3	292	237	184	184	20	20
DIV. I NON-CONF.	7- 5	132	0- 0	334	249	226	226	24	24

TOTALS	RPI 1-25	RPI 26-50	W-L RECORDS	RPI 51-100	RPI 101-999	RPI 201+			
16- 11	0- 0	0- 1	OVERALL	1- 4	15- 6	12- 1			
8- 5	0- 0	0- 0	HOME	1- 1	7- 4	7- 0			
8- 6	0- 0	0- 1	AWAY	0- 3	8- 2	5- 1			
0- 0	0- 0	0- 0	NEUTRAL	0- 0	0- 0	0- 0			
7- 5	0- 0	0- 1	NON-CONFERENCE	0- 1	7- 3	7- 1			
4- 1	0- 0	0- 0	HOME	0- 0	4- 1	4- 0			
3- 4	0- 0	0- 1	AWAY	0- 1	3- 2	3- 1			
0- 0	0- 0	0- 0	NEUTRAL	0- 0	0- 0	0- 0			
9- 6	0- 0	0- 0	CONFERENCE	1- 3	8- 3	5- 0			
4- 4	0- 0	0- 0	HOME	1- 1	3- 3	3- 0			
5- 2	0- 0	0- 0	AWAY	0- 2	5- 0	2- 0			
0- 0	0- 0	0- 0	NEUTRAL	0- 0	0- 0	0- 0			

RPI 1-25	RPI 26-50	RPI 51-100	RPI 101+	Team's RPI: 184
RPI S Opponent Score	RPI S Opponent Score	RPI S Opponent Score	RPI S Opponent Score	Score
	31 A Syracuse 70 81	71 A Harvard 53 60	117 H Yale 71 77	
		81 A Albany (NY) 58 64	151 A Binghamton 67 59	
		81 A Maine 56 64	151 H Binghamton 64 69	
		81 H Maine 76 68	159 A Hartford 66 58	
		81 H Albany (NY) 68 72	159 H Hartford 68 75	
			182 A New Hampshire 62 56	
			182 H New Hampshire 50 51	
			188 A Northwestern 36 68	
			240 A Hofstra 73 49	
			252 H Manhattan 74 59	
			265 A Cornell 40 48	
			269 A Fairleigh Dickinson 56 51	
			287 H Central Conn. St. 60 55	
			291 H Vermont 80 57	
			320 A UMBC 69 44	
			320 H UMBC 53 49	
			329 A Ga. Southern 68 49	
			330 H Wagner 69 50	
			337 H Iona 63 46	
			344 A UMass Lowell 63 60	
			344 H UMass Lowell 59 50	
LAST 12 Division I GAMES:				
182 A New Hampshire 62 56	320 A UMBC 69 44			
320 H UMBC 53 49	81 A Albany (NY) 58 64			
81 H Maine 76 68	344 H UMass Lowell 59 50			
344 A UMass Lowell 63 60	182 H New Hampshire 50 51			
151 H Binghamton 64 69	151 A Binghamton 67 59			
159 A Hartford 66 58	291 H Vermont 80 57			

Non-Div I Games: Farmingdale St. 76 25

Stony Brook

Average RPI	Win:	149	WON-LOST	WINNING	LAST 10	STRENGTH OF	OPP. STRENGTH	TEAM	ADJ.	CONF.	ADJ CONF.
Average RPI	Loss:	26	RECORD	PCT. RANK	GAMES	SCHEDULE	OF SCHEDULE	RPI	RPI	RPI	RPI
DIV. I ONLY		19- 7		55	6- 4	37	22	31	31	1	1
DIV. I NON-CONF.		12- 1		6	0- 0	140	97	28	28	1	1

TOTALS	RPI 1-25		RPI 26-50		W-L RECORDS	RPI 51-100		RPI 101-999		RPI 201+	
19- 7	2- 4		0- 2		OVERALL	5- 1		12- 0		5- 0	
12- 2	2- 1		0- 0		HOME	2- 1		8- 0		3- 0	
4- 4	0- 2		0- 2		AWAY	3- 0		1- 0		1- 0	
3- 1	0- 1		0- 0		NEUTRAL	0- 0		3- 0		1- 0	
12- 1	0- 1		0- 0		NON-CONFERENCE	3- 0		9- 0		4- 0	
7- 0	0- 0		0- 0		HOME	1- 0		6- 0		3- 0	
2- 0	0- 0		0- 0		AWAY	2- 0		0- 0		0- 0	
3- 1	0- 1		0- 0		NEUTRAL	0- 0		3- 0		1- 0	
7- 6	2- 3		0- 2		CONFERENCE	2- 1		3- 0		1- 0	
5- 2	2- 1		0- 0		HOME	1- 1		2- 0		0- 0	
2- 4	0- 2		0- 2		AWAY	1- 0		1- 0		1- 0	
0- 0	0- 0		0- 0		NEUTRAL	0- 0		0- 0		0- 0	

RPI	S	Opponent	Score	RPI	S	Opponent	Score	Team's RPI: 31	RPI	S	Opponent	Score	RPI	S	Opponent	Score
2	A	Notre Dame	72 87	30	A	Virginia	63 68		57	H	Drexel	72 62	127	N	Vanderbilt	84 78
3	N	Mississippi St.	65 76	49	A	Miami (FL)	67 72		62	H	Georgia Tech	88 77	135	H	Clemson	86 51
4	H	Louisville	77 84						72	H	Virginia Tech	64 73	159	H	Hartford	75 63
5	H	Florida St.	76 69						90	A	George Washington	74 62	168	H	Pittsburgh	70 52
17	H	Duke	68 65						94	A	UNLV	69 55	184	H	Stony Brook	81 70
19	A	NC State	56 60						98	A	Wake Forest	71 61	187	N	Wisconsin	77 74

LAST 12 Division I GAMES:																
17	H	Duke	68 65	168	H	Pittsburgh	70 52		49	A	Miami (FL)	67 72				
98	A	Wake Forest	71 61	19	A	NC State	56 60		5	H	Florida St.	76 69				
4	H	Louisville	77 84	62	H	Georgia Tech	88 77		202	A	Boston College	75 57				
72	H	Virginia Tech	64 73	30	A	Virginia	63 68		255	N	Coastal Caro.	69 57				
202	A	Boston College	75 57						260	H	Morgan St.	95 68				
135	H	Clemson	86 51						268	H	Colgate	79 39				
									271	H	UMES	68 45				

Non-Div I Games:

Syracuse

Average RPI Win: 219

Average RPI Loss: 69

WON-LOST
RECORDWINNING
PCT. RANKLAST 10
GAMESSTRENGTH OF
SCHEDULEOPP. STRENGTH
OF SCHEDULETEAM
RPIADJ.
RPICONF.
RPIADJ CONF.
RPIDIV. I ONLY
DIV. I NON-CONF.10- 15
8- 5229
1111- 9
0- 187
18378
112193
178193
1787
77
7

TOTALS

RPI 1-25

RPI 26-50

W-L RECORDS

RPI 51-100

RPI 101-999

RPI 201+

10- 15

0- 6

0- 2

OVERALL

1- 3

9- 4

5- 1

8- 9

0- 5

0- 1

HOME

1- 2

7- 1

3- 0

2- 6

0- 0

0- 0

AWAY

0- 1

2- 0

2- 0

0- 0

0- 0

0- 0

NEUTRAL

0- 0

0- 0

0- 0

8- 5

0- 3

0- 0

NON-CONFERENCE

1- 1

7- 1

4- 0

6- 5

0- 3

0- 0

HOME

1- 1

5- 1

2- 0

2- 0

0- 0

0- 0

AWAY

0- 0

2- 0

2- 0

0- 0

0- 0

0- 0

NEUTRAL

0- 0

0- 0

0- 0

2- 10

0- 3

0- 2

CONFERENCE

0- 2

2- 3

1- 1

2- 4

0- 2

0- 1

HOME

0- 1

2- 0

1- 0

0- 6

0- 1

0- 1

AWAY

0- 1

0- 3

0- 1

0- 0

0- 0

0- 0

NEUTRAL

0- 0

0- 0

0- 0

RPI 1-25

RPI 26-50

RPI 51-100

RPI 101+

Team's RPI: 193

RPI	S	Opponent	Score
1	H	UConn	57 113
14	H	South Carolina	60 87
22	H	Rutgers	67 84
23	H	Villanova	65 69
24	A	South Fla.	60 76
24	H	South Fla.	73 89

RPI	S	Opponent	Score
44	A	UCF	46 76
44	H	UCF	57 64

RPI	S	Opponent	Score
54	H	Houston	75 99
71	H	Harvard	86 64
73	H	Penn	59 74
100	A	Tulane	65 69

RPI	S	Opponent	Score
132	A	Cincinnati	72 80
137	A	Wichita St.	81 88
140	H	Ole Miss	48 64
152	H	Saint Joseph's	69 66
155	H	Marist	83 77
171	H	Tulsa	76 75
200	H	Hampton	65 56
205	A	SMU	56 60
205	H	SMU	55 52
234	A	La Salle	69 52
330	H	Wagner	70 36
334	H	Delaware St.	96 72
337	A	Iona	59 54

LAST 12 Division I GAMES:

137	A	Wichita St.	81 88	73	H	Penn	59 74
44	H	UCF	57 64	1	H	UConn	57 113
100	A	Tulane	65 69	54	H	Houston	75 99
171	H	Tulsa	76 75	132	A	Cincinnati	72 80
205	A	SMU	56 60	24	H	South Fla.	73 89
24	A	South Fla.	60 76	205	H	SMU	55 52

Non-Div I Games:

Temple

Average RPI Win:	103	WON-LOST	WINNING	LAST 10	STRENGTH OF	OPP. STRENGTH	TEAM	ADJ.	CONF.	ADJ CONF.
Average RPI Loss:	27	RECORD	PCT. RANK	GAMES	SCHEDULE	OF SCHEDULE	RPI	RPI	RPI	RPI
DIV. I ONLY	21- 5	28	6- 4	10	7	9	9	2	2	
DIV. I NON-CONF.	12- 1	6	0- 1	11	32	3	3	2	2	

TOTALS	RPI 1-25	RPI 26-50	W-L RECORDS	RPI 51-100	RPI 101-999	RPI 201+				
21- 5	4- 3	2- 1	OVERALL	4- 1	11- 0	2- 0				
12- 2	2- 1	1- 0	HOME	1- 1	8- 0	1- 0				
6- 3	2- 2	0- 1	AWAY	1- 0	3- 0	1- 0				
3- 0	0- 0	1- 0	NEUTRAL	2- 0	0- 0	0- 0				
12- 1	2- 1	1- 0	NON-CONFERENCE	3- 0	6- 0	2- 0				
7- 0	1- 0	0- 0	HOME	1- 0	5- 0	1- 0				
2- 1	1- 1	0- 0	AWAY	0- 0	1- 0	1- 0				
3- 0	0- 0	1- 0	NEUTRAL	2- 0	0- 0	0- 0				
9- 4	2- 2	1- 1	CONFERENCE	1- 1	5- 0	0- 0				
5- 2	1- 1	1- 0	HOME	0- 1	3- 0	0- 0				
4- 2	1- 1	0- 1	AWAY	1- 0	2- 0	0- 0				
0- 0	0- 0	0- 0	NEUTRAL	0- 0	0- 0	0- 0				

RPI	S	Opponent	Score	RPI	S	Opponent	Score	RPI	S	Opponent	Score	RPI	S	Opponent	Score
2	A	Notre Dame	70 84	26	A	LSU	59 70	53	N	Oklahoma St.	79 69	102	H	Auburn	70 59
3	H	Mississippi St.	52 71	27	H	Georgia	62 46	67	H	James Madison	89 60	108	A	Arkansas	90 85
11	H	Texas	82 75	29	N	Marquette	101 99	68	N	South Dakota	69 49	118	H	Central Ark.	77 34
13	A	Stanford	83 71					84	H	Alabama	63 72	124	H	ETSU	87 49
14	A	South Carolina	86 70					97	A	Kentucky	63 49	127	A	Vanderbilt	74 64
21	A	Texas A&M	76 79									127	H	Vanderbilt	86 73
21	H	Texas A&M	82 67									137	H	Wichita St.	68 56
												140	H	Ole Miss	75 66
												166	H	Troy	131 69
												295	H	Alabama St.	104 51
												321	A	Long Beach St.	90 61

LAST 12 Division I GAMES:															
84	H	Alabama	63 72	140	H	Ole Miss	75 66	3	H	Mississippi St.	52 71	2	A	Notre Dame	70 84
27	H	Georgia	62 46									14	A	South Carolina	86 70
108	A	Arkansas	90 85									21	A	Texas A&M	76 79
127	A	Vanderbilt	74 64									127	H	Vanderbilt	86 73
21	H	Texas A&M	82 67												
26	A	LSU	59 70												

Non-Div I Games:

Tennessee

Average RPI Win:	303	WON-LOST	WINNING	LAST 10	STRENGTH OF	OPP. STRENGTH	TEAM	ADJ.	CONF.	ADJ CONF.
Average RPI Loss:	193	RECORD	PCT. RANK	GAMES	SCHEDULE	OF SCHEDULE	RPI	RPI	RPI	RPI
DIV. I ONLY	5- 19	311	3- 7	255	308	328	328	25	25	
DIV. I NON-CONF.	1- 7	310	0- 0	176	267	322	322	27	27	

TOTALS	RPI 1-25	RPI 26-50	W-L RECORDS	RPI 51-100	RPI 101-999	RPI 201+				
5- 19	0- 1	0- 1	OVERALL	0- 1	5- 16	5- 6				
4- 10	0- 0	0- 1	HOME	0- 1	4- 8	4- 4				
1- 9	0- 1	0- 0	AWAY	0- 0	1- 8	1- 2				
0- 0	0- 0	0- 0	NEUTRAL	0- 0	0- 0	0- 0				
1- 7	0- 1	0- 1	NON-CONFERENCE	0- 0	1- 5	1- 2				
1- 4	0- 0	0- 1	HOME	0- 0	1- 3	1- 2				
0- 3	0- 1	0- 0	AWAY	0- 0	0- 2	0- 0				
0- 0	0- 0	0- 0	NEUTRAL	0- 0	0- 0	0- 0				
4- 12	0- 0	0- 0	CONFERENCE	0- 1	4- 11	4- 4				
3- 6	0- 0	0- 0	HOME	0- 1	3- 5	3- 2				
1- 6	0- 0	0- 0	AWAY	0- 0	1- 6	1- 2				
0- 0	0- 0	0- 0	NEUTRAL	0- 0	0- 0	0- 0				

RPI 1-25				RPI 26-50				RPI 51-100				RPI 101+				Team's RPI: 328	
RPI	S	Opponent	Score	RPI	S	Opponent	Score	RPI	S	Opponent	Score	RPI	S	Opponent	Score		
4	A	Louisville	56 95	37	H	Ball St.	65 85	69	H	Belmont	70 87	153	A	SIUE	63 74		
												153	H	SIUE	76 88		
												166	H	Troy	66 95		
												180	A	Jacksonville St.	61 62		
												180	H	Jacksonville St.	56 75		
												191	A	UT Martin	68 80		
												195	A	Morehead St.	81 97		
												195	H	Morehead St.	69 71		
												197	A	Arkansas St.	62 68		
												201	A	Memphis	75 79		
												222	A	Southeast Mo. St.	66 71		
												243	H	Austin Peay	59 75		
												258	H	Lipscomb	71 64		
												297	H	Murray St.	73 85		
												303	A	Eastern Ky.	59 58		
												303	H	Eastern Ky.	69 58		
												305	H	Tennessee Tech	76 66		
												314	H	Alabama A&M	75 77		
												318	H	Marshall	65 71		
												346	A	Eastern Ill.	59 66		
												346	H	Eastern Ill.	86 68		
LAST 12 Division I GAMES:																	
303	H	Eastern Ky.	69 58	346	H	Eastern Ill.	86 68										
195	H	Morehead St.	69 71	153	H	SIUE	76 88										
180	A	Jacksonville St.	61 62	297	H	Murray St.	73 85										
69	H	Belmont	70 87	243	H	Austin Peay	59 75										
303	A	Eastern Ky.	59 58	153	A	SIUE	63 74										
195	A	Morehead St.	81 97	346	A	Eastern Ill.	59 66										

Non-Div I Games: Fisk 93 48

Tennessee St.

Average RPI Win:	278	WON-LOST	WINNING	LAST 10	STRENGTH OF	OPP. STRENGTH	TEAM	ADJ.	CONF.	ADJ CONF.
Average RPI Loss:	181	RECORD	PCT. RANK	GAMES	SCHEDULE	OF SCHEDULE	RPI	RPI	RPI	RPI
DIV. I ONLY	4- 21	322	2- 8	169	318	305	305	25	25	
DIV. I NON-CONF.	1- 8	313	0- 0	89	218	284	284	27	27	

TOTALS	RPI 1-25	RPI 26-50	W-L RECORDS	RPI 51-100	RPI 101-999	RPI 201+				
4- 21	0- 0	0- 1	OVERALL	0- 5	4- 15	3- 8				
2- 9	0- 0	0- 0	HOME	0- 2	2- 7	2- 4				
2- 12	0- 0	0- 1	AWAY	0- 3	2- 8	1- 4				
0- 0	0- 0	0- 0	NEUTRAL	0- 0	0- 0	0- 0				
1- 8	0- 0	0- 1	NON-CONFERENCE	0- 3	1- 4	1- 1				
1- 3	0- 0	0- 0	HOME	0- 1	1- 2	1- 1				
0- 5	0- 0	0- 1	AWAY	0- 2	0- 2	0- 0				
0- 0	0- 0	0- 0	NEUTRAL	0- 0	0- 0	0- 0				
3- 13	0- 0	0- 0	CONFERENCE	0- 2	3- 11	2- 7				
1- 6	0- 0	0- 0	HOME	0- 1	1- 5	1- 3				
2- 7	0- 0	0- 0	AWAY	0- 1	2- 6	1- 4				
0- 0	0- 0	0- 0	NEUTRAL	0- 0	0- 0	0- 0				

RPI 1-25				RPI 26-50				RPI 51-100				RPI 101+ Team's RPI: 305			
RPI	S	Opponent	Score	RPI	S	Opponent	Score	RPI	S	Opponent	Score	RPI	S	Opponent	Score
				27	A	Georgia	48 56	69	A	Belmont	59 78	114	A	Middle Tenn.	44 58
								69	H	Belmont	60 68	124	A	ETSU	55 74
								76	H	IUPUI	54 68	148	H	Radford	41 60
								97	A	Kentucky	54 82	153	A	SIUE	58 65
								99	A	Wright St.	59 82	180	A	Jacksonville St.	60 58
												191	H	UT Martin	51 67
												195	A	Morehead St.	51 53
												195	H	Morehead St.	67 74
												222	H	Southeast Mo. St.	66 70
												243	A	Austin Peay	52 53
												243	H	Austin Peay	63 59
												258	H	Lipscomb	57 61
												297	A	Murray St.	73 80
												297	H	Murray St.	63 72
												303	A	Eastern Ky.	53 55
												303	H	Eastern Ky.	68 76
												328	A	Tennessee St.	66 76
												341	H	Winthrop	70 41
												346	A	Eastern Ill.	60 57
LAST 12 Division I GAMES:															
				297	A	Murray St.	73 80	191	H	UT Martin	51 67				
				243	A	Austin Peay	52 53	222	H	Southeast Mo. St.	66 70				
				69	H	Belmont	60 68	195	A	Morehead St.	51 53				
				180	A	Jacksonville St.	60 58	303	A	Eastern Ky.	53 55				
				346	A	Eastern Ill.	60 57	297	H	Murray St.	63 72				
				153	A	SIUE	58 65	243	H	Austin Peay	63 59				

Non-Div I Games: Cumberland (TN) 83 52 Tenn. Wesleyan 84 66

Tennessee Tech

Average RPI Win: 130		WON-LOST	WINNING	LAST 10	STRENGTH OF		OPP. STRENGTH	TEAM	ADJ.	CONF.	ADJ CONF.
Loss: 22		RECORD	PCT. RANK	GAMES	SCHEDULE		OF SCHEDULE	RPI	RPI	RPI	RPI
DIV. I ONLY		22- 4	10	8- 2	24		14	11	11	4	4
DIV. I NON-CONF.		9- 2	33	0- 1	41		17	22	22	5	5
TOTALS		RPI 1-25	RPI 26-50		W-L RECORDS		RPI 51-100	RPI 101-999		RPI 201+	
22- 4	2- 3	2- 0		OVERALL		7- 1	11- 0		5- 0		
13- 1	1- 1	0- 0		HOME		4- 0	8- 0		4- 0		
7- 3	1- 2	1- 0		AWAY		3- 1	2- 0		1- 0		
2- 0	0- 0	1- 0		NEUTRAL		0- 0	1- 0		0- 0		
9- 2	1- 2	2- 0		NON-CONFERENCE		0- 0	6- 0		3- 0		
6- 1	1- 1	0- 0		HOME		0- 0	5- 0		3- 0		
1- 1	0- 1	1- 0		AWAY		0- 0	0- 0		0- 0		
2- 0	0- 0	1- 0		NEUTRAL		0- 0	1- 0		0- 0		
13- 2	1- 1	0- 0		CONFERENCE		7- 1	5- 0		2- 0		
7- 0	0- 0	0- 0		HOME		4- 0	3- 0		1- 0		
6- 2	1- 1	0- 0		AWAY		3- 1	2- 0		1- 0		
0- 0	0- 0	0- 0		NEUTRAL		0- 0	0- 0		0- 0		

RPI 1-25					
RPI	S	Opponent	Score		
1	H	UConn	71	75	
5	H	Florida St.	87	72	
6	A	Baylor	56	81	
9	A	Tennessee	75	82	
25	A	Oklahoma	88	78	

Team's RPI: 11					
RPI	S	Opponent	Score		
26	N	LSU	75	66	
27	A	Georgia	81	53	

RPI 26-50					
RPI	S	Opponent	Score		
53	A	Oklahoma St.	77	62	
53	H	Oklahoma St.	84	79	
66	A	West Virginia	73	55	
66	H	West Virginia	79	58	
70	A	TCU	77	79	
70	H	TCU	92	65	
88	A	Kansas St.	75	64	
88	H	Kansas St.	76	54	

RPI 51-100					
RPI	S	Opponent	Score		
112	H	Iowa St.	87	55	
157	A	Kansas	55	41	
157	H	Kansas	79	62	
167	H	Louisiana Tech	88	54	
181	N	Washington	92	68	
183	H	Stetson	95	59	
227	A	Texas Tech	90	39	
227	H	Texas Tech	87	72	
266	H	McNeese	100	34	
294	H	UTSA	120	70	
323	H	Northwestern St.	68	44	

RPI 101+					
RPI	S	Opponent	Score		

LAST 12 Division I GAMES:					
53	A	Oklahoma St.	77	62	
227	H	Texas Tech	87	72	
88	H	Kansas St.	76	54	
66	A	West Virginia	73	55	
70	H	TCU	92	65	
157	A	Kansas	55	41	
112	H	Iowa St.	87	55	
6	A	Baylor	56	81	
227	A	Texas Tech	90	39	
1	H	UConn	71	75	
157	H	Kansas	79	62	
70	A	TCU	77	79	

Non-Div I Games:

Texas

Average RPI Win:	123	WON-LOST	WINNING	LAST 10	STRENGTH OF	OPP. STRENGTH	TEAM	ADJ.	CONF.	ADJ CONF.
Average RPI Loss:	23	RECORD	PCT. RANK	GAMES	SCHEDULE	OF SCHEDULE	RPI	RPI	RPI	RPI
DIV. I ONLY	20- 7	49	7- 3	13	36	21	21	2	2	
DIV. I NON-CONF.	11- 3	45	0- 0	19	73	32	32	2	2	

TOTALS	RPI 1-25	RPI 26-50	W-L RECORDS	RPI 51-100	RPI 101-999	RPI 201+				
20- 7	1- 4	2- 2	OVERALL	5- 1	12- 0	4- 0				
14- 3	1- 1	1- 1	HOME	4- 1	8- 0	2- 0				
5- 3	0- 2	1- 1	AWAY	1- 0	3- 0	1- 0				
1- 1	0- 1	0- 0	NEUTRAL	0- 0	1- 0	1- 0				
11- 3	0- 2	1- 0	NON-CONFERENCE	3- 1	7- 0	4- 0				
8- 2	0- 1	0- 0	HOME	3- 1	5- 0	2- 0				
2- 0	0- 0	1- 0	AWAY	0- 0	1- 0	1- 0				
1- 1	0- 1	0- 0	NEUTRAL	0- 0	1- 0	1- 0				
9- 4	1- 2	1- 2	CONFERENCE	2- 0	5- 0	0- 0				
6- 1	1- 0	1- 1	HOME	1- 0	3- 0	0- 0				
3- 3	0- 2	0- 1	AWAY	1- 0	2- 0	0- 0				
0- 0	0- 0	0- 0	NEUTRAL	0- 0	0- 0	0- 0				

RPI	S	Opponent	Score	RPI	S	Opponent	Score	RPI	S	Opponent	Score	RPI	S	Opponent	Score
8	H	Oregon	68 83	26	A	LSU	78 80	54	H	Houston	83 65	102	A	Auburn	82 73
8	N	Oregon	62 84	26	H	LSU	69 59	66	H	West Virginia	56 70	102	H	Auburn	78 59
9	A	Tennessee	67 82	27	H	Georgia	84 92	70	H	TCU	71 58	106	H	Little Rock	66 49
9	H	Tennessee	79 76	48	A	Southern California	75 74	84	A	Alabama	73 54	118	H	Central Ark.	72 61
14	A	South Carolina	59 61					96	H	Rice	82 76	127	A	Vanderbilt	91 67
								97	H	Kentucky	74 70	140	H	Ole Miss	83 54
												156	H	Florida	85 80
												175	H	Louisiana	83 62
												205	H	SMU	79 57
												227	A	Texas Tech	90 56
												247	N	Hawaii	103 59
												261	H	Prairie View	98 70

LAST 12 Division I GAMES:															
156	H	Florida	85 80	26	H	LSU	69 59	84	A	Alabama	73 54				
26	A	LSU	78 80	27	H	Georgia	84 92	9	H	Tennessee	79 76				
140	H	Ole Miss	83 54	102	A	Auburn	82 73	102	A	Auburn	82 73				
102	H	Auburn	78 59	97	H	Kentucky	74 70								
9	A	Tennessee	67 82												
127	A	Vanderbilt	91 67												

Non-Div I Games:

Texas A&M

Average RPI Win: 301		WON-LOST RECORD	WINNING PCT. RANK	LAST 10 GAMES	STRENGTH OF SCHEDULE	OPP. STRENGTH OF SCHEDULE	TEAM RPI	ADJ. RPI	CONF. RPI	ADJ. CONF. RPI
Average RPI Loss: 183										
DIV. I ONLY		13- 9	128	9- 1	342	340	232	232	32	32
DIV. I NON-CONF.		3- 6	239	0- 0	310	196	265	265	32	32
TOTALS		RPI 1-25	RPI 26-50	W-L RECORDS		RPI 51-100	RPI 101-999	RPI 201+		
13- 9	0- 0		0- 0	OVERALL		0- 1	13- 8	13- 4		
5- 3	0- 0		0- 0	HOME		0- 0	5- 3	5- 2		
6- 6	0- 0		0- 0	AWAY		0- 1	6- 5	6- 2		
2- 0	0- 0		0- 0	NEUTRAL		0- 0	2- 0	2- 0		
3- 6	0- 0		0- 0	NON-CONFERENCE		0- 1	3- 5	3- 1		
0- 1	0- 0		0- 0	HOME		0- 0	0- 1	0- 0		
1- 5	0- 0		0- 0	AWAY		0- 1	1- 4	1- 1		
2- 0	0- 0		0- 0	NEUTRAL		0- 0	2- 0	2- 0		
10- 3	0- 0		0- 0	CONFERENCE		0- 0	10- 3	10- 3		
5- 2	0- 0		0- 0	HOME		0- 0	5- 2	5- 2		
5- 1	0- 0		0- 0	AWAY		0- 0	5- 1	5- 1		
0- 0	0- 0		0- 0	NEUTRAL		0- 0	0- 0	0- 0		

RPI 1-25				RPI 26-50				RPI 51-100				RPI 101+				Team's RPI: 232	
RPI	S	Opponent	Score	RPI	S	Opponent	Score	RPI	S	Opponent	Score	RPI	S	Opponent	Score		
								98	A	Wake Forest	56	73	134	H	Texas St.	56	70
												140	A	Ole Miss	58	73	
												157	A	Kansas	37	72	
												169	A	UTEP	55	65	
												207	H	Southern U.	57	67	
												224	A	New Orleans	69	72	
												230	A	Grambling	73	63	
												230	H	Grambling	66	56	
												235	N	New Mexico St.	66	50	
												261	A	Prairie View	48	65	
												261	H	Prairie View	56	61	
												295	A	Alabama St.	71	39	
												304	H	Alcorn	91	57	
												311	A	Jackson St.	77	74	
												311	H	Jackson St.	71	66	
												314	A	Alabama A&M	55	49	
												323	N	Northwestern St.	56	43	
												335	A	Sam Houston St.	77	58	
												338	A	Mississippi Val.	72	53	
												338	H	Mississippi Val.	55	39	
												343	H	Ark.-Pine Bluff	58	52	
LAST 12 Division I GAMES:																	
				338	A	Mississippi Val.	72	53	343	H	Ark.-Pine Bluff	58	52				
				230	H	Grambling	66	56	338	H	Mississippi Val.	55	39				
				311	H	Jackson St.	71	66	230	A	Grambling	73	63				
				261	A	Prairie View	48	65	311	A	Jackson St.	77	74				
				295	A	Alabama St.	71	39	261	H	Prairie View	56	61				
				314	A	Alabama A&M	55	49	304	H	Alcorn	91	57				

Non-Div I Games:	Paul Quinn	85	59	Wiley	74	36
------------------	------------	----	----	-------	----	----

Texas Southern

■ Loss, ■ Non-Conf, S Site, H Home A Away N Neutral

Average RPI Win:	255	WON-LOST	WINNING	LAST 10	STRENGTH OF	OPP. STRENGTH	TEAM	ADJ.	CONF.	ADJ CONF.
Average RPI Loss:	141	RECORD	PCT. RANK	GAMES	SCHEDULE	OF SCHEDULE	RPI	RPI	RPI	RPI
DIV. I ONLY	18- 8	68	7- 3	304	244	134	134	22	22	
DIV. I NON-CONF.	7- 4	102	0- 0	255	266	138	138	23	23	

TOTALS	RPI 1-25	RPI 26-50	W-L RECORDS	RPI 51-100	RPI 101-999	RPI 201+				
18- 8	0- 0	0- 0	OVERALL	0- 2	18- 6	13- 1				
8- 2	0- 0	0- 0	HOME	0- 1	8- 1	5- 0				
10- 5	0- 0	0- 0	AWAY	0- 0	10- 0	8- 0				
0- 1	0- 0	0- 0	NEUTRAL	0- 0	0- 1	0- 0				
7- 4	0- 0	0- 0	NON-CONFERENCE	0- 2	7- 2	6- 0				
3- 1	0- 0	0- 0	HOME	0- 1	3- 0	2- 0				
4- 2	0- 0	0- 0	AWAY	0- 1	4- 1	4- 0				
0- 1	0- 0	0- 0	NEUTRAL	0- 0	0- 1	0- 0				
11- 4	0- 0	0- 0	CONFERENCE	0- 0	11- 4	7- 1				
5- 1	0- 0	0- 0	HOME	0- 0	5- 1	3- 0				
6- 3	0- 0	0- 0	AWAY	0- 0	6- 3	4- 1				
0- 0	0- 0	0- 0	NEUTRAL	0- 0	0- 0	0- 0				

RPI 1-25				RPI 26-50				RPI 51-100				RPI 101+				Team's RPI: 134	
RPI	S	Opponent	Score	RPI	S	Opponent	Score	RPI	S	Opponent	Score	RPI	S	Opponent	Score		
								54	H	Houston	67	72	106	A	Li t t l e R o c k	48	63
								70	A	TCU	58	82	120	N	Bethune-Cookman	56	62
													129	H	Fresno St.	76	59
													144	H	South Ala.	78	63
													162	A	UT Arlington	59	61
													166	H	Troy	83	75
													175	A	Loui si ana	56	53
													175	H	Loui si ana	58	65
													183	A	Stetson	54	61
													197	A	Arkansas St.	67	55
													227	A	Texas Tech	87	70
													232	A	Texas Southern	70	56
													255	A	Coastal Caro.	64	65
													255	H	Coastal Caro.	78	69
													261	H	Prai ri e V i e w	84	57
													270	A	Appal achi an St.	69	54
													270	H	Appal achi an St.	92	50
													294	H	UTSA	91	38
													310	A	Incarnate Word	74	33
													315	A	Georgia St.	83	63
													329	A	Ga. Southern	81	56
													335	A	Sam Houston St.	73	41
													336	A	La. -Monroe	81	45
													336	H	La. -Monroe	86	52
LAST 12 Division I GAMES:																	
336	A	La. -Monroe	81	45	329	A	Ga. Southern	81	56								
175	A	Loui si ana	56	53	175	H	Loui si ana	58	65								
162	A	UT Ar l i n g t o n	59	61	336	H	La. -Monroe	86	52								
270	H	Appal achi an St.	92	50	106	A	Li t t l e R o c k	48	63								
255	H	Coastal Caro.	78	69	197	A	Arkansas St.	67	55								
315	A	Georgi a St.	83	63	166	H	Troy	83	75								

Non-Div I Games:

Texas St.

Average RPI	Win:	295	WON-LOST	WINNING	LAST 10	STRENGTH OF	OPP. STRENGTH	TEAM	ADJ.	CONF.	ADJ CONF.
Average RPI	Loss:	61	RECORD	PCT. RANK	GAMES	SCHEDULE	OF SCHEDULE	RPI	RPI	RPI	RPI
DIV. I ONLY	7- 19	288	1- 9	68	80	227	227	4	4		
DIV. I NON-CONF.	6- 5	153	0- 0	268	297	254	254	5	5		

TOTALS	RPI 1-25	RPI 26-50	W-L RECORDS	RPI 51-100	RPI 101-999	RPI 201+					
7- 19	0- 6	0- 1	OVERALL	0- 8	7- 4	6- 0					
6- 10	0- 4	0- 1	HOME	0- 2	6- 3	6- 0					
1- 9	0- 2	0- 0	AWAY	0- 6	1- 1	0- 0					
0- 0	0- 0	0- 0	NEUTRAL	0- 0	0- 0	0- 0					
6- 5	0- 1	0- 1	NON-CONFERENCE	0- 2	6- 1	6- 0					
6- 3	0- 1	0- 1	HOME	0- 0	6- 1	6- 0					
0- 2	0- 0	0- 0	AWAY	0- 2	0- 0	0- 0					
0- 0	0- 0	0- 0	NEUTRAL	0- 0	0- 0	0- 0					
1- 14	0- 5	0- 0	CONFERENCE	0- 6	1- 3	0- 0					
0- 7	0- 3	0- 0	HOME	0- 2	0- 2	0- 0					
1- 7	0- 2	0- 0	AWAY	0- 4	1- 1	0- 0					
0- 0	0- 0	0- 0	NEUTRAL	0- 0	0- 0	0- 0					

RPI 1-25				RPI 26-50				RPI 51-100				RPI 101+ Team's RPI: 227			
RPI	S	Opponent	Score	RPI	S	Opponent	Score	RPI	S	Opponent	Score	RPI	S	Opponent	Score
6	A	Bayl or	49 97	26	H	LSU	40 48	53	A	Okl ahoma St.	62 80	112	A	Iowa St.	57 69
6	H	Bayl or	44 90					53	H	Okl ahoma St.	57 98	112	H	Iowa St.	54 66
11	A	Texas	72 87					54	A	Houston	75 79	134	H	Texas St.	70 87
11	H	Texas	39 90					66	A	West Vi rgi ni a	52 82	157	A	Kansas	68 56
21	H	Texas A&M	56 90					66	H	West Vi rgi ni a	60 74	157	H	Kansas	47 60
25	H	Okl ahoma	52 73					70	A	TCU	72 93	261	H	Prai ri e View	89 60
								88	A	Kansas St.	69 83	308	H	UTRGV	80 64
								89	A	New Mexico	56 90	310	H	Incarnate Word	80 54
LAST 12 Di vi si on I GAMES:															
112	A	Iowa St.	57 69	66	A	West Vi rgi ni a	52 82					340	H	Florida A&M	82 63
11	A	Texas	72 87	11	H	Texas	39 90					343	H	Ark. -Pi ne Bl uff	74 47
66	H	West Vi rgi ni a	60 74	157	A	Kansas	68 56					344	H	UMass Lowell	93 65
88	A	Kansas St.	69 83	112	H	Iowa St.	54 66								
6	H	Bayl or	44 90	25	H	Okl ahoma	52 73								
53	A	Okl ahoma St.	62 80	70	A	TCU	72 93								

Non-Di v I Games:

Texas Tech

Average RPI Win:	161	WON-LOST	WINNING	LAST 10	STRENGTH OF	OPP. STRENGTH	TEAM	ADJ.	CONF.	ADJ CONF.
Average RPI Loss:	71	RECORD	PCT. RANK	GAMES	SCHEDULE	OF SCHEDULE	RPI	RPI	RPI	RPI
DIV. I ONLY	16- 10	107	2- 4	48	93	60	60	8	8	
DIV. I NON-CONF.	9- 3	61	1- 1	66	162	35	35	8	8	

TOTALS	RPI 1-25	RPI 26-50	W-L RECORDS	RPI 51-100	RPI 101-999	RPI 201+				
16- 10	0- 3	2- 2	OVERALL	2- 3	12- 2	6- 1				
10- 2	0- 1	2- 0	HOME	2- 0	6- 1	1- 0				
5- 7	0- 2	0- 1	AWAY	0- 3	5- 1	4- 1				
1- 1	0- 0	0- 1	NEUTRAL	0- 0	1- 0	1- 0				
9- 3	0- 1	1- 1	NON-CONFERENCE	1- 1	7- 0	4- 0				
5- 0	0- 0	1- 0	HOME	1- 0	3- 0	0- 0				
3- 2	0- 1	0- 0	AWAY	0- 1	3- 0	3- 0				
1- 1	0- 0	0- 1	NEUTRAL	0- 0	1- 0	1- 0				
7- 7	0- 2	1- 1	CONFERENCE	1- 2	5- 2	2- 1				
5- 2	0- 1	1- 0	HOME	1- 0	3- 1	1- 0				
2- 5	0- 1	0- 1	AWAY	0- 2	2- 1	1- 1				
0- 0	0- 0	0- 0	NEUTRAL	0- 0	0- 0	0- 0				

RPI 1-25				RPI 26-50				RPI 51-100				Team's RPI: 60				RPI 101+			
RPI	S	Opponent	Score	RPI	S	Opponent	Score	RPI	S	Opponent	Score	RPI	S	Opponent	Score	RPI	S	Opponent	Score
4	A	Louisville	55 90	28	A	Central Mich.	47 85	64	A	Duquesne	54 73	113	A	Western Mich.	78 73				
15	A	Buffalo	69 87	37	H	Ball St.	72 66	81	H	Maine	65 64	113	H	Western Mich.	69 68				
15	H	Buffalo	73 84	38	H	Dayton	68 50	86	A	Ohio	61 78	119	H	Cleveland St.	65 56				
				45	N	Western Ky.	56 70	86	H	Ohio	75 57	130	H	Saint Francis (PA)	74 66				
								87	A	Miami (OH)	58 67	133	H	Northern Ill.	63 60				
												157	H	Kent St.	55 62				
												175	H	Louisiana	79 55				
												204	A	Eastern Mich.	57 70				
												207	N	Southern U.	81 76				
												210	H	Akron	60 54				
												212	A	Bowling Green	77 67				
												259	A	St. Bonaventure	58 39				
												319	A	Detroit Mercy	81 64				
												337	A	Iona	74 57				
LAST 12 Division I GAMES:																			
175	H	Louisiana	79 55	113	A	Western Mich.	78 73												
4	A	Louisville	55 90	212	A	Bowling Green	77 67												
113	H	Western Mich.	69 68	157	H	Kent St.	55 62												
28	A	Central Mich.	47 85	15	A	Buffalo	69 87												
87	A	Miami (OH)	58 67	37	H	Ball St.	72 66												
15	H	Buffalo	73 84	133	H	Northern Ill.	63 60												

Non-Div I Games:

Toledo

T
o
w
s
o
n

Towson			Through Games Of Feb. 17, 2018								
Average RPI	Win:	256	WON-LOST	WINNING	LAST 10	STRENGTH OF	OPP. STRENGTH	TEAM	ADJ.	CONF.	ADJ CONF.
Average RPI	Loss:	143	RECORD	PCT. RANK	GAMES	SCHEDULE	OF SCHEDULE	RPI	RPI	RPI	RPI
DIV. I ONLY			9- 16	250	3- 7	246	175	263	263	10	10
DIV. I NON-CONF.			5- 6	187	0- 0	338	281	295	295	12	12

TOTALS		RPI 1-25		RPI 26-50		W-L RECORDS		RPI 51-100	RPI 101-999	RPI 201+	
9- 16		0- 0		0- 0		OVERALL		0- 6	9- 10	7- 4	
5- 7		0- 0		0- 0		HOME		0- 3	5- 4	4- 2	
3- 8		0- 0		0- 0		AWAY		0- 3	3- 5	2- 2	
1- 1		0- 0		0- 0		NEUTRAL		0- 0	1- 1	1- 0	
5- 6		0- 0		0- 0		NON-CONFERENCE		0- 1	5- 5	4- 3	
3- 2		0- 0		0- 0		HOME		0- 1	3- 1	2- 1	
1- 3		0- 0		0- 0		AWAY		0- 0	1- 3	1- 2	
1- 1		0- 0		0- 0		NEUTRAL		0- 0	1- 1	1- 0	
4- 10		0- 0		0- 0		CONFERENCE		0- 5	4- 5	3- 1	
2- 5		0- 0		0- 0		HOME		0- 2	2- 3	2- 1	
2- 5		0- 0		0- 0		AWAY		0- 3	2- 2	1- 0	
0- 0		0- 0		0- 0		NEUTRAL		0- 0	0- 0	0- 0	

T
o
w
s
o
n

RPI 1-25				RPI 26-50				RPI 51-100				RPI 101+ Team's RPI: 263					
RPI	S	Opponent	Score	RPI	S	Opponent	Score	RPI	S	Opponent	Score	RPI	S	Opponent	Score		
								56	A	El on	61	84	125	A	Del aware	49	51
								56	H	El on	45	71	136	A	Northeastern	61	79
								57	A	Drexel	53	78	136	H	Northeastern	61	70
								67	A	James Madi son	45	69	148	N	Radford	66	69
								67	H	James Madi son	55	64	152	H	Saint Joseph's	90	66
								90	H	George Washi ngton	43	66	160	A	William & Mary	67	66
													160	H	William & Mary	63	75
													168	A	Pittsburgh	63	81
													213	A	Norfolk St.	76	86
													240	H	Hofstra	73	72
													246	A	Loyol a Maryl and	76	67
													253	A	Col . of Charleston	83	58
													253	H	Col . of Charleston	67	80
													264	H	UNCW	72	71
													268	H	Col gate	61	65
													280	A	Massachusetts	49	72
													320	H	UMBC	95	64
													330	H	Wagner	64	42
													343	N	Ark. -Pi ne Bl uff	70	44

LAST 12 Divi si on I GAMES:																	
136	A	Northeastern	61	79	253	A	Col . of Charleston	83	58								
67	H	James Madi son	55	64	56	A	El on	61	84								
240	H	Hofstra	73	72	125	A	Del aware	49	51								
160	H	William & Mary	63	75	264	H	UNCW	72	71								
57	A	Drexel	53	78	160	A	William & Mary	67	66								
56	H	El on	45	71	67	A	James Madi son	45	69								

Non-Di v I Games:

Towson

Average RPI Win:	238	WON-LOST	WINNING	LAST 10	STRENGTH OF	OPP. STRENGTH	TEAM	ADJ.	CONF.	ADJ CONF.
Average RPI Loss:	146	RECORD	PCT. RANK	GAMES	SCHEDULE	OF SCHEDULE	RPI	RPI	RPI	RPI
DIV. I ONLY	12- 11	160	7- 3	241	189	166	166	22	22	
DIV. I NON-CONF.	3- 6	239	0- 0	188	72	183	183	23	23	

TOTALS	RPI 1-25	RPI 26-50	W-L RECORDS	RPI 51-100	RPI 101-999	RPI 201+				
12- 11	0- 1	0- 0	OVERALL	1- 1	11- 9	7- 2				
7- 1	0- 0	0- 0	HOME	1- 0	6- 1	3- 1				
5- 9	0- 1	0- 0	AWAY	0- 1	5- 7	4- 1				
0- 1	0- 0	0- 0	NEUTRAL	0- 0	0- 1	0- 0				
3- 6	0- 1	0- 0	NON-CONFERENCE	1- 1	2- 4	2- 0				
1- 0	0- 0	0- 0	HOME	1- 0	0- 0	0- 0				
2- 5	0- 1	0- 0	AWAY	0- 1	2- 3	2- 0				
0- 1	0- 0	0- 0	NEUTRAL	0- 0	0- 1	0- 0				
9- 5	0- 0	0- 0	CONFERENCE	0- 0	9- 5	5- 2				
6- 1	0- 0	0- 0	HOME	0- 0	6- 1	3- 1				
3- 4	0- 0	0- 0	AWAY	0- 0	3- 4	2- 1				
0- 0	0- 0	0- 0	NEUTRAL	0- 0	0- 0	0- 0				

RPI 1-25				RPI 26-50				RPI 51-100				RPI 101+				Team's RPI: 166
RPI	S	Opponent	Score	RPI	S	Opponent	Score	RPI	S	Opponent	Score	RPI	S	Opponent	Score	
9	A	Tennessee	69 131					93	H	Jacksonville	89 88	106	H	Little Rock	76 70	
								100	A	Tulane	75 106	114	A	Middle Tenn.	57 73	
												134	A	Texas St.	75 83	
												140	A	Ole Miss	93 96	
												144	A	South Ala.	68 79	
												144	H	South Ala.	82 71	
												145	A	Samford	73 80	
												145	N	Samford	76 82	
												162	A	UT Arlington	57 76	
												175	A	Louisiana	62 55	
												197	H	Arkansas St.	95 78	
												255	A	Coastal Caro.	71 84	
												255	H	Coastal Caro.	92 97	
												270	A	Appalachian St.	93 64	
												270	H	Appalachian St.	81 74	
												295	A	Alabama St.	93 63	
												315	H	Georgia St.	90 86	
												328	A	Tennessee St.	95 66	
												329	H	Ga. Southern	88 47	
												336	A	La.-Monroe	86 79	

LAST 12 Division I GAMES:																
270	A	Appalachian St.	93 64	336	A	La.-Monroe	86 79									
255	A	Coastal Caro.	71 84	255	H	Coastal Caro.	92 97									
106	H	Little Rock	76 70	270	H	Appalachian St.	81 74									
197	H	Arkansas St.	95 78	144	A	South Ala.	68 79									
144	H	South Ala.	82 71	134	A	Texas St.	75 83									
175	A	Louisiana	62 55	162	A	UT Arlington	57 76									

Non-Div I Games: Montevallo 130 50 Stillman 89 62

Troy

T
u
l
a
n
e

Tulane				Through Games Of Feb. 17, 2018							
Average RPI	Win:	177	WON-LOST	WINNING	LAST 10	STRENGTH OF	OPP. STRENGTH	TEAM	ADJ.	CONF.	ADJ CONF.
Average RPI	Loss:	67	RECORD	PCT. RANK	GAMES	SCHEDULE	OF SCHEDULE	RPI	RPI	RPI	RPI
DIV. I ONLY			12- 13	189	3- 7	34	83	100	100	7	7
DIV. I NON-CONF.			8- 5	111	0- 0	95	84	85	85	7	7

TOTALS		RPI 1-25		RPI 26-50		W-L RECORDS		RPI 51-100	RPI 101-999	RPI 201+	
12- 13		0- 4		0- 3		OVERALL		1- 2	11- 4	3- 1	
8- 4		0- 1		0- 1		HOME		0- 1	8- 1	1- 0	
3- 7		0- 0		0- 0		AWAY		1- 0	2- 0	1- 0	
1- 2		0- 0		0- 1		NEUTRAL		0- 0	1- 1	1- 0	
8- 5		0- 1		0- 2		NON-CONFERENCE		1- 0	7- 2	3- 1	
5- 1		0- 0		0- 1		HOME		0- 0	5- 0	1- 0	
2- 2		0- 1		0- 0		AWAY		1- 0	1- 1	1- 1	
1- 2		0- 0		0- 1		NEUTRAL		0- 0	1- 1	1- 0	
4- 8		0- 3		0- 1		CONFERENCE		0- 2	4- 2	0- 0	
3- 3		0- 1		0- 0		HOME		0- 1	3- 1	0- 0	
1- 5		0- 2		0- 1		AWAY		0- 1	1- 1	0- 0	
0- 0		0- 0		0- 0		NEUTRAL		0- 0	0- 0	0- 0	

RPI 1-25				RPI 26-50				RPI 51-100				Team's RPI: 100				RPI 101+			
RPI	S	Opponent	Score	RPI	S	Opponent	Score	RPI	S	Opponent	Score	RPI	S	Opponent	Score	RPI	S	Opponent	Score
1	A	UConn	45 98	26	H	LSU	50 73	54	A	Houston	48 72	112	N	Iowa St.	64 67				
19	A	NC State	55 79	38	N	Dayton	65 71	54	H	Houston	92 98	114	H	Middle Tenn.	62 44				
24	A	South Fla.	46 75	44	A	UCF	51 59	81	A	Maine	42 34	127	H	Vanderbi l t	71 59				
24	H	South Fla.	53 63									132	A	Cinci nnati	52 83				
												137	H	Wi chi ta St.	56 64				
												166	H	Troy	106 75				
												169	H	UTEP	67 56				
												171	A	Tul sa	72 63				
												171	H	Tul sa	70 39				
												193	H	Temple	69 65				
												199	H	East Carolina	64 58				
												203	A	Southern Mi ss.	58 66				
												224	H	New OrLe ans	79 56				
												244	N	San Di ego St.	80 46				
												266	A	McNeese	70 66				

										LAST 12 Division I GAMES:									
132	A	Cinci nnati	52 83	171	H	Tul sa	70 39	44	A	UCF	51 59	137	H	Wi chi ta St.	56 64	54	A	Houston	92 98
193	H	Temple	69 65	54	H	Houston	72 63	171	A	Tul sa	72 63	24	A	South Fla.	46 75				
24	H	South Fla.	53 63																
54	A	Houston	48 72																
1	A	UConn	45 98																
199	H	East Carolina	64 58																

Non-Div I Games:

Tulane

Average RPI Win:	163	WON-LOST	WINNING	LAST 10	STRENGTH OF	OPP. STRENGTH	TEAM	ADJ.	CONF.	ADJ CONF.
Average RPI Loss:	122	RECORD	PCT. RANK	GAMES	SCHEDULE	OF SCHEDULE	RPI	RPI	RPI	RPI
DIV. I ONLY	9- 16	250	1- 9	60	103	171	171	7	7	
DIV. I NON-CONF.	6- 6	170	0- 0	67	306	129	129	7	7	

TOTALS	RPI 1-25	RPI 26-50	W-L RECORDS	RPI 51-100	RPI 101-999	RPI 201+				
9- 16	0- 2	0- 1	OVERALL	2- 4	7- 9	2- 2				
5- 7	0- 1	0- 1	HOME	1- 3	4- 2	2- 0				
3- 9	0- 1	0- 0	AWAY	1- 1	2- 7	0- 2				
1- 0	0- 0	0- 0	NEUTRAL	0- 0	1- 0	0- 0				
6- 6	0- 0	0- 0	NON-CONFERENCE	1- 2	5- 4	2- 1				
3- 3	0- 0	0- 0	HOME	0- 2	3- 1	2- 0				
2- 3	0- 0	0- 0	AWAY	1- 0	1- 3	0- 1				
1- 0	0- 0	0- 0	NEUTRAL	0- 0	1- 0	0- 0				
3- 10	0- 2	0- 1	CONFERENCE	1- 2	2- 5	0- 1				
2- 4	0- 1	0- 1	HOME	1- 1	1- 1	0- 0				
1- 6	0- 1	0- 0	AWAY	0- 1	1- 4	0- 1				
0- 0	0- 0	0- 0	NEUTRAL	0- 0	0- 0	0- 0				

RPI 1-25				RPI 26-50				RPI 51-100				RPI 101+ Team's RPI: 171			
RPI	S	Opponent	Score	RPI	S	Opponent	Score	RPI	S	Opponent	Score	RPI	S	Opponent	Score
1	A	UConn	60 78	44	H	UCF	44 47	54	H	Houston	83 77	106	A	Little Rock	74 61
24	H	South Fla.	57 71					55	H	Ameri can	67 72	108	A	Arkansas	41 67
								68	A	South Dakota	64 61	121	A	Saint Loui s	66 77
								69	H	Bel mont	65 90	132	A	Cinci nnati	41 78
								100	A	Tul ane	39 70	132	H	Cinci nnati	64 51
								100	H	Tul ane	63 72	137	A	Wichi ta St.	67 62
												151	N	Binghamton	60 55
												186	H	Oral Roberts	41 53
												193	A	Temple	75 76
												197	H	Arkansas St.	68 58
												199	A	East Carol ina	67 73
												201	H	Memphi s	48 69
												205	A	SMU	70 74
												218	A	North Texas	43 66
												282	H	UMKC	76 52
												343	H	Ark. -Pine Bluff	87 37

LAST 12 Division I GAMES:															
132	A	Cinci nnati	41 78	100	A	Tul ane	39 70								
54	H	Houston	83 77	1	A	UConn	60 78								
205	A	SMU	70 74	201	H	Memphi s	48 69								
193	A	Temple	75 76	199	A	East Carol ina	67 73								
24	H	South Fla.	57 71	132	H	Cinci nnati	64 51								
44	H	UCF	44 47	100	H	Tul ane	63 72								

Non-Div I Games: Alas. Anchorage 53 59

Tulsa

Average RPI Win:	209	WON-LOST	WINNING	LAST 10	STRENGTH OF	OPP. STRENGTH	TEAM	ADJ.	CONF.	ADJ CONF.
Average RPI Loss:	150	RECORD	PCT. RANK	GAMES	SCHEDULE	OF SCHEDULE	RPI	RPI	RPI	RPI
DIV. I ONLY	19- 4	21	8- 2	219	201	80	80	18	18	
DIV. I NON-CONF.	9- 2	33	0- 0	299	212	103	103	19	19	

TOTALS	RPI 1-25	RPI 26-50	W-L RECORDS	RPI 51-100	RPI 101-999	RPI 201+				
19- 4	0- 0	1- 0	OVERALL	1- 1	17- 3	9- 1				
9- 2	0- 0	1- 0	HOME	1- 0	7- 2	5- 1				
9- 1	0- 0	0- 0	AWAY	0- 0	9- 1	4- 0				
1- 1	0- 0	0- 0	NEUTRAL	0- 1	1- 0	0- 0				
9- 2	0- 0	0- 0	NON-CONFERENCE	0- 1	9- 1	4- 0				
5- 0	0- 0	0- 0	HOME	0- 0	5- 0	3- 0				
3- 1	0- 0	0- 0	AWAY	0- 0	3- 1	1- 0				
1- 1	0- 0	0- 0	NEUTRAL	0- 1	1- 0	0- 0				
10- 2	0- 0	1- 0	CONFERENCE	1- 0	8- 2	5- 1				
4- 2	0- 0	1- 0	HOME	1- 0	2- 2	2- 1				
6- 0	0- 0	0- 0	AWAY	0- 0	6- 0	3- 0				
0- 0	0- 0	0- 0	NEUTRAL	0- 0	0- 0	0- 0				

U

U

A

A

B

B

RPI 1-25				RPI 26-50				RPI 51-100				Team's RPI: 80				RPI 101+			
RPI	S	Opponent	Score	RPI	S	Opponent	Score	RPI	S	Opponent	Score	RPI	S	Opponent	Score	RPI	S	Opponent	Score
				45	H	Western Ky.	79 61					58	N	Indiana	63 71	114	A	Middle Tenn.	59 51
												96	H	Rice	70 63	138	H	Charlotte	71 80
																144	A	South Ala.	78 66
																145	H	Samford	77 53
																147	H	Southern Ill.	76 66
																167	A	Louisiana Tech	66 61
																169	A	UTEP	84 64
																189	N	UC Santa Barbara	67 54
																198	A	High Point	77 61
																201	A	Memphis	62 64
																203	H	Southern Miss.	63 80
																218	H	North Texas	68 52
																237	H	Fla. Atlantic	90 57
																270	A	Appalachian St.	70 59
																274	A	Old Dominion	74 61
																295	H	Alabama St.	61 44
																302	A	FIU	71 61
																314	H	Alabama A&M	85 58
																318	A	Marshall	69 62
																338	H	Mississippi Val.	87 72
LAST 12 Division I GAMES:																			
				138	H	Charlotte	71 80					302	A	FIU	71 61				
				96	H	Rice	70 63					218	H	North Texas	68 52				
				318	A	Marshall	69 62					203	H	Southern Miss.	63 80				
				167	A	Louisiana Tech	66 61					45	H	Western Ky.	79 61				
				169	A	UTEP	84 64					114	A	Middle Tenn.	59 51				
				237	H	Fla. Atlantic	90 57					274	A	Old Dominion	74 61				

Non-Div I Games: Tuskegee

105 50

Miles

85 42

UAB

Through Games Of Feb. 17, 2018											
Average RPI Win: 207		WON-LOST RECORD		WINNING PCT. RANK		LAST 10 GAMES		STRENGTH OF SCHEDULE		OPP. STRENGTH OF SCHEDULE	
Average RPI Loss: 92										TEAM RPI	
ADJ. RPI		CONF. RPI		ADJ. CONF. RPI							
DIV. I ONLY		22- 4		10		9- 1		230		142	
DIV. I NON-CONF.		10- 3		52		0- 0		171		59	
TOTALS		RPI 1-25		RPI 26-50		W-L RECORDS		RPI 51-100		RPI 101-999	
22- 4		0- 0		0- 2		OVERALL		2- 1		20- 1	
12- 1		0- 0		0- 1		HOME		1- 0		11- 0	
9- 3		0- 0		0- 1		AWAY		1- 1		8- 1	
1- 0		0- 0		0- 0		NEUTRAL		0- 0		1- 0	
10- 3		0- 0		0- 2		NON-CONFERENCE		2- 1		8- 0	
5- 1		0- 0		0- 1		HOME		1- 0		4- 0	
4- 2		0- 0		0- 1		AWAY		1- 1		3- 0	
1- 0		0- 0		0- 0		NEUTRAL		0- 0		1- 0	
12- 1		0- 0		0- 0		CONFERENCE		0- 0		12- 1	
7- 0		0- 0		0- 0		HOME		0- 0		7- 0	
5- 1		0- 0		0- 0		AWAY		0- 0		5- 1	
0- 0		0- 0		0- 0		NEUTRAL		0- 0		0- 0	

RPI 1-25				RPI 26-50				RPI 51-100				Team's RPI: 63				RPI 101+			
RPI	S	Opponent	Score	RPI	S	Opponent	Score	RPI	S	Opponent	Score	RPI	S	Opponent	Score	RPI	S	Opponent	Score
43	A	Oregon St.	47 61	44	H	UCF	55 62	75	A	Fordham	62 70	78	A	Saint Mary's (CA)	74 50	117	N	Yale	71 61
								92	H	Washington St.	91 76					128	H	Portland St.	79 67
																154	H	San Francisco	72 55
																161	A	Cal Poly	80 76
																161	H	Cal Poly	85 77
																165	A	UC Irvine	76 67
																178	A	Pacific	90 58
																189	A	UC Santa Barbara	68 61
																189	H	UC Santa Barbara	69 63
																206	A	CSUN	71 75
																206	H	CSUN	72 46
																220	A	Seattle U	79 53
																229	H	UC Riverside	74 63
																231	H	Pepperdine	69 64
																247	A	Hawaii	68 56
																247	H	Hawaii	76 52
																278	H	Sacramento St.	79 72
																321	A	Long Beach St.	83 71
																321	H	Long Beach St.	79 49
																322	A	Southern Utah	85 59
																325	H	Cal St. Fullerton	67 53
LAST 12 Division I GAMES:																			
247	A	Hawaii	68 56	189	H	UC Santa Barbara	69 63	325	H	Cal St. Fullerton	67 53								
321	H	Long Beach St.	79 49	161	A	Cal Poly	80 76	189	A	UC Santa Barbara	68 61								
206	H	CSUN	72 46	229	H	UC Riverside	74 63	247	H	Hawaii	76 52								
161	H	Cal Poly	85 77																
206	A	CSUN	71 75																
321	A	Long Beach St.	83 71																

Non-Div I Games:

UC Irvine				Through Games Of Feb. 17, 2018						
Average RPI Win:	250	WON-LOST	WINNING	LAST 10	STRENGTH OF	OPP. STRENGTH	TEAM	ADJ.	CONF.	ADJ CONF.
Average RPI Loss:	135	RECORD	PCT. RANK	GAMES	SCHEDULE	OF SCHEDULE	RPI	RPI	RPI	RPI
DIV. I ONLY	16- 9	91	8- 2	300	186	165	165	21	21	
DIV. I NON-CONF.	7- 6	165	0- 0	293	216	215	215	20	20	

TOTALS	RPI 1-25	RPI 26-50	W-L RECORDS	RPI 51-100	RPI 101-999	RPI 201+				
16- 9	0- 0	0- 0	OVERALL	0- 3	16- 6	14- 1				
8- 3	0- 0	0- 0	HOME	0- 1	8- 2	6- 0				
8- 4	0- 0	0- 0	AWAY	0- 2	8- 2	8- 0				
0- 2	0- 0	0- 0	NEUTRAL	0- 0	0- 2	0- 1				
7- 6	0- 0	0- 0	NON-CONFERENCE	0- 2	7- 4	7- 1				
3- 2	0- 0	0- 0	HOME	0- 0	3- 2	3- 0				
4- 2	0- 0	0- 0	AWAY	0- 2	4- 0	4- 0				
0- 2	0- 0	0- 0	NEUTRAL	0- 0	0- 2	0- 1				
9- 3	0- 0	0- 0	CONFERENCE	0- 1	9- 2	7- 0				
5- 1	0- 0	0- 0	HOME	0- 1	5- 0	3- 0				
4- 2	0- 0	0- 0	AWAY	0- 0	4- 2	4- 0				
0- 0	0- 0	0- 0	NEUTRAL	0- 0	0- 0	0- 0				

RPI 1-25				RPI 26-50				RPI 51-100				RPI 101+ Team's RPI: 165			
RPI	S	Opponent	Score	RPI	S	Opponent	Score	RPI	S	Opponent	Score	RPI	S	Opponent	Score
								63	H	UC Davis	67 76	128	H	Portland St.	72 82
								89	A	New Mexico	61 83	137	N	Wichita St.	53 76
								94	A	UNLV	54 73	141	H	Idaho St.	72 78
												161	A	Cal Poly	76 79
												161	H	Cal Poly	107 66
												189	A	UC Santa Barbara	55 82
												189	H	UC Santa Barbara	77 74
												206	H	CSUN	56 47
												216	A	CSU Bakersfield	72 59
												217	N	Illinois	59 65
												220	A	Seattle U	84 79
												229	A	UC Riverside	81 71
												229	H	UC Riverside	76 63
												231	H	Pepperdine	75 74
												244	A	San Diego St.	67 65
												247	A	Hawaii	74 67
												247	H	Hawaii	70 66
												296	H	Utah St.	87 84
												316	H	Portland	63 52
												321	A	Long Beach St.	100 81
												322	A	Southern Utah	71 64
												325	A	Cal St. Fullerton	76 60

LAST 12 Division I GAMES:															
				189	A	UC Santa Barbara	55 82	229	A	UC Riverside	81 71				
				161	H	Cal Poly	107 66	247	H	Hawaii	70 66				
				229	H	UC Riverside	76 63	161	A	Cal Poly	76 79				
				321	A	Long Beach St.	100 81	189	H	UC Santa Barbara	77 74				
				325	A	Cal St. Fullerton	76 60	247	A	Hawaii	74 67				
				206	H	CSUN	56 47	63	H	UC Davis	67 76				

Non-Div I Games: Chapman 92 57

UC Irvine

Average RPI Win:	216	WON-LOST	WINNING	LAST 10	STRENGTH OF	OPP. STRENGTH	TEAM	ADJ.	CONF.	ADJ CONF.
Average RPI Loss:	127	RECORD	PCT. RANK	GAMES	SCHEDULE	OF SCHEDULE	RPI	RPI	RPI	RPI
DIV. I ONLY	8- 18	272	4- 6	96	145	229	229	21	21	
DIV. I NON-CONF.	3- 11	289	0- 0	42	47	195	195	20	20	

TOTALS	RPI 1-25	RPI 26-50	W-L RECORDS	RPI 51-100	RPI 101-999	RPI 201+				
8- 18	0- 2	0- 3	OVERALL	1- 2	7- 11	5- 4				
6- 5	0- 0	0- 1	HOME	0- 0	6- 4	5- 0				
1- 11	0- 2	0- 2	AWAY	0- 2	1- 5	0- 2				
1- 2	0- 0	0- 0	NEUTRAL	1- 0	0- 2	0- 2				
3- 11	0- 2	0- 3	NON-CONFERENCE	1- 1	2- 5	1- 2				
1- 3	0- 0	0- 1	HOME	0- 0	1- 2	1- 0				
1- 6	0- 2	0- 2	AWAY	0- 1	1- 1	0- 0				
1- 2	0- 0	0- 0	NEUTRAL	1- 0	0- 2	0- 2				
5- 7	0- 0	0- 0	CONFERENCE	0- 1	5- 6	4- 2				
5- 2	0- 0	0- 0	HOME	0- 0	5- 2	4- 0				
0- 5	0- 0	0- 0	AWAY	0- 1	0- 4	0- 2				
0- 0	0- 0	0- 0	NEUTRAL	0- 0	0- 0	0- 0				

RPI 1-25				RPI 26-50				RPI 51-100				RPI 101+ Team's RPI: 229			
RPI	S	Opponent	Score	RPI	S	Opponent	Score	RPI	S	Opponent	Score	RPI	S	Opponent	Score
10	A	UCLA	48 68	39	A	Arizona St.	48 73	63	A	UC Davis	63 74	112	A	Iowa St.	66 89
13	A	Stanford	43 53	40	A	Minnesota	75 101	68	A	South Dakota	66 75	129	A	Fresno St.	68 56
				48	H	Southern Cal i forni a	46 64	94	N	UNLV	95 88	142	H	Loyol a Marymount	59 67
												161	A	Cal Poly	73 91
												161	H	Cal Poly	82 87
												165	A	UC Irvine	63 76
												165	H	UC Irvine	71 81
												169	H	UTEP	62 73
												189	H	UC Santa Barbara	84 76
												205	N	SMU	51 73
												206	A	CSUN	55 60
												206	H	CSUN	69 58
												216	H	CSU Bakersfi eld	68 65
												247	A	Hawai i	57 63
												247	H	Hawai i	79 57
												278	N	Sacramento St.	72 99
												321	H	Long Beach St.	77 53
												325	H	Cal St. Fullerton	63 50

LAST 12 Division I GAMES:															
206	H	CSUN	69 58	206	A	CSUN	55 60								
165	A	UC Irvine	63 76	247	H	Hawai i	79 57								
189	H	UC Santa Barbara	84 76	325	H	Cal St. Fullerton	63 50								
161	A	Cal Poly	73 91	63	A	UC Davis	63 74								
247	A	Hawai i	57 63	321	H	Long Beach St.	77 53								
165	H	UC Irvine	71 81	161	H	Cal Poly	82 87								

Non-Div I Games:

UC Riverside

Average RPI Win:	260	WON-LOST	WINNING	LAST 10	STRENGTH OF	OPP. STRENGTH	TEAM	ADJ.	CONF.	ADJ CONF.
Average RPI Loss:	135	RECORD	PCT. RANK	GAMES	SCHEDULE	OF SCHEDULE	RPI	RPI	RPI	RPI
DIV. I ONLY	11- 14	208	5- 5	145	254	189	189	21	21	
DIV. I NON-CONF.	3- 9	280	0- 0	82	239	219	219	20	20	

TOTALS	RPI 1-25	RPI 26-50	W-L RECORDS	RPI 51-100	RPI 101-999	RPI 201+				
11- 14	0- 1	0- 1	OVERALL	0- 4	11- 8	9- 4				
6- 5	0- 0	0- 0	HOME	0- 1	6- 4	4- 2				
5- 8	0- 1	0- 1	AWAY	0- 2	5- 4	5- 2				
0- 1	0- 0	0- 0	NEUTRAL	0- 1	0- 0	0- 0				
3- 9	0- 1	0- 1	NON-CONFERENCE	0- 2	3- 5	3- 2				
1- 3	0- 0	0- 0	HOME	0- 0	1- 3	1- 1				
2- 5	0- 1	0- 1	AWAY	0- 1	2- 2	2- 1				
0- 1	0- 0	0- 0	NEUTRAL	0- 1	0- 0	0- 0				
8- 5	0- 0	0- 0	CONFERENCE	0- 2	8- 3	6- 2				
5- 2	0- 0	0- 0	HOME	0- 1	5- 1	3- 1				
3- 3	0- 0	0- 0	AWAY	0- 1	3- 2	3- 1				
0- 0	0- 0	0- 0	NEUTRAL	0- 0	0- 0	0- 0				

RPI 1-25				RPI 26-50				RPI 51-100				RPI 101+ Team's RPI: 189			
RPI	S	Opponent	Score	RPI	S	Opponent	Score	RPI	S	Opponent	Score	RPI	S	Opponent	Score
10	A	UCLA	44 74	43	A	Oregon St.	49 74	63	A	UC Davis	63 69	129	H	Fresno St.	57 64
								63	H	UC Davis	61 68	142	A	Loyola Marymount	61 67
								78	A	Saint Mary's (CA)	59 89	161	H	Cal Poly	73 68
								80	N	UAB	54 67	165	A	UC Irvine	74 77
												165	H	UC Irvine	82 55
												184	H	San Diego	58 71
												206	A	CSUN	74 73
												206	H	CSUN	30 48
												220	H	Seattle U	71 77
												229	A	UC Riverside	76 84
												235	A	New Mexico St.	77 47
												244	H	San Diego St.	77 64
												247	H	Hawaii	71 61
												283	A	Santa Clara	63 68
												312	A	Northern Ari z.	96 93
												321	A	Long Beach St.	90 74
												321	H	Long Beach St.	51 44
												325	A	Cal St. Fullerton	59 52
												325	H	Cal St. Fullerton	78 59

LAST 12 Division I GAMES:															
165	H	UC Irvine	82 55	63	A	UC Davis	63 69	165	A	UC Irvine	74 77	161	H	Cal Poly	73 68
325	H	Cal St. Fullerton	78 59	321	A	Long Beach St.	90 74	206	A	CSUN	74 73				
325	A	Cal St. Fullerton	59 52	63	H	UC Davis	61 68								
229	A	UC Riverside	76 84												
247	H	Hawaii	71 61												
206	H	CSUN	30 48												

Non-Div I Games:

UC Santa Barbara

Average RPI Win:	168	WON-LOST	WINNING	LAST 10	STRENGTH OF	OPP. STRENGTH	TEAM	ADJ.	CONF.	ADJ CONF.
Average RPI Loss:	67	RECORD	PCT. RANK	GAMES	SCHEDULE	OF SCHEDULE	RPI	RPI	RPI	RPI
DIV. I ONLY	17- 8	74	7- 3	55	82	44	44	7	7	
DIV. I NON-CONF.	8- 5	111	0- 0	57	170	64	64	7	7	

TOTALS	RPI 1-25	RPI 26-50	W-L RECORDS	RPI 51-100	RPI 101-999	RPI 201+				
17- 8	0- 3	0- 0	OVERALL	3- 3	14- 2	4- 0				
9- 3	0- 1	0- 0	HOME	2- 2	7- 0	2- 0				
8- 5	0- 2	0- 0	AWAY	1- 1	7- 2	2- 0				
0- 0	0- 0	0- 0	NEUTRAL	0- 0	0- 0	0- 0				
8- 5	0- 0	0- 0	NON-CONFERENCE	2- 3	6- 2	2- 0				
4- 2	0- 0	0- 0	HOME	1- 2	3- 0	1- 0				
4- 3	0- 0	0- 0	AWAY	1- 1	3- 2	1- 0				
0- 0	0- 0	0- 0	NEUTRAL	0- 0	0- 0	0- 0				
9- 3	0- 3	0- 0	CONFERENCE	1- 0	8- 0	2- 0				
5- 1	0- 1	0- 0	HOME	1- 0	4- 0	1- 0				
4- 2	0- 2	0- 0	AWAY	0- 0	4- 0	1- 0				
0- 0	0- 0	0- 0	NEUTRAL	0- 0	0- 0	0- 0				

RPI	S	Opponent	Score	RPI	S	Opponent	Score	RPI	S	Opponent	Score	RPI	S	Opponent	Score
1	A	UConn	44 80					56	H	El on	57 71	115	A	Chattanooga	58 57
1	H	UConn	37 55					61	H	Mercer	64 73	132	A	Cincinnati	50 38
24	A	South Fla.	45 62					63	A	UC Davis	62 55	137	H	Wichita St.	59 53
								72	A	Virginia Tech	69 86	145	A	Samford	51 58
								76	H	IUPUI	63 59	150	H	UNI	53 43
								100	H	Tulane	59 51	171	A	Tulsa	47 44
												177	H	Davidson	62 54
												178	A	Pacific	74 78
												192	A	Boston U.	47 32
												193	A	Temple	64 57
												193	H	Temple	76 46
												201	H	Memphis	61 41
												205	A	SMU	60 42
												205	H	SMU	58 43
												219	A	Gardner-Webb	65 30
												329	H	Ga. Southern	62 38
LAST 12 Division I GAMES:															
193	A	Temple	64 57	100	H	Tulane	59 51								
1	H	UConn	37 55	24	A	South Fla.	45 62								
201	H	Memphis	61 41	1	A	UConn	44 80								
132	A	Cincinnati	50 38	137	H	Wichita St.	59 53								
171	A	Tulsa	47 44	205	A	SMU	60 42								
205	H	SMU	58 43	193	H	Temple	76 46								

Non-Div I Games:

UCF

Average RPI Win:	110	WON-LOST	WINNING	LAST 10	STRENGTH OF	OPP. STRENGTH	TEAM	ADJ.	CONF.	ADJ CONF.
Average RPI Loss:	24	RECORD	PCT. RANK	GAMES	SCHEDULE	OF SCHEDULE	RPI	RPI	RPI	RPI
DIV. I ONLY	21- 5	28	9- 1	14	8	10	10	5	5	
DIV. I NON-CONF.	9- 2	33	0- 0	31	13	16	16	3	3	

TOTALS	RPI 1-25	RPI 26-50	W-L RECORDS	RPI 51-100	RPI 101-999	RPI 201+				
21- 5	2- 3	7- 1	OVERALL	4- 1	8- 0	4- 0				
11- 2	2- 2	4- 0	HOME	0- 0	5- 0	4- 0				
8- 3	0- 1	2- 1	AWAY	3- 1	3- 0	0- 0				
2- 0	0- 0	1- 0	NEUTRAL	1- 0	0- 0	0- 0				
9- 2	1- 1	1- 0	NON-CONFERENCE	2- 1	5- 0	3- 0				
5- 1	1- 1	0- 0	HOME	0- 0	4- 0	3- 0				
2- 1	0- 0	0- 0	AWAY	1- 1	1- 0	0- 0				
2- 0	0- 0	1- 0	NEUTRAL	1- 0	0- 0	0- 0				
12- 3	1- 2	6- 1	CONFERENCE	2- 0	3- 0	1- 0				
6- 1	1- 1	4- 0	HOME	0- 0	1- 0	1- 0				
6- 2	0- 1	2- 1	AWAY	2- 0	2- 0	0- 0				
0- 0	0- 0	0- 0	NEUTRAL	0- 0	0- 0	0- 0				

RPI	S	Opponent	Score	RPI	S	Opponent	Score	RPI	S	Opponent	Score	RPI	S	Opponent	Score
1	H	UConn	60 78	34	A	Cal i forn i a	82 46	53	A	Okl ahoma St.	72 87	101	A	Seton Hal l	77 68
6	H	Bayl or	82 68	34	H	Cal i forn i a	60 52	75	A	Fordham	67 30	146	A	Col orado	93 55
8	H	Oregon	61 70	39	H	Ariz ona St.	71 63	88	N	Kansas St.	64 55	181	A	Washi ngton	86 69
13	A	Stanford	65 76	42	N	Creighton	72 63	92	A	Washi ngton St.	79 71	189	H	UC Santa Barbara	74 44
13	H	Stanford	64 53	43	A	Oregon St.	64 67	95	A	Utah	81 74	229	H	UC Ri versi de	68 48
				43	H	Oregon St.	84 49					250	H	San Jose St.	129 69
				48	A	Southern Cal i forn i a	84 70					272	H	Presbyter i an	76 40
				48	H	Southern Cal i forn i a	59 46					279	H	Ari zona	69 46
LAST 12 Di vi si on I GAMES:															
				43	A	Oregon St.	64 67	181	A	Washi ngton	86 69				
				39	H	Ariz ona St.	71 63	13	H	Stanford	64 53				
				279	H	Ari zona	69 46	34	H	Cal i forn i a	60 52				
				48	A	Southern Cal i forn i a	84 70	146	A	Col orado	93 55				
				48	H	Southern Cal i forn i a	59 46	95	A	Utah	81 74				
				92	A	Washi ngton St.	79 71	8	H	Oregon	61 70				

Non-Di v I Games:

UCLA

Average RPI Win: 80
Average RPI Loss: 0

WON-LOST
RECORD

WINNING
PCT. RANK

LAST 10
GAMES

STRENGTH OF
SCHEDULE

OPP. STRENGTH
OF SCHEDULE

TEAM
RPI

ADJ.
RPI

CONF.
RPI

ADJ CONF.
RPI

DIV. I ONLY	25- 0	1	10- 0	3	3	1	1	7	7
DIV. I NON-CONF.	13- 0	1	3- 0	1	1	1	1	7	7
<hr/>									
TOTALS	RPI 1-25	RPI 26-50	W-L RECORDS	RPI 51-100	RPI 101-999	RPI 201+			
25- 0	9- 0	4- 0	OVERALL	4- 0	8- 0	1- 0			
10- 0	3- 0	2- 0	HOME	1- 0	4- 0	0- 0			
11- 0	4- 0	2- 0	AWAY	1- 0	4- 0	1- 0			
4- 0	2- 0	0- 0	NEUTRAL	2- 0	0- 0	0- 0			
13- 0	8- 0	2- 0	NON-CONFERENCE	2- 0	1- 0	1- 0			
4- 0	3- 0	1- 0	HOME	0- 0	0- 0	0- 0			
5- 0	3- 0	1- 0	AWAY	0- 0	1- 0	1- 0			
4- 0	2- 0	0- 0	NEUTRAL	2- 0	0- 0	0- 0			
12- 0	1- 0	2- 0	CONFERENCE	2- 0	7- 0	0- 0			
6- 0	0- 0	1- 0	HOME	1- 0	4- 0	0- 0			
6- 0	1- 0	1- 0	AWAY	1- 0	3- 0	0- 0			
0- 0	0- 0	0- 0	NEUTRAL	0- 0	0- 0	0- 0			

RPI	S	Opponent	Score	RPI	S	Opponent	Score	RPI	S	Opponent	Score	RPI	S	Opponent	Score
2	H	Notre Dame	80 71	33	A	DePaul	103 69	54	A	Houston	95 35	132	H	Cincinnati	106 65
4	H	Louisville	69 58	34	H	California	82 47	59	N	Michigan St.	96 62	137	H	Wichita St.	124 43
10	A	UCLA	78 60	44	A	UCF	55 37	64	N	Duquesne	104 52	171	H	Tulsa	78 60
11	A	Texas	75 71	44	H	UCF	80 44	100	H	Tulane	98 45	193	A	Temple	113 57
13	N	Stanford	78 53									199	A	East Carolina	96 35
14	A	South Carolina	83 58									201	A	Memphis	93 36
20	H	Maryland	97 72									201	H	Memphis	97 49
24	A	South Fla.	100 49									208	A	Nevada	88 57
25	N	Oklahoma	88 64												
<hr/>															
LAST 12 Division I GAMES:															
4	H	Louisville	69 58	201	A	Memphis	93 36								
137	H	Wichita St.	124 43	193	A	Temple	113 57								
44	A	UCF	55 37	171	H	Tulsa	78 60								
132	H	Cincinnati	106 65	11	A	Texas	75 71								
14	A	South Carolina	83 58	54	A	Houston	95 35								
100	H	Tulane	98 45	44	H	UCF	80 44								

Non-Div I Games:

UConn

Average RPI Win: 318
Average RPI Loss: 169

WON-LOST
RECORD

WINNING
PCT. RANK

LAST 10
GAMES

STRENGTH OF
SCHEDULE

OPP. STRENGTH
OF SCHEDULE

TEAM
RPI

ADJ.
RPI

CONF.
RPI

ADJ CONF.
RPI

DIV. I ONLY	2- 24	342	1- 9	142	268	320	320	20	20
DIV. I NON-CONF.	0- 12	337	0- 0	221	277	340	340	24	24
<hr/>									
TOTALS	RPI 1-25	RPI 26-50	W-L RECORDS	RPI 51-100	RPI 101-999	RPI 201+			
2- 24	0- 0	0- 1	OVERALL	0- 6	2- 17	2- 8			
1- 10	0- 0	0- 0	HOME	0- 3	1- 7	1- 3			
1- 12	0- 0	0- 1	AWAY	0- 3	1- 8	1- 3			
0- 2	0- 0	0- 0	NEUTRAL	0- 0	0- 2	0- 2			
0- 12	0- 0	0- 1	NON-CONFERENCE	0- 2	0- 9	0- 7			
0- 4	0- 0	0- 0	HOME	0- 1	0- 3	0- 2			
0- 6	0- 0	0- 1	AWAY	0- 1	0- 4	0- 3			
0- 2	0- 0	0- 0	NEUTRAL	0- 0	0- 2	0- 2			
2- 12	0- 0	0- 0	CONFERENCE	0- 4	2- 8	2- 1			
1- 6	0- 0	0- 0	HOME	0- 2	1- 4	1- 1			
1- 6	0- 0	0- 0	AWAY	0- 2	1- 4	1- 0			
0- 0	0- 0	0- 0	NEUTRAL	0- 0	0- 0	0- 0			

RPI 1-25				RPI 26-50				RPI 51-100				RPI 101+				Team's RPI: 320	
RPI	S	Opponent	Score	RPI	S	Opponent	Score	RPI	S	Opponent	Score	RPI	S	Opponent	Score		
35	A	Princeton	40 77	55	H	American	48 61	104	A	George Mason	38 58						
				75	A	Fordham	46 55	151	A	Binghamton	51 81						
				81	A	Maine	36 69	151	H	Binghamton	53 68						
				81	A	Albany (NY)	45 79	159	A	Hartford	54 65						
				81	H	Albany (NY)	75 78	172	H	Denver	48 70						
				81	H	Maine	50 64	182	A	New Hampshire	51 56						
								182	H	New Hampshire	46 51						
								184	A	Stony Brook	49 53						
								184	H	Stony Brook	44 69						
								215	H	Columbia	44 60						
								240	A	Hofstra	55 71						
								259	N	St. Bonaventure	54 63						
								263	A	Towson	64 95						
								271	A	UMES	43 66						
								275	N	North Dakota St.	53 67						
								289	H	LIU Brooklyn	52 66						
								291	A	Vermont	52 51						
								291	H	Vermont	58 72						
								344	H	UMass Lowell	66 54						
LAST 12 Division I GAMES:																	
81	A	Albany (NY)	45 79	81	A	Maine	36 69										
184	A	Stony Brook	49 53	151	A	Binghamton	51 81										
182	H	New Hampshire	46 51	81	H	Albany (NY)	75 78										
151	H	Binghamton	53 68	159	A	Hartford	54 65										
291	A	Vermont	52 51	344	H	UMass Lowell	66 54										
184	H	Stony Brook	44 69	81	H	Maine	50 64										

Non-Div I Games: Gettysburg 72 45

UMBC

U
M
E
S

U
M
E
S

UMES

Page 306

UMKC				Through Games Of Feb. 17, 2018							
Average RPI Win:		267	WON-LOST RECORD	WINNING PCT. RANK	LAST 10 GAMES	STRENGTH OF SCHEDULE	OPP. STRENGTH OF SCHEDULE	TEAM RPI	ADJ. RPI	CONF. RPI	ADJ CONF. RPI
Average RPI Loss:		187									
DIV. I ONLY		6- 17	297	4- 6	222	292	282	282	31	31	
DIV. I NON-CONF.		1- 11	331	0- 0	155	123	293	293	31	31	

TOTALS		RPI 1-25	RPI 26-50	W-L RECORDS		RPI 51-100	RPI 101-999	RPI 201+			
6- 17		0- 0	0- 1	OVERALL		0- 1	6- 15	5- 8			
2- 6		0- 0	0- 1	HOME		0- 0	2- 5	2- 3			
3- 11		0- 0	0- 0	AWAY		0- 1	3- 10	3- 5			
1- 0		0- 0	0- 0	NEUTRAL		0- 0	1- 0	0- 0			
1- 11		0- 0	0- 1	NON-CONFERENCE		0- 1	1- 9	0- 2			
0- 3		0- 0	0- 1	HOME		0- 0	0- 2	0- 0			
0- 8		0- 0	0- 0	AWAY		0- 1	0- 7	0- 2			
1- 0		0- 0	0- 0	NEUTRAL		0- 0	1- 0	0- 0			
5- 6		0- 0	0- 0	CONFERENCE		0- 0	5- 6	5- 6			
2- 3		0- 0	0- 0	HOME		0- 0	2- 3	2- 3			
3- 3		0- 0	0- 0	AWAY		0- 0	3- 3	3- 3			
0- 0		0- 0	0- 0	NEUTRAL		0- 0	0- 0	0- 0			

RPI 1-25				RPI 26-50				RPI 51-100				RPI 101+ Team's RPI: 282			
RPI	S	Opponent	Score	RPI	S	Opponent	Score	RPI	S	Opponent	Score	RPI	S	Opponent	Score
				36	H	Northern Colo.	73 88	65	A	Nebraska	60 80	110	A	Western Ill.	71 90
												112	A	Iowa St.	45 61
												137	A	Wichita St.	63 72
												157	A	Kansas	48 63
												171	A	Tulsa	52 76
												172	H	Denver	68 77
												183	N	Stetson	67 50
												186	H	Oral Roberts	73 76
												216	A	CSU Bakersfield	60 58
												216	H	CSU Bakersfield	62 76
												220	A	Seattle U	62 66
												220	H	Seattle U	58 62
												235	A	New Mexico St.	62 70
												237	A	Fla. Atlantic	55 65
												251	A	Illinois St.	53 64
												276	A	Grand Canyon	62 59
												276	H	Grand Canyon	84 82
												308	A	UTRGV	54 52
												327	A	Utah Valley	65 68
												327	H	Utah Valley	59 66
												345	H	Chicago St.	106 47

LAST 12 Division I GAMES:															
				345	H	Chicago St.	106 47	276	A	Grand Canyon	62 59				
				327	A	Utah Valley	65 68	216	A	CSU Bakersfield	60 58				
				220	A	Seattle U	62 66	220	H	Seattle U	58 62				
				216	H	CSU Bakersfield	62 76	327	H	Utah Valley	59 66				
				276	H	Grand Canyon	84 82	308	A	UTRGV	54 52				
				235	A	New Mexico St.	62 70	237	A	Fla. Atlantic	55 65				

Non-Div I Games: Lincoln (MO) 98 41 Harris-Stowe 114 59 Cent. Christian Bib90 10

UMKC

Loss, Non-Conf, S Site, H Home A Away N Neutral

Average RPI Win: 285	WON-LOST RECORD	WINNING PCT. RANK	LAST 10 GAMES	STRENGTH OF SCHEDULE	OPP. STRENGTH OF SCHEDULE	TEAM RPI	ADJ. RPI	CONF. RPI	ADJ CONF. RPI
Average RPI Loss: 211									
DIV. I ONLY	3- 23	333	1- 9	311	302	344	344	20	20
DIV. I NON-CONF.	2- 10	300	0- 0	348	345	348	348	24	24
<hr/>									
TOTALS	RPI 1-25	RPI 26-50	W-L RECORDS	RPI 51-100	RPI 101-999	RPI 201+			
3- 23	0- 0	0- 0	OVERALL	0- 4	3- 19	3- 12			
2- 9	0- 0	0- 0	HOME	0- 2	2- 7	2- 4			
1- 14	0- 0	0- 0	AWAY	0- 2	1- 12	1- 8			
0- 0	0- 0	0- 0	NEUTRAL	0- 0	0- 0	0- 0			
2- 10	0- 0	0- 0	NON-CONFERENCE	0- 0	2- 10	2- 10			
1- 4	0- 0	0- 0	HOME	0- 0	1- 4	1- 4			
1- 6	0- 0	0- 0	AWAY	0- 0	1- 6	1- 6			
0- 0	0- 0	0- 0	NEUTRAL	0- 0	0- 0	0- 0			
1- 13	0- 0	0- 0	CONFERENCE	0- 4	1- 9	1- 2			
1- 5	0- 0	0- 0	HOME	0- 2	1- 3	1- 0			
0- 8	0- 0	0- 0	AWAY	0- 2	0- 6	0- 2			
0- 0	0- 0	0- 0	NEUTRAL	0- 0	0- 0	0- 0			

RPI 1-25				RPI 26-50				RPI 51-100				RPI 101+				Team's RPI: 344
RPI	S	Opponent	Score	RPI	S	Opponent	Score	RPI	S	Opponent	Score	RPI	S	Opponent	Score	
								81	A	Albany (NY)	60 93	151	A	Binghamton	38 52	
								81	A	Maine	65 70	151	H	Binghamton	46 76	
								81	H	Albany (NY)	52 61	159	A	Hartford	56 78	
								81	H	Maine	51 69	159	H	Hartford	42 81	
												182	A	New Hampshire	45 66	
												184	A	Stony Brook	50 59	
												184	H	Stony Brook	60 63	
												215	H	Columbia	77 70	
												227	A	Texas Tech	65 93	
												245	H	Holy Cross	56 84	
												256	A	Fairfield	67 78	
												260	H	Morgan St.	59 65	
												265	H	Cornell	53 71	
												268	A	Colgate	64 84	
												269	A	Fairleigh Dickinson	51 60	
												280	H	Massachusetts	63 73	
												291	A	Vermont	55 63	
												291	H	Vermont	65 60	
												320	A	UMBC	54 66	
												324	A	Rhode Island	64 81	
												347	A	Longwood	82 84	
												348	A	Saint Peter's	66 60	
<hr/>																
LAST 12 Division I GAMES:																
				151	A	Binghamton	38 52					159	A	Hartford	56 78	
				81	A	Maine	65 70					184	A	Stony Brook	50 59	
				291	H	Vermont	65 60					151	H	Binghamton	46 76	
				184	H	Stony Brook	60 63					81	H	Albany (NY)	52 61	
				81	A	Albany (NY)	60 93					182	A	New Hampshire	45 66	
				81	H	Maine	51 69					320	A	UMBC	54 66	

Non-Div I Games: Fisher 102 47

UMass Lowell

Average RPI Win:	260	WON-LOST	WINNING	LAST 10	STRENGTH OF	OPP. STRENGTH	TEAM	ADJ.	CONF.	ADJ CONF.
Average RPI Loss:	166	RECORD	PCT. RANK	GAMES	SCHEDULE	OF SCHEDULE	RPI	RPI	RPI	RPI
DIV. I ONLY	12- 12	175	7- 3	263	274	223	223	27	27	
DIV. I NON-CONF.	2- 8	290	0- 0	267	156	306	306	28	28	

TOTALS	RPI 1-25	RPI 26-50	W-L RECORDS	RPI 51-100	RPI 101-999	RPI 201+				
12- 12	0- 1	0- 0	OVERALL	1- 2	11- 9	9- 3				
5- 7	0- 0	0- 0	HOME	1- 1	4- 6	4- 1				
7- 5	0- 1	0- 0	AWAY	0- 1	7- 3	5- 2				
0- 0	0- 0	0- 0	NEUTRAL	0- 0	0- 0	0- 0				
2- 8	0- 1	0- 0	NON-CONFERENCE	0- 1	2- 6	2- 2				
1- 4	0- 0	0- 0	HOME	0- 1	1- 3	1- 0				
1- 4	0- 1	0- 0	AWAY	0- 0	1- 3	1- 2				
0- 0	0- 0	0- 0	NEUTRAL	0- 0	0- 0	0- 0				
10- 4	0- 0	0- 0	CONFERENCE	1- 1	9- 3	7- 1				
4- 3	0- 0	0- 0	HOME	1- 0	3- 3	3- 1				
6- 1	0- 0	0- 0	AWAY	0- 1	6- 0	4- 0				
0- 0	0- 0	0- 0	NEUTRAL	0- 0	0- 0	0- 0				

RPI 1-25				RPI 26-50				RPI 51-100				RPI 101+				Team's RPI: 223
RPI	S	Opponent	Score	RPI	S	Opponent	Score	RPI	S	Opponent	Score	RPI	S	Opponent	Score	
19	A	NC State	55 87					61	H	Mercer	56 67	114	H	Middle Tenn.	57 72	
								85	A	Liberty	48 53	138	H	Charlotte	47 51	
								85	H	Liberty	48 41	148	A	Radford	67 56	
												148	H	Radford	48 64	
												174	H	Furman	63 71	
												177	A	Davidson	50 58	
												198	A	High Point	78 59	
												198	H	High Point	45 58	
												219	A	Gardner-Webb	61 60	
												262	A	Campbell	60 52	
												270	H	Appalachian St.	69 60	
												272	H	Presbyterian	74 76	
												286	A	USC Upstate	76 70	
												298	A	Wofford	68 70	
												306	A	Western Caro.	52 62	
												309	A	Charleston So.	78 61	
												309	H	Charleston So.	71 69	
												341	A	Winthrop	70 48	
												341	H	Winthrop	63 51	
												347	H	Longwood	82 52	

LAST 12 Division I GAMES:																
				85	A	Liberty	48 53	272	H	Presbyterian	74 76					
				309	H	Charleston So.	71 69	309	A	Charleston So.	78 61					
				198	A	High Point	78 59	341	A	Winthrop	70 48					
				148	H	Radford	48 64	85	H	Liberty	48 41					
				341	H	Winthrop	63 51	347	H	Longwood	82 52					
				219	A	Gardner-Webb	61 60	148	A	Radford	67 56					

Non-Div I Games: Warren Wilson 100 53

UNC Asheville

Loss,
Non-Conf, S Site,
H Home
A Away
N Neutral

U
N
C
G

U
N
C
G

UNCG

Page 310

Average RPI Win: **261**
Average RPI Loss: **149**

WON-LOST
RECORD

WINNING
PCT. RANK

LAST 10
GAMES

STRENGTH OF
SCHEDULE

OPP. STRENGTH
OF SCHEDULE

TEAM
RPI

ADJ.
RPI

CONF.
RPI

ADJ CONF.
RPI

DIV. I ONLY	7- 16	275	2- 8	199	187	264	264	10	10
DIV. I NON-CONF.	5- 4	146	0- 0	331	257	230	230	12	12
<hr/>									
TOTALS	RPI 1-25	RPI 26-50	W-L RECORDS	RPI 51-100	RPI 101-999	RPI 201+			
7- 16	0- 0	0- 0	OVERALL	0- 4	7- 12	5- 4			
4- 7	0- 0	0- 0	HOME	0- 2	4- 5	3- 2			
3- 9	0- 0	0- 0	AWAY	0- 2	3- 7	2- 2			
0- 0	0- 0	0- 0	NEUTRAL	0- 0	0- 0	0- 0			
5- 4	0- 0	0- 0	NON-CONFERENCE	0- 0	5- 4	4- 1			
4- 0	0- 0	0- 0	HOME	0- 0	4- 0	3- 0			
1- 4	0- 0	0- 0	AWAY	0- 0	1- 4	1- 1			
0- 0	0- 0	0- 0	NEUTRAL	0- 0	0- 0	0- 0			
2- 12	0- 0	0- 0	CONFERENCE	0- 4	2- 8	1- 3			
0- 7	0- 0	0- 0	HOME	0- 2	0- 5	0- 2			
2- 5	0- 0	0- 0	AWAY	0- 2	2- 3	1- 1			
0- 0	0- 0	0- 0	NEUTRAL	0- 0	0- 0	0- 0			

RPI 1-25				RPI 26-50				RPI 51-100				RPI 101+ Team's RPI: 264			
RPI	S	Opponent	Score	RPI	S	Opponent	Score	RPI	S	Opponent	Score	RPI	S	Opponent	Score
								56	A	Elon	67 75	105	A	North Carolina	60 86
								57	A	Drexel	42 68	125	A	Delaware	62 80
								57	H	Drexel	40 58	125	H	Delaware	49 82
								67	H	James Madison	48 63	136	A	Northeastern	39 56
												136	H	Northeastern	47 54
												160	A	William & Mary	64 49
												160	H	William & Mary	53 66
												168	A	Pittsburgh	55 74
												174	A	Furman	71 76
												199	H	East Carolina	66 62
												240	A	Hofstra	59 55
												240	H	Hofstra	61 69
												253	H	Col. of Charleston	63 72
												255	A	Coastal Caro.	41 57
												263	A	Towson	71 72
												281	H	VCU	83 67
												298	A	Wofford	65 60
												315	H	Georgia St.	74 62
												333	H	N. C. Central	89 63
LAST 12 Division I GAMES:															
160	A	William & Mary	64 49	67	H	James Madison	48 63	125	H	Delaware	49 82				
57	H	Drexel	40 58	57	A	Drexel	42 68	263	A	Towson	71 72				
253	H	Col. of Charleston	63 72	240	H	Hofstra	61 69	136	H	Northeastern	47 54				
240	A	Hofstra	59 55	125	A	Delaware	62 80								
136	A	Northeastern	39 56												
125	A	Delaware	62 80												

Non-Div I Games: Catawba 74 59 UNC Pembroke 73 64

UNCW

Loss, Non-Conf, S Site, H Home A Away N Neutral

UNI					Through Games Of Feb. 17, 2018															
Average RPI Win:		232	WON-LOST		WINNING		LAST 10		STRENGTH OF		OPP. STRENGTH		TEAM		ADJ.		CONF.		ADJ CONF.	
Average RPI Loss:		95	RECORD		PCT. RANK		GAMES		SCHEDULE		OF SCHEDULE		RPI		RPI		RPI		RPI	
DIV. I ONLY			12- 12		175		7- 3		154		129		150		150		24		24	
DIV. I NON-CONF.			3- 7		254		0- 0		29		7		123		123		22		22	
TOTALS		RPI 1-25		RPI 26-50		W-L RECORDS		RPI 51-100		RPI 101-999		RPI 201+								
12- 12		0- 1		0- 3		OVERALL		2- 3		10- 5		8- 1								
6- 4		0- 1		0- 0		HOME		0- 2		6- 1		4- 0								
5- 8		0- 0		0- 3		AWAY		1- 1		4- 4		4- 1								
1- 0		0- 0		0- 0		NEUTRAL		1- 0		0- 0		0- 0								
3- 7		0- 1		0- 3		NON-CONFERENCE		2- 1		1- 2		0- 1								
1- 2		0- 1		0- 0		HOME		0- 1		1- 0		0- 0								
1- 5		0- 0		0- 3		AWAY		1- 0		0- 2		0- 1								
1- 0		0- 0		0- 0		NEUTRAL		1- 0		0- 0		0- 0								
9- 5		0- 0		0- 0		CONFERENCE		0- 2		9- 3		8- 0								
5- 2		0- 0		0- 0		HOME		0- 1		5- 1		4- 0								
4- 3		0- 0		0- 0		AWAY		0- 1		4- 2		4- 0								
0- 0		0- 0		0- 0		NEUTRAL		0- 0		0- 0		0- 0								

RPI 1-25				RPI 26-50				RPI 51-100				RPI 101+				Team's RPI: 150
RPI	S	Opponent	Score	RPI	S	Opponent	Score	RPI	S	Opponent	Score	RPI	S	Opponent	Score	
18	H	Iowa	47 71	32	A	South Dakota St.	47 57	74	N	Wyoming	55 40	103	A	Missouri St.	52 62	
				42	A	Creighton	78 89	76	H	IUPUI	48 54	103	H	Missouri St.	52 57	
				44	A	UCF	43 53	79	A	Drake	64 81	112	H	Iowa St.	57 53	
								79	H	Drake	67 72	147	A	Southern Ill.	53 60	
								88	A	Kansas St.	72 71	147	H	Southern Ill.	71 63	
												176	A	North Dakota	72 80	
												238	A	Omaha	74 78	
												251	A	Illinois St.	58 36	
												257	A	Bradley	51 40	
												277	A	Indiana St.	56 46	
												277	H	Indiana St.	59 53	
												293	H	Valparaiso	77 56	
												313	H	Loyola Chicago	70 41	
												349	A	Evansville	85 60	
												349	H	Evansville	65 41	

LAST 12 Division I GAMES:																
				79	H	Drake	67 72	257	A	Bradley	51 40					
				349	A	Evansville	85 60	79	A	Drake	64 81					
				277	A	Indiana St.	56 46	277	H	Indiana St.	59 53					
				147	H	Southern Ill.	71 63	349	H	Evansville	65 41					
				103	H	Missouri St.	52 57	103	A	Missouri St.	52 62					
				251	A	Illinois St.	58 36	147	A	Southern Ill.	53 60					

Non-Div I Games: Wis.-Parkside 92 62

UNI

UNLV				Through Games Of Feb. 17, 2018									
Average RPI Win:		208	WON-LOST		WINNING	LAST 10	STRENGTH OF		OPP. STRENGTH	TEAM	ADJ.	CONF.	ADJ CONF.
Average RPI Loss:		78	RECORD		PCT. RANK	GAMES	SCHEDULE		OF SCHEDULE	RPI	RPI	RPI	RPI
DIV. I ONLY			16- 9	91	8- 2	99	106	94	94	16	16		
DIV. I NON-CONF.			5- 6	187	0- 0	8	68	94	94	13	13		

TOTALS		RPI 1-25		RPI 26-50		W-L RECORDS		RPI 51-100		RPI 101-999		RPI 201+	
16- 9		0- 3		1- 2		OVERALL		1- 1		14- 3		10- 1	
10- 4		0- 1		0- 2		HOME		0- 0		10- 1		6- 0	
6- 3		0- 1		1- 0		AWAY		1- 1		4- 1		4- 0	
0- 2		0- 1		0- 0		NEUTRAL		0- 0		0- 1		0- 1	
5- 6		0- 3		1- 2		NON-CONFERENCE		0- 0		4- 1		2- 1	
4- 3		0- 1		0- 2		HOME		0- 0		4- 0		2- 0	
1- 1		0- 1		1- 0		AWAY		0- 0		0- 0		0- 0	
0- 2		0- 1		0- 0		NEUTRAL		0- 0		0- 1		0- 1	
11- 3		0- 0		0- 0		CONFERENCE		1- 1		10- 2		8- 0	
6- 1		0- 0		0- 0		HOME		0- 0		6- 1		4- 0	
5- 2		0- 0		0- 0		AWAY		1- 1		4- 1		4- 0	
0- 0		0- 0		0- 0		NEUTRAL		0- 0		0- 0		0- 0	

RPI 1-25				RPI 26-50				RPI 51-100				RPI 101+			
RPI	S	Opponent	Score	RPI	S	Opponent	Score	RPI	S	Opponent	Score	RPI	S	Opponent	Score
3	H	Mississippi St.	63 103	31	H	Syracuse	55 69	74	A	Wyoming	56 69	121	H	Colorado St.	56 52
13	A	Stanford	33 74	40	H	Minnesota	72 79	89	A	New Mexico	68 66	128	H	Portland St.	88 80
15	N	Buffalo	53 80	46	A	Gonzaga	52 50					129	H	Fresno St.	72 74
												164	A	Boise St.	60 69
												164	H	Boise St.	77 54
												165	H	UC Irvine	73 54
												208	H	Nevada	77 75
												229	N	UC Riverside	88 95
												240	H	Hofstra	68 52
												244	A	San Diego St.	75 64
												244	H	San Diego St.	73 67
												250	A	San Jose St.	80 53
												250	H	San Jose St.	79 60
												276	H	Grand Canyon	76 47
												296	A	Utah St.	63 54
												307	A	Air Force	67 59
												307	H	Air Force	69 57

LAST 12 Division I GAMES:															
244	H	San Diego St.	73 67	244	A	San Diego St.	75 64								
307	A	Air Force	67 59	129	H	Fresno St.	72 74								
74	A	Wyoming	56 69	121	H	Colorado St.	56 52								
208	H	Nevada	77 75	89	A	New Mexico	68 66								
164	H	Boise St.	77 54	307	H	Air Force	69 57								
250	A	San Jose St.	80 53	296	A	Utah St.	63 54								

Non-Div I Games:

UNLV

Average RPI Win:	290	WON-LOST	WINNING	LAST 10	STRENGTH OF	OPP. STRENGTH	TEAM	ADJ.	CONF.	ADJ CONF.
Average RPI Loss:	168	RECORD	PCT. RANK	GAMES	SCHEDULE	OF SCHEDULE	RPI	RPI	RPI	RPI
DIV. I ONLY	7- 17	280	4- 6	196	303	286	286	23	23	
DIV. I NON-CONF.	2- 10	300	0- 0	233	335	333	333	21	21	

TOTALS	RPI 1-25	RPI 26-50	W-L RECORDS	RPI 51-100	RPI 101-999	RPI 201+				
7- 17	0- 0	0- 2	OVERALL	0- 4	7- 11	6- 7				
5- 7	0- 0	0- 1	HOME	0- 1	5- 5	4- 4				
2- 10	0- 0	0- 1	AWAY	0- 3	2- 6	2- 3				
0- 0	0- 0	0- 0	NEUTRAL	0- 0	0- 0	0- 0				
2- 10	0- 0	0- 0	NON-CONFERENCE	0- 2	2- 8	2- 5				
2- 4	0- 0	0- 0	HOME	0- 0	2- 4	2- 3				
0- 6	0- 0	0- 0	AWAY	0- 2	0- 4	0- 2				
0- 0	0- 0	0- 0	NEUTRAL	0- 0	0- 0	0- 0				
5- 7	0- 0	0- 2	CONFERENCE	0- 2	5- 3	4- 2				
3- 3	0- 0	0- 1	HOME	0- 1	3- 1	2- 1				
2- 4	0- 0	0- 1	AWAY	0- 1	2- 2	2- 1				
0- 0	0- 0	0- 0	NEUTRAL	0- 0	0- 0	0- 0				

RPI 1-25				RPI 26-50				RPI 51-100				RPI 101+				Team's RPI: 286
RPI	S	Opponent	Score	RPI	S	Opponent	Score	RPI	S	Opponent	Score	RPI	S	Opponent	Score	
				50	A	FGCU	60 93	53	A	Oklahoma St.	71 108	160	A	William & Mary	63 83	
				50	H	FGCU	44 88	72	A	Virginia Tech	56 87	174	H	Furman	59 80	
								93	A	Jacksonville	49 65	183	A	Stetson	61 62	
								93	H	Jacksonville	45 71	183	H	Stetson	69 64	
												199	A	East Carolina	53 66	
												219	A	Gardner-Webb	39 60	
												223	H	UNC Asheville	70 76	
												238	H	Omaha	66 69	
												254	H	North Florida	61 65	
												258	A	Lipscomb	78 97	
												258	H	Lipscomb	80 64	
												262	A	Campbell	49 69	
												272	H	Presbyterian	69 83	
												301	A	Kennesaw St.	70 64	
												301	H	Kennesaw St.	65 61	
												317	H	South Carolina St.	63 44	
												333	H	N.C. Central	66 61	
												338	A	NJIT	95 57	

LAST 12 Division I GAMES:																
				93	A	Jacksonville	49 65	301	H	Kennesaw St.	65 61					
				183	H	Stetson	69 64	93	H	Jacksonville	45 71					
				50	H	FGCU	44 88	254	H	North Florida	61 65					
				258	H	Lipscomb	80 64	50	A	FGCU	60 93					
				301	A	Kennesaw St.	70 64	183	A	Stetson	61 62					
				258	A	Lipscomb	78 97	338	A	NJIT	95 57					

Non-Div I Games: Brevard 109 39 Converse 71 51 Bob Jones 79 45

USC Upstate

Loss, Non-Conf, S Site, H Home A Away N Neutral

Average RPI Win:	232	WON-LOST	WINNING	LAST 10	STRENGTH OF	OPP. STRENGTH	TEAM	ADJ.	CONF.	ADJ CONF.
Average RPI Loss:	144	RECORD	PCT. RANK	GAMES	SCHEDULE	OF SCHEDULE	RPI	RPI	RPI	RPI
DIV. I ONLY	16- 10	107	8- 2	294	171	162	162	22	22	
DIV. I NON-CONF.	6- 5	153	0- 0	230	53	160	160	23	23	

TOTALS	RPI 1-25	RPI 26-50	W-L RECORDS	RPI 51-100	RPI 101-999	RPI 201+				
16- 10	0- 0	0- 0	OVERALL	0- 4	16- 6	9- 2				
11- 2	0- 0	0- 0	HOME	0- 1	11- 1	5- 0				
5- 8	0- 0	0- 0	AWAY	0- 3	5- 5	4- 2				
0- 0	0- 0	0- 0	NEUTRAL	0- 0	0- 0	0- 0				
6- 5	0- 0	0- 0	NON-CONFERENCE	0- 4	6- 1	3- 0				
5- 1	0- 0	0- 0	HOME	0- 1	5- 0	2- 0				
1- 4	0- 0	0- 0	AWAY	0- 3	1- 1	1- 0				
0- 0	0- 0	0- 0	NEUTRAL	0- 0	0- 0	0- 0				
10- 5	0- 0	0- 0	CONFERENCE	0- 0	10- 5	6- 2				
6- 1	0- 0	0- 0	HOME	0- 0	6- 1	3- 0				
4- 4	0- 0	0- 0	AWAY	0- 0	4- 4	3- 2				
0- 0	0- 0	0- 0	NEUTRAL	0- 0	0- 0	0- 0				

RPI 1-25				RPI 26-50				RPI 51-100				RPI 101+				Team's RPI: 162	
RPI	S	Opponent	Score	RPI	S	Opponent	Score	RPI	S	Opponent	Score	RPI	S	Opponent	Score		
								54	H	Houston	58	62	106	A	Li ttle Rock	57	59
								62	A	Georgia Tech	52	80	108	A	Arkansas	57	91
								88	A	Kansas St.	56	70	129	H	Fresno St.	67	54
								95	A	Utah	41	71	134	H	Texas St.	61	59
												144	H	South Ala.	63	76	
												154	H	San Francisco	56	54	
												166	H	Troy	76	57	
												175	A	Loui si ana	38	34	
												175	H	Loui si ana	63	61	
												186	H	Oral Roberts	70	46	
												197	A	Arkansas St.	80	85	
												205	H	SMU	58	55	
												255	A	Coastal Caro.	76	89	
												255	H	Coastal Caro.	65	63	
												270	A	Appal achi an St.	64	60	
												270	H	Appal achi an St.	49	48	
												294	A	UTSA	69	68	
												310	H	Incarnate Word	61	48	
												315	A	Georgi a St.	81	76	
												329	A	Ga. Southern	68	73	
												336	A	La. -Monroe	80	53	
												336	H	La. -Monroe	70	61	

LAST 12 Division I GAMES:																	
				175	A	Loui si ana	38	34	315	A	Georgi a St.	81	76				
				336	A	La. -Monroe	80	53	336	H	La. -Monroe	70	61				
				134	H	Texas St.	61	59	175	H	Loui si ana	63	61				
				255	H	Coastal Caro.	65	63	197	A	Arkansas St.	80	85				
				270	H	Appal achi an St.	49	48	106	A	Li ttle Rock	57	59				
				329	A	Ga. Southern	68	73	144	H	South Ala.	63	76				

Non-Div I Games:

UT Arlington

Average RPI Win:	274	WON-LOST	WINNING	LAST 10	STRENGTH OF	OPP. STRENGTH	TEAM	ADJ.	CONF.	ADJ CONF.
Average RPI Loss:	134	RECORD	PCT. RANK	GAMES	SCHEDULE	OF SCHEDULE	RPI	RPI	RPI	RPI
DIV. I ONLY	14- 12	150	9- 1	237	253	191	191	25	25	
DIV. I NON-CONF.	2- 8	290	0- 0	108	78	262	262	27	27	

TOTALS	RPI 1-25	RPI 26-50	W-L RECORDS	RPI 51-100	RPI 101-999	RPI 201+				
14- 12	0- 1	0- 1	OVERALL	0- 2	14- 8	12- 1				
9- 3	0- 0	0- 0	HOME	0- 1	9- 2	8- 0				
5- 7	0- 1	0- 1	AWAY	0- 0	5- 5	4- 1				
0- 2	0- 0	0- 0	NEUTRAL	0- 1	0- 1	0- 0				
2- 8	0- 1	0- 1	NON-CONFERENCE	0- 1	2- 5	2- 0				
2- 1	0- 0	0- 0	HOME	0- 0	2- 1	2- 0				
0- 5	0- 1	0- 1	AWAY	0- 0	0- 3	0- 0				
0- 2	0- 0	0- 0	NEUTRAL	0- 1	0- 1	0- 0				
12- 4	0- 0	0- 0	CONFERENCE	0- 1	12- 3	10- 1				
7- 2	0- 0	0- 0	HOME	0- 1	7- 1	6- 0				
5- 2	0- 0	0- 0	AWAY	0- 0	5- 2	4- 1				
0- 0	0- 0	0- 0	NEUTRAL	0- 0	0- 0	0- 0				

RPI 1-25				RPI 26-50				RPI 51-100				RPI 101+ Team's RPI: 191			
RPI	S	Opponent	Score	RPI	S	Opponent	Score	RPI	S	Opponent	Score	RPI	S	Opponent	Score
4	A	Louisville	56 91	41	A	Purdue	58 60	69	H	Belmont	63 65	115	A	Chattanooga	82 87
								78	N	Saint Mary's (CA)	58 69	147	A	Southern Ill.	72 84
												153	A	SIUE	70 73
												153	H	SIUE	72 64
												173	N	Eastern Wash.	58 61
												180	A	Jacksonville St.	61 57
												188	H	Northwestern	63 71
												195	H	Morehead St.	76 81
												197	A	Arkansas St.	73 84
												211	H	N.C. A&T	76 63
												222	H	Southeast Mo. St.	72 65
												243	A	Austin Peay	62 69
												243	H	Austin Peay	100 66
												297	A	Murray St.	97 80
												297	H	Murray St.	85 67
												303	A	Eastern Ky.	72 54
												303	H	Eastern Ky.	77 49
												305	A	Tennessee Tech	67 51
												306	H	Western Caro.	62 54
												328	H	Tennessee St.	80 68
												346	A	Eastern Ill.	72 44
												346	H	Eastern Ill.	85 57

LAST 12 Division I GAMES:															
346	H	Eastern Ill.	85 57	305	A	Tennessee Tech	67 51								
153	H	SIUE	72 64	180	A	Jacksonville St.	61 57								
222	H	Southeast Mo. St.	72 65	153	A	SIUE	70 73								
303	A	Eastern Ky.	72 54	346	A	Eastern Ill.	72 44								
297	H	Murray St.	85 67	195	H	Morehead St.	76 81								
243	H	Austin Peay	100 66	303	H	Eastern Ky.	77 49								

Non-Div I Games: Rhodes 90 49 Ala.-Huntsville 104 73

UT Martin

Loss,
Non-Conf,
S Site,
H Home
A Away
N Neutral

Average RPI Win: 229
Average RPI Loss: 173

WON-LOST
RECORD

WINNING
PCT. RANK

LAST 10
GAMES

STRENGTH OF
SCHEDULE

OPP. STRENGTH
OF SCHEDULE

TEAM
RPI

ADJ.
RPI

CONF.
RPI

ADJ CONF.
RPI

DIV. I ONLY	14- 11	137	4- 6	205	263	169	169	18	18
DIV. I NON-CONF.	9- 4	82	0- 0	211	315	112	112	19	19

TOTALS	RPI 1-25	RPI 26-50	W-L RECORDS	RPI 51-100	RPI 101-999	RPI 201+			
14- 11	0- 0	0- 0	OVERALL	0- 4	14- 7	10- 4			
7- 4	0- 0	0- 0	HOME	0- 2	7- 2	5- 0			
5- 7	0- 0	0- 0	AWAY	0- 2	5- 5	5- 4			
2- 0	0- 0	0- 0	NEUTRAL	0- 0	2- 0	0- 0			
9- 4	0- 0	0- 0	NON-CONFERENCE	0- 2	9- 2	6- 1			
5- 1	0- 0	0- 0	HOME	0- 1	5- 0	4- 0			
2- 3	0- 0	0- 0	AWAY	0- 1	2- 2	2- 1			
2- 0	0- 0	0- 0	NEUTRAL	0- 0	2- 0	0- 0			
5- 7	0- 0	0- 0	CONFERENCE	0- 2	5- 5	4- 3			
2- 3	0- 0	0- 0	HOME	0- 1	2- 2	1- 0			
3- 4	0- 0	0- 0	AWAY	0- 1	3- 3	3- 3			
0- 0	0- 0	0- 0	NEUTRAL	0- 0	0- 0	0- 0			

RPI 1-25				RPI 26-50				RPI 51-100				RPI 101+ Team's RPI: 169			
RPI	S	Opponent	Score	RPI	S	Opponent	Score	RPI	S	Opponent	Score	RPI	S	Opponent	Score
								80	H	UAB	64 84	108	H	Arkansas	64 61
								89	H	New Mexico	35 59	114	H	Middle Tenn.	45 54
								96	A	Rice	42 56	138	H	Charlotte	67 58
								100	A	Tulane	56 67	145	N	Samford	46 33
												167	H	Louisiana Tech	62 65
												197	A	Arkansas St.	73 76
												199	N	East Carolina	93 79
												216	H	CSU Bakersfield	67 56
												218	A	North Texas	50 48
												229	A	UC Riverside	73 62
												232	H	Texas Southern	65 55
												235	A	New Mexico St.	68 76
												236	H	A&M-Corpus Christi	69 49
												237	A	Fla. Atlantic	66 72
												237	H	Fla. Atlantic	75 70
												274	A	Old Dominion	52 56
												294	A	UTSA	66 53
												302	A	FIU	77 76
												318	A	Marshall	64 66
												325	A	Cal St. Fullerton	92 91
												326	H	Houston Baptist	69 62

LAST 12 Division I GAMES:															
				274	A	Old Dominion	52 56	96	A	Rice	42 56				
				318	A	Marshall	64 66	237	H	Fla. Atlantic	75 70				
				167	H	Louisiana Tech	62 65	114	H	Middle Tenn.	45 54				
				294	A	UTSA	66 53	138	H	Charlotte	67 58				
				80	H	UAB	64 84	237	A	Fla. Atlantic	66 72				
				218	A	North Texas	50 48	302	A	FIU	77 76				

Non-Div I Games:

UTEP

Loss, Non-Conf, S Site, H Home A Away N Neutral

Average RPI Win: **286**
 Average RPI Loss: **215**

WON-LOST
RECORD

WINNING
PCT. RANK

LAST 10
GAMES

STRENGTH OF
SCHEDULE

OPP. STRENGTH
OF SCHEDULE

TEAM
RPI

ADJ.
RPI

CONF.
RPI

ADJ CONF.
RPI

DIV. I ONLY	10- 13	213	3- 7	338	337	308	308	31	31
DIV. I NON-CONF.	7- 5	132	0- 1	319	278	232	232	31	31
<hr/>									
TOTALS	RPI 1-25	RPI 26-50	W-L RECORDS	RPI 51-100	RPI 101-999	RPI 201+			
10- 13	0- 0	0- 1	OVERALL	0- 1	10- 11	10- 10			
9- 5	0- 0	0- 1	HOME	0- 0	9- 4	9- 4			
1- 8	0- 0	0- 0	AWAY	0- 1	1- 7	1- 6			
0- 0	0- 0	0- 0	NEUTRAL	0- 0	0- 0	0- 0			
7- 5	0- 0	0- 1	NON-CONFERENCE	0- 1	7- 3	7- 2			
6- 1	0- 0	0- 1	HOME	0- 0	6- 0	6- 0			
1- 4	0- 0	0- 0	AWAY	0- 1	1- 3	1- 2			
0- 0	0- 0	0- 0	NEUTRAL	0- 0	0- 0	0- 0			
3- 8	0- 0	0- 0	CONFERENCE	0- 0	3- 8	3- 8			
3- 4	0- 0	0- 0	HOME	0- 0	3- 4	3- 4			
0- 4	0- 0	0- 0	AWAY	0- 0	0- 4	0- 4			
0- 0	0- 0	0- 0	NEUTRAL	0- 0	0- 0	0- 0			

RPI 1-25	RPI 26-50	RPI 51-100	RPI 101+	Team's RPI: 308
RPI S Opponent Score	RPI S Opponent Score	RPI S Opponent Score	RPI S Opponent Score	
	48 Southern California 64 71	53 Oklahoma St. 38 80	187 Wisconsin 54 82	
			216 CSU Bakersfield 30 71	
			216 CSU Bakersfield 64 67	
			220 Seattle U 56 64	
			220 Seattle U 69 67	
			227 Texas Tech 64 80	
			235 New Mexico St. 77 79	
			236 A&M-Corpus Christi 41 71	
			236 A&M-Corpus Christi 56 53	
			261 Prairie View 78 62	
			275 North Dakota St. 82 79	
			276 Grand Canyon 58 59	
			276 Grand Canyon 59 65	
			280 Massachusetts 67 59	
			282 UMKC 52 54	
			285 Canisius 63 46	
			294 UTSA 70 58	
			327 Utah Valley 60 69	
			327 Utah Valley 71 64	
			340 Florida A&M 51 38	
			345 Chicago St. 81 44	
LAST 12 Division I GAMES:				
	327 Utah Valley 71 64	220 Seattle U 56 64		
	220 Seattle U 69 67	327 Utah Valley 60 69		
	216 CSU Bakersfield 30 71	276 Grand Canyon 59 65		
	276 Grand Canyon 58 59	216 CSU Bakersfield 64 67		
	235 New Mexico St. 77 79	282 UMKC 52 54		
	345 Chicago St. 81 44	48 Southern California 64 71		

Non-Div I Games: Texas Lutheran 78 43 Concordia (TX) 67 49 Trinity (TX) 62 57

UTRGV

Loss, Non-Conf, S Site, Home Away N Neutral

Average RPI Win:	290	WON-LOST	WINNING	LAST 10	STRENGTH OF	OPP. STRENGTH	TEAM	ADJ.	CONF.	ADJ CONF.
Average RPI Loss:	162	RECORD	PCT. RANK	GAMES	SCHEDULE	OF SCHEDULE	RPI	RPI	RPI	RPI
DIV. I ONLY	5- 18	309	4- 6	194	217	294	294	18	18	
DIV. I NON-CONF.	1- 9	318	0- 0	194	274	316	316	19	19	

TOTALS	RPI 1-25	RPI 26-50	W-L RECORDS	RPI 51-100	RPI 101-999	RPI 201+				
5- 18	0- 1	0- 2	OVERALL	0- 1	5- 14	5- 5				
3- 6	0- 0	0- 0	HOME	0- 0	3- 6	3- 1				
1- 12	0- 1	0- 2	AWAY	0- 1	1- 8	1- 4				
1- 0	0- 0	0- 0	NEUTRAL	0- 0	1- 0	1- 0				
1- 9	0- 1	0- 1	NON-CONFERENCE	0- 0	1- 7	1- 2				
0- 3	0- 0	0- 0	HOME	0- 0	0- 3	0- 0				
0- 6	0- 1	0- 1	AWAY	0- 0	0- 4	0- 2				
1- 0	0- 0	0- 0	NEUTRAL	0- 0	1- 0	1- 0				
4- 9	0- 0	0- 1	CONFERENCE	0- 1	4- 7	4- 3				
3- 3	0- 0	0- 0	HOME	0- 0	3- 3	3- 1				
1- 6	0- 0	0- 1	AWAY	0- 1	1- 4	1- 2				
0- 0	0- 0	0- 0	NEUTRAL	0- 0	0- 0	0- 0				

RPI 1-25				RPI 26-50				RPI 51-100				RPI 101+				Team's RPI: 294
RPI	S	Opponent	Score	RPI	S	Opponent	Score	RPI	S	Opponent	Score	RPI	S	Opponent	Score	
11	A	Texas	70 120	39	A	Arizona St.	42 74	96	A	Rice	52 83	114	H	Middle Tenn.	47 62	
				45	A	Western Ky.	38 73					133	H	Northern Ill.	55 69	
												134	A	Texas St.	38 91	
												138	A	Charlotte	75 88	
												162	H	UT Arlington	68 69	
												167	A	Louisiana Tech	55 63	
												169	H	UTEP	53 66	
												176	H	North Dakota	47 60	
												184	A	San Diego	69 78	
												203	A	Southern Miss.	60 83	
												218	H	North Texas	70 58	
												237	H	Fla. Atlantic	65 99	
												274	A	Old Dominion	63 69	
												274	H	Old Dominion	64 56	
												302	H	FIU	69 66	
												308	A	UTRGV	58 70	
												318	A	Marshall	72 59	
												325	A	Cal St. Fullerton	46 55	
												338	N	Mississippi Val.	68 55	

LAST 12 Division I GAMES:																
302	H	FIU	69 66	237	H	Fla. Atlantic	65 99									
138	A	Charlotte	75 88	274	A	Old Dominion	63 69									
318	A	Marshall	72 59	45	A	Western Ky.	38 73									
169	H	UTEP	53 66	274	H	Old Dominion	64 56									
218	H	North Texas	70 58	114	H	Middle Tenn.	47 62									
203	A	Southern Miss.	60 83	96	A	Rice	52 83									

Non-Div I Games: Sul Ross St. 97 47 Tex. A&M-Commerce 60 69

UTSA

Average RPI Win: 174		WON-LOST	WINNING	LAST 10	STRENGTH OF	OPP. STRENGTH	TEAM	ADJ.	CONF.	ADJ CONF.
Average RPI Loss: 57		RECORD	PCT. RANK	GAMES	SCHEDULE	OF SCHEDULE	RPI	RPI	RPI	RPI
DIV. I ONLY		16- 10	107	4- 6	109	57	95	95	5	5
DIV. I NON-CONF.		9- 2	33	0- 0	186	139	48	48	3	3

TOTALS		RPI 1-25		RPI 26-50	W-L RECORDS		RPI 51-100	RPI 101-999		RPI 201+
16- 10	0- 3			2- 4	OVERALL		3- 1	11- 2		6- 0
9- 6	0- 2			1- 3	HOME		2- 0	6- 1		4- 0
7- 4	0- 1			1- 1	AWAY		1- 1	5- 1		2- 0
0- 0	0- 0			0- 0	NEUTRAL		0- 0	0- 0		0- 0
9- 2	0- 0			1- 0	NON-CONFERENCE		1- 1	7- 1		4- 0
7- 0	0- 0			1- 0	HOME		1- 0	5- 0		3- 0
2- 2	0- 0			0- 0	AWAY		0- 1	2- 1		1- 0
0- 0	0- 0			0- 0	NEUTRAL		0- 0	0- 0		0- 0
7- 8	0- 3			1- 4	CONFERENCE		2- 0	4- 1		2- 0
2- 6	0- 2			0- 3	HOME		1- 0	1- 1		1- 0
5- 2	0- 1			1- 1	AWAY		1- 0	3- 0		1- 0
0- 0	0- 0			0- 0	NEUTRAL		0- 0	0- 0		0- 0

RPI	S	Opponent	Score	RPI	S	Opponent	Score	RPI	S	Opponent	Score	RPI	S	Opponent	Score
8	H	Oregon	68 84	34	A	Cal i forn i a	73 84	78	H	Saint Mary's (CA)	74 63	143	A	BYU	68 77
10	H	UCLA	74 81	39	A	Arizona St.	58 56	84	A	Al abama	60 65	146	A	Col orado	78 74
13	A	Stanford	49 70	39	H	Arizona St.	81 83	92	A	Washi ngton St.	81 79	146	H	Col orado	65 69
				41	H	Purdue	81 68	92	H	Washi ngton St.	54 50	162	H	UT Ar l ington	71 41
				43	H	Oregon St.	58 69					170	A	Weber St.	85 58
				48	H	Southern Cal i forn i a	47 58					181	A	Washi ngton	74 65

Team's RPI: 95															
LAST 12 Di vi si on I GAMES:															
92	H	Washington St.	54 50	43	H	Oregon St.	58 69	279	A	Ari zona	80 56	296	A	Utah St.	79 44
34	A	Cal i forn i a	73 84	39	A	Ari zona St.	58 56	279	A	Ari zona	80 56	310	H	Incarnate Word	90 31
13	A	Stanford	49 70	48	H	Southern Cal i forn i a	47 58	10	H	UCLA	74 81				
146	A	Col orado	78 74	92	A	Washi ngton St.	81 79								
146	H	Col orado	65 69												
8	H	Oregon	68 84												

Non-Di v I Games:

Utah

Average RPI Win: 181

Average RPI Loss: 169

WON-LOST
RECORDWINNING
PCT. RANKLAST 10
GAMESSTRENGTH OF
SCHEDULEOPP. STRENGTH
OF SCHEDULETEAM
RPIADJ.
RPICONF.
RPIADJ CONF.
RPIDIV. I ONLY
DIV. I NON-CONF.4- 21
1- 9322
3182- 8
0- 0140
213208
329296
319296
31916
1316
13

TOTALS

RPI 1-25

RPI 26-50

W-L RECORDS

RPI 51-100

RPI 101-999

RPI 201+

4- 21

0- 0

0- 1

OVERALL

0- 6

4- 14

2- 7

3- 7

0- 0

0- 0

HOME

0- 4

3- 3

2- 1

1- 12

0- 0

0- 0

AWAY

0- 2

1- 10

0- 5

0- 2

0- 0

0- 1

NEUTRAL

0- 0

0- 1

0- 1

1- 9

0- 0

0- 1

NON-CONFERENCE

0- 1

1- 7

0- 4

0- 3

0- 0

0- 0

HOME

0- 1

0- 2

0- 1

1- 4

0- 0

0- 0

AWAY

0- 0

1- 4

0- 2

0- 2

0- 0

0- 1

NEUTRAL

0- 0

0- 1

0- 1

3- 12

0- 0

0- 0

CONFERENCE

0- 5

3- 7

2- 3

3- 4

0- 0

0- 0

HOME

0- 3

3- 1

2- 0

0- 8

0- 0

0- 0

AWAY

0- 2

0- 6

0- 3

0- 0

0- 0

0- 0

NEUTRAL

0- 0

0- 0

0- 0

RPI 1-25

RPI 26-50

RPI 51-100

RPI 101+

Team's RPI: 296

RPI S Opponent Score

RPI S Opponent Score

RPI S Opponent Score

RPI S Opponent Score

43 N Oregon St. 55 94

74 A Wyoming 44 61

121 A Colorado St. 45 56

74 H Wyoming 46 64

129 A Fresno St. 56 57

89 A New Mexico 47 80

129 H Fresno St. 60 52

89 H New Mexico 50 74

141 A Idaho St. 44 64

94 H UNLV 54 63

143 A BYU 76 69

95 H Utah 44 79

164 A Boise St. 60 68

164 H Boise St. 42 64

165 A UC Irvine 84 87

172 H Denver 72 74

208 A Nevada 78 85

208 H Nevada 79 57

233 N Montana St. 52 64

244 H San Diego St. 62 58

250 A San Jose St. 66 79

279 H Arizona 49 65

307 A Air Force 50 57

322 A Southern Utah 67 70

327 A Utah Valley 43 61

LAST 12 Division I GAMES:

208 A Nevada 78 85

307 A Air Force 50 57

89 H New Mexico 50 74

74 A Wyoming 44 61

164 A Boise St. 60 68

164 H Boise St. 42 64

74 H Wyoming 46 64

208 H Nevada 79 57

89 A New Mexico 47 80

121 A Colorado St. 45 56

129 H Fresno St. 60 52

94 H UNLV 54 63

Non-Div I Games:

Dixie St.

92 72

Utah St.

Average RPI Win:	288	WON-LOST	WINNING	LAST 10	STRENGTH OF	OPP. STRENGTH	TEAM	ADJ.	CONF.	ADJ CONF.
Average RPI Loss:	222	RECORD	PCT. RANK	GAMES	SCHEDULE	OF SCHEDULE	RPI	RPI	RPI	RPI
DIV. I ONLY	8- 16	258	4- 6	345	306	327	327	31	31	
DIV. I NON-CONF.	4- 9	249	0- 1	321	271	331	331	31	31	

TOTALS	RPI 1-25	RPI 26-50	W-L RECORDS	RPI 51-100	RPI 101-999	RPI 201+				
8- 16	0- 0	0- 1	OVERALL	0- 0	8- 15	7- 10				
6- 5	0- 0	0- 0	HOME	0- 0	6- 5	5- 4				
2- 11	0- 0	0- 0	AWAY	0- 0	2- 1	2- 1				
0- 0	0- 0	0- 0	NEUTRAL	0- 0	0- 0	0- 0				
4- 9	0- 0	0- 1	NON-CONFERENCE	0- 0	4- 8	3- 3				
4- 2	0- 0	0- 0	HOME	0- 0	4- 2	3- 1				
0- 7	0- 0	0- 1	AWAY	0- 0	0- 6	0- 2				
0- 0	0- 0	0- 0	NEUTRAL	0- 0	0- 0	0- 0				
4- 7	0- 0	0- 0	CONFERENCE	0- 0	4- 7	4- 7				
2- 3	0- 0	0- 0	HOME	0- 0	2- 3	2- 3				
2- 4	0- 0	0- 0	AWAY	0- 0	2- 4	2- 4				
0- 0	0- 0	0- 0	NEUTRAL	0- 0	0- 0	0- 0				

RPI 1-25				RPI 26-50				RPI 51-100				RPI 101+ Team's RPI: 327			
RPI	S	Opponent	Score	RPI	S	Opponent	Score	RPI	S	Opponent	Score	RPI	S	Opponent	Score
				43	A	Oregon St.	41 98					141	H	Idaho St.	58 70
												143	A	BYU	54 75
												161	H	Cal Poly	89 70
												170	A	Weber St.	57 75
												172	A	Denver	53 72
												173	A	Eastern Wash.	41 61
												216	A	CSU Bakersfield	58 63
												220	H	Seattle U	75 77
												231	A	Pepperdine	44 71
												235	A	New Mexico St.	51 59
												235	H	New Mexico St.	72 82
												276	A	Grand Canyon	61 81
												282	A	UMKC	66 59
												282	H	UMKC	68 65
												296	H	Utah St.	61 43
												307	H	Air Force	59 56
												308	A	UTRGV	64 71
												308	H	UTRGV	69 60
												316	A	Portland	64 71
												322	H	Southern Utah	69 61
												325	H	Cal St. Fullerton	36 73
												345	A	Chicago St.	68 30
												345	H	Chicago St.	74 84

LAST 12 Division I GAMES:															
				308	A	UTRGV	64 71	235	H	New Mexico St.	72 82				
				235	A	New Mexico St.	51 59	308	H	UTRGV	69 60				
				282	H	UMKC	68 65	345	A	Chicago St.	68 30				
				345	H	Chicago St.	74 84	282	A	UMKC	66 59				
				220	H	Seattle U	75 77	216	A	CSU Bakersfield	58 63				
				276	A	Grand Canyon	61 81	172	A	Denver	53 72				

Non-Div I Games: Antelope Valley 78 54 Dixie St. 72 63

Utah Valley

Loss, Non-Conf, S Site, H Home A Away N Neutral

Average RPI Win:	272	WON-LOST	WINNING	LAST 10	STRENGTH OF	OPP. STRENGTH	TEAM	ADJ.	CONF.	ADJ CONF.
Average RPI Loss:	145	RECORD	PCT. RANK	GAMES	SCHEDULE	OF SCHEDULE	RPI	RPI	RPI	RPI
DIV. I ONLY	6- 19	303	3- 7	150	205	281	281	12	12	
DIV. I NON-CONF.	3- 9	280	0- 0	239	290	292	292	10	10	

TOTALS	RPI 1-25	RPI 26-50	W-L RECORDS	RPI 51-100	RPI 101-999	RPI 201+				
6- 19	0- 0	0- 2	OVERALL	0- 6	6- 11	5- 6				
4- 7	0- 0	0- 0	HOME	0- 3	4- 4	3- 1				
1- 10	0- 0	0- 0	AWAY	0- 0	1- 0	1- 0				
1- 2	0- 0	0- 0	NEUTRAL	0- 2	1- 0	1- 0				
3- 9	0- 0	0- 1	NON-CONFERENCE	0- 2	3- 6	3- 4				
2- 2	0- 0	0- 0	HOME	0- 0	2- 2	2- 1				
0- 5	0- 0	0- 1	AWAY	0- 0	0- 4	0- 3				
1- 2	0- 0	0- 0	NEUTRAL	0- 2	1- 0	1- 0				
3- 10	0- 0	0- 1	CONFERENCE	0- 4	3- 5	2- 2				
2- 5	0- 0	0- 0	HOME	0- 3	2- 2	1- 0				
1- 5	0- 0	0- 1	AWAY	0- 1	1- 3	1- 2				
0- 0	0- 0	0- 0	NEUTRAL	0- 0	0- 0	0- 0				

RPI	S	Opponent	Score	RPI	S	Opponent	Score	RPI	S	Opponent	Score	RPI	S	Opponent	Score	Team's RPI: 281
38	A	Dayton	64 74	61	N	Mercer	54 70	104	H	George Mason	42 65	116	H	Georgetown	59 71	
40	A	Minnesota	63 108	64	A	Duquesne	71 80	148	A	Radford	62 79	152	A	Saint Joseph's	41 79	
				64	H	Duquesne	51 70	152	H	Saint Joseph's	56 54	196	H	Richmond	68 77	
				73	N	Penn	52 82	213	H	Norfolk St.	52 66	226	A	UNCG	61 74	
				75	H	Fordham	54 64	234	A	La Salle	57 62	259	H	St. Bonaventure	77 75	
				90	H	George Washington	39 61	264	A	UNCW	67 83	274	H	Old Dominion	68 39	
								280	A	Massachusetts	75 79	300	H	Coppin St.	62 47	
								315	A	Georgia St.	56 61	321	N	Long Beach St.	69 59	
								324	A	Rhode Island	61 49					

LAST 12 Division I GAMES:																
104	H	George Mason	42 65	234	A	La Salle	57 62	280	A	Massachusetts	75 79	75	H	Fordham	54 64	
259	H	St. Bonaventure	77 75	75	H	Fordham	54 64	324	A	Rhode Island	61 49	64	A	Duquesne	51 70	
64	A	Duquesne	71 80	64	A	Duquesne	51 70	90	H	George Washington	39 61	38	A	Dayton	64 74	
152	H	Saint Joseph's	56 54	64	H	Duquesne	51 70					152	H	Saint Joseph's	56 54	
196	H	Richmond	68 77	90	H	George Washington	39 61					196	H	Richmond	68 77	

Non-Div I Games:

VCU

Average RPI Win:	319	WON-LOST	WINNING	LAST 10	STRENGTH OF	OPP. STRENGTH	TEAM	ADJ.	CONF.	ADJ CONF.
Average RPI Loss:	161	RECORD	PCT. RANK	GAMES	SCHEDULE	OF SCHEDULE	RPI	RPI	RPI	RPI
DIV. I ONLY	9- 13	225	3- 7	339	258	293	293	24	24	
DIV. I NON-CONF.	5- 4	146	0- 0	340	264	236	236	22	22	

TOTALS	RPI 1-25	RPI 26-50	W-L RECORDS	RPI 51-100	RPI 101-999	RPI 201+				
9- 13	0- 0	0- 1	OVERALL	0- 3	9- 9	9- 5				
6- 3	0- 0	0- 0	HOME	0- 0	6- 3	6- 2				
3- 10	0- 0	0- 0	AWAY	0- 0	3- 0	3- 0				
0- 0	0- 0	0- 0	NEUTRAL	0- 0	0- 0	0- 0				
5- 4	0- 0	0- 1	NON-CONFERENCE	0- 2	5- 1	5- 1				
3- 0	0- 0	0- 0	HOME	0- 0	3- 0	3- 0				
2- 4	0- 0	0- 1	AWAY	0- 2	2- 1	2- 1				
0- 0	0- 0	0- 0	NEUTRAL	0- 0	0- 0	0- 0				
4- 9	0- 0	0- 0	CONFERENCE	0- 1	4- 8	4- 4				
3- 3	0- 0	0- 0	HOME	0- 0	3- 3	3- 2				
1- 6	0- 0	0- 0	AWAY	0- 1	1- 5	1- 2				
0- 0	0- 0	0- 0	NEUTRAL	0- 0	0- 0	0- 0				

RPI 1-25				RPI 26-50				RPI 51-100				RPI 101+				Team's RPI: 293
RPI	S	Opponent	Score	RPI	S	Opponent	Score	RPI	S	Opponent	Score	RPI	S	Opponent	Score	
				41	A	Purdue	49 95	79	A	Drake	50 86	103	A	Missouri St.	60 83	
								85	A	Liberty	40 61	147	A	Southern Ill.	63 74	
								87	A	Miami (OH)	68 77	147	H	Southern Ill.	86 88	
												150	A	UNI	56 77	
												212	A	Bowling Green	77 90	
												251	A	Illinois St.	55 63	
												251	H	Illinois St.	56 50	
												257	A	Bradley	58 69	
												257	H	Bradley	69 88	
												276	H	Grand Canyon	80 75	
												277	H	Indiana St.	54 67	
												313	A	Loyola Chicago	63 53	
												313	H	Loyola Chicago	76 60	
												331	H	Fort Wayne	68 50	
												345	H	Chicago St.	71 60	
												346	A	Eastern Ill.	76 67	
												347	A	Longwood	81 68	
												349	H	Evansville	101 59	
LAST 12 Division I GAMES:																
				147	H	Southern Ill.	86 88	147	A	Southern Ill.	63 74					
				313	A	Loyola Chicago	63 53	103	A	Missouri St.	60 83					
				251	A	Illinois St.	55 63	313	H	Loyola Chicago	76 60					
				257	A	Bradley	58 69	257	H	Bradley	69 88					
				277	H	Indiana St.	54 67	251	H	Illinois St.	56 50					
				349	H	Evansville	101 59	150	A	UNI	56 77					

Non-Div I Games: Ind.-Northwest 99 59 Ind.-Kokomo 81 47

Val parai so

Average RPI Win:	136	WON-LOST	WINNING	LAST 10	STRENGTH OF	OPP. STRENGTH	TEAM	ADJ.	CONF.	ADJ CONF.
Average RPI Loss:	54	RECORD	PCT. RANK	GAMES	SCHEDULE	OF SCHEDULE	RPI	RPI	RPI	RPI
DIV. I ONLY	6- 21	308	2- 8	4	9	127	127	2	2	
DIV. I NON-CONF.	4- 10	267	0- 0	26	16	148	148	2	2	

TOTALS	RPI 1-25	RPI 26-50	W-L RECORDS	RPI 51-100	RPI 101-999	RPI 201+				
6- 21	0- 8	0- 6	OVERALL	2- 3	4- 4	1- 0				
3- 11	0- 6	0- 2	HOME	1- 1	2- 2	1- 0				
3- 8	0- 2	0- 3	AWAY	1- 2	2- 1	0- 0				
0- 2	0- 0	0- 1	NEUTRAL	0- 0	0- 1	0- 0				
4- 10	0- 2	0- 3	NON-CONFERENCE	1- 2	3- 3	1- 0				
2- 5	0- 1	0- 1	HOME	0- 1	2- 2	1- 0				
2- 3	0- 1	0- 1	AWAY	1- 1	1- 0	0- 0				
0- 2	0- 0	0- 1	NEUTRAL	0- 0	0- 1	0- 0				
2- 11	0- 6	0- 3	CONFERENCE	1- 1	1- 1	0- 0				
1- 6	0- 5	0- 1	HOME	1- 0	0- 0	0- 0				
1- 5	0- 1	0- 2	AWAY	0- 1	1- 1	0- 0				
0- 0	0- 0	0- 0	NEUTRAL	0- 0	0- 0	0- 0				

RPI	S	Opponent	Score	RPI	S	Opponent	Score	RPI	S	Opponent	Score	RPI	S	Opponent	Score	Team's RPI: 127
3	H	Mississippi St.	50 95	26	A	LSU	65 85	69	H	Belmont	74 111	102	A	Auburn	60 63	
4	A	Louisville	57 79	27	A	Georgia	55 67	84	A	Alabama	75 77	112	H	Iowa St.	77 74	
9	A	Tennessee	73 86	27	H	Georgia	52 81	90	A	George Washington	69 59	114	H	Middle Tenn.	54 65	
9	H	Tennessee	64 74	28	A	Central Mich.	75 92	97	H	Kentucky	70 55	121	A	Saint Louis	74 69	
14	H	South Carolina	82 95	31	N	Syracuse	78 84	100	A	Tulane	59 71	140	A	Ole Miss	75 72	
16	H	Missouri	70 81	37	H	Ball St.	79 88					187	N	Wisconsin	71 73	
19	H	NC State	72 83									201	H	Memphis	60 71	
21	H	Texas A&M	67 91									258	H	Lipscomb	92 82	

LAST 12 Division I GAMES:																
3	H	Mississippi St.	50 95	84	A	Alabama	75 77									
102	A	Auburn	60 63	14	H	South Carolina	82 95									
27	A	Georgia	55 67	97	H	Kentucky	70 55									
9	H	Tennessee	64 74	16	H	Missouri	70 81									
140	A	Ole Miss	75 72	9	A	Tennessee	73 86									
21	H	Texas A&M	67 91	27	H	Georgia	52 81									

Non-Div I Games:

Vanderbilt

Average RPI Win: 232	WON-LOST RECORD	WINNING PCT. RANK	LAST 10 GAMES	STRENGTH OF SCHEDULE	OPP. STRENGTH OF SCHEDULE	TEAM RPI	ADJ. RPI	CONF. RPI	ADJ CONF. RPI
Average RPI Loss: 173									
DIV. I ONLY	7- 19	288	3- 7	210	216	291	291	20	20
DIV. I NON-CONF.	2- 10	300	0- 0	245	144	329	329	24	24

TOTALS	RPI 1-25	RPI 26-50	W-L RECORDS	RPI 51-100	RPI 101-999	RPI 201+			
7- 19	0- 0	0- 1	OVERALL	1- 5	6- 13	4- 6			
5- 8	0- 0	0- 0	HOME	1- 2	4- 6	3- 2			
2- 11	0- 0	0- 0	AWAY	0- 0	2- 0	1- 0			
0- 0	0- 0	0- 0	NEUTRAL	0- 0	0- 0	0- 0			
2- 10	0- 0	0- 1	NON-CONFERENCE	0- 3	2- 6	2- 4			
2- 5	0- 0	0- 0	HOME	0- 2	2- 3	2- 1			
0- 5	0- 0	0- 1	AWAY	0- 1	0- 3	0- 3			
0- 0	0- 0	0- 0	NEUTRAL	0- 0	0- 0	0- 0			
5- 9	0- 0	0- 0	CONFERENCE	1- 2	4- 7	2- 2			
3- 3	0- 0	0- 0	HOME	1- 0	2- 3	1- 1			
2- 6	0- 0	0- 0	AWAY	0- 2	2- 4	1- 1			
0- 0	0- 0	0- 0	NEUTRAL	0- 0	0- 0	0- 0			

RPI S Opponent Score	RPI S Opponent Score	RPI S Opponent Score	RPI S Opponent Score
	49 A Miami (FL) 49 73	55 H American 62 64	136 H Northeastern 66 71
		67 H James Madison 56 68	151 A Binghamton 38 52
		81 A Maine 55 64	151 H Binghamton 48 62
		81 A Albany (NY) 55 67	159 A Hartford 52 91
		81 H Albany (NY) 62 57	159 H Hartford 53 47
		91 A Dartmouth 56 66	182 A New Hampshire 58 53
			182 H New Hampshire 49 52
			184 A Stony Brook 57 80
			192 H Boston U. 41 57
			215 H Col umbi a 66 73
			245 A Holy Cross 53 64
			248 H Howard 88 65
			284 A Rider 49 64
			287 H Central Conn. St. 62 48
			302 A FIU 70 80
			320 A UMBC 72 58
			320 H UMBC 51 52
			344 A UMass Lowell 60 65
			344 H UMass Lowell 63 55
LAST 12 Division I GAMES:			
159 A Hartford 52 91	151 H Binghamton 48 62		
151 A Binghamton 38 52	81 A Albany (NY) 55 67		
344 A UMass Lowell 60 65	159 H Hartford 53 47		
81 H Albany (NY) 62 57	182 H New Hampshire 49 52		
182 A New Hampshire 58 53	81 A Maine 55 64		
320 H UMBC 51 52	184 A Stony Brook 57 80		

Non-Div I Games: Norwich 75 31

Vermont

Average RPI Win:	131	WON-LOST	WINNING	LAST 10	STRENGTH OF	OPP. STRENGTH	TEAM	ADJ.	CONF.	ADJ CONF.
Average RPI Loss:	55	RECORD	PCT. RANK	GAMES	SCHEDULE	OF SCHEDULE	RPI	RPI	RPI	RPI
DIV. I ONLY	20- 6	38	6- 4	46	65	23	23	6	6	
DIV. I NON-CONF.	10- 1	15	0- 1	22	128	9	9	6	6	

TOTALS	RPI 1-25	RPI 26-50	W-L RECORDS	RPI 51-100	RPI 101-999	RPI 201+				
20- 6	1- 0	2- 3	OVERALL	3- 2	14- 1	5- 0				
7- 3	1- 0	1- 1	HOME	1- 1	4- 1	1- 0				
10- 3	0- 0	1- 2	AWAY	0- 1	9- 0	4- 0				
3- 0	0- 0	0- 0	NEUTRAL	2- 0	1- 0	0- 0				
10- 1	1- 0	1- 0	NON-CONFERENCE	2- 1	6- 0	2- 0				
2- 1	1- 0	0- 0	HOME	0- 1	1- 0	0- 0				
5- 0	0- 0	1- 0	AWAY	0- 0	4- 0	2- 0				
3- 0	0- 0	0- 0	NEUTRAL	2- 0	1- 0	0- 0				
10- 5	0- 0	1- 3	CONFERENCE	1- 1	8- 1	3- 0				
5- 2	0- 0	1- 1	HOME	1- 0	3- 1	1- 0				
5- 3	0- 0	0- 2	AWAY	0- 1	5- 0	2- 0				
0- 0	0- 0	0- 0	NEUTRAL	0- 0	0- 0	0- 0				

RPI	S	Opponent	Score	RPI	S	Opponent	Score	RPI	S	Opponent	Score	RPI	S	Opponent	Score
17	H	Duke	64 55	29	A	Marquette	69 90	52	A	St. John's (NY)	64 70	101	A	Seton Hall	67 59
				29	H	Marquette	57 67	52	H	St. John's (NY)	69 52	101	H	Seton Hall	59 53
				33	H	DePaul	84 58	55	N	American	65 60	107	A	Butler	69 67
				35	A	Princeton	62 59	67	N	James Madison	60 57	107	H	Butler	53 76
				42	A	Creighton	54 69	73	H	Penn	77 79	116	A	Georgetown	60 58
												116	H	Georgetown	68 67
												152	H	Saint Joseph's	79 44
												159	A	Hartford	71 53
												190	N	Lehigh	62 42
												193	A	Temple	69 65
												209	A	Providence	63 55
												214	A	Xavier	89 50
												214	H	Xavier	75 57
												234	A	La Salle	76 49
												256	A	Fairfield	73 44

LAST 12 Division I GAMES:															
29	A	Marquette	69 90	29	H	Marquette	57 67	33	H	DePaul	84 58	52	A	St. John's (NY)	64 70
101	H	Seton Hall	59 53	73	H	Penn	77 79	101	A	Seton Hall	67 59	116	A	Georgetown	60 58
52	H	St. John's (NY)	69 52												
116	H	Georgetown	68 67												
107	A	Butler	69 67												
214	A	Xavier	89 50												

Non-Div I Games:

Villanova

Average RPI Win:	128	WON-LOST	WINNING	LAST 10	STRENGTH OF	OPP. STRENGTH	TEAM	ADJ.	CONF.	ADJ CONF.
Average RPI Loss:	20	RECORD	PCT. RANK	GAMES	SCHEDULE	OF SCHEDULE	RPI	RPI	RPI	RPI
DIV. I ONLY	16- 10	107	6- 4	6	6	30	30	1	1	
DIV. I NON-CONF.	7- 6	165	0- 0	12	30	70	70	1	1	

TOTALS	RPI 1-25	RPI 26-50	W-L RECORDS	RPI 51-100	RPI 101-999	RPI 201+				
16- 10	1- 7	1- 2	OVERALL	6- 1	8- 0	4- 0				
10- 5	0- 3	1- 1	HOME	2- 1	7- 0	3- 0				
4- 5	1- 4	0- 1	AWAY	2- 0	1- 0	1- 0				
2- 0	0- 0	0- 0	NEUTRAL	2- 0	0- 0	0- 0				
7- 6	0- 3	0- 2	NON-CONFERENCE	3- 1	4- 0	3- 0				
5- 3	0- 1	0- 1	HOME	1- 1	4- 0	3- 0				
0- 3	0- 2	0- 1	AWAY	0- 0	0- 0	0- 0				
2- 0	0- 0	0- 0	NEUTRAL	2- 0	0- 0	0- 0				
9- 4	1- 4	1- 0	CONFERENCE	3- 0	4- 0	1- 0				
5- 2	0- 2	1- 0	HOME	1- 0	3- 0	0- 0				
4- 2	1- 2	0- 0	AWAY	2- 0	1- 0	1- 0				
0- 0	0- 0	0- 0	NEUTRAL	0- 0	0- 0	0- 0				

RPI 1-25				RPI 26-50				RPI 51-100				RPI 101+			
RPI	S	Opponent	Score	RPI	S	Opponent	Score	RPI	S	Opponent	Score	RPI	S	Opponent	Score
2	H	Notre Dame	69 83	27	H	Georgi a	61 64	58	N	Indiana	82 72	105	H	North Carolina	82 70
3	A	Missi ssi ppi St.	53 68	31	H	Syracuse	68 63	62	A	Georgi a Tech	62 56	135	H	Clemson	70 41
4	H	Loui sville	41 77	38	A	Dayton	46 61	64	H	Duquesne	63 74	168	H	Pi ttsburgh	62 50
5	A	Florida St.	62 77					71	H	Harvard	50 48	200	H	Hampton	66 62
17	A	Duke	48 55					72	A	Vi rgi ni a Tech	64 62	202	A	Boston Colle ge	68 57
19	A	NC State	73 63					72	H	Vi rgi ni a Tech	61 52	226	H	UNCG	68 50
20	H	Maryl and	59 60					86	N	Oh i o	77 59	252	H	Manhattan	69 47
22	A	Rutgers	43 52									287	H	Central Conn. St.	103 59

LAST 12 Division I GAMES:															
2	H	Notre Dame	69 83	72	H	Vi rgi ni a Tech	61 52								
72	A	Virginia Tech	64 62	17	A	Duke	48 55								
5	A	Florida St.	62 77	202	A	Boston Colle ge	68 57								
4	H	Louisville	41 77	135	H	Clemson	70 41								
62	A	Georgia Tech	62 56	19	A	NC State	73 63								
105	H	North Carolina	82 70	31	H	Syracuse	68 63								

Non-Div I Games:

Virginia

Average RPI Win:	165	WON-LOST	WINNING	LAST 10	STRENGTH OF	OPP. STRENGTH	TEAM	ADJ.	CONF.	ADJ CONF.
Average RPI Loss:	43	RECORD	PCT. RANK	GAMES	SCHEDULE	OF SCHEDULE	RPI	RPI	RPI	RPI
DIV. I ONLY	16- 10	107	4- 6	56	45	72	72	1	1	
DIV. I NON-CONF.	11- 2	22	0- 0	161	171	51	51	1	1	

TOTALS	RPI 1-25	RPI 26-50	W-L RECORDS	RPI 51-100	RPI 101-999	RPI 201+				
16- 10	0- 4	2- 3	OVERALL	2- 2	12- 1	6- 0				
10- 4	0- 2	1- 2	HOME	1- 0	8- 0	4- 0				
5- 4	0- 2	1- 1	AWAY	0- 1	4- 0	2- 0				
1- 2	0- 0	0- 0	NEUTRAL	1- 1	0- 1	0- 0				
11- 2	0- 0	1- 0	NON-CONFERENCE	1- 1	9- 1	5- 0				
7- 0	0- 0	1- 0	HOME	0- 0	6- 0	3- 0				
3- 0	0- 0	0- 0	AWAY	0- 0	3- 0	2- 0				
1- 2	0- 0	0- 0	NEUTRAL	1- 1	0- 1	0- 0				
5- 8	0- 4	1- 3	CONFERENCE	1- 1	3- 0	1- 0				
3- 4	0- 2	0- 2	HOME	1- 0	2- 0	1- 0				
2- 4	0- 2	1- 1	AWAY	0- 1	1- 0	0- 0				
0- 0	0- 0	0- 0	NEUTRAL	0- 0	0- 0	0- 0				

RPI 1-25				RPI 26-50				RPI 51-100				Team's RPI : 72				RPI 101+			
RPI	S	Opponent	Score	RPI	S	Opponent	Score	RPI	S	Opponent	Score	RPI	S	Opponent	Score	RPI	S	Opponent	Score
4	A	Louisville	56 67	30	A	Virginia	52 61	57	N	Drexel	79 67	102	H	Auburn	72 63				
5	A	Florida St.	62 107	30	H	Virginia	62 64	62	H	Georgia Tech	68 62	105	A	North Carolina	90 74				
17	H	Duke	75 86	31	A	Syracuse	73 64	66	N	West Virginia	61 79	107	N	Butler	77 79				
19	H	NC State	51 68	44	H	UCF	86 69	98	A	Wake Forest	56 73	115	A	Chattanooga	64 44				
				49	H	Miami (FL)	78 82					148	H	Radford	68 42				
												168	H	Pittsburgh	89 66				
												198	H	High Point	86 63				
												202	H	Boston College	89 58				
												217	A	Illinois	96 49				
												271	H	UMES	90 52				
												286	H	USC Upstate	87 56				
												299	A	Monmouth	84 34				
												330	H	Wagner	99 32				

LAST 12 Division I GAMES:																			
98	A	Wake Forest	56 73	30	A	Virginia	52 61	17	H	Duke	75 86	5	A	Florida St.	62 107				
30	H	Virginia	62 64	105	A	North Carolina	90 74	168	H	Pittsburgh	89 66	4	A	Louisville	56 67				
31	A	Syracuse	73 64	49	H	Miami (FL)	78 82	202	H	Boston College	89 58								
49	H	Miami (FL)	78 82	62	H	Georgia Tech	68 62												

Non-Div I Games:

Virginia Tech

Average RPI Win:	298	WON-LOST	WINNING	LAST 10	STRENGTH OF	OPP. STRENGTH	TEAM	ADJ.	CONF.	ADJ CONF.
Average RPI Loss:	204	RECORD	PCT. RANK	GAMES	SCHEDULE	OF SCHEDULE	RPI	RPI	RPI	RPI
DIV. I ONLY	4- 20	319	2- 8	248	328	330	330	29	29	
DIV. I NON-CONF.	1- 9	318	0- 0	127	241	301	301	29	29	

TOTALS	RPI 1-25	RPI 26-50	W-L RECORDS	RPI 51-100	RPI 101-999	RPI 201+				
4- 20	0- 0	0- 1	OVERALL	0- 3	4- 16	4- 11				
3- 7	0- 0	0- 1	HOME	0- 0	3- 6	3- 3				
1- 13	0- 0	0- 0	AWAY	0- 3	1- 10	1- 8				
0- 0	0- 0	0- 0	NEUTRAL	0- 0	0- 0	0- 0				
1- 9	0- 0	0- 1	NON-CONFERENCE	0- 3	1- 5	1- 2				
1- 2	0- 0	0- 1	HOME	0- 0	1- 1	1- 0				
0- 7	0- 0	0- 0	AWAY	0- 3	0- 4	0- 2				
0- 0	0- 0	0- 0	NEUTRAL	0- 0	0- 0	0- 0				
3- 11	0- 0	0- 0	CONFERENCE	0- 0	3- 11	3- 9				
2- 5	0- 0	0- 0	HOME	0- 0	2- 5	2- 3				
1- 6	0- 0	0- 0	AWAY	0- 0	1- 6	1- 6				
0- 0	0- 0	0- 0	NEUTRAL	0- 0	0- 0	0- 0				

RPI	S	Opponent	Score	RPI	S	Opponent	Score	RPI	S	Opponent	Score	RPI	S	Opponent	Score
				35	H	Princeton	37 58	67	A	James Madison	45 68	130	H	Saint Francis (PA)	76 79
								72	A	Virginia Tech	32 99	139	H	Robert Morris	52 58
								81	A	Albany (NY)	44 89	182	H	New Hampshire	53 65
												184	A	Stony Brook	50 69
												193	A	Temple	36 70
												228	A	Lafayette	52 70
												263	A	Towson	42 64
												267	A	St. Francis Brooklyn	76 80
												267	H	St. Francis Brooklyn	50 47
												269	A	Fairleigh Dickinson	61 62
												269	H	Fairleigh Dickinson	64 74
												273	A	Sacred Heart	49 61
												273	H	Sacred Heart	55 72
												287	A	Central Conn. St.	56 59
												287	H	Central Conn. St.	64 66
												288	A	Mt. St. Mary's	56 79
												289	A	LIU Brooklyn	69 74
												289	H	LIU Brooklyn	52 44
												290	A	Bryant	75 66
												347	H	Longwood	60 43
LAST 12 Division I GAMES:															
287	H	Central Conn. St.	64 66	130	H	Saint Francis (PA)	76 79								
269	A	Fairleigh Dickinson	61 62	139	H	Robert Morris	52 58								
273	A	Sacred Heart	49 61	267	A	St. Francis Brooklyn	76 80								
289	H	LIU Brooklyn	52 44	289	A	LIU Brooklyn	69 74								
267	H	St. Francis Brooklyn	50 47	273	H	Sacred Heart	55 72								
288	A	Mt. St. Mary's	56 79	269	H	Fairleigh Dickinson	64 74								

Non-Div I Games: Staten Island 63 58

Wagner

Average RPI Win:	177	WON-LOST	WINNING	LAST 10	STRENGTH OF	OPP. STRENGTH	TEAM	ADJ.	CONF.	ADJ CONF.
Average RPI Loss:	53	RECORD	PCT. RANK	GAMES	SCHEDULE	OF SCHEDULE	RPI	RPI	RPI	RPI
DIV. I ONLY	12- 14	202	2- 8	35	34	98	98	1	1	
DIV. I NON-CONF.	8- 5	111	0- 0	191	114	126	126	1	1	

TOTALS	RPI 1-25	RPI 26-50	W-L RECORDS	RPI 51-100	RPI 101-999	RPI 201+				
12- 14	0- 7	1- 2	OVERALL	2- 2	9- 3	6- 1				
6- 7	0- 4	0- 1	HOME	2- 0	4- 2	3- 0				
6- 5	0- 3	1- 0	AWAY	0- 2	5- 0	3- 0				
0- 2	0- 0	0- 1	NEUTRAL	0- 0	0- 1	0- 1				
8- 5	0- 1	0- 1	NON-CONFERENCE	1- 1	7- 2	5- 1				
5- 1	0- 0	0- 0	HOME	1- 0	4- 1	3- 0				
3- 2	0- 1	0- 0	AWAY	0- 1	3- 0	2- 0				
0- 2	0- 0	0- 1	NEUTRAL	0- 0	0- 1	0- 1				
4- 9	0- 6	1- 1	CONFERENCE	1- 1	2- 1	1- 0				
1- 6	0- 4	0- 1	HOME	1- 0	0- 1	0- 0				
3- 3	0- 2	1- 0	AWAY	0- 1	2- 0	1- 0				
0- 0	0- 0	0- 0	NEUTRAL	0- 0	0- 0	0- 0				

RPI 1-25				RPI 26-50				RPI 51-100				Team's RPI : 98				RPI 101+			
RPI	S	Opponent	Score	RPI	S	Opponent	Score	RPI	S	Opponent	Score	RPI	S	Opponent	Score	RPI	S	Opponent	Score
2	H	Notre Dame	73 96	31	H	Syracuse	61 71	56	H	El on	53 51	101	H	Seton Hall	57 67				
4	A	Louisville	52 89	40	N	Minnesota	81 93	62	A	Georgia Tech	67 79	105	H	North Carolina	76 79				
5	H	Florida St.	79 81	49	A	Miami (FL)	61 50	72	H	Virginia Tech	73 56	138	H	Charlotte	71 69				
17	A	Duke	51 59					83	A	Penn St.	58 68	168	A	Pittsburgh	58 49				
17	H	Duke	67 80									196	A	Richmond	85 81				
19	H	NC State	68 82									202	A	Boston College	67 59				
22	A	Rutgers	51 65									214	A	Xavier	62 57				
												232	H	Texas Southern	73 56				
												240	N	Hofstra	66 69				
												253	A	Col. of Charleston	77 40				
												270	H	Appalachian St.	78 49				
												271	H	UMES	92 50				

Non-Div I Games:

Wake Forest

Average RPI Win: 174		WON-LOST	WINNING	LAST 10	STRENGTH OF		OPP. STRENGTH	TEAM	ADJ.	CONF.	ADJ CONF.
Loss: 75		RECORD	PCT. RANK	GAMES	SCHEDULE		OF SCHEDULE	RPI	RPI	RPI	RPI
DIV. I ONLY		7- 19	288	1- 9	25		55	181	181	5	5
DIV. I NON-CONF.		6- 5	153	0- 0	47		131	97	97	3	3
TOTALS		RPI 1-25	RPI 26-50	W-L RECORDS		RPI 51-100	RPI 101-999	RPI 201+			
7- 19	0- 6	1- 5		OVERALL		1- 2	5- 6	3- 1			
5- 7	0- 2	0- 2		HOME		1- 1	4- 2	3- 0			
1- 10	0- 3	0- 3		AWAY		0- 1	1- 3	0- 1			
1- 2	0- 1	1- 0		NEUTRAL		0- 0	0- 1	0- 0			
6- 5	0- 2	1- 0		NON-CONFERENCE		0- 0	5- 3	3- 0			
4- 1	0- 0	0- 0		HOME		0- 0	4- 1	3- 0			
1- 2	0- 1	0- 0		AWAY		0- 0	1- 1	0- 0			
1- 2	0- 1	1- 0		NEUTRAL		0- 0	0- 1	0- 0			
1- 14	0- 4	0- 5		CONFERENCE		1- 2	0- 3	0- 1			
1- 6	0- 2	0- 2		HOME		1- 1	0- 1	0- 0			
0- 8	0- 2	0- 3		AWAY		0- 1	0- 2	0- 1			
0- 0	0- 0	0- 0		NEUTRAL		0- 0	0- 0	0- 0			

RPI 1-25			
RPI	S	Opponent	Score
7	A	Ohi o St.	76 85
8	A	Oregon	83 94
8	H	Oregon	63 76
10	H	UCLA	69 86
11	N	Texas	68 92
13	A	Stanford	45 71

RPI 26-50			
RPI	S	Opponent	Score
34	A	Cal i forn i a	60 69
39	A	Ari zona St.	41 61
42	N	C reighton	67 64
43	A	Oregon St.	63 75
43	H	Oregon St.	57 95
48	H	Southern Cal i forn i a	61 72

RPI 51-100			
RPI	S	Opponent	Score
92	A	Washi ngton St.	75 78
92	H	Washi ngton St.	56 49
95	H	Utah	65 74

RPI 101+			
RPI	S	Opponent	Score
105	N	North Carol i na	78 90
131	A	I daho	81 69
141	H	I daho St.	59 79
143	H	BYU	80 72
146	A	Col orado	56 76
146	H	Col orado	61 66
164	A	Boi se St.	62 85
220	H	Seattle U	84 76
276	H	Grand Canyon	79 65
279	A	Ari zona	70 72
316	H	Portl and	93 67

Team's RPI : 181			
------------------	--	--	--

LAST 12 Di vi si on I GAMES:			
146	A	Col orado	56 76
43	H	Oregon St.	57 95
8	H	Oregon	63 76
279	A	Ari zona	70 72
39	A	Ari zona St.	41 61
48	H	Southern Cal i forn i a	61 72
10	H	UCLA	69 86
92	H	Washi ngton St.	56 49
92	A	Washi ngton St.	75 78
13	A	Stanford	45 71
34	A	Cal i forn i a	60 69
146	H	Col orado	61 66

Non-Div I Games:

Washington

■ Loss, ■ Non-Conf, S Site, H Home A Away N Neutral

Average RPI Win:	247	WON-LOST	WINNING	LAST 10	STRENGTH OF	OPP. STRENGTH	TEAM	ADJ.	CONF.	ADJ CONF.
Average RPI Loss:	127	RECORD	PCT. RANK	GAMES	SCHEDULE	OF SCHEDULE	RPI	RPI	RPI	RPI
DIV. I ONLY	15- 8	89	6- 4	329	127	170	170	19	19	
DIV. I NON-CONF.	6- 3	87	0- 0	318	145	181	181	14	14	

TOTALS	RPI 1-25	RPI 26-50	W-L RECORDS	RPI 51-100	RPI 101-999	RPI 201+				
15- 8	0- 1	1- 1	OVERALL	0- 1	14- 5	11- 1				
10- 2	0- 0	1- 0	HOME	0- 1	9- 1	7- 0				
5- 6	0- 1	0- 1	AWAY	0- 0	5- 4	4- 1				
0- 0	0- 0	0- 0	NEUTRAL	0- 0	0- 0	0- 0				
6- 3	0- 1	0- 0	NON-CONFERENCE	0- 1	6- 1	6- 0				
4- 1	0- 0	0- 0	HOME	0- 1	4- 0	4- 0				
2- 2	0- 1	0- 0	AWAY	0- 0	2- 1	2- 0				
0- 0	0- 0	0- 0	NEUTRAL	0- 0	0- 0	0- 0				
9- 5	0- 0	1- 1	CONFERENCE	0- 0	8- 4	5- 1				
6- 1	0- 0	1- 0	HOME	0- 0	5- 1	3- 0				
3- 4	0- 0	0- 1	AWAY	0- 0	3- 3	2- 1				
0- 0	0- 0	0- 0	NEUTRAL	0- 0	0- 0	0- 0				

RPI 1-25				RPI 26-50				RPI 51-100				RPI 101+ Team's RPI: 170			
RPI	S	Opponent	Score	RPI	S	Opponent	Score	RPI	S	Opponent	Score	RPI	S	Opponent	Score
8	A	Oregon	87 114	36	A	Northern Colo.	69 71	95	H	Utah	58 85	128	A	Portland St.	64 77
				36	H	Northern Colo.	82 73					128	H	Portland St.	60 62
												129	A	Fresno St.	78 81
												141	A	Idaho St.	76 70
												141	H	Idaho St.	84 73
												176	A	North Dakota	67 80
												176	H	North Dakota	80 69
												206	A	CSUN	64 61
												231	H	Pepperdine	71 61
												278	A	Sacramento St.	78 56
												278	H	Sacramento St.	86 73
												307	H	Air Force	62 52
												310	H	Incarnate Word	79 55
												312	A	Northern Ariz.	75 76
												312	H	Northern Ariz.	77 63
												316	A	Portland	91 70
												322	A	Southern Utah	77 64
												322	H	Southern Utah	65 50
												327	H	Utah Valley	75 57

LAST 12 Division I GAMES:															
278	H	Sacramento St.	86 73	141	H	Idaho St.	84 73								
128	H	Portland St.	60 62	128	A	Portland St.	64 77								
36	A	Northern Colo.	69 71	278	A	Sacramento St.	78 56								
176	A	North Dakota	67 80	176	H	North Dakota	80 69								
312	H	Northern Ariz.	77 63	36	H	Northern Colo.	82 73								
322	H	Southern Utah	65 50	322	A	Southern Utah	77 64								

Non-Div I Games: Westminster (UT) 64 58 Antelope Valley 80 70

Weber St.

■ Loss,
 ■ Non-Conf,
 ■ S Site,
 ■ H Home
 ■ A Away
 N Neutral

Average RPI Win:	169	WON-LOST	WINNING	LAST 10	STRENGTH OF	OPP. STRENGTH	TEAM	ADJ.	CONF.	ADJ CONF.
Average RPI Loss:	36	RECORD	PCT. RANK	GAMES	SCHEDULE	OF SCHEDULE	RPI	RPI	RPI	RPI
DIV. I ONLY	19- 8	65	4- 6	85	49	66	66	4	4	
DIV. I NON-CONF.	12- 0	1	0- 0	169	172	19	19	5	5	

TOTALS	RPI 1-25	RPI 26-50	W-L RECORDS	RPI 51-100	RPI 101-999	RPI 201+				
19- 8	1- 5	0- 0	OVERALL	3- 3	15- 0	7- 0				
10- 5	0- 3	0- 0	HOME	0- 2	10- 0	6- 0				
5- 3	1- 2	0- 0	AWAY	1- 1	3- 0	1- 0				
4- 0	0- 0	0- 0	NEUTRAL	2- 0	2- 0	0- 0				
12- 0	1- 0	0- 0	NON-CONFERENCE	2- 0	9- 0	5- 0				
7- 0	0- 0	0- 0	HOME	0- 0	7- 0	5- 0				
1- 0	1- 0	0- 0	AWAY	0- 0	0- 0	0- 0				
4- 0	0- 0	0- 0	NEUTRAL	2- 0	2- 0	0- 0				
7- 8	0- 5	0- 0	CONFERENCE	1- 3	6- 0	2- 0				
3- 5	0- 3	0- 0	HOME	0- 2	3- 0	1- 0				
4- 3	0- 2	0- 0	AWAY	1- 1	3- 0	1- 0				
0- 0	0- 0	0- 0	NEUTRAL	0- 0	0- 0	0- 0				

RPI 1-25				RPI 26-50				RPI 51-100				RPI 101+			
RPI	S	Opponent	Score	RPI	S	Opponent	Score	RPI	S	Opponent	Score	RPI	S	Opponent	Score
6	H	Bayl or	72 83					53	A	Okl ahoma St.	73 79	107	N	Butler	75 68
11	A	Texas	58 79					57	N	Drexel	75 42	112	A	Iowa St.	69 59
11	H	Texas	55 73					70	A	TCU	87 82	112	H	Iowa St.	57 49
21	A	Texas A&M	70 56					70	H	TCU	74 76	148	N	Radford	75 55
25	A	Okl ahoma	57 76					72	N	Vi rgi ni a Tech	79 61	157	A	Kansas	74 54
25	H	Okl ahoma	77 79					88	H	Kansas St.	52 60	157	H	Kansas	76 46
												168	H	Pi ttsburgh	73 52
												195	H	Morehead St.	66 56
												227	A	Texas Tech	74 60
												227	H	Texas Tech	82 52
												254	H	North Florida	87 59
												260	H	Morgan St.	84 41
												278	H	Sacramento St.	101 47
												287	H	Central Conn. St.	102 52
												300	H	Coppi n St.	101 43
Team's RPI : 66															
LAST 12 Division I GAMES:															
25	H	Okl ahoma	77 79	227	H	Texas Tech	82 52								
157	H	Kansas	76 46	112	A	Iowa St.	69 59								
227	A	Texas Tech	74 60	53	A	Okl ahoma St.	73 79								
11	H	Texas	55 73	70	H	TCU	74 76								
25	A	Okl ahoma	57 76	157	A	Kansas	74 54								
6	H	Bayl or	72 83	112	H	Iowa St.	57 49								

Non-Div I Games:

West Virginia

Average RPI Win: 223	WON-LOST RECORD	WINNING PCT. RANK	LAST 10 GAMES	STRENGTH OF SCHEDULE	OPP. STRENGTH OF SCHEDULE	TEAM RPI	ADJ. RPI	CONF. RPI	ADJ. CONF. RPI
Average RPI Loss: 175									
DIV. I ONLY	3- 23	333	1- 8	123	276	306	306	17	17
DIV. I NON-CONF.	2- 11	305	0- 0	159	344	312	312	17	17

TOTALS	RPI 1-25	RPI 26-50	W-L RECORDS	RPI 51-100	RPI 101-999	RPI 201+			
3- 23	0- 1	0- 1	OVERALL	0- 2	3- 19	2- 8			
2- 10	0- 0	0- 0	HOME	0- 1	2- 9	1- 4			
1- 13	0- 1	0- 1	AWAY	0- 1	1- 10	1- 4			
0- 0	0- 0	0- 0	NEUTRAL	0- 0	0- 0	0- 0			
2- 11	0- 1	0- 1	NON-CONFERENCE	0- 0	2- 9	1- 6			
2- 3	0- 0	0- 0	HOME	0- 0	2- 3	1- 2			
0- 8	0- 1	0- 1	AWAY	0- 0	0- 6	0- 4			
0- 0	0- 0	0- 0	NEUTRAL	0- 0	0- 0	0- 0			
1- 12	0- 0	0- 0	CONFERENCE	0- 2	1- 10	1- 2			
0- 7	0- 0	0- 0	HOME	0- 1	0- 6	0- 2			
1- 5	0- 0	0- 0	AWAY	0- 1	1- 4	1- 0			
0- 0	0- 0	0- 0	NEUTRAL	0- 0	0- 0	0- 0			

RPI 1-25				RPI 26-50				RPI 51-100				RPI 101+				Team's RPI: 306
RPI	S	Opponent	Score	RPI	S	Opponent	Score	RPI	S	Opponent	Score	RPI	S	Opponent	Score	
14	A	South Carolina	43 101	27	A	Georgia	50 76	61	A	Mercer	50 72	115	A	Chattanooga	32 47	
								61	H	Mercer	46 53	115	H	Chattanooga	41 58	
												124	A	ETSU	50 66	
												124	H	ETSU	46 76	
												145	A	Samford	54 62	
												145	H	Samford	32 50	
												148	H	Radford	39 27	
												174	A	Furman	46 66	
												174	H	Furman	59 68	
												177	H	Davidson	57 70	
												191	A	UT Martin	54 62	
												198	A	High Point	69 75	
												211	A	N. C. A&T	59 68	
												219	A	Gardner-Webb	67 70	
												223	H	UNC Asheville	62 52	
												226	H	UNCG	67 88	
												262	A	Campbell	51 58	
												298	A	Wofford	68 62	
												298	H	Wofford	48 54	
												303	H	Eastern Ky.	59 62	
												317	A	South Carolina St.	45 75	
												340	H	Florida A&M	63 80	

LAST 12 Division I GAMES:																
145	H	Samford	32 50	226	H	UNCG	67 88									
61	H	Mercer	46 53	61	A	Mercer	50 72									
174	A	Furman	46 66	145	A	Samford	54 62									
298	A	Wofford	68 62	298	H	Wofford	48 54									
124	H	ETSU	46 76	174	H	Furman	59 68									
115	H	Chattanooga	41 58	115	A	Chattanooga	32 47									

Non-Div I Games: Warren Wilson 114 54 Brevard 79 34

Western Caro.

Average RPI Win:	235	WON-LOST	WINNING	LAST 10	STRENGTH OF	OPP. STRENGTH	TEAM	ADJ.	CONF.	ADJ CONF.
Average RPI Loss:	93	RECORD	PCT. RANK	GAMES	SCHEDULE	OF SCHEDULE	RPI	RPI	RPI	RPI
DIV. I ONLY	16- 8	80	6- 3	206	180	110	110	13	13	
DIV. I NON-CONF.	8- 4	87	0- 0	284	201	128	128	16	16	

TOTALS	RPI 1-25	RPI 26-50	W-L RECORDS	RPI 51-100	RPI 101-999	RPI 201+				
16- 8	1- 0	0- 3	OVERALL	0- 2	15- 3	11- 1				
8- 3	0- 0	0- 1	HOME	0- 1	8- 1	6- 0				
8- 5	1- 0	0- 2	AWAY	0- 1	7- 2	5- 1				
0- 0	0- 0	0- 0	NEUTRAL	0- 0	0- 0	0- 0				
8- 4	1- 0	0- 1	NON-CONFERENCE	0- 0	7- 3	6- 1				
3- 1	0- 0	0- 0	HOME	0- 0	3- 1	3- 0				
5- 3	1- 0	0- 1	AWAY	0- 0	4- 2	3- 1				
0- 0	0- 0	0- 0	NEUTRAL	0- 0	0- 0	0- 0				
8- 4	0- 0	0- 2	CONFERENCE	0- 2	8- 0	5- 0				
5- 2	0- 0	0- 1	HOME	0- 1	5- 0	3- 0				
3- 2	0- 0	0- 1	AWAY	0- 1	3- 0	2- 0				
0- 0	0- 0	0- 0	NEUTRAL	0- 0	0- 0	0- 0				

RPI 1-25				RPI 26-50				RPI 51-100				RPI 101+ Team's RPI: 110			
RPI	S	Opponent	Score	RPI	S	Opponent	Score	RPI	S	Opponent	Score	RPI	S	Opponent	Score
13	A	Stanford	71 64	32	A	South Dakota St.	48 84	68	A	South Dakota	81 92	111	H	Milwaukee	67 77
				32	H	South Dakota St.	42 70	68	H	South Dakota	58 82	133	A	Northern Ill.	94 96
				46	A	Gonzaga	65 80					137	A	Wichita St.	78 65
												172	H	Denver	118 93
												186	A	Oral Roberts	85 63
												186	H	Oral Roberts	56 49
												217	A	Illinois	77 67
												222	H	Southeast Mo. St.	87 59
												238	A	Omaha	90 51
												238	H	Omaha	103 68
												243	A	Austin Peay	81 68
												257	A	Bradley	80 87
												275	H	North Dakota St.	97 72
												282	H	UMKC	90 71
												331	A	Fort Wayne	100 64
												331	H	Fort Wayne	91 44
												345	A	Chicago St.	83 45
												345	H	Chicago St.	71 54

LAST 12 Division I GAMES:															
				32	H	South Dakota St.	42 70	32	A	South Dakota St.	48 84				
				238	H	Omaha	103 68	331	H	Fort Wayne	91 44				
				186	A	Oral Roberts	85 63	238	A	Omaha	90 51				
				68	A	South Dakota	81 92	186	H	Oral Roberts	56 49				
				275	H	North Dakota St.	97 72	68	H	South Dakota	58 82				
				172	H	Denver	118 93	331	A	Fort Wayne	100 64				

Non-Div I Games: Illinois Col. 122 40 William Woods 96 57 Eureka 98 46

Western Ill.

Average RPI		Win: 212	WON-LOST	WINNING	LAST 10	STRENGTH OF		OPP. STRENGTH	TEAM	ADJ.	CONF.	ADJ CONF.	
Loss: 49			RECORD	PCT. RANK	GAMES	SCHEDULE		OF SCHEDULE	RPI	RPI	RPI	RPI	
DIV. I ONLY		19- 6		45	8- 2	98			151	45	45	18	18
DIV. I NON-CONF.		8- 4		87	0- 0	56			48	41	41	19	19

TOTALS		RPI 1-25		RPI 26-50		W-L RECORDS			RPI 51-100		RPI 101-999		RPI 201+
19- 6		1- 2		0- 1		OVERALL			2- 3		16- 0		11- 0
9- 1		0- 1		0- 0		HOME			0- 0		9- 0		8- 0
6- 5		0- 1		0- 1		AWAY			0- 3		6- 0		3- 0
4- 0		1- 0		0- 0		NEUTRAL			2- 0		1- 0		0- 0
8- 4		1- 2		0- 1		NON-CONFERENCE			2- 1		5- 0		3- 0
2- 1		0- 1		0- 0		HOME			0- 0		2- 0		2- 0
2- 3		0- 1		0- 1		AWAY			0- 1		2- 0		1- 0
4- 0		1- 0		0- 0		NEUTRAL			2- 0		1- 0		0- 0
11- 2		0- 0		0- 0		CONFERENCE			0- 2		11- 0		8- 0
7- 0		0- 0		0- 0		HOME			0- 0		7- 0		6- 0
4- 2		0- 0		0- 0		AWAY			0- 2		4- 0		2- 0
0- 0		0- 0		0- 0		NEUTRAL			0- 0		0- 0		0- 0

RPI 1-25				RPI 26-50				Team's RPI: 45				RPI 51-100				RPI 101+			
RPI	S	Opponent	Score	RPI	S	Opponent	Score	RPI	S	Opponent	Score	RPI	S	Opponent	Score	RPI	S	Opponent	Score
2	H	Notre Dame	65 78	37	A	Bal I St.	81 93	58	A	Indiana	71 73	114	A	Middle Tenn.	76 60				
16	N	Missouri	79 76					60	N	Toledo	70 56	114	H	Middle Tenn.	57 43				
18	A	Iowa	97 104					61	N	Mercer	67 62	147	A	Southern Ill.	75 49				
								80	A	UAB	61 79	167	A	Louisiana Tech	74 64				
								96	A	Rice	58 73	183	N	Stetson	66 58				
												203	H	Southern Miss.	81 60				
												218	A	North Texas	79 65				
												237	H	Fla. Atlantic	82 63				
												274	H	Old Dominion	62 48				
												294	H	UTSA	73 38				
												302	H	FIU	101 47				
												315	A	Georgia St.	74 63				
												318	A	Marshall I	86 66				
												318	H	Marshall I	77 50				
												338	H	Mississippi Val.	87 48				
												349	H	Evansville	92 54				
LAST 12 Division I GAMES:																			
318	H	Marshall I	77 50	218	A	North Texas	79 65												
114	A	Middle Tenn.	76 60	318	A	Marshall I	86 66												
96	A	Rice	58 73	294	H	UTSA	73 38												
274	H	Old Dominion	62 48	80	A	UAB	61 79												
237	H	Fla. Atlantic	82 63	302	H	FIU	101 47												
167	A	Louisiana Tech	74 64	203	H	Southern Miss.	81 60												

Non-Div I Games: Lee 88 64

Western Ky.

Average RPI Win:	201	WON-LOST	WINNING	LAST 10	STRENGTH OF	OPP. STRENGTH	TEAM	ADJ.	CONF.	ADJ CONF.
Average RPI Loss:	61	RECORD	PCT. RANK	GAMES	SCHEDULE	OF SCHEDULE	RPI	RPI	RPI	RPI
DIV. I ONLY	11- 12	197	4- 6	95	68	113	113	8	8	
DIV. I NON-CONF.	4- 5	202	0- 0	130	41	120	120	8	8	

TOTALS	RPI 1-25	RPI 26-50	W-L RECORDS	RPI 51-100	RPI 101-999	RPI 201+				
11- 12	0- 3	0- 2	OVERALL	1- 6	10- 1	7- 1				
5- 3	0- 0	0- 1	HOME	1- 2	4- 0	3- 0				
5- 7	0- 2	0- 1	AWAY	0- 3	5- 1	4- 1				
1- 2	0- 1	0- 0	NEUTRAL	0- 1	1- 0	0- 0				
4- 5	0- 2	0- 0	NON-CONFERENCE	0- 3	4- 0	3- 0				
1- 0	0- 0	0- 0	HOME	0- 0	1- 0	1- 0				
2- 3	0- 1	0- 0	AWAY	0- 2	2- 0	2- 0				
1- 2	0- 1	0- 0	NEUTRAL	0- 1	1- 0	0- 0				
7- 7	0- 1	0- 2	CONFERENCE	1- 3	6- 1	4- 1				
4- 3	0- 0	0- 1	HOME	1- 2	3- 0	2- 0				
3- 4	0- 1	0- 1	AWAY	0- 1	3- 1	2- 1				
0- 0	0- 0	0- 0	NEUTRAL	0- 0	0- 0	0- 0				

RPI 1-25				RPI 26-50				RPI 51-100				RPI 101+				Team's RPI: 113
RPI	S	Opponent	Score	RPI	S	Opponent	Score	RPI	S	Opponent	Score	RPI	S	Opponent	Score	
15	A	Buffalo	49 71	28	A	Central Mich.	70 74	52	N	St. John's (NY)	48 76	124	N	ETSU	87 79	
18	A	Iowa	56 79	37	H	Ball St.	71 81	59	A	Michigan St.	62 65	133	H	Northern Ill.	88 83	
22	N	Rutgers	64 75					60	A	Toledo	68 69	157	A	Kent St.	66 61	
								60	H	Toledo	73 78	204	A	Eastern Mich.	67 69	
								86	H	Ohio	54 69	210	A	Akron	59 51	
								87	H	Miami (OH)	81 70	210	H	Akron	76 60	
								89	A	New Mexico	76 88	212	A	Bowling Green	81 67	
												212	H	Bowling Green	67 58	
												235	A	New Mexico St.	64 55	
												313	A	Loyola Chicago	65 47	
												319	H	Detroit Mercy	74 62	

LAST 12 Division I GAMES:																
60	A	Toledo	68 69	210	A	Akron	59 51									
37	H	Ball St.	71 81	87	H	Miami (OH)	81 70									
212	A	Bowling Green	81 67	204	A	Eastern Mich.	67 69									
210	H	Akron	76 60	86	H	Ohio	54 69									
60	H	Toledo	73 78	133	H	Northern Ill.	88 83									
28	A	Central Mich.	70 74	157	A	Kent St.	66 61									

Non-Div I Games: Goshen 87 36 Kentucky St. 85 50 Olivet 86 37

Western Mich.

Average RPI	Win:	194	WON-LOST	WINNING	LAST 10	STRENGTH OF	OPP. STRENGTH	TEAM	ADJ.	CONF.	ADJ CONF.
Average RPI	Loss:	86	RECORD	PCT. RANK	GAMES	SCHEDULE	OF SCHEDULE	RPI	RPI	RPI	RPI
DIV. I ONLY		12- 16		215	6- 4	72	87	137	137	7	7
DIV. I NON-CONF.		5- 9		238	0- 0	77	130	193	193	7	7

TOTALS	RPI 1-25		RPI 26-50		W-L RECORDS	RPI 51-100		RPI 101-999		RPI 201+	
12- 16	1- 2		0- 3		OVERALL	1- 5		10- 6		5- 1	
8- 5	1- 0		0- 0		HOME	0- 2		7- 3		4- 0	
3- 10	0- 2		0- 3		AWAY	1- 3		2- 2		1- 0	
1- 1	0- 0		0- 0		NEUTRAL	0- 0		1- 1		0- 1	
5- 9	0- 1		0- 2		NON-CONFERENCE	0- 3		5- 3		3- 1	
4- 2	0- 0		0- 0		HOME	0- 1		4- 1		3- 0	
0- 6	0- 1		0- 2		AWAY	0- 2		0- 1		0- 0	
1- 1	0- 0		0- 0		NEUTRAL	0- 0		1- 1		0- 1	
7- 7	1- 1		0- 1		CONFERENCE	1- 2		5- 3		2- 0	
4- 3	1- 0		0- 0		HOME	0- 1		3- 2		1- 0	
3- 4	0- 1		0- 1		AWAY	1- 1		2- 1		1- 0	
0- 0	0- 0		0- 0		NEUTRAL	0- 0		0- 0		0- 0	

RPI	S	Opponent	Score	RPI	S	Opponent	Score	RPI	S	Opponent	Score	RPI	S	Opponent	Score	Team's RPI: 137
1	A	UConn	43 124	32	A	South Dakota St.	64 96	53	A	Oklahoma St.	67 91	103	A	Missouri St.	71 94	
9	A	Tennessee	56 68	42	A	Creighton	61 66	54	A	Houston	55 73	103	H	Missouri St.	72 58	
24	H	South Fla.	64 56	44	A	UCF	53 59	54	H	Houston	62 73	110	H	Western Ill.	65 78	
								68	H	South Dakota	48 62	132	H	Cincinnati	69 75	
								89	A	New Mexico	62 76	165	N	UC Irvine	76 53	
								100	A	Tulane	64 56	171	H	Tulsa	62 67	
												193	H	Temple	88 81	
												199	A	East Carolina	67 77	
												201	A	Memphis	77 64	
												201	H	Memphis	69 61	
												205	A	SMU	52 45	
												205	H	SMU	66 43	
												217	N	Illinois	67 68	
												282	H	UMKC	72 63	
												304	H	Alcorn	87 46	
												345	H	Chicago St.	66 63	

LAST 12 Division I GAMES:																
205	A	SMU	52 45	201	A	Memphis	77 64									
193	H	Temple	88 81	24	H	South Fla.	64 56									
1	A	UConn	43 124	205	H	SMU	66 43									
132	H	Cincinnati	69 75	100	A	Tulane	64 56									
54	H	Houston	62 73	201	H	Memphis	69 61									
199	A	East Carolina	67 77	44	A	UCF	53 59									

Non-Div I Games:

Wichita St.

Average RPI Win: 217		WON-LOST RECORD	WINNING PCT. RANK	LAST 10 GAMES	STRENGTH OF SCHEDULE	OPP. STRENGTH OF SCHEDULE	TEAM RPI	ADJ. RPI	CONF. RPI	ADJ CONF. RPI
Average RPI Loss: 157										
DIV. I ONLY		16- 9	91	5- 5	253	169	160	160	10	10
DIV. I NON-CONF.		9- 2	33	0- 0	265	205	86	86	12	12
TOTALS		RPI 1-25	RPI 26-50	W-L RECORDS	RPI 51-100	RPI 101-999	RPI 201+			
16- 9	0- 0		0- 0	OVERALL	1- 3	15- 6	10- 4			
9- 5	0- 0		0- 0	HOME	1- 2	8- 3	6- 3			
7- 4	0- 0		0- 0	AWAY	0- 1	7- 3	4- 1			
0- 0	0- 0		0- 0	NEUTRAL	0- 0	0- 0	0- 0			
9- 2	0- 0		0- 0	NON-CONFERENCE	0- 1	9- 1	5- 1			
5- 1	0- 0		0- 0	HOME	0- 0	5- 1	4- 1			
4- 1	0- 0		0- 0	AWAY	0- 1	4- 0	1- 0			
0- 0	0- 0		0- 0	NEUTRAL	0- 0	0- 0	0- 0			
7- 7	0- 0		0- 0	CONFERENCE	1- 2	6- 5	5- 3			
4- 4	0- 0		0- 0	HOME	1- 2	3- 2	2- 2			
3- 3	0- 0		0- 0	AWAY	0- 0	3- 3	3- 1			
0- 0	0- 0		0- 0	NEUTRAL	0- 0	0- 0	0- 0			

RPI 1-25				RPI 26-50				RPI 51-100				RPI 101+				Team's RPI: 160	
RPI	S	Opponent	Score	RPI	S	Opponent	Score	RPI	S	Opponent	Score	RPI	S	Opponent	Score		
								52	A	St. John's (NY)	81 92	125	A	Delaware	59 68		
								56	H	Elon	81 75	130	A	Saint Francis (PA)	92 86		
								57	H	Drexel	58 65	136	A	Northeastern	46 64		
								67	H	James Madison	41 86	136	H	Northeastern	71 53		
												177	H	Davidson	73 55		
												196	A	Richmond	78 64		
												199	A	East Carolina	71 65		
												213	H	Norfolk St.	74 80		
												240	A	Hofstra	54 65		
												240	H	Hofstra	63 53		
												246	H	Loyola Maryland	70 49		
												248	A	Howard	83 71		
												253	A	Col. of Charleston	68 54		
												253	H	Col. of Charleston	79 66		
												256	H	Fairfield	57 47		
												263	A	Towson	75 63		
												263	H	Towson	66 67		
												264	A	UNCW	66 53		
												264	H	UNCW	49 64		
												274	H	Old Dominion	75 58		
												286	H	USC Upstate	83 63		
LAST 12 Division I GAMES:																	
				264	H	UNCW	49 64	253	H	Col. of Charleston	79 66						
				136	H	Northeastern	71 53	136	A	Northeastern	46 64						
				125	A	Delaware	59 68	240	A	Hofstra	54 65						
				263	A	Towson	75 63	56	H	Elon	81 75						
				67	H	James Madison	41 86	263	H	Towson	66 67						
				240	H	Hofstra	63 53	57	H	Drexel	58 65						

Non-Div I Games:

William & Mary

■ Loss, ■ Non-Conf, S Site, H Home A Away N Neutral

Average RPI	Win:	347	WON-LOST	WINNING	LAST 10	STRENGTH OF	OPP. STRENGTH	TEAM	ADJ.	CONF.	ADJ CONF.
Average RPI	Loss:	198	RECORD	PCT. RANK	GAMES	SCHEDULE	OF SCHEDULE	RPI	RPI	RPI	RPI
DIV. I ONLY		1- 23		348	1- 9	200	325	341	341	27	27
DIV. I NON-CONF.		0- 10		337	0- 0	192	252	338	338	28	28

TOTALS	RPI 1-25		RPI 26-50		W-L RECORDS	RPI 51-100		RPI 101-999		RPI 201+	
1- 23	0- 1		0- 0		OVERALL	0- 4		1- 18		1- 13	
1- 10	0- 0		0- 0		HOME	0- 1		1- 9		1- 6	
0- 13	0- 1		0- 0		AWAY	0- 3		0- 9		0- 7	
0- 0	0- 0		0- 0		NEUTRAL	0- 0		0- 0		0- 0	
0- 10	0- 1		0- 0		NON-CONFERENCE	0- 3		0- 6		0- 5	
0- 4	0- 0		0- 0		HOME	0- 1		0- 3		0- 2	
0- 6	0- 1		0- 0		AWAY	0- 2		0- 3		0- 3	
0- 0	0- 0		0- 0		NEUTRAL	0- 0		0- 0		0- 0	
1- 13	0- 0		0- 0		CONFERENCE	0- 1		1- 12		1- 8	
1- 6	0- 0		0- 0		HOME	0- 0		1- 6		1- 4	
0- 7	0- 0		0- 0		AWAY	0- 1		0- 6		0- 4	
0- 0	0- 0		0- 0		NEUTRAL	0- 0		0- 0		0- 0	

RPI 1-25				RPI 26-50				RPI 51-100				RPI 101+				Team's RPI: 341
RPI	S	Opponent	Score	RPI	S	Opponent	Score	RPI	S	Opponent	Score	RPI	S	Opponent	Score	
17	A	Duke	30 101					56	A	El on	37 98	124	H	ETSU	63 74	
								61	A	Mercer	45 93	148	A	Radford	52 78	
								64	H	Duquesne	54 81	148	H	Radford	30 70	
								85	A	Li berty	37 63	198	A	High Point	40 77	
												198	H	High Point	58 79	
												210	A	Akron	43 69	
												219	A	Gardner-Webb	55 68	
												219	H	Gardner-Webb	59 66	
												223	A	UNC Asheville	51 63	
												223	H	UNC Asheville	48 70	
												262	H	Campbell	48 72	
												272	A	Presbyteri an	45 78	
												272	H	Presbyteri an	58 64	
												298	H	Wofford	68 73	
												305	A	Tennessee Tech	41 70	
												309	A	Charleston So.	45 81	
												317	H	South Carolina St.	37 65	
												318	A	Marshall	40 70	
												347	H	Longwood	69 60	
LAST 12 Division I GAMES:																
148	H	Radford	30 70	219	H	Gardner-Webb	59 66									
198	A	High Point	40 77	272	A	Presbyteri an	45 78									
219	A	Gardner-Webb	55 68	223	H	UNC Asheville	48 70									
272	H	Presbyteri an	58 64	309	A	Charleston So.	45 81									
223	A	UNC Asheville	51 63	198	H	High Point	58 79									
347	H	Longwood	69 60	85	A	Li berty	37 63									

Non-Div I Games: N. C. Wesleyan 94 50

Winthrop

W
i
s
c
o
n
s
i
n

Wisconsin				Through Games Of Feb. 17, 2018							
Average RPI	Win:	214	WON-LOST	WINNING	LAST 10	STRENGTH OF	OPP. STRENGTH	TEAM	ADJ.	CONF.	ADJ CONF.
Average RPI	Loss:	56	RECORD	PCT. RANK	GAMES	SCHEDULE	OF SCHEDULE	RPI	RPI	RPI	RPI
DIV. I ONLY			9- 18	258	2- 8	71	41	187	187	3	3
DIV. I NON-CONF.			7- 6	165	0- 0	182	54	161	161	4	4

TOTALS	RPI 1-25		RPI 26-50		W-L RECORDS	RPI 51-100		RPI 101-999		RPI 201+	
9- 18	0- 5		0- 6		OVERALL	0- 4		9- 3		5- 0	
6- 9	0- 5		0- 2		HOME	0- 1		6- 1		4- 0	
2- 8	0- 0		0- 3		AWAY	0- 3		2- 2		1- 0	
1- 1	0- 0		0- 1		NEUTRAL	0- 0		1- 0		0- 0	
7- 6	0- 1		0- 2		NON-CONFERENCE	0- 1		7- 2		4- 0	
5- 2	0- 1		0- 0		HOME	0- 0		5- 1		4- 0	
1- 3	0- 0		0- 1		AWAY	0- 1		1- 1		0- 0	
1- 1	0- 0		0- 1		NEUTRAL	0- 0		1- 0		0- 0	
2- 12	0- 4		0- 4		CONFERENCE	0- 3		2- 1		1- 0	
1- 7	0- 4		0- 2		HOME	0- 1		1- 0		0- 0	
1- 5	0- 0		0- 2		AWAY	0- 2		1- 1		1- 0	
0- 0	0- 0		0- 0		NEUTRAL	0- 0		0- 0		0- 0	

RPI 1-25				RPI 26-50				RPI 51-100				RPI 101+ Team's RPI: 187			
RPI	S	Opponent	Score	RPI	S	Opponent	Score	RPI	S	Opponent	Score	RPI	S	Opponent	Score
7	H	Ohio St.	55 68	29	A	Marquette	65 88	58	A	Indiana	55 69	107	A	Butler	62 69
12	H	Green Bay	34 67	31	N	Syracuse	74 77	65	A	Nebraska	48 51	111	H	Milwaukee	64 67
18	H	Iowa	46 56	40	A	Minnesota	65 90	83	H	Penn St.	62 69	127	N	Vanderbilt	73 71
20	H	Maryland	44 71	40	H	Minnesota	61 71	90	A	George Washington	46 61	138	H	Charlotte	80 66
22	H	Rutgers	50 63	41	A	Purdue	35 57					168	A	Pittsburgh	58 57
				46	H	Michigan	57 80					188	A	Northwestern	60 69

LAST 12 Division I GAMES:															
22	H	Rutgers	50 63	188	H	Northwestern	58 46								
65	A	Nebraska	48 51	40	A	Minnesota	65 90								
7	H	Ohio St.	55 68	83	H	Penn St.	62 69								
40	H	Minnesota	61 71	188	A	Northwestern	60 69								
217	A	Illinois	70 61	20	H	Maryland	44 71								
58	A	Indiana	55 69	46	H	Michigan	57 80								

W
i
s
c
o
n
s
i
n

Non-Div I Games:

Wisconsin

Average RPI Win: 254

Average RPI Loss: 171

WON-LOST
RECORDWINNING
PCT. RANKLAST 10
GAMESSTRENGTH OF
SCHEDULEOPP. STRENGTH
OF SCHEDULETEAM
RPIADJ.
RPICONF.
RPIADJ CONF.
RPIDIV. I ONLY
DIV. I NON-CONF.7- 18
4- 8283
2391- 8
0- 0256
313196
293298
307298
30717
1717
17

TOTALS

RPI 1-25

RPI 26-50

W-L RECORDS

RPI 51-100

RPI 101-999

RPI 201+

7- 18 0- 1
5- 8 0- 0
2- 10 0- 1
0- 0 0- 00- 1
0- 0
0- 1
0- 0OVERALL
HOME
AWAY
NEUTRAL0- 2
0- 1
0- 1
0- 07- 14
5- 7
2- 7
0- 05- 9
3- 5
2- 4
0- 04- 8 0- 1
3- 3 0- 0
1- 5 0- 1
0- 0 0- 00- 1
0- 0
0- 1
0- 0NON-CONFERENCE
HOME
AWAY
NEUTRAL0- 0
0- 0
0- 0
0- 04- 6
3- 3
1- 3
0- 04- 6
3- 3
1- 3
0- 03- 10 0- 0
2- 5 0- 0
1- 5 0- 0
0- 0 0- 00- 0
0- 0
0- 0
0- 0CONFERENCE
HOME
AWAY
NEUTRAL0- 2
0- 1
0- 1
0- 03- 8
2- 4
1- 4
0- 01- 3
0- 2
1- 1
0- 0

RPI 1-25

RPI 26-50

RPI 51-100

RPI 101+

Team's RPI: 298

RPI S Opponent Score
14 A South Carolina 60 94RPI S Opponent Score
27 A Georgia 56 95RPI S Opponent Score
61 A Mercer 39 80
61 H Mercer 46 71

RPI	S	Opponent	Score
115	A	Chattanooga	46 76
115	H	Chattanooga	47 54
124	A	ETSU	53 82
124	H	ETSU	58 61
145	A	Samford	77 81
145	H	Samford	58 46
174	H	Furman	79 48
219	A	Gardner-Webb	55 73
223	H	UNC Asheville	70 68
226	A	UNCG	51 66
226	H	UNCG	75 81
238	H	Omaha	60 64
253	A	Col. of Charleston	51 59
254	H	North Florida	69 57
255	A	Coastal Caro.	51 67
264	H	UNCW	60 65
306	A	Western Caro.	54 48
306	H	Western Caro.	62 68
309	H	Charleston So.	45 68
333	H	N. C. Central	77 56
341	A	Winthrop	73 68

LAST 12 Division I GAMES:

115	A	Chattanooga	46	76	174	H	Furman	79	48
124	A	ETSU	53	82	124	H	ETSU	58	61
226	H	UNCG	75	81	115	H	Chattanooga	47	54
306	H	Western Caro.	62	68	306	A	Western Caro.	54	48
61	A	Mercer	39	80	226	A	UNCG	51	66
145	A	Samford	77	81	145	H	Samford	58	46

W
o
f
f
o
r
dW
o
f
f
o
r
d

Non-Div I Games:

Brevard

85 46

Southern Wesleyan

104 57

Bob Jones

96 54

Wofford

Average RPI Win:	233	WON-LOST	WINNING	LAST 10	STRENGTH OF	OPP. STRENGTH	TEAM	ADJ.	CONF.	ADJ CONF.
Average RPI Loss:	73	RECORD	PCT. RANK	GAMES	SCHEDULE	OF SCHEDULE	RPI	RPI	RPI	RPI
DIV. I ONLY	17- 8	74	6- 4	198	147	99	99	11	11	
DIV. I NON-CONF.	7- 3	74	0- 0	258	180	108	108	15	15	

TOTALS	RPI 1-25	RPI 26-50	W-L RECORDS	RPI 51-100	RPI 101-999	RPI 201+				
17- 8	0- 3	0- 1	OVERALL	1- 1	16- 3	10- 1				
9- 2	0- 1	0- 0	HOME	0- 1	9- 0	7- 0				
6- 5	0- 2	0- 1	AWAY	1- 0	5- 2	3- 0				
2- 1	0- 0	0- 0	NEUTRAL	0- 0	2- 1	0- 1				
7- 3	0- 1	0- 1	NON-CONFERENCE	1- 0	6- 1	3- 1				
3- 0	0- 0	0- 0	HOME	0- 0	3- 0	3- 0				
2- 2	0- 1	0- 1	AWAY	1- 0	1- 0	0- 0				
2- 1	0- 0	0- 0	NEUTRAL	0- 0	2- 1	0- 1				
10- 5	0- 2	0- 0	CONFERENCE	0- 1	10- 2	7- 0				
6- 2	0- 1	0- 0	HOME	0- 1	6- 0	4- 0				
4- 3	0- 1	0- 0	AWAY	0- 0	4- 2	3- 0				
0- 0	0- 0	0- 0	NEUTRAL	0- 0	0- 0	0- 0				

RPI 1-25			
RPI	S	Opponent	Score
12	A	Green Bay	68 75
12	H	Green Bay	51 58
16	A	Missouri	80 82

RPI 26-50			
RPI	S	Opponent	Score
27	A	Georgia	71 87

RPI 51-100			
RPI	S	Opponent	Score
69	A	Belmont	91 81
76	H	IUPUI	61 64

RPI 101+			
RPI	S	Opponent	Score
111	A	Milwaukee	53 59
111	H	Milwaukee	56 51
119	A	Cleveland St.	70 71
157	A	Kent St.	72 60
179	A	Youngstown St.	69 59
179	H	Youngstown St.	73 50
183	N	Stetson	64 59
196	N	Richmond	85 69
209	N	Providence	69 74
221	A	Oakland	77 57
221	H	Oakland	80 75
241	A	Northern Ky.	68 63
241	H	Northern Ky.	73 60
305	H	Tennessee Tech	82 59
319	A	Detroit Mercy	88 60
319	H	Detroit Mercy	85 55
332	H	Ill.-Chicago	60 50
345	H	Chicago St.	84 39
346	H	Eastern Ill.	81 46

LAST 12 Division I GAMES:

241	H	Northern Ky.	73 60	119	A	Cleveland St.	70 71
221	H	Oakland	80 75	76	H	IUPUI	61 64
319	H	Detroit Mercy	85 55	332	H	Ill.-Chicago	60 50
12	A	Green Bay	68 75	179	H	Youngstown St.	73 50
111	A	Milwaukee	53 59	241	A	Northern Ky.	68 63
179	A	Youngstown St.	69 59	319	A	Detroit Mercy	88 60

Non-Div I Games: Northwestern Ohio 106 52 Cincinnati Christian99 36

Wright St.

Average RPI Win:	187	WON-LOST	WINNING	LAST 10	STRENGTH OF	OPP. STRENGTH	TEAM	ADJ.	CONF.	ADJ CONF.
Average RPI Loss:	139	RECORD	PCT. RANK	GAMES	SCHEDULE	OF SCHEDULE	RPI	RPI	RPI	RPI
DIV. I ONLY	16- 7	67	8- 2	111	177	74	74	16	16	
DIV. I NON-CONF.	5- 4	146	0- 0	21	279	65	65	13	13	

TOTALS	RPI 1-25	RPI 26-50	W-L RECORDS	RPI 51-100	RPI 101-999	RPI 201+				
16- 7	0- 1	0- 0	OVERALL	3- 1	13- 5	8- 2				
9- 1	0- 0	0- 0	HOME	3- 0	6- 1	5- 0				
7- 4	0- 1	0- 0	AWAY	0- 0	7- 3	3- 2				
0- 2	0- 0	0- 0	NEUTRAL	0- 1	0- 1	0- 0				
5- 4	0- 1	0- 0	NON-CONFERENCE	1- 1	4- 2	1- 1				
3- 0	0- 0	0- 0	HOME	1- 0	2- 0	1- 0				
2- 2	0- 1	0- 0	AWAY	0- 0	2- 1	0- 1				
0- 2	0- 0	0- 0	NEUTRAL	0- 1	0- 1	0- 0				
11- 3	0- 0	0- 0	CONFERENCE	2- 0	9- 3	7- 1				
6- 1	0- 0	0- 0	HOME	2- 0	4- 1	4- 0				
5- 2	0- 0	0- 0	AWAY	0- 0	5- 2	3- 1				
0- 0	0- 0	0- 0	NEUTRAL	0- 0	0- 0	0- 0				

RPI 1-25				RPI 26-50				RPI 51-100				RPI 101+			
RPI	S	Opponent	Score	RPI	S	Opponent	Score	RPI	S	Opponent	Score	RPI	S	Opponent	Score
17	A	Duke	40 63					76	N	IUPUI	59 65	121	A	Colorado St.	53 49
								79	H	Drake	75 61	121	H	Colorado St.	53 64
								89	H	New Mexico	66 55	129	A	Fresno St.	47 60
								94	H	UNLV	69 56	131	A	Idaho	70 64
												141	H	Idaho St.	61 53
												150	N	UNI	40 55
												164	A	Boise St.	66 51
												172	A	Denver	61 51
												208	A	Nevada	65 62
												208	H	Nevada	66 60
												233	A	Montana St.	46 50
												244	A	San Diego St.	62 68
												244	H	San Diego St.	70 50
												249	H	Montana	67 62
												250	A	San Jose St.	66 64
												250	H	San Jose St.	58 46
												296	A	Utah St.	64 46
												296	H	Utah St.	61 44

LAST 12 Division I GAMES:															
250	A	San Jose St.	66 64	250	H	San Jose St.	58 46								
244	H	San Diego St.	70 50	208	A	Nevada	65 62								
94	H	UNLV	69 56	296	H	Utah St.	61 44								
296	A	Utah St.	64 46	121	A	Colorado St.	53 49								
129	A	Fresno St.	47 60	89	H	New Mexico	66 55								
121	H	Colorado St.	53 64	164	A	Boise St.	66 51								

Non-Div I Games: Colo. Christian 62 33 Adams St. 73 47

Wyoming

■ Loss,
 ■ Non-Conf,
 ■ S Site,
 ■ Home
 ■ A Away
 N Neutral

Average RPI Win:	221	WON-LOST	WINNING	LAST 10	STRENGTH OF	OPP. STRENGTH	TEAM	ADJ.	CONF.	ADJ CONF.
Average RPI Loss:	64	RECORD	PCT. RANK	GAMES	SCHEDULE	OF SCHEDULE	RPI	RPI	RPI	RPI
DIV. I ONLY	9- 18	258	1- 9	83	79	214	214	6	6	
DIV. I NON-CONF.	7- 4	102	0- 0	204	273	156	156	6	6	

TOTALS	RPI 1-25	RPI 26-50	W-L RECORDS	RPI 51-100	RPI 101-999	RPI 201+				
9- 18	0- 3	0- 7	OVERALL	0- 3	9- 5	5- 1				
7- 8	0- 1	0- 3	HOME	0- 2	7- 2	5- 0				
1- 9	0- 1	0- 4	AWAY	0- 1	1- 3	0- 1				
1- 1	0- 1	0- 0	NEUTRAL	0- 0	1- 0	0- 0				
7- 4	0- 1	0- 1	NON-CONFERENCE	0- 1	7- 1	4- 1				
6- 1	0- 0	0- 0	HOME	0- 1	6- 0	4- 0				
0- 2	0- 0	0- 1	AWAY	0- 0	0- 1	0- 1				
1- 1	0- 1	0- 0	NEUTRAL	0- 0	1- 0	0- 0				
2- 14	0- 2	0- 6	CONFERENCE	0- 2	2- 4	1- 0				
1- 7	0- 1	0- 3	HOME	0- 1	1- 2	1- 0				
1- 7	0- 1	0- 3	AWAY	0- 1	1- 2	0- 0				
0- 0	0- 0	0- 0	NEUTRAL	0- 0	0- 0	0- 0				

RPI 1-25				RPI 26-50				RPI 51-100				RPI 101+				Team's RPI: 214
RPI	S	Opponent	Score	RPI	S	Opponent	Score	RPI	S	Opponent	Score	RPI	S	Opponent	Score	
16	N	Missouri	48 74	29	A	Marquette	67 88	52	A	St. John's (NY)	36 70	101	A	Seton Hall	53 58	
23	A	Villanova	57 75	29	H	Marquette	63 80	52	H	St. John's (NY)	63 67	101	H	Seton Hall	51 62	
23	H	Villanova	50 89	33	A	DePaul	48 79	98	H	Wake Forest	57 62	107	A	Butler	69 62	
				33	H	DePaul	72 73					116	A	Georgetown	60 65	
				40	A	Minnesota	62 74					116	H	Georgetown	48 65	
				42	A	Creighton	54 65					132	H	Cincinnati	53 50	
				42	H	Creighton	64 71					174	N	Furman	75 62	
												182	H	New Hampshire	71 66	
												209	H	Providence	68 59	
												212	A	Bowling Green	53 63	
												230	H	Grambling	72 67	
												288	H	Mt. St. Mary's	66 45	
												331	H	Fort Wayne	62 50	
												340	H	Florida A&M	70 52	

LAST 12 Division I GAMES:																
				42	A	Creighton	54 65	23	H	Villanova	50 89					
				33	H	DePaul	72 73	42	H	Creighton	64 71					
				29	H	Marquette	63 80	209	H	Providence	68 59					
				52	A	St. John's (NY)	36 70	29	A	Marquette	67 88					
				101	A	Seton Hall	53 58	33	A	DePaul	48 79					
				116	H	Georgetown	48 65	101	H	Seton Hall	51 62					

Non-Div I Games:

Xavier

Average RPI Win:	186	WON-LOST	WINNING	LAST 10	STRENGTH OF	OPP. STRENGTH	TEAM	ADJ.	CONF.	ADJ CONF.
Average RPI Loss:	119	RECORD	PCT. RANK	GAMES	SCHEDULE	OF SCHEDULE	RPI	RPI	RPI	RPI
DIV. I ONLY	13- 10	134	6- 4	121	139	117	117	9	9	
DIV. I NON-CONF.	7- 6	165	0- 2	223	220	173	173	9	9	

TOTALS	RPI 1-25	RPI 26-50	W-L RECORDS	RPI 51-100	RPI 101-999	RPI 201+				
13- 10	0- 0	1- 0	OVERALL	3- 5	9- 5	6- 1				
5- 5	0- 0	1- 0	HOME	1- 3	3- 2	2- 1				
8- 3	0- 0	0- 0	AWAY	2- 1	6- 2	4- 0				
0- 2	0- 0	0- 0	NEUTRAL	0- 1	0- 1	0- 0				
7- 6	0- 0	0- 0	NON-CONFERENCE	1- 2	6- 4	4- 1				
2- 3	0- 0	0- 0	HOME	0- 1	2- 2	2- 1				
5- 1	0- 0	0- 0	AWAY	1- 0	4- 1	2- 0				
0- 2	0- 0	0- 0	NEUTRAL	0- 1	0- 1	0- 0				
6- 4	0- 0	1- 0	CONFERENCE	2- 3	3- 1	2- 0				
3- 2	0- 0	1- 0	HOME	1- 2	1- 0	0- 0				
3- 2	0- 0	0- 0	AWAY	1- 1	2- 1	2- 0				
0- 0	0- 0	0- 0	NEUTRAL	0- 0	0- 0	0- 0				

RPI	S	Opponent	Score	RPI	S	Opponent	Score	RPI	S	Opponent	Score	RPI	S	Opponent	Score
				35	H	Princeton	73 59	58	H	Indiana	68 72	149	A	Brown	71 81
								63	N	UC Davis	61 71	149	H	Brown	77 63
								70	A	TCU	82 72	151	A	Binghamton	73 69
								71	A	Harvard	73 97	157	A	Kansas	75 81
								71	H	Harvard	69 63	159	N	Hartford	70 78
								73	H	Penn	54 69	163	H	Army West Point	65 82
								91	A	Dartmouth	57 39	184	A	Stony Brook	77 71
								91	H	Dartmouth	62 64	209	H	Providence	51 55
												215	A	Columbia	73 50
												265	A	Cornell	65 55
												268	H	Colgate	82 56
												287	A	Central Conn. St.	75 62
												289	H	LIU Brooklyn	62 51
												348	A	Saint Peter's	70 49
LAST 12 Division I GAMES:															
				71	H	Harvard	69 63	91	A	Dartmouth	57 39				
				91	H	Dartmouth	62 64	71	A	Harvard	73 97				
				265	A	Cornell	65 55	149	A	Brown	71 81				
				215	A	Columbia	73 50	149	H	Brown	77 63				
				73	H	Penn	54 69	159	N	Hartford	70 78				
				35	H	Princeton	73 59	63	N	UC Davis	61 71				

Non-Div I Games:

Yale

Average RPI Win:	245	WON-LOST	WINNING	LAST 10	STRENGTH OF	OPP. STRENGTH	TEAM	ADJ.	CONF.	ADJ CONF.
Average RPI Loss:	115	RECORD	PCT. RANK	GAMES	SCHEDULE	OF SCHEDULE	RPI	RPI	RPI	RPI
DIV. I ONLY	11- 14	208	7- 3	143	191	179	179	11	11	
DIV. I NON-CONF.	2- 7	286	0- 0	219	233	274	274	15	15	

TOTALS	RPI 1-25	RPI 26-50	W-L RECORDS	RPI 51-100	RPI 101-999	RPI 201+				
11- 14	0- 2	0- 0	OVERALL	1- 4	10- 8	8- 2				
5- 6	0- 1	0- 0	HOME	0- 2	5- 3	4- 1				
6- 8	0- 1	0- 0	AWAY	1- 2	5- 5	4- 1				
0- 0	0- 0	0- 0	NEUTRAL	0- 0	0- 0	0- 0				
2- 7	0- 0	0- 0	NON-CONFERENCE	0- 1	2- 6	2- 1				
1- 2	0- 0	0- 0	HOME	0- 0	1- 2	1- 0				
1- 5	0- 0	0- 0	AWAY	0- 1	1- 4	1- 1				
0- 0	0- 0	0- 0	NEUTRAL	0- 0	0- 0	0- 0				
9- 7	0- 2	0- 0	CONFERENCE	1- 3	8- 2	6- 1				
4- 4	0- 1	0- 0	HOME	0- 2	4- 1	3- 1				
5- 3	0- 1	0- 0	AWAY	1- 1	4- 1	3- 0				
0- 0	0- 0	0- 0	NEUTRAL	0- 0	0- 0	0- 0				

RPI 1-25				RPI 26-50				RPI 51-100				RPI 101+ Team's RPI: 179			
RPI	S	Opponent	Score	RPI	S	Opponent	Score	RPI	S	Opponent	Score	RPI	S	Opponent	Score
12	A	Green Bay	56 65					55	A	American	72 78	111	A	Milwaukee	61 62
12	H	Green Bay	42 67					76	A	IUPUI	70 67	111	H	Milwaukee	86 85
								76	H	IUPUI	43 65	119	A	Cleveland St.	66 52
								99	A	Wright St.	50 73	123	H	Bucknell	60 66
								99	H	Wright St.	59 69	130	A	Saint Francis (PA)	65 79
												139	A	Robert Morris	52 84
												157	H	Kent St.	44 55
												168	A	Pittsburgh	58 66
												210	A	Akron	58 75
												221	A	Oakland	86 76
												221	H	Oakland	48 58
												241	H	Northern Ky.	54 51
												312	H	Northern Ari z.	69 67
												313	A	Loyola Chi cago	73 49
												319	A	Detroit Mercy	72 52
												319	H	Detroit Mercy	76 59
												332	A	Ill. -Chi cago	71 52
												332	H	Ill. -Chi cago	76 63

LAST 12 Division I GAMES:															
12	H	Green Bay	42 67	99	H	Wright St.	59 69								
111	H	Milwaukee	86 85	241	H	Northern Ky.	54 51								
332	A	Ill. -Chi cago	71 52	119	A	Cleveland St.	66 52								
76	A	IUPUI	70 67	99	A	Wright St.	50 73								
319	A	Detroit Mercy	72 52	111	A	Milwaukee	61 62								
221	A	Oakland	86 76	12	A	Green Bay	56 65								

Non-Div I Games: Ohio Valley 86 59 Penn St.-Beaver 97 40

Youngstown St.