

Average RPI Win:	299	WON-LOST	WINNING	LAST 10	STRENGTH OF	OPP. STRENGTH	TEAM	ADJ.	CONF.	ADJ CONF.
Average RPI Loss:	188	RECORD	PCT. RANK	GAMES	SCHEDULE	OF SCHEDULE	RPI	RPI	RPI	RPI
DIV. I ONLY	6- 15	288	5- 5	223	338	299	299	27	27	
DIV. I NON-CONF.	1- 7	313	0- 0	42	349	281	281	27	27	
TOTALS	RPI 1-25	RPI 26-50	W-L RECORDS	RPI 51-100	RPI 101-150	RPI 150+				
6- 15	0- 1	0- 0	OVERALL	0- 1	0- 4	6- 9				
4- 4	0- 0	0- 0	HOME	0- 1	0- 2	4- 1				
2- 10	0- 1	0- 0	AWAY	0- 0	0- 2	2- 7				
0- 1	0- 0	0- 0	NEUTRAL	0- 0	0- 0	0- 1				
1- 7	0- 1	0- 0	NON-CONFERENCE	0- 1	0- 0	1- 5				
1- 2	0- 0	0- 0	HOME	0- 1	0- 0	1- 1				
0- 4	0- 1	0- 0	AWAY	0- 0	0- 0	0- 3				
0- 1	0- 0	0- 0	NEUTRAL	0- 0	0- 0	0- 1				
5- 8	0- 0	0- 0	CONFERENCE	0- 0	0- 4	5- 4				
3- 2	0- 0	0- 0	HOME	0- 0	0- 2	3- 0				
2- 6	0- 0	0- 0	AWAY	0- 0	0- 2	2- 4				
0- 0	0- 0	0- 0	NEUTRAL	0- 0	0- 0	0- 0				

RPI 1-25				RPI 26-50				RPI 51-100				RPI 101+ Team's RPI: 299			
RPI	S	Opponent	Score	RPI	S	Opponent	Score	RPI	S	Opponent	Score	RPI	S	Opponent	Score
16	A	Texas A&M	55 84					82	H	Toledo	60 76	104	H	Abilene Christian	59 72
												105	A	SFA	56 64
												112	H	Central Ark.	41 49
												132	A	Lamar University	49 65
												164	A	Texas St.	50 57
												171	A	Rice	36 70
												201	H	Texas Southern	64 61
												207	A	New Orleans	54 75
												243	N	UC Santa Barbara	60 66
												256	A	UTRGV	46 55
												256	H	UTRGV	65 68
												293	H	Northwestern St.	60 51
												295	A	Nicholls St.	54 74
												295	H	Nicholls St.	65 60
												332	A	Incarinate Word	56 63
												333	A	Southeastern La.	69 53
												333	H	Southeastern La.	77 61
												337	A	Sam Houston St.	63 37
												345	A	Houston Baptist	51 56
LAST 12 Division I GAMES:															
332	A	Incarinate Word	56 63	337	A	Sam Houston St.	63 37								
333	A	Southeastern La.	69 53	112	H	Central Ark.	41 49								
345	A	Houston Baptist	51 56	333	H	Southeastern La.	77 61								
104	H	Abilene Christian	59 72	293	H	Northwestern St.	60 51								
295	H	Nicholls St.	65 60	105	A	SFA	56 64								
132	A	Lamar University	49 65	295	A	Nicholls St.	54 74								

Non-Div I Games: Schreiner 73 44 Okla. Panhandle 66 40 Montana Tech 83 50

A&M-Corpus Christi

Loss, Non-Conf, S Site, H Home A Away N Neutral

Average RPI Win: 240	WON-LOST	WINNING	LAST 10	STRENGTH OF	OPP. STRENGTH	TEAM	ADJ.	CONF.	ADJ CONF.
Average RPI Loss: 121	RECORD	PCT. RANK	GAMES	SCHEDULE	OF SCHEDULE	RPI	RPI	RPI	RPI
DIV. I ONLY	14- 8	103	8- 2	132	280	104	104	27	27
DIV. I NON-CONF.	3- 6	230	0- 0	90	151	191	191	27	27
TOTALS	RPI 1-25	RPI 26-50	W-L RECORDS	RPI 51-100	RPI 101-150	RPI 150+			
14- 8	0- 2	0- 1	OVERALL	0- 0	3- 2	11- 3			
8- 2	0- 0	0- 0	HOME	0- 0	2- 1	6- 1			
5- 6	0- 2	0- 1	AWAY	0- 0	1- 1	4- 2			
1- 0	0- 0	0- 0	NEUTRAL	0- 0	0- 0	1- 0			
3- 6	0- 2	0- 1	NON-CONFERENCE	0- 0	0- 0	3- 3			
2- 1	0- 0	0- 0	HOME	0- 0	0- 0	2- 1			
0- 5	0- 2	0- 1	AWAY	0- 0	0- 0	0- 2			
1- 0	0- 0	0- 0	NEUTRAL	0- 0	0- 0	1- 0			
11- 2	0- 0	0- 0	CONFERENCE	0- 0	3- 2	8- 0			
6- 1	0- 0	0- 0	HOME	0- 0	2- 1	4- 0			
5- 1	0- 0	0- 0	AWAY	0- 0	1- 1	4- 0			
0- 0	0- 0	0- 0	NEUTRAL	0- 0	0- 0	0- 0			

RPI 1-25				RPI 26-50				RPI 51-100				RPI 101+ Team's RPI: 104			
RPI	S	Opponent	Score	RPI	S	Opponent	Score	RPI	S	Opponent	Score	RPI	S	Opponent	Score
7	A	Baylor	34 79	26	A	Missouri	46 52					105	A	SFA	80 73
16	A	Texas A&M	45 71									105	H	SFA	61 70
												112	A	Central Ark.	70 80
												112	H	Central Ark.	83 76
												132	H	Lamar University	77 59
												158	H	Omaha	73 66
												166	A	UTSA	68 71
												207	H	New Orleans	68 55
												215	A	Wichita St.	62 81
												230	N	Murray St.	81 57
												256	H	UTRGV	70 54
												270	H	McNeese	77 65
												293	H	Northwestern St.	79 57
												295	A	Nicholls St.	89 73
												299	A	A&M-Corpus Christi	72 59
												318	H	UMKC	68 71
												332	A	Incarnate Word	75 66
												333	A	Southeastern La.	82 57
												337	H	Sam Houston St.	78 56
LAST 12 Division I GAMES:															
105	A	SFA	80 73	332	A	Incarnate Word	75 66								
293	H	Northwestern St.	79 57	295	A	Nicholls St.	89 73								
112	A	Central Ark.	70 80	132	H	Lamar University	77 59								
337	H	Sam Houston St.	78 56	105	H	SFA	61 70								
299	A	A&M-Corpus Christi	72 59	112	H	Central Ark.	83 76								
270	H	McNeese	77 65	207	H	New Orleans	68 55								

Non-Div I Games: Harding 74 62 Sul Ross St. 106 58 Howard Payne 87 52

Abilene Christian

Loss, Non-Conf, S Site, H Home A Away N Neutral

Average RPI Win:	314	WON-LOST	WINNING	LAST 10	STRENGTH OF	OPP. STRENGTH	TEAM	ADJ.	CONF.	ADJ CONF.
Average RPI Loss:	163	RECORD	PCT. RANK	GAMES	SCHEDULE	OF SCHEDULE	RPI	RPI	RPI	RPI
DIV. I ONLY	3- 20	334	1- 9	175	254	317	317	13	13	
DIV. I NON-CONF.	2- 8	288	0- 0	234	340	315	315	15	15	
TOTALS	RPI 1-25	RPI 26-50	W-L RECORDS	RPI 51-100	RPI 101-150	RPI 150+				
3- 20	0- 0	0- 0	OVERALL	0- 7	0- 3	3- 10				
1- 10	0- 0	0- 0	HOME	0- 5	0- 2	1- 3				
2- 10	0- 0	0- 0	AWAY	0- 2	0- 1	2- 7				
0- 0	0- 0	0- 0	NEUTRAL	0- 0	0- 0	0- 0				
2- 8	0- 0	0- 0	NON-CONFERENCE	0- 2	0- 2	2- 4				
1- 4	0- 0	0- 0	HOME	0- 1	0- 2	1- 1				
1- 4	0- 0	0- 0	AWAY	0- 1	0- 0	1- 3				
0- 0	0- 0	0- 0	NEUTRAL	0- 0	0- 0	0- 0				
1- 12	0- 0	0- 0	CONFERENCE	0- 5	0- 1	1- 6				
0- 6	0- 0	0- 0	HOME	0- 4	0- 0	0- 2				
1- 6	0- 0	0- 0	AWAY	0- 1	0- 1	1- 4				
0- 0	0- 0	0- 0	NEUTRAL	0- 0	0- 0	0- 0				

RPI S	Opponent	Score	RPI S	Opponent	Score	RPI S	Opponent	Score	RPI S	Opponent	Score	Team's RPI: 317
						54	H Colorado St.	35 72	114	H Northern Colo.	44 71	
						83	H UNLV	56 60	130	H Navy	46 64	
						85	A Colorado	68 95	148	A New Mexico	64 81	
						88	H Boise St.	59 69	160	A Army West Point	47 75	
						94	H Vanderbilt	49 75	169	A Fresno St.	40 63	
						100	A Wyoming	41 73	169	H Fresno St.	56 72	
						100	H Wyoming	54 66	193	A Utah St.	62 65	
									194	A San Jose St.	74 86	
									214	H Weber St.	61 76	
									269	A San Diego St.	62 59	
									285	A Eastern Mich.	44 65	
									286	A Nevada	58 65	
									286	H Nevada	51 56	
									308	A Denver	52 65	
									331	H Utah Valley	64 53	
									341	A Fairleigh Dickinson	56 48	
LAST 12 Division I GAMES:												
286	A Nevada	58 65	83	H UNLV	56 60							
88	H Boise St.	59 69	286	H Nevada	51 56							
148	A New Mexico	64 81	194	A San Jose St.	74 86							
100	A Wyoming	41 73	169	A Fresno St.	40 63							
169	H Fresno St.	56 72	54	H Colorado St.	35 72							
269	A San Diego St.	62 59	193	A Utah St.	62 65							

Non-Div I Games:

Air Force

■ Loss,
 ■ Non-Conf,
 ■ S Site,
 ■ H Home
 ■ A Away
 N Neutral

Average RPI Win: 255	WON-LOST	WINNING	LAST 10	STRENGTH OF	OPP. STRENGTH	TEAM	ADJ.	CONF.	ADJ CONF.
Average RPI Loss: 128	RECORD	PCT. RANK	GAMES	SCHEDULE	OF SCHEDULE	RPI	RPI	RPI	RPI
DIV. I ONLY	7- 16	281	2- 8	157	167	222	222	10	10
DIV. I NON-CONF.	5- 4	143	0- 0	233	224	157	157	11	11
TOTALS	RPI 1-25	RPI 26-50	W-L RECORDS	RPI 51-100	RPI 101-150	RPI 150+			
7- 16	0- 0	0- 3	OVERALL	1- 4	0- 4	6- 5			
1- 8	0- 0	0- 1	HOME	0- 2	0- 3	1- 2			
6- 7	0- 0	0- 1	AWAY	1- 2	0- 1	5- 3			
0- 1	0- 0	0- 1	NEUTRAL	0- 0	0- 0	0- 0			
5- 4	0- 0	0- 1	NON-CONFERENCE	0- 2	0- 1	5- 0			
0- 2	0- 0	0- 0	HOME	0- 1	0- 1	0- 0			
5- 1	0- 0	0- 0	AWAY	0- 1	0- 0	5- 0			
0- 1	0- 0	0- 1	NEUTRAL	0- 0	0- 0	0- 0			
2- 12	0- 0	0- 2	CONFERENCE	1- 2	0- 3	1- 5			
1- 6	0- 0	0- 1	HOME	0- 1	0- 2	1- 2			
1- 6	0- 0	0- 1	AWAY	1- 1	0- 1	0- 3			
0- 0	0- 0	0- 0	NEUTRAL	0- 0	0- 0	0- 0			

RPI S	Opponent	Score	RPI S	Opponent	Score	RPI S	Opponent	Score	RPI S	Opponent	Score	Team's RPI: 222
29	N Elon	62 65	66	H Bucknell	47 61	109	H Kent St.	58 72				
41	A Central Mich.	62 89	68	A Northern Ill.	84 55	117	H Duquesne	57 67				
45	H Ohio	69 85	71	A Penn St.	71 84	144	A Ball St.	70 80				
			77	A Buffalo	51 81	144	H Ball St.	63 90				
			82	H Toledo	57 61	172	A Western Mich.	60 73				
						172	H Western Mich.	57 73				
						220	A Miami (OH)	49 54				
						245	A Georgia St.	78 66				
						252	A Canisius	73 64				
						276	A Bowling Green	50 86				
						276	H Bowling Green	58 62				
						285	H Eastern Mich.	80 62				
						297	A Eastern Ky.	63 57				
						310	A Youngstown St.	76 74				
						328	A Winthrop	80 59				
LAST 12 Division I GAMES:												
77	A Buffalo	51 81	285	H Eastern Mich.	80 62							
82	H Toledo	57 61	172	H Western Mich.	57 73							
109	H Kent St.	58 72	68	A Northern Ill.	84 55							
220	A Miami (OH)	49 54	144	A Ball St.	70 80							
276	A Bowling Green	50 86	45	H Ohio	69 85							
144	H Ball St.	63 90	276	H Bowling Green	58 62							

Non-Div I Games: Ohio Christian 69 52 Malone 63 52

Akron

■ Loss,
 ■ Non-Conf,
 ■ S Site,
 ■ H Home
 ■ A Away
 N Neutral

Alabama

Through Games Of Feb. 17, 2017

Average RPI Win:	206	WON-LOST	WINNING	LAST 10	STRENGTH OF	OPP. STRENGTH	TEAM	ADJ.	CONF.	ADJ CONF.
Average RPI Loss:	47	RECORD	PCT. RANK	GAMES	SCHEDULE	OF SCHEDULE	RPI	RPI	RPI	RPI
DIV. I ONLY	16- 10	108	2- 8	150	63	128	128	2	2	
DIV. I NON-CONF.	12- 1	7	0- 0	340	264	123	123	2	2	
TOTALS	RPI 1-25	RPI 26-50	W-L RECORDS	RPI 51-100	RPI 101-150	RPI 150+				
16- 10	1- 5	1- 1	OVERALL	1- 3	3- 1	10- 0				
12- 5	1- 2	0- 1	HOME	1- 1	2- 1	8- 0				
2- 5	0- 3	1- 0	AWAY	0- 2	1- 0	0- 0				
2- 0	0- 0	0- 0	NEUTRAL	0- 0	0- 0	2- 0				
12- 1	0- 0	0- 0	NON-CONFERENCE	1- 1	1- 0	10- 0				
10- 0	0- 0	0- 0	HOME	1- 0	1- 0	8- 0				
0- 1	0- 0	0- 0	AWAY	0- 1	0- 0	0- 0				
2- 0	0- 0	0- 0	NEUTRAL	0- 0	0- 0	2- 0				
4- 9	1- 5	1- 1	CONFERENCE	0- 2	2- 1	0- 0				
2- 5	1- 2	0- 1	HOME	0- 1	1- 1	0- 0				
2- 4	0- 3	1- 0	AWAY	0- 1	1- 0	0- 0				
0- 0	0- 0	0- 0	NEUTRAL	0- 0	0- 0	0- 0				

RPI	S	Opponent	Score	RPI	S	Opponent	Score	RPI	S	Opponent	Score	RPI	S	Opponent	Score	Team's RPI: 128
3	A	South Carolina	45 93	26	A	Missouri	59 58	53	H	Georgia Tech	67 65	106	A	Ole Miss	65 57	
4	H	Mississippi St.	54 67	38	H	Auburn	55 66	56	A	Georgetown	59 70	106	H	Ole Miss	90 80	
14	H	Kentucky	54 71					80	H	Florida	56 66	137	H	Arkansas	50 68	
16	A	Texas A&M	48 69					94	A	Vanderbilt	80 87	143	H	Kansas	71 65	
18	H	Tennessee	65 57									207	H	New Orleans	78 57	
24	A	LSU	41 48									240	H	Ga. Southern	66 48	
												245	H	Georgia St.	80 57	
												270	N	McNeese	84 63	
												290	H	Alcorn	93 43	
												294	H	Lipscomb	82 35	
												300	N	UTEP	78 60	
												305	H	Mississippi Val.	93 44	
												344	H	Florida A&M	81 46	
												349	H	Alabama A&M	97 29	
LAST 12 Division I GAMES:																
18	H	Tennessee	65 57	106	A	Ole Miss	65 57									
80	H	Florida	56 66	4	H	Mississippi St.	54 67									
16	A	Texas A&M	48 69	137	H	Arkansas	50 68									
24	A	LSU	41 48	14	H	Kentucky	54 71									
38	H	Auburn	55 66	26	A	Missouri	59 58									
94	A	Vanderbilt	80 87	106	H	Ole Miss	90 80									

Non-Div I Games:

Alabama

■ Loss,
 ■ Non-Conf, S Site,
 ■ Home
 ■ Away
 N Neutral

Average RPI Win:	0	WON-LOST	WINNING	LAST 10	STRENGTH OF	OPP. STRENGTH	TEAM	ADJ.	CONF.	ADJ CONF.
Average RPI Loss:	237	RECORD	PCT. RANK	GAMES	SCHEDULE	OF SCHEDULE	RPI	RPI	RPI	RPI
DIV. I ONLY	0- 19	348	0- 10	324	335	349	349	30	30	
DIV. I NON-CONF.	0- 7	335	0- 0	195	269	342	342	30	30	
TOTALS	RPI 1-25	RPI 26-50	W-L RECORDS	RPI 51-100	RPI 101-150	RPI 150+				
0- 19	0- 0	0- 0	OVERALL	0- 1	0- 2	0- 16				
0- 7	0- 0	0- 0	HOME	0- 0	0- 0	0- 7				
0- 12	0- 0	0- 0	AWAY	0- 0	0- 0	0- 4				
0- 0	0- 0	0- 0	NEUTRAL	0- 0	0- 0	0- 0				
0- 7	0- 0	0- 0	NON-CONFERENCE	0- 1	0- 2	0- 4				
0- 0	0- 0	0- 0	HOME	0- 0	0- 0	0- 0				
0- 7	0- 0	0- 0	AWAY	0- 1	0- 2	0- 4				
0- 0	0- 0	0- 0	NEUTRAL	0- 0	0- 0	0- 0				
0- 12	0- 0	0- 0	CONFERENCE	0- 0	0- 0	0- 12				
0- 7	0- 0	0- 0	HOME	0- 0	0- 0	0- 7				
0- 5	0- 0	0- 0	AWAY	0- 0	0- 0	0- 5				
0- 0	0- 0	0- 0	NEUTRAL	0- 0	0- 0	0- 0				

RPI 1-25				RPI 26-50				RPI 51-100				RPI 101+				Team's RPI: 349	
RPI	S	Opponent	Score	RPI	S	Opponent	Score	RPI	S	Opponent	Score	RPI	S	Opponent	Score		
								60	A	Western Ky.	32	96	108	A	North Carolina	35	80
												128	A	Alabama	29	97	
												201	A	Texas Southern	51	60	
												217	H	Grambling	53	68	
												219	A	Alabama St.	35	62	
												219	H	Alabama St.	37	52	
												227	H	Southern U.	54	66	
												230	A	Murray St.	49	81	
												248	A	Samford	37	61	
												267	A	Evansville	54	63	
												272	A	Southeast Mo. St.	47	75	
												278	A	Ark.-Pine Bluff	57	61	
												278	H	Ark.-Pine Bluff	55	65	
												290	H	Alcorn	57	73	
												301	A	Prairie View	47	71	
												305	A	Mississippi Val.	58	60	
												305	H	Mississippi Val.	52	58	
												347	H	Jackson St.	54	64	
LAST 12 Division I GAMES:																	
				219	A	Alabama St.	35	62		227	H	Southern U.	54	66			
				278	H	Ark.-Pine Bluff	55	65		219	H	Alabama St.	37	52			
				305	H	Mississippi Val.	52	58		278	A	Ark.-Pine Bluff	57	61			
				201	A	Texas Southern	51	60		305	A	Mississippi Val.	58	60			
				301	A	Prairie View	47	71		217	H	Grambling	53	68			
				290	H	Alcorn	57	73		347	H	Jackson St.	54	64			

Non-Div I Games: Oakwood 68 65 Concordia (AL) 61 58

Alabama A&M

Loss, Non-Conf, S Site, H Home A Away N Neutral

Average RPI Win:	306	WON-LOST	WINNING	LAST 10	STRENGTH OF	OPP. STRENGTH	TEAM	ADJ.	CONF.	ADJ CONF.
Average RPI Loss:	138	RECORD	PCT. RANK	GAMES	SCHEDULE	OF SCHEDULE	RPI	RPI	RPI	RPI
DIV. I ONLY	9- 12	215	8- 2	262	275	219	219	30	30	
DIV. I NON-CONF.	0- 9	335	0- 0	31	23	262	262	30	30	
TOTALS	RPI 1-25	RPI 26-50	W-L RECORDS	RPI 51-100	RPI 101-150	RPI 150+				
9- 12	0- 2	0- 1	OVERALL	0- 1	0- 3	9- 5				
5- 2	0- 0	0- 0	HOME	0- 0	0- 0	5- 2				
4- 10	0- 0	0- 0	AWAY	0- 0	0- 2	4- 1				
0- 0	0- 0	0- 0	NEUTRAL	0- 0	0- 0	0- 0				
0- 9	0- 2	0- 1	NON-CONFERENCE	0- 1	0- 3	0- 2				
0- 0	0- 0	0- 0	HOME	0- 0	0- 0	0- 0				
0- 9	0- 2	0- 1	AWAY	0- 1	0- 3	0- 2				
0- 0	0- 0	0- 0	NEUTRAL	0- 0	0- 0	0- 0				
9- 3	0- 0	0- 0	CONFERENCE	0- 0	0- 0	9- 3				
5- 2	0- 0	0- 0	HOME	0- 0	0- 0	5- 2				
4- 1	0- 0	0- 0	AWAY	0- 0	0- 0	4- 1				
0- 0	0- 0	0- 0	NEUTRAL	0- 0	0- 0	0- 0				

RPI 1-25			RPI 26-50			RPI 51-100			RPI 101+ Team's RPI: 219		
RPI	S	Opponent	Score	RPI	S	Opponent	Score	RPI	S	Opponent	Score
4	A	Mississippi St.	47 90	27	A	Ohio St.	61 118	53	A	Georgia Tech	48 70
24	A	LSU	40 93					108	A	North Carolina	54 84
								110	A	Troy	66 95
								120	A	Southern Miss.	43 70
								201	A	Texas Southern	48 52
								217	H	Grambling	45 60
								227	H	Southern U.	75 70
								248	A	Samford	49 63
								266	A	Savannah St.	39 54
								278	A	Ark.-Pine Bluff	74 62
								278	H	Ark.-Pine Bluff	51 52
								290	H	Alcorn	72 54
								301	A	Prairie View	75 61
								305	A	Mississippi Val.	79 73
								305	H	Mississippi Val.	71 57
								347	H	Jackson St.	73 64
								349	A	Alabama A&M	52 37
								349	H	Alabama A&M	62 35
LAST 12 Division I GAMES:											
349	H	Alabama A&M	62 35	290	H	Alcorn	72 54				
305	H	Mississippi Val.	71 57	349	A	Alabama A&M	52 37				
278	H	Ark.-Pine Bluff	51 52	305	A	Mississippi Val.	79 73				
301	A	Prairie View	75 61	278	A	Ark.-Pine Bluff	74 62				
201	A	Texas Southern	48 52	347	H	Jackson St.	73 64				
227	H	Southern U.	75 70	217	H	Grambling	45 60				

Non-Div I Games: Mobile 84 45

Alabama St.

■ Loss,
 ■ Non-Conf,
 ■ S Site,
 ■ Home
 ■ A Away
 N Neutral

Average RPI Win:	236	WON-LOST	WINNING	LAST 10	STRENGTH OF	OPP. STRENGTH	TEAM	ADJ.	CONF.	ADJ CONF.
Average RPI Loss:	133	RECORD	PCT. RANK	GAMES	SCHEDULE	OF SCHEDULE	RPI	RPI	RPI	RPI
DIV. I ONLY	14- 11	135	7- 3	187	208	145	145	22	22	
DIV. I NON-CONF.	5- 7	205	0- 0	156	153	179	179	22	22	
TOTALS	RPI 1-25	RPI 26-50	W-L RECORDS	RPI 51-100	RPI 101-150	RPI 150+				
14- 11	0- 2	0- 0	OVERALL	1- 2	0- 2	13- 5				
10- 1	0- 0	0- 0	HOME	1- 0	0- 0	9- 1				
4- 9	0- 1	0- 0	AWAY	0- 2	0- 2	4- 4				
0- 1	0- 1	0- 0	NEUTRAL	0- 0	0- 0	0- 0				
5- 7	0- 2	0- 0	NON-CONFERENCE	0- 1	0- 1	5- 3				
4- 0	0- 0	0- 0	HOME	0- 0	0- 0	4- 0				
1- 6	0- 1	0- 0	AWAY	0- 1	0- 1	1- 3				
0- 1	0- 1	0- 0	NEUTRAL	0- 0	0- 0	0- 0				
9- 4	0- 0	0- 0	CONFERENCE	1- 1	0- 1	8- 2				
6- 1	0- 0	0- 0	HOME	1- 0	0- 0	5- 1				
3- 3	0- 0	0- 0	AWAY	0- 1	0- 1	3- 1				
0- 0	0- 0	0- 0	NEUTRAL	0- 0	0- 0	0- 0				

RPI S	Opponent	Score	RPI S	Opponent	Score	RPI S	Opponent	Score	RPI S	Opponent	Score	Team's RPI: 145
14 A	Kentucky	46 70				67 A	St. John's (NY)	36 54	125 A	Fordham	82 89	
19 N	Miami (FL)	53 77				86 A	New Hampshire	58 71	134 A	Maine	71 84	
						86 H	New Hampshire	64 55	153 A	Yale	53 64	
									160 H	Army West Point	65 59	
									175 H	Hartford	82 71	
									187 H	Fairfield	59 45	
									190 H	Siena	88 86	
									202 A	Binghamton	67 61	
									202 H	Binghamton	80 63	
									204 A	UMBC	60 63	
									204 H	UMBC	56 64	
									225 A	St. Bonaventure	59 67	
									232 A	Dartmouth	61 69	
									247 H	Boston U.	69 54	
									274 A	Stony Brook	75 57	
									274 H	Stony Brook	64 54	
									284 H	Vermont	64 53	
									334 A	Wagner	75 50	
									343 A	UMass Lowell	79 60	
									343 H	UMass Lowell	93 69	
LAST 12 Division I GAMES:												
204 A	UMBC	60 63	284 H	Vermont	64 53							
202 H	Binghamton	80 63	134 A	Maine	71 84							
86 H	New Hampshire	64 55	202 A	Binghamton	67 61							
274 A	Stony Brook	75 57	204 H	UMBC	56 64							
343 A	UMass Lowell	79 60	86 A	New Hampshire	58 71							
175 H	Hartford	82 71	274 H	Stony Brook	64 54							

Non-Div I Games: Post 85 61

Albany (NY)

■ Loss,
 ■ Non-Conf, S Site,
 ■ Home
 ■ Away
 N Neutral

Average RPI Win: 307	WON-LOST	WINNING	LAST 10	STRENGTH OF	OPP. STRENGTH	TEAM	ADJ.	CONF.	ADJ CONF.
Average RPI Loss: 178	RECORD	PCT. RANK	GAMES	SCHEDULE	OF SCHEDULE	RPI	RPI	RPI	RPI
DIV. I ONLY	8- 16	261	2- 3	287	324	290	290	30	30
DIV. I NON-CONF.	0- 11	335	0- 1	127	207	324	324	30	30
TOTALS	RPI 1-25	RPI 26-50	W-L RECORDS	RPI 51-100	RPI 101-150	RPI 150+			
8- 16	0- 0	0- 0	OVERALL	0- 1	0- 6	8- 9			
5- 4	0- 0	0- 0	HOME	0- 0	0- 1	5- 3			
3- 11	0- 0	0- 0	AWAY	0- 0	0- 2	3- 2			
0- 1	0- 0	0- 0	NEUTRAL	0- 0	0- 0	0- 1			
0- 11	0- 0	0- 0	NON-CONFERENCE	0- 1	0- 6	0- 4			
0- 2	0- 0	0- 0	HOME	0- 0	0- 1	0- 1			
0- 8	0- 0	0- 0	AWAY	0- 1	0- 5	0- 2			
0- 1	0- 0	0- 0	NEUTRAL	0- 0	0- 0	0- 1			
8- 5	0- 0	0- 0	CONFERENCE	0- 0	0- 0	8- 5			
5- 2	0- 0	0- 0	HOME	0- 0	0- 0	5- 2			
3- 3	0- 0	0- 0	AWAY	0- 0	0- 0	3- 3			
0- 0	0- 0	0- 0	NEUTRAL	0- 0	0- 0	0- 0			

RPI 1-25			RPI 26-50			RPI 51-100			RPI 101+			Team's RPI: 290
RPI	S	Opponent	Score	RPI	S	Opponent	Score	RPI	S	Opponent	Score	
						93 A Texas Tech	37 90	112 A		Central Ark.	45 59	
								112 H		Central Ark.	57 71	
								113 A		Arizona	59 74	
								120 A		Southern Miss.	56 99	
								124 A		TCU	39 95	
								128 A		Alabama	43 93	
								173 A		Houston	70 85	
								201 H		Texas Southern	53 57	
								216 A		Grand Canyon	44 77	
								217 A		Grambling	63 86	
								217 H		Grambling	63 67	
								219 A		Alabama St.	54 72	
								227 H		Southern U.	69 63	
								253 H		Jacksonville St.	66 70	
								272 N		Southeast Mo. St.	50 68	
								278 A		Ark.-Pine Bluff	56 61	
								278 H		Ark.-Pine Bluff	70 48	
								301 H		Prairie View	62 55	
								305 A		Mississippi Val.	68 60	
								305 H		Mississippi Val.	69 49	
								347 A		Jackson St.	70 53	
								347 H		Jackson St.	74 51	
								349 A		Alabama A&M	73 57	
LAST 12 Division I GAMES:												
272 N		Southeast Mo. St.	50 68	349 A		Alabama A&M	73 57					
278 A		Ark.-Pine Bluff	56 61	219 A		Alabama St.	54 72					
305 A		Mississippi Val.	68 60	278 H		Ark.-Pine Bluff	70 48					
217 H		Grambling	63 67	305 H		Mississippi Val.	69 49					
347 H		Jackson St.	74 51	217 A		Grambling	63 86					
227 H		Southern U.	69 63	347 A		Jackson St.	70 53					

Non-Div I Games:

Alcorn

■ Loss,
 ■ Non-Conf,
 ■ S Site,
 ■ H Home
 ■ A Away
 N Neutral

Average RPI Win:	239	WON-LOST	WINNING	LAST 10	STRENGTH OF	OPP. STRENGTH	TEAM	ADJ.	CONF.	ADJ CONF.
Average RPI Loss:	159	RECORD	PCT. RANK	GAMES	SCHEDULE	OF SCHEDULE	RPI	RPI	RPI	RPI
DIV. I ONLY	12- 13	186	6- 4	194	251	196	196	24	24	
DIV. I NON-CONF.	3- 8	262	0- 0	104	198	223	223	25	25	
TOTALS	RPI 1-25	RPI 26-50	W-L RECORDS	RPI 51-100	RPI 101-150	RPI 150+				
12- 13	0- 0	1- 1	OVERALL	1- 2	0- 3	10- 7				
7- 4	0- 0	1- 0	HOME	1- 0	0- 2	5- 2				
5- 7	0- 0	0- 1	AWAY	0- 2	0- 0	5- 4				
0- 2	0- 0	0- 0	NEUTRAL	0- 0	0- 1	0- 1				
3- 8	0- 0	1- 1	NON-CONFERENCE	0- 1	0- 3	2- 3				
2- 2	0- 0	1- 0	HOME	0- 0	0- 2	1- 0				
1- 4	0- 0	0- 1	AWAY	0- 1	0- 0	1- 2				
0- 2	0- 0	0- 0	NEUTRAL	0- 0	0- 1	0- 1				
9- 5	0- 0	0- 0	CONFERENCE	1- 1	0- 0	8- 4				
5- 2	0- 0	0- 0	HOME	1- 0	0- 0	4- 2				
4- 3	0- 0	0- 0	AWAY	0- 1	0- 0	4- 2				
0- 0	0- 0	0- 0	NEUTRAL	0- 0	0- 0	0- 0				

RPI S	Opponent	Score	RPI S	Opponent	Score	RPI S	Opponent	Score	RPI S	Opponent	Score	Team's RPI: 196
35	A Michigan	33 82	48	H George Washington	66 61	66	A Bucknell	67 73	123	H Delaware	55 56	
						66	H Bucknell	59 47	141	N VCU	62 68	
						71	A Penn St.	65 70	150	H William & Mary	34 48	
									160	A Army West Point	51 53	
									160	H Army West Point	57 68	
									165	A La Salle	59 63	
									183	A Hofstra	67 72	
									204	H UMBC	70 53	
									245	N Georgia St.	58 59	
									247	A Boston U.	62 71	
									247	H Boston U.	73 62	
									250	A Loyola Maryland	60 45	
									260	A Colgate	73 62	
									260	H Colgate	68 57	
									296	A Lehigh	70 58	
									296	H Lehigh	68 51	
									310	A Youngstown St.	77 64	
									313	A Lafayette	76 52	
									313	H Lafayette	75 45	
									319	H Holy Cross	60 61	
LAST 12 Division I GAMES:												
313	H Lafayette	75 45	319	H Holy Cross	60 61							
160	H Army West Point	57 68	313	A Lafayette	76 52							
247	A Boston U.	62 71	160	A Army West Point	51 53							
296	A Lehigh	70 58	247	H Boston U.	73 62							
66	H Bucknell	59 47	296	H Lehigh	68 51							
260	A Colgate	73 62	66	A Bucknell	67 73							

Non-Div I Games:

American

■ Loss,
 ■ Non-Conf,
 ■ S Site,
 ■ Home
 ■ A Away
 N Neutral

Appalachian St.

Through Games Of Feb. 17, 2017

Average RPI Win:	255	WON-LOST	WINNING	LAST 10	STRENGTH OF	OPP. STRENGTH	TEAM	ADJ.	CONF.	ADJ CONF.
Average RPI Loss:	131	RECORD	PCT. RANK	GAMES	SCHEDULE	OF SCHEDULE	RPI	RPI	RPI	RPI
DIV. I ONLY	10- 15	233	3- 7	143	233	197	197	21	21	
DIV. I NON-CONF.	5- 6	186	0- 0	143	208	169	169	19	19	
TOTALS	RPI 1-25	RPI 26-50	W-L RECORDS	RPI 51-100	RPI 101-150	RPI 150+				
10- 15	0- 2	0- 2	OVERALL	0- 1	0- 4	10- 6				
4- 6	0- 0	0- 1	HOME	0- 0	0- 2	4- 3				
5- 9	0- 2	0- 1	AWAY	0- 1	0- 2	5- 3				
1- 0	0- 0	0- 0	NEUTRAL	0- 0	0- 0	1- 0				
5- 6	0- 2	0- 0	NON-CONFERENCE	0- 1	0- 1	5- 2				
2- 2	0- 0	0- 0	HOME	0- 0	0- 1	2- 1				
2- 4	0- 2	0- 0	AWAY	0- 1	0- 0	2- 1				
1- 0	0- 0	0- 0	NEUTRAL	0- 0	0- 0	1- 0				
5- 9	0- 0	0- 2	CONFERENCE	0- 0	0- 3	5- 4				
2- 4	0- 0	0- 1	HOME	0- 0	0- 1	2- 2				
3- 5	0- 0	0- 1	AWAY	0- 0	0- 2	3- 2				
0- 0	0- 0	0- 0	NEUTRAL	0- 0	0- 0	0- 0				

RPI 1-25				RPI 26-50				RPI 51-100				RPI 101+ Team's RPI: 197			
RPI	S	Opponent	Score	RPI	S	Opponent	Score	RPI	S	Opponent	Score	RPI	S	Opponent	Score
17	A	DePaul	58 99	47	A	Little Rock	55 67	53	A	Georgia Tech	52 81	103	A	UT Arlington	63 74
18	A	Tennessee	66 92	47	H	Little Rock	69 77					103	H	UT Arlington	62 73
												110	A	Troy	77 86
												135	H	Radford	54 57
												164	A	Texas St.	66 64
												164	H	Texas St.	37 53
												185	H	Col. of Charleston	62 65
												189	A	ETSU	71 68
												228	A	Richmond	46 55
												236	H	UNC Asheville	81 51
												240	A	Ga. Southern	50 53
												240	H	Ga. Southern	73 48
												241	A	Liberty	66 57
												245	A	Georgia St.	67 63
												245	H	Georgia St.	55 59
												273	A	Coastal Caro.	55 60
												280	H	N.C. A&T	71 58
												307	N	Gardner-Webb	72 67
												325	A	Arkansas St.	81 72
												325	H	Arkansas St.	76 50
LAST 12 Division I GAMES:															
110	A	Troy	77 86	164	H	Texas St.	37 53								
245	H	Georgia St.	55 59	240	A	Ga. Southern	50 53								
240	H	Ga. Southern	73 48	245	A	Georgia St.	67 63								
325	A	Arkansas St.	81 72	273	A	Coastal Caro.	55 60								
47	A	Little Rock	55 67	47	H	Little Rock	69 77								
103	H	UT Arlington	62 73	325	H	Arkansas St.	76 50								

Non-Div I Games:

Appalachian St.

■ Loss,
 ■ Non-Conf, S Site,
 ■ Home
 ■ Away
 N Neutral

Arizona

Through Games Of Feb. 17, 2017

Average RPI Win:	187	WON-LOST	WINNING	LAST 10	STRENGTH OF	OPP. STRENGTH	TEAM	ADJ.	CONF.	ADJ CONF.
Average RPI Loss:	54	RECORD	PCT. RANK	GAMES	SCHEDULE	OF SCHEDULE	RPI	RPI	RPI	RPI
DIV. I ONLY	13- 13	169	3- 7	68	43	113	113	1	1	
DIV. I NON-CONF.	9- 2	37	0- 0	314	292	132	132	1	1	
TOTALS	RPI 1-25	RPI 26-50	W-L RECORDS	RPI 51-100	RPI 101-150	RPI 150+				
13- 13	0- 6	1- 1	OVERALL	3- 4	0- 1	9- 1				
8- 6	0- 3	1- 1	HOME	1- 1	0- 0	6- 1				
5- 7	0- 3	0- 0	AWAY	2- 3	0- 1	3- 0				
0- 0	0- 0	0- 0	NEUTRAL	0- 0	0- 0	0- 0				
9- 2	0- 0	0- 0	NON-CONFERENCE	0- 0	0- 1	9- 1				
6- 1	0- 0	0- 0	HOME	0- 0	0- 0	6- 1				
3- 1	0- 0	0- 0	AWAY	0- 0	0- 1	3- 0				
0- 0	0- 0	0- 0	NEUTRAL	0- 0	0- 0	0- 0				
4- 11	0- 6	1- 1	CONFERENCE	3- 4	0- 0	0- 0				
2- 5	0- 3	1- 1	HOME	1- 1	0- 0	0- 0				
2- 6	0- 3	0- 0	AWAY	2- 3	0- 0	0- 0				
0- 0	0- 0	0- 0	NEUTRAL	0- 0	0- 0	0- 0				

RPI	S	Opponent	Score	RPI	S	Opponent	Score	RPI	S	Opponent	Score	RPI	S	Opponent	Score	Team's RPI: 113
6	A	Washington	55 91	28	H	Oregon	65 79	57	A	Southern California	54 58	143	A	Kansas	51 75	
6	H	Washington	73 90	31	H	Arizona St.	62 58	64	A	Utah	81 70	174	A	New Mexico St.	74 63	
8	H	Oregon St.	57 65					70	A	California	60 71	181	A	George Mason	81 70	
11	A	UCLA	49 69					70	H	California	64 74	193	H	Utah St.	61 57	
12	A	Stanford	46 73					85	A	Colorado	56 65	195	H	North Texas	58 62	
12	H	Stanford	55 77					96	A	Washington St.	70 62	217	H	Grambling	73 46	
								96	H	Washington St.	56 55	233	H	Portland St.	75 52	
												238	H	San Diego	76 59	
												283	A	Southern Utah	77 65	
												290	H	Alcorn	74 59	
												329	H	Fla. Atlantic	77 67	
LAST 12 Division I GAMES:																
31	H	Arizona St.	62 58	57	A	Southern California	54 58									
96	A	Washington St.	70 62	70	A	California	60 71									
6	A	Washington	55 91	12	A	Stanford	46 73									
8	H	Oregon St.	57 65	96	H	Washington St.	56 55									
28	H	Oregon	65 79	6	H	Washington	73 90									
11	A	UCLA	49 69	64	A	Utah	81 70									

Non-Div I Games:

Arizona

Loss, Non-Conf, S Site, H Home A Away N Neutral

Average RPI Win:	123	WON-LOST	WINNING	LAST 10	STRENGTH OF	OPP. STRENGTH	TEAM	ADJ.	CONF.	ADJ CONF.
Average RPI Loss:	29	RECORD	PCT. RANK	GAMES	SCHEDULE	OF SCHEDULE	RPI	RPI	RPI	RPI
DIV. I ONLY	16- 10	108	3- 7	17	6	31	31	1	1	
DIV. I NON-CONF.	9- 2	37	0- 0	86	63	33	33	1	1	
TOTALS	RPI 1-25	RPI 26-50	W-L RECORDS	RPI 51-100	RPI 101-150	RPI 150+				
16- 10	1- 7	1- 1	OVERALL	9- 1	1- 1	4- 0				
9- 3	0- 3	1- 0	HOME	3- 0	1- 0	4- 0				
6- 6	1- 3	0- 1	AWAY	5- 1	0- 1	0- 0				
1- 1	0- 1	0- 0	NEUTRAL	1- 0	0- 0	0- 0				
9- 2	1- 1	0- 1	NON-CONFERENCE	3- 0	1- 0	4- 0				
6- 0	0- 0	0- 0	HOME	1- 0	1- 0	4- 0				
2- 1	1- 0	0- 1	AWAY	1- 0	0- 0	0- 0				
1- 1	0- 1	0- 0	NEUTRAL	1- 0	0- 0	0- 0				
7- 8	0- 6	1- 0	CONFERENCE	6- 1	0- 1	0- 0				
3- 3	0- 3	1- 0	HOME	2- 0	0- 0	0- 0				
4- 5	0- 3	0- 0	AWAY	4- 1	0- 1	0- 0				
0- 0	0- 0	0- 0	NEUTRAL	0- 0	0- 0	0- 0				

RPI 1-25				RPI 26-50				Team's RPI: 31	RPI 51-100				RPI 101+			
RPI	S	Opponent	Score	RPI	S	Opponent	Score		RPI	S	Opponent	Score	RPI	S	Opponent	Score
6	A	Washington	57 70	28	H	Oregon	68 63		57	A	Southern California	50 65	113	A	Arizona	58 62
6	H	Washington	54 65	46	A	Marquette	63 75		64	A	Utah	66 44	149	H	Oral Roberts	79 52
8	H	Oregon St.	45 54						67	N	St. John's (NY)	54 41	194	H	San Jose St.	82 37
11	A	UCLA	60 69						70	A	California	54 45	247	H	Boston U.	71 42
12	A	Stanford	56 66						70	H	California	72 62	306	H	Illinois St.	76 40
12	H	Stanford	57 64						76	A	Middle Tenn.	69 48	319	H	Holy Cross	63 33
14	A	Kentucky	73 71						80	H	Florida	69 63				
20	N	Maryland	42 83						85	A	Colorado	71 52				
									96	A	Washington St.	61 58				
									96	H	Washington St.	68 49				
LAST 12 Division I GAMES:																
113	A	Arizona	58 62	11	A	UCLA	60 69									
6	A	Washington	57 70	12	A	Stanford	56 66									
96	A	Washington St.	61 58	70	A	California	54 45									
28	H	Oregon	68 63	6	H	Washington	54 65									
8	H	Oregon St.	45 54	96	H	Washington St.	68 49									
57	A	Southern California	50 65	85	A	Colorado	71 52									

Non-Div I Games:

Arizona St.

■ Loss,
 ■ Non-Conf, S Site,
 ■ Home
 ■ Away
 N Neutral

Average RPI Win: 291				Through Games of Feb. 17, 1917						
Average RPI Loss: 186		WON-LOST RECORD	WINNING PCT. RANK	LAST 10 GAMES	STRENGTH OF SCHEDULE	OPP. STRENGTH OF SCHEDULE	TEAM RPI	ADJ. RPI	CONF. RPI	ADJ CONF. RPI
DIV. I ONLY		9- 13	228	7- 3	313	319	278	278	30	30
DIV. I NON-CONF.		1- 8	314	0- 0	123	192	284	284	30	30
TOTALS		RPI 1-25	RPI 26-50		W-L RECORDS		RPI 51-100	RPI 101-150	RPI 150+	
9- 13	0- 1	0- 1		OVERALL		0- 0	0- 2	9- 9		
5- 3	0- 0	0- 0		HOME		0- 0	0- 0	5- 3		
3- 9	0- 1	0- 1		AWAY		0- 0	0- 2	3- 5		
1- 1	0- 0	0- 0		NEUTRAL		0- 0	0- 0	1- 1		
1- 8	0- 1	0- 1		NON-CONFERENCE		0- 0	0- 2	1- 4		
0- 1	0- 0	0- 0		HOME		0- 0	0- 0	0- 1		
0- 6	0- 1	0- 1		AWAY		0- 0	0- 2	0- 2		
1- 1	0- 0	0- 0		NEUTRAL		0- 0	0- 0	1- 1		
8- 5	0- 0	0- 0		CONFERENCE		0- 0	0- 0	8- 5		
5- 2	0- 0	0- 0		HOME		0- 0	0- 0	5- 2		
3- 3	0- 0	0- 0		AWAY		0- 0	0- 0	3- 3		
0- 0	0- 0	0- 0		NEUTRAL		0- 0	0- 0	0- 0		

RPI 1-25				RPI 26-50				RPI 51-100				RPI 101+				Team's RPI: 278	
RPI	S	Opponent	Score	RPI	S	Opponent	Score	RPI	S	Opponent	Score	RPI	S	Opponent	Score		
8	A	Oregon St.	40 73	37	A	South Dakota St.	45 103					142	A	Cincinnati	42 72		
												144	A	Ball St.	60 88		
												182	A	Xavier	41 62		
												184	A	Illinois	58 70		
												201	H	Texas Southern	49 45		
												213	N	Campbell	31 51		
												217	A	Grambling	54 56		
												219	A	Alabama St.	52 51		
												219	H	Alabama St.	62 74		
												227	A	Southern U.	50 67		
												227	H	Southern U.	63 59		
												251	H	Austin Peay	55 69		
												290	A	Alcorn	48 70		
												290	H	Alcorn	61 56		
												301	H	Prairie View	64 47		
												305	H	Mississippi Val.	63 73		
												339	N	Morgan St.	53 44		
												347	A	Jackson St.	78 71		
												349	A	Alabama A&M	65 55		
												349	H	Alabama A&M	61 57		
LAST 12 Division I GAMES:																	
				290	H	Alcorn	61 56	301	H	Prairie View	64 47						
				227	H	Southern U.	63 59	201	H	Texas Southern	49 45						
				349	A	Alabama A&M	65 55	290	A	Alcorn	48 70						
				219	A	Alabama St.	52 51	227	A	Southern U.	50 67						
				347	A	Jackson St.	78 71	349	H	Alabama A&M	61 57						
				217	A	Grambling	54 56	219	H	Alabama St.	62 74						

Non-Div I Games:	Philander Smith	88	65	Tougaloo	71	60
------------------	-----------------	----	----	----------	----	----

Ark.-Pine Bluff

■ Loss, ■ Non-Conf, S Site, H Home A Away N Neutral

Arkansas

Through Games Of Feb. 17, 2017

Average RPI Win:	190	WON-LOST	WINNING	LAST 10	STRENGTH OF	OPP. STRENGTH	TEAM	ADJ.	CONF.	ADJ CONF.
Average RPI Loss:	56	RECORD	PCT. RANK	GAMES	SCHEDULE	OF SCHEDULE	RPI	RPI	RPI	RPI
DIV. I ONLY	13- 13	169	2- 8	79	60	137	137	2	2	
DIV. I NON-CONF.	11- 2	23	0- 0	280	235	101	101	2	2	
TOTALS	RPI 1-25	RPI 26-50	W-L RECORDS	RPI 51-100	RPI 101-150	RPI 150+				
13- 13	0- 6	0- 2	OVERALL	3- 2	4- 2	6- 1				
9- 7	0- 4	0- 1	HOME	3- 1	1- 1	5- 0				
2- 6	0- 2	0- 1	AWAY	0- 1	1- 1	1- 1				
2- 0	0- 0	0- 0	NEUTRAL	0- 0	2- 0	0- 0				
11- 2	0- 0	0- 0	NON-CONFERENCE	2- 0	3- 1	6- 1				
8- 1	0- 0	0- 0	HOME	2- 0	1- 1	5- 0				
1- 1	0- 0	0- 0	AWAY	0- 0	0- 0	1- 1				
2- 0	0- 0	0- 0	NEUTRAL	0- 0	2- 0	0- 0				
2- 11	0- 6	0- 2	CONFERENCE	1- 2	1- 1	0- 0				
1- 6	0- 4	0- 1	HOME	1- 1	0- 0	0- 0				
1- 5	0- 2	0- 1	AWAY	0- 1	1- 1	0- 0				
0- 0	0- 0	0- 0	NEUTRAL	0- 0	0- 0	0- 0				

RPI	S	Opponent	Score	RPI	S	Opponent	Score	RPI	S	Opponent	Score	RPI	S	Opponent	Score	Team's RPI: 137
3	H	South Carolina	49 79	26	A	Missouri	56 67	63	H	South Dakota	70 67	106	A	Ole Miss	64 73	
4	H	Mississippi St.	51 59	26	H	Missouri	46 60	80	A	Florida	53 57	119	H	Stetson	79 62	
14	H	Kentucky	62 69					91	H	Georgia	66 69	128	A	Alabama	68 50	
16	A	Texas A&M	65 90					93	H	Texas Tech	66 60	130	N	Navy	70 67	
24	A	LSU	46 53					94	H	Vanderbilt	59 56	140	N	Memphis	91 61	
24	H	LSU	52 53									149	H	Oral Roberts	60 70	
												154	A	Tulsa	57 50	
												161	A	Missouri St.	62 64	
												239	H	Butler	68 50	
												293	H	Northwestern St.	65 36	
												330	H	La.-Monroe	92 46	
												337	H	Sam Houston St.	71 39	
												345	H	Houston Baptist	101 40	
LAST 12 Division I GAMES:																
14	H	Kentucky	62 69	26	H	Missouri	46 60	94	H	Vanderbilt	59 56					
26	A	Missouri	56 67					128	A	Alabama	68 50					
80	A	Florida	53 57					16	A	Texas A&M	65 90					
3	H	South Carolina	49 79					24	H	LSU	52 53					
91	H	Georgia	66 69					4	H	Mississippi St.	51 59					
24	A	LSU	46 53													

Non-Div I Games:

Arkansas

■ Loss,
 ■ Non-Conf, S Site,
 ■ Home
 ■ Away
 N Neutral

Average RPI Win:	256	WON-LOST	WINNING	LAST 10	STRENGTH OF	OPP. STRENGTH	TEAM	ADJ.	CONF.	ADJ CONF.
Average RPI Loss:	162	RECORD	PCT. RANK	GAMES	SCHEDULE	OF SCHEDULE	RPI	RPI	RPI	RPI
DIV. I ONLY	5- 21	318	2- 8	255	151	325	325	21	21	
DIV. I NON-CONF.	2- 10	305	0- 0	273	67	319	319	19	19	
TOTALS	RPI 1-25	RPI 26-50	W-L RECORDS	RPI 51-100	RPI 101-150	RPI 150+				
5- 21	0- 0	0- 3	OVERALL	0- 4	0- 2	5- 12				
4- 6	0- 0	0- 2	HOME	0- 1	0- 1	4- 2				
0- 13	0- 0	0- 1	AWAY	0- 2	0- 1	0- 9				
1- 2	0- 0	0- 0	NEUTRAL	0- 1	0- 0	1- 1				
2- 10	0- 0	0- 1	NON-CONFERENCE	0- 4	0- 0	2- 5				
1- 2	0- 0	0- 1	HOME	0- 1	0- 0	1- 0				
0- 6	0- 0	0- 0	AWAY	0- 2	0- 0	0- 4				
1- 2	0- 0	0- 0	NEUTRAL	0- 1	0- 0	1- 1				
3- 11	0- 0	0- 2	CONFERENCE	0- 0	0- 2	3- 7				
3- 4	0- 0	0- 1	HOME	0- 0	0- 1	3- 2				
0- 7	0- 0	0- 1	AWAY	0- 0	0- 1	0- 5				
0- 0	0- 0	0- 0	NEUTRAL	0- 0	0- 0	0- 0				

RPI S	Opponent	Score	RPI S	Opponent	Score	RPI S	Opponent	Score	RPI S	Opponent	Score	Team's RPI: 325
32	H South Fla.	59 78	69	A Iowa St.	53 105	103	A UT Arlington	58 69				
47	A Little Rock	59 73	70	N California	55 80	110	H Troy	75 83				
47	H Little Rock	35 60	72	A Oklahoma St.	34 76	154	H Tulsa	83 80				
			80	H Florida	60 71	162	A Louisiana	60 72				
						162	H Louisiana	72 80				
						164	A Texas St.	43 63				
						197	A Appalachian St.	50 76				
						197	H Appalachian St.	72 81				
						215	A Wichita St.	51 69				
						244	H South Ala.	56 53				
						251	A Austin Peay	55 62				
						258	A UT Martin	63 68				
						268	A Tennessee St.	66 76				
						273	A Coastal Caro.	55 57				
						273	H Coastal Caro.	60 52				
						277	N Kennesaw St.	70 67				
						292	N Northern Ky.	78 83				
						330	A La.-Monroe	51 59				
						330	H La.-Monroe	71 56				
LAST 12 Division I GAMES:												
47	H Little Rock	35 60	162	A Louisiana	60 72							
103	A UT Arlington	58 69	110	H Troy	75 83							
164	A Texas St.	43 63	244	H South Ala.	56 53							
197	H Appalachian St.	72 81	47	A Little Rock	59 73							
273	H Coastal Caro.	60 52	273	A Coastal Caro.	55 57							
330	A La.-Monroe	51 59	197	A Appalachian St.	50 76							

Non-Div I Games:

Arkansas St.

■ Loss,
 ■ Non-Conf,
 ■ S Site,
 ■ H Home
 ■ A Away
 N Neutral

Army West Point

Through Games Of Feb. 17, 2017

Average RPI Win:	271	WON-LOST	WINNING	LAST 10	STRENGTH OF	OPP. STRENGTH	TEAM	ADJ.	CONF.	ADJ CONF.
Average RPI Loss:	120	RECORD	PCT. RANK	GAMES	SCHEDULE	OF SCHEDULE	RPI	RPI	RPI	RPI
DIV. I ONLY	18- 6	46	8- 2	336	239	160	160	24	24	
DIV. I NON-CONF.	8- 2	49	0- 0	342	248	156	156	25	25	
TOTALS	RPI 1-25	RPI 26-50	W-L RECORDS	RPI 51-100	RPI 101-150	RPI 150+				
18- 6	0- 0	0- 0	OVERALL	0- 3	1- 2	17- 1				
10- 2	0- 0	0- 0	HOME	0- 1	0- 1	10- 0				
8- 4	0- 0	0- 0	AWAY	0- 2	1- 1	7- 1				
0- 0	0- 0	0- 0	NEUTRAL	0- 0	0- 0	0- 0				
8- 2	0- 0	0- 0	NON-CONFERENCE	0- 1	1- 1	7- 0				
5- 0	0- 0	0- 0	HOME	0- 0	0- 0	5- 0				
3- 2	0- 0	0- 0	AWAY	0- 1	1- 1	2- 0				
0- 0	0- 0	0- 0	NEUTRAL	0- 0	0- 0	0- 0				
10- 4	0- 0	0- 0	CONFERENCE	0- 2	0- 1	10- 1				
5- 2	0- 0	0- 0	HOME	0- 1	0- 1	5- 0				
5- 2	0- 0	0- 0	AWAY	0- 1	0- 0	5- 1				
0- 0	0- 0	0- 0	NEUTRAL	0- 0	0- 0	0- 0				

RPI S	Opponent	Score	RPI S	Opponent	Score	RPI S	Opponent	Score	RPI S	Opponent	Score	Team's RPI: 160
						62	A Minnesota	52 70	123	A Delaware	61 47	
						66	A Bucknell	62 68	130	H Navy	58 63	
						66	H Bucknell	56 60	145	A Albany (NY)	59 65	
									153	H Yale	59 55	
									196	A American	68 57	
									196	H American	53 51	
									232	A Dartmouth	68 60	
									250	A Loyola Maryland	62 71	
									250	H Loyola Maryland	67 48	
									260	A Colgate	76 69	
									260	H Colgate	57 47	
									296	A Lehigh	75 71	
									313	A Lafayette	63 55	
									313	H Lafayette	76 73	
									317	H Air Force	75 47	
									319	A Holy Cross	67 59	
									319	H Holy Cross	60 41	
									323	H St. Francis Brooklyn	69 46	
									334	H Wagner	85 40	
									338	A LIU Brooklyn	68 47	
									341	H Fairleigh Dickinson	86 58	
LAST 12 Division I GAMES:												
319	H Holy Cross	60 41	130	H Navy	58 63							
196	A American	68 57	319	A Holy Cross	67 59							
260	H Colgate	57 47	196	H American	53 51							
250	H Loyola Maryland	67 48	260	A Colgate	76 69							
313	A Lafayette	63 55	250	A Loyola Maryland	62 71							
66	A Bucknell	62 68	313	H Lafayette	76 73							

Non-Div I Games: Mercy 90 48

Army West Point

Loss, Non-Conf, S Site, H Home A Away N Neutral

Average RPI Win:	129	WON-LOST	WINNING	LAST 10	STRENGTH OF	OPP. STRENGTH	TEAM	ADJ.	CONF.	ADJ CONF.
Average RPI Loss:	38	RECORD	PCT. RANK	GAMES	SCHEDULE	OF SCHEDULE	RPI	RPI	RPI	RPI
DIV. I ONLY	15- 12	144	3- 7	7	36	38	38	2	2	
DIV. I NON-CONF.	10- 4	80	0- 0	29	93	30	30	2	2	
TOTALS	RPI 1-25	RPI 26-50	W-L RECORDS	RPI 51-100	RPI 101-150	RPI 150+				
15- 12	1- 6	2- 3	OVERALL	3- 2	4- 1	5- 0				
6- 5	1- 3	1- 0	HOME	1- 2	2- 0	1- 0				
6- 6	0- 3	0- 2	AWAY	2- 0	1- 1	3- 0				
3- 1	0- 0	1- 1	NEUTRAL	0- 0	1- 0	1- 0				
10- 4	0- 1	2- 2	NON-CONFERENCE	1- 1	2- 0	5- 0				
4- 1	0- 0	1- 0	HOME	1- 1	1- 0	1- 0				
3- 2	0- 1	0- 1	AWAY	0- 0	0- 0	3- 0				
3- 1	0- 0	1- 1	NEUTRAL	0- 0	1- 0	1- 0				
5- 8	1- 5	0- 1	CONFERENCE	2- 1	2- 1	0- 0				
2- 4	1- 3	0- 0	HOME	0- 1	1- 0	0- 0				
3- 4	0- 2	0- 1	AWAY	2- 0	1- 1	0- 0				
0- 0	0- 0	0- 0	NEUTRAL	0- 0	0- 0	0- 0				

RPI 1-25				RPI 26-50				Team's RPI: 38	RPI 51-100				RPI 101+			
RPI	S	Opponent	Score	RPI	S	Opponent	Score		RPI	S	Opponent	Score	RPI	S	Opponent	Score
3	A	South Carolina	41 60	26	A	Missouri	53 68		74	H	Virginia Tech	87 92	106	A	Ole Miss	59 63
3	H	South Carolina	47 73	34	N	Drake	85 80		80	A	Florida	82 75	106	H	Ole Miss	83 60
4	H	Mississippi St.	47 77	40	H	Indiana	71 67		91	H	Georgia	51 57	110	H	Troy	61 52
14	H	Kentucky	60 64	42	A	Tulane	59 61		92	H	Jacksonville	53 41	128	A	Alabama	66 55
16	A	Texas A&M	61 66	50	N	West Virginia	52 56		94	A	Vanderbilt	64 59	144	N	Ball St.	54 40
18	H	Tennessee	79 61										151	A	East Carolina	61 52
22	A	Kansas St.	66 71										157	A	Louisiana Tech	76 66
LAST 12 Division I GAMES:																
106	A	Ole Miss	59 63	26	A	Missouri	53 68		14	H	Kentucky	60 64				
91	H	Georgia	51 57	18	H	Tennessee	79 61		94	A	Vanderbilt	64 59				
3	A	South Carolina	41 60	106	H	Ole Miss	83 60		3	H	South Carolina	47 73				
16	A	Texas A&M	61 66													
4	H	Mississippi St.	47 77													
128	A	Alabama	66 55													

Non-Div I Games:

Auburn

■ Loss,
■ Non-Conf, S Site,
■ Home
■ Away
N Neutral

Average RPI Win:	263	WON-LOST	WINNING	LAST 10	STRENGTH OF	OPP. STRENGTH	TEAM	ADJ.	CONF.	ADJ CONF.
Average RPI Loss:	185	RECORD	PCT. RANK	GAMES	SCHEDULE	OF SCHEDULE	RPI	RPI	RPI	RPI
DIV. I ONLY	10- 14	218	5- 5	261	270	251	251	26	26	
DIV. I NON-CONF.	4- 7	224	0- 0	253	222	268	268	26	26	
TOTALS	RPI 1-25	RPI 26-50	W-L RECORDS	RPI 51-100	RPI 101-150	RPI 150+				
10- 14	0- 0	0- 0	OVERALL	0- 3	0- 2	10- 9				
7- 4	0- 0	0- 0	HOME	0- 2	0- 0	7- 2				
3- 9	0- 0	0- 0	AWAY	0- 1	0- 2	3- 6				
0- 1	0- 0	0- 0	NEUTRAL	0- 0	0- 0	0- 1				
4- 7	0- 0	0- 0	NON-CONFERENCE	0- 2	0- 2	4- 3				
3- 2	0- 0	0- 0	HOME	0- 1	0- 0	3- 1				
1- 4	0- 0	0- 0	AWAY	0- 1	0- 2	1- 1				
0- 1	0- 0	0- 0	NEUTRAL	0- 0	0- 0	0- 1				
6- 7	0- 0	0- 0	CONFERENCE	0- 1	0- 0	6- 6				
4- 2	0- 0	0- 0	HOME	0- 1	0- 0	4- 1				
2- 5	0- 0	0- 0	AWAY	0- 0	0- 0	2- 5				
0- 0	0- 0	0- 0	NEUTRAL	0- 0	0- 0	0- 0				

RPI 1-25				RPI 26-50				RPI 51-100				RPI 101+ Team's RPI: 251			
RPI	S	Opponent	Score	RPI	S	Opponent	Score	RPI	S	Opponent	Score	RPI	S	Opponent	Score
								60	H	Western Ky.	65 85	106	A	Ole Miss	38 66
								73	H	Belmont	71 80	116	A	UCF	43 61
								76	A	Middle Tenn.	51 82	189	H	ETSU	77 74
												191	H	Morehead St.	71 81
												218	A	SIUE	69 76
												218	H	SIUE	85 62
												220	H	Miami (OH)	58 73
												225	N	St. Bonaventure	57 58
												230	A	Murray St.	62 67
												230	H	Murray St.	75 63
												253	A	Jacksonville St.	45 65
												258	A	UT Martin	80 83
												263	A	Tennessee Tech	87 84
												267	A	Evansville	54 68
												268	H	Tennessee St.	79 63
												272	H	Southeast Mo. St.	84 74
												277	H	Kennesaw St.	68 49
												278	A	Ark.-Pine Bluff	69 55
												297	A	Eastern Ky.	71 80
												312	A	Eastern Ill.	69 59
												325	H	Arkansas St.	62 55
LAST 12 Division I GAMES:															
				218	A	SIUE	69 76					230	H	Murray St.	75 63
				230	A	Murray St.	62 67					312	A	Eastern Ill.	69 59
				268	H	Tennessee St.	79 63					218	H	SIUE	85 62
				297	A	Eastern Ky.	71 80					253	A	Jacksonville St.	45 65
				272	H	Southeast Mo. St.	84 74					263	A	Tennessee Tech	87 84
				258	A	UT Martin	80 83					73	H	Belmont	71 80

Non-Div I Games: Trevecca Nazarene 69 51 Christian Bros. 76 57

Austin Peay

Loss, Non-Conf, S Site, H Home A Away N Neutral

Average RPI Win:	206	WON-LOST	WINNING	LAST 10	STRENGTH OF	OPP. STRENGTH	TEAM	ADJ.	CONF.	ADJ CONF.
Average RPI Loss:	83	RECORD	PCT. RANK	GAMES	SCHEDULE	OF SCHEDULE	RPI	RPI	RPI	RPI
DIV. I ONLY	17- 9	90	8- 2	151	95	89	89	15	15	
DIV. I NON-CONF.	6- 5	148	0- 0	57	11	79	79	13	13	
TOTALS	RPI 1-25	RPI 26-50	W-L RECORDS	RPI 51-100	RPI 101-150	RPI 150+				
17- 9	0- 3	0- 0	OVERALL	2- 3	3- 2	12- 1				
8- 2	0- 2	0- 0	HOME	0- 0	3- 0	5- 0				
6- 6	0- 0	0- 0	AWAY	0- 3	0- 2	6- 1				
3- 1	0- 1	0- 0	NEUTRAL	2- 0	0- 0	1- 0				
6- 5	0- 3	0- 0	NON-CONFERENCE	2- 2	0- 0	4- 0				
1- 2	0- 2	0- 0	HOME	0- 0	0- 0	1- 0				
2- 2	0- 0	0- 0	AWAY	0- 2	0- 0	2- 0				
3- 1	0- 1	0- 0	NEUTRAL	2- 0	0- 0	1- 0				
11- 4	0- 0	0- 0	CONFERENCE	0- 1	3- 2	8- 1				
7- 0	0- 0	0- 0	HOME	0- 0	3- 0	4- 0				
4- 4	0- 0	0- 0	AWAY	0- 1	0- 2	4- 1				
0- 0	0- 0	0- 0	NEUTRAL	0- 0	0- 0	0- 0				

RPI 1-25				RPI 26-50				RPI 51-100 Team's RPI: 89				RPI 101+			
RPI	S	Opponent	Score	RPI	S	Opponent	Score	RPI	S	Opponent	Score	RPI	S	Opponent	Score
6	H	Washington	70 82					64	A	Utah	60 77	131	H	St. Mary's (CA)	70 65
8	N	Oregon St.	56 65					75	A	Gonzaga	52 87	139	A	San Francisco	63 70
15	H	Oklahoma	61 68					83	N	UNLV	63 54	139	H	San Francisco	73 61
								91	A	Georgia	51 81	147	A	Santa Clara	63 64
								98	N	Saint Joseph's	71 56	147	H	Santa Clara	72 66
												154	N	Tulsa	71 56
												193	A	Utah St.	60 40
												206	A	Loyola Marymount	74 77
												206	H	Loyola Marymount	76 59
												214	H	Weber St.	73 64
												234	A	Pacific	68 55
												234	H	Pacific	68 50
												238	A	San Diego	65 47
												238	H	San Diego	81 63
												254	A	Portland	77 38
												302	A	Pepperdine	73 47
												302	H	Pepperdine	88 49
												331	A	Utah Valley	68 50
LAST 12 Division I GAMES:															
238	A	San Diego	65 47	147	H	Santa Clara	72 66								
139	H	San Francisco	73 61	234	H	Pacific	68 50								
302	H	Pepperdine	88 49	302	A	Pepperdine	73 47								
254	A	Portland	77 38	238	H	San Diego	81 63								
75	A	Gonzaga	52 87	139	A	San Francisco	63 70								
206	A	Loyola Marymount	74 77	234	A	Pacific	68 55								

Non-Div I Games:

BYU

■ Loss,
 ■ Non-Conf,
 ■ S Site,
 ■ H Home
 ■ A Away
 N Neutral

RPI 1-25				RPI 26-50				RPI 51-100				RPI 101+			
RPI	S	Opponent	Score	RPI	S	Opponent	Score	RPI	S	Opponent	Score	RPI	S	Opponent	Score
				38	N	Auburn	40 54	60	A	Western Ky.	61 68	109	H	Kent St.	71 47
				41	A	Central Mich.	92 101	68	H	Northern Ill.	96 101	151	N	East Carolina	69 82
				45	H	Ohio	68 72	77	A	Buffalo	89 75	159	A	Oakland	66 59
								82	A	Toledo	51 45	172	H	Western Mich.	61 56
								97	H	Purdue	42 58	220	A	Miami (OH)	81 60
												222	A	Akron	90 63
												222	H	Akron	80 70
												239	A	Butler	74 50
												267	H	Evansville	84 49
												276	A	Bowling Green	75 53
												276	H	Bowling Green	91 70
												278	H	Ark.-Pine Bluff	88 60
												280	N	N.C. A&T	76 57
												285	H	Eastern Mich.	78 49
												294	H	Lipscomb	74 78
												335	H	Chicago St.	88 53
LAST 12 Division I GAMES:															
				45	H	Ohio	68 72	276	A	Bowling Green	75 53				
				276	H	Bowling Green	91 70	285	H	Eastern Mich.	78 49				
				220	A	Miami (OH)	81 60	222	H	Akron	80 70				
				222	A	Akron	90 63	41	A	Central Mich.	92 101				
				68	H	Northern Ill.	96 101	172	H	Western Mich.	61 56				
				77	A	Buffalo	89 75	109	H	Kent St.	71 47				

93 49

Urbana

Loss, ■ Non-Conf, S Site, ■ Home ■ Away N Neutral

Average RPI Win: 115		WON-LOST	WINNING	LAST 10	STRENGTH OF	OPP. STRENGTH	TEAM	ADJ.	CONF.	ADJ CONF.
Average RPI Loss: 3		RECORD	PCT. RANK	GAMES	SCHEDULE	OF SCHEDULE	RPI	RPI	RPI	RPI
DIV. I ONLY		24- 2	4	9- 1	42	7	7	7	4	4
DIV. I NON-CONF.		11- 1	12	0- 0	82	41	7	7	3	3
TOTALS		RPI 1-25	RPI 26-50		W-L RECORDS		RPI 51-100	RPI 101-150	RPI 150+	
24- 2		6- 2	3- 0		OVERALL		4- 0	6- 0	5- 0	
13- 1		3- 1	1- 0		HOME		1- 0	3- 0	5- 0	
8- 1		2- 1	1- 0		AWAY		3- 0	2- 0	0- 0	
3- 0		1- 0	1- 0		NEUTRAL		0- 0	1- 0	0- 0	
11- 1		3- 1	1- 0		NON-CONFERENCE		0- 0	2- 0	5- 0	
7- 0		1- 0	0- 0		HOME		0- 0	1- 0	5- 0	
1- 1		1- 1	0- 0		AWAY		0- 0	0- 0	0- 0	
3- 0		1- 0	1- 0		NEUTRAL		0- 0	1- 0	0- 0	
13- 1		3- 1	2- 0		CONFERENCE		4- 0	4- 0	0- 0	
6- 1		2- 1	1- 0		HOME		1- 0	2- 0	0- 0	
7- 0		1- 0	1- 0		AWAY		3- 0	2- 0	0- 0	
0- 0		0- 0	0- 0		NEUTRAL		0- 0	0- 0	0- 0	

RPI	S	Opponent	Score	RPI	S	Opponent	Score	RPI	S	Opponent	Score	RPI	S	Opponent	Score
1	A	UConn	61 72	27	N	Ohio St.	85 68	69	A	Iowa St.	83 52	104	H	Abilene Christian	79 34
5	H	Texas	79 85	50	A	West Virginia	91 56	69	H	Iowa St.	68 42	109	N	Kent St.	84 42
11	H	UCLA	84 70	50	H	West Virginia	79 73	72	A	Oklahoma St.	86 50	124	A	TCU	91 73
15	H	Oklahoma	92 58					93	A	Texas Tech	79 61	124	H	TCU	77 54
17	N	DePaul	104 72									143	A	Kansas	92 43
18	A	Tennessee	88 66									143	H	Kansas	90 43
22	A	Kansas St.	91 49									164	H	Texas St.	90 24
22	H	Kansas St.	87 57									305	H	Mississippi Val.	101 36
												328	H	Winthrop	140 32
												333	H	Southeastern La.	109 38
												345	H	Houston Baptist	118 43
LAST 12 Division I GAMES:															
124	A	TCU	91 73	50	H	West Virginia	79 73								
5	H	Texas	79 85	69	H	Iowa St.	68 42								
93	A	Texas Tech	79 61	143	A	Kansas	92 43								
69	A	Iowa St.	83 52	124	H	TCU	77 54								
15	H	Oklahoma	92 58	72	A	Oklahoma St.	86 50								
22	A	Kansas St.	91 49	50	A	West Virginia	91 56								

Non-Div I Games:

Baylor

■ Loss,
 ■ Non-Conf, S Site,
 ■ Home
 ■ Away
 N Neutral

Belmont

Through Games Of Feb. 17, 2017

Average RPI Win:	246	WON-LOST	WINNING	LAST 10	STRENGTH OF	OPP. STRENGTH	TEAM	ADJ.	CONF.	ADJ CONF.
Average RPI Loss:	78	RECORD	PCT. RANK	GAMES	SCHEDULE	OF SCHEDULE	RPI	RPI	RPI	RPI
DIV. I ONLY	21- 5	18	10- 0	233	231	73	73	26	26	
DIV. I NON-CONF.	7- 5	137	0- 0	155	101	92	92	26	26	
TOTALS	RPI 1-25	RPI 26-50	W-L RECORDS	RPI 51-100	RPI 101-150	RPI 150+				
21- 5	0- 1	0- 1	OVERALL	1- 1	0- 1	20- 1				
8- 1	0- 0	0- 1	HOME	1- 0	0- 0	7- 0				
13- 3	0- 1	0- 0	AWAY	0- 1	0- 1	13- 0				
0- 1	0- 0	0- 0	NEUTRAL	0- 0	0- 0	0- 1				
7- 5	0- 1	0- 1	NON-CONFERENCE	1- 1	0- 1	6- 1				
2- 1	0- 0	0- 1	HOME	1- 0	0- 0	1- 0				
5- 3	0- 1	0- 0	AWAY	0- 1	0- 1	5- 0				
0- 1	0- 0	0- 0	NEUTRAL	0- 0	0- 0	0- 1				
14- 0	0- 0	0- 0	CONFERENCE	0- 0	0- 0	14- 0				
6- 0	0- 0	0- 0	HOME	0- 0	0- 0	6- 0				
8- 0	0- 0	0- 0	AWAY	0- 0	0- 0	8- 0				
0- 0	0- 0	0- 0	NEUTRAL	0- 0	0- 0	0- 0				

RPI 1-25				RPI 26-50				RPI 51-100 Team's RPI: 73				RPI 101+			
RPI	S	Opponent	Score	RPI	S	Opponent	Score	RPI	S	Opponent	Score	RPI	S	Opponent	Score
13	A	Louisville	50 73	36	H	Green Bay	53 62	61	H	IUPUI	78 72	110	A	Troy	74 91
								62	A	Minnesota	74 75	169	N	Fresno St.	53 62
												180	A	UAB	72 58
												191	A	Morehead St.	91 59
												206	A	Loyola Marymount	79 72
												218	H	SIUE	94 67
												223	A	Presbyterian	83 58
												230	A	Murray St.	87 69
												248	A	Samford	73 54
												251	A	Austin Peay	80 71
												253	A	Jacksonville St.	54 53
												253	H	Jacksonville St.	61 52
												258	H	UT Martin	71 66
												263	A	Tennessee Tech	85 66
												263	H	Tennessee Tech	89 75
												268	A	Tennessee St.	70 60
												272	H	Southeast Mo. St.	89 77
												294	H	Lipscomb	100 62
												297	A	Eastern Ky.	73 67
												297	H	Eastern Ky.	74 58
												312	A	Eastern Ill.	77 58
												324	A	Fort Wayne	85 59
LAST 12 Division I GAMES:															
297	A	Eastern Ky.	73 67	263	H	Tennessee Tech	89 75								
263	A	Tennessee Tech	85 66	253	A	Jacksonville St.	54 53								
253	H	Jacksonville St.	61 52	191	A	Morehead St.	91 59								
230	A	Murray St.	87 69	297	H	Eastern Ky.	74 58								
218	H	SIUE	94 67	272	H	Southeast Mo. St.	89 77								
268	A	Tennessee St.	70 60	258	H	UT Martin	71 66								

Non-Div I Games: Trevecca Nazarene 87 56

Belmont

Loss, Non-Conf, S Site, H Home A Away N Neutral

Average RPI Win:	292	WON-LOST	WINNING	LAST 10	STRENGTH OF	OPP. STRENGTH	TEAM	ADJ.	CONF.	ADJ CONF.
Average RPI Loss:	202	RECORD	PCT. RANK	GAMES	SCHEDULE	OF SCHEDULE	RPI	RPI	RPI	RPI
DIV. I ONLY	12- 9	130	9- 1	337	329	221	221	32	32	
DIV. I NON-CONF.	2- 8	288	0- 1	259	285	311	311	31	31	
TOTALS	RPI 1-25	RPI 26-50	W-L RECORDS	RPI 51-100	RPI 101-150	RPI 150+				
12- 9	0- 0	0- 0	OVERALL	0- 1	0- 3	12- 5				
5- 1	0- 0	0- 0	HOME	0- 0	0- 0	5- 1				
6- 7	0- 0	0- 0	AWAY	0- 1	0- 3	6- 3				
1- 1	0- 0	0- 0	NEUTRAL	0- 0	0- 0	1- 1				
2- 8	0- 0	0- 0	NON-CONFERENCE	0- 1	0- 3	2- 4				
1- 0	0- 0	0- 0	HOME	0- 0	0- 0	1- 0				
0- 7	0- 0	0- 0	AWAY	0- 1	0- 3	0- 3				
1- 1	0- 0	0- 0	NEUTRAL	0- 0	0- 0	1- 1				
10- 1	0- 0	0- 0	CONFERENCE	0- 0	0- 0	10- 1				
4- 1	0- 0	0- 0	HOME	0- 0	0- 0	4- 1				
6- 0	0- 0	0- 0	AWAY	0- 0	0- 0	6- 0				
0- 0	0- 0	0- 0	NEUTRAL	0- 0	0- 0	0- 0				

RPI 1-25			RPI 26-50			RPI 51-100			RPI 101+			Team's RPI: 221
RPI	S	Opponent	Score	RPI	S	Opponent	Score	RPI	S	Opponent	Score	
						92 A Jacksonville	63 69			111 A Clemson	38 59	
										116 A UCF	43 70	
										119 A Stetson	60 63	
										218 N SIUE	83 78	
										227 A Southern U.	59 61	
										249 A UMES	61 33	
										249 H UMES	56 59	
										259 H Howard	75 54	
										261 A Norfolk St.	68 58	
										266 A Savannah St.	38 31	
										268 N Tennessee St.	60 69	
										279 H North Florida	52 50	
										298 A Coppin St.	76 56	
										298 H Coppin St.	71 52	
										301 A Prairie View	64 66	
										333 A Southeastern La.	63 75	
										339 H Morgan St.	50 48	
										344 A Florida A&M	64 41	
										346 A South Carolina St.	64 34	
										348 H Delaware St.	72 58	
LAST 12 Division I GAMES:												
						249 A UMES	61 33			344 A Florida A&M	64 41	
						298 A Coppin St.	76 56			346 A South Carolina St.	64 34	
						259 H Howard	75 54			298 H Coppin St.	71 52	
						348 H Delaware St.	72 58			339 H Morgan St.	50 48	
						261 A Norfolk St.	68 58			266 A Savannah St.	38 31	
						249 H UMES	56 59			111 A Clemson	38 59	

Non-Div I Games: Edward Waters 55 45 Flagler 76 53

Bethune-Cookman

Loss, Non-Conf, S Site, H Home A Away N Neutral

Binghamton

Through Games Of Feb. 17, 2017

Average RPI Win:	260	WON-LOST	WINNING	LAST 10	STRENGTH OF	OPP. STRENGTH	TEAM	ADJ.	CONF.	ADJ CONF.
Average RPI Loss:	139	RECORD	PCT. RANK	GAMES	SCHEDULE	OF SCHEDULE	RPI	RPI	RPI	RPI
DIV. I ONLY	10- 14	218	4- 6	147	288	202	202	22	22	
DIV. I NON-CONF.	3- 8	262	0- 0	96	319	209	209	22	22	
TOTALS	RPI 1-25	RPI 26-50	W-L RECORDS	RPI 51-100	RPI 101-150	RPI 150+				
10- 14	0- 0	0- 1	OVERALL	1- 3	1- 3	8- 7				
4- 7	0- 0	0- 0	HOME	0- 2	1- 2	3- 3				
6- 7	0- 0	0- 1	AWAY	1- 1	0- 1	5- 4				
0- 0	0- 0	0- 0	NEUTRAL	0- 0	0- 0	0- 0				
3- 8	0- 0	0- 1	NON-CONFERENCE	1- 1	0- 1	2- 5				
0- 5	0- 0	0- 0	HOME	0- 1	0- 1	0- 3				
3- 3	0- 0	0- 1	AWAY	1- 0	0- 0	2- 2				
0- 0	0- 0	0- 0	NEUTRAL	0- 0	0- 0	0- 0				
7- 6	0- 0	0- 0	CONFERENCE	0- 2	1- 2	6- 2				
4- 2	0- 0	0- 0	HOME	0- 1	1- 1	3- 0				
3- 4	0- 0	0- 0	AWAY	0- 1	0- 1	3- 2				
0- 0	0- 0	0- 0	NEUTRAL	0- 0	0- 0	0- 0				

RPI 1-25			RPI 26-50			RPI 51-100			RPI 101+			Team's RPI: 202			
RPI	S	Opponent	Score	RPI	S	Opponent	Score	RPI	S	Opponent	Score	RPI	S	Opponent	Score
				45	A	Ohio	55 63	66	H	Bucknell	57 67	133	H	Cornell	51 54
								79	A	Penn	61 48	134	H	Maine	58 52
								86	A	New Hampshire	69 76	145	A	Albany (NY)	63 80
								86	H	New Hampshire	62 70	145	H	Albany (NY)	61 67
												153	A	Yale	48 57
												155	H	Brown	72 83
												175	A	Hartford	73 76
												176	A	Providence	58 71
												178	H	Columbia	65 75
												198	H	Sacred Heart	69 77
												204	A	UMBC	45 53
												204	H	UMBC	69 62
												274	A	Stony Brook	48 40
												284	A	Vermont	64 55
												284	H	Vermont	76 61
												315	A	NJIT	68 44
												341	A	Fairleigh Dickinson	80 69
												343	A	UMass Lowell	58 48
												343	H	UMass Lowell	69 54
LAST 12 Division I GAMES:															
				86	A	New Hampshire	69 76	175	A	Hartford	73 76				
				145	A	Albany (NY)	63 80	274	A	Stony Brook	48 40				
				284	H	Vermont	76 61	145	H	Albany (NY)	61 67				
				343	H	UMass Lowell	69 54	86	H	New Hampshire	62 70				
				204	A	UMBC	45 53	284	A	Vermont	64 55				
				134	H	Maine	58 52	343	A	UMass Lowell	58 48				

Non-Div I Games: Georgian Court 74 53 Misericordia 77 54

Binghamton

Loss, Non-Conf, S Site, H Home A Away N Neutral

Average RPI Win: 173	WON-LOST	WINNING	LAST 10	STRENGTH OF	OPP. STRENGTH	TEAM	ADJ.	CONF.	ADJ CONF.
Average RPI Loss: 148	RECORD	PCT. RANK	GAMES	SCHEDULE	OF SCHEDULE	RPI	RPI	RPI	RPI
DIV. I ONLY	15- 7	81	5- 5	136	123	88	88	13	13
DIV. I NON-CONF.	8- 1	19	0- 0	154	79	29	29	15	15
TOTALS	RPI 1-25	RPI 26-50	W-L RECORDS	RPI 51-100	RPI 101-150	RPI 150+			
15- 7	0- 1	0- 0	OVERALL	3- 2	4- 1	8- 3			
10- 2	0- 0	0- 0	HOME	1- 2	2- 0	7- 0			
4- 5	0- 1	0- 0	AWAY	2- 0	1- 1	1- 3			
1- 0	0- 0	0- 0	NEUTRAL	0- 0	1- 0	0- 0			
8- 1	0- 1	0- 0	NON-CONFERENCE	1- 0	3- 0	4- 0			
5- 0	0- 0	0- 0	HOME	0- 0	1- 0	4- 0			
2- 1	0- 1	0- 0	AWAY	1- 0	1- 0	0- 0			
1- 0	0- 0	0- 0	NEUTRAL	0- 0	1- 0	0- 0			
7- 6	0- 0	0- 0	CONFERENCE	2- 2	1- 1	4- 3			
5- 2	0- 0	0- 0	HOME	1- 2	1- 0	3- 0			
2- 4	0- 0	0- 0	AWAY	1- 0	0- 1	1- 3			
0- 0	0- 0	0- 0	NEUTRAL	0- 0	0- 0	0- 0			

RPI 1-25				RPI 26-50				RPI 51-100 Team's RPI: 88				RPI 101+			
RPI	S	Opponent	Score	RPI	S	Opponent	Score	RPI	S	Opponent	Score	RPI	S	Opponent	Score
6	A	Washington	66 92					54	A	Colorado St.	51 45	101	N	Charlotte	68 65
								54	H	Colorado St.	53 60	126	H	Eastern Wash.	67 64
								83	H	UNLV	55 58	131	A	St. Mary's (CA)	83 78
								96	A	Washington St.	77 73	148	A	New Mexico	68 75
								100	H	Wyoming	64 54	148	H	New Mexico	64 62
												169	H	Fresno St.	67 66
												193	A	Utah St.	63 65
												193	H	Utah St.	76 56
												194	H	San Jose St.	86 64
												226	H	Seattle U	73 68
												233	H	Portland St.	94 76
												254	H	Portland	74 60
												257	H	Hawaii	61 49
												269	A	San Diego St.	77 84
												286	A	Nevada	62 69
												317	A	Air Force	69 59
LAST 12 Division I GAMES:															
148	H	New Mexico	64 62	194	H	San Jose St.	86 64								
317	A	Air Force	69 59	148	A	New Mexico	68 75								
193	A	Utah St.	63 65	169	H	Fresno St.	67 66								
54	H	Colorado St.	53 60	269	A	San Diego St.	77 84								
100	H	Wyoming	64 54	83	H	UNLV	55 58								
286	A	Nevada	62 69	54	A	Colorado St.	51 45								

Non-Div I Games: Southern Ore. 89 45 Concordia Portland 71 40

Boise St.

Average RPI Win:	200	WON-LOST	WINNING	LAST 10	STRENGTH OF	OPP. STRENGTH	TEAM	ADJ.	CONF.	ADJ CONF.
Average RPI Loss:	70	RECORD	PCT. RANK	GAMES	SCHEDULE	OF SCHEDULE	RPI	RPI	RPI	RPI
DIV. I ONLY	9- 18	261	1- 9	53	58	167	167	3	3	
DIV. I NON-CONF.	7- 6	157	0- 0	216	219	195	195	4	4	
TOTALS	RPI 1-25	RPI 26-50	W-L RECORDS	RPI 51-100	RPI 101-150	RPI 150+				
9- 18	0- 5	0- 3	OVERALL	0- 5	3- 3	6- 2				
6- 8	0- 3	0- 2	HOME	0- 2	2- 1	4- 0				
2- 9	0- 2	0- 1	AWAY	0- 2	1- 2	1- 2				
1- 1	0- 0	0- 0	NEUTRAL	0- 1	0- 0	1- 0				
7- 6	0- 0	0- 0	NON-CONFERENCE	0- 2	1- 2	6- 2				
5- 2	0- 0	0- 0	HOME	0- 1	1- 1	4- 0				
1- 3	0- 0	0- 0	AWAY	0- 0	0- 1	1- 2				
1- 1	0- 0	0- 0	NEUTRAL	0- 1	0- 0	1- 0				
2- 12	0- 5	0- 3	CONFERENCE	0- 3	2- 1	0- 0				
1- 6	0- 3	0- 2	HOME	0- 1	1- 0	0- 0				
1- 6	0- 2	0- 1	AWAY	0- 2	1- 1	0- 0				
0- 0	0- 0	0- 0	NEUTRAL	0- 0	0- 0	0- 0				

RPI 1-25				RPI 26-50				RPI 51-100				RPI 101+ Team's RPI: 167			
RPI	S	Opponent	Score	RPI	S	Opponent	Score	RPI	S	Opponent	Score	RPI	S	Opponent	Score
2	H	Notre Dame	69 80	30	H	North Carolina St.	58 70	53	H	Georgia Tech	67 71	108	A	North Carolina	88 77
9	H	Duke	44 67	33	A	Syracuse	52 79	55	A	Virginia	55 62	111	H	Clemson	60 48
10	H	Florida St.	53 85	33	H	Syracuse	45 72	71	H	Penn St.	56 60	125	A	Fordham	49 56
13	A	Louisville	43 68					78	A	Wake Forest	55 71	131	H	St. Mary's (CA)	54 62
19	A	Miami (FL)	51 58					90	N	SMU	64 72	134	H	Maine	64 53
LAST 12 Division I GAMES:															
				30	H	North Carolina St.	58 70	78	A	Wake Forest	55 71				
				13	A	Louisville	43 68	9	H	Duke	44 67				
				108	A	North Carolina	88 77	2	H	Notre Dame	69 80				
				33	H	Syracuse	45 72	55	A	Virginia	55 62				
				10	H	Florida St.	53 85	53	H	Georgia Tech	67 71				
				19	A	Miami (FL)	51 58	33	A	Syracuse	52 79				

Non-Div I Games:

Boston College

■ Loss,
■ Non-Conf,
■ S Site,
■ H Home
■ A Away
N Neutral

Average RPI Win: 284	WON-LOST	WINNING	LAST 10	STRENGTH OF	OPP. STRENGTH	TEAM	ADJ.	CONF.	ADJ CONF.
Average RPI Loss: 142	RECORD	PCT. RANK	GAMES	SCHEDULE	OF SCHEDULE	RPI	RPI	RPI	RPI
DIV. I ONLY	11- 14	208	6- 4	297	197	247	247	24	24
DIV. I NON-CONF.	2- 9	293	0- 0	225	150	318	318	25	25
TOTALS	RPI 1-25	RPI 26-50	W-L RECORDS	RPI 51-100	RPI 101-150	RPI 150+			
11- 14	0- 1	0- 1	OVERALL	0- 2	0- 4	11- 6			
7- 5	0- 1	0- 0	HOME	0- 2	0- 1	7- 1			
4- 8	0- 0	0- 1	AWAY	0- 0	0- 2	4- 5			
0- 1	0- 0	0- 0	NEUTRAL	0- 0	0- 1	0- 0			
2- 9	0- 1	0- 1	NON-CONFERENCE	0- 1	0- 2	2- 4			
2- 3	0- 1	0- 0	HOME	0- 1	0- 0	2- 1			
0- 5	0- 0	0- 1	AWAY	0- 0	0- 1	0- 3			
0- 1	0- 0	0- 0	NEUTRAL	0- 0	0- 1	0- 0			
9- 5	0- 0	0- 0	CONFERENCE	0- 1	0- 2	9- 2			
5- 2	0- 0	0- 0	HOME	0- 1	0- 1	5- 0			
4- 3	0- 0	0- 0	AWAY	0- 0	0- 1	4- 2			
0- 0	0- 0	0- 0	NEUTRAL	0- 0	0- 0	0- 0			

RPI 1-25				RPI 26-50				RPI 51-100				RPI 101+ Team's RPI: 247			
RPI	S	Opponent	Score	RPI	S	Opponent	Score	RPI	S	Opponent	Score	RPI	S	Opponent	Score
25	H	Harvard	52 65	31	A	Arizona St.	42 71	66	H	Bucknell	50 66	118	N	Long Beach St.	48 61
								86	H	New Hampshire	51 59	130	A	Navy	41 55
												130	H	Navy	59 62
												145	A	Albany (NY)	54 69
												167	A	Boston College	49 67
												168	A	Northeastern	59 78
												196	A	American	62 73
												196	H	American	71 62
												229	A	Marist	57 76
												232	H	Dartmouth	49 61
												250	A	Loyola Maryland	67 55
												250	H	Loyola Maryland	61 58
												260	A	Colgate	87 96
												260	H	Colgate	65 51
												289	H	Massachusetts	64 60
												296	A	Lehigh	69 64
												296	H	Lehigh	64 50
												313	A	Lafayette	75 58
												313	H	Lafayette	68 50
												319	A	Holy Cross	66 49
												343	H	UMass Lowell	66 56
LAST 12 Division I GAMES:															
260	H	Colgate	65 51	66	H	Bucknell	50 66								
250	A	Loyola Maryland	67 55	260	A	Colgate	87 96								
196	H	American	71 62	250	H	Loyola Maryland	61 58								
313	A	Lafayette	75 58	196	A	American	62 73								
130	A	Navy	41 55	313	H	Lafayette	68 50								
296	H	Lehigh	64 50	130	H	Navy	59 62								

Non-Div I Games:

Boston U.

■ Loss,
 ■ Non-Conf, S Site,
 ■ Home
 ■ Away
 N Neutral

Bowling Green

Through Games Of Feb. 17, 2017

Average RPI Win:	269	WON-LOST	WINNING	LAST 10	STRENGTH OF	OPP. STRENGTH	TEAM	ADJ.	CONF.	ADJ CONF.
Average RPI Loss:	122	RECORD	PCT. RANK	GAMES	SCHEDULE	OF SCHEDULE	RPI	RPI	RPI	RPI
DIV. I ONLY	4- 18	321	1- 9	114	125	276	276	10	10	
DIV. I NON-CONF.	2- 7	284	0- 0	249	65	301	301	11	11	
TOTALS	RPI 1-25	RPI 26-50	W-L RECORDS	RPI 51-100	RPI 101-150	RPI 150+				
4- 18	0- 1	0- 2	OVERALL	0- 6	0- 4	4- 5				
1- 9	0- 0	0- 2	HOME	0- 3	0- 2	1- 2				
1- 8	0- 1	0- 0	AWAY	0- 2	0- 2	1- 3				
2- 1	0- 0	0- 0	NEUTRAL	0- 1	0- 0	2- 0				
2- 7	0- 1	0- 0	NON-CONFERENCE	0- 3	0- 1	2- 2				
0- 3	0- 0	0- 0	HOME	0- 1	0- 1	0- 1				
0- 3	0- 1	0- 0	AWAY	0- 1	0- 0	0- 1				
2- 1	0- 0	0- 0	NEUTRAL	0- 1	0- 0	2- 0				
2- 11	0- 0	0- 2	CONFERENCE	0- 3	0- 3	2- 3				
1- 6	0- 0	0- 2	HOME	0- 2	0- 1	1- 1				
1- 5	0- 0	0- 0	AWAY	0- 1	0- 2	1- 2				
0- 0	0- 0	0- 0	NEUTRAL	0- 0	0- 0	0- 0				

RPI 1-25				RPI 26-50				RPI 51-100				RPI 101+ Team's RPI: 276			
RPI	S	Opponent	Score	RPI	S	Opponent	Score	RPI	S	Opponent	Score	RPI	S	Opponent	Score
13	A	Louisville	58 83	41	H	Central Mich.	65 76	55	H	Virginia	47 67	109	A	Kent St.	78 80
				45	H	Ohio	58 69	68	H	Northern Ill.	76 89	142	H	Cincinnati	58 68
								74	A	Virginia Tech	51 98	144	A	Ball St.	70 91
								77	H	Buffalo	50 61	144	H	Ball St.	53 75
								82	A	Toledo	59 74	172	A	Western Mich.	58 75
								87	N	Chattanooga	49 54	172	H	Western Mich.	53 74
												185	H	Cleveland St.	56 64
												222	A	Akron	62 58
												222	H	Akron	86 50
												285	A	Eastern Mich.	74 81
												297	A	Eastern Ky.	55 57
												313	N	Lafayette	69 42
												320	N	Saint Peter's	73 68
LAST 12 Division I GAMES:															
172	H	Western Mich.	53 74	144	H	Ball St.	53 75								
82	A	Toledo	59 74	77	H	Buffalo	50 61								
144	A	Ball St.	70 91	41	H	Central Mich.	65 76								
222	H	Akron	86 50	172	A	Western Mich.	58 75								
109	A	Kent St.	78 80	222	A	Akron	62 58								
285	A	Eastern Mich.	74 81	68	H	Northern Ill.	76 89								

Non-Div I Games: Ohio Valley 82 46 Davis & Elkins 73 46 Malone 65 78

Bowling Green

Loss, Non-Conf, S Site, H Home A Away N Neutral

Average RPI Win: 246		WON-LOST	WINNING	LAST 10	STRENGTH OF	OPP. STRENGTH	TEAM	ADJ.	CONF.	ADJ CONF.
Average RPI Loss: 128		RECORD	PCT. RANK	GAMES	SCHEDULE	OF SCHEDULE	RPI	RPI	RPI	RPI
DIV. I ONLY		9- 15	243	5- 5	142	199	209	209	16	16
DIV. I NON-CONF.		3- 7	250	0- 0	124	238	207	207	14	14
TOTALS	RPI 1-25	RPI 26-50		W-L RECORDS		RPI 51-100	RPI 101-150	RPI 150+		
9- 15	0- 0	0- 3		OVERALL		0- 4	0- 2	9- 6		
5- 6	0- 0	0- 2		HOME		0- 2	0- 1	5- 1		
4- 9	0- 0	0- 1		AWAY		0- 2	0- 1	4- 5		
0- 0	0- 0	0- 0		NEUTRAL		0- 0	0- 0	0- 0		
3- 7	0- 0	0- 1		NON-CONFERENCE		0- 2	0- 2	3- 2		
1- 3	0- 0	0- 1		HOME		0- 1	0- 1	1- 0		
2- 4	0- 0	0- 0		AWAY		0- 1	0- 1	2- 2		
0- 0	0- 0	0- 0		NEUTRAL		0- 0	0- 0	0- 0		
6- 8	0- 0	0- 2		CONFERENCE		0- 2	0- 0	6- 4		
4- 3	0- 0	0- 1		HOME		0- 1	0- 0	4- 1		
2- 5	0- 0	0- 1		AWAY		0- 1	0- 0	2- 3		
0- 0	0- 0	0- 0		NEUTRAL		0- 0	0- 0	0- 0		

RPI 1-25				RPI 26-50				RPI 51-100				RPI 101+				Team's RPI: 209	
RPI	S	Opponent	Score	RPI	S	Opponent	Score	RPI	S	Opponent	Score	RPI	S	Opponent	Score		
				34	A	Drake	46 98	65	A	UNI	50 70	107	H	Saint Louis	58 68		
				34	H	Drake	60 93	65	H	UNI	53 72	109	A	Kent St.	52 77		
				36	H	Green Bay	43 68	68	H	Northern Ill.	51 81	156	H	Detroit Mercy	70 60		
								81	A	Western Ill.	77 91	161	A	Missouri St.	75 73		
												161	H	Missouri St.	62 56		
												172	A	Western Mich.	64 83		
												188	H	Southern Ill.	57 66		
												203	A	Indiana St.	51 58		
												203	H	Indiana St.	54 41		
												215	A	Wichita St.	54 65		
												239	A	Butler	56 58		
												267	H	Evansville	56 52		
												306	A	Illinois St.	63 71		
												311	A	Valparaiso	67 56		
												316	A	Loyola Chicago	60 53		
												316	H	Loyola Chicago	72 45		
												322	A	Ill.-Chicago	65 56		
LAST 12 Division I GAMES:																	
				161	H	Missouri St.	62 56	188	H	Southern Ill.	57 66						
				34	A	Drake	46 98	161	A	Missouri St.	75 73						
				65	A	UNI	50 70	215	A	Wichita St.	54 65						
				203	H	Indiana St.	54 41	65	H	UNI	53 72						
				316	H	Loyola Chicago	72 45	34	H	Drake	60 93						
				267	H	Evansville	56 52	316	A	Loyola Chicago	60 53						

Non-Div I Games:	Eureka	103	59
------------------	--------	-----	----

Bradley

■ Loss, ■ Non-Conf, S Site, H Home A Away N Neutral

Average RPI Win: 223	WON-LOST	WINNING	LAST 10	STRENGTH OF	OPP. STRENGTH	TEAM	ADJ.	CONF.	ADJ CONF.
Average RPI Loss: 162	RECORD	PCT. RANK	GAMES	SCHEDULE	OF SCHEDULE	RPI	RPI	RPI	RPI
DIV. I ONLY	13- 8	107	5- 4	253	205	155	155	9	9
DIV. I NON-CONF.	8- 4	97	1- 1	341	306	228	228	10	10
TOTALS	RPI 1-25	RPI 26-50	W-L RECORDS	RPI 51-100	RPI 101-150	RPI 150+			
13- 8	0- 1	0- 0	OVERALL	0- 2	2- 1	11- 4			
7- 3	0- 0	0- 0	HOME	0- 1	1- 0	6- 2			
6- 5	0- 1	0- 0	AWAY	0- 1	1- 1	5- 2			
0- 0	0- 0	0- 0	NEUTRAL	0- 0	0- 0	0- 0			
8- 4	0- 0	0- 0	NON-CONFERENCE	0- 0	0- 1	8- 3			
4- 2	0- 0	0- 0	HOME	0- 0	0- 0	4- 2			
4- 2	0- 0	0- 0	AWAY	0- 0	0- 1	4- 1			
0- 0	0- 0	0- 0	NEUTRAL	0- 0	0- 0	0- 0			
5- 4	0- 1	0- 0	CONFERENCE	0- 2	2- 0	3- 1			
3- 1	0- 0	0- 0	HOME	0- 1	1- 0	2- 0			
2- 3	0- 1	0- 0	AWAY	0- 1	1- 0	1- 1			
0- 0	0- 0	0- 0	NEUTRAL	0- 0	0- 0	0- 0			

RPI S	Opponent	Score	RPI S	Opponent	Score	RPI S	Opponent	Score	RPI S	Opponent	Score	Team's RPI: 155
25	A Harvard	59 69				79	A Penn	60 86	121	A Princeton	98 88	
						79	H Penn	68 71	133	H Cornell	72 67	
									141	A VCU	72 85	
									153	A Yale	51 73	
									153	H Yale	76 73	
									176	H Providence	77 70	
									178	H Columbia	69 60	
									198	A Sacred Heart	80 66	
									202	A Binghamton	83 72	
									232	A Dartmouth	65 62	
									259	H Howard	83 78	
									260	H Colgate	62 67	
									271	H Manhattan	57 58	
									284	A Vermont	62 50	
									287	A Bryant	67 70	
									309	H Rhode Island	76 65	
									320	H Saint Peter's	80 71	
									339	A Morgan St.	68 51	
LAST 12 Division I GAMES:												
79	H Penn	68 71	153	H Yale	76 73							
232	A Dartmouth	65 62	79	A Penn	60 86							
25	A Harvard	59 69	121	A Princeton	98 88							
178	H Columbia	69 60	339	A Morgan St.	68 51							
133	H Cornell	72 67	141	A VCU	72 85							
153	A Yale	51 73	320	H Saint Peter's	80 71							

Non-Div I Games: Rhode Island Col. 90 44

Brown

■ Loss,
 ■ Non-Conf, S Site,
 ■ Home
 ■ Away
 N Neutral

Average RPI Win:	307	WON-LOST	WINNING	LAST 10	STRENGTH OF	OPP. STRENGTH	TEAM	ADJ.	CONF.	ADJ CONF.
Average RPI Loss:	219	RECORD	PCT. RANK	GAMES	SCHEDULE	OF SCHEDULE	RPI	RPI	RPI	RPI
DIV. I ONLY	13- 13	169	5- 5	345	325	287	287	31	31	
DIV. I NON-CONF.	5- 6	186	0- 0	336	220	285	285	32	32	
TOTALS	RPI 1-25	RPI 26-50	W-L RECORDS	RPI 51-100	RPI 101-150	RPI 150+				
13- 13	0- 0	0- 0	OVERALL	0- 1	0- 2	13- 10				
9- 2	0- 0	0- 0	HOME	0- 0	0- 1	9- 1				
3- 10	0- 0	0- 0	AWAY	0- 1	0- 1	3- 8				
1- 1	0- 0	0- 0	NEUTRAL	0- 0	0- 0	1- 1				
5- 6	0- 0	0- 0	NON-CONFERENCE	0- 1	0- 2	5- 3				
3- 1	0- 0	0- 0	HOME	0- 0	0- 1	3- 0				
1- 4	0- 0	0- 0	AWAY	0- 1	0- 1	1- 2				
1- 1	0- 0	0- 0	NEUTRAL	0- 0	0- 0	1- 1				
8- 7	0- 0	0- 0	CONFERENCE	0- 0	0- 0	8- 7				
6- 1	0- 0	0- 0	HOME	0- 0	0- 0	6- 1				
2- 6	0- 0	0- 0	AWAY	0- 0	0- 0	2- 6				
0- 0	0- 0	0- 0	NEUTRAL	0- 0	0- 0	0- 0				

RPI S	Opponent	Score	RPI S	Opponent	Score	RPI S	Opponent	Score	RPI S	Opponent	Score	Team's RPI: 287
						86 A	New Hampshire	60 62	134 H	Maine	52 77	
									138 A	Pittsburgh	60 76	
									155 H	Brown	70 67	
									176 N	Providence	51 62	
									198 A	Sacred Heart	59 66	
									198 H	Sacred Heart	53 65	
									211 A	Rutgers	42 50	
									212 A	Robert Morris	46 62	
									262 A	Saint Francis (PA)	67 79	
									262 H	Saint Francis (PA)	85 70	
									284 A	Vermont	63 57	
									289 A	Massachusetts	62 68	
									304 A	Mt. St. Mary's	53 61	
									304 H	Mt. St. Mary's	78 62	
									309 N	Rhode Island	62 56	
									314 A	Central Conn. St.	52 53	
									319 H	Holy Cross	76 74	
									323 A	St. Francis Brooklyn	47 63	
									323 H	St. Francis Brooklyn	63 54	
									334 H	Wagner	70 61	
									338 A	LIU Brooklyn	62 53	
									338 H	LIU Brooklyn	57 53	
									341 A	Fairleigh Dickinson	56 48	
									341 H	Fairleigh Dickinson	50 48	
									343 H	UMass Lowell	73 62	
LAST 12 Division I GAMES:												
262 H	Saint Francis (PA)	85 70	314 A	Central Conn. St.	52 53							
338 H	LIU Brooklyn	57 53	262 A	Saint Francis (PA)	67 79							
323 H	St. Francis Brooklyn	63 54	212 A	Robert Morris	46 62							
304 A	Mt. St. Mary's	53 61	334 H	Wagner	70 61							
198 A	Sacred Heart	59 66	198 H	Sacred Heart	53 65							
341 H	Fairleigh Dickinson	50 48	341 A	Fairleigh Dickinson	56 48							

Non-Div I Games:

Bryant

■ Loss,
 ■ Non-Conf,
 S Site,
 ■ Home
 ■ Away
 N Neutral

Average RPI Win: 220	WON-LOST	WINNING	LAST 10	STRENGTH OF	OPP. STRENGTH	TEAM	ADJ.	CONF.	ADJ CONF.
Average RPI Loss: 173	RECORD	PCT. RANK	GAMES	SCHEDULE	OF SCHEDULE	RPI	RPI	RPI	RPI
DIV. I ONLY	20- 5	21	8- 2	246	220	66	66	24	24
DIV. I NON-CONF.	8- 3	67	0- 0	248	105	82	82	25	25
TOTALS	RPI 1-25	RPI 26-50	W-L RECORDS	RPI 51-100	RPI 101-150	RPI 150+			
20- 5	0- 0	0- 1	OVERALL	2- 0	1- 1	17- 3			
11- 0	0- 0	0- 0	HOME	1- 0	1- 0	9- 0			
9- 5	0- 0	0- 0	AWAY	1- 0	0- 0	8- 0			
0- 0	0- 0	0- 0	NEUTRAL	0- 0	0- 0	0- 0			
8- 3	0- 0	0- 1	NON-CONFERENCE	2- 0	0- 1	6- 1			
4- 0	0- 0	0- 0	HOME	1- 0	0- 0	3- 0			
4- 3	0- 0	0- 1	AWAY	1- 0	0- 1	3- 1			
0- 0	0- 0	0- 0	NEUTRAL	0- 0	0- 0	0- 0			
12- 2	0- 0	0- 0	CONFERENCE	0- 0	1- 0	11- 2			
7- 0	0- 0	0- 0	HOME	0- 0	1- 0	6- 0			
5- 2	0- 0	0- 0	AWAY	0- 0	0- 0	5- 2			
0- 0	0- 0	0- 0	NEUTRAL	0- 0	0- 0	0- 0			

RPI 1-25				RPI 26-50				RPI 51-100				Team's RPI: 66		RPI 101+			
RPI	S	Opponent	Score	RPI	S	Opponent	Score	RPI	S	Opponent	Score			RPI	S	Opponent	Score
29	A	Elon	58 64	58	H	Drexel	78 66	108	A	North Carolina	50 65			130	H	Navy	67 64
				98	A	Saint Joseph's	64 61							160	A	Army West Point	60 56
														160	H	Army West Point	68 62
														185	H	Cleveland St.	77 66
														196	A	American	47 59
														196	H	American	73 67
														202	A	Binghamton	67 57
														211	A	Rutgers	53 57
														222	A	Akron	61 47
														225	A	St. Bonaventure	57 35
														247	A	Boston U.	66 50
														250	A	Loyola Maryland	72 66
														250	H	Loyola Maryland	57 39
														260	A	Colgate	79 49
														260	H	Colgate	79 56
														271	H	Manhattan	69 64
														296	A	Lehigh	77 58
														296	H	Lehigh	73 54
														315	H	NJIT	67 36
														319	A	Holy Cross	51 63
														319	H	Holy Cross	77 48
LAST 12 Division I GAMES:																	
250	H	Loyola Maryland	57 39	247	A	Boston U.	66 50										
260	A	Colgate	79 49	250	A	Loyola Maryland	72 66										
296	H	Lehigh	73 54	260	H	Colgate	79 56										
319	A	Holy Cross	51 63	296	A	Lehigh	77 58										
196	A	American	47 59	319	H	Holy Cross	77 48										
160	H	Army West Point	68 62	196	H	American	73 67										

Non-Div I Games:

Bucknell

Buffalo

Through Games Of Feb. 17, 2017

Average RPI Win:	197	WON-LOST	WINNING	LAST 10	STRENGTH OF	OPP. STRENGTH	TEAM	ADJ.	CONF.	ADJ CONF.
Average RPI Loss:	70	RECORD	PCT. RANK	GAMES	SCHEDULE	OF SCHEDULE	RPI	RPI	RPI	RPI
DIV. I ONLY	18- 7	62	7- 3	126	121	77	77	10	10	
DIV. I NON-CONF.	10- 1	15	0- 0	191	189	50	50	11	11	
TOTALS	RPI 1-25	RPI 26-50	W-L RECORDS	RPI 51-100	RPI 101-150	RPI 150+				
18- 7	0- 1	1- 2	OVERALL	0- 3	4- 1	13- 0				
11- 3	0- 0	1- 0	HOME	0- 2	2- 1	8- 0				
7- 3	0- 0	0- 2	AWAY	0- 1	2- 0	5- 0				
0- 1	0- 1	0- 0	NEUTRAL	0- 0	0- 0	0- 0				
10- 1	0- 1	0- 0	NON-CONFERENCE	0- 0	3- 0	7- 0				
7- 0	0- 0	0- 0	HOME	0- 0	1- 0	6- 0				
3- 0	0- 0	0- 0	AWAY	0- 0	2- 0	1- 0				
0- 1	0- 1	0- 0	NEUTRAL	0- 0	0- 0	0- 0				
8- 6	0- 0	1- 2	CONFERENCE	0- 3	1- 1	6- 0				
4- 3	0- 0	1- 0	HOME	0- 2	1- 1	2- 0				
4- 3	0- 0	0- 2	AWAY	0- 1	0- 0	4- 0				
0- 0	0- 0	0- 0	NEUTRAL	0- 0	0- 0	0- 0				

RPI S	Opponent	Score	RPI S	Opponent	Score	RPI S	Opponent	Score	Team's RPI: 77	RPI S	Opponent	Score
25 N	Harvard	62 74	41 A	Central Mich.	71 88	68 H	Northern Ill.	80 89		109 H	Kent St.	77 62
			41 H	Central Mich.	67 56	82 A	Toledo	63 85		116 H	UCF	66 65
			45 A	Ohio	55 83	82 H	Toledo	64 73		117 A	Duquesne	71 69
										125 A	Fordham	58 54
										144 H	Ball St.	75 89
										172 A	Western Mich.	62 47
										183 H	Hofstra	74 50
										198 H	Sacred Heart	76 55
										220 A	Miami (OH)	68 51
										220 H	Miami (OH)	71 45
										222 H	Akron	81 51
										225 H	St. Bonaventure	68 47
										231 H	Niagara	73 63
										252 A	Canisius	65 52
										271 H	Manhattan	73 39
										276 A	Bowling Green	61 50
										285 A	Eastern Mich.	56 52
										289 H	Massachusetts	61 47
LAST 12 Division I GAMES:												
222 H	Akron	81 51	144 H	Ball St.	75 89							
285 A	Eastern Mich.	56 52	41 H	Central Mich.	67 56							
68 H	Northern Ill.	80 89	276 A	Bowling Green	61 50							
109 H	Kent St.	77 62	220 A	Miami (OH)	68 51							
82 A	Toledo	63 85	82 H	Toledo	64 73							
172 A	Western Mich.	62 47	41 A	Central Mich.	71 88							

Non-Div I Games:

Buffalo

■ Loss,
■ Non-Conf,
S Site,
■ Home
■ Away
N Neutral

Average RPI Win:	223	WON-LOST	WINNING	LAST 10	STRENGTH OF	OPP. STRENGTH	TEAM	ADJ.	CONF.	ADJ CONF.
Average RPI Loss:	94	RECORD	PCT. RANK	GAMES	SCHEDULE	OF SCHEDULE	RPI	RPI	RPI	RPI
DIV. I ONLY	5- 21	318	0- 10	67	78	239	239	7	7	
DIV. I NON-CONF.	3- 8	262	0- 0	137	159	274	274	7	7	
TOTALS	RPI 1-25	RPI 26-50	W-L RECORDS	RPI 51-100	RPI 101-150	RPI 150+				
5- 21	0- 3	0- 4	OVERALL	0- 5	0- 4	5- 5				
4- 10	0- 1	0- 2	HOME	0- 3	0- 2	4- 2				
1- 11	0- 2	0- 2	AWAY	0- 2	0- 2	1- 3				
0- 0	0- 0	0- 0	NEUTRAL	0- 0	0- 0	0- 0				
3- 8	0- 0	0- 2	NON-CONFERENCE	0- 0	0- 4	3- 2				
3- 4	0- 0	0- 1	HOME	0- 0	0- 2	3- 1				
0- 4	0- 0	0- 1	AWAY	0- 0	0- 2	0- 1				
0- 0	0- 0	0- 0	NEUTRAL	0- 0	0- 0	0- 0				
2- 13	0- 3	0- 2	CONFERENCE	0- 5	0- 0	2- 3				
1- 6	0- 1	0- 1	HOME	0- 3	0- 0	1- 1				
1- 7	0- 2	0- 1	AWAY	0- 2	0- 0	1- 2				
0- 0	0- 0	0- 0	NEUTRAL	0- 0	0- 0	0- 0				

RPI 1-25				RPI 26-50				RPI 51-100				RPI 101+ Team's RPI: 239			
RPI	S	Opponent	Score	RPI	S	Opponent	Score	RPI	S	Opponent	Score	RPI	S	Opponent	Score
17	A	DePaul	69 100	32	H	South Fla.	59 74	51	H	Villanova	69 70	116	H	UCF	59 66
17	H	DePaul	62 92	36	A	Green Bay	34 61	56	A	Georgetown	72 83	124	A	TCU	47 73
21	A	Creighton	52 67	46	A	Marquette	53 91	56	H	Georgetown	52 58	137	A	Arkansas	50 68
				46	H	Marquette	66 72	67	A	St. John's (NY)	55 62	144	H	Ball St.	50 74
								67	H	St. John's (NY)	41 62	176	A	Providence	51 68
LAST 12 Division I GAMES:															
56	A	Georgetown	72 83	56	H	Georgetown	52 58	182	A	Xavier	65 62	182	H	Xavier	43 53
17	H	DePaul	62 92	51	H	Villanova	69 70	189	H	ETSU	59 68	199	A	Seton Hall	63 65
46	H	Marquette	66 72	46	A	Marquette	53 91	199	H	Seton Hall	79 58	203	H	Indiana St.	66 48
182	H	Xavier	43 53	17	A	DePaul	69 100	205	A	Wisconsin	55 60	209	H	Bradley	58 56
199	A	Seton Hall	63 65	182	A	Xavier	65 62	324	H	Fort Wayne	70 64				
67	A	St. John's (NY)	55 62	67	H	St. John's (NY)	41 62								

Non-Div I Games:

Butler

■ Loss,
■ Non-Conf,
■ S Site,
■ H Home
■ A Away
N Neutral

CSU Bakersfield

Through Games Of Feb. 17, 2017

Average RPI Win:	286	WON-LOST	WINNING	LAST 10	STRENGTH OF	OPP. STRENGTH	TEAM	ADJ.	CONF.	ADJ CONF.
Average RPI Loss:	169	RECORD	PCT. RANK	GAMES	SCHEDULE	OF SCHEDULE	RPI	RPI	RPI	RPI
DIV. I ONLY	10- 12	202	7- 3	298	272	265	265	29	29	
DIV. I NON-CONF.	3- 9	275	1- 1	300	103	312	312	29	29	
TOTALS	RPI 1-25	RPI 26-50	W-L RECORDS	RPI 51-100	RPI 101-150	RPI 150+				
10- 12	0- 1	0- 1	OVERALL	0- 2	0- 0	10- 8				
7- 5	0- 1	0- 0	HOME	0- 1	0- 0	7- 3				
3- 7	0- 0	0- 1	AWAY	0- 1	0- 0	3- 5				
0- 0	0- 0	0- 0	NEUTRAL	0- 0	0- 0	0- 0				
3- 9	0- 1	0- 1	NON-CONFERENCE	0- 2	0- 0	3- 5				
2- 4	0- 1	0- 0	HOME	0- 1	0- 0	2- 2				
1- 5	0- 0	0- 1	AWAY	0- 1	0- 0	1- 3				
0- 0	0- 0	0- 0	NEUTRAL	0- 0	0- 0	0- 0				
7- 3	0- 0	0- 0	CONFERENCE	0- 0	0- 0	7- 3				
5- 1	0- 0	0- 0	HOME	0- 0	0- 0	5- 1				
2- 2	0- 0	0- 0	AWAY	0- 0	0- 0	2- 2				
0- 0	0- 0	0- 0	NEUTRAL	0- 0	0- 0	0- 0				

RPI 1-25				RPI 26-50				RPI 51-100				RPI 101+ Team's RPI: 265			
RPI	S	Opponent	Score	RPI	S	Opponent	Score	RPI	S	Opponent	Score	RPI	S	Opponent	Score
12	H	Stanford	56 77	28	A	Oregon	62 77	63	H	South Dakota	60 75	163	H	UC Riverside	66 71
								70	A	California	63 86	174	A	New Mexico St.	55 69
												174	H	New Mexico St.	55 64
												216	H	Grand Canyon	74 59
												226	A	Seattle U	47 54
												234	A	Pacific	61 91
												237	H	Cal Poly	57 49
												256	A	UTRGV	67 61
												256	H	UTRGV	74 46
												257	H	Hawaii	58 51
												283	H	Southern Utah	59 65
												300	A	UTEP	61 74
												302	A	Pepperdine	57 62
												318	H	UMKC	52 33
												326	A	UC Irvine	86 66
												331	A	Utah Valley	63 59
												331	H	Utah Valley	55 39
												335	H	Chicago St.	83 48
LAST 12 Division I GAMES:															
331	H	Utah Valley	55 39	331	A	Utah Valley	63 59								
256	A	UTRGV	67 61	174	H	New Mexico St.	55 64								
174	A	New Mexico St.	55 69	256	H	UTRGV	74 46								
216	H	Grand Canyon	74 59	226	A	Seattle U	47 54								
318	H	UMKC	52 33	237	H	Cal Poly	57 49								
335	H	Chicago St.	83 48	300	A	UTEP	61 74								

Non-Div I Games: Stanislaus St. 78 51 Fresno Pacific 84 61

CSU Bakersfield

Loss, Non-Conf, S Site, H Home A Away N Neutral

Average RPI Win: 223	WON-LOST	WINNING	LAST 10	STRENGTH OF	OPP. STRENGTH	TEAM	ADJ.	CONF.	ADJ CONF.
Average RPI Loss: 154	RECORD	PCT. RANK	GAMES	SCHEDULE	OF SCHEDULE	RPI	RPI	RPI	RPI
DIV. I ONLY	14- 11	135	6- 4	219	200	179	179	25	25
DIV. I NON-CONF.	7- 7	165	0- 1	120	145	143	143	23	23
TOTALS	RPI 1-25	RPI 26-50	W-L RECORDS	RPI 51-100	RPI 101-150	RPI 150+			
14- 11	0- 2	0- 1	OVERALL	0- 1	2- 2	12- 5			
7- 6	0- 0	0- 1	HOME	0- 1	1- 1	6- 3			
7- 5	0- 2	0- 0	AWAY	0- 0	1- 1	6- 2			
0- 0	0- 0	0- 0	NEUTRAL	0- 0	0- 0	0- 0			
7- 7	0- 2	0- 1	NON-CONFERENCE	0- 1	1- 1	6- 2			
2- 5	0- 0	0- 1	HOME	0- 1	0- 1	2- 2			
5- 2	0- 2	0- 0	AWAY	0- 0	1- 0	4- 0			
0- 0	0- 0	0- 0	NEUTRAL	0- 0	0- 0	0- 0			
7- 4	0- 0	0- 0	CONFERENCE	0- 0	1- 1	6- 3			
5- 1	0- 0	0- 0	HOME	0- 0	1- 0	4- 1			
2- 3	0- 0	0- 0	AWAY	0- 0	0- 1	2- 2			
0- 0	0- 0	0- 0	NEUTRAL	0- 0	0- 0	0- 0			

RPI 1-25				RPI 26-50				RPI 51-100				RPI 101+ Team's RPI: 179			
RPI	S	Opponent	Score	RPI	S	Opponent	Score	RPI	S	Opponent	Score	RPI	S	Opponent	Score
6	A	Washington	44 101	49	H	Michigan St.	59 63	79	H	Penn	36 47	102	A	UC Davis	65 81
12	A	Stanford	54 88									118	H	Long Beach St.	63 56
												126	H	Eastern Wash.	57 71
												131	A	St. Mary's (CA)	73 61
												156	H	Detroit Mercy	76 67
												163	A	UC Riverside	70 67
												169	A	Fresno St.	61 57
												214	A	Weber St.	89 78
												226	A	Seattle U	68 64
												233	H	Portland St.	99 72
												237	A	Cal Poly	68 79
												237	H	Cal Poly	63 70
												238	H	San Diego	67 76
												243	A	UC Santa Barbara	62 55
												243	H	UC Santa Barbara	75 61
												257	H	Hawaii	67 56
												283	H	Southern Utah	71 77
												303	A	Northern Ariz.	83 79
												326	A	UC Irvine	52 77
												326	H	UC Irvine	85 77
												342	H	Cal St. Fullerton	58 41
LAST 12 Division I GAMES:															
326	H	UC Irvine	85 77	237	H	Cal Poly	63 70								
163	A	UC Riverside	70 67	102	A	UC Davis	65 81								
243	A	UC Santa Barbara	62 55	326	A	UC Irvine	52 77								
257	H	Hawaii	67 56	237	A	Cal Poly	68 79								
118	H	Long Beach St.	63 56	342	H	Cal St. Fullerton	58 41								
243	H	UC Santa Barbara	75 61	79	H	Penn	36 47								

Non-Div I Games:

CSUN

■ Loss,
■ Non-Conf,
■ S Site,
■ H Home
■ A Away
N Neutral

Average RPI Win: 261	WON-LOST	WINNING	LAST 10	STRENGTH OF	OPP. STRENGTH	TEAM	ADJ.	CONF.	ADJ CONF.
Average RPI Loss: 157	RECORD	PCT. RANK	GAMES	SCHEDULE	OF SCHEDULE	RPI	RPI	RPI	RPI
DIV. I ONLY	10- 14	218	4- 6	241	222	237	237	25	25
DIV. I NON-CONF.	4- 8	230	0- 0	228	221	289	289	23	23
TOTALS	RPI 1-25	RPI 26-50	W-L RECORDS	RPI 51-100	RPI 101-150	RPI 150+			
10- 14	0- 2	0- 0	OVERALL	0- 1	1- 4	9- 7			
7- 5	0- 0	0- 0	HOME	0- 0	1- 3	6- 2			
3- 9	0- 2	0- 0	AWAY	0- 1	0- 1	3- 5			
0- 0	0- 0	0- 0	NEUTRAL	0- 0	0- 0	0- 0			
4- 8	0- 2	0- 0	NON-CONFERENCE	0- 1	0- 2	4- 3			
4- 2	0- 0	0- 0	HOME	0- 0	0- 2	4- 0			
0- 6	0- 2	0- 0	AWAY	0- 1	0- 0	0- 3			
0- 0	0- 0	0- 0	NEUTRAL	0- 0	0- 0	0- 0			
6- 6	0- 0	0- 0	CONFERENCE	0- 0	1- 2	5- 4			
3- 3	0- 0	0- 0	HOME	0- 0	1- 1	2- 2			
3- 3	0- 0	0- 0	AWAY	0- 0	0- 1	3- 2			
0- 0	0- 0	0- 0	NEUTRAL	0- 0	0- 0	0- 0			

RPI 1-25				RPI 26-50				RPI 51-100				RPI 101+ Team's RPI: 237			
RPI	S	Opponent	Score	RPI	S	Opponent	Score	RPI	S	Opponent	Score	RPI	S	Opponent	Score
11	A	UCLA	64 80					84	A	Montana St.	52 71	102	H	UC Davis	53 61
12	A	Stanford	55 83									118	A	Long Beach St.	80 83
												118	H	Long Beach St.	69 67
												131	H	St. Mary's (CA)	71 79
												139	H	San Francisco	67 73
												163	A	UC Riverside	59 68
												163	H	UC Riverside	69 72
												179	A	CSUN	70 63
												179	H	CSUN	79 68
												216	A	Grand Canyon	59 64
												243	H	UC Santa Barbara	78 67
												257	A	Hawaii	57 66
												257	H	Hawaii	79 87
												265	A	CSU Bakersfield	49 57
												282	A	Sacramento St.	96 97
												291	H	North Dakota St.	73 46
												302	H	Pepperdine	62 52
												303	H	Northern Ariz.	58 53
												326	A	UC Irvine	78 60
												331	H	Utah Valley	77 65
												342	A	Cal St. Fullerton	69 45
LAST 12 Division I GAMES:															
118	H	Long Beach St.	69 67	179	A	CSUN	70 63								
342	A	Cal St. Fullerton	69 45	257	H	Hawaii	79 87								
326	A	UC Irvine	78 60	118	A	Long Beach St.	80 83								
163	H	UC Riverside	69 72	163	A	UC Riverside	59 68								
102	H	UC Davis	53 61	179	H	CSUN	79 68								
257	A	Hawaii	57 66	243	H	UC Santa Barbara	78 67								

Non-Div I Games:

Cal Poly

■ Loss,
 ■ Non-Conf, S Site,
 ■ Home
 ■ Away
 N Neutral

Average RPI Win:	327	WON-LOST	WINNING	LAST 10	STRENGTH OF	OPP. STRENGTH	TEAM	ADJ.	CONF.	ADJ CONF.
Average RPI Loss:	193	RECORD	PCT. RANK	GAMES	SCHEDULE	OF SCHEDULE	RPI	RPI	RPI	RPI
DIV. I ONLY	2- 20	341	1- 9	279	265	342	342	25	25	
DIV. I NON-CONF.	1- 10	325	0- 0	324	283	346	346	23	23	
TOTALS	RPI 1-25	RPI 26-50	W-L RECORDS	RPI 51-100	RPI 101-150	RPI 150+				
2- 20	0- 0	0- 0	OVERALL	0- 1	0- 6	2- 13				
2- 9	0- 0	0- 0	HOME	0- 0	0- 3	2- 6				
0- 11	0- 0	0- 0	AWAY	0- 1	0- 3	0- 7				
0- 0	0- 0	0- 0	NEUTRAL	0- 0	0- 0	0- 0				
1- 10	0- 0	0- 0	NON-CONFERENCE	0- 1	0- 2	1- 7				
1- 5	0- 0	0- 0	HOME	0- 0	0- 1	1- 4				
0- 5	0- 0	0- 0	AWAY	0- 1	0- 1	0- 3				
0- 0	0- 0	0- 0	NEUTRAL	0- 0	0- 0	0- 0				
1- 10	0- 0	0- 0	CONFERENCE	0- 0	0- 4	1- 6				
1- 4	0- 0	0- 0	HOME	0- 0	0- 2	1- 2				
0- 6	0- 0	0- 0	AWAY	0- 0	0- 2	0- 4				
0- 0	0- 0	0- 0	NEUTRAL	0- 0	0- 0	0- 0				

RPI S	Opponent	Score	RPI S	Opponent	Score	RPI S	Opponent	Score	RPI S	Opponent	Score	Team's RPI: 342
						100 A	Wyoming	26 61	102 A	UC Davis	39 59	
									102 H	UC Davis	51 70	
									118 A	Long Beach St.	55 84	
									118 H	Long Beach St.	48 65	
									126 A	Eastern Wash.	67 84	
									129 H	Idaho	86 88	
									163 A	UC Riverside	45 68	
									178 H	Columbia	46 61	
									179 A	CSUN	41 58	
									206 H	Loyola Marymount	62 77	
									233 A	Portland St.	73 81	
									237 H	Cal Poly	45 69	
									238 A	San Diego	50 103	
									243 A	UC Santa Barbara	37 57	
									243 H	UC Santa Barbara	49 56	
									257 A	Hawaii	50 60	
									269 H	San Diego St.	61 71	
									302 H	Pepperdine	58 69	
									308 A	Denver	58 77	
									326 H	UC Irvine	64 53	
									327 H	Montana	72 56	
LAST 12 Division I GAMES:												
237 H	Cal Poly	45 69	102 H	UC Davis	51 70							
118 A	Long Beach St.	55 84	326 H	UC Irvine	64 53							
243 A	UC Santa Barbara	37 57	257 A	Hawaii	50 60							
102 A	UC Davis	39 59	243 H	UC Santa Barbara	49 56							
118 H	Long Beach St.	48 65	179 A	CSUN	41 58							
163 A	UC Riverside	45 68	178 H	Columbia	46 61							

Non-Div I Games: Antelope Valley 64 56 Whittier 97 49

Cal St. Fullerton

Loss, Non-Conf, S Site, H Home A Away N Neutral

California

Through Games Of Feb. 17, 2017

Average RPI Win:	152	WON-LOST	WINNING	LAST 10	STRENGTH OF	OPP. STRENGTH	TEAM	ADJ.	CONF.	ADJ CONF.
Average RPI Loss:	43	RECORD	PCT. RANK	GAMES	SCHEDULE	OF SCHEDULE	RPI	RPI	RPI	RPI
DIV. I ONLY	17- 10	105	3- 7	64	28	70	70	1	1	
DIV. I NON-CONF.	12- 0	1	0- 0	202	162	27	27	1	1	
TOTALS	RPI 1-25	RPI 26-50	W-L RECORDS	RPI 51-100	RPI 101-150	RPI 150+				
17- 10	2- 3	0- 3	OVERALL	2- 4	7- 0	6- 0				
10- 6	1- 2	0- 2	HOME	1- 2	4- 0	4- 0				
4- 4	0- 1	0- 1	AWAY	1- 2	2- 0	1- 0				
3- 0	1- 0	0- 0	NEUTRAL	0- 0	1- 0	1- 0				
12- 0	1- 0	0- 0	NON-CONFERENCE	0- 0	5- 0	6- 0				
7- 0	0- 0	0- 0	HOME	0- 0	3- 0	4- 0				
2- 0	0- 0	0- 0	AWAY	0- 0	1- 0	1- 0				
3- 0	1- 0	0- 0	NEUTRAL	0- 0	1- 0	1- 0				
5- 10	1- 3	0- 3	CONFERENCE	2- 4	2- 0	0- 0				
3- 6	1- 2	0- 2	HOME	1- 2	1- 0	0- 0				
2- 4	0- 1	0- 1	AWAY	1- 2	1- 0	0- 0				
0- 0	0- 0	0- 0	NEUTRAL	0- 0	0- 0	0- 0				

RPI S Opponent Score	RPI S Opponent Score	RPI S Opponent Score	RPI S Opponent Score
6 A Washington 67 90	28 H Oregon 66 69	57 H Southern California 63 56	113 A Arizona 74 64
8 H Oregon St. 56 66	31 A Arizona St. 62 72	64 A Utah 57 63	113 H Arizona 71 60
11 H UCLA 80 77	31 H Arizona St. 45 54	64 H Utah 64 73	117 H Duquesne 86 66
12 H Stanford 66 72		85 A Colorado 65 53	120 N Southern Miss. 71 51
15 N Oklahoma 82 74		85 H Colorado 59 64	131 A St. Mary's (CA) 74 67
		96 A Washington St. 79 84	139 H San Francisco 75 52
			147 H Santa Clara 73 58
			163 H UC Riverside 71 56
			200 A Nebraska 86 65
			265 H CSU Bakersfield 86 63
			282 H Sacramento St. 97 73
			296 H Lehigh 96 63
			325 N Arkansas St. 80 55
LAST 12 Division I GAMES:			
12 H Stanford 66 72	6 A Washington 67 90		
85 H Colorado 59 64	113 H Arizona 71 60		
64 H Utah 64 73	31 H Arizona St. 45 54		
57 H Southern California 63 56	64 A Utah 57 63		
11 H UCLA 80 77	85 A Colorado 65 53		
96 A Washington St. 79 84	28 H Oregon 66 69		

Non-Div I Games:

California

Loss, Non-Conf, S Site, H Home A Away N Neutral

Average RPI Win: 294	WON-LOST	WINNING	LAST 10	STRENGTH OF	OPP. STRENGTH	TEAM	ADJ.	CONF.	ADJ CONF.
Average RPI Loss: 175	RECORD	PCT. RANK	GAMES	SCHEDULE	OF SCHEDULE	RPI	RPI	RPI	RPI
DIV. I ONLY	15- 6	63	8- 2	342	327	213	213	28	28
DIV. I NON-CONF.	5- 3	122	0- 0	322	345	218	218	28	28
TOTALS	RPI 1-25	RPI 26-50	W-L RECORDS	RPI 51-100	RPI 101-150	RPI 150+			
15- 6	0- 0	0- 0	OVERALL	0- 1	0- 2	15- 3			
6- 4	0- 0	0- 0	HOME	0- 0	0- 2	6- 2			
7- 2	0- 0	0- 0	AWAY	0- 1	0- 0	7- 1			
2- 0	0- 0	0- 0	NEUTRAL	0- 0	0- 0	2- 0			
5- 3	0- 0	0- 0	NON-CONFERENCE	0- 1	0- 1	5- 1			
1- 2	0- 0	0- 0	HOME	0- 0	0- 1	1- 1			
2- 1	0- 0	0- 0	AWAY	0- 1	0- 0	2- 0			
2- 0	0- 0	0- 0	NEUTRAL	0- 0	0- 0	2- 0			
10- 3	0- 0	0- 0	CONFERENCE	0- 0	0- 1	10- 2			
5- 2	0- 0	0- 0	HOME	0- 0	0- 1	5- 1			
5- 1	0- 0	0- 0	AWAY	0- 0	0- 0	5- 1			
0- 0	0- 0	0- 0	NEUTRAL	0- 0	0- 0	0- 0			

RPI 1-25			RPI 26-50			RPI 51-100			RPI 101+ Team's RPI: 213		
RPI	S	Opponent	Score	RPI	S	Opponent	Score	RPI	S	Opponent	Score
						99 A Mercer	60 76	135 H Radford		42 61	
								141 H VCU		53 66	
								189 H ETSU		55 56	
								223 A Presbyterian		49 39	
								236 A UNC Asheville		61 55	
								236 H UNC Asheville		61 60	
								241 H Liberty		52 58	
								246 A Charleston So.		43 60	
								246 H Charleston So.		54 37	
								264 H High Point		58 33	
								278 N Ark.-Pine Bluff		51 31	
								288 A Western Caro.		50 48	
								307 A Gardner-Webb		73 61	
								321 A USC Upstate		56 41	
								328 A Winthrop		70 35	
								328 H Winthrop		61 32	
								336 A Longwood		66 54	
								336 H Longwood		74 50	
								339 N Morgan St.		62 51	
								340 H N.C. Central		61 30	
LAST 12 Division I GAMES:											
328 A	Winthrop	70	35	264 H	High Point	58	33				
236 H	UNC Asheville	61	60	336 A	Longwood	66	54				
246 A	Charleston So.	43	60	328 H	Winthrop	61	32				
336 H	Longwood	74	50	223 A	Presbyterian	49	39				
241 H	Liberty	52	58	135 H	Radford	42	61				
307 A	Gardner-Webb	73	61	246 H	Charleston So.	54	37				

Non-Div I Games: Columbia (SC) 73 32 Saint Augustine's 69 33 St. Andrews 94 39

Campbell

Loss, Non-Conf, S Site, H Home A Away N Neutral

Canisius

Through Games Of Feb. 17, 2017

Average RPI Win: 253	WON-LOST	WINNING	LAST 10	STRENGTH OF	OPP. STRENGTH	TEAM	ADJ.	CONF.	ADJ CONF.
Average RPI Loss: 157	RECORD	PCT. RANK	GAMES	SCHEDULE	OF SCHEDULE	RPI	RPI	RPI	RPI
DIV. I ONLY	9- 17	255	5- 5	195	246	252	252	18	18
DIV. I NON-CONF.	1- 8	314	0- 0	99	272	275	275	17	17
TOTALS	RPI 1-25	RPI 26-50	W-L RECORDS	RPI 51-100	RPI 101-150	RPI 150+			
9- 17	0- 0	0- 2	OVERALL	0- 1	0- 4	9- 10			
5- 8	0- 0	0- 1	HOME	0- 1	0- 2	5- 4			
4- 9	0- 0	0- 1	AWAY	0- 0	0- 2	4- 6			
0- 0	0- 0	0- 0	NEUTRAL	0- 0	0- 0	0- 0			
1- 8	0- 0	0- 1	NON-CONFERENCE	0- 1	0- 2	1- 4			
0- 4	0- 0	0- 0	HOME	0- 1	0- 1	0- 2			
1- 4	0- 0	0- 1	AWAY	0- 0	0- 1	1- 2			
0- 0	0- 0	0- 0	NEUTRAL	0- 0	0- 0	0- 0			
8- 9	0- 0	0- 1	CONFERENCE	0- 0	0- 2	8- 6			
5- 4	0- 0	0- 1	HOME	0- 0	0- 1	5- 2			
3- 5	0- 0	0- 0	AWAY	0- 0	0- 1	3- 4			
0- 0	0- 0	0- 0	NEUTRAL	0- 0	0- 0	0- 0			

RPI S	Opponent	Score	RPI S	Opponent	Score	RPI S	Opponent	Score	RPI S	Opponent	Score	Team's RPI: 252
27	A Ohio St.	56 89	77	H Buffalo	52 65	115	A Rider	50 61				
43	H Quinnipiac	53 64				115	H Rider	70 71				
						132	H Lamar University	51 65				
						133	A Cornell	43 60				
						152	A Iona	52 55				
						152	H Iona	45 58				
						168	H Northeastern	59 83				
						187	H Fairfield	63 49				
						190	A Siena	42 67				
						191	A Morehead St.	68 77				
						222	H Akron	64 73				
						224	A Monmouth	53 55				
						224	H Monmouth	74 54				
						225	A St. Bonaventure	74 57				
						229	A Marist	60 67				
						229	H Marist	74 85				
						231	A Niagara	65 57				
						231	H Niagara	52 41				
						262	A Saint Francis (PA)	74 95				
						271	A Manhattan	62 57				
						271	H Manhattan	58 48				
						320	A Saint Peter's	59 54				
						320	H Saint Peter's	61 56				
LAST 12 Division I GAMES:												
320	H Saint Peter's	61 56	190	A Siena	42 67							
115	A Rider	50 61	187	H Fairfield	63 49							
231	H Niagara	52 41	231	A Niagara	65 57							
152	H Iona	45 58	224	A Monmouth	53 55							
271	H Manhattan	58 48	320	A Saint Peter's	59 54							
229	A Marist	60 67	43	H Quinnipiac	53 64							

Non-Div I Games:

Canisius

■ Loss,
 ■ Non-Conf,
 ■ S Site,
 ■ H Home
 ■ A Away
 N Neutral

Central Ark.

Through Games Of Feb. 17, 2017

Average RPI Win:	262	WON-LOST	WINNING	LAST 10	STRENGTH OF	OPP. STRENGTH	TEAM	ADJ.	CONF.	ADJ CONF.
Average RPI Loss:	86	RECORD	PCT. RANK	GAMES	SCHEDULE	OF SCHEDULE	RPI	RPI	RPI	RPI
DIV. I ONLY	16- 4	21	10- 0	309	255	112	112	27	27	
DIV. I NON-CONF.	4- 2	97	0- 0	265	66	99	99	27	27	
TOTALS	RPI 1-25	RPI 26-50	W-L RECORDS	RPI 51-100	RPI 101-150	RPI 150+				
16- 4	0- 1	0- 0	OVERALL	0- 1	2- 2	14- 0				
7- 1	0- 0	0- 0	HOME	0- 0	1- 1	6- 0				
7- 3	0- 0	0- 0	AWAY	0- 1	1- 0	6- 0				
2- 0	0- 0	0- 0	NEUTRAL	0- 0	0- 0	2- 0				
4- 2	0- 1	0- 0	NON-CONFERENCE	0- 1	0- 0	4- 0				
1- 0	0- 0	0- 0	HOME	0- 0	0- 0	1- 0				
1- 2	0- 1	0- 0	AWAY	0- 1	0- 0	1- 0				
2- 0	0- 0	0- 0	NEUTRAL	0- 0	0- 0	2- 0				
12- 2	0- 0	0- 0	CONFERENCE	0- 0	2- 2	10- 0				
6- 1	0- 0	0- 0	HOME	0- 0	1- 1	5- 0				
6- 1	0- 0	0- 0	AWAY	0- 0	1- 1	5- 0				
0- 0	0- 0	0- 0	NEUTRAL	0- 0	0- 0	5- 0				

RPI 1-25				RPI 26-50				RPI 51-100				RPI 101+ Team's RPI: 112			
RPI	S	Opponent	Score	RPI	S	Opponent	Score	RPI	S	Opponent	Score	RPI	S	Opponent	Score
16	A	Texas A&M	49 74					93	A	Texas Tech	45 79	104	A	Abilene Christian	76 83
												104	H	Abilene Christian	80 70
												105	A	SFA	67 63
												132	H	Lamar University	56 70
												173	N	Houston	69 55
												207	A	New Orleans	55 51
												241	N	Liberty	61 41
												270	A	McNeese	72 49
												270	H	McNeese	67 52
												290	A	Alcorn	71 57
												290	H	Alcorn	59 45
												293	H	Northwestern St.	76 43
												295	A	Nicholls St.	61 52
												299	A	A&M-Corpus Christi	49 41
												332	H	Incarinate Word	63 50
												333	H	Southeastern La.	77 55
												337	H	Sam Houston St.	75 48
												345	A	Houston Baptist	80 49
LAST 12 Division I GAMES:															
337	H	Sam Houston St.	75 48	105	A	SFA	67 63								
295	A	Nicholls St.	61 52	207	A	New Orleans	55 51								
104	H	Abilene Christian	80 70	270	H	McNeese	67 52								
333	H	Southeastern La.	77 55	299	A	A&M-Corpus Christi	49 41								
270	A	McNeese	72 49	345	A	Houston Baptist	80 49								
332	H	Incarinate Word	63 50	104	A	Abilene Christian	76 83								

Non-Div I Games: Crowley's Ridge 102 31 Williams Baptist 82 32 Central Baptist 94 47 Hendrix 71 39
Central Ark.

Loss, Non-Conf, S Site, H Home A Away N Neutral

Average RPI Win:	305	WON-LOST	WINNING	LAST 10	STRENGTH OF	OPP. STRENGTH	TEAM	ADJ.	CONF.	ADJ CONF.
Average RPI Loss:	216	RECORD	PCT. RANK	GAMES	SCHEDULE	OF SCHEDULE	RPI	RPI	RPI	RPI
DIV. I ONLY	9- 17	255	3- 7	328	321	314	314	31	31	
DIV. I NON-CONF.	1- 10	325	0- 0	268	164	340	340	32	32	
TOTALS	RPI 1-25	RPI 26-50	W-L RECORDS	RPI 51-100	RPI 101-150	RPI 150+				
9- 17	0- 0	0- 1	OVERALL	0- 2	0- 0	9- 14				
6- 4	0- 0	0- 0	HOME	0- 0	0- 0	6- 4				
3- 12	0- 0	0- 1	AWAY	0- 2	0- 0	3- 9				
0- 1	0- 0	0- 0	NEUTRAL	0- 0	0- 0	0- 1				
1- 10	0- 0	0- 1	NON-CONFERENCE	0- 2	0- 0	1- 7				
1- 2	0- 0	0- 0	HOME	0- 0	0- 0	1- 2				
0- 7	0- 0	0- 1	AWAY	0- 2	0- 0	0- 4				
0- 1	0- 0	0- 0	NEUTRAL	0- 0	0- 0	0- 1				
8- 7	0- 0	0- 0	CONFERENCE	0- 0	0- 0	8- 7				
5- 2	0- 0	0- 0	HOME	0- 0	0- 0	5- 2				
3- 5	0- 0	0- 0	AWAY	0- 0	0- 0	3- 5				
0- 0	0- 0	0- 0	NEUTRAL	0- 0	0- 0	0- 0				

RPI S	Opponent	Score	RPI S	Opponent	Score	RPI S	Opponent	Score	RPI S	Opponent	Score	Team's RPI: 314
			33 A	Syracuse	63 95	74 A	Virginia Tech	47 81	167 A	Boston College	46 66	
						86 A	New Hampshire	52 56	175 H	Hartford	58 68	
									198 A	Sacred Heart	61 82	
									198 H	Sacred Heart	67 50	
									199 A	Seton Hall	70 78	
									212 A	Robert Morris	46 55	
									212 H	Robert Morris	39 62	
									232 A	Dartmouth	51 61	
									262 A	Saint Francis (PA)	81 87	
									269 N	San Diego St.	62 80	
									274 H	Stony Brook	59 64	
									284 H	Vermont	78 76	
									287 H	Bryant	53 52	
									289 A	Massachusetts	37 76	
									304 A	Mt. St. Mary's	66 81	
									304 H	Mt. St. Mary's	68 58	
									323 A	St. Francis Brooklyn	61 53	
									334 A	Wagner	83 71	
									334 H	Wagner	66 53	
									338 A	LIU Brooklyn	76 71	
									338 H	LIU Brooklyn	62 68	
									341 A	Fairleigh Dickinson	64 77	
									341 H	Fairleigh Dickinson	68 49	
LAST 12 Division I GAMES:												
			212 H	Robert Morris	39 62		287 H	Bryant	53 52			
			341 A	Fairleigh Dickinson	64 77		212 A	Robert Morris	46 55			
			198 A	Sacred Heart	61 82		262 A	Saint Francis (PA)	81 87			
			334 A	Wagner	83 71		338 A	LIU Brooklyn	76 71			
			304 A	Mt. St. Mary's	66 81		341 H	Fairleigh Dickinson	68 49			
			338 H	LIU Brooklyn	62 68		304 H	Mt. St. Mary's	68 58			

Non-Div I Games:

Central Conn. St.

■ Loss,
 ■ Non-Conf,
 ■ S Site,
 ■ H Home
 ■ A Away
 N Neutral

Average RPI Win:	184	WON-LOST	WINNING	LAST 10	STRENGTH OF	OPP. STRENGTH	TEAM	ADJ.	CONF.	ADJ CONF.
Average RPI Loss:	61	RECORD	PCT. RANK	GAMES	SCHEDULE	OF SCHEDULE	RPI	RPI	RPI	RPI
DIV. I ONLY	20- 6	34	8- 2	120	91	41	41	10	10	
DIV. I NON-CONF.	8- 4	97	0- 0	260	38	146	146	11	11	
TOTALS	RPI 1-25	RPI 26-50	W-L RECORDS	RPI 51-100	RPI 101-150	RPI 150+				
20- 6	0- 1	2- 1	OVERALL	4- 4	2- 0	12- 0				
13- 1	0- 0	1- 1	HOME	3- 0	1- 0	8- 0				
5- 5	0- 1	1- 0	AWAY	1- 4	1- 0	2- 0				
2- 0	0- 0	0- 0	NEUTRAL	0- 0	0- 0	2- 0				
8- 4	0- 1	0- 1	NON-CONFERENCE	1- 2	0- 0	7- 0				
6- 1	0- 0	0- 1	HOME	1- 0	0- 0	5- 0				
0- 3	0- 1	0- 0	AWAY	0- 2	0- 0	0- 0				
2- 0	0- 0	0- 0	NEUTRAL	0- 0	0- 0	2- 0				
12- 2	0- 0	2- 0	CONFERENCE	3- 2	2- 0	5- 0				
7- 0	0- 0	1- 0	HOME	2- 0	1- 0	3- 0				
5- 2	0- 0	1- 0	AWAY	1- 2	1- 0	2- 0				
0- 0	0- 0	0- 0	NEUTRAL	0- 0	0- 0	0- 0				

RPI 1-25				RPI 26-50				Team's RPI: 41	RPI 51-100				RPI 101+			
RPI	S	Opponent	Score	RPI	S	Opponent	Score		RPI	S	Opponent	Score	RPI	S	Opponent	Score
2	A	Notre Dame	47 107	29	H	Elon	57 71		68	A	Northern Ill.	109 94	109	A	Kent St.	91 78
				45	A	Ohio	70 64		76	A	Middle Tenn.	69 79	144	H	Ball St.	101 92
				45	H	Ohio	64 59		77	A	Buffalo	56 67	159	H	Oakland	70 67
									77	H	Buffalo	88 71	172	H	Western Mich.	94 83
									82	A	Toledo	72 74	184	H	Illinois	82 51
									82	H	Toledo	72 61	220	H	Miami (OH)	80 61
									97	A	Purdue	51 62	222	H	Akron	89 62
									98	H	Saint Joseph's	73 71	235	H	Furman	81 71
													276	A	Bowling Green	76 65
													285	A	Eastern Mich.	104 63
													291	N	North Dakota St.	77 55
													316	H	Loyola Chicago	95 57
													322	H	Ill.-Chicago	77 55
													331	N	Utah Valley	71 62
LAST 12 Division I GAMES:																
82	H	Toledo	72 61	82	A	Toledo	72 74									
45	A	Ohio	70 64	77	A	Buffalo	56 67									
172	H	Western Mich.	94 83	220	H	Miami (OH)	80 61									
68	A	Northern Ill.	109 94	276	A	Bowling Green	76 65									
285	A	Eastern Mich.	104 63	144	H	Ball St.	101 92									
45	H	Ohio	64 59	77	H	Buffalo	88 71									

Non-Div I Games:

Central Mich.

■ Loss,
■ Non-Conf, S Site,
■ Home
■ Away
N Neutral

Charleston So.

Through Games Of Feb. 17, 2017

Average RPI Win:	266	WON-LOST	WINNING	LAST 10	STRENGTH OF	OPP. STRENGTH	TEAM	ADJ.	CONF.	ADJ CONF.
Average RPI Loss:	197	RECORD	PCT. RANK	GAMES	SCHEDULE	OF SCHEDULE	RPI	RPI	RPI	RPI
DIV. I ONLY	11- 11	169	6- 4	317	305	246	246	28	28	
DIV. I NON-CONF.	3- 5	223	0- 0	339	203	317	317	28	28	
TOTALS	RPI 1-25	RPI 26-50	W-L RECORDS	RPI 51-100	RPI 101-150	RPI 150+				
11- 11	0- 0	0- 1	OVERALL	0- 0	1- 2	10- 8				
8- 3	0- 0	0- 0	HOME	0- 0	1- 0	7- 3				
3- 8	0- 0	0- 1	AWAY	0- 0	0- 2	3- 5				
0- 0	0- 0	0- 0	NEUTRAL	0- 0	0- 0	0- 0				
3- 5	0- 0	0- 1	NON-CONFERENCE	0- 0	0- 1	3- 3				
2- 2	0- 0	0- 0	HOME	0- 0	0- 0	2- 2				
1- 3	0- 0	0- 1	AWAY	0- 0	0- 1	1- 1				
0- 0	0- 0	0- 0	NEUTRAL	0- 0	0- 0	0- 0				
8- 6	0- 0	0- 0	CONFERENCE	0- 0	1- 1	7- 5				
6- 1	0- 0	0- 0	HOME	0- 0	1- 0	5- 1				
2- 5	0- 0	0- 0	AWAY	0- 0	0- 1	2- 4				
0- 0	0- 0	0- 0	NEUTRAL	0- 0	0- 0	0- 0				

RPI 1-25			RPI 26-50			RPI 51-100			RPI 101+			Team's RPI: 246
RPI	S	Opponent	Score	RPI	S	Opponent	Score	RPI	S	Opponent	Score	
				50	A	West Virginia	38 88					
								108	A	North Carolina	77 93	
								135	A	Radford	59 67	
								135	H	Radford	57 45	
								185	H	Col. of Charleston	76 79	
								213	A	Campbell	37 54	
								213	H	Campbell	60 43	
								223	A	Presbyterian	48 50	
								223	H	Presbyterian	52 34	
								236	A	UNC Asheville	47 56	
								236	H	UNC Asheville	73 66	
								240	H	Ga. Southern	55 54	
								241	A	Liberty	56 67	
								241	H	Liberty	72 81	
								242	H	Wofford	45 59	
								264	A	High Point	74 68	
								288	A	Western Caro.	53 58	
								294	A	Lipscomb	67 52	
								307	H	Gardner-Webb	64 57	
								328	H	Winthrop	71 52	
								336	A	Longwood	62 47	
								346	H	South Carolina St.	67 62	
LAST 12 Division I GAMES:												
241	A	Liberty	56 67	336	A	Longwood	62 47					
236	H	UNC Asheville	73 66	307	H	Gardner-Webb	64 57					
135	A	Radford	59 67	135	H	Radford	57 45					
213	H	Campbell	60 43	223	A	Presbyterian	48 50					
223	H	Presbyterian	52 34	328	H	Winthrop	71 52					
236	A	UNC Asheville	47 56	264	A	High Point	74 68					

Non-Div I Games: Southern Wesleyan 80 57 Montreat 79 50 Paine 75 67

Charleston So.

Loss, Non-Conf, S Site, H Home A Away N Neutral

Average RPI Win:	198	WON-LOST	WINNING	LAST 10	STRENGTH OF	OPP. STRENGTH	TEAM	ADJ.	CONF.	ADJ CONF.
Average RPI Loss:	108	RECORD	PCT. RANK	GAMES	SCHEDULE	OF SCHEDULE	RPI	RPI	RPI	RPI
DIV. I ONLY	17- 7	64	6- 4	200	103	101	101	14	14	
DIV. I NON-CONF.	8- 3	67	0- 0	272	24	105	105	16	16	
TOTALS	RPI 1-25	RPI 26-50	W-L RECORDS	RPI 51-100	RPI 101-150	RPI 150+				
17- 7	0- 1	0- 0	OVERALL	1- 3	4- 0	12- 3				
8- 3	0- 0	0- 0	HOME	1- 1	0- 0	7- 2				
9- 2	0- 1	0- 0	AWAY	0- 0	4- 0	5- 1				
0- 2	0- 0	0- 0	NEUTRAL	0- 2	0- 0	0- 0				
8- 3	0- 1	0- 0	NON-CONFERENCE	0- 2	2- 0	6- 0				
5- 0	0- 0	0- 0	HOME	0- 0	0- 0	5- 0				
3- 1	0- 1	0- 0	AWAY	0- 0	2- 0	1- 0				
0- 2	0- 0	0- 0	NEUTRAL	0- 2	0- 0	0- 0				
9- 4	0- 0	0- 0	CONFERENCE	1- 1	2- 0	6- 3				
3- 3	0- 0	0- 0	HOME	1- 1	0- 0	2- 2				
6- 1	0- 0	0- 0	AWAY	0- 0	2- 0	4- 1				
0- 0	0- 0	0- 0	NEUTRAL	0- 0	0- 0	0- 0				

RPI 1-25				RPI 26-50				RPI 51-100				RPI 101+ Team's RPI: 101			
RPI	S	Opponent	Score	RPI	S	Opponent	Score	RPI	S	Opponent	Score	RPI	S	Opponent	Score
19	A	Miami (FL)	46 80					60	H	Western Ky.	89 85	117	A	Duquesne	77 63
								64	N	Utah	68 81	120	A	Southern Miss.	78 61
								76	H	Middle Tenn.	81 83	127	A	Old Dominion	86 75
								88	N	Boise St.	65 68	138	A	Pittsburgh	70 63
												151	H	East Carolina	79 64
												157	A	Louisiana Tech	54 80
												171	A	Rice	69 51
												171	H	Rice	52 55
												180	H	UAB	81 88
												185	A	Col. of Charleston	62 49
												195	A	North Texas	78 63
												195	H	North Texas	66 49
												205	H	Wisconsin	63 48
												223	H	Presbyterian	71 63
												255	H	Marshall	93 77
												275	H	Davidson	93 79
												281	A	FIU	101 54
												329	A	Fla. Atlantic	72 66
												336	H	Longwood	66 41
LAST 12 Division I GAMES:															
				76	H	Middle Tenn.	81 83					127	A	Old Dominion	86 75
				180	H	UAB	81 88					120	A	Southern Miss.	78 61
				281	A	FIU	101 54					157	A	Louisiana Tech	54 80
				329	A	Fla. Atlantic	72 66					255	H	Marshall	93 77
				171	H	Rice	52 55					60	H	Western Ky.	89 85
				195	H	North Texas	66 49					171	A	Rice	69 51

Non-Div I Games:

Charlotte

■ Loss,
 ■ Non-Conf, S Site,
 ■ Home
 ■ Away
 N Neutral

Chattanooga

Through Games Of Feb. 17, 2017

Average RPI Win:	214	WON-LOST	WINNING	LAST 10	STRENGTH OF	OPP. STRENGTH	TEAM	ADJ.	CONF.	ADJ CONF.
Average RPI Loss:	85	RECORD	PCT. RANK	GAMES	SCHEDULE	OF SCHEDULE	RPI	RPI	RPI	RPI
DIV. I ONLY	15- 10	118	8- 2	75	115	87	87	17	17	
DIV. I NON-CONF.	6- 8	203	1- 0	68	19	116	116	20	20	
TOTALS	RPI 1-25	RPI 26-50	W-L RECORDS	RPI 51-100	RPI 101-150	RPI 150+				
15- 10	0- 3	0- 2	OVERALL	2- 2	1- 1	12- 2				
6- 4	0- 1	0- 2	HOME	1- 1	1- 0	4- 0				
7- 5	0- 2	0- 0	AWAY	1- 1	0- 0	6- 2				
2- 1	0- 0	0- 0	NEUTRAL	0- 0	0- 1	2- 0				
6- 8	0- 3	0- 2	NON-CONFERENCE	0- 2	1- 1	5- 0				
1- 4	0- 1	0- 2	HOME	0- 1	1- 0	0- 0				
3- 3	0- 2	0- 0	AWAY	0- 1	0- 0	3- 0				
2- 1	0- 0	0- 0	NEUTRAL	0- 0	0- 1	2- 0				
9- 2	0- 0	0- 0	CONFERENCE	2- 0	0- 0	7- 2				
5- 0	0- 0	0- 0	HOME	1- 0	0- 0	4- 0				
4- 2	0- 0	0- 0	AWAY	1- 0	0- 0	3- 2				
0- 0	0- 0	0- 0	NEUTRAL	0- 0	0- 0	0- 0				

RPI 1-25				RPI 26-50				RPI 51-100 Team's RPI: 87				RPI 101+			
RPI	S	Opponent	Score	RPI	S	Opponent	Score	RPI	S	Opponent	Score	RPI	S	Opponent	Score
1	A	UConn	43 80	36	H	Green Bay	55 71	80	H	Florida	61 72	119	H	Stetson	66 55
2	H	Notre Dame	58 79	40	H	Indiana	76 79	95	A	FGCU	55 68	134	N	Maine	39 49
13	A	Louisville	47 63					99	A	Mercer	74 56	189	A	ETSU	70 62
								99	H	Mercer	70 50	189	H	ETSU	60 45
												210	A	UNCG	72 75
												210	H	UNCG	58 55
												211	A	Rutgers	66 53
												223	A	Presbyterian	56 48
												235	A	Furman	48 65
												242	A	Wofford	71 61
												248	A	Samford	77 61
												248	H	Samford	51 45
												258	A	UT Martin	80 60
												276	N	Bowling Green	54 49
												288	H	Western Caro.	67 46
												313	N	Lafayette	68 43
LAST 12 Division I GAMES:															
210	A	UNCG	72 75	210	H	UNCG	58 55								
189	A	ETSU	70 62	288	H	Western Caro.	67 46								
248	H	Samford	51 45	189	H	ETSU	60 45								
99	H	Mercer	70 50	99	A	Mercer	74 56								
235	A	Furman	48 65	248	A	Samford	77 61								
242	A	Wofford	71 61	223	A	Presbyterian	56 48								

Non-Div I Games:

Chattanooga

■ Loss,
 ■ Non-Conf, S Site,
 ■ Home
 ■ Away
 N Neutral

Average RPI Win:	0	WON-LOST	WINNING	LAST 10	STRENGTH OF	OPP. STRENGTH	TEAM	ADJ.	CONF.	ADJ CONF.
Average RPI Loss:	197	RECORD	PCT. RANK	GAMES	SCHEDULE	OF SCHEDULE	RPI	RPI	RPI	RPI
DIV. I ONLY	0- 24	348	0- 10	134	337	335	335	29	29	
DIV. I NON-CONF.	0- 14	335	0- 2	81	308	316	316	29	29	
TOTALS	RPI 1-25	RPI 26-50	W-L RECORDS	RPI 51-100	RPI 101-150	RPI 150+				
0- 24	0- 1	0- 0	OVERALL	0- 3	0- 4	0- 16				
0- 10	0- 0	0- 0	HOME	0- 1	0- 1	0- 8				
0- 14	0- 1	0- 0	AWAY	0- 2	0- 3	0- 8				
0- 0	0- 0	0- 0	NEUTRAL	0- 0	0- 0	0- 0				
0- 14	0- 1	0- 0	NON-CONFERENCE	0- 3	0- 4	0- 6				
0- 6	0- 0	0- 0	HOME	0- 1	0- 1	0- 4				
0- 8	0- 1	0- 0	AWAY	0- 2	0- 3	0- 2				
0- 0	0- 0	0- 0	NEUTRAL	0- 0	0- 0	0- 0				
0- 10	0- 0	0- 0	CONFERENCE	0- 0	0- 0	0- 10				
0- 4	0- 0	0- 0	HOME	0- 0	0- 0	0- 4				
0- 6	0- 0	0- 0	AWAY	0- 0	0- 0	0- 6				
0- 0	0- 0	0- 0	NEUTRAL	0- 0	0- 0	0- 0				

RPI 1-25			RPI 26-50			RPI 51-100			RPI 101+			Team's RPI: 335
RPI	S	Opponent	Score	RPI	S	Opponent	Score	RPI	S	Opponent	Score	Score
22	A	Kansas St.	33 83					59	A	Northwestern	42 75	136 H Wright St. 65 71
								68	A	Northern Ill.	85 94	142 A Cincinnati 53 81
								81	H	Western Ill.	50 54	144 A Ball St. 53 88
												146 A Milwaukee 49 71
												159 H Oakland 60 80
												172 H Western Mich. 51 64
												174 A New Mexico St. 63 100
												174 H New Mexico St. 54 65
												191 A Morehead St. 55 63
												216 A Grand Canyon 39 57
												226 A Seattle U 53 82
												226 H Seattle U 51 64
												256 A UTRGV 43 71
												256 H UTRGV 46 57
												265 A CSU Bakersfield 48 83
												311 H Valparaiso 51 53
												315 H NJIT 42 57
												316 A Loyola Chicago 54 59
												331 A Utah Valley 54 73
												331 H Utah Valley 59 62
LAST 12 Division I GAMES:												
331	A	Utah Valley	54 73	226	H	Seattle U	51 64					
226	A	Seattle U	53 82	331	H	Utah Valley	59 62					
174	H	New Mexico St.	54 65	174	A	New Mexico St.	63 100					
216	A	Grand Canyon	39 57	256	A	UTRGV	43 71					
265	A	CSU Bakersfield	48 83	315	H	NJIT	42 57					
256	H	UTRGV	46 57	142	A	Cincinnati	53 81					

Non-Div I Games:

Chicago St.

■ Loss,
■ Non-Conf,
■ S Site,
■ H Home
■ A Away
N Neutral

Average RPI Win:	218	WON-LOST	WINNING	LAST 10	STRENGTH OF	OPP. STRENGTH	TEAM	ADJ.	CONF.	ADJ CONF.
Average RPI Loss:	83	RECORD	PCT. RANK	GAMES	SCHEDULE	OF SCHEDULE	RPI	RPI	RPI	RPI
DIV. I ONLY	14- 10	122	5- 5	178	85	142	142	5	5	
DIV. I NON-CONF.	8- 4	97	0- 0	328	243	215	215	5	5	
TOTALS	RPI 1-25	RPI 26-50	W-L RECORDS	RPI 51-100	RPI 101-150	RPI 150+				
14- 10	0- 1	0- 4	OVERALL	1- 2	2- 1	11- 2				
9- 5	0- 1	0- 1	HOME	1- 1	1- 0	7- 2				
5- 5	0- 0	0- 3	AWAY	0- 1	1- 1	4- 0				
0- 0	0- 0	0- 0	NEUTRAL	0- 0	0- 0	0- 0				
8- 4	0- 0	0- 1	NON-CONFERENCE	0- 1	0- 0	8- 2				
5- 3	0- 0	0- 0	HOME	0- 1	0- 0	5- 2				
3- 1	0- 0	0- 1	AWAY	0- 0	0- 0	3- 0				
0- 0	0- 0	0- 0	NEUTRAL	0- 0	0- 0	0- 0				
6- 6	0- 1	0- 3	CONFERENCE	1- 1	2- 1	3- 0				
4- 2	0- 1	0- 1	HOME	1- 0	1- 0	2- 0				
2- 4	0- 0	0- 2	AWAY	0- 1	1- 1	1- 0				
0- 0	0- 0	0- 0	NEUTRAL	0- 0	0- 0	0- 0				

RPI 1-25				RPI 26-50				RPI 51-100				RPI 101+				Team's RPI: 142
RPI	S	Opponent	Score	RPI	S	Opponent	Score	RPI	S	Opponent	Score	RPI	S	Opponent	Score	
1	H	UConn	49 96	27	A	Ohio St.	38 80	90	A	SMU	47 64	116	A	UCF	44 64	
				32	A	South Fla.	52 72	90	H	SMU	67 65	116	H	UCF	63 57	
				42	A	Tulane	51 62	91	H	Georgia	48 51	140	A	Memphis	66 59	
				42	H	Tulane	68 74					151	H	East Carolina	74 64	
												173	A	Houston	71 62	
												173	H	Houston	85 64	
												182	H	Xavier	61 72	
												203	H	Indiana St.	55 63	
												220	A	Miami (OH)	49 43	
												259	H	Howard	66 56	
												263	H	Tennessee Tech	60 38	
												272	A	Southeast Mo. St.	83 75	
												276	A	Bowling Green	68 58	
												278	H	Ark.-Pine Bluff	72 42	
												312	H	Eastern Ill.	78 64	
												335	H	Chicago St.	81 53	
LAST 12 Division I GAMES:																
				42	A	Tulane	51 62	151	H	East Carolina	74 64					
				173	A	Houston	71 62	90	H	SMU	67 65					
				1	H	UConn	49 96	140	A	Memphis	66 59					
				32	A	South Fla.	52 72	173	H	Houston	85 64					
				42	H	Tulane	68 74	116	H	UCF	63 57					
				116	A	UCF	44 64	90	A	SMU	47 64					

Non-Div I Games: Clarion 92 54

Cincinnati

Average RPI Win:	206	WON-LOST	WINNING	LAST 10	STRENGTH OF	OPP. STRENGTH	TEAM	ADJ.	CONF.	ADJ CONF.
Average RPI Loss:	40	RECORD	PCT. RANK	GAMES	SCHEDULE	OF SCHEDULE	RPI	RPI	RPI	RPI
DIV. I ONLY	14- 13	165	3- 7	54	73	111	111	3	3	
DIV. I NON-CONF.	11- 2	23	0- 0	196	290	78	78	4	4	
TOTALS	RPI 1-25	RPI 26-50	W-L RECORDS	RPI 51-100	RPI 101-150	RPI 150+				
14- 13	0- 6	0- 3	OVERALL	1- 3	4- 0	9- 1				
9- 7	0- 3	0- 2	HOME	1- 2	2- 0	6- 0				
3- 6	0- 3	0- 1	AWAY	0- 1	1- 0	2- 1				
2- 0	0- 0	0- 0	NEUTRAL	0- 0	1- 0	1- 0				
11- 2	0- 1	0- 1	NON-CONFERENCE	0- 0	2- 0	9- 0				
7- 1	0- 0	0- 1	HOME	0- 0	1- 0	6- 0				
2- 1	0- 1	0- 0	AWAY	0- 0	0- 0	2- 0				
2- 0	0- 0	0- 0	NEUTRAL	0- 0	1- 0	1- 0				
3- 11	0- 5	0- 2	CONFERENCE	1- 3	2- 0	0- 1				
2- 6	0- 3	0- 1	HOME	1- 2	1- 0	0- 0				
1- 5	0- 2	0- 1	AWAY	0- 1	1- 0	0- 1				
0- 0	0- 0	0- 0	NEUTRAL	0- 0	0- 0	0- 0				

RPI 1-25				RPI 26-50				RPI 51-100				RPI 101+ Team's RPI: 111			
RPI	S	Opponent	Score	RPI	S	Opponent	Score	RPI	S	Opponent	Score	RPI	S	Opponent	Score
2	H	Notre Dame	80 84	28	H	Oregon	59 87	53	H	Georgia Tech	62 61	108	H	North Carolina	78 67
3	A	South Carolina	61 83	30	A	North Carolina St.	53 65	55	H	Virginia	37 69	134	H	Maine	69 61
9	A	Duke	37 65	33	H	Syracuse	62 88	74	H	Virginia Tech	69 78	136	N	Wright St.	75 51
10	H	Florida St.	27 86					78	A	Wake Forest	56 68	138	A	Pittsburgh	54 46
13	H	Louisville	46 60									157	H	Louisiana Tech	78 67
19	A	Miami (FL)	57 81									167	A	Boston College	48 60
												221	H	Bethune-Cookman	59 38
												224	A	Monmouth	60 47
												240	H	Ga. Southern	58 47
												253	A	Jacksonville St.	69 63
												273	H	Coastal Caro.	64 57
												288	H	Western Caro.	78 63
												316	N	Loyola Chicago	61 40
												346	H	South Carolina St.	56 36
LAST 12 Division I GAMES:															
		2	H	Notre Dame	80	84				13	H	Louisville	46	60	
		19	A	Miami (FL)	57	81				30	A	North Carolina St.	53	65	
		138	A	Pittsburgh	54	46				55	H	Virginia	37	69	
		108	H	North Carolina	78	67				10	H	Florida St.	27	86	
		9	A	Duke	37	65				78	A	Wake Forest	56	68	
		53	H	Georgia Tech	62	61				74	H	Virginia Tech	69	78	

Non-Div I Games:

Clemson

■ Loss,
■ Non-Conf, S Site,
■ Home
■ Away
N Neutral

Average RPI Win:	284	WON-LOST	WINNING	LAST 10	STRENGTH OF	OPP. STRENGTH	TEAM	ADJ.	CONF.	ADJ CONF.
Average RPI Loss:	126	RECORD	PCT. RANK	GAMES	SCHEDULE	OF SCHEDULE	RPI	RPI	RPI	RPI
DIV. I ONLY	12- 13	186	4- 6	201	262	185	185	20	20	
DIV. I NON-CONF.	4- 5	198	0- 0	164	244	162	162	21	21	
TOTALS	RPI 1-25	RPI 26-50	W-L RECORDS	RPI 51-100	RPI 101-150	RPI 150+				
12- 13	0- 0	0- 3	OVERALL	0- 2	0- 5	12- 3				
4- 5	0- 0	0- 1	HOME	0- 1	0- 2	4- 1				
7- 8	0- 0	0- 2	AWAY	0- 1	0- 3	7- 2				
1- 0	0- 0	0- 0	NEUTRAL	0- 0	0- 0	1- 0				
4- 5	0- 0	0- 1	NON-CONFERENCE	0- 2	0- 1	4- 1				
0- 2	0- 0	0- 0	HOME	0- 1	0- 0	0- 1				
3- 3	0- 0	0- 1	AWAY	0- 1	0- 1	3- 0				
1- 0	0- 0	0- 0	NEUTRAL	0- 0	0- 0	1- 0				
8- 8	0- 0	0- 2	CONFERENCE	0- 0	0- 4	8- 2				
4- 3	0- 0	0- 1	HOME	0- 0	0- 2	4- 0				
4- 5	0- 0	0- 1	AWAY	0- 0	0- 2	4- 2				
0- 0	0- 0	0- 0	NEUTRAL	0- 0	0- 0	0- 0				

RPI S	Opponent	Score	RPI S	Opponent	Score	RPI S	Opponent	Score	RPI S	Opponent	Score	Team's RPI: 185
27	A Ohio St.	78 96	66	A Bucknell	66 77	130	A Navy	63 88				
36	A Green Bay	60 79	82	H Toledo	59 92	136	A Wright St.	63 84				
36	H Green Bay	51 65				136	H Wright St.	60 65				
						146	A Milwaukee	72 76				
						146	H Milwaukee	78 80				
						156	A Detroit Mercy	54 66				
						159	A Oakland	74 62				
						228	N Richmond	69 65				
						231	H Niagara	49 67				
						267	A Evansville	66 62				
						276	A Bowling Green	64 56				
						292	A Northern Ky.	58 54				
						292	H Northern Ky.	77 58				
						310	A Youngstown St.	67 92				
						310	H Youngstown St.	71 68				
						311	A Valparaiso	66 62				
						311	H Valparaiso	71 60				
						312	A Eastern Ill.	66 56				
						322	A Ill.-Chicago	63 59				
						322	H Ill.-Chicago	77 59				
LAST 12 Division I GAMES:												
292	H Northern Ky.	77 58	36	H Green Bay	51 65							
136	H Wright St.	60 65	146	H Milwaukee	78 80							
146	A Milwaukee	72 76	156	A Detroit Mercy	54 66							
36	A Green Bay	60 79	159	A Oakland	74 62							
311	A Valparaiso	66 62	310	A Youngstown St.	67 92							
322	A Ill.-Chicago	63 59	322	H Ill.-Chicago	77 59							

Non-Div I Games: Notre Dame (OH) 51 66 Lake Erie 65 42

Cleveland St.

Loss, Non-Conf, S Site, H Home A Away N Neutral

Average RPI Win:	263	WON-LOST	WINNING	LAST 10	STRENGTH OF	OPP. STRENGTH	TEAM	ADJ.	CONF.	ADJ CONF.
Average RPI Loss:	183	RECORD	PCT. RANK	GAMES	SCHEDULE	OF SCHEDULE	RPI	RPI	RPI	RPI
DIV. I ONLY	9- 13	228	4- 6	310	279	273	273	21	21	
DIV. I NON-CONF.	4- 4	165	0- 0	344	342	278	278	19	19	
TOTALS	RPI 1-25	RPI 26-50	W-L RECORDS	RPI 51-100	RPI 101-150	RPI 150+				
9- 13	0- 0	0- 2	OVERALL	0- 0	0- 3	9- 8				
4- 5	0- 0	0- 1	HOME	0- 0	0- 1	4- 3				
4- 8	0- 0	0- 1	AWAY	0- 0	0- 2	4- 5				
1- 0	0- 0	0- 0	NEUTRAL	0- 0	0- 0	1- 0				
4- 4	0- 0	0- 0	NON-CONFERENCE	0- 0	0- 1	4- 3				
1- 1	0- 0	0- 0	HOME	0- 0	0- 0	1- 1				
2- 3	0- 0	0- 0	AWAY	0- 0	0- 1	2- 2				
1- 0	0- 0	0- 0	NEUTRAL	0- 0	0- 0	1- 0				
5- 9	0- 0	0- 2	CONFERENCE	0- 0	0- 2	5- 5				
3- 4	0- 0	0- 1	HOME	0- 0	0- 1	3- 2				
2- 5	0- 0	0- 1	AWAY	0- 0	0- 1	2- 3				
0- 0	0- 0	0- 0	NEUTRAL	0- 0	0- 0	0- 0				

RPI 1-25			RPI 26-50			RPI 51-100			RPI 101+ Team's RPI: 273		
RPI	S	Opponent	Score	RPI	S	Opponent	Score	RPI	S	Opponent	Score
				47	A	Little Rock	47 79	103	A	UT Arlington	58 60
				47	H	Little Rock	66 74	103	H	UT Arlington	41 70
								111	A	Clemson	57 64
								164	A	Texas St.	62 83
								164	H	Texas St.	64 48
								185	A	Col. of Charleston	79 72
								197	H	Appalachian St.	60 55
								240	A	Ga. Southern	70 78
								240	H	Ga. Southern	62 65
								242	A	Wofford	62 67
								244	A	South Ala.	61 45
								245	A	Georgia St.	73 67
								245	H	Georgia St.	48 69
								255	A	Marshall	66 84
								262	H	Saint Francis (PA)	59 70
								324	A	Fort Wayne	72 57
								325	A	Arkansas St.	52 60
								325	H	Arkansas St.	57 55
								340	H	N.C. Central	66 50
								346	N	South Carolina St.	63 54
LAST 12 Division I GAMES:											
244	A	South Ala.	61 45	103	H	UT Arlington	41 70				
240	H	Ga. Southern	62 65	245	A	Georgia St.	73 67				
245	H	Georgia St.	48 69	240	A	Ga. Southern	70 78				
47	A	Little Rock	47 79	197	H	Appalachian St.	60 55				
325	A	Arkansas St.	52 60	325	H	Arkansas St.	57 55				
164	H	Texas St.	64 48	47	H	Little Rock	66 74				

Non-Div I Games: Pfeiffer 91 49 Catawba 58 63

Coastal Caro.

Average RPI Win:	190	WON-LOST	WINNING	LAST 10	STRENGTH OF	OPP. STRENGTH	TEAM	ADJ.	CONF.	ADJ CONF.
Average RPI Loss:	125	RECORD	PCT. RANK	GAMES	SCHEDULE	OF SCHEDULE	RPI	RPI	RPI	RPI
DIV. I ONLY	9- 16	246	4- 6	112	104	185	185	8	8	
DIV. I NON-CONF.	3- 8	262	0- 0	161	131	214	214	8	8	
TOTALS	RPI 1-25	RPI 26-50	W-L RECORDS	RPI 51-100	RPI 101-150	RPI 150+				
9- 16	0- 1	0- 3	OVERALL	1- 3	2- 2	6- 7				
5- 5	0- 0	0- 1	HOME	1- 1	1- 1	3- 2				
4- 11	0- 1	0- 2	AWAY	0- 2	1- 1	3- 5				
0- 0	0- 0	0- 0	NEUTRAL	0- 0	0- 0	0- 0				
3- 8	0- 1	0- 1	NON-CONFERENCE	0- 2	0- 1	3- 3				
0- 4	0- 0	0- 0	HOME	0- 1	0- 1	0- 2				
3- 4	0- 1	0- 1	AWAY	0- 1	0- 0	3- 1				
0- 0	0- 0	0- 0	NEUTRAL	0- 0	0- 0	0- 0				
6- 8	0- 0	0- 2	CONFERENCE	1- 1	2- 1	3- 4				
5- 1	0- 0	0- 1	HOME	1- 0	1- 0	3- 0				
1- 7	0- 0	0- 1	AWAY	0- 1	1- 1	0- 4				
0- 0	0- 0	0- 0	NEUTRAL	0- 0	0- 0	0- 0				

RPI 1-25				RPI 26-50				RPI 51-100				RPI 101+				Team's RPI: 185	
RPI	S	Opponent	Score	RPI	S	Opponent	Score	RPI	S	Opponent	Score	RPI	S	Opponent	Score		
13	A	Louisville	58 86	29	A	Elon	57 70	58	A	Drexel	57 70	101	H	Charlotte	49 62		
				29	H	Elon	56 84	58	H	Drexel	79 75	123	A	Delaware	66 71		
				30	A	North Carolina St.	47 91	60	A	Western Ky.	76 89	150	A	William & Mary	71 69		
								74	H	Virginia Tech	61 71	150	H	William & Mary	70 60		
												168	A	Northeastern	44 61		
												173	A	Houston	63 79		
												183	A	Hofstra	81 85		
												183	H	Hofstra	71 55		
												192	A	Towson	59 61		
												192	H	Towson	59 54		
												197	A	Appalachian St.	65 62		
												208	A	UNCW	61 67		
												208	H	UNCW	76 37		
												246	A	Charleston So.	79 76		
												273	H	Coastal Caro.	72 79		
												279	H	North Florida	47 60		
												328	A	Winthrop	95 64		
LAST 12 Division I GAMES:																	
150	A	William & Mary	71 69	183	H	Hofstra	71 55										
168	A	Northeastern	44 61	123	A	Delaware	66 71										
183	A	Hofstra	81 85	58	A	Drexel	57 70										
192	H	Towson	59 54	192	A	Towson	59 61										
58	H	Drexel	79 75	29	H	Elon	56 84										
208	A	UNCW	61 67	208	H	UNCW	76 37										

Non-Div I Games:

Col. of Charleston

■ Loss,
■ Non-Conf,
■ S Site,
■ H Home
■ A Away
N Neutral

Average RPI Win:	252	WON-LOST	WINNING	LAST 10	STRENGTH OF	OPP. STRENGTH	TEAM	ADJ.	CONF.	ADJ CONF.
Average RPI Loss:	170	RECORD	PCT. RANK	GAMES	SCHEDULE	OF SCHEDULE	RPI	RPI	RPI	RPI
DIV. I ONLY	8- 17	270	3- 7	191	291	260	260	24	24	
DIV. I NON-CONF.	3- 8	262	0- 0	266	234	291	291	25	25	
TOTALS	RPI 1-25	RPI 26-50	W-L RECORDS	RPI 51-100	RPI 101-150	RPI 150+				
8- 17	0- 0	0- 0	OVERALL	0- 4	1- 2	7- 11				
5- 5	0- 0	0- 0	HOME	0- 1	0- 2	5- 2				
3- 12	0- 0	0- 0	AWAY	0- 3	1- 0	2- 9				
0- 0	0- 0	0- 0	NEUTRAL	0- 0	0- 0	0- 0				
3- 8	0- 0	0- 0	NON-CONFERENCE	0- 2	0- 1	3- 5				
2- 1	0- 0	0- 0	HOME	0- 0	0- 1	2- 0				
1- 7	0- 0	0- 0	AWAY	0- 2	0- 0	1- 5				
0- 0	0- 0	0- 0	NEUTRAL	0- 0	0- 0	0- 0				
5- 9	0- 0	0- 0	CONFERENCE	0- 2	1- 1	4- 6				
3- 4	0- 0	0- 0	HOME	0- 1	0- 1	3- 2				
2- 5	0- 0	0- 0	AWAY	0- 1	1- 0	1- 4				
0- 0	0- 0	0- 0	NEUTRAL	0- 0	0- 0	0- 0				

RPI 1-25				RPI 26-50				RPI 51-100				RPI 101+				Team's RPI: 260	
RPI	S	Opponent	Score	RPI	S	Opponent	Score	RPI	S	Opponent	Score	RPI	S	Opponent	Score		
								66	A	Bucknell	56 79	130	A	Navy	69 61		
								66	H	Bucknell	49 79	130	H	Navy	67 80		
								75	A	Gonzaga	42 72	133	H	Cornell	57 70		
								97	A	Purdue	51 71	155	A	Brown	67 62		
												160	A	Army West Point	47 57		
												160	H	Army West Point	69 76		
												176	A	Providence	85 92		
												178	A	Columbia	67 75		
												190	A	Siena	63 71		
												192	H	Towson	76 71		
												196	A	American	57 68		
												196	H	American	62 73		
												225	A	St. Bonaventure	57 70		
												247	A	Boston U.	51 65		
												247	H	Boston U.	96 87		
												250	A	Loyola Maryland	77 87		
												313	H	Lafayette	76 69		
												319	A	Holy Cross	62 54		
												319	H	Holy Cross	70 52		
												338	H	LIU Brooklyn	76 61		
												343	A	UMass Lowell	77 82		
LAST 12 Division I GAMES:																	
				247	A	Boston U.	51 65			250	A	Loyola Maryland	77 87				
				66	H	Bucknell	49 79			247	H	Boston U.	96 87				
				160	A	Army West Point	47 57			66	A	Bucknell	56 79				
				130	A	Navy	69 61			160	H	Army West Point	69 76				
				319	H	Holy Cross	70 52			130	H	Navy	67 80				
				196	H	American	62 73			319	A	Holy Cross	62 54				

Non-Div I Games:

Colgate

■ Loss,
 ■ Non-Conf,
 ■ S Site,
 ■ H Home
 ■ A Away
 N Neutral

Colorado

Through Games Of Feb. 17, 2017

Average RPI Win:	169	WON-LOST	WINNING	LAST 10	STRENGTH OF	OPP. STRENGTH	TEAM	ADJ.	CONF.	ADJ CONF.
Average RPI Loss:	34	RECORD	PCT. RANK	GAMES	SCHEDULE	OF SCHEDULE	RPI	RPI	RPI	RPI
DIV. I ONLY	14- 12	152	3- 7	39	33	85	85	1	1	
DIV. I NON-CONF.	10- 1	15	0- 0	217	228	69	69	1	1	
TOTALS	RPI 1-25	RPI 26-50	W-L RECORDS	RPI 51-100	RPI 101-150	RPI 150+				
14- 12	1- 6	0- 2	OVERALL	5- 4	2- 0	6- 0				
10- 6	1- 3	0- 1	HOME	4- 2	1- 0	4- 0				
4- 6	0- 3	0- 1	AWAY	1- 2	1- 0	2- 0				
0- 0	0- 0	0- 0	NEUTRAL	0- 0	0- 0	0- 0				
10- 1	1- 0	0- 0	NON-CONFERENCE	2- 1	1- 0	6- 0				
7- 1	1- 0	0- 0	HOME	2- 1	0- 0	4- 0				
3- 0	0- 0	0- 0	AWAY	0- 0	1- 0	2- 0				
0- 0	0- 0	0- 0	NEUTRAL	0- 0	0- 0	0- 0				
4- 11	0- 6	0- 2	CONFERENCE	3- 3	1- 0	0- 0				
3- 5	0- 3	0- 1	HOME	2- 1	1- 0	0- 0				
1- 6	0- 3	0- 1	AWAY	1- 2	0- 0	0- 0				
0- 0	0- 0	0- 0	NEUTRAL	0- 0	0- 0	0- 0				

RPI 1-25				RPI 26-50				RPI 51-100 Team's RPI: 85				RPI 101+			
RPI	S	Opponent	Score	RPI	S	Opponent	Score	RPI	S	Opponent	Score	RPI	S	Opponent	Score
6	H	Washington	75 79	28	A	Oregon	66 71	54	H	Colorado St.	74 56	113	H	Arizona	65 56
8	A	Oregon St.	57 81	31	H	Arizona St.	52 71	57	A	Southern California	54 79	114	A	Northern Colo.	83 62
8	H	Oregon St.	49 54					64	A	Utah	53 58	177	H	Idaho St.	85 56
11	A	UCLA	74 87					64	H	Utah	54 49	291	A	North Dakota St.	76 59
12	A	Stanford	51 64					70	A	California	64 59	305	A	Mississippi Val.	76 64
12	H	Stanford	70 84					70	H	California	53 65	317	H	Air Force	95 68
14	H	Kentucky	79 69					90	H	SMU	67 50	323	H	St. Francis Brooklyn	81 54
								96	H	Washington St.	70 58	333	H	Southeastern La.	112 54
								100	H	Wyoming	75 82				
LAST 12 Division I GAMES:															
8	H	Oregon St.	49 54	64	H	Utah	54 49								
70	A	California	64 59	8	A	Oregon St.	57 81								
12	A	Stanford	51 64	28	A	Oregon	66 71								
6	H	Washington	75 79	12	H	Stanford	70 84								
96	H	Washington St.	70 58	70	H	California	53 65								
64	A	Utah	53 58	31	H	Arizona St.	52 71								

Non-Div I Games:

Colorado

Loss, Non-Conf, S Site, H Home A Away N Neutral

Average RPI Win:	193	WON-LOST	WINNING	LAST 10	STRENGTH OF	OPP. STRENGTH	TEAM	ADJ.	CONF.	ADJ CONF.
Average RPI Loss:	98	RECORD	PCT. RANK	GAMES	SCHEDULE	OF SCHEDULE	RPI	RPI	RPI	RPI
DIV. I ONLY	18- 6	46	9- 1	148	112	54	54	13	13	
DIV. I NON-CONF.	6- 4	127	0- 0	242	95	136	136	15	15	
TOTALS	RPI 1-25	RPI 26-50	W-L RECORDS	RPI 51-100	RPI 101-150	RPI 150+				
18- 6	0- 2	0- 0	OVERALL	4- 2	2- 0	12- 2				
11- 1	0- 0	0- 0	HOME	2- 1	1- 0	8- 0				
7- 5	0- 1	0- 0	AWAY	2- 1	1- 0	4- 1				
0- 0	0- 0	0- 0	NEUTRAL	0- 0	0- 0	0- 0				
6- 4	0- 2	0- 0	NON-CONFERENCE	0- 1	1- 0	5- 1				
5- 0	0- 0	0- 0	HOME	0- 0	1- 0	4- 0				
1- 4	0- 2	0- 0	AWAY	0- 1	0- 0	1- 1				
0- 0	0- 0	0- 0	NEUTRAL	0- 0	0- 0	0- 0				
12- 2	0- 0	0- 0	CONFERENCE	4- 1	1- 0	7- 1				
6- 1	0- 0	0- 0	HOME	2- 1	0- 0	4- 0				
6- 1	0- 0	0- 0	AWAY	2- 0	1- 0	3- 1				
0- 0	0- 0	0- 0	NEUTRAL	0- 0	0- 0	0- 0				

RPI 1-25				RPI 26-50				RPI 51-100 Team's RPI: 54				RPI 101+			
RPI	S	Opponent	Score	RPI	S	Opponent	Score	RPI	S	Opponent	Score	RPI	S	Opponent	Score
6	A	Washington	68 101					83	A	UNLV	57 37	114	H	Northern Colo.	58 47
15	A	Oklahoma	55 70					83	H	UNLV	44 41	148	A	New Mexico	78 63
								85	A	Colorado	56 74	158	H	Omaha	69 42
								88	A	Boise St.	60 53	169	A	Fresno St.	66 64
								88	H	Boise St.	45 51	169	H	Fresno St.	73 56
								100	H	Wyoming	61 54	193	A	Utah St.	48 55
												193	H	Utah St.	74 43
												194	A	San Jose St.	68 56
												194	H	San Jose St.	70 67
												200	A	Nebraska	59 62
												226	H	Seattle U	66 62
												269	H	San Diego St.	60 43
												308	H	Denver	76 49
												317	A	Air Force	72 35
												327	A	Montana	63 49
												333	H	Southeastern La.	77 31
LAST 12 Division I GAMES:															
100	H	Wyoming	61 54	194	A	San Jose St.	68 56								
169	A	Fresno St.	66 64	193	H	Utah St.	74 43								
193	A	Utah St.	48 55	169	H	Fresno St.	73 56								
83	H	UNLV	44 41	148	A	New Mexico	78 63								
88	A	Boise St.	60 53	317	A	Air Force	72 35								
269	H	San Diego St.	60 43	194	H	San Jose St.	70 67								

Non-Div I Games: N.M. Highlands 96 31 Adams St. 76 29

Colorado St.

■ Loss,
 ■ Non-Conf, S Site,
 ■ Home
 ■ Away
 N Neutral

Average RPI Win:	258	WON-LOST	WINNING	LAST 10	STRENGTH OF	OPP. STRENGTH	TEAM	ADJ.	CONF.	ADJ CONF.
Average RPI Loss:	127	RECORD	PCT. RANK	GAMES	SCHEDULE	OF SCHEDULE	RPI	RPI	RPI	RPI
DIV. I ONLY	12- 10	145	3- 7	238	243	178	178	9	9	
DIV. I NON-CONF.	10- 3	54	2- 1	338	328	175	175	10	10	
TOTALS	RPI 1-25	RPI 26-50	W-L RECORDS	RPI 51-100	RPI 101-150	RPI 150+				
12- 10	0- 2	0- 0	OVERALL	0- 1	0- 4	12- 3				
4- 5	0- 1	0- 0	HOME	0- 1	0- 2	4- 1				
8- 5	0- 1	0- 0	AWAY	0- 0	0- 2	8- 2				
0- 0	0- 0	0- 0	NEUTRAL	0- 0	0- 0	0- 0				
10- 3	0- 0	0- 0	NON-CONFERENCE	0- 0	0- 1	10- 2				
4- 1	0- 0	0- 0	HOME	0- 0	0- 0	4- 1				
6- 2	0- 0	0- 0	AWAY	0- 0	0- 1	6- 1				
0- 0	0- 0	0- 0	NEUTRAL	0- 0	0- 0	0- 0				
2- 7	0- 2	0- 0	CONFERENCE	0- 1	0- 3	2- 1				
0- 4	0- 1	0- 0	HOME	0- 1	0- 2	0- 0				
2- 3	0- 1	0- 0	AWAY	0- 0	0- 1	2- 1				
0- 0	0- 0	0- 0	NEUTRAL	0- 0	0- 0	0- 0				

RPI 1-25				RPI 26-50				RPI 51-100				RPI 101+ Team's RPI: 178			
RPI	S	Opponent	Score	RPI	S	Opponent	Score	RPI	S	Opponent	Score	RPI	S	Opponent	Score
25	A	Harvard	68 70					79	H	Penn	54 64	118	A	Long Beach St.	60 73
25	H	Harvard	55 58									121	H	Princeton	52 62
												133	A	Cornell	70 77
												133	H	Cornell	55 69
												153	A	Yale	72 68
												155	A	Brown	60 69
												176	H	Providence	66 64
												202	A	Binghamton	75 65
												204	H	UMBC	56 67
												228	A	Richmond	65 58
												232	A	Dartmouth	91 88
												250	A	Loyola Maryland	65 53
												260	H	Colgate	75 67
												262	A	Saint Francis (PA)	84 77
												274	A	Stony Brook	53 55
												315	A	NJIT	65 51
												338	H	LIU Brooklyn	66 57
												342	A	Cal St. Fullerton	61 46
												343	H	UMass Lowell	76 57
LAST 12 Division I GAMES:															
25	H	Harvard	55 58	232	A	Dartmouth	91 88								
121	H	Princeton	52 62	133	H	Cornell	55 69								
79	H	Penn	54 64	133	A	Cornell	70 77								
155	A	Brown	60 69	315	A	NJIT	65 51								
153	A	Yale	72 68	118	A	Long Beach St.	60 73								
25	A	Harvard	68 70	342	A	Cal St. Fullerton	61 46								

Non-Div I Games:

Columbia

■ Loss,
 ■ Non-Conf,
 ■ S Site,
 ■ H Home
 ■ A Away
 N Neutral

Average RPI Win:	318	WON-LOST	WINNING	LAST 10	STRENGTH OF	OPP. STRENGTH	TEAM	ADJ.	CONF.	ADJ CONF.
Average RPI Loss:	162	RECORD	PCT. RANK	GAMES	SCHEDULE	OF SCHEDULE	RPI	RPI	RPI	RPI
DIV. I ONLY	6- 18	300	4- 6	212	306	298	298	32	32	
DIV. I NON-CONF.	0- 12	335	0- 0	52	71	294	294	31	31	
TOTALS	RPI 1-25	RPI 26-50	W-L RECORDS	RPI 51-100	RPI 101-150	RPI 150+				
6- 18	0- 1	0- 3	OVERALL	0- 1	0- 3	6- 10				
4- 4	0- 0	0- 0	HOME	0- 0	0- 1	4- 3				
2- 13	0- 1	0- 3	AWAY	0- 1	0- 2	2- 6				
0- 1	0- 0	0- 0	NEUTRAL	0- 0	0- 0	0- 1				
0- 12	0- 1	0- 3	NON-CONFERENCE	0- 1	0- 3	0- 4				
0- 1	0- 0	0- 0	HOME	0- 0	0- 1	0- 0				
0- 10	0- 1	0- 3	AWAY	0- 1	0- 2	0- 3				
0- 1	0- 0	0- 0	NEUTRAL	0- 0	0- 0	0- 1				
6- 6	0- 0	0- 0	CONFERENCE	0- 0	0- 0	6- 6				
4- 3	0- 0	0- 0	HOME	0- 0	0- 0	4- 3				
2- 3	0- 0	0- 0	AWAY	0- 0	0- 0	2- 3				
0- 0	0- 0	0- 0	NEUTRAL	0- 0	0- 0	0- 0				

RPI 1-25			RPI 26-50			RPI 51-100			RPI 101+ Team's RPI: 298		
RPI	S	Opponent	Score	RPI	S	Opponent	Score	RPI	S	Opponent	Score
19	A	Miami (FL)	35 75	33	A	Syracuse	30 76	55	A	Virginia	40 103
				48	A	George Washington	46 77				
				50	A	West Virginia	39 69				
LAST 12 Division I GAMES:											
348	H	Delaware St.	77 64	261	H	Norfolk St.	45 49				
221	H	Bethune-Cookman	56 76	259	A	Howard	58 66				
340	H	N.C. Central	46 58	280	H	N.C. A&T	65 57				
249	A	UMES	55 49	221	A	Bethune-Cookman	52 71				
170	A	Hampton	54 78	344	A	Florida A&M	70 62				
339	H	Morgan St.	61 45	346	H	South Carolina St.	70 54				

Non-Div I Games:

Coppin St.

■ Loss,
 ■ Non-Conf,
 ■ S Site,
 ■ Home
 ■ A Away
 N Neutral

Average RPI Win: 228	WON-LOST	WINNING	LAST 10	STRENGTH OF	OPP. STRENGTH	TEAM	ADJ.	CONF.	ADJ CONF.
Average RPI Loss: 142	RECORD	PCT. RANK	GAMES	SCHEDULE	OF SCHEDULE	RPI	RPI	RPI	RPI
DIV. I ONLY	13- 9	121	5- 5	185	236	133	133	9	9
DIV. I NON-CONF.	9- 4	85	2- 1	263	322	131	131	10	10

TOTALS	RPI 1-25	RPI 26-50	W-L RECORDS	RPI 51-100	RPI 101-150	RPI 150+			
13- 9	0- 1	0- 0	OVERALL	1- 2	0- 2	12- 4			
6- 3	0- 0	0- 0	HOME	1- 2	0- 1	5- 0			
7- 6	0- 1	0- 0	AWAY	0- 0	0- 1	7- 4			
0- 0	0- 0	0- 0	NEUTRAL	0- 0	0- 0	0- 0			
9- 4	0- 0	0- 0	NON-CONFERENCE	1- 1	0- 1	8- 2			
4- 1	0- 0	0- 0	HOME	1- 1	0- 0	3- 0			
5- 3	0- 0	0- 0	AWAY	0- 0	0- 1	5- 2			
0- 0	0- 0	0- 0	NEUTRAL	0- 0	0- 0	0- 0			
4- 5	0- 1	0- 0	CONFERENCE	0- 1	0- 1	4- 2			
2- 2	0- 0	0- 0	HOME	0- 1	0- 1	2- 0			
2- 3	0- 1	0- 0	AWAY	0- 0	0- 0	2- 2			
0- 0	0- 0	0- 0	NEUTRAL	0- 0	0- 0	0- 0			

RPI 1-25				RPI 26-50				RPI 51-100				RPI 101+ Team's RPI: 133			
RPI	S	Opponent	Score	RPI	S	Opponent	Score	RPI	S	Opponent	Score	RPI	S	Opponent	Score
25	A	Harvard	59 62					58	H	Drexel	53 63	121	H	Princeton	54 58
								79	H	Penn	55 61	138	A	Pittsburgh	44 56
								86	H	New Hampshire	61 56	153	A	Yale	76 63
												155	A	Brown	67 72
												178	A	Columbia	69 55
												178	H	Columbia	77 70
												192	A	Towson	63 68
												202	A	Binghamton	54 51
												232	A	Dartmouth	74 84
												232	H	Dartmouth	72 57
												250	H	Loyola Maryland	58 50
												252	H	Canisius	60 43
												259	H	Howard	67 55
												260	A	Colgate	70 57
												262	A	Saint Francis (PA)	78 72
												274	A	Stony Brook	65 66
												310	A	Youngstown St.	80 75
												348	A	Delaware St.	72 51
LAST 12 Division I GAMES:															
232	H	Dartmouth	72 57	25	A	Harvard	59 62	178	A	Columbia	69 55	178	H	Columbia	77 70
79	H	Penn	55 61	348	A	Delaware St.	72 51	202	A	Binghamton	54 51	274	A	Stony Brook	65 66
121	H	Princeton	54 58												
153	A	Yale	76 63												
155	A	Brown	67 72												
232	A	Dartmouth	74 84												

Non-Div I Games:

Cornell

Creighton

Through Games Of Feb. 17, 2017

Average RPI Win:	124	WON-LOST	WINNING	LAST 10	STRENGTH OF	OPP. STRENGTH	TEAM	ADJ.	CONF.	ADJ CONF.
Average RPI Loss:	63	RECORD	PCT. RANK	GAMES	SCHEDULE	OF SCHEDULE	RPI	RPI	RPI	RPI
DIV. I ONLY	19- 6	39	9- 1	50	54	21	21	7	7	
DIV. I NON-CONF.	6- 4	127	0- 0	74	33	72	72	7	7	
TOTALS	RPI 1-25	RPI 26-50	W-L RECORDS	RPI 51-100	RPI 101-150	RPI 150+				
19- 6	0- 2	3- 2	OVERALL	6- 1	1- 0	9- 1				
11- 1	0- 1	2- 0	HOME	2- 0	1- 0	6- 0				
7- 4	0- 1	1- 1	AWAY	3- 1	0- 0	3- 1				
1- 1	0- 0	0- 1	NEUTRAL	1- 0	0- 0	0- 0				
6- 4	0- 0	1- 2	NON-CONFERENCE	1- 1	1- 0	3- 1				
4- 0	0- 0	1- 0	HOME	0- 0	1- 0	2- 0				
1- 3	0- 0	0- 1	AWAY	0- 1	0- 0	1- 1				
1- 1	0- 0	0- 1	NEUTRAL	1- 0	0- 0	0- 0				
13- 2	0- 2	2- 0	CONFERENCE	5- 0	0- 0	6- 0				
7- 1	0- 1	1- 0	HOME	2- 0	0- 0	4- 0				
6- 1	0- 1	1- 0	AWAY	3- 0	0- 0	2- 0				
0- 0	0- 0	0- 0	NEUTRAL	0- 0	0- 0	0- 0				

RPI 1-25				Team's RPI: 21	RPI 26-50				RPI 51-100				RPI 101+						
RPI	S	Opponent	Score		RPI	S	Opponent	Score		RPI	S	Opponent	Score		RPI	S	Opponent	Score	
17	A	DePaul	65	79	26	N	Missouri	63	72	51	A	Villanova	47	44	143	H	Kansas	69	49
17	H	DePaul	56	60	34	H	Drake	80	77	51	H	Villanova	60	46	158	H	Omaha	82	45
					37	A	South Dakota St.	56	63	52	N	Dayton	56	53	176	A	Providence	58	51
					46	A	Marquette	83	63	56	A	Georgetown	67	59	176	H	Providence	88	57
					46	H	Marquette	80	77	56	H	Georgetown	70	68	182	H	Xavier	63	52
										65	A	UNI	49	50	199	A	Seton Hall	70	60
										67	A	St. John's (NY)	55	43	199	H	Seton Hall	61	44
															200	H	Nebraska	80	64
															215	A	Wichita St.	54	62
															229	A	Marist	72	50
															239	H	Butler	67	52
LAST 12 Division I GAMES:																			
					199	H	Seton Hall	61	44	199	A	Seton Hall	70	60					
					176	H	Providence	88	57	67	A	St. John's (NY)	55	43					
					56	A	Georgetown	67	59	176	A	Providence	58	51					
					51	A	Villanova	47	44	51	H	Villanova	60	46					
					46	H	Marquette	80	77	56	H	Georgetown	70	68					
					17	H	DePaul	56	60	17	A	DePaul	65	79					

Non-Div I Games:

Creighton

Loss, Non-Conf, S Site, H Home A Away N Neutral

Average RPI Win:	245	WON-LOST	WINNING	LAST 10	STRENGTH OF	OPP. STRENGTH	TEAM	ADJ.	CONF.	ADJ CONF.
Average RPI Loss:	138	RECORD	PCT. RANK	GAMES	SCHEDULE	OF SCHEDULE	RPI	RPI	RPI	RPI
DIV. I ONLY	6- 16	291	1- 9	96	230	232	232	9	9	
DIV. I NON-CONF.	5- 8	218	1- 2	229	305	236	236	10	10	
TOTALS	RPI 1-25	RPI 26-50	W-L RECORDS	RPI 51-100	RPI 101-150	RPI 150+				
6- 16	0- 2	0- 0	OVERALL	0- 2	2- 5	4- 7				
4- 6	0- 1	0- 0	HOME	0- 0	2- 0	2- 5				
2- 10	0- 1	0- 0	AWAY	0- 2	0- 5	2- 2				
0- 0	0- 0	0- 0	NEUTRAL	0- 0	0- 0	0- 0				
5- 8	0- 0	0- 0	NON-CONFERENCE	0- 1	1- 3	4- 4				
3- 2	0- 0	0- 0	HOME	0- 0	1- 0	2- 2				
2- 6	0- 0	0- 0	AWAY	0- 1	0- 3	2- 2				
0- 0	0- 0	0- 0	NEUTRAL	0- 0	0- 0	0- 0				
1- 8	0- 2	0- 0	CONFERENCE	0- 1	1- 2	0- 3				
1- 4	0- 1	0- 0	HOME	0- 0	1- 0	0- 3				
0- 4	0- 1	0- 0	AWAY	0- 1	0- 2	0- 0				
0- 0	0- 0	0- 0	NEUTRAL	0- 0	0- 0	0- 0				

RPI	S	Opponent	Score	RPI	S	Opponent	Score	RPI	S	Opponent	Score	RPI	S	Opponent	Score	Team's RPI: 232
25	A	Harvard	65 70					79	A	Penn	38 68	121	A	Princeton	55 85	
25	H	Harvard	61 70					86	A	New Hampshire	47 64	127	A	Old Dominion	56 82	
												133	A	Cornell	57 72	
												133	H	Cornell	84 74	
												134	A	Maine	55 60	
												145	H	Albany (NY)	69 61	
												150	A	William & Mary	50 63	
												153	H	Yale	50 57	
												155	H	Brown	62 65	
												160	H	Army West Point	60 68	
												167	A	Boston College	53 65	
												178	H	Columbia	88 91	
												229	H	Marist	61 66	
												247	A	Boston U.	61 49	
												284	A	Vermont	54 59	
												309	A	Rhode Island	62 52	
												314	H	Central Conn. St.	61 51	
												319	H	Holy Cross	53 49	
LAST 12 Division I GAMES:																
133	A	Cornell	57 72	178	H	Columbia	88 91									
155	H	Brown	62 65	25	H	Harvard	61 70									
153	H	Yale	50 57	25	A	Harvard	65 70									
79	A	Penn	38 68	86	A	New Hampshire	47 64									
121	A	Princeton	55 85	145	H	Albany (NY)	69 61									
133	H	Cornell	84 74	167	A	Boston College	53 65									

Non-Div I Games:

Dartmouth

■ Loss,
■ Non-Conf,
■ S Site,
■ H Home
■ A Away
N Neutral

Average RPI Win: 234	WON-LOST	WINNING	LAST 10	STRENGTH OF	OPP. STRENGTH	TEAM	ADJ.	CONF.	ADJ CONF.
Average RPI Loss: 143	RECORD	PCT. RANK	GAMES	SCHEDULE	OF SCHEDULE	RPI	RPI	RPI	RPI
DIV. I ONLY	6- 20	305	4- 6	90	242	275	275	12	12
DIV. I NON-CONF.	2- 10	305	0- 0	47	314	266	266	12	12
TOTALS	RPI 1-25	RPI 26-50	W-L RECORDS	RPI 51-100	RPI 101-150	RPI 150+			
6- 20	0- 0	0- 2	OVERALL	0- 3	1- 6	5- 9			
5- 9	0- 0	0- 0	HOME	0- 2	1- 3	4- 4			
1- 9	0- 0	0- 2	AWAY	0- 0	0- 3	1- 4			
0- 2	0- 0	0- 0	NEUTRAL	0- 1	0- 0	0- 1			
2- 10	0- 0	0- 1	NON-CONFERENCE	0- 2	0- 3	2- 4			
2- 4	0- 0	0- 0	HOME	0- 1	0- 2	2- 1			
0- 4	0- 0	0- 1	AWAY	0- 0	0- 1	0- 2			
0- 2	0- 0	0- 0	NEUTRAL	0- 1	0- 0	0- 1			
4- 10	0- 0	0- 1	CONFERENCE	0- 1	1- 3	3- 5			
3- 5	0- 0	0- 0	HOME	0- 1	1- 1	2- 3			
1- 5	0- 0	0- 1	AWAY	0- 0	0- 2	1- 2			
0- 0	0- 0	0- 0	NEUTRAL	0- 0	0- 0	0- 0			

RPI S	Opponent	Score	RPI S	Opponent	Score	RPI S	Opponent	Score	RPI S	Opponent	Score	Team's RPI: 275
48	A George Washington	62 76	52	H Dayton	52 68	101	A Charlotte	79 93				
49	A Michigan St.	34 70	82	N Toledo	41 76	107	H Saint Louis	69 106				
			99	H Mercer	60 67	116	H UCF	38 57				
						117	A Duquesne	51 73				
						125	A Fordham	72 85				
						125	H Fordham	52 51				
						135	H Radford	40 44				
						165	H La Salle	58 65				
						172	A Western Mich.	63 76				
						177	N Idaho St.	58 70				
						181	A George Mason	55 59				
						181	H George Mason	58 54				
						189	A ETSU	56 76				
						208	H UNCW	58 67				
						225	A St. Bonaventure	51 70				
						228	H Richmond	52 61				
						235	H Furman	71 61				
						264	H High Point	82 72				
						289	A Massachusetts	63 59				
						289	H Massachusetts	60 61				
						309	H Rhode Island	74 64				
LAST 12 Division I GAMES:												
125	H Fordham	52 51	225	A St. Bonaventure	51 70							
309	H Rhode Island	74 64	165	H La Salle	58 65							
181	A George Mason	55 59	181	H George Mason	58 54							
289	A Massachusetts	63 59	48	A George Washington	62 76							
52	H Dayton	52 68	289	H Massachusetts	60 61							
228	H Richmond	52 61	117	A Duquesne	51 73							

Non-Div I Games:

Davidson

■ Loss,
 ■ Non-Conf,
 ■ S Site,
 ■ H Home
 ■ A Away
 N Neutral

Average RPI Win: 177	WON-LOST	WINNING	LAST 10	STRENGTH OF	OPP. STRENGTH	TEAM	ADJ.	CONF.	ADJ CONF.
Average RPI Loss: 59	RECORD	PCT. RANK	GAMES	SCHEDULE	OF SCHEDULE	RPI	RPI	RPI	RPI
DIV. I ONLY	18- 8	71	9- 1	85	79	52	52	12	12
DIV. I NON-CONF.	6- 6	165	0- 0	41	9	80	80	12	12
TOTALS	RPI 1-25	RPI 26-50	W-L RECORDS	RPI 51-100	RPI 101-150	RPI 150+			
18- 8	1- 2	1- 2	OVERALL	1- 3	6- 0	9- 1			
7- 3	0- 0	1- 1	HOME	1- 1	1- 0	4- 1			
8- 3	0- 1	0- 1	AWAY	0- 1	4- 0	4- 0			
3- 2	1- 1	0- 0	NEUTRAL	0- 1	1- 0	1- 0			
6- 6	1- 2	0- 1	NON-CONFERENCE	0- 3	2- 0	3- 0			
1- 2	0- 0	0- 1	HOME	0- 1	0- 0	1- 0			
2- 2	0- 1	0- 0	AWAY	0- 1	1- 0	1- 0			
3- 2	1- 1	0- 0	NEUTRAL	0- 1	1- 0	1- 0			
12- 2	0- 0	1- 1	CONFERENCE	1- 0	4- 0	6- 1			
6- 1	0- 0	1- 0	HOME	1- 0	1- 0	3- 1			
6- 1	0- 0	0- 1	AWAY	0- 0	3- 0	3- 0			
0- 0	0- 0	0- 0	NEUTRAL	0- 0	0- 0	0- 0			

RPI 1-25				RPI 26-50				RPI 51-100 Team's RPI: 52				RPI 101+			
RPI	S	Opponent	Score	RPI	S	Opponent	Score	RPI	S	Opponent	Score	RPI	S	Opponent	Score
1	A	UConn	65 98	43	H	Quinnipiac	60 63	53	N	Georgia Tech	68 81	107	A	Saint Louis	78 67
16	N	Texas A&M	74 57	48	A	George Washington	39 52	55	A	Virginia	56 66	117	A	Duquesne	75 64
21	N	Creighton	53 56	48	H	George Washington	50 48	82	H	Toledo	72 76	117	H	Duquesne	66 47
								98	H	Saint Joseph's	64 59	121	A	Princeton	62 56
												127	N	Old Dominion	77 69
												141	A	VCU	68 48
												165	H	La Salle	51 54
												181	A	George Mason	60 48
												205	A	Wisconsin	83 64
												225	A	St. Bonaventure	62 60
												228	H	Richmond	55 39
												241	N	Liberty	82 53
												275	A	Davidson	68 52
												289	H	Massachusetts	77 65
												309	H	Rhode Island	81 51
												339	H	Morgan St.	61 42
LAST 12 Division I GAMES:															
117	H	Duquesne	66 47	181	A	George Mason	60 48								
48	A	George Washington	39 52	98	H	Saint Joseph's	64 59								
228	H	Richmond	55 39	107	A	Saint Louis	78 67								
141	A	VCU	68 48	117	A	Duquesne	75 64								
275	A	Davidson	68 52	48	H	George Washington	50 48								
309	H	Rhode Island	81 51	225	A	St. Bonaventure	62 60								

Non-Div I Games:

Dayton

■ Loss,
 ■ Non-Conf, S Site,
 ■ Home
 ■ Away
 N Neutral

Average RPI Win:	149	WON-LOST	WINNING	LAST 10	STRENGTH OF	OPP. STRENGTH	TEAM	ADJ.	CONF.	ADJ CONF.
Average RPI Loss:	16	RECORD	PCT. RANK	GAMES	SCHEDULE	OF SCHEDULE	RPI	RPI	RPI	RPI
DIV. I ONLY	22- 5	17	9- 1	51	51	17	17	7	7	
DIV. I NON-CONF.	8- 4	97	0- 0	17	15	36	36	7	7	
TOTALS	RPI 1-25	RPI 26-50	W-L RECORDS	RPI 51-100	RPI 101-150	RPI 150+				
22- 5	2- 4	1- 1	OVERALL	6- 0	0- 0	13- 0				
11- 2	1- 1	0- 1	HOME	2- 0	0- 0	8- 0				
9- 2	1- 2	0- 0	AWAY	3- 0	0- 0	5- 0				
2- 1	0- 1	1- 0	NEUTRAL	1- 0	0- 0	0- 0				
8- 4	0- 4	1- 0	NON-CONFERENCE	2- 0	0- 0	5- 0				
5- 1	0- 1	0- 0	HOME	1- 0	0- 0	4- 0				
1- 2	0- 2	0- 0	AWAY	0- 0	0- 0	1- 0				
2- 1	0- 1	1- 0	NEUTRAL	1- 0	0- 0	0- 0				
14- 1	2- 0	0- 1	CONFERENCE	4- 0	0- 0	8- 0				
6- 1	1- 0	0- 1	HOME	1- 0	0- 0	4- 0				
8- 0	1- 0	0- 0	AWAY	3- 0	0- 0	4- 0				
0- 0	0- 0	0- 0	NEUTRAL	0- 0	0- 0	0- 0				

RPI	S	Opponent	Score
1	A	UConn	46 91
2	H	Notre Dame	61 75
7	N	Baylor	72 104
21	A	Creighton	60 56
21	H	Creighton	79 65
23	A	Temple	74 84

RPI	S	Opponent	Score
33	N	Syracuse	108 84
46	H	Marquette	101 102

RPI	S	Opponent	Score
51	A	Villanova	80 50
56	A	Georgetown	76 53
59	H	Northwestern	89 66
60	N	Western Ky.	77 69
67	A	St. John's (NY)	78 66
67	H	St. John's (NY)	54 51

RPI	S	Opponent	Score
176	A	Providence	64 55
176	H	Providence	61 56
180	H	UAB	90 80
182	A	Xavier	70 43
182	H	Xavier	85 69
197	H	Appalachian St.	99 58
199	A	Seton Hall	96 65
199	H	Seton Hall	86 60
239	A	Butler	92 62
239	H	Butler	100 69
258	H	UT Martin	100 68
301	H	Prairie View	94 62
316	A	Loyola Chicago	107 46

LAST 12 Division I GAMES:

239	A	Butler	92 62	46	H	Marquette	101 102
182	A	Xavier	70 43	182	H	Xavier	85 69
199	H	Seton Hall	86 60	239	H	Butler	100 69
67	H	St. John's (NY)	54 51	67	A	St. John's (NY)	78 66
176	A	Providence	64 55	199	A	Seton Hall	96 65
21	A	Creighton	60 56	21	H	Creighton	79 65

Non-Div I Games:

DePaul

■ Loss,
 ■ Non-Conf,
 ■ S Site,
 ■ H Home
 ■ A Away
 N Neutral

Delaware

Through Games Of Feb. 17, 2017

Average RPI Win:	190	WON-LOST	WINNING	LAST 10	STRENGTH OF	OPP. STRENGTH	TEAM	ADJ.	CONF.	ADJ CONF.
Average RPI Loss:	98	RECORD	PCT. RANK	GAMES	SCHEDULE	OF SCHEDULE	RPI	RPI	RPI	RPI
DIV. I ONLY	14- 11	135	7- 3	88	127	123	123	8	8	
DIV. I NON-CONF.	6- 5	148	0- 0	79	277	150	150	8	8	
TOTALS	RPI 1-25	RPI 26-50	W-L RECORDS	RPI 51-100	RPI 101-150	RPI 150+				
14- 11	0- 0	0- 4	OVERALL	0- 2	2- 1	12- 4				
8- 6	0- 0	0- 1	HOME	0- 2	1- 1	7- 2				
6- 3	0- 0	0- 2	AWAY	0- 0	1- 0	5- 1				
0- 2	0- 0	0- 1	NEUTRAL	0- 0	0- 0	0- 1				
6- 5	0- 0	0- 1	NON-CONFERENCE	0- 1	1- 0	5- 3				
4- 3	0- 0	0- 0	HOME	0- 1	1- 0	3- 2				
2- 0	0- 0	0- 0	AWAY	0- 0	0- 0	2- 0				
0- 2	0- 0	0- 1	NEUTRAL	0- 0	0- 0	0- 1				
8- 6	0- 0	0- 3	CONFERENCE	0- 1	1- 1	7- 1				
4- 3	0- 0	0- 1	HOME	0- 1	0- 1	4- 0				
4- 3	0- 0	0- 2	AWAY	0- 0	1- 0	3- 1				
0- 0	0- 0	0- 0	NEUTRAL	0- 0	0- 0	0- 0				

RPI S	Opponent	Score	RPI S	Opponent	Score	RPI S	Opponent	Score	RPI S	Opponent	Score	Team's RPI: 123
29	A Elon	42 69	29	A Elon	42 69	56	H Georgetown	46 54	121	H Princeton	66 62	
39	A James Madison	42 77	39	A James Madison	42 77	58	H Drexel	44 54	150	A William & Mary	68 54	
39	H James Madison	51 66	39	H James Madison	51 66				150	H William & Mary	49 60	
49	N Michigan St.	64 81	49	N Michigan St.	64 81				156	N Detroit Mercy	64 66	
									160	H Army West Point	47 61	
									168	A Northeastern	41 50	
									168	H Northeastern	65 53	
									175	H Hartford	66 67	
									181	H George Mason	67 51	
									183	A Hofstra	73 56	
									183	H Hofstra	56 45	
									185	H Col. of Charleston	71 66	
									192	A Towson	73 67	
									196	A American	56 55	
									208	A UNCW	63 52	
									208	H UNCW	57 40	
									212	H Robert Morris	67 65	
									225	H St. Bonaventure	43 40	
									250	A Loyola Maryland	47 45	
LAST 12 Division I GAMES:												
168	A Northeastern	41 50	150	A William & Mary	68 54							
183	H Hofstra	56 45	185	H Col. of Charleston	71 66							
39	A James Madison	42 77	168	H Northeastern	65 53							
58	H Drexel	44 54	183	A Hofstra	73 56							
208	H UNCW	57 40	39	H James Madison	51 66							
192	A Towson	73 67	29	A Elon	42 69							

Non-Div I Games:

Delaware

Loss, Non-Conf, S Site, H Home A Away N Neutral

Average RPI Win:	340	WON-LOST	WINNING	LAST 10	STRENGTH OF	OPP. STRENGTH	TEAM	ADJ.	CONF.	ADJ CONF.
Average RPI Loss:	229	RECORD	PCT. RANK	GAMES	SCHEDULE	OF SCHEDULE	RPI	RPI	RPI	RPI
DIV. I ONLY	3- 23	339	2- 8	339	326	348	348	32	32	
DIV. I NON-CONF.	1- 12	332	0- 0	270	232	334	334	31	31	
TOTALS	RPI 1-25	RPI 26-50	W-L RECORDS	RPI 51-100	RPI 101-150	RPI 150+				
3- 23	0- 0	0- 0	OVERALL	0- 3	0- 2	3- 18				
1- 7	0- 0	0- 0	HOME	0- 0	0- 1	1- 6				
2- 16	0- 0	0- 0	AWAY	0- 3	0- 1	2- 12				
0- 0	0- 0	0- 0	NEUTRAL	0- 0	0- 0	0- 0				
1- 12	0- 0	0- 0	NON-CONFERENCE	0- 3	0- 2	1- 7				
0- 3	0- 0	0- 0	HOME	0- 0	0- 1	0- 2				
1- 9	0- 0	0- 0	AWAY	0- 3	0- 1	1- 5				
0- 0	0- 0	0- 0	NEUTRAL	0- 0	0- 0	0- 0				
2- 11	0- 0	0- 0	CONFERENCE	0- 0	0- 0	2- 11				
1- 4	0- 0	0- 0	HOME	0- 0	0- 0	1- 4				
1- 7	0- 0	0- 0	AWAY	0- 0	0- 0	1- 7				
0- 0	0- 0	0- 0	NEUTRAL	0- 0	0- 0	0- 0				



































































RPI S	Opponent	Score	RPI S	Opponent	Score	RPI S	Opponent	Score	RPI S	Opponent	Score	Team's RPI: 348
						58	A Drexel	44 69	133	H Cornell	51 72	
						69	A Iowa St.	57 88	150	A William & Mary	48 82	
						74	A Virginia Tech	48 88	156	H Detroit Mercy	71 90	
									165	A La Salle	38 78	
									170	H Hampton	52 83	
									182	A Xavier	53 86	
									183	A Hofstra	44 64	
									221	A Bethune-Cookman	58 72	
									261	H Norfolk St.	74 82	
									266	A Savannah St.	57 64	
									280	A N.C. A&T	44 83	
									280	H N.C. A&T	60 68	
									296	A Lehigh	80 91	
									298	A Coppin St.	64 77	
									315	H NJIT	43 57	
									334	A Wagner	61 49	
									336	A Longwood	77 88	
									339	A Morgan St.	47 74	
									340	A N.C. Central	63 68	
									340	H N.C. Central	55 51	
									344	A Florida A&M	61 69	
									344	H Florida A&M	56 65	
									346	A South Carolina St.	72 70	
LAST 12 Division I GAMES:												
298	A	Coppin St.	64	77	344	H	Florida A&M	56	65			
339	A	Morgan St.	47	74	266	A	Savannah St.	57	64			
344	A	Florida A&M	61	69	346	A	South Carolina St.	72	70			
221	A	Bethune-Cookman	58	72	261	H	Norfolk St.	74	82			
280	H	N.C. A&T	60	68	170	H	Hampton	52	83			
340	H	N.C. Central	55	51	340	A	N.C. Central	63	68			

Non-Div I Games:

Delaware St.




■ Loss,
 ■ Non-Conf,
 ■ S Site,
 ■ Home
 ■ A Away
 N Neutral

Average RPI Win: 293	WON-LOST	WINNING	LAST 10	STRENGTH OF	OPP. STRENGTH	TEAM	ADJ.	CONF.	ADJ CONF.
Average RPI Loss: 147	RECORD	PCT. RANK	GAMES	SCHEDULE	OF SCHEDULE	RPI	RPI	RPI	RPI
DIV. I ONLY	6- 20	305	3- 7	215	225	308	308	11	11
DIV. I NON-CONF.	3- 10	280	0- 0	284	314	330	330	9	9
TOTALS	RPI 1-25	RPI 26-50	W-L RECORDS	RPI 51-100	RPI 101-150	RPI 150+			
6- 20	0- 0	0- 1	OVERALL	0- 9	1- 1	5- 9			
4- 8	0- 0	0- 1	HOME	0- 3	0- 0	4- 4			
2- 11	0- 0	0- 0	AWAY	0- 2	1- 1	1- 2			
0- 1	0- 0	0- 0	NEUTRAL	0- 1	0- 0	0- 0			
3- 10	0- 0	0- 0	NON-CONFERENCE	0- 3	0- 1	3- 6			
3- 2	0- 0	0- 0	HOME	0- 0	0- 0	3- 2			
0- 7	0- 0	0- 0	AWAY	0- 2	0- 1	0- 4			
0- 1	0- 0	0- 0	NEUTRAL	0- 1	0- 0	0- 0			
3- 10	0- 0	0- 1	CONFERENCE	0- 6	1- 0	2- 3			
1- 6	0- 0	0- 1	HOME	0- 3	0- 0	1- 2			
2- 4	0- 0	0- 0	AWAY	0- 3	1- 0	1- 1			
0- 0	0- 0	0- 0	NEUTRAL	0- 0	0- 0	0- 0			

RPI S	Opponent	Score	RPI S	Opponent	Score	RPI S	Opponent	Score	RPI S	Opponent	Score	Team's RPI: 308
			37  South Dakota St.	63  72		54  Colorado St.	49  76		114  Northern Colo.	48  68		
						61  IUPUI	49  71		149  Oral Roberts	47 45		
						61  IUPUI	45  67		158  Omaha	73  82		
						63  South Dakota	64  70		168  Northeastern	69  72		
						63  South Dakota	44  53		177  Idaho St.	64  65		
						65 N UNI	68  79		216  Grand Canyon	70  73		
						81  Western Ill.	62  87		226  Seattle U	72  75		
						81  Western Ill.	68  80		291  North Dakota St.	58  67		
						100  Wyoming	49  59		291  North Dakota St.	80  86		
									302  Pepperdine	75 67		
									303  Northern Ariz.	67  82		
									317  Air Force	65 52		
									324  Fort Wayne	78 72		
									324  Fort Wayne	78 50		
									331  Utah Valley	58  72		
									342  Cal St. Fullerton	77 58		
LAST 12 Division I GAMES:												
291  North Dakota St.	58  67	158  Omaha	73  82									
81  Western Ill.	68  80	37  South Dakota St.	63  72									
61  IUPUI	45  67	61  IUPUI	49  71									
324  Fort Wayne	78 50	324  Fort Wayne	78 72									
63  South Dakota	44  53	81  Western Ill.	62  87									
149  Oral Roberts	47 45	291  North Dakota St.	80  86									

Non-Div I Games:

Denver

 Loss,
  Non-Conf,
  Site,
  Home
  Away
 N Neutral

Detroit Mercy

Through Games Of Feb. 17, 2017

Average RPI Win:	220	WON-LOST	WINNING	LAST 10	STRENGTH OF	OPP. STRENGTH	TEAM	ADJ.	CONF.	ADJ CONF.
Average RPI Loss:	152	RECORD	PCT. RANK	GAMES	SCHEDULE	OF SCHEDULE	RPI	RPI	RPI	RPI
DIV. I ONLY	14- 11	135	7- 3	216	181	156	156	20	20	
DIV. I NON-CONF.	4- 7	224	0- 0	258	119	224	224	21	21	
TOTALS	RPI 1-25	RPI 26-50	W-L RECORDS	RPI 51-100	RPI 101-150	RPI 150+				
14- 11	0- 0	1- 1	OVERALL	0- 2	3- 2	10- 6				
9- 2	0- 0	1- 0	HOME	0- 0	2- 0	6- 2				
4- 9	0- 0	0- 1	AWAY	0- 2	0- 2	4- 4				
1- 0	0- 0	0- 0	NEUTRAL	0- 0	1- 0	0- 0				
4- 7	0- 0	0- 0	NON-CONFERENCE	0- 2	2- 0	2- 5				
1- 2	0- 0	0- 0	HOME	0- 0	1- 0	0- 2				
2- 5	0- 0	0- 0	AWAY	0- 2	0- 0	2- 3				
1- 0	0- 0	0- 0	NEUTRAL	0- 0	1- 0	0- 0				
10- 4	0- 0	1- 1	CONFERENCE	0- 0	1- 2	8- 1				
8- 0	0- 0	1- 0	HOME	0- 0	1- 0	6- 0				
2- 4	0- 0	0- 1	AWAY	0- 0	0- 2	2- 1				
0- 0	0- 0	0- 0	NEUTRAL	0- 0	0- 0	0- 0				

RPI S	Opponent	Score	RPI S	Opponent	Score	RPI S	Opponent	Score	RPI S	Opponent	Score	Team's RPI: 156
36	A Green Bay	55 60	36	H Green Bay	76 72	62	A Minnesota	91 111	109	H Kent St.	73 52	
						82	A Toledo	66 72	123	N Delaware	66 64	
									136	A Wright St.	69 77	
									146	A Milwaukee	69 81	
									146	H Milwaukee	77 63	
									151	A East Carolina	81 83	
									159	A Oakland	80 71	
									159	H Oakland	71 61	
									172	H Western Mich.	65 75	
									179	A CSUN	67 76	
									181	H George Mason	54 55	
									185	H Cleveland St.	66 54	
									209	A Bradley	60 70	
									285	A Eastern Mich.	77 64	
									292	A Northern Ky.	55 53	
									292	H Northern Ky.	57 49	
									310	H Youngstown St.	80 63	
									311	H Valparaiso	85 60	
									322	A Ill.-Chicago	62 63	
									322	H Ill.-Chicago	98 76	
									348	A Delaware St.	90 71	
LAST 12 Division I GAMES:												
322	A	Ill.-Chicago	62	63	185	H	Cleveland St.	66	54			
159	H	Oakland	71	61	310	H	Youngstown St.	80	63			
36	H	Green Bay	76	72	292	H	Northern Ky.	57	49			
146	H	Milwaukee	77	63	146	A	Milwaukee	69	81			
292	A	Northern Ky.	55	53	36	A	Green Bay	55	60			
136	A	Wright St.	69	77	159	A	Oakland	80	71			

Non-Div I Games:

Detroit Mercy

Loss, Non-Conf, S Site, H Home A Away N Neutral

Drake

Through Games Of Feb. 17, 2017

Average RPI Win:	188	WON-LOST	WINNING	LAST 10	STRENGTH OF	OPP. STRENGTH	TEAM	ADJ.	CONF.	ADJ CONF.
Average RPI Loss:	41	RECORD	PCT. RANK	GAMES	SCHEDULE	OF SCHEDULE	RPI	RPI	RPI	RPI
DIV. I ONLY	20- 4	15	10- 0	130	110	34	34	16	16	
DIV. I NON-CONF.	6- 4	127	0- 0	18	7	25	25	14	14	
TOTALS	RPI 1-25	RPI 26-50	W-L RECORDS	RPI 51-100	RPI 101-150	RPI 150+				
20- 4	0- 1	1- 2	OVERALL	3- 1	2- 0	14- 0				
9- 0	0- 0	1- 0	HOME	2- 0	0- 0	6- 0				
10- 3	0- 1	0- 1	AWAY	1- 1	1- 0	8- 0				
1- 1	0- 0	0- 1	NEUTRAL	0- 0	1- 0	0- 0				
6- 4	0- 1	1- 2	NON-CONFERENCE	2- 1	2- 0	1- 0				
3- 0	0- 0	1- 0	HOME	2- 0	0- 0	0- 0				
2- 3	0- 1	0- 1	AWAY	0- 1	1- 0	1- 0				
1- 1	0- 0	0- 1	NEUTRAL	0- 0	1- 0	0- 0				
14- 0	0- 0	0- 0	CONFERENCE	1- 0	0- 0	13- 0				
6- 0	0- 0	0- 0	HOME	0- 0	0- 0	6- 0				
8- 0	0- 0	0- 0	AWAY	1- 0	0- 0	7- 0				
0- 0	0- 0	0- 0	NEUTRAL	0- 0	0- 0	0- 0				

RPI 1-25				RPI 26-50				Team's RPI: 34	RPI 51-100				RPI 101+			
RPI	S	Opponent	Score	RPI	S	Opponent	Score		RPI	S	Opponent	Score	RPI	S	Opponent	Score
21	A	Creighton	77 80	36	A	Green Bay	48 71		65	A	UNI	88 79	122	A	North Dakota	99 91
				38	N	Auburn	80 85		68	H	Northern Ill.	95 86	126	N	Eastern Wash.	93 78
				44	H	Iowa	81 76		69	A	Iowa St.	67 75	161	A	Missouri St.	90 64
									100	H	Wyoming	63 50	188	A	Southern Ill.	71 60
													188	H	Southern Ill.	75 59
													200	A	Nebraska	84 70
													203	A	Indiana St.	64 45
													203	H	Indiana St.	76 62
													209	A	Bradley	93 60
													209	H	Bradley	98 46
													215	A	Wichita St.	83 78
													267	A	Evansville	73 48
													267	H	Evansville	82 65
													306	A	Illinois St.	87 36
													306	H	Illinois St.	101 49
													316	H	Loyola Chicago	89 46
LAST 12 Division I GAMES:																
203	A	Indiana St.	64 45	203	H	Indiana St.	76 62									
209	H	Bradley	98 46	316	H	Loyola Chicago	89 46									
306	H	Illinois St.	101 49	306	A	Illinois St.	87 36									
267	A	Evansville	73 48	209	A	Bradley	93 60									
188	A	Southern Ill.	71 60	188	H	Southern Ill.	75 59									
65	A	UNI	88 79	267	H	Evansville	82 65									

Non-Div I Games: Clarke 118 43

Drake

■ Loss,
 ■ Non-Conf, S Site,
 ■ Home
 ■ Away
 N Neutral

Average RPI Win:	183	WON-LOST	WINNING	LAST 10	STRENGTH OF	OPP. STRENGTH	TEAM	ADJ.	CONF.	ADJ CONF.
Average RPI Loss:	74	RECORD	PCT. RANK	GAMES	SCHEDULE	OF SCHEDULE	RPI	RPI	RPI	RPI
DIV. I ONLY	19- 6	39	7- 3	186	88	58	58	8	8	
DIV. I NON-CONF.	9- 2	37	0- 0	232	140	65	65	8	8	
TOTALS	RPI 1-25	RPI 26-50	W-L RECORDS	RPI 51-100	RPI 101-150	RPI 150+				
19- 6	0- 0	1- 3	OVERALL	2- 2	3- 0	13- 1				
11- 1	0- 0	1- 1	HOME	2- 0	1- 0	7- 0				
6- 5	0- 0	0- 2	AWAY	0- 2	2- 0	4- 1				
2- 0	0- 0	0- 0	NEUTRAL	0- 0	0- 0	2- 0				
9- 2	0- 0	1- 0	NON-CONFERENCE	2- 2	1- 0	5- 0				
5- 0	0- 0	1- 0	HOME	2- 0	0- 0	2- 0				
2- 2	0- 0	0- 0	AWAY	0- 2	1- 0	1- 0				
2- 0	0- 0	0- 0	NEUTRAL	0- 0	0- 0	2- 0				
10- 4	0- 0	0- 3	CONFERENCE	0- 0	2- 0	8- 1				
6- 1	0- 0	0- 1	HOME	0- 0	1- 0	5- 0				
4- 3	0- 0	0- 2	AWAY	0- 0	1- 0	3- 1				
0- 0	0- 0	0- 0	NEUTRAL	0- 0	0- 0	0- 0				

RPI S	Opponent	Score	RPI S	Opponent	Score	RPI S	Opponent	Score	RPI S	Opponent	Score
29	A Elon	65 75	29	H Elon	45 48	66	A Bucknell	66 78	123	A Delaware	54 44
33	H Syracuse	62 61	33	H Syracuse	62 61	71	H Penn St.	83 60	133	A Cornell	63 53
39	A James Madison	47 54	39	A James Madison	47 54	94	A Vanderbilt	63 73	150	H William & Mary	65 48
						98	H Saint Joseph's	60 49	168	A Northeastern	63 33
									168	H Northeastern	74 51
									181	N George Mason	82 71
									183	H Hofstra	65 43
									185	A Col. of Charleston	75 79
									185	H Col. of Charleston	70 57
									192	A Towson	80 65
									192	H Towson	58 48
									208	A UNCW	71 38
									208	H UNCW	76 51
									231	H Niagara	69 57
									289	N Massachusetts	65 47
									313	A Lafayette	81 39
									348	H Delaware St.	69 44
LAST 12 Division I GAMES:											
192	A Towson	80 65	39	A James Madison	47 54						
208	H UNCW	76 51	183	H Hofstra	65 43						
150	H William & Mary	65 48	185	H Col. of Charleston	70 57						
123	A Delaware	54 44	29	A Elon	65 75						
185	A Col. of Charleston	75 79	208	A UNCW	71 38						
168	H Northeastern	74 51	168	A Northeastern	63 33						

Non-Div I Games:

Drexel

■ Loss,
 ■ Non-Conf,
 ■ S Site,
 ■ H Home
 ■ A Away
 N Neutral

Average RPI Win: 115	WON-LOST	WINNING	LAST 10	STRENGTH OF	OPP. STRENGTH	TEAM	ADJ.	CONF.	ADJ CONF.
Average RPI Loss: 34	RECORD	PCT. RANK	GAMES	SCHEDULE	OF SCHEDULE	RPI	RPI	RPI	RPI
DIV. I ONLY	23- 4	10	8- 2	35	10	9	9	3	3
DIV. I NON-CONF.	12- 1	7	0- 0	102	25	9	9	4	4
TOTALS	RPI 1-25	RPI 26-50	W-L RECORDS	RPI 51-100	RPI 101-150	RPI 150+			
23- 4	3- 2	2- 1	OVERALL	7- 1	5- 0	6- 0			
15- 0	3- 0	2- 0	HOME	4- 0	4- 0	2- 0			
8- 4	0- 2	0- 1	AWAY	3- 1	1- 0	4- 0			
0- 0	0- 0	0- 0	NEUTRAL	0- 0	0- 0	0- 0			
12- 1	2- 0	1- 0	NON-CONFERENCE	2- 1	2- 0	5- 0			
8- 0	2- 0	1- 0	HOME	2- 0	1- 0	2- 0			
4- 1	0- 0	0- 0	AWAY	0- 1	1- 0	3- 0			
0- 0	0- 0	0- 0	NEUTRAL	0- 0	0- 0	0- 0			
11- 3	1- 2	1- 1	CONFERENCE	5- 0	3- 0	1- 0			
7- 0	1- 0	1- 0	HOME	2- 0	3- 0	0- 0			
4- 3	0- 2	0- 1	AWAY	3- 0	0- 0	1- 0			
0- 0	0- 0	0- 0	NEUTRAL	0- 0	0- 0	0- 0			

RPI	S	Opponent	Score	RPI	S	Opponent	Score	RPI	S	Opponent	Score	RPI	S	Opponent	Score
2	A	Notre Dame	58 62	29	H	Elon	68 61	51	H	Villanova	68 50	108	H	North Carolina	70 58
3	H	South Carolina	74 63	30	A	North Carolina St.	52 55	53	A	Georgia Tech	75 68	111	H	Clemson	65 37
10	A	Florida St.	45 69	33	H	Syracuse	72 55	55	A	Virginia	70 51	118	A	Long Beach St.	83 46
13	H	Louisville	58 55					74	H	Virginia Tech	84 59	127	H	Old Dominion	92 64
14	H	Kentucky	69 54					78	A	Wake Forest	79 53	138	H	Pittsburgh	62 48
								78	H	Wake Forest	71 43	167	A	Boston College	67 44
								79	H	Penn	68 55	211	A	Rutgers	68 32
								94	A	Vanderbilt	73 77	216	H	Grand Canyon	90 47
												241	A	Liberty	98 38
												302	A	Pepperdine	99 65
												336	H	Longwood	105 48
LAST 12 Division I GAMES:															
78	A	Wake Forest	79 53	2	A	Notre Dame	58 62								
138	H	Pittsburgh	62 48	167	A	Boston College	67 44								
33	H	Syracuse	72 55	74	H	Virginia Tech	84 59								
55	A	Virginia	70 51	30	A	North Carolina St.	52 55								
111	H	Clemson	65 37	108	H	North Carolina	70 58								
78	H	Wake Forest	71 43	10	A	Florida St.	45 69								

Non-Div I Games:

Duke

■ Loss,
■ Non-Conf, S Site,
■ Home
■ Away
N Neutral

Average RPI Win:	187	WON-LOST	WINNING	LAST 10	STRENGTH OF	OPP. STRENGTH	TEAM	ADJ.	CONF.	ADJ CONF.
Average RPI Loss:	95	RECORD	PCT. RANK	GAMES	SCHEDULE	OF SCHEDULE	RPI	RPI	RPI	RPI
DIV. I ONLY	14- 13	165	4- 4	73	109	117	117	12	12	
DIV. I NON-CONF.	7- 6	157	0- 1	78	98	100	100	12	12	
TOTALS	RPI 1-25	RPI 26-50	W-L RECORDS	RPI 51-100	RPI 101-150	RPI 150+				
14- 13	0- 1	1- 3	OVERALL	1- 5	3- 2	9- 2				
8- 5	0- 1	0- 1	HOME	0- 2	3- 1	5- 0				
5- 8	0- 0	1- 2	AWAY	1- 3	0- 1	3- 2				
1- 0	0- 0	0- 0	NEUTRAL	0- 0	0- 0	1- 0				
7- 6	0- 1	0- 2	NON-CONFERENCE	1- 2	1- 1	5- 0				
3- 3	0- 1	0- 0	HOME	0- 1	1- 1	2- 0				
3- 3	0- 0	0- 2	AWAY	1- 1	0- 0	2- 0				
1- 0	0- 0	0- 0	NEUTRAL	0- 0	0- 0	1- 0				
7- 7	0- 0	1- 1	CONFERENCE	0- 3	2- 1	4- 2				
5- 2	0- 0	0- 1	HOME	0- 1	2- 0	3- 0				
2- 5	0- 0	1- 0	AWAY	0- 2	0- 1	1- 2				
0- 0	0- 0	0- 0	NEUTRAL	0- 0	0- 0	0- 0				

RPI	S	Opponent	Score	RPI	S	Opponent	Score	RPI	S	Opponent	Score	RPI	S	Opponent	Score	Team's RPI: 117
20	H	Maryland	57 77	27	A	Ohio St.	69 89	52	A	Dayton	47 66	101	H	Charlotte	63 77	
				45	A	Ohio	46 64	52	H	Dayton	64 75	107	H	Saint Louis	94 65	
				48	A	George Washington	73 63	67	A	St. John's (NY)	71 65	125	A	Fordham	51 64	
				48	H	George Washington	40 75	70	A	California	66 86	138	H	Pittsburgh	63 54	
								77	H	Buffalo	69 71	141	H	VCU	70 51	
								98	A	Saint Joseph's	58 60	152	A	Iona	61 58	
												165	A	La Salle	76 68	
												181	H	George Mason	76 57	
												222	A	Akron	67 57	
												225	A	St. Bonaventure	56 69	
												228	H	Richmond	73 61	
												275	H	Davidson	73 51	
												288	N	Western Caro.	65 50	
												289	A	Massachusetts	67 75	
												296	H	Lehigh	63 49	
												313	H	Lafayette	67 52	
LAST 12 Division I GAMES:																
70	A	California	66 86	228	H	Richmond	73 61									
52	A	Dayton	47 66	225	A	St. Bonaventure	56 69									
141	H	VCU	70 51	107	H	Saint Louis	94 65									
181	H	George Mason	76 57	289	A	Massachusetts	67 75									
98	A	Saint Joseph's	58 60	52	H	Dayton	64 75									
48	A	George Washington	73 63	275	H	Davidson	73 51									

Non-Div I Games:

Duquesne

■ Loss,
 ■ Non-Conf,
 ■ S Site,
 ■ H Home
 ■ A Away
 N Neutral

Average RPI Win: 249	WON-LOST	WINNING	LAST 10	STRENGTH OF	OPP. STRENGTH	TEAM	ADJ.	CONF.	ADJ CONF.
Average RPI Loss: 126	RECORD	PCT. RANK	GAMES	SCHEDULE	OF SCHEDULE	RPI	RPI	RPI	RPI
DIV. I ONLY	15- 11	124	7- 3	269	157	189	189	17	17
DIV. I NON-CONF.	8- 7	164	1- 0	309	130	225	225	20	20
TOTALS	RPI 1-25	RPI 26-50	W-L RECORDS	RPI 51-100	RPI 101-150	RPI 150+			
15- 11	0- 1	0- 1	OVERALL	0- 5	1- 1	14- 3			
7- 6	0- 1	0- 1	HOME	0- 3	1- 0	6- 1			
7- 4	0- 0	0- 0	AWAY	0- 2	0- 0	7- 2			
1- 1	0- 0	0- 0	NEUTRAL	0- 0	0- 1	1- 0			
8- 7	0- 1	0- 1	NON-CONFERENCE	0- 1	1- 1	7- 3			
4- 4	0- 1	0- 1	HOME	0- 1	1- 0	3- 1			
3- 2	0- 0	0- 0	AWAY	0- 0	0- 0	3- 2			
1- 1	0- 0	0- 0	NEUTRAL	0- 0	0- 1	1- 0			
7- 4	0- 0	0- 0	CONFERENCE	0- 4	0- 0	7- 0			
3- 2	0- 0	0- 0	HOME	0- 2	0- 0	3- 0			
4- 2	0- 0	0- 0	AWAY	0- 2	0- 0	4- 0			
0- 0	0- 0	0- 0	NEUTRAL	0- 0	0- 0	0- 0			

RPI 1-25				RPI 26-50				RPI 51-100				RPI 101+ Team's RPI: 189			
RPI	S	Opponent	Score	RPI	S	Opponent	Score	RPI	S	Opponent	Score	RPI	S	Opponent	Score
18	H	Tennessee	58 83	29	H	Elon	51 79	87	A	Chattanooga	45 60	127	H	Old Dominion	70 60
								87	H	Chattanooga	62 70	134	N	Maine	48 61
								94	H	Vanderbilt	72 80	197	H	Appalachian St.	68 71
								99	A	Mercer	55 72	210	H	UNCG	60 52
								99	H	Mercer	56 71	213	A	Campbell	56 55
												230	H	Murray St.	79 60
												235	A	Furman	74 64
												239	A	Butler	68 59
												242	A	Wofford	77 69
												248	A	Samford	69 57
												248	H	Samford	61 56
												251	A	Austin Peay	74 77
												263	A	Tennessee Tech	82 76
												275	H	Davidson	76 56
												288	A	Western Caro.	72 55
												288	H	Western Caro.	76 57
												292	A	Northern Ky.	56 62
												298	N	Coppin St.	70 58
												328	H	Winthrop	62 45
LAST 12 Division I GAMES:															
288	A	Western Caro.	72 55	288	H	Western Caro.	76 57	210	H	UNCG	60 52				
87	H	Chattanooga	62 70	87	A	Chattanooga	45 60								
99	H	Mercer	56 71	248	A	Samford	69 57								
248	H	Samford	61 56	99	A	Mercer	55 72								
242	A	Wofford	77 69	127	H	Old Dominion	70 60								
235	A	Furman	74 64												

Non-Div I Games:

ETSU

■ Loss,
■ Non-Conf,
■ S Site,
■ H Home
■ A Away
N Neutral

East Carolina

Through Games Of Feb. 17, 2017

Average RPI Win:	195	WON-LOST	WINNING	LAST 10	STRENGTH OF	OPP. STRENGTH	TEAM	ADJ.	CONF.	ADJ CONF.
Average RPI Loss:	76	RECORD	PCT. RANK	GAMES	SCHEDULE	OF SCHEDULE	RPI	RPI	RPI	RPI
DIV. I ONLY	9- 16	246	0- 10	31	81	151	151	5	5	
DIV. I NON-CONF.	8- 4	97	0- 0	111	266	94	94	5	5	
TOTALS	RPI 1-25	RPI 26-50	W-L RECORDS	RPI 51-100	RPI 101-150	RPI 150+				
9- 16	0- 4	0- 5	OVERALL	1- 0	1- 5	7- 2				
6- 7	0- 2	0- 3	HOME	1- 0	0- 1	5- 1				
1- 8	0- 2	0- 1	AWAY	0- 0	0- 4	1- 1				
2- 1	0- 0	0- 1	NEUTRAL	0- 0	1- 0	1- 0				
8- 4	0- 0	0- 2	NON-CONFERENCE	0- 0	1- 2	7- 0				
5- 1	0- 0	0- 1	HOME	0- 0	0- 0	5- 0				
1- 2	0- 0	0- 0	AWAY	0- 0	0- 2	1- 0				
2- 1	0- 0	0- 1	NEUTRAL	0- 0	1- 0	1- 0				
1- 12	0- 4	0- 3	CONFERENCE	1- 0	0- 3	0- 2				
1- 6	0- 2	0- 2	HOME	1- 0	0- 1	0- 1				
0- 6	0- 2	0- 1	AWAY	0- 0	0- 2	0- 1				
0- 0	0- 0	0- 0	NEUTRAL	0- 0	0- 0	0- 0				

RPI S Opponent	Score	RPI S Opponent	Score	RPI S Opponent	Score	RPI S Opponent	Score
1 A UConn	45 90	32 A South Fla.	48 79	90 H SMU	58 57	101 A Charlotte	64 79
1 H UConn	44 91	32 H South Fla.	66 76			116 H UCF	42 54
23 A Temple	47 78	38 H Auburn	52 61			140 A Memphis	50 72
23 H Temple	43 76	42 H Tulane	45 61			142 A Cincinnati	64 74
		50 N West Virginia	47 79			144 N Ball St.	82 69
						150 A William & Mary	72 82
						154 A Tulsa	92 100
						156 H Detroit Mercy	83 81
						173 H Houston	62 73
						208 H UNCW	75 65
						223 H Presbyterian	54 46
						227 H Southern U.	62 55
						228 A Richmond	71 60
						229 N Marist	70 68
						249 H UMES	66 58
LAST 12 Division I GAMES:							
140 A Memphis	50 72	142 A Cincinnati	64 74				
23 H Temple	43 76	116 H UCF	42 54				
32 H South Fla.	66 76	32 A South Fla.	48 79				
173 H Houston	62 73	23 A Temple	47 78				
154 A Tulsa	92 100	90 H SMU	58 57				
1 H UConn	44 91	1 A UConn	45 90				

Non-Div I Games: Greensboro 107 40

East Carolina

Loss, Non-Conf, S Site, H Home A Away N Neutral

Average RPI Win:	276	WON-LOST	WINNING	LAST 10	STRENGTH OF	OPP. STRENGTH	TEAM	ADJ.	CONF.	ADJ CONF.
Average RPI Loss:	210	RECORD	PCT. RANK	GAMES	SCHEDULE	OF SCHEDULE	RPI	RPI	RPI	RPI
DIV. I ONLY	6- 18	300	3- 7	244	331	312	312	26	26	
DIV. I NON-CONF.	2- 8	288	0- 0	197	346	288	288	26	26	
TOTALS	RPI 1-25	RPI 26-50	W-L RECORDS	RPI 51-100	RPI 101-150	RPI 150+				
6- 18	0- 0	0- 0	OVERALL	0- 2	0- 3	6- 13				
3- 8	0- 0	0- 0	HOME	0- 1	0- 1	3- 6				
3- 10	0- 0	0- 0	AWAY	0- 1	0- 2	3- 7				
0- 0	0- 0	0- 0	NEUTRAL	0- 0	0- 0	0- 0				
2- 8	0- 0	0- 0	NON-CONFERENCE	0- 1	0- 3	2- 4				
0- 3	0- 0	0- 0	HOME	0- 0	0- 1	0- 2				
2- 5	0- 0	0- 0	AWAY	0- 1	0- 2	2- 2				
0- 0	0- 0	0- 0	NEUTRAL	0- 0	0- 0	0- 0				
4- 10	0- 0	0- 0	CONFERENCE	0- 1	0- 0	4- 9				
3- 5	0- 0	0- 0	HOME	0- 1	0- 0	3- 4				
1- 5	0- 0	0- 0	AWAY	0- 0	0- 0	1- 5				
0- 0	0- 0	0- 0	NEUTRAL	0- 0	0- 0	0- 0				

RPI 1-25			RPI 26-50			RPI 51-100				RPI 101+			Team's RPI:	312			
RPI	S	Opponent	Score	RPI	S	Opponent	Score	RPI	S	Opponent	Score	RPI	S	Opponent	Score		
								73	H	Belmont	58	77	119	A	Stetson	55	72
								81	A	Western Ill.	62	83	136	H	Wright St.	61	71
												142	A	Cincinnati	64	78	
												185	H	Cleveland St.	56	66	
												191	A	Morehead St.	62	66	
												203	H	Indiana St.	61	88	
												218	H	SIUE	59	75	
												230	A	Murray St.	74	92	
												230	H	Murray St.	57	66	
												251	H	Austin Peay	59	69	
												253	H	Jacksonville St.	71	67	
												258	A	UT Martin	72	74	
												258	H	UT Martin	80	70	
												263	H	Tennessee Tech	54	46	
												267	A	Evansville	73	63	
												268	A	Tennessee St.	58	69	
												272	A	Southeast Mo. St.	71	62	
												272	H	Southeast Mo. St.	65	107	
												297	A	Eastern Ky.	85	88	
												306	A	Illinois St.	49	60	
												311	A	Valparaiso	68	73	
												344	A	Florida A&M	66	50	
LAST 12 Division I GAMES:																	
230	H	Murray St.	57	66	272	A	Southeast Mo. St.	71	62	258	H	UT Martin	80	70			
272	H	Southeast Mo. St.	65	107	251	H	Austin Peay	59	69	230	A	Murray St.	74	92			
258	A	UT Martin	72	74	297	A	Eastern Ky.	85	88	191	A	Morehead St.	62	66			
263	H	Tennessee Tech	54	46													
268	A	Tennessee St.	58	69													
218	H	SIUE	59	75													

Non-Div I Games: Ill.-Springfield 74 60 Millikin 97 54

Eastern Ill.

Loss, Non-Conf, S Site, H Home A Away N Neutral

Eastern Ky.

Through Games Of Feb. 17, 2017

Average RPI Win: 266	WON-LOST	WINNING	LAST 10	STRENGTH OF	OPP. STRENGTH	TEAM	ADJ.	CONF.	ADJ CONF.
Average RPI Loss: 188	RECORD	PCT. RANK	GAMES	SCHEDULE	OF SCHEDULE	RPI	RPI	RPI	RPI
DIV. I ONLY	8- 17	270	3- 7	230	308	297	297	26	26
DIV. I NON-CONF.	2- 10	305	0- 0	295	293	338	338	26	26
TOTALS	RPI 1-25	RPI 26-50	W-L RECORDS	RPI 51-100	RPI 101-150	RPI 150+			
8- 17	0- 0	0- 0	OVERALL	0- 3	0- 3	8- 11			
6- 5	0- 0	0- 0	HOME	0- 2	0- 0	6- 3			
1- 9	0- 0	0- 0	AWAY	0- 1	0- 3	1- 5			
1- 3	0- 0	0- 0	NEUTRAL	0- 0	0- 0	1- 3			
2- 10	0- 0	0- 0	NON-CONFERENCE	0- 1	0- 3	2- 6			
1- 3	0- 0	0- 0	HOME	0- 1	0- 0	1- 2			
0- 4	0- 0	0- 0	AWAY	0- 0	0- 3	0- 1			
1- 3	0- 0	0- 0	NEUTRAL	0- 0	0- 0	1- 3			
6- 7	0- 0	0- 0	CONFERENCE	0- 2	0- 0	6- 5			
5- 2	0- 0	0- 0	HOME	0- 1	0- 0	5- 1			
1- 5	0- 0	0- 0	AWAY	0- 1	0- 0	1- 4			
0- 0	0- 0	0- 0	NEUTRAL	0- 0	0- 0	0- 0			

RPI S	Opponent	Score	RPI S	Opponent	Score	RPI S	Opponent	Score	RPI S	Opponent	Score	Team's RPI: 297
						60	H Western Ky.	63 90	107	A Saint Louis	51 78	
						73	A Belmont	58 74	109	A Kent St.	67 80	
						73	H Belmont	67 73	136	A Wright St.	73 85	
									172	N Western Mich.	59 74	
									191	A Morehead St.	54 80	
									191	H Morehead St.	65 58	
									210	A UNCG	66 81	
									218	H SIUE	75 63	
									220	N Miami (OH)	54 65	
									222	H Akron	57 63	
									230	A Murray St.	64 70	
									251	H Austin Peay	80 71	
									253	H Jacksonville St.	49 54	
									258	A UT Martin	56 66	
									263	A Tennessee Tech	51 53	
									268	H Tennessee St.	66 62	
									272	A Southeast Mo. St.	74 63	
									276	H Bowling Green	57 55	
									288	H Western Caro.	61 72	
									312	H Eastern Ill.	88 85	
									324	N Fort Wayne	59 68	
									339	N Morgan St.	66 58	
LAST 12 Division I GAMES:												
			73	H Belmont	67 73	253	H Jacksonville St.	49 54				
			191	H Morehead St.	65 58	191	A Morehead St.	54 80				
			230	A Murray St.	64 70	268	H Tennessee St.	66 62				
			258	A UT Martin	56 66	73	A Belmont	58 74				
			251	H Austin Peay	80 71	312	H Eastern Ill.	88 85				
			263	A Tennessee Tech	51 53	218	H SIUE	75 63				

Non-Div I Games: Ohio Valley 88 30

Eastern Ky.

Loss, Non-Conf, S Site, H Home A Away N Neutral

Average RPI Win:	279	WON-LOST	WINNING	LAST 10	STRENGTH OF	OPP. STRENGTH	TEAM	ADJ.	CONF.	ADJ CONF.
Average RPI Loss:	127	RECORD	PCT. RANK	GAMES	SCHEDULE	OF SCHEDULE	RPI	RPI	RPI	RPI
DIV. I ONLY	5- 19	312	1- 9	145	146	285	285	10	10	
DIV. I NON-CONF.	4- 7	224	0- 0	203	268	242	242	11	11	
TOTALS	RPI 1-25	RPI 26-50	W-L RECORDS	RPI 51-100	RPI 101-150	RPI 150+				
5- 19	0- 0	0- 3	OVERALL	0- 5	0- 4	5- 7				
3- 8	0- 0	0- 1	HOME	0- 2	0- 1	3- 4				
1- 9	0- 0	0- 1	AWAY	0- 3	0- 2	1- 3				
1- 2	0- 0	0- 1	NEUTRAL	0- 0	0- 1	1- 0				
4- 7	0- 0	0- 1	NON-CONFERENCE	0- 2	0- 1	4- 3				
2- 2	0- 0	0- 0	HOME	0- 0	0- 0	2- 2				
1- 3	0- 0	0- 0	AWAY	0- 2	0- 0	1- 1				
1- 2	0- 0	0- 1	NEUTRAL	0- 0	0- 1	1- 0				
1- 12	0- 0	0- 2	CONFERENCE	0- 3	0- 3	1- 4				
1- 6	0- 0	0- 1	HOME	0- 2	0- 1	1- 2				
0- 6	0- 0	0- 1	AWAY	0- 1	0- 2	0- 2				
0- 0	0- 0	0- 0	NEUTRAL	0- 0	0- 0	0- 0				

RPI 1-25				RPI 26-50				RPI 51-100				RPI 101+ Team's RPI: 285			
RPI	S	Opponent	Score	RPI	S	Opponent	Score	RPI	S	Opponent	Score	RPI	S	Opponent	Score
				41	H	Central Mich.	63 104	68	A	Northern Ill.	73 85	109	A	Kent St.	65 83
				42	N	Tulane	50 62	77	H	Buffalo	52 56	109	H	Kent St.	67 86
				45	A	Ohio	51 68	78	A	Wake Forest	61 89	114	N	Northern Colo.	57 58
								82	H	Toledo	49 66	144	A	Ball St.	49 78
								97	A	Purdue	50 77	156	H	Detroit Mercy	64 77
												172	H	Western Mich.	67 76
												191	A	Morehead St.	73 78
												220	A	Miami (OH)	61 72
												220	H	Miami (OH)	63 79
												222	A	Akron	62 80
												224	H	Monmouth	68 75
												225	H	St. Bonaventure	75 56
												245	N	Georgia St.	69 59
												276	H	Bowling Green	81 74
												317	H	Air Force	65 44
												332	A	Incarnate Word	66 47
LAST 12 Division I GAMES:															
				77	H	Buffalo	52 56	45	A	Ohio	51 68				
				220	H	Miami (OH)	63 79	144	A	Ball St.	49 78				
				109	A	Kent St.	65 83	172	H	Western Mich.	67 76				
				41	H	Central Mich.	63 104	220	A	Miami (OH)	61 72				
				222	A	Akron	62 80	109	H	Kent St.	67 86				
				276	H	Bowling Green	81 74	82	H	Toledo	49 66				

Non-Div I Games: Ferris St. 68 50

Eastern Mich.

Average RPI Win:	244	WON-LOST	WINNING	LAST 10	STRENGTH OF	OPP. STRENGTH	TEAM	ADJ.	CONF.	ADJ CONF.
Average RPI Loss:	87	RECORD	PCT. RANK	GAMES	SCHEDULE	OF SCHEDULE	RPI	RPI	RPI	RPI
DIV. I ONLY	13- 10	132	7- 3	135	217	126	126	19	19	
DIV. I NON-CONF.	4- 6	209	0- 0	39	181	112	112	18	18	
TOTALS	RPI 1-25	RPI 26-50	W-L RECORDS	RPI 51-100	RPI 101-150	RPI 150+				
13- 10	0- 1	0- 3	OVERALL	0- 4	2- 1	11- 1				
6- 3	0- 0	0- 0	HOME	0- 2	2- 1	4- 0				
6- 5	0- 1	0- 1	AWAY	0- 2	0- 0	6- 1				
1- 2	0- 0	0- 2	NEUTRAL	0- 0	0- 0	1- 0				
4- 6	0- 1	0- 3	NON-CONFERENCE	0- 2	0- 0	4- 0				
1- 1	0- 0	0- 0	HOME	0- 1	0- 0	1- 0				
2- 3	0- 1	0- 1	AWAY	0- 1	0- 0	2- 0				
1- 2	0- 0	0- 2	NEUTRAL	0- 0	0- 0	1- 0				
9- 4	0- 0	0- 0	CONFERENCE	0- 2	2- 1	7- 1				
5- 2	0- 0	0- 0	HOME	0- 1	2- 1	3- 0				
4- 2	0- 0	0- 0	AWAY	0- 1	0- 0	4- 1				
0- 0	0- 0	0- 0	NEUTRAL	0- 0	0- 0	0- 0				

RPI 1-25				RPI 26-50				RPI 51-100				RPI 101+ Team's RPI: 126			
RPI	S	Opponent	Score	RPI	S	Opponent	Score	RPI	S	Opponent	Score	RPI	S	Opponent	Score
6	A	Washington	52 100	29	N	Elon	55 76	75	H	Gonzaga	54 73	114	H	Northern Colo.	67 61
				34	N	Drake	78 93	84	A	Montana St.	83 88	122	H	North Dakota	71 75
				42	A	Tulane	51 63	84	H	Montana St.	61 72	129	H	Idaho	67 57
								88	A	Boise St.	64 67	177	H	Idaho St.	58 41
												179	A	CSUN	71 57
												214	H	Weber St.	99 85
												233	A	Portland St.	68 62
												235	N	Furman	68 56
												282	A	Sacramento St.	72 65
												283	A	Southern Utah	67 66
												303	A	Northern Ariz.	47 56
												327	A	Montana	60 46
												327	H	Montana	64 57
												331	A	Utah Valley	83 50
												342	H	Cal St. Fullerton	84 67
LAST 12 Division I GAMES:															
114	H	Northern Colo.	67 61	283	A	Southern Utah	67 66								
122	H	North Dakota	71 75	303	A	Northern Ariz.	47 56								
233	A	Portland St.	68 62	214	H	Weber St.	99 85								
282	A	Sacramento St.	72 65	177	H	Idaho St.	58 41								
84	H	Montana St.	61 72	327	A	Montana	60 46								
327	H	Montana	64 57	84	A	Montana St.	83 88								

Non-Div I Games: Multnomah 88 30

Eastern Wash.

■ Loss,
 ■ Non-Conf,
 ■ S Site,
 ■ Home
 ■ A Away
 N Neutral

Average RPI Win: 156	WON-LOST	WINNING	LAST 10	STRENGTH OF	OPP. STRENGTH	TEAM	ADJ.	CONF.	ADJ CONF.
Average RPI Loss: 52	RECORD	PCT. RANK	GAMES	SCHEDULE	OF SCHEDULE	RPI	RPI	RPI	RPI
DIV. I ONLY	19- 6	39	5- 1	59	85	29	29	8	8
DIV. I NON-CONF.	7- 4	114	2- 0	43	62	42	42	8	8
TOTALS	RPI 1-25	RPI 26-50	W-L RECORDS	RPI 51-100	RPI 101-150	RPI 150+			
19- 6	0- 1	1- 3	OVERALL	3- 1	3- 1	12- 0			
8- 2	0- 0	0- 1	HOME	2- 1	1- 0	5- 0			
9- 4	0- 1	1- 2	AWAY	1- 0	1- 1	6- 0			
2- 0	0- 0	0- 0	NEUTRAL	0- 0	1- 0	1- 0			
7- 4	0- 1	1- 1	NON-CONFERENCE	1- 1	1- 1	4- 0			
2- 1	0- 0	0- 0	HOME	1- 1	0- 0	1- 0			
3- 3	0- 1	1- 1	AWAY	0- 0	0- 1	2- 0			
2- 0	0- 0	0- 0	NEUTRAL	0- 0	1- 0	1- 0			
12- 2	0- 0	0- 2	CONFERENCE	2- 0	2- 0	8- 0			
6- 1	0- 0	0- 1	HOME	1- 0	1- 0	4- 0			
6- 1	0- 0	0- 1	AWAY	1- 0	1- 0	4- 0			
0- 0	0- 0	0- 0	NEUTRAL	0- 0	0- 0	0- 0			

RPI 1-25				RPI 26-50				Team's RPI: 29				RPI 51-100				RPI 101+			
RPI	S	Opponent	Score	RPI	S	Opponent	Score	RPI	S	Opponent	Score	RPI	S	Opponent	Score	RPI	S	Opponent	Score
9	A	Duke	61 68	36	A	Green Bay	56 71	58	A	Drexel	48 45	108	A	North Carolina	73 78				
				39	A	James Madison	54 61	58	H	Drexel	75 65	123	H	Delaware	69 42				
				39	H	James Madison	70 76	66	H	Bucknell	64 58	126	N	Eastern Wash.	76 55				
				41	A	Central Mich.	71 57	78	H	Wake Forest	68 78	150	A	William & Mary	60 58				
												168	A	Northeastern	76 65				
												168	H	Northeastern	70 58				
												183	A	Hofstra	64 53				
												183	H	Hofstra	72 61				
												185	A	Col. of Charleston	84 56				
												185	H	Col. of Charleston	70 57				
												189	A	ETSU	79 51				
												192	H	Towson	83 55				
												208	A	UNCW	66 56				
												211	H	Rutgers	66 54				
												222	N	Akron	65 62				
												245	A	Georgia St.	84 67				
LAST 12 Division I GAMES:																			
41	A	Central Mich.	71 57	192	H	Towson	83 55												
126	N	Eastern Wash.	76 55	183	A	Hofstra	64 53												
183	H	Hofstra	72 61	168	A	Northeastern	76 65												
39	A	James Madison	54 61	150	A	William & Mary	60 58												
168	H	Northeastern	70 58	39	H	James Madison	70 76												
208	A	UNCW	66 56	58	H	Drexel	75 65												

Non-Div I Games: King (TN) 93 47

Elon

Evansville

Through Games Of Feb. 17, 2017

Average RPI Win:	255	WON-LOST	WINNING	LAST 10	STRENGTH OF	OPP. STRENGTH	TEAM	ADJ.	CONF.	ADJ CONF.
Average RPI Loss:	153	RECORD	PCT. RANK	GAMES	SCHEDULE	OF SCHEDULE	RPI	RPI	RPI	RPI
DIV. I ONLY	8- 16	261	2- 8	207	216	267	267	16	16	
DIV. I NON-CONF.	4- 6	209	0- 0	286	297	267	267	14	14	
TOTALS	RPI 1-25	RPI 26-50	W-L RECORDS	RPI 51-100	RPI 101-150	RPI 150+				
8- 16	0- 1	0- 2	OVERALL	0- 3	0- 1	8- 9				
5- 7	0- 0	0- 1	HOME	0- 1	0- 0	5- 5				
3- 9	0- 0	0- 1	AWAY	0- 0	0- 0	3- 1				
0- 0	0- 0	0- 0	NEUTRAL	0- 0	0- 0	0- 0				
4- 6	0- 1	0- 0	NON-CONFERENCE	0- 1	0- 1	4- 3				
2- 3	0- 0	0- 0	HOME	0- 0	0- 0	2- 3				
2- 3	0- 1	0- 0	AWAY	0- 1	0- 1	2- 0				
0- 0	0- 0	0- 0	NEUTRAL	0- 0	0- 0	0- 0				
4- 10	0- 0	0- 2	CONFERENCE	0- 2	0- 0	4- 6				
3- 4	0- 0	0- 1	HOME	0- 1	0- 0	3- 2				
1- 6	0- 0	0- 1	AWAY	0- 1	0- 0	1- 4				
0- 0	0- 0	0- 0	NEUTRAL	0- 0	0- 0	0- 0				

RPI 1-25				RPI 26-50				RPI 51-100				RPI 101+ Team's RPI: 267			
RPI	S	Opponent	Score	RPI	S	Opponent	Score	RPI	S	Opponent	Score	RPI	S	Opponent	Score
13	A	Louisville	47 89	34	A	Drake	65 82	59	A	Northwestern	66 88	144	A	Ball St.	49 84
				34	H	Drake	48 73	65	A	UNI	40 54	161	A	Missouri St.	43 68
								65	H	UNI	36 62	161	H	Missouri St.	41 77
												185	H	Cleveland St.	62 66
												188	A	Southern Ill.	74 61
												188	H	Southern Ill.	63 60
												203	H	Indiana St.	57 41
												209	A	Bradley	52 56
												215	A	Wichita St.	68 69
												215	H	Wichita St.	67 74
												230	A	Murray St.	82 77
												251	H	Austin Peay	68 54
												272	H	Southeast Mo. St.	74 76
												306	A	Illinois St.	58 71
												311	A	Valparaiso	70 65
												312	H	Eastern Ill.	63 73
												316	H	Loyola Chicago	67 36
												349	H	Alabama A&M	63 54
LAST 12 Division I GAMES:															
188	A	Southern Ill.	74 61	306	A	Illinois St.	58 71								
161	A	Missouri St.	43 68	188	H	Southern Ill.	63 60								
215	A	Wichita St.	68 69	215	H	Wichita St.	67 74								
34	H	Drake	48 73	161	H	Missouri St.	41 77								
65	H	UNI	36 62	65	A	UNI	40 54								
209	A	Bradley	52 56	34	A	Drake	65 82								

Non-Div I Games: Oakland City 108 68

Evansville

Loss, Non-Conf, S Site, H Home A Away N Neutral

Average RPI Win:	236	WON-LOST	WINNING	LAST 10	STRENGTH OF	OPP. STRENGTH	TEAM	ADJ.	CONF.	ADJ CONF.
Average RPI Loss:	88	RECORD	PCT. RANK	GAMES	SCHEDULE	OF SCHEDULE	RPI	RPI	RPI	RPI
DIV. I ONLY	19- 7	53	5- 2	202	182	95	95	23	23	
DIV. I NON-CONF.	9- 6	127	0- 1	126	174	107	107	24	24	
TOTALS	RPI 1-25	RPI 26-50	W-L RECORDS	RPI 51-100	RPI 101-150	RPI 150+				
19- 7	0- 0	0- 3	OVERALL	2- 1	1- 2	16- 1				
13- 0	0- 0	0- 0	HOME	2- 0	0- 0	11- 0				
6- 4	0- 0	0- 1	AWAY	0- 1	1- 1	5- 1				
0- 3	0- 0	0- 2	NEUTRAL	0- 0	0- 1	0- 0				
9- 6	0- 0	0- 3	NON-CONFERENCE	1- 0	0- 2	8- 1				
7- 0	0- 0	0- 0	HOME	1- 0	0- 0	6- 0				
2- 3	0- 0	0- 1	AWAY	0- 0	0- 1	2- 1				
0- 3	0- 0	0- 2	NEUTRAL	0- 0	0- 1	0- 0				
10- 1	0- 0	0- 0	CONFERENCE	1- 1	1- 0	8- 0				
6- 0	0- 0	0- 0	HOME	1- 0	0- 0	5- 0				
4- 1	0- 0	0- 0	AWAY	0- 1	1- 0	3- 0				
0- 0	0- 0	0- 0	NEUTRAL	0- 0	0- 0	0- 0				

RPI 1-25			RPI 26-50			RPI 51-100			Team's RPI: 95			RPI 101+			
RPI	S	Opponent	Score	RPI	S	Opponent	Score	RPI	S	Opponent	Score	RPI	S	Opponent	Score
				27	N	Ohio St.	66 79	87	H	Chattanooga	68 55	109	N	Kent St.	64 77
				43	A	Quinnipiac	56 66	92	A	Jacksonville	65 73	114	A	Northern Colo.	74 77
				48	N	George Washington	47 76	92	H	Jacksonville	60 57	119	A	Stetson	84 71
												163	H	UC Riverside	60 45
												170	H	Hampton	60 49
												175	A	Hartford	70 63
												184	A	Illinois	73 82
												190	H	Siena	66 42
												266	H	Savannah St.	89 40
												277	A	Kennesaw St.	75 56
												277	H	Kennesaw St.	69 35
												279	A	North Florida	68 51
												279	H	North Florida	69 46
												280	H	N.C. A&T	67 41
												281	H	FIU	89 42
												294	A	Lipscomb	90 63
												294	H	Lipscomb	98 50
												315	H	NJIT	73 53
												321	H	USC Upstate	93 43
												329	A	Fla. Atlantic	65 50
LAST 12 Division I GAMES:															
				48	N	George Washington	47 76	92	H	Jacksonville	60 57				
				294	H	Lipscomb	98 50	321	H	USC Upstate	93 43				
				277	H	Kennesaw St.	69 35	315	H	NJIT	73 53				
				279	H	North Florida	69 46	277	A	Kennesaw St.	75 56				
				92	A	Jacksonville	65 73	294	A	Lipscomb	90 63				
				279	A	North Florida	68 51	119	A	Stetson	84 71				

Non-Div I Games: St. Thomas (FL) 71 48 Ave Maria 101 34

FGCU

Loss, Non-Conf, S Site, H Home A Away N Neutral

Average RPI Win:	292	WON-LOST	WINNING	LAST 10	STRENGTH OF	OPP. STRENGTH	TEAM	ADJ.	CONF.	ADJ CONF.
Average RPI Loss:	129	RECORD	PCT. RANK	GAMES	SCHEDULE	OF SCHEDULE	RPI	RPI	RPI	RPI
DIV. I ONLY	5- 19	312	2- 8	102	195	281	281	14	14	
DIV. I NON-CONF.	2- 9	293	0- 0	28	250	243	243	16	16	
TOTALS	RPI 1-25	RPI 26-50	W-L RECORDS	RPI 51-100	RPI 101-150	RPI 150+				
5- 19	0- 1	0- 1	OVERALL	0- 5	0- 4	5- 8				
4- 11	0- 1	0- 0	HOME	0- 2	0- 4	4- 4				
1- 8	0- 0	0- 1	AWAY	0- 3	0- 0	1- 4				
0- 0	0- 0	0- 0	NEUTRAL	0- 0	0- 0	0- 0				
2- 9	0- 1	0- 1	NON-CONFERENCE	0- 3	0- 1	2- 3				
2- 7	0- 1	0- 0	HOME	0- 2	0- 1	2- 3				
0- 2	0- 0	0- 1	AWAY	0- 1	0- 0	0- 0				
0- 0	0- 0	0- 0	NEUTRAL	0- 0	0- 0	0- 0				
3- 10	0- 0	0- 0	CONFERENCE	0- 2	0- 3	3- 5				
2- 4	0- 0	0- 0	HOME	0- 0	0- 3	2- 1				
1- 6	0- 0	0- 0	AWAY	0- 2	0- 0	1- 4				
0- 0	0- 0	0- 0	NEUTRAL	0- 0	0- 0	0- 0				

RPI 1-25				RPI 26-50				RPI 51-100				RPI 101+ Team's RPI: 281			
RPI	S	Opponent	Score	RPI	S	Opponent	Score	RPI	S	Opponent	Score	RPI	S	Opponent	Score
19	H	Miami (FL)	49 69	32	A	South Fla.	41 91	56	H	Georgetown	53 66	101	H	Charlotte	54 101
								60	A	Western Ky.	38 90	116	H	UCF	52 69
								76	A	Middle Tenn.	43 95	120	H	Southern Miss.	37 75
								92	H	Jacksonville	56 71	127	H	Old Dominion	64 86
								95	A	FGCU	42 89	166	H	UTSA	61 70
												171	A	Rice	55 74
												180	A	UAB	68 82
												181	H	George Mason	51 67
												195	A	North Texas	49 69
												201	H	Texas Southern	62 70
												212	H	Robert Morris	59 57
												214	H	Weber St.	61 64
												255	A	Marshall	52 70
												289	H	Massachusetts	58 57
												300	H	UTEP	88 87
												329	A	Fla. Atlantic	65 60
												329	H	Fla. Atlantic	74 65
LAST 12 Division I GAMES:															
120	H	Southern Miss.	37 75	180	A	UAB	68 82								
195	A	North Texas	49 69	76	A	Middle Tenn.	43 95								
171	A	Rice	55 74	166	H	UTSA	61 70								
101	H	Charlotte	54 101	300	H	UTEP	88 87								
127	H	Old Dominion	64 86	329	H	Fla. Atlantic	74 65								
329	A	Fla. Atlantic	65 60	60	A	Western Ky.	38 90								

Non-Div I Games:

FIU

■ Loss,
 ■ Non-Conf,
 S Site,
 ■ Home
 ■ Away
 N Neutral

Fairfield

Through Games Of Feb. 17, 2017

Average RPI Win:	233	WON-LOST	WINNING	LAST 10	STRENGTH OF	OPP. STRENGTH	TEAM	ADJ.	CONF.	ADJ CONF.
Average RPI Loss:	169	RECORD	PCT. RANK	GAMES	SCHEDULE	OF SCHEDULE	RPI	RPI	RPI	RPI
DIV. I ONLY	14- 12	152	6- 4	265	207	187	187	18	18	
DIV. I NON-CONF.	3- 6	230	0- 0	220	259	235	235	17	17	
TOTALS	RPI 1-25	RPI 26-50	W-L RECORDS	RPI 51-100	RPI 101-150	RPI 150+				
14- 12	0- 2	1- 1	OVERALL	0- 0	1- 1	12- 8				
7- 4	0- 0	1- 0	HOME	0- 0	0- 0	6- 4				
7- 8	0- 2	0- 1	AWAY	0- 0	1- 1	6- 4				
0- 0	0- 0	0- 0	NEUTRAL	0- 0	0- 0	0- 0				
3- 6	0- 2	0- 0	NON-CONFERENCE	0- 0	0- 1	3- 3				
1- 2	0- 0	0- 0	HOME	0- 0	0- 0	1- 2				
2- 4	0- 2	0- 0	AWAY	0- 0	0- 1	2- 1				
0- 0	0- 0	0- 0	NEUTRAL	0- 0	0- 0	0- 0				
11- 6	0- 0	1- 1	CONFERENCE	0- 0	1- 0	9- 5				
6- 2	0- 0	1- 0	HOME	0- 0	0- 0	5- 2				
5- 4	0- 0	0- 1	AWAY	0- 0	1- 0	4- 3				
0- 0	0- 0	0- 0	NEUTRAL	0- 0	0- 0	0- 0				

RPI 1-25				RPI 26-50				RPI 51-100				RPI 101+ Team's RPI: 187			
RPI	S	Opponent	Score	RPI	S	Opponent	Score	RPI	S	Opponent	Score	RPI	S	Opponent	Score
23	A	Temple	59 73	43	A	Quinnipiac	55 60					115	A	Rider	68 67
25	A	Harvard	44 58	43	H	Quinnipiac	65 52					145	A	Albany (NY)	45 59
												152	H	Iona	68 59
												165	A	La Salle	61 68
												190	A	Siena	52 67
												190	H	Siena	61 57
												198	H	Sacred Heart	44 56
												224	A	Monmouth	71 68
												224	H	Monmouth	53 60
												229	A	Marist	55 71
												229	H	Marist	62 68
												231	A	Niagara	65 55
												231	H	Niagara	66 63
												250	H	Loyola Maryland	58 57
												252	A	Canisius	49 63
												271	A	Manhattan	64 43
												271	H	Manhattan	71 56
												304	A	Mt. St. Mary's	70 57
												309	H	Rhode Island	65 72
												320	A	Saint Peter's	56 39
												320	H	Saint Peter's	50 38
												343	A	UMass Lowell	65 41
LAST 12 Division I GAMES:															
229	H	Marist	62 68	224	H	Monmouth	53 60								
320	A	Saint Peter's	56 39	252	A	Canisius	49 63								
271	A	Manhattan	64 43	231	A	Niagara	65 55								
320	H	Saint Peter's	50 38	43	A	Quinnipiac	55 60								
43	H	Quinnipiac	65 52	115	A	Rider	68 67								
231	H	Niagara	66 63	271	H	Manhattan	71 56								

Non-Div I Games:

Fairfield

■ Loss,
■ Non-Conf,
■ S Site,
■ H Home
■ A Away
N Neutral

Ralphie Brimmon				Through Games of Feb. 17, 1917						
Average RPI Win:	312	WON-LOST	WINNING	LAST 10	STRENGTH OF	OPP. STRENGTH	TEAM	ADJ.	CONF.	ADJ CONF.
Average RPI Loss:	269	RECORD	PCT. RANK	GAMES	SCHEDULE	OF SCHEDULE	RPI	RPI	RPI	RPI
DIV. I ONLY	8- 16	261	5- 5	349	345	341	341	31	31	
DIV. I NON-CONF.	2- 8	288	0- 0	349	341	347	347	32	32	
TOTALS	RPI 1-25	RPI 26-50	W-L RECORDS	RPI 51-100	RPI 101-150	RPI 150+				
8- 16	0- 0	0- 0	OVERALL	0- 0	0- 1	8- 15				
4- 8	0- 0	0- 0	HOME	0- 0	0- 0	4- 8				
4- 8	0- 0	0- 0	AWAY	0- 0	0- 1	4- 6				
0- 0	0- 0	0- 0	NEUTRAL	0- 0	0- 0	0- 0				
2- 8	0- 0	0- 0	NON-CONFERENCE	0- 0	0- 1	2- 7				
1- 3	0- 0	0- 0	HOME	0- 0	0- 0	1- 3				
1- 5	0- 0	0- 0	AWAY	0- 0	0- 1	1- 4				
0- 0	0- 0	0- 0	NEUTRAL	0- 0	0- 0	0- 0				
6- 8	0- 0	0- 0	CONFERENCE	0- 0	0- 0	6- 8				
3- 5	0- 0	0- 0	HOME	0- 0	0- 0	3- 5				
3- 3	0- 0	0- 0	AWAY	0- 0	0- 0	3- 3				
0- 0	0- 0	0- 0	NEUTRAL	0- 0	0- 0	0- 0				

RPI 1-25				RPI 26-50				RPI 51-100				RPI 101+				Team's RPI: 341	
RPI	S	Opponent	Score	RPI	S	Opponent	Score	RPI	S	Opponent	Score	RPI	S	Opponent	Score		
												148	A	New Mexico	56	83	
												160	A	Army West Point	58	86	
												198	H	Sacred Heart	58	56	
												202	H	Binghamton	69	80	
												212	H	Robert Morris	64	66	
												224	A	Monmouth	63	72	
												259	H	Howard	68	71	
												262	H	Saint Francis (PA)	79	82	
												287	A	Bryant	48	50	
												287	H	Bryant	48	56	
												304	A	Mt. St. Mary's	50	61	
												314	A	Central Conn. St.	49	68	
												314	H	Central Conn. St.	77	64	
												315	A	NJIT	66	61	
												317	H	Air Force	48	56	
												320	A	Saint Peter's	43	65	
												323	A	St. Francis Brooklyn	59	58	
												323	H	St. Francis Brooklyn	59	66	
												334	A	Wagner	59	53	
												334	H	Wagner	66	74	
												336	H	Longwood	75	59	
												338	A	LIU Brooklyn	67	54	
												338	H	LIU Brooklyn	64	46	
												343	A	UMass Lowell	55	61	
LAST 12 Division I GAMES:																	
												314	H	Central Conn. St.	77	64	
												338	A	LIU Brooklyn	67	54	
												198	H	Sacred Heart	58	56	
												334	H	Wagner	66	74	
												287	A	Bryant	48	50	
												323	A	St. Francis Brooklyn	59	58	
												323	H	St. Francis Brooklyn	59	66	
												304	A	Mt. St. Mary's	50	61	
												314	A	Central Conn. St.	49	68	
												287	H	Bryant	48	56	
												334	A	Wagner	59	53	

Non-Div I Games: Queens (NY)

54

70

Fairleigh Dickinson

Loss, Non-Conf, S Site, H Home A Away N Neutral

Average RPI Win:	268	WON-LOST	WINNING	LAST 10	STRENGTH OF	OPP. STRENGTH	TEAM	ADJ.	CONF.	ADJ CONF.
Average RPI Loss:	181	RECORD	PCT. RANK	GAMES	SCHEDULE	OF SCHEDULE	RPI	RPI	RPI	RPI
DIV. I ONLY	3- 20	334	0- 10	235	238	329	329	14	14	
DIV. I NON-CONF.	3- 7	250	0- 0	214	343	306	306	16	16	
TOTALS	RPI 1-25	RPI 26-50	W-L RECORDS	RPI 51-100	RPI 101-150	RPI 150+				
3- 20	0- 0	0- 0	OVERALL	0- 4	0- 3	3- 13				
3- 9	0- 0	0- 0	HOME	0- 1	0- 2	3- 6				
0- 11	0- 0	0- 0	AWAY	0- 3	0- 1	0- 7				
0- 0	0- 0	0- 0	NEUTRAL	0- 0	0- 0	0- 0				
3- 7	0- 0	0- 0	NON-CONFERENCE	0- 2	0- 1	3- 4				
3- 3	0- 0	0- 0	HOME	0- 1	0- 0	3- 2				
0- 4	0- 0	0- 0	AWAY	0- 1	0- 1	0- 2				
0- 0	0- 0	0- 0	NEUTRAL	0- 0	0- 0	0- 0				
0- 13	0- 0	0- 0	CONFERENCE	0- 2	0- 2	0- 9				
0- 6	0- 0	0- 0	HOME	0- 0	0- 2	0- 4				
0- 7	0- 0	0- 0	AWAY	0- 2	0- 0	0- 5				
0- 0	0- 0	0- 0	NEUTRAL	0- 0	0- 0	0- 0				

RPI S	Opponent	Score	RPI S	Opponent	Score	RPI S	Opponent	Score	RPI S	Opponent	Score	Team's RPI: 329
						60	A Western Ky.	55 76	101	H Charlotte	66 72	
						76	A Middle Tenn.	69 87	113	A Arizona	67 77	
						95	H FGCU	50 65	127	H Old Dominion	73 93	
						99	A Mercer	57 74	157	H Louisiana Tech	52 76	
									166	H UTSA	62 72	
									171	A Rice	55 89	
									180	A UAB	55 66	
									195	A North Texas	57 79	
									203	H Indiana St.	70 67	
									216	A Grand Canyon	60 81	
									228	H Richmond	67 77	
									249	H UMES	59 76	
									253	H Jacksonville St.	63 55	
									255	A Marshall	53 76	
									279	A North Florida	88 95	
									281	A FIU	65 74	
									281	H FIU	60 65	
									300	H UTEP	50 51	
									347	H Jackson St.	67 58	
LAST 12 Division I GAMES:												
			157	H Louisiana Tech	52 76		76	A Middle Tenn.	69 87			
			171	A Rice	55 89		180	A UAB	55 66			
			195	A North Texas	57 79		300	H UTEP	50 51			
			127	H Old Dominion	73 93		166	H UTSA	62 72			
			101	H Charlotte	66 72		281	A FIU	65 74			
			281	H FIU	60 65		255	A Marshall	53 76			

Non-Div I Games: Fla. Memorial 84 64

Fla. Atlantic

Average RPI Win:	188	WON-LOST	WINNING	LAST 10	STRENGTH OF	OPP. STRENGTH	TEAM	ADJ.	CONF.	ADJ CONF.
Average RPI Loss:	30	RECORD	PCT. RANK	GAMES	SCHEDULE	OF SCHEDULE	RPI	RPI	RPI	RPI
DIV. I ONLY	13- 13	169	4- 6	47	45	80	80	2	2	
DIV. I NON-CONF.	9- 4	85	0- 0	145	158	63	63	2	2	
TOTALS	RPI 1-25	RPI 26-50	W-L RECORDS	RPI 51-100	RPI 101-150	RPI 150+				
13- 13	1- 7	0- 4	OVERALL	3- 1	3- 1	6- 0				
2- 6	0- 3	0- 2	HOME	0- 0	1- 1	1- 0				
5- 6	0- 4	0- 1	AWAY	3- 1	1- 0	1- 0				
6- 1	1- 0	0- 1	NEUTRAL	0- 0	1- 0	4- 0				
9- 4	1- 1	0- 2	NON-CONFERENCE	1- 1	1- 0	6- 0				
1- 0	0- 0	0- 0	HOME	0- 0	0- 0	1- 0				
2- 3	0- 1	0- 1	AWAY	1- 1	0- 0	1- 0				
6- 1	1- 0	0- 1	NEUTRAL	0- 0	1- 0	4- 0				
4- 9	0- 6	0- 2	CONFERENCE	2- 0	2- 1	0- 0				
1- 6	0- 3	0- 2	HOME	0- 0	1- 1	0- 0				
3- 3	0- 3	0- 0	AWAY	2- 0	1- 0	0- 0				
0- 0	0- 0	0- 0	NEUTRAL	0- 0	0- 0	0- 0				

RPI 1-25				RPI 26-50				RPI 51-100				Team's RPI: 80				RPI 101+			
RPI	S	Opponent	Score	RPI	S	Opponent	Score	RPI	S	Opponent	Score	RPI	S	Opponent	Score	RPI	S	Opponent	Score
3	H	South Carolina	62 81	26	H	Missouri	67 74	59	A	Northwestern	68 73	106	H	Ole Miss	75 84				
4	A	Mississippi St.	49 82	31	A	Arizona St.	63 69	87	A	Chattanooga	72 61	118	N	Long Beach St.	83 53				
10	A	Florida St.	58 83	38	H	Auburn	75 82	91	A	Georgia	76 68	128	A	Alabama	66 56				
16	A	Texas A&M	76 84	40	N	Indiana	88 102	94	A	Vanderbilt	93 73	137	H	Arkansas	57 53				
16	H	Texas A&M	59 67									242	N	Wofford	74 51				
18	H	Tennessee	75 84									244	N	South Ala.	85 33				
23	N	Temple	83 76									280	N	N.C. A&T	67 38				
24	A	LSU	67 78									325	A	Arkansas St.	71 60				
												333	H	Southeastern La.	102 51				
												344	N	Florida A&M	78 65				
LAST 12 Division I GAMES:																			
				26	H	Missouri	67 74	18	H	Tennessee	75 84								
				128	A	Alabama	66 56	91	A	Georgia	76 68								
				137	H	Arkansas	57 53	16	H	Texas A&M	59 67								
				106	H	Ole Miss	75 84	4	A	Mississippi St.	49 82								
				16	A	Texas A&M	76 84	3	H	South Carolina	62 81								
				94	A	Vanderbilt	93 73	24	A	LSU	67 78								

Non-Div I Games:

Florida

■ Loss,
 ■ Non-Conf,
 ■ S Site,
 ■ Home
 ■ Away
 N Neutral

Average RPI Win:	314	WON-LOST	WINNING	LAST 10	STRENGTH OF	OPP. STRENGTH	TEAM	ADJ.	CONF.	ADJ CONF.
Average RPI Loss:	242	RECORD	PCT. RANK	GAMES	SCHEDULE	OF SCHEDULE	RPI	RPI	RPI	RPI
DIV. I ONLY	6- 17	296	6- 4	347	340	344	344	32	32	
DIV. I NON-CONF.	0- 11	335	0- 0	315	307	349	349	31	31	
TOTALS	RPI 1-25	RPI 26-50	W-L RECORDS	RPI 51-100	RPI 101-150	RPI 150+				
6- 17	0- 0	0- 0	OVERALL	0- 1	0- 1	6- 15				
4- 6	0- 0	0- 0	HOME	0- 0	0- 0	4- 6				
2- 7	0- 0	0- 0	AWAY	0- 0	0- 1	2- 6				
0- 4	0- 0	0- 0	NEUTRAL	0- 1	0- 0	0- 3				
0- 11	0- 0	0- 0	NON-CONFERENCE	0- 1	0- 1	0- 9				
0- 4	0- 0	0- 0	HOME	0- 0	0- 0	0- 4				
0- 3	0- 0	0- 0	AWAY	0- 0	0- 1	0- 2				
0- 4	0- 0	0- 0	NEUTRAL	0- 1	0- 0	0- 3				
6- 6	0- 0	0- 0	CONFERENCE	0- 0	0- 0	6- 6				
4- 2	0- 0	0- 0	HOME	0- 0	0- 0	4- 2				
2- 4	0- 0	0- 0	AWAY	0- 0	0- 0	2- 4				
0- 0	0- 0	0- 0	NEUTRAL	0- 0	0- 0	0- 0				

RPI 1-25			RPI 26-50			RPI 51-100			RPI 101+			Team's RPI: 344
RPI	S	Opponent	Score	RPI	S	Opponent	Score	RPI	S	Opponent	Score	
						80 N Florida	65 78	128 A		Alabama	46 81	
								158 H		Omaha	50 70	
								191 H		Morehead St.	48 53	
								221 H		Bethune-Cookman	41 64	
								228 N		Richmond	51 64	
								249 H		UMES	59 49	
								253 N		Jacksonville St.	54 66	
								255 A		Marshall	67 77	
								259 A		Howard	58 72	
								259 H		Howard	55 51	
								266 A		Savannah St.	52 56	
								274 N		Stony Brook	49 80	
								279 A		North Florida	60 71	
								280 A		N.C. A&T	57 65	
								288 H		Western Caro.	61 62	
								298 H		Coppin St.	62 70	
								312 H		Eastern Ill.	50 66	
								339 A		Morgan St.	61 26	
								339 H		Morgan St.	51 48	
								340 A		N.C. Central	49 52	
								348 A		Delaware St.	65 56	
								348 H		Delaware St.	69 61	
LAST 12 Division I GAMES:												
340 A		N.C. Central	49 52	249 H		UMES	59 49					
280 A		N.C. A&T	57 65	221 H		Bethune-Cookman	41 64					
348 H		Delaware St.	69 61	266 A		Savannah St.	52 56					
259 H		Howard	55 51	339 H		Morgan St.	51 48					
339 A		Morgan St.	61 26	298 H		Coppin St.	62 70					
348 A		Delaware St.	65 56	259 A		Howard	58 72					

Non-Div I Games: Thomas (GA) 74 65 Stillman 69 59

Florida A&M

Loss, Non-Conf, S Site, H Home A Away N Neutral

Average RPI Win: 108		WON-LOST	WINNING	LAST 10	STRENGTH OF	OPP. STRENGTH	TEAM	ADJ.	CONF.	ADJ CONF.
Average RPI Loss: 23		RECORD	PCT. RANK	GAMES	SCHEDULE	OF SCHEDULE	RPI	RPI	RPI	RPI
DIV. I ONLY		23- 4	10	8- 2	9	35	10	10	3	3
DIV. I NON-CONF.		12- 2	21	0- 1	35	50	15	15	4	4
TOTALS		RPI 1-25	RPI 26-50		W-L RECORDS		RPI 51-100	RPI 101-150	RPI 150+	
23- 4		4- 2	3- 1		OVERALL		8- 1	2- 0	6- 0	
11- 3		3- 2	2- 1		HOME		3- 0	0- 0	3- 0	
9- 1		1- 0	0- 0		AWAY		4- 1	2- 0	2- 0	
3- 0		0- 0	1- 0		NEUTRAL		1- 0	0- 0	1- 0	
12- 2		0- 2	2- 0		NON-CONFERENCE		5- 0	0- 0	5- 0	
6- 2		0- 2	1- 0		HOME		2- 0	0- 0	3- 0	
3- 0		0- 0	0- 0		AWAY		2- 0	0- 0	1- 0	
3- 0		0- 0	1- 0		NEUTRAL		1- 0	0- 0	1- 0	
11- 2		4- 0	1- 1		CONFERENCE		3- 1	2- 0	1- 0	
5- 1		3- 0	1- 1		HOME		1- 0	0- 0	0- 0	
6- 1		1- 0	0- 0		AWAY		2- 1	2- 0	1- 0	
0- 0		0- 0	0- 0		NEUTRAL		0- 0	0- 0	0- 0	

RPI	S	Opponent	Score	RPI	S	Opponent	Score	RPI	S	Opponent	Score	RPI	S	Opponent	Score
1	H	UConn	76 78	30	H	North Carolina St.	61 70	53	A	Georgia Tech	69 63	108	A	North Carolina	90 77
5	H	Texas	88 92	33	H	Syracuse	77 58	55	A	Virginia	51 60	111	A	Clemson	86 27
9	H	Duke	69 45	35	N	Michigan	76 62	62	A	Minnesota	75 61	167	A	Boston College	85 53
13	H	Louisville	72 65	39	H	James Madison	84 64	74	A	Virginia Tech	82 54	180	A	UAB	93 47
19	A	Miami (FL)	81 66					75	N	Gonzaga	87 69	253	H	Jacksonville St.	73 62
19	H	Miami (FL)	80 71					78	H	Wake Forest	102 60	279	H	North Florida	95 39
								80	H	Florida	83 58	288	H	Western Caro.	90 41
								92	H	Jacksonville	90 47	328	N	Winthrop	98 35
								99	A	Mercer	83 40				
LAST 12 Division I GAMES:															
55	A	Virginia	51 60	74	A	Virginia Tech	82 54								
5	H	Texas	88 92	33	H	Syracuse	77 58								
78	H	Wake Forest	102 60	111	A	Clemson	86 27								
19	H	Miami (FL)	80 71	13	H	Louisville	72 65								
167	A	Boston College	85 53	9	H	Duke	69 45								
53	A	Georgia Tech	69 63	108	A	North Carolina	90 77								

Non-Div I Games:

Florida St.

■ Loss,
 ■ Non-Conf, S Site,
 ■ Home
 ■ Away
 N Neutral

Average RPI Win:	201	WON-LOST	WINNING	LAST 10	STRENGTH OF	OPP. STRENGTH	TEAM	ADJ.	CONF.	ADJ CONF.
Average RPI Loss:	106	RECORD	PCT. RANK	GAMES	SCHEDULE	OF SCHEDULE	RPI	RPI	RPI	RPI
DIV. I ONLY	18- 10	95	5- 5	180	99	125	125	12	12	
DIV. I NON-CONF.	9- 5	112	0- 0	105	85	115	115	12	12	
TOTALS	RPI 1-25	RPI 26-50	W-L RECORDS	RPI 51-100	RPI 101-150	RPI 150+				
18- 10	0- 1	1- 1	OVERALL	1- 4	3- 2	13- 2				
14- 3	0- 0	1- 0	HOME	1- 2	3- 1	9- 0				
3- 6	0- 1	0- 1	AWAY	0- 0	0- 0	3- 0				
1- 1	0- 0	0- 0	NEUTRAL	0- 1	0- 0	1- 0				
9- 5	0- 1	1- 0	NON-CONFERENCE	0- 3	2- 0	6- 1				
8- 2	0- 0	1- 0	HOME	0- 2	2- 0	5- 0				
0- 2	0- 1	0- 0	AWAY	0- 0	0- 0	0- 1				
1- 1	0- 0	0- 0	NEUTRAL	0- 1	0- 0	1- 0				
9- 5	0- 0	0- 1	CONFERENCE	1- 1	1- 2	7- 1				
6- 1	0- 0	0- 0	HOME	1- 0	1- 1	4- 0				
3- 4	0- 0	0- 1	AWAY	0- 1	0- 1	3- 1				
0- 0	0- 0	0- 0	NEUTRAL	0- 0	0- 0	0- 0				

RPI 1-25				RPI 26-50				RPI 51-100				RPI 101+ Team's RPI: 125			
RPI	S	Opponent	Score	RPI	S	Opponent	Score	RPI	S	Opponent	Score	RPI	S	Opponent	Score
2	A	Notre Dame	36 67	47	H	Little Rock	65 43	67	H	St. John's (NY)	45 59	107	A	Saint Louis	58 82
				48	A	George Washington	46 63	77	H	Buffalo	54 58	117	H	Duquesne	64 51
								93	N	Texas Tech	50 59	121	H	Princeton	57 55
								98	A	Saint Joseph's	44 47	141	H	VCU	58 61
								98	H	Saint Joseph's	44 39	145	H	Albany (NY)	89 82
												152	A	Iona	46 55
												167	H	Boston College	56 49
												181	A	George Mason	53 49
												217	N	Grambling	59 53
												225	A	St. Bonaventure	60 44
												225	H	St. Bonaventure	57 45
												228	H	Richmond	67 41
												231	H	Niagara	92 69
												235	H	Furman	60 47
												236	H	UNC Asheville	55 42
												271	H	Manhattan	63 60
												275	A	Davidson	51 52
												275	H	Davidson	85 72
												289	H	Massachusetts	74 43
												309	A	Rhode Island	74 69
LAST 12 Division I GAMES:															
275	A	Davidson	51 52	141	H	VCU	58 61								
289	H	Massachusetts	74 43	98	A	Saint Joseph's	44 47								
98	H	Saint Joseph's	44 39	225	A	St. Bonaventure	60 44								
225	H	St. Bonaventure	57 45	228	H	Richmond	67 41								
48	A	George Washington	46 63	181	A	George Mason	53 49								
107	A	Saint Louis	58 82	275	H	Davidson	85 72								

Non-Div I Games:

Fordham

■ Loss,
 ■ Non-Conf,
 S Site,
 ■ Home
 ■ Away
 N Neutral

Fort Wayne

Through Games Of Feb. 17, 2017

Average RPI Win:	267	WON-LOST	WINNING	LAST 10	STRENGTH OF	OPP. STRENGTH	TEAM	ADJ.	CONF.	ADJ CONF.
Average RPI Loss:	162	RECORD	PCT. RANK	GAMES	SCHEDULE	OF SCHEDULE	RPI	RPI	RPI	RPI
DIV. I ONLY	4- 20	324	2- 8	258	155	324	324	11	11	
DIV. I NON-CONF.	2- 9	293	0- 0	287	218	314	314	9	9	
TOTALS	RPI 1-25	RPI 26-50	W-L RECORDS	RPI 51-100	RPI 101-150	RPI 150+				
4- 20	0- 0	0- 1	OVERALL	0- 5	0- 4	4- 10				
2- 8	0- 0	0- 0	HOME	0- 4	0- 1	2- 3				
1- 11	0- 0	0- 1	AWAY	0- 1	0- 3	1- 6				
1- 1	0- 0	0- 0	NEUTRAL	0- 0	0- 0	1- 1				
2- 9	0- 0	0- 0	NON-CONFERENCE	0- 1	0- 2	2- 6				
0- 3	0- 0	0- 0	HOME	0- 1	0- 0	0- 2				
1- 5	0- 0	0- 0	AWAY	0- 0	0- 2	1- 3				
1- 1	0- 0	0- 0	NEUTRAL	0- 0	0- 0	1- 1				
2- 11	0- 0	0- 1	CONFERENCE	0- 4	0- 2	2- 4				
2- 5	0- 0	0- 0	HOME	0- 3	0- 1	2- 1				
0- 6	0- 0	0- 1	AWAY	0- 1	0- 1	0- 3				
0- 0	0- 0	0- 0	NEUTRAL	0- 0	0- 0	0- 0				

RPI 1-25				RPI 26-50				RPI 51-100				RPI 101+				Team's RPI: 324	
RPI	S	Opponent	Score	RPI	S	Opponent	Score	RPI	S	Opponent	Score	RPI	S	Opponent	Score		
				37	A	South Dakota St.	51 73	61	H	IUPUI	48 62	109	A	Kent St.	55 66		
								63	A	South Dakota	59 87	136	A	Wright St.	51 62		
								63	H	South Dakota	55 82	149	A	Oral Roberts	56 82		
								73	H	Belmont	59 85	149	H	Oral Roberts	59 75		
								81	H	Western Ill.	53 75	158	A	Omaha	49 63		
												158	H	Omaha	65 62		
												159	H	Oakland	61 82		
												172	A	Western Mich.	35 61		
												184	A	Illinois	33 56		
												220	N	Miami (OH)	47 69		
												239	A	Butler	64 70		
												273	H	Coastal Caro.	57 72		
												291	A	North Dakota St.	56 68		
												291	H	North Dakota St.	72 68		
												297	N	Eastern Ky.	68 59		
												308	A	Denver	50 78		
												308	H	Denver	72 78		
												322	A	Ill.-Chicago	61 55		
LAST 12 Division I GAMES:																	
				158	A	Omaha	49 63	149	H	Oral Roberts	59 75						
				291	H	North Dakota St.	72 68	63	A	South Dakota	59 87						
				63	H	South Dakota	55 82	308	H	Denver	72 78						
				308	A	Denver	50 78	291	A	North Dakota St.	56 68						
				61	H	IUPUI	48 62	37	A	South Dakota St.	51 73						
				158	H	Omaha	65 62	149	A	Oral Roberts	56 82						

Non-Div I Games: Defiance 76 58 Trine 71 80

Fort Wayne

Loss, Non-Conf, S Site, H Home A Away N Neutral

Average RPI Win:	230	WON-LOST	WINNING	LAST 10	STRENGTH OF	OPP. STRENGTH	TEAM	ADJ.	CONF.	ADJ CONF.
Average RPI Loss:	120	RECORD	PCT. RANK	GAMES	SCHEDULE	OF SCHEDULE	RPI	RPI	RPI	RPI
DIV. I ONLY	12- 11	159	5- 5	171	169	169	169	13	13	
DIV. I NON-CONF.	5- 4	143	0- 0	134	175	142	142	15	15	
TOTALS	RPI 1-25	RPI 26-50	W-L RECORDS	RPI 51-100	RPI 101-150	RPI 150+				
12- 11	0- 1	0- 0	OVERALL	2- 5	1- 1	9- 4				
5- 6	0- 0	0- 0	HOME	1- 2	1- 1	3- 3				
5- 5	0- 1	0- 0	AWAY	0- 3	0- 0	5- 1				
2- 0	0- 0	0- 0	NEUTRAL	1- 0	0- 0	1- 0				
5- 4	0- 1	0- 0	NON-CONFERENCE	1- 1	1- 0	3- 2				
1- 3	0- 0	0- 0	HOME	0- 1	1- 0	0- 2				
2- 1	0- 1	0- 0	AWAY	0- 0	0- 0	2- 0				
2- 0	0- 0	0- 0	NEUTRAL	1- 0	0- 0	1- 0				
7- 7	0- 0	0- 0	CONFERENCE	1- 4	0- 1	6- 2				
4- 3	0- 0	0- 0	HOME	1- 1	0- 1	3- 1				
3- 4	0- 0	0- 0	AWAY	0- 3	0- 0	3- 1				
0- 0	0- 0	0- 0	NEUTRAL	0- 0	0- 0	0- 0				

RPI S	Opponent	Score	RPI S	Opponent	Score	RPI S	Opponent	Score	RPI S	Opponent	Score	Team's RPI: 169
6	A Washington	54 85				54	A Colorado St.	56 73	139	H San Francisco	61 48	
						54	H Colorado St.	64 66	148	H New Mexico	54 80	
						64	H Utah	55 65	179	H CSUN	57 61	
						73	N Belmont	62 53	193	H Utah St.	47 52	
						88	A Boise St.	66 67	194	A San Jose St.	68 77	
						100	A Wyoming	48 70	194	H San Jose St.	88 74	
						100	H Wyoming	52 47	214	A Weber St.	60 57	
									234	A Pacific	74 67	
									243	H UC Santa Barbara	49 50	
									269	A San Diego St.	59 51	
									286	A Nevada	71 70	
									286	H Nevada	68 54	
									317	A Air Force	72 56	
									317	H Air Force	63 40	
									326	N UC Irvine	63 45	
LAST 12 Division I GAMES:												
194	A San Jose St.	68 77	286	H Nevada	68 54							
54	H Colorado St.	64 66	54	A Colorado St.	56 73							
100	H Wyoming	52 47	88	A Boise St.	66 67							
269	A San Diego St.	59 51	317	H Air Force	63 40							
317	A Air Force	72 56	194	H San Jose St.	88 74							
193	H Utah St.	47 52	100	A Wyoming	48 70							

Non-Div I Games: Biola 71 50 Cal St. Dom. Hills 73 60

Fresno St.





Loss, Non-Conf, S Site, H Home A Away N Neutral

Average RPI Win: 252	WON-LOST	WINNING	LAST 10	STRENGTH OF	OPP. STRENGTH	TEAM	ADJ.	CONF.	ADJ CONF.
Average RPI Loss: 161	RECORD	PCT. RANK	GAMES	SCHEDULE	OF SCHEDULE	RPI	RPI	RPI	RPI
DIV. I ONLY	11- 13	198	3- 4	272	212	235	235	17	17
DIV. I NON-CONF.	4- 9	248	0- 1	279	223	308	308	20	20
TOTALS	RPI 1-25	RPI 26-50	W-L RECORDS	RPI 51-100	RPI 101-150	RPI 150+			
11- 13	0- 0	0- 1	OVERALL	1- 3	0- 3	10- 6			
9- 3	0- 0	0- 0	HOME	1- 0	0- 1	8- 2			
2- 9	0- 0	0- 1	AWAY	0- 0	0- 0	2- 0			
0- 1	0- 0	0- 0	NEUTRAL	0- 0	0- 1	0- 0			
4- 9	0- 0	0- 1	NON-CONFERENCE	0- 2	0- 3	4- 3			
4- 2	0- 0	0- 0	HOME	0- 0	0- 1	4- 1			
0- 6	0- 0	0- 1	AWAY	0- 2	0- 1	0- 2			
0- 1	0- 0	0- 0	NEUTRAL	0- 0	0- 1	0- 0			
7- 4	0- 0	0- 0	CONFERENCE	1- 1	0- 0	6- 3			
5- 1	0- 0	0- 0	HOME	1- 0	0- 0	4- 1			
2- 3	0- 0	0- 0	AWAY	0- 1	0- 0	2- 2			
0- 0	0- 0	0- 0	NEUTRAL	0- 0	0- 0	0- 0			

RPI 1-25			RPI 26-50			RPI 51-100			RPI 101+			Team's RPI: 235			
RPI	S	Opponent	Score	RPI	S	Opponent	Score	RPI	S	Opponent	Score	RPI	S	Opponent	Score
				41	A	Central Mich.	71 81	78	A	Wake Forest	52 59	125	A	Fordham	47 60
								87	H	Chattanooga	65 48	126	N	Eastern Wash.	56 68
								91	A	Georgia	62 67	141	H	VCU	61 75
								99	A	Mercer	52 76	189	H	ETSU	64 74
												208	A	UNCW	52 56
												210	A	UNCG	52 65
												210	H	UNCG	65 55
												228	H	Richmond	48 54
												236	H	UNC Asheville	63 51
												242	A	Wofford	69 49
												242	H	Wofford	65 60
												248	A	Samford	54 50
												248	H	Samford	53 48
												275	A	Davidson	61 71
												288	A	Western Caro.	72 75
												288	H	Western Caro.	73 44
												307	H	Gardner-Webb	84 62
												321	H	USC Upstate	57 37
												340	H	N.C. Central	60 40
LAST 12 Division I GAMES:															
				41	A	Central Mich.	71 81	189	H	ETSU	64 74				
				248	H	Samford	53 48	248	A	Samford	54 50				
				242	H	Wofford	65 60	99	A	Mercer	52 76				
				210	A	UNCG	52 65	242	A	Wofford	69 49				
				288	A	Western Caro.	72 75	288	H	Western Caro.	73 44				
				87	H	Chattanooga	65 48	210	H	UNCG	65 55				

Non-Div I Games: Bob Jones 95 45 Mars Hill 81 46 Newberry 67 41

Furman

 Loss,  Non-Conf, S Site,  Home  Away N Neutral

Ga. Southern

Through Games Of Feb. 17, 2017

Average RPI Win:	270	WON-LOST	WINNING	LAST 10	STRENGTH OF	OPP. STRENGTH	TEAM	ADJ.	CONF.	ADJ CONF.
Average RPI Loss:	156	RECORD	PCT. RANK	GAMES	SCHEDULE	OF SCHEDULE	RPI	RPI	RPI	RPI
DIV. I ONLY	10- 14	218	6- 4	239	274	240	240	21	21	
DIV. I NON-CONF.	3- 7	250	0- 0	169	318	255	255	19	19	
TOTALS	RPI 1-25	RPI 26-50	W-L RECORDS	RPI 51-100	RPI 101-150	RPI 150+				
10- 14	0- 0	0- 0	OVERALL	0- 2	0- 6	10- 6				
6- 6	0- 0	0- 0	HOME	0- 1	0- 3	6- 2				
4- 8	0- 0	0- 0	AWAY	0- 1	0- 3	4- 4				
0- 0	0- 0	0- 0	NEUTRAL	0- 0	0- 0	0- 0				
3- 7	0- 0	0- 0	NON-CONFERENCE	0- 2	0- 3	3- 2				
2- 2	0- 0	0- 0	HOME	0- 1	0- 1	2- 0				
1- 5	0- 0	0- 0	AWAY	0- 1	0- 2	1- 2				
0- 0	0- 0	0- 0	NEUTRAL	0- 0	0- 0	0- 0				
7- 7	0- 0	0- 0	CONFERENCE	0- 0	0- 3	7- 4				
4- 4	0- 0	0- 0	HOME	0- 0	0- 2	4- 2				
3- 3	0- 0	0- 0	AWAY	0- 0	0- 1	3- 2				
0- 0	0- 0	0- 0	NEUTRAL	0- 0	0- 0	0- 0				

RPI 1-25				RPI 26-50				RPI 51-100				RPI 101+				Team's RPI: 240	
RPI	S	Opponent	Score	RPI	S	Opponent	Score	RPI	S	Opponent	Score	RPI	S	Opponent	Score		
								61	A	IUPUI	57	83	103	H	UT Arlington	60	69
								99	H	Mercer	56	77	110	A	Troy	67	77
													110	H	Troy	86	89
													111	A	Clemson	47	58
													116	H	UCF	54	74
													128	A	Alabama	48	66
													162	A	Louisiana	52	79
													162	H	Louisiana	63	60
													197	A	Appalachian St.	48	73
													197	H	Appalachian St.	53	50
													244	A	South Ala.	53	45
													244	H	South Ala.	46	55
													245	H	Georgia St.	54	58
													246	A	Charleston So.	54	55
													253	A	Jacksonville St.	55	67
													266	A	Savannah St.	50	45
													273	A	Coastal Caro.	65	62
													273	H	Coastal Caro.	78	70
													280	H	N.C. A&T	65	50
													330	A	La.-Monroe	65	44
													330	H	La.-Monroe	76	65
													346	H	South Carolina St.	74	58
LAST 12 Division I GAMES:																	
103	H	UT Arlington	60	69	110	A	Troy	67	77								
273	A	Coastal Caro.	65	62	197	H	Appalachian St.	53	50								
197	A	Appalachian St.	48	73	273	H	Coastal Caro.	78	70								
330	H	La.-Monroe	76	65	162	A	Louisiana	52	79								
162	H	Louisiana	63	60	330	A	La.-Monroe	65	44								
244	A	South Ala.	53	45	110	H	Troy	86	89								

Non-Div I Games: Thomas (GA) 106 43

Ga. Southern

■ Loss,
 ■ Non-Conf,
 ■ S Site,
 ■ Home
 ■ A Away
 N Neutral

Average RPI Win:	298	WON-LOST	WINNING	LAST 10	STRENGTH OF	OPP. STRENGTH	TEAM	ADJ.	CONF.	ADJ CONF.
Average RPI Loss:	204	RECORD	PCT. RANK	GAMES	SCHEDULE	OF SCHEDULE	RPI	RPI	RPI	RPI
DIV. I ONLY	7- 14	261	4- 6	330	301	307	307	28	28	
DIV. I NON-CONF.	2- 6	275	0- 0	296	262	272	272	28	28	
TOTALS	RPI 1-25	RPI 26-50	W-L RECORDS	RPI 51-100	RPI 101-150	RPI 150+				
7- 14	0- 0	0- 0	OVERALL	0- 1	0- 2	7- 11				
3- 3	0- 0	0- 0	HOME	0- 0	0- 0	3- 3				
4- 9	0- 0	0- 0	AWAY	0- 1	0- 1	4- 3				
0- 2	0- 0	0- 0	NEUTRAL	0- 0	0- 0	0- 2				
2- 6	0- 0	0- 0	NON-CONFERENCE	0- 1	0- 1	2- 4				
0- 0	0- 0	0- 0	HOME	0- 0	0- 0	0- 0				
2- 4	0- 0	0- 0	AWAY	0- 1	0- 1	2- 2				
0- 2	0- 0	0- 0	NEUTRAL	0- 0	0- 0	0- 2				
5- 8	0- 0	0- 0	CONFERENCE	0- 0	0- 1	5- 7				
3- 3	0- 0	0- 0	HOME	0- 0	0- 0	3- 3				
2- 5	0- 0	0- 0	AWAY	0- 0	0- 1	2- 4				
0- 0	0- 0	0- 0	NEUTRAL	0- 0	0- 0	0- 0				

RPI 1-25			RPI 26-50			RPI 51-100			RPI 101+			Team's RPI: 307
RPI	S	Opponent	Score	RPI	S	Opponent	Score	RPI	S	Opponent	Score	
						74 A Virginia Tech	42 76			116 A UCF	52 66	
										135 A Radford	57 67	
										180 N UAB	49 59	
										197 N Appalachian St.	67 72	
										213 H Campbell	61 73	
										223 A Presbyterian	47 58	
										223 H Presbyterian	55 56	
										235 A Furman	62 84	
										236 H UNC Asheville	55 52	
										241 A Liberty	63 66	
										241 H Liberty	84 82	
										242 A Wofford	66 75	
										246 A Charleston So.	57 64	
										264 A High Point	69 71	
										264 H High Point	65 84	
										288 A Western Caro.	68 60	
										321 A USC Upstate	57 53	
										328 A Winthrop	89 54	
										336 A Longwood	77 43	
										336 H Longwood	89 55	
LAST 12 Division I GAMES:												
						223 A Presbyterian	47 58			246 A Charleston So.	57 64	
						264 H High Point	65 84			264 A High Point	69 71	
						336 H Longwood	89 55			236 H UNC Asheville	55 52	
						241 A Liberty	63 66			241 H Liberty	84 82	
						328 A Winthrop	89 54			336 A Longwood	77 43	
						213 H Campbell	61 73			223 H Presbyterian	55 56	

Non-Div I Games: Montreat 92 45 Southern Wesleyan 86 62 Converse 68 38

Gardner-Webb

Loss, Non-Conf, S Site, H Home A Away N Neutral

George Mason

Through Games Of Feb. 17, 2017

Average RPI Win:	236	WON-LOST	WINNING	LAST 10	STRENGTH OF	OPP. STRENGTH	TEAM	ADJ.	CONF.	ADJ CONF.
Average RPI Loss:	126	RECORD	PCT. RANK	GAMES	SCHEDULE	OF SCHEDULE	RPI	RPI	RPI	RPI
DIV. I ONLY	13- 14	183	4- 6	161	202	181	181	12	12	
DIV. I NON-CONF.	7- 6	157	0- 0	115	288	125	125	12	12	
TOTALS	RPI 1-25	RPI 26-50	W-L RECORDS	RPI 51-100	RPI 101-150	RPI 150+				
13- 14	0- 0	0- 1	OVERALL	0- 3	3- 6	10- 4				
7- 6	0- 0	0- 1	HOME	0- 1	3- 3	4- 1				
6- 7	0- 0	0- 0	AWAY	0- 1	0- 3	6- 3				
0- 1	0- 0	0- 0	NEUTRAL	0- 1	0- 0	0- 0				
7- 6	0- 0	0- 0	NON-CONFERENCE	0- 2	2- 3	5- 1				
3- 2	0- 0	0- 0	HOME	0- 0	2- 2	1- 0				
4- 3	0- 0	0- 0	AWAY	0- 1	0- 1	4- 1				
0- 1	0- 0	0- 0	NEUTRAL	0- 1	0- 0	0- 0				
6- 8	0- 0	0- 1	CONFERENCE	0- 1	1- 3	5- 3				
4- 4	0- 0	0- 1	HOME	0- 1	1- 1	3- 1				
2- 4	0- 0	0- 0	AWAY	0- 0	0- 2	2- 2				
0- 0	0- 0	0- 0	NEUTRAL	0- 0	0- 0	0- 0				

RPI S	Opponent	Score	RPI S	Opponent	Score	RPI S	Opponent	Score	RPI S	Opponent	Score	Team's RPI: 181
48	H George Washington	71 79	52	H Dayton	48 60	105	H SFA	76 77				
			56	A Georgetown	56 69	107	A Saint Louis	50 89				
			58	N Drexel	71 82	113	H Arizona	70 81				
						117	A Duquesne	57 76				
						123	A Delaware	51 67				
						125	H Fordham	49 53				
						130	H Navy	68 64				
						135	H Radford	70 56				
						141	H VCU	70 59				
						156	A Detroit Mercy	55 54				
						165	A La Salle	57 59				
						192	A Towson	75 79				
						225	H St. Bonaventure	52 49				
						228	A Richmond	54 50				
						228	H Richmond	58 70				
						261	H Norfolk St.	60 33				
						275	A Davidson	54 58				
						275	H Davidson	59 55				
						281	A FIU	67 51				
						289	A Massachusetts	66 55				
						306	A Illinois St.	72 46				
						309	H Rhode Island	60 51				
						338	A LIU Brooklyn	64 48				
LAST 12 Division I GAMES:												
309	H Rhode Island	60 51	228	A Richmond	54 50							
228	H Richmond	58 70	275	A Davidson	54 58							
275	H Davidson	59 55	141	H VCU	70 59							
117	A Duquesne	57 76	48	H George Washington	71 79							
165	A La Salle	57 59	125	H Fordham	49 53							
52	H Dayton	48 60	107	A Saint Louis	50 89							

Non-Div I Games:

George Mason

■ Loss,
■ Non-Conf,
■ S Site,
■ H Home
■ A Away
N Neutral

Average RPI Win:	169	WON-LOST	WINNING	LAST 10	STRENGTH OF	OPP. STRENGTH	TEAM	ADJ.	CONF.	ADJ CONF.
Average RPI Loss:	76	RECORD	PCT. RANK	GAMES	SCHEDULE	OF SCHEDULE	RPI	RPI	RPI	RPI
DIV. I ONLY	18- 8	71	8- 2	81	83	48	48	12	12	
DIV. I NON-CONF.	7- 5	137	0- 0	45	27	70	70	12	12	
TOTALS	RPI 1-25	RPI 26-50	W-L RECORDS	RPI 51-100	RPI 101-150	RPI 150+				
18- 8	0- 1	0- 2	OVERALL	5- 2	4- 2	9- 1				
10- 2	0- 1	0- 0	HOME	2- 0	3- 1	5- 0				
6- 5	0- 0	0- 1	AWAY	1- 2	1- 1	4- 1				
2- 1	0- 0	0- 1	NEUTRAL	2- 0	0- 0	0- 0				
7- 5	0- 1	0- 2	NON-CONFERENCE	3- 1	1- 0	3- 1				
4- 1	0- 1	0- 0	HOME	0- 0	1- 0	3- 0				
1- 3	0- 0	0- 1	AWAY	1- 1	0- 0	0- 1				
2- 1	0- 0	0- 1	NEUTRAL	2- 0	0- 0	0- 0				
11- 3	0- 0	0- 0	CONFERENCE	2- 1	3- 2	6- 0				
6- 1	0- 0	0- 0	HOME	2- 0	2- 1	2- 0				
5- 2	0- 0	0- 0	AWAY	0- 1	1- 1	4- 0				
0- 0	0- 0	0- 0	NEUTRAL	0- 0	0- 0	0- 0				

RPI 1-25				RPI 26-50				Team's RPI: 48				RPI 51-100				RPI 101+			
RPI	S	Opponent	Score	RPI	S	Opponent	Score	RPI	S	Opponent	Score	RPI	S	Opponent	Score	RPI	S	Opponent	Score
12	H	Stanford	52 71	33	N	Syracuse	71 74	51	A	Villanova	72 69	107	A	Saint Louis	59 67				
				37	A	South Dakota St.	55 60	52	A	Dayton	48 50	117	A	Duquesne	75 40				
								52	H	Dayton	52 39	117	H	Duquesne	63 73				
								56	A	Georgetown	57 72	121	H	Princeton	56 45				
								60	N	Western Ky.	68 49	125	H	Fordham	63 46				
								95	N	FGCU	76 47	141	H	VCU	81 67				
								98	H	Saint Joseph's	53 44	165	A	La Salle	79 65				
												181	A	George Mason	79 71				
												184	H	Illinois	72 56				
												196	A	American	61 66				
												225	H	St. Bonaventure	63 57				
												250	H	Loyola Maryland	74 64				
												275	H	Davidson	76 62				
												289	A	Massachusetts	60 54				
												298	H	Coppin St.	77 46				
												309	A	Rhode Island	72 44				
LAST 12 Division I GAMES:																			
225	H	St. Bonaventure	63 57	107	A	Saint Louis	59 67												
52	H	Dayton	52 39	289	A	Massachusetts	60 54												
309	A	Rhode Island	72 44	275	H	Davidson	76 62												
165	A	La Salle	79 65	181	A	George Mason	79 71												
125	H	Fordham	63 46	52	A	Dayton	48 50												
117	H	Duquesne	63 73	98	H	Saint Joseph's	53 44												

Non-Div I Games:

George Washington

■ Loss,
 ■ Non-Conf, S Site,
 ■ Home
 ■ Away
 N Neutral

Georgetown

Through Games Of Feb. 17, 2017

Average RPI Win:	164	WON-LOST	WINNING	LAST 10	STRENGTH OF	OPP. STRENGTH	TEAM	ADJ.	CONF.	ADJ CONF.
Average RPI Loss:	47	RECORD	PCT. RANK	GAMES	SCHEDULE	OF SCHEDULE	RPI	RPI	RPI	RPI
DIV. I ONLY	16- 9	96	7- 3	71	66	56	56	7	7	
DIV. I NON-CONF.	8- 2	49	0- 0	58	73	12	12	7	7	
TOTALS	RPI 1-25	RPI 26-50	W-L RECORDS	RPI 51-100	RPI 101-150	RPI 150+				
16- 9	0- 3	1- 1	OVERALL	2- 5	3- 0	10- 0				
7- 4	0- 2	1- 1	HOME	1- 1	1- 0	4- 0				
7- 5	0- 1	0- 0	AWAY	0- 4	1- 0	6- 0				
2- 0	0- 0	0- 0	NEUTRAL	1- 0	1- 0	0- 0				
8- 2	0- 0	1- 0	NON-CONFERENCE	1- 2	3- 0	3- 0				
3- 0	0- 0	1- 0	HOME	0- 0	1- 0	1- 0				
3- 2	0- 0	0- 0	AWAY	0- 2	1- 0	2- 0				
2- 0	0- 0	0- 0	NEUTRAL	1- 0	1- 0	0- 0				
8- 7	0- 3	0- 1	CONFERENCE	1- 3	0- 0	7- 0				
4- 4	0- 2	0- 1	HOME	1- 1	0- 0	3- 0				
4- 3	0- 1	0- 0	AWAY	0- 2	0- 0	4- 0				
0- 0	0- 0	0- 0	NEUTRAL	0- 0	0- 0	0- 0				

RPI 1-25				RPI 26-50				RPI 51-100				Team's RPI: 56	RPI 101+			
RPI	S	Opponent	Score	RPI	S	Opponent	Score	RPI	S	Opponent	Score		RPI	S	Opponent	Score
17	H	DePaul	53 76	46	H	Marquette	77 84	51	A	Villanova	50 71		123	A	Delaware	54 46
21	A	Creighton	68 70	48	H	George Washington	72 57	51	H	Villanova	54 49		128	H	Alabama	70 59
21	H	Creighton	59 67					62	A	Minnesota	60 68		136	N	Wright St.	67 60
								67	A	St. John's (NY)	54 65		176	A	Providence	71 39
								67	H	St. John's (NY)	66 71		176	H	Providence	72 70
								71	N	Penn St.	68 54		181	H	George Mason	69 56
								74	A	Virginia Tech	63 73		182	A	Xavier	69 64
													192	A	Towson	75 59
													199	A	Seton Hall	77 60
													199	H	Seton Hall	77 58
													239	A	Butler	58 52
													239	H	Butler	83 72
													281	A	FIU	66 53
LAST 12 Division I GAMES:																
239	H	Butler	83 72	239	A	Butler	58 52									
67	A	St. John's (NY)	54 65	182	A	Xavier	69 64									
199	A	Seton Hall	77 60	199	H	Seton Hall	77 58									
21	H	Creighton	59 67	67	H	St. John's (NY)	66 71									
176	H	Providence	72 70	176	A	Providence	71 39									
51	H	Villanova	54 49	21	A	Creighton	68 70									

Non-Div I Games:

Georgetown

■ Loss,
 ■ Non-Conf,
 ■ S Site,
 ■ H Home
 ■ A Away
 N Neutral

Average RPI Win:	142	WON-LOST	WINNING	LAST 10	STRENGTH OF	OPP. STRENGTH	TEAM	ADJ.	CONF.	ADJ CONF.
Average RPI Loss:	55	RECORD	PCT. RANK	GAMES	SCHEDULE	OF SCHEDULE	RPI	RPI	RPI	RPI
DIV. I ONLY	13- 13	169	3- 7	40	22	91	91	2	2	
DIV. I NON-CONF.	8- 5	125	0- 0	159	118	141	141	2	2	
TOTALS	RPI 1-25	RPI 26-50	W-L RECORDS	RPI 51-100	RPI 101-150	RPI 150+				
13- 13	2- 5	1- 2	OVERALL	4- 4	2- 1	4- 1				
9- 5	2- 2	0- 0	HOME	3- 2	0- 0	4- 1				
3- 7	0- 3	1- 1	AWAY	0- 2	2- 1	0- 0				
1- 1	0- 0	0- 1	NEUTRAL	1- 0	0- 0	0- 0				
8- 5	0- 0	0- 1	NON-CONFERENCE	3- 3	1- 0	4- 1				
6- 2	0- 0	0- 0	HOME	2- 1	0- 0	4- 1				
1- 2	0- 0	0- 0	AWAY	0- 2	1- 0	0- 0				
1- 1	0- 0	0- 1	NEUTRAL	1- 0	0- 0	0- 0				
5- 8	2- 5	1- 1	CONFERENCE	1- 1	1- 1	0- 0				
3- 3	2- 2	0- 0	HOME	1- 1	0- 0	0- 0				
2- 5	0- 3	1- 1	AWAY	0- 0	1- 1	0- 0				
0- 0	0- 0	0- 0	NEUTRAL	0- 0	0- 0	0- 0				

RPI	S	Opponent	Score	RPI	S	Opponent	Score	RPI	S	Opponent	Score	RPI	S	Opponent	Score
3	A	South Carolina	63 66	26	A	Missouri	45 63	53	A	Georgia Tech	45 52	106	A	Ole Miss	62 69
3	H	South Carolina	44 62	32	N	South Fla.	65 81	55	H	Virginia	43 66	137	A	Arkansas	69 66
4	A	Mississippi St.	49 58	38	A	Auburn	57 51	62	N	Minnesota	70 58	142	A	Cincinnati	51 48
14	A	Kentucky	61 82					72	A	Oklahoma St.	51 71	235	H	Furman	67 62
14	H	Kentucky	56 66					80	H	Florida	68 76	248	H	Samford	59 65
16	H	Texas A&M	69 59					89	H	BYU	81 51	277	H	Kennesaw St.	82 40
18	H	Tennessee	81 78					94	H	Vanderbilt	70 68	288	H	Western Caro.	78 43
								99	H	Mercer	72 64	346	H	South Carolina St.	64 50
LAST 12 Division I GAMES:															
4	A	Mississippi St.	49 58	3	H	South Carolina	44 62								
38	A	Auburn	57 51	80	H	Florida	68 76								
14	H	Kentucky	56 66	14	A	Kentucky	61 82								
18	H	Tennessee	81 78	3	A	South Carolina	63 66								
137	A	Arkansas	69 66	94	H	Vanderbilt	70 68								
106	A	Ole Miss	62 69	16	H	Texas A&M	69 59								

Non-Div I Games:

Georgia

■ Loss,
 ■ Non-Conf, S Site,
 ■ Home
 ■ Away
 N Neutral

Average RPI Win:	216	WON-LOST	WINNING	LAST 10	STRENGTH OF	OPP. STRENGTH	TEAM	ADJ.	CONF.	ADJ CONF.
Average RPI Loss:	176	RECORD	PCT. RANK	GAMES	SCHEDULE	OF SCHEDULE	RPI	RPI	RPI	RPI
DIV. I ONLY	10- 15	233	6- 4	251	213	245	245	21	21	
DIV. I NON-CONF.	3- 7	250	0- 0	204	157	259	259	19	19	
TOTALS	RPI 1-25	RPI 26-50	W-L RECORDS	RPI 51-100	RPI 101-150	RPI 150+				
10- 15	0- 0	0- 1	OVERALL	0- 2	2- 2	8- 10				
3- 9	0- 0	0- 1	HOME	0- 0	1- 1	2- 7				
6- 4	0- 0	0- 0	AWAY	0- 1	1- 1	5- 2				
1- 2	0- 0	0- 0	NEUTRAL	0- 1	0- 0	1- 1				
3- 7	0- 0	0- 1	NON-CONFERENCE	0- 2	0- 1	3- 3				
1- 3	0- 0	0- 1	HOME	0- 0	0- 0	1- 2				
1- 2	0- 0	0- 0	AWAY	0- 1	0- 1	1- 0				
1- 2	0- 0	0- 0	NEUTRAL	0- 1	0- 0	1- 1				
7- 8	0- 0	0- 0	CONFERENCE	0- 0	2- 1	5- 7				
2- 6	0- 0	0- 0	HOME	0- 0	1- 1	1- 5				
5- 2	0- 0	0- 0	AWAY	0- 0	1- 0	4- 2				
0- 0	0- 0	0- 0	NEUTRAL	0- 0	0- 0	0- 0				

RPI S	Opponent	Score	RPI S	Opponent	Score	RPI S	Opponent	Score	RPI S	Opponent	Score	Team's RPI: 245
29	H Elon	67 84	53	A Georgia Tech	42 73	103	H UT Arlington	64 59	110	A Troy	68 65	
			71	N Penn St.	42 69	110	H Troy	69 87	128	A Alabama	57 80	
						162	A Louisiana	65 72	162	H Louisiana	64 70	
						164	H Texas St.	51 62	191	A Morehead St.	68 50	
						196	N American	59 58	197	A Appalachian St.	59 55	
						197	H Appalachian St.	63 67	197	H Appalachian St.	63 67	
						208	H UNCW	66 72	222	H Akron	66 78	
						240	A Ga. Southern	58 54	244	A South Ala.	55 45	
						244	H South Ala.	47 77	273	A Coastal Caro.	69 48	
						273	H Coastal Caro.	67 73	277	H Kennesaw St.	62 59	
						285	N Eastern Mich.	59 69	330	A La.-Monroe	63 72	
						330	H La.-Monroe	87 35				
LAST 12 Division I GAMES:												
103	H UT Arlington	64 59	110	A Troy	68 65							
164	H Texas St.	51 62	244	A South Ala.	55 45							
197	A Appalachian St.	59 55	273	H Coastal Caro.	67 73							
273	A Coastal Caro.	69 48	197	H Appalachian St.	63 67							
162	H Louisiana	64 70	330	A La.-Monroe	63 72							
330	H La.-Monroe	87 35	162	A Louisiana	65 72							

Non-Div I Games: Allen 96 58

Georgia St.

■ Loss,
 ■ Non-Conf,
 ■ S Site,
 ■ Home
 ■ A Away
 N Neutral

Average RPI Win:	138	WON-LOST	WINNING	LAST 10	STRENGTH OF	OPP. STRENGTH	TEAM	ADJ.	CONF.	ADJ CONF.
Average RPI Loss:	48	RECORD	PCT. RANK	GAMES	SCHEDULE	OF SCHEDULE	RPI	RPI	RPI	RPI
DIV. I ONLY	14- 12	152	2- 8	15	38	53	53	3	3	
DIV. I NON-CONF.	11- 2	23	0- 0	71	113	31	31	4	4	
TOTALS	RPI 1-25	RPI 26-50	W-L RECORDS	RPI 51-100	RPI 101-150	RPI 150+				
14- 12	0- 5	2- 2	OVERALL	5- 2	1- 3	6- 0				
9- 5	0- 3	1- 2	HOME	3- 0	1- 0	4- 0				
3- 7	0- 2	0- 0	AWAY	1- 2	0- 3	2- 0				
2- 0	0- 0	1- 0	NEUTRAL	1- 0	0- 0	0- 0				
11- 2	0- 0	1- 1	NON-CONFERENCE	4- 0	1- 1	5- 0				
7- 1	0- 0	0- 1	HOME	2- 0	1- 0	4- 0				
2- 1	0- 0	0- 0	AWAY	1- 0	0- 1	1- 0				
2- 0	0- 0	1- 0	NEUTRAL	1- 0	0- 0	0- 0				
3- 10	0- 5	1- 1	CONFERENCE	1- 2	0- 2	1- 0				
2- 4	0- 3	1- 1	HOME	1- 0	0- 0	0- 0				
1- 6	0- 2	0- 0	AWAY	0- 2	0- 2	1- 0				
0- 0	0- 0	0- 0	NEUTRAL	0- 0	0- 0	0- 0				

RPI 1-25				RPI 26-50				RPI 51-100 Team's RPI: 53				RPI 101+			
RPI	S	Opponent	Score	RPI	S	Opponent	Score	RPI	S	Opponent	Score	RPI	S	Opponent	Score
2	A	Notre Dame	69 90	26	N	Missouri	72 70	52	N	Dayton	81 68	108	A	North Carolina	88 89
2	H	Notre Dame	38 55	30	H	North Carolina St.	67 75	55	A	Virginia	64 65	111	A	Clemson	61 62
9	H	Duke	68 75	33	H	Syracuse	75 66	74	H	Virginia Tech	87 81	121	H	Princeton	67 51
10	H	Florida St.	63 69	35	H	Michigan	52 92	76	A	Middle Tenn.	61 60	128	A	Alabama	65 67
13	A	Louisville	51 91					78	A	Wake Forest	65 70	167	A	Boston College	71 67
								91	H	Georgia	52 45	197	H	Appalachian St.	81 52
								99	H	Mercer	70 50	219	H	Alabama St.	70 48
												245	H	Georgia St.	73 42
												248	H	Samford	62 57
												277	A	Kennesaw St.	86 49
LAST 12 Division I GAMES:															
108	A	North Carolina	88 89	10	H	Florida St.	63 69								
2	A	Notre Dame	69 90	78	A	Wake Forest	65 70								
30	H	North Carolina St.	67 75	13	A	Louisville	51 91								
74	H	Virginia Tech	87 81	33	H	Syracuse	75 66								
55	A	Virginia	64 65	167	A	Boston College	71 67								
111	A	Clemson	61 62	9	H	Duke	68 75								

Non-Div I Games:

Georgia Tech

■ Loss,
 ■ Non-Conf,
 ■ S Site,
 ■ H Home
 ■ A Away
 N Neutral

Average RPI Win: 189	WON-LOST	WINNING	LAST 10	STRENGTH OF	OPP. STRENGTH	TEAM	ADJ.	CONF.	ADJ CONF.
Average RPI Loss: 144	RECORD	PCT. RANK	GAMES	SCHEDULE	OF SCHEDULE	RPI	RPI	RPI	RPI
DIV. I ONLY	21- 5	18	9- 1	229	105	75	75	15	15
DIV. I NON-CONF.	9- 2	37	0- 0	184	35	60	60	13	13
TOTALS	RPI 1-25	RPI 26-50	W-L RECORDS	RPI 51-100	RPI 101-150	RPI 150+			
21- 5	1- 1	0- 1	OVERALL	3- 0	6- 1	11- 2			
13- 1	0- 0	0- 0	HOME	3- 0	3- 0	7- 1			
7- 2	1- 0	0- 0	AWAY	0- 0	3- 1	3- 1			
1- 2	0- 1	0- 1	NEUTRAL	0- 0	0- 0	1- 0			
9- 2	1- 1	0- 1	NON-CONFERENCE	2- 0	1- 0	5- 0			
6- 0	0- 0	0- 0	HOME	2- 0	0- 0	4- 0			
2- 0	1- 0	0- 0	AWAY	0- 0	1- 0	0- 0			
1- 2	0- 1	0- 1	NEUTRAL	0- 0	0- 0	1- 0			
12- 3	0- 0	0- 0	CONFERENCE	1- 0	5- 1	6- 2			
7- 1	0- 0	0- 0	HOME	1- 0	3- 0	3- 1			
5- 2	0- 0	0- 0	AWAY	0- 0	2- 1	3- 1			
0- 0	0- 0	0- 0	NEUTRAL	0- 0	0- 0	0- 0			

RPI 1-25				RPI 26-50				RPI 51-100				Team's RPI: 75	RPI 101+			
RPI	S	Opponent	Score	RPI	S	Opponent	Score	RPI	S	Opponent	Score		RPI	S	Opponent	Score
10	N	Florida St.	69 87	35	N	Michigan	66 78	59	H	Northwestern	67 56		126	A	Eastern Wash.	73 54
12	A	Stanford	68 63					89	H	BYU	87 52		131	A	St. Mary's (CA)	79 75
								96	H	Washington St.	79 61		131	H	St. Mary's (CA)	59 58
													139	A	San Francisco	72 77
													139	H	San Francisco	61 46
													147	A	Santa Clara	50 49
													147	H	Santa Clara	51 39
													206	A	Loyola Marymount	80 56
													206	H	Loyola Marymount	73 61
													223	H	Presbyterian	79 39
													234	H	Pacific	63 65
													238	A	San Diego	57 55
													254	A	Portland	85 50
													254	H	Portland	67 55
													260	H	Colgate	72 42
													295	H	Nicholls St.	78 46
													302	A	Pepperdine	69 79
													302	H	Pepperdine	83 61
													326	H	UC Irvine	102 38
													328	N	Winthrop	71 41
LAST 12 Division I GAMES:																
				139	A	San Francisco	72 77						238	A	San Diego	57 55
				131	H	St. Mary's (CA)	59 58						254	A	Portland	85 50
				206	H	Loyola Marymount	73 61						147	H	Santa Clara	51 39
				147	A	Santa Clara	50 49						131	A	St. Mary's (CA)	79 75
				89	H	BYU	87 52						206	A	Loyola Marymount	80 56
				302	H	Pepperdine	83 61						254	H	Portland	67 55

Non-Div I Games:

Gonzaga

■ Loss,
 ■ Non-Conf, S Site,
 ■ Home
 ■ Away
 N Neutral

Grambling

Through Games Of Feb. 17, 2017

Average RPI Win: 289	WON-LOST	WINNING	LAST 10	STRENGTH OF	OPP. STRENGTH	TEAM	ADJ.	CONF.	ADJ CONF.
Average RPI Loss: 146	RECORD	PCT. RANK	GAMES	SCHEDULE	OF SCHEDULE	RPI	RPI	RPI	RPI
DIV. I ONLY	12- 12	169	8- 2	311	278	217	217	30	30
DIV. I NON-CONF.	2- 9	293	0- 0	240	60	271	271	30	30
TOTALS	RPI 1-25	RPI 26-50	W-L RECORDS	RPI 51-100	RPI 101-150	RPI 150+			
12- 12	0- 1	0- 1	OVERALL	0- 2	0- 3	12- 5			
6- 2	0- 0	0- 0	HOME	0- 0	0- 0	6- 2			
6- 8	0- 0	0- 0	AWAY	0- 0	0- 0	6- 1			
0- 2	0- 0	0- 0	NEUTRAL	0- 1	0- 1	0- 0			
2- 9	0- 1	0- 1	NON-CONFERENCE	0- 2	0- 3	2- 2			
0- 1	0- 0	0- 0	HOME	0- 0	0- 0	0- 1			
2- 6	0- 1	0- 1	AWAY	0- 1	0- 2	2- 1			
0- 2	0- 0	0- 0	NEUTRAL	0- 1	0- 1	0- 0			
10- 3	0- 0	0- 0	CONFERENCE	0- 0	0- 0	10- 3			
6- 1	0- 0	0- 0	HOME	0- 0	0- 0	6- 1			
4- 2	0- 0	0- 0	AWAY	0- 0	0- 0	4- 2			
0- 0	0- 0	0- 0	NEUTRAL	0- 0	0- 0	0- 0			

RPI 1-25				RPI 26-50				RPI 51-100				RPI 101+ Team's RPI: 217			
RPI	S	Opponent	Score	RPI	S	Opponent	Score	RPI	S	Opponent	Score	RPI	S	Opponent	Score
19	A	Miami (FL)	61 89	42	A	Tulane	56 79	57	A	Southern California	64 75	113	A	Arizona	46 73
								90	N	SMU	36 56	124	A	TCU	47 83
												125	N	Fordham	53 59
												157	A	Louisiana Tech	55 69
												201	A	Texas Southern	61 69
												201	H	Texas Southern	64 52
												219	A	Alabama St.	60 45
												227	A	Southern U.	70 63
												227	H	Southern U.	68 71
												278	H	Ark.-Pine Bluff	56 54
												290	A	Alcorn	67 63
												290	H	Alcorn	86 63
												295	H	Nicholls St.	60 71
												301	A	Prairie View	49 51
												301	H	Prairie View	60 55
												305	H	Mississippi Val.	88 67
												330	A	La.-Monroe	59 54
												333	A	Southeastern La.	87 71
												347	H	Jackson St.	90 85
												349	A	Alabama A&M	68 53
LAST 12 Division I GAMES:															
301	H	Prairie View	60 55	347	H	Jackson St.	90 85								
201	H	Texas Southern	64 52	301	A	Prairie View	49 51								
290	A	Alcorn	67 63	201	A	Texas Southern	61 69								
227	A	Southern U.	70 63	290	H	Alcorn	86 63								
305	H	Mississippi Val.	88 67	227	H	Southern U.	68 71								
278	H	Ark.-Pine Bluff	56 54	349	A	Alabama A&M	68 53								

Non-Div I Games:

Grambling

■ Loss,
 ■ Non-Conf,
 ■ S Site,
 ■ Home
 ■ A Away
 N Neutral

Grand Canyon

Through Games Of Feb. 17, 2017

Average RPI Win:	279	WON-LOST	WINNING	LAST 10	STRENGTH OF	OPP. STRENGTH	TEAM	ADJ.	CONF.	ADJ CONF.
Average RPI Loss:	170	RECORD	PCT. RANK	GAMES	SCHEDULE	OF SCHEDULE	RPI	RPI	RPI	RPI
DIV. I ONLY	12- 10	145	5- 5	295	299	216	216	29	29	
DIV. I NON-CONF.	7- 5	137	0- 1	290	195	193	193	29	29	
TOTALS	RPI 1-25	RPI 26-50	W-L RECORDS	RPI 51-100	RPI 101-150	RPI 150+				
12- 10	0- 2	0- 0	OVERALL	0- 0	1- 0	11- 8				
10- 2	0- 1	0- 0	HOME	0- 0	1- 0	9- 1				
2- 8	0- 1	0- 0	AWAY	0- 0	0- 0	2- 7				
0- 0	0- 0	0- 0	NEUTRAL	0- 0	0- 0	0- 0				
7- 5	0- 2	0- 0	NON-CONFERENCE	0- 0	1- 0	6- 3				
6- 1	0- 1	0- 0	HOME	0- 0	1- 0	5- 0				
1- 4	0- 1	0- 0	AWAY	0- 0	0- 0	1- 3				
0- 0	0- 0	0- 0	NEUTRAL	0- 0	0- 0	0- 0				
5- 5	0- 0	0- 0	CONFERENCE	0- 0	0- 0	5- 5				
4- 1	0- 0	0- 0	HOME	0- 0	0- 0	4- 1				
1- 4	0- 0	0- 0	AWAY	0- 0	0- 0	1- 4				
0- 0	0- 0	0- 0	NEUTRAL	0- 0	0- 0	0- 0				

RPI	S	Opponent	Score	RPI	S	Opponent	Score	RPI	S	Opponent	Score	RPI	S	Opponent	Score	Team's RPI: 216
6	H	Washington	66 101					129	H	Idaho	64 60					
9	A	Duke	47 90					163	A	UC Riverside	64 77					
								171	A	Rice	50 64					
								174	A	New Mexico St.	60 67					
								174	H	New Mexico St.	65 81					
								226	A	Seattle U	60 86					
								226	H	Seattle U	82 77					
								237	H	Cal Poly	64 59					
								256	A	UTRGV	49 52					
								256	H	UTRGV	60 59					
								257	A	Hawaii	47 51					
								265	A	CSU Bakersfield	59 74					
								283	A	Southern Utah	76 73					
								290	H	Alcorn	77 44					
								303	H	Northern Ariz.	76 65					
								308	H	Denver	73 70					
								318	H	UMKC	75 64					
								329	H	Fla. Atlantic	81 60					
								331	A	Utah Valley	62 46					
								335	H	Chicago St.	57 39					
LAST 12 Division I GAMES:																
226	H	Seattle U	82 77	226	A	Seattle U	60 86									
174	A	New Mexico St.	60 67	256	H	UTRGV	60 59									
256	A	UTRGV	49 52	174	H	New Mexico St.	65 81									
265	A	CSU Bakersfield	59 74	331	A	Utah Valley	62 46									
335	H	Chicago St.	57 39	257	A	Hawaii	47 51									
318	H	UMKC	75 64	303	H	Northern Ariz.	76 65									

Non-Div I Games: Chaminade 85 55

Grand Canyon

■ Loss,
 ■ Non-Conf, S Site,
 ■ Home
 ■ Away
 N Neutral

Average RPI Win: 173	WON-LOST	WINNING	LAST 10	STRENGTH OF	OPP. STRENGTH	TEAM	ADJ.	CONF.	ADJ CONF.
Average RPI Loss: 134	RECORD	PCT. RANK	GAMES	SCHEDULE	OF SCHEDULE	RPI	RPI	RPI	RPI
DIV. I ONLY	21- 5	18	3- 4	87	152	36	36	20	20
DIV. I NON-CONF.	9- 2	37	0- 1	12	17	5	5	21	21
TOTALS	RPI 1-25	RPI 26-50	W-L RECORDS	RPI 51-100	RPI 101-150	RPI 150+			
21- 5	0- 1	5- 0	OVERALL	2- 0	2- 1	12- 3			
12- 1	0- 0	3- 0	HOME	0- 0	2- 0	7- 1			
9- 4	0- 1	2- 0	AWAY	2- 0	0- 1	5- 2			
0- 0	0- 0	0- 0	NEUTRAL	0- 0	0- 0	0- 0			
9- 2	0- 1	5- 0	NON-CONFERENCE	2- 0	0- 0	2- 1			
4- 1	0- 0	3- 0	HOME	0- 0	0- 0	1- 1			
5- 1	0- 1	2- 0	AWAY	2- 0	0- 0	1- 0			
0- 0	0- 0	0- 0	NEUTRAL	0- 0	0- 0	0- 0			
12- 3	0- 0	0- 0	CONFERENCE	0- 0	2- 1	10- 2			
8- 0	0- 0	0- 0	HOME	0- 0	2- 0	6- 0			
4- 3	0- 0	0- 0	AWAY	0- 0	0- 1	4- 2			
0- 0	0- 0	0- 0	NEUTRAL	0- 0	0- 0	0- 0			

RPI 1-25				RPI 26-50				Team's RPI: 36		RPI 51-100				RPI 101+			
RPI	S	Opponent	Score	RPI	S	Opponent	Score		RPI	S	Opponent	Score	RPI	S	Opponent	Score	
2	A	Notre Dame	67 71	29	H	Elon	71 56		73	A	Belmont	62 53	136	H	Wright St.	62 41	
				34	H	Drake	71 48		87	A	Chattanooga	71 55	146	A	Milwaukee	60 72	
				37	A	South Dakota St.	67 43						146	H	Milwaukee	89 47	
				46	A	Marquette	78 63						156	A	Detroit Mercy	72 76	
				47	H	Little Rock	57 31						156	H	Detroit Mercy	60 55	
													159	A	Oakland	71 74	
													159	H	Oakland	89 47	
													185	A	Cleveland St.	65 51	
													185	H	Cleveland St.	79 60	
													205	H	Wisconsin	53 54	
													209	A	Bradley	68 43	
													239	H	Butler	61 34	
													292	H	Northern Ky.	70 39	
													310	A	Youngstown St.	84 51	
													310	H	Youngstown St.	75 41	
													311	A	Valparaiso	75 36	
													311	H	Valparaiso	56 35	
													322	A	Ill.-Chicago	79 65	
LAST 12 Division I GAMES:																	
	2	A	Notre Dame	67	71		185	A	Cleveland St.	65	51						
	146	A	Milwaukee	60	72		310	A	Youngstown St.	84	51						
	310	H	Youngstown St.	75	41		146	H	Milwaukee	89	47						
	185	H	Cleveland St.	79	60		311	H	Valparaiso	56	35						
	156	A	Detroit Mercy	72	76		159	H	Oakland	89	47						
	159	A	Oakland	71	74		156	H	Detroit Mercy	60	55						

Non-Div I Games:

Green Bay

■ Loss,
 ■ Non-Conf, S Site,
 ■ Home
 ■ Away
 N Neutral

Average RPI Win:	268	WON-LOST	WINNING	LAST 10	STRENGTH OF	OPP. STRENGTH	TEAM	ADJ.	CONF.	ADJ CONF.
Average RPI Loss:	117	RECORD	PCT. RANK	GAMES	SCHEDULE	OF SCHEDULE	RPI	RPI	RPI	RPI
DIV. I ONLY	14- 10	122	7- 3	268	240	170	170	32	32	
DIV. I NON-CONF.	6- 7	182	1- 0	75	39	90	90	31	31	
TOTALS	RPI 1-25	RPI 26-50	W-L RECORDS	RPI 51-100	RPI 101-150	RPI 150+				
14- 10	1- 1	0- 3	OVERALL	0- 2	1- 1	12- 3				
7- 2	1- 0	0- 0	HOME	0- 0	0- 0	6- 2				
3- 8	0- 1	0- 3	AWAY	0- 2	0- 1	3- 1				
4- 0	0- 0	0- 0	NEUTRAL	0- 0	1- 0	3- 0				
6- 7	1- 1	0- 3	NON-CONFERENCE	0- 2	1- 1	4- 0				
2- 0	1- 0	0- 0	HOME	0- 0	0- 0	1- 0				
0- 7	0- 1	0- 3	AWAY	0- 2	0- 1	0- 0				
4- 0	0- 0	0- 0	NEUTRAL	0- 0	1- 0	3- 0				
8- 3	0- 0	0- 0	CONFERENCE	0- 0	0- 0	8- 3				
5- 2	0- 0	0- 0	HOME	0- 0	0- 0	5- 2				
3- 1	0- 0	0- 0	AWAY	0- 0	0- 0	3- 1				
0- 0	0- 0	0- 0	NEUTRAL	0- 0	0- 0	0- 0				

RPI 1-25				RPI 26-50				RPI 51-100				RPI 101+ Team's RPI: 170			
RPI	S	Opponent	Score	RPI	S	Opponent	Score	RPI	S	Opponent	Score	RPI	S	Opponent	Score
3	A	South Carolina	38 92	30	A	North Carolina St.	56 81	59	A	Northwestern	48 67	127	A	Old Dominion	58 61
23	H	Temple	71 65	39	A	James Madison	50 71	95	A	FGCU	49 60	134	N	Maine	58 49
				44	A	Iowa	51 84					228	H	Richmond	72 45
												248	N	Samford	63 57
												249	H	UMES	65 68
												259	H	Howard	62 67
												261	A	Norfolk St.	58 57
												266	A	Savannah St.	51 55
												266	H	Savannah St.	75 46
												280	H	N.C. A&T	64 57
												298	H	Coppin St.	78 54
												313	N	Lafayette	58 55
												320	N	Saint Peter's	71 42
												340	H	N.C. Central	60 36
												346	A	South Carolina St.	51 50
												346	H	South Carolina St.	80 46
												348	A	Delaware St.	83 52
LAST 12 Division I GAMES:															
259	H	Howard	62 67	340	H	N.C. Central	60 36								
346	A	South Carolina St.	51 50	348	A	Delaware St.	83 52								
266	A	Savannah St.	51 55	266	H	Savannah St.	75 46								
249	H	UMES	65 68	346	H	South Carolina St.	80 46								
298	H	Coppin St.	78 54	280	H	N.C. A&T	64 57								
261	A	Norfolk St.	58 57	248	N	Samford	63 57								

Non-Div I Games:

Hampton

■ Loss,
 ■ Non-Conf,
 ■ S Site,
 ■ H Home
 ■ A Away
 N Neutral

Average RPI Win:	242	WON-LOST	WINNING	LAST 10	STRENGTH OF	OPP. STRENGTH	TEAM	ADJ.	CONF.	ADJ CONF.
Average RPI Loss:	153	RECORD	PCT. RANK	GAMES	SCHEDULE	OF SCHEDULE	RPI	RPI	RPI	RPI
DIV. I ONLY	16- 10	108	4- 6	273	228	175	175	22	22	
DIV. I NON-CONF.	9- 4	85	0- 0	211	239	130	130	22	22	
TOTALS	RPI 1-25	RPI 26-50	W-L RECORDS	RPI 51-100	RPI 101-150	RPI 150+				
16- 10	0- 0	0- 1	OVERALL	0- 2	1- 3	15- 4				
7- 5	0- 0	0- 1	HOME	0- 1	0- 1	7- 2				
7- 5	0- 0	0- 0	AWAY	0- 1	1- 2	6- 2				
2- 0	0- 0	0- 0	NEUTRAL	0- 0	0- 0	2- 0				
9- 4	0- 0	0- 1	NON-CONFERENCE	0- 1	1- 0	8- 2				
3- 3	0- 0	0- 1	HOME	0- 1	0- 0	3- 1				
4- 1	0- 0	0- 0	AWAY	0- 0	1- 0	3- 1				
2- 0	0- 0	0- 0	NEUTRAL	0- 0	0- 0	2- 0				
7- 6	0- 0	0- 0	CONFERENCE	0- 1	0- 3	7- 2				
4- 2	0- 0	0- 0	HOME	0- 0	0- 1	4- 1				
3- 4	0- 0	0- 0	AWAY	0- 1	0- 2	3- 1				
0- 0	0- 0	0- 0	NEUTRAL	0- 0	0- 0	0- 0				

RPI S	Opponent	Score	RPI S	Opponent	Score	RPI S	Opponent	Score	RPI S	Opponent	Score	Team's RPI: 175
43	H Quinnipiac	59 82	86	A New Hampshire	50 58	123	A Delaware	67 66				
			95	H FGCU	63 70	134	A Maine	62 73				
						134	H Maine	60 66				
						145	A Albany (NY)	71 82				
						167	H Boston College	65 56				
						176	H Providence	65 77				
						183	A Hofstra	69 67				
						190	A Siena	80 76				
						198	H Sacred Heart	81 64				
						202	H Binghamton	76 73				
						204	A UMBC	80 73				
						204	H UMBC	47 64				
						224	N Monmouth	75 72				
						231	A Niagara	62 75				
						261	N Norfolk St.	61 51				
						274	A Stony Brook	62 40				
						274	H Stony Brook	65 52				
						284	A Vermont	70 76				
						284	H Vermont	68 55				
						289	H Massachusetts	75 56				
						314	A Central Conn. St.	68 58				
						343	A UMass Lowell	84 64				
						343	H UMass Lowell	80 59				
LAST 12 Division I GAMES:												
274	A Stony Brook	62 40	202	H Binghamton	76 73							
343	A UMass Lowell	84 64	86	A New Hampshire	50 58							
204	H UMBC	47 64	274	H Stony Brook	65 52							
134	H Maine	60 66	134	A Maine	62 73							
284	A Vermont	70 76	343	H UMass Lowell	80 59							
145	A Albany (NY)	71 82	204	A UMBC	80 73							

Non-Div I Games:

Hartford

■ Loss,
 ■ Non-Conf,
 ■ S Site,
 ■ H Home
 ■ A Away
 N Neutral

Average RPI Win: 180	WON-LOST	WINNING	LAST 10	STRENGTH OF	OPP. STRENGTH	TEAM	ADJ.	CONF.	ADJ CONF.
Average RPI Loss: 87	RECORD	PCT. RANK	GAMES	SCHEDULE	OF SCHEDULE	RPI	RPI	RPI	RPI
DIV. I ONLY	19- 3	8	8- 2	113	150	25	25	9	9
DIV. I NON-CONF.	12- 1	7	3- 0	135	187	22	22	10	10
TOTALS	RPI 1-25	RPI 26-50	W-L RECORDS	RPI 51-100	RPI 101-150	RPI 150+			
19- 3	1- 0	0- 0	OVERALL	1- 2	3- 1	14- 0			
10- 0	1- 0	0- 0	HOME	0- 0	2- 0	7- 0			
7- 3	0- 0	0- 0	AWAY	0- 2	1- 1	6- 0			
2- 0	0- 0	0- 0	NEUTRAL	1- 0	0- 0	1- 0			
12- 1	1- 0	0- 0	NON-CONFERENCE	1- 1	2- 0	8- 0			
5- 0	1- 0	0- 0	HOME	0- 0	1- 0	3- 0			
5- 1	0- 0	0- 0	AWAY	0- 1	1- 0	4- 0			
2- 0	0- 0	0- 0	NEUTRAL	1- 0	0- 0	1- 0			
7- 2	0- 0	0- 0	CONFERENCE	0- 1	1- 1	6- 0			
5- 0	0- 0	0- 0	HOME	0- 0	1- 0	4- 0			
2- 2	0- 0	0- 0	AWAY	0- 1	0- 1	2- 0			
0- 0	0- 0	0- 0	NEUTRAL	0- 0	0- 0	0- 0			

RPI	S	Opponent	Score	RPI	S	Opponent	Score	RPI	S	Opponent	Score	RPI	S	Opponent	Score
23	H	Temple	73 62					62	A	Minnesota	87 103	121	A	Princeton	58 63
								77	N	Buffalo	74 62	133	H	Cornell	62 59
								79	A	Penn	43 63	134	H	Maine	69 62
												143	A	Kansas	69 59
												153	H	Yale	76 56
												155	H	Brown	69 59
												165	A	La Salle	66 64
												178	A	Columbia	58 55
												178	H	Columbia	70 68
												187	H	Fairfield	58 44
												190	A	Siena	65 58
												198	A	Sacred Heart	68 60
												232	A	Dartmouth	70 61
												232	H	Dartmouth	70 65
												236	N	UNC Asheville	79 62
												247	A	Boston U.	65 52
												248	H	Samford	57 52
												315	H	NJIT	59 38
LAST 12 Division I GAMES:															
178	A	Columbia	58 55	133	H	Cornell	62 59								
153	H	Yale	76 56	232	A	Dartmouth	70 61								
155	H	Brown	69 59	165	A	La Salle	66 64								
121	A	Princeton	58 63	232	H	Dartmouth	70 65								
79	A	Penn	43 63	77	N	Buffalo	74 62								
178	H	Columbia	70 68	236	N	UNC Asheville	79 62								

Non-Div I Games:

Harvard

Average RPI Win:	263	WON-LOST	WINNING	LAST 10	STRENGTH OF	OPP. STRENGTH	TEAM	ADJ.	CONF.	ADJ CONF.
Average RPI Loss:	140	RECORD	PCT. RANK	GAMES	SCHEDULE	OF SCHEDULE	RPI	RPI	RPI	RPI
DIV. I ONLY	7- 16	281	4- 6	131	218	257	257	25	25	
DIV. I NON-CONF.	3- 8	262	0- 0	69	121	220	220	23	23	
TOTALS	RPI 1-25	RPI 26-50	W-L RECORDS	RPI 51-100	RPI 101-150	RPI 150+				
7- 16	0- 2	0- 1	OVERALL	0- 2	0- 3	7- 8				
6- 6	0- 1	0- 1	HOME	0- 0	0- 1	6- 3				
1- 10	0- 1	0- 0	AWAY	0- 2	0- 2	1- 5				
0- 0	0- 0	0- 0	NEUTRAL	0- 0	0- 0	0- 0				
3- 8	0- 2	0- 1	NON-CONFERENCE	0- 2	0- 0	3- 3				
3- 3	0- 1	0- 1	HOME	0- 0	0- 0	3- 1				
0- 5	0- 1	0- 0	AWAY	0- 2	0- 0	0- 2				
0- 0	0- 0	0- 0	NEUTRAL	0- 0	0- 0	0- 0				
4- 8	0- 0	0- 0	CONFERENCE	0- 0	0- 3	4- 5				
3- 3	0- 0	0- 0	HOME	0- 0	0- 1	3- 2				
1- 5	0- 0	0- 0	AWAY	0- 0	0- 2	1- 3				
0- 0	0- 0	0- 0	NEUTRAL	0- 0	0- 0	0- 0				

RPI 1-25				RPI 26-50				RPI 51-100				RPI 101+ Team's RPI: 257			
RPI	S	Opponent	Score	RPI	S	Opponent	Score	RPI	S	Opponent	Score	RPI	S	Opponent	Score
4	H	Mississippi St.	41 66	28	H	Oregon	49 86	57	A	Southern California	44 76	102	A	UC Davis	55 70
11	A	UCLA	49 72					88	A	Boise St.	49 61	102	H	UC Davis	50 69
												118	A	Long Beach St.	57 68
												163	A	UC Riverside	45 63
												163	H	UC Riverside	59 79
												174	H	New Mexico St.	56 53
												179	A	CSUN	56 67
												194	H	San Jose St.	61 77
												216	H	Grand Canyon	51 47
												237	A	Cal Poly	87 79
												237	H	Cal Poly	66 57
												243	A	UC Santa Barbara	62 74
												243	H	UC Santa Barbara	52 67
												265	A	CSU Bakersfield	51 58
												286	A	Nevada	59 67
												310	H	Youngstown St.	72 50
												326	H	UC Irvine	79 62
												342	H	Cal St. Fullerton	60 50
LAST 12 Division I GAMES:															
102	H	UC Davis	50 69	326	H	UC Irvine	79 62								
243	H	UC Santa Barbara	52 67	243	A	UC Santa Barbara	62 74								
163	H	UC Riverside	59 79	237	A	Cal Poly	87 79								
179	A	CSUN	56 67	342	H	Cal St. Fullerton	60 50								
163	A	UC Riverside	45 63	102	A	UC Davis	55 70								
237	H	Cal Poly	66 57	118	A	Long Beach St.	57 68								

Non-Div I Games: Hawaii Pacific 88 54

Hawaii

Loss, Non-Conf, S Site, H Home A Away N Neutral

Average RPI Win:	282	WON-LOST	WINNING	LAST 10	STRENGTH OF	OPP. STRENGTH	TEAM	ADJ.	CONF.	ADJ CONF.
Average RPI Loss:	182	RECORD	PCT. RANK	GAMES	SCHEDULE	OF SCHEDULE	RPI	RPI	RPI	RPI
DIV. I ONLY	9- 13	228	8- 2	289	294	264	264	28	28	
DIV. I NON-CONF.	0- 9	335	0- 0	136	213	329	329	28	28	
TOTALS	RPI 1-25	RPI 26-50	W-L RECORDS	RPI 51-100	RPI 101-150	RPI 150+				
9- 13	0- 0	0- 2	OVERALL	0- 0	0- 3	9- 8				
5- 5	0- 0	0- 1	HOME	0- 0	0- 1	5- 3				
4- 8	0- 0	0- 0	AWAY	0- 0	0- 0	4- 0				
0- 0	0- 0	0- 0	NEUTRAL	0- 0	0- 0	0- 0				
0- 9	0- 0	0- 2	NON-CONFERENCE	0- 0	0- 2	0- 5				
0- 4	0- 0	0- 1	HOME	0- 0	0- 1	0- 2				
0- 5	0- 0	0- 1	AWAY	0- 0	0- 1	0- 3				
0- 0	0- 0	0- 0	NEUTRAL	0- 0	0- 0	0- 0				
9- 4	0- 0	0- 0	CONFERENCE	0- 0	0- 1	9- 3				
5- 1	0- 0	0- 0	HOME	0- 0	0- 0	5- 1				
4- 3	0- 0	0- 0	AWAY	0- 0	0- 1	4- 2				
0- 0	0- 0	0- 0	NEUTRAL	0- 0	0- 0	0- 0				

RPI 1-25			RPI 26-50			RPI 51-100			RPI 101+			Team's RPI: 264
RPI	S	Opponent	Score	RPI	S	Opponent	Score	RPI	S	Opponent	Score	
				45	H	Ohio	48 76	106	A	Ole Miss	62 73	
				50	A	West Virginia	59 82	119	H	Stetson	47 81	
								135	A	Radford	56 59	
								180	A	UAB	66 75	
								210	H	UNCG	67 69	
								213	A	Campbell	33 58	
								223	H	Presbyterian	87 60	
								236	A	UNC Asheville	76 60	
								236	H	UNC Asheville	81 70	
								241	A	Liberty	74 81	
								241	H	Liberty	78 69	
								246	H	Charleston So.	68 74	
								261	H	Norfolk St.	60 63	
								275	A	Davidson	72 82	
								288	A	Western Caro.	64 73	
								307	A	Gardner-Webb	84 65	
								307	H	Gardner-Webb	71 69	
								328	A	Winthrop	70 57	
								328	H	Winthrop	88 43	
								336	A	Longwood	80 49	
LAST 12 Division I GAMES:												
				241	H	Liberty	78 69	213	A	Campbell	33 58	
				307	A	Gardner-Webb	84 65	307	H	Gardner-Webb	71 69	
				328	A	Winthrop	70 57	135	A	Radford	56 59	
				236	H	UNC Asheville	81 70	236	A	UNC Asheville	76 60	
				336	A	Longwood	80 49	246	H	Charleston So.	68 74	
				223	H	Presbyterian	87 60	241	A	Liberty	74 81	

Non-Div I Games: Spring Hill 74 58 Brevard 89 42

High Point

■ Loss,
 ■ Non-Conf,
 ■ S Site,
 ■ H Home
 ■ A Away
 N Neutral

Hofstra

Through Games Of Feb. 17, 2017

Average RPI Win:	206	WON-LOST	WINNING	LAST 10	STRENGTH OF	OPP. STRENGTH	TEAM	ADJ.	CONF.	ADJ CONF.
Average RPI Loss:	121	RECORD	PCT. RANK	GAMES	SCHEDULE	OF SCHEDULE	RPI	RPI	RPI	RPI
DIV. I ONLY	10- 15	233	2- 8	101	163	183	183	8	8	
DIV. I NON-CONF.	7- 4	114	0- 0	181	332	119	119	8	8	
TOTALS	RPI 1-25	RPI 26-50	W-L RECORDS	RPI 51-100	RPI 101-150	RPI 150+				
10- 15	0- 0	0- 4	OVERALL	1- 2	2- 4	7- 5				
6- 6	0- 0	0- 2	HOME	0- 0	1- 1	5- 3				
4- 9	0- 0	0- 2	AWAY	1- 2	1- 3	2- 2				
0- 0	0- 0	0- 0	NEUTRAL	0- 0	0- 0	0- 0				
7- 4	0- 0	0- 0	NON-CONFERENCE	1- 1	1- 1	5- 2				
4- 1	0- 0	0- 0	HOME	0- 0	0- 0	4- 1				
3- 3	0- 0	0- 0	AWAY	1- 1	1- 1	1- 1				
0- 0	0- 0	0- 0	NEUTRAL	0- 0	0- 0	0- 0				
3- 11	0- 0	0- 4	CONFERENCE	0- 1	1- 3	2- 3				
2- 5	0- 0	0- 2	HOME	0- 0	1- 1	1- 2				
1- 6	0- 0	0- 2	AWAY	0- 1	0- 2	1- 1				
0- 0	0- 0	0- 0	NEUTRAL	0- 0	0- 0	0- 0				

RPI S	Opponent	Score	RPI S	Opponent	Score	RPI S	Opponent	Score	RPI S	Opponent	Score	Team's RPI: 183
29	A Elon	61 72	29	H Elon	53 64	58	A Drexel	43 65	102	A UC Davis	64 60	
39	A James Madison	57 93	39	A James Madison	50 61	77	A Buffalo	50 74	123	A Delaware	45 56	
39	H James Madison	50 61				98	A Saint Joseph's	75 64	123	H Delaware	56 73	
									130	A Navy	69 78	
									150	A William & Mary	65 81	
									150	H William & Mary	64 61	
									168	H Northeastern	51 53	
									175	H Hartford	67 69	
									185	A Col. of Charleston	55 71	
									185	H Col. of Charleston	85 81	
									192	A Towson	70 61	
									196	H American	72 67	
									208	H UNCW	54 56	
									229	H Marist	62 42	
									274	A Stony Brook	67 64	
									282	A Sacramento St.	85 97	
									289	H Massachusetts	71 55	
									348	H Delaware St.	64 44	
LAST 12 Division I GAMES:												
29	A Elon	61 72	29	H Elon	53 64							
123	A Delaware	45 56	185	A Col. of Charleston	55 71							
185	H Col. of Charleston	85 81	58	A Drexel	43 65							
150	A William & Mary	65 81	208	H UNCW	54 56							
150	H William & Mary	64 61	123	H Delaware	56 73							
39	H James Madison	50 61	192	A Towson	70 61							

Non-Div I Games:

Hofstra

■ Loss,
 ■ Non-Conf,
 ■ S Site,
 ■ H Home
 ■ A Away
 N Neutral

Holy Cross

Through Games Of Feb. 17, 2017

Average RPI Win:	241	WON-LOST	WINNING	LAST 10	STRENGTH OF	OPP. STRENGTH	TEAM	ADJ.	CONF.	ADJ CONF.
Average RPI Loss:	194	RECORD	PCT. RANK	GAMES	SCHEDULE	OF SCHEDULE	RPI	RPI	RPI	RPI
DIV. I ONLY	6- 19	302	4- 6	256	277	319	319	24	24	
DIV. I NON-CONF.	2- 9	293	0- 0	307	254	339	339	25	25	
TOTALS	RPI 1-25	RPI 26-50	W-L RECORDS	RPI 51-100	RPI 101-150	RPI 150+				
6- 19	0- 0	0- 2	OVERALL	1- 2	0- 2	5- 13				
4- 8	0- 0	0- 1	HOME	1- 1	0- 1	3- 5				
2- 11	0- 0	0- 1	AWAY	0- 1	0- 1	2- 8				
0- 0	0- 0	0- 0	NEUTRAL	0- 0	0- 0	0- 0				
2- 9	0- 0	0- 2	NON-CONFERENCE	0- 1	0- 0	2- 6				
2- 3	0- 0	0- 1	HOME	0- 1	0- 0	2- 1				
0- 6	0- 0	0- 1	AWAY	0- 0	0- 0	0- 5				
0- 0	0- 0	0- 0	NEUTRAL	0- 0	0- 0	0- 0				
4- 10	0- 0	0- 0	CONFERENCE	1- 1	0- 2	3- 7				
2- 5	0- 0	0- 0	HOME	1- 0	0- 1	1- 4				
2- 5	0- 0	0- 0	AWAY	0- 1	0- 1	2- 3				
0- 0	0- 0	0- 0	NEUTRAL	0- 0	0- 0	0- 0				

RPI S	Opponent	Score	RPI S	Opponent	Score	RPI S	Opponent	Score	RPI S	Opponent	Score	Team's RPI: 319
31	A Arizona St.	33 63	66	A Bucknell	48 77	130	A Navy	56 57				
43	H Quinnipiac	55 78	66	H Bucknell	63 51	130	H Navy	71 73				
			71	H Penn St.	48 84	153	H Yale	70 71				
						160	A Army West Point	41 60				
						160	H Army West Point	59 67				
						196	A American	61 60				
						229	H Marist	50 46				
						232	A Dartmouth	49 53				
						247	H Boston U.	49 66				
						260	A Colgate	52 70				
						260	H Colgate	54 62				
						271	A Manhattan	56 60				
						284	A Vermont	52 63				
						287	A Bryant	74 76				
						289	A Massachusetts	66 69				
						296	A Lehigh	64 80				
						296	H Lehigh	65 47				
						313	A Lafayette	67 61				
						313	H Lafayette	70 85				
						343	H UMass Lowell	62 47				
LAST 12 Division I GAMES:												
160	A Army West Point	41 60	196	A American	61 60							
296	A Lehigh	64 80	160	H Army West Point	59 67							
313	H Lafayette	70 85	296	H Lehigh	65 47							
66	H Bucknell	63 51	313	A Lafayette	67 61							
260	A Colgate	52 70	66	A Bucknell	48 77							
130	H Navy	71 73	260	H Colgate	54 62							

Non-Div I Games:

Holy Cross

Loss, Non-Conf, S Site, H Home A Away N Neutral

Average RPI Win:	206	WON-LOST	WINNING	LAST 10	STRENGTH OF	OPP. STRENGTH	TEAM	ADJ.	CONF.	ADJ CONF.
Average RPI Loss:	95	RECORD	PCT. RANK	GAMES	SCHEDULE	OF SCHEDULE	RPI	RPI	RPI	RPI
DIV. I ONLY	10- 16	238	2- 8	91	89	173	173	5	5	
DIV. I NON-CONF.	7- 6	157	0- 0	150	257	151	151	5	5	
TOTALS	RPI 1-25	RPI 26-50	W-L RECORDS	RPI 51-100	RPI 101-150	RPI 150+				
10- 16	0- 2	0- 2	OVERALL	0- 4	0- 7	10- 1				
5- 7	0- 1	0- 1	HOME	0- 2	0- 2	5- 1				
5- 8	0- 1	0- 1	AWAY	0- 2	0- 4	5- 0				
0- 1	0- 0	0- 0	NEUTRAL	0- 0	0- 1	0- 0				
7- 6	0- 0	0- 0	NON-CONFERENCE	0- 3	0- 2	7- 1				
4- 2	0- 0	0- 0	HOME	0- 1	0- 0	4- 1				
3- 3	0- 0	0- 0	AWAY	0- 2	0- 1	3- 0				
0- 1	0- 0	0- 0	NEUTRAL	0- 0	0- 1	0- 0				
3- 10	0- 2	0- 2	CONFERENCE	0- 1	0- 5	3- 0				
1- 5	0- 1	0- 1	HOME	0- 1	0- 2	1- 0				
2- 5	0- 1	0- 1	AWAY	0- 0	0- 3	2- 0				
0- 0	0- 0	0- 0	NEUTRAL	0- 0	0- 0	0- 0				

RPI	S	Opponent	Score	RPI	S	Opponent	Score	RPI	S	Opponent	Score	RPI	S	Opponent	Score	Team's RPI: 173
1	A	UConn	42 91	42	A	Tulane	56 82	83	A	UNLV	53 64	112	N	Central Ark.	55 69	
23	H	Temple	57 69	42	H	Tulane	49 57	90	H	SMU	45 66	116	A	UCF	59 85	
								93	A	Texas Tech	60 84	116	H	UCF	48 62	
								99	H	Mercer	60 64	118	A	Long Beach St.	55 65	
												140	A	Memphis	65 66	
												142	A	Cincinnati	64 85	
												142	H	Cincinnati	62 71	
												151	A	East Carolina	73 62	
												154	A	Tulsa	65 62	
												154	H	Tulsa	71 66	
												162	A	Louisiana	69 64	
												164	H	Texas St.	56 61	
												166	A	UTSA	56 49	
												185	H	Col. of Charleston	79 63	
												211	H	Rutgers	53 51	
												256	A	UTRGV	68 52	
												290	H	Alcorn	85 70	
												333	H	Southeastern La.	83 80	
LAST 12 Division I GAMES:																
154	A	Tulsa	65 62	140	A	Memphis	65 66									
142	H	Cincinnati	62 71	90	H	SMU	45 66									
116	A	UCF	59 85	23	H	Temple	57 69									
151	A	East Carolina	73 62	42	A	Tulane	56 82									
42	H	Tulane	49 57	116	H	UCF	48 62									
1	A	UConn	42 91	142	A	Cincinnati	64 85									

Non-Div I Games:

Houston

■ Loss,
 ■ Non-Conf,
 ■ S Site,
 ■ H Home
 ■ A Away
 N Neutral

Houston Baptist

Through Games Of Feb. 17, 2017

Average RPI Win:	323	WON-LOST	WINNING	LAST 10	STRENGTH OF	OPP. STRENGTH	TEAM	ADJ.	CONF.	ADJ CONF.
Average RPI Loss:	206	RECORD	PCT. RANK	GAMES	SCHEDULE	OF SCHEDULE	RPI	RPI	RPI	RPI
DIV. I ONLY	3- 18	330	2- 8	318	292	345	345	27	27	
DIV. I NON-CONF.	0- 8	335	0- 0	139	155	325	325	27	27	
TOTALS	RPI 1-25	RPI 26-50	W-L RECORDS	RPI 51-100	RPI 101-150	RPI 150+				
3- 18	0- 2	0- 0	OVERALL	0- 0	0- 5	3- 11				
3- 8	0- 0	0- 0	HOME	0- 0	0- 3	3- 5				
0- 10	0- 0	0- 0	AWAY	0- 0	0- 0	0- 4				
0- 0	0- 0	0- 0	NEUTRAL	0- 0	0- 0	0- 0				
0- 8	0- 2	0- 0	NON-CONFERENCE	0- 0	0- 2	0- 4				
0- 4	0- 0	0- 0	HOME	0- 0	0- 1	0- 3				
0- 4	0- 2	0- 0	AWAY	0- 0	0- 1	0- 1				
0- 0	0- 0	0- 0	NEUTRAL	0- 0	0- 0	0- 0				
3- 10	0- 0	0- 0	CONFERENCE	0- 0	0- 3	3- 7				
3- 4	0- 0	0- 0	HOME	0- 0	0- 2	3- 2				
0- 6	0- 0	0- 0	AWAY	0- 0	0- 1	0- 5				
0- 0	0- 0	0- 0	NEUTRAL	0- 0	0- 0	0- 0				

RPI	S	Opponent	Score	RPI	S	Opponent	Score	RPI	S	Opponent	Score	RPI	S	Opponent	Score	Team's RPI: 345
5	A	Texas	46 98					105	A	SFA	49 86					
7	A	Baylor	43 118					112	H	Central Ark.	49 80					
								132	H	Lamar University	53 81					
								137	A	Arkansas	40 101					
								149	H	Oral Roberts	65 75					
								171	H	Rice	53 79					
								201	H	Texas Southern	34 50					
								207	H	New Orleans	63 73					
								270	A	McNeese	53 68					
								293	A	Northwestern St.	54 75					
								295	A	Nicholls St.	57 76					
								299	H	A&M-Corpus Christi	56 51					
								300	A	UTEP	45 75					
								330	H	La.-Monroe	65 77					
								332	A	Incarnate Word	54 69					
								332	H	Incarnate Word	68 51					
								333	H	Southeastern La.	71 87					
								337	A	Sam Houston St.	63 78					
								337	H	Sam Houston St.	61 51					
LAST 12 Division I GAMES:																
132	H	Lamar University	53 81	207	H	New Orleans	63 73									
337	A	Sam Houston St.	63 78	332	H	Incarnate Word	68 51									
293	A	Northwestern St.	54 75	112	H	Central Ark.	49 80									
299	H	A&M-Corpus Christi	56 51	270	A	McNeese	53 68									
332	A	Incarnate Word	54 69	333	H	Southeastern La.	71 87									
295	A	Nicholls St.	57 76	337	H	Sam Houston St.	61 51									

Non-Div I Games: S'western Assemblie71 52 Arlington Baptist 75 55

Houston Baptist

Loss, Non-Conf, S Site, H Home A Away N Neutral

Average RPI Win: 297	WON-LOST	WINNING	LAST 10	STRENGTH OF	OPP. STRENGTH	TEAM	ADJ.	CONF.	ADJ CONF.
Average RPI Loss: 212	RECORD	PCT. RANK	GAMES	SCHEDULE	OF SCHEDULE	RPI	RPI	RPI	RPI
DIV. I ONLY	11- 12	193	6- 4	329	341	259	259	32	32
DIV. I NON-CONF.	4- 8	230	1- 0	250	335	250	250	31	31
TOTALS	RPI 1-25	RPI 26-50	W-L RECORDS	RPI 51-100	RPI 101-150	RPI 150+			
11- 12	0- 0	0- 2	OVERALL	0- 0	0- 2	11- 8			
6- 2	0- 0	0- 0	HOME	0- 0	0- 0	6- 2			
5- 10	0- 0	0- 2	AWAY	0- 0	0- 2	5- 6			
0- 0	0- 0	0- 0	NEUTRAL	0- 0	0- 0	0- 0			
4- 8	0- 0	0- 2	NON-CONFERENCE	0- 0	0- 2	4- 4			
2- 1	0- 0	0- 0	HOME	0- 0	0- 0	2- 1			
2- 7	0- 0	0- 2	AWAY	0- 0	0- 2	2- 3			
0- 0	0- 0	0- 0	NEUTRAL	0- 0	0- 0	0- 0			
7- 4	0- 0	0- 0	CONFERENCE	0- 0	0- 0	7- 4			
4- 1	0- 0	0- 0	HOME	0- 0	0- 0	4- 1			
3- 3	0- 0	0- 0	AWAY	0- 0	0- 0	3- 3			
0- 0	0- 0	0- 0	NEUTRAL	0- 0	0- 0	0- 0			

RPI 1-25				RPI 26-50				RPI 51-100				RPI 101+ Team's RPI: 259			
RPI	S	Opponent	Score	RPI	S	Opponent	Score	RPI	S	Opponent	Score	RPI	S	Opponent	Score
				35	A	Michigan	41 109					133	A	Cornell	55 67
				50	A	West Virginia	49 95					142	A	Cincinnati	56 66
												155	A	Brown	78 83
												170	A	Hampton	67 62
												212	A	Robert Morris	42 59
												221	A	Bethune-Cookman	54 75
												249	A	UMES	72 71
												266	H	Savannah St.	55 49
												280	A	N.C. A&T	55 63
												284	H	Vermont	64 57
												298	H	Coppin St.	66 58
												304	H	Mt. St. Mary's	95 62
												315	A	NJIT	55 70
												322	H	Ill.-Chicago	63 70
												323	A	St. Francis Brooklyn	78 63
												339	H	Morgan St.	72 73
												340	A	N.C. Central	73 50
												341	A	Fairleigh Dickinson	71 68
												344	A	Florida A&M	51 55
												344	H	Florida A&M	72 58
												346	H	South Carolina St.	75 57
LAST 12 Division I GAMES:															
				339	H	Morgan St.	72 73					340	A	N.C. Central	73 50
				170	A	Hampton	67 62					280	A	N.C. A&T	55 63
				221	A	Bethune-Cookman	54 75					298	H	Coppin St.	66 58
				344	A	Florida A&M	51 55					249	A	UMES	72 71
				346	H	South Carolina St.	75 57					344	H	Florida A&M	72 58
				266	H	Savannah St.	55 49					284	H	Vermont	64 57

Non-Div I Games:

Howard

■ Loss,
 ■ Non-Conf,
 ■ S Site,
 ■ Home
 ■ A Away
 N Neutral

Average RPI Win:	191	WON-LOST	WINNING	LAST 10	STRENGTH OF	OPP. STRENGTH	TEAM	ADJ.	CONF.	ADJ CONF.
Average RPI Loss:	84	RECORD	PCT. RANK	GAMES	SCHEDULE	OF SCHEDULE	RPI	RPI	RPI	RPI
DIV. I ONLY	17- 7	64	8- 2	127	132	61	61	11	11	
DIV. I NON-CONF.	8- 3	67	0- 0	118	141	71	71	9	9	
TOTALS	RPI 1-25	RPI 26-50	W-L RECORDS	RPI 51-100	RPI 101-150	RPI 150+				
17- 7	0- 0	2- 2	OVERALL	3- 3	2- 1	10- 1				
9- 2	0- 0	2- 1	HOME	1- 1	1- 0	5- 0				
8- 5	0- 0	0- 1	AWAY	2- 2	1- 1	5- 1				
0- 0	0- 0	0- 0	NEUTRAL	0- 0	0- 0	0- 0				
8- 3	0- 0	1- 1	NON-CONFERENCE	1- 2	1- 0	5- 0				
3- 2	0- 0	1- 1	HOME	0- 1	0- 0	2- 0				
5- 1	0- 0	0- 0	AWAY	1- 1	1- 0	3- 0				
0- 0	0- 0	0- 0	NEUTRAL	0- 0	0- 0	0- 0				
9- 4	0- 0	1- 1	CONFERENCE	2- 1	1- 1	5- 1				
6- 0	0- 0	1- 0	HOME	1- 0	1- 0	3- 0				
3- 4	0- 0	0- 1	AWAY	1- 1	0- 1	2- 1				
0- 0	0- 0	0- 0	NEUTRAL	0- 0	0- 0	0- 0				

RPI 1-25				RPI 26-50				RPI 51-100				Team's RPI: 61		RPI 101+			
RPI	S	Opponent	Score	RPI	S	Opponent	Score	RPI	S	Opponent	Score		RPI	S	Opponent	Score	
				26	H	Missouri	73 45	63	A	South Dakota	62 75		141	A	VCU	71 62	
				37	A	South Dakota St.	49 68	65	H	UNI	62 69		149	A	Oral Roberts	45 54	
				37	H	South Dakota St.	64 59	73	A	Belmont	72 78		149	H	Oral Roberts	53 41	
				45	H	Ohio	65 71	81	A	Western Ill.	76 72		158	A	Omaha	44 64	
								81	H	Western Ill.	66 52		158	H	Omaha	79 47	
								97	A	Purdue	67 62		203	A	Indiana St.	45 35	
													220	A	Miami (OH)	65 53	
													240	H	Ga. Southern	83 57	
													263	H	Tennessee Tech	77 63	
													291	H	North Dakota St.	71 58	
													308	A	Denver	67 45	
													308	H	Denver	71 49	
													322	A	Ill.-Chicago	67 57	
													324	A	Fort Wayne	62 48	
LAST 12 Division I GAMES:																	
				37	H	South Dakota St.	64 59	291	H	North Dakota St.	71 58						
				308	A	Denver	67 45	149	H	Oral Roberts	53 41						
				149	A	Oral Roberts	45 54	308	H	Denver	71 49						
				158	H	Omaha	79 47	37	A	South Dakota St.	49 68						
				324	A	Fort Wayne	62 48	63	A	South Dakota	62 75						
				81	A	Western Ill.	76 72	158	A	Omaha	44 64						

Non-Div I Games: Oakland City 95 62 Ind.-Northwest 89 36

IUPUI

Loss, Non-Conf, S Site, H Home A Away N Neutral

Average RPI Win:	251	WON-LOST	WINNING	LAST 10	STRENGTH OF	OPP. STRENGTH	TEAM	ADJ.	CONF.	ADJ CONF.
Average RPI Loss:	90	RECORD	PCT. RANK	GAMES	SCHEDULE	OF SCHEDULE	RPI	RPI	RPI	RPI
DIV. I ONLY	11- 11	169	7- 3	119	198	129	129	19	19	
DIV. I NON-CONF.	3- 6	230	0- 0	23	96	86	86	18	18	
TOTALS	RPI 1-25	RPI 26-50	W-L RECORDS	RPI 51-100	RPI 101-150	RPI 150+				
11- 11	0- 2	0- 1	OVERALL	1- 4	1- 2	9- 2				
3- 3	0- 0	0- 0	HOME	0- 1	1- 1	2- 1				
8- 5	0- 0	0- 0	AWAY	1- 0	0- 0	7- 0				
0- 3	0- 1	0- 0	NEUTRAL	0- 2	0- 0	0- 0				
3- 6	0- 2	0- 1	NON-CONFERENCE	1- 2	0- 0	2- 1				
0- 0	0- 0	0- 0	HOME	0- 0	0- 0	0- 0				
3- 3	0- 1	0- 1	AWAY	1- 0	0- 0	2- 1				
0- 3	0- 1	0- 0	NEUTRAL	0- 2	0- 0	0- 0				
8- 5	0- 0	0- 0	CONFERENCE	0- 2	1- 2	7- 1				
3- 3	0- 0	0- 0	HOME	0- 1	1- 1	2- 1				
5- 2	0- 0	0- 0	AWAY	0- 1	0- 1	5- 0				
0- 0	0- 0	0- 0	NEUTRAL	0- 0	0- 0	0- 0				

RPI 1-25				RPI 26-50				RPI 51-100				RPI 101+ Team's RPI: 129			
RPI	S	Opponent	Score	RPI	S	Opponent	Score	RPI	S	Opponent	Score	RPI	S	Opponent	Score
6	A	Washington	53 105	28	A	Oregon	70 73	65	N	UNI	74 76	114	H	Northern Colo.	67 71
8	N	Oregon St.	49 60					83	N	UNLV	61 73	122	H	North Dakota	74 61
								84	A	Montana St.	64 80	126	A	Eastern Wash.	57 67
								84	H	Montana St.	61 66	177	H	Idaho St.	60 67
								100	A	Wyoming	74 71	214	H	Weber St.	95 77
												216	A	Grand Canyon	60 64
												226	A	Seattle U	68 64
												233	A	Portland St.	72 66
												282	A	Sacramento St.	72 58
												283	A	Southern Utah	85 68
												303	A	Northern Ariz.	91 80
												327	A	Montana	86 59
												327	H	Montana	75 50
												342	A	Cal St. Fullerton	88 86
LAST 12 Division I GAMES:															
122	H	North Dakota	74 61	303	A	Northern Ariz.	91 80								
114	H	Northern Colo.	67 71	283	A	Southern Utah	85 68								
282	A	Sacramento St.	72 58	177	H	Idaho St.	60 67								
233	A	Portland St.	72 66	214	H	Weber St.	95 77								
327	H	Montana	75 50	84	A	Montana St.	64 80								
84	H	Montana St.	61 66	327	A	Montana	86 59								

Non-Div I Games: Lewis-Clark St. 85 49 Central Wash. 79 45

Idaho

Loss, Non-Conf, S Site, H Home A Away N Neutral

Average RPI Win:	254	WON-LOST	WINNING	LAST 10	STRENGTH OF	OPP. STRENGTH	TEAM	ADJ.	CONF.	ADJ CONF.
Average RPI Loss:	117	RECORD	PCT. RANK	GAMES	SCHEDULE	OF SCHEDULE	RPI	RPI	RPI	RPI
DIV. I ONLY	13- 10	132	6- 4	267	171	177	177	19	19	
DIV. I NON-CONF.	5- 5	165	0- 0	308	74	200	200	18	18	
TOTALS	RPI 1-25	RPI 26-50	W-L RECORDS	RPI 51-100	RPI 101-150	RPI 150+				
13- 10	0- 1	0- 1	OVERALL	1- 1	1- 5	11- 2				
8- 2	0- 0	0- 0	HOME	1- 0	0- 2	7- 0				
4- 7	0- 0	0- 0	AWAY	0- 0	1- 1	3- 0				
1- 1	0- 0	0- 1	NEUTRAL	0- 0	0- 0	1- 0				
5- 5	0- 1	0- 1	NON-CONFERENCE	0- 1	0- 1	5- 1				
3- 0	0- 0	0- 0	HOME	0- 0	0- 0	3- 0				
1- 4	0- 1	0- 0	AWAY	0- 1	0- 1	1- 1				
1- 1	0- 0	0- 1	NEUTRAL	0- 0	0- 0	1- 0				
8- 5	0- 0	0- 0	CONFERENCE	1- 0	1- 4	6- 1				
5- 2	0- 0	0- 0	HOME	1- 0	0- 2	4- 0				
3- 3	0- 0	0- 0	AWAY	0- 0	1- 2	2- 1				
0- 0	0- 0	0- 0	NEUTRAL	0- 0	0- 0	0- 0				

RPI 1-25				RPI 26-50				RPI 51-100				RPI 101+ Team's RPI: 177			
RPI	S	Opponent	Score	RPI	S	Opponent	Score	RPI	S	Opponent	Score	RPI	S	Opponent	Score
8	A	Oregon St.	38 61	39	N	James Madison	53 83	84	H	Montana St.	67 59	114	H	Northern Colo.	62 77
								85	A	Colorado	56 85	122	A	North Dakota	56 63
												122	H	North Dakota	62 65
												126	A	Eastern Wash.	41 58
												129	A	Idaho	67 60
												147	A	Santa Clara	78 82
												193	A	Utah St.	56 69
												205	A	Wisconsin	42 35
												214	A	Weber St.	43 50
												214	H	Weber St.	57 52
												233	H	Portland St.	53 47
												275	N	Davidson	70 58
												282	H	Sacramento St.	79 60
												283	A	Southern Utah	71 68
												303	A	Northern Ariz.	64 51
												308	H	Denver	65 64
												326	H	UC Irvine	65 54
												327	H	Montana	61 43
												331	H	Utah Valley	61 56
LAST 12 Division I GAMES:															
122	A	North Dakota	56 63	122	H	North Dakota	62 65								
282	H	Sacramento St.	79 60	114	H	Northern Colo.	62 77								
233	H	Portland St.	53 47	129	A	Idaho	67 60								
283	A	Southern Utah	71 68	126	A	Eastern Wash.	41 58								
303	A	Northern Ariz.	64 51	214	A	Weber St.	43 50								
214	H	Weber St.	57 52	84	H	Montana St.	67 59								

Non-Div I Games: Montana Tech 77 55

Idaho St.

■ Loss,
 ■ Non-Conf, S Site,
 ■ Home
 ■ Away
 N Neutral

Average RPI Win:	242	WON-LOST	WINNING	LAST 10	STRENGTH OF	OPP. STRENGTH	TEAM	ADJ.	CONF.	ADJ CONF.
Average RPI Loss:	173	RECORD	PCT. RANK	GAMES	SCHEDULE	OF SCHEDULE	RPI	RPI	RPI	RPI
DIV. I ONLY	3- 21	337	2- 8	166	261	322	322	20	20	
DIV. I NON-CONF.	1- 8	314	0- 0	151	194	297	297	21	21	
TOTALS	RPI 1-25	RPI 26-50	W-L RECORDS	RPI 51-100	RPI 101-150	RPI 150+				
3- 21	0- 0	0- 2	OVERALL	0- 4	0- 4	3- 11				
2- 10	0- 0	0- 1	HOME	0- 1	0- 2	2- 6				
1- 11	0- 0	0- 1	AWAY	0- 3	0- 2	1- 5				
0- 0	0- 0	0- 0	NEUTRAL	0- 0	0- 0	0- 0				
1- 8	0- 0	0- 1	NON-CONFERENCE	0- 4	0- 0	1- 3				
0- 4	0- 0	0- 0	HOME	0- 1	0- 0	0- 3				
1- 4	0- 0	0- 1	AWAY	0- 3	0- 0	1- 0				
0- 0	0- 0	0- 0	NEUTRAL	0- 0	0- 0	0- 0				
2- 13	0- 0	0- 1	CONFERENCE	0- 0	0- 4	2- 8				
2- 6	0- 0	0- 1	HOME	0- 0	0- 2	2- 3				
0- 7	0- 0	0- 0	AWAY	0- 0	0- 2	0- 5				
0- 0	0- 0	0- 0	NEUTRAL	0- 0	0- 0	0- 0				

RPI 1-25				RPI 26-50				RPI 51-100				RPI 101+				Team's RPI: 322
RPI	S	Opponent	Score	RPI	S	Opponent	Score	RPI	S	Opponent	Score	RPI	S	Opponent	Score	
				36	H	Green Bay	65 79	55	A	Virginia	39 76	136	A	Wright St.	51 62	
				41	A	Central Mich.	55 77	59	A	Northwestern	44 88	136	H	Wright St.	54 73	
								61	H	IUPUI	57 67	146	A	Milwaukee	55 83	
								82	A	Toledo	51 79	146	H	Milwaukee	65 88	
												156	A	Detroit Mercy	76 98	
												156	H	Detroit Mercy	63 62	
												159	A	Oakland	58 81	
												185	A	Cleveland St.	59 77	
												185	H	Cleveland St.	59 63	
												209	H	Bradley	56 65	
												259	A	Howard	70 63	
												292	A	Northern Ky.	49 66	
												292	H	Northern Ky.	37 58	
												306	H	Illinois St.	52 59	
												310	A	Youngstown St.	54 70	
												310	H	Youngstown St.	59 65	
												311	H	Valparaiso	74 60	
												324	H	Fort Wayne	55 61	
LAST 12 Division I GAMES:																
				156	H	Detroit Mercy	63 62	292	H	Northern Ky.	37 58					
				136	A	Wright St.	51 62	136	H	Wright St.	54 73					
				292	A	Northern Ky.	49 66	146	A	Milwaukee	55 83					
				310	H	Youngstown St.	59 65	185	A	Cleveland St.	59 77					
				185	H	Cleveland St.	59 63	310	A	Youngstown St.	54 70					
				311	H	Valparaiso	74 60	36	H	Green Bay	65 79					

Non-Div I Games: Lake Forest 84 48 Robert Morris (IL) 106 58

Ill.-Chicago

■ Loss,
 ■ Non-Conf, S Site,
 ■ Home
 ■ Away
 N Neutral

Average RPI Win:	201	WON-LOST	WINNING	LAST 10	STRENGTH OF	OPP. STRENGTH	TEAM	ADJ.	CONF.	ADJ CONF.
Average RPI Loss:	70	RECORD	PCT. RANK	GAMES	SCHEDULE	OF SCHEDULE	RPI	RPI	RPI	RPI
DIV. I ONLY	8- 18	276	1- 9	24	100	184	184	6	6	
DIV. I NON-CONF.	5- 8	218	0- 0	44	284	196	196	6	6	
TOTALS	RPI 1-25	RPI 26-50	W-L RECORDS	RPI 51-100	RPI 101-150	RPI 150+				
8- 18	0- 2	1- 7	OVERALL	1- 7	1- 1	5- 1				
8- 8	0- 1	1- 1	HOME	1- 4	1- 1	5- 1				
0- 10	0- 1	0- 6	AWAY	0- 3	0- 0	0- 0				
0- 0	0- 0	0- 0	NEUTRAL	0- 0	0- 0	0- 0				
5- 8	0- 0	0- 3	NON-CONFERENCE	1- 3	1- 1	3- 1				
5- 4	0- 0	0- 0	HOME	1- 2	1- 1	3- 1				
0- 4	0- 0	0- 3	AWAY	0- 1	0- 0	0- 0				
0- 0	0- 0	0- 0	NEUTRAL	0- 0	0- 0	0- 0				
3- 10	0- 2	1- 4	CONFERENCE	0- 4	0- 0	2- 0				
3- 4	0- 1	1- 1	HOME	0- 2	0- 0	2- 0				
0- 6	0- 1	0- 3	AWAY	0- 2	0- 0	0- 0				
0- 0	0- 0	0- 0	NEUTRAL	0- 0	0- 0	0- 0				

RPI 1-25				RPI 26-50				RPI 51-100				RPI 101+ Team's RPI: 184			
RPI	S	Opponent	Score	RPI	S	Opponent	Score	RPI	S	Opponent	Score	RPI	S	Opponent	Score
20	A	Maryland	59 84	27	A	Ohio St.	64 88	62	A	Minnesota	50 78	136	H	Wright St.	76 72
20	H	Maryland	49 94	35	H	Michigan	70 86	63	A	South Dakota	68 77	140	H	Memphis	54 64
				41	A	Central Mich.	51 82	71	A	Penn St.	66 82	200	H	Nebraska	79 59
				44	A	Iowa	58 78	71	H	Penn St.	62 80	211	H	Rutgers	78 41
				44	H	Iowa	70 65	78	H	Wake Forest	70 79	255	H	Marshall	53 55
				45	A	Ohio	68 80	95	H	FGCU	82 73	278	H	Ark.-Pine Bluff	70 58
				48	A	George Washington	56 72	97	H	Purdue	64 72	321	H	USC Upstate	77 57
				49	A	Michigan St.	47 71	99	H	Mercer	33 51	324	H	Fort Wayne	56 33
LAST 12 Division I GAMES:															
71	H	Penn St.	62 80	27	A	Ohio St.	64 88								
20	A	Maryland	59 84	62	A	Minnesota	50 78								
97	H	Purdue	64 72	200	H	Nebraska	79 59								
35	H	Michigan	70 86	44	A	Iowa	58 78								
71	A	Penn St.	66 82	211	H	Rutgers	78 41								
20	H	Maryland	49 94	49	A	Michigan St.	47 71								

Non-Div I Games:

Illinois

Average RPI Win:	279	WON-LOST	WINNING	LAST 10	STRENGTH OF	OPP. STRENGTH	TEAM	ADJ.	CONF.	ADJ CONF.
Average RPI Loss:	143	RECORD	PCT. RANK	GAMES	SCHEDULE	OF SCHEDULE	RPI	RPI	RPI	RPI
DIV. I ONLY	7- 18	289	3- 7	234	172	306	306	16	16	
DIV. I NON-CONF.	3- 8	262	0- 0	262	182	304	304	14	14	
TOTALS	RPI 1-25	RPI 26-50	W-L RECORDS	RPI 51-100	RPI 101-150	RPI 150+				
7- 18	0- 0	0- 3	OVERALL	0- 4	0- 1	7- 10				
6- 8	0- 0	0- 1	HOME	0- 1	0- 1	6- 5				
1- 10	0- 0	0- 2	AWAY	0- 3	0- 0	1- 5				
0- 0	0- 0	0- 0	NEUTRAL	0- 0	0- 0	0- 0				
3- 8	0- 0	0- 1	NON-CONFERENCE	0- 2	0- 1	3- 4				
2- 4	0- 0	0- 0	HOME	0- 0	0- 1	2- 3				
1- 4	0- 0	0- 1	AWAY	0- 2	0- 0	1- 1				
0- 0	0- 0	0- 0	NEUTRAL	0- 0	0- 0	0- 0				
4- 10	0- 0	0- 2	CONFERENCE	0- 2	0- 0	4- 6				
4- 4	0- 0	0- 1	HOME	0- 1	0- 0	4- 2				
0- 6	0- 0	0- 1	AWAY	0- 1	0- 0	0- 4				
0- 0	0- 0	0- 0	NEUTRAL	0- 0	0- 0	0- 0				

RPI S	Opponent	Score	RPI S	Opponent	Score	RPI S	Opponent	Score	RPI S	Opponent	Score	Team's RPI: 306
31	A Arizona St.	40 76	65	A UNI	51 82	146	H Milwaukee	60 68				
34	A Drake	49 101	65	H UNI	40 78	153	H Yale	45 59				
34	H Drake	36 87	68	A Northern Ill.	66 108	161	A Missouri St.	60 65				
			81	A Western Ill.	50 80	181	H George Mason	46 72				
						188	H Southern Ill.	56 63				
						203	A Indiana St.	49 63				
						203	H Indiana St.	47 65				
						205	H Wisconsin	46 64				
						209	H Bradley	71 63				
						215	A Wichita St.	45 67				
						215	H Wichita St.	54 50				
						218	A SIUE	80 92				
						267	H Evansville	71 58				
						311	H Valparaiso	77 56				
						312	H Eastern Ill.	60 49				
						316	A Loyola Chicago	61 64				
						316	H Loyola Chicago	63 51				
						322	A Ill.-Chicago	59 52				
LAST 12 Division I GAMES:												
215	H Wichita St.	54 50	267	H Evansville	71 58							
65	A UNI	51 82	215	A Wichita St.	45 67							
34	A Drake	49 101	161	A Missouri St.	60 65							
316	H Loyola Chicago	63 51	34	H Drake	36 87							
203	H Indiana St.	47 65	65	H UNI	40 78							
188	H Southern Ill.	56 63	203	A Indiana St.	49 63							

Non-Div I Games:

Illinois St.

Average RPI Win: 321		WON-LOST	WINNING	LAST 10	STRENGTH OF	OPP. STRENGTH	TEAM	ADJ.	CONF.	ADJ CONF.
Average RPI Loss: 204		RECORD	PCT. RANK	GAMES	SCHEDULE	OF SCHEDULE	RPI	RPI	RPI	RPI
DIV. I ONLY		5- 18	309	3- 7	322	309	332	332	27	27
DIV. I NON-CONF.		0- 9	335	0- 0	313	281	348	348	27	27
TOTALS	RPI 1-25	RPI 26-50		W-L RECORDS		RPI 51-100	RPI 101-150	RPI 150+		
5- 18	0- 0	0- 0		OVERALL		0- 0	0- 5	5- 13		
3- 6	0- 0	0- 0		HOME		0- 0	0- 2	3- 4		
2- 10	0- 0	0- 0		AWAY		0- 0	0- 0	2- 0		
0- 2	0- 0	0- 0		NEUTRAL		0- 0	0- 0	0- 2		
0- 9	0- 0	0- 0		NON-CONFERENCE		0- 0	0- 1	0- 8		
0- 2	0- 0	0- 0		HOME		0- 0	0- 0	0- 2		
0- 5	0- 0	0- 0		AWAY		0- 0	0- 1	0- 4		
0- 2	0- 0	0- 0		NEUTRAL		0- 0	0- 0	0- 2		
5- 9	0- 0	0- 0		CONFERENCE		0- 0	0- 4	5- 5		
3- 4	0- 0	0- 0		HOME		0- 0	0- 2	3- 2		
2- 5	0- 0	0- 0		AWAY		0- 0	0- 2	2- 3		
0- 0	0- 0	0- 0		NEUTRAL		0- 0	0- 0	0- 0		

RPI 1-25				RPI 26-50				RPI 51-100				RPI 101+				Team's RPI: 332	
RPI	S	Opponent	Score	RPI	S	Opponent	Score	RPI	S	Opponent	Score	RPI	S	Opponent	Score		
												104	H	Abilene Christian	66	75	
												105	H	SFA	75	94	
												112	A	Central Ark.	50	63	
												124	A	TCU	40	88	
												132	A	Lamar University	54	83	
												164	A	Texas St.	50	67	
												171	H	Rice	43	60	
												193	N	Utah St.	46	79	
												195	A	North Texas	61	84	
												207	A	New Orleans	58	84	
												207	H	New Orleans	67	71	
												215	A	Wichita St.	63	73	
												230	N	Murray St.	68	72	
												270	A	McNeese	61	78	
												285	H	Eastern Mich.	47	66	
												293	H	Northwestern St.	74	76	
												295	A	Nicholls St.	78	52	
												299	H	A&M-Corpus Christi	63	56	
												327	A	Montana	56	61	
												333	A	Southeastern La.	85	76	
												333	H	Southeastern La.	96	56	
												345	A	Houston Baptist	51	68	
												345	H	Houston Baptist	69	54	
LAST 12 Division I GAMES:																	
				299	H	A&M-Corpus Christi	63 56	105	H	SFA	75 94						
				270	A	McNeese	61 78	333	H	Southeastern La.	96 56						
				207	A	New Orleans	58 84	345	A	Houston Baptist	51 68						
				345	H	Houston Baptist	69 54	132	A	Lamar University	54 83						
				112	A	Central Ark.	50 63	207	H	New Orleans	67 71						
				104	H	Abilene Christian	66 75	293	H	Northwestern St.	74 76						

Non-Div I Games: LSU-Alexandria 106 79 Tex. A&M-Kingsville 79 66

Incarnate Word

■ Loss, ■ Non-Conf, S Site, H Home A Away N Neutral

Indiana

Through Games Of Feb. 17, 2017

Average RPI Win:	159	WON-LOST	WINNING	LAST 10	STRENGTH OF	OPP. STRENGTH	TEAM	ADJ.	CONF.	ADJ CONF.
Average RPI Loss:	40	RECORD	PCT. RANK	GAMES	SCHEDULE	OF SCHEDULE	RPI	RPI	RPI	RPI
DIV. I ONLY	18- 8	71	6- 4	65	76	40	40	6	6	
DIV. I NON-CONF.	10- 3	54	0- 0	230	80	76	76	6	6	
TOTALS	RPI 1-25	RPI 26-50	W-L RECORDS	RPI 51-100	RPI 101-150	RPI 150+				
18- 8	0- 1	1- 5	OVERALL	8- 2	0- 0	9- 0				
11- 2	0- 1	1- 1	HOME	5- 0	0- 0	5- 0				
5- 6	0- 0	0- 4	AWAY	2- 2	0- 0	3- 0				
2- 0	0- 0	0- 0	NEUTRAL	1- 0	0- 0	1- 0				
10- 3	0- 0	0- 2	NON-CONFERENCE	3- 1	0- 0	7- 0				
6- 0	0- 0	0- 0	HOME	1- 0	0- 0	5- 0				
2- 3	0- 0	0- 2	AWAY	1- 1	0- 0	1- 0				
2- 0	0- 0	0- 0	NEUTRAL	1- 0	0- 0	1- 0				
8- 5	0- 1	1- 3	CONFERENCE	5- 1	0- 0	2- 0				
5- 2	0- 1	1- 1	HOME	4- 0	0- 0	0- 0				
3- 3	0- 0	0- 2	AWAY	1- 1	0- 0	2- 0				
0- 0	0- 0	0- 0	NEUTRAL	0- 0	0- 0	0- 0				

RPI 1-25				RPI 26-50				Team's RPI: 40				RPI 51-100				RPI 101+			
RPI	S	Opponent	Score	RPI	S	Opponent	Score	RPI	S	Opponent	Score	RPI	S	Opponent	Score	RPI	S	Opponent	Score
20	H	Maryland	56 92	27	H	Ohio St.	82 92	59	A	Northwestern	67 80	159	H	Oakland	84 59				
				30	A	North Carolina St.	70 84	59	H	Northwestern	66 38	195	A	North Texas	94 64				
				35	A	Michigan	74 78	60	A	Western Ky.	74 85	205	A	Wisconsin	78 54				
				35	H	Michigan	72 61	62	H	Minnesota	78 62	211	A	Rutgers	63 52				
				38	A	Auburn	67 71	71	A	Penn St.	89 70	223	H	Presbyterian	71 37				
				49	A	Michigan St.	60 69	71	H	Penn St.	72 66	274	N	Stony Brook	74 60				
								80	N	Florida	102 88	292	H	Northern Ky.	100 49				
								87	A	Chattanooga	79 76	311	H	Valparaiso	87 58				
								94	H	Vanderbilt	94 61	343	H	UMass Lowell	79 45				
								97	H	Purdue	74 60								
LAST 12 Division I GAMES:																			
				35	H	Michigan	72 61	71	H	Penn St.	72 66								
				59	H	Northwestern	66 38	97	H	Purdue	74 60								
				211	A	Rutgers	63 52	59	A	Northwestern	67 80								
				20	H	Maryland	56 92	35	A	Michigan	74 78								
				49	A	Michigan St.	60 69	62	H	Minnesota	78 62								
				205	A	Wisconsin	78 54	27	H	Ohio St.	82 92								

Non-Div I Games:

Indiana

■ Loss,
 ■ Non-Conf, S Site,
 ■ Home
 ■ Away
 N Neutral

Average RPI Win:	239	WON-LOST	WINNING	LAST 10	STRENGTH OF	OPP. STRENGTH	TEAM	ADJ.	CONF.	ADJ CONF.
Average RPI Loss:	150	RECORD	PCT. RANK	GAMES	SCHEDULE	OF SCHEDULE	RPI	RPI	RPI	RPI
DIV. I ONLY	12- 12	169	4- 6	307	128	203	203	16	16	
DIV. I NON-CONF.	6- 5	148	0- 0	310	112	174	174	14	14	
TOTALS	RPI 1-25	RPI 26-50	W-L RECORDS	RPI 51-100	RPI 101-150	RPI 150+				
12- 12	0- 0	0- 3	OVERALL	0- 2	2- 0	10- 7				
5- 4	0- 0	0- 1	HOME	0- 1	0- 0	5- 2				
7- 8	0- 0	0- 2	AWAY	0- 1	2- 0	5- 5				
0- 0	0- 0	0- 0	NEUTRAL	0- 0	0- 0	0- 0				
6- 5	0- 0	0- 1	NON-CONFERENCE	0- 1	2- 0	4- 3				
2- 1	0- 0	0- 0	HOME	0- 1	0- 0	2- 0				
4- 4	0- 0	0- 1	AWAY	0- 0	2- 0	2- 3				
0- 0	0- 0	0- 0	NEUTRAL	0- 0	0- 0	0- 0				
6- 7	0- 0	0- 2	CONFERENCE	0- 1	0- 0	6- 4				
3- 3	0- 0	0- 1	HOME	0- 0	0- 0	3- 2				
3- 4	0- 0	0- 1	AWAY	0- 1	0- 0	3- 2				
0- 0	0- 0	0- 0	NEUTRAL	0- 0	0- 0	0- 0				

RPI S	Opponent	Score	RPI S	Opponent	Score	RPI S	Opponent	Score	RPI S	Opponent	Score	Team's RPI: 203
26	A Missouri	48 77	61	H IUPUI	35 45	107	A Saint Louis	70 67				
34	A Drake	62 76	65	A UNI	47 59	142	A Cincinnati	63 55				
34	H Drake	45 64				154	H Tulsa	72 68				
						158	A Omaha	45 72				
						161	H Missouri St.	46 49				
						188	A Southern Ill.	68 53				
						209	A Bradley	41 54				
						209	H Bradley	58 51				
						215	H Wichita St.	42 56				
						220	A Miami (OH)	62 54				
						239	A Butler	48 66				
						267	A Evansville	41 57				
						292	H Northern Ky.	58 38				
						306	A Illinois St.	65 47				
						306	H Illinois St.	63 49				
						312	A Eastern Ill.	88 61				
						316	A Loyola Chicago	48 38				
						316	H Loyola Chicago	53 32				
						329	A Fla. Atlantic	67 70				
LAST 12 Division I GAMES:												
34	H Drake	45 64	34	A Drake	62 76							
316	H Loyola Chicago	53 32	65	A UNI	47 59							
209	A Bradley	41 54	316	A Loyola Chicago	48 38							
306	A Illinois St.	65 47	306	H Illinois St.	63 49							
161	H Missouri St.	46 49	209	H Bradley	58 51							
215	H Wichita St.	42 56	188	A Southern Ill.	68 53							

Non-Div I Games:

Indiana St.

■ Loss,
 ■ Non-Conf,
 ■ S Site,
 ■ H Home
 ■ A Away
 N Neutral

Average RPI Win: 219	WON-LOST	WINNING	LAST 10	STRENGTH OF	OPP. STRENGTH	TEAM	ADJ.	CONF.	ADJ CONF.
Average RPI Loss: 147	RECORD	PCT. RANK	GAMES	SCHEDULE	OF SCHEDULE	RPI	RPI	RPI	RPI
DIV. I ONLY	15- 11	124	6- 4	189	209	152	152	18	18
DIV. I NON-CONF.	5- 4	143	0- 0	149	191	145	145	17	17
TOTALS	RPI 1-25	RPI 26-50	W-L RECORDS	RPI 51-100	RPI 101-150	RPI 150+			
15- 11	0- 0	1- 1	OVERALL	1- 1	2- 4	11- 5			
9- 4	0- 0	1- 0	HOME	1- 0	1- 2	6- 2			
6- 7	0- 0	0- 1	AWAY	0- 1	1- 2	5- 3			
0- 0	0- 0	0- 0	NEUTRAL	0- 0	0- 0	0- 0			
5- 4	0- 0	0- 0	NON-CONFERENCE	1- 1	2- 2	2- 1			
4- 1	0- 0	0- 0	HOME	1- 0	1- 1	2- 0			
1- 3	0- 0	0- 0	AWAY	0- 1	1- 1	0- 1			
0- 0	0- 0	0- 0	NEUTRAL	0- 0	0- 0	0- 0			
10- 7	0- 0	1- 1	CONFERENCE	0- 0	0- 2	9- 4			
5- 3	0- 0	1- 0	HOME	0- 0	0- 1	4- 2			
5- 4	0- 0	0- 1	AWAY	0- 0	0- 1	5- 2			
0- 0	0- 0	0- 0	NEUTRAL	0- 0	0- 0	0- 0			

RPI S	Opponent	Score	RPI S	Opponent	Score	RPI S	Opponent	Score	RPI S	Opponent	Score	Team's RPI: 152
43	A Quinnipiac	45 53	43	H Quinnipiac	58 44	71	A Penn St.	67 80	115	A Rider	65 85	
						98	H Saint Joseph's	58 57	115	H Rider	36 52	
									117	H Duquesne	58 61	
									125	H Fordham	55 46	
									130	A Navy	68 73	
									141	A VCU	59 57	
									187	A Fairfield	59 68	
									190	H Siena	46 58	
									195	A North Texas	55 66	
									224	A Monmouth	65 75	
									224	H Monmouth	60 54	
									229	A Marist	48 37	
									229	H Marist	62 68	
									231	A Niagara	65 55	
									231	H Niagara	68 61	
									252	A Canisius	58 45	
									252	H Canisius	55 52	
									271	A Manhattan	76 62	
									271	H Manhattan	70 53	
									274	H Stony Brook	57 46	
									320	A Saint Peter's	66 58	
									323	H St. Francis Brooklyn	62 46	
LAST 12 Division I GAMES:												
43	A Quinnipiac	45 53	229	A Marist	48 37							
224	A Monmouth	65 75	224	H Monmouth	60 54							
115	H Rider	36 52	271	A Manhattan	76 62							
252	A Canisius	58 45	229	H Marist	62 68							
231	A Niagara	65 55	231	H Niagara	68 61							
43	H Quinnipiac	58 44	190	H Siena	46 58							

Non-Div I Games:

Iona

Average RPI Win:	138	WON-LOST	WINNING	LAST 10	STRENGTH OF	OPP. STRENGTH	TEAM	ADJ.	CONF.	ADJ CONF.
Average RPI Loss:	44	RECORD	PCT. RANK	GAMES	SCHEDULE	OF SCHEDULE	RPI	RPI	RPI	RPI
DIV. I ONLY	16- 10	108	6- 4	21	57	44	44	6	6	
DIV. I NON-CONF.	9- 4	85	0- 0	7	61	34	34	6	6	
TOTALS	RPI 1-25	RPI 26-50	W-L RECORDS	RPI 51-100	RPI 101-150	RPI 150+				
16- 10	0- 4	2- 4	OVERALL	4- 1	3- 0	7- 1				
13- 3	0- 2	1- 1	HOME	4- 0	2- 0	6- 0				
2- 6	0- 1	0- 3	AWAY	0- 1	1- 0	1- 1				
1- 1	0- 1	1- 0	NEUTRAL	0- 0	0- 0	0- 0				
9- 4	0- 2	1- 2	NON-CONFERENCE	2- 0	3- 0	3- 0				
7- 2	0- 1	0- 1	HOME	2- 0	2- 0	3- 0				
1- 1	0- 0	0- 1	AWAY	0- 0	1- 0	0- 0				
1- 1	0- 1	1- 0	NEUTRAL	0- 0	0- 0	0- 0				
7- 6	0- 2	1- 2	CONFERENCE	2- 1	0- 0	4- 1				
6- 1	0- 1	1- 0	HOME	2- 0	0- 0	3- 0				
1- 5	0- 1	0- 2	AWAY	0- 1	0- 0	1- 1				
0- 0	0- 0	0- 0	NEUTRAL	0- 0	0- 0	0- 0				

RPI	S	Opponent	Score	RPI	S	Opponent	Score	Team's RPI: 44	RPI	S	Opponent	Score	RPI	S	Opponent	Score
2	H	Notre Dame	58 73	27	A	Ohio St.	81 88		59	H	Northwestern	78 59	109	H	Kent St.	83 48
11	N	UCLA	65 78	34	A	Drake	76 81		62	H	Minnesota	80 65	122	A	North Dakota	75 60
20	A	Maryland	81 100	35	A	Michigan	70 72		65	H	UNI	88 39	149	H	Oral Roberts	96 76
20	H	Maryland	82 98	37	H	South Dakota St.	64 66		69	H	Iowa St.	88 76	170	H	Hampton	84 51
				39	N	James Madison	90 75		71	A	Penn St.	58 71	184	A	Illinois	65 70
				49	H	Michigan St.	87 83						184	H	Illinois	78 58
													200	H	Nebraska	75 72
													211	A	Rutgers	71 59
													211	H	Rutgers	71 57
													212	H	Robert Morris	81 60
													289	H	Massachusetts	71 30
LAST 12 Division I GAMES:																
59	H	Northwestern	78 59	62	H	Minnesota	80 65									
27	A	Ohio St.	81 88	211	A	Rutgers	71 59									
49	H	Michigan St.	87 83	20	H	Maryland	82 98									
35	A	Michigan	70 72	184	H	Illinois	78 58									
211	H	Rutgers	71 57	71	A	Penn St.	58 71									
20	A	Maryland	81 100	200	H	Nebraska	75 72									

Non-Div I Games:

Iowa

■ Loss,
■ Non-Conf, S Site,
■ Home
■ Away
N Neutral

Average RPI Win:	156	WON-LOST	WINNING	LAST 10	STRENGTH OF	OPP. STRENGTH	TEAM	ADJ.	CONF.	ADJ CONF.
Average RPI Loss:	37	RECORD	PCT. RANK	GAMES	SCHEDULE	OF SCHEDULE	RPI	RPI	RPI	RPI
DIV. I ONLY	14- 11	135	4- 6	23	47	69	69	4	4	
DIV. I NON-CONF.	9- 2	37	0- 0	64	245	53	53	3	3	
TOTALS	RPI 1-25	RPI 26-50	W-L RECORDS	RPI 51-100	RPI 101-150	RPI 150+				
14- 11	1- 7	2- 1	OVERALL	3- 2	2- 1	6- 0				
13- 4	1- 4	1- 0	HOME	3- 0	2- 0	6- 0				
1- 7	0- 3	1- 1	AWAY	0- 2	0- 1	0- 0				
0- 0	0- 0	0- 0	NEUTRAL	0- 0	0- 0	0- 0				
9- 2	0- 1	1- 1	NON-CONFERENCE	2- 0	0- 0	6- 0				
9- 1	0- 1	1- 0	HOME	2- 0	0- 0	6- 0				
0- 1	0- 0	0- 1	AWAY	0- 0	0- 0	0- 0				
0- 0	0- 0	0- 0	NEUTRAL	0- 0	0- 0	0- 0				
5- 9	1- 6	1- 0	CONFERENCE	1- 2	2- 1	0- 0				
4- 3	1- 3	0- 0	HOME	1- 0	2- 0	0- 0				
1- 6	0- 3	1- 0	AWAY	0- 2	0- 1	0- 0				
0- 0	0- 0	0- 0	NEUTRAL	0- 0	0- 0	0- 0				

RPI	S	Opponent	Score	RPI	S	Opponent	Score	RPI	S	Opponent	Score	RPI	S	Opponent	Score
4	H	Mississippi St.	81 85	34	H	Drake	75 67	65	H	UNI	76 68	124	A	TCU	75 80
5	H	Texas	68 75	44	A	Iowa	76 88	68	H	Northern Ill.	97 89	124	H	TCU	72 69
7	A	Baylor	42 68	50	A	West Virginia	80 55	72	A	Oklahoma St.	59 71	143	H	Kansas	87 58
7	H	Baylor	52 83					93	A	Texas Tech	66 75	198	H	Sacred Heart	76 56
15	A	Oklahoma	63 78					93	H	Texas Tech	79 68	207	H	New Orleans	100 63
15	H	Oklahoma	57 67									243	H	UC Santa Barbara	77 60
22	A	Kansas St.	68 80									266	H	Savannah St.	74 51
22	H	Kansas St.	75 69									325	H	Arkansas St.	105 53
												348	H	Delaware St.	88 57
LAST 12 Division I GAMES:															
93	H	Texas Tech	79 68	22	H	Kansas St.	75 69								
22	A	Kansas St.	68 80	7	A	Baylor	42 68								
50	A	West Virginia	80 55	124	A	TCU	75 80								
7	H	Baylor	52 83	15	H	Oklahoma	57 67								
124	H	TCU	72 69	143	H	Kansas	87 58								
15	A	Oklahoma	63 78	93	A	Texas Tech	66 75								

Non-Div I Games:

Iowa St.

■ Loss,
■ Non-Conf,
■ S Site,
■ H Home
■ A Away
N Neutral

Average RPI Win:	311	WON-LOST	WINNING	LAST 10	STRENGTH OF	OPP. STRENGTH	TEAM	ADJ.	CONF.	ADJ CONF.
Average RPI Loss:	252	RECORD	PCT. RANK	GAMES	SCHEDULE	OF SCHEDULE	RPI	RPI	RPI	RPI
DIV. I ONLY	4- 15	311	1- 9	346	346	347	347	30	30	
DIV. I NON-CONF.	2- 4	230	0- 0	343	344	327	327	30	30	
TOTALS	RPI 1-25	RPI 26-50	W-L RECORDS	RPI 51-100	RPI 101-150	RPI 150+				
4- 15	0- 0	0- 0	OVERALL	0- 0	0- 1	4- 14				
2- 5	0- 0	0- 0	HOME	0- 0	0- 0	2- 5				
1- 10	0- 0	0- 0	AWAY	0- 0	0- 0	1- 3				
1- 0	0- 0	0- 0	NEUTRAL	0- 0	0- 0	1- 0				
2- 4	0- 0	0- 0	NON-CONFERENCE	0- 0	0- 1	2- 3				
1- 0	0- 0	0- 0	HOME	0- 0	0- 0	1- 0				
0- 4	0- 0	0- 0	AWAY	0- 0	0- 1	0- 3				
1- 0	0- 0	0- 0	NEUTRAL	0- 0	0- 0	1- 0				
2- 11	0- 0	0- 0	CONFERENCE	0- 0	0- 0	2- 11				
1- 5	0- 0	0- 0	HOME	0- 0	0- 0	1- 5				
1- 6	0- 0	0- 0	AWAY	0- 0	0- 0	1- 6				
0- 0	0- 0	0- 0	NEUTRAL	0- 0	0- 0	0- 0				

RPI 1-25				RPI 26-50				RPI 51-100				RPI 101+				Team's RPI: 347	
RPI	S	Opponent	Score	RPI	S	Opponent	Score	RPI	S	Opponent	Score	RPI	S	Opponent	Score		
												106	A	Ole Miss	41	89	
												201	A	Texas Southern	52	62	
												201	H	Texas Southern	63	66	
												217	A	Grambling	85	90	
												219	A	Alabama St.	64	73	
												227	A	Southern U.	61	80	
												227	H	Southern U.	56	85	
												262	N	Saint Francis (PA)	88	84	
												278	H	Ark.-Pine Bluff	71	78	
												290	A	Alcorn	51	74	
												290	H	Alcorn	53	70	
												293	A	Northwestern St.	65	83	
												295	A	Nicholls St.	76	83	
												301	A	Prairie View	63	73	
												301	H	Prairie View	74	60	
												305	H	Mississippi Val.	57	62	
												329	A	Fla. Atlantic	58	67	
												333	H	Southeastern La.	83	66	
												349	A	Alabama A&M	64	54	
LAST 12 Division I GAMES:																	
				201	H	Texas Southern	63	66	217	A	Grambling	85	90				
				301	H	Prairie View	74	60	201	A	Texas Southern	52	62				
				227	A	Southern U.	61	80	301	A	Prairie View	63	73				
				290	A	Alcorn	51	74	290	H	Alcorn	53	70				
				278	H	Ark.-Pine Bluff	71	78	227	H	Southern U.	56	85				
				305	H	Mississippi Val.	57	62	219	A	Alabama St.	64	73				

[illegible]

Loss, Non-Conf, S Site, H Home A Away N Neutral

Jacksonville

Through Games Of Feb. 17, 2017

Average RPI Win:	249	WON-LOST	WINNING	LAST 10	STRENGTH OF	OPP. STRENGTH	TEAM	ADJ.	CONF.	ADJ CONF.
Average RPI Loss:	74	RECORD	PCT. RANK	GAMES	SCHEDULE	OF SCHEDULE	RPI	RPI	RPI	RPI
DIV. I ONLY	16- 7	69	7- 3	154	235	92	92	23	23	
DIV. I NON-CONF.	8- 4	97	1- 0	108	134	62	62	24	24	
TOTALS	RPI 1-25	RPI 26-50	W-L RECORDS	RPI 51-100	RPI 101-150	RPI 150+				
16- 7	0- 1	0- 2	OVERALL	1- 1	2- 3	13- 0				
10- 1	0- 0	0- 0	HOME	1- 0	1- 1	8- 0				
4- 5	0- 1	0- 2	AWAY	0- 1	0- 1	4- 0				
2- 1	0- 0	0- 0	NEUTRAL	0- 0	1- 1	1- 0				
8- 4	0- 1	0- 2	NON-CONFERENCE	0- 0	2- 1	6- 0				
4- 0	0- 0	0- 0	HOME	0- 0	1- 0	3- 0				
2- 3	0- 1	0- 2	AWAY	0- 0	0- 0	2- 0				
2- 1	0- 0	0- 0	NEUTRAL	0- 0	1- 1	1- 0				
8- 3	0- 0	0- 0	CONFERENCE	1- 1	0- 2	7- 0				
6- 1	0- 0	0- 0	HOME	1- 0	0- 1	5- 0				
2- 2	0- 0	0- 0	AWAY	0- 1	0- 1	2- 0				
0- 0	0- 0	0- 0	NEUTRAL	0- 0	0- 0	0- 0				

RPI 1-25			RPI 26-50			RPI 51-100			Team's RPI: 92	RPI 101+		
RPI	S	Opponent	Score	RPI	S	Opponent	Score	RPI	S	Opponent	Score	
10	A	Florida St.	47 90	32	A	South Fla.	52 64	95	A	FGCU	57 60	102 N UC Davis 61 54
				38	A	Auburn	41 53	95	H	FGCU	73 65	108 N North Carolina 57 87
												110 H Troy 77 70
												119 A Stetson 47 57
												119 H Stetson 49 65
												221 H Bethune-Cookman 69 63
												242 N Wofford 66 60
												244 H South Ala. 62 55
												266 A Savannah St. 55 40
												277 H Kennesaw St. 72 48
												279 H North Florida 68 58
												281 A FIU 71 56
												294 H Lipscomb 84 60
												295 H Nicholls St. 76 71
												315 A NJIT 75 56
												315 H NJIT 75 59
												321 A USC Upstate 65 47
												321 H USC Upstate 59 46
LAST 12 Division I GAMES:												
321	H	USC Upstate	59 46	294	H	Lipscomb	84 60					
315	H	NJIT	75 59	277	H	Kennesaw St.	72 48					
119	A	Stetson	47 57	315	A	NJIT	75 56					
95	H	FGCU	73 65	321	A	USC Upstate	65 47					
119	H	Stetson	49 65	279	H	North Florida	68 58					
95	A	FGCU	57 60	242	N	Wofford	66 60					

Non-Div I Games: Thomas (GA) 100 43 Johnson & Wales (FI110 31 Fla. Memorial 76 51

Jacksonville

Loss, Non-Conf, S Site, H Home A Away N Neutral

Average RPI Win:	272	WON-LOST	WINNING	LAST 10	STRENGTH OF	OPP. STRENGTH	TEAM	ADJ.	CONF.	ADJ CONF.
Average RPI Loss:	195	RECORD	PCT. RANK	GAMES	SCHEDULE	OF SCHEDULE	RPI	RPI	RPI	RPI
DIV. I ONLY	10- 14	218	4- 6	291	283	253	253	26	26	
DIV. I NON-CONF.	6- 5	148	0- 0	312	258	204	204	26	26	
TOTALS	RPI 1-25	RPI 26-50	W-L RECORDS	RPI 51-100	RPI 101-150	RPI 150+				
10- 14	0- 1	0- 0	OVERALL	0- 2	0- 2	10- 9				
5- 5	0- 0	0- 0	HOME	0- 1	0- 1	5- 3				
4- 9	0- 1	0- 0	AWAY	0- 1	0- 1	4- 6				
1- 0	0- 0	0- 0	NEUTRAL	0- 0	0- 0	1- 0				
6- 5	0- 1	0- 0	NON-CONFERENCE	0- 0	0- 2	6- 2				
2- 2	0- 0	0- 0	HOME	0- 0	0- 1	2- 1				
3- 3	0- 1	0- 0	AWAY	0- 0	0- 1	3- 1				
1- 0	0- 0	0- 0	NEUTRAL	0- 0	0- 0	1- 0				
4- 9	0- 0	0- 0	CONFERENCE	0- 2	0- 0	4- 7				
3- 3	0- 0	0- 0	HOME	0- 1	0- 0	3- 2				
1- 6	0- 0	0- 0	AWAY	0- 1	0- 0	1- 5				
0- 0	0- 0	0- 0	NEUTRAL	0- 0	0- 0	0- 0				

RPI 1-25				RPI 26-50				RPI 51-100				RPI 101+ Team's RPI: 253			
RPI	S	Opponent	Score	RPI	S	Opponent	Score	RPI	S	Opponent	Score	RPI	S	Opponent	Score
10	A	Florida St.	62 73					73	A	Belmont	52 61	106	A	Ole Miss	50 68
								73	H	Belmont	53 54	111	H	Clemson	63 69
												191	H	Morehead St.	69 68
												207	H	New Orleans	79 81
												218	A	SIUE	62 69
												230	H	Murray St.	64 71
												240	H	Ga. Southern	67 55
												251	H	Austin Peay	65 45
												258	A	UT Martin	83 94
												263	A	Tennessee Tech	54 56
												266	A	Savannah St.	64 57
												268	A	Tennessee St.	51 64
												268	H	Tennessee St.	69 56
												272	H	Southeast Mo. St.	58 65
												277	A	Kennesaw St.	65 59
												290	A	Alcorn	70 66
												295	H	Nicholls St.	75 52
												297	A	Eastern Ky.	54 49
												312	A	Eastern Ill.	67 71
												329	A	Fla. Atlantic	55 63
												344	N	Florida A&M	66 54
LAST 12 Division I GAMES:															
268	H	Tennessee St.	69 56	268	A	Tennessee St.	51 64								
73	A	Belmont	52 61	73	H	Belmont	53 54								
218	A	SIUE	62 69	263	A	Tennessee Tech	54 56								
272	H	Southeast Mo. St.	58 65	251	H	Austin Peay	65 45								
191	H	Morehead St.	69 68	230	H	Murray St.	64 71								
297	A	Eastern Ky.	54 49	312	A	Eastern Ill.	67 71								

Non-Div I Games: Brewton Parker 89 26

Jacksonville St.

■ Loss,
 ■ Non-Conf,
 ■ S Site,
 ■ Home
 ■ A Away
 N Neutral

Average RPI Win:	154	WON-LOST	WINNING	LAST 10	STRENGTH OF	OPP. STRENGTH	TEAM	ADJ.	CONF.	ADJ CONF.
Average RPI Loss:	87	RECORD	PCT. RANK	GAMES	SCHEDULE	OF SCHEDULE	RPI	RPI	RPI	RPI
DIV. I ONLY	19- 6	39	9- 1	98	69	39	39	8	8	
DIV. I NON-CONF.	7- 4	114	0- 0	119	10	74	74	8	8	
TOTALS	RPI 1-25	RPI 26-50	W-L RECORDS	RPI 51-100	RPI 101-150	RPI 150+				
19- 6	0- 2	2- 1	OVERALL	3- 1	3- 0	11- 2				
9- 2	0- 1	1- 0	HOME	2- 0	1- 0	5- 1				
9- 3	0- 1	1- 0	AWAY	1- 1	2- 0	5- 1				
1- 1	0- 0	0- 1	NEUTRAL	0- 0	0- 0	1- 0				
7- 4	0- 2	0- 1	NON-CONFERENCE	2- 1	0- 0	5- 0				
3- 1	0- 1	0- 0	HOME	1- 0	0- 0	2- 0				
3- 2	0- 1	0- 0	AWAY	1- 1	0- 0	2- 0				
1- 1	0- 0	0- 1	NEUTRAL	0- 0	0- 0	1- 0				
12- 2	0- 0	2- 0	CONFERENCE	1- 0	3- 0	6- 2				
6- 1	0- 0	1- 0	HOME	1- 0	1- 0	3- 1				
6- 1	0- 0	1- 0	AWAY	0- 0	2- 0	3- 1				
0- 0	0- 0	0- 0	NEUTRAL	0- 0	0- 0	0- 0				

RPI 1-25				RPI 26-50				Team's RPI: 39		RPI 51-100				RPI 101+			
RPI	S	Opponent	Score	RPI	S	Opponent	Score		RPI	S	Opponent	Score	RPI	S	Opponent	Score	
10	A	Florida St.	64 84	29	A	Elon	76 70		58	H	Drexel	54 47	123	A	Delaware	66 51	
18	H	Tennessee	69 81	29	H	Elon	61 54		67	A	St. John's (NY)	63 74	123	H	Delaware	77 42	
				44	N	Iowa	75 90		78	H	Wake Forest	83 76	150	A	William & Mary	79 64	
									98	A	Saint Joseph's	85 72	168	A	Northeastern	67 49	
													168	H	Northeastern	74 54	
													170	H	Hampton	71 50	
													177	N	Idaho St.	83 53	
													183	A	Hofstra	61 50	
													183	H	Hofstra	93 57	
													192	A	Towson	51 54	
													192	H	Towson	55 60	
													208	A	UNCW	70 59	
													208	H	UNCW	73 51	
													211	A	Rutgers	82 76	
													241	A	Liberty	62 48	
													323	H	St. Francis Brooklyn	83 57	
LAST 12 Division I GAMES:																	
208	A	UNCW	70 59	58	H	Drexel	54 47										
29	H	Elon	61 54	192	H	Towson	55 60										
123	H	Delaware	77 42	29	A	Elon	76 70										
168	A	Northeastern	67 49	168	H	Northeastern	74 54										
183	A	Hofstra	61 50	123	A	Delaware	66 51										
150	A	William & Mary	79 64	192	A	Towson	51 54										

Non-Div I Games:

James Madison

Kansas

Through Games Of Feb. 17, 2017

Average RPI Win:	145	WON-LOST	WINNING	LAST 10	STRENGTH OF	OPP. STRENGTH	TEAM	ADJ.	CONF.	ADJ CONF.
Average RPI Loss:	55	RECORD	PCT. RANK	GAMES	SCHEDULE	OF SCHEDULE	RPI	RPI	RPI	RPI
DIV. I ONLY	8- 17	270	2- 8	16	20	143	143	4	4	
DIV. I NON-CONF.	6- 5	148	0- 0	77	81	135	135	3	3	
TOTALS	RPI 1-25	RPI 26-50	W-L RECORDS	RPI 51-100	RPI 101-150	RPI 150+				
8- 17	0- 9	0- 1	OVERALL	2- 3	4- 3	2- 1				
7- 8	0- 4	0- 1	HOME	2- 1	3- 1	2- 1				
1- 9	0- 5	0- 0	AWAY	0- 2	1- 2	0- 0				
0- 0	0- 0	0- 0	NEUTRAL	0- 0	0- 0	0- 0				
6- 5	0- 2	0- 0	NON-CONFERENCE	0- 1	4- 1	2- 1				
5- 3	0- 1	0- 0	HOME	0- 1	3- 0	2- 1				
1- 2	0- 1	0- 0	AWAY	0- 0	1- 1	0- 0				
0- 0	0- 0	0- 0	NEUTRAL	0- 0	0- 0	0- 0				
2- 12	0- 7	0- 1	CONFERENCE	2- 2	0- 2	0- 0				
2- 5	0- 3	0- 1	HOME	2- 0	0- 1	0- 0				
0- 7	0- 4	0- 0	AWAY	0- 2	0- 1	0- 0				
0- 0	0- 0	0- 0	NEUTRAL	0- 0	0- 0	0- 0				

RPI	S	Opponent	Score	RPI	S	Opponent	Score	RPI	S	Opponent	Score	RPI	S	Opponent	Score	Team's RPI: 143
5	A	Texas	42 75	50	H	West Virginia	51 62	69	A	Iowa St.	58 87	113	H	Arizona	75 51	
5	H	Texas	54 66					72	A	Oklahoma St.	70 74	122	H	North Dakota	76 71	
7	A	Baylor	43 90					72	H	Oklahoma St.	67 49	124	A	TCU	68 83	
7	H	Baylor	43 92					90	H	SMU	63 75	124	H	TCU	68 80	
15	A	Oklahoma	52 89					93	H	Texas Tech	66 60	128	A	Alabama	65 71	
15	H	Oklahoma	54 84									140	A	Memphis	68 58	
21	A	Creighton	49 69									149	H	Oral Roberts	64 56	
22	A	Kansas St.	60 73									161	H	Missouri St.	64 87	
25	H	Harvard	59 69									163	H	UC Riverside	90 84	
												309	H	Rhode Island	72 36	
LAST 12 Division I GAMES:																
5	A	Texas	42 75	124	A	TCU	68 83									
72	H	Oklahoma St.	67 49	50	H	West Virginia	51 62									
124	H	TCU	68 80	7	H	Baylor	43 92									
15	A	Oklahoma	52 89	22	A	Kansas St.	60 73									
93	H	Texas Tech	66 60	69	A	Iowa St.	58 87									
72	A	Oklahoma St.	70 74	5	H	Texas	54 66									

Non-Div I Games:

Kansas

Loss, Non-Conf, S Site, H Home A Away N Neutral

Average RPI Win: 117		WON-LOST	WINNING	LAST 10	STRENGTH OF	OPP. STRENGTH	TEAM	ADJ.	CONF.	ADJ CONF.
Average RPI Loss: 27		RECORD	PCT. RANK	GAMES	SCHEDULE	OF SCHEDULE	RPI	RPI	RPI	RPI
DIV. I ONLY		18- 8	71	6- 4	25	4	22	22	4	4
DIV. I NON-CONF.		10- 2	32	0- 0	59	22	20	20	3	3
TOTALS		RPI 1-25	RPI 26-50		W-L RECORDS		RPI 51-100	RPI 101-150	RPI 150+	
18- 8	1- 5	3- 1		OVERALL		5- 2	5- 0	4- 0		
12- 2	0- 2	2- 0		HOME		3- 0	5- 0	2- 0		
3- 6	0- 3	0- 1		AWAY		2- 2	0- 0	1- 0		
3- 0	1- 0	1- 0		NEUTRAL		0- 0	0- 0	1- 0		
10- 2	1- 1	2- 0		NON-CONFERENCE		0- 1	3- 0	4- 0		
6- 1	0- 1	1- 0		HOME		0- 0	3- 0	2- 0		
1- 1	0- 0	0- 0		AWAY		0- 1	0- 0	1- 0		
3- 0	1- 0	1- 0		NEUTRAL		0- 0	0- 0	1- 0		
8- 6	0- 4	1- 1		CONFERENCE		5- 1	2- 0	0- 0		
6- 1	0- 1	1- 0		HOME		3- 0	2- 0	0- 0		
2- 5	0- 3	0- 1		AWAY		2- 1	0- 0	0- 0		
0- 0	0- 0	0- 0		NEUTRAL		0- 0	0- 0	0- 0		

RPI	S	Opponent	Score	RPI	S	Opponent	Score	RPI	S	Opponent	Score	RPI	S	Opponent	Score
1	H	UConn	58 75	30	N	North Carolina St.	67 50	65	A	UNI	59 67	103	H	UT Arlington	62 49
5	A	Texas	58 63	38	H	Auburn	71 66	69	A	Iowa St.	69 75	121	H	Princeton	60 42
7	A	Baylor	57 87	50	A	West Virginia	59 66	69	H	Iowa St.	80 68	124	H	TCU	74 63
7	H	Baylor	49 91	50	H	West Virginia	86 71	72	A	Oklahoma St.	63 43	132	H	Lamar University	68 43
15	A	Oklahoma	80 85					72	H	Oklahoma St.	74 69	143	H	Kansas	73 60
24	N	LSU	69 54					93	A	Texas Tech	65 53	154	H	Tulsa	82 62
								93	H	Texas Tech	68 54	158	A	Omaha	70 57
												300	N	UTEP	61 40
												335	H	Chicago St.	83 33
LAST 12 Division I GAMES:															
50	A	West Virginia	59 66	69	A	Iowa St.	69 75								
69	H	Iowa St.	80 68	124	H	TCU	74 63								
5	A	Texas	58 63	72	A	Oklahoma St.	63 43								
93	A	Texas Tech	65 53	143	H	Kansas	73 60								
72	H	Oklahoma St.	74 69	93	H	Texas Tech	68 54								
7	H	Baylor	49 91	15	A	Oklahoma	80 85								

Non-Div I Games:

Kansas St.

■ Loss,
■ Non-Conf, S Site,
■ Home
■ Away
N Neutral

Average RPI Win:	302	WON-LOST	WINNING	LAST 10	STRENGTH OF	OPP. STRENGTH	TEAM	ADJ.	CONF.	ADJ CONF.
Average RPI Loss:	156	RECORD	PCT. RANK	GAMES	SCHEDULE	OF SCHEDULE	RPI	RPI	RPI	RPI
DIV. I ONLY	7- 18	289	5- 5	198	260	277	277	23	23	
DIV. I NON-CONF.	1- 13	334	0- 1	222	229	337	337	24	24	
TOTALS	RPI 1-25	RPI 26-50	W-L RECORDS	RPI 51-100	RPI 101-150	RPI 150+				
7- 18	0- 1	0- 0	OVERALL	0- 7	0- 2	7- 8				
3- 7	0- 1	0- 0	HOME	0- 2	0- 1	3- 3				
4- 8	0- 0	0- 0	AWAY	0- 0	0- 0	4- 0				
0- 3	0- 0	0- 0	NEUTRAL	0- 0	0- 0	0- 3				
1- 13	0- 1	0- 0	NON-CONFERENCE	0- 4	0- 0	1- 8				
1- 5	0- 1	0- 0	HOME	0- 1	0- 0	1- 3				
0- 5	0- 0	0- 0	AWAY	0- 3	0- 0	0- 2				
0- 3	0- 0	0- 0	NEUTRAL	0- 0	0- 0	0- 3				
6- 5	0- 0	0- 0	CONFERENCE	0- 3	0- 2	6- 0				
2- 2	0- 0	0- 0	HOME	0- 1	0- 1	2- 0				
4- 3	0- 0	0- 0	AWAY	0- 2	0- 1	4- 0				
0- 0	0- 0	0- 0	NEUTRAL	0- 0	0- 0	0- 0				

RPI 1-25				RPI 26-50				RPI 51-100				RPI 101+ Team's RPI: 277			
RPI	S	Opponent	Score	RPI	S	Opponent	Score	RPI	S	Opponent	Score	RPI	S	Opponent	Score
23	H	Temple	38 79					53	H	Georgia Tech	49 86	119	A	Stetson	43 60
								91	A	Georgia	40 82	119	H	Stetson	56 65
								92	A	Jacksonville	48 72	182	N	Xavier	52 75
								94	A	Vanderbilt	54 86	191	H	Morehead St.	50 71
								95	A	FGCU	35 69	233	N	Portland St.	61 71
								95	H	FGCU	56 75	242	H	Wofford	49 78
								99	A	Mercer	46 61	245	A	Georgia St.	59 62
												251	A	Austin Peay	49 68
												253	H	Jacksonville St.	59 65
												266	H	Savannah St.	72 60
												279	A	North Florida	67 61
												294	A	Lipscomb	70 55
												315	A	NJIT	66 56
												315	H	NJIT	75 64
												321	A	USC Upstate	79 71
												321	H	USC Upstate	74 67
												325	N	Arkansas St.	67 70
LAST 12 Division I GAMES:															
119	A	Stetson	43 60	279	A	North Florida	67 61								
95	A	FGCU	35 69	92	A	Jacksonville	48 72								
315	A	NJIT	66 56	95	H	FGCU	56 75								
321	H	USC Upstate	74 67	119	H	Stetson	56 65								
315	H	NJIT	75 64	294	A	Lipscomb	70 55								
321	A	USC Upstate	79 71	23	H	Temple	38 79								

Non-Div I Games:

Kennesaw St.

■ Loss,
 ■ Non-Conf,
 ■ S Site,
 ■ H Home
 ■ A Away
 N Neutral

Average RPI Win:	211	WON-LOST	WINNING	LAST 10	STRENGTH OF	OPP. STRENGTH	TEAM	ADJ.	CONF.	ADJ CONF.
Average RPI Loss:	85	RECORD	PCT. RANK	GAMES	SCHEDULE	OF SCHEDULE	RPI	RPI	RPI	RPI
DIV. I ONLY	14- 11	135	7- 3	76	154	109	109	10	10	
DIV. I NON-CONF.	6- 6	165	0- 0	76	214	134	134	11	11	
TOTALS	RPI 1-25	RPI 26-50	W-L RECORDS	RPI 51-100	RPI 101-150	RPI 150+				
14- 11	0- 1	1- 2	OVERALL	2- 5	1- 1	10- 2				
8- 3	0- 0	0- 1	HOME	1- 1	0- 0	7- 1				
5- 6	0- 0	1- 1	AWAY	0- 3	1- 1	3- 1				
1- 2	0- 1	0- 0	NEUTRAL	1- 1	0- 0	0- 0				
6- 6	0- 1	0- 1	NON-CONFERENCE	1- 2	1- 0	4- 2				
4- 1	0- 0	0- 0	HOME	0- 0	0- 0	4- 1				
1- 3	0- 0	0- 1	AWAY	0- 1	1- 0	0- 1				
1- 2	0- 1	0- 0	NEUTRAL	1- 1	0- 0	0- 0				
8- 5	0- 0	1- 1	CONFERENCE	1- 3	0- 1	6- 0				
4- 2	0- 0	0- 1	HOME	1- 1	0- 0	3- 0				
4- 3	0- 0	1- 0	AWAY	0- 2	0- 1	3- 0				
0- 0	0- 0	0- 0	NEUTRAL	0- 0	0- 0	0- 0				

RPI 1-25				RPI 26-50				RPI 51-100				RPI 101+ Team's RPI: 109			
RPI	S	Opponent	Score	RPI	S	Opponent	Score	RPI	S	Opponent	Score	RPI	S	Opponent	Score
7	N	Baylor	42 84	41	H	Central Mich.	78 91	60	N	Western Ky.	73 79	136	A	Wright St.	79 69
				44	A	Iowa	48 83	62	A	Minnesota	62 92	144	A	Ball St.	47 71
				45	A	Ohio	68 65	68	A	Northern Ill.	72 93	156	A	Detroit Mercy	52 73
								68	H	Northern Ill.	97 98	172	A	Western Mich.	71 67
								77	A	Buffalo	62 77	209	H	Bradley	77 52
								82	H	Toledo	70 60	212	H	Robert Morris	65 68
								95	N	FGCU	77 64	220	H	Miami (OH)	84 66
												222	A	Akron	72 58
												276	H	Bowling Green	80 78
												285	A	Eastern Mich.	86 67
												285	H	Eastern Mich.	83 65
												297	H	Eastern Ky.	80 67
												310	H	Youngstown St.	75 60
												324	H	Fort Wayne	66 55
LAST 12 Division I GAMES:															
				222	A	Akron	72 58					82	H	Toledo	70 60
				285	H	Eastern Mich.	83 65					172	A	Western Mich.	71 67
				77	A	Buffalo	62 77					45	A	Ohio	68 65
				220	H	Miami (OH)	84 66					68	H	Northern Ill.	97 98
				276	H	Bowling Green	80 78					285	A	Eastern Mich.	86 67
				68	A	Northern Ill.	72 93					144	A	Ball St.	47 71

Non-Div I Games:

Kent St.

■ Loss,
 ■ Non-Conf,
 ■ S Site,
 ■ H Home
 ■ A Away
 N Neutral

Average RPI Win: 97		WON-LOST	WINNING	LAST 10	STRENGTH OF	OPP. STRENGTH	TEAM	ADJ.	CONF.	ADJ CONF.
Average RPI Loss: 25		RECORD	PCT. RANK	GAMES	SCHEDULE	OF SCHEDULE	RPI	RPI	RPI	RPI
DIV. I ONLY		18- 8	71	8- 2	4	12	14	14	2	2
DIV. I NON-CONF.		9- 4	85	0- 0	4	32	18	18	2	2
TOTALS		RPI 1-25	RPI 26-50		W-L RECORDS		RPI 51-100	RPI 101-150	RPI 150+	
18- 8		3- 5	2- 2		OVERALL		6- 1	5- 0	2- 0	
13- 3		2- 2	1- 1		HOME		5- 0	3- 0	2- 0	
5- 5		1- 3	1- 1		AWAY		1- 1	2- 0	0- 0	
0- 0		0- 0	0- 0		NEUTRAL		0- 0	0- 0	0- 0	
9- 4		2- 2	0- 1		NON-CONFERENCE		3- 1	2- 0	2- 0	
9- 1		2- 0	0- 1		HOME		3- 0	2- 0	2- 0	
0- 3		0- 2	0- 0		AWAY		0- 1	0- 0	0- 0	
0- 0		0- 0	0- 0		NEUTRAL		0- 0	0- 0	0- 0	
9- 4		1- 3	2- 1		CONFERENCE		3- 0	3- 0	0- 0	
4- 2		0- 2	1- 0		HOME		2- 0	1- 0	0- 0	
5- 2		1- 1	1- 1		AWAY		1- 0	2- 0	0- 0	
0- 0		0- 0	0- 0		NEUTRAL		0- 0	0- 0	0- 0	

RPI	S	Opponent	Score	RPI	S	Opponent	Score	RPI	S	Opponent	Score	RPI	S	Opponent	Score
3	H	South Carolina	63 75	26	A	Missouri	67 73	76	H	Middle Tenn.	61 48	106	H	Ole Miss	89 57
9	A	Duke	54 69	26	H	Missouri	64 62	85	A	Colorado	69 79	128	A	Alabama	71 54
13	A	Louisville	67 69	31	H	Arizona St.	71 73	86	H	New Hampshire	92 43	135	H	Radford	59 36
15	H	Oklahoma	82 68	38	A	Auburn	64 60	91	A	Georgia	66 56	137	A	Arkansas	69 62
16	H	Texas A&M	68 77					91	H	Georgia	82 61	145	H	Albany (NY)	70 46
18	A	Tennessee	65 72					94	H	Vanderbilt	71 63	191	H	Morehead St.	74 47
19	H	Miami (FL)	82 66					96	H	Washington St.	69 67	248	H	Samford	80 57
24	A	LSU	55 42												
LAST 12 Division I GAMES:															
137	A	Arkansas	69 62	38	A	Auburn	64 60								
91	A	Georgia	66 56	24	A	LSU	55 42								
94	H	Vanderbilt	71 63	91	H	Georgia	82 61								
3	H	South Carolina	63 75	128	A	Alabama	71 54								
26	A	Missouri	67 73	16	H	Texas A&M	68 77								
106	H	Ole Miss	89 57	26	H	Missouri	64 62								

Non-Div I Games:

Kentucky

■ Loss,
■ Non-Conf, S Site,
■ Home
■ Away
N Neutral

Average RPI Win:	307	WON-LOST	WINNING	LAST 10	STRENGTH OF	OPP. STRENGTH	TEAM	ADJ.	CONF.	ADJ CONF.
Average RPI Loss:	232	RECORD	PCT. RANK	GAMES	SCHEDULE	OF SCHEDULE	RPI	RPI	RPI	RPI
DIV. I ONLY	4- 21	327	1- 5	275	348	338	338	31	31	
DIV. I NON-CONF.	1- 10	325	0- 1	165	310	328	328	32	32	
TOTALS	RPI 1-25	RPI 26-50	W-L RECORDS	RPI 51-100	RPI 101-150	RPI 150+				
4- 21	0- 0	0- 1	OVERALL	0- 0	0- 1	4- 19				
3- 10	0- 0	0- 0	HOME	0- 0	0- 0	3- 10				
1- 9	0- 0	0- 1	AWAY	0- 0	0- 0	1- 8				
0- 2	0- 0	0- 0	NEUTRAL	0- 0	0- 1	0- 1				
1- 10	0- 0	0- 1	NON-CONFERENCE	0- 0	0- 1	1- 8				
1- 4	0- 0	0- 0	HOME	0- 0	0- 0	1- 4				
0- 4	0- 0	0- 1	AWAY	0- 0	0- 0	0- 3				
0- 2	0- 0	0- 0	NEUTRAL	0- 0	0- 1	0- 1				
3- 11	0- 0	0- 0	CONFERENCE	0- 0	0- 0	3- 11				
2- 6	0- 0	0- 0	HOME	0- 0	0- 0	2- 6				
1- 5	0- 0	0- 0	AWAY	0- 0	0- 0	1- 5				
0- 0	0- 0	0- 0	NEUTRAL	0- 0	0- 0	0- 0				

RPI 1-25				RPI 26-50				RPI 51-100				RPI 101+ Team's RPI: 338			
RPI	S	Opponent	Score	RPI	S	Opponent	Score	RPI	S	Opponent	Score	RPI	S	Opponent	Score
				27	A	Ohio St.	54 113					146	N	Milwaukee	50 88
												153	H	Yale	44 75
												160	H	Army West Point	47 68
												178	A	Columbia	57 66
												181	H	George Mason	48 64
												198	A	Sacred Heart	48 66
												199	A	Seton Hall	59 77
												204	H	UMBC	45 57
												212	A	Robert Morris	42 83
												212	H	Robert Morris	54 64
												260	A	Colgate	61 76
												262	A	Saint Francis (PA)	52 66
												262	H	Saint Francis (PA)	30 74
												274	H	Stony Brook	58 48
												287	A	Bryant	53 57
												287	H	Bryant	53 62
												304	H	Mt. St. Mary's	63 60
												314	A	Central Conn. St.	68 62
												314	H	Central Conn. St.	71 76
												315	N	NJIT	48 50
												323	H	St. Francis Brooklyn	54 56
												334	H	Wagner	69 64
												341	A	Fairleigh Dickinson	46 64
												341	H	Fairleigh Dickinson	54 67
LAST 12 Division I GAMES:															
				315	N	NJIT	48 50					198	A	Sacred Heart	48 66
				287	A	Bryant	53 57					334	H	Wagner	69 64
				341	H	Fairleigh Dickinson	54 67					341	A	Fairleigh Dickinson	46 64
				212	H	Robert Morris	54 64					314	H	Central Conn. St.	71 76
				262	H	Saint Francis (PA)	30 74					323	H	St. Francis Brooklyn	54 56
				314	A	Central Conn. St.	68 62					212	A	Robert Morris	42 83

Non-Div I Games:

LIU Brooklyn

■ Loss,
 ■ Non-Conf,
 ■ S Site,
 ■ Home
 ■ A Away
 N Neutral

Average RPI Win:	125	WON-LOST	WINNING	LAST 10	STRENGTH OF	OPP. STRENGTH	TEAM	ADJ.	CONF.	ADJ CONF.
Average RPI Loss:	22	RECORD	PCT. RANK	GAMES	SCHEDULE	OF SCHEDULE	RPI	RPI	RPI	RPI
DIV. I ONLY	18- 8	71	5- 5	19	14	24	24	2	2	
DIV. I NON-CONF.	11- 2	23	0- 0	61	26	26	26	2	2	
TOTALS	RPI 1-25	RPI 26-50	W-L RECORDS	RPI 51-100	RPI 101-150	RPI 150+				
18- 8	1- 7	4- 0	OVERALL	2- 1	6- 0	5- 0				
12- 3	1- 3	3- 0	HOME	2- 0	3- 0	3- 0				
3- 4	0- 0	0- 0	AWAY	0- 0	2- 0	1- 0				
3- 1	0- 1	1- 0	NEUTRAL	0- 0	1- 0	1- 0				
11- 2	0- 2	3- 0	NON-CONFERENCE	1- 0	2- 0	5- 0				
7- 1	0- 1	2- 0	HOME	1- 0	1- 0	3- 0				
1- 0	0- 0	0- 0	AWAY	0- 0	0- 0	1- 0				
3- 1	0- 1	1- 0	NEUTRAL	0- 0	1- 0	1- 0				
7- 6	1- 5	1- 0	CONFERENCE	1- 1	4- 0	0- 0				
5- 2	1- 2	1- 0	HOME	1- 0	2- 0	0- 0				
2- 4	0- 3	0- 0	AWAY	0- 1	2- 0	0- 0				
0- 0	0- 0	0- 0	NEUTRAL	0- 0	0- 0	0- 0				

RPI 1-25				RPI 26-50				RPI 51-100				RPI 101+			
RPI	S	Opponent	Score	RPI	S	Opponent	Score	RPI	S	Opponent	Score	RPI	S	Opponent	Score
1	H	UConn	53 76	26	H	Missouri	80 71	78	H	Wake Forest	60 57	106	A	Ole Miss	62 51
3	H	South Carolina	61 84	30	N	North Carolina St.	59 58	80	H	Florida	78 67	108	N	North Carolina	70 43
4	A	Mississippi St.	48 74	42	H	Tulane	69 51	94	A	Vanderbilt	68 70	124	H	TCU	67 61
14	H	Kentucky	42 55	47	H	Little Rock	69 49					128	H	Alabama	48 41
16	A	Texas A&M	52 54									137	A	Arkansas	53 52
16	H	Texas A&M	67 63									137	H	Arkansas	53 46
18	A	Tennessee	58 77									157	A	Louisiana Tech	77 73
22	N	Kansas St.	54 69									171	H	Rice	66 55
												219	H	Alabama St.	93 40
												300	N	UTEP	78 45
												337	H	Sam Houston St.	89 41
LAST 12 Division I GAMES:															
16	H	Texas A&M	67 63	16	A	Texas A&M	52 54	14	H	Kentucky	42 55				
94	A	Vanderbilt	68 70	106	A	Ole Miss	62 51	3	H	South Carolina	61 84				
128	H	Alabama	48 41	26	H	Missouri	80 71	26	H	Missouri	80 71				
18	A	Tennessee	58 77	137	A	Arkansas	53 52	137	A	Arkansas	53 52				
137	H	Arkansas	53 46	80	H	Florida	78 67	80	H	Florida	78 67				

Non-Div I Games:

LSU

■ Loss,
■ Non-Conf,
■ S Site,
■ H Home
■ A Away
N Neutral

Average RPI Win:	228	WON-LOST	WINNING	LAST 10	STRENGTH OF	OPP. STRENGTH	TEAM	ADJ.	CONF.	ADJ CONF.
Average RPI Loss:	103	RECORD	PCT. RANK	GAMES	SCHEDULE	OF SCHEDULE	RPI	RPI	RPI	RPI
DIV. I ONLY	15- 11	124	6- 4	232	116	165	165	12	12	
DIV. I NON-CONF.	7- 5	137	0- 1	208	178	152	152	12	12	
TOTALS	RPI 1-25	RPI 26-50	W-L RECORDS	RPI 51-100	RPI 101-150	RPI 150+				
15- 11	0- 2	0- 1	OVERALL	2- 3	0- 4	13- 1				
7- 6	0- 1	0- 1	HOME	0- 1	0- 2	7- 1				
7- 5	0- 1	0- 0	AWAY	2- 2	0- 2	5- 0				
1- 0	0- 0	0- 0	NEUTRAL	0- 0	0- 0	1- 0				
7- 5	0- 2	0- 0	NON-CONFERENCE	1- 1	0- 1	6- 1				
4- 2	0- 1	0- 0	HOME	0- 0	0- 0	4- 1				
2- 3	0- 1	0- 0	AWAY	1- 1	0- 1	1- 0				
1- 0	0- 0	0- 0	NEUTRAL	0- 0	0- 0	1- 0				
8- 6	0- 0	0- 1	CONFERENCE	1- 2	0- 3	7- 0				
3- 4	0- 0	0- 1	HOME	0- 1	0- 2	3- 0				
5- 2	0- 0	0- 0	AWAY	1- 1	0- 1	4- 0				
0- 0	0- 0	0- 0	NEUTRAL	0- 0	0- 0	0- 0				

RPI 1-25				RPI 26-50				RPI 51-100				RPI 101+ Team's RPI: 165			
RPI	S	Opponent	Score	RPI	S	Opponent	Score	RPI	S	Opponent	Score	RPI	S	Opponent	Score
23	A	Temple	70 86	48	H	George Washington	65 79	51	A	Villanova	49 52	107	H	Saint Louis	74 79
25	H	Harvard	64 66					52	A	Dayton	54 51	115	A	Rider	61 74
								79	A	Penn	58 56	117	H	Duquesne	68 76
								98	A	Saint Joseph's	58 67	141	A	VCU	56 61
								98	H	Saint Joseph's	55 75	181	H	George Mason	59 57
												187	H	Fairfield	68 61
												196	H	American	63 59
												208	A	UNCW	64 48
												220	N	Miami (OH)	79 70
												225	A	St. Bonaventure	57 45
												228	A	Richmond	63 58
												275	A	Davidson	65 58
												289	H	Massachusetts	68 64
												309	A	Rhode Island	58 49
												309	H	Rhode Island	70 51
												313	H	Lafayette	49 56
												318	H	UMKC	64 59
												348	H	Delaware St.	78 38
LAST 12 Division I GAMES:															
107	H	Saint Louis	74 79	289	H	Massachusetts	68 64								
98	A	Saint Joseph's	58 67	275	A	Davidson	65 58								
225	A	St. Bonaventure	57 45	228	A	Richmond	63 58								
48	H	George Washington	65 79	98	H	Saint Joseph's	55 75								
309	A	Rhode Island	58 49	25	H	Harvard	64 66								
181	H	George Mason	59 57	309	H	Rhode Island	70 51								

Non-Div I Games:

La Salle

■ Loss,
 ■ Non-Conf, S Site,
 ■ Home
 ■ Away
 N Neutral

Average RPI Win:	305	WON-LOST	WINNING	LAST 10	STRENGTH OF	OPP. STRENGTH	TEAM	ADJ.	CONF.	ADJ CONF.
Average RPI Loss:	188	RECORD	PCT. RANK	GAMES	SCHEDULE	OF SCHEDULE	RPI	RPI	RPI	RPI
DIV. I ONLY	3- 19	331	2- 8	270	266	330	330	21	21	
DIV. I NON-CONF.	1- 8	314	0- 0	302	323	341	341	19	19	
TOTALS	RPI 1-25	RPI 26-50	W-L RECORDS	RPI 51-100	RPI 101-150	RPI 150+				
3- 19	0- 0	0- 2	OVERALL	0- 0	0- 4	3- 13				
2- 8	0- 0	0- 1	HOME	0- 0	0- 1	2- 6				
1- 11	0- 0	0- 1	AWAY	0- 0	0- 3	1- 7				
0- 0	0- 0	0- 0	NEUTRAL	0- 0	0- 0	0- 0				
1- 8	0- 0	0- 0	NON-CONFERENCE	0- 0	0- 2	1- 6				
0- 4	0- 0	0- 0	HOME	0- 0	0- 0	0- 4				
1- 4	0- 0	0- 0	AWAY	0- 0	0- 2	1- 2				
0- 0	0- 0	0- 0	NEUTRAL	0- 0	0- 0	0- 0				
2- 11	0- 0	0- 2	CONFERENCE	0- 0	0- 2	2- 7				
2- 4	0- 0	0- 1	HOME	0- 0	0- 1	2- 2				
0- 7	0- 0	0- 1	AWAY	0- 0	0- 1	0- 5				
0- 0	0- 0	0- 0	NEUTRAL	0- 0	0- 0	0- 0				

RPI 1-25				RPI 26-50				RPI 51-100				RPI 101+ Team's RPI: 330			
RPI	S	Opponent	Score	RPI	S	Opponent	Score	RPI	S	Opponent	Score	RPI	S	Opponent	Score
				47	A	Little Rock	34 78					103	A	UT Arlington	59 93
				47	H	Little Rock	47 92					106	A	Ole Miss	40 97
												110	H	Troy	67 94
												137	A	Arkansas	46 92
												157	H	Louisiana Tech	53 73
												162	A	Louisiana	57 67
												164	A	Texas St.	50 63
												171	H	Rice	50 93
												217	H	Grambling	54 59
												240	A	Ga. Southern	65 76
												240	H	Ga. Southern	44 65
												244	H	South Ala.	44 74
												245	A	Georgia St.	35 87
												245	H	Georgia St.	72 63
												270	H	McNeese	52 78
												293	A	Northwestern St.	65 67
												295	A	Nicholls St.	54 73
												325	A	Arkansas St.	56 71
												325	H	Arkansas St.	59 51
												345	A	Houston Baptist	77 65
LAST 12 Division I GAMES:															
				244	H	South Ala.	44 74					103	A	UT Arlington	59 93
				110	H	Troy	67 94					164	A	Texas St.	50 63
				240	A	Ga. Southern	65 76					245	H	Georgia St.	72 63
				245	A	Georgia St.	35 87					240	H	Ga. Southern	44 65
				325	H	Arkansas St.	59 51					162	A	Louisiana	57 67
				47	H	Little Rock	47 92					47	A	Little Rock	34 78

Non-Div I Games: Centenary (LA) 83 39 LSU-Alexandria 73 61

La.-Monroe

Loss, Non-Conf, S Site, H Home A Away N Neutral

Average RPI Win:	242	WON-LOST	WINNING	LAST 10	STRENGTH OF	OPP. STRENGTH	TEAM	ADJ.	CONF.	ADJ CONF.
Average RPI Loss:	173	RECORD	PCT. RANK	GAMES	SCHEDULE	OF SCHEDULE	RPI	RPI	RPI	RPI
DIV. I ONLY	2- 24	345	1- 9	137	258	313	313	24	24	
DIV. I NON-CONF.	1- 11	330	0- 0	36	168	234	234	25	25	
TOTALS	RPI 1-25	RPI 26-50	W-L RECORDS	RPI 51-100	RPI 101-150	RPI 150+				
2- 24	0- 1	0- 0	OVERALL	0- 4	0- 5	2- 14				
0- 10	0- 0	0- 0	HOME	0- 2	0- 1	0- 7				
2- 11	0- 1	0- 0	AWAY	0- 1	0- 4	2- 5				
0- 3	0- 0	0- 0	NEUTRAL	0- 1	0- 0	0- 2				
1- 11	0- 1	0- 0	NON-CONFERENCE	0- 4	0- 3	1- 3				
0- 3	0- 0	0- 0	HOME	0- 2	0- 0	0- 1				
1- 5	0- 1	0- 0	AWAY	0- 1	0- 3	1- 0				
0- 3	0- 0	0- 0	NEUTRAL	0- 1	0- 0	0- 2				
1- 13	0- 0	0- 0	CONFERENCE	0- 0	0- 2	1- 11				
0- 7	0- 0	0- 0	HOME	0- 0	0- 1	0- 6				
1- 6	0- 0	0- 0	AWAY	0- 0	0- 1	1- 5				
0- 0	0- 0	0- 0	NEUTRAL	0- 0	0- 0	0- 0				

RPI 1-25				RPI 26-50				RPI 51-100				RPI 101+ Team's RPI: 313			
RPI	S	Opponent	Score	RPI	S	Opponent	Score	RPI	S	Opponent	Score	RPI	S	Opponent	Score
13	A	Louisville	48 92					58	H	Drexel	39 81	115	A	Rider	58 76
								67	A	St. John's (NY)	46 64	117	A	Duquesne	52 67
								79	H	Penn	47 64	121	A	Princeton	27 65
								87	N	Chattanooga	43 68	130	A	Navy	41 76
												130	H	Navy	65 68
												160	A	Army West Point	73 76
												160	H	Army West Point	55 63
												165	A	La Salle	56 49
												170	N	Hampton	55 58
												196	A	American	45 75
												196	H	American	52 76
												212	H	Robert Morris	51 62
												247	A	Boston U.	50 68
												247	H	Boston U.	58 75
												250	A	Loyola Maryland	47 75
												250	H	Loyola Maryland	55 60
												260	A	Colgate	69 76
												276	N	Bowling Green	42 69
												296	H	Lehigh	53 56
												319	A	Holy Cross	85 70
												319	H	Holy Cross	61 67
LAST 12 Division I GAMES:															
196	A	American	45 75	296	H	Lehigh	53 56								
130	H	Navy	65 68	196	H	American	52 76								
319	A	Holy Cross	85 70	130	A	Navy	41 76								
247	H	Boston U.	58 75	319	H	Holy Cross	61 67								
160	H	Army West Point	55 63	247	A	Boston U.	50 68								
250	A	Loyola Maryland	47 75	160	A	Army West Point	73 76								

Non-Div I Games:

Lafayette

■ Loss,
 ■ Non-Conf,
 ■ S Site,
 ■ H Home
 ■ A Away
 N Neutral

Average RPI Win:	282	WON-LOST	WINNING	LAST 10	STRENGTH OF	OPP. STRENGTH	TEAM	ADJ.	CONF.	ADJ CONF.
Average RPI Loss:	94	RECORD	PCT. RANK	GAMES	SCHEDULE	OF SCHEDULE	RPI	RPI	RPI	RPI
DIV. I ONLY	14- 6	67	7- 3	315	229	132	132	27	27	
DIV. I NON-CONF.	3- 3	165	0- 0	207	8	128	128	27	27	
TOTALS	RPI 1-25	RPI 26-50	W-L RECORDS	RPI 51-100	RPI 101-150	RPI 150+				
14- 6	0- 2	0- 1	OVERALL	0- 0	1- 2	13- 1				
9- 0	0- 0	0- 0	HOME	0- 0	0- 0	9- 0				
5- 6	0- 2	0- 1	AWAY	0- 0	1- 2	4- 1				
0- 0	0- 0	0- 0	NEUTRAL	0- 0	0- 0	0- 0				
3- 3	0- 2	0- 1	NON-CONFERENCE	0- 0	0- 0	3- 0				
2- 0	0- 0	0- 0	HOME	0- 0	0- 0	2- 0				
1- 3	0- 2	0- 1	AWAY	0- 0	0- 0	1- 0				
0- 0	0- 0	0- 0	NEUTRAL	0- 0	0- 0	0- 0				
11- 3	0- 0	0- 0	CONFERENCE	0- 0	1- 2	10- 1				
7- 0	0- 0	0- 0	HOME	0- 0	0- 0	7- 0				
4- 3	0- 0	0- 0	AWAY	0- 0	1- 2	3- 1				
0- 0	0- 0	0- 0	NEUTRAL	0- 0	0- 0	0- 0				

RPI 1-25				RPI 26-50				RPI 51-100				RPI 101+ Team's RPI: 132			
RPI	S	Opponent	Score	RPI	S	Opponent	Score	RPI	S	Opponent	Score	RPI	S	Opponent	Score
8	A	Oregon St.	56 88	28	A	Oregon	67 84					104	A	Abilene Christian	59 77
22	A	Kansas St.	43 68									105	A	SFA	66 74
												112	A	Central Ark.	70 56
												207	A	New Orleans	66 55
												207	H	New Orleans	73 42
												252	A	Canisius	65 51
												270	H	McNeese	79 57
												293	H	Northwestern St.	73 60
												295	A	Nicholls St.	67 78
												299	H	A&M-Corpus Christi	65 49
												303	H	Northern Ariz.	75 60
												316	H	Loyola Chicago	76 50
												332	H	Incarinate Word	83 54
												333	H	Southeastern La.	86 68
												337	A	Sam Houston St.	70 44
												337	H	Sam Houston St.	84 51
												345	A	Houston Baptist	81 53
LAST 12 Division I GAMES:															
345	A	Houston Baptist	81 53	299	H	A&M-Corpus Christi	65 49								
105	A	SFA	66 74	295	A	Nicholls St.	67 78								
337	H	Sam Houston St.	84 51	337	A	Sam Houston St.	70 44								
270	H	McNeese	79 57	104	A	Abilene Christian	59 77								
207	A	New Orleans	66 55	332	H	Incarinate Word	83 54								
293	H	Northwestern St.	73 60	333	H	Southeastern La.	86 68								

Non-Div I Games: St. Thomas (TX) 95 49 Louisiana Col. 94 55 Howard Payne 93 56 Southwestern (TX) 87 41
Lamar University

Average RPI Win: 292	WON-LOST	WINNING	LAST 10	STRENGTH OF	OPP. STRENGTH	TEAM	ADJ.	CONF.	ADJ CONF.
Average RPI Loss: 167	RECORD	PCT. RANK	GAMES	SCHEDULE	OF SCHEDULE	RPI	RPI	RPI	RPI
DIV. I ONLY	7- 17	284	3- 7	203	311	296	296	24	24
DIV. I NON-CONF.	4- 6	209	0- 0	205	325	257	257	25	25
TOTALS	RPI 1-25	RPI 26-50	W-L RECORDS	RPI 51-100	RPI 101-150	RPI 150+			
7- 17	0- 0	0- 0	OVERALL	0- 4	0- 4	7- 9			
5- 8	0- 0	0- 0	HOME	0- 1	0- 2	5- 5			
2- 9	0- 0	0- 0	AWAY	0- 3	0- 2	2- 4			
0- 0	0- 0	0- 0	NEUTRAL	0- 0	0- 0	0- 0			
4- 6	0- 0	0- 0	NON-CONFERENCE	0- 2	0- 2	4- 2			
3- 3	0- 0	0- 0	HOME	0- 0	0- 1	3- 2			
1- 3	0- 0	0- 0	AWAY	0- 2	0- 1	1- 0			
0- 0	0- 0	0- 0	NEUTRAL	0- 0	0- 0	0- 0			
3- 11	0- 0	0- 0	CONFERENCE	0- 2	0- 2	3- 7			
2- 5	0- 0	0- 0	HOME	0- 1	0- 1	2- 3			
1- 6	0- 0	0- 0	AWAY	0- 1	0- 1	1- 4			
0- 0	0- 0	0- 0	NEUTRAL	0- 0	0- 0	0- 0			

RPI S	Opponent	Score	RPI S	Opponent	Score	RPI S	Opponent	Score	RPI S	Opponent	Score	Team's RPI: 296
						51	A Villanova	37 59	115	H Rider	68 75	
						66	A Bucknell	54 73	117	A Duquesne	49 63	
						66	H Bucknell	58 77	130	A Navy	44 79	
						70	A California	63 96	130	H Navy	64 66	
									160	H Army West Point	71 75	
									196	A American	51 68	
									196	H American	58 70	
									198	H Sacred Heart	68 62	
									224	H Monmouth	62 73	
									247	A Boston U.	50 64	
									247	H Boston U.	64 69	
									250	A Loyola Maryland	58 62	
									250	H Loyola Maryland	86 69	
									261	H Norfolk St.	57 81	
									304	A Mt. St. Mary's	74 57	
									313	A Lafayette	56 53	
									315	H NJIT	84 52	
									319	A Holy Cross	47 65	
									319	H Holy Cross	80 64	
									348	H Delaware St.	91 80	
LAST 12 Division I GAMES:												
130	A Navy	44 79	313	A Lafayette	56 53							
319	H Holy Cross	80 64	130	H Navy	64 66							
66	A Bucknell	54 73	319	A Holy Cross	47 65							
196	H American	58 70	66	H Bucknell	58 77							
250	H Loyola Maryland	86 69	196	A American	51 68							
247	A Boston U.	50 64	250	A Loyola Maryland	58 62							

Non-Div I Games: East Stroudsburg 78 72

Lehigh

■ Loss,
 ■ Non-Conf, S Site,
 ■ Home
 ■ Away
 N Neutral

Liberty

Through Games Of Feb. 17, 2017

Average RPI Win: 255	WON-LOST	WINNING	LAST 10	STRENGTH OF	OPP. STRENGTH	TEAM	ADJ.	CONF.	ADJ CONF.
Average RPI Loss: 174	RECORD	PCT. RANK	GAMES	SCHEDULE	OF SCHEDULE	RPI	RPI	RPI	RPI
DIV. I ONLY	9- 15	243	6- 4	165	316	241	241	28	28
DIV. I NON-CONF.	0- 10	335	0- 0	60	231	303	303	28	28
TOTALS	RPI 1-25	RPI 26-50	W-L RECORDS	RPI 51-100	RPI 101-150	RPI 150+			
9- 15	0- 1	0- 1	OVERALL	0- 1	1- 3	8- 9			
7- 3	0- 1	0- 1	HOME	0- 0	1- 0	6- 1			
2- 8	0- 0	0- 0	AWAY	0- 0	0- 2	2- 6			
0- 4	0- 0	0- 0	NEUTRAL	0- 1	0- 1	0- 2			
0- 10	0- 1	0- 1	NON-CONFERENCE	0- 1	0- 2	0- 5			
0- 3	0- 1	0- 1	HOME	0- 0	0- 0	0- 1			
0- 3	0- 0	0- 0	AWAY	0- 0	0- 1	0- 2			
0- 4	0- 0	0- 0	NEUTRAL	0- 1	0- 1	0- 2			
9- 5	0- 0	0- 0	CONFERENCE	0- 0	1- 1	8- 4			
7- 0	0- 0	0- 0	HOME	0- 0	1- 0	6- 0			
2- 5	0- 0	0- 0	AWAY	0- 0	0- 1	2- 4			
0- 0	0- 0	0- 0	NEUTRAL	0- 0	0- 0	0- 0			

RPI 1-25				RPI 26-50				RPI 51-100				RPI 101+ Team's RPI: 241			
RPI	S	Opponent	Score	RPI	S	Opponent	Score	RPI	S	Opponent	Score	RPI	S	Opponent	Score
9	H	Duke	38 98	39	H	James Madison	48 62	52	N	Dayton	53 82	112	N	Central Ark.	41 61
												130	A	Navy	66 67
												135	A	Radford	68 76
												135	H	Radford	49 48
												166	A	UTSA	64 80
												197	H	Appalachian St.	57 66
												204	N	UMBC	51 62
												213	A	Campbell	58 52
												223	A	Presbyterian	55 56
												223	H	Presbyterian	68 60
												228	N	Richmond	54 63
												236	A	UNC Asheville	54 64
												246	A	Charleston So.	81 72
												246	H	Charleston So.	67 56
												264	A	High Point	69 78
												264	H	High Point	81 74
												307	A	Gardner-Webb	82 84
												307	H	Gardner-Webb	66 63
												311	A	Valparaiso	68 70
												328	H	Winthrop	80 51
												336	H	Longwood	92 47
LAST 12 Division I GAMES:															
246	H	Charleston So.	67 56	328	H	Winthrop	80 51								
264	A	High Point	69 78	135	A	Radford	68 76								
223	A	Presbyterian	55 56	236	A	UNC Asheville	54 64								
135	H	Radford	49 48	336	H	Longwood	92 47								
307	H	Gardner-Webb	66 63	307	A	Gardner-Webb	82 84								
213	A	Campbell	58 52	223	H	Presbyterian	68 60								

Non-Div I Games: West Liberty 64 38

Liberty

Loss, Non-Conf, S Site, H Home A Away N Neutral

Average RPI Win: 252	WON-LOST	WINNING	LAST 10	STRENGTH OF	OPP. STRENGTH	TEAM	ADJ.	CONF.	ADJ CONF.
Average RPI Loss: 181	RECORD	PCT. RANK	GAMES	SCHEDULE	OF SCHEDULE	RPI	RPI	RPI	RPI
DIV. I ONLY	4- 21	327	2- 8	118	315	294	294	23	23
DIV. I NON-CONF.	2- 12	310	0- 1	73	326	265	265	24	24
TOTALS	RPI 1-25	RPI 26-50	W-L RECORDS	RPI 51-100	RPI 101-150	RPI 150+			
4- 21	0- 0	0- 0	OVERALL	0- 5	1- 6	3- 10			
2- 8	0- 0	0- 0	HOME	0- 1	0- 3	2- 4			
2- 13	0- 0	0- 0	AWAY	0- 1	1- 0	1- 1			
0- 0	0- 0	0- 0	NEUTRAL	0- 0	0- 0	0- 0			
2- 12	0- 0	0- 0	NON-CONFERENCE	0- 2	1- 4	1- 6			
1- 4	0- 0	0- 0	HOME	0- 0	0- 2	1- 2			
1- 8	0- 0	0- 0	AWAY	0- 2	1- 2	0- 4			
0- 0	0- 0	0- 0	NEUTRAL	0- 0	0- 0	0- 0			
2- 9	0- 0	0- 0	CONFERENCE	0- 3	0- 2	2- 4			
1- 4	0- 0	0- 0	HOME	0- 1	0- 1	1- 2			
1- 5	0- 0	0- 0	AWAY	0- 2	0- 1	1- 2			
0- 0	0- 0	0- 0	NEUTRAL	0- 0	0- 0	0- 0			

RPI S	Opponent	Score	RPI S	Opponent	Score	RPI S	Opponent	Score	RPI S	Opponent	Score	Team's RPI: 294
						60	A Western Ky.	35 87	106	A Ole Miss	49 76	
						73	A Belmont	62 100	107	H Saint Louis	38 83	
						92	A Jacksonville	60 84	119	A Stetson	60 66	
						95	A FGCU	50 98	119	H Stetson	66 91	
						95	H FGCU	63 90	121	H Princeton	43 71	
									128	A Alabama	35 82	
									144	A Ball St.	78 74	
									191	A Morehead St.	53 73	
									230	A Murray St.	59 79	
									246	H Charleston So.	52 67	
									250	A Loyola Maryland	30 74	
									263	H Tennessee Tech	71 69	
									268	H Tennessee St.	71 77	
									272	A Southeast Mo. St.	63 79	
									277	H Kennesaw St.	55 70	
									279	A North Florida	60 58	
									315	A NJIT	68 76	
									315	H NJIT	53 76	
									321	A USC Upstate	75 89	
									321	H USC Upstate	84 77	
LAST 12 Division I GAMES:												
			95	A FGCU	50 98		92	A Jacksonville	60 84			
			119	A Stetson	60 66		279	A North Florida	60 58			
			321	A USC Upstate	75 89		119	H Stetson	66 91			
			315	H NJIT	53 76		95	H FGCU	63 90			
			321	H USC Upstate	84 77		277	H Kennesaw St.	55 70			
			315	A NJIT	68 76		121	H Princeton	43 71			

Non-Div I Games: Anderson (SC) 66 59

Lipscomb

■ Loss,
■ Non-Conf,
■ S Site,
■ H Home
■ A Away
N Neutral

Little Rock

Through Games Of Feb. 17, 2017

Average RPI Win:	207	WON-LOST	WINNING	LAST 10	STRENGTH OF	OPP. STRENGTH	TEAM	ADJ.	CONF.	ADJ CONF.
Average RPI Loss:	55	RECORD	PCT. RANK	GAMES	SCHEDULE	OF SCHEDULE	RPI	RPI	RPI	RPI
DIV. I ONLY	19- 7	53	4- 2	104	141	47	47	21	21	
DIV. I NON-CONF.	6- 6	165	0- 1	13	21	54	54	19	19	
TOTALS	RPI 1-25	RPI 26-50	W-L RECORDS	RPI 51-100	RPI 101-150	RPI 150+				
19- 7	0- 4	0- 1	OVERALL	0- 0	5- 1	14- 1				
10- 2	0- 2	0- 0	HOME	0- 0	3- 0	7- 0				
9- 5	0- 2	0- 1	AWAY	0- 0	2- 1	7- 1				
0- 0	0- 0	0- 0	NEUTRAL	0- 0	0- 0	0- 0				
6- 6	0- 4	0- 1	NON-CONFERENCE	0- 0	3- 1	3- 0				
3- 2	0- 2	0- 0	HOME	0- 0	2- 0	1- 0				
3- 4	0- 2	0- 1	AWAY	0- 0	1- 1	2- 0				
0- 0	0- 0	0- 0	NEUTRAL	0- 0	0- 0	0- 0				
13- 1	0- 0	0- 0	CONFERENCE	0- 0	2- 0	11- 1				
7- 0	0- 0	0- 0	HOME	0- 0	1- 0	6- 0				
6- 1	0- 0	0- 0	AWAY	0- 0	1- 0	5- 1				
0- 0	0- 0	0- 0	NEUTRAL	0- 0	0- 0	0- 0				

RPI 1-25			RPI 26-50			Team's RPI: 47	RPI 51-100			RPI 101+		
RPI	S	Opponent	Score	RPI	S	Opponent	Score	RPI	S	Opponent	Score	
4	H	Mississippi St.	44 58	36	A	Green Bay	31 57			103	A	UT Arlington 58 49
15	A	Oklahoma	58 68							107	H	Saint Louis 56 43
16	H	Texas A&M	37 55							110	H	Troy 77 74
24	A	LSU	49 69							125	A	Fordham 43 65
										140	A	Memphis 54 44
										149	H	Oral Roberts 56 50
										154	A	Tulsa 63 58
										161	A	Missouri St. 58 47
										162	A	Louisiana 82 64
										162	H	Louisiana 64 60
										164	A	Texas St. 47 64
										195	H	North Texas 55 44
										197	A	Appalachian St. 77 69
										197	H	Appalachian St. 67 55
										244	H	South Ala. 71 54
										273	A	Coastal Caro. 74 66
										273	H	Coastal Caro. 79 47
										325	A	Arkansas St. 60 35
										325	H	Arkansas St. 73 59
										330	A	La.-Monroe 92 47
										330	H	La.-Monroe 78 34
LAST 12 Division I GAMES:												
125	A	Fordham	43 65	162	A	Louisiana	82 64					
325	A	Arkansas St.	60 35	330	A	La.-Monroe	92 47					
164	A	Texas St.	47 64	244	H	South Ala.	71 54					
103	A	UT Arlington	58 49	110	H	Troy	77 74					
273	H	Coastal Caro.	79 47	325	H	Arkansas St.	73 59					
197	H	Appalachian St.	67 55	197	A	Appalachian St.	77 69					

Non-Div I Games:

Little Rock

Loss, Non-Conf, S Site, H Home A Away N Neutral

Average RPI Win:	221	WON-LOST	WINNING	LAST 10	STRENGTH OF	OPP. STRENGTH	TEAM	ADJ.	CONF.	ADJ CONF.
Average RPI Loss:	118	RECORD	PCT. RANK	GAMES	SCHEDULE	OF SCHEDULE	RPI	RPI	RPI	RPI
DIV. I ONLY	16- 9	96	7- 3	192	174	118	118	25	25	
DIV. I NON-CONF.	8- 6	141	1- 0	125	84	102	102	23	23	
TOTALS	RPI 1-25	RPI 26-50	W-L RECORDS	RPI 51-100	RPI 101-150	RPI 150+				
16- 9	0- 1	1- 1	OVERALL	0- 3	2- 1	13- 3				
8- 1	0- 1	0- 0	HOME	0- 0	1- 0	7- 0				
6- 5	0- 0	0- 0	AWAY	0- 1	1- 1	5- 3				
2- 3	0- 0	1- 1	NEUTRAL	0- 2	0- 0	1- 0				
8- 6	0- 1	1- 1	NON-CONFERENCE	0- 3	0- 1	7- 0				
3- 1	0- 1	0- 0	HOME	0- 0	0- 0	3- 0				
3- 2	0- 0	0- 0	AWAY	0- 1	0- 1	3- 0				
2- 3	0- 0	1- 1	NEUTRAL	0- 2	0- 0	1- 0				
8- 3	0- 0	0- 0	CONFERENCE	0- 0	2- 0	6- 3				
5- 0	0- 0	0- 0	HOME	0- 0	1- 0	4- 0				
3- 3	0- 0	0- 0	AWAY	0- 0	1- 0	2- 3				
0- 0	0- 0	0- 0	NEUTRAL	0- 0	0- 0	0- 0				

RPI 1-25				RPI 26-50				RPI 51-100				RPI 101+ Team's RPI: 118			
RPI	S	Opponent	Score	RPI	S	Opponent	Score	RPI	S	Opponent	Score	RPI	S	Opponent	Score
9	H	Duke	46 83	32	N	South Fla.	73 68	57	A	Southern California	74 82	102	A	UC Davis	64 51
				43	N	Quinnipiac	60 63	72	N	Oklahoma St.	57 63	102	H	UC Davis	64 62
								80	N	Florida	53 83	139	A	San Francisco	71 73
												163	H	UC Riverside	55 51
												173	H	Houston	65 55
												178	H	Columbia	73 60
												179	A	CSUN	56 63
												206	A	Loyola Marymount	81 78
												234	H	Pacific	66 58
												237	A	Cal Poly	67 69
												237	H	Cal Poly	83 80
												243	A	UC Santa Barbara	60 65
												247	N	Boston U.	61 48
												257	H	Hawaii	68 57
												286	A	Nevada	97 93
												302	A	Pepperdine	44 41
												326	A	UC Irvine	68 63
												342	A	Cal St. Fullerton	65 48
												342	H	Cal St. Fullerton	84 55
LAST 12 Division I GAMES:															
237	A	Cal Poly	67 69	102	H	UC Davis	64 62								
342	H	Cal St. Fullerton	84 55	243	A	UC Santa Barbara	60 65								
326	A	UC Irvine	68 63	237	H	Cal Poly	83 80								
179	A	CSUN	56 63	102	A	UC Davis	64 51								
163	H	UC Riverside	55 51	257	H	Hawaii	68 57								
342	A	Cal St. Fullerton	65 48	178	H	Columbia	73 60								

Non-Div I Games: Biola 76 48

Long Beach St.

■ Loss,
 ■ Non-Conf,
 ■ S Site,
 ■ Home
 ■ Away
 N Neutral

Average RPI Win:	340	WON-LOST	WINNING	LAST 10	STRENGTH OF	OPP. STRENGTH	TEAM	ADJ.	CONF.	ADJ CONF.
Average RPI Loss:	206	RECORD	PCT. RANK	GAMES	SCHEDULE	OF SCHEDULE	RPI	RPI	RPI	RPI
DIV. I ONLY	3- 19	331	1- 9	282	336	336	336	28	28	
DIV. I NON-CONF.	2- 7	284	0- 0	190	337	276	276	28	28	
TOTALS	RPI 1-25	RPI 26-50	W-L RECORDS	RPI 51-100	RPI 101-150	RPI 150+				
3- 19	0- 1	0- 2	OVERALL	0- 0	0- 3	3- 13				
2- 7	0- 0	0- 0	HOME	0- 0	0- 1	2- 6				
1- 12	0- 0	0- 1	AWAY	0- 0	0- 1	1- 2				
0- 0	0- 0	0- 0	NEUTRAL	0- 0	0- 0	0- 0				
2- 7	0- 1	0- 2	NON-CONFERENCE	0- 0	0- 1	2- 3				
1- 1	0- 0	0- 0	HOME	0- 0	0- 0	1- 1				
1- 6	0- 1	0- 2	AWAY	0- 0	0- 1	1- 2				
0- 0	0- 0	0- 0	NEUTRAL	0- 0	0- 0	0- 0				
1- 12	0- 0	0- 0	CONFERENCE	0- 0	0- 2	1- 10				
1- 6	0- 0	0- 0	HOME	0- 0	0- 1	1- 5				
0- 6	0- 0	0- 0	AWAY	0- 0	0- 1	0- 5				
0- 0	0- 0	0- 0	NEUTRAL	0- 0	0- 0	0- 0				

RPI 1-25				RPI 26-50				RPI 51-100				RPI 101+ Team's RPI: 336			
RPI	S	Opponent	Score	RPI	S	Opponent	Score	RPI	S	Opponent	Score	RPI	S	Opponent	Score
9	A	Duke	48 105	46	A	Marquette	37 87					101	A	Charlotte	41 66
				50	A	West Virginia	40 107					135	A	Radford	55 73
												135	H	Radford	34 74
												213	A	Campbell	50 74
												213	H	Campbell	54 66
												223	A	Presbyterian	55 65
												236	H	UNC Asheville	53 80
												241	A	Liberty	47 92
												246	H	Charleston So.	47 62
												255	A	Marshall	50 70
												261	H	Norfolk St.	56 85
												264	H	High Point	49 80
												307	A	Gardner-Webb	55 89
												307	H	Gardner-Webb	43 77
												328	A	Winthrop	72 78
												328	H	Winthrop	83 78
												341	A	Fairleigh Dickinson	59 75
												343	A	UMass Lowell	72 59
												348	H	Delaware St.	88 77
LAST 12 Division I GAMES:															
135	H	Radford	34 74	328	A	Winthrop	72 78								
328	H	Winthrop	83 78	213	H	Campbell	54 66								
307	A	Gardner-Webb	55 89	241	A	Liberty	47 92								
213	A	Campbell	50 74	135	A	Radford	55 73								
264	H	High Point	49 80	307	H	Gardner-Webb	43 77								
246	H	Charleston So.	47 62	236	H	UNC Asheville	53 80								

Non-Div I Games: West Va. Tech 58 76 Milligan 71 47

Longwood

Loss, Non-Conf, S Site, H Home A Away N Neutral

Average RPI Win:	258	WON-LOST	WINNING	LAST 10	STRENGTH OF	OPP. STRENGTH	TEAM	ADJ.	CONF.	ADJ CONF.
Average RPI Loss:	112	RECORD	PCT. RANK	GAMES	SCHEDULE	OF SCHEDULE	RPI	RPI	RPI	RPI
DIV. I ONLY	12- 8	118	6- 4	226	214	162	162	21	21	
DIV. I NON-CONF.	4- 3	141	0- 0	193	180	166	166	19	19	
TOTALS	RPI 1-25	RPI 26-50	W-L RECORDS	RPI 51-100	RPI 101-150	RPI 150+				
12- 8	0- 1	0- 2	OVERALL	0- 0	1- 2	11- 3				
8- 2	0- 0	0- 1	HOME	0- 0	1- 0	7- 1				
3- 5	0- 0	0- 1	AWAY	0- 0	0- 1	3- 0				
1- 1	0- 1	0- 0	NEUTRAL	0- 0	0- 0	1- 0				
4- 3	0- 1	0- 0	NON-CONFERENCE	0- 0	0- 1	4- 1				
2- 1	0- 0	0- 0	HOME	0- 0	0- 0	2- 1				
1- 1	0- 0	0- 0	AWAY	0- 0	0- 1	1- 0				
1- 1	0- 1	0- 0	NEUTRAL	0- 0	0- 0	1- 0				
8- 5	0- 0	0- 2	CONFERENCE	0- 0	1- 1	7- 2				
6- 1	0- 0	0- 1	HOME	0- 0	1- 0	5- 0				
2- 4	0- 0	0- 1	AWAY	0- 0	0- 1	2- 2				
0- 0	0- 0	0- 0	NEUTRAL	0- 0	0- 0	0- 0				

RPI 1-25			RPI 26-50			RPI 51-100			RPI 101+			Team's RPI: 162
RPI	S	Opponent	Score	RPI	S	Opponent	Score	RPI	S	Opponent	Score	
2	N	Notre Dame	51 91	47	A	Little Rock	60 64		103	A	UT Arlington	66 79
				47	H	Little Rock	64 82		110	H	Troy	80 72
									120	A	Southern Miss.	49 71
									157	H	Louisiana Tech	80 72
									164	A	Texas St.	40 62
									173	H	Houston	64 69
									240	A	Ga. Southern	60 63
									240	H	Ga. Southern	79 52
									244	H	South Ala.	62 38
									245	A	Georgia St.	70 64
									245	H	Georgia St.	72 65
									270	A	McNeese	77 70
									272	N	Southeast Mo. St.	82 78
									325	A	Arkansas St.	80 72
									325	H	Arkansas St.	72 60
									330	H	La.-Monroe	67 57
									333	H	Southeastern La.	86 77
LAST 12 Division I GAMES:												
110	H	Troy	80 72	164	A	Texas St.	40 62					
244	H	South Ala.	62 38	103	A	UT Arlington	66 79					
245	A	Georgia St.	70 64	240	H	Ga. Southern	79 52					
240	A	Ga. Southern	60 63	245	H	Georgia St.	72 65					
47	H	Little Rock	64 82	330	H	La.-Monroe	67 57					
325	H	Arkansas St.	72 60	325	A	Arkansas St.	80 72					

Non-Div I Games: Xavier (LA) 74 55 Southern-N.O. 87 57

Louisiana

Loss, Non-Conf, S Site, H Home A Away N Neutral

Average RPI Win:	225	WON-LOST	WINNING	LAST 10	STRENGTH OF	OPP. STRENGTH	TEAM	ADJ.	CONF.	ADJ CONF.
Average RPI Loss:	119	RECORD	PCT. RANK	GAMES	SCHEDULE	OF SCHEDULE	RPI	RPI	RPI	RPI
DIV. I ONLY	13- 11	148	7- 3	181	138	157	157	14	14	
DIV. I NON-CONF.	4- 6	209	0- 0	183	152	205	205	16	16	
TOTALS	RPI 1-25	RPI 26-50	W-L RECORDS	RPI 51-100	RPI 101-150	RPI 150+				
13- 11	0- 1	0- 1	OVERALL	0- 2	2- 4	11- 3				
7- 5	0- 1	0- 1	HOME	0- 1	2- 2	5- 0				
6- 6	0- 0	0- 0	AWAY	0- 1	0- 2	6- 3				
0- 0	0- 0	0- 0	NEUTRAL	0- 0	0- 0	0- 0				
4- 6	0- 1	0- 1	NON-CONFERENCE	0- 0	0- 3	4- 1				
2- 3	0- 1	0- 1	HOME	0- 0	0- 1	2- 0				
2- 3	0- 0	0- 0	AWAY	0- 0	0- 2	2- 1				
0- 0	0- 0	0- 0	NEUTRAL	0- 0	0- 0	0- 0				
9- 5	0- 0	0- 0	CONFERENCE	0- 2	2- 1	7- 2				
5- 2	0- 0	0- 0	HOME	0- 1	2- 1	3- 0				
4- 3	0- 0	0- 0	AWAY	0- 1	0- 0	4- 2				
0- 0	0- 0	0- 0	NEUTRAL	0- 0	0- 0	0- 0				

RPI 1-25				RPI 26-50				RPI 51-100				RPI 101+ Team's RPI: 157			
RPI	S	Opponent	Score	RPI	S	Opponent	Score	RPI	S	Opponent	Score	RPI	S	Opponent	Score
24	H	LSU	73 77	38	H	Auburn	66 76	60	A	Western Ky.	58 67	101	H	Charlotte	80 54
								76	H	Middle Tenn.	65 79	105	H	SFA	58 60
												111	A	Clemson	67 78
												120	H	Southern Miss.	72 61
												127	H	Old Dominion	64 69
												140	A	Memphis	54 56
												162	A	Louisiana	72 80
												166	A	UTSA	61 63
												166	H	UTSA	77 71
												171	A	Rice	70 67
												180	H	UAB	64 63
												195	A	North Texas	72 65
												217	H	Grambling	69 55
												255	A	Marshall	72 54
												270	A	McNeese	66 56
												295	H	Nicholls St.	68 52
												300	A	UTEP	62 69
												300	H	UTEP	69 61
												329	A	Fla. Atlantic	76 52
												330	A	La.-Monroe	73 53
LAST 12 Division I GAMES:															
329	A	Fla. Atlantic	76 52	180	H	UAB	64 63								
166	H	UTSA	77 71	195	A	North Texas	72 65								
300	H	UTEP	69 61	171	A	Rice	70 67								
255	A	Marshall	72 54	127	H	Old Dominion	64 69								
60	A	Western Ky.	58 67	101	H	Charlotte	80 54								
76	H	Middle Tenn.	65 79	166	A	UTSA	61 63								

Non-Div I Games: LSU-Alexandria 103 63

Louisiana Tech

■ Loss,
 ■ Non-Conf,
 ■ S Site,
 ■ H Home
 ■ A Away
 N Neutral

Louisville

Through Games Of Feb. 17, 2017

Average RPI Win:	116	WON-LOST	WINNING	LAST 10	STRENGTH OF	OPP. STRENGTH	TEAM	ADJ.	CONF.	ADJ CONF.
Average RPI Loss:	12	RECORD	PCT. RANK	GAMES	SCHEDULE	OF SCHEDULE	RPI	RPI	RPI	RPI
DIV. I ONLY	22- 6	29	7- 3	12	24	13	13	3	3	
DIV. I NON-CONF.	13- 2	20	1- 0	37	29	10	10	4	4	
TOTALS	RPI 1-25	RPI 26-50	W-L RECORDS	RPI 51-100	RPI 101-150	RPI 150+				
22- 6	2- 5	3- 1	OVERALL	8- 0	3- 0	6- 0				
14- 2	2- 1	2- 1	HOME	4- 0	1- 0	5- 0				
8- 3	0- 3	1- 0	AWAY	4- 0	2- 0	1- 0				
0- 1	0- 1	0- 0	NEUTRAL	0- 0	0- 0	0- 0				
13- 2	1- 2	2- 0	NON-CONFERENCE	5- 0	0- 0	5- 0				
9- 1	1- 1	1- 0	HOME	3- 0	0- 0	4- 0				
4- 0	0- 0	1- 0	AWAY	2- 0	0- 0	1- 0				
0- 1	0- 1	0- 0	NEUTRAL	0- 0	0- 0	0- 0				
9- 4	1- 3	1- 1	CONFERENCE	3- 0	3- 0	1- 0				
5- 1	1- 0	1- 1	HOME	1- 0	1- 0	1- 0				
4- 3	0- 3	0- 0	AWAY	2- 0	2- 0	0- 0				
0- 0	0- 0	0- 0	NEUTRAL	0- 0	0- 0	0- 0				

RPI	S	Opponent	Score	RPI	S	Opponent	Score	RPI	S	Opponent	Score	RPI	S	Opponent	Score
2	A	Notre Dame	66 85	30	H	North Carolina St.	70 72	53	H	Georgia Tech	91 51	111	A	Clemson	60 46
3	N	South Carolina	59 83	32	A	South Fla.	66 52	55	A	Virginia	86 81	138	A	Pittsburgh	63 48
9	A	Duke	55 58	33	H	Syracuse	91 76	60	H	Western Ky.	68 61	138	H	Pittsburgh	73 52
10	A	Florida St.	65 72	37	H	South Dakota St.	83 30	73	H	Belmont	73 50	167	H	Boston College	68 43
14	H	Kentucky	69 67					74	A	Virginia Tech	88 70	185	H	Col. of Charleston	86 58
19	H	Miami (FL)	63 59					76	A	Middle Tenn.	91 72	258	A	UT Martin	100 57
20	H	Maryland	72 78					87	H	Chattanooga	63 47	267	H	Evansville	89 47
								94	A	Vanderbilt	78 66	276	H	Bowling Green	83 58
												313	H	Lafayette	92 48
LAST 12 Division I GAMES:															
167	H	Boston College	68 43	32	A	South Fla.	66 52	53	H	Georgia Tech	91 51				
74	A	Virginia Tech	88 70	19	H	Miami (FL)	63 59	10	A	Florida St.	65 72				
2	A	Notre Dame	66 85	138	H	Pittsburgh	73 52	55	A	Virginia	86 81				
30	H	North Carolina St.	70 72												
111	A	Clemson	60 46												

Non-Div I Games:

Louisville

■ Loss,
 ■ Non-Conf, S Site,
 ■ Home
 ■ Away
 N Neutral

Average RPI Win: 321		WON-LOST	WINNING	LAST 10	STRENGTH OF	OPP. STRENGTH	TEAM	ADJ.	CONF.	ADJ CONF.
Average RPI Loss: 140		RECORD	PCT. RANK	GAMES	SCHEDULE	OF SCHEDULE	RPI	RPI	RPI	RPI
DIV. I ONLY		2- 22	343	0- 10	108	179	316	316	16	16
DIV. I NON-CONF.		1- 10	325	0- 0	30	144	256	256	14	14
TOTALS	RPI 1-25		RPI 26-50		W-L RECORDS		RPI 51-100		RPI 101-150	RPI 150+
2- 22	0- 2		0- 2		OVERALL		0- 3		0- 5	2- 10
2- 8	0- 1		0- 0		HOME		0- 2		0- 1	2- 4
0- 12	0- 1		0- 2		AWAY		0- 1		0- 2	0- 6
0- 2	0- 0		0- 0		NEUTRAL		0- 0		0- 2	0- 0
1- 10	0- 2		0- 1		NON-CONFERENCE		0- 1		0- 5	1- 1
1- 3	0- 1		0- 0		HOME		0- 1		0- 1	1- 0
0- 5	0- 1		0- 1		AWAY		0- 0		0- 2	0- 1
0- 2	0- 0		0- 0		NEUTRAL		0- 0		0- 2	0- 0
1- 12	0- 0		0- 1		CONFERENCE		0- 2		0- 0	1- 9
1- 5	0- 0		0- 0		HOME		0- 1		0- 0	1- 4
0- 7	0- 0		0- 1		AWAY		0- 1		0- 0	0- 5
0- 0	0- 0		0- 0		NEUTRAL		0- 0		0- 0	0- 0

RPI 1-25				RPI 26-50				RPI 51-100				RPI 101+				Team's RPI: 316	
RPI	S	Opponent	Score	RPI	S	Opponent	Score	RPI	S	Opponent	Score	RPI	S	Opponent	Score		
17	H	DePaul	46 107	34	A	Drake	46 89	65	A	UNI	30 68	110	N	Troy	67 91		
19	A	Miami (FL)	43 81	41	A	Central Mich.	57 95	65	H	UNI	43 89	111	N	Clemson	40 61		
								68	H	Northern Ill.	70 90	132	A	Lamar University	50 76		
												138	A	Pittsburgh	35 59		
												146	H	Milwaukee	46 73		
												161	H	Missouri St.	32 60		
												172	A	Western Mich.	53 65		
												188	A	Southern Ill.	57 73		
												203	A	Indiana St.	32 53		
												203	H	Indiana St.	38 48		
												209	A	Bradley	45 72		
												209	H	Bradley	53 60		
												215	H	Wichita St.	64 83		
												267	A	Evansville	36 67		
												306	A	Illinois St.	51 63		
												306	H	Illinois St.	64 61		
												335	H	Chicago St.	59 54		
LAST 12 Division I GAMES:																	
				65	H	UNI	43 89	65	A	UNI	30 68						
				203	A	Indiana St.	32 53	34	A	Drake	46 89						
				306	A	Illinois St.	51 63	203	H	Indiana St.	38 48						
				209	A	Bradley	45 72	209	H	Bradley	53 60						
				215	H	Wichita St.	64 83	306	H	Illinois St.	64 61						
				161	H	Missouri St.	32 60	267	A	Evansville	36 67						

Non-Div I Games:

Loyola Chicago

■ Loss, ■ Non-Conf, S Site, H Home A Away N Neutral

Loyola Maryland

Through Games Of Feb. 17, 2017

Average RPI Win:	274	WON-LOST	WINNING	LAST 10	STRENGTH OF	OPP. STRENGTH	TEAM	ADJ.	CONF.	ADJ CONF.
Average RPI Loss:	148	RECORD	PCT. RANK	GAMES	SCHEDULE	OF SCHEDULE	RPI	RPI	RPI	RPI
DIV. I ONLY	9- 16	246	2- 8	164	273	250	250	24	24	
DIV. I NON-CONF.	4- 7	224	0- 0	160	215	231	231	25	25	
TOTALS	RPI 1-25	RPI 26-50	W-L RECORDS	RPI 51-100	RPI 101-150	RPI 150+				
9- 16	0- 1	0- 1	OVERALL	0- 2	0- 5	9- 7				
7- 7	0- 1	0- 0	HOME	0- 1	0- 2	7- 3				
2- 9	0- 0	0- 1	AWAY	0- 1	0- 3	2- 4				
0- 0	0- 0	0- 0	NEUTRAL	0- 0	0- 0	0- 0				
4- 7	0- 1	0- 1	NON-CONFERENCE	0- 0	0- 3	4- 2				
3- 3	0- 1	0- 0	HOME	0- 0	0- 1	3- 1				
1- 4	0- 0	0- 1	AWAY	0- 0	0- 2	1- 1				
0- 0	0- 0	0- 0	NEUTRAL	0- 0	0- 0	0- 0				
5- 9	0- 0	0- 0	CONFERENCE	0- 2	0- 2	5- 5				
4- 4	0- 0	0- 0	HOME	0- 1	0- 1	4- 2				
1- 5	0- 0	0- 0	AWAY	0- 1	0- 1	1- 3				
0- 0	0- 0	0- 0	NEUTRAL	0- 0	0- 0	0- 0				

RPI 1-25				RPI 26-50				RPI 51-100				RPI 101+ Team's RPI: 250			
RPI	S	Opponent	Score	RPI	S	Opponent	Score	RPI	S	Opponent	Score	RPI	S	Opponent	Score
20	H	Maryland	60 79	48	A	George Washington	64 74	66	A	Bucknell	39 57	123	H	Delaware	45 47
								66	H	Bucknell	66 72	130	A	Navy	51 77
												130	H	Navy	43 55
												133	A	Cornell	50 58
												138	A	Pittsburgh	44 74
												160	A	Army West Point	48 67
												160	H	Army West Point	71 62
												178	H	Columbia	53 65
												187	A	Fairfield	57 58
												196	H	American	45 60
												204	A	UMBC	70 65
												247	A	Boston U.	58 61
												247	H	Boston U.	55 67
												260	H	Colgate	87 77
												294	H	Lipscomb	74 30
												296	A	Lehigh	69 86
												296	H	Lehigh	62 58
												304	H	Mt. St. Mary's	58 53
												313	A	Lafayette	60 55
												313	H	Lafayette	75 47
												323	H	St. Francis Brooklyn	69 60
LAST 12 Division I GAMES:															
				66	A	Bucknell	39 57	260	H	Colgate	87 77				
				247	H	Boston U.	55 67	66	H	Bucknell	66 72				
				130	H	Navy	43 55	247	A	Boston U.	58 61				
				160	A	Army West Point	48 67	130	A	Navy	51 77				
				296	A	Lehigh	69 86	160	H	Army West Point	71 62				
				313	H	Lafayette	75 47	296	H	Lehigh	62 58				

Non-Div I Games:

Loyola Maryland

Loss, Non-Conf, S Site, H Home A Away N Neutral

Average RPI Win:	233	WON-LOST	WINNING	LAST 10	STRENGTH OF	OPP. STRENGTH	TEAM	ADJ.	CONF.	ADJ CONF.
Average RPI Loss:	127	RECORD	PCT. RANK	GAMES	SCHEDULE	OF SCHEDULE	RPI	RPI	RPI	RPI
DIV. I ONLY	12- 14	196	6- 4	197	173	206	206	15	15	
DIV. I NON-CONF.	5- 6	186	0- 0	231	242	216	216	13	13	
TOTALS	RPI 1-25	RPI 26-50	W-L RECORDS	RPI 51-100	RPI 101-150	RPI 150+				
12- 14	0- 0	0- 0	OVERALL	1- 6	2- 5	9- 3				
8- 6	0- 0	0- 0	HOME	1- 2	2- 3	5- 1				
4- 8	0- 0	0- 0	AWAY	0- 1	0- 1	4- 0				
0- 0	0- 0	0- 0	NEUTRAL	0- 0	0- 0	0- 0				
5- 6	0- 0	0- 0	NON-CONFERENCE	0- 3	0- 2	5- 1				
2- 4	0- 0	0- 0	HOME	0- 1	0- 2	2- 1				
3- 2	0- 0	0- 0	AWAY	0- 2	0- 0	3- 0				
0- 0	0- 0	0- 0	NEUTRAL	0- 0	0- 0	0- 0				
7- 8	0- 0	0- 0	CONFERENCE	1- 3	2- 3	4- 2				
6- 2	0- 0	0- 0	HOME	1- 1	2- 1	3- 0				
1- 6	0- 0	0- 0	AWAY	0- 2	0- 2	1- 2				
0- 0	0- 0	0- 0	NEUTRAL	0- 0	0- 0	0- 0				

RPI S	Opponent	Score	RPI S	Opponent	Score	RPI S	Opponent	Score	RPI S	Opponent	Score	Team's RPI: 206
						72	A Oklahoma St.	58 66	107	H Saint Louis	76 90	
						73	H Belmont	72 79	118	H Long Beach St.	78 81	
						75	A Gonzaga	61 73	131	A St. Mary's (CA)	59 74	
						75	H Gonzaga	56 80	131	H St. Mary's (CA)	72 57	
						89	A BYU	59 76	139	H San Francisco	72 79	
						89	H BYU	77 74	147	A Santa Clara	64 71	
						96	A Washington St.	45 92	147	H Santa Clara	61 50	
									163	H UC Riverside	72 75	
									226	A Seattle U	62 59	
									234	A Pacific	65 52	
									238	A San Diego	58 61	
									238	H San Diego	63 55	
									243	H UC Santa Barbara	57 55	
									254	A Portland	56 71	
									254	H Portland	69 54	
									269	A San Diego St.	60 53	
									302	H Pepperdine	72 60	
									326	H UC Irvine	58 39	
									342	A Cal St. Fullerton	77 62	
LAST 12 Division I GAMES:												
131	H St. Mary's (CA)	72 57	234	A Pacific	65 52							
254	A Portland	56 71	147	H Santa Clara	61 50							
75	A Gonzaga	61 73	238	A San Diego	58 61							
139	H San Francisco	72 79	254	H Portland	69 54							
238	H San Diego	63 55	75	H Gonzaga	56 80							
89	H BYU	77 74	147	A Santa Clara	64 71							

Non-Div I Games:

Loyola Marymount

■ Loss,
■ Non-Conf,
■ S Site,
■ H Home
■ A Away
N Neutral

Average RPI Win: 222	WON-LOST	WINNING	LAST 10	STRENGTH OF	OPP. STRENGTH	TEAM	ADJ.	CONF.	ADJ CONF.
Average RPI Loss: 120	RECORD	PCT. RANK	GAMES	SCHEDULE	OF SCHEDULE	RPI	RPI	RPI	RPI
DIV. I ONLY	15- 14	168	6- 4	129	143	134	134	22	22
DIV. I NON-CONF.	7- 8	181	0- 0	67	30	97	97	22	22
TOTALS	RPI 1-25	RPI 26-50	W-L RECORDS	RPI 51-100	RPI 101-150	RPI 150+			
15- 14	0- 4	0- 1	OVERALL	2- 2	1- 1	12- 6			
9- 2	0- 1	0- 0	HOME	1- 1	1- 0	7- 0			
3- 11	0- 3	0- 1	AWAY	0- 1	0- 1	3- 5			
3- 1	0- 0	0- 0	NEUTRAL	1- 0	0- 0	2- 1			
7- 8	0- 4	0- 1	NON-CONFERENCE	2- 0	0- 1	5- 2			
3- 1	0- 1	0- 0	HOME	1- 0	0- 0	2- 0			
1- 6	0- 3	0- 1	AWAY	0- 0	0- 1	1- 1			
3- 1	0- 0	0- 0	NEUTRAL	1- 0	0- 0	2- 1			
8- 6	0- 0	0- 0	CONFERENCE	0- 2	1- 0	7- 4			
6- 1	0- 0	0- 0	HOME	0- 1	1- 0	5- 0			
2- 5	0- 0	0- 0	AWAY	0- 1	0- 0	2- 4			
0- 0	0- 0	0- 0	NEUTRAL	0- 0	0- 0	0- 0			

RPI 1-25				RPI 26-50				RPI 51-100				RPI 101+ Team's RPI: 134			
RPI	S	Opponent	Score	RPI	S	Opponent	Score	RPI	S	Opponent	Score	RPI	S	Opponent	Score
3	A	South Carolina	42 79	42	A	Tulane	62 77	86	A	New Hampshire	44 50	111	A	Clemson	61 69
4	H	Mississippi St.	43 87					86	H	New Hampshire	57 65	145	H	Albany (NY)	84 71
19	A	Miami (FL)	51 76					87	N	Chattanooga	49 39	167	A	Boston College	53 64
25	A	Harvard	62 69					97	H	Purdue	67 47	168	H	Northeastern	68 49
												170	N	Hampton	49 58
												175	A	Hartford	66 60
												175	H	Hartford	73 62
												189	N	ETSU	61 48
												202	A	Binghamton	52 58
												204	A	UMBC	62 66
												204	H	UMBC	72 40
												232	H	Dartmouth	60 55
												274	A	Stony Brook	41 55
												274	H	Stony Brook	78 71
												284	A	Vermont	52 55
												284	H	Vermont	59 43
												287	A	Bryant	77 52
												320	N	Saint Peter's	59 43
												343	A	UMass Lowell	65 44
												343	H	UMass Lowell	76 50
LAST 12 Division I GAMES:															
				86	H	New Hampshire	57 65	202	A	Binghamton	52 58				
				274	H	Stony Brook	78 71	145	H	Albany (NY)	84 71				
				343	H	UMass Lowell	76 50	86	A	New Hampshire	44 50				
				175	A	Hartford	66 60	175	H	Hartford	73 62				
				204	A	UMBC	62 66	274	A	Stony Brook	41 55				
				284	H	Vermont	59 43	343	A	UMass Lowell	65 44				

Non-Div I Games:

Maine

■ Loss,
 ■ Non-Conf,
 ■ S Site,
 ■ Home
 ■ A Away
 N Neutral

Average RPI Win: 251	WON-LOST	WINNING	LAST 10	STRENGTH OF	OPP. STRENGTH	TEAM	ADJ.	CONF.	ADJ CONF.
Average RPI Loss: 165	RECORD	PCT. RANK	GAMES	SCHEDULE	OF SCHEDULE	RPI	RPI	RPI	RPI
DIV. I ONLY	8- 18	276	3- 7	208	247	271	271	18	18
DIV. I NON-CONF.	4- 5	198	0- 0	88	312	155	155	17	17
TOTALS	RPI 1-25	RPI 26-50	W-L RECORDS	RPI 51-100	RPI 101-150	RPI 150+			
8- 18	0- 0	0- 1	OVERALL	0- 3	0- 3	8- 11			
4- 8	0- 0	0- 0	HOME	0- 1	0- 1	4- 6			
4- 10	0- 0	0- 1	AWAY	0- 0	0- 1	4- 0			
0- 0	0- 0	0- 0	NEUTRAL	0- 0	0- 0	0- 0			
4- 5	0- 0	0- 0	NON-CONFERENCE	0- 3	0- 1	4- 1			
2- 2	0- 0	0- 0	HOME	0- 1	0- 0	2- 1			
2- 3	0- 0	0- 0	AWAY	0- 2	0- 1	2- 0			
0- 0	0- 0	0- 0	NEUTRAL	0- 0	0- 0	0- 0			
4- 13	0- 0	0- 1	CONFERENCE	0- 0	0- 2	4- 10			
2- 6	0- 0	0- 0	HOME	0- 0	0- 1	2- 5			
2- 7	0- 0	0- 1	AWAY	0- 0	0- 1	2- 5			
0- 0	0- 0	0- 0	NEUTRAL	0- 0	0- 0	0- 0			

RPI S	Opponent	Score	RPI S	Opponent	Score	RPI S	Opponent	Score	RPI S	Opponent	Score	Team's RPI: 271
			43 Quinnipiac	38 81		66 Bucknell	64 69		115 Rider	64 73		
						77 Buffalo	39 73		115 Rider	36 53		
						86 New Hampshire	42 59		125 Fordham	60 63		
									152 Iona	53 70		
									152 Iona	62 76		
									153 Yale	63 57		
									155 Brown	58 57		
									187 Fairfield	56 71		
									187 Fairfield	43 64		
									190 Siena	62 67		
									190 Siena	68 66		
									224 Monmouth	75 61		
									229 Marist	47 62		
									231 Niagara	42 65		
									231 Niagara	59 62		
									252 Canisius	48 58		
									252 Canisius	57 62		
									274 Stony Brook	50 55		
									319 Holy Cross	60 56		
									320 Saint Peter's	69 65		
									320 Saint Peter's	57 44		
									323 St. Francis Brooklyn	55 52		
LAST 12 Division I GAMES:												
224 Monmouth	75 61	115 Rider	64 73									
187 Fairfield	43 64	320 Saint Peter's	69 65									
190 Siena	62 67	152 Iona	62 76									
231 Niagara	42 65	231 Niagara	59 62									
252 Canisius	48 58	43 Quinnipiac	38 81									
320 Saint Peter's	57 44	187 Fairfield	56 71									

Non-Div I Games:

Manhattan

Average RPI Win: 233	WON-LOST	WINNING	LAST 10	STRENGTH OF	OPP. STRENGTH	TEAM	ADJ.	CONF.	ADJ CONF.
Average RPI Loss: 174	RECORD	PCT. RANK	GAMES	SCHEDULE	OF SCHEDULE	RPI	RPI	RPI	RPI
DIV. I ONLY	12- 15	207	5- 5	305	149	229	229	18	18
DIV. I NON-CONF.	3- 7	250	0- 0	330	78	310	310	17	17
TOTALS	RPI 1-25	RPI 26-50	W-L RECORDS	RPI 51-100	RPI 101-150	RPI 150+			
12- 15	0- 1	0- 2	OVERALL	0- 0	0- 2	12- 10			
3- 7	0- 1	0- 0	HOME	0- 0	0- 1	3- 5			
8- 6	0- 0	0- 1	AWAY	0- 0	0- 1	8- 4			
1- 2	0- 0	0- 1	NEUTRAL	0- 0	0- 0	1- 1			
3- 7	0- 1	0- 1	NON-CONFERENCE	0- 0	0- 0	3- 5			
1- 2	0- 1	0- 0	HOME	0- 0	0- 0	1- 1			
1- 3	0- 0	0- 0	AWAY	0- 0	0- 0	1- 3			
1- 2	0- 0	0- 1	NEUTRAL	0- 0	0- 0	1- 1			
9- 8	0- 0	0- 1	CONFERENCE	0- 0	0- 2	9- 5			
2- 5	0- 0	0- 0	HOME	0- 0	0- 1	2- 4			
7- 3	0- 0	0- 1	AWAY	0- 0	0- 1	7- 1			
0- 0	0- 0	0- 0	NEUTRAL	0- 0	0- 0	0- 0			

RPI 1-25				RPI 26-50				RPI 51-100				RPI 101+ Team's RPI: 229			
RPI	S	Opponent	Score	RPI	S	Opponent	Score	RPI	S	Opponent	Score	RPI	S	Opponent	Score
21	H	Creighton	50 72	38	N	Auburn	51 52					115	A	Rider	46 65
				43	A	Quinnipiac	57 79					115	H	Rider	56 69
												151	N	East Carolina	68 70
												152	A	Iona	68 62
												152	H	Iona	37 48
												183	A	Hofstra	42 62
												187	A	Fairfield	68 62
												187	H	Fairfield	71 55
												190	A	Siena	70 59
												190	H	Siena	68 69
												199	H	Seton Hall	63 76
												224	A	Monmouth	69 79
												231	A	Niagara	60 58
												231	H	Niagara	53 68
												232	A	Dartmouth	66 61
												247	H	Boston U.	76 57
												252	A	Canisius	85 74
												252	H	Canisius	67 60
												271	A	Manhattan	62 47
												280	N	N.C. A&T	69 64
												309	A	Rhode Island	61 82
												319	A	Holy Cross	46 50
												320	A	Saint Peter's	66 58
												320	H	Saint Peter's	69 73
LAST 12 Division I GAMES:															
187	A	Fairfield	68 62	252	H	Canisius	67 60								
115	A	Rider	46 65	152	H	Iona	37 48								
231	H	Niagara	53 68	190	H	Siena	68 69								
43	A	Quinnipiac	57 79	152	A	Iona	68 62								
320	A	Saint Peter's	66 58	115	H	Rider	56 69								
190	A	Siena	70 59	231	A	Niagara	60 58								

Non-Div I Games:

Marist

■ Loss,
 ■ Non-Conf,
 ■ S Site,
 ■ H Home
 ■ A Away
 N Neutral
























































Average RPI Win:	157	WON-LOST	WINNING	LAST 10	STRENGTH OF	OPP. STRENGTH	TEAM	ADJ.	CONF.	ADJ CONF.
Average RPI Loss:	76	RECORD	PCT. RANK	GAMES	SCHEDULE	OF SCHEDULE	RPI	RPI	RPI	RPI
DIV. I ONLY	19- 7	53	7- 3	93	74	46	46	7	7	
DIV. I NON-CONF.	9- 2	37	0- 0	80	108	44	44	7	7	
TOTALS	RPI 1-25	RPI 26-50	W-L RECORDS	RPI 51-100	RPI 101-150	RPI 150+				
19- 7	2- 2	1- 1	OVERALL	3- 2	2- 1	11- 1				
10- 3	0- 1	1- 1	HOME	1- 1	2- 0	6- 0				
9- 3	2- 1	0- 0	AWAY	2- 1	0- 0	5- 1				
0- 1	0- 0	0- 0	NEUTRAL	0- 0	0- 1	0- 0				
9- 2	1- 0	1- 1	NON-CONFERENCE	1- 0	2- 1	4- 0				
6- 1	0- 0	1- 1	HOME	1- 0	2- 0	2- 0				
3- 0	1- 0	0- 0	AWAY	0- 0	0- 0	2- 0				
0- 1	0- 0	0- 0	NEUTRAL	0- 0	0- 1	0- 0				
10- 5	1- 2	0- 0	CONFERENCE	2- 2	0- 0	7- 1				
4- 2	0- 1	0- 0	HOME	0- 1	0- 0	4- 0				
6- 3	1- 1	0- 0	AWAY	2- 1	0- 0	3- 1				
0- 0	0- 0	0- 0	NEUTRAL	0- 0	0- 0	0- 0				

RPI S	Opponent	Score	RPI S	Opponent	Score	Team's RPI: 46	RPI S	Opponent	Score	RPI S	Opponent	Score
8	A Oregon St.	74 73	31	H Arizona St.	75 63		51	A Villanova	77 71	146	H Milwaukee	85 74
17	A DePaul	102 101	36	H Green Bay	63 78		56	A Georgetown	84 77	147	N Santa Clara	62 65
21	A Creighton	77 80					67	A St. John's (NY)	64 70	148	H New Mexico	62 52
21	H Creighton	63 83					67	H St. John's (NY)	72 82	176	A Providence	64 66
							81	H Western Ill.	77 61	176	H Providence	79 74
										182	A Xavier	86 71
										182	H Xavier	85 61
										199	A Seton Hall	83 77
										199	H Seton Hall	103 60
										205	A Wisconsin	81 75
										234	A Pacific	89 75
										239	A Butler	72 66
										239	H Butler	91 53
										262	H Saint Francis (PA)	104 91
										336	H Longwood	87 37
LAST 12 Division I GAMES:												
182	A Xavier	86 71	17	A DePaul	102 101							
239	A Butler	72 66	239	H Butler	91 53							
67	H St. John's (NY)	72 82	182	H Xavier	85 61							
199	H Seton Hall	103 60	199	A Seton Hall	83 77							
21	A Creighton	77 80	67	A St. John's (NY)	64 70							
176	A Providence	64 66	176	H Providence	79 74							

Non-Div I Games:





Marquette

Average RPI Win: 277	WON-LOST	WINNING	LAST 10	STRENGTH OF	OPP. STRENGTH	TEAM	ADJ.	CONF.	ADJ CONF.
Average RPI Loss: 138	RECORD	PCT. RANK	GAMES	SCHEDULE	OF SCHEDULE	RPI	RPI	RPI	RPI
DIV. I ONLY	10- 12	202	2- 8	303	178	255	255	14	14
DIV. I NON-CONF.	6- 3	97	0- 0	347	302	238	238	16	16
TOTALS	RPI 1-25	RPI 26-50	W-L RECORDS	RPI 51-100	RPI 101-150	RPI 150+			
10- 12	0- 0	0- 0	OVERALL	0- 4	0- 4	10- 4			
7- 4	0- 0	0- 0	HOME	0- 2	0- 1	7- 1			
2- 7	0- 0	0- 0	AWAY	0- 2	0- 3	2- 2			
1- 1	0- 0	0- 0	NEUTRAL	0- 0	0- 0	1- 1			
6- 3	0- 0	0- 0	NON-CONFERENCE	0- 1	0- 1	6- 1			
4- 0	0- 0	0- 0	HOME	0- 0	0- 0	4- 0			
1- 2	0- 0	0- 0	AWAY	0- 1	0- 1	1- 0			
1- 1	0- 0	0- 0	NEUTRAL	0- 0	0- 0	1- 1			
4- 9	0- 0	0- 0	CONFERENCE	0- 3	0- 3	4- 3			
3- 4	0- 0	0- 0	HOME	0- 2	0- 1	3- 1			
1- 5	0- 0	0- 0	AWAY	0- 1	0- 2	1- 2			
0- 0	0- 0	0- 0	NEUTRAL	0- 0	0- 0	0- 0			

RPI 1-25			RPI 26-50			RPI 51-100			RPI 101+			Team's RPI: 255
RPI	S	Opponent	Score	RPI	S	Opponent	Score	RPI	S	Opponent	Score	
						60  Western Ky.	57  73	101  Charlotte			77  93	
						60  Western Ky.	64  78	108  North Carolina			53  75	
						71  Penn St.	80  82	120  Southern Miss.			78  82	
						76  Middle Tenn.	63  72	127  Old Dominion			69  73	
								157  Louisiana Tech			54  72	
								166  UTSA			88 81	
								180  UAB			55  71	
								180  UAB			61 58	
								184  Illinois			55 53	
								273  Coastal Caro.			84 66	
								281  FIU			70 52	
								300  UTEP			74  84	
								301 N  Prairie View			68  78	
								329  Fla. Atlantic			76 53	
								336  Longwood			70 50	
								337 N  Sam Houston St.			73 50	
								339  Morgan St.			62 43	
								344  Florida A&M			77 67	
LAST 12 Division I GAMES:												
180  UAB			55  71	60  Western Ky.			57  73					
60  Western Ky.			64  78	180  UAB			61 58					
157  Louisiana Tech			54  72	76  Middle Tenn.			63  72					
120  Southern Miss.			78  82	101  Charlotte			77  93					
300  UTEP			74  84	127  Old Dominion			69  73					
166  UTSA			88 81	329  Fla. Atlantic			76 53					

Non-Div I Games: Me.-Fort Kent 136 62 Bluefield Col. 77 35

Marshall

 Loss,  Non-Conf, S Site,  Home  Away N Neutral

Maryland

Through Games Of Feb. 17, 2017

Average RPI Win:	148	WON-LOST	WINNING	LAST 10	STRENGTH OF	OPP. STRENGTH	TEAM	ADJ.	CONF.	ADJ CONF.
Average RPI Loss:	1	RECORD	PCT. RANK	GAMES	SCHEDULE	OF SCHEDULE	RPI	RPI	RPI	RPI
DIV. I ONLY	26- 1	2	10- 0	158	32	20	20	6	6	
DIV. I NON-CONF.	12- 1	7	0- 0	237	36	57	57	6	6	
TOTALS	RPI 1-25	RPI 26-50	W-L RECORDS	RPI 51-100	RPI 101-150	RPI 150+				
26- 1	1- 1	6- 0	OVERALL	5- 0	1- 0	13- 0				
13- 1	0- 1	2- 0	HOME	2- 0	0- 0	9- 0				
11- 0	1- 0	3- 0	AWAY	2- 0	1- 0	4- 0				
2- 0	0- 0	1- 0	NEUTRAL	1- 0	0- 0	0- 0				
12- 1	1- 1	1- 0	NON-CONFERENCE	1- 0	1- 0	8- 0				
6- 1	0- 1	0- 0	HOME	0- 0	0- 0	6- 0				
4- 0	1- 0	0- 0	AWAY	0- 0	1- 0	2- 0				
2- 0	0- 0	1- 0	NEUTRAL	1- 0	0- 0	0- 0				
14- 0	0- 0	5- 0	CONFERENCE	4- 0	0- 0	5- 0				
7- 0	0- 0	2- 0	HOME	2- 0	0- 0	3- 0				
7- 0	0- 0	3- 0	AWAY	2- 0	0- 0	2- 0				
0- 0	0- 0	0- 0	NEUTRAL	0- 0	0- 0	0- 0				

RPI 1-25				RPI 26-50				RPI 51-100				RPI 101+			
RPI	S	Opponent	Score	RPI	S	Opponent	Score	RPI	S	Opponent	Score	RPI	S	Opponent	Score
1	H	UConn	81 87	31	N	Arizona St.	83 42	59	H	Northwestern	96 65	117	A	Duquesne	77 57
13	A	Louisville	78 72	35	H	Michigan	83 70	62	A	Minnesota	83 72	184	A	Illinois	94 49
				40	A	Indiana	92 56	71	H	Penn St.	89 83	184	H	Illinois	84 59
				44	A	Iowa	98 82	96	N	Washington St.	79 69	192	H	Towson	97 63
				44	H	Iowa	100 81	97	A	Purdue	85 70	200	A	Nebraska	93 49
				49	A	Michigan St.	89 72					204	H	UMBC	92 42
												205	H	Wisconsin	89 40
												211	H	Rutgers	80 71
												231	A	Niagara	96 64
												249	H	UMES	106 61
												250	A	Loyola Maryland	79 60
												304	H	Mt. St. Mary's	106 42
												320	H	Saint Peter's	101 49
												343	H	UMass Lowell	100 44
LAST 12 Division I GAMES:															
205	H	Wisconsin	89 40	184	A	Illinois	94 49								
49	A	Michigan St.	89 72	211	H	Rutgers	80 71								
184	H	Illinois	84 59	35	H	Michigan	83 70								
40	A	Indiana	92 56	44	A	Iowa	98 82								
97	A	Purdue	85 70	71	H	Penn St.	89 83								
44	H	Iowa	100 81	59	H	Northwestern	96 65								

Non-Div I Games:

Maryland

Loss, Non-Conf, S Site, H Home A Away N Neutral

Average RPI Win: 280		WON-LOST	WINNING	LAST 10	STRENGTH OF	OPP. STRENGTH	TEAM	ADJ.	CONF.	ADJ CONF.
Average RPI Loss: 151		RECORD	PCT. RANK	GAMES	SCHEDULE	OF SCHEDULE	RPI	RPI	RPI	RPI
DIV. I ONLY		8- 18	276	1- 7	259	158	289	289	12	12
DIV. I NON-CONF.		5- 7	205	1- 0	305	278	264	264	12	12
TOTALS	RPI 1-25	RPI 26-50		W-L RECORDS		RPI 51-100	RPI 101-150	RPI 150+		
8- 18	0- 0	0- 2		OVERALL		0- 4	1- 3	7- 9		
6- 5	0- 0	0- 1		HOME		0- 0	1- 1	5- 3		
1- 12	0- 0	0- 0		AWAY		0- 1	0- 0	1- 2		
1- 1	0- 0	0- 0		NEUTRAL		0- 1	0- 0	1- 0		
5- 7	0- 0	0- 1		NON-CONFERENCE		0- 2	0- 0	5- 4		
4- 0	0- 0	0- 0		HOME		0- 0	0- 0	4- 0		
0- 6	0- 0	0- 1		AWAY		0- 1	0- 0	0- 4		
1- 1	0- 0	0- 0		NEUTRAL		0- 1	0- 0	1- 0		
3- 11	0- 0	0- 1		CONFERENCE		0- 2	1- 3	2- 5		
2- 5	0- 0	0- 1		HOME		0- 0	1- 1	1- 3		
1- 6	0- 0	0- 0		AWAY		0- 2	0- 2	1- 2		
0- 0	0- 0	0- 0		NEUTRAL		0- 0	0- 0	0- 0		

RPI 1-25				RPI 26-50				RPI 51-100				RPI 101+				Team's RPI: 289	
RPI	S	Opponent	Score	RPI	S	Opponent	Score	RPI	S	Opponent	Score	RPI	S	Opponent	Score		
				44	A	Iowa	30 71	52	A	Dayton	65 77	107	H	Saint Louis	60 81		
				48	H	George Washington	54 60	58	N	Drexel	47 65	117	H	Duquesne	75 67		
								77	A	Buffalo	47 61	125	A	Fordham	43 74		
								98	A	Saint Joseph's	50 81	141	A	VCU	52 55		
												165	A	La Salle	64 68		
												175	A	Hartford	56 75		
												181	H	George Mason	55 66		
												183	A	Hofstra	55 71		
												225	H	St. Bonaventure	38 55		
												228	A	Richmond	45 56		
												247	A	Boston U.	60 64		
												275	A	Davidson	61 60		
												275	H	Davidson	59 63		
												281	A	FIU	57 58		
												287	H	Bryant	68 62		
												291	H	North Dakota St.	70 58		
												309	H	Rhode Island	68 67		
												314	H	Central Conn. St.	76 37		
												319	H	Holy Cross	69 66		
												327	N	Montana	59 58		
LAST 12 Division I GAMES:																	
				327	N	Montana	59 58	165	A	La Salle	64 68						
				228	A	Richmond	45 56	48	H	George Washington	54 60						
				125	A	Fordham	43 74	225	H	St. Bonaventure	38 55						
				275	H	Davidson	59 63	117	H	Duquesne	75 67						
				107	H	Saint Louis	60 81	275	A	Davidson	61 60						
				141	A	VCU	52 55	98	A	Saint Joseph's	50 81						

Non-Div I Games:	Merrimack	73	44
------------------	-----------	----	----

Massachusetts

Loss, Non-Conf, S Site, H Home A Away N Neutral

Average RPI Win: 323	WON-LOST	WINNING	LAST 10	STRENGTH OF	OPP. STRENGTH	TEAM	ADJ.	CONF.	ADJ CONF.
Average RPI Loss: 133	RECORD	PCT. RANK	GAMES	SCHEDULE	OF SCHEDULE	RPI	RPI	RPI	RPI
DIV. I ONLY	7- 13	252	4- 6	224	286	270	270	27	27
DIV. I NON-CONF.	1- 6	310	0- 0	209	88	299	299	27	27
TOTALS	RPI 1-25	RPI 26-50	W-L RECORDS	RPI 51-100	RPI 101-150	RPI 150+			
7- 13	0- 0	0- 1	OVERALL	0- 0	0- 8	7- 4			
4- 5	0- 0	0- 0	HOME	0- 0	0- 2	4- 3			
3- 6	0- 0	0- 1	AWAY	0- 0	0- 4	3- 1			
0- 2	0- 0	0- 0	NEUTRAL	0- 0	0- 2	0- 0			
1- 6	0- 0	0- 1	NON-CONFERENCE	0- 0	0- 3	1- 2			
0- 2	0- 0	0- 0	HOME	0- 0	0- 0	0- 2			
1- 2	0- 0	0- 1	AWAY	0- 0	0- 1	1- 0			
0- 2	0- 0	0- 0	NEUTRAL	0- 0	0- 2	0- 0			
6- 7	0- 0	0- 0	CONFERENCE	0- 0	0- 5	6- 2			
4- 3	0- 0	0- 0	HOME	0- 0	0- 2	4- 1			
2- 4	0- 0	0- 0	AWAY	0- 0	0- 3	2- 1			
0- 0	0- 0	0- 0	NEUTRAL	0- 0	0- 0	0- 0			

RPI 1-25				RPI 26-50				RPI 51-100				RPI 101+				Team's RPI: 270	
RPI	S	Opponent	Score	RPI	S	Opponent	Score	RPI	S	Opponent	Score	RPI	S	Opponent	Score		
				42	A	Tulane	65 82					104	A	Abilene Christian	65 77		
												105	H	SFA	65 96		
												112	A	Central Ark.	52 67		
												112	H	Central Ark.	49 72		
												124	A	TCU	70 74		
												128	N	Alabama	63 84		
												132	A	Lamar University	57 79		
												138	N	Pittsburgh	65 71		
												157	H	Louisiana Tech	56 66		
												162	H	Louisiana	70 77		
												207	A	New Orleans	85 92		
												207	H	New Orleans	59 71		
												293	A	Northwestern St.	68 63		
												293	H	Northwestern St.	68 52		
												330	A	La.-Monroe	78 52		
												332	H	Incarnate Word	78 61		
												333	A	Southeastern La.	86 83		
												337	H	Sam Houston St.	79 56		
												345	H	Houston Baptist	68 53		
LAST 12 Division I GAMES:																	
				207	A	New Orleans	85 92					293	H	Northwestern St.	68 52		
				332	H	Incarnate Word	78 61					112	A	Central Ark.	52 67		
				132	A	Lamar University	57 79					333	A	Southeastern La.	86 83		
				112	H	Central Ark.	49 72					345	H	Houston Baptist	68 53		
				104	A	Abilene Christian	65 77					337	H	Sam Houston St.	79 56		
				207	H	New Orleans	59 71					105	H	SFA	65 96		

Non-Div I Games: LSU-Alexandria 100 66 Louisiana Col. 88 47 Southern-N.O. 94 65 Wiley 72 56
McNeese

Loss, Non-Conf, S Site, H Home A Away N Neutral

Average RPI Win: 160	WON-LOST	WINNING	LAST 10	STRENGTH OF	OPP. STRENGTH	TEAM	ADJ.	CONF.	ADJ CONF.
Average RPI Loss: 126	RECORD	PCT. RANK	GAMES	SCHEDULE	OF SCHEDULE	RPI	RPI	RPI	RPI
DIV. I ONLY	13- 12	162	6- 4	116	80	140	140	5	5
DIV. I NON-CONF.	7- 6	157	0- 0	275	156	217	217	5	5
TOTALS	RPI 1-25	RPI 26-50	W-L RECORDS	RPI 51-100	RPI 101-150	RPI 150+			
13- 12	0- 2	2- 2	OVERALL	1- 1	2- 3	8- 4			
10- 4	0- 1	1- 1	HOME	1- 0	1- 2	7- 0			
3- 7	0- 1	1- 1	AWAY	0- 1	1- 0	1- 4			
0- 1	0- 0	0- 0	NEUTRAL	0- 0	0- 1	0- 0			
7- 6	0- 0	0- 1	NON-CONFERENCE	1- 0	0- 2	6- 3			
6- 2	0- 0	0- 1	HOME	1- 0	0- 1	5- 0			
1- 3	0- 0	0- 0	AWAY	0- 0	0- 0	1- 3			
0- 1	0- 0	0- 0	NEUTRAL	0- 0	0- 1	0- 0			
6- 6	0- 2	2- 1	CONFERENCE	0- 1	2- 1	2- 1			
4- 2	0- 1	1- 0	HOME	0- 0	1- 1	2- 0			
2- 4	0- 1	1- 1	AWAY	0- 1	1- 0	0- 1			
0- 0	0- 0	0- 0	NEUTRAL	0- 0	0- 0	0- 0			

RPI 1-25				RPI 26-50				RPI 51-100				RPI 101+ Team's RPI: 140			
RPI	S	Opponent	Score	RPI	S	Opponent	Score	RPI	S	Opponent	Score	RPI	S	Opponent	Score
23	A	Temple	51 66	32	A	South Fla.	49 79	90	A	SMU	44 53	116	A	UCF	65 62
23	H	Temple	67 73	32	H	South Fla.	62 57	94	H	Vanderbilt	75 59	116	H	UCF	65 59
				42	A	Tulane	55 52					137	N	Arkansas	61 91
				47	H	Little Rock	44 54					142	H	Cincinnati	59 66
												143	H	Kansas	58 68
												151	H	East Carolina	72 50
												154	A	Tulsa	52 57
												157	H	Louisiana Tech	56 54
												161	H	Missouri St.	69 60
												173	H	Houston	66 65
												184	A	Illinois	64 54
												188	A	Southern Ill.	61 69
												248	A	Samford	42 48
												272	H	Southeast Mo. St.	65 63
												286	A	Nevada	67 75
												293	H	Northwestern St.	54 38
												295	H	Nicholls St.	73 62
LAST 12 Division I GAMES:															
151	H	East Carolina	72 50	23	A	Temple	51 66								
42	A	Tulane	55 52	32	A	South Fla.	49 79								
32	H	South Fla.	62 57	142	H	Cincinnati	59 66								
90	A	SMU	44 53	116	A	UCF	65 62								
116	H	UCF	65 59	154	A	Tulsa	52 57								
173	H	Houston	66 65	23	H	Temple	67 73								

Non-Div I Games:

Memphis

■ Loss,
 ■ Non-Conf,
 ■ S Site,
 ■ H Home
 ■ A Away
 N Neutral

Average RPI Win:	242	WON-LOST	WINNING	LAST 10	STRENGTH OF	OPP. STRENGTH	TEAM	ADJ.	CONF.	ADJ CONF.
Average RPI Loss:	66	RECORD	PCT. RANK	GAMES	SCHEDULE	OF SCHEDULE	RPI	RPI	RPI	RPI
DIV. I ONLY	18- 5	30	9- 1	283	135	99	99	17	17	
DIV. I NON-CONF.	8- 3	67	0- 0	319	51	126	126	20	20	
TOTALS	RPI 1-25	RPI 26-50	W-L RECORDS	RPI 51-100	RPI 101-150	RPI 150+				
18- 5	0- 1	0- 0	OVERALL	0- 4	0- 0	18- 0				
9- 2	0- 1	0- 0	HOME	0- 1	0- 0	9- 0				
9- 3	0- 0	0- 0	AWAY	0- 3	0- 0	9- 0				
0- 0	0- 0	0- 0	NEUTRAL	0- 0	0- 0	0- 0				
8- 3	0- 1	0- 0	NON-CONFERENCE	0- 2	0- 0	8- 0				
3- 1	0- 1	0- 0	HOME	0- 0	0- 0	3- 0				
5- 2	0- 0	0- 0	AWAY	0- 2	0- 0	5- 0				
0- 0	0- 0	0- 0	NEUTRAL	0- 0	0- 0	0- 0				
10- 2	0- 0	0- 0	CONFERENCE	0- 2	0- 0	10- 0				
6- 1	0- 0	0- 0	HOME	0- 1	0- 0	6- 0				
4- 1	0- 0	0- 0	AWAY	0- 1	0- 0	4- 0				
0- 0	0- 0	0- 0	NEUTRAL	0- 0	0- 0	0- 0				

RPI 1-25				RPI 26-50				RPI 51-100				Team's RPI: 99	RPI 101+			
RPI	S	Opponent	Score	RPI	S	Opponent	Score	RPI	S	Opponent	Score		RPI	S	Opponent	Score
10	H	Florida St.	40 83					53	A	Georgia Tech	50 70		173	A	Houston	64 60
								87	A	Chattanooga	50 70		184	A	Illinois	51 33
								87	H	Chattanooga	56 74		189	A	ETSU	71 56
								91	A	Georgia	64 72		189	H	ETSU	72 55
													210	A	UNCG	77 64
													210	H	UNCG	58 47
													213	H	Campbell	76 60
													235	H	Furman	76 52
													240	A	Ga. Southern	77 56
													242	A	Wofford	61 46
													242	H	Wofford	54 39
													248	H	Samford	59 49
													275	A	Davidson	67 60
													277	H	Kennesaw St.	61 46
													288	A	Western Caro.	59 57
													288	H	Western Caro.	84 53
													328	A	Winthrop	71 48
													329	H	Fla. Atlantic	74 57
LAST 12 Division I GAMES:																
				242	A	Wofford	61 46					242	H	Wofford	54 39	
				210	H	UNCG	58 47					235	H	Furman	76 52	
				288	H	Western Caro.	84 53					288	A	Western Caro.	59 57	
				189	A	ETSU	71 56					210	A	UNCG	77 64	
				87	A	Chattanooga	50 70					87	H	Chattanooga	56 74	
				248	H	Samford	59 49					189	H	ETSU	72 55	

Non-Div I Games: West Ga. 67 36 Paine 93 50 Emmanuel (GA) 84 70

Mercer

Loss, Non-Conf, S Site, H Home A Away N Neutral

Average RPI Win:	135	WON-LOST	WINNING	LAST 10	STRENGTH OF	OPP. STRENGTH	TEAM	ADJ.	CONF.	ADJ CONF.
Average RPI Loss:	14	RECORD	PCT. RANK	GAMES	SCHEDULE	OF SCHEDULE	RPI	RPI	RPI	RPI
DIV. I ONLY	19- 6	39	6- 4	37	23	19	19	3	3	
DIV. I NON-CONF.	11- 1	12	0- 0	140	48	19	19	4	4	
TOTALS	RPI 1-25	RPI 26-50	W-L RECORDS	RPI 51-100	RPI 101-150	RPI 150+				
19- 6	0- 5	2- 1	OVERALL	5- 0	7- 0	5- 0				
12- 2	0- 2	0- 0	HOME	3- 0	5- 0	4- 0				
6- 4	0- 3	2- 1	AWAY	2- 0	1- 0	1- 0				
1- 0	0- 0	0- 0	NEUTRAL	0- 0	1- 0	0- 0				
11- 1	0- 1	1- 0	NON-CONFERENCE	2- 0	4- 0	4- 0				
7- 0	0- 0	0- 0	HOME	1- 0	3- 0	3- 0				
3- 1	0- 1	1- 0	AWAY	1- 0	0- 0	1- 0				
1- 0	0- 0	0- 0	NEUTRAL	0- 0	1- 0	0- 0				
8- 5	0- 4	1- 1	CONFERENCE	3- 0	3- 0	1- 0				
5- 2	0- 2	0- 0	HOME	2- 0	2- 0	1- 0				
3- 3	0- 2	1- 1	AWAY	1- 0	1- 0	0- 0				
0- 0	0- 0	0- 0	NEUTRAL	0- 0	0- 0	0- 0				

RPI	S	Opponent	Score	RPI	S	Opponent	Score	RPI	S	Opponent	Score	RPI	S	Opponent	Score
2	H	Notre Dame	55 67	27	A	Ohio St.	94 89	55	H	Virginia	63 52	101	H	Charlotte	80 46
10	A	Florida St.	71 80	30	A	North Carolina St.	67 64	67	A	St. John's (NY)	62 50	108	H	North Carolina	100 88
10	H	Florida St.	66 81	33	A	Syracuse	48 81	74	H	Virginia Tech	82 75	111	H	Clemson	81 57
13	A	Louisville	59 63					78	A	Wake Forest	79 56	127	H	Old Dominion	66 56
14	A	Kentucky	66 82					93	H	Texas Tech	74 56	134	H	Maine	76 51
												138	A	Pittsburgh	82 50
												145	N	Albany (NY)	77 53
												167	H	Boston College	58 51
												217	H	Grambling	89 61
												281	A	FIU	69 49
												298	H	Coppin St.	75 35
												316	H	Loyola Chicago	81 43
LAST 12 Division I GAMES:															
111	H	Clemson	81 57	33	A	Syracuse	48 81								
55	H	Virginia	63 52	13	A	Louisville	59 63								
10	A	Florida St.	71 80	74	H	Virginia Tech	82 75								
78	A	Wake Forest	79 56	2	H	Notre Dame	55 67								
167	H	Boston College	58 51	30	A	North Carolina St.	67 64								
108	H	North Carolina	100 88	138	A	Pittsburgh	82 50								

Non-Div I Games:

Miami (FL)

■ Loss,
■ Non-Conf, S Site,
■ Home
■ Away
N Neutral

Average RPI Win:	279	WON-LOST	WINNING	LAST 10	STRENGTH OF	OPP. STRENGTH	TEAM	ADJ.	CONF.	ADJ CONF.
Average RPI Loss:	115	RECORD	PCT. RANK	GAMES	SCHEDULE	OF SCHEDULE	RPI	RPI	RPI	RPI
DIV. I ONLY	7- 17	284	3- 7	89	219	220	220	10	10	
DIV. I NON-CONF.	4- 7	224	0- 0	194	334	233	233	11	11	
TOTALS	RPI 1-25	RPI 26-50	W-L RECORDS	RPI 51-100	RPI 101-150	RPI 150+				
7- 17	0- 0	0- 2	OVERALL	0- 6	0- 4	7- 5				
2- 8	0- 0	0- 1	HOME	0- 3	0- 2	2- 2				
3- 7	0- 0	0- 1	AWAY	0- 3	0- 2	3- 1				
2- 2	0- 0	0- 0	NEUTRAL	0- 0	0- 0	2- 2				
4- 7	0- 0	0- 0	NON-CONFERENCE	0- 1	0- 2	4- 4				
0- 3	0- 0	0- 0	HOME	0- 1	0- 1	0- 1				
2- 2	0- 0	0- 0	AWAY	0- 0	0- 1	2- 1				
2- 2	0- 0	0- 0	NEUTRAL	0- 0	0- 0	2- 2				
3- 10	0- 0	0- 2	CONFERENCE	0- 5	0- 2	3- 1				
2- 5	0- 0	0- 1	HOME	0- 2	0- 1	2- 1				
1- 5	0- 0	0- 1	AWAY	0- 3	0- 1	1- 0				
0- 0	0- 0	0- 0	NEUTRAL	0- 0	0- 0	0- 0				

RPI	S	Opponent	Score	RPI	S	Opponent	Score	RPI	S	Opponent	Score	RPI	S	Opponent	Score	Team's RPI: 220
41	A	Central Mich.	61 80	61	H	IUPUI	53 65	109	A	Kent St.	66 84					
45	H	Ohio	62 79	68	A	Northern Ill.	76 89	136	A	Wright St.	57 65					
				68	H	Northern Ill.	61 63	142	H	Cincinnati	43 49					
				77	A	Buffalo	45 71	144	H	Ball St.	60 81					
				77	H	Buffalo	51 68	165	N	La Salle	70 79					
				82	A	Toledo	50 64	172	H	Western Mich.	60 85					
								176	N	Providence	59 75					
								191	A	Morehead St.	43 77					
								203	H	Indiana St.	54 62					
								222	H	Akron	54 49					
								251	A	Austin Peay	73 58					
								285	A	Eastern Mich.	79 63					
								285	H	Eastern Mich.	72 61					
								292	A	Northern Ky.	60 50					
								297	N	Eastern Ky.	65 54					
								324	N	Fort Wayne	69 47					
LAST 12 Division I GAMES:																
68	H	Northern Ill.	61 63	68	A	Northern Ill.	76 89									
285	A	Eastern Mich.	79 63	41	A	Central Mich.	61 80									
222	H	Akron	54 49	77	H	Buffalo	51 68									
144	H	Ball St.	60 81	285	H	Eastern Mich.	72 61									
109	A	Kent St.	66 84	82	A	Toledo	50 64									
45	H	Ohio	62 79	172	H	Western Mich.	60 85									

Non-Div I Games: Cedarville 70 57 Northwood 64 49

Miami (OH)

Loss, Non-Conf, S Site, H Home A Away N Neutral

Average RPI Win:	161	WON-LOST	WINNING	LAST 10	STRENGTH OF	OPP. STRENGTH	TEAM	ADJ.	CONF.	ADJ CONF.
Average RPI Loss:	48	RECORD	PCT. RANK	GAMES	SCHEDULE	OF SCHEDULE	RPI	RPI	RPI	RPI
DIV. I ONLY	21- 6	31	8- 2	105	59	35	35	6	6	
DIV. I NON-CONF.	11- 3	53	0- 0	131	99	51	51	6	6	
TOTALS	RPI 1-25	RPI 26-50	W-L RECORDS	RPI 51-100	RPI 101-150	RPI 150+				
21- 6	0- 3	3- 2	OVERALL	5- 0	0- 0	13- 1				
13- 0	0- 0	3- 0	HOME	2- 0	0- 0	8- 0				
6- 5	0- 2	0- 2	AWAY	2- 0	0- 0	4- 1				
2- 1	0- 1	0- 0	NEUTRAL	1- 0	0- 0	1- 0				
11- 3	0- 2	1- 0	NON-CONFERENCE	2- 0	0- 0	8- 1				
7- 0	0- 0	1- 0	HOME	0- 0	0- 0	6- 0				
2- 2	0- 1	0- 0	AWAY	1- 0	0- 0	1- 1				
2- 1	0- 1	0- 0	NEUTRAL	1- 0	0- 0	1- 0				
10- 3	0- 1	2- 2	CONFERENCE	3- 0	0- 0	5- 0				
6- 0	0- 0	2- 0	HOME	2- 0	0- 0	2- 0				
4- 3	0- 1	0- 2	AWAY	1- 0	0- 0	3- 0				
0- 0	0- 0	0- 0	NEUTRAL	0- 0	0- 0	0- 0				

RPI 1-25				RPI 26-50				Team's RPI: 35	RPI 51-100				RPI 101+			
RPI	S	Opponent	Score	RPI	S	Opponent	Score		RPI	S	Opponent	Score	RPI	S	Opponent	Score
10	N	Florida St.	62 76	27	A	Ohio St.	87 96		53	A	Georgia Tech	92 52	159	H	Oakland	101 63
11	A	UCLA	64 84	40	A	Indiana	61 72		59	H	Northwestern	80 54	172	H	Western Mich.	66 40
20	A	Maryland	70 83	40	H	Indiana	78 74		62	H	Minnesota	84 69	182	A	Xavier	58 61
				44	H	Iowa	72 70		75	N	Gonzaga	78 66	184	A	Illinois	86 70
				45	H	Ohio	69 46		97	A	Purdue	72 62	196	H	American	82 33
													200	A	Nebraska	84 51
													205	A	Wisconsin	73 56
													205	H	Wisconsin	75 66
													211	H	Rutgers	63 50
													231	H	Niagara	107 35
													259	H	Howard	109 41
													269	A	San Diego St.	92 57
													284	H	Vermont	78 56
													328	N	Winthrop	76 39
LAST 12 Division I GAMES:																
				40	A	Indiana	61 72		200	A	Nebraska	84 51				
				205	H	Wisconsin	75 66		20	A	Maryland	70 83				
				97	A	Purdue	72 62		62	H	Minnesota	84 69				
				44	H	Iowa	72 70		40	H	Indiana	78 74				
				184	A	Illinois	86 70		27	A	Ohio St.	87 96				
				59	H	Northwestern	80 54		205	A	Wisconsin	73 56				

Non-Div I Games:

Michigan

■ Loss,
 ■ Non-Conf, S Site,
 ■ Home
 ■ Away
 N Neutral

Average RPI Win:	149	WON-LOST	WINNING	LAST 10	STRENGTH OF	OPP. STRENGTH	TEAM	ADJ.	CONF.	ADJ CONF.
Average RPI Loss:	66	RECORD	PCT. RANK	GAMES	SCHEDULE	OF SCHEDULE	RPI	RPI	RPI	RPI
DIV. I ONLY	17- 9	90	5- 5	70	46	49	49	6	6	
DIV. I NON-CONF.	10- 3	54	0- 0	70	68	35	35	6	6	
TOTALS	RPI 1-25	RPI 26-50	W-L RECORDS	RPI 51-100	RPI 101-150	RPI 150+				
17- 9	0- 2	3- 3	OVERALL	3- 3	1- 0	10- 1				
10- 3	0- 2	2- 0	HOME	2- 1	0- 0	6- 0				
6- 6	0- 0	1- 3	AWAY	1- 2	0- 0	4- 1				
1- 0	0- 0	0- 0	NEUTRAL	0- 0	1- 0	0- 0				
10- 3	0- 1	1- 2	NON-CONFERENCE	1- 0	1- 0	7- 0				
5- 1	0- 1	0- 0	HOME	1- 0	0- 0	4- 0				
4- 2	0- 0	1- 2	AWAY	0- 0	0- 0	3- 0				
1- 0	0- 0	0- 0	NEUTRAL	0- 0	1- 0	0- 0				
7- 6	0- 1	2- 1	CONFERENCE	2- 3	0- 0	3- 1				
5- 2	0- 1	2- 0	HOME	1- 1	0- 0	2- 0				
2- 4	0- 0	0- 1	AWAY	1- 2	0- 0	1- 1				
0- 0	0- 0	0- 0	NEUTRAL	0- 0	0- 0	0- 0				

RPI 1-25				RPI 26-50				Team's RPI: 49	RPI 51-100				RPI 101+			
RPI	S	Opponent	Score	RPI	S	Opponent	Score		RPI	S	Opponent	Score	RPI	S	Opponent	Score
2	H	Notre Dame	61 79	27	H	Ohio St.	94 75		59	A	Northwestern	65 76	123	N	Delaware	81 64
20	H	Maryland	72 89	28	A	Oregon	55 88		62	A	Minnesota	93 74	159	H	Oakland	81 74
				33	A	Syracuse	64 75		62	H	Minnesota	85 69	168	H	Northeastern	78 44
				40	H	Indiana	69 60		97	A	Purdue	54 66	172	A	Western Mich.	68 64
				43	A	Quinnipiac	71 54		97	H	Purdue	66 76	179	A	CSUN	63 59
				44	A	Iowa	83 87		100	H	Wyoming	63 51	184	H	Illinois	71 47
													200	H	Nebraska	93 73
													205	A	Wisconsin	81 57
													211	A	Rutgers	58 62
													227	H	Southern U.	70 55
													275	H	Davidson	70 34
													309	A	Rhode Island	85 48
LAST 12 Division I GAMES:																
62	H	Minnesota	85 69	97	H	Purdue	66 76									
20	H	Maryland	72 89	59	A	Northwestern	65 76									
44	A	Iowa	83 87	211	A	Rutgers	58 62									
40	H	Indiana	69 60	27	H	Ohio St.	94 75									
62	A	Minnesota	93 74	200	H	Nebraska	93 73									
205	A	Wisconsin	81 57	97	A	Purdue	54 66									

Non-Div I Games:

Michigan St.

Middle Tenn.

Through Games Of Feb. 17, 2017

Average RPI Win:	189	WON-LOST	WINNING	LAST 10	STRENGTH OF	OPP. STRENGTH	TEAM	ADJ.	CONF.	ADJ CONF.
Average RPI Loss:	50	RECORD	PCT. RANK	GAMES	SCHEDULE	OF SCHEDULE	RPI	RPI	RPI	RPI
DIV. I ONLY	16- 9	96	7- 3	69	90	76	76	14	14	
DIV. I NON-CONF.	5- 6	186	0- 0	25	4	95	95	16	16	
TOTALS	RPI 1-25	RPI 26-50	W-L RECORDS	RPI 51-100	RPI 101-150	RPI 150+				
16- 9	0- 2	2- 2	OVERALL	0- 4	2- 1	12- 0				
9- 5	0- 1	2- 2	HOME	0- 2	0- 0	7- 0				
7- 4	0- 1	0- 0	AWAY	0- 2	2- 1	5- 0				
0- 0	0- 0	0- 0	NEUTRAL	0- 0	0- 0	0- 0				
5- 6	0- 2	2- 2	NON-CONFERENCE	0- 2	0- 0	3- 0				
3- 4	0- 1	2- 2	HOME	0- 1	0- 0	1- 0				
2- 2	0- 1	0- 0	AWAY	0- 1	0- 0	2- 0				
0- 0	0- 0	0- 0	NEUTRAL	0- 0	0- 0	0- 0				
11- 3	0- 0	0- 0	CONFERENCE	0- 2	2- 1	9- 0				
6- 1	0- 0	0- 0	HOME	0- 1	0- 0	6- 0				
5- 2	0- 0	0- 0	AWAY	0- 1	2- 1	3- 0				
0- 0	0- 0	0- 0	NEUTRAL	0- 0	0- 0	0- 0				

RPI 1-25				RPI 26-50				RPI 51-100				Team's RPI: 76	RPI 101+			
RPI	S	Opponent	Score	RPI	S	Opponent	Score	RPI	S	Opponent	Score		RPI	S	Opponent	Score
13	H	Louisville	72 91	31	H	Arizona St.	48 69	53	H	Georgia Tech	60 61		101	A	Charlotte	83 81
14	A	Kentucky	48 61	41	H	Central Mich.	79 69	55	A	Virginia	51 63		120	A	Southern Miss.	61 81
				42	H	Tulane	62 59	60	A	Western Ky.	51 66		127	A	Old Dominion	80 63
				45	H	Ohio	52 73	60	H	Western Ky.	75 82		157	A	Louisiana Tech	79 65
													161	A	Missouri St.	71 52
													166	H	UTSA	77 63
													171	H	Rice	71 61
													180	A	UAB	64 61
													195	H	North Texas	60 52
													251	H	Austin Peay	82 51
													255	A	Marshall	72 63
													263	A	Tennessee Tech	73 62
													281	H	FIU	95 43
													300	H	UTEP	76 53
													329	H	Fla. Atlantic	87 69
LAST 12 Division I GAMES:																
				60	H	Western Ky.	75 82					120	A	Southern Miss.	61 81	
				101	A	Charlotte	83 81					329	H	Fla. Atlantic	87 69	
				127	A	Old Dominion	80 63					281	H	FIU	95 43	
				300	H	UTEP	76 53					60	A	Western Ky.	51 66	
				166	H	UTSA	77 63					255	A	Marshall	72 63	
				157	A	Louisiana Tech	79 65					195	H	North Texas	60 52	

Non-Div I Games:

Middle Tenn.

■ Loss,
 ■ Non-Conf,
 ■ S Site,
 ■ H Home
 ■ A Away
 N Neutral

Average RPI Win:	255	WON-LOST	WINNING	LAST 10	STRENGTH OF	OPP. STRENGTH	TEAM	ADJ.	CONF.	ADJ CONF.
Average RPI Loss:	102	RECORD	PCT. RANK	GAMES	SCHEDULE	OF SCHEDULE	RPI	RPI	RPI	RPI
DIV. I ONLY	18- 8	71	4- 2	301	185	146	146	20	20	
DIV. I NON-CONF.	8- 3	67	1- 0	332	147	168	168	21	21	
TOTALS	RPI 1-25	RPI 26-50	W-L RECORDS	RPI 51-100	RPI 101-150	RPI 150+				
18- 8	0- 0	1- 2	OVERALL	1- 2	0- 1	16- 3				
10- 3	0- 0	1- 0	HOME	1- 1	0- 1	8- 1				
7- 5	0- 0	0- 2	AWAY	0- 1	0- 0	7- 2				
1- 0	0- 0	0- 0	NEUTRAL	0- 0	0- 0	1- 0				
8- 3	0- 0	0- 1	NON-CONFERENCE	1- 2	0- 0	7- 0				
4- 1	0- 0	0- 0	HOME	1- 1	0- 0	3- 0				
3- 2	0- 0	0- 1	AWAY	0- 1	0- 0	3- 0				
1- 0	0- 0	0- 0	NEUTRAL	0- 0	0- 0	1- 0				
10- 5	0- 0	1- 1	CONFERENCE	0- 0	0- 1	9- 3				
6- 2	0- 0	1- 0	HOME	0- 0	0- 1	5- 1				
4- 3	0- 0	0- 1	AWAY	0- 0	0- 0	4- 2				
0- 0	0- 0	0- 0	NEUTRAL	0- 0	0- 0	0- 0				

RPI S	Opponent	Score	RPI S	Opponent	Score	RPI S	Opponent	Score	RPI S	Opponent	Score	Team's RPI: 146
36	A Green Bay	47 89	36	H Green Bay	72 60	59	H Northwestern	63 65	136	H Wright St.	51 69	
36	H Green Bay	72 60	68	A Northern Ill.	104 114	68	A Northern Ill.	104 114	156	A Detroit Mercy	63 77	
46	A Marquette	74 85	81	H Western Ill.	76 68	81	H Western Ill.	76 68	156	H Detroit Mercy	81 69	
									159	A Oakland	63 77	
									159	H Oakland	73 75	
									185	A Cleveland St.	80 78	
									185	H Cleveland St.	76 72	
									205	H Wisconsin	80 63	
									284	A Vermont	68 44	
									291	H North Dakota St.	79 74	
									292	H Northern Ky.	72 44	
									306	A Illinois St.	68 60	
									310	A Youngstown St.	78 74	
									310	H Youngstown St.	86 82	
									311	A Valparaiso	85 74	
									316	A Loyola Chicago	73 46	
									322	A Ill.-Chicago	88 65	
									322	H Ill.-Chicago	83 55	
									335	H Chicago St.	71 49	
									338	N LIU Brooklyn	88 50	
LAST 12 Division I GAMES:												
36	H Green Bay	72 60	310	A Youngstown St.	78 74							
284	A Vermont	68 44	185	A Cleveland St.	80 78							
185	H Cleveland St.	76 72	36	A Green Bay	47 89							
310	H Youngstown St.	86 82	322	H Ill.-Chicago	83 55							
159	A Oakland	63 77	156	H Detroit Mercy	81 69							
156	A Detroit Mercy	63 77	159	H Oakland	73 75							

Non-Div I Games:

Milwaukee

■ Loss,
■ Non-Conf, S Site,
■ Home
■ Away
N Neutral

Average RPI Win:	138	WON-LOST	WINNING	LAST 10	STRENGTH OF	OPP. STRENGTH	TEAM	ADJ.	CONF.	ADJ CONF.
Average RPI Loss:	44	RECORD	PCT. RANK	GAMES	SCHEDULE	OF SCHEDULE	RPI	RPI	RPI	RPI
DIV. I ONLY	14- 13	165	3- 5	14	50	62	62	6	6	
DIV. I NON-CONF.	9- 4	85	0- 0	8	34	21	21	6	6	
TOTALS	RPI 1-25	RPI 26-50	W-L RECORDS	RPI 51-100	RPI 101-150	RPI 150+				
14- 13	1- 3	0- 7	OVERALL	3- 2	3- 1	7- 0				
11- 4	1- 2	0- 2	HOME	3- 0	1- 0	6- 0				
3- 7	0- 1	0- 5	AWAY	0- 1	2- 0	1- 0				
0- 2	0- 0	0- 0	NEUTRAL	0- 1	0- 1	0- 0				
9- 4	1- 2	0- 0	NON-CONFERENCE	2- 1	3- 1	3- 0				
7- 1	1- 1	0- 0	HOME	2- 0	1- 0	3- 0				
2- 1	0- 1	0- 0	AWAY	0- 0	2- 0	0- 0				
0- 2	0- 0	0- 0	NEUTRAL	0- 1	0- 1	0- 0				
5- 9	0- 1	0- 7	CONFERENCE	1- 1	0- 0	4- 0				
4- 3	0- 1	0- 2	HOME	1- 0	0- 0	3- 0				
1- 6	0- 0	0- 5	AWAY	0- 1	0- 0	1- 0				
0- 0	0- 0	0- 0	NEUTRAL	0- 0	0- 0	0- 0				

RPI 1-25				RPI 26-50				RPI 51-100				RPI 101+			
RPI	S	Opponent	Score	RPI	S	Opponent	Score	RPI	S	Opponent	Score	RPI	S	Opponent	Score
3	A	South Carolina	58 98	27	A	Ohio St.	62 87	56	H	Georgetown	68 60	108	N	North Carolina	77 91
10	H	Florida St.	61 75	27	H	Ohio St.	76 88	59	H	Northwestern	71 61	109	H	Kent St.	92 62
20	H	Maryland	72 83	35	A	Michigan	69 84	71	A	Penn St.	66 77	141	A	VCU	79 69
25	H	Harvard	103 87	40	A	Indiana	62 78	73	H	Belmont	75 74	148	A	New Mexico	69 65
				44	A	Iowa	65 80	91	N	Georgia	58 70	156	H	Detroit Mercy	111 91
				49	A	Michigan St.	69 85					160	H	Army West Point	70 52
				49	H	Michigan St.	74 93					184	H	Illinois	78 50
												199	H	Seton Hall	90 57
												200	A	Nebraska	79 69
												205	H	Wisconsin	88 60
												211	H	Rutgers	80 46
LAST 12 Division I GAMES:															
59	H	Northwestern	71 61	27	H	Ohio St.	76 88								
49	A	Michigan St.	69 85	44	A	Iowa	65 80								
211	H	Rutgers	80 46	184	H	Illinois	78 50								
71	A	Penn St.	66 77	35	A	Michigan	69 84								
200	A	Nebraska	79 69	205	H	Wisconsin	88 60								
49	H	Michigan St.	74 93	40	A	Indiana	62 78								

Non-Div I Games:

Minnesota

■ Loss,
■ Non-Conf, S Site,
■ Home
■ Away
N Neutral

Mississippi St.

Through Games Of Feb. 17, 2017

Average RPI Win:	95	WON-LOST	WINNING	LAST 10	STRENGTH OF	OPP. STRENGTH	TEAM	ADJ.	CONF.	ADJ CONF.
Average RPI Loss:	3	RECORD	PCT. RANK	GAMES	SCHEDULE	OF SCHEDULE	RPI	RPI	RPI	RPI
DIV. I ONLY	26- 1	2	9- 1	30	8	4	4	2	2	
DIV. I NON-CONF.	14- 0	1	0- 0	65	12	4	4	2	2	
TOTALS	RPI 1-25	RPI 26-50	W-L RECORDS	RPI 51-100	RPI 101-150	RPI 150+				
26- 1	4- 1	5- 0	OVERALL	7- 0	6- 0	4- 0				
10- 0	3- 0	1- 0	HOME	3- 0	1- 0	2- 0				
11- 1	1- 1	2- 0	AWAY	2- 0	5- 0	1- 0				
5- 0	0- 0	2- 0	NEUTRAL	2- 0	0- 0	1- 0				
14- 0	1- 0	3- 0	NON-CONFERENCE	4- 0	2- 0	4- 0				
3- 0	1- 0	0- 0	HOME	0- 0	0- 0	2- 0				
6- 0	0- 0	1- 0	AWAY	2- 0	2- 0	1- 0				
5- 0	0- 0	2- 0	NEUTRAL	2- 0	0- 0	1- 0				
12- 1	3- 1	2- 0	CONFERENCE	3- 0	4- 0	0- 0				
7- 0	2- 0	1- 0	HOME	3- 0	1- 0	0- 0				
5- 1	1- 1	1- 0	AWAY	0- 0	3- 0	0- 0				
0- 0	0- 0	0- 0	NEUTRAL	0- 0	0- 0	0- 0				

RPI 1-25				Team's RPI: 4				RPI 26-50				RPI 51-100				RPI 101+			
RPI	S	Opponent	Score		RPI	S	Opponent	Score		RPI	S	Opponent	Score		RPI	S	Opponent	Score	
3	A	South Carolina	61	64	26	H	Missouri	70	53	51	N	Villanova	108	62	106	A	Ole Miss	66	44
5	H	Texas	79	68	28	N	Oregon	75	63	57	A	Southern California	76	72	106	H	Ole Miss	73	62
16	H	Texas A&M	71	61	38	A	Auburn	77	47	69	A	Iowa St.	85	81	120	A	Southern Miss.	72	50
18	A	Tennessee	74	64	42	N	Tulane	66	49	80	H	Florida	82	49	128	A	Alabama	67	54
24	H	LSU	74	48	47	A	Little Rock	58	44	90	N	SMU	91	42	134	A	Maine	87	43
										91	H	Georgia	58	49	137	A	Arkansas	59	51
										94	H	Vanderbilt	86	41	194	N	San Jose St.	88	51
															219	H	Alabama St.	90	47
															257	A	Hawaii	66	41
															293	H	Northwestern St.	106	30
LAST 12 Division I GAMES:																			
					91	H	Georgia	58	49	3	A	South Carolina	61	64					
					106	A	Ole Miss	66	44	128	A	Alabama	67	54					
					94	H	Vanderbilt	86	41	106	H	Ole Miss	73	62					
					26	H	Missouri	70	53	80	H	Florida	82	49					
					38	A	Auburn	77	47	18	A	Tennessee	74	64					
					16	H	Texas A&M	71	61	137	A	Arkansas	59	51					

Non-Div I Games:

Mississippi St.

■ Loss,
 ■ Non-Conf, S Site,
 ■ Home
 ■ Away
 N Neutral

Average RPI Win:	303	WON-LOST	WINNING	LAST 10	STRENGTH OF	OPP. STRENGTH	TEAM	ADJ.	CONF.	ADJ CONF.
Average RPI Loss:	183	RECORD	PCT. RANK	GAMES	SCHEDULE	OF SCHEDULE	RPI	RPI	RPI	RPI
DIV. I ONLY	7- 15	274	4- 6	316	312	305	305	30	30	
DIV. I NON-CONF.	1- 8	314	0- 0	98	127	253	253	30	30	
TOTALS	RPI 1-25	RPI 26-50	W-L RECORDS	RPI 51-100	RPI 101-150	RPI 150+				
7- 15	0- 1	0- 0	OVERALL	0- 1	0- 3	7- 10				
3- 5	0- 0	0- 0	HOME	0- 1	0- 0	3- 4				
4- 10	0- 0	0- 0	AWAY	0- 0	0- 1	4- 1				
0- 0	0- 0	0- 0	NEUTRAL	0- 0	0- 0	0- 0				
1- 8	0- 1	0- 0	NON-CONFERENCE	0- 1	0- 3	1- 3				
0- 2	0- 0	0- 0	HOME	0- 1	0- 0	0- 1				
1- 6	0- 1	0- 0	AWAY	0- 0	0- 3	1- 2				
0- 0	0- 0	0- 0	NEUTRAL	0- 0	0- 0	0- 0				
6- 7	0- 0	0- 0	CONFERENCE	0- 0	0- 0	6- 7				
3- 3	0- 0	0- 0	HOME	0- 0	0- 0	3- 3				
3- 4	0- 0	0- 0	AWAY	0- 0	0- 0	3- 4				
0- 0	0- 0	0- 0	NEUTRAL	0- 0	0- 0	0- 0				

RPI	S	Opponent	Score	RPI	S	Opponent	Score	RPI	S	Opponent	Score	RPI	S	Opponent	Score	Team's RPI: 305
7	A	Baylor	36 101					85	H	Colorado	64 76	106	A	Ole Miss	30 67	
												120	A	Southern Miss.	55 83	
												128	A	Alabama	44 93	
												180	A	UAB	46 80	
												201	H	Texas Southern	75 74	
												205	A	Wisconsin	61 103	
												217	A	Grambling	67 88	
												219	A	Alabama St.	57 71	
												219	H	Alabama St.	73 79	
												227	A	Southern U.	44 51	
												227	H	Southern U.	51 62	
												230	H	Murray St.	62 80	
												278	A	Ark.-Pine Bluff	73 63	
												290	A	Alcorn	49 69	
												290	H	Alcorn	60 68	
												293	A	Northwestern St.	68 64	
												301	H	Prairie View	64 55	
												347	A	Jackson St.	62 57	
												349	A	Alabama A&M	58 52	
												349	H	Alabama A&M	60 58	
LAST 12 Division I GAMES:																
227	H	Southern U.	51 62	201	H	Texas Southern	75 74									
290	H	Alcorn	60 68	301	H	Prairie View	64 55									
219	A	Alabama St.	57 71	227	A	Southern U.	44 51									
349	A	Alabama A&M	58 52	290	A	Alcorn	49 69									
217	A	Grambling	67 88	219	H	Alabama St.	73 79									
347	A	Jackson St.	62 57	349	H	Alabama A&M	60 58									

Non-Div I Games: Tougaloo 99 55 Blue Mountain 66 40

Mississippi Val.

Loss, Non-Conf, S Site, H Home A Away N Neutral

Average RPI Win:	124	WON-LOST	WINNING	LAST 10	STRENGTH OF	OPP. STRENGTH	TEAM	ADJ.	CONF.	ADJ CONF.
Average RPI Loss:	46	RECORD	PCT. RANK	GAMES	SCHEDULE	OF SCHEDULE	RPI	RPI	RPI	RPI
DIV. I ONLY	18- 9	84	7- 3	26	34	26	26	2	2	
DIV. I NON-CONF.	10- 4	80	0- 0	48	109	41	41	2	2	
TOTALS	RPI 1-25	RPI 26-50	W-L RECORDS	RPI 51-100	RPI 101-150	RPI 150+				
18- 9	3- 5	1- 0	OVERALL	4- 2	3- 2	7- 0				
13- 1	2- 0	1- 0	HOME	2- 0	2- 1	6- 0				
4- 7	0- 1	0- 0	AWAY	2- 0	1- 0	1- 0				
1- 1	1- 0	0- 0	NEUTRAL	0- 1	0- 0	0- 0				
10- 4	1- 1	0- 0	NON-CONFERENCE	1- 2	1- 1	7- 0				
8- 0	0- 0	0- 0	HOME	1- 0	1- 0	6- 0				
1- 3	0- 1	0- 0	AWAY	0- 1	0- 1	1- 0				
1- 1	1- 0	0- 0	NEUTRAL	0- 1	0- 0	0- 0				
8- 5	2- 4	1- 0	CONFERENCE	3- 0	2- 1	0- 0				
5- 1	2- 0	1- 0	HOME	1- 0	1- 1	0- 0				
3- 4	0- 4	0- 0	AWAY	2- 0	1- 0	0- 0				
0- 0	0- 0	0- 0	NEUTRAL	0- 0	0- 0	0- 0				

RPI 1-25				RPI 26-50				Team's RPI: 26				RPI 51-100				RPI 101+			
RPI	S	Opponent	Score	RPI	S	Opponent	Score	RPI	S	Opponent	Score	RPI	S	Opponent	Score	RPI	S	Opponent	Score
4	A	Mississippi St.	53 70	38	H	Auburn	68 53	53	N	Georgia Tech	70 72	104	H	Abilene Christian	52 46				
6	A	Washington	66 79					61	A	IUPUI	45 73	107	A	Saint Louis	61 72				
14	A	Kentucky	62 64					80	A	Florida	74 67	128	H	Alabama	58 59				
14	H	Kentucky	73 67					81	H	Western Ill.	71 68	137	A	Arkansas	60 46				
16	H	Texas A&M	78 76					91	H	Georgia	63 45	137	H	Arkansas	67 56				
18	A	Tennessee	66 77					94	A	Vanderbilt	74 68	161	H	Missouri St.	73 49				
21	N	Creighton	72 63									163	H	UC Riverside	68 62				
24	A	LSU	71 80									200	A	Nebraska	55 35				
LAST 12 Division I GAMES:																			
80	A	Florida	74 67	137	A	Arkansas	60 46												
137	H	Arkansas	67 56	16	H	Texas A&M	78 76												
18	A	Tennessee	66 77	94	A	Vanderbilt	74 68												
4	A	Mississippi St.	53 70	24	A	LSU	71 80												
14	H	Kentucky	73 67	128	H	Alabama	58 59												
38	H	Auburn	68 53	14	A	Kentucky	62 64												

Non-Div I Games:

Missouri

■ Loss,
 ■ Non-Conf, S Site,
 ■ Home
 ■ Away
 N Neutral

Average RPI Win:	220	WON-LOST	WINNING	LAST 10	STRENGTH OF	OPP. STRENGTH	TEAM	ADJ.	CONF.	ADJ CONF.
Average RPI Loss:	97	RECORD	PCT. RANK	GAMES	SCHEDULE	OF SCHEDULE	RPI	RPI	RPI	RPI
DIV. I ONLY	12- 11	159	8- 2	183	96	161	161	16	16	
DIV. I NON-CONF.	3- 7	250	0- 0	110	5	197	197	14	14	
TOTALS	RPI 1-25	RPI 26-50	W-L RECORDS	RPI 51-100	RPI 101-150	RPI 150+				
12- 11	0- 0	0- 3	OVERALL	0- 4	2- 2	10- 2				
6- 5	0- 0	0- 2	HOME	0- 2	1- 0	5- 1				
6- 5	0- 0	0- 1	AWAY	0- 1	1- 2	5- 1				
0- 1	0- 0	0- 0	NEUTRAL	0- 1	0- 0	0- 0				
3- 7	0- 0	0- 2	NON-CONFERENCE	0- 3	2- 2	1- 0				
2- 2	0- 0	0- 1	HOME	0- 1	1- 0	1- 0				
1- 4	0- 0	0- 1	AWAY	0- 1	1- 2	0- 0				
0- 1	0- 0	0- 0	NEUTRAL	0- 1	0- 0	0- 0				
9- 4	0- 0	0- 1	CONFERENCE	0- 1	0- 0	9- 2				
4- 3	0- 0	0- 1	HOME	0- 1	0- 0	4- 1				
5- 1	0- 0	0- 0	AWAY	0- 0	0- 0	5- 1				
0- 0	0- 0	0- 0	NEUTRAL	0- 0	0- 0	0- 0				

RPI S	Opponent	Score	RPI S	Opponent	Score	RPI S	Opponent	Score	RPI S	Opponent	Score	Team's RPI: 161
26	A Missouri	49 73	57	N Southern California	67 89	137	H Arkansas	64 62				
34	H Drake	64 90	59	A Northwestern	52 75	140	A Memphis	60 69				
47	H Little Rock	47 58	65	H UNI	54 61	143	A Kansas	87 64				
			76	H Middle Tenn.	52 71	149	A Oral Roberts	56 78				
						188	A Southern Ill.	78 60				
						188	H Southern Ill.	73 59				
						195	H North Texas	63 54				
						203	A Indiana St.	49 46				
						209	A Bradley	56 62				
						209	H Bradley	73 75				
						215	A Wichita St.	65 60				
						215	H Wichita St.	73 62				
						267	A Evansville	77 41				
						267	H Evansville	68 43				
						306	H Illinois St.	65 60				
						316	A Loyola Chicago	60 32				
LAST 12 Division I GAMES:												
209	A Bradley	56 62	209	H Bradley	73 75							
267	H Evansville	68 43	306	H Illinois St.	65 60							
188	H Southern Ill.	73 59	188	A Southern Ill.	78 60							
215	A Wichita St.	65 60	267	A Evansville	77 41							
203	A Indiana St.	49 46	215	H Wichita St.	73 62							
316	A Loyola Chicago	60 32	34	H Drake	64 90							

Non-Div I Games: Alas. Anchorage 65 58

Missouri St.

Average RPI Win:	236	WON-LOST	WINNING	LAST 10	STRENGTH OF	OPP. STRENGTH	TEAM	ADJ.	CONF.	ADJ CONF.
Average RPI Loss:	186	RECORD	PCT. RANK	GAMES	SCHEDULE	OF SCHEDULE	RPI	RPI	RPI	RPI
DIV. I ONLY	12- 13	186	5- 5	278	249	224	224	18	18	
DIV. I NON-CONF.	5- 4	143	0- 0	306	331	208	208	17	17	
TOTALS	RPI 1-25	RPI 26-50	W-L RECORDS	RPI 51-100	RPI 101-150	RPI 150+				
12- 13	0- 0	1- 1	OVERALL	0- 0	0- 2	11- 10				
6- 6	0- 0	1- 0	HOME	0- 0	0- 2	5- 4				
6- 6	0- 0	0- 1	AWAY	0- 0	0- 0	6- 1				
0- 1	0- 0	0- 0	NEUTRAL	0- 0	0- 0	0- 1				
5- 4	0- 0	0- 0	NON-CONFERENCE	0- 0	0- 1	5- 3				
1- 2	0- 0	0- 0	HOME	0- 0	0- 1	1- 1				
4- 1	0- 0	0- 0	AWAY	0- 0	0- 0	4- 1				
0- 1	0- 0	0- 0	NEUTRAL	0- 0	0- 0	0- 1				
7- 9	0- 0	1- 1	CONFERENCE	0- 0	0- 1	6- 7				
5- 4	0- 0	1- 0	HOME	0- 0	0- 1	4- 3				
2- 5	0- 0	0- 1	AWAY	0- 0	0- 0	2- 4				
0- 0	0- 0	0- 0	NEUTRAL	0- 0	0- 0	0- 0				

RPI S	Opponent	Score	RPI S	Opponent	Score	RPI S	Opponent	Score	RPI S	Opponent	Score
43	A Quinnipiac	54 74	43	H Quinnipiac	61 58						
LAST 12 Division I GAMES:											
271	H Manhattan	61 75	187	A Fairfield	60 53	111	H Clemson	47 60			
152	H Iona	75 65	152	A Iona	54 60	115	H Rider	69 71			
320	A Saint Peter's	58 42	43	H Quinnipiac	61 58	152	A Iona	54 60			
43	A Quinnipiac	54 74	252	H Canisius	55 53	152	H Iona	75 65			
115	H Rider	69 71	190	A Siena	76 85	175	N Hartford	72 75			
190	H Siena	86 91	320	H Saint Peter's	76 59	176	H Providence	58 62			
			320	H Saint Peter's	76 59	187	A Fairfield	60 53			
			323	A St. Francis Brooklyn	78 87	187	H Fairfield	68 71			
			341	H Fairleigh Dickinson	72 63	190	A Siena	76 85			
						190	H Siena	86 91			
						198	A Sacred Heart	65 54			
						212	A Robert Morris	69 56			
						229	H Marist	79 69			
						231	A Niagara	45 66			
						252	A Canisius	54 74			
						252	H Canisius	55 53			
						271	H Manhattan	61 75			
						285	A Eastern Mich.	75 68			
						296	A Lehigh	73 62			

Non-Div I Games:

Monmouth

Average RPI Win:	306	WON-LOST	WINNING	LAST 10	STRENGTH OF	OPP. STRENGTH	TEAM	ADJ.	CONF.	ADJ CONF.
Average RPI Loss:	168	RECORD	PCT. RANK	GAMES	SCHEDULE	OF SCHEDULE	RPI	RPI	RPI	RPI
DIV. I ONLY	3- 20	334	2- 8	220	256	327	327	19	19	
DIV. I NON-CONF.	1- 8	314	0- 0	206	301	333	333	18	18	
TOTALS	RPI 1-25	RPI 26-50	W-L RECORDS	RPI 51-100	RPI 101-150	RPI 150+				
3- 20	0- 0	0- 1	OVERALL	0- 3	0- 7	3- 9				
3- 8	0- 0	0- 0	HOME	0- 3	0- 2	3- 3				
0- 10	0- 0	0- 0	AWAY	0- 0	0- 5	0- 5				
0- 2	0- 0	0- 1	NEUTRAL	0- 0	0- 0	0- 1				
1- 8	0- 0	0- 1	NON-CONFERENCE	0- 2	0- 1	1- 4				
1- 3	0- 0	0- 0	HOME	0- 2	0- 0	1- 1				
0- 3	0- 0	0- 0	AWAY	0- 0	0- 1	0- 2				
0- 2	0- 0	0- 1	NEUTRAL	0- 0	0- 0	0- 1				
2- 12	0- 0	0- 0	CONFERENCE	0- 1	0- 6	2- 5				
2- 5	0- 0	0- 0	HOME	0- 1	0- 2	2- 2				
0- 7	0- 0	0- 0	AWAY	0- 0	0- 4	0- 3				
0- 0	0- 0	0- 0	NEUTRAL	0- 0	0- 0	0- 0				

RPI S	Opponent	Score	RPI S	Opponent	Score	RPI S	Opponent	Score	RPI S	Opponent	Score	Team's RPI: 327
37 N	South Dakota St.	43 84	54 H	Colorado St.	49 63	105 A	SFA	46 54	114 A	Northern Colo.	46 65	
			84 H	Montana St.	69 75	122 A	North Dakota	63 73	126 A	Eastern Wash.	57 64	
			100 H	Wyoming	42 67	126 H	Eastern Wash.	46 60	129 A	Idaho	50 75	
						129 H	Idaho	59 86	177 A	Idaho St.	43 61	
						193 H	Utah St.	47 65	214 A	Weber St.	58 74	
						226 A	Seattle U	44 60	233 H	Portland St.	44 64	
						282 A	Sacramento St.	69 99	282 H	Sacramento St.	60 73	
						283 H	Southern Utah	64 55	289 N	Massachusetts	58 59	
						303 H	Northern Ariz.	60 59	332 H	Incarinate Word	61 56	
						342 A	Cal St. Fullerton	56 72				
LAST 12 Division I GAMES:												
282 A	Sacramento St.	69 99	282 H	Sacramento St.	60 73							
303 H	Northern Ariz.	60 59	233 H	Portland St.	44 64							
283 H	Southern Utah	64 55	122 A	North Dakota	63 73							
84 H	Montana St.	69 75	114 A	Northern Colo.	46 65							
129 A	Idaho	50 75	126 H	Eastern Wash.	46 60							
126 A	Eastern Wash.	57 64	129 H	Idaho	59 86							

Non-Div I Games: Rocky Mountain 64 56 Great Falls 66 55

Montana

Loss, Non-Conf, S Site, H Home A Away N Neutral

Average RPI Win:	211	WON-LOST	WINNING	LAST 10	STRENGTH OF	OPP. STRENGTH	TEAM	ADJ.	CONF.	ADJ CONF.
Average RPI Loss:	147	RECORD	PCT. RANK	GAMES	SCHEDULE	OF SCHEDULE	RPI	RPI	RPI	RPI
DIV. I ONLY	16- 6	59	8- 2	231	201	84	84	19	19	
DIV. I NON-CONF.	5- 3	122	0- 0	244	167	104	104	18	18	
TOTALS	RPI 1-25	RPI 26-50	W-L RECORDS	RPI 51-100	RPI 101-150	RPI 150+				
16- 6	0- 0	0- 0	OVERALL	0- 1	6- 2	10- 3				
8- 0	0- 0	0- 0	HOME	0- 0	2- 0	6- 0				
7- 6	0- 0	0- 0	AWAY	0- 1	3- 2	4- 3				
1- 0	0- 0	0- 0	NEUTRAL	0- 0	1- 0	0- 0				
5- 3	0- 0	0- 0	NON-CONFERENCE	0- 1	1- 1	4- 1				
2- 0	0- 0	0- 0	HOME	0- 0	0- 0	2- 0				
2- 3	0- 0	0- 0	AWAY	0- 1	0- 1	2- 1				
1- 0	0- 0	0- 0	NEUTRAL	0- 0	1- 0	0- 0				
11- 3	0- 0	0- 0	CONFERENCE	0- 0	5- 1	6- 2				
6- 0	0- 0	0- 0	HOME	0- 0	2- 0	4- 0				
5- 3	0- 0	0- 0	AWAY	0- 0	3- 1	2- 2				
0- 0	0- 0	0- 0	NEUTRAL	0- 0	0- 0	0- 0				

RPI 1-25				RPI 26-50				RPI 51-100				Team's RPI: 84		RPI 101+			
RPI	S	Opponent	Score	RPI	S	Opponent	Score	RPI	S	Opponent	Score		RPI	S	Opponent	Score	
								64	A	Utah	64	74	102	A	UC Davis	62 70	
													114	A	Northern Colo.	58 66	
													122	A	North Dakota	74 71	
													126	A	Eastern Wash.	72 61	
													126	H	Eastern Wash.	88 83	
													129	A	Idaho	66 61	
													129	H	Idaho	80 64	
													147	N	Santa Clara	77 50	
													177	A	Idaho St.	59 67	
													193	A	Utah St.	56 64	
													214	A	Weber St.	83 68	
													226	H	Seattle U	75 56	
													233	A	Portland St.	65 69	
													233	H	Portland St.	83 76	
													234	A	Pacific	72 66	
													237	H	Cal Poly	71 52	
													254	A	Portland	70 66	
													282	H	Sacramento St.	84 80	
													283	H	Southern Utah	71 68	
													303	H	Northern Ariz.	86 69	
													327	A	Montana	75 69	
LAST 12 Division I GAMES:																	
				233	A	Portland St.	65 69					233	H	Portland St.	83 76		
				283	H	Southern Utah	71 68					282	H	Sacramento St.	84 80		
				303	H	Northern Ariz.	86 69					114	A	Northern Colo.	58 66		
				327	A	Montana	75 69					122	A	North Dakota	74 71		
				126	A	Eastern Wash.	72 61					129	H	Idaho	80 64		
				129	A	Idaho	66 61					126	H	Eastern Wash.	88 83		

Non-Div I Games: Carroll (MT) 75 44 Great Falls 75 42

Montana St.

Loss, Non-Conf, S Site, H Home A Away N Neutral

Average RPI Win:	274	WON-LOST	WINNING	LAST 10	STRENGTH OF	OPP. STRENGTH	TEAM	ADJ.	CONF.	ADJ CONF.
Average RPI Loss:	171	RECORD	PCT. RANK	GAMES	SCHEDULE	OF SCHEDULE	RPI	RPI	RPI	RPI
DIV. I ONLY	17- 7	64	6- 4	341	244	191	191	26	26	
DIV. I NON-CONF.	8- 3	67	0- 0	346	165	202	202	26	26	
TOTALS	RPI 1-25	RPI 26-50	W-L RECORDS	RPI 51-100	RPI 101-150	RPI 150+				
17- 7	0- 1	0- 1	OVERALL	0- 1	0- 0	17- 4				
11- 2	0- 0	0- 0	HOME	0- 1	0- 0	11- 1				
6- 5	0- 1	0- 1	AWAY	0- 0	0- 0	6- 3				
0- 0	0- 0	0- 0	NEUTRAL	0- 0	0- 0	0- 0				
8- 3	0- 1	0- 1	NON-CONFERENCE	0- 0	0- 0	8- 1				
5- 1	0- 0	0- 0	HOME	0- 0	0- 0	5- 1				
3- 2	0- 1	0- 1	AWAY	0- 0	0- 0	3- 0				
0- 0	0- 0	0- 0	NEUTRAL	0- 0	0- 0	0- 0				
9- 4	0- 0	0- 0	CONFERENCE	0- 1	0- 0	9- 3				
6- 1	0- 0	0- 0	HOME	0- 1	0- 0	6- 0				
3- 3	0- 0	0- 0	AWAY	0- 0	0- 0	3- 3				
0- 0	0- 0	0- 0	NEUTRAL	0- 0	0- 0	0- 0				

RPI 1-25				RPI 26-50				RPI 51-100				RPI 101+ Team's RPI: 191			
RPI	S	Opponent	Score	RPI	S	Opponent	Score	RPI	S	Opponent	Score	RPI	S	Opponent	Score
14	A	Kentucky	47 74	50	A	West Virginia	53 94	73	H	Belmont	59 91	218	H	SIUE	69 66
												220	H	Miami (OH)	77 43
												230	H	Murray St.	73 59
												245	H	Georgia St.	50 68
												251	A	Austin Peay	81 71
												252	H	Canisius	77 68
												253	A	Jacksonville St.	68 69
												258	A	UT Martin	89 68
												263	H	Tennessee Tech	79 65
												268	A	Tennessee St.	66 69
												268	H	Tennessee St.	87 74
												272	A	Southeast Mo. St.	82 72
												277	A	Kennesaw St.	71 50
												279	A	North Florida	84 65
												285	H	Eastern Mich.	78 73
												294	H	Lipscomb	73 53
												297	A	Eastern Ky.	58 65
												297	H	Eastern Ky.	80 54
												312	H	Eastern Ill.	66 62
												335	H	Chicago St.	63 55
												344	A	Florida A&M	53 48
LAST 12 Division I GAMES:															
268	H	Tennessee St.	87 74	297	H	Eastern Ky.	80 54								
297	A	Eastern Ky.	58 65	73	H	Belmont	59 91								
272	A	Southeast Mo. St.	82 72	268	A	Tennessee St.	66 69								
230	H	Murray St.	73 59	218	H	SIUE	69 66								
253	A	Jacksonville St.	68 69	312	H	Eastern Ill.	66 62								
263	H	Tennessee Tech	79 65	258	A	UT Martin	89 68								

Non-Div I Games: Ky. Christian 100 52 Alice Lloyd 92 42

Morehead St.

Loss, Non-Conf, S Site, H Home A Away N Neutral

Average RPI Win:	288	WON-LOST	WINNING	LAST 10	STRENGTH OF	OPP. STRENGTH	TEAM	ADJ.	CONF.	ADJ CONF.
Average RPI Loss:	252	RECORD	PCT. RANK	GAMES	SCHEDULE	OF SCHEDULE	RPI	RPI	RPI	RPI
DIV. I ONLY	4- 19	322	3- 7	323	349	339	339	32	32	
DIV. I NON-CONF.	1- 11	330	0- 1	177	347	320	320	31	31	
TOTALS	RPI 1-25	RPI 26-50	W-L RECORDS	RPI 51-100	RPI 101-150	RPI 150+				
4- 19	0- 0	0- 0	OVERALL	0- 1	0- 1	4- 17				
2- 5	0- 0	0- 0	HOME	0- 0	0- 0	2- 5				
2- 11	0- 0	0- 0	AWAY	0- 1	0- 1	2- 9				
0- 3	0- 0	0- 0	NEUTRAL	0- 0	0- 0	0- 3				
1- 11	0- 0	0- 0	NON-CONFERENCE	0- 1	0- 1	1- 9				
0- 2	0- 0	0- 0	HOME	0- 0	0- 0	0- 2				
1- 6	0- 0	0- 0	AWAY	0- 1	0- 1	1- 4				
0- 3	0- 0	0- 0	NEUTRAL	0- 0	0- 0	0- 3				
3- 8	0- 0	0- 0	CONFERENCE	0- 0	0- 0	3- 8				
2- 3	0- 0	0- 0	HOME	0- 0	0- 0	2- 3				
1- 5	0- 0	0- 0	AWAY	0- 0	0- 0	1- 5				
0- 0	0- 0	0- 0	NEUTRAL	0- 0	0- 0	0- 0				

RPI S	Opponent	Score	RPI S	Opponent	Score	RPI S	Opponent	Score	RPI S	Opponent	Score	Team's RPI: 339
						52 A	Dayton	42 61	107 A	Saint Louis	43 71	
									155 H	Brown	51 68	
									204 A	UMBC	69 61	
									212 H	Robert Morris	44 58	
									213 N	Campbell	51 62	
									221 A	Bethune-Cookman	48 50	
									228 A	Richmond	37 54	
									255 A	Marshall	43 62	
									259 A	Howard	73 72	
									261 H	Norfolk St.	47 56	
									266 A	Savannah St.	62 66	
									278 N	Ark.-Pine Bluff	44 53	
									280 H	N.C. A&T	62 67	
									297 N	Eastern Ky.	58 66	
									298 A	Coppin St.	45 61	
									304 A	Mt. St. Mary's	50 65	
									318 A	UMKC	56 64	
									340 H	N.C. Central	44 42	
									344 A	Florida A&M	48 51	
									344 H	Florida A&M	26 61	
									346 A	South Carolina St.	46 50	
									348 H	Delaware St.	74 47	
LAST 12 Division I GAMES:												
259 A	Howard	73 72	266 A	Savannah St.	62 66							
348 H	Delaware St.	74 47	280 H	N.C. A&T	62 67							
340 H	N.C. Central	44 42	344 A	Florida A&M	48 51							
344 H	Florida A&M	26 61	221 A	Bethune-Cookman	48 50							
298 A	Coppin St.	45 61	261 H	Norfolk St.	47 56							
346 A	South Carolina St.	46 50	155 H	Brown	51 68							

Non-Div I Games: Washington Adventis79 28

Morgan St.

■ Loss,
 ■ Non-Conf,
 ■ S Site,
 ■ Home
 ■ A Away
 N Neutral

Average RPI Win:	300	WON-LOST	WINNING	LAST 10	STRENGTH OF	OPP. STRENGTH	TEAM	ADJ.	CONF.	ADJ CONF.
Average RPI Loss:	214	RECORD	PCT. RANK	GAMES	SCHEDULE	OF SCHEDULE	RPI	RPI	RPI	RPI
DIV. I ONLY	9- 16	246	6- 4	288	344	304	304	31	31	
DIV. I NON-CONF.	2- 9	293	0- 0	239	291	326	326	32	32	
TOTALS	RPI 1-25	RPI 26-50	W-L RECORDS	RPI 51-100	RPI 101-150	RPI 150+				
9- 16	0- 1	0- 1	OVERALL	0- 0	0- 2	9- 12				
7- 5	0- 0	0- 0	HOME	0- 0	0- 0	7- 5				
2- 11	0- 1	0- 1	AWAY	0- 0	0- 2	2- 7				
0- 0	0- 0	0- 0	NEUTRAL	0- 0	0- 0	0- 0				
2- 9	0- 1	0- 1	NON-CONFERENCE	0- 0	0- 2	2- 5				
2- 3	0- 0	0- 0	HOME	0- 0	0- 0	2- 3				
0- 6	0- 1	0- 1	AWAY	0- 0	0- 2	0- 2				
0- 0	0- 0	0- 0	NEUTRAL	0- 0	0- 0	0- 0				
7- 7	0- 0	0- 0	CONFERENCE	0- 0	0- 0	7- 7				
5- 2	0- 0	0- 0	HOME	0- 0	0- 0	5- 2				
2- 5	0- 0	0- 0	AWAY	0- 0	0- 0	2- 5				
0- 0	0- 0	0- 0	NEUTRAL	0- 0	0- 0	0- 0				

RPI S	Opponent	Score	RPI S	Opponent	Score	RPI S	Opponent	Score	RPI S	Opponent	Score	Team's RPI: 304
20	A Maryland	42 106	50	A West Virginia	45 77				138	A Pittsburgh	54 89	
									150	A William & Mary	46 68	
									187	H Fairfield	57 70	
									198	A Sacred Heart	45 49	
									198	H Sacred Heart	61 59	
									212	A Robert Morris	58 70	
									212	H Robert Morris	44 50	
									249	H UMES	52 63	
									250	A Loyola Maryland	53 58	
									259	A Howard	62 95	
									262	A Saint Francis (PA)	66 58	
									262	H Saint Francis (PA)	88 97	
									287	A Bryant	62 78	
									287	H Bryant	61 53	
									296	H Lehigh	57 74	
									298	H Coppin St.	54 48	
									314	A Central Conn. St.	58 68	
									314	H Central Conn. St.	81 66	
									323	A St. Francis Brooklyn	62 44	
									334	H Wagner	66 47	
									338	A LIU Brooklyn	60 63	
									339	H Morgan St.	65 50	
									341	H Fairleigh Dickinson	61 50	
LAST 12 Division I GAMES:												
212	A	Robert Morris	58	70	198	A	Sacred Heart	45	49			
262	A	Saint Francis (PA)	66	58	323	A	St. Francis Brooklyn	62	44			
287	H	Bryant	61	53	341	H	Fairleigh Dickinson	61	50			
314	H	Central Conn. St.	81	66	262	H	Saint Francis (PA)	88	97			
198	H	Sacred Heart	61	59	314	A	Central Conn. St.	58	68			
212	H	Robert Morris	44	50	287	A	Bryant	62	78			

Non-Div I Games:

Mt. St. Mary's

■ Loss,
■ Non-Conf,
■ S Site,
■ H Home
■ A Away
N Neutral

Average RPI Win: 284		WON-LOST	WINNING	LAST 10	STRENGTH OF	OPP. STRENGTH	TEAM	ADJ.	CONF.	ADJ CONF.
Average RPI Loss: 191		RECORD	PCT. RANK	GAMES	SCHEDULE	OF SCHEDULE	RPI	RPI	RPI	RPI
DIV. I ONLY		13- 11	148	5- 5	325	303	230	230	26	26
DIV. I NON-CONF.		6- 5	148	0- 0	334	300	244	244	26	26
TOTALS		RPI 1-25	RPI 26-50	W-L RECORDS	RPI 51-100	RPI 101-150	RPI 150+			
13- 11	0- 0		0- 1	OVERALL	0- 1	0- 1	13- 8			
7- 3	0- 0		0- 0	HOME	0- 1	0- 0	7- 2			
5- 7	0- 0		0- 1	AWAY	0- 0	0- 0	5- 6			
1- 1	0- 0		0- 0	NEUTRAL	0- 0	0- 1	1- 0			
6- 5	0- 0		0- 1	NON-CONFERENCE	0- 0	0- 1	6- 3			
3- 1	0- 0		0- 0	HOME	0- 0	0- 0	3- 1			
2- 3	0- 0		0- 1	AWAY	0- 0	0- 0	2- 2			
1- 1	0- 0		0- 0	NEUTRAL	0- 0	0- 1	1- 0			
7- 6	0- 0		0- 0	CONFERENCE	0- 1	0- 0	7- 5			
4- 2	0- 0		0- 0	HOME	0- 1	0- 0	4- 1			
3- 4	0- 0		0- 0	AWAY	0- 0	0- 0	3- 4			
0- 0	0- 0		0- 0	NEUTRAL	0- 0	0- 0	0- 0			

[illegible]

Non-Div I Games:	Eureka	101	59	MacMurray	93	37
------------------	--------	-----	----	-----------	----	----

Murray St.

Loss, Non-Conf, S Site, H Home A Away N Neutral

Average RPI Win:	292	WON-LOST	WINNING	LAST 10	STRENGTH OF	OPP. STRENGTH	TEAM	ADJ.	CONF.	ADJ CONF.
Average RPI Loss:	159	RECORD	PCT. RANK	GAMES	SCHEDULE	OF SCHEDULE	RPI	RPI	RPI	RPI
DIV. I ONLY	9- 13	228	7- 3	306	302	280	280	32	32	
DIV. I NON-CONF.	2- 9	293	0- 0	83	70	260	260	31	31	
TOTALS	RPI 1-25	RPI 26-50	W-L RECORDS	RPI 51-100	RPI 101-150	RPI 150+				
9- 13	0- 1	1- 2	OVERALL	0- 2	0- 1	8- 7				
6- 3	0- 1	1- 1	HOME	0- 0	0- 0	5- 1				
3- 6	0- 0	0- 0	AWAY	0- 1	0- 0	3- 5				
0- 4	0- 0	0- 1	NEUTRAL	0- 1	0- 1	0- 1				
2- 9	0- 1	1- 2	NON-CONFERENCE	0- 2	0- 1	1- 3				
2- 2	0- 1	1- 1	HOME	0- 0	0- 0	1- 0				
0- 3	0- 0	0- 0	AWAY	0- 1	0- 0	0- 2				
0- 4	0- 0	0- 1	NEUTRAL	0- 1	0- 1	0- 1				
7- 4	0- 0	0- 0	CONFERENCE	0- 0	0- 0	7- 4				
4- 1	0- 0	0- 0	HOME	0- 0	0- 0	4- 1				
3- 3	0- 0	0- 0	AWAY	0- 0	0- 0	3- 3				
0- 0	0- 0	0- 0	NEUTRAL	0- 0	0- 0	0- 0				

RPI 1-25				RPI 26-50				RPI 51-100				RPI 101+ Team's RPI: 280			
RPI	S	Opponent	Score	RPI	S	Opponent	Score	RPI	S	Opponent	Score	RPI	S	Opponent	Score
11	H	UCLA	42 83	38	H	Auburn	36 68	80	N	Florida	38 67	144	N	Ball St.	57 76
				45	H	Ohio	63 57	95	A	FGCU	41 67	170	A	Hampton	57 64
				50	N	West Virginia	64 80					197	A	Appalachian St.	58 71
												229	N	Marist	64 69
												240	A	Ga. Southern	50 65
												249	H	UMES	57 60
												258	H	UT Martin	74 59
												259	H	Howard	63 55
												261	A	Norfolk St.	53 69
												298	A	Coppin St.	57 65
												339	A	Morgan St.	67 62
												340	A	N.C. Central	62 38
												344	H	Florida A&M	65 57
												346	H	South Carolina St.	66 54
												348	A	Delaware St.	68 60
												348	H	Delaware St.	83 44
LAST 12 Division I GAMES:															
346	H	South Carolina St.	66 54	339	A	Morgan St.	67 62								
344	H	Florida A&M	65 57	298	A	Coppin St.	57 65								
348	A	Delaware St.	68 60	249	H	UMES	57 60								
261	A	Norfolk St.	53 69	348	H	Delaware St.	83 44								
340	A	N.C. Central	62 38	170	A	Hampton	57 64								
259	H	Howard	63 55	45	H	Ohio	63 57								

Non-Div I Games: Francis Marion 72 65 Slippery Rock 70 59

N.C. A&T

■ Loss,
■ Non-Conf, S Site,
■ Home
■ Away
N Neutral

N.C. Central

Through Games Of Feb. 17, 2017

Average RPI Win:	317	WON-LOST	WINNING	LAST 10	STRENGTH OF	OPP. STRENGTH	TEAM	ADJ.	CONF.	ADJ CONF.
Average RPI Loss:	227	RECORD	PCT. RANK	GAMES	SCHEDULE	OF SCHEDULE	RPI	RPI	RPI	RPI
DIV. I ONLY	5- 16	304	4- 6	332	343	340	340	32	32	
DIV. I NON-CONF.	0- 10	335	0- 1	200	303	343	343	31	31	
TOTALS	RPI 1-25	RPI 26-50	W-L RECORDS	RPI 51-100	RPI 101-150	RPI 150+				
5- 16	0- 0	0- 1	OVERALL	0- 1	0- 1	5- 13				
4- 6	0- 0	0- 0	HOME	0- 0	0- 0	4- 6				
1- 10	0- 0	0- 1	AWAY	0- 1	0- 1	1- 7				
0- 0	0- 0	0- 0	NEUTRAL	0- 0	0- 0	0- 0				
0- 10	0- 0	0- 1	NON-CONFERENCE	0- 1	0- 1	0- 7				
0- 4	0- 0	0- 0	HOME	0- 0	0- 0	0- 4				
0- 6	0- 0	0- 1	AWAY	0- 1	0- 1	0- 3				
0- 0	0- 0	0- 0	NEUTRAL	0- 0	0- 0	0- 0				
5- 6	0- 0	0- 0	CONFERENCE	0- 0	0- 0	5- 6				
4- 2	0- 0	0- 0	HOME	0- 0	0- 0	4- 2				
1- 4	0- 0	0- 0	AWAY	0- 0	0- 0	1- 4				
0- 0	0- 0	0- 0	NEUTRAL	0- 0	0- 0	0- 0				

RPI 1-25			RPI 26-50			RPI 51-100			RPI 101+ Team's RPI: 340		
RPI	S	Opponent	Score	RPI	S	Opponent	Score	RPI	S	Opponent	Score
				30	A	North Carolina St.	33 83	97	A	Purdue	27 61
								127	A	Old Dominion	52 83
								170	A	Hampton	36 60
								210	H	UNCG	51 64
								213	A	Campbell	30 61
								223	H	Presbyterian	63 72
								235	A	Furman	40 60
								242	H	Wofford	54 64
								249	H	UMES	68 59
								259	H	Howard	50 73
								261	A	Norfolk St.	40 71
								273	A	Coastal Caro.	50 66
								280	H	N.C. A&T	38 62
								298	A	Coppin St.	58 46
								321	H	USC Upstate	58 68
								339	A	Morgan St.	42 44
								344	H	Florida A&M	52 49
								346	H	South Carolina St.	52 41
								348	A	Delaware St.	51 55
								348	H	Delaware St.	68 63
LAST 12 Division I GAMES:											
344	H	Florida A&M	52 49	259	H	Howard	50 73				
346	H	South Carolina St.	52 41	170	A	Hampton	36 60				
298	A	Coppin St.	58 46	261	A	Norfolk St.	40 71				
339	A	Morgan St.	42 44	348	H	Delaware St.	68 63				
348	A	Delaware St.	51 55	249	H	UMES	68 59				
280	H	N.C. A&T	38 62	321	H	USC Upstate	58 68				

Non-Div I Games: Johnson & Wales (NC75 38 Pfeiffer 47 50

N.C. Central

Loss, Non-Conf, S Site, H Home A Away N Neutral

Average RPI Win:	310	WON-LOST	WINNING	LAST 10	STRENGTH OF	OPP. STRENGTH	TEAM	ADJ.	CONF.	ADJ CONF.
Average RPI Loss:	186	RECORD	PCT. RANK	GAMES	SCHEDULE	OF SCHEDULE	RPI	RPI	RPI	RPI
DIV. I ONLY	8- 17	270	2- 8	326	268	315	315	23	23	
DIV. I NON-CONF.	5- 8	218	0- 0	337	324	307	307	24	24	
TOTALS	RPI 1-25	RPI 26-50	W-L RECORDS	RPI 51-100	RPI 101-150	RPI 150+				
8- 17	0- 1	0- 0	OVERALL	0- 5	0- 2	8- 9				
4- 6	0- 0	0- 0	HOME	0- 1	0- 1	4- 4				
3- 11	0- 1	0- 0	AWAY	0- 4	0- 1	3- 5				
1- 0	0- 0	0- 0	NEUTRAL	0- 0	0- 0	1- 0				
5- 8	0- 1	0- 0	NON-CONFERENCE	0- 2	0- 0	5- 5				
2- 3	0- 0	0- 0	HOME	0- 0	0- 0	2- 3				
2- 5	0- 1	0- 0	AWAY	0- 2	0- 0	2- 2				
1- 0	0- 0	0- 0	NEUTRAL	0- 0	0- 0	1- 0				
3- 9	0- 0	0- 0	CONFERENCE	0- 3	0- 2	3- 4				
2- 3	0- 0	0- 0	HOME	0- 1	0- 1	2- 1				
1- 6	0- 0	0- 0	AWAY	0- 2	0- 1	1- 3				
0- 0	0- 0	0- 0	NEUTRAL	0- 0	0- 0	0- 0				

RPI 1-25				RPI 26-50				RPI 51-100				RPI 101+ Team's RPI: 315			
RPI	S	Opponent	Score	RPI	S	Opponent	Score	RPI	S	Opponent	Score	RPI	S	Opponent	Score
25	A	Harvard	38 59					66	A	Bucknell	36 67	119	A	Stetson	43 77
								92	A	Jacksonville	59 75	119	H	Stetson	37 60
								92	H	Jacksonville	56 75	178	H	Columbia	51 65
								95	A	FGCU	53 73	202	H	Binghamton	44 68
								98	A	Saint Joseph's	36 75	259	H	Howard	70 55
												277	A	Kennesaw St.	64 75
												277	H	Kennesaw St.	56 66
												279	A	North Florida	51 61
												279	H	North Florida	64 62
												284	A	Vermont	42 64
												294	A	Lipscomb	76 53
												294	H	Lipscomb	76 68
												296	A	Lehigh	52 84
												321	A	USC Upstate	58 75
												334	H	Wagner	68 45
												335	A	Chicago St.	57 42
												338	N	LIU Brooklyn	50 48
												341	H	Fairleigh Dickinson	61 66
												348	A	Delaware St.	57 43
LAST 12 Division I GAMES:															
119	H	Stetson	37 60	294	H	Lipscomb	76 68								
279	A	North Florida	51 61	119	A	Stetson	43 77								
92	A	Jacksonville	59 75	95	A	FGCU	53 73								
277	H	Kennesaw St.	56 66	92	H	Jacksonville	56 75								
294	A	Lipscomb	76 53	279	H	North Florida	64 62								
277	A	Kennesaw St.	64 75	321	A	USC Upstate	58 75								

Non-Div I Games: St. Joseph's (Brkln87 53 Rutgers-Newark 83 52

NJIT

Loss, Non-Conf, S Site, H Home A Away N Neutral

Average RPI Win:	257	WON-LOST	WINNING	LAST 10	STRENGTH OF	OPP. STRENGTH	TEAM	ADJ.	CONF.	ADJ CONF.
Average RPI Loss:	123	RECORD	PCT. RANK	GAMES	SCHEDULE	OF SCHEDULE	RPI	RPI	RPI	RPI
DIV. I ONLY	18- 6	46	9- 1	321	186	130	130	24	24	
DIV. I NON-CONF.	6- 4	127	0- 0	257	76	140	140	25	25	
TOTALS	RPI 1-25	RPI 26-50	W-L RECORDS	RPI 51-100	RPI 101-150	RPI 150+				
18- 6	0- 1	0- 0	OVERALL	0- 2	0- 1	18- 2				
9- 1	0- 0	0- 0	HOME	0- 0	0- 0	9- 1				
9- 4	0- 1	0- 0	AWAY	0- 2	0- 0	9- 1				
0- 1	0- 0	0- 0	NEUTRAL	0- 0	0- 1	0- 0				
6- 4	0- 1	0- 0	NON-CONFERENCE	0- 1	0- 1	6- 1				
4- 0	0- 0	0- 0	HOME	0- 0	0- 0	4- 0				
2- 3	0- 1	0- 0	AWAY	0- 1	0- 0	2- 1				
0- 1	0- 0	0- 0	NEUTRAL	0- 0	0- 1	0- 0				
12- 2	0- 0	0- 0	CONFERENCE	0- 1	0- 0	12- 1				
5- 1	0- 0	0- 0	HOME	0- 0	0- 0	5- 1				
7- 1	0- 0	0- 0	AWAY	0- 1	0- 0	7- 0				
0- 0	0- 0	0- 0	NEUTRAL	0- 0	0- 0	0- 0				

RPI 1-25				RPI 26-50				RPI 51-100				RPI 101+ Team's RPI: 130			
RPI	S	Opponent	Score	RPI	S	Opponent	Score	RPI	S	Opponent	Score	RPI	S	Opponent	Score
18	A	Tennessee	55 85					66	A	Bucknell	64 67	137	N	Arkansas	67 70
								78	A	Wake Forest	65 75	152	H	Iona	73 68
												160	A	Army West Point	63 58
												181	A	George Mason	64 68
												183	H	Hofstra	78 69
												185	H	Cleveland St.	88 63
												241	H	Liberty	67 66
												247	A	Boston U.	62 59
												247	H	Boston U.	55 41
												250	A	Loyola Maryland	55 43
												250	H	Loyola Maryland	77 51
												260	A	Colgate	80 67
												260	H	Colgate	61 69
												286	A	Nevada	79 62
												296	A	Lehigh	66 64
												296	H	Lehigh	79 44
												313	A	Lafayette	68 65
												313	H	Lafayette	76 41
												317	A	Air Force	64 46
												319	A	Holy Cross	73 71
												319	H	Holy Cross	57 56
LAST 12 Division I GAMES:															
296	H	Lehigh	79 44	160	A	Army West Point	63 58								
313	A	Lafayette	68 65	296	A	Lehigh	66 64								
250	A	Loyola Maryland	55 43	313	H	Lafayette	76 41								
260	H	Colgate	61 69	250	H	Loyola Maryland	77 51								
247	H	Boston U.	55 41	260	A	Colgate	80 67								
319	A	Holy Cross	73 71	247	A	Boston U.	62 59								

Non-Div I Games: Goucher 93 40

Navy

Loss, Non-Conf, S Site, H Home A Away N Neutral

Average RPI Win:	175	WON-LOST	WINNING	LAST 10	STRENGTH OF	OPP. STRENGTH	TEAM	ADJ.	CONF.	ADJ CONF.
Average RPI Loss:	63	RECORD	PCT. RANK	GAMES	SCHEDULE	OF SCHEDULE	RPI	RPI	RPI	RPI
DIV. I ONLY	5- 20	316	1- 9	20	37	200	200	6	6	
DIV. I NON-CONF.	4- 8	230	0- 0	14	14	154	154	6	6	
TOTALS	RPI 1-25	RPI 26-50	W-L RECORDS	RPI 51-100	RPI 101-150	RPI 150+				
5- 20	0- 3	0- 7	OVERALL	1- 8	0- 0	4- 2				
5- 9	0- 2	0- 4	HOME	1- 3	0- 0	4- 0				
0- 9	0- 1	0- 3	AWAY	0- 3	0- 0	0- 2				
0- 2	0- 0	0- 0	NEUTRAL	0- 2	0- 0	0- 0				
4- 8	0- 2	0- 2	NON-CONFERENCE	1- 4	0- 0	3- 0				
4- 4	0- 1	0- 2	HOME	1- 1	0- 0	3- 0				
0- 2	0- 1	0- 0	AWAY	0- 1	0- 0	0- 0				
0- 2	0- 0	0- 0	NEUTRAL	0- 2	0- 0	0- 0				
1- 12	0- 1	0- 5	CONFERENCE	0- 4	0- 0	1- 2				
1- 5	0- 1	0- 2	HOME	0- 2	0- 0	1- 0				
0- 7	0- 0	0- 3	AWAY	0- 2	0- 0	0- 2				
0- 0	0- 0	0- 0	NEUTRAL	0- 0	0- 0	0- 0				

RPI	S	Opponent	Score	RPI	S	Opponent	Score	RPI	S	Opponent	Score	RPI	S	Opponent	Score	Team's RPI: 200
1	H	UConn	41 84	26	H	Missouri	35 55	54	H	Colorado St.	62 59	158	H	Omaha	66 58	
20	H	Maryland	49 93	27	A	Ohio St.	75 95	55	N	Virginia	51 73	184	A	Illinois	59 79	
21	A	Creighton	64 80	27	H	Ohio St.	69 87	59	H	Northwestern	58 62	194	H	San Jose St.	83 61	
				34	H	Drake	70 84	62	H	Minnesota	69 79	205	A	Wisconsin	56 82	
				35	H	Michigan	51 84	70	H	California	65 86	211	H	Rutgers	62 58	
				44	A	Iowa	72 75	71	A	Penn St.	69 86	256	H	UTRGV	71 53	
				49	A	Michigan St.	73 93	74	A	Virginia Tech	67 76					
								96	N	Washington St.	65 79					
								97	A	Purdue	45 88					
LAST 12 Division I GAMES:																
27	H	Ohio St.	69 87	71	A	Penn St.	69 86									
205	A	Wisconsin	56 82	184	A	Illinois	59 79									
62	H	Minnesota	69 79	211	H	Rutgers	62 58									
27	A	Ohio St.	75 95	49	A	Michigan St.	73 93									
97	A	Purdue	45 88	20	H	Maryland	49 93									
35	H	Michigan	51 84	44	A	Iowa	72 75									

Non-Div I Games:

Nebraska

■ Loss,
■ Non-Conf,
■ S Site,
■ H Home
■ A Away
N Neutral

Nevada

Through Games Of Feb. 17, 2017

Average RPI Win: 247	WON-LOST	WINNING	LAST 10	STRENGTH OF	OPP. STRENGTH	TEAM	ADJ.	CONF.	ADJ CONF.
Average RPI Loss: 168	RECORD	PCT. RANK	GAMES	SCHEDULE	OF SCHEDULE	RPI	RPI	RPI	RPI
DIV. I ONLY	9- 14	237	4- 6	308	156	286	286	13	13
DIV. I NON-CONF.	5- 5	165	0- 0	316	212	269	269	15	15
TOTALS	RPI 1-25	RPI 26-50	W-L RECORDS	RPI 51-100	RPI 101-150	RPI 150+			
9- 14	0- 0	0- 0	OVERALL	1- 3	1- 4	7- 7			
6- 8	0- 0	0- 0	HOME	1- 2	1- 3	4- 3			
3- 6	0- 0	0- 0	AWAY	0- 1	0- 1	3- 4			
0- 0	0- 0	0- 0	NEUTRAL	0- 0	0- 0	0- 0			
5- 5	0- 0	0- 0	NON-CONFERENCE	0- 1	1- 2	4- 2			
3- 4	0- 0	0- 0	HOME	0- 1	1- 2	2- 1			
2- 1	0- 0	0- 0	AWAY	0- 0	0- 0	2- 1			
0- 0	0- 0	0- 0	NEUTRAL	0- 0	0- 0	0- 0			
4- 9	0- 0	0- 0	CONFERENCE	1- 2	0- 2	3- 5			
3- 4	0- 0	0- 0	HOME	1- 1	0- 1	2- 2			
1- 5	0- 0	0- 0	AWAY	0- 1	0- 1	1- 3			
0- 0	0- 0	0- 0	NEUTRAL	0- 0	0- 0	0- 0			

RPI S	Opponent	Score	RPI S	Opponent	Score	RPI S	Opponent	Score	RPI S	Opponent	Score	Team's RPI: 286
						64	H Utah	50 80	118	H Long Beach St.	93 97	
						83	A UNLV	41 60	130	H Navy	62 79	
						88	H Boise St.	69 62	140	H Memphis	75 67	
						100	H Wyoming	59 72	148	A New Mexico	50 59	
									148	H New Mexico	63 69	
									169	A Fresno St.	54 68	
									169	H Fresno St.	70 71	
									193	H Utah St.	69 81	
									194	A San Jose St.	84 107	
									238	A San Diego	54 70	
									254	H Portland	72 59	
									257	H Hawaii	67 59	
									269	A San Diego St.	78 83	
									269	H San Diego St.	88 65	
									282	A Sacramento St.	99 95	
									302	A Pepperdine	69 60	
									317	A Air Force	56 51	
									317	H Air Force	65 58	
									326	H UC Irvine	59 72	
LAST 12 Division I GAMES:												
317	H Air Force	65 58	169	A Fresno St.	54 68							
269	H San Diego St.	88 65	317	A Air Force	56 51							
83	A UNLV	41 60	100	H Wyoming	59 72							
193	H Utah St.	69 81	148	H New Mexico	63 69							
148	A New Mexico	50 59	269	A San Diego St.	78 83							
88	H Boise St.	69 62	169	H Fresno St.	70 71							

Non-Div I Games: Holy Names 70 42

Nevada

■ Loss,
 ■ Non-Conf, S Site,
 ■ Home
 ■ Away
 N Neutral

New Hampshire

Through Games Of Feb. 17, 2017

Average RPI Win:	233	WON-LOST	WINNING	LAST 10	STRENGTH OF	OPP. STRENGTH	TEAM	ADJ.	CONF.	ADJ CONF.
Average RPI Loss:	111	RECORD	PCT. RANK	GAMES	SCHEDULE	OF SCHEDULE	RPI	RPI	RPI	RPI
DIV. I ONLY	21- 4	13	9- 1	277	211	86	86	22	22	
DIV. I NON-CONF.	9- 3	63	0- 0	291	241	120	120	22	22	
TOTALS	RPI 1-25	RPI 26-50	W-L RECORDS	RPI 51-100	RPI 101-150	RPI 150+				
21- 4	0- 1	0- 0	OVERALL	0- 0	3- 2	18- 1				
12- 1	0- 0	0- 0	HOME	0- 0	2- 0	10- 1				
9- 3	0- 1	0- 0	AWAY	0- 0	1- 2	8- 0				
0- 0	0- 0	0- 0	NEUTRAL	0- 0	0- 0	0- 0				
9- 3	0- 1	0- 0	NON-CONFERENCE	0- 0	0- 1	9- 1				
5- 1	0- 0	0- 0	HOME	0- 0	0- 0	5- 1				
4- 2	0- 1	0- 0	AWAY	0- 0	0- 1	4- 0				
0- 0	0- 0	0- 0	NEUTRAL	0- 0	0- 0	0- 0				
12- 1	0- 0	0- 0	CONFERENCE	0- 0	3- 1	9- 0				
7- 0	0- 0	0- 0	HOME	0- 0	2- 0	5- 0				
5- 1	0- 0	0- 0	AWAY	0- 0	1- 1	4- 0				
0- 0	0- 0	0- 0	NEUTRAL	0- 0	0- 0	0- 0				

RPI	S	Opponent	Score	RPI	S	Opponent	Score	RPI	S	Opponent	Score	RPI	S	Opponent	Score
14	A	Kentucky	43 92									133	A	Cornell	56 61
												134	A	Maine	65 57
												134	H	Maine	50 44
												145	A	Albany (NY)	55 64
												145	H	Albany (NY)	71 58
												153	H	Yale	58 64
												168	A	Northeastern	66 63
												175	H	Hartford	58 50
												190	A	Siena	77 67
												198	H	Sacred Heart	71 43
												202	A	Binghamton	70 62
												202	H	Binghamton	76 69
												204	H	UMBC	60 50
												232	H	Dartmouth	64 47
												247	A	Boston U.	59 51
												271	A	Manhattan	59 42
												274	A	Stony Brook	56 45
												274	H	Stony Brook	49 46
												284	A	Vermont	57 49
												284	H	Vermont	66 47
												287	H	Bryant	62 60
												314	H	Central Conn. St.	56 52
												334	H	Wagner	73 40
												343	A	UMass Lowell	76 57
LAST 12 Division I GAMES:															
134	A	Maine	65 57	343	A	UMass Lowell	76 57								
202	H	Binghamton	76 69	175	H	Hartford	58 50								
284	H	Vermont	66 47	134	H	Maine	50 44								
145	A	Albany (NY)	55 64	284	A	Vermont	57 49								
274	A	Stony Brook	56 45	202	A	Binghamton	70 62								
204	H	UMBC	60 50	145	H	Albany (NY)	71 58								

Non-Div I Games: New England Col. 58 38

New Hampshire

Loss, Non-Conf, S Site, H Home A Away N Neutral

Average RPI Win:	223	WON-LOST	WINNING	LAST 10	STRENGTH OF	OPP. STRENGTH	TEAM	ADJ.	CONF.	ADJ CONF.
Average RPI Loss:	94	RECORD	PCT. RANK	GAMES	SCHEDULE	OF SCHEDULE	RPI	RPI	RPI	RPI
DIV. I ONLY	13- 11	148	5- 4	128	136	148	148	13	13	
DIV. I NON-CONF.	4- 6	209	0- 0	170	102	241	241	15	15	
TOTALS	RPI 1-25	RPI 26-50	W-L RECORDS	RPI 51-100	RPI 101-150	RPI 150+				
13- 11	0- 0	0- 1	OVERALL	2- 8	0- 0	11- 2				
9- 5	0- 0	0- 0	HOME	2- 4	0- 0	7- 1				
4- 6	0- 0	0- 1	AWAY	0- 4	0- 0	4- 1				
0- 0	0- 0	0- 0	NEUTRAL	0- 0	0- 0	0- 0				
4- 6	0- 0	0- 1	NON-CONFERENCE	1- 3	0- 0	3- 2				
4- 3	0- 0	0- 0	HOME	1- 2	0- 0	3- 1				
0- 3	0- 0	0- 1	AWAY	0- 1	0- 0	0- 1				
0- 0	0- 0	0- 0	NEUTRAL	0- 0	0- 0	0- 0				
9- 5	0- 0	0- 0	CONFERENCE	1- 5	0- 0	8- 0				
5- 2	0- 0	0- 0	HOME	1- 2	0- 0	4- 0				
4- 3	0- 0	0- 0	AWAY	0- 3	0- 0	4- 0				
0- 0	0- 0	0- 0	NEUTRAL	0- 0	0- 0	0- 0				

RPI S	Opponent	Score	RPI S	Opponent	Score	RPI S	Opponent	Score	RPI S	Opponent	Score	Team's RPI: 148
46	A Marquette	52 62	54	H Colorado St.	63 78	154	H Tulsa	64 67				
			62	H Minnesota	65 69	169	A Fresno St.	80 54				
			83	A UNLV	42 56	174	A New Mexico St.	70 77				
			83	H UNLV	52 61	174	H New Mexico St.	84 55				
			88	A Boise St.	62 64	193	A Utah St.	68 58				
			88	H Boise St.	75 68	193	H Utah St.	78 67				
			90	H SMU	64 49	194	A San Jose St.	82 72				
			93	A Texas Tech	58 69	269	H San Diego St.	85 42				
			98	H Saint Joseph's	67 79	286	A Nevada	69 63				
			100	A Wyoming	52 68	286	H Nevada	59 50				
						300	H UTEP	79 66				
						317	H Air Force	81 64				
						341	H Fairleigh Dickinson	83 56				
LAST 12 Division I GAMES:												
88	A Boise St.	62 64	100	A Wyoming	52 68							
317	H Air Force	81 64	88	H Boise St.	75 68							
194	A San Jose St.	82 72	54	H Colorado St.	63 78							
83	H UNLV	52 61	83	A UNLV	42 56							
286	H Nevada	59 50	286	A Nevada	69 63							
193	A Utah St.	68 58	193	H Utah St.	78 67							

Non-Div I Games: Northern N.M. 87 47

New Mexico

■ Loss,
 ■ Non-Conf, S Site,
 ■ Home
 ■ Away
 N Neutral

Average RPI Win: 272		WON-LOST	WINNING	LAST 10	STRENGTH OF	OPP. STRENGTH	TEAM	ADJ.	CONF.	ADJ CONF.
Average RPI Loss: 132		RECORD	PCT. RANK	GAMES	SCHEDULE	OF SCHEDULE	RPI	RPI	RPI	RPI
DIV. I ONLY		16- 6	59	10- 0	334	203	174	174	29	29
DIV. I NON-CONF.		6- 6	165	0- 1	293	114	212	212	29	29
TOTALS	RPI 1-25		RPI 26-50		W-L RECORDS	RPI 51-100	RPI 101-150		RPI 150+	
16- 6	0- 0		0- 1		OVERALL	0- 1	1- 3		15- 1	
9- 1	0- 0		0- 0		HOME	0- 0	1- 1		8- 0	
6- 2	0- 0		0- 0		AWAY	0- 0	0- 1		6- 1	
1- 3	0- 0		0- 1		NEUTRAL	0- 1	0- 1		1- 0	
6- 6	0- 0		0- 1		NON-CONFERENCE	0- 1	1- 3		5- 1	
3- 1	0- 0		0- 0		HOME	0- 0	1- 1		2- 0	
2- 2	0- 0		0- 0		AWAY	0- 0	0- 1		2- 1	
1- 3	0- 0		0- 1		NEUTRAL	0- 1	0- 1		1- 0	
10- 0	0- 0		0- 0		CONFERENCE	0- 0	0- 0		10- 0	
6- 0	0- 0		0- 0		HOME	0- 0	0- 0		6- 0	
4- 0	0- 0		0- 0		AWAY	0- 0	0- 0		4- 0	
0- 0	0- 0		0- 0		NEUTRAL	0- 0	0- 0		0- 0	

RPI 1-25				RPI 26-50				RPI 51-100				RPI 101+				Team's RPI: 174	
RPI	S	Opponent	Score	RPI	S	Opponent	Score	RPI	S	Opponent	Score	RPI	S	Opponent	Score		
				43	N	Quinnipiac	46 49	83	N	UNLV	47 52	113	H	Arizona	63 74		
												147	N	Santa Clara	46 60		
												148	A	New Mexico	55 84		
												148	H	New Mexico	77 70		
												194	H	San Jose St.	66 55		
												216	A	Grand Canyon	81 65		
												216	H	Grand Canyon	67 60		
												226	H	Seattle U	73 69		
												257	A	Hawaii	53 56		
												265	A	CSU Bakersfield	64 55		
												265	H	CSU Bakersfield	69 55		
												282	N	Sacramento St.	99 73		
												300	A	UTEP	67 59		
												302	H	Pepperdine	75 66		
												303	A	Northern Ariz.	79 68		
												318	A	UMKC	60 43		
												318	H	UMKC	78 72		
												331	H	Utah Valley	63 46		
												335	A	Chicago St.	65 54		
												335	H	Chicago St.	100 63		
LAST 12 Division I GAMES:																	
				216	H	Grand Canyon	67 60	265	A	CSU Bakersfield	64 55						
				265	H	CSU Bakersfield	69 55	216	A	Grand Canyon	81 65						
				335	A	Chicago St.	65 54	335	H	Chicago St.	100 63						
				331	H	Utah Valley	63 46	318	H	UMKC	78 72						
				226	H	Seattle U	73 69	147	N	Santa Clara	46 60						
				318	A	UMKC	60 43	83	N	UNLV	47 52						

New Mexico St.

Loss, Non-Conf, S Site, H Home A Away N Neutral

Average RPI Win:	293	WON-LOST	WINNING	LAST 10	STRENGTH OF	OPP. STRENGTH	TEAM	ADJ.	CONF.	ADJ CONF.
Average RPI Loss:	135	RECORD	PCT. RANK	GAMES	SCHEDULE	OF SCHEDULE	RPI	RPI	RPI	RPI
DIV. I ONLY	10- 11	195	6- 4	236	296	207	207	27	27	
DIV. I NON-CONF.	2- 5	259	0- 0	72	146	181	181	27	27	
TOTALS	RPI 1-25	RPI 26-50	W-L RECORDS	RPI 51-100	RPI 101-150	RPI 150+				
10- 11	0- 1	0- 0	OVERALL	0- 1	0- 7	10- 2				
6- 3	0- 0	0- 0	HOME	0- 0	0- 2	6- 1				
4- 8	0- 1	0- 0	AWAY	0- 1	0- 5	4- 1				
0- 0	0- 0	0- 0	NEUTRAL	0- 0	0- 0	0- 0				
2- 5	0- 1	0- 0	NON-CONFERENCE	0- 1	0- 2	2- 1				
1- 1	0- 0	0- 0	HOME	0- 0	0- 0	1- 1				
1- 4	0- 1	0- 0	AWAY	0- 1	0- 2	1- 0				
0- 0	0- 0	0- 0	NEUTRAL	0- 0	0- 0	0- 0				
8- 6	0- 0	0- 0	CONFERENCE	0- 0	0- 5	8- 1				
5- 2	0- 0	0- 0	HOME	0- 0	0- 2	5- 0				
3- 4	0- 0	0- 0	AWAY	0- 0	0- 3	3- 1				
0- 0	0- 0	0- 0	NEUTRAL	0- 0	0- 0	0- 0				

RPI 1-25				RPI 26-50				RPI 51-100				RPI 101+ Team's RPI: 207			
RPI	S	Opponent	Score	RPI	S	Opponent	Score	RPI	S	Opponent	Score	RPI	S	Opponent	Score
5	A	Texas	48 80					69	A	Iowa St.	63 100	104	A	Abilene Christian	55 68
												105	A	SFA	61 88
												112	H	Central Ark.	51 55
												120	A	Southern Miss.	53 78
												128	A	Alabama	57 78
												132	A	Lamar University	42 73
												132	H	Lamar University	55 66
												201	H	Texas Southern	63 57
												244	H	South Ala.	62 65
												253	A	Jacksonville St.	81 79
												270	A	McNeese	71 59
												270	H	McNeese	92 85
												295	H	Nicholls St.	81 77
												299	H	A&M-Corpus Christi	75 54
												332	A	Incarnate Word	71 67
												332	H	Incarnate Word	84 58
												333	A	Southeastern La.	70 85
												337	H	Sam Houston St.	78 49
												345	A	Houston Baptist	73 63
LAST 12 Division I GAMES:															
270	H	McNeese	92 85	270	A	McNeese	71 59								
333	A	Southeastern La.	70 85	112	H	Central Ark.	51 55								
332	H	Incarnate Word	84 58	345	A	Houston Baptist	73 63								
295	H	Nicholls St.	81 77	337	H	Sam Houston St.	78 49								
132	H	Lamar University	55 66	332	A	Incarnate Word	71 67								
105	A	SFA	61 88	132	A	Lamar University	42 73								

Non-Div I Games: Blue Mountain 75 37 Crowley's Ridge 123 33 Trinity Baptist 100 35

New Orleans

Loss, Non-Conf, S Site, H Home A Away N Neutral

Niagara

Through Games Of Feb. 17, 2017

Average RPI Win: 226	WON-LOST	WINNING	LAST 10	STRENGTH OF	OPP. STRENGTH	TEAM	ADJ.	CONF.	ADJ CONF.
Average RPI Loss: 140	RECORD	PCT. RANK	GAMES	SCHEDULE	OF SCHEDULE	RPI	RPI	RPI	RPI
DIV. I ONLY	7- 19	293	3- 7	100	204	231	231	18	18
DIV. I NON-CONF.	3- 6	230	0- 0	6	160	89	89	17	17
TOTALS	RPI 1-25	RPI 26-50	W-L RECORDS	RPI 51-100	RPI 101-150	RPI 150+			
7- 19	0- 1	0- 4	OVERALL	0- 2	0- 2	7- 10			
4- 8	0- 1	0- 1	HOME	0- 0	0- 1	4- 5			
3- 11	0- 0	0- 3	AWAY	0- 2	0- 1	3- 5			
0- 0	0- 0	0- 0	NEUTRAL	0- 0	0- 0	0- 0			
3- 6	0- 1	0- 2	NON-CONFERENCE	0- 2	0- 1	3- 0			
2- 1	0- 1	0- 0	HOME	0- 0	0- 0	2- 0			
1- 5	0- 0	0- 2	AWAY	0- 2	0- 1	1- 0			
0- 0	0- 0	0- 0	NEUTRAL	0- 0	0- 0	0- 0			
4- 13	0- 0	0- 2	CONFERENCE	0- 0	0- 1	4- 10			
2- 7	0- 0	0- 1	HOME	0- 0	0- 1	2- 5			
2- 6	0- 0	0- 1	AWAY	0- 0	0- 0	2- 5			
0- 0	0- 0	0- 0	NEUTRAL	0- 0	0- 0	0- 0			

RPI 1-25				RPI 26-50				RPI 51-100				RPI 101+				Team's RPI: 231
RPI	S	Opponent	Score	RPI	S	Opponent	Score	RPI	S	Opponent	Score	RPI	S	Opponent	Score	
20	H	Maryland	64 96	33	A	Syracuse	60 109	58	A	Drexel	57 69	115	H	Rider	58 78	
				35	A	Michigan	35 107	77	A	Buffalo	63 73	125	A	Fordham	69 92	
				43	A	Quinnipiac	45 61					152	A	Iona	61 68	
				43	H	Quinnipiac	64 71					152	H	Iona	55 65	
												175	H	Hartford	75 62	
												185	A	Cleveland St.	67 49	
												187	A	Fairfield	63 66	
												187	H	Fairfield	55 65	
												190	A	Siena	53 71	
												190	H	Siena	68 70	
												224	H	Monmouth	66 45	
												225	H	St. Bonaventure	65 43	
												229	A	Marist	68 53	
												229	H	Marist	58 60	
												252	A	Canisius	41 52	
												252	H	Canisius	57 65	
												271	A	Manhattan	62 59	
												271	H	Manhattan	65 42	
												320	A	Saint Peter's	66 78	
LAST 12 Division I GAMES:																
				190	H	Siena	68 70					43	A	Quinnipiac	45 61	
				229	A	Marist	68 53					187	H	Fairfield	55 65	
				252	A	Canisius	41 52					252	H	Canisius	57 65	
				271	H	Manhattan	65 42					271	A	Manhattan	62 59	
				152	H	Iona	55 65					152	A	Iona	61 68	
				187	A	Fairfield	63 66					229	H	Marist	58 60	

Non-Div I Games:

Niagara

■ Loss,
 ■ Non-Conf, S Site,
 ■ Home
 ■ Away
 N Neutral

Average RPI Win:	293	WON-LOST	WINNING	LAST 10	STRENGTH OF	OPP. STRENGTH	TEAM	ADJ.	CONF.	ADJ CONF.
Average RPI Loss:	185	RECORD	PCT. RANK	GAMES	SCHEDULE	OF SCHEDULE	RPI	RPI	RPI	RPI
DIV. I ONLY	8- 16	261	3- 7	281	320	295	295	27	27	
DIV. I NON-CONF.	3- 8	262	0- 0	251	333	296	296	27	27	
TOTALS	RPI 1-25	RPI 26-50	W-L RECORDS	RPI 51-100	RPI 101-150	RPI 150+				
8- 16	0- 0	0- 0	OVERALL	0- 2	1- 6	7- 8				
5- 5	0- 0	0- 0	HOME	0- 0	1- 4	4- 1				
3- 10	0- 0	0- 0	AWAY	0- 0	0- 0	3- 1				
0- 1	0- 0	0- 0	NEUTRAL	0- 0	0- 0	0- 1				
3- 8	0- 0	0- 0	NON-CONFERENCE	0- 2	0- 2	3- 4				
2- 1	0- 0	0- 0	HOME	0- 0	0- 1	2- 0				
1- 6	0- 0	0- 0	AWAY	0- 2	0- 1	1- 3				
0- 1	0- 0	0- 0	NEUTRAL	0- 0	0- 0	0- 1				
5- 8	0- 0	0- 0	CONFERENCE	0- 0	1- 4	4- 4				
3- 4	0- 0	0- 0	HOME	0- 0	1- 3	2- 1				
2- 4	0- 0	0- 0	AWAY	0- 0	0- 1	2- 3				
0- 0	0- 0	0- 0	NEUTRAL	0- 0	0- 0	0- 0				

RPI 1-25				RPI 26-50				RPI 51-100				RPI 101+				Team's RPI: 295	
RPI	S	Opponent	Score	RPI	S	Opponent	Score	RPI	S	Opponent	Score	RPI	S	Opponent	Score		
								75	A	Gonzaga	46	78	104	H	Abilene Christian	73	89
								92	A	Jacksonville	71	76	105	A	SFA	55	80
												105	H	SFA	77	82	
												110	H	Troy	75	100	
												112	H	Central Ark.	52	61	
												132	H	Lamar University	78	67	
												140	A	Memphis	62	73	
												157	A	Louisiana Tech	52	68	
												207	A	New Orleans	77	81	
												217	A	Grambling	71	60	
												253	A	Jacksonville St.	52	75	
												279	N	North Florida	74	77	
												293	A	Northwestern St.	58	75	
												299	A	A&M-Corpus Christi	60	65	
												299	H	A&M-Corpus Christi	74	54	
												301	A	Prairie View	67	69	
												330	H	La.-Monroe	73	54	
												332	H	Incarnate Word	52	78	
												333	A	Southeastern La.	76	60	
												337	A	Sam Houston St.	66	59	
												345	H	Houston Baptist	76	57	
												347	H	Jackson St.	83	76	
LAST 12 Division I GAMES:																	
				112	H	Central Ark.	52	61		132	H	Lamar University	78	67			
				105	H	SFA	77	82		104	H	Abilene Christian	73	89			
				207	A	New Orleans	77	81		105	A	SFA	55	80			
				333	A	Southeastern La.	76	60		293	A	Northwestern St.	58	75			
				299	A	A&M-Corpus Christi	60	65		337	A	Sam Houston St.	66	59			
				345	H	Houston Baptist	76	57		299	H	A&M-Corpus Christi	74	54			

Non-Div I Games:

Nicholls St.

■ Loss,
 ■ Non-Conf,
 ■ S Site,
 ■ Home
 ■ Away
 N Neutral

Average RPI Win:	309	WON-LOST	WINNING	LAST 10	STRENGTH OF	OPP. STRENGTH	TEAM	ADJ.	CONF.	ADJ CONF.
Average RPI Loss:	190	RECORD	PCT. RANK	GAMES	SCHEDULE	OF SCHEDULE	RPI	RPI	RPI	RPI
DIV. I ONLY	12- 10	145	7- 3	344	323	261	261	32	32	
DIV. I NON-CONF.	3- 7	250	0- 0	298	270	258	258	31	31	
TOTALS	RPI 1-25	RPI 26-50	W-L RECORDS	RPI 51-100	RPI 101-150	RPI 150+				
12- 10	0- 0	0- 0	OVERALL	0- 0	0- 2	12- 8				
5- 3	0- 0	0- 0	HOME	0- 0	0- 1	5- 2				
7- 6	0- 0	0- 0	AWAY	0- 0	0- 1	7- 5				
0- 1	0- 0	0- 0	NEUTRAL	0- 0	0- 0	0- 1				
3- 7	0- 0	0- 0	NON-CONFERENCE	0- 0	0- 2	3- 5				
0- 1	0- 0	0- 0	HOME	0- 0	0- 1	0- 0				
3- 5	0- 0	0- 0	AWAY	0- 0	0- 1	3- 4				
0- 1	0- 0	0- 0	NEUTRAL	0- 0	0- 0	0- 1				
9- 3	0- 0	0- 0	CONFERENCE	0- 0	0- 0	9- 3				
5- 2	0- 0	0- 0	HOME	0- 0	0- 0	5- 2				
4- 1	0- 0	0- 0	AWAY	0- 0	0- 0	4- 1				
0- 0	0- 0	0- 0	NEUTRAL	0- 0	0- 0	0- 0				

RPI 1-25			RPI 26-50			RPI 51-100			RPI 101+ Team's RPI: 261		
RPI	S	Opponent	Score	RPI	S	Opponent	Score	RPI	S	Opponent	Score
								127	A	Old Dominion	54 65
								150	H	William & Mary	52 65
								170	H	Hampton	57 58
								175	N	Hartford	51 61
								181	A	George Mason	33 60
								192	A	Towson	58 61
								208	A	UNCW	56 64
								210	A	UNCG	52 59
								221	H	Bethune-Cookman	58 68
								249	H	UMES	74 43
								264	A	High Point	63 60
								266	A	Savannah St.	53 59
								266	H	Savannah St.	61 55
								280	H	N.C. A&T	69 53
								296	A	Lehigh	81 57
								298	A	Coppin St.	49 45
								336	A	Longwood	85 56
								339	A	Morgan St.	56 47
								340	H	N.C. Central	71 40
								346	A	South Carolina St.	68 53
								346	H	South Carolina St.	83 68
								348	A	Delaware St.	82 74
LAST 12 Division I GAMES:											
346	H	South Carolina St.	83 68	298	A	Coppin St.	49 45				
249	H	UMES	74 43	170	H	Hampton	57 58				
266	A	Savannah St.	53 59	348	A	Delaware St.	82 74				
346	A	South Carolina St.	68 53	340	H	N.C. Central	71 40				
280	H	N.C. A&T	69 53	266	H	Savannah St.	61 55				
221	H	Bethune-Cookman	58 68	339	A	Morgan St.	56 47				

Non-Div I Games: Lincoln (PA) 62 28 Saint Augustine's 99 59

Norfolk St.

North Carolina

Through Games Of Feb. 17, 2017

Average RPI Win:	165	WON-LOST	WINNING	LAST 10	STRENGTH OF	OPP. STRENGTH	TEAM	ADJ.	CONF.	ADJ CONF.
Average RPI Loss:	58	RECORD	PCT. RANK	GAMES	SCHEDULE	OF SCHEDULE	RPI	RPI	RPI	RPI
DIV. I ONLY	14- 12	152	3- 4	55	64	108	108	3	3	
DIV. I NON-CONF.	11- 2	23	1- 0	173	204	68	68	4	4	
TOTALS	RPI 1-25	RPI 26-50	W-L RECORDS	RPI 51-100	RPI 101-150	RPI 150+				
14- 12	0- 5	2- 2	OVERALL	5- 2	0- 2	7- 1				
11- 4	0- 2	2- 0	HOME	3- 1	0- 0	6- 1				
1- 6	0- 2	0- 1	AWAY	0- 1	0- 2	1- 0				
2- 2	0- 1	0- 1	NEUTRAL	2- 0	0- 0	0- 0				
11- 2	0- 1	1- 1	NON-CONFERENCE	3- 0	0- 0	7- 0				
8- 0	0- 0	1- 0	HOME	1- 0	0- 0	6- 0				
1- 0	0- 0	0- 0	AWAY	0- 0	0- 0	1- 0				
2- 2	0- 1	0- 1	NEUTRAL	2- 0	0- 0	0- 0				
3- 10	0- 4	1- 1	CONFERENCE	2- 2	0- 2	0- 1				
3- 4	0- 2	1- 0	HOME	2- 1	0- 0	0- 1				
0- 6	0- 2	0- 1	AWAY	0- 1	0- 2	0- 0				
0- 0	0- 0	0- 0	NEUTRAL	0- 0	0- 0	0- 0				

RPI S Opponent Score	RPI S Opponent Score	RPI S Opponent Score	RPI S Opponent Score
2 H Notre Dame 55 77	29 H Elon 78 73	53 H Georgia Tech 89 88	111 A Clemson 67 78
9 A Duke 58 70	30 H North Carolina St. 83 70	55 H Virginia 67 58	138 A Pittsburgh 48 68
10 H Florida St. 77 90	32 N South Fla. 55 83	62 N Minnesota 91 77	167 H Boston College 77 88
19 A Miami (FL) 88 100	33 A Syracuse 64 95	66 H Bucknell 65 50	205 A Wisconsin 72 59
24 N LSU 43 70		74 A Virginia Tech 68 76	219 H Alabama St. 84 54
		78 H Wake Forest 77 80	246 H Charleston So. 93 77
		92 N Jacksonville 87 57	255 H Marshall 75 53
			298 H Coppin St. 90 55
			346 H South Carolina St. 82 49
			349 H Alabama A&M 80 35
LAST 12 Division I GAMES:			
62 N Minnesota 91 77	19 A Miami (FL) 88 100		
53 H Georgia Tech 89 88	2 H Notre Dame 55 77		
33 A Syracuse 64 95	78 H Wake Forest 77 80		
167 H Boston College 77 88	138 A Pittsburgh 48 68		
111 A Clemson 67 78	9 A Duke 58 70		
30 H North Carolina St. 83 70	55 H Virginia 67 58		

Non-Div I Games:

North Carolina

Loss, Non-Conf, S Site, H Home A Away N Neutral

Average RPI Win:	146	WON-LOST	WINNING	LAST 10	STRENGTH OF	OPP. STRENGTH	TEAM	ADJ.	CONF.	ADJ CONF.
Average RPI Loss:	41	RECORD	PCT. RANK	GAMES	SCHEDULE	OF SCHEDULE	RPI	RPI	RPI	RPI
DIV. I ONLY	20- 6	34	8- 2	66	39	30	30	3	3	
DIV. I NON-CONF.	10- 3	54	0- 0	252	126	106	106	4	4	
TOTALS	RPI 1-25	RPI 26-50	W-L RECORDS	RPI 51-100	RPI 101-150	RPI 150+				
20- 6	4- 3	1- 2	OVERALL	3- 0	2- 1	10- 0				
13- 1	2- 1	1- 0	HOME	1- 0	2- 0	7- 0				
6- 3	2- 0	0- 2	AWAY	2- 0	0- 1	2- 0				
1- 2	0- 2	0- 0	NEUTRAL	0- 0	0- 0	1- 0				
10- 3	0- 2	1- 1	NON-CONFERENCE	0- 0	0- 0	9- 0				
8- 0	0- 0	1- 0	HOME	0- 0	0- 0	7- 0				
1- 1	0- 0	0- 1	AWAY	0- 0	0- 0	1- 0				
1- 2	0- 2	0- 0	NEUTRAL	0- 0	0- 0	1- 0				
10- 3	4- 1	0- 1	CONFERENCE	3- 0	2- 1	1- 0				
5- 1	2- 1	0- 0	HOME	1- 0	2- 0	0- 0				
5- 2	2- 0	0- 1	AWAY	2- 0	0- 1	1- 0				
0- 0	0- 0	0- 0	NEUTRAL	0- 0	0- 0	0- 0				

RPI 1-25				RPI 26-50				Team's RPI: 30	RPI 51-100				RPI 101+			
RPI	S	Opponent	Score	RPI	S	Opponent	Score		RPI	S	Opponent	Score	RPI	S	Opponent	Score
2	H	Notre Dame	70 62	33	A	Syracuse	75 85		53	A	Georgia Tech	75 67	108	A	North Carolina	70 83
9	H	Duke	55 52	40	H	Indiana	84 70		74	H	Virginia Tech	85 71	111	H	Clemson	65 53
10	A	Florida St.	70 61	42	A	Tulane	58 63		78	A	Wake Forest	65 50	138	H	Pittsburgh	55 42
13	A	Louisville	72 70										167	A	Boston College	70 58
19	H	Miami (FL)	64 67										170	H	Hampton	81 56
22	N	Kansas St.	50 67										185	H	Col. of Charleston	91 47
24	N	LSU	58 59										208	H	UNCW	86 54
LAST 12 Division I GAMES:																
167	A	Boston College	70 58	111	H	Clemson	65 53									
74	H	Virginia Tech	85 71	9	H	Duke	55 52									
53	A	Georgia Tech	75 67	33	A	Syracuse	75 85									
13	A	Louisville	72 70	78	A	Wake Forest	65 50									
108	A	North Carolina	70 83	19	H	Miami (FL)	64 67									
138	H	Pittsburgh	55 42	10	A	Florida St.	70 61									

Non-Div I Games:

North Carolina St.

■ Loss,
■ Non-Conf, S Site,
■ Home
■ Away
N Neutral

North Dakota

Through Games Of Feb. 17, 2017

Average RPI Win:	233	WON-LOST	WINNING	LAST 10	STRENGTH OF	OPP. STRENGTH	TEAM	ADJ.	CONF.	ADJ CONF.
Average RPI Loss:	79	RECORD	PCT. RANK	GAMES	SCHEDULE	OF SCHEDULE	RPI	RPI	RPI	RPI
DIV. I ONLY	15- 8	94	8- 2	209	137	122	122	19	19	
DIV. I NON-CONF.	3- 6	230	0- 0	121	20	182	182	18	18	
TOTALS	RPI 1-25	RPI 26-50	W-L RECORDS	RPI 51-100	RPI 101-150	RPI 150+				
15- 8	0- 0	0- 3	OVERALL	0- 3	3- 2	12- 0				
7- 4	0- 0	0- 3	HOME	0- 1	1- 0	6- 0				
8- 4	0- 0	0- 0	AWAY	0- 2	2- 2	6- 0				
0- 0	0- 0	0- 0	NEUTRAL	0- 0	0- 0	0- 0				
3- 6	0- 0	0- 3	NON-CONFERENCE	0- 2	1- 1	2- 0				
1- 3	0- 0	0- 3	HOME	0- 0	1- 0	0- 0				
2- 3	0- 0	0- 0	AWAY	0- 2	0- 1	2- 0				
0- 0	0- 0	0- 0	NEUTRAL	0- 0	0- 0	0- 0				
12- 2	0- 0	0- 0	CONFERENCE	0- 1	2- 1	10- 0				
6- 1	0- 0	0- 0	HOME	0- 1	0- 0	6- 0				
6- 1	0- 0	0- 0	AWAY	0- 0	2- 1	4- 0				
0- 0	0- 0	0- 0	NEUTRAL	0- 0	0- 0	0- 0				

RPI S	Opponent	Score	RPI S	Opponent	Score	RPI S	Opponent	Score	RPI S	Opponent	Score	Team's RPI: 122
34	H Drake	91 99	65	A UNI	53 74	114	A Northern Colo.	57 51	126	A Eastern Wash.	75 71	
37	H South Dakota St.	72 83	84	H Montana St.	71 74	129	A Idaho	61 74	139	H San Francisco	71 63	
44	H Iowa	60 75	93	A Texas Tech	80 90	143	A Kansas	71 76	177	A Idaho St.	65 62	
						177	H Idaho St.	63 56	214	A Weber St.	70 65	
						233	H Portland St.	65 61	238	A San Diego	65 61	
						282	H Sacramento St.	94 71	283	A Southern Utah	68 65	
						283	H Southern Utah	75 70	291	A North Dakota St.	76 55	
						303	A Northern Ariz.	80 78	303	H Northern Ariz.	88 69	
						327	H Montana	73 63				
LAST 12 Division I GAMES:												
177	H Idaho St.	63 56	177	A Idaho St.	65 62							
129	A Idaho	61 74	214	A Weber St.	70 65							
126	A Eastern Wash.	75 71	327	H Montana	73 63							
114	A Northern Colo.	57 51	84	H Montana St.	71 74							
303	H Northern Ariz.	88 69	283	A Southern Utah	68 65							
283	H Southern Utah	75 70	303	A Northern Ariz.	80 78							

Non-Div I Games: Mayville St. 70 43 Mary 79 67

North Dakota

Loss, Non-Conf, S Site, H Home A Away N Neutral

RPI 1-25				RPI 26-50				RPI 51-100				RPI 101+ Team's RPI: 291			
RPI	S	Opponent	Score	RPI	S	Opponent	Score	RPI	S	Opponent	Score	RPI	S	Opponent	Score
				37	A	South Dakota St.	44 70	61	A	IUPUI	58 71	122	H	North Dakota	55 76
				37	H	South Dakota St.	66 69	63	A	South Dakota	48 80	146	A	Milwaukee	74 79
				41	N	Central Mich.	55 77	63	H	South Dakota	83 73	149	H	Oral Roberts	50 70
								81	A	Western Ill.	81 110	158	H	Omaha	60 80
								81	H	Western Ill.	60 87	159	A	Oakland	66 95
								85	H	Colorado	59 76	172	H	Western Mich.	63 68
												176	A	Providence	63 86
												237	A	Cal Poly	46 73
												243	N	UC Santa Barbara	59 66
												256	A	UTRGV	67 81
												289	A	Massachusetts	58 70
												308	A	Denver	86 80
												308	H	Denver	67 58
												324	A	Fort Wayne	68 72
												324	H	Fort Wayne	68 56
LAST 12 Division I GAMES:															
				308	H	Denver	67 58	61	A	IUPUI	58 71				
				324	A	Fort Wayne	68 72	158	H	Omaha	60 80				
				81	H	Western Ill.	60 87	81	A	Western Ill.	81 110				
				37	A	South Dakota St.	44 70	324	H	Fort Wayne	68 56				
				149	H	Oral Roberts	50 70	63	H	South Dakota	83 73				
				63	A	South Dakota	48 80	308	A	Denver	86 80				

Page 199

North Florida

Through Games Of Feb. 17, 2017

Average RPI Win:	301	WON-LOST	WINNING	LAST 10	STRENGTH OF	OPP. STRENGTH	TEAM	ADJ.	CONF.	ADJ CONF.
Average RPI Loss:	160	RECORD	PCT. RANK	GAMES	SCHEDULE	OF SCHEDULE	RPI	RPI	RPI	RPI
DIV. I ONLY	7- 16	281	3- 7	199	287	279	279	23	23	
DIV. I NON-CONF.	4- 8	230	0- 0	201	279	248	248	24	24	
TOTALS	RPI 1-25	RPI 26-50	W-L RECORDS	RPI 51-100	RPI 101-150	RPI 150+				
7- 16	0- 1	0- 2	OVERALL	0- 3	0- 2	7- 8				
4- 6	0- 0	0- 0	HOME	0- 1	0- 1	4- 4				
2- 9	0- 1	0- 2	AWAY	0- 2	0- 1	2- 3				
1- 1	0- 0	0- 0	NEUTRAL	0- 0	0- 0	1- 1				
4- 8	0- 1	0- 2	NON-CONFERENCE	0- 0	0- 0	4- 5				
2- 2	0- 0	0- 0	HOME	0- 0	0- 0	2- 2				
1- 5	0- 1	0- 2	AWAY	0- 0	0- 0	1- 2				
1- 1	0- 0	0- 0	NEUTRAL	0- 0	0- 0	1- 1				
3- 8	0- 0	0- 0	CONFERENCE	0- 3	0- 2	3- 3				
2- 4	0- 0	0- 0	HOME	0- 1	0- 1	2- 2				
1- 4	0- 0	0- 0	AWAY	0- 2	0- 1	1- 1				
0- 0	0- 0	0- 0	NEUTRAL	0- 0	0- 0	0- 0				

RPI 1-25				RPI 26-50				RPI 51-100				RPI 101+ Team's RPI: 279			
RPI	S	Opponent	Score	RPI	S	Opponent	Score	RPI	S	Opponent	Score	RPI	S	Opponent	Score
10	A	Florida St.	39 95	30	A	North Carolina St.	52 78	92	A	Jacksonville	58 68	119	A	Stetson	44 68
				32	A	South Fla.	42 78	95	A	FGCU	46 69	119	H	Stetson	44 62
								95	H	FGCU	51 68	182	A	Xavier	46 83
												185	A	Col. of Charleston	60 47
												191	H	Morehead St.	65 84
												221	A	Bethune-Cookman	50 52
												242	H	Wofford	60 79
												244	N	South Ala.	55 62
												277	H	Kennesaw St.	61 67
												294	H	Lipscomb	58 60
												295	N	Nicholls St.	77 74
												315	A	NJIT	62 64
												315	H	NJIT	61 51
												321	A	USC Upstate	78 67
												321	H	USC Upstate	77 74
												329	H	Fla. Atlantic	95 88
												344	H	Florida A&M	71 60
LAST 12 Division I GAMES:															
315	H	NJIT	61 51	277	H	Kennesaw St.	61 67								
321	H	USC Upstate	77 74	294	H	Lipscomb	58 60								
95	A	FGCU	46 69	321	A	USC Upstate	78 67								
119	H	Stetson	44 62	315	A	NJIT	62 64								
95	H	FGCU	51 68	92	A	Jacksonville	58 68								
119	A	Stetson	44 68	242	H	Wofford	60 79								

Non-Div I Games: Warner 72 44 Webber Int'l 103 57 Edward Waters 70 50

North Florida

Loss, Non-Conf, S Site, H Home A Away N Neutral

North Texas

Through Games Of Feb. 17, 2017

Average RPI Win:	211	WON-LOST	WINNING	LAST 10	STRENGTH OF	OPP. STRENGTH	TEAM	ADJ.	CONF.	ADJ CONF.
Average RPI Loss:	129	RECORD	PCT. RANK	GAMES	SCHEDULE	OF SCHEDULE	RPI	RPI	RPI	RPI
DIV. I ONLY	10- 14	218	5- 5	141	147	195	195	14	14	
DIV. I NON-CONF.	3- 8	262	0- 0	158	177	252	252	16	16	
TOTALS	RPI 1-25	RPI 26-50	W-L RECORDS	RPI 51-100	RPI 101-150	RPI 150+				
10- 14	0- 0	0- 2	OVERALL	0- 2	3- 3	7- 7				
6- 5	0- 0	0- 1	HOME	0- 0	2- 1	4- 3				
4- 7	0- 0	0- 1	AWAY	0- 2	1- 2	3- 2				
0- 2	0- 0	0- 0	NEUTRAL	0- 0	0- 0	0- 2				
3- 8	0- 0	0- 2	NON-CONFERENCE	0- 1	1- 0	2- 5				
2- 2	0- 0	0- 1	HOME	0- 0	0- 0	2- 1				
1- 4	0- 0	0- 1	AWAY	0- 1	1- 0	0- 2				
0- 2	0- 0	0- 0	NEUTRAL	0- 0	0- 0	0- 2				
7- 6	0- 0	0- 0	CONFERENCE	0- 1	2- 3	5- 2				
4- 3	0- 0	0- 0	HOME	0- 0	2- 1	2- 2				
3- 3	0- 0	0- 0	AWAY	0- 1	0- 2	3- 0				
0- 0	0- 0	0- 0	NEUTRAL	0- 0	0- 0	0- 0				

RPI S	Opponent	Score	RPI S	Opponent	Score	RPI S	Opponent	Score	RPI S	Opponent	Score	Team's RPI: 195
40	H Indiana	64 94	76	A Middle Tenn.	52 60	101	A Charlotte	49 66				
47	A Little Rock	44 55	90	A SMU	51 65	101	H Charlotte	63 78				
						113	A Arizona	62 58				
						120	H Southern Miss.	75 62				
						127	A Old Dominion	47 62				
						127	H Old Dominion	65 55				
						152	H Iona	66 55				
						154	A Tulsa	58 63				
						157	H Louisiana Tech	65 72				
						158	N Omaha	57 85				
						161	A Missouri St.	54 63				
						164	H Texas St.	58 59				
						171	A Rice	77 69				
						171	H Rice	49 51				
						180	A UAB	59 58				
						256	N UTRGV	69 74				
						281	H FIU	69 49				
						300	A UTEP	76 69				
						329	H Fla. Atlantic	79 57				
						332	H Incarnate Word	84 61				
LAST 12 Division I GAMES:												
300	A UTEP	76 69	157	H Louisiana Tech	65 72							
281	H FIU	69 49	120	H Southern Miss.	75 62							
329	H Fla. Atlantic	79 57	171	H Rice	49 51							
171	A Rice	77 69	76	A Middle Tenn.	52 60							
127	A Old Dominion	47 62	180	A UAB	59 58							
101	A Charlotte	49 66	127	H Old Dominion	65 55							

Non-Div I Games:

North Texas

■ Loss,
 ■ Non-Conf,
 ■ S Site,
 ■ Home
 ■ A Away
 N Neutral

Non-Conference				Through Games Of Feb. 17, 1917						
Average RPI Win:	210	WON-LOST	WINNING	LAST 10	STRENGTH OF	OPP. STRENGTH	TEAM	ADJ.	CONF.	ADJ CONF.
Average RPI Loss:	85	RECORD	PCT. RANK	GAMES	SCHEDULE	OF SCHEDULE	RPI	RPI	RPI	RPI
DIV. I ONLY	9- 17	255	3- 7	52	107	168	168	8	8	
DIV. I NON-CONF.	4- 8	230	0- 0	84	139	183	183	8	8	

TOTALS	RPI 1-25		RPI 26-50	W-L RECORDS		RPI 51-100	RPI 101-150		RPI 150+	
9- 17	0- 1		0- 6	OVERALL		0- 4	1- 5		8- 1	
6- 6	0- 0		0- 2	HOME		0- 2	1- 2		5- 0	
3- 8	0- 0		0- 4	AWAY		0- 1	0- 3		3- 0	
0- 3	0- 1		0- 0	NEUTRAL		0- 1	0- 0		0- 1	
4- 8	0- 1		0- 2	NON-CONFERENCE		0- 2	0- 2		4- 1	
2- 2	0- 0		0- 0	HOME		0- 1	0- 1		2- 0	
2- 3	0- 0		0- 2	AWAY		0- 0	0- 1		2- 0	
0- 3	0- 1		0- 0	NEUTRAL		0- 1	0- 0		0- 1	
5- 9	0- 0		0- 4	CONFERENCE		0- 2	1- 3		4- 0	
4- 4	0- 0		0- 2	HOME		0- 1	1- 1		3- 0	
1- 5	0- 0		0- 2	AWAY		0- 1	0- 2		1- 0	
0- 0	0- 0		0- 0	NEUTRAL		0- 0	0- 0		0- 0	

RPI 1-25				RPI 26-50				RPI 51-100				RPI 101+				Team's RPI: 168	
RPI	S	Opponent	Score	RPI	S	Opponent	Score	RPI	S	Opponent	Score	RPI	S	Opponent	Score		
12	N	Stanford	45 74	29	A	Elon	58 70	58	A	Drexel	51 74	123	A	Delaware	53 65		
				29	H	Elon	65 76	58	H	Drexel	33 63	123	H	Delaware	50 41		
				39	A	James Madison	54 74	86	H	New Hampshire	63 66	131	H	St. Mary's (CA)	53 77		
				39	H	James Madison	49 67	97	N	Purdue	54 79	134	A	Maine	49 68		
				43	A	Quinnipiac	59 76					150	A	William & Mary	58 60		
				49	A	Michigan St.	44 78					150	H	William & Mary	54 68		
												183	A	Hofstra	53 51		
												185	H	Col. of Charleston	61 44		
												190	H	Siena	61 50		
												192	H	Towson	72 64		
												208	H	UNCW	55 47		
												215	N	Wichita St.	73 87		
												247	H	Boston U.	78 59		
												252	A	Canisius	83 59		
												308	A	Denver	72 69		
LAST 12 Division I GAMES:																	
				123	H	Delaware	50 41	29	H	Elon	65 76						
				185	H	Col. of Charleston	61 44	208	H	UNCW	55 47						
				29	A	Elon	58 70	123	A	Delaware	53 65						
				39	H	James Madison	49 67	39	A	James Madison	54 74						
				150	H	William & Mary	54 68	150	A	William & Mary	58 60						
				58	A	Drexel	51 74	58	H	Drexel	33 63						

Non-Div I Games:

Northeastern

■ Loss, ■ Non-Conf, S Site, H Home A Away N Neutral

Average RPI Win:	265	WON-LOST	WINNING	LAST 10	STRENGTH OF	OPP. STRENGTH	TEAM	ADJ.	CONF.	ADJ CONF.
Average RPI Loss:	176	RECORD	PCT. RANK	GAMES	SCHEDULE	OF SCHEDULE	RPI	RPI	RPI	RPI
DIV. I ONLY	5- 18	309	1- 9	188	297	303	303	19	19	
DIV. I NON-CONF.	3- 7	250	0- 0	236	336	290	290	18	18	
TOTALS	RPI 1-25	RPI 26-50	W-L RECORDS	RPI 51-100	RPI 101-150	RPI 150+				
5- 18	0- 0	0- 0	OVERALL	0- 2	1- 6	4- 10				
3- 7	0- 0	0- 0	HOME	0- 0	1- 3	2- 4				
2- 11	0- 0	0- 0	AWAY	0- 2	0- 3	2- 6				
0- 0	0- 0	0- 0	NEUTRAL	0- 0	0- 0	0- 0				
3- 7	0- 0	0- 0	NON-CONFERENCE	0- 1	0- 1	3- 5				
2- 2	0- 0	0- 0	HOME	0- 0	0- 0	2- 2				
1- 5	0- 0	0- 0	AWAY	0- 1	0- 1	1- 3				
0- 0	0- 0	0- 0	NEUTRAL	0- 0	0- 0	0- 0				
2- 11	0- 0	0- 0	CONFERENCE	0- 1	1- 5	1- 5				
1- 5	0- 0	0- 0	HOME	0- 0	1- 3	0- 2				
1- 6	0- 0	0- 0	AWAY	0- 1	0- 2	1- 3				
0- 0	0- 0	0- 0	NEUTRAL	0- 0	0- 0	0- 0				

RPI S	Opponent	Score	RPI S	Opponent	Score	RPI S	Opponent	Score	RPI S	Opponent	Score	Team's RPI: 303
						64	A Utah	65 78	114	A Northern Colo.	64 75	
						84	A Montana St.	69 86	114	H Northern Colo.	66 69	
									122	A North Dakota	69 88	
									122	H North Dakota	78 80	
									126	H Eastern Wash.	56 47	
									129	H Idaho	80 91	
									132	A Lamar University	60 75	
									174	H New Mexico St.	68 79	
									177	H Idaho St.	51 64	
									179	H CSUN	79 83	
									214	H Weber St.	64 75	
									216	A Grand Canyon	65 76	
									233	A Portland St.	55 56	
									237	A Cal Poly	53 58	
									243	A UC Santa Barbara	51 60	
									282	A Sacramento St.	76 82	
									283	A Southern Utah	77 68	
									300	A UTEP	65 51	
									308	H Denver	82 67	
									310	H Youngstown St.	70 49	
									327	A Montana	59 60	
LAST 12 Division I GAMES:												
			327	A Montana	59 60		129	H Idaho	80 91			
			84	A Montana St.	69 86		126	H Eastern Wash.	56 47			
			214	H Weber St.	64 75		282	A Sacramento St.	76 82			
			177	H Idaho St.	51 64		233	A Portland St.	55 56			
			122	A North Dakota	69 88		114	H Northern Colo.	66 69			
			114	A Northern Colo.	64 75		122	H North Dakota	78 80			

Non-Div I Games: Antelope Valley 109 60

Northern Ariz.

■ Loss,
 ■ Non-Conf, S Site,
 ■ Home
 ■ Away
 N Neutral

Average RPI Win:	236	WON-LOST	WINNING	LAST 10	STRENGTH OF	OPP. STRENGTH	TEAM	ADJ.	CONF.	ADJ CONF.
Average RPI Loss:	104	RECORD	PCT. RANK	GAMES	SCHEDULE	OF SCHEDULE	RPI	RPI	RPI	RPI
DIV. I ONLY	19- 5	25	8- 2	304	196	114	114	19	19	
DIV. I NON-CONF.	7- 3	83	0- 0	271	161	124	124	18	18	
TOTALS	RPI 1-25	RPI 26-50	W-L RECORDS	RPI 51-100	RPI 101-150	RPI 150+				
19- 5	0- 0	0- 0	OVERALL	2- 2	1- 3	16- 0				
10- 2	0- 0	0- 0	HOME	2- 1	0- 1	8- 0				
8- 3	0- 0	0- 0	AWAY	0- 1	1- 2	7- 0				
1- 0	0- 0	0- 0	NEUTRAL	0- 0	0- 0	1- 0				
7- 3	0- 0	0- 0	NON-CONFERENCE	1- 2	0- 1	6- 0				
3- 1	0- 0	0- 0	HOME	1- 1	0- 0	2- 0				
3- 2	0- 0	0- 0	AWAY	0- 1	0- 1	3- 0				
1- 0	0- 0	0- 0	NEUTRAL	0- 0	0- 0	1- 0				
12- 2	0- 0	0- 0	CONFERENCE	1- 0	1- 2	10- 0				
7- 1	0- 0	0- 0	HOME	1- 0	0- 1	6- 0				
5- 1	0- 0	0- 0	AWAY	0- 0	1- 1	4- 0				
0- 0	0- 0	0- 0	NEUTRAL	0- 0	0- 0	0- 0				

RPI S	Opponent	Score	RPI S	Opponent	Score	RPI S	Opponent	Score	RPI S	Opponent	Score	Team's RPI: 114
						54	A Colorado St.	47 58	122	H North Dakota	51 57	
						84	H Montana St.	66 58	126	A Eastern Wash.	61 67	
						85	H Colorado	62 83	129	A Idaho	71 67	
						95	H FGCU	77 74	131	A St. Mary's (CA)	65 75	
									166	A UTSA	73 66	
									177	A Idaho St.	77 62	
									214	A Weber St.	88 79	
									214	H Weber St.	86 62	
									233	H Portland St.	91 62	
									234	A Pacific	60 56	
									238	H San Diego	54 51	
									282	H Sacramento St.	95 88	
									283	A Southern Utah	83 53	
									283	H Southern Utah	74 55	
									285	N Eastern Mich.	58 57	
									303	A Northern Ariz.	69 66	
									303	H Northern Ariz.	75 64	
									308	H Denver	68 48	
									317	A Air Force	71 44	
									327	H Montana	65 46	
LAST 12 Division I GAMES:												
214	H	Weber St.	86	62	214	A	Weber St.	88	79			
126	A	Eastern Wash.	61	67	177	A	Idaho St.	77	62			
129	A	Idaho	71	67	84	H	Montana St.	66	58			
122	H	North Dakota	51	57	327	H	Montana	65	46			
283	H	Southern Utah	74	55	303	A	Northern Ariz.	69	66			
303	H	Northern Ariz.	75	64	283	A	Southern Utah	83	53			

Non-Div I Games: Colo. Christian 90 47

Northern Colo.

Average RPI Win: 199	WON-LOST	WINNING	LAST 10	STRENGTH OF	OPP. STRENGTH	TEAM	ADJ.	CONF.	ADJ CONF.
Average RPI Loss: 85	RECORD	PCT. RANK	GAMES	SCHEDULE	OF SCHEDULE	RPI	RPI	RPI	RPI
DIV. I ONLY	18- 6	46	8- 2	167	118	68	68	10	10
DIV. I NON-CONF.	7- 4	114	0- 0	254	185	129	129	11	11
TOTALS	RPI 1-25	RPI 26-50	W-L RECORDS	RPI 51-100	RPI 101-150	RPI 150+			
18- 6	0- 0	1- 2	OVERALL	2- 3	4- 0	11- 1			
9- 2	0- 0	1- 1	HOME	0- 0	2- 0	6- 1			
9- 3	0- 0	0- 1	AWAY	2- 1	2- 0	5- 0			
0- 1	0- 0	0- 0	NEUTRAL	0- 1	0- 0	0- 0			
7- 4	0- 0	0- 1	NON-CONFERENCE	0- 3	1- 0	6- 0			
4- 0	0- 0	0- 0	HOME	0- 0	1- 0	3- 0			
3- 3	0- 0	0- 1	AWAY	0- 2	0- 0	3- 0			
0- 1	0- 0	0- 0	NEUTRAL	0- 1	0- 0	0- 0			
11- 2	0- 0	1- 1	CONFERENCE	2- 0	3- 0	5- 1			
5- 2	0- 0	1- 1	HOME	0- 0	1- 0	3- 1			
6- 0	0- 0	0- 0	AWAY	2- 0	2- 0	2- 0			
0- 0	0- 0	0- 0	NEUTRAL	0- 0	0- 0	0- 0			

RPI 1-25			RPI 26-50			RPI 51-100			Team's RPI: 68	RPI 101+					
RPI	S	Opponent	Score	RPI	S	Opponent	Score	RPI	S	Opponent	Score	RPI	S	Opponent	Score
				34	A	Drake	86 95	63	N	South Dakota	83 97	109	A	Kent St.	98 97
				41	H	Central Mich.	94 109	69	A	Iowa St.	89 97	109	H	Kent St.	93 72
				45	H	Ohio	88 80	77	A	Buffalo	89 80	144	A	Ball St.	101 96
								81	A	Western Ill.	79 83	146	H	Milwaukee	114 104
								82	A	Toledo	77 73	172	H	Western Mich.	67 62
												209	A	Bradley	81 51
												218	H	SIUE	97 78
												220	A	Miami (OH)	63 61
												220	H	Miami (OH)	89 76
												222	H	Akron	55 84
												276	A	Bowling Green	89 76
												285	H	Eastern Mich.	85 73
												306	H	Illinois St.	108 66
												316	A	Loyola Chicago	90 70
												318	A	UMKC	86 75
												335	H	Chicago St.	94 85
LAST 12 Division I GAMES:															
				220	A	Miami (OH)	63 61	220	H	Miami (OH)	89 76				
				77	A	Buffalo	89 80	222	H	Akron	55 84				
				41	H	Central Mich.	94 109	82	A	Toledo	77 73				
				172	H	Western Mich.	67 62	109	A	Kent St.	98 97				
				144	A	Ball St.	101 96	45	H	Ohio	88 80				
				109	H	Kent St.	93 72	276	A	Bowling Green	89 76				

Non-Div I Games:

Northern Ill.

■ Loss,
 ■ Non-Conf,
 ■ S Site,
 ■ H Home
 ■ A Away
 N Neutral

Average RPI Win: 271	WON-LOST	WINNING	LAST 10	STRENGTH OF	OPP. STRENGTH	TEAM	ADJ.	CONF.	ADJ CONF.
Average RPI Loss: 172	RECORD	PCT. RANK	GAMES	SCHEDULE	OF SCHEDULE	RPI	RPI	RPI	RPI
DIV. I ONLY	7- 19	293	3- 7	211	281	292	292	20	20
DIV. I NON-CONF.	3- 8	262	0- 0	146	296	261	261	21	21
TOTALS	RPI 1-25	RPI 26-50	W-L RECORDS	RPI 51-100	RPI 101-150	RPI 150+			
7- 19	0- 0	0- 3	OVERALL	0- 0	1- 4	6- 12			
3- 8	0- 0	0- 0	HOME	0- 0	0- 2	3- 6			
2- 10	0- 0	0- 2	AWAY	0- 0	0- 2	2- 4			
2- 1	0- 0	0- 0	NEUTRAL	0- 0	1- 0	1- 1			
3- 8	0- 0	0- 2	NON-CONFERENCE	0- 0	1- 1	2- 5			
1- 3	0- 0	0- 0	HOME	0- 0	0- 1	1- 2			
0- 4	0- 0	0- 2	AWAY	0- 0	0- 0	0- 2			
2- 1	0- 0	0- 0	NEUTRAL	0- 0	1- 0	1- 1			
4- 11	0- 0	0- 1	CONFERENCE	0- 0	0- 3	4- 7			
2- 5	0- 0	0- 0	HOME	0- 0	0- 1	2- 4			
2- 6	0- 0	0- 1	AWAY	0- 0	0- 2	2- 3			
0- 0	0- 0	0- 0	NEUTRAL	0- 0	0- 0	0- 0			

RPI 1-25			RPI 26-50			RPI 51-100			RPI 101+ Team's RPI: 292		
RPI	S	Opponent	Score	RPI	S	Opponent	Score	RPI	S	Opponent	Score
				36	A	Green Bay	39 70				
				40	A	Indiana	49 100				
				45	A	Ohio	41 58				
LAST 12 Division I GAMES:											
				185	A	Cleveland St.	58 77				
				310	A	Youngstown St.	73 77				
				311	H	Valparaiso	32 41				
				322	H	Ill.-Chicago	66 49				
				136	A	Wright St.	47 67				
				156	H	Detroit Mercy	53 55				
				159	H	Oakland	47 61				
				322	A	Ill.-Chicago	58 37				
				311	A	Valparaiso	70 55				
				156	A	Detroit Mercy	49 57				
				136	H	Wright St.	63 70				
				310	H	Youngstown St.	87 81				
				322	H	Ill.-Chicago	66 49				
				325	N	Arkansas St.	83 78				

Non-Div I Games: Ind.-East

66 46

Northern Ky.

■ Loss,
 ■ Non-Conf,
 ■ S Site,
 ■ Home
 ■ A Away
 N Neutral

Northwestern

Through Games Of Feb. 17, 2017

Average RPI Win:	170	WON-LOST	WINNING	LAST 10	STRENGTH OF	OPP. STRENGTH	TEAM	ADJ.	CONF.	ADJ CONF.
Average RPI Loss:	43	RECORD	PCT. RANK	GAMES	SCHEDULE	OF SCHEDULE	RPI	RPI	RPI	RPI
DIV. I ONLY	17- 9	90	2- 5	77	75	59	59	6	6	
DIV. I NON-CONF.	11- 2	23	0- 0	175	162	49	49	6	6	
TOTALS	RPI 1-25	RPI 26-50	W-L RECORDS	RPI 51-100	RPI 101-150	RPI 150+				
17- 9	0- 2	2- 4	OVERALL	3- 3	3- 0	9- 0				
13- 2	0- 0	2- 1	HOME	3- 1	1- 0	7- 0				
4- 7	0- 2	0- 3	AWAY	0- 2	2- 0	2- 0				
0- 0	0- 0	0- 0	NEUTRAL	0- 0	0- 0	0- 0				
11- 2	0- 1	0- 0	NON-CONFERENCE	2- 1	3- 0	6- 0				
9- 0	0- 0	0- 0	HOME	2- 0	1- 0	6- 0				
2- 2	0- 1	0- 0	AWAY	0- 1	2- 0	0- 0				
0- 0	0- 0	0- 0	NEUTRAL	0- 0	0- 0	0- 0				
6- 7	0- 1	2- 4	CONFERENCE	1- 2	0- 0	3- 0				
4- 2	0- 0	2- 1	HOME	1- 1	0- 0	1- 0				
2- 5	0- 1	0- 3	AWAY	0- 1	0- 0	2- 0				
0- 0	0- 0	0- 0	NEUTRAL	0- 0	0- 0	0- 0				

RPI 1-25				RPI 26-50				RPI 51-100 Team's RPI: 59				RPI 101+			
RPI	S	Opponent	Score	RPI	S	Opponent	Score	RPI	S	Opponent	Score	RPI	S	Opponent	Score
17	A	DePaul	66 89	27	H	Ohio St.	87 94	55	H	Virginia	69 60	146	A	Milwaukee	65 63
20	A	Maryland	65 96	35	A	Michigan	54 80	62	A	Minnesota	61 71	147	A	Santa Clara	87 75
				40	A	Indiana	38 66	71	H	Penn St.	58 74	149	H	Oral Roberts	64 55
				40	H	Indiana	80 67	75	A	Gonzaga	56 67	161	H	Missouri St.	75 52
				44	A	Iowa	59 78	80	H	Florida	73 68	170	H	Hampton	67 48
				49	H	Michigan St.	76 65	97	H	Purdue	76 60	200	A	Nebraska	62 58
												205	H	Wisconsin	63 43
												211	A	Rutgers	55 37
												258	H	UT Martin	82 59
												267	H	Evansville	88 66
												322	H	Ill.-Chicago	88 44
												335	H	Chicago St.	75 42
LAST 12 Division I GAMES:															
62	A	Minnesota	61 71	35	A	Michigan	54 80								
44	A	Iowa	59 78	49	H	Michigan St.	76 65								
40	A	Indiana	38 66	40	H	Indiana	80 67								
71	H	Penn St.	58 74	20	A	Maryland	65 96								
205	H	Wisconsin	63 43	27	H	Ohio St.	87 94								
211	A	Rutgers	55 37	97	H	Purdue	76 60								

Non-Div I Games:

Northwestern

■ Loss,
 ■ Non-Conf, S Site,
 ■ Home
 ■ Away
 N Neutral

Average RPI Win:	303	WON-LOST	WINNING	LAST 10	STRENGTH OF	OPP. STRENGTH	TEAM	ADJ.	CONF.	ADJ CONF.
Average RPI Loss:	176	RECORD	PCT. RANK	GAMES	SCHEDULE	OF SCHEDULE	RPI	RPI	RPI	RPI
DIV. I ONLY	8- 12	233	5- 5	319	284	293	293	27	27	
DIV. I NON-CONF.	2- 5	259	0- 0	188	170	273	273	27	27	
TOTALS	RPI 1-25	RPI 26-50	W-L RECORDS	RPI 51-100	RPI 101-150	RPI 150+				
8- 12	0- 2	0- 0	OVERALL	0- 0	1- 5	7- 5				
7- 2	0- 0	0- 0	HOME	0- 0	1- 0	6- 2				
1- 10	0- 2	0- 0	AWAY	0- 0	0- 5	1- 3				
0- 0	0- 0	0- 0	NEUTRAL	0- 0	0- 0	0- 0				
2- 5	0- 2	0- 0	NON-CONFERENCE	0- 0	0- 2	2- 1				
2- 1	0- 0	0- 0	HOME	0- 0	0- 0	2- 1				
0- 4	0- 2	0- 0	AWAY	0- 0	0- 2	0- 0				
0- 0	0- 0	0- 0	NEUTRAL	0- 0	0- 0	0- 0				
6- 7	0- 0	0- 0	CONFERENCE	0- 0	1- 3	5- 4				
5- 1	0- 0	0- 0	HOME	0- 0	1- 0	4- 1				
1- 6	0- 0	0- 0	AWAY	0- 0	0- 3	1- 3				
0- 0	0- 0	0- 0	NEUTRAL	0- 0	0- 0	0- 0				

RPI 1-25				RPI 26-50				RPI 51-100				RPI 101+ Team's RPI: 293			
RPI	S	Opponent	Score	RPI	S	Opponent	Score	RPI	S	Opponent	Score	RPI	S	Opponent	Score
4	A	Mississippi St.	30 106									104	A	Abilene Christian	57 79
5	A	Texas	39 86									105	H	SFA	76 72
												112	A	Central Ark.	43 76
												132	A	Lamar University	60 73
												137	A	Arkansas	36 65
												140	A	Memphis	38 54
												270	A	McNeese	52 68
												270	H	McNeese	63 68
												295	H	Nicholls St.	75 58
												299	A	A&M-Corpus Christi	51 60
												305	H	Mississippi Val.	64 68
												330	H	La.-Monroe	67 65
												332	A	Incarinate Word	76 74
												333	A	Southeastern La.	58 69
												333	H	Southeastern La.	89 71
												337	H	Sam Houston St.	78 51
												345	H	Houston Baptist	75 54
												347	H	Jackson St.	83 65
LAST 12 Division I GAMES:															
333	H	Southeastern La.	89 71	270	A	McNeese	52 68								
104	A	Abilene Christian	57 79	337	H	Sam Houston St.	78 51								
345	H	Houston Baptist	75 54	295	H	Nicholls St.	75 58								
105	H	SFA	76 72	299	A	A&M-Corpus Christi	51 60								
132	A	Lamar University	60 73	332	A	Incarinate Word	76 74								
333	A	Southeastern La.	58 69	112	A	Central Ark.	43 76								

Non-Div I Games: LeTourneau 80 68 Louisiana Col. 113 65 LSU-Alexandria 97 76 Central Baptist 93 42 Northwestern St.

Loss, Non-Conf, S Site, H Home A Away N Neutral

2017-2018				Through Games Of Feb. 17, 2017						
Average RPI Win:	82	WON-LOST	WINNING	LAST 10	STRENGTH OF	OPP. STRENGTH	TEAM	ADJ.	CONF.	ADJ CONF.
Average RPI Loss:	16	RECORD	PCT. RANK	GAMES	SCHEDULE	OF SCHEDULE	RPI	RPI	RPI	RPI
DIV. I ONLY	24- 3	5	9- 1	3	5	2	2	3	3	
DIV. I NON-CONF.	12- 2	21	0- 1	2	3	2	2	4	4	
TOTALS	RPI 1-25	RPI 26-50	W-L RECORDS	RPI 51-100	RPI 101-150	RPI 150+				
24- 3	5- 2	4- 1	OVERALL	7- 0	5- 0	3- 0				
12- 1	3- 1	2- 0	HOME	3- 0	3- 0	1- 0				
11- 2	2- 1	2- 1	AWAY	4- 0	2- 0	1- 0				
1- 0	0- 0	0- 0	NEUTRAL	0- 0	0- 0	1- 0				
12- 2	2- 2	4- 0	NON-CONFERENCE	2- 0	2- 0	2- 0				
6- 1	1- 1	2- 0	HOME	0- 0	2- 0	1- 0				
5- 1	1- 1	2- 0	AWAY	2- 0	0- 0	0- 0				
1- 0	0- 0	0- 0	NEUTRAL	0- 0	0- 0	1- 0				
12- 1	3- 0	0- 1	CONFERENCE	5- 0	3- 0	1- 0				
6- 0	2- 0	0- 0	HOME	3- 0	1- 0	0- 0				
6- 1	1- 0	0- 1	AWAY	2- 0	2- 0	1- 0				
0- 0	0- 0	0- 0	NEUTRAL	0- 0	0- 0	0- 0				

RPI	S	Opponent	Score	RPI	S	Opponent	Score	RPI	S	Opponent	Score	RPI	S	Opponent	Score
1	H	UConn	61 72	30	A	North Carolina St.	62 70	53	A	Georgia Tech	55 38	108	A	North Carolina	77 55
6	H	Washington	71 60	36	H	Green Bay	71 67	53	H	Georgia Tech	90 69	111	A	Clemson	84 80
9	H	Duke	62 58	41	H	Central Mich.	107 47	55	H	Virginia	82 74	124	H	TCU	92 59
13	H	Louisville	85 66	44	A	Iowa	73 58	74	A	Virginia Tech	76 59	125	H	Fordham	67 36
17	A	DePaul	75 61	49	A	Michigan St.	79 61	78	H	Wake Forest	92 72	138	H	Pittsburgh	86 54
18	A	Tennessee	69 71					82	A	Toledo	85 68	162	N	Louisiana	91 51
19	A	Miami (FL)	67 55					87	A	Chattanooga	79 58	167	A	Boston College	80 69
												311	H	Valparaiso	114 54
LAST 12 Division I GAMES:															
111	A	Clemson	84 80	108	A	North Carolina	77 55	167	A	Boston College	80 69	18	A	Tennessee	69 71
53	H	Georgia Tech	90 69					138	H	Pittsburgh	86 54	19	A	Miami (FL)	67 55
13	H	Louisville	85 66					78	H	Wake Forest	92 72				
74	A	Virginia Tech	76 59												
55	H	Virginia	82 74												
9	H	Duke	62 58												

Non-Div I Games:

Notre Dame

Oakland

Through Games Of Feb. 17, 2017

Average RPI Win:	259	WON-LOST	WINNING	LAST 10	STRENGTH OF	OPP. STRENGTH	TEAM	ADJ.	CONF.	ADJ CONF.
Average RPI Loss:	101	RECORD	PCT. RANK	GAMES	SCHEDULE	OF SCHEDULE	RPI	RPI	RPI	RPI
DIV. I ONLY	12- 11	159	5- 5	153	224	159	159	20	20	
DIV. I NON-CONF.	4- 5	198	0- 0	238	124	188	188	21	21	
TOTALS	RPI 1-25	RPI 26-50	W-L RECORDS	RPI 51-100	RPI 101-150	RPI 150+				
12- 11	0- 0	1- 5	OVERALL	0- 0	2- 3	9- 3				
7- 4	0- 0	1- 0	HOME	0- 0	1- 2	5- 2				
5- 7	0- 0	0- 5	AWAY	0- 0	1- 1	4- 1				
0- 0	0- 0	0- 0	NEUTRAL	0- 0	0- 0	0- 0				
4- 5	0- 0	0- 4	NON-CONFERENCE	0- 0	0- 1	4- 0				
2- 1	0- 0	0- 0	HOME	0- 0	0- 1	2- 0				
2- 4	0- 0	0- 4	AWAY	0- 0	0- 0	2- 0				
0- 0	0- 0	0- 0	NEUTRAL	0- 0	0- 0	0- 0				
8- 6	0- 0	1- 1	CONFERENCE	0- 0	2- 2	5- 3				
5- 3	0- 0	1- 0	HOME	0- 0	1- 1	3- 2				
3- 3	0- 0	0- 1	AWAY	0- 0	1- 1	2- 1				
0- 0	0- 0	0- 0	NEUTRAL	0- 0	0- 0	0- 0				

RPI 1-25				RPI 26-50				RPI 51-100				RPI 101+ Team's RPI: 159			
RPI	S	Opponent	Score	RPI	S	Opponent	Score	RPI	S	Opponent	Score	RPI	S	Opponent	Score
				35	A	Michigan	63 101					136	A	Wright St.	66 84
				36	A	Green Bay	47 89					136	H	Wright St.	61 73
				36	H	Green Bay	74 71					144	H	Ball St.	59 66
				40	A	Indiana	59 84					146	A	Milwaukee	75 73
				41	A	Central Mich.	67 70					146	H	Milwaukee	77 63
				49	A	Michigan St.	74 81					156	A	Detroit Mercy	61 71
												156	H	Detroit Mercy	71 80
												185	H	Cleveland St.	62 74
												284	H	Vermont	79 55
												291	H	North Dakota St.	95 66
												292	A	Northern Ky.	61 47
												310	H	Youngstown St.	80 54
												311	A	Valparaiso	98 60
												311	H	Valparaiso	104 63
												322	H	Ill.-Chicago	81 58
												324	A	Fort Wayne	82 61
												335	A	Chicago St.	80 60
LAST 12 Division I GAMES:															
				311	A	Valparaiso	98 60					310	H	Youngstown St.	80 54
				156	A	Detroit Mercy	61 71					185	H	Cleveland St.	62 74
				146	H	Milwaukee	77 63					136	H	Wright St.	61 73
				36	H	Green Bay	74 71					36	A	Green Bay	47 89
				136	A	Wright St.	66 84					146	A	Milwaukee	75 73
				292	A	Northern Ky.	61 47					156	H	Detroit Mercy	71 80

Non-Div I Games: Concordia (MI) 99 32 Marygrove 126 31

Oakland

Loss, Non-Conf, S Site, H Home A Away N Neutral

Average RPI Win:	180	WON-LOST	WINNING	LAST 10	STRENGTH OF	OPP. STRENGTH	TEAM	ADJ.	CONF.	ADJ CONF.
Average RPI Loss:	96	RECORD	PCT. RANK	GAMES	SCHEDULE	OF SCHEDULE	RPI	RPI	RPI	RPI
DIV. I ONLY	18- 6	46	7- 3	95	131	45	45	10	10	
DIV. I NON-CONF.	9- 2	37	0- 0	174	196	52	52	11	11	
TOTALS	RPI 1-25	RPI 26-50	W-L RECORDS	RPI 51-100	RPI 101-150	RPI 150+				
18- 6	0- 0	0- 3	OVERALL	5- 1	2- 1	11- 1				
10- 2	0- 0	0- 1	HOME	2- 0	1- 1	7- 0				
8- 4	0- 0	0- 2	AWAY	3- 1	1- 0	4- 1				
0- 0	0- 0	0- 0	NEUTRAL	0- 0	0- 0	0- 0				
9- 2	0- 0	0- 1	NON-CONFERENCE	2- 0	1- 0	6- 1				
6- 0	0- 0	0- 0	HOME	0- 0	1- 0	5- 0				
3- 2	0- 0	0- 1	AWAY	2- 0	0- 0	1- 1				
0- 0	0- 0	0- 0	NEUTRAL	0- 0	0- 0	0- 0				
9- 4	0- 0	0- 2	CONFERENCE	3- 1	1- 1	5- 0				
4- 2	0- 0	0- 1	HOME	2- 0	0- 1	2- 0				
5- 2	0- 0	0- 1	AWAY	1- 1	1- 0	3- 0				
0- 0	0- 0	0- 0	NEUTRAL	0- 0	0- 0	0- 0				

RPI 1-25			RPI 26-50			Team's RPI: 45			RPI 51-100			RPI 101+			
RPI	S	Opponent	Score	RPI	S	Opponent	Score	RPI	S	Opponent	Score	RPI	S	Opponent	Score
				35	A	Michigan	46 69	61	A	IUPUI	71 65	109	H	Kent St.	65 68
				41	A	Central Mich.	59 64	68	A	Northern Ill.	80 88	117	H	Duquesne	64 46
				41	H	Central Mich.	64 70	76	A	Middle Tenn.	73 52	144	A	Ball St.	72 68
								77	H	Buffalo	83 55	172	H	Western Mich.	80 67
								82	A	Toledo	64 55	184	H	Illinois	80 68
								82	H	Toledo	61 55	202	H	Binghamton	63 55
												220	A	Miami (OH)	79 62
												222	A	Akron	85 69
												230	H	Murray St.	79 70
												258	H	UT Martin	72 55
												264	A	High Point	76 48
												276	A	Bowling Green	69 58
												280	A	N.C. A&T	57 63
												285	H	Eastern Mich.	68 51
												292	H	Northern Ky.	58 41
LAST 12 Division I GAMES:															
				41	H	Central Mich.	64 70	285	H	Eastern Mich.	68 51				
				144	A	Ball St.	72 68	82	A	Toledo	64 55				
				82	H	Toledo	61 55	109	H	Kent St.	65 68				
				41	A	Central Mich.	59 64	222	A	Akron	85 69				
				220	A	Miami (OH)	79 62	68	A	Northern Ill.	80 88				
				172	H	Western Mich.	80 67	77	H	Buffalo	83 55				

Non-Div I Games:

Ohio

Average RPI Win:	148	WON-LOST	WINNING	LAST 10	STRENGTH OF	OPP. STRENGTH	TEAM	ADJ.	CONF.	ADJ CONF.
Average RPI Loss:	16	RECORD	PCT. RANK	GAMES	SCHEDULE	OF SCHEDULE	RPI	RPI	RPI	RPI
DIV. I ONLY	23- 5	16	9- 1	74	42	27	27	6	6	
DIV. I NON-CONF.	10- 4	80	0- 0	49	57	66	66	6	6	
TOTALS	RPI 1-25	RPI 26-50	W-L RECORDS	RPI 51-100	RPI 101-150	RPI 150+				
23- 5	0- 4	4- 1	OVERALL	6- 0	2- 0	11- 0				
15- 2	0- 2	2- 0	HOME	2- 0	2- 0	9- 0				
6- 2	0- 1	1- 1	AWAY	3- 0	0- 0	2- 0				
2- 1	0- 1	1- 0	NEUTRAL	1- 0	0- 0	0- 0				
10- 4	0- 4	1- 0	NON-CONFERENCE	1- 0	2- 0	6- 0				
8- 2	0- 2	0- 0	HOME	0- 0	2- 0	6- 0				
0- 1	0- 1	0- 0	AWAY	0- 0	0- 0	0- 0				
2- 1	0- 1	1- 0	NEUTRAL	1- 0	0- 0	0- 0				
13- 1	0- 0	3- 1	CONFERENCE	5- 0	0- 0	5- 0				
7- 0	0- 0	2- 0	HOME	2- 0	0- 0	3- 0				
6- 1	0- 0	1- 1	AWAY	3- 0	0- 0	2- 0				
0- 0	0- 0	0- 0	NEUTRAL	0- 0	0- 0	0- 0				

RPI 1-25				RPI 26-50				Team's RPI: 27	RPI 51-100				RPI 101+			
RPI	S	Opponent	Score	RPI	S	Opponent	Score		RPI	S	Opponent	Score	RPI	S	Opponent	Score
1	A	UConn	63 82	33	N	Syracuse	77 72		59	A	Northwestern	94 87	117	H	Duquesne	89 69
3	H	South Carolina	80 92	35	H	Michigan	96 87		62	A	Minnesota	88 76	142	H	Cincinnati	80 38
7	N	Baylor	68 85	40	A	Indiana	92 82		62	H	Minnesota	87 62	184	H	Illinois	88 64
19	H	Miami (FL)	89 94	44	H	Iowa	88 81		71	H	Penn St.	87 72	185	H	Cleveland St.	96 78
				49	A	Michigan St.	75 94		95	N	FGCU	79 66	200	A	Nebraska	87 69
									97	A	Purdue	61 56	200	H	Nebraska	95 75
													205	A	Wisconsin	96 68
													205	H	Wisconsin	70 61
													219	H	Alabama St.	118 61
													227	H	Southern U.	108 73
													252	H	Canisius	89 56
													328	H	Winthrop	88 48
													338	H	LIU Brooklyn	113 54
LAST 12 Division I GAMES:																
200	A	Nebraska	87 69	184	H	Illinois	88 64									
44	H	Iowa	88 81	205	H	Wisconsin	70 61									
205	A	Wisconsin	96 68	97	A	Purdue	61 56									
71	H	Penn St.	87 72	49	A	Michigan St.	75 94									
200	H	Nebraska	95 75	35	H	Michigan	96 87									
62	A	Minnesota	88 76	59	A	Northwestern	94 87									

Non-Div I Games:

Ohio St.

■ Loss,
■ Non-Conf, S Site,
■ Home
■ Away
N Neutral

Oklahoma

Through Games Of Feb. 17, 2017

Average RPI Win:	110	WON-LOST	WINNING	LAST 10	STRENGTH OF	OPP. STRENGTH	TEAM	ADJ.	CONF.	ADJ CONF.
Average RPI Loss:	49	RECORD	PCT. RANK	GAMES	SCHEDULE	OF SCHEDULE	RPI	RPI	RPI	RPI
DIV. I ONLY	20- 6	34	8- 2	36	16	15	15	4	4	
DIV. I NON-CONF.	9- 3	63	0- 0	54	75	47	47	3	3	
TOTALS	RPI 1-25	RPI 26-50	W-L RECORDS	RPI 51-100	RPI 101-150	RPI 150+				
20- 6	1- 3	3- 1	OVERALL	8- 1	3- 1	5- 0				
13- 1	1- 0	3- 0	HOME	4- 0	2- 1	3- 0				
5- 4	0- 3	0- 1	AWAY	4- 0	1- 0	0- 0				
2- 1	0- 0	0- 0	NEUTRAL	0- 1	0- 0	2- 0				
9- 3	0- 1	2- 0	NON-CONFERENCE	2- 1	0- 1	5- 0				
6- 1	0- 0	2- 0	HOME	1- 0	0- 1	3- 0				
1- 1	0- 1	0- 0	AWAY	1- 0	0- 0	0- 0				
2- 1	0- 0	0- 0	NEUTRAL	0- 1	0- 0	2- 0				
11- 3	1- 2	1- 1	CONFERENCE	6- 0	3- 0	0- 0				
7- 0	1- 0	1- 0	HOME	3- 0	2- 0	0- 0				
4- 3	0- 2	0- 1	AWAY	3- 0	1- 0	0- 0				
0- 0	0- 0	0- 0	NEUTRAL	0- 0	0- 0	0- 0				

RPI	S	Opponent	Score	RPI	S	Opponent	Score	RPI	S	Opponent	Score	RPI	S	Opponent	Score
5	A	Texas	68 86	37	H	South Dakota St.	74 60	54	H	Colorado St.	70 55	124	H	TCU	87 72
7	A	Baylor	58 92	47	H	Little Rock	68 58	69	A	Iowa St.	67 57	143	A	Kansas	84 54
14	A	Kentucky	68 82	50	A	West Virginia	73 83	69	H	Iowa St.	78 63	143	H	Kansas	89 52
22	H	Kansas St.	85 80	50	H	West Virginia	90 87	70	N	California	74 82	149	H	Oral Roberts	67 74
								72	A	Oklahoma St.	66 60	154	H	Tulsa	85 68
								72	H	Oklahoma St.	68 62	182	N	Xavier	81 69
								89	A	BYU	68 61	188	H	Southern Ill.	80 48
								93	A	Texas Tech	64 56	233	N	Portland St.	74 60
								93	H	Texas Tech	66 45	256	H	UTRGV	92 59
LAST 12 Division I GAMES:															
93	A	Texas Tech	64 56	72	H	Oklahoma St.	68 62	5	A	Texas	68 86				
50	H	West Virginia	90 87	93	H	Texas Tech	66 45	69	A	Iowa St.	67 57				
72	A	Oklahoma St.	66 60	50	A	West Virginia	73 83	22	H	Kansas St.	85 80				
143	H	Kansas	89 52												
7	A	Baylor	58 92												
69	H	Iowa St.	78 63												

Non-Div I Games:

Oklahoma

■ Loss,
 ■ Non-Conf, S Site,
 ■ Home
 ■ Away
 N Neutral

Average RPI Win:	157	WON-LOST	WINNING	LAST 10	STRENGTH OF	OPP. STRENGTH	TEAM	ADJ.	CONF.	ADJ CONF.
Average RPI Loss:	35	RECORD	PCT. RANK	GAMES	SCHEDULE	OF SCHEDULE	RPI	RPI	RPI	RPI
DIV. I ONLY	14- 11	135	2- 8	41	29	72	72	4	4	
DIV. I NON-CONF.	10- 1	15	0- 0	95	173	24	24	3	3	
TOTALS	RPI 1-25	RPI 26-50	W-L RECORDS	RPI 51-100	RPI 101-150	RPI 150+				
14- 11	0- 8	0- 1	OVERALL	4- 1	5- 1	5- 0				
10- 4	0- 4	0- 0	HOME	3- 0	2- 0	5- 0				
2- 6	0- 3	0- 1	AWAY	1- 1	1- 1	0- 0				
2- 1	0- 1	0- 0	NEUTRAL	0- 0	2- 0	0- 0				
10- 1	0- 1	0- 0	NON-CONFERENCE	3- 0	2- 0	5- 0				
7- 0	0- 0	0- 0	HOME	2- 0	0- 0	5- 0				
1- 0	0- 0	0- 0	AWAY	1- 0	0- 0	0- 0				
2- 1	0- 1	0- 0	NEUTRAL	0- 0	2- 0	0- 0				
4- 10	0- 7	0- 1	CONFERENCE	1- 1	3- 1	0- 0				
3- 4	0- 4	0- 0	HOME	1- 0	2- 0	0- 0				
1- 6	0- 3	0- 1	AWAY	0- 1	1- 1	0- 0				
0- 0	0- 0	0- 0	NEUTRAL	0- 0	0- 0	0- 0				

RPI 1-25				RPI 26-50				RPI 51-100 Team's RPI: 72				RPI 101+			
RPI	S	Opponent	Score	RPI	S	Opponent	Score	RPI	S	Opponent	Score	RPI	S	Opponent	Score
5	A	Texas	35 66	50	A	West Virginia	53 79	65	H	UNI	81 57	118	N	Long Beach St.	63 57
5	H	Texas	71 85					69	H	Iowa St.	71 59	124	A	TCU	82 67
7	H	Baylor	50 86					91	H	Georgia	71 51	124	H	TCU	88 70
8	N	Oregon St.	54 73					93	A	Texas Tech	65 70	143	A	Kansas	49 67
15	A	Oklahoma	62 68					96	A	Washington St.	79 72	143	H	Kansas	74 70
15	H	Oklahoma	60 66									147	N	Santa Clara	67 53
22	A	Kansas St.	69 74									171	H	Rice	65 51
22	H	Kansas St.	43 63									206	H	Loyola Marymount	66 58
												256	H	UTRGV	86 53
												268	H	Tennessee St.	86 48
												325	H	Arkansas St.	76 34
LAST 12 Division I GAMES:															
124	H	TCU	88 70	143	H	Kansas	74 70								
50	A	West Virginia	53 79	15	A	Oklahoma	62 68								
143	A	Kansas	49 67	22	H	Kansas St.	43 63								
15	H	Oklahoma	60 66	5	A	Texas	35 66								
5	H	Texas	71 85	7	H	Baylor	50 86								
22	A	Kansas St.	69 74	124	A	TCU	82 67								

Non-Div I Games:

Oklahoma St.

■ Loss,
■ Non-Conf,
■ S Site,
■ H Home
■ A Away
N Neutral

Average RPI Win:	222	WON-LOST	WINNING	LAST 10	STRENGTH OF	OPP. STRENGTH	TEAM	ADJ.	CONF.	ADJ CONF.
Average RPI Loss:	91	RECORD	PCT. RANK	GAMES	SCHEDULE	OF SCHEDULE	RPI	RPI	RPI	RPI
DIV. I ONLY	13- 11	148	6- 4	78	175	127	127	14	14	
DIV. I NON-CONF.	5- 6	186	0- 0	56	183	164	164	16	16	
TOTALS	RPI 1-25	RPI 26-50	W-L RECORDS	RPI 51-100	RPI 101-150	RPI 150+				
13- 11	0- 2	0- 1	OVERALL	0- 3	1- 3	12- 2				
9- 4	0- 0	0- 0	HOME	0- 2	1- 2	8- 0				
4- 5	0- 2	0- 0	AWAY	0- 0	0- 1	4- 2				
0- 2	0- 0	0- 1	NEUTRAL	0- 1	0- 0	0- 0				
5- 6	0- 2	0- 1	NON-CONFERENCE	0- 1	1- 1	4- 1				
5- 1	0- 0	0- 0	HOME	0- 0	1- 1	4- 0				
0- 3	0- 2	0- 0	AWAY	0- 0	0- 0	0- 1				
0- 2	0- 0	0- 1	NEUTRAL	0- 1	0- 0	0- 0				
8- 5	0- 0	0- 0	CONFERENCE	0- 2	0- 2	8- 1				
4- 3	0- 0	0- 0	HOME	0- 2	0- 1	4- 0				
4- 2	0- 0	0- 0	AWAY	0- 0	0- 1	4- 1				
0- 0	0- 0	0- 0	NEUTRAL	0- 0	0- 0	0- 0				

RPI 1-25				RPI 26-50				RPI 51-100				RPI 101+ Team's RPI: 127			
RPI	S	Opponent	Score	RPI	S	Opponent	Score	RPI	S	Opponent	Score	RPI	S	Opponent	Score
9	A	Duke	64 92	33	N	Syracuse	66 92	52	N	Dayton	69 77	101	H	Charlotte	75 86
19	A	Miami (FL)	56 66					60	H	Western Ky.	62 67	120	A	Southern Miss.	69 84
								76	H	Middle Tenn.	63 80	141	H	VCU	70 60
												150	H	William & Mary	58 69
												157	A	Louisiana Tech	69 64
												170	H	Hampton	61 58
												171	A	Rice	59 47
												171	H	Rice	81 66
												180	H	UAB	73 61
												189	A	ETSU	60 70
												195	A	North Texas	55 65
												195	H	North Texas	62 47
												232	H	Dartmouth	82 56
												255	H	Marshall	73 69
												261	H	Norfolk St.	65 54
												281	A	FIU	86 64
												329	A	Fla. Atlantic	93 73
												340	H	N.C. Central	83 52
LAST 12 Division I GAMES:															
180	H	UAB	73 61	101	H	Charlotte	75 86								
76	H	Middle Tenn.	63 80	157	A	Louisiana Tech	69 64								
329	A	Fla. Atlantic	93 73	120	A	Southern Miss.	69 84								
281	A	FIU	86 64	60	H	Western Ky.	62 67								
195	H	North Texas	62 47	255	H	Marshall	73 69								
171	H	Rice	81 66	195	A	North Texas	55 65								

Non-Div I Games:

Old Dominion

■ Loss,
■ Non-Conf,
■ S Site,
■ H Home
■ A Away
N Neutral

Average RPI Win:	195	WON-LOST	WINNING	LAST 10	STRENGTH OF	OPP. STRENGTH	TEAM	ADJ.	CONF.	ADJ CONF.
Average RPI Loss:	48	RECORD	PCT. RANK	GAMES	SCHEDULE	OF SCHEDULE	RPI	RPI	RPI	RPI
DIV. I ONLY	16- 10	108	4- 6	106	61	106	106	2	2	
DIV. I NON-CONF.	11- 2	23	0- 0	323	247	118	118	2	2	
TOTALS	RPI 1-25	RPI 26-50	W-L RECORDS	RPI 51-100	RPI 101-150	RPI 150+				
16- 10	1- 5	2- 2	OVERALL	2- 1	2- 2	9- 0				
14- 3	1- 2	2- 0	HOME	1- 0	2- 1	8- 0				
1- 7	0- 3	0- 2	AWAY	1- 1	0- 1	0- 0				
1- 0	0- 0	0- 0	NEUTRAL	0- 0	0- 0	1- 0				
11- 2	0- 0	1- 1	NON-CONFERENCE	0- 1	1- 0	9- 0				
10- 0	0- 0	1- 0	HOME	0- 0	1- 0	8- 0				
0- 2	0- 0	0- 1	AWAY	0- 1	0- 0	0- 0				
1- 0	0- 0	0- 0	NEUTRAL	0- 0	0- 0	1- 0				
5- 8	1- 5	1- 1	CONFERENCE	2- 0	1- 2	0- 0				
4- 3	1- 2	1- 0	HOME	1- 0	1- 1	0- 0				
1- 5	0- 3	0- 1	AWAY	1- 0	0- 1	0- 0				
0- 0	0- 0	0- 0	NEUTRAL	0- 0	0- 0	0- 0				

RPI	S	Opponent	Score	RPI	S	Opponent	Score	RPI	S	Opponent	Score	RPI	S	Opponent	Score	Team's RPI: 106
3	A	South Carolina	46 65	28	H	Oregon	83 67	80	A	Florida	84 75	128	A	Alabama	80 90	
4	A	Mississippi St.	62 73	38	A	Auburn	60 83	83	A	UNLV	57 64	128	H	Alabama	57 65	
4	H	Mississippi St.	44 66	38	H	Auburn	63 59	91	H	Georgia	69 62	137	H	Arkansas	73 64	
14	A	Kentucky	57 89	50	A	West Virginia	61 66					141	H	VCU	77 57	
18	H	Tennessee	67 62									205	N	Wisconsin	69 44	
24	H	LSU	51 62									251	H	Austin Peay	66 38	
												253	H	Jacksonville St.	68 50	
												264	H	High Point	73 62	
												294	H	Lipscomb	76 49	
												305	H	Mississippi Val.	67 30	
												330	H	La.-Monroe	97 40	
												333	H	Southeastern La.	81 31	
												347	H	Jackson St.	89 41	
LAST 12 Division I GAMES:																
38	H	Auburn	63 59	128	H	Alabama	57 65									
4	H	Mississippi St.	44 66	3	A	South Carolina	46 65									
24	H	LSU	51 62	4	A	Mississippi St.	62 73									
80	A	Florida	84 75	18	H	Tennessee	67 62									
91	H	Georgia	69 62	38	A	Auburn	60 83									
14	A	Kentucky	57 89	128	A	Alabama	80 90									

Non-Div I Games:

Ole Miss

■ Loss,
 ■ Non-Conf,
 ■ S Site,
 ■ H Home
 ■ A Away
 N Neutral

Average RPI Win: 225	WON-LOST	WINNING	LAST 10	STRENGTH OF	OPP. STRENGTH	TEAM	ADJ.	CONF.	ADJ CONF.
Average RPI Loss: 101	RECORD	PCT. RANK	GAMES	SCHEDULE	OF SCHEDULE	RPI	RPI	RPI	RPI
DIV. I ONLY	11- 13	198	4- 3	140	139	158	158	11	11
DIV. I NON-CONF.	5- 6	186	1- 1	182	172	162	162	9	9
TOTALS	RPI 1-25	RPI 26-50	W-L RECORDS	RPI 51-100	RPI 101-150	RPI 150+			
11- 13	0- 2	1- 1	OVERALL	1- 5	1- 3	8- 2			
5- 4	0- 1	1- 0	HOME	1- 2	0- 1	3- 0			
5- 9	0- 1	0- 1	AWAY	0- 3	1- 2	4- 2			
1- 0	0- 0	0- 0	NEUTRAL	0- 0	0- 0	1- 0			
5- 6	0- 2	0- 0	NON-CONFERENCE	0- 1	0- 2	5- 1			
2- 1	0- 1	0- 0	HOME	0- 0	0- 0	2- 0			
2- 5	0- 1	0- 0	AWAY	0- 1	0- 2	2- 1			
1- 0	0- 0	0- 0	NEUTRAL	0- 0	0- 0	1- 0			
6- 7	0- 0	1- 1	CONFERENCE	1- 4	1- 1	3- 1			
3- 3	0- 0	1- 0	HOME	1- 2	0- 1	1- 0			
3- 4	0- 0	0- 1	AWAY	0- 2	1- 0	2- 1			
0- 0	0- 0	0- 0	NEUTRAL	0- 0	0- 0	0- 0			

RPI 1-25				RPI 26-50				RPI 51-100				RPI 101+ Team's RPI: 158			
RPI	S	Opponent	Score	RPI	S	Opponent	Score	RPI	S	Opponent	Score	RPI	S	Opponent	Score
21	A	Creighton	45 82	37	A	South Dakota St.	64 76	54	A	Colorado St.	42 69	104	A	Abilene Christian	66 73
22	H	Kansas St.	57 70	37	H	South Dakota St.	83 82	61	A	IUPUI	47 79	116	A	UCF	41 81
								61	H	IUPUI	64 44	149	A	Oral Roberts	64 49
								63	H	South Dakota	52 60	149	H	Oral Roberts	65 67
								81	A	Western Ill.	63 80	195	N	North Texas	85 57
								81	H	Western Ill.	74 78	200	A	Nebraska	58 66
												203	H	Indiana St.	72 45
												242	H	Wofford	89 64
												291	A	North Dakota St.	80 60
												308	A	Denver	82 73
												318	A	UMKC	80 57
												324	A	Fort Wayne	62 65
												324	H	Fort Wayne	63 49
												344	A	Florida A&M	70 50
LAST 12 Division I GAMES:															
195	N	North Texas	85 57	37	H	South Dakota St.	83 82	324	A	Fort Wayne	62 65				
104	A	Abilene Christian	66 73	308	A	Denver	82 73	291	A	North Dakota St.	80 60				
324	H	Fort Wayne	63 49	63	H	South Dakota	52 60	81	H	Western Ill.	74 78				
149	A	Oral Roberts	64 49	61	A	IUPUI	47 79								

Non-Div I Games: Lincoln (MO) 98 49 York (NE) 106 37

Omaha

Loss, Non-Conf, S Site, H Home A Away N Neutral

Oral Roberts

Through Games Of Feb. 17, 2017

Average RPI Win:	203	WON-LOST	WINNING	LAST 10	STRENGTH OF	OPP. STRENGTH	TEAM	ADJ.	CONF.	ADJ CONF.
Average RPI Loss:	87	RECORD	PCT. RANK	GAMES	SCHEDULE	OF SCHEDULE	RPI	RPI	RPI	RPI
DIV. I ONLY	11- 14	208	3- 7	117	93	149	149	11	11	
DIV. I NON-CONF.	6- 5	148	0- 0	163	13	87	87	9	9	
TOTALS	RPI 1-25	RPI 26-50	W-L RECORDS	RPI 51-100	RPI 101-150	RPI 150+				
11- 14	1- 0	0- 5	OVERALL	1- 6	1- 1	8- 2				
5- 5	0- 0	0- 1	HOME	1- 2	0- 0	4- 2				
6- 9	1- 0	0- 4	AWAY	0- 4	1- 1	4- 0				
0- 0	0- 0	0- 0	NEUTRAL	0- 0	0- 0	0- 0				
6- 5	1- 0	0- 3	NON-CONFERENCE	0- 1	1- 1	4- 0				
3- 0	0- 0	0- 0	HOME	0- 0	0- 0	3- 0				
3- 5	1- 0	0- 3	AWAY	0- 1	1- 1	1- 0				
0- 0	0- 0	0- 0	NEUTRAL	0- 0	0- 0	0- 0				
5- 9	0- 0	0- 2	CONFERENCE	1- 5	0- 0	4- 2				
2- 5	0- 0	0- 1	HOME	1- 2	0- 0	1- 2				
3- 4	0- 0	0- 1	AWAY	0- 3	0- 0	3- 0				
0- 0	0- 0	0- 0	NEUTRAL	0- 0	0- 0	0- 0				

RPI 1-25				RPI 26-50				RPI 51-100				RPI 101+				Team's RPI: 149
RPI	S	Opponent	Score	RPI	S	Opponent	Score	RPI	S	Opponent	Score	RPI	S	Opponent	Score	
15	A	Oklahoma	74 67	31	A	Arizona St.	52 79	59	A	Northwestern	55 64	137	A	Arkansas	70 60	
				37	A	South Dakota St.	35 82	61	A	IUPUI	41 53	143	A	Kansas	56 64	
				37	H	South Dakota St.	57 78	61	H	IUPUI	54 45	154	H	Tulsa	76 68	
				44	A	Iowa	76 96	63	A	South Dakota	50 79	158	A	Omaha	67 65	
				47	A	Little Rock	50 56	63	H	South Dakota	47 69	158	H	Omaha	49 64	
								81	A	Western Ill.	72 76	161	H	Missouri St.	78 56	
								81	H	Western Ill.	62 76	258	H	UT Martin	82 53	
												291	A	North Dakota St.	70 50	
												308	H	Denver	45 47	
												324	A	Fort Wayne	75 59	
												324	H	Fort Wayne	82 56	
												345	A	Houston Baptist	75 65	
LAST 12 Division I GAMES:																
63	A	South Dakota	50 79	308	H	Denver	45 47									
158	H	Omaha	49 64	324	A	Fort Wayne	75 59									
37	A	South Dakota St.	35 82	61	A	IUPUI	41 53									
61	H	IUPUI	54 45	37	H	South Dakota St.	57 78									
81	H	Western Ill.	62 76	63	H	South Dakota	47 69									
291	A	North Dakota St.	70 50	81	A	Western Ill.	72 76									

Non-Div I Games: Mid-Amer. Christian98 63 Okla. Sci. & Arts 67 35

Oral Roberts

Loss, Non-Conf, S Site, H Home A Away N Neutral

Oregon

Through Games Of Feb. 17, 2017

Average RPI Win:	128	WON-LOST	WINNING	LAST 10	STRENGTH OF	OPP. STRENGTH	TEAM	ADJ.	CONF.	ADJ CONF.
Average RPI Loss:	31	RECORD	PCT. RANK	GAMES	SCHEDULE	OF SCHEDULE	RPI	RPI	RPI	RPI
DIV. I ONLY	18- 9	84	6- 4	27	11	28	28	1	1	
DIV. I NON-CONF.	10- 2	32	0- 0	130	97	40	40	1	1	
TOTALS	RPI 1-25	RPI 26-50	W-L RECORDS	RPI 51-100	RPI 101-150	RPI 150+				
18- 9	1- 6	1- 1	OVERALL	6- 1	4- 1	6- 0				
10- 3	1- 2	1- 0	HOME	3- 1	2- 0	3- 0				
6- 5	0- 3	0- 1	AWAY	3- 0	2- 1	1- 0				
2- 1	0- 1	0- 0	NEUTRAL	0- 0	0- 0	2- 0				
10- 2	0- 1	1- 0	NON-CONFERENCE	0- 0	3- 1	6- 0				
6- 0	0- 0	1- 0	HOME	0- 0	2- 0	3- 0				
2- 1	0- 0	0- 0	AWAY	0- 0	1- 1	1- 0				
2- 1	0- 1	0- 0	NEUTRAL	0- 0	0- 0	2- 0				
8- 7	1- 5	0- 1	CONFERENCE	6- 1	1- 0	0- 0				
4- 3	1- 2	0- 0	HOME	3- 1	0- 0	0- 0				
4- 4	0- 3	0- 1	AWAY	3- 0	1- 0	0- 0				
0- 0	0- 0	0- 0	NEUTRAL	0- 0	0- 0	0- 0				

RPI S	Opponent	Score	RPI S	Opponent	Score	Team's RPI: 28	RPI S	Opponent	Score	RPI S	Opponent	Score
4 N	Mississippi St.	63 75	31 A	Arizona St.	63 68		57 A	Southern California	59 53	106 A	Ole Miss	67 83
6 H	Washington	77 99	49 H	Michigan St.	88 55		57 H	Southern California	73 50	111 A	Clemson	87 59
8 A	Oregon St.	60 67					64 A	Utah	73 61	113 A	Arizona	79 65
8 H	Oregon St.	40 43					64 H	Utah	84 66	129 H	Idaho	73 70
11 A	UCLA	63 79					70 A	California	69 66	132 H	Lamar University	84 67
11 H	UCLA	84 75					85 H	Colorado	71 66	166 H	UTSA	77 63
12 A	Stanford	60 81					96 H	Washington St.	59 75	194 N	San Jose St.	91 62
										233 N	Portland St.	90 46
										254 H	Portland	81 41
										257 A	Hawaii	86 49
										265 H	CSU Bakersfield	77 62
LAST 12 Division I GAMES:												
64 A	Utah	73 61	8 H	Oregon St.	40 43							
57 H	Southern California	73 50	64 H	Utah	84 66							
11 H	UCLA	84 75	85 H	Colorado	71 66							
31 A	Arizona St.	63 68	11 A	UCLA	63 79							
113 A	Arizona	79 65	57 A	Southern California	59 53							
8 A	Oregon St.	60 67	70 A	California	69 66							

Non-Div I Games:

Oregon

■ Loss,
■ Non-Conf, S Site,
■ Home
■ Away
N Neutral

Average RPI Win:	97	WON-LOST	WINNING	LAST 10	STRENGTH OF	OPP. STRENGTH	TEAM	ADJ.	CONF.	ADJ CONF.
Average RPI Loss:	38	RECORD	PCT. RANK	GAMES	SCHEDULE	OF SCHEDULE	RPI	RPI	RPI	RPI
DIV. I ONLY	24- 3	5	9- 1	18	31	8	8	1	1	
DIV. I NON-CONF.	11- 1	12	0- 0	55	189	17	17	1	1	
TOTALS	RPI 1-25	RPI 26-50	W-L RECORDS	RPI 51-100	RPI 101-150	RPI 150+				
24- 3	3- 1	4- 1	OVERALL	9- 1	4- 0	4- 0				
12- 2	2- 0	1- 1	HOME	3- 1	2- 0	4- 0				
7- 1	1- 1	2- 0	AWAY	3- 0	1- 0	0- 0				
5- 0	0- 0	1- 0	NEUTRAL	3- 0	1- 0	0- 0				
11- 1	0- 0	1- 1	NON-CONFERENCE	3- 0	3- 0	4- 0				
6- 1	0- 0	0- 1	HOME	0- 0	2- 0	4- 0				
0- 0	0- 0	0- 0	AWAY	0- 0	0- 0	0- 0				
5- 0	0- 0	1- 0	NEUTRAL	3- 0	1- 0	0- 0				
13- 2	3- 1	3- 0	CONFERENCE	6- 1	1- 0	0- 0				
6- 1	2- 0	1- 0	HOME	3- 1	0- 0	0- 0				
7- 1	1- 1	2- 0	AWAY	3- 0	1- 0	0- 0				
0- 0	0- 0	0- 0	NEUTRAL	0- 0	0- 0	0- 0				

RPI	S	Opponent	Score	RPI	S	Opponent	Score	RPI	S	Opponent	Score	RPI	S	Opponent	Score
6	H	Washington	73 70	28	A	Oregon	43 40	57	A	Southern California	74 60	102	H	UC Davis	93 52
11	A	UCLA	56 66	28	H	Oregon	67 60	57	H	Southern California	50 70	113	A	Arizona	65 57
11	H	UCLA	68 61	31	A	Arizona St.	54 45	64	H	Utah	70 44	129	N	Idaho	60 49
12	A	Stanford	72 69	43	N	Quinnipiac	75 60	70	A	California	66 56	132	H	Lamar University	88 56
				46	H	Marquette	73 74	72	N	Oklahoma St.	73 54	177	H	Idaho St.	61 38
								83	N	UNLV	62 59	254	H	Portland	62 45
								85	A	Colorado	54 49	278	H	Ark.-Pine Bluff	73 40
								85	H	Colorado	81 57	283	H	Southern Utah	77 38
								89	N	BYU	65 56				
								96	H	Washington St.	80 58				
LAST 12 Division I GAMES:															
85	A	Colorado	54 49	28	A	Oregon	43 40	85	H	Colorado	81 57				
11	H	UCLA	68 61	57	H	Southern California	50 70	64	H	Utah	70 44				
113	A	Arizona	65 57	31	A	Arizona St.	54 45	11	A	UCLA	56 66				
28	H	Oregon	67 60	12	A	Stanford	72 69								

Non-Div I Games:

Oregon St.

Pacific

Through Games Of Feb. 17, 2017

Average RPI Win:	210	WON-LOST	WINNING	LAST 10	STRENGTH OF	OPP. STRENGTH	TEAM	ADJ.	CONF.	ADJ CONF.
Average RPI Loss:	139	RECORD	PCT. RANK	GAMES	SCHEDULE	OF SCHEDULE	RPI	RPI	RPI	RPI
DIV. I ONLY	7- 17	284	2- 8	122	170	234	234	15	15	
DIV. I NON-CONF.	2- 7	284	0- 0	20	193	190	190	13	13	
TOTALS	RPI 1-25	RPI 26-50	W-L RECORDS	RPI 51-100	RPI 101-150	RPI 150+				
7- 17	0- 1	0- 1	OVERALL	1- 3	1- 7	5- 5				
4- 9	0- 0	0- 1	HOME	0- 2	1- 3	3- 3				
3- 8	0- 1	0- 0	AWAY	1- 1	0- 4	2- 2				
0- 0	0- 0	0- 0	NEUTRAL	0- 0	0- 0	0- 0				
2- 7	0- 1	0- 1	NON-CONFERENCE	0- 1	0- 3	2- 1				
1- 5	0- 0	0- 1	HOME	0- 1	0- 2	1- 1				
1- 2	0- 1	0- 0	AWAY	0- 0	0- 1	1- 0				
0- 0	0- 0	0- 0	NEUTRAL	0- 0	0- 0	0- 0				
5- 10	0- 0	0- 0	CONFERENCE	1- 2	1- 4	3- 4				
3- 4	0- 0	0- 0	HOME	0- 1	1- 1	2- 2				
2- 6	0- 0	0- 0	AWAY	1- 1	0- 3	1- 2				
0- 0	0- 0	0- 0	NEUTRAL	0- 0	0- 0	0- 0				

RPI 1-25				RPI 26-50				RPI 51-100				RPI 101+ Team's RPI: 234			
RPI	S	Opponent	Score	RPI	S	Opponent	Score	RPI	S	Opponent	Score	RPI	S	Opponent	Score
11	A	UCLA	55 82	46	H	Marquette	75 89	75	A	Gonzaga	65 63	102	H	UC Davis	87 95
								84	H	Montana St.	66 72	114	H	Northern Colo.	56 60
								89	A	BYU	50 68	118	A	Long Beach St.	58 66
								89	H	BYU	55 68	131	A	St. Mary's (CA)	74 82
												131	H	St. Mary's (CA)	54 63
												139	A	San Francisco	64 67
												139	H	San Francisco	63 60
												147	A	Santa Clara	51 68
												169	H	Fresno St.	67 74
												194	A	San Jose St.	99 96
												206	H	Loyola Marymount	52 65
												238	A	San Diego	71 73
												238	H	San Diego	84 64
												254	A	Portland	84 74
												254	H	Portland	71 78
												265	H	CSU Bakersfield	91 61
												302	A	Pepperdine	58 59
												302	H	Pepperdine	80 79
LAST 12 Division I GAMES:															
254	H	Portland	71 78	206	H	Loyola Marymount	52 65								
147	A	Santa Clara	51 68	89	A	BYU	50 68								
238	A	San Diego	71 73	131	H	St. Mary's (CA)	54 63								
302	H	Pepperdine	80 79	139	H	San Francisco	63 60								
131	A	St. Mary's (CA)	74 82	302	A	Pepperdine	58 59								
139	A	San Francisco	64 67	89	H	BYU	55 68								

Non-Div I Games: UC Merced 111 50 William Jessup 103 65

Pacific

■ Loss,
 ■ Non-Conf, S Site,
 ■ Home
 ■ Away
 N Neutral

Average RPI Win:	191	WON-LOST	WINNING	LAST 10	STRENGTH OF	OPP. STRENGTH	TEAM	ADJ.	CONF.	ADJ CONF.
Average RPI Loss:	91	RECORD	PCT. RANK	GAMES	SCHEDULE	OF SCHEDULE	RPI	RPI	RPI	RPI
DIV. I ONLY	14- 6	67	7- 2	110	130	79	79	9	9	
DIV. I NON-CONF.	6- 6	165	1- 2	218	115	177	177	10	10	
TOTALS	RPI 1-25	RPI 26-50	W-L RECORDS	RPI 51-100	RPI 101-150	RPI 150+				
14- 6	1- 2	0- 0	OVERALL	0- 2	2- 0	11- 2				
4- 5	1- 1	0- 0	HOME	0- 2	0- 0	3- 2				
10- 1	0- 1	0- 0	AWAY	0- 0	2- 0	8- 0				
0- 0	0- 0	0- 0	NEUTRAL	0- 0	0- 0	0- 0				
6- 6	0- 2	0- 0	NON-CONFERENCE	0- 2	0- 0	6- 2				
0- 5	0- 1	0- 0	HOME	0- 2	0- 0	0- 2				
6- 1	0- 1	0- 0	AWAY	0- 0	0- 0	6- 0				
0- 0	0- 0	0- 0	NEUTRAL	0- 0	0- 0	0- 0				
8- 0	1- 0	0- 0	CONFERENCE	0- 0	2- 0	5- 0				
4- 0	1- 0	0- 0	HOME	0- 0	0- 0	3- 0				
4- 0	0- 0	0- 0	AWAY	0- 0	2- 0	2- 0				
0- 0	0- 0	0- 0	NEUTRAL	0- 0	0- 0	0- 0				

RPI	S	Opponent	Score	RPI	S	Opponent	Score	RPI	S	Opponent	Score	RPI	S	Opponent	Score
9	A	Duke	55 68					51	H	Villanova	48 60	121	A	Princeton	62 57
23	H	Temple	53 63					98	H	Saint Joseph's	53 57	133	A	Cornell	61 55
25	H	Harvard	63 43									153	H	Yale	66 55
												155	A	Brown	71 68
												155	H	Brown	86 60
												163	A	UC Riverside	71 55
												165	H	La Salle	56 58
												178	A	Columbia	64 54
												179	A	CSUN	47 36
												202	H	Binghamton	48 61
												228	A	Richmond	47 44
												232	H	Dartmouth	68 38
												309	A	Rhode Island	75 43
												313	A	Lafayette	64 47
												334	A	Wagner	63 39
LAST 12 Division I GAMES:															
155	A	Brown	71 68	51	H	Villanova	48 60	155	H	Brown	86 60				
133	A	Cornell	61 55					153	H	Yale	66 55				
178	A	Columbia	64 54					121	A	Princeton	62 57				
232	H	Dartmouth	68 38					163	A	UC Riverside	71 55				
25	H	Harvard	63 43					179	A	CSUN	47 36				
23	H	Temple	53 63												

Non-Div I Games: Stevens 89 43

Penn

■ Loss,
 ■ Non-Conf,
 ■ S Site,
 ■ H Home
 ■ A Away
 N Neutral

Average RPI Win:	170	WON-LOST	WINNING	LAST 10	STRENGTH OF	OPP. STRENGTH	TEAM	ADJ.	CONF.	ADJ CONF.
Average RPI Loss:	69	RECORD	PCT. RANK	GAMES	SCHEDULE	OF SCHEDULE	RPI	RPI	RPI	RPI
DIV. I ONLY	18- 8	71	7- 3	155	55	71	71	6	6	
DIV. I NON-CONF.	10- 2	32	0- 0	241	116	77	77	6	6	
TOTALS	RPI 1-25	RPI 26-50	W-L RECORDS	RPI 51-100	RPI 101-150	RPI 150+				
18- 8	1- 1	1- 3	OVERALL	3- 3	1- 0	12- 1				
13- 1	1- 0	1- 1	HOME	2- 0	1- 0	8- 0				
4- 6	0- 1	0- 2	AWAY	1- 2	0- 0	3- 1				
1- 1	0- 0	0- 0	NEUTRAL	0- 1	0- 0	1- 0				
10- 2	1- 0	0- 0	NON-CONFERENCE	0- 2	1- 0	8- 0				
7- 0	1- 0	0- 0	HOME	0- 0	1- 0	5- 0				
2- 1	0- 0	0- 0	AWAY	0- 1	0- 0	2- 0				
1- 1	0- 0	0- 0	NEUTRAL	0- 1	0- 0	1- 0				
8- 6	0- 1	1- 3	CONFERENCE	3- 1	0- 0	4- 1				
6- 1	0- 0	1- 1	HOME	2- 0	0- 0	3- 0				
2- 5	0- 1	0- 2	AWAY	1- 1	0- 0	1- 1				
0- 0	0- 0	0- 0	NEUTRAL	0- 0	0- 0	0- 0				

RPI 1-25				RPI 26-50				RPI 51-100				RPI 101+			
RPI	S	Opponent	Score	RPI	S	Opponent	Score	RPI	S	Opponent	Score	RPI	S	Opponent	Score
18	H	Tennessee	70 56	27	A	Ohio St.	72 87	56	N	Georgetown	54 68	138	H	Pittsburgh	91 62
20	A	Maryland	83 89	40	A	Indiana	66 72	58	A	Drexel	60 83	152	H	Iona	80 67
				40	H	Indiana	70 89	59	A	Northwestern	74 58	167	A	Boston College	60 56
				44	H	Iowa	71 58	62	H	Minnesota	77 66	184	A	Illinois	80 62
								97	A	Purdue	51 64	184	H	Illinois	82 66
								97	H	Purdue	79 73	196	H	American	70 65
												200	H	Nebraska	86 69
												205	H	Wisconsin	76 46
												211	A	Rutgers	45 61
												222	H	Akron	84 71
												245	N	Georgia St.	69 42
												255	H	Marshall	82 80
												319	A	Holy Cross	84 48
												320	H	Saint Peter's	106 50
LAST 12 Division I GAMES:															
184	A	Illinois	80 62	40	A	Indiana	66 72								
97	H	Purdue	79 73	200	H	Nebraska	86 69								
62	H	Minnesota	77 66	205	H	Wisconsin	76 46								
59	A	Northwestern	74 58	20	A	Maryland	83 89								
27	A	Ohio St.	72 87	97	A	Purdue	51 64								
184	H	Illinois	82 66	44	H	Iowa	71 58								

Non-Div I Games:

Penn St.

Pepperdine

Through Games Of Feb. 17, 2017

Average RPI Win:	219	WON-LOST	WINNING	LAST 10	STRENGTH OF	OPP. STRENGTH	TEAM	ADJ.	CONF.	ADJ CONF.
Average RPI Loss:	180	RECORD	PCT. RANK	GAMES	SCHEDULE	OF SCHEDULE	RPI	RPI	RPI	RPI
DIV. I ONLY	7- 19	293	2- 8	222	221	302	302	15	15	
DIV. I NON-CONF.	2- 9	293	0- 0	246	339	321	321	13	13	
TOTALS	RPI 1-25	RPI 26-50	W-L RECORDS	RPI 51-100	RPI 101-150	RPI 150+				
7- 19	0- 1	0- 0	OVERALL	1- 4	1- 4	5- 10				
5- 8	0- 1	0- 0	HOME	1- 2	1- 3	3- 2				
2- 11	0- 0	0- 0	AWAY	0- 2	0- 1	2- 8				
0- 0	0- 0	0- 0	NEUTRAL	0- 0	0- 0	0- 0				
2- 9	0- 1	0- 0	NON-CONFERENCE	0- 1	0- 1	2- 6				
1- 4	0- 1	0- 0	HOME	0- 1	0- 1	1- 1				
1- 5	0- 0	0- 0	AWAY	0- 0	0- 0	1- 5				
0- 0	0- 0	0- 0	NEUTRAL	0- 0	0- 0	0- 0				
5- 10	0- 0	0- 0	CONFERENCE	1- 3	1- 3	3- 4				
4- 4	0- 0	0- 0	HOME	1- 1	1- 2	2- 1				
1- 6	0- 0	0- 0	AWAY	0- 2	0- 1	1- 3				
0- 0	0- 0	0- 0	NEUTRAL	0- 0	0- 0	0- 0				

RPI 1-25				RPI 26-50				RPI 51-100				RPI 101+ Team's RPI: 302			
RPI	S	Opponent	Score	RPI	S	Opponent	Score	RPI	S	Opponent	Score	RPI	S	Opponent	Score
9	H	Duke	65 99					75	A	Gonzaga	61 83	118	H	Long Beach St.	41 44
								75	H	Gonzaga	79 69	131	H	St. Mary's (CA)	60 81
								83	H	UNLV	61 68	139	H	San Francisco	81 59
								89	A	BYU	49 88	147	A	Santa Clara	40 61
								89	H	BYU	47 73	147	H	Santa Clara	48 69
												174	A	New Mexico St.	66 75
												206	A	Loyola Marymount	60 72
												234	A	Pacific	79 80
												234	H	Pacific	59 58
												237	A	Cal Poly	52 62
												238	A	San Diego	55 42
												238	H	San Diego	57 40
												243	A	UC Santa Barbara	57 66
												254	A	Portland	55 75
												254	H	Portland	61 71
												265	H	CSU Bakersfield	62 57
												286	H	Nevada	60 69
												308	A	Denver	67 75
												331	A	Utah Valley	65 72
												342	A	Cal St. Fullerton	69 58
LAST 12 Division I GAMES:															
147	H	Santa Clara	48 69	254	A	Portland	55 75								
238	H	San Diego	57 40	131	H	St. Mary's (CA)	60 81								
89	A	BYU	49 88	89	H	BYU	47 73								
234	A	Pacific	79 80	147	A	Santa Clara	40 61								
139	H	San Francisco	81 59	234	H	Pacific	59 58								
75	A	Gonzaga	61 83	238	A	San Diego	55 42								

Non-Div I Games:

Pepperdine

Loss, Non-Conf, S Site, H Home A Away N Neutral

Average RPI Win:	215	WON-LOST	WINNING	LAST 10	STRENGTH OF	OPP. STRENGTH	TEAM	ADJ.	CONF.	ADJ CONF.
Average RPI Loss:	53	RECORD	PCT. RANK	GAMES	SCHEDULE	OF SCHEDULE	RPI	RPI	RPI	RPI
DIV. I ONLY	12- 13	186	3- 7	62	70	138	138	3	3	
DIV. I NON-CONF.	8- 4	97	0- 0	264	265	187	187	4	4	
TOTALS	RPI 1-25	RPI 26-50	W-L RECORDS	RPI 51-100	RPI 101-150	RPI 150+				
12- 13	0- 5	0- 2	OVERALL	2- 3	2- 3	8- 0				
10- 5	0- 2	0- 0	HOME	2- 1	2- 2	6- 0				
0- 8	0- 3	0- 2	AWAY	0- 2	0- 1	0- 0				
2- 0	0- 0	0- 0	NEUTRAL	0- 0	0- 0	2- 0				
8- 4	0- 0	0- 0	NON-CONFERENCE	0- 2	1- 2	7- 0				
6- 2	0- 0	0- 0	HOME	0- 1	1- 1	5- 0				
0- 2	0- 0	0- 0	AWAY	0- 1	0- 1	0- 0				
2- 0	0- 0	0- 0	NEUTRAL	0- 0	0- 0	2- 0				
4- 9	0- 5	0- 2	CONFERENCE	2- 1	1- 1	1- 0				
4- 3	0- 2	0- 0	HOME	2- 0	1- 1	1- 0				
0- 6	0- 3	0- 2	AWAY	0- 1	0- 0	0- 0				
0- 0	0- 0	0- 0	NEUTRAL	0- 0	0- 0	0- 0				

RPI 1-25				RPI 26-50				RPI 51-100				RPI 101+ Team's RPI: 138			
RPI	S	Opponent	Score	RPI	S	Opponent	Score	RPI	S	Opponent	Score	RPI	S	Opponent	Score
2	A	Notre Dame	54 86	30	A	North Carolina St.	42 55	55	H	Virginia	62 54	101	H	Charlotte	63 70
9	A	Duke	48 62	33	A	Syracuse	65 93	71	A	Penn St.	62 91	108	H	North Carolina	68 48
13	A	Louisville	52 73					74	H	Virginia Tech	72 64	111	H	Clemson	46 54
13	H	Louisville	48 63					78	A	Wake Forest	48 57	117	A	Duquesne	54 63
19	H	Miami (FL)	50 82					97	H	Purdue	61 67	133	H	Cornell	56 44
												167	H	Boston College	56 43
												250	H	Loyola Maryland	74 44
												270	N	McNeese	71 65
												287	H	Bryant	76 60
												300	N	UTEP	71 46
												304	H	Mt. St. Mary's	89 54
												310	H	Youngstown St.	63 50
												316	H	Loyola Chicago	59 35
LAST 12 Division I GAMES:															
74	H	Virginia Tech	72 64	30	A	North Carolina St.	42 55	55	H	Virginia	62 54				
9	A	Duke	48 62					108	H	North Carolina	68 48				
111	H	Clemson	46 54					2	A	Notre Dame	54 86				
78	A	Wake Forest	48 57					13	A	Louisville	52 73				
33	A	Syracuse	65 93					167	H	Boston College	56 43				
13	H	Louisville	48 63												

Non-Div I Games: Slippery Rock 94 48

Pittsburgh

■ Loss,
■ Non-Conf,
■ S Site,
■ H Home
■ A Away
N Neutral

Average RPI Win: 255	WON-LOST	WINNING	LAST 10	STRENGTH OF	OPP. STRENGTH	TEAM	ADJ.	CONF.	ADJ CONF.
Average RPI Loss: 124	RECORD	PCT. RANK	GAMES	SCHEDULE	OF SCHEDULE	RPI	RPI	RPI	RPI
DIV. I ONLY	5- 20	316	3- 7	94	129	254	254	15	15
DIV. I NON-CONF.	1- 9	323	0- 0	19	77	221	221	13	13
TOTALS	RPI 1-25	RPI 26-50	W-L RECORDS	RPI 51-100	RPI 101-150	RPI 150+			
5- 20	0- 2	0- 1	OVERALL	0- 6	0- 6	5- 5			
3- 8	0- 1	0- 0	HOME	0- 3	0- 3	3- 1			
2- 11	0- 1	0- 1	AWAY	0- 2	0- 3	2- 4			
0- 1	0- 0	0- 0	NEUTRAL	0- 1	0- 0	0- 0			
1- 9	0- 2	0- 1	NON-CONFERENCE	0- 3	0- 1	1- 2			
1- 2	0- 1	0- 0	HOME	0- 1	0- 0	1- 0			
0- 6	0- 1	0- 1	AWAY	0- 1	0- 1	0- 2			
0- 1	0- 0	0- 0	NEUTRAL	0- 1	0- 0	0- 0			
4- 11	0- 0	0- 0	CONFERENCE	0- 3	0- 5	4- 3			
2- 6	0- 0	0- 0	HOME	0- 2	0- 3	2- 1			
2- 5	0- 0	0- 0	AWAY	0- 1	0- 2	2- 2			
0- 0	0- 0	0- 0	NEUTRAL	0- 0	0- 0	0- 0			

RPI 1-25				RPI 26-50				RPI 51-100				RPI 101+ Team's RPI: 254			
RPI	S	Opponent	Score	RPI	S	Opponent	Score	RPI	S	Opponent	Score	RPI	S	Opponent	Score
6	H	Washington	53 83	28	A	Oregon	41 81	57	N	Southern California	54 67	102	A	UC Davis	52 66
8	A	Oregon St.	45 62					75	A	Gonzaga	55 67	131	A	St. Mary's (CA)	76 92
								75	H	Gonzaga	50 85	131	H	St. Mary's (CA)	65 75
								84	H	Montana St.	66 70	139	H	San Francisco	56 75
								88	A	Boise St.	60 74	147	A	Santa Clara	56 68
								89	H	BYU	38 77	147	H	Santa Clara	44 56
												206	A	Loyola Marymount	54 69
												206	H	Loyola Marymount	71 56
												214	A	Weber St.	37 76
												233	H	Portland St.	79 68
												234	A	Pacific	78 71
												234	H	Pacific	74 84
												238	A	San Diego	40 57
												286	A	Nevada	59 72
												302	A	Pepperdine	71 61
												302	H	Pepperdine	75 55
LAST 12 Division I GAMES:															
234	A	Pacific	78 71	302	H	Pepperdine	75 55								
206	H	Loyola Marymount	71 56	75	H	Gonzaga	50 85								
131	H	St. Mary's (CA)	65 75	139	H	San Francisco	56 75								
89	H	BYU	38 77	206	A	Loyola Marymount	54 69								
147	A	Santa Clara	56 68	131	A	St. Mary's (CA)	76 92								
238	A	San Diego	40 57	75	A	Gonzaga	55 67								

Non-Div I Games: Alas. Anchorage 66 57

Portland

■ Loss,
 ■ Non-Conf,
 ■ S Site,
 ■ Home
 ■ A Away
 N Neutral

Average RPI Win:	274	WON-LOST	WINNING	LAST 10	STRENGTH OF	OPP. STRENGTH	TEAM	ADJ.	CONF.	ADJ CONF.
Average RPI Loss:	138	RECORD	PCT. RANK	GAMES	SCHEDULE	OF SCHEDULE	RPI	RPI	RPI	RPI
DIV. I ONLY	10- 14	218	4- 6	276	188	233	233	19	19	
DIV. I NON-CONF.	5- 6	186	0- 0	317	123	229	229	18	18	
TOTALS	RPI 1-25	RPI 26-50	W-L RECORDS	RPI 51-100	RPI 101-150	RPI 150+				
10- 14	0- 1	0- 1	OVERALL	1- 2	0- 5	9- 5				
5- 3	0- 0	0- 0	HOME	1- 0	0- 2	4- 1				
3- 9	0- 0	0- 0	AWAY	0- 0	0- 0	3- 1				
2- 2	0- 1	0- 1	NEUTRAL	0- 0	0- 0	2- 0				
5- 6	0- 1	0- 1	NON-CONFERENCE	0- 1	0- 1	5- 2				
2- 0	0- 0	0- 0	HOME	0- 0	0- 0	2- 0				
1- 4	0- 0	0- 0	AWAY	0- 1	0- 1	1- 2				
2- 2	0- 1	0- 1	NEUTRAL	0- 0	0- 0	2- 0				
5- 8	0- 0	0- 0	CONFERENCE	1- 1	0- 4	4- 3				
3- 3	0- 0	0- 0	HOME	1- 0	0- 2	2- 1				
2- 5	0- 0	0- 0	AWAY	0- 1	0- 2	2- 2				
0- 0	0- 0	0- 0	NEUTRAL	0- 0	0- 0	0- 0				

RPI 1-25				RPI 26-50				RPI 51-100				RPI 101+ Team's RPI: 233			
RPI	S	Opponent	Score	RPI	S	Opponent	Score	RPI	S	Opponent	Score	RPI	S	Opponent	Score
15	N	Oklahoma	60 74	28	N	Oregon	46 90	84	A	Montana St.	76 83	113	A	Arizona	52 75
								84	H	Montana St.	69 65	114	A	Northern Colo.	62 91
								88	A	Boise St.	76 94	122	A	North Dakota	61 65
												126	H	Eastern Wash.	62 68
												129	H	Idaho	66 72
												177	A	Idaho St.	47 53
												179	A	CSUN	72 99
												214	A	Weber St.	75 85
												226	A	Seattle U	79 71
												254	A	Portland	68 79
												277	N	Kennesaw St.	71 61
												282	A	Sacramento St.	88 86
												282	H	Sacramento St.	68 77
												283	H	Southern Utah	81 74
												292	N	Northern Ky.	77 54
												303	H	Northern Ariz.	56 55
												326	H	UC Irvine	79 73
												327	A	Montana	64 44
												342	H	Cal St. Fullerton	81 73
LAST 12 Division I GAMES:															
				84	H	Montana St.	69 65	84	A	Montana St.	76 83				
				214	A	Weber St.	75 85	327	A	Montana	64 44				
				177	A	Idaho St.	47 53	283	H	Southern Utah	81 74				
				126	H	Eastern Wash.	62 68	303	H	Northern Ariz.	56 55				
				129	H	Idaho	66 72	282	A	Sacramento St.	88 86				
				282	H	Sacramento St.	68 77	114	A	Northern Colo.	62 91				

Non-Div I Games: Pacific Union 93 61

Portland St.

■ Loss,
 ■ Non-Conf,
 ■ S Site,
 ■ Home
 ■ A Away
 N Neutral

Average RPI Win:	273	WON-LOST	WINNING	LAST 10	STRENGTH OF	OPP. STRENGTH	TEAM	ADJ.	CONF.	ADJ CONF.
Average RPI Loss:	190	RECORD	PCT. RANK	GAMES	SCHEDULE	OF SCHEDULE	RPI	RPI	RPI	RPI
DIV. I ONLY	8- 16	261	3- 7	254	332	301	301	30	30	
DIV. I NON-CONF.	5- 7	205	0- 0	105	256	170	170	30	30	
TOTALS	RPI 1-25	RPI 26-50	W-L RECORDS	RPI 51-100	RPI 101-150	RPI 150+				
8- 16	0- 2	0- 0	OVERALL	0- 2	0- 1	8- 11				
7- 2	0- 0	0- 0	HOME	0- 0	0- 0	7- 2				
0- 14	0- 0	0- 0	AWAY	0- 0	0- 0	0- 1				
1- 0	0- 0	0- 0	NEUTRAL	0- 0	0- 0	1- 0				
5- 7	0- 2	0- 0	NON-CONFERENCE	0- 2	0- 1	5- 2				
4- 0	0- 0	0- 0	HOME	0- 0	0- 0	4- 0				
0- 7	0- 2	0- 0	AWAY	0- 2	0- 1	0- 2				
1- 0	0- 0	0- 0	NEUTRAL	0- 0	0- 0	1- 0				
3- 9	0- 0	0- 0	CONFERENCE	0- 0	0- 0	3- 9				
3- 2	0- 0	0- 0	HOME	0- 0	0- 0	3- 2				
0- 7	0- 0	0- 0	AWAY	0- 0	0- 0	0- 7				
0- 0	0- 0	0- 0	NEUTRAL	0- 0	0- 0	0- 0				

RPI	S	Opponent	Score	RPI	S	Opponent	Score	RPI	S	Opponent	Score	RPI	S	Opponent	Score	Team's RPI: 301
16	A	Texas A&M	62 90					90	A	SMU	54 61	105	A	SFA	64 88	
17	A	DePaul	62 94					93	A	Texas Tech	43 85	164	H	Texas St.	64 60	
												171	A	Rice	57 68	
												201	A	Texas Southern	51 73	
												201	H	Texas Southern	62 70	
												217	A	Grambling	55 60	
												217	H	Grambling	51 49	
												219	H	Alabama St.	61 75	
												221	H	Bethune-Cookman	66 64	
												227	A	Southern U.	72 86	
												255	N	Marshall	78 68	
												256	A	UTRGV	74 82	
												278	A	Ark.-Pine Bluff	47 64	
												290	A	Alcorn	55 62	
												295	H	Nicholls St.	69 67	
												305	A	Mississippi Val.	55 64	
												337	H	Sam Houston St.	75 65	
												347	A	Jackson St.	60 74	
												347	H	Jackson St.	73 63	
												349	H	Alabama A&M	71 47	
LAST 12 Division I GAMES:																
217	A	Grambling	55 60	305	A	Mississippi Val.	55 64									
347	A	Jackson St.	60 74	217	H	Grambling	51 49									
201	A	Texas Southern	51 73	347	H	Jackson St.	73 63									
219	H	Alabama St.	61 75	201	H	Texas Southern	62 70									
349	H	Alabama A&M	71 47	290	A	Alcorn	55 62									
278	A	Ark.-Pine Bluff	47 64	227	A	Southern U.	72 86									

Non-Div I Games:

Prairie View

Loss, Non-Conf, S Site, H Home A Away N Neutral

Presbyterian

Through Games Of Feb. 17, 2017

Average RPI Win:	269	WON-LOST	WINNING	LAST 10	STRENGTH OF	OPP. STRENGTH	TEAM	ADJ.	CONF.	ADJ CONF.
Average RPI Loss:	166	RECORD	PCT. RANK	GAMES	SCHEDULE	OF SCHEDULE	RPI	RPI	RPI	RPI
DIV. I ONLY	10- 14	218	6- 4	205	309	223	223	28	28	
DIV. I NON-CONF.	2- 9	293	0- 0	85	253	222	222	28	28	
TOTALS	RPI 1-25	RPI 26-50	W-L RECORDS	RPI 51-100	RPI 101-150	RPI 150+				
10- 14	0- 0	0- 1	OVERALL	0- 4	1- 1	9- 8				
5- 5	0- 0	0- 0	HOME	0- 2	1- 0	4- 3				
5- 8	0- 0	0- 1	AWAY	0- 2	0- 1	5- 4				
0- 1	0- 0	0- 0	NEUTRAL	0- 0	0- 0	0- 1				
2- 9	0- 0	0- 1	NON-CONFERENCE	0- 4	0- 1	2- 3				
0- 3	0- 0	0- 0	HOME	0- 2	0- 0	0- 1				
2- 5	0- 0	0- 1	AWAY	0- 2	0- 1	2- 1				
0- 1	0- 0	0- 0	NEUTRAL	0- 0	0- 0	0- 1				
8- 5	0- 0	0- 0	CONFERENCE	0- 0	1- 0	7- 5				
5- 2	0- 0	0- 0	HOME	0- 0	1- 0	4- 2				
3- 3	0- 0	0- 0	AWAY	0- 0	0- 0	3- 3				
0- 0	0- 0	0- 0	NEUTRAL	0- 0	0- 0	0- 0				

RPI S	Opponent	Score	RPI S	Opponent	Score	RPI S	Opponent	Score	RPI S	Opponent	Score	Team's RPI: 223
40	A Indiana	37 71	73	H Belmont	58 83	101	A Charlotte	63 71	135	H Radford	58 54	
			74	A Virginia Tech	36 67	151	A East Carolina	46 54	201	N Texas Southern	62 74	
			75	A Gonzaga	39 79	210	A UNCG	69 62	213	H Campbell	39 49	
			87	H Chattanooga	48 56	236	A UNC Asheville	52 47	236	H UNC Asheville	60 67	
						241	A Liberty	60 68	241	H Liberty	56 55	
						246	A Charleston So.	34 52	246	H Charleston So.	50 48	
						264	A High Point	60 87	307	A Gardner-Webb	56 55	
						307	H Gardner-Webb	58 47	321	H USC Upstate	48 55	
						328	A Winthrop	78 39	336	H Longwood	65 55	
						340	A N.C. Central	72 63				
LAST 12 Division I GAMES:												
307	H Gardner-Webb	58 47	236	H UNC Asheville	60 67							
241	H Liberty	56 55	328	A Winthrop	78 39							
236	A UNC Asheville	52 47	246	H Charleston So.	50 48							
246	A Charleston So.	34 52	213	H Campbell	39 49							
135	H Radford	58 54	241	A Liberty	60 68							
264	A High Point	60 87	307	A Gardner-Webb	56 55							

Non-Div I Games:

Presbyterian

■ Loss,
 ■ Non-Conf,
 ■ S Site,
 ■ H Home
 ■ A Away
 N Neutral

Average RPI Win:	202	WON-LOST	WINNING	LAST 10	STRENGTH OF	OPP. STRENGTH	TEAM	ADJ.	CONF.	ADJ CONF.
Average RPI Loss:	86	RECORD	PCT. RANK	GAMES	SCHEDULE	OF SCHEDULE	RPI	RPI	RPI	RPI
DIV. I ONLY	12- 9	130	7- 3	133	101	121	121	9	9	
DIV. I NON-CONF.	6- 7	182	2- 2	227	59	192	192	10	10	
TOTALS	RPI 1-25	RPI 26-50	W-L RECORDS	RPI 51-100	RPI 101-150	RPI 150+				
12- 9	1- 1	0- 1	OVERALL	0- 3	1- 3	10- 1				
7- 4	1- 0	0- 0	HOME	0- 2	0- 1	6- 1				
5- 5	0- 1	0- 1	AWAY	0- 1	1- 2	4- 0				
0- 0	0- 0	0- 0	NEUTRAL	0- 0	0- 0	0- 0				
6- 7	0- 1	0- 1	NON-CONFERENCE	0- 2	0- 3	6- 0				
4- 2	0- 0	0- 0	HOME	0- 1	0- 1	4- 0				
2- 5	0- 1	0- 1	AWAY	0- 1	0- 2	2- 0				
0- 0	0- 0	0- 0	NEUTRAL	0- 0	0- 0	0- 0				
6- 2	1- 0	0- 0	CONFERENCE	0- 1	1- 0	4- 1				
3- 2	1- 0	0- 0	HOME	0- 1	0- 0	2- 1				
3- 0	0- 0	0- 0	AWAY	0- 0	1- 0	2- 0				
0- 0	0- 0	0- 0	NEUTRAL	0- 0	0- 0	0- 0				

RPI S	Opponent	Score	RPI S	Opponent	Score	RPI S	Opponent	Score	RPI S	Opponent	Score	Team's RPI: 121
22	A Kansas St.	42 60	48	A George Washington	45 56	52	H Dayton	56 62	115	H Rider	62 70	
25	H Harvard	63 58				53	A Georgia Tech	51 67	123	A Delaware	62 66	
						79	H Penn	57 62	125	A Fordham	55 57	
									133	A Cornell	58 54	
									153	A Yale	69 47	
									153	H Yale	74 62	
									155	H Brown	88 98	
									178	A Columbia	62 52	
									199	H Seton Hall	94 67	
									204	A UMBC	69 58	
									211	H Rutgers	64 34	
									232	H Dartmouth	85 55	
									294	A Lipscomb	71 43	
									313	H Lafayette	65 27	
									334	H Wagner	107 44	
LAST 12 Division I GAMES:												
153	A Yale	69 47	155	H Brown	88 98							
178	A Columbia	62 52	79	H Penn	57 62							
133	A Cornell	58 54	294	A Lipscomb	71 43							
25	H Harvard	63 58	53	A Georgia Tech	51 67							
232	H Dartmouth	85 55	334	H Wagner	107 44							
153	H Yale	74 62	22	A Kansas St.	42 60							

Non-Div I Games:

Princeton

■ Loss,
 ■ Non-Conf, S Site,
 ■ Home
 ■ Away
 N Neutral

Providence

Through Games Of Feb. 17, 2017

Average RPI Win:	215	WON-LOST	WINNING	LAST 10	STRENGTH OF	OPP. STRENGTH	TEAM	ADJ.	CONF.	ADJ CONF.
Average RPI Loss:	84	RECORD	PCT. RANK	GAMES	SCHEDULE	OF SCHEDULE	RPI	RPI	RPI	RPI
DIV. I ONLY	10- 16	238	1- 9	99	82	176	176	7	7	
DIV. I NON-CONF.	8- 3	67	0- 0	297	260	108	108	7	7	
TOTALS	RPI 1-25	RPI 26-50	W-L RECORDS	RPI 51-100	RPI 101-150	RPI 150+				
10- 16	0- 4	1- 1	OVERALL	0- 6	0- 0	9- 5				
5- 6	0- 2	1- 0	HOME	0- 3	0- 0	4- 1				
3- 10	0- 2	0- 1	AWAY	0- 3	0- 0	3- 4				
2- 0	0- 0	0- 0	NEUTRAL	0- 0	0- 0	2- 0				
8- 3	0- 0	0- 0	NON-CONFERENCE	0- 0	0- 0	8- 3				
3- 0	0- 0	0- 0	HOME	0- 0	0- 0	3- 0				
3- 3	0- 0	0- 0	AWAY	0- 0	0- 0	3- 3				
2- 0	0- 0	0- 0	NEUTRAL	0- 0	0- 0	2- 0				
2- 13	0- 4	1- 1	CONFERENCE	0- 6	0- 0	1- 2				
2- 6	0- 2	1- 0	HOME	0- 3	0- 0	1- 1				
0- 7	0- 2	0- 1	AWAY	0- 3	0- 0	0- 1				
0- 0	0- 0	0- 0	NEUTRAL	0- 0	0- 0	0- 0				

RPI 1-25				RPI 26-50				RPI 51-100				RPI 101+ Team's RPI: 176			
RPI	S	Opponent	Score	RPI	S	Opponent	Score	RPI	S	Opponent	Score	RPI	S	Opponent	Score
17	A	DePaul	56 61	46	A	Marquette	74 79	51	A	Villanova	43 61	155	A	Brown	70 77
17	H	DePaul	55 64	46	H	Marquette	66 64	51	H	Villanova	59 64	167	A	Boston College	53 57
21	A	Creighton	57 88					56	A	Georgetown	70 72	175	A	Hartford	77 65
21	H	Creighton	51 58					56	H	Georgetown	39 71	178	A	Columbia	64 66
								67	A	St. John's (NY)	50 60	182	H	Xavier	51 54
								67	H	St. John's (NY)	47 71	199	A	Seton Hall	43 55
												202	H	Binghamton	71 58
												208	A	UNCW	65 49
												220	N	Miami (OH)	75 59
												224	A	Monmouth	62 58
												239	H	Butler	68 51
												260	H	Colgate	92 85
												287	N	Bryant	62 51
												291	H	North Dakota St.	86 63
LAST 12 Division I GAMES:															
67	H	St. John's (NY)	47 71	67	A	St. John's (NY)	50 60								
21	A	Creighton	57 88	199	A	Seton Hall	43 55								
51	A	Villanova	43 61	21	H	Creighton	51 58								
56	A	Georgetown	70 72	56	H	Georgetown	39 71								
17	H	DePaul	55 64	51	H	Villanova	59 64								
46	H	Marquette	66 64	46	A	Marquette	74 79								

Non-Div I Games:

Providence

■ Loss,
 ■ Non-Conf,
 ■ S Site,
 ■ H Home
 ■ A Away
 N Neutral

P
u
r
d
u
eP
u
r
d
u
e

Purdue

Page 232

Quinnipiac

Through Games Of Feb. 17, 2017

Average RPI Win:	197	WON-LOST	WINNING	LAST 10	STRENGTH OF	OPP. STRENGTH	TEAM	ADJ.	CONF.	ADJ CONF.
Average RPI Loss:	107	RECORD	PCT. RANK	GAMES	SCHEDULE	OF SCHEDULE	RPI	RPI	RPI	RPI
DIV. I ONLY	21- 6	31	7- 3	109	192	43	43	18	18	
DIV. I NON-CONF.	7- 3	83	0- 0	11	129	16	16	17	17	
TOTALS	RPI 1-25	RPI 26-50	W-L RECORDS	RPI 51-100	RPI 101-150	RPI 150+				
21- 6	0- 2	0- 1	OVERALL	2- 0	3- 0	16- 3				
11- 1	0- 0	0- 1	HOME	1- 0	1- 0	9- 0				
8- 4	0- 0	0- 0	AWAY	1- 0	1- 0	6- 1				
2- 1	0- 1	0- 0	NEUTRAL	0- 0	1- 0	1- 0				
7- 3	0- 2	0- 1	NON-CONFERENCE	2- 0	1- 0	4- 0				
2- 1	0- 0	0- 1	HOME	1- 0	0- 0	1- 0				
3- 1	0- 1	0- 0	AWAY	1- 0	0- 0	2- 0				
2- 1	0- 1	0- 0	NEUTRAL	0- 0	1- 0	1- 0				
14- 3	0- 0	0- 0	CONFERENCE	0- 0	2- 0	12- 3				
9- 0	0- 0	0- 0	HOME	0- 0	1- 0	8- 0				
5- 3	0- 0	0- 0	AWAY	0- 0	1- 0	4- 3				
0- 0	0- 0	0- 0	NEUTRAL	0- 0	0- 0	0- 0				

RPI 1-25				RPI 26-50				Team's RPI: 43		RPI 51-100				RPI 101+			
RPI	S	Opponent	Score	RPI	S	Opponent	Score		RPI	S	Opponent	Score	RPI	S	Opponent	Score	
8	N	Oregon St.	60 75	49	H	Michigan St.	54 71		52	A	Dayton	63 60	115	A	Rider	91 79	
23	A	Temple	68 71						95	H	FGCU	66 56	115	H	Rider	79 53	
													118	N	Long Beach St.	63 60	
													152	A	Iona	44 58	
													152	H	Iona	53 45	
													168	H	Northeastern	76 59	
													174	N	New Mexico St.	49 46	
													175	A	Hartford	82 59	
													187	A	Fairfield	52 65	
													187	H	Fairfield	60 55	
													190	A	Siena	76 60	
													190	H	Siena	73 47	
													224	A	Monmouth	58 61	
													224	H	Monmouth	74 54	
													229	H	Marist	79 57	
													231	A	Niagara	71 64	
													231	H	Niagara	61 45	
													252	A	Canisius	64 53	
													271	H	Manhattan	81 38	
													319	A	Holy Cross	78 55	
													320	A	Saint Peter's	84 51	
													320	H	Saint Peter's	82 47	
LAST 12 Division I GAMES:																	
152	H	Iona	53 45	231	H	Niagara	61 45										
190	A	Siena	76 60	115	H	Rider	79 53										
229	H	Marist	79 57	224	A	Monmouth	58 61										
224	H	Monmouth	74 54	187	H	Fairfield	60 55										
187	A	Fairfield	52 65	271	H	Manhattan	81 38										
152	A	Iona	44 58	252	A	Canisius	64 53										

Non-Div I Games:

Quinnipiac

Loss, Non-Conf, S Site, H Home A Away N Neutral

Average RPI Win: 259	WON-LOST	WINNING	LAST 10	STRENGTH OF	OPP. STRENGTH	TEAM	ADJ.	CONF.	ADJ CONF.
Average RPI Loss: 163	RECORD	PCT. RANK	GAMES	SCHEDULE	OF SCHEDULE	RPI	RPI	RPI	RPI
DIV. I ONLY	16- 6	59	7- 3	331	215	135	135	28	28
DIV. I NON-CONF.	6- 3	97	0- 0	256	44	84	84	28	28
TOTALS	RPI 1-25	RPI 26-50	W-L RECORDS	RPI 51-100	RPI 101-150	RPI 150+			
16- 6	0- 1	0- 0	OVERALL	1- 1	0- 0	15- 4			
8- 0	0- 0	0- 0	HOME	0- 0	0- 0	8- 0			
8- 6	0- 0	0- 0	AWAY	1- 1	0- 0	7- 0			
0- 0	0- 0	0- 0	NEUTRAL	0- 0	0- 0	0- 0			
6- 3	0- 1	0- 0	NON-CONFERENCE	1- 1	0- 0	5- 1			
2- 0	0- 0	0- 0	HOME	0- 0	0- 0	2- 0			
4- 3	0- 1	0- 0	AWAY	1- 1	0- 0	3- 1			
0- 0	0- 0	0- 0	NEUTRAL	0- 0	0- 0	0- 0			
10- 3	0- 0	0- 0	CONFERENCE	0- 0	0- 0	10- 3			
6- 0	0- 0	0- 0	HOME	0- 0	0- 0	6- 0			
4- 3	0- 0	0- 0	AWAY	0- 0	0- 0	4- 3			
0- 0	0- 0	0- 0	NEUTRAL	0- 0	0- 0	0- 0			

RPI 1-25				RPI 26-50				RPI 51-100				RPI 101+ Team's RPI: 135			
RPI	S	Opponent	Score	RPI	S	Opponent	Score	RPI	S	Opponent	Score	RPI	S	Opponent	Score
14	A	Kentucky	36 59					74	A	Virginia Tech	52 71	181	A	George Mason	56 70
								78	A	Wake Forest	68 60	197	A	Appalachian St.	57 54
												210	A	UNCG	70 54
												213	A	Campbell	61 42
												223	A	Presbyterian	54 58
												236	A	UNC Asheville	64 62
												241	A	Liberty	48 49
												241	H	Liberty	76 68
												246	A	Charleston So.	45 57
												246	H	Charleston So.	67 59
												263	H	Tennessee Tech	79 46
												264	H	High Point	59 56
												275	A	Davidson	44 40
												288	H	Western Caro.	67 39
												307	H	Gardner-Webb	67 57
												328	A	Winthrop	60 50
												328	H	Winthrop	74 49
												336	A	Longwood	74 34
												336	H	Longwood	73 55
LAST 12 Division I GAMES:															
336	A	Longwood	74 34	241	H	Liberty	76 68								
246	H	Charleston So.	67 59	246	A	Charleston So.	45 57								
241	A	Liberty	48 49	264	H	High Point	59 56								
328	H	Winthrop	74 49	336	H	Longwood	73 55								
223	A	Presbyterian	54 58	213	A	Campbell	61 42								
236	A	UNC Asheville	64 62	328	A	Winthrop	60 50								

Non-Div I Games: Concord 78 51 Davis & Elkins 67 57

Radford

Loss, Non-Conf, S Site, H Home A Away N Neutral

Rhode Island

Through Games Of Feb. 17, 2017

Average RPI Win:	252	WON-LOST	WINNING	LAST 10	STRENGTH OF	OPP. STRENGTH	TEAM	ADJ.	CONF.	ADJ CONF.
Average RPI Loss:	154	RECORD	PCT. RANK	GAMES	SCHEDULE	OF SCHEDULE	RPI	RPI	RPI	RPI
DIV. I ONLY	4- 22	329	0- 10	182	161	309	309	12	12	
DIV. I NON-CONF.	4- 8	230	0- 0	213	197	246	246	12	12	
TOTALS	RPI 1-25	RPI 26-50	W-L RECORDS	RPI 51-100	RPI 101-150	RPI 150+				
4- 22	0- 0	0- 3	OVERALL	0- 4	0- 4	4- 11				
2- 9	0- 0	0- 2	HOME	0- 2	0- 2	2- 3				
2- 12	0- 0	0- 1	AWAY	0- 2	0- 2	2- 7				
0- 1	0- 0	0- 0	NEUTRAL	0- 0	0- 0	0- 1				
4- 8	0- 0	0- 2	NON-CONFERENCE	0- 2	0- 1	4- 3				
2- 3	0- 0	0- 1	HOME	0- 1	0- 0	2- 1				
2- 4	0- 0	0- 1	AWAY	0- 1	0- 1	2- 1				
0- 1	0- 0	0- 0	NEUTRAL	0- 0	0- 0	0- 1				
0- 14	0- 0	0- 1	CONFERENCE	0- 2	0- 3	0- 8				
0- 6	0- 0	0- 1	HOME	0- 1	0- 2	0- 2				
0- 8	0- 0	0- 0	AWAY	0- 1	0- 1	0- 6				
0- 0	0- 0	0- 0	NEUTRAL	0- 0	0- 0	0- 0				

RPI	S	Opponent	Score	RPI	S	Opponent	Score	RPI	S	Opponent	Score	RPI	S	Opponent	Score	Team's RPI: 309
33	A	Syracuse	49 95	52	A	Dayton	51 81	107	H	Saint Louis	50 68	125	H	Fordham	69 74	
48	H	George Washington	44 72	79	H	Penn	43 75	141	A	VCU	57 68	143	A	Kansas	36 72	
49	H	Michigan St.	48 85	82	A	Toledo	50 65	155	A	Brown	65 76	165	A	La Salle	51 70	
				98	H	Saint Joseph's	49 75	165	H	La Salle	49 58	181	A	George Mason	51 60	
								187	A	Fairfield	72 65	225	A	St. Bonaventure	69 78	
								228	A	Richmond	51 67	228	H	Richmond	53 58	
								229	H	Marist	82 61	232	H	Dartmouth	52 62	
								248	H	Samford	78 63	275	A	Davidson	64 74	
								287	N	Bryant	56 62	289	A	Massachusetts	67 68	
								343	A	UMass Lowell	64 57					
LAST 12 Division I GAMES:																
181	A	George Mason	51 60	98	H	Saint Joseph's	49 75	107	H	Saint Louis	50 68	141	A	VCU	57 68	
275	A	Davidson	64 74	228	H	Richmond	53 58	165	A	La Salle	51 70	289	A	Massachusetts	67 68	
48	H	George Washington	44 72	228	H	Richmond	53 58	165	A	La Salle	51 70					
228	A	Richmond	51 67	165	A	La Salle	51 70									
165	H	La Salle	49 58	52	A	Dayton	51 81									

Non-Div I Games:

Rhode Island

■ Loss,
 ■ Non-Conf,
 ■ S Site,
 ■ H Home
 ■ A Away
 N Neutral

Average RPI Win:	254	WON-LOST	WINNING	LAST 10	STRENGTH OF	OPP. STRENGTH	TEAM	ADJ.	CONF.	ADJ CONF.
Average RPI Loss:	118	RECORD	PCT. RANK	GAMES	SCHEDULE	OF SCHEDULE	RPI	RPI	RPI	RPI
DIV. I ONLY	14- 9	116	6- 4	286	184	171	171	14	14	
DIV. I NON-CONF.	8- 2	49	0- 0	335	321	138	138	16	16	
TOTALS	RPI 1-25	RPI 26-50	W-L RECORDS	RPI 51-100	RPI 101-150	RPI 150+				
14- 9	0- 1	0- 0	OVERALL	0- 2	2- 3	12- 3				
7- 4	0- 0	0- 0	HOME	0- 0	1- 2	6- 2				
7- 5	0- 1	0- 0	AWAY	0- 2	1- 1	6- 1				
0- 0	0- 0	0- 0	NEUTRAL	0- 0	0- 0	0- 0				
8- 2	0- 1	0- 0	NON-CONFERENCE	0- 1	0- 0	8- 0				
4- 0	0- 0	0- 0	HOME	0- 0	0- 0	4- 0				
4- 2	0- 1	0- 0	AWAY	0- 1	0- 0	4- 0				
0- 0	0- 0	0- 0	NEUTRAL	0- 0	0- 0	0- 0				
6- 7	0- 0	0- 0	CONFERENCE	0- 1	2- 3	4- 3				
3- 4	0- 0	0- 0	HOME	0- 0	1- 2	2- 2				
3- 3	0- 0	0- 0	AWAY	0- 1	1- 1	2- 1				
0- 0	0- 0	0- 0	NEUTRAL	0- 0	0- 0	0- 0				

RPI 1-25				RPI 26-50				RPI 51-100				RPI 101+ Team's RPI: 171			
RPI	S	Opponent	Score	RPI	S	Opponent	Score	RPI	S	Opponent	Score	RPI	S	Opponent	Score
24	A	LSU	55 66					72	A	Oklahoma St.	51 65	101	A	Charlotte	55 52
								76	A	Middle Tenn.	61 71	101	H	Charlotte	51 69
												120	H	Southern Miss.	76 68
												127	A	Old Dominion	66 81
												127	H	Old Dominion	47 59
												157	H	Louisiana Tech	67 70
												166	A	UTSA	66 61
												180	A	UAB	61 62
												195	A	North Texas	51 49
												195	H	North Texas	69 77
												201	A	Texas Southern	52 49
												216	H	Grand Canyon	64 50
												281	H	FIU	74 55
												299	H	A&M-Corpus Christi	70 36
												301	H	Prairie View	68 57
												329	H	Fla. Atlantic	89 55
												330	A	La.-Monroe	93 50
												332	A	Incarnate Word	60 43
												337	H	Sam Houston St.	77 51
												345	A	Houston Baptist	79 53
LAST 12 Division I GAMES:															
166	A	UTSA	66 61	120	H	Southern Miss.	76 68								
329	H	Fla. Atlantic	89 55	157	H	Louisiana Tech	67 70								
281	H	FIU	74 55	195	A	North Texas	51 49								
195	H	North Texas	69 77	180	A	UAB	61 62								
101	A	Charlotte	55 52	76	A	Middle Tenn.	61 71								
127	A	Old Dominion	66 81	101	H	Charlotte	51 69								

Non-Div I Games: Huston-Tillotson 96 62

Rice

Average RPI Win: 259		WON-LOST	WINNING	LAST 10	STRENGTH OF	OPP. STRENGTH	TEAM	ADJ.	CONF.	ADJ CONF.
Average RPI Loss: 135		RECORD	PCT. RANK	GAMES	SCHEDULE	OF SCHEDULE	RPI	RPI	RPI	RPI
DIV. I ONLY		13- 14	183	5- 5	294	164	228	228	12	12
DIV. I NON-CONF.		6- 7	182	0- 0	276	286	249	249	12	12
TOTALS		RPI 1-25	RPI 26-50	W-L RECORDS	RPI 51-100	RPI 101-150	RPI 150+			
13- 14	0- 0		0- 0	OVERALL	1- 3	0- 5	12- 6			
6- 7	0- 0		0- 0	HOME	1- 2	0- 1	5- 4			
5- 6	0- 0		0- 0	AWAY	0- 1	0- 4	5- 1			
2- 1	0- 0		0- 0	NEUTRAL	0- 0	0- 0	2- 1			
6- 7	0- 0		0- 0	NON-CONFERENCE	0- 2	0- 1	6- 4			
2- 4	0- 0		0- 0	HOME	0- 2	0- 0	2- 2			
2- 2	0- 0		0- 0	AWAY	0- 0	0- 1	2- 1			
2- 1	0- 0		0- 0	NEUTRAL	0- 0	0- 0	2- 1			
7- 7	0- 0		0- 0	CONFERENCE	1- 1	0- 4	6- 2			
4- 3	0- 0		0- 0	HOME	1- 0	0- 1	3- 2			
3- 4	0- 0		0- 0	AWAY	0- 1	0- 3	3- 0			
0- 0	0- 0		0- 0	NEUTRAL	0- 0	0- 0	0- 0			

[illegible]

Non-Div I Games:

Richmond

Loss, Non-Conf, S Site, H Home A Away N Neutral

Average RPI Win: 235	WON-LOST	WINNING	LAST 10	STRENGTH OF	OPP. STRENGTH	TEAM	ADJ.	CONF.	ADJ CONF.
Average RPI Loss: 136	RECORD	PCT. RANK	GAMES	SCHEDULE	OF SCHEDULE	RPI	RPI	RPI	RPI
DIV. I ONLY	20- 6	34	8- 2	296	189	115	115	18	18
DIV. I NON-CONF.	6- 3	97	0- 0	321	201	159	159	17	17
TOTALS	RPI 1-25	RPI 26-50	W-L RECORDS	RPI 51-100	RPI 101-150	RPI 150+			
20- 6	0- 0	0- 2	OVERALL	0- 0	1- 1	19- 3			
9- 2	0- 0	0- 1	HOME	0- 0	0- 0	9- 1			
11- 3	0- 0	0- 1	AWAY	0- 0	1- 1	10- 1			
0- 1	0- 0	0- 0	NEUTRAL	0- 0	0- 0	0- 1			
6- 3	0- 0	0- 0	NON-CONFERENCE	0- 0	1- 1	5- 2			
3- 0	0- 0	0- 0	HOME	0- 0	0- 0	3- 0			
3- 2	0- 0	0- 0	AWAY	0- 0	1- 1	2- 1			
0- 1	0- 0	0- 0	NEUTRAL	0- 0	0- 0	0- 1			
14- 3	0- 0	0- 2	CONFERENCE	0- 0	0- 0	14- 1			
6- 2	0- 0	0- 1	HOME	0- 0	0- 0	6- 1			
8- 1	0- 0	0- 1	AWAY	0- 0	0- 0	8- 0			
0- 0	0- 0	0- 0	NEUTRAL	0- 0	0- 0	0- 0			

RPI 1-25				RPI 26-50				RPI 51-100				RPI 101+ Team's RPI: 115			
RPI	S	Opponent	Score	RPI	S	Opponent	Score	RPI	S	Opponent	Score	RPI	S	Opponent	Score
				43	A	Quinnipiac	53 79					116	A	UCF	30 49
				43	H	Quinnipiac	79 91					121	A	Princeton	70 62
												152	A	Iona	52 36
												152	H	Iona	85 65
												165	H	La Salle	74 61
												187	H	Fairfield	67 68
												190	A	Siena	62 61
												190	H	Siena	72 70
												192	A	Towson	79 75
												199	A	Seton Hall	81 89
												224	A	Monmouth	71 69
												225	N	St. Bonaventure	47 60
												229	A	Marist	69 56
												229	H	Marist	65 46
												231	A	Niagara	78 58
												252	A	Canisius	71 70
												252	H	Canisius	61 50
												271	A	Manhattan	53 36
												271	H	Manhattan	73 64
												296	A	Lehigh	75 68
												313	H	Lafayette	76 58
												320	A	Saint Peter's	56 43
												320	H	Saint Peter's	47 46
												323	H	St. Francis Brooklyn	77 60
LAST 12 Division I GAMES:															
				229	H	Marist	65 46					271	H	Manhattan	73 64
				252	H	Canisius	61 50					43	A	Quinnipiac	53 79
				152	A	Iona	52 36					320	A	Saint Peter's	56 43
				190	H	Siena	72 70					187	H	Fairfield	67 68
				224	A	Monmouth	71 69					229	A	Marist	69 56
				320	H	Saint Peter's	47 46					190	A	Siena	62 61

Non-Div I Games:

Rider

■ Loss,
 ■ Non-Conf,
 ■ S Site,
 ■ H Home
 ■ A Away
 N Neutral

Average RPI Win:	301	WON-LOST	WINNING	LAST 10	STRENGTH OF	OPP. STRENGTH	TEAM	ADJ.	CONF.	ADJ CONF.
Average RPI Loss:	185	RECORD	PCT. RANK	GAMES	SCHEDULE	OF SCHEDULE	RPI	RPI	RPI	RPI
DIV. I ONLY	16- 9	96	9- 1	340	317	212	212	31	31	
DIV. I NON-CONF.	4- 6	209	0- 0	288	176	213	213	32	32	
TOTALS	RPI 1-25	RPI 26-50	W-L RECORDS	RPI 51-100	RPI 101-150	RPI 150+				
16- 9	0- 0	0- 1	OVERALL	0- 1	1- 2	15- 5				
6- 3	0- 0	0- 0	HOME	0- 0	0- 0	6- 3				
10- 5	0- 0	0- 1	AWAY	0- 1	1- 1	9- 2				
0- 1	0- 0	0- 0	NEUTRAL	0- 0	0- 1	0- 0				
4- 6	0- 0	0- 1	NON-CONFERENCE	0- 1	1- 2	3- 2				
1- 1	0- 0	0- 0	HOME	0- 0	0- 0	1- 1				
3- 4	0- 0	0- 1	AWAY	0- 1	1- 1	2- 1				
0- 1	0- 0	0- 0	NEUTRAL	0- 0	0- 1	0- 0				
12- 3	0- 0	0- 0	CONFERENCE	0- 0	0- 0	12- 3				
5- 2	0- 0	0- 0	HOME	0- 0	0- 0	5- 2				
7- 1	0- 0	0- 0	AWAY	0- 0	0- 0	7- 1				
0- 0	0- 0	0- 0	NEUTRAL	0- 0	0- 0	0- 0				

RPI 1-25			RPI 26-50			RPI 51-100			RPI 101+ Team's RPI: 212		
RPI	S	Opponent	Score	RPI	S	Opponent	Score	RPI	S	Opponent	Score
				44	A	Iowa	60 81	94	A	Vanderbilt	59 75
								109	A	Kent St.	68 65
								119	N	Stetson	60 68
								123	A	Delaware	65 67
								198	A	Sacred Heart	59 69
								224	H	Monmouth	56 69
								259	H	Howard	59 42
								262	A	Saint Francis (PA)	70 68
								262	H	Saint Francis (PA)	55 70
								281	A	FIU	57 59
								287	H	Bryant	62 46
								304	A	Mt. St. Mary's	50 44
								304	H	Mt. St. Mary's	70 58
								313	A	Lafayette	62 51
								314	A	Central Conn. St.	62 39
								314	H	Central Conn. St.	55 46
								323	A	St. Francis Brooklyn	61 54
								323	H	St. Francis Brooklyn	49 56
								334	A	Wagner	82 63
								334	H	Wagner	74 41
								338	A	LIU Brooklyn	64 54
								338	H	LIU Brooklyn	83 42
								339	A	Morgan St.	58 44
								341	A	Fairleigh Dickinson	66 64
LAST 12 Division I GAMES:											
314	A	Central Conn. St.	62 39	304	A	Mt. St. Mary's	50 44				
304	H	Mt. St. Mary's	70 58	314	H	Central Conn. St.	55 46				
334	H	Wagner	74 41	287	H	Bryant	62 46				
338	A	LIU Brooklyn	64 54	262	H	Saint Francis (PA)	55 70				
323	A	St. Francis Brooklyn	61 54	334	A	Wagner	82 63				
262	A	Saint Francis (PA)	70 68	338	H	LIU Brooklyn	83 42				

Non-Div I Games: Point Park 69 52

Robert Morris

■ Loss,
 ■ Non-Conf,
 ■ S Site,
 ■ Home
 ■ A Away
 N Neutral

Average RPI Win:	146	WON-LOST	WINNING	LAST 10	STRENGTH OF	OPP. STRENGTH	TEAM	ADJ.	CONF.	ADJ CONF.
Average RPI Loss:	80	RECORD	PCT. RANK	GAMES	SCHEDULE	OF SCHEDULE	RPI	RPI	RPI	RPI
DIV. I ONLY	6- 21	308	1- 9	45	48	211	211	6	6	
DIV. I NON-CONF.	3- 10	280	0- 0	16	52	185	185	6	6	
TOTALS	RPI 1-25	RPI 26-50	W-L RECORDS	RPI 51-100	RPI 101-150	RPI 150+				
6- 21	0- 3	1- 6	OVERALL	2- 7	0- 1	3- 4				
6- 8	0- 2	1- 3	HOME	2- 3	0- 0	3- 0				
0- 13	0- 1	0- 3	AWAY	0- 4	0- 1	0- 4				
0- 0	0- 0	0- 0	NEUTRAL	0- 0	0- 0	0- 0				
3- 10	0- 2	0- 2	NON-CONFERENCE	1- 4	0- 1	2- 1				
3- 4	0- 2	0- 1	HOME	1- 1	0- 0	2- 0				
0- 6	0- 0	0- 1	AWAY	0- 3	0- 1	0- 1				
0- 0	0- 0	0- 0	NEUTRAL	0- 0	0- 0	0- 0				
3- 11	0- 1	1- 4	CONFERENCE	1- 3	0- 0	1- 3				
3- 4	0- 0	1- 2	HOME	1- 2	0- 0	1- 0				
0- 7	0- 1	0- 2	AWAY	0- 1	0- 0	0- 3				
0- 0	0- 0	0- 0	NEUTRAL	0- 0	0- 0	0- 0				

RPI 1-25				RPI 26-50				RPI 51-100				RPI 101+ Team's RPI: 211			
RPI	S	Opponent	Score	RPI	S	Opponent	Score	RPI	S	Opponent	Score	RPI	S	Opponent	Score
9	H	Duke	32 68	29	A	Elon	54 66	55	A	Virginia	54 62	121	A	Princeton	34 64
20	A	Maryland	71 80	35	A	Michigan	50 63	59	H	Northwestern	37 55	173	A	Houston	51 53
23	H	Temple	37 48	39	H	James Madison	76 82	62	A	Minnesota	46 80	184	A	Illinois	41 78
				40	H	Indiana	52 63	66	H	Bucknell	57 53	199	H	Seton Hall	53 45
				44	A	Iowa	57 71	67	A	St. John's (NY)	39 65	200	A	Nebraska	58 62
				44	H	Iowa	59 71	71	H	Penn St.	61 45	205	A	Wisconsin	41 53
				49	H	Michigan St.	62 58	78	A	Wake Forest	43 55	205	H	Wisconsin	68 52
								87	H	Chattanooga	53 66	287	H	Bryant	50 42
								97	H	Purdue	42 55				
LAST 12 Division I GAMES:															
205	A	Wisconsin	41 53	20	A	Maryland	71 80								
97	H	Purdue	42 55	44	H	Iowa	59 71								
62	A	Minnesota	46 80	49	H	Michigan St.	62 58								
40	H	Indiana	52 63	200	A	Nebraska	58 62								
44	A	Iowa	57 71	184	A	Illinois	41 78								
59	H	Northwestern	37 55	205	H	Wisconsin	68 52								

Non-Div I Games:

Rutgers

■ Loss,
■ Non-Conf,
■ S Site,
■ H Home
■ A Away
N Neutral

Average RPI Win:	249	WON-LOST	WINNING	LAST 10	STRENGTH OF	OPP. STRENGTH	TEAM	ADJ.	CONF.	ADJ CONF.
Average RPI Loss:	118	RECORD	PCT. RANK	GAMES	SCHEDULE	OF SCHEDULE	RPI	RPI	RPI	RPI
DIV. I ONLY	16- 5	38	7- 3	247	285	105	105	27	27	
DIV. I NON-CONF.	6- 2	63	0- 0	166	209	56	56	27	27	
TOTALS	RPI 1-25	RPI 26-50	W-L RECORDS	RPI 51-100	RPI 101-150	RPI 150+				
16- 5	0- 1	0- 0	OVERALL	0- 1	3- 2	13- 1				
7- 2	0- 0	0- 0	HOME	0- 0	1- 2	6- 0				
9- 3	0- 1	0- 0	AWAY	0- 1	2- 0	7- 1				
0- 0	0- 0	0- 0	NEUTRAL	0- 0	0- 0	0- 0				
6- 2	0- 1	0- 0	NON-CONFERENCE	0- 1	1- 0	5- 0				
2- 0	0- 0	0- 0	HOME	0- 0	0- 0	2- 0				
4- 2	0- 1	0- 0	AWAY	0- 1	1- 0	3- 0				
0- 0	0- 0	0- 0	NEUTRAL	0- 0	0- 0	0- 0				
10- 3	0- 0	0- 0	CONFERENCE	0- 0	2- 2	8- 1				
5- 2	0- 0	0- 0	HOME	0- 0	1- 2	4- 0				
5- 1	0- 0	0- 0	AWAY	0- 0	1- 0	4- 1				
0- 0	0- 0	0- 0	NEUTRAL	0- 0	0- 0	0- 0				

RPI 1-25				RPI 26-50				RPI 51-100				RPI 101+ Team's RPI: 105			
RPI	S	Opponent	Score	RPI	S	Opponent	Score	RPI	S	Opponent	Score	RPI	S	Opponent	Score
16	A	Texas A&M	48 63					63	A	South Dakota	74 80	103	A	UT Arlington	65 60
												104	A	Abilene Christian	70 61
												104	H	Abilene Christian	73 80
												112	H	Central Ark.	63 67
												132	H	Lamar University	74 66
												157	A	Louisiana Tech	60 58
												181	A	George Mason	77 76
												207	H	New Orleans	88 61
												270	A	McNeese	96 65
												293	A	Northwestern St.	72 76
												295	A	Nicholls St.	82 77
												295	H	Nicholls St.	80 55
												298	A	Coppin St.	72 57
												299	H	A&M-Corpus Christi	64 56
												301	H	Prairie View	88 64
												327	H	Montana	54 46
												332	A	Incarnate Word	94 75
												337	A	Sam Houston St.	83 65
												345	H	Houston Baptist	86 49
LAST 12 Division I GAMES:															
104	H	Abilene Christian	73 80	112	H	Central Ark.	63 67								
132	H	Lamar University	74 66	332	A	Incarnate Word	94 75								
295	A	Nicholls St.	82 77	295	H	Nicholls St.	80 55								
293	A	Northwestern St.	72 76	104	A	Abilene Christian	70 61								
337	A	Sam Houston St.	83 65	299	H	A&M-Corpus Christi	64 56								
207	H	New Orleans	88 61	270	A	McNeese	96 65								

Non-Div I Games: Okla. Panhandle 77 43 Tex. Permian Basin 89 70 LSU-Shreveport 93 56

SFA

Average RPI Win:	270	WON-LOST	WINNING	LAST 10	STRENGTH OF	OPP. STRENGTH	TEAM	ADJ.	CONF.	ADJ CONF.
Average RPI Loss:	149	RECORD	PCT. RANK	GAMES	SCHEDULE	OF SCHEDULE	RPI	RPI	RPI	RPI
DIV. I ONLY	10- 16	238	6- 4	139	300	218	218	26	26	
DIV. I NON-CONF.	3- 9	275	0- 0	34	271	199	199	26	26	
TOTALS	RPI 1-25	RPI 26-50	W-L RECORDS	RPI 51-100	RPI 101-150	RPI 150+				
10- 16	0- 0	0- 2	OVERALL	0- 5	0- 2	10- 7				
7- 3	0- 0	0- 0	HOME	0- 1	0- 0	7- 2				
2- 10	0- 0	0- 2	AWAY	0- 2	0- 2	2- 4				
1- 3	0- 0	0- 0	NEUTRAL	0- 2	0- 0	1- 1				
3- 9	0- 0	0- 2	NON-CONFERENCE	0- 4	0- 2	3- 1				
2- 1	0- 0	0- 0	HOME	0- 1	0- 0	2- 0				
0- 5	0- 0	0- 2	AWAY	0- 1	0- 2	0- 0				
1- 3	0- 0	0- 0	NEUTRAL	0- 2	0- 0	1- 1				
7- 7	0- 0	0- 0	CONFERENCE	0- 1	0- 0	7- 6				
5- 2	0- 0	0- 0	HOME	0- 0	0- 0	5- 2				
2- 5	0- 0	0- 0	AWAY	0- 1	0- 0	2- 4				
0- 0	0- 0	0- 0	NEUTRAL	0- 0	0- 0	0- 0				

RPI S	Opponent	Score	RPI S	Opponent	Score	RPI S	Opponent	Score	RPI S	Opponent	Score	Team's RPI: 218
26	A Missouri	60 72	63	N South Dakota	68 75	107	A Saint Louis	49 90				
37	A South Dakota St.	49 82	68	A Northern Ill.	78 97	119	A Stetson	68 78				
			73	A Belmont	67 94	188	H Southern Ill.	60 59				
			81	H Western Ill.	74 76	191	A Morehead St.	66 69				
			94	N Vanderbilt	63 73	221	N Bethune-Cookman	78 83				
						230	H Murray St.	77 84				
						251	A Austin Peay	62 85				
						251	H Austin Peay	76 69				
						253	H Jacksonville St.	69 62				
						258	A UT Martin	70 68				
						258	H UT Martin	72 82				
						263	H Tennessee Tech	60 49				
						268	H Tennessee St.	73 52				
						272	A Southeast Mo. St.	74 78				
						272	H Southeast Mo. St.	70 69				
						297	A Eastern Ky.	63 75				
						306	H Illinois St.	92 80				
						312	A Eastern Ill.	75 59				
						331	N Utah Valley	71 64				
LAST 12 Division I GAMES:												
251	H Austin Peay	76 69	268	H Tennessee St.	73 52							
258	H UT Martin	72 82	258	A UT Martin	70 68							
272	A Southeast Mo. St.	74 78	272	H Southeast Mo. St.	70 69							
253	H Jacksonville St.	69 62	230	H Murray St.	77 84							
73	A Belmont	67 94	251	A Austin Peay	62 85							
312	A Eastern Ill.	75 59	191	A Morehead St.	66 69							

Non-Div I Games: Mo.-St. Louis 59 49

SIUE

Loss, Non-Conf, S Site, H Home A Away N Neutral

Average RPI Win:	169	WON-LOST	WINNING	LAST 10	STRENGTH OF	OPP. STRENGTH	TEAM	ADJ.	CONF.	ADJ CONF.
Average RPI Loss:	76	RECORD	PCT. RANK	GAMES	SCHEDULE	OF SCHEDULE	RPI	RPI	RPI	RPI
DIV. I ONLY	13- 12	162	3- 7	49	68	90	90	5	5	
DIV. I NON-CONF.	9- 4	85	0- 0	112	94	64	64	5	5	
TOTALS	RPI 1-25	RPI 26-50	W-L RECORDS	RPI 51-100	RPI 101-150	RPI 150+				
13- 12	1- 4	0- 2	OVERALL	0- 1	4- 3	8- 2				
9- 3	1- 1	0- 2	HOME	0- 0	3- 0	5- 0				
2- 8	0- 2	0- 0	AWAY	0- 1	1- 3	1- 2				
2- 1	0- 1	0- 0	NEUTRAL	0- 0	0- 0	2- 0				
9- 4	1- 1	0- 0	NON-CONFERENCE	0- 1	1- 2	7- 0				
6- 0	1- 0	0- 0	HOME	0- 0	0- 0	5- 0				
1- 3	0- 0	0- 0	AWAY	0- 1	1- 2	0- 0				
2- 1	0- 1	0- 0	NEUTRAL	0- 0	0- 0	2- 0				
4- 8	0- 3	0- 2	CONFERENCE	0- 0	3- 1	1- 2				
3- 3	0- 1	0- 2	HOME	0- 0	3- 0	0- 0				
1- 5	0- 2	0- 0	AWAY	0- 0	0- 1	1- 2				
0- 0	0- 0	0- 0	NEUTRAL	0- 0	0- 0	0- 0				

RPI	S	Opponent	Score	RPI	S	Opponent	Score	RPI	S	Opponent	Score	RPI	S	Opponent	Score
1	A	UConn	41 83	32	H	South Fla.	51 52	85	A	Colorado	50 67	116	H	UCF	63 58
1	H	UConn	48 88	42	H	Tulane	59 71					124	A	TCU	67 76
4	N	Mississippi St.	42 91									140	H	Memphis	53 44
16	H	Texas A&M	54 53									142	A	Cincinnati	65 67
23	A	Temple	52 66									142	H	Cincinnati	64 47
												143	A	Kansas	75 63
												148	A	New Mexico	49 64
												151	A	East Carolina	57 58
												154	A	Tulsa	59 66
												164	H	Texas St.	64 56
												167	N	Boston College	72 64
												173	A	Houston	66 45
												195	H	North Texas	65 51
												201	H	Texas Southern	61 36
												217	N	Grambling	56 36
												226	H	Seattle U	77 43
												301	H	Prairie View	61 54
LAST 12 Division I GAMES:															
23	A	Temple	52 66	173	A	Houston	66 45								
1	A	UConn	41 83	142	A	Cincinnati	65 67								
116	H	UCF	63 58	1	H	UConn	48 88								
140	H	Memphis	53 44	42	H	Tulane	59 71								
154	A	Tulsa	59 66	151	A	East Carolina	57 58								
32	H	South Fla.	51 52	142	H	Cincinnati	64 47								

Non-Div I Games:

SMU

■ Loss,
 ■ Non-Conf,
 ■ S Site,
 ■ Home
 ■ A Away
 N Neutral

Sacramento St.

Through Games Of Feb. 17, 2017

Average RPI Win:	277	WON-LOST	WINNING	LAST 10	STRENGTH OF	OPP. STRENGTH	TEAM	ADJ.	CONF.	ADJ CONF.
Average RPI Loss:	156	RECORD	PCT. RANK	GAMES	SCHEDULE	OF SCHEDULE	RPI	RPI	RPI	RPI
DIV. I ONLY	8- 15	253	5- 5	264	250	282	282	19	19	
DIV. I NON-CONF.	3- 7	250	0- 0	226	249	295	295	18	18	
TOTALS	RPI 1-25	RPI 26-50	W-L RECORDS	RPI 51-100	RPI 101-150	RPI 150+				
8- 15	0- 0	0- 0	OVERALL	0- 3	0- 6	8- 6				
5- 6	0- 0	0- 0	HOME	0- 1	0- 3	5- 2				
3- 7	0- 0	0- 0	AWAY	0- 2	0- 3	3- 2				
0- 2	0- 0	0- 0	NEUTRAL	0- 0	0- 0	0- 2				
3- 7	0- 0	0- 0	NON-CONFERENCE	0- 2	0- 2	3- 3				
2- 3	0- 0	0- 0	HOME	0- 1	0- 1	2- 1				
1- 2	0- 0	0- 0	AWAY	0- 1	0- 1	1- 0				
0- 2	0- 0	0- 0	NEUTRAL	0- 0	0- 0	0- 2				
5- 8	0- 0	0- 0	CONFERENCE	0- 1	0- 4	5- 3				
3- 3	0- 0	0- 0	HOME	0- 0	0- 2	3- 1				
2- 5	0- 0	0- 0	AWAY	0- 1	0- 2	2- 2				
0- 0	0- 0	0- 0	NEUTRAL	0- 0	0- 0	0- 0				

RPI 1-25				RPI 26-50				RPI 51-100				RPI 101+				Team's RPI: 282
RPI	S	Opponent	Score	RPI	S	Opponent	Score	RPI	S	Opponent	Score	RPI	S	Opponent	Score	
								57	H	Southern California	95 111	102	H	UC Davis	78 110	
								70	A	California	73 97	114	A	Northern Colo.	88 95	
								84	A	Montana St.	80 84	122	A	North Dakota	71 94	
												126	H	Eastern Wash.	65 72	
												129	H	Idaho	58 72	
												139	A	San Francisco	80 91	
												174	N	New Mexico St.	73 99	
												177	A	Idaho St.	60 79	
												183	H	Hofstra	97 85	
												214	A	Weber St.	60 66	
												233	A	Portland St.	77 68	
												233	H	Portland St.	86 88	
												237	H	Cal Poly	97 96	
												283	H	Southern Utah	81 69	
												286	H	Nevada	95 99	
												303	H	Northern Ariz.	82 76	
												310	N	Youngstown St.	94 102	
												326	A	UC Irvine	78 70	
												327	A	Montana	73 60	
												327	H	Montana	99 69	
LAST 12 Division I GAMES:																
				327	H	Montana	99 69					327	A	Montana	73 60	
				177	A	Idaho St.	60 79					84	A	Montana St.	80 84	
				214	A	Weber St.	60 66					303	H	Northern Ariz.	82 76	
				129	H	Idaho	58 72					283	H	Southern Utah	81 69	
				126	H	Eastern Wash.	65 72					233	H	Portland St.	86 88	
				233	A	Portland St.	77 68					122	A	North Dakota	71 94	

Non-Div I Games: Stanislaus St. 102 72

Sacramento St.

■ Loss,
 ■ Non-Conf,
 ■ S Site,
 ■ H Home
 ■ A Away
 N Neutral

Sacred Heart

Through Games Of Feb. 17, 2017

Average RPI Win:	278	WON-LOST	WINNING	LAST 10	STRENGTH OF	OPP. STRENGTH	TEAM	ADJ.	CONF.	ADJ CONF.
Average RPI Loss:	188	RECORD	PCT. RANK	GAMES	SCHEDULE	OF SCHEDULE	RPI	RPI	RPI	RPI
DIV. I ONLY	14- 11	135	8- 2	266	328	198	198	31	31	
DIV. I NON-CONF.	3- 8	262	0- 0	63	226	186	186	32	32	
TOTALS	RPI 1-25	RPI 26-50	W-L RECORDS	RPI 51-100	RPI 101-150	RPI 150+				
14- 11	0- 1	0- 0	OVERALL	0- 3	0- 0	14- 7				
9- 3	0- 1	0- 0	HOME	0- 0	0- 0	9- 2				
5- 8	0- 0	0- 0	AWAY	0- 3	0- 0	5- 5				
0- 0	0- 0	0- 0	NEUTRAL	0- 0	0- 0	0- 0				
3- 8	0- 1	0- 0	NON-CONFERENCE	0- 3	0- 0	3- 4				
1- 3	0- 1	0- 0	HOME	0- 0	0- 0	1- 2				
2- 5	0- 0	0- 0	AWAY	0- 3	0- 0	2- 2				
0- 0	0- 0	0- 0	NEUTRAL	0- 0	0- 0	0- 0				
11- 3	0- 0	0- 0	CONFERENCE	0- 0	0- 0	11- 3				
8- 0	0- 0	0- 0	HOME	0- 0	0- 0	8- 0				
3- 3	0- 0	0- 0	AWAY	0- 0	0- 0	3- 3				
0- 0	0- 0	0- 0	NEUTRAL	0- 0	0- 0	0- 0				

RPI 1-25				RPI 26-50				RPI 51-100				RPI 101+ Team's RPI: 198			
RPI	S	Opponent	Score	RPI	S	Opponent	Score	RPI	S	Opponent	Score	RPI	S	Opponent	Score
25	H	Harvard	60 68					69	A	Iowa St.	56 76	155	H	Brown	66 80
								77	A	Buffalo	55 76	175	A	Hartford	64 81
								86	A	New Hampshire	43 71	187	A	Fairfield	56 44
												190	H	Siena	62 58
												202	A	Binghamton	77 69
												212	H	Robert Morris	69 59
												224	H	Monmouth	54 65
												262	H	Saint Francis (PA)	73 63
												287	A	Bryant	65 53
												287	H	Bryant	66 59
												296	A	Lehigh	62 68
												304	A	Mt. St. Mary's	59 61
												304	H	Mt. St. Mary's	49 45
												314	A	Central Conn. St.	50 67
												314	H	Central Conn. St.	82 61
												323	A	St. Francis Brooklyn	81 74
												323	H	St. Francis Brooklyn	61 58
												334	A	Wagner	70 56
												334	H	Wagner	62 52
												338	H	LIU Brooklyn	66 48
												341	A	Fairleigh Dickinson	56 58
LAST 12 Division I GAMES:															
323	H	St. Francis Brooklyn	61 58	304	H	Mt. St. Mary's	49 45								
314	H	Central Conn. St.	82 61	334	H	Wagner	62 52								
341	A	Fairleigh Dickinson	56 58	323	A	St. Francis Brooklyn	81 74								
287	H	Bryant	66 59	287	A	Bryant	65 53								
304	A	Mt. St. Mary's	59 61	334	A	Wagner	70 56								
338	H	LIU Brooklyn	66 48	314	A	Central Conn. St.	50 67								

Non-Div I Games:

Sacred Heart

■ Loss,
 ■ Non-Conf,
 ■ S Site,
 ■ H Home
 ■ A Away
 N Neutral

Saint Francis (PA)

Through Games Of Feb. 17, 2017

Average RPI Win:	296	WON-LOST	WINNING	LAST 10	STRENGTH OF	OPP. STRENGTH	TEAM	ADJ.	CONF.	ADJ CONF.
Average RPI Loss:	214	RECORD	PCT. RANK	GAMES	SCHEDULE	OF SCHEDULE	RPI	RPI	RPI	RPI
DIV. I ONLY	13- 13	169	6- 4	327	339	262	262	31	31	
DIV. I NON-CONF.	3- 8	262	0- 0	243	294	277	277	32	32	
TOTALS	RPI 1-25	RPI 26-50	W-L RECORDS	RPI 51-100	RPI 101-150	RPI 150+				
13- 13	0- 0	0- 2	OVERALL	0- 0	0- 2	13- 9				
5- 5	0- 0	0- 0	HOME	0- 0	0- 1	5- 4				
8- 6	0- 0	0- 2	AWAY	0- 0	0- 1	8- 3				
0- 2	0- 0	0- 0	NEUTRAL	0- 0	0- 0	0- 2				
3- 8	0- 0	0- 2	NON-CONFERENCE	0- 0	0- 2	3- 4				
1- 2	0- 0	0- 0	HOME	0- 0	0- 1	1- 1				
2- 4	0- 0	0- 2	AWAY	0- 0	0- 1	2- 1				
0- 2	0- 0	0- 0	NEUTRAL	0- 0	0- 0	0- 2				
10- 5	0- 0	0- 0	CONFERENCE	0- 0	0- 0	10- 5				
4- 3	0- 0	0- 0	HOME	0- 0	0- 0	4- 3				
6- 2	0- 0	0- 0	AWAY	0- 0	0- 0	6- 2				
0- 0	0- 0	0- 0	NEUTRAL	0- 0	0- 0	0- 0				

RPI 1-25			RPI 26-50			RPI 51-100			RPI 101+			Team's RPI: 262
RPI	S	Opponent	Score	RPI	S	Opponent	Score	RPI	S	Opponent	Score	
				32	A	South Fla.	80 129		133	H	Cornell	72 78
				46	A	Marquette	91 104		150	A	William & Mary	60 73
									178	H	Columbia	77 84
									198	A	Sacred Heart	63 73
									205	A	Wisconsin	103 100
									212	A	Robert Morris	70 55
									212	H	Robert Morris	68 70
									249	N	UMES	82 90
									252	H	Canisius	95 74
									273	A	Coastal Caro.	70 59
									287	A	Bryant	70 85
									287	H	Bryant	79 67
									304	A	Mt. St. Mary's	97 88
									304	H	Mt. St. Mary's	58 66
									310	A	Youngstown St.	68 69
									314	H	Central Conn. St.	87 81
									323	A	St. Francis Brooklyn	75 59
									323	H	St. Francis Brooklyn	79 62
									334	A	Wagner	67 46
									334	H	Wagner	71 87
									338	A	LIU Brooklyn	74 30
									338	H	LIU Brooklyn	66 52
									341	A	Fairleigh Dickinson	82 79
									347	N	Jackson St.	84 88
LAST 12 Division I GAMES:												
				287	A	Bryant	70 85		334	A	Wagner	67 46
				334	H	Wagner	71 87		287	H	Bryant	79 67
				304	H	Mt. St. Mary's	58 66		314	H	Central Conn. St.	87 81
				323	A	St. Francis Brooklyn	75 59		212	A	Robert Morris	70 55
				338	A	LIU Brooklyn	74 30		304	A	Mt. St. Mary's	97 88
				212	H	Robert Morris	68 70		323	H	St. Francis Brooklyn	79 62

Non-Div I Games:

Saint Francis (PA)

■ Loss,
 ■ Non-Conf,
 ■ S Site,
 ■ Home
 ■ A Away
 N Neutral

Saint Joseph's

Through Games Of Feb. 17, 2017

Average RPI Win:	179	WON-LOST	WINNING	LAST 10	STRENGTH OF	OPP. STRENGTH	TEAM	ADJ.	CONF.	ADJ CONF.
Average RPI Loss:	89	RECORD	PCT. RANK	GAMES	SCHEDULE	OF SCHEDULE	RPI	RPI	RPI	RPI
DIV. I ONLY	13- 13	169	8- 2	46	134	98	98	12	12	
DIV. I NON-CONF.	3- 9	275	0- 0	15	120	153	153	12	12	
TOTALS	RPI 1-25	RPI 26-50	W-L RECORDS	RPI 51-100	RPI 101-150	RPI 150+				
13- 13	0- 1	0- 3	OVERALL	1- 5	6- 1	6- 3				
7- 5	0- 1	0- 1	HOME	0- 2	3- 0	4- 1				
6- 7	0- 0	0- 1	AWAY	1- 0	3- 1	2- 0				
0- 1	0- 0	0- 0	NEUTRAL	0- 1	0- 0	0- 0				
3- 9	0- 1	0- 2	NON-CONFERENCE	1- 4	1- 0	1- 2				
1- 5	0- 1	0- 1	HOME	0- 2	0- 0	1- 1				
2- 3	0- 0	0- 1	AWAY	1- 1	1- 0	0- 1				
0- 1	0- 0	0- 0	NEUTRAL	0- 1	0- 0	0- 0				
10- 4	0- 0	0- 1	CONFERENCE	0- 1	5- 1	5- 1				
6- 0	0- 0	0- 0	HOME	0- 0	3- 0	3- 0				
4- 4	0- 0	0- 1	AWAY	0- 1	2- 1	2- 1				
0- 0	0- 0	0- 0	NEUTRAL	0- 0	0- 0	0- 0				

RPI 1-25				RPI 26-50				RPI 51-100				Team's RPI: 98	RPI 101+			
RPI	S	Opponent	Score	RPI	S	Opponent	Score	RPI	S	Opponent	Score		RPI	S	Opponent	Score
23	H	Temple	70 86	39	H	James Madison	72 85	51	H	Villanova	54 62		107	A	Saint Louis	66 63
				41	A	Central Mich.	71 73	52	A	Dayton	59 64		117	H	Duquesne	60 58
				48	A	George Washington	44 53	58	A	Drexel	49 60		125	A	Fordham	39 44
								66	H	Bucknell	61 64		125	H	Fordham	47 44
								79	A	Penn	57 53		141	A	VCU	80 70
								89	N	BYU	56 71		141	H	VCU	64 58
													148	A	New Mexico	79 67
													152	A	Iona	57 58
													165	A	La Salle	75 55
													165	H	La Salle	67 58
													183	H	Hofstra	64 75
													225	H	St. Bonaventure	70 53
													228	A	Richmond	52 70
													289	H	Massachusetts	81 50
													309	A	Rhode Island	75 49
													315	H	NJIT	75 36
LAST 12 Division I GAMES:																
				141	A	VCU	80 70					309	A	Rhode Island	75 49	
				165	H	La Salle	67 58					52	A	Dayton	59 64	
				125	A	Fordham	39 44					125	H	Fordham	47 44	
				107	A	Saint Louis	66 63					165	A	La Salle	75 55	
				117	H	Duquesne	60 58					141	H	VCU	64 58	
				225	H	St. Bonaventure	70 53					289	H	Massachusetts	81 50	

Non-Div I Games:

Saint Joseph's

■ Loss,
 ■ Non-Conf,
 ■ S Site,
 ■ H Home
 ■ A Away
 N Neutral

Average RPI Win:	210	WON-LOST	WINNING	LAST 10	STRENGTH OF	OPP. STRENGTH	TEAM	ADJ.	CONF.	ADJ CONF.
Average RPI Loss:	112	RECORD	PCT. RANK	GAMES	SCHEDULE	OF SCHEDULE	RPI	RPI	RPI	RPI
DIV. I ONLY	21- 6	31	7- 3	293	106	107	107	12	12	
DIV. I NON-CONF.	10- 3	54	0- 0	331	132	139	139	12	12	
TOTALS	RPI 1-25	RPI 26-50	W-L RECORDS	RPI 51-100	RPI 101-150	RPI 150+				
21- 6	0- 0	2- 1	OVERALL	1- 2	3- 1	15- 2				
10- 3	0- 0	2- 0	HOME	1- 2	2- 0	5- 1				
11- 3	0- 0	0- 1	AWAY	0- 0	1- 1	10- 1				
0- 0	0- 0	0- 0	NEUTRAL	0- 0	0- 0	0- 0				
10- 3	0- 0	1- 1	NON-CONFERENCE	1- 0	0- 0	8- 2				
5- 1	0- 0	1- 0	HOME	1- 0	0- 0	3- 1				
5- 2	0- 0	0- 1	AWAY	0- 0	0- 0	5- 1				
0- 0	0- 0	0- 0	NEUTRAL	0- 0	0- 0	0- 0				
11- 3	0- 0	1- 0	CONFERENCE	0- 2	3- 1	7- 0				
5- 2	0- 0	1- 0	HOME	0- 2	2- 0	2- 0				
6- 1	0- 0	0- 0	AWAY	0- 0	1- 1	5- 0				
0- 0	0- 0	0- 0	NEUTRAL	0- 0	0- 0	0- 0				

RPI	S	Opponent	Score	RPI	S	Opponent	Score	RPI	S	Opponent	Score	RPI	S	Opponent	Score	Team's RPI: 107
26	H	Missouri	72 61	52	H	Dayton	67 78	117	A	Duquesne	65 94	125	H	Fordham	82 58	
47	A	Little Rock	43 56	96	H	Washington St.	73 70	141	A	VCU	62 48	141	H	VCU	77 72	
48	H	George Washington	67 59	98	H	Saint Joseph's	63 66	154	A	Tulsa	64 70	165	A	La Salle	79 74	
LAST 12 Division I GAMES:																
165	A	La Salle	79 74	48	H	George Washington	67 59	225	H	St. Bonaventure	64 49	272	A	Southeast Mo. St.	89 50	
225	A	St. Bonaventure	74 58	309	A	Rhode Island	68 50	275	A	Davidson	106 69	289	A	Massachusetts	81 60	
141	H	VCU	77 72	117	A	Duquesne	65 94	294	A	Lipscomb	83 38	297	H	Eastern Ky.	78 51	
98	H	Saint Joseph's	63 66	52	H	Dayton	67 78	309	A	Rhode Island	68 50	326	A	UC Irvine	79 69	
289	A	Massachusetts	81 60	225	H	St. Bonaventure	64 49	339	H	Morgan St.	71 43					
125	H	Fordham	82 58	141	A	VCU	62 48									

Non-Div I Games:

Saint Louis

Saint Peter's

Through Games Of Feb. 17, 2017

Average RPI Win:	267	WON-LOST	WINNING	LAST 10	STRENGTH OF	OPP. STRENGTH	TEAM	ADJ.	CONF.	ADJ CONF.
Average RPI Loss:	170	RECORD	PCT. RANK	GAMES	SCHEDULE	OF SCHEDULE	RPI	RPI	RPI	RPI
DIV. I ONLY	3- 23	339	0- 10	162	252	320	320	18	18	
DIV. I NON-CONF.	1- 8	314	0- 0	103	255	302	302	17	17	
TOTALS	RPI 1-25	RPI 26-50	W-L RECORDS	RPI 51-100	RPI 101-150	RPI 150+				
3- 23	0- 2	0- 2	OVERALL	0- 1	0- 3	3- 15				
2- 8	0- 0	0- 1	HOME	0- 0	0- 1	2- 6				
1- 12	0- 0	0- 0	AWAY	0- 0	0- 0	1- 1				
0- 3	0- 0	0- 0	NEUTRAL	0- 0	0- 1	0- 2				
1- 8	0- 2	0- 0	NON-CONFERENCE	0- 1	0- 1	1- 4				
1- 0	0- 0	0- 0	HOME	0- 0	0- 0	1- 0				
0- 5	0- 2	0- 0	AWAY	0- 1	0- 0	0- 2				
0- 3	0- 0	0- 0	NEUTRAL	0- 0	0- 1	0- 2				
2- 15	0- 0	0- 2	CONFERENCE	0- 0	0- 2	2- 11				
1- 8	0- 0	0- 1	HOME	0- 0	0- 1	1- 6				
1- 7	0- 0	0- 1	AWAY	0- 0	0- 1	1- 5				
0- 0	0- 0	0- 0	NEUTRAL	0- 0	0- 0	0- 0				

RPI 1-25				RPI 26-50				RPI 51-100				RPI 101+ Team's RPI: 320			
RPI	S	Opponent	Score	RPI	S	Opponent	Score	RPI	S	Opponent	Score	RPI	S	Opponent	Score
3	A	South Carolina	38 93	43	A	Quinnipiac	47 82	71	A	Penn St.	50 106	115	A	Rider	46 47
20	A	Maryland	49 101	43	H	Quinnipiac	51 84					115	H	Rider	43 56
												134	N	Maine	43 59
												152	H	Iona	58 66
												155	A	Brown	71 80
												170	N	Hampton	42 71
												187	A	Fairfield	38 50
												187	H	Fairfield	39 56
												190	A	Siena	55 80
												224	A	Monmouth	59 76
												224	H	Monmouth	42 58
												229	A	Marist	73 69
												229	H	Marist	58 66
												231	H	Niagara	78 66
												252	A	Canisius	56 61
												252	H	Canisius	54 59
												271	A	Manhattan	44 57
												271	H	Manhattan	65 69
												276	N	Bowling Green	68 73
												323	A	St. Francis Brooklyn	52 58
												341	H	Fairleigh Dickinson	65 43
LAST 12 Division I GAMES:															
252	A	Canisius	56 61	115	A	Rider	46 47								
187	H	Fairfield	39 56	271	H	Manhattan	65 69								
224	H	Monmouth	42 58	115	H	Rider	43 56								
187	A	Fairfield	38 50	190	A	Siena	55 80								
229	H	Marist	58 66	252	H	Canisius	54 59								
271	A	Manhattan	44 57	224	A	Monmouth	59 76								

Non-Div I Games:

Saint Peter's

■ Loss,
 ■ Non-Conf,
 ■ S Site,
 ■ H Home
 ■ A Away
 N Neutral

Average RPI Win:	339	WON-LOST	WINNING	LAST 10	STRENGTH OF	OPP. STRENGTH	TEAM	ADJ.	CONF.	ADJ CONF.
Average RPI Loss:	199	RECORD	PCT. RANK	GAMES	SCHEDULE	OF SCHEDULE	RPI	RPI	RPI	RPI
DIV. I ONLY	2- 20	341	2- 8	237	318	337	337	27	27	
DIV. I NON-CONF.	0- 9	335	0- 0	157	311	336	336	27	27	
TOTALS	RPI 1-25	RPI 26-50	W-L RECORDS	RPI 51-100	RPI 101-150	RPI 150+				
2- 20	0- 1	0- 0	OVERALL	0- 0	0- 7	2- 12				
2- 5	0- 0	0- 0	HOME	0- 0	0- 2	2- 3				
0- 14	0- 1	0- 0	AWAY	0- 0	0- 3	0- 7				
0- 1	0- 0	0- 0	NEUTRAL	0- 0	0- 0	0- 1				
0- 9	0- 1	0- 0	NON-CONFERENCE	0- 0	0- 2	0- 6				
0- 1	0- 0	0- 0	HOME	0- 0	0- 0	0- 1				
0- 7	0- 1	0- 0	AWAY	0- 0	0- 2	0- 4				
0- 1	0- 0	0- 0	NEUTRAL	0- 0	0- 0	0- 1				
2- 11	0- 0	0- 0	CONFERENCE	0- 0	0- 5	2- 6				
2- 4	0- 0	0- 0	HOME	0- 0	0- 2	2- 2				
0- 7	0- 0	0- 0	AWAY	0- 0	0- 3	0- 4				
0- 0	0- 0	0- 0	NEUTRAL	0- 0	0- 0	0- 0				

RPI 1-25				RPI 26-50				RPI 51-100				RPI 101+ Team's RPI: 337			
RPI	S	Opponent	Score	RPI	S	Opponent	Score	RPI	S	Opponent	Score	RPI	S	Opponent	Score
24	A	LSU	41 89									104	A	Abilene Christian	56 78
												105	H	SFA	65 83
												112	A	Central Ark.	48 75
												124	A	TCU	37 81
												132	A	Lamar University	51 84
												132	H	Lamar University	44 70
												137	A	Arkansas	39 71
												164	A	Texas St.	46 69
												171	A	Rice	51 77
												207	A	New Orleans	49 78
												255	N	Marshall	50 73
												256	A	UTRGV	50 78
												256	H	UTRGV	45 69
												270	A	McNeese	56 79
												293	A	Northwestern St.	51 78
												295	H	Nicholls St.	59 66
												299	H	A&M-Corpus Christi	37 63
												301	A	Prairie View	65 75
												333	H	Southeastern La.	68 61
												345	A	Houston Baptist	51 61
												345	H	Houston Baptist	78 63
LAST 12 Division I GAMES:															
112	A	Central Ark.	48 75	299	H	A&M-Corpus Christi	37 63								
345	H	Houston Baptist	78 63	132	H	Lamar University	44 70								
132	A	Lamar University	51 84	293	A	Northwestern St.	51 78								
104	A	Abilene Christian	56 78	207	A	New Orleans	49 78								
105	H	SFA	65 83	295	H	Nicholls St.	59 66								
333	H	Southeastern La.	68 61	270	A	McNeese	56 79								

Non-Div I Games: Wiley

51 57

Sam Houston St.

■ Loss,
 ■ Non-Conf,
 ■ S Site,
 ■ Home
 ■ Away
 N Neutral

Average RPI Win: 228	WON-LOST	WINNING	LAST 10	STRENGTH OF	OPP. STRENGTH	TEAM	ADJ.	CONF.	ADJ CONF.
Average RPI Loss: 143	RECORD	PCT. RANK	GAMES	SCHEDULE	OF SCHEDULE	RPI	RPI	RPI	RPI
DIV. I ONLY	9- 17	255	2- 7	190	165	248	248	17	17
DIV. I NON-CONF.	6- 8	203	0- 0	171	111	198	198	20	20
TOTALS	RPI 1-25	RPI 26-50	W-L RECORDS	RPI 51-100	RPI 101-150	RPI 150+			
9- 17	0- 2	0- 0	OVERALL	1- 6	1- 0	7- 9			
7- 5	0- 0	0- 0	HOME	0- 2	1- 0	6- 3			
2- 10	0- 2	0- 0	AWAY	1- 4	0- 0	1- 4			
0- 2	0- 0	0- 0	NEUTRAL	0- 0	0- 0	0- 2			
6- 8	0- 2	0- 0	NON-CONFERENCE	1- 3	1- 0	4- 3			
5- 1	0- 0	0- 0	HOME	0- 1	1- 0	4- 0			
1- 5	0- 2	0- 0	AWAY	1- 2	0- 0	0- 1			
0- 2	0- 0	0- 0	NEUTRAL	0- 0	0- 0	0- 2			
3- 9	0- 0	0- 0	CONFERENCE	0- 3	0- 0	3- 6			
2- 4	0- 0	0- 0	HOME	0- 1	0- 0	2- 3			
1- 5	0- 0	0- 0	AWAY	0- 2	0- 0	1- 3			
0- 0	0- 0	0- 0	NEUTRAL	0- 0	0- 0	0- 0			

RPI 1-25				RPI 26-50				RPI 51-100				RPI 101+ Team's RPI: 248			
RPI	S	Opponent	Score	RPI	S	Opponent	Score	RPI	S	Opponent	Score	RPI	S	Opponent	Score
14	A	Kentucky	57 80					53	A	Georgia Tech	57 62	140	H	Memphis	48 42
25	A	Harvard	52 57					73	H	Belmont	54 73	163	N	UC Riverside	48 51
								78	A	Wake Forest	40 51	170	N	Hampton	57 63
								87	A	Chattanooga	45 51	180	H	UAB	52 49
								87	H	Chattanooga	61 77	189	A	ETSU	56 61
								91	A	Georgia	65 59	189	H	ETSU	57 69
								99	A	Mercer	49 59	210	A	UNCG	40 64
												210	H	UNCG	47 55
												219	H	Alabama St.	63 49
												235	A	Furman	48 53
												235	H	Furman	50 54
												242	H	Wofford	57 54
												258	H	UT Martin	69 62
												288	A	Western Caro.	49 42
												288	H	Western Caro.	51 50
												309	A	Rhode Island	63 78
												349	H	Alabama A&M	61 37
LAST 12 Division I GAMES:															
235	A	Furman	48 53	235	H	Furman	50 54								
288	H	Western Caro.	51 50	242	H	Wofford	57 54								
210	H	UNCG	47 55	210	A	UNCG	40 64								
87	A	Chattanooga	45 51	288	A	Western Caro.	49 42								
189	A	ETSU	56 61	189	H	ETSU	57 69								
99	A	Mercer	49 59	87	H	Chattanooga	61 77								

Non-Div I Games: AUM

72 50

Samford

Average RPI Win: 229	WON-LOST	WINNING	LAST 10	STRENGTH OF	OPP. STRENGTH	TEAM	ADJ.	CONF.	ADJ CONF.
Average RPI Loss: 154	RECORD	PCT. RANK	GAMES	SCHEDULE	OF SCHEDULE	RPI	RPI	RPI	RPI
DIV. I ONLY	11- 14	208	3- 7	245	187	238	238	15	15
DIV. I NON-CONF.	6- 4	127	0- 0	235	280	176	176	13	13
TOTALS	RPI 1-25	RPI 26-50	W-L RECORDS	RPI 51-100	RPI 101-150	RPI 150+			
11- 14	0- 0	0- 0	OVERALL	0- 4	2- 6	9- 4			
9- 5	0- 0	0- 0	HOME	0- 2	1- 2	8- 1			
2- 9	0- 0	0- 0	AWAY	0- 0	1- 0	1- 1			
0- 0	0- 0	0- 0	NEUTRAL	0- 0	0- 0	0- 0			
6- 4	0- 0	0- 0	NON-CONFERENCE	0- 1	0- 3	6- 0			
5- 1	0- 0	0- 0	HOME	0- 0	0- 1	5- 0			
1- 3	0- 0	0- 0	AWAY	0- 1	0- 2	1- 0			
0- 0	0- 0	0- 0	NEUTRAL	0- 0	0- 0	0- 0			
5- 10	0- 0	0- 0	CONFERENCE	0- 3	2- 3	3- 4			
4- 4	0- 0	0- 0	HOME	0- 2	1- 1	3- 1			
1- 6	0- 0	0- 0	AWAY	0- 1	1- 2	0- 3			
0- 0	0- 0	0- 0	NEUTRAL	0- 0	0- 0	0- 0			

RPI 1-25			RPI 26-50			RPI 51-100				RPI 101+			Team's RPI: 238		
RPI	S	Opponent	Score	RPI	S	Opponent	Score	RPI	S	Opponent	Score	RPI	S	Opponent	Score
								75	H	Gonzaga	55	76	A	Arizona	59
								89	A	BYU	63	81	A	Northern Colo.	51
								89	H	BYU	47	65	H	North Dakota	61
								96	A	Washington St.	73	83	A	St. Mary's (CA)	65
												77	H	St. Mary's (CA)	73
												71	A	San Francisco	72
												81	H	San Francisco	67
												82	A	Santa Clara	57
												56	A	CSUN	76
												67	A	Loyola Marymount	55
												63	H	Loyola Marymount	61
												58	H	Seattle U	67
												44	A	Pacific	64
												84	H	Pacific	73
												71	H	UC Santa Barbara	77
												63	H	Portland	57
												40	H	San Diego St.	91
												53	H	Nevada	70
												54	A	Pepperdine	40
												57	H	Pepperdine	42
												55	H	Cal St. Fullerton	103
												50			
LAST 12 Division I GAMES:															
89	H	BYU	47	65	75	H	Gonzaga	55	57						
302	A	Pepperdine	40	57	139	A	San Francisco	72	81						
234	H	Pacific	73	71	206	H	Loyola Marymount	61	58						
131	A	St. Mary's (CA)	65	77	89	A	BYU	63	81						
206	A	Loyola Marymount	55	63	147	A	Santa Clara	57	56						
254	H	Portland	57	40	302	H	Pepperdine	42	55						

Non-Div I Games:

San Diego

Average RPI Win:	221	WON-LOST	WINNING	LAST 10	STRENGTH OF	OPP. STRENGTH	TEAM	ADJ.	CONF.	ADJ CONF.
Average RPI Loss:	167	RECORD	PCT. RANK	GAMES	SCHEDULE	OF SCHEDULE	RPI	RPI	RPI	RPI
DIV. I ONLY	7- 15	274	2- 8	177	236	269	269	13	13	
DIV. I NON-CONF.	3- 6	230	0- 0	167	330	237	237	15	15	
TOTALS	RPI 1-25	RPI 26-50	W-L RECORDS	RPI 51-100	RPI 101-150	RPI 150+				
7- 15	0- 0	0- 1	OVERALL	2- 2	0- 3	5- 9				
5- 5	0- 0	0- 1	HOME	2- 0	0- 0	3- 4				
1- 9	0- 0	0- 0	AWAY	0- 2	0- 2	1- 5				
1- 1	0- 0	0- 0	NEUTRAL	0- 0	0- 1	1- 0				
3- 6	0- 0	0- 1	NON-CONFERENCE	0- 0	0- 2	3- 3				
1- 2	0- 0	0- 1	HOME	0- 0	0- 0	1- 1				
1- 3	0- 0	0- 0	AWAY	0- 0	0- 1	1- 2				
1- 1	0- 0	0- 0	NEUTRAL	0- 0	0- 1	1- 0				
4- 9	0- 0	0- 0	CONFERENCE	2- 2	0- 1	2- 6				
4- 3	0- 0	0- 0	HOME	2- 0	0- 0	2- 3				
0- 6	0- 0	0- 0	AWAY	0- 2	0- 1	0- 3				
0- 0	0- 0	0- 0	NEUTRAL	0- 0	0- 0	0- 0				

RPI S	Opponent	Score	RPI S	Opponent	Score	RPI S	Opponent	Score	RPI S	Opponent	Score	Team's RPI: 269
35	H Michigan	57 92	54	A Colorado St.	43 60	102	A UC Davis	55 75				
			83	H UNLV	87 68	103	N UT Arlington	58 64				
			88	H Boise St.	84 77	148	A New Mexico	42 85				
			100	A Wyoming	67 80	163	A UC Riverside	44 72				
						169	H Fresno St.	51 59				
						193	A Utah St.	47 53				
						193	H Utah St.	66 59				
						194	A San Jose St.	80 81				
						194	H San Jose St.	90 99				
						206	H Loyola Marymount	53 60				
						238	A San Diego	53 91				
						243	H UC Santa Barbara	84 70				
						286	A Nevada	65 88				
						286	H Nevada	83 78				
						314	N Central Conn. St.	80 62				
						317	H Air Force	59 62				
						342	A Cal St. Fullerton	71 61				
LAST 12 Division I GAMES:												
193	H Utah St.	66 59	317	H Air Force	59 62							
286	A Nevada	65 88	83	H UNLV	87 68							
194	H San Jose St.	90 99	193	A Utah St.	47 53							
169	H Fresno St.	51 59	194	A San Jose St.	80 81							
100	A Wyoming	67 80	88	H Boise St.	84 77							
54	A Colorado St.	43 60	286	H Nevada	83 78							

Non-Div I Games: Biola 63 48 San Diego Christian80 70

San Diego St.

San Francisco

Through Games Of Feb. 17, 2017

Average RPI Win:	202	WON-LOST	WINNING	LAST 10	STRENGTH OF	OPP. STRENGTH	TEAM	ADJ.	CONF.	ADJ CONF.
Average RPI Loss:	139	RECORD	PCT. RANK	GAMES	SCHEDULE	OF SCHEDULE	RPI	RPI	RPI	RPI
DIV. I ONLY	14- 12	152	5- 5	169	153	139	139	15	15	
DIV. I NON-CONF.	6- 5	148	0- 0	192	184	158	158	13	13	
TOTALS	RPI 1-25	RPI 26-50	W-L RECORDS	RPI 51-100	RPI 101-150	RPI 150+				
14- 12	0- 0	0- 0	OVERALL	2- 4	2- 5	10- 3				
9- 2	0- 0	0- 0	HOME	2- 0	2- 2	5- 0				
4- 10	0- 0	0- 0	AWAY	0- 4	0- 3	4- 3				
1- 0	0- 0	0- 0	NEUTRAL	0- 0	0- 0	1- 0				
6- 5	0- 0	0- 0	NON-CONFERENCE	0- 2	1- 2	5- 1				
4- 1	0- 0	0- 0	HOME	0- 0	1- 1	3- 0				
1- 4	0- 0	0- 0	AWAY	0- 2	0- 1	1- 1				
1- 0	0- 0	0- 0	NEUTRAL	0- 0	0- 0	1- 0				
8- 7	0- 0	0- 0	CONFERENCE	2- 2	1- 3	5- 2				
5- 1	0- 0	0- 0	HOME	2- 0	1- 1	2- 0				
3- 6	0- 0	0- 0	AWAY	0- 2	0- 2	3- 2				
0- 0	0- 0	0- 0	NEUTRAL	0- 0	0- 0	0- 0				

RPI 1-25				RPI 26-50				RPI 51-100				RPI 101+ Team's RPI: 139			
RPI	S	Opponent	Score	RPI	S	Opponent	Score	RPI	S	Opponent	Score	RPI	S	Opponent	Score
								70	A	California	52 75	102	H	UC Davis	58 78
								75	A	Gonzaga	46 61	118	H	Long Beach St.	73 71
								75	H	Gonzaga	77 72	122	A	North Dakota	63 71
								89	A	BYU	61 73	131	A	St. Mary's (CA)	72 75
								89	H	BYU	70 63	131	H	St. Mary's (CA)	62 64
								96	A	Washington St.	35 73	147	A	Santa Clara	61 74
												147	H	Santa Clara	77 68
												169	A	Fresno St.	48 61
												194	H	San Jose St.	79 71
												206	A	Loyola Marymount	79 72
												226	H	Seattle U	73 59
												234	A	Pacific	60 63
												234	H	Pacific	67 64
												237	A	Cal Poly	73 67
												238	A	San Diego	82 67
												238	H	San Diego	81 72
												254	A	Portland	75 56
												282	H	Sacramento St.	91 80
												288	N	Western Caro.	73 52
												302	A	Pepperdine	59 81
LAST 12 Division I GAMES:															
				75	H	Gonzaga	77 72					131	H	St. Mary's (CA)	62 64
				89	A	BYU	61 73					238	H	San Diego	81 72
				147	A	Santa Clara	61 74					254	A	Portland	75 56
				206	A	Loyola Marymount	79 72					234	A	Pacific	60 63
				302	A	Pepperdine	59 81					89	H	BYU	70 63
				234	H	Pacific	67 64					131	A	St. Mary's (CA)	72 75

Non-Div I Games:

San Francisco

■ Loss,
 ■ Non-Conf,
 ■ S Site,
 ■ Home
 ■ A Away
 N Neutral

Average RPI Win:	225	WON-LOST	WINNING	LAST 10	STRENGTH OF	OPP. STRENGTH	TEAM	ADJ.	CONF.	ADJ CONF.
Average RPI Loss:	106	RECORD	PCT. RANK	GAMES	SCHEDULE	OF SCHEDULE	RPI	RPI	RPI	RPI
DIV. I ONLY	8- 16	261	5- 5	84	108	194	194	13	13	
DIV. I NON-CONF.	2- 9	293	0- 0	92	40	230	230	15	15	
TOTALS	RPI 1-25	RPI 26-50	W-L RECORDS	RPI 51-100	RPI 101-150	RPI 150+				
8- 16	0- 1	0- 2	OVERALL	1- 6	1- 3	6- 4				
5- 5	0- 0	0- 0	HOME	0- 2	1- 2	4- 1				
3- 9	0- 0	0- 1	AWAY	1- 4	0- 0	2- 3				
0- 2	0- 1	0- 1	NEUTRAL	0- 0	0- 0	0- 0				
2- 9	0- 1	0- 2	NON-CONFERENCE	0- 1	1- 2	1- 3				
1- 2	0- 0	0- 0	HOME	0- 0	1- 1	0- 1				
1- 5	0- 0	0- 1	AWAY	0- 1	0- 1	1- 2				
0- 2	0- 1	0- 1	NEUTRAL	0- 0	0- 0	0- 0				
6- 7	0- 0	0- 0	CONFERENCE	1- 5	0- 1	5- 1				
4- 3	0- 0	0- 0	HOME	0- 2	0- 1	4- 0				
2- 4	0- 0	0- 0	AWAY	1- 3	0- 0	1- 1				
0- 0	0- 0	0- 0	NEUTRAL	0- 0	0- 0	0- 0				

RPI 1-25				RPI 26-50				RPI 51-100				RPI 101+ Team's RPI: 194			
RPI	S	Opponent	Score	RPI	S	Opponent	Score	RPI	S	Opponent	Score	RPI	S	Opponent	Score
4	N	Mississippi St.	51 88	28	N	Oregon	62 91	54	A	Colorado St.	67 70	131	H	St. Mary's (CA)	64 85
				31	A	Arizona St.	37 82	54	H	Colorado St.	56 68	139	A	San Francisco	71 79
								63	A	South Dakota	69 84	147	H	Santa Clara	75 64
								83	A	UNLV	76 65	148	H	New Mexico	72 82
								83	H	UNLV	55 63	169	A	Fresno St.	74 88
								88	A	Boise St.	64 86	169	H	Fresno St.	77 68
								100	A	Wyoming	60 89	174	A	New Mexico St.	55 66
												200	A	Nebraska	61 83
												234	H	Pacific	96 99
												257	A	Hawaii	77 61
												269	A	San Diego St.	99 90
												269	H	San Diego St.	81 80
												286	H	Nevada	107 84
												317	H	Air Force	86 74
LAST 12 Division I GAMES:															
169	H	Fresno St.	77 68	88	A	Boise St.	64 86	100	A	Wyoming	60 89				
83	H	UNLV	55 63	317	H	Air Force	86 74	269	H	San Diego St.	81 80				
269	A	San Diego St.	99 90	169	A	Fresno St.	74 88	54	A	Colorado St.	67 70				
148	H	New Mexico	72 82												
83	A	UNLV	76 65												
54	H	Colorado St.	56 68												

Non-Div I Games: Stanislaus St. 90 85

San Jose St.

Santa Clara

Through Games Of Feb. 17, 2017

Average RPI Win:	202	WON-LOST	WINNING	LAST 10	STRENGTH OF	OPP. STRENGTH	TEAM	ADJ.	CONF.	ADJ CONF.
Average RPI Loss:	113	RECORD	PCT. RANK	GAMES	SCHEDULE	OF SCHEDULE	RPI	RPI	RPI	RPI
DIV. I ONLY	12- 13	186	4- 3	92	160	147	147	15	15	
DIV. I NON-CONF.	4- 6	209	0- 1	21	166	103	103	13	13	
TOTALS	RPI 1-25	RPI 26-50	W-L RECORDS	RPI 51-100	RPI 101-150	RPI 150+				
12- 13	0- 0	1- 1	OVERALL	1- 7	1- 2	9- 3				
7- 3	0- 0	0- 0	HOME	1- 2	1- 0	5- 1				
3- 7	0- 0	0- 0	AWAY	0- 0	0- 0	3- 0				
2- 3	0- 0	1- 1	NEUTRAL	0- 2	0- 0	1- 0				
4- 6	0- 0	1- 1	NON-CONFERENCE	0- 4	0- 0	3- 1				
1- 1	0- 0	0- 0	HOME	0- 1	0- 0	1- 0				
1- 2	0- 0	0- 0	AWAY	0- 1	0- 0	1- 1				
2- 3	0- 0	1- 1	NEUTRAL	0- 2	0- 0	1- 0				
8- 7	0- 0	0- 0	CONFERENCE	1- 3	1- 2	6- 2				
6- 2	0- 0	0- 0	HOME	1- 1	1- 0	4- 1				
2- 5	0- 0	0- 0	AWAY	0- 2	0- 2	2- 1				
0- 0	0- 0	0- 0	NEUTRAL	0- 0	0- 0	0- 0				

RPI 1-25				RPI 26-50				RPI 51-100				RPI 101+				Team's RPI: 147	
RPI	S	Opponent	Score	RPI	S	Opponent	Score	RPI	S	Opponent	Score	RPI	S	Opponent	Score		
				32	N	South Fla.	54 63	59	H	Northwestern	75 87	131	A	St. Mary's (CA)	53 55		
				46	N	Marquette	65 62	70	A	California	58 73	139	A	San Francisco	68 77		
								72	N	Oklahoma St.	53 67	139	H	San Francisco	74 61		
								75	A	Gonzaga	39 51	174	N	New Mexico St.	60 46		
								75	H	Gonzaga	49 50	177	H	Idaho St.	82 78		
								84	N	Montana St.	50 77	194	A	San Jose St.	64 75		
								89	A	BYU	66 72	206	A	Loyola Marymount	50 61		
								89	H	BYU	64 63	206	H	Loyola Marymount	71 64		
												234	H	Pacific	68 51		
												238	H	San Diego	56 57		
												243	A	UC Santa Barbara	69 58		
												254	A	Portland	56 44		
												254	H	Portland	68 56		
												302	A	Pepperdine	69 48		
												302	H	Pepperdine	61 40		
LAST 12 Division I GAMES:																	
				32	N	South Fla.	54 63	131	A	St. Mary's (CA)	53 55						
				302	A	Pepperdine	69 48	89	A	BYU	66 72						
				234	H	Pacific	68 51	206	A	Loyola Marymount	50 61						
				139	H	San Francisco	74 61	75	A	Gonzaga	39 51						
				75	H	Gonzaga	49 50	302	H	Pepperdine	61 40						
				254	H	Portland	68 56	238	H	San Diego	56 57						

Non-Div I Games: UC Santa Cruz 85 39

Santa Clara

Loss, Non-Conf, S Site, H Home A Away N Neutral

Average RPI Win:	285	WON-LOST	WINNING	LAST 10	STRENGTH OF	OPP. STRENGTH	TEAM	ADJ.	CONF.	ADJ CONF.
Average RPI Loss:	156	RECORD	PCT. RANK	GAMES	SCHEDULE	OF SCHEDULE	RPI	RPI	RPI	RPI
DIV. I ONLY	8- 14	245	7- 2	206	298	266	266	32	32	
DIV. I NON-CONF.	1- 10	325	0- 0	87	46	287	287	31	31	
TOTALS	RPI 1-25	RPI 26-50	W-L RECORDS	RPI 51-100	RPI 101-150	RPI 150+				
8- 14	0- 2	0- 1	OVERALL	0- 3	0- 0	8- 8				
6- 5	0- 1	0- 0	HOME	0- 1	0- 0	6- 3				
2- 9	0- 1	0- 1	AWAY	0- 2	0- 0	2- 5				
0- 0	0- 0	0- 0	NEUTRAL	0- 0	0- 0	0- 0				
1- 10	0- 2	0- 1	NON-CONFERENCE	0- 3	0- 0	1- 4				
1- 4	0- 1	0- 0	HOME	0- 1	0- 0	1- 2				
0- 6	0- 1	0- 1	AWAY	0- 2	0- 0	0- 2				
0- 0	0- 0	0- 0	NEUTRAL	0- 0	0- 0	0- 0				
7- 4	0- 0	0- 0	CONFERENCE	0- 0	0- 0	7- 4				
5- 1	0- 0	0- 0	HOME	0- 0	0- 0	5- 1				
2- 3	0- 0	0- 0	AWAY	0- 0	0- 0	2- 3				
0- 0	0- 0	0- 0	NEUTRAL	0- 0	0- 0	0- 0				

RPI 1-25				RPI 26-50				RPI 51-100				RPI 101+ Team's RPI: 266			
RPI	S	Opponent	Score	RPI	S	Opponent	Score	RPI	S	Opponent	Score	RPI	S	Opponent	Score
3	H	South Carolina	30 70	38	A	Auburn	46 75	69	A	Iowa St.	51 74	170	A	Hampton	46 75
6	A	Washington	36 87					92	H	Jacksonville	40 55	170	H	Hampton	55 51
								95	A	FGCU	40 89	199	A	Seton Hall	60 74
												219	H	Alabama St.	54 39
												221	H	Bethune-Cookman	31 38
												240	H	Ga. Southern	45 50
												249	A	UMES	59 58
												253	H	Jacksonville St.	57 64
												259	A	Howard	49 55
												261	A	Norfolk St.	55 61
												261	H	Norfolk St.	59 53
												277	A	Kennesaw St.	60 72
												339	H	Morgan St.	66 62
												344	H	Florida A&M	56 52
												346	A	South Carolina St.	60 49
												348	H	Delaware St.	64 57
LAST 12 Division I GAMES:															
261	H	Norfolk St.	59 53	346	A	South Carolina St.	60 49								
170	H	Hampton	55 51	344	H	Florida A&M	56 52								
249	A	UMES	59 58	170	A	Hampton	46 75								
259	A	Howard	49 55	261	A	Norfolk St.	55 61								
348	H	Delaware St.	64 57	221	H	Bethune-Cookman	31 38								
339	H	Morgan St.	66 62	95	A	FGCU	40 89								

Non-Div I Games: Columbia (SC) 68 52 Allen 91 48

Savannah St.

■ Loss,
 ■ Non-Conf,
 ■ S Site,
 ■ Home
 ■ Away
 N Neutral

Average RPI Win:	296	WON-LOST	WINNING	LAST 10	STRENGTH OF	OPP. STRENGTH	TEAM	ADJ.	CONF.	ADJ CONF.
Average RPI Loss:	143	RECORD	PCT. RANK	GAMES	SCHEDULE	OF SCHEDULE	RPI	RPI	RPI	RPI
DIV. I ONLY	11- 14	208	8- 2	257	264	226	226	29	29	
DIV. I NON-CONF.	3- 12	288	0- 2	152	225	283	283	29	29	
TOTALS	RPI 1-25	RPI 26-50	W-L RECORDS	RPI 51-100	RPI 101-150	RPI 150+				
11- 14	0- 1	0- 0	OVERALL	0- 4	0- 2	11- 7				
6- 5	0- 1	0- 0	HOME	0- 0	0- 1	6- 3				
5- 9	0- 0	0- 0	AWAY	0- 4	0- 1	5- 4				
0- 0	0- 0	0- 0	NEUTRAL	0- 0	0- 0	0- 0				
3- 12	0- 1	0- 0	NON-CONFERENCE	0- 4	0- 2	3- 5				
2- 5	0- 1	0- 0	HOME	0- 0	0- 1	2- 3				
1- 7	0- 0	0- 0	AWAY	0- 4	0- 1	1- 2				
0- 0	0- 0	0- 0	NEUTRAL	0- 0	0- 0	0- 0				
8- 2	0- 0	0- 0	CONFERENCE	0- 0	0- 0	8- 2				
4- 0	0- 0	0- 0	HOME	0- 0	0- 0	4- 0				
4- 2	0- 0	0- 0	AWAY	0- 0	0- 0	4- 2				
0- 0	0- 0	0- 0	NEUTRAL	0- 0	0- 0	0- 0				

RPI 1-25				RPI 26-50				RPI 51-100				RPI 101+ Team's RPI: 226			
RPI	S	Opponent	Score	RPI	S	Opponent	Score	RPI	S	Opponent	Score	RPI	S	Opponent	Score
6	H	Washington	64 94					54	A	Colorado St.	62 66	129	H	Idaho	64 68
								84	A	Montana St.	56 75	139	A	San Francisco	59 73
								88	A	Boise St.	68 73	163	A	UC Riverside	54 58
								90	A	SMU	43 77	174	A	New Mexico St.	69 73
												179	H	CSUN	64 68
												206	H	Loyola Marymount	59 62
												216	A	Grand Canyon	77 82
												216	H	Grand Canyon	86 60
												233	H	Portland St.	71 79
												238	A	San Diego	44 67
												243	H	UC Santa Barbara	58 53
												256	A	UTRGV	67 54
												265	H	CSU Bakersfield	54 47
												308	A	Denver	75 72
												318	A	UMKC	75 65
												318	H	UMKC	74 52
												327	H	Montana	60 44
												331	A	Utah Valley	69 51
												335	A	Chicago St.	64 51
												335	H	Chicago St.	82 53
LAST 12 Division I GAMES:															
216	A	Grand Canyon	77 82	216	H	Grand Canyon	86 60								
318	H	UMKC	74 52	335	A	Chicago St.	64 51								
335	H	Chicago St.	82 53	318	A	UMKC	75 65								
331	A	Utah Valley	69 51	265	H	CSU Bakersfield	54 47								
256	A	UTRGV	67 54	179	H	CSUN	64 68								
174	A	New Mexico St.	69 73	90	A	SMU	43 77								

Non-Div I Games:

Seattle U

■ Loss,
 ■ Non-Conf,
 ■ S Site,
 ■ Home
 ■ A Away
 N Neutral

Average RPI Win:	197	WON-LOST	WINNING	LAST 10	STRENGTH OF	OPP. STRENGTH	TEAM	ADJ.	CONF.	ADJ CONF.
Average RPI Loss:	81	RECORD	PCT. RANK	GAMES	SCHEDULE	OF SCHEDULE	RPI	RPI	RPI	RPI
DIV. I ONLY	11- 16	232	3- 7	124	72	199	199	7	7	
DIV. I NON-CONF.	7- 4	114	0- 0	255	154	165	165	7	7	
TOTALS	RPI 1-25	RPI 26-50	W-L RECORDS	RPI 51-100	RPI 101-150	RPI 150+				
11- 16	0- 4	0- 2	OVERALL	2- 5	1- 2	8- 3				
10- 6	0- 2	0- 1	HOME	2- 2	1- 1	7- 0				
1- 10	0- 2	0- 1	AWAY	0- 3	0- 1	1- 3				
0- 0	0- 0	0- 0	NEUTRAL	0- 0	0- 0	0- 0				
7- 4	0- 0	0- 0	NON-CONFERENCE	1- 1	1- 2	5- 1				
6- 1	0- 0	0- 0	HOME	1- 0	1- 1	4- 0				
1- 3	0- 0	0- 0	AWAY	0- 1	0- 1	1- 1				
0- 0	0- 0	0- 0	NEUTRAL	0- 0	0- 0	0- 0				
4- 12	0- 4	0- 2	CONFERENCE	1- 4	0- 0	3- 2				
4- 5	0- 2	0- 1	HOME	1- 2	0- 0	3- 0				
0- 7	0- 2	0- 1	AWAY	0- 2	0- 0	0- 2				
0- 0	0- 0	0- 0	NEUTRAL	0- 0	0- 0	0- 0				

RPI 1-25				RPI 26-50				RPI 51-100				RPI 101+ Team's RPI: 199			
RPI	S	Opponent	Score	RPI	S	Opponent	Score	RPI	S	Opponent	Score	RPI	S	Opponent	Score
17	A	DePaul	60 86	46	A	Marquette	60 103	51	A	Villanova	52 69	103	H	UT Arlington	61 86
17	H	DePaul	65 96	46	H	Marquette	77 83	51	H	Villanova	52 87	115	H	Rider	89 81
21	A	Creighton	44 61					56	A	Georgetown	58 77	121	A	Princeton	67 94
21	H	Creighton	60 70					56	H	Georgetown	60 77	167	H	Boston College	71 66
								62	A	Minnesota	57 90	176	H	Providence	55 43
								67	H	St. John's (NY)	64 59	182	A	Xavier	64 72
								78	H	Wake Forest	70 63	182	H	Xavier	71 62
												211	A	Rutgers	45 53
												229	A	Marist	76 63
												239	A	Butler	58 79
												239	H	Butler	65 63
												266	H	Savannah St.	74 60
												314	H	Central Conn. St.	78 70
												338	H	LIU Brooklyn	77 59
LAST 12 Division I GAMES:															
21	A	Creighton	44 61	182	H	Xavier	71 62								
51	H	Villanova	52 87	21	H	Creighton	60 70								
56	H	Georgetown	60 77	176	H	Providence	55 43								
17	A	DePaul	60 86	56	A	Georgetown	58 77								
46	A	Marquette	60 103	51	A	Villanova	52 69								
239	H	Butler	65 63	46	H	Marquette	77 83								

Non-Div I Games:

Seton Hall

■ Loss,
■ Non-Conf,
■ S Site,
■ H Home
■ A Away
N Neutral

Average RPI Win: 235	WON-LOST	WINNING	LAST 10	STRENGTH OF	OPP. STRENGTH	TEAM	ADJ.	CONF.	ADJ CONF.
Average RPI Loss: 129	RECORD	PCT. RANK	GAMES	SCHEDULE	OF SCHEDULE	RPI	RPI	RPI	RPI
DIV. I ONLY	11- 15	216	7- 3	111	227	190	190	18	18
DIV. I NON-CONF.	1- 8	314	0- 0	33	199	254	254	17	17
TOTALS	RPI 1-25	RPI 26-50	W-L RECORDS	RPI 51-100	RPI 101-150	RPI 150+			
11- 15	0- 1	0- 3	OVERALL	0- 2	0- 3	11- 6			
7- 6	0- 1	0- 1	HOME	0- 1	0- 1	7- 2			
4- 9	0- 0	0- 2	AWAY	0- 1	0- 2	4- 4			
0- 0	0- 0	0- 0	NEUTRAL	0- 0	0- 0	0- 0			
1- 8	0- 1	0- 1	NON-CONFERENCE	0- 2	0- 1	1- 3			
1- 3	0- 1	0- 0	HOME	0- 1	0- 0	1- 1			
0- 5	0- 0	0- 1	AWAY	0- 1	0- 1	0- 2			
0- 0	0- 0	0- 0	NEUTRAL	0- 0	0- 0	0- 0			
10- 7	0- 0	0- 2	CONFERENCE	0- 0	0- 2	10- 3			
6- 3	0- 0	0- 1	HOME	0- 0	0- 1	6- 1			
4- 4	0- 0	0- 1	AWAY	0- 0	0- 1	4- 2			
0- 0	0- 0	0- 0	NEUTRAL	0- 0	0- 0	0- 0			

RPI 1-25				RPI 26-50				RPI 51-100				RPI 101+ Team's RPI: 190			
RPI	S	Opponent	Score	RPI	S	Opponent	Score	RPI	S	Opponent	Score	RPI	S	Opponent	Score
25	H	Harvard	58 65	33	A	Syracuse	65 102	86	H	New Hampshire	67 77	115	A	Rider	70 72
				43	A	Quinnipiac	47 73	95	A	FGCU	42 66	115	H	Rider	61 62
				43	H	Quinnipiac	60 76					145	A	Albany (NY)	86 88
												152	A	Iona	58 46
												168	A	Northeastern	50 61
												175	H	Hartford	76 80
												187	A	Fairfield	57 61
												187	H	Fairfield	67 52
												198	A	Sacred Heart	58 62
												224	A	Monmouth	91 86
												224	H	Monmouth	85 76
												229	A	Marist	69 68
												229	H	Marist	59 70
												231	A	Niagara	70 68
												231	H	Niagara	71 53
												252	H	Canisius	67 42
												260	H	Colgate	71 63
												271	A	Manhattan	66 68
												271	H	Manhattan	67 62
												320	H	Saint Peter's	80 55
LAST 12 Division I GAMES:															
231	A	Niagara	70 68	252	H	Canisius	67 42								
43	H	Quinnipiac	60 76	229	A	Marist	69 68								
271	H	Manhattan	67 62	320	H	Saint Peter's	80 55								
115	A	Rider	70 72	224	H	Monmouth	85 76								
229	H	Marist	59 70	152	A	Iona	58 46								
224	A	Monmouth	91 86	115	H	Rider	61 62								

Non-Div I Games:

Siena

■ Loss,
 ■ Non-Conf,
 ■ S Site,
 ■ Home
 ■ Away
 N Neutral

Average RPI Win:	255	WON-LOST	WINNING	LAST 10	STRENGTH OF	OPP. STRENGTH	TEAM	ADJ.	CONF.	ADJ CONF.
Average RPI Loss:	150	RECORD	PCT. RANK	GAMES	SCHEDULE	OF SCHEDULE	RPI	RPI	RPI	RPI
DIV. I ONLY	6- 16	291	1- 9	149	241	244	244	21	21	
DIV. I NON-CONF.	3- 6	230	0- 0	89	178	189	189	19	19	
TOTALS	RPI 1-25	RPI 26-50	W-L RECORDS	RPI 51-100	RPI 101-150	RPI 150+				
6- 16	0- 0	0- 2	OVERALL	0- 2	0- 5	6- 7				
1- 8	0- 0	0- 1	HOME	0- 0	0- 3	1- 4				
4- 7	0- 0	0- 1	AWAY	0- 1	0- 2	4- 3				
1- 1	0- 0	0- 0	NEUTRAL	0- 1	0- 0	1- 0				
3- 6	0- 0	0- 1	NON-CONFERENCE	0- 2	0- 2	3- 1				
1- 2	0- 0	0- 1	HOME	0- 0	0- 1	1- 0				
1- 3	0- 0	0- 0	AWAY	0- 1	0- 1	1- 1				
1- 1	0- 0	0- 0	NEUTRAL	0- 1	0- 0	1- 0				
3- 10	0- 0	0- 1	CONFERENCE	0- 0	0- 3	3- 6				
0- 6	0- 0	0- 0	HOME	0- 0	0- 2	0- 4				
3- 4	0- 0	0- 1	AWAY	0- 0	0- 1	3- 2				
0- 0	0- 0	0- 0	NEUTRAL	0- 0	0- 0	0- 0				

RPI S	Opponent	Score	RPI S	Opponent	Score	RPI S	Opponent	Score	RPI S	Opponent	Score	Team's RPI: 244
30	H North Carolina St.	31 74	80	N Florida	33 85	103	H UT Arlington	49 73				
47	A Little Rock	54 71	92	A Jacksonville	55 62	110	A Troy	71 75				
						110	H Troy	57 73				
						116	A UCF	58 70				
						120	H Southern Miss.	48 57				
						162	A Louisiana	38 62				
						164	H Texas St.	44 57				
						180	A UAB	41 66				
						207	A New Orleans	65 62				
						227	H Southern U.	55 48				
						240	A Ga. Southern	55 46				
						240	H Ga. Southern	45 53				
						245	A Georgia St.	77 47				
						245	H Georgia St.	45 55				
						273	H Coastal Caro.	45 61				
						279	N North Florida	62 55				
						325	A Arkansas St.	53 56				
						330	A La.-Monroe	74 44				
LAST 12 Division I GAMES:												
273	H Coastal Caro.	45 61	47	A Little Rock	54 71							
330	A La.-Monroe	74 44	325	A Arkansas St.	53 56							
162	A Louisiana	38 62	164	H Texas St.	44 57							
110	A Troy	71 75	103	H UT Arlington	49 73							
240	H Ga. Southern	45 53	245	A Georgia St.	77 47							
245	H Georgia St.	45 55	240	A Ga. Southern	55 46							

Non-Div I Games: Spring Hill 38 33 William Carey 62 39

South Ala.

Loss, Non-Conf, S Site, H Home A Away N Neutral

South Carolina

Through Games Of Feb. 17, 2017

Average RPI Win:	89	WON-LOST	WINNING	LAST 10	STRENGTH OF	OPP. STRENGTH	TEAM	ADJ.	CONF.	ADJ CONF.
Average RPI Loss:	9	RECORD	PCT. RANK	GAMES	SCHEDULE	OF SCHEDULE	RPI	RPI	RPI	RPI
DIV. I ONLY	22- 3	7	8- 2	6	1	3	3	2	2	
DIV. I NON-CONF.	10- 2	32	0- 1	9	2	3	3	2	2	
TOTALS	RPI 1-25	RPI 26-50	W-L RECORDS	RPI 51-100	RPI 101-150	RPI 150+				
22- 3	6- 3	3- 0	OVERALL	5- 0	5- 0	3- 0				
12- 1	2- 1	1- 0	HOME	3- 0	4- 0	2- 0				
9- 2	3- 2	2- 0	AWAY	2- 0	1- 0	1- 0				
1- 0	1- 0	0- 0	NEUTRAL	0- 0	0- 0	0- 0				
10- 2	3- 2	1- 0	NON-CONFERENCE	1- 0	2- 0	3- 0				
6- 0	1- 0	0- 0	HOME	1- 0	2- 0	2- 0				
3- 2	1- 2	1- 0	AWAY	0- 0	0- 0	1- 0				
1- 0	1- 0	0- 0	NEUTRAL	0- 0	0- 0	0- 0				
12- 1	3- 1	2- 0	CONFERENCE	4- 0	3- 0	0- 0				
6- 1	1- 1	1- 0	HOME	2- 0	2- 0	0- 0				
6- 0	2- 0	1- 0	AWAY	2- 0	1- 0	0- 0				
0- 0	0- 0	0- 0	NEUTRAL	0- 0	0- 0	0- 0				

RPI	S	Opponent	Score	RPI	S	Opponent	Score	RPI	S	Opponent	Score	RPI	S	Opponent	Score
1	A	UConn	55 66	27	A	Ohio St.	92 80	62	H	Minnesota	98 58	106	H	Ole Miss	65 46
4	H	Mississippi St.	64 61	38	A	Auburn	73 47	80	A	Florida	81 62	111	H	Clemson	83 61
5	A	Texas	76 67	38	H	Auburn	60 41	91	A	Georgia	62 44	128	H	Alabama	93 45
9	A	Duke	63 74					91	H	Georgia	66 63	134	H	Maine	79 42
11	H	UCLA	66 57					94	H	Vanderbilt	82 51	137	A	Arkansas	79 49
13	N	Louisville	83 59									170	H	Hampton	92 38
14	A	Kentucky	75 63									266	A	Savannah St.	70 30
18	H	Tennessee	74 76									320	H	Saint Peter's	93 38
24	A	LSU	84 61												
LAST 12 Division I GAMES:															
94	H	Vanderbilt	82 51	91	A	Georgia	62 44								
1	A	UConn	55 66	4	H	Mississippi St.	64 61								
38	H	Auburn	60 41	106	H	Ole Miss	65 46								
137	A	Arkansas	79 49	24	A	LSU	84 61								
14	A	Kentucky	75 63	91	H	Georgia	66 63								
18	H	Tennessee	74 76	80	A	Florida	81 62								

Non-Div I Games:

South Carolina

Loss, Non-Conf, S Site, H Home A Away N Neutral

Average RPI Win:	305	WON-LOST	WINNING	LAST 10	STRENGTH OF	OPP. STRENGTH	TEAM	ADJ.	CONF.	ADJ CONF.
Average RPI Loss:	237	RECORD	PCT. RANK	GAMES	SCHEDULE	OF SCHEDULE	RPI	RPI	RPI	RPI
DIV. I ONLY	3- 19	331	2- 8	338	330	346	346	32	32	
DIV. I NON-CONF.	1- 8	314	0- 0	333	237	344	344	31	31	
TOTALS	RPI 1-25	RPI 26-50	W-L RECORDS	RPI 51-100	RPI 101-150	RPI 150+				
3- 19	0- 0	0- 0	OVERALL	0- 1	0- 2	3- 16				
1- 6	0- 0	0- 0	HOME	0- 0	0- 0	1- 6				
2- 12	0- 0	0- 0	AWAY	0- 1	0- 2	2- 9				
0- 1	0- 0	0- 0	NEUTRAL	0- 0	0- 0	0- 1				
1- 8	0- 0	0- 0	NON-CONFERENCE	0- 1	0- 2	1- 5				
0- 1	0- 0	0- 0	HOME	0- 0	0- 0	0- 1				
1- 6	0- 0	0- 0	AWAY	0- 1	0- 2	1- 3				
0- 1	0- 0	0- 0	NEUTRAL	0- 0	0- 0	0- 1				
2- 11	0- 0	0- 0	CONFERENCE	0- 0	0- 0	2- 11				
1- 5	0- 0	0- 0	HOME	0- 0	0- 0	1- 5				
1- 6	0- 0	0- 0	AWAY	0- 0	0- 0	1- 6				
0- 0	0- 0	0- 0	NEUTRAL	0- 0	0- 0	0- 0				

RPI S	Opponent	Score	RPI S	Opponent	Score	RPI S	Opponent	Score	RPI S	Opponent	Score	Team's RPI: 346
						91 A	Georgia	50 64	108 A	North Carolina	49 82	
									111 A	Clemson	36 56	
									170 A	Hampton	46 80	
									170 H	Hampton	50 51	
									221 H	Bethune-Cookman	34 64	
									240 A	Ga. Southern	58 74	
									242 A	Wofford	65 66	
									246 A	Charleston So.	62 67	
									249 A	UMES	67 60	
									259 A	Howard	57 75	
									261 A	Norfolk St.	68 83	
									261 H	Norfolk St.	53 68	
									266 H	Savannah St.	49 60	
									273 N	Coastal Caro.	54 63	
									280 A	N.C. A&T	54 66	
									298 A	Coppin St.	54 70	
									321 H	USC Upstate	67 73	
									328 A	Winthrop	63 55	
									339 H	Morgan St.	50 46	
									340 A	N.C. Central	41 52	
									348 H	Delaware St.	70 72	
LAST 12 Division I GAMES:												
261 A	Norfolk St.	68 83	249 A	UMES	67 60							
280 A	N.C. A&T	54 66	170 A	Hampton	46 80							
340 A	N.C. Central	41 52	339 H	Morgan St.	50 46							
170 H	Hampton	50 51	348 H	Delaware St.	70 72							
261 H	Norfolk St.	53 68	266 H	Savannah St.	49 60							
259 A	Howard	57 75	221 H	Bethune-Cookman	34 64							

Non-Div I Games: St. Andrews 72 35 Morris 85 57

South Carolina St.

Loss, Non-Conf, S Site, H Home A Away N Neutral

South Dakota

Through Games Of Feb. 17, 2017

Average RPI Win:	192	WON-LOST	WINNING	LAST 10	STRENGTH OF	OPP. STRENGTH	TEAM	ADJ.	CONF.	ADJ CONF.
Average RPI Loss:	129	RECORD	PCT. RANK	GAMES	SCHEDULE	OF SCHEDULE	RPI	RPI	RPI	RPI
DIV. I ONLY	19- 5	25	8- 2	221	117	63	63	11	11	
DIV. I NON-CONF.	9- 2	37	0- 0	141	117	38	38	9	9	
TOTALS	RPI 1-25	RPI 26-50	W-L RECORDS	RPI 51-100	RPI 101-150	RPI 150+				
19- 5	0- 0	1- 1	OVERALL	2- 2	3- 1	13- 1				
9- 1	0- 0	1- 0	HOME	1- 1	2- 0	5- 0				
7- 4	0- 0	0- 1	AWAY	0- 1	1- 1	6- 1				
3- 0	0- 0	0- 0	NEUTRAL	1- 0	0- 0	2- 0				
9- 2	0- 0	0- 0	NON-CONFERENCE	1- 1	1- 1	7- 0				
3- 0	0- 0	0- 0	HOME	0- 0	1- 0	2- 0				
3- 2	0- 0	0- 0	AWAY	0- 1	0- 1	3- 0				
3- 0	0- 0	0- 0	NEUTRAL	1- 0	0- 0	2- 0				
10- 3	0- 0	1- 1	CONFERENCE	1- 1	2- 0	6- 1				
6- 1	0- 0	1- 0	HOME	1- 1	1- 0	3- 0				
4- 2	0- 0	0- 1	AWAY	0- 0	1- 0	3- 1				
0- 0	0- 0	0- 0	NEUTRAL	0- 0	0- 0	0- 0				

RPI S	Opponent	Score	RPI S	Opponent	Score	RPI S	Opponent	Score	RPI S	Opponent	Score
37	A South Dakota St.	58 70	37	H South Dakota St.	65 62	61	H IUPUI	75 62	105	H SFA	80 74
						68	N Northern Ill.	97 83	137	A Arkansas	67 70
						81	H Western Ill.	78 86	149	A Oral Roberts	69 47
						100	A Wyoming	62 69	149	H Oral Roberts	79 50
									154	A Tulsa	71 68
									158	A Omaha	60 52
									163	A UC Riverside	61 55
									184	H Illinois	77 68
									188	N Southern Ill.	68 57
									194	H San Jose St.	84 69
									218	N SIUE	75 68
									265	A CSU Bakersfield	75 60
									291	A North Dakota St.	73 83
									291	H North Dakota St.	80 48
									308	A Denver	53 44
									308	H Denver	70 64
									324	A Fort Wayne	82 55
									324	H Fort Wayne	87 59
LAST 12 Division I GAMES:											
149	H Oral Roberts	79 50	324	H Fort Wayne	87 59						
324	A Fort Wayne	82 55	158	A Omaha	60 52						
37	A South Dakota St.	58 70	149	A Oral Roberts	69 47						
308	A Denver	53 44	61	H IUPUI	75 62						
81	H Western Ill.	78 86	291	A North Dakota St.	73 83						
291	H North Dakota St.	80 48	37	H South Dakota St.	65 62						

Non-Div I Games: Concordia-St. Paul 83 58 Northwestern (IA) 100 57

South Dakota

Loss, Non-Conf, S Site, H Home A Away N Neutral

Average RPI Win:	169	WON-LOST	WINNING	LAST 10	STRENGTH OF	OPP. STRENGTH	TEAM	ADJ.	CONF.	ADJ CONF.
Average RPI Loss:	61	RECORD	PCT. RANK	GAMES	SCHEDULE	OF SCHEDULE	RPI	RPI	RPI	RPI
DIV. I ONLY	19- 7	53	7- 3	58	113	37	37	11	11	
DIV. I NON-CONF.	9- 3	63	0- 0	24	56	14	14	9	9	
TOTALS	RPI 1-25	RPI 26-50	W-L RECORDS	RPI 51-100	RPI 101-150	RPI 150+				
19- 7	1- 2	2- 1	OVERALL	4- 3	3- 0	9- 1				
11- 1	1- 0	1- 1	HOME	3- 0	1- 0	5- 0				
7- 6	0- 2	1- 0	AWAY	1- 3	2- 0	3- 1				
1- 0	0- 0	0- 0	NEUTRAL	0- 0	0- 0	1- 0				
9- 3	1- 2	2- 1	NON-CONFERENCE	1- 0	1- 0	4- 0				
4- 1	1- 0	1- 1	HOME	0- 0	0- 0	2- 0				
4- 2	0- 2	1- 0	AWAY	1- 0	1- 0	1- 0				
1- 0	0- 0	0- 0	NEUTRAL	0- 0	0- 0	1- 0				
10- 4	0- 0	0- 0	CONFERENCE	3- 3	2- 0	5- 1				
7- 0	0- 0	0- 0	HOME	3- 0	1- 0	3- 0				
3- 4	0- 0	0- 0	AWAY	0- 3	1- 0	2- 1				
0- 0	0- 0	0- 0	NEUTRAL	0- 0	0- 0	0- 0				

RPI 1-25				RPI 26-50				Team's RPI: 37				RPI 51-100				RPI 101+			
RPI	S	Opponent	Score	RPI	S	Opponent	Score	RPI	S	Opponent	Score	RPI	S	Opponent	Score	RPI	S	Opponent	Score
13	A	Louisville	30 83	36	H	Green Bay	43 67	61	A	IUPUI	59 64	122	A	North Dakota	83 72				
15	A	Oklahoma	60 74	44	A	Iowa	66 64	61	H	IUPUI	68 49	149	A	Oral Roberts	78 57				
21	H	Creighton	63 56	48	H	George Washington	60 55	63	A	South Dakota	62 65	149	H	Oral Roberts	82 35				
								63	H	South Dakota	70 58	158	A	Omaha	82 83				
								65	A	UNI	61 50	158	H	Omaha	76 64				
								81	A	Western Ill.	77 83	215	A	Wichita St.	78 58				
								81	H	Western Ill.	73 58	218	H	SIUE	82 49				
												278	H	Ark.-Pine Bluff	103 45				
												291	A	North Dakota St.	69 66				
												291	H	North Dakota St.	70 44				
												308	A	Denver	72 63				
												324	H	Fort Wayne	73 51				
												327	N	Montana	84 43				
LAST 12 Division I GAMES:																			
				81	A	Western Ill.	77 83	81	H	Western Ill.	73 58								
				61	A	IUPUI	59 64	308	A	Denver	72 63								
				149	H	Oral Roberts	82 35	149	A	Oral Roberts	78 57								
				63	H	South Dakota	70 58	61	H	IUPUI	68 49								
				291	H	North Dakota St.	70 44	158	H	Omaha	76 64								
				158	A	Omaha	82 83	324	H	Fort Wayne	73 51								

Non-Div I Games:

South Dakota St.

■ Loss,
 ■ Non-Conf, S Site,
 ■ Home
 ■ Away
 N Neutral

Average RPI Win:	148	WON-LOST	WINNING	LAST 10	STRENGTH OF	OPP. STRENGTH	TEAM	ADJ.	CONF.	ADJ CONF.
Average RPI Loss:	78	RECORD	PCT. RANK	GAMES	SCHEDULE	OF SCHEDULE	RPI	RPI	RPI	RPI
DIV. I ONLY	20- 5	21	7- 3	72	67	32	32	5	5	
DIV. I NON-CONF.	11- 2	23	0- 1	144	106	58	58	5	5	
TOTALS	RPI 1-25	RPI 26-50	W-L RECORDS	RPI 51-100	RPI 101-150	RPI 150+				
20- 5	1- 2	2- 0	OVERALL	4- 0	5- 3	8- 0				
10- 2	0- 1	1- 0	HOME	1- 0	3- 1	5- 0				
6- 2	1- 1	1- 0	AWAY	1- 0	0- 1	3- 0				
4- 1	0- 0	0- 0	NEUTRAL	2- 0	2- 1	0- 0				
11- 2	0- 1	0- 0	NON-CONFERENCE	3- 0	3- 1	5- 0				
5- 1	0- 1	0- 0	HOME	1- 0	1- 0	3- 0				
2- 0	0- 0	0- 0	AWAY	0- 0	0- 0	2- 0				
4- 1	0- 0	0- 0	NEUTRAL	2- 0	2- 1	0- 0				
9- 3	1- 1	2- 0	CONFERENCE	1- 0	2- 2	3- 0				
5- 1	0- 0	1- 0	HOME	0- 0	2- 1	2- 0				
4- 2	1- 1	1- 0	AWAY	1- 0	0- 1	1- 0				
0- 0	0- 0	0- 0	NEUTRAL	0- 0	0- 0	0- 0				

RPI	S	Opponent	Score	RPI	S	Opponent	Score	Team's RPI: 32	RPI	S	Opponent	Score	RPI	S	Opponent	Score
1	A	UConn	37 102	42	A	Tulane	62 53		83	N	UNLV	77 42	108	N	North Carolina	83 55
13	H	Louisville	52 66	42	H	Tulane	66 56		90	A	SMU	52 51	116	H	UCF	62 66
23	A	Temple	55 51						91	N	Georgia	81 65	118	N	Long Beach St.	68 73
									92	H	Jacksonville	64 52	119	H	Stetson	74 60
													140	A	Memphis	57 62
													140	H	Memphis	79 49
													142	H	Cincinnati	72 52
													147	N	Santa Clara	63 54
													151	A	East Carolina	76 66
													151	H	East Carolina	79 48
													154	H	Tulsa	84 68
													239	A	Butler	74 59
													262	H	Saint Francis (PA)	129 80
													279	H	North Florida	78 42
													281	H	FIU	91 41
													325	A	Arkansas St.	78 59
LAST 12 Division I GAMES:																
116	H	UCF	62 66	90	A	SMU	52 51									
42	H	Tulane	66 56	13	H	Louisville	52 66									
151	A	East Carolina	76 66	140	H	Memphis	79 49									
140	A	Memphis	57 62	151	H	East Carolina	79 48									
142	H	Cincinnati	72 52	1	A	UConn	37 102									
23	A	Temple	55 51	154	H	Tulsa	84 68									

Non-Div I Games:

South Fla.

■ Loss,
 ■ Non-Conf,
 ■ S Site,
 ■ Home
 ■ A Away
 N Neutral

Average RPI Win:	274	WON-LOST	WINNING	LAST 10	STRENGTH OF	OPP. STRENGTH	TEAM	ADJ.	CONF.	ADJ CONF.
Average RPI Loss:	186	RECORD	PCT. RANK	GAMES	SCHEDULE	OF SCHEDULE	RPI	RPI	RPI	RPI
DIV. I ONLY	10- 14	218	5- 5	302	290	272	272	26	26	
DIV. I NON-CONF.	4- 7	224	0- 0	269	287	286	286	26	26	
TOTALS	RPI 1-25	RPI 26-50	W-L RECORDS	RPI 51-100	RPI 101-150	RPI 150+				
10- 14	0- 0	0- 0	OVERALL	0- 2	0- 3	10- 9				
4- 7	0- 0	0- 0	HOME	0- 1	0- 2	4- 4				
5- 6	0- 0	0- 0	AWAY	0- 1	0- 1	5- 4				
1- 1	0- 0	0- 0	NEUTRAL	0- 0	0- 0	1- 1				
4- 7	0- 0	0- 0	NON-CONFERENCE	0- 1	0- 3	4- 3				
2- 3	0- 0	0- 0	HOME	0- 1	0- 2	2- 0				
1- 3	0- 0	0- 0	AWAY	0- 0	0- 1	1- 2				
1- 1	0- 0	0- 0	NEUTRAL	0- 0	0- 0	1- 1				
6- 7	0- 0	0- 0	CONFERENCE	0- 1	0- 0	6- 6				
2- 4	0- 0	0- 0	HOME	0- 0	0- 0	2- 4				
4- 3	0- 0	0- 0	AWAY	0- 1	0- 0	4- 2				
0- 0	0- 0	0- 0	NEUTRAL	0- 0	0- 0	0- 0				

RPI 1-25				RPI 26-50				RPI 51-100				RPI 101+				Team's RPI: 272	
RPI	S	Opponent	Score	RPI	S	Opponent	Score	RPI	S	Opponent	Score	RPI	S	Opponent	Score		
								73	A	Belmont	77	89	107	H	Saint Louis	50	89
								81	H	Western Ill.	87	100	140	A	Memphis	63	65
													142	H	Cincinnati	75	83
													162	N	Louisiana	78	82
													182	A	Xavier	48	54
													188	A	Southern Ill.	70	77
													191	H	Morehead St.	72	82
													218	A	SIUE	69	70
													218	H	SIUE	78	74
													230	H	Murray St.	79	70
													251	A	Austin Peay	74	84
													253	A	Jacksonville St.	65	58
													258	A	UT Martin	82	79
													263	H	Tennessee Tech	63	74
													267	A	Evansville	76	74
													268	A	Tennessee St.	75	67
													290	N	Alcorn	68	50
													294	H	Lipscomb	79	63
													297	H	Eastern Ky.	63	74
													312	A	Eastern Ill.	107	65
													312	H	Eastern Ill.	62	71
													349	H	Alabama A&M	75	47
LAST 12 Division I GAMES:																	
				312	A	Eastern Ill.	107 65					312	H	Eastern Ill.	62	71	
				218	H	SIUE	78 74					218	A	SIUE	69	70	
				191	H	Morehead St.	72 82					258	A	UT Martin	82	79	
				253	A	Jacksonville St.	65 58					73	A	Belmont	77	89	
				251	A	Austin Peay	74 84					268	A	Tennessee St.	75	67	
				230	H	Murray St.	79 70					297	H	Eastern Ky.	63	74	

Non-Div I Games: Hannibal-La Grange 99 52 Stephens College 107 59

Southeast Mo. St.

Loss, Non-Conf, S Site, H Home A Away N Neutral

Average RPI Win:	267	WON-LOST	WINNING	LAST 10	STRENGTH OF	OPP. STRENGTH	TEAM	ADJ.	CONF.	ADJ CONF.
Average RPI Loss:	202	RECORD	PCT. RANK	GAMES	SCHEDULE	OF SCHEDULE	RPI	RPI	RPI	RPI
DIV. I ONLY	4- 20	324	2- 8	299	295	333	333	27	27	
DIV. I NON-CONF.	1- 9	323	0- 0	100	202	298	298	27	27	
TOTALS	RPI 1-25	RPI 26-50	W-L RECORDS	RPI 51-100	RPI 101-150	RPI 150+				
4- 20	0- 1	0- 0	OVERALL	0- 3	0- 4	4- 12				
3- 6	0- 0	0- 0	HOME	0- 0	0- 1	3- 5				
1- 14	0- 1	0- 0	AWAY	0- 3	0- 3	1- 7				
0- 0	0- 0	0- 0	NEUTRAL	0- 0	0- 0	0- 0				
1- 9	0- 1	0- 0	NON-CONFERENCE	0- 3	0- 1	1- 4				
1- 1	0- 0	0- 0	HOME	0- 0	0- 0	1- 1				
0- 8	0- 1	0- 0	AWAY	0- 3	0- 1	0- 3				
0- 0	0- 0	0- 0	NEUTRAL	0- 0	0- 0	0- 0				
3- 11	0- 0	0- 0	CONFERENCE	0- 0	0- 3	3- 8				
2- 5	0- 0	0- 0	HOME	0- 0	0- 1	2- 4				
1- 6	0- 0	0- 0	AWAY	0- 0	0- 2	1- 4				
0- 0	0- 0	0- 0	NEUTRAL	0- 0	0- 0	0- 0				

RPI S	Opponent	Score	RPI S	Opponent	Score	RPI S	Opponent	Score	RPI S	Opponent	Score	Team's RPI: 333
7	A Baylor	38 109				54	A Colorado St.	31 77	104	H Abilene Christian	57 82	
						80	A Florida	51 102	106	A Ole Miss	31 81	
						85	A Colorado	54 112	112	A Central Ark.	55 77	
									132	A Lamar University	68 86	
									162	A Louisiana	77 86	
									173	A Houston	80 83	
									207	H New Orleans	85 70	
									217	H Grambling	71 87	
									221	H Bethune-Cookman	75 63	
									270	H McNeese	83 86	
									293	A Northwestern St.	71 89	
									293	H Northwestern St.	69 58	
									295	H Nicholls St.	60 76	
									299	A A&M-Corpus Christi	61 77	
									299	H A&M-Corpus Christi	53 69	
									332	A Incarnate Word	56 96	
									332	H Incarnate Word	76 85	
									337	A Sam Houston St.	61 68	
									345	A Houston Baptist	87 71	
									347	A Jackson St.	66 83	
LAST 12 Division I GAMES:												
293	A Northwestern St.	71 89	293	H Northwestern St.	69 58							
207	H New Orleans	85 70	332	A Incarnate Word	56 96							
299	H A&M-Corpus Christi	53 69	270	H McNeese	83 86							
112	A Central Ark.	55 77	299	A A&M-Corpus Christi	61 77							
295	H Nicholls St.	60 76	132	A Lamar University	68 86							
337	A Sam Houston St.	61 68	345	A Houston Baptist	87 71							

Non-Div I Games: Mobile 67 52

Southeastern La.

■ Loss,
 ■ Non-Conf, S Site,
 ■ Home
 ■ Away
 N Neutral

Average RPI Win:	152	WON-LOST	WINNING	LAST 10	STRENGTH OF	OPP. STRENGTH	TEAM	ADJ.	CONF.	ADJ CONF.
Average RPI Loss:	35	RECORD	PCT. RANK	GAMES	SCHEDULE	OF SCHEDULE	RPI	RPI	RPI	RPI
DIV. I ONLY	14- 12	152	4- 6	32	9	57	57	1	1	
DIV. I NON-CONF.	9- 2	37	0- 0	142	136	55	55	1	1	
<hr/>										
TOTALS	RPI 1-25	RPI 26-50	W-L RECORDS	RPI 51-100	RPI 101-150	RPI 150+				
14- 12	2- 6	1- 2	OVERALL	2- 4	2- 0	7- 0				
8- 5	0- 3	1- 1	HOME	2- 1	2- 0	3- 0				
4- 7	2- 3	0- 1	AWAY	0- 3	0- 0	2- 0				
2- 0	0- 0	0- 0	NEUTRAL	0- 0	0- 0	2- 0				
9- 2	1- 1	0- 0	NON-CONFERENCE	0- 1	1- 0	7- 0				
4- 1	0- 1	0- 0	HOME	0- 0	1- 0	3- 0				
3- 1	1- 0	0- 0	AWAY	0- 1	0- 0	2- 0				
2- 0	0- 0	0- 0	NEUTRAL	0- 0	0- 0	2- 0				
5- 10	1- 5	1- 2	CONFERENCE	2- 3	1- 0	0- 0				
4- 4	0- 2	1- 1	HOME	2- 1	1- 0	0- 0				
1- 6	1- 3	0- 1	AWAY	0- 2	0- 0	0- 0				
0- 0	0- 0	0- 0	NEUTRAL	0- 0	0- 0	0- 0				

RPI 1-25				RPI 26-50				RPI 51-100				Team's RPI: 57	RPI 101+			
RPI	S	Opponent	Score	RPI	S	Opponent	Score	RPI	S	Opponent	Score		RPI	S	Opponent	Score
4	H	Mississippi St.	72 76	28	A	Oregon	50 73	64	H	Utah	53 58		113	H	Arizona	58 54
6	A	Washington	67 77	28	H	Oregon	53 59	70	A	California	56 63		118	H	Long Beach St.	82 74
8	A	Oregon St.	70 50	31	H	Arizona St.	65 50	83	A	UNLV	66 77		161	N	Missouri St.	89 67
8	H	Oregon St.	60 74					85	H	Colorado	79 54		163	H	UC Riverside	67 49
11	A	UCLA	67 71					96	A	Washington St.	57 74		217	H	Grambling	75 64
11	H	UCLA	59 74					96	H	Washington St.	80 64		254	N	Portland	67 54
12	A	Stanford	42 58										257	H	Hawaii	76 44
16	A	Texas A&M	66 62										282	A	Sacramento St.	111 95
													326	A	UC Irvine	83 45
<hr/>																
LAST 12 Division I GAMES:																
				96	H	Washington St.	80 64	113	H	Arizona	58 54					
				28	A	Oregon	50 73	11	A	UCLA	67 71					
				8	A	Oregon St.	70 50	11	H	UCLA	59 74					
				70	A	California	56 63	8	H	Oregon St.	60 74					
				12	A	Stanford	42 58	28	H	Oregon	53 59					
				31	H	Arizona St.	65 50	96	A	Washington St.	57 74					

Non-Div I Games:

Southern California

■ Loss,
 ■ Non-Conf,
 ■ S Site,
 ■ H Home
 ■ A Away
 N Neutral

Average RPI Win:	217	WON-LOST	WINNING	LAST 10	STRENGTH OF	OPP. STRENGTH	TEAM	ADJ.	CONF.	ADJ CONF.
Average RPI Loss:	148	RECORD	PCT. RANK	GAMES	SCHEDULE	OF SCHEDULE	RPI	RPI	RPI	RPI
DIV. I ONLY	11- 13	198	5- 5	159	193	188	188	16	16	
DIV. I NON-CONF.	5- 5	165	0- 0	162	210	161	161	14	14	
TOTALS	RPI 1-25	RPI 26-50	W-L RECORDS	RPI 51-100	RPI 101-150	RPI 150+				
11- 13	0- 1	0- 2	OVERALL	2- 2	1- 0	8- 8				
6- 5	0- 0	0- 1	HOME	1- 0	1- 0	4- 4				
5- 7	0- 1	0- 1	AWAY	1- 1	0- 0	4- 4				
0- 1	0- 0	0- 0	NEUTRAL	0- 1	0- 0	0- 0				
5- 5	0- 1	0- 0	NON-CONFERENCE	1- 1	1- 0	3- 3				
3- 1	0- 0	0- 0	HOME	0- 0	1- 0	2- 1				
2- 3	0- 1	0- 0	AWAY	1- 0	0- 0	1- 2				
0- 1	0- 0	0- 0	NEUTRAL	0- 1	0- 0	0- 0				
6- 8	0- 0	0- 2	CONFERENCE	1- 1	0- 0	5- 5				
3- 4	0- 0	0- 1	HOME	1- 0	0- 0	2- 3				
3- 4	0- 0	0- 1	AWAY	0- 1	0- 0	3- 2				
0- 0	0- 0	0- 0	NEUTRAL	0- 0	0- 0	0- 0				

RPI S	Opponent	Score	RPI S	Opponent	Score	RPI S	Opponent	Score	RPI S	Opponent	Score	Team's RPI: 188
15	A Oklahoma	48 80	34	A Drake	59 75	63	N South Dakota	57 68	140	H Memphis	69 61	
			34	H Drake	60 71	65	A UNI	49 79	161	A Missouri St.	59 73	
						65	H UNI	64 59	161	H Missouri St.	60 78	
						97	A Purdue	64 61	180	H UAB	49 64	
									203	H Indiana St.	53 68	
									209	A Bradley	66 57	
									215	A Wichita St.	61 58	
									215	H Wichita St.	77 54	
									218	A SIUE	59 60	
									230	H Murray St.	70 63	
									258	A UT Martin	68 76	
									267	A Evansville	60 63	
									267	H Evansville	61 74	
									272	H Southeast Mo. St.	77 70	
									306	A Illinois St.	63 56	
									316	H Loyola Chicago	73 57	
									318	A UMKC	77 69	
LAST 12 Division I GAMES:												
267	H Evansville	61 74	209	A Bradley	66 57							
215	A Wichita St.	61 58	267	A Evansville	60 63							
161	A Missouri St.	59 73	161	H Missouri St.	60 78							
65	H UNI	64 59	215	H Wichita St.	77 54							
34	H Drake	60 71	34	A Drake	59 75							
306	A Illinois St.	63 56	65	A UNI	49 79							

Non-Div I Games: Brescia 104 35

Southern Ill.

Average RPI Win:	216	WON-LOST	WINNING	LAST 10	STRENGTH OF	OPP. STRENGTH	TEAM	ADJ.	CONF.	ADJ CONF.
Average RPI Loss:	121	RECORD	PCT. RANK	GAMES	SCHEDULE	OF SCHEDULE	RPI	RPI	RPI	RPI
DIV. I ONLY	16- 9	96	6- 4	176	140	120	120	14	14	
DIV. I NON-CONF.	7- 4	114	0- 0	187	188	148	148	16	16	
TOTALS	RPI 1-25	RPI 26-50	W-L RECORDS	RPI 51-100	RPI 101-150	RPI 150+				
16- 9	0- 1	0- 1	OVERALL	1- 2	1- 1	14- 4				
10- 2	0- 1	0- 0	HOME	1- 0	1- 1	8- 0				
5- 5	0- 0	0- 0	AWAY	0- 0	0- 0	5- 0				
1- 2	0- 0	0- 0	NEUTRAL	0- 1	0- 0	1- 1				
7- 4	0- 1	0- 1	NON-CONFERENCE	0- 1	0- 0	7- 1				
5- 1	0- 1	0- 0	HOME	0- 0	0- 0	5- 0				
1- 1	0- 0	0- 1	AWAY	0- 0	0- 0	1- 0				
1- 2	0- 0	0- 0	NEUTRAL	0- 1	0- 0	1- 1				
9- 5	0- 0	0- 0	CONFERENCE	1- 1	1- 1	7- 3				
5- 1	0- 0	0- 0	HOME	1- 0	1- 1	3- 0				
4- 4	0- 0	0- 0	AWAY	0- 1	0- 0	4- 3				
0- 0	0- 0	0- 0	NEUTRAL	0- 0	0- 0	0- 0				

RPI 1-25				RPI 26-50				RPI 51-100				RPI 101+ Team's RPI: 120			
RPI	S	Opponent	Score	RPI	S	Opponent	Score	RPI	S	Opponent	Score	RPI	S	Opponent	Score
4	H	Mississippi St.	50 72	42	A	Tulane	67 86	60	A	Western Ky.	53 79	101	H	Charlotte	61 78
								70	N	California	51 71	127	H	Old Dominion	84 69
								76	H	Middle Tenn.	81 61	157	A	Louisiana Tech	61 72
												162	H	Louisiana	71 49
												166	A	UTSA	69 68
												166	H	UTSA	74 71
												171	A	Rice	68 76
												180	H	UAB	64 59
												182	N	Xavier	73 59
												195	A	North Texas	62 75
												207	H	New Orleans	78 53
												219	H	Alabama St.	70 43
												244	A	South Ala.	57 48
												255	A	Marshall	82 78
												281	A	FIU	75 37
												290	H	Alcorn	99 56
												292	N	Northern Ky.	53 58
												300	A	UTEP	79 68
												300	H	UTEP	73 48
												305	H	Mississippi Val.	83 55
LAST 12 Division I GAMES:															
281	A	FIU	75 37	76	H	Middle Tenn.	81 61	171	A	Rice	68 76				
300	H	UTEP	73 48	195	A	North Texas	62 75	101	H	Charlotte	61 78				
166	H	UTSA	74 71	127	H	Old Dominion	84 69	300	A	UTEP	79 68				
60	A	Western Ky.	53 79												
255	A	Marshall	82 78												
180	H	UAB	64 59												

Non-Div I Games: William Carey 92 39

Southern Miss.

■ Loss,
 ■ Non-Conf,
 ■ S Site,
 ■ H Home
 ■ A Away
 N Neutral

Average RPI Win:	297	WON-LOST	WINNING	LAST 10	STRENGTH OF	OPP. STRENGTH	TEAM	ADJ.	CONF.	ADJ CONF.
Average RPI Loss:	155	RECORD	PCT. RANK	GAMES	SCHEDULE	OF SCHEDULE	RPI	RPI	RPI	RPI
DIV. I ONLY	9- 11	206	6- 4	292	307	227	227	30	30	
DIV. I NON-CONF.	1- 6	310	0- 0	53	16	226	226	30	30	
TOTALS	RPI 1-25	RPI 26-50	W-L RECORDS	RPI 51-100	RPI 101-150	RPI 150+				
9- 11	0- 2	0- 2	OVERALL	0- 0	0- 0	9- 7				
5- 2	0- 0	0- 0	HOME	0- 0	0- 0	5- 2				
4- 8	0- 0	0- 0	AWAY	0- 0	0- 0	4- 1				
0- 1	0- 1	0- 0	NEUTRAL	0- 0	0- 0	0- 0				
1- 6	0- 2	0- 2	NON-CONFERENCE	0- 0	0- 0	1- 2				
1- 0	0- 0	0- 0	HOME	0- 0	0- 0	1- 0				
0- 5	0- 1	0- 2	AWAY	0- 0	0- 0	0- 2				
0- 1	0- 1	0- 0	NEUTRAL	0- 0	0- 0	0- 0				
8- 5	0- 0	0- 0	CONFERENCE	0- 0	0- 0	8- 5				
4- 2	0- 0	0- 0	HOME	0- 0	0- 0	4- 2				
4- 3	0- 0	0- 0	AWAY	0- 0	0- 0	4- 3				
0- 0	0- 0	0- 0	NEUTRAL	0- 0	0- 0	0- 0				

RPI 1-25				RPI 26-50				RPI 51-100				RPI 101+ Team's RPI: 227			
RPI	S	Opponent	Score	RPI	S	Opponent	Score	RPI	S	Opponent	Score	RPI	S	Opponent	Score
11	A	UCLA	47 95	27	A	Ohio St.	73 108					151	A	East Carolina	55 62
16	N	Texas A&M	58 81	49	A	Michigan St.	55 70					201	H	Texas Southern	71 77
												217	A	Grambling	71 68
												217	H	Grambling	63 70
												219	A	Alabama St.	70 75
												221	H	Bethune-Cookman	61 59
												244	A	South Ala.	48 55
												278	A	Ark.-Pine Bluff	59 63
												278	H	Ark.-Pine Bluff	67 50
												290	A	Alcorn	63 69
												301	H	Prairie View	86 72
												305	A	Mississippi Val.	62 51
												305	H	Mississippi Val.	51 44
												347	A	Jackson St.	85 56
												347	H	Jackson St.	80 61
												349	A	Alabama A&M	66 54
LAST 12 Division I GAMES:															
305	A	Mississippi Val.	62 51	349	A	Alabama A&M	66 54								
278	A	Ark.-Pine Bluff	59 63	305	H	Mississippi Val.	51 44								
347	H	Jackson St.	80 61	278	H	Ark.-Pine Bluff	67 50								
217	H	Grambling	63 70	347	A	Jackson St.	85 56								
290	A	Alcorn	63 69	217	A	Grambling	71 68								
219	A	Alabama St.	70 75	201	H	Texas Southern	71 77								

Non-Div I Games: Spring Hill 68 53

Southern U.

■ Loss,
 ■ Non-Conf,
 ■ S Site,
 ■ Home
 ■ A Away
 N Neutral

Southern Utah

Through Games Of Feb. 17, 2017

Average RPI Win:	241	WON-LOST	WINNING	LAST 10	STRENGTH OF	OPP. STRENGTH	TEAM	ADJ.	CONF.	ADJ CONF.
Average RPI Loss:	167	RECORD	PCT. RANK	GAMES	SCHEDULE	OF SCHEDULE	RPI	RPI	RPI	RPI
DIV. I ONLY	4- 19	322	0- 10	156	245	283	283	19	19	
DIV. I NON-CONF.	4- 6	209	0- 0	168	211	178	178	18	18	
TOTALS	RPI 1-25	RPI 26-50	W-L RECORDS	RPI 51-100	RPI 101-150	RPI 150+				
4- 19	0- 1	0- 0	OVERALL	0- 3	0- 7	4- 8				
0- 10	0- 0	0- 0	HOME	0- 0	0- 5	0- 5				
4- 9	0- 1	0- 0	AWAY	0- 3	0- 2	4- 3				
0- 0	0- 0	0- 0	NEUTRAL	0- 0	0- 0	0- 0				
4- 6	0- 1	0- 0	NON-CONFERENCE	0- 2	0- 1	4- 2				
0- 3	0- 0	0- 0	HOME	0- 0	0- 1	0- 2				
4- 3	0- 1	0- 0	AWAY	0- 2	0- 0	4- 0				
0- 0	0- 0	0- 0	NEUTRAL	0- 0	0- 0	0- 0				
0- 13	0- 0	0- 0	CONFERENCE	0- 1	0- 6	0- 6				
0- 7	0- 0	0- 0	HOME	0- 0	0- 4	0- 3				
0- 6	0- 0	0- 0	AWAY	0- 1	0- 2	0- 3				
0- 0	0- 0	0- 0	NEUTRAL	0- 0	0- 0	0- 0				

RPI 1-25				RPI 26-50				RPI 51-100				RPI 101+				Team's RPI: 283
RPI	S	Opponent	Score	RPI	S	Opponent	Score	RPI	S	Opponent	Score	RPI	S	Opponent	Score	
8	A	Oregon St.	38 77					64	A	Utah	43 69	113	H	Arizona	65 77	
								84	A	Montana St.	68 71	114	A	Northern Colo.	55 74	
								100	A	Wyoming	48 68	114	H	Northern Colo.	53 83	
												122	A	North Dakota	70 75	
												122	H	North Dakota	65 68	
												126	H	Eastern Wash.	66 67	
												129	H	Idaho	68 85	
												177	H	Idaho St.	68 71	
												179	A	CSUN	77 71	
												193	A	Utah St.	70 54	
												214	H	Weber St.	68 73	
												216	H	Grand Canyon	73 76	
												233	A	Portland St.	74 81	
												265	A	CSU Bakersfield	65 59	
												282	A	Sacramento St.	69 81	
												303	H	Northern Ariz.	68 77	
												326	A	UC Irvine	70 58	
												327	A	Montana	55 64	
												331	H	Utah Valley	64 70	
LAST 12 Division I GAMES:																
				84	A	Montana St.	68 71					126	H	Eastern Wash.	66 67	
				327	A	Montana	55 64					129	H	Idaho	68 85	
				177	H	Idaho St.	68 71					233	A	Portland St.	74 81	
				214	H	Weber St.	68 73					282	A	Sacramento St.	69 81	
				114	A	Northern Colo.	55 74					122	H	North Dakota	65 68	
				122	A	North Dakota	70 75					114	H	Northern Colo.	53 83	

Non-Div I Games: Antelope Valley 89 76

Southern Utah

■ Loss,
 ■ Non-Conf,
 ■ S Site,
 ■ Home
 ■ A Away
 N Neutral

St. Bonaventure

Through Games Of Feb. 17, 2017

Average RPI Win:	226	WON-LOST	WINNING	LAST 10	STRENGTH OF	OPP. STRENGTH	TEAM	ADJ.	CONF.	ADJ CONF.
Average RPI Loss:	138	RECORD	PCT. RANK	GAMES	SCHEDULE	OF SCHEDULE	RPI	RPI	RPI	RPI
DIV. I ONLY	9- 17	255	3- 7	138	176	225	225	12	12	
DIV. I NON-CONF.	5- 7	205	0- 0	178	233	211	211	12	12	
TOTALS	RPI 1-25	RPI 26-50	W-L RECORDS	RPI 51-100	RPI 101-150	RPI 150+				
9- 17	0- 0	0- 1	OVERALL	0- 5	3- 5	6- 6				
6- 6	0- 0	0- 0	HOME	0- 2	2- 2	4- 2				
1- 11	0- 0	0- 1	AWAY	0- 3	0- 3	1- 4				
2- 0	0- 0	0- 0	NEUTRAL	0- 0	1- 0	1- 0				
5- 7	0- 0	0- 0	NON-CONFERENCE	0- 3	2- 1	3- 3				
3- 2	0- 0	0- 0	HOME	0- 1	1- 0	2- 1				
0- 5	0- 0	0- 0	AWAY	0- 2	0- 1	0- 2				
2- 0	0- 0	0- 0	NEUTRAL	0- 0	1- 0	1- 0				
4- 10	0- 0	0- 1	CONFERENCE	0- 2	1- 4	3- 3				
3- 4	0- 0	0- 0	HOME	0- 1	1- 2	2- 1				
1- 6	0- 0	0- 1	AWAY	0- 1	0- 2	1- 2				
0- 0	0- 0	0- 0	NEUTRAL	0- 0	0- 0	0- 0				

RPI 1-25				RPI 26-50				RPI 51-100				RPI 101+				Team's RPI: 225
RPI	S	Opponent	Score	RPI	S	Opponent	Score	RPI	S	Opponent	Score	RPI	S	Opponent	Score	
				48	A	George Washington	57 63	52	H	Dayton	60 62	107	A	Saint Louis	49 64	
								66	H	Bucknell	35 57	107	H	Saint Louis	58 74	
								77	A	Buffalo	47 68	115	N	Rider	60 47	
								82	A	Toledo	50 74	117	H	Duquesne	69 56	
								98	A	Saint Joseph's	53 70	123	A	Delaware	40 43	
												125	A	Fordham	45 57	
												125	H	Fordham	44 60	
												145	H	Albany (NY)	67 59	
												165	H	La Salle	45 57	
												181	A	George Mason	49 52	
												228	A	Richmond	54 61	
												231	A	Niagara	43 65	
												251	N	Austin Peay	58 57	
												252	H	Canisius	57 74	
												260	H	Colgate	70 57	
												274	H	Stony Brook	51 37	
												275	H	Davidson	70 51	
												285	A	Eastern Mich.	56 75	
												289	A	Massachusetts	55 38	
												309	H	Rhode Island	78 69	
LAST 12 Division I GAMES:																
				48	A	George Washington	57 63	117	H	Duquesne	69 56					
				107	H	Saint Louis	58 74	289	A	Massachusetts	55 38					
				165	H	La Salle	45 57	125	H	Fordham	44 60					
				125	A	Fordham	45 57	107	A	Saint Louis	49 64					
				98	A	Saint Joseph's	53 70	228	A	Richmond	54 61					
				275	H	Davidson	70 51	52	H	Dayton	60 62					

Non-Div I Games:

St. Bonaventure

■ Loss,
 ■ Non-Conf,
 ■ S Site,
 ■ H Home
 ■ A Away
 N Neutral

Average RPI Win:	287	WON-LOST	WINNING	LAST 10	STRENGTH OF	OPP. STRENGTH	TEAM	ADJ.	CONF.	ADJ CONF.
Average RPI Loss:	222	RECORD	PCT. RANK	GAMES	SCHEDULE	OF SCHEDULE	RPI	RPI	RPI	RPI
DIV. I ONLY	6- 19	302	2- 8	271	342	323	323	31	31	
DIV. I NON-CONF.	2- 9	293	0- 0	199	263	313	313	32	32	
TOTALS	RPI 1-25	RPI 26-50	W-L RECORDS	RPI 51-100	RPI 101-150	RPI 150+				
6- 19	0- 0	0- 1	OVERALL	0- 1	0- 1	6- 16				
3- 8	0- 0	0- 0	HOME	0- 0	0- 0	3- 8				
3- 10	0- 0	0- 1	AWAY	0- 1	0- 1	3- 7				
0- 1	0- 0	0- 0	NEUTRAL	0- 0	0- 0	0- 1				
2- 9	0- 0	0- 1	NON-CONFERENCE	0- 1	0- 1	2- 6				
2- 2	0- 0	0- 0	HOME	0- 0	0- 0	2- 2				
0- 6	0- 0	0- 1	AWAY	0- 1	0- 1	0- 3				
0- 1	0- 0	0- 0	NEUTRAL	0- 0	0- 0	0- 1				
4- 10	0- 0	0- 0	CONFERENCE	0- 0	0- 0	4- 10				
1- 6	0- 0	0- 0	HOME	0- 0	0- 0	1- 6				
3- 4	0- 0	0- 0	AWAY	0- 0	0- 0	3- 4				
0- 0	0- 0	0- 0	NEUTRAL	0- 0	0- 0	0- 0				

RPI 1-25			RPI 26-50			RPI 51-100			RPI 101+ Team's RPI: 323		
RPI	S	Opponent	Score	RPI	S	RPI	S	Opponent	Score	RPI	S
				39	A			James Madison	57 83	115	A
						85	A	Colorado	54 81		
								Rider	60 77		
								Iona	46 62		
								Army West Point	46 69		
								Boston College	58 73		
								Sacred Heart	58 61		
								Sacred Heart	74 81		
								Robert Morris	56 49		
								Robert Morris	54 61		
								Monmouth	87 78		
								Loyola Maryland	60 69		
								Howard	63 78		
								Saint Francis (PA)	62 79		
								Saint Francis (PA)	59 75		
								Manhattan	52 55		
								Bryant	54 63		
								Bryant	63 47		
								Mt. St. Mary's	44 62		
								Central Conn. St.	53 61		
								Saint Peter's	58 52		
								Wagner	45 58		
								LIU Brooklyn	56 54		
								Fairleigh Dickinson	66 59		
								Fairleigh Dickinson	58 59		
LAST 12 Division I GAMES:											
				198	A			Sacred Heart	58 61	341	A
								Bryant	54 63		
								Saint Francis (PA)	59 75	198	H
								Robert Morris	54 61		
								Wagner	45 58	338	A
								Fairleigh Dickinson	58 59		
								Fairleigh Dickinson	66 59	341	A
								Fairleigh Dickinson	58 59		
								Fairleigh Dickinson	58 59		
								Fairleigh Dickinson	58 59		
								Fairleigh Dickinson	58 59		

Non-Div I Games:

St. Francis Brooklyn

■ Loss,
 ■ Non-Conf,
 ■ S Site,
 ■ Home
 ■ A Away
 N Neutral

Average RPI Win:	154	WON-LOST	WINNING	LAST 10	STRENGTH OF	OPP. STRENGTH	TEAM	ADJ.	CONF.	ADJ CONF.
Average RPI Loss:	58	RECORD	PCT. RANK	GAMES	SCHEDULE	OF SCHEDULE	RPI	RPI	RPI	RPI
DIV. I ONLY	18- 9	84	6- 4	86	56	67	67	7	7	
DIV. I NON-CONF.	8- 3	67	0- 0	138	47	91	91	7	7	
TOTALS	RPI 1-25	RPI 26-50	W-L RECORDS	RPI 51-100	RPI 101-150	RPI 150+				
18- 9	0- 4	3- 1	OVERALL	3- 2	3- 1	9- 1				
10- 5	0- 3	2- 0	HOME	1- 1	1- 1	6- 0				
7- 3	0- 1	1- 0	AWAY	1- 1	2- 0	3- 1				
1- 1	0- 0	0- 1	NEUTRAL	1- 0	0- 0	0- 0				
8- 3	0- 1	1- 1	NON-CONFERENCE	1- 0	3- 1	3- 0				
5- 2	0- 1	1- 0	HOME	0- 0	1- 1	3- 0				
2- 0	0- 0	0- 0	AWAY	0- 0	2- 0	0- 0				
1- 1	0- 0	0- 1	NEUTRAL	1- 0	0- 0	0- 0				
10- 6	0- 3	2- 0	CONFERENCE	2- 2	0- 0	6- 1				
5- 3	0- 2	1- 0	HOME	1- 1	0- 0	3- 0				
5- 3	0- 1	1- 0	AWAY	1- 1	0- 0	3- 1				
0- 0	0- 0	0- 0	NEUTRAL	0- 0	0- 0	0- 0				

RPI 1-25				RPI 26-50				RPI 51-100 Team's RPI: 67				RPI 101+			
RPI	S	Opponent	Score	RPI	S	Opponent	Score	RPI	S	Opponent	Score	RPI	S	Opponent	Score
17	A	DePaul	51 54	31	N	Arizona St.	41 54	51	A	Villanova	50 55	117	H	Duquesne	65 71
17	H	DePaul	66 78	39	H	James Madison	74 63	51	H	Villanova	56 67	125	A	Fordham	59 45
19	H	Miami (FL)	50 62	46	A	Marquette	82 72	55	N	Virginia	66 55	145	H	Albany (NY)	54 36
21	H	Creighton	43 55	46	H	Marquette	70 64	56	A	Georgetown	71 66	150	A	William & Mary	73 57
								56	H	Georgetown	65 54	176	A	Providence	71 47
												176	H	Providence	60 50
												182	A	Xavier	65 48
												182	H	Xavier	64 55
												199	A	Seton Hall	59 64
												211	H	Rutgers	65 39
												239	A	Butler	62 41
												239	H	Butler	62 55
												313	H	Lafayette	64 46
												334	H	Wagner	62 34
LAST 12 Division I GAMES:															
176	A	Providence	71 47	239	H	Butler	62 55								
56	H	Georgetown	65 54	176	H	Providence	60 50								
51	H	Villanova	56 67	21	H	Creighton	43 55								
46	A	Marquette	82 72	51	A	Villanova	50 55								
17	A	DePaul	51 54	56	A	Georgetown	71 66								
182	H	Xavier	64 55	17	H	DePaul	66 78								

Non-Div I Games:

St. John's (NY)

■ Loss,
 ■ Non-Conf,
 ■ S Site,
 ■ H Home
 ■ A Away
 N Neutral

Average RPI Win:	202	WON-LOST	WINNING	LAST 10	STRENGTH OF	OPP. STRENGTH	TEAM	ADJ.	CONF.	ADJ CONF.
Average RPI Loss:	117	RECORD	PCT. RANK	GAMES	SCHEDULE	OF SCHEDULE	RPI	RPI	RPI	RPI
DIV. I ONLY	15- 11	124	7- 3	170	114	131	131	15	15	
DIV. I NON-CONF.	5- 6	186	0- 0	128	53	147	147	13	13	
TOTALS	RPI 1-25	RPI 26-50	W-L RECORDS	RPI 51-100	RPI 101-150	RPI 150+				
15- 11	0- 0	0- 0	OVERALL	0- 7	4- 1	11- 3				
7- 5	0- 0	0- 0	HOME	0- 4	3- 0	4- 1				
8- 6	0- 0	0- 0	AWAY	0- 3	1- 1	7- 2				
0- 0	0- 0	0- 0	NEUTRAL	0- 0	0- 0	0- 0				
5- 6	0- 0	0- 0	NON-CONFERENCE	0- 4	1- 1	4- 1				
1- 4	0- 0	0- 0	HOME	0- 3	1- 0	0- 1				
4- 2	0- 0	0- 0	AWAY	0- 1	0- 1	4- 0				
0- 0	0- 0	0- 0	NEUTRAL	0- 0	0- 0	0- 0				
10- 5	0- 0	0- 0	CONFERENCE	0- 3	3- 0	7- 2				
6- 1	0- 0	0- 0	HOME	0- 1	2- 0	4- 0				
4- 4	0- 0	0- 0	AWAY	0- 2	1- 0	3- 2				
0- 0	0- 0	0- 0	NEUTRAL	0- 0	0- 0	0- 0				

RPI 1-25				RPI 26-50				RPI 51-100				RPI 101+				Team's RPI: 131	
RPI	S	Opponent	Score	RPI	S	Opponent	Score	RPI	S	Opponent	Score	RPI	S	Opponent	Score		
								64	H	Utah	62	63	102	A	UC Davis	66	68
								70	H	California	67	74	114	H	Northern Colo.	75	65
								75	A	Gonzaga	58	59	139	A	San Francisco	64	62
								75	H	Gonzaga	75	79	139	H	San Francisco	75	72
								88	H	Boise St.	78	83	147	H	Santa Clara	55	53
								89	A	BYU	65	70	167	A	Boston College	62	54
								96	A	Washington St.	69	85	168	A	Northeastern	77	53
													179	H	CSUN	61	73
													194	A	San Jose St.	85	64
													206	A	Loyola Marymount	57	72
													206	H	Loyola Marymount	74	59
													234	A	Pacific	63	54
													234	H	Pacific	82	74
													237	A	Cal Poly	79	71
													238	A	San Diego	71	73
													238	H	San Diego	77	65
													254	A	Portland	75	65
													254	H	Portland	92	76
													302	A	Pepperdine	81	60
LAST 12 Division I GAMES:																	
				206	A	Loyola Marymount	57	72		139	A	San Francisco	64	62			
				75	A	Gonzaga	58	59		302	A	Pepperdine	81	60			
				254	A	Portland	75	65		234	A	Pacific	63	54			
				238	H	San Diego	77	65		75	H	Gonzaga	75	79			
				234	H	Pacific	82	74		254	H	Portland	92	76			
				147	H	Santa Clara	55	53		139	H	San Francisco	75	72			

Non-Div I Games:

St. Mary's (CA)

Average RPI Win: 101		WON-LOST	WINNING	LAST 10	STRENGTH OF	OPP. STRENGTH	TEAM	ADJ.	CONF.	ADJ CONF.
Average RPI Loss: 28		RECORD	PCT. RANK	GAMES	SCHEDULE	OF SCHEDULE	RPI	RPI	RPI	RPI
DIV. I ONLY		23- 4	10	9- 1	13	19	12	12	1	1
DIV. I NON-CONF.		10- 2	32	0- 0	32	86	13	13	1	1
TOTALS	RPI 1-25	RPI 26-50		W-L RECORDS		RPI 51-100	RPI 101-150	RPI 150+		
23- 4	2- 3	4- 0		OVERALL		8- 1	3- 0	6- 0		
11- 3	1- 2	2- 0		HOME		3- 1	2- 0	3- 0		
9- 1	1- 1	2- 0		AWAY		4- 0	1- 0	1- 0		
3- 0	0- 0	0- 0		NEUTRAL		1- 0	0- 0	2- 0		
10- 2	1- 1	1- 0		NON-CONFERENCE		1- 1	1- 0	6- 0		
5- 1	1- 0	0- 0		HOME		0- 1	1- 0	3- 0		
2- 1	0- 1	1- 0		AWAY		0- 0	0- 0	1- 0		
3- 0	0- 0	0- 0		NEUTRAL		1- 0	0- 0	2- 0		
13- 2	1- 2	3- 0		CONFERENCE		7- 0	2- 0	0- 0		
6- 2	0- 2	2- 0		HOME		3- 0	1- 0	0- 0		
7- 0	1- 0	1- 0		AWAY		4- 0	1- 0	0- 0		
0- 0	0- 0	0- 0		NEUTRAL		0- 0	0- 0	0- 0		

RPI 1-25				Team's RPI: 12		RPI 26-50				RPI 51-100				RPI 101+			
RPI	S	Opponent	Score	RPI	S	Opponent	Score	RPI	S	Opponent	Score	RPI	S	Opponent	Score		
5	H	Texas	71 59	28	H	Oregon	81 60	57	H	Southern California	58 42	102	H	UC Davis	68 42		
6	A	Washington	72 68	31	A	Arizona St.	64 57	64	A	Utah	77 58	113	A	Arizona	77 55		
8	H	Oregon St.	69 72	31	H	Arizona St.	66 56	64	H	Utah	87 51	113	H	Arizona	73 46		
11	H	UCLA	76 85	48	A	George Washington	71 52	70	A	California	72 66	153	H	Yale	102 44		
18	A	Tennessee	51 59					75	H	Gonzaga	63 68	168	N	Northeastern	74 45		
								85	A	Colorado	84 70	179	H	CSUN	88 54		
								85	H	Colorado	64 51	215	N	Wichita St.	87 39		
								96	A	Washington St.	76 54	237	H	Cal Poly	83 55		
								97	N	Purdue	78 69	265	A	CSU Bakersfield	77 56		
LAST 12 Division I GAMES:																	
				70	A	California	72 66	96	A	Washington St.	76 54						
				64	H	Utah	87 51	31	H	Arizona St.	66 56						
				85	H	Colorado	64 51	113	H	Arizona	73 46						
				11	H	UCLA	76 85	85	A	Colorado	84 70						
				57	H	Southern California	58 42	64	A	Utah	77 58						
				6	A	Washington	72 68	8	H	Oregon St.	69 72						

Non-Div I Games:

Stanford

Loss, Non-Conf, S Site, H Home A Away N Neutral

Average RPI Win: 257	WON-LOST	WINNING	LAST 10	STRENGTH OF	OPP. STRENGTH	TEAM	ADJ.	CONF.	ADJ CONF.
Average RPI Loss: 124	RECORD	PCT. RANK	GAMES	SCHEDULE	OF SCHEDULE	RPI	RPI	RPI	RPI
DIV. I ONLY	19- 5	25	10- 0	299	263	119	119	23	23
DIV. I NON-CONF.	8- 4	97	0- 0	247	295	137	137	24	24
TOTALS	RPI 1-25	RPI 26-50	W-L RECORDS	RPI 51-100	RPI 101-150	RPI 150+			
19- 5	0- 0	0- 1	OVERALL	2- 2	0- 1	17- 1			
10- 2	0- 0	0- 0	HOME	1- 1	0- 0	9- 1			
7- 3	0- 0	0- 1	AWAY	1- 1	0- 1	6- 0			
2- 0	0- 0	0- 0	NEUTRAL	0- 0	0- 0	2- 0			
8- 4	0- 0	0- 1	NON-CONFERENCE	0- 1	0- 1	8- 1			
4- 1	0- 0	0- 0	HOME	0- 0	0- 0	4- 1			
2- 3	0- 0	0- 1	AWAY	0- 1	0- 1	2- 0			
2- 0	0- 0	0- 0	NEUTRAL	0- 0	0- 0	2- 0			
11- 1	0- 0	0- 0	CONFERENCE	2- 1	0- 0	9- 0			
6- 1	0- 0	0- 0	HOME	1- 1	0- 0	5- 0			
5- 0	0- 0	0- 0	AWAY	1- 0	0- 0	4- 0			
0- 0	0- 0	0- 0	NEUTRAL	0- 0	0- 0	0- 0			

RPI S	Opponent	Score	RPI S	Opponent	Score	RPI S	Opponent	Score	RPI S	Opponent	Score	Team's RPI: 119
			32 A	South Fla.	60 74	87 A	Chattanooga	55 66	137 A	Arkansas	62 79	
						92 A	Jacksonville	65 49	212 N	Robert Morris	68 60	
						92 H	Jacksonville	57 47	214 N	Weber St.	70 68	
						95 H	FGCU	71 84	218 H	SIUE	78 68	
									221 H	Bethune-Cookman	63 60	
									264 A	High Point	81 47	
									268 H	Tennessee St.	50 56	
									277 A	Kennesaw St.	65 56	
									277 H	Kennesaw St.	60 43	
									279 A	North Florida	62 44	
									279 H	North Florida	68 44	
									292 A	Northern Ky.	54 45	
									294 A	Lipscomb	91 66	
									294 H	Lipscomb	66 60	
									311 H	Valparaiso	87 75	
									312 H	Eastern Ill.	72 55	
									315 A	NJIT	60 37	
									315 H	NJIT	77 43	
									321 H	USC Upstate	80 68	
LAST 12 Division I GAMES:												
			315 A	NJIT	60 37		279 H	North Florida	68 44			
			277 H	Kennesaw St.	60 43		315 H	NJIT	77 43			
			294 H	Lipscomb	66 60		321 H	USC Upstate	80 68			
			92 H	Jacksonville	57 47		294 A	Lipscomb	91 66			
			279 A	North Florida	62 44		277 A	Kennesaw St.	65 56			
			92 A	Jacksonville	65 49		95 H	FGCU	71 84			

Non-Div I Games: Palm Beach Atl. 89 50 Webber Int'l 92 54 Warner 100 34

Stetson

Stony Brook

Through Games Of Feb. 17, 2017

Average RPI Win: 264	WON-LOST	WINNING	LAST 10	STRENGTH OF	OPP. STRENGTH	TEAM	ADJ.	CONF.	ADJ CONF.
Average RPI Loss: 163	RECORD	PCT. RANK	GAMES	SCHEDULE	OF SCHEDULE	RPI	RPI	RPI	RPI
DIV. I ONLY	9- 16	246	2- 8	252	253	274	274	22	22
DIV. I NON-CONF.	6- 6	165	0- 0	301	276	232	232	22	22
TOTALS	RPI 1-25	RPI 26-50	W-L RECORDS	RPI 51-100	RPI 101-150	RPI 150+			
9- 16	0- 0	0- 2	OVERALL	0- 2	2- 3	7- 9			
5- 6	0- 0	0- 1	HOME	0- 1	2- 1	3- 3			
3- 9	0- 0	0- 0	AWAY	0- 1	0- 2	3- 6			
1- 1	0- 0	0- 1	NEUTRAL	0- 0	0- 0	1- 0			
6- 6	0- 0	0- 2	NON-CONFERENCE	0- 0	1- 0	5- 4			
3- 2	0- 0	0- 1	HOME	0- 0	1- 0	2- 1			
2- 3	0- 0	0- 0	AWAY	0- 0	0- 0	2- 3			
1- 1	0- 0	0- 1	NEUTRAL	0- 0	0- 0	1- 0			
3- 10	0- 0	0- 0	CONFERENCE	0- 2	1- 3	2- 5			
2- 4	0- 0	0- 0	HOME	0- 1	1- 1	1- 2			
1- 6	0- 0	0- 0	AWAY	0- 1	0- 2	1- 3			
0- 0	0- 0	0- 0	NEUTRAL	0- 0	0- 0	0- 0			

RPI S	Opponent	Score	RPI S	Opponent	Score	RPI S	Opponent	Score	RPI S	Opponent	Score	Team's RPI: 274
33	H Syracuse	60 78	86	A New Hampshire	46 49	133	H Cornell	66 65				
40	N Indiana	60 74	86	H New Hampshire	45 56	134	A Maine	71 78				
						134	H Maine	55 41				
						145	A Albany (NY)	54 64				
						145	H Albany (NY)	57 75				
						152	A Iona	46 57				
						175	A Hartford	52 65				
						175	H Hartford	40 62				
						178	H Columbia	55 53				
						183	H Hofstra	64 67				
						202	H Binghamton	40 48				
						204	A UMBC	61 67				
						225	A St. Bonaventure	37 51				
						271	A Manhattan	55 50				
						284	A Vermont	43 53				
						314	A Central Conn. St.	64 59				
						318	H UMKC	57 55				
						338	A LIU Brooklyn	48 58				
						343	A UMass Lowell	86 44				
						343	H UMass Lowell	83 53				
						344	N Florida A&M	80 49				
LAST 12 Division I GAMES:												
175	H Hartford	40 62	204	A UMBC	61 67							
134	A Maine	71 78	202	H Binghamton	40 48							
343	A UMass Lowell	86 44	175	A Hartford	52 65							
145	H Albany (NY)	57 75	343	H UMass Lowell	83 53							
86	H New Hampshire	45 56	134	H Maine	55 41							
284	A Vermont	43 53	145	A Albany (NY)	54 64							

Non-Div I Games: Molloy 62 53

Stony Brook

Loss, Non-Conf, S Site, H Home A Away N Neutral

Syracuse

Through Games Of Feb. 17, 2017

Average RPI Win:	151	WON-LOST	WINNING	LAST 10	STRENGTH OF	OPP. STRENGTH	TEAM	ADJ.	CONF.	ADJ CONF.
Average RPI Loss:	25	RECORD	PCT. RANK	GAMES	SCHEDULE	OF SCHEDULE	RPI	RPI	RPI	RPI
DIV. I ONLY	18- 8	71	7- 3	48	44	33	33	3	3	
DIV. I NON-CONF.	9- 4	85	0- 0	116	90	83	83	4	4	
TOTALS	RPI 1-25	RPI 26-50	W-L RECORDS	RPI 51-100	RPI 101-150	RPI 150+				
18- 8	1- 5	3- 1	OVERALL	2- 2	4- 0	8- 0				
12- 0	1- 0	2- 0	HOME	1- 0	2- 0	6- 0				
4- 5	0- 3	0- 0	AWAY	1- 2	1- 0	2- 0				
2- 3	0- 2	1- 1	NEUTRAL	0- 0	1- 0	0- 0				
9- 4	0- 2	2- 1	NON-CONFERENCE	0- 1	1- 0	6- 0				
6- 0	0- 0	1- 0	HOME	0- 0	0- 0	5- 0				
1- 1	0- 0	0- 0	AWAY	0- 1	0- 0	1- 0				
2- 3	0- 2	1- 1	NEUTRAL	0- 0	1- 0	0- 0				
9- 4	1- 3	1- 0	CONFERENCE	2- 1	3- 0	2- 0				
6- 0	1- 0	1- 0	HOME	1- 0	2- 0	1- 0				
3- 4	0- 3	0- 0	AWAY	1- 1	1- 0	1- 0				
0- 0	0- 0	0- 0	NEUTRAL	0- 0	0- 0	0- 0				

RPI	S	Opponent	Score	RPI	S	Opponent	Score	Team's RPI: 33	RPI	S	Opponent	Score	RPI	S	Opponent	Score
9	A	Duke	55 72	27	N	Ohio St.	72 77		53	A	Georgia Tech	66 75	108	H	North Carolina	95 64
10	A	Florida St.	58 77	30	H	North Carolina St.	85 75		55	H	Virginia	54 49	111	A	Clemson	88 62
13	A	Louisville	76 91	48	N	George Washington	74 71		58	A	Drexel	61 62	127	N	Old Dominion	92 66
16	N	Texas A&M	84 105	49	H	Michigan St.	75 64		74	A	Virginia Tech	82 72	138	H	Pittsburgh	93 65
17	N	DePaul	84 108										167	A	Boston College	72 45
19	H	Miami (FL)	81 48										167	H	Boston College	79 52
													190	H	Siena	102 65
													231	H	Niagara	109 60
													274	A	Stony Brook	78 60
													298	H	Coppin St.	76 30
													309	H	Rhode Island	95 49
													314	H	Central Conn. St.	95 63
LAST 12 Division I GAMES:																
108	H	North Carolina	95 64	10	A	Florida St.	58 77		53	A	Georgia Tech	66 75				
9	A	Duke	55 72						30	H	North Carolina St.	85 75				
167	A	Boston College	72 45						167	H	Boston College	79 52				
138	H	Pittsburgh	93 65						111	A	Clemson	88 62				
74	A	Virginia Tech	82 72						55	H	Virginia	54 49				
19	H	Miami (FL)	81 48													

Non-Div I Games:

Syracuse

■ Loss,
 ■ Non-Conf,
 ■ S Site,
 ■ Home
 ■ A Away
 N Neutral

Average RPI Win:	202	WON-LOST	WINNING	LAST 10	STRENGTH OF	OPP. STRENGTH	TEAM	ADJ.	CONF.	ADJ CONF.
Average RPI Loss:	28	RECORD	PCT. RANK	GAMES	SCHEDULE	OF SCHEDULE	RPI	RPI	RPI	RPI
DIV. I ONLY	12- 13	186	4- 6	57	21	124	124	4	4	
DIV. I NON-CONF.	8- 3	67	0- 0	212	137	127	127	3	3	
TOTALS	RPI 1-25	RPI 26-50	W-L RECORDS	RPI 51-100	RPI 101-150	RPI 150+				
12- 13	0- 9	0- 1	OVERALL	3- 3	2- 0	7- 0				
11- 5	0- 3	0- 1	HOME	3- 1	1- 0	7- 0				
1- 8	0- 6	0- 0	AWAY	0- 2	1- 0	0- 0				
0- 0	0- 0	0- 0	NEUTRAL	0- 0	0- 0	0- 0				
8- 3	0- 3	0- 0	NON-CONFERENCE	1- 0	0- 0	7- 0				
8- 1	0- 1	0- 0	HOME	1- 0	0- 0	7- 0				
0- 2	0- 2	0- 0	AWAY	0- 0	0- 0	0- 0				
0- 0	0- 0	0- 0	NEUTRAL	0- 0	0- 0	0- 0				
4- 10	0- 6	0- 1	CONFERENCE	2- 3	2- 0	0- 0				
3- 4	0- 2	0- 1	HOME	2- 1	1- 0	0- 0				
1- 6	0- 4	0- 0	AWAY	0- 2	1- 0	0- 0				
0- 0	0- 0	0- 0	NEUTRAL	0- 0	0- 0	0- 0				

RPI	S	Opponent	Score	RPI	S	Opponent	Score	RPI	S	Opponent	Score	RPI	S	Opponent	Score	Team's RPI: 124
2	A	Notre Dame	59 92	50	H	West Virginia	61 83	69	A	Iowa St.	69 72	143	A	Kansas	80 68	
5	A	Texas	54 83					69	H	Iowa St.	80 75	143	H	Kansas	83 68	
5	H	Texas	69 77					72	A	Oklahoma St.	70 88	201	H	Texas Southern	77 48	
7	A	Baylor	54 77					72	H	Oklahoma St.	67 82	217	H	Grambling	83 47	
7	H	Baylor	73 91					90	H	SMU	76 67	239	H	Butler	73 47	
15	A	Oklahoma	72 87					93	H	Texas Tech	76 62	270	H	McNeese	74 70	
16	H	Texas A&M	67 75									290	H	Alcorn	95 39	
22	A	Kansas St.	63 74									332	H	Incarnate Word	88 40	
24	A	LSU	61 67									337	H	Sam Houston St.	81 37	
LAST 12 Division I GAMES:																
72	A	Oklahoma St.	70 88	143	H	Kansas	83 68									
7	H	Baylor	73 91	22	A	Kansas St.	63 74									
93	H	Texas Tech	76 62	69	H	Iowa St.	80 75									
143	A	Kansas	80 68	7	A	Baylor	54 77									
69	A	Iowa St.	69 72	5	A	Texas	54 83									
5	H	Texas	69 77	72	H	Oklahoma St.	67 82									

Non-Div I Games:

TCU

Average RPI Win:	132	WON-LOST	WINNING	LAST 10	STRENGTH OF	OPP. STRENGTH	TEAM	ADJ.	CONF.	ADJ CONF.
Average RPI Loss:	62	RECORD	PCT. RANK	GAMES	SCHEDULE	OF SCHEDULE	RPI	RPI	RPI	RPI
DIV. I ONLY	20- 5	21	8- 2	61	41	23	23	5	5	
DIV. I NON-CONF.	10- 3	54	1- 0	66	58	23	23	5	5	
TOTALS	RPI 1-25	RPI 26-50	W-L RECORDS	RPI 51-100	RPI 101-150	RPI 150+				
20- 5	1- 2	3- 1	OVERALL	4- 1	2- 0	10- 1				
10- 2	1- 1	2- 1	HOME	1- 0	1- 0	5- 0				
10- 2	0- 1	1- 0	AWAY	3- 0	1- 0	5- 1				
0- 1	0- 0	0- 0	NEUTRAL	0- 1	0- 0	0- 0				
10- 3	1- 1	1- 0	NON-CONFERENCE	3- 1	0- 0	5- 1				
5- 0	1- 0	1- 0	HOME	0- 0	0- 0	3- 0				
5- 2	0- 1	0- 0	AWAY	3- 0	0- 0	2- 1				
0- 1	0- 0	0- 0	NEUTRAL	0- 1	0- 0	0- 0				
10- 2	0- 1	2- 1	CONFERENCE	1- 0	2- 0	5- 0				
5- 2	0- 1	1- 1	HOME	1- 0	1- 0	2- 0				
5- 0	0- 0	1- 0	AWAY	0- 0	1- 0	3- 0				
0- 0	0- 0	0- 0	NEUTRAL	0- 0	0- 0	0- 0				

RPI	S	Opponent	Score	RPI	S	Opponent	Score	RPI	S	Opponent	Score	RPI	S	Opponent	Score
1	H	UConn	69 97	32	H	South Fla.	51 55	51	A	Villanova	83 48	140	A	Memphis	73 67
17	H	DePaul	84 74	42	A	Tulane	76 50	79	A	Penn	63 53	140	H	Memphis	66 51
25	A	Harvard	62 73	42	H	Tulane	86 71	80	N	Florida	76 83	151	A	East Carolina	76 43
				43	H	Quinnipiac	71 68	90	H	SMU	66 52	151	H	East Carolina	78 47
								98	A	Saint Joseph's	86 70	154	A	Tulsa	58 49
												154	H	Tulsa	70 43
												165	H	La Salle	86 70
												170	A	Hampton	65 71
												173	A	Houston	69 57
												187	H	Fairfield	73 59
												211	A	Rutgers	48 37
												277	A	Kennesaw St.	79 38
												284	H	Vermont	53 39
LAST 12 Division I GAMES:															
90	H	SMU	66 52	79	A	Penn	63 53	140	H	Memphis	66 51	173	A	Houston	69 57
151	A	East Carolina	76 43	154	A	Tulsa	58 49	151	H	East Carolina	78 47	42	H	Tulane	86 71
154	H	Tulsa	70 43	1	H	UConn	69 97								
42	A	Tulane	76 50	32	H	South Fla.	51 55								

Non-Div I Games:

Temple

Tennessee

Through Games Of Feb. 17, 2017

Average RPI Win:	93	WON-LOST	WINNING	LAST 10	STRENGTH OF	OPP. STRENGTH	TEAM	ADJ.	CONF.	ADJ CONF.
Average RPI Loss:	54	RECORD	PCT. RANK	GAMES	SCHEDULE	OF SCHEDULE	RPI	RPI	RPI	RPI
DIV. I ONLY	16- 10	108	6- 4	2	17	18	18	2	2	
DIV. I NON-CONF.	9- 4	85	1- 0	3	43	8	8	2	2	
TOTALS	RPI 1-25	RPI 26-50	W-L RECORDS	RPI 51-100	RPI 101-150	RPI 150+				
16- 10	5- 4	2- 1	OVERALL	3- 3	2- 2	4- 0				
11- 3	4- 3	1- 0	HOME	1- 0	2- 0	3- 0				
5- 7	1- 1	1- 1	AWAY	2- 3	0- 2	1- 0				
0- 0	0- 0	0- 0	NEUTRAL	0- 0	0- 0	0- 0				
9- 4	2- 2	1- 0	NON-CONFERENCE	0- 2	2- 0	4- 0				
7- 1	2- 1	0- 0	HOME	0- 0	2- 0	3- 0				
2- 3	0- 1	1- 0	AWAY	0- 2	0- 0	1- 0				
0- 0	0- 0	0- 0	NEUTRAL	0- 0	0- 0	0- 0				
7- 6	3- 2	1- 1	CONFERENCE	3- 1	0- 2	0- 0				
4- 2	2- 2	1- 0	HOME	1- 0	0- 0	0- 0				
3- 4	1- 0	0- 1	AWAY	2- 1	0- 2	0- 0				
0- 0	0- 0	0- 0	NEUTRAL	0- 0	0- 0	0- 0				

RPI	S	Opponent	Score	RPI	S	Opponent	Score	RPI	S	Opponent	Score	RPI	S	Opponent	Score
2	H	Notre Dame	71 69	26	H	Missouri	77 66	71	A	Penn St.	56 70	106	A	Ole Miss	62 67
3	A	South Carolina	76 74	38	A	Auburn	61 79	74	A	Virginia Tech	63 67	110	H	Troy	110 84
4	H	Mississippi St.	64 74	39	A	James Madison	81 69	80	A	Florida	84 75	128	A	Alabama	57 65
5	A	Texas	67 72					91	A	Georgia	78 81	130	H	Navy	85 55
7	H	Baylor	66 88					94	A	Vanderbilt	70 57	189	A	ETSU	83 58
12	H	Stanford	59 51					94	H	Vanderbilt	91 63	197	H	Appalachian St.	92 66
14	H	Kentucky	72 65									208	H	UNCW	90 54
16	H	Texas A&M	59 61									268	H	Tennessee St.	86 36
24	H	LSU	77 58												
LAST 12 Division I GAMES:															
128	A	Alabama	57 65	80	A	Florida	84 75								
16	H	Texas A&M	59 61	94	H	Vanderbilt	91 63								
26	H	Missouri	77 66	38	A	Auburn	61 79								
91	A	Georgia	78 81	2	H	Notre Dame	71 69								
24	H	LSU	77 58	106	A	Ole Miss	62 67								
3	A	South Carolina	76 74	4	H	Mississippi St.	64 74								

Non-Div I Games:

Tennessee

■ Loss,
 ■ Non-Conf, S Site,
 ■ Home
 ■ Away
 N Neutral

Average RPI Win:	247	WON-LOST	WINNING	LAST 10	STRENGTH OF	OPP. STRENGTH	TEAM	ADJ.	CONF.	ADJ CONF.
Average RPI Loss:	191	RECORD	PCT. RANK	GAMES	SCHEDULE	OF SCHEDULE	RPI	RPI	RPI	RPI
DIV. I ONLY	8- 15	253	2- 8	250	259	268	268	26	26	
DIV. I NON-CONF.	4- 5	198	0- 0	223	89	167	167	26	26	
TOTALS	RPI 1-25	RPI 26-50	W-L RECORDS	RPI 51-100	RPI 101-150	RPI 150+				
8- 15	0- 1	0- 0	OVERALL	0- 3	1- 0	7- 11				
5- 3	0- 0	0- 0	HOME	0- 1	0- 0	5- 2				
2- 11	0- 1	0- 0	AWAY	0- 2	1- 0	1- 8				
1- 1	0- 0	0- 0	NEUTRAL	0- 0	0- 0	1- 1				
4- 5	0- 1	0- 0	NON-CONFERENCE	0- 2	1- 0	3- 2				
1- 0	0- 0	0- 0	HOME	0- 0	0- 0	1- 0				
2- 4	0- 1	0- 0	AWAY	0- 2	1- 0	1- 1				
1- 1	0- 0	0- 0	NEUTRAL	0- 0	0- 0	1- 1				
4- 10	0- 0	0- 0	CONFERENCE	0- 1	0- 0	4- 9				
4- 3	0- 0	0- 0	HOME	0- 1	0- 0	4- 2				
0- 7	0- 0	0- 0	AWAY	0- 0	0- 0	0- 7				
0- 0	0- 0	0- 0	NEUTRAL	0- 0	0- 0	0- 0				

RPI 1-25				RPI 26-50				RPI 51-100				RPI 101+ Team's RPI: 268			
RPI	S	Opponent	Score	RPI	S	Opponent	Score	RPI	S	Opponent	Score	RPI	S	Opponent	Score
18	A	Tennessee	36 86					72	A	Oklahoma St.	48 86	119	A	Stetson	56 50
								73	H	Belmont	60 70	182	A	Xavier	54 63
								83	A	UNLV	48 69	191	A	Morehead St.	74 87
												191	H	Morehead St.	69 66
												205	N	Wisconsin	70 80
												218	A	SIUE	52 73
												221	N	Bethune-Cookman	69 60
												230	A	Murray St.	72 80
												251	A	Austin Peay	63 79
												253	A	Jacksonville St.	56 69
												253	H	Jacksonville St.	64 51
												258	H	UT Martin	85 80
												263	A	Tennessee Tech	59 64
												263	H	Tennessee Tech	59 72
												272	H	Southeast Mo. St.	67 75
												294	A	Lipscomb	77 71
												297	A	Eastern Ky.	62 66
												312	H	Eastern Ill.	69 58
												325	H	Arkansas St.	76 66
LAST 12 Division I GAMES:															
191	A	Morehead St.	74 87	218	A	SIUE	52 73								
253	A	Jacksonville St.	56 69	253	H	Jacksonville St.	64 51								
263	H	Tennessee Tech	59 72	263	A	Tennessee Tech	59 64								
251	A	Austin Peay	63 79	297	A	Eastern Ky.	62 66								
312	H	Eastern Ill.	69 58	191	H	Morehead St.	69 66								
73	H	Belmont	60 70	258	H	UT Martin	85 80								

Non-Div I Games: Fisk 97 41

Tennessee St.

■ Loss,
 ■ Non-Conf,
 ■ S Site,
 ■ Home
 ■ A Away
 N Neutral

Tennessee Tech

Through Games Of Feb. 17, 2017

Average RPI Win:	274	WON-LOST	WINNING	LAST 10	STRENGTH OF	OPP. STRENGTH	TEAM	ADJ.	CONF.	ADJ CONF.
Average RPI Loss:	168	RECORD	PCT. RANK	GAMES	SCHEDULE	OF SCHEDULE	RPI	RPI	RPI	RPI
DIV. I ONLY	9- 16	246	6- 4	210	289	263	263	26	26	
DIV. I NON-CONF.	2- 10	305	0- 0	215	260	309	309	26	26	
TOTALS	RPI 1-25	RPI 26-50	W-L RECORDS	RPI 51-100	RPI 101-150	RPI 150+				
9- 16	0- 0	0- 0	OVERALL	0- 5	0- 3	9- 8				
6- 6	0- 0	0- 0	HOME	0- 2	0- 1	6- 3				
3- 10	0- 0	0- 0	AWAY	0- 3	0- 2	3- 5				
0- 0	0- 0	0- 0	NEUTRAL	0- 0	0- 0	0- 0				
2- 10	0- 0	0- 0	NON-CONFERENCE	0- 3	0- 3	2- 4				
1- 4	0- 0	0- 0	HOME	0- 1	0- 1	1- 2				
1- 6	0- 0	0- 0	AWAY	0- 2	0- 2	1- 2				
0- 0	0- 0	0- 0	NEUTRAL	0- 0	0- 0	0- 0				
7- 6	0- 0	0- 0	CONFERENCE	0- 2	0- 0	7- 4				
5- 2	0- 0	0- 0	HOME	0- 1	0- 0	5- 1				
2- 4	0- 0	0- 0	AWAY	0- 1	0- 0	2- 3				
0- 0	0- 0	0- 0	NEUTRAL	0- 0	0- 0	0- 0				

RPI S	Opponent	Score	RPI S	Opponent	Score	RPI S	Opponent	Score	RPI S	Opponent	Score	Team's RPI: 263
						61	A IUPUI	63 77	135	A Radford	46 79	
						73	A Belmont	75 89	136	H Wright St.	54 65	
						73	H Belmont	66 85	142	A Cincinnati	38 60	
						76	H Middle Tenn.	62 73	189	H ETSU	76 82	
						94	A Vanderbilt	57 89	191	A Morehead St.	65 79	
									210	H UNCG	59 65	
									218	A SIUE	49 60	
									230	H Murray St.	72 54	
									236	A UNC Asheville	65 77	
									251	H Austin Peay	84 87	
									253	H Jacksonville St.	56 54	
									258	H UT Martin	81 71	
									268	A Tennessee St.	72 59	
									268	H Tennessee St.	64 59	
									272	A Southeast Mo. St.	74 63	
									292	H Northern Ky.	55 40	
									294	A Lipscomb	69 71	
									297	H Eastern Ky.	53 51	
									312	A Eastern Ill.	46 54	
									328	A Winthrop	73 50	
LAST 12 Division I GAMES:												
73	H Belmont	66 85	73	A Belmont	75 89							
268	A Tennessee St.	72 59	268	H Tennessee St.	64 59							
312	A Eastern Ill.	46 54	253	H Jacksonville St.	56 54							
258	H UT Martin	81 71	230	H Murray St.	72 54							
297	H Eastern Ky.	53 51	251	H Austin Peay	84 87							
191	A Morehead St.	65 79	218	A SIUE	49 60							

Non-Div I Games: Tenn. Wesleyan 54 41

Tennessee Tech

Loss, Non-Conf, S Site, H Home A Away N Neutral

Average RPI Win:	113	WON-LOST	WINNING	LAST 10	STRENGTH OF	OPP. STRENGTH	TEAM	ADJ.	CONF.	ADJ CONF.
Average RPI Loss:	5	RECORD	PCT. RANK	GAMES	SCHEDULE	OF SCHEDULE	RPI	RPI	RPI	RPI
DIV. I ONLY	21- 4	13	10- 0	10	3	5	5	4	4	
DIV. I NON-CONF.	7- 4	114	1- 0	5	18	28	28	3	3	
TOTALS	RPI 1-25	RPI 26-50	W-L RECORDS	RPI 51-100	RPI 101-150	RPI 150+				
21- 4	5- 4	2- 0	OVERALL	5- 0	4- 0	5- 0				
13- 1	3- 1	1- 0	HOME	2- 0	2- 0	5- 0				
8- 2	2- 2	1- 0	AWAY	3- 0	2- 0	0- 0				
0- 1	0- 1	0- 0	NEUTRAL	0- 0	0- 0	0- 0				
7- 4	2- 4	0- 0	NON-CONFERENCE	0- 0	0- 0	5- 0				
6- 1	1- 1	0- 0	HOME	0- 0	0- 0	5- 0				
1- 2	1- 2	0- 0	AWAY	0- 0	0- 0	0- 0				
0- 1	0- 1	0- 0	NEUTRAL	0- 0	0- 0	0- 0				
14- 0	3- 0	2- 0	CONFERENCE	5- 0	4- 0	0- 0				
7- 0	2- 0	1- 0	HOME	2- 0	2- 0	0- 0				
7- 0	1- 0	1- 0	AWAY	3- 0	2- 0	0- 0				
0- 0	0- 0	0- 0	NEUTRAL	0- 0	0- 0	0- 0				

RPI	S	Opponent	Score	RPI	S	Opponent	Score	RPI	S	Opponent	Score	RPI	S	Opponent	Score
1	N	UConn	54 72	50	A	West Virginia	73 63	69	A	Iowa St.	75 68	124	A	TCU	77 69
3	H	South Carolina	67 76	50	H	West Virginia	69 54	72	A	Oklahoma St.	85 71	124	H	TCU	83 54
4	A	Mississippi St.	68 79					72	H	Oklahoma St.	66 35	143	A	Kansas	66 54
7	A	Baylor	85 79					93	A	Texas Tech	77 57	143	H	Kansas	75 42
10	A	Florida St.	92 88					93	H	Texas Tech	67 47	166	H	UTSA	76 43
12	A	Stanford	59 71									207	H	New Orleans	80 48
15	H	Oklahoma	86 68									256	H	UTRGV	85 61
18	H	Tennessee	72 67									293	H	Northwestern St.	86 39
22	H	Kansas St.	63 58									345	H	Houston Baptist	98 46
LAST 12 Division I GAMES:															
10	A	Florida St.	92 88	124	A	TCU	77 69								
143	H	Kansas	75 42	93	A	Texas Tech	77 57								
7	A	Baylor	85 79	15	H	Oklahoma	86 68								
22	H	Kansas St.	63 58	50	A	West Virginia	73 63								
72	A	Oklahoma St.	85 71	72	H	Oklahoma St.	66 35								
50	H	West Virginia	69 54	124	H	TCU	83 54								

Non-Div I Games:

Texas

■ Loss,
 ■ Non-Conf, S Site,
 ■ Home
 ■ Away
 N Neutral

Average RPI Win:	108	WON-LOST	WINNING	LAST 10	STRENGTH OF	OPP. STRENGTH	TEAM	ADJ.	CONF.	ADJ CONF.
Average RPI Loss:	49	RECORD	PCT. RANK	GAMES	SCHEDULE	OF SCHEDULE	RPI	RPI	RPI	RPI
DIV. I ONLY	19- 7	53	7- 3	29	25	16	16	2	2	
DIV. I NON-CONF.	10- 3	54	0- 0	50	72	39	39	2	2	
TOTALS	RPI 1-25	RPI 26-50	W-L RECORDS	RPI 51-100	RPI 101-150	RPI 150+				
19- 7	3- 2	3- 1	OVERALL	4- 4	6- 0	3- 0				
12- 1	1- 0	1- 0	HOME	3- 1	5- 0	2- 0				
5- 5	2- 2	1- 1	AWAY	1- 2	1- 0	0- 0				
2- 1	0- 0	1- 0	NEUTRAL	0- 1	0- 0	1- 0				
10- 3	0- 0	2- 0	NON-CONFERENCE	1- 3	4- 0	3- 0				
6- 1	0- 0	0- 0	HOME	1- 1	3- 0	2- 0				
2- 1	0- 0	1- 0	AWAY	0- 1	1- 0	0- 0				
2- 1	0- 0	1- 0	NEUTRAL	0- 1	0- 0	1- 0				
9- 4	3- 2	1- 1	CONFERENCE	3- 1	2- 0	0- 0				
6- 0	1- 0	1- 0	HOME	2- 0	2- 0	0- 0				
3- 4	2- 2	0- 1	AWAY	1- 1	0- 0	0- 0				
0- 0	0- 0	0- 0	NEUTRAL	0- 0	0- 0	0- 0				

RPI 1-25				Team's RPI: 16	RPI 26-50				RPI 51-100				RPI 101+			
RPI	S	Opponent	Score		RPI	S	Opponent	Score	RPI	S	Opponent	Score	RPI	S	Opponent	Score
4	A	Mississippi St.	61 71		26	A	Missouri	76 78	52	N	Dayton	57 74	104	H	Abilene Christian	71 45
14	A	Kentucky	77 68		33	N	Syracuse	105 84	57	H	Southern California	62 66	105	H	SFA	63 48
18	A	Tennessee	61 59		38	H	Auburn	66 61	80	A	Florida	67 59	112	H	Central Ark.	74 49
24	A	LSU	63 67		47	A	Little Rock	55 37	80	H	Florida	84 76	124	A	TCU	75 67
24	H	LSU	54 52						90	A	SMU	53 54	128	H	Alabama	69 48
									91	A	Georgia	59 69	137	H	Arkansas	90 65
									93	H	Texas Tech	98 90	227	N	Southern U.	81 58
									94	H	Vanderbilt	77 72	299	H	A&M-Corpus Christi	84 55
													301	H	Prairie View	90 62
LAST 12 Division I GAMES:																
24	A	LSU	63 67		24	H	LSU	54 52								
18	A	Tennessee	61 59		26	A	Missouri	76 78								
128	H	Alabama	69 48		80	A	Florida	67 59								
38	H	Auburn	66 61		137	H	Arkansas	90 65								
80	H	Florida	84 76		14	A	Kentucky	77 68								
4	A	Mississippi St.	61 71		91	A	Georgia	59 69								

Non-Div I Games:

Texas A&M

■ Loss,
 ■ Non-Conf, S Site,
 ■ Home
 ■ Away
 N Neutral

Average RPI Win:	279	WON-LOST	WINNING	LAST 10	STRENGTH OF	OPP. STRENGTH	TEAM	ADJ.	CONF.	ADJ CONF.
Average RPI Loss:	211	RECORD	PCT. RANK	GAMES	SCHEDULE	OF SCHEDULE	RPI	RPI	RPI	RPI
DIV. I ONLY	14- 8	103	7- 3	343	322	201	201	30	30	
DIV. I NON-CONF.	5- 5	165	0- 0	325	236	203	203	30	30	
TOTALS	RPI 1-25	RPI 26-50	W-L RECORDS	RPI 51-100	RPI 101-150	RPI 150+				
14- 8	0- 0	0- 0	OVERALL	0- 1	0- 1	14- 6				
5- 1	0- 0	0- 0	HOME	0- 0	0- 0	5- 1				
8- 7	0- 0	0- 0	AWAY	0- 1	0- 1	8- 5				
1- 0	0- 0	0- 0	NEUTRAL	0- 0	0- 0	1- 0				
5- 5	0- 0	0- 0	NON-CONFERENCE	0- 1	0- 1	5- 3				
0- 1	0- 0	0- 0	HOME	0- 0	0- 0	0- 1				
4- 4	0- 0	0- 0	AWAY	0- 1	0- 1	4- 2				
1- 0	0- 0	0- 0	NEUTRAL	0- 0	0- 0	1- 0				
9- 3	0- 0	0- 0	CONFERENCE	0- 0	0- 0	9- 3				
5- 0	0- 0	0- 0	HOME	0- 0	0- 0	5- 0				
4- 3	0- 0	0- 0	AWAY	0- 0	0- 0	4- 3				
0- 0	0- 0	0- 0	NEUTRAL	0- 0	0- 0	0- 0				

RPI S	Opponent	Score	RPI S	Opponent	Score	RPI S	Opponent	Score	RPI S	Opponent	Score	Team's RPI: 201
						90 A	SMU	36 61	124 A	TCU	48 77	
									164 A	Texas St.	66 53	
									171 H	Rice	49 52	
									207 A	New Orleans	57 63	
									217 A	Grambling	52 64	
									217 H	Grambling	69 61	
									219 H	Alabama St.	52 48	
									223 N	Presbyterian	74 62	
									227 A	Southern U.	77 71	
									278 A	Ark.-Pine Bluff	45 49	
									281 A	FIU	70 62	
									290 A	Alcorn	57 53	
									299 A	A&M-Corpus Christi	61 64	
									300 A	UTEP	89 68	
									301 A	Prairie View	70 62	
									301 H	Prairie View	73 51	
									305 A	Mississippi Val.	74 75	
									345 A	Houston Baptist	50 34	
									347 A	Jackson St.	66 63	
									347 H	Jackson St.	62 52	
									349 H	Alabama A&M	60 51	
LAST 12 Division I GAMES:												
347 A	Jackson St.	66 63	278 A	Ark.-Pine Bluff	45 49							
217 A	Grambling	52 64	347 H	Jackson St.	62 52							
301 H	Prairie View	73 51	217 H	Grambling	69 61							
349 H	Alabama A&M	60 51	301 A	Prairie View	70 62							
219 H	Alabama St.	52 48	227 A	Southern U.	77 71							
305 A	Mississippi Val.	74 75	290 A	Alcorn	57 53							

Non-Div I Games: P.R.-Bayamon 64 58

Texas Southern

■ Loss,
 ■ Non-Conf,
 ■ S Site,
 ■ Home
 ■ A Away
 N Neutral

Average RPI Win: 233	WON-LOST	WINNING	LAST 10	STRENGTH OF	OPP. STRENGTH	TEAM	ADJ.	CONF.	ADJ CONF.
Average RPI Loss: 161	RECORD	PCT. RANK	GAMES	SCHEDULE	OF SCHEDULE	RPI	RPI	RPI	RPI
DIV. I ONLY	14- 9	116	8- 2	263	226	164	164	21	21
DIV. I NON-CONF.	5- 5	165	0- 0	304	230	210	210	19	19
TOTALS	RPI 1-25	RPI 26-50	W-L RECORDS	RPI 51-100	RPI 101-150	RPI 150+			
14- 9	0- 1	1- 0	OVERALL	0- 1	1- 2	12- 5			
8- 3	0- 0	1- 0	HOME	0- 0	0- 1	7- 2			
6- 6	0- 1	0- 0	AWAY	0- 1	1- 1	5- 3			
0- 0	0- 0	0- 0	NEUTRAL	0- 0	0- 0	0- 0			
5- 5	0- 1	0- 0	NON-CONFERENCE	0- 1	0- 0	5- 3			
3- 1	0- 0	0- 0	HOME	0- 0	0- 0	3- 1			
2- 4	0- 1	0- 0	AWAY	0- 1	0- 0	2- 2			
0- 0	0- 0	0- 0	NEUTRAL	0- 0	0- 0	0- 0			
9- 4	0- 0	1- 0	CONFERENCE	0- 0	1- 2	7- 2			
5- 2	0- 0	1- 0	HOME	0- 0	0- 1	4- 1			
4- 2	0- 0	0- 0	AWAY	0- 0	1- 1	3- 1			
0- 0	0- 0	0- 0	NEUTRAL	0- 0	0- 0	0- 0			

RPI 1-25				RPI 26-50				RPI 51-100				RPI 101+ Team's RPI: 164			
RPI	S	Opponent	Score	RPI	S	Opponent	Score	RPI	S	Opponent	Score	RPI	S	Opponent	Score
7	A	Baylor	24 90	47	H	Little Rock	64 47	90	A	SMU	56 64	103	A	UT Arlington	75 69
												103	H	UT Arlington	39 61
												110	A	Troy	54 65
												162	H	Louisiana	62 40
												166	A	UTSA	47 72
												173	A	Houston	61 56
												195	A	North Texas	59 58
												197	A	Appalachian St.	53 37
												197	H	Appalachian St.	64 66
												201	H	Texas Southern	53 66
												244	A	South Ala.	57 44
												245	A	Georgia St.	62 51
												273	A	Coastal Caro.	48 64
												273	H	Coastal Caro.	83 62
												299	H	A&M-Corpus Christi	57 50
												301	A	Prairie View	60 64
												325	H	Arkansas St.	63 43
												330	H	La.-Monroe	63 50
												332	H	Incarnate Word	67 50
												337	H	Sam Houston St.	69 46
LAST 12 Division I GAMES:															
245	A	Georgia St.	62 51	162	H	Louisiana	62 40								
47	H	Little Rock	64 47	330	H	La.-Monroe	63 50								
325	H	Arkansas St.	63 43	244	A	South Ala.	57 44								
103	A	UT Arlington	75 69	110	A	Troy	54 65								
273	A	Coastal Caro.	48 64	103	H	UT Arlington	39 61								
197	A	Appalachian St.	53 37	197	H	Appalachian St.	64 66								

Non-Div I Games: St. Edward's 51 **65**

Texas St.

Average RPI Win:	142	WON-LOST	WINNING	LAST 10	STRENGTH OF	OPP. STRENGTH	TEAM	ADJ.	CONF.	ADJ CONF.
Average RPI Loss:	46	RECORD	PCT. RANK	GAMES	SCHEDULE	OF SCHEDULE	RPI	RPI	RPI	RPI
DIV. I ONLY	11- 14	208	1- 9	11	30	93	93	4	4	
DIV. I NON-CONF.	8- 3	67	0- 0	40	148	37	37	3	3	
TOTALS	RPI 1-25	RPI 26-50	W-L RECORDS	RPI 51-100	RPI 101-150	RPI 150+				
11- 14	0- 9	1- 1	OVERALL	2- 1	5- 3	3- 0				
10- 4	0- 4	1- 0	HOME	2- 0	4- 0	3- 0				
0- 10	0- 5	0- 1	AWAY	0- 1	0- 3	0- 0				
1- 0	0- 0	0- 0	NEUTRAL	0- 0	1- 0	0- 0				
8- 3	0- 2	0- 0	NON-CONFERENCE	0- 0	5- 1	3- 0				
7- 0	0- 0	0- 0	HOME	0- 0	4- 0	3- 0				
0- 3	0- 2	0- 0	AWAY	0- 0	0- 1	0- 0				
1- 0	0- 0	0- 0	NEUTRAL	0- 0	1- 0	0- 0				
3- 11	0- 7	1- 1	CONFERENCE	2- 1	0- 2	0- 0				
3- 4	0- 4	1- 0	HOME	2- 0	0- 0	0- 0				
0- 7	0- 3	0- 1	AWAY	0- 1	0- 2	0- 0				
0- 0	0- 0	0- 0	NEUTRAL	0- 0	0- 0	0- 0				

RPI	S	Opponent	Score	RPI	S	Opponent	Score	RPI	S	Opponent	Score	RPI	S	Opponent	Score
5	A	Texas	47 67	50	A	West Virginia	79 89	69	A	Iowa St.	68 79	103	H	UT Arlington	79 60
5	H	Texas	57 77	50	H	West Virginia	75 66	69	H	Iowa St.	75 66	112	H	Central Ark.	79 45
7	H	Baylor	61 79					72	H	Oklahoma St.	70 65	122	H	North Dakota	90 80
15	A	Oklahoma	45 66									124	A	TCU	62 76
15	H	Oklahoma	56 64									125	N	Fordham	59 50
16	A	Texas A&M	90 98									137	A	Arkansas	60 66
19	A	Miami (FL)	56 74									143	A	Kansas	60 66
22	A	Kansas St.	54 68									148	H	New Mexico	69 58
22	H	Kansas St.	53 65									173	H	Houston	84 60
Team's RPI: 93															
LAST 12 Division I GAMES:															
69	A	Iowa St.	68 79	50	A	West Virginia	79 89	69	H	Iowa St.	75 66	290	H	Alcorn	90 37
15	H	Oklahoma	56 64	5	H	Texas	57 77					301	H	Prairie View	85 43
124	A	TCU	62 76	15	A	Oklahoma	45 66								
7	H	Baylor	61 79	50	H	West Virginia	75 66								
22	H	Kansas St.	53 65	22	A	Kansas St.	54 68								
143	A	Kansas	60 66	69	H	Iowa St.	75 66								

Non-Div I Games:

Texas Tech

■ Loss,
■ Non-Conf, S Site,
■ Home
■ Away
N Neutral

Average RPI Win:	200	WON-LOST	WINNING	LAST 10	STRENGTH OF	OPP. STRENGTH	TEAM	ADJ.	CONF.	ADJ CONF.
Average RPI Loss:	58	RECORD	PCT. RANK	GAMES	SCHEDULE	OF SCHEDULE	RPI	RPI	RPI	RPI
DIV. I ONLY	16- 8	84	5- 5	97	94	82	82	10	10	
DIV. I NON-CONF.	8- 2	49	0- 0	245	49	88	88	11	11	
TOTALS	RPI 1-25	RPI 26-50	W-L RECORDS	RPI 51-100	RPI 101-150	RPI 150+				
16- 8	0- 2	1- 3	OVERALL	3- 1	0- 2	12- 0				
8- 4	0- 1	1- 1	HOME	1- 1	0- 1	6- 0				
7- 3	0- 0	0- 2	AWAY	2- 0	0- 1	5- 0				
1- 1	0- 1	0- 0	NEUTRAL	0- 0	0- 0	1- 0				
8- 2	0- 2	0- 0	NON-CONFERENCE	1- 0	0- 0	7- 0				
4- 1	0- 1	0- 0	HOME	0- 0	0- 0	4- 0				
3- 0	0- 0	0- 0	AWAY	1- 0	0- 0	2- 0				
1- 1	0- 1	0- 0	NEUTRAL	0- 0	0- 0	1- 0				
8- 6	0- 0	1- 3	CONFERENCE	2- 1	0- 2	5- 0				
4- 3	0- 0	1- 1	HOME	1- 1	0- 1	2- 0				
4- 3	0- 0	0- 2	AWAY	1- 0	0- 1	3- 0				
0- 0	0- 0	0- 0	NEUTRAL	0- 0	0- 0	0- 0				

RPI 1-25				RPI 26-50				RPI 51-100				Team's RPI: 82	RPI 101+			
RPI	S	Opponent	Score	RPI	S	Opponent	Score	RPI	S	Opponent	Score		RPI	S	Opponent	Score
2	H	Notre Dame	68 85	41	A	Central Mich.	61 72	52	A	Dayton	76 72		109	A	Kent St.	60 70
11	N	UCLA	73 75	41	H	Central Mich.	74 72	68	H	Northern Ill.	73 77		144	H	Ball St.	45 51
				45	A	Ohio	55 61	77	A	Buffalo	73 64		156	H	Detroit Mercy	72 66
				45	H	Ohio	55 64	77	H	Buffalo	85 63		172	A	Western Mich.	72 66
													185	A	Cleveland St.	92 59
													220	H	Miami (OH)	64 50
													222	A	Akron	61 57
													225	H	St. Bonaventure	74 50
													275	N	Davidson	76 41
													276	H	Bowling Green	74 59
													285	A	Eastern Mich.	66 49
													299	A	A&M-Corpus Christi	76 60
													309	H	Rhode Island	65 50
													322	H	Ill.-Chicago	79 51
LAST 12 Division I GAMES:																
				41	A	Central Mich.	61 72	41	H	Central Mich.	74 72					
				222	A	Akron	61 57	109	A	Kent St.	60 70					
				276	H	Bowling Green	74 59	45	H	Ohio	55 64					
				172	A	Western Mich.	72 66	68	H	Northern Ill.	73 77					
				45	A	Ohio	55 61	77	A	Buffalo	73 64					
				77	H	Buffalo	85 63	220	H	Miami (OH)	64 50					

Non-Div I Games: Madonna 99 47

Toledo

Average RPI Win:	197	WON-LOST	WINNING	LAST 10	STRENGTH OF	OPP. STRENGTH	TEAM	ADJ.	CONF.	ADJ CONF.
Average RPI Loss:	130	RECORD	PCT. RANK	GAMES	SCHEDULE	OF SCHEDULE	RPI	RPI	RPI	RPI
DIV. I ONLY	11- 14	208	3- 7	123	159	192	192	8	8	
DIV. I NON-CONF.	7- 4	114	0- 0	198	309	160	160	8	8	
TOTALS	RPI 1-25	RPI 26-50	W-L RECORDS	RPI 51-100	RPI 101-150	RPI 150+				
11- 14	0- 1	2- 1	OVERALL	0- 3	2- 3	7- 6				
8- 6	0- 0	1- 0	HOME	0- 2	2- 2	5- 2				
3- 8	0- 1	1- 1	AWAY	0- 1	0- 1	2- 4				
0- 0	0- 0	0- 0	NEUTRAL	0- 0	0- 0	0- 0				
7- 4	0- 1	0- 0	NON-CONFERENCE	0- 1	1- 1	6- 1				
5- 2	0- 0	0- 0	HOME	0- 1	1- 1	4- 0				
2- 2	0- 1	0- 0	AWAY	0- 0	0- 0	2- 1				
0- 0	0- 0	0- 0	NEUTRAL	0- 0	0- 0	0- 0				
4- 10	0- 0	2- 1	CONFERENCE	0- 2	1- 2	1- 5				
3- 4	0- 0	1- 0	HOME	0- 1	1- 1	1- 2				
1- 6	0- 0	1- 1	AWAY	0- 1	0- 1	0- 3				
0- 0	0- 0	0- 0	NEUTRAL	0- 0	0- 0	0- 0				

RPI 1-25				RPI 26-50				RPI 51-100				RPI 101+ Team's RPI: 192			
RPI	S	Opponent	Score	RPI	S	Opponent	Score	RPI	S	Opponent	Score	RPI	S	Opponent	Score
20	A	Maryland	63 97	29	A	Elon	55 83	56	H	Georgetown	59 75	115	H	Rider	75 79
				39	A	James Madison	60 55	58	A	Drexel	48 58	123	H	Delaware	67 73
				39	H	James Madison	54 51	58	H	Drexel	65 80	133	H	Cornell	68 63
												150	A	William & Mary	55 68
												150	H	William & Mary	64 60
												168	A	Northeastern	64 72
												181	H	George Mason	79 75
												183	H	Hofstra	61 70
												185	A	Col. of Charleston	54 59
												185	H	Col. of Charleston	61 59
												204	A	UMBC	59 48
												208	A	UNCW	56 59
												208	H	UNCW	42 48
												260	A	Colgate	71 76
												261	H	Norfolk St.	61 58
												298	H	Coppin St.	69 65
												334	A	Wagner	69 40
												343	H	UMass Lowell	90 56
LAST 12 Division I GAMES:															
				58	H	Drexel	65 80	208	A	UNCW	56 59				
				150	A	William & Mary	55 68	39	A	James Madison	60 55				
				208	H	UNCW	42 48	150	H	William & Mary	64 60				
				185	A	Col. of Charleston	54 59	185	H	Col. of Charleston	61 59				
				29	A	Elon	55 83	183	H	Hofstra	61 70				
				123	H	Delaware	67 73	39	H	James Madison	54 51				

Non-Div I Games:

Towson

Average RPI Win: 219	WON-LOST	WINNING	LAST 10	STRENGTH OF	OPP. STRENGTH	TEAM	ADJ.	CONF.	ADJ CONF.
Average RPI Loss: 112	RECORD	PCT. RANK	GAMES	SCHEDULE	OF SCHEDULE	RPI	RPI	RPI	RPI
DIV. I ONLY	15- 7	81	7- 3	217	145	110	110	21	21
DIV. I NON-CONF.	5- 4	143	0- 0	147	37	110	110	19	19
TOTALS	RPI 1-25	RPI 26-50	W-L RECORDS	RPI 51-100	RPI 101-150	RPI 150+			
15- 7	0- 1	0- 2	OVERALL	2- 1	1- 0	12- 3			
7- 2	0- 0	0- 0	HOME	1- 0	1- 0	5- 2			
6- 5	0- 0	0- 0	AWAY	0- 0	0- 0	6- 0			
2- 0	0- 0	0- 0	NEUTRAL	1- 0	0- 0	1- 0			
5- 4	0- 1	0- 1	NON-CONFERENCE	2- 1	0- 0	3- 1			
2- 1	0- 0	0- 0	HOME	1- 0	0- 0	1- 1			
1- 3	0- 1	0- 1	AWAY	0- 1	0- 0	1- 0			
2- 0	0- 0	0- 0	NEUTRAL	1- 0	0- 0	1- 0			
10- 3	0- 0	0- 1	CONFERENCE	0- 0	1- 0	9- 2			
5- 1	0- 0	0- 0	HOME	0- 0	1- 0	4- 1			
5- 2	0- 0	0- 1	AWAY	0- 0	0- 0	5- 1			
0- 0	0- 0	0- 0	NEUTRAL	0- 0	0- 0	0- 0			

RPI 1-25				RPI 26-50				RPI 51-100				RPI 101+ Team's RPI: 110			
RPI	S	Opponent	Score	RPI	S	Opponent	Score	RPI	S	Opponent	Score	RPI	S	Opponent	Score
18	A	Tennessee	84 110	38	A	Auburn	52 61	51	N	Villanova	93 85	103	H	UT Arlington	85 68
				47	A	Little Rock	74 77	73	H	Belmont	91 74	162	A	Louisiana	72 80
								92	A	Jacksonville	70 77	164	H	Texas St.	65 54
												180	H	UAB	77 81
												197	H	Appalachian St.	86 77
												219	H	Alabama St.	95 66
												240	A	Ga. Southern	89 86
												240	H	Ga. Southern	77 67
												244	A	South Ala.	73 57
												244	H	South Ala.	75 71
												245	A	Georgia St.	87 69
												245	H	Georgia St.	65 68
												295	A	Nicholls St.	100 75
												316	N	Loyola Chicago	91 67
												325	A	Arkansas St.	83 75
												330	A	La.-Monroe	94 67
LAST 12 Division I GAMES:															
197	H	Appalachian St.	86 77	325	A	Arkansas St.	83 75								
162	A	Louisiana	72 80	47	A	Little Rock	74 77								
330	A	La.-Monroe	94 67	103	H	UT Arlington	85 68								
244	H	South Ala.	75 71	164	H	Texas St.	65 54								
245	H	Georgia St.	65 68	240	A	Ga. Southern	89 86								
240	H	Ga. Southern	77 67	245	A	Georgia St.	87 69								

Non-Div I Games: Armstrong St. 118 72 Thomas (GA) 110 55

Troy

Average RPI Win:	158	WON-LOST	WINNING	LAST 10	STRENGTH OF	OPP. STRENGTH	TEAM	ADJ.	CONF.	ADJ CONF.
Average RPI Loss:	91	RECORD	PCT. RANK	GAMES	SCHEDULE	OF SCHEDULE	RPI	RPI	RPI	RPI
DIV. I ONLY	8- 18	276	3- 7	33	71	154	154	5	5	
DIV. I NON-CONF.	4- 9	248	0- 0	94	138	194	194	5	5	
TOTALS	RPI 1-25	RPI 26-50	W-L RECORDS	RPI 51-100	RPI 101-150	RPI 150+				
8- 18	0- 6	0- 3	OVERALL	1- 2	4- 3	3- 4				
5- 7	0- 2	0- 1	HOME	1- 1	2- 2	2- 1				
3- 10	0- 4	0- 2	AWAY	0- 0	2- 1	1- 3				
0- 1	0- 0	0- 0	NEUTRAL	0- 1	0- 0	0- 0				
4- 9	0- 2	0- 1	NON-CONFERENCE	0- 2	2- 2	2- 2				
2- 3	0- 0	0- 1	HOME	0- 1	1- 1	1- 0				
2- 5	0- 2	0- 0	AWAY	0- 0	1- 1	1- 2				
0- 1	0- 0	0- 0	NEUTRAL	0- 1	0- 0	0- 0				
4- 9	0- 4	0- 2	CONFERENCE	1- 0	2- 1	1- 2				
3- 4	0- 2	0- 0	HOME	1- 0	1- 1	1- 1				
1- 5	0- 2	0- 2	AWAY	0- 0	1- 0	0- 1				
0- 0	0- 0	0- 0	NEUTRAL	0- 0	0- 0	0- 0				

RPI 1-25				RPI 26-50				RPI 51-100				RPI 101+ Team's RPI: 154			
RPI	S	Opponent	Score	RPI	S	Opponent	Score	RPI	S	Opponent	Score	RPI	S	Opponent	Score
1	A	UConn	50 96	32	A	South Fla.	68 84	63	H	South Dakota	68 71	107	H	Saint Louis	70 64
1	H	UConn	58 98	42	A	Tulane	65 70	89	N	BYU	56 71	116	A	UCF	73 62
15	A	Oklahoma	68 85	47	H	Little Rock	58 63	90	H	SMU	66 59	116	H	UCF	58 62
22	A	Kansas St.	62 82									137	H	Arkansas	50 57
23	A	Temple	43 70									140	H	Memphis	57 52
23	H	Temple	49 58									148	A	New Mexico	67 64
												149	A	Oral Roberts	68 76
												151	H	East Carolina	100 92
												173	A	Houston	66 71
												173	H	Houston	62 65
												195	H	North Texas	63 58
												203	A	Indiana St.	68 72
												318	A	UMKC	80 70
												325	A	Arkansas St.	80 83
LAST 12 Division I GAMES:															
173	H	Houston	62 65	42	A	Tulane	65 70								
116	H	UCF	58 62	116	A	UCF	73 62								
23	A	Temple	43 70	1	H	UConn	58 98								
1	A	UConn	50 96	23	H	Temple	49 58								
151	H	East Carolina	100 92	32	A	South Fla.	68 84								
90	H	SMU	66 59	140	H	Memphis	57 52								

Non-Div I Games:

Tulsa

Average RPI Win:	238	WON-LOST	WINNING	LAST 10	STRENGTH OF	OPP. STRENGTH	TEAM	ADJ.	CONF.	ADJ CONF.
Average RPI Loss:	125	RECORD	PCT. RANK	GAMES	SCHEDULE	OF SCHEDULE	RPI	RPI	RPI	RPI
DIV. I ONLY	12- 12	169	5- 5	152	183	180	180	14	14	
DIV. I NON-CONF.	6- 4	127	0- 0	109	240	111	111	16	16	
TOTALS	RPI 1-25	RPI 26-50	W-L RECORDS	RPI 51-100	RPI 101-150	RPI 150+				
12- 12	0- 2	0- 0	OVERALL	0- 3	2- 2	10- 5				
8- 5	0- 1	0- 0	HOME	0- 2	0- 0	8- 2				
3- 7	0- 1	0- 0	AWAY	0- 1	2- 2	1- 3				
1- 0	0- 0	0- 0	NEUTRAL	0- 0	0- 0	1- 0				
6- 4	0- 2	0- 0	NON-CONFERENCE	0- 1	1- 0	5- 1				
3- 2	0- 1	0- 0	HOME	0- 1	0- 0	3- 0				
2- 2	0- 1	0- 0	AWAY	0- 0	1- 0	1- 1				
1- 0	0- 0	0- 0	NEUTRAL	0- 0	0- 0	1- 0				
6- 8	0- 0	0- 0	CONFERENCE	0- 2	1- 2	5- 4				
5- 3	0- 0	0- 0	HOME	0- 1	0- 0	5- 2				
1- 5	0- 0	0- 0	AWAY	0- 1	1- 2	0- 2				
0- 0	0- 0	0- 0	NEUTRAL	0- 0	0- 0	0- 0				

RPI 1-25				RPI 26-50				RPI 51-100				RPI 101+ Team's RPI: 180			
RPI	S	Opponent	Score	RPI	S	Opponent	Score	RPI	S	Opponent	Score	RPI	S	Opponent	Score
10	H	Florida St.	47 93					60	A	Western Ky.	48 60	101	A	Charlotte	88 81
17	A	DePaul	80 90					73	H	Belmont	58 72	110	A	Troy	81 77
								76	H	Middle Tenn.	61 64	120	A	Southern Miss.	59 64
												127	A	Old Dominion	61 73
												157	A	Louisiana Tech	63 64
												166	H	UTSA	67 82
												171	H	Rice	62 61
												188	A	Southern Ill.	64 49
												195	H	North Texas	58 59
												244	H	South Ala.	66 41
												248	A	Samford	49 52
												255	A	Marshall	58 61
												255	H	Marshall	71 55
												264	H	High Point	75 66
												281	H	FIU	82 68
												300	H	UTEP	74 61
												305	H	Mississippi Val.	80 46
												307	N	Gardner-Webb	59 49
												329	H	Fla. Atlantic	66 55
LAST 12 Division I GAMES:															
255	H	Marshall	71 55	157	A	Louisiana Tech	63 64								
127	A	Old Dominion	61 73	281	H	FIU	82 68								
101	A	Charlotte	88 81	329	H	Fla. Atlantic	66 55								
166	H	UTSA	67 82	255	A	Marshall	58 61								
300	H	UTEP	74 61	60	A	Western Ky.	48 60								
120	A	Southern Miss.	59 64	171	H	Rice	62 61								

Non-Div I Games: Miles 106 48

UAB

Loss, Non-Conf, S Site, H Home A Away N Neutral

Average RPI Win:	232	WON-LOST	WINNING	LAST 10	STRENGTH OF	OPP. STRENGTH	TEAM	ADJ.	CONF.	ADJ CONF.
Average RPI Loss:	89	RECORD	PCT. RANK	GAMES	SCHEDULE	OF SCHEDULE	RPI	RPI	RPI	RPI
DIV. I ONLY	18- 6	46	8- 2	248	166	102	102	25	25	
DIV. I NON-CONF.	8- 4	97	0- 0	93	87	61	61	23	23	
TOTALS	RPI 1-25	RPI 26-50	W-L RECORDS	RPI 51-100	RPI 101-150	RPI 150+				
18- 6	0- 2	0- 0	OVERALL	1- 1	3- 2	14- 1				
9- 2	0- 0	0- 0	HOME	1- 0	1- 1	7- 1				
9- 3	0- 2	0- 0	AWAY	0- 0	2- 1	7- 0				
0- 1	0- 0	0- 0	NEUTRAL	0- 1	0- 0	0- 0				
8- 4	0- 2	0- 0	NON-CONFERENCE	1- 1	3- 0	4- 1				
4- 1	0- 0	0- 0	HOME	1- 0	1- 0	2- 1				
4- 2	0- 2	0- 0	AWAY	0- 0	2- 0	2- 0				
0- 1	0- 0	0- 0	NEUTRAL	0- 1	0- 0	0- 0				
10- 2	0- 0	0- 0	CONFERENCE	0- 0	0- 2	10- 0				
5- 1	0- 0	0- 0	HOME	0- 0	0- 1	5- 0				
5- 1	0- 0	0- 0	AWAY	0- 0	0- 1	5- 0				
0- 0	0- 0	0- 0	NEUTRAL	0- 0	0- 0	0- 0				

RPI 1-25				RPI 26-50				RPI 51-100				RPI 101+ Team's RPI: 102			
RPI	S	Opponent	Score	RPI	S	Opponent	Score	RPI	S	Opponent	Score	RPI	S	Opponent	Score
8	A	Oregon St.	52 93					84	H	Montana St.	70 62	116	A	UCF	77 71
12	A	Stanford	42 68					92	N	Jacksonville	54 61	118	A	Long Beach St.	62 64
												118	H	Long Beach St.	51 64
												131	H	St. Mary's (CA)	68 66
												139	A	San Francisco	78 58
												163	H	UC Riverside	72 55
												179	H	CSUN	81 65
												183	H	Hofstra	60 64
												234	A	Pacific	95 87
												237	A	Cal Poly	61 53
												243	A	UC Santa Barbara	62 48
												254	H	Portland	66 52
												257	A	Hawaii	69 50
												257	H	Hawaii	70 55
												269	H	San Diego St.	75 55
												282	A	Sacramento St.	110 78
												326	A	UC Irvine	89 48
												326	H	UC Irvine	62 42
												342	A	Cal St. Fullerton	70 51
												342	H	Cal St. Fullerton	59 39
LAST 12 Division I GAMES:															
257	A	Hawaii	69 50	118	A	Long Beach St.	62 64								
326	H	UC Irvine	62 42	342	A	Cal St. Fullerton	70 51								
243	A	UC Santa Barbara	62 48	179	H	CSUN	81 65								
237	A	Cal Poly	61 53	118	H	Long Beach St.	51 64								
342	H	Cal St. Fullerton	59 39	257	H	Hawaii	70 55								
163	H	UC Riverside	72 55	326	A	UC Irvine	89 48								

Non-Div I Games: Holy Names 91 51

UC Davis

■ Loss,
 ■ Non-Conf,
 ■ S Site,
 ■ Home
 ■ A Away
 N Neutral

Average RPI Win: 233	WON-LOST	WINNING	LAST 10	STRENGTH OF	OPP. STRENGTH	TEAM	ADJ.	CONF.	ADJ CONF.
Average RPI Loss: 183	RECORD	PCT. RANK	GAMES	SCHEDULE	OF SCHEDULE	RPI	RPI	RPI	RPI
DIV. I ONLY	2- 22	343	1- 9	173	267	326	326	25	25
DIV. I NON-CONF.	1- 12	332	0- 0	186	289	323	323	23	23
TOTALS	RPI 1-25	RPI 26-50	W-L RECORDS	RPI 51-100	RPI 101-150	RPI 150+			
2- 22	0- 0	0- 0	OVERALL	0- 3	0- 4	2- 15			
1- 11	0- 0	0- 0	HOME	0- 2	0- 3	1- 6			
1- 10	0- 0	0- 0	AWAY	0- 1	0- 1	1- 8			
0- 1	0- 0	0- 0	NEUTRAL	0- 0	0- 0	0- 1			
1- 12	0- 0	0- 0	NON-CONFERENCE	0- 3	0- 1	1- 8			
0- 6	0- 0	0- 0	HOME	0- 2	0- 1	0- 3			
1- 5	0- 0	0- 0	AWAY	0- 1	0- 0	1- 4			
0- 1	0- 0	0- 0	NEUTRAL	0- 0	0- 0	0- 1			
1- 10	0- 0	0- 0	CONFERENCE	0- 0	0- 3	1- 7			
1- 5	0- 0	0- 0	HOME	0- 0	0- 2	1- 3			
0- 5	0- 0	0- 0	AWAY	0- 0	0- 1	0- 4			
0- 0	0- 0	0- 0	NEUTRAL	0- 0	0- 0	0- 0			

RPI 1-25			RPI 26-50			RPI 51-100			RPI 101+			Team's RPI: 326		
RPI	S	Opponent	Score	RPI	S	Opponent	Score	RPI	S	Opponent	Score			
								57	H	Southern California	45	83		
								75	A	Gonzaga	38	102		
								83	H	UNLV	46	62		
										102	A	UC Davis	42	62
										102	H	UC Davis	48	89
										107	H	Saint Louis	69	79
										118	H	Long Beach St.	63	68
										163	A	UC Riverside	58	76
										163	H	UC Riverside	58	79
										169	N	Fresno St.	45	63
										177	A	Idaho St.	54	65
										179	A	CSUN	77	85
										179	H	CSUN	77	52
										193	A	Utah St.	52	66
										206	A	Loyola Marymount	39	58
										233	A	Portland St.	73	79
										237	H	Cal Poly	60	78
										243	H	UC Santa Barbara	60	85
										257	A	Hawaii	62	79
										265	H	CSU Bakersfield	66	86
										282	H	Sacramento St.	70	78
										283	H	Southern Utah	58	70
										286	A	Nevada	72	59
										342	A	Cal St. Fullerton	53	64
LAST 12 Division I GAMES:														
179	A	CSUN	77	85	163	H	UC Riverside	58	79					
102	A	UC Davis	42	62	342	A	Cal St. Fullerton	53	64					
237	H	Cal Poly	60	78	179	H	CSUN	77	52					
118	H	Long Beach St.	63	68	163	A	UC Riverside	58	76					
243	H	UC Santa Barbara	60	85	102	H	UC Davis	48	89					
257	A	Hawaii	62	79	57	H	Southern California	45	83					

Non-Div I Games: Concordia (CA) 92 61

UC Irvine

■ Loss,
 ■ Non-Conf,
 ■ S Site,
 ■ H Home
 ■ A Away
 N Neutral

Average RPI Win: 261		WON-LOST	WINNING	LAST 10	STRENGTH OF	OPP. STRENGTH	TEAM	ADJ.	CONF.	ADJ CONF.
Average RPI Loss: 107		RECORD	PCT. RANK	GAMES	SCHEDULE	OF SCHEDULE	RPI	RPI	RPI	RPI
DIV. I ONLY		14- 11	135	6- 4	228	190	163	163	25	25
DIV. I NON-CONF.		6- 7	182	0- 0	114	128	144	144	23	23
TOTALS		RPI 1-25	RPI 26-50	W-L RECORDS	RPI 51-100	RPI 101-150	RPI 150+			
14- 11	0- 0		0- 1	OVERALL	0- 5	0- 3	14- 2			
8- 3	0- 0		0- 0	HOME	0- 2	0- 0	8- 1			
5- 8	0- 0		0- 1	AWAY	0- 3	0- 3	5- 1			
1- 0	0- 0		0- 0	NEUTRAL	0- 0	0- 0	1- 0			
6- 7	0- 0		0- 1	NON-CONFERENCE	0- 5	0- 1	6- 0			
3- 2	0- 0		0- 0	HOME	0- 2	0- 0	3- 0			
2- 5	0- 0		0- 1	AWAY	0- 3	0- 1	2- 0			
1- 0	0- 0		0- 0	NEUTRAL	0- 0	0- 0	1- 0			
8- 4	0- 0		0- 0	CONFERENCE	0- 0	0- 2	8- 2			
5- 1	0- 0		0- 0	HOME	0- 0	0- 0	5- 1			
3- 3	0- 0		0- 0	AWAY	0- 0	0- 2	3- 1			
0- 0	0- 0		0- 0	NEUTRAL	0- 0	0- 0	0- 0			

RPI 1-25				RPI 26-50				RPI 51-100				RPI 101+				Team's RPI: 163	
RPI	S	Opponent	Score	RPI	S	Opponent	Score	RPI	S	Opponent	Score	RPI	S	Opponent	Score		
				26	A	Missouri	62 68	57	A	Southern California	49 67	102	A	UC Davis	55 72		
								63	H	South Dakota	55 61	118	A	Long Beach St.	51 55		
								70	A	California	56 71	143	A	Kansas	84 90		
								79	H	Penn	55 71	179	H	CSUN	67 70		
								95	A	FGCU	45 60	206	A	Loyola Marymount	75 72		
												216	H	Grand Canyon	77 64		
												226	H	Seattle U	58 54		
												237	A	Cal Poly	72 69		
												237	H	Cal Poly	68 59		
												243	A	UC Santa Barbara	54 58		
												243	H	UC Santa Barbara	73 69		
												248	N	Samford	51 48		
												257	A	Hawaii	79 59		
												257	H	Hawaii	63 45		
												265	A	CSU Bakersfield	71 66		
												269	H	San Diego St.	72 44		
												326	A	UC Irvine	79 58		
												326	H	UC Irvine	76 58		
												342	H	Cal St. Fullerton	68 45		
LAST 12 Division I GAMES:																	
				243	H	UC Santa Barbara	73 69	102	A	UC Davis	55 72						
				179	H	CSUN	67 70	342	H	Cal St. Fullerton	68 45						
				257	A	Hawaii	79 59	326	A	UC Irvine	79 58						
				237	A	Cal Poly	72 69	243	A	UC Santa Barbara	54 58						
				257	H	Hawaii	63 45	237	H	Cal Poly	68 59						
				118	A	Long Beach St.	51 55	326	H	UC Irvine	76 58						

Non-Div I Games:

UC Riverside

■ Loss, ■ Non-Conf, S Site, H Home A Away N Neutral

Average RPI Win:	264	WON-LOST	WINNING	LAST 10	STRENGTH OF	OPP. STRENGTH	TEAM	ADJ.	CONF.	ADJ CONF.
Average RPI Loss:	168	RECORD	PCT. RANK	GAMES	SCHEDULE	OF SCHEDULE	RPI	RPI	RPI	RPI
DIV. I ONLY	12- 13	186	6- 4	320	180	243	243	25	25	
DIV. I NON-CONF.	5- 8	218	0- 0	318	133	279	279	23	23	
TOTALS	RPI 1-25	RPI 26-50	W-L RECORDS	RPI 51-100	RPI 101-150	RPI 150+				
12- 13	0- 1	0- 0	OVERALL	0- 1	1- 2	11- 9				
6- 5	0- 1	0- 0	HOME	0- 0	1- 2	5- 2				
4- 8	0- 0	0- 0	AWAY	0- 1	0- 0	4- 7				
2- 0	0- 0	0- 0	NEUTRAL	0- 0	0- 0	2- 0				
5- 8	0- 1	0- 0	NON-CONFERENCE	0- 1	0- 1	5- 5				
2- 3	0- 1	0- 0	HOME	0- 0	0- 1	2- 1				
1- 5	0- 0	0- 0	AWAY	0- 1	0- 0	1- 4				
2- 0	0- 0	0- 0	NEUTRAL	0- 0	0- 0	2- 0				
7- 5	0- 0	0- 0	CONFERENCE	0- 0	1- 1	6- 4				
4- 2	0- 0	0- 0	HOME	0- 0	1- 1	3- 1				
3- 3	0- 0	0- 0	AWAY	0- 0	0- 0	3- 3				
0- 0	0- 0	0- 0	NEUTRAL	0- 0	0- 0	0- 0				

RPI 1-25				RPI 26-50				RPI 51-100				RPI 101+ Team's RPI: 243			
RPI	S	Opponent	Score	RPI	S	Opponent	Score	RPI	S	Opponent	Score	RPI	S	Opponent	Score
11	H	UCLA	52 71					69	A	Iowa St.	60 77	102	H	UC Davis	48 62
												118	H	Long Beach St.	65 60
												147	H	Santa Clara	58 69
												153	H	Yale	60 64
												163	A	UC Riverside	69 73
												163	H	UC Riverside	58 54
												169	A	Fresno St.	50 49
												179	A	CSUN	61 75
												179	H	CSUN	55 62
												206	A	Loyola Marymount	55 57
												226	A	Seattle U	53 58
												237	A	Cal Poly	67 78
												238	A	San Diego	63 77
												257	A	Hawaii	67 52
												257	H	Hawaii	74 62
												269	A	San Diego St.	70 84
												291	N	North Dakota St.	66 59
												299	N	A&M-Corpus Christi	66 60
												302	H	Pepperdine	66 57
												303	H	Northern Ariz.	60 51
												326	A	UC Irvine	85 60
												342	A	Cal St. Fullerton	56 49
												342	H	Cal St. Fullerton	57 37
LAST 12 Division I GAMES:															
163	A	UC Riverside	69 73	179	A	CSUN	61 75								
257	A	Hawaii	67 52	257	H	Hawaii	74 62								
179	H	CSUN	55 62	118	H	Long Beach St.	65 60								
102	H	UC Davis	48 62	163	H	UC Riverside	58 54								
342	H	Cal St. Fullerton	57 37	342	A	Cal St. Fullerton	56 49								
326	A	UC Irvine	85 60	237	A	Cal Poly	67 78								

Non-Div I Games:

UC Santa Barbara

■ Loss,
■ Non-Conf,
■ S Site,
■ Home
■ A Away
N Neutral

Average RPI Win:	197	WON-LOST	WINNING	LAST 10	STRENGTH OF	OPP. STRENGTH	TEAM	ADJ.	CONF.	ADJ CONF.
Average RPI Loss:	102	RECORD	PCT. RANK	GAMES	SCHEDULE	OF SCHEDULE	RPI	RPI	RPI	RPI
DIV. I ONLY	16- 9	96	6- 4	168	92	116	116	5	5	
DIV. I NON-CONF.	10- 3	54	0- 0	224	252	109	109	5	5	
TOTALS	RPI 1-25	RPI 26-50	W-L RECORDS	RPI 51-100	RPI 101-150	RPI 150+				
16- 9	0- 1	1- 0	OVERALL	0- 3	2- 4	13- 1				
8- 5	0- 1	0- 0	HOME	0- 1	2- 2	6- 1				
8- 4	0- 0	1- 0	AWAY	0- 2	0- 2	7- 0				
0- 0	0- 0	0- 0	NEUTRAL	0- 0	0- 0	0- 0				
10- 3	0- 0	0- 0	NON-CONFERENCE	0- 2	1- 1	9- 0				
6- 2	0- 0	0- 0	HOME	0- 1	1- 1	5- 0				
4- 1	0- 0	0- 0	AWAY	0- 1	0- 0	4- 0				
0- 0	0- 0	0- 0	NEUTRAL	0- 0	0- 0	0- 0				
6- 6	0- 1	1- 0	CONFERENCE	0- 1	1- 3	4- 1				
2- 3	0- 1	0- 0	HOME	0- 0	1- 1	1- 1				
4- 3	0- 0	1- 0	AWAY	0- 1	0- 2	3- 0				
0- 0	0- 0	0- 0	NEUTRAL	0- 0	0- 0	0- 0				

RPI S	Opponent	Score	RPI S	Opponent	Score	RPI S	Opponent	Score	RPI S	Opponent	Score	Team's RPI: 116
1	H UConn	48 84	32	A South Fla.	66 62	74	H Virginia Tech	64 67	102	H UC Davis	71 77	
						77	A Buffalo	65 66	115	H Rider	49 30	
						90	A SMU	58 63	140	A Memphis	59 65	
									140	H Memphis	62 65	
									142	A Cincinnati	57 63	
									142	H Cincinnati	64 44	
									151	A East Carolina	54 42	
									154	A Tulsa	62 58	
									154	H Tulsa	62 73	
									158	H Omaha	81 41	
									173	A Houston	62 48	
									173	H Houston	85 59	
									221	H Bethune-Cookman	70 43	
									239	A Butler	66 59	
									240	A Ga. Southern	74 54	
									244	H South Ala.	70 58	
									251	H Austin Peay	61 43	
									275	A Davidson	57 38	
									281	A FIU	69 52	
									307	H Gardner-Webb	66 52	
LAST 12 Division I GAMES:												
32	A South Fla.	66 62	154	H Tulsa	62 73							
154	A Tulsa	62 58	151	A East Carolina	54 42							
173	H Houston	85 59	173	A Houston	62 48							
90	A SMU	58 63	140	H Memphis	62 65							
140	A Memphis	59 65	142	A Cincinnati	57 63							
142	H Cincinnati	64 44	1	H UConn	48 84							

Non-Div I Games:

UCF

Average RPI Win:	111	WON-LOST	WINNING	LAST 10	STRENGTH OF	OPP. STRENGTH	TEAM	ADJ.	CONF.	ADJ CONF.
Average RPI Loss:	31	RECORD	PCT. RANK	GAMES	SCHEDULE	OF SCHEDULE	RPI	RPI	RPI	RPI
DIV. I ONLY	19- 7	53	7- 3	5	12	11	11	1	1	
DIV. I NON-CONF.	9- 2	37	0- 0	51	100	11	11	1	1	
TOTALS	RPI 1-25	RPI 26-50	W-L RECORDS	RPI 51-100	RPI 101-150	RPI 150+				
19- 7	3- 4	4- 1	OVERALL	5- 2	1- 0	6- 0				
13- 0	2- 0	3- 0	HOME	3- 0	1- 0	4- 0				
4- 7	1- 4	0- 1	AWAY	1- 2	0- 0	2- 0				
2- 0	0- 0	1- 0	NEUTRAL	1- 0	0- 0	0- 0				
9- 2	0- 2	2- 0	NON-CONFERENCE	1- 0	0- 0	6- 0				
5- 0	0- 0	1- 0	HOME	0- 0	0- 0	4- 0				
2- 2	0- 2	0- 0	AWAY	0- 0	0- 0	2- 0				
2- 0	0- 0	1- 0	NEUTRAL	1- 0	0- 0	0- 0				
10- 5	3- 2	2- 1	CONFERENCE	4- 2	1- 0	0- 0				
8- 0	2- 0	2- 0	HOME	3- 0	1- 0	0- 0				
2- 5	1- 2	0- 1	AWAY	1- 2	0- 0	0- 0				
0- 0	0- 0	0- 0	NEUTRAL	0- 0	0- 0	0- 0				

RPI 1-25				Team's RPI: 11		RPI 26-50				RPI 51-100				RPI 101+			
RPI	S	Opponent	Score	RPI	S	Opponent	Score	RPI	S	Opponent	Score	RPI	S	Opponent	Score		
3	A	South Carolina	57 66	28	A	Oregon	75 84	57	A	Southern California	74 59	113	H	Arizona	69 49		
6	A	Washington	70 82	28	H	Oregon	79 63	57	H	Southern California	71 67	227	H	Southern U.	95 47		
6	H	Washington	90 79	31	H	Arizona St.	69 60	64	H	Utah	67 56	234	H	Pacific	82 55		
7	A	Baylor	70 84	35	H	Michigan	84 64	70	A	California	77 80	237	H	Cal Poly	80 64		
8	A	Oregon St.	61 68	44	N	Iowa	78 65	82	N	Toledo	75 73	243	A	UC Santa Barbara	71 52		
8	H	Oregon St.	66 56					85	H	Colorado	87 74	257	H	Hawaii	72 49		
12	A	Stanford	85 76					96	A	Washington St.	73 82	280	A	N.C. A&T	83 42		
LAST 12 Division I GAMES:																	
				6	H	Washington	90 79	31	H	Arizona St.	69 60						
				8	A	Oregon St.	61 68	57	H	Southern California	71 67						
				28	A	Oregon	75 84	57	A	Southern California	74 59						
				12	A	Stanford	85 76	28	H	Oregon	79 63						
				70	A	California	77 80	8	H	Oregon St.	66 56						
				113	H	Arizona	69 49	6	A	Washington	70 82						

Non-Div I Games:

UCLA

■ Loss,
 ■ Non-Conf,
 S Site,
 ■ Home
 ■ Away
 N Neutral

Average RPI Win: 72		WON-LOST	WINNING	LAST 10	STRENGTH OF	OPP. STRENGTH	TEAM	ADJ.	CONF.	ADJ CONF.
Average RPI Loss: 0		RECORD	PCT. RANK	GAMES	SCHEDULE	OF SCHEDULE	RPI	RPI	RPI	RPI
DIV. I ONLY		25- 0	1	10- 0	1	2	1	1	5	5
DIV. I NON-CONF.		13- 0	1	1- 0	1	1	1	1	5	5
TOTALS		RPI 1-25	RPI 26-50		W-L RECORDS		RPI 51-100	RPI 101-150	RPI 150+	
25- 0	10- 0	3- 0		OVERALL		4- 0	2- 0	6- 0		
12- 0	3- 0	3- 0		HOME		3- 0	0- 0	3- 0		
12- 0	6- 0	0- 0		AWAY		1- 0	2- 0	3- 0		
1- 0	1- 0	0- 0		NEUTRAL		0- 0	0- 0	0- 0		
13- 0	9- 0	1- 0		NON-CONFERENCE		2- 0	0- 0	1- 0		
6- 0	3- 0	1- 0		HOME		2- 0	0- 0	0- 0		
6- 0	5- 0	0- 0		AWAY		0- 0	0- 0	1- 0		
1- 0	1- 0	0- 0		NEUTRAL		0- 0	0- 0	0- 0		
12- 0	1- 0	2- 0		CONFERENCE		2- 0	2- 0	5- 0		
6- 0	0- 0	2- 0		HOME		1- 0	0- 0	3- 0		
6- 0	1- 0	0- 0		AWAY		1- 0	2- 0	2- 0		
0- 0	0- 0	0- 0		NEUTRAL		0- 0	0- 0	0- 0		

RPI	S	Opponent	Score	RPI	S	Opponent	Score	RPI	S	Opponent	Score	RPI	S	Opponent	Score
2	A	Notre Dame	72 61	27	H	Ohio St.	82 63	52	H	Dayton	98 65	116	A	UCF	84 48
3	H	South Carolina	66 55	32	H	South Fla.	102 37	87	H	Chattanooga	80 43	142	A	Cincinnati	96 49
5	N	Texas	72 54	42	H	Tulane	100 56	90	A	SMU	88 48	151	A	East Carolina	91 44
7	H	Baylor	72 61					90	H	SMU	83 41	151	H	East Carolina	90 45
10	A	Florida St.	78 76									154	A	Tulsa	98 58
17	H	DePaul	91 46									154	H	Tulsa	96 50
20	A	Maryland	87 81									173	H	Houston	91 42
22	A	Kansas St.	75 58									200	A	Nebraska	84 41
23	A	Temple	97 69												
24	A	LSU	76 53												
LAST 12 Division I GAMES:															
3	H	South Carolina	66 55	151	A	East Carolina	91 44								
90	H	SMU	83 41	42	H	Tulane	100 56								
142	A	Cincinnati	96 49	154	A	Tulsa	98 58								
154	H	Tulsa	96 50	90	A	SMU	88 48								
23	A	Temple	97 69	32	H	South Fla.	102 37								
173	H	Houston	91 42	151	H	East Carolina	90 45								

Non-Div I Games:

UConn

UMBC				Through Games Of Feb. 17, 2017						
Average RPI Win:	242	WON-LOST	WINNING	LAST 10	STRENGTH OF	OPP. STRENGTH	TEAM	ADJ.	CONF.	ADJ CONF.
Average RPI Loss:	168	RECORD	PCT. RANK	GAMES	SCHEDULE	OF SCHEDULE	RPI	RPI	RPI	RPI
DIV. I ONLY	13- 12	162	9- 1	240	234	204	204	22	22	
DIV. I NON-CONF.	4- 8	230	0- 0	282	273	293	293	22	22	

TOTALS	RPI 1-25	RPI 26-50		W-L RECORDS		RPI 51-100	RPI 101-150	RPI 150+		
13- 12	0- 1	0- 0		OVERALL		0- 2	3- 2	11- 7		
7- 6	0- 0	0- 0		HOME		0- 0	2- 1	5- 5		
5- 6	0- 1	0- 0		AWAY		0- 2	1- 1	5- 2		
1- 0	0- 0	0- 0		NEUTRAL		0- 0	0- 0	1- 0		
4- 8	0- 1	0- 0		NON-CONFERENCE		0- 1	0- 1	4- 5		
1- 5	0- 0	0- 0		HOME		0- 0	0- 1	1- 4		
2- 3	0- 1	0- 0		AWAY		0- 1	0- 0	2- 1		
1- 0	0- 0	0- 0		NEUTRAL		0- 0	0- 0	1- 0		
10- 4	0- 0	0- 0		CONFERENCE		0- 1	3- 1	7- 2		
6- 1	0- 0	0- 0		HOME		0- 0	2- 0	4- 1		
4- 3	0- 0	0- 0		AWAY		0- 1	1- 1	3- 1		
0- 0	0- 0	0- 0		NEUTRAL		0- 0	0- 0	0- 0		

RPI 1-25				RPI 26-50				RPI 51-100				RPI 101+ Team's RPI: 204			
RPI	S	Opponent	Score	RPI	S	Opponent	Score	RPI	S	Opponent	Score	RPI	S	Opponent	Score
20	A	Maryland	42 92					55	A	Virginia	30 56	121	H	Princeton	58 69
								86	A	New Hampshire	50 60	134	A	Maine	40 72
												134	H	Maine	66 62
												145	A	Albany (NY)	64 56
												145	H	Albany (NY)	63 60
												175	A	Hartford	64 47
												175	H	Hartford	73 80
												178	A	Columbia	67 56
												192	H	Towson	48 59
												196	A	American	53 70
												202	A	Binghamton	62 69
												202	H	Binghamton	53 45
												241	N	Liberty	62 51
												249	H	UMES	57 70
												250	H	Loyola Maryland	65 70
												274	H	Stony Brook	67 61
												284	A	Vermont	64 52
												284	H	Vermont	69 66
												298	H	Coppin St.	73 63
												338	A	LIU Brooklyn	57 45
												339	H	Morgan St.	61 69
												343	A	UMass Lowell	78 62
												343	H	UMass Lowell	79 72
LAST 12 Division I GAMES:															
343	A	UMass Lowell	78 62	86	A	New Hampshire	50 60	274	H	Stony Brook	67 61				
145	H	Albany (NY)	63 60	343	H	UMass Lowell	79 72	145	A	Albany (NY)	64 56				
284	A	Vermont	64 52	284	H	Vermont	69 66								
175	A	Hartford	64 47												
134	H	Maine	66 62												
202	H	Binghamton	53 45	175	H	Hartford	73 80								

Non-Div I Games: Gettysburg 71 51

UMBC

Loss, Non-Conf, S Site, H Home A Away N Neutral

UMES				STRENGTH OF SCHEDULE	OPP. STRENGTH OF SCHEDULE	TEAM RPI	ADJ. RPI	CONF. RPI	ADJ CONF. RPI
Average RPI Win:	248	WON-LOST RECORD	WINNING PCT. RANK						
Average RPI Loss:	224		LAST 10 GAMES						
DIV. I ONLY	8- 13	242	3- 7	285	333	249	249	32	32
DIV. I NON-CONF.	5- 5	165	0- 1	172	246	113	113	31	31

TOTALS	RPI 1-25	RPI 26-50	W-L RECORDS	RPI 51-100	RPI 101-150	RPI 150+			
8- 13	0- 1	0- 1	OVERALL	0- 1	0- 0	8- 10			
1- 5	0- 0	0- 0	HOME	0- 0	0- 0	1- 5			
6- 8	0- 1	0- 1	AWAY	0- 1	0- 0	6- 5			
1- 0	0- 0	0- 0	NEUTRAL	0- 0	0- 0	1- 0			
5- 5	0- 1	0- 1	NON-CONFERENCE	0- 1	0- 0	5- 2			
1- 0	0- 0	0- 0	HOME	0- 0	0- 0	1- 0			
3- 5	0- 1	0- 1	AWAY	0- 1	0- 0	3- 2			
1- 0	0- 0	0- 0	NEUTRAL	0- 0	0- 0	1- 0			
3- 8	0- 0	0- 0	CONFERENCE	0- 0	0- 0	3- 8			
0- 5	0- 0	0- 0	HOME	0- 0	0- 0	0- 5			
3- 3	0- 0	0- 0	AWAY	0- 0	0- 0	3- 3			
0- 0	0- 0	0- 0	NEUTRAL	0- 0	0- 0	0- 0			

RPI 1-25				RPI 26-50				RPI 51-100				RPI 101+ Team's RPI: 249			
RPI	S	Opponent	Score	RPI	S	Opponent	Score	RPI	S	Opponent	Score	RPI	S	Opponent	Score
20	A	Maryland	61 106	30	A	North Carolina St.	58 77	55	A	Virginia	50 60	151	A	East Carolina	58 66
												170	A	Hampton	68 65
												204	A	UMBC	70 57
												210	H	UNCG	60 53
												221	A	Bethune-Cookman	59 56
												221	H	Bethune-Cookman	33 61
												259	H	Howard	71 72
												261	A	Norfolk St.	43 74
												262	N	Saint Francis (PA)	90 82
												266	H	Savannah St.	58 59
												280	A	N.C. A&T	60 57
												298	H	Coppin St.	49 55
												304	A	Mt. St. Mary's	63 52
												321	A	USC Upstate	63 76
												329	A	Fla. Atlantic	76 59
												340	A	N.C. Central	59 68
												344	A	Florida A&M	49 59
												346	H	South Carolina St.	60 67
LAST 12 Division I GAMES:															
221	H	Bethune-Cookman	33 61	344	A	Florida A&M	49 59								
261	A	Norfolk St.	43 74	221	A	Bethune-Cookman	59 56								
298	H	Coppin St.	49 55	259	H	Howard	71 72								
170	A	Hampton	68 65	280	A	N.C. A&T	60 57								
266	H	Savannah St.	58 59	340	A	N.C. Central	59 68								
346	H	South Carolina St.	60 67	321	A	USC Upstate	63 76								

Non-Div I Games: Cheyney 75 38

UMES

■ Loss,
 ■ Non-Conf,
 ■ S Site,
 ■ Home
 ■ A Away
 N Neutral

Average RPI Win:	247	WON-LOST	WINNING	LAST 10	STRENGTH OF	OPP. STRENGTH	TEAM	ADJ.	CONF.	ADJ CONF.
Average RPI Loss:	199	RECORD	PCT. RANK	GAMES	SCHEDULE	OF SCHEDULE	RPI	RPI	RPI	RPI
DIV. I ONLY	4- 17	320	1- 9	193	334	318	318	29	29	
DIV. I NON-CONF.	3- 8	262	0- 2	176	275	270	270	29	29	
TOTALS	RPI 1-25	RPI 26-50	W-L RECORDS	RPI 51-100	RPI 101-150	RPI 150+				
4- 17	0- 0	0- 0	OVERALL	0- 2	1- 0	3- 15				
2- 9	0- 0	0- 0	HOME	0- 2	0- 0	2- 7				
2- 8	0- 0	0- 0	AWAY	0- 0	1- 0	1- 8				
0- 0	0- 0	0- 0	NEUTRAL	0- 0	0- 0	0- 0				
3- 8	0- 0	0- 0	NON-CONFERENCE	0- 2	1- 0	2- 6				
1- 6	0- 0	0- 0	HOME	0- 2	0- 0	1- 4				
2- 2	0- 0	0- 0	AWAY	0- 0	1- 0	1- 2				
0- 0	0- 0	0- 0	NEUTRAL	0- 0	0- 0	0- 0				
1- 9	0- 0	0- 0	CONFERENCE	0- 0	0- 0	1- 9				
1- 3	0- 0	0- 0	HOME	0- 0	0- 0	1- 3				
0- 6	0- 0	0- 0	AWAY	0- 0	0- 0	0- 6				
0- 0	0- 0	0- 0	NEUTRAL	0- 0	0- 0	0- 0				

RPI	S	Opponent	Score	RPI	S	Opponent	Score	RPI	S	Opponent	Score	RPI	S	Opponent	Score	Team's RPI: 318
68	H	Northern Ill.	75	86	81	H	Western Ill.	65	78	104	A	Abilene Christian	71	68		
										154	H	Tulsa	70	80		
										158	H	Omaha	57	80		
										165	A	La Salle	59	64		
										172	H	Western Mich.	54	66		
										174	A	New Mexico St.	72	78		
										174	H	New Mexico St.	43	60		
										188	H	Southern Ill.	69	77		
										215	A	Wichita St.	56	54		
										216	A	Grand Canyon	64	75		
										226	A	Seattle U	52	74		
										226	H	Seattle U	65	75		
										256	A	UTRGV	39	74		
										256	H	UTRGV	52	63		
										265	A	CSU Bakersfield	33	52		
										274	A	Stony Brook	55	57		
										331	A	Utah Valley	39	58		
										331	H	Utah Valley	66	63		
										339	H	Morgan St.	64	56		
LAST 12 Division I GAMES:																
226	A	Seattle U	52	74	331	H	Utah Valley	66	63							
331	A	Utah Valley	39	58	226	H	Seattle U	65	75							
256	H	UTRGV	52	63	256	A	UTRGV	39	74							
265	A	CSU Bakersfield	33	52	174	A	New Mexico St.	72	78							
216	A	Grand Canyon	64	75	274	A	Stony Brook	55	57							
174	H	New Mexico St.	43	60	165	A	La Salle	59	64							

Non-Div I Games: Cent. Christian (KS111 43 Mo.-St. Louis 60 45

UMKC

Loss, Non-Conf, S Site, H Home A Away N Neutral

Average RPI Win:	301	WON-LOST	WINNING	LAST 10	STRENGTH OF	OPP. STRENGTH	TEAM	ADJ.	CONF.	ADJ CONF.
Average RPI Loss:	201	RECORD	PCT. RANK	GAMES	SCHEDULE	OF SCHEDULE	RPI	RPI	RPI	RPI
DIV. I ONLY	2- 24	345	0- 10	284	276	343	343	22	22	
DIV. I NON-CONF.	2- 10	305	0- 0	299	338	345	345	22	22	
TOTALS	RPI 1-25	RPI 26-50	W-L RECORDS	RPI 51-100	RPI 101-150	RPI 150+				
2- 24	0- 1	0- 1	OVERALL	0- 1	0- 4	2- 18				
2- 10	0- 0	0- 0	HOME	0- 1	0- 2	2- 8				
0- 14	0- 1	0- 1	AWAY	0- 0	0- 2	0- 10				
0- 0	0- 0	0- 0	NEUTRAL	0- 0	0- 0	0- 0				
2- 10	0- 1	0- 1	NON-CONFERENCE	0- 0	0- 0	2- 8				
2- 3	0- 0	0- 0	HOME	0- 0	0- 0	2- 3				
0- 7	0- 1	0- 1	AWAY	0- 0	0- 0	0- 5				
0- 0	0- 0	0- 0	NEUTRAL	0- 0	0- 0	0- 0				
0- 15	0- 0	0- 0	CONFERENCE	0- 1	0- 4	0- 10				
0- 8	0- 0	0- 0	HOME	0- 1	0- 2	0- 5				
0- 7	0- 0	0- 0	AWAY	0- 0	0- 2	0- 5				
0- 0	0- 0	0- 0	NEUTRAL	0- 0	0- 0	0- 0				

RPI 1-25				RPI 26-50				RPI 51-100				RPI 101+ Team's RPI: 343			
RPI	S	Opponent	Score	RPI	S	Opponent	Score	RPI	S	Opponent	Score	RPI	S	Opponent	Score
20	A	Maryland	44 100	40	A	Indiana	45 79	86	H	New Hampshire	57 76	134	A	Maine	50 76
												134	H	Maine	44 65
												145	A	Albany (NY)	69 93
												145	H	Albany (NY)	60 79
												175	A	Hartford	59 80
												175	H	Hartford	64 84
												178	A	Columbia	57 76
												187	H	Fairfield	41 65
												192	A	Towson	56 90
												202	A	Binghamton	54 69
												202	H	Binghamton	48 58
												204	A	UMBC	72 79
												204	H	UMBC	62 78
												247	A	Boston U.	56 66
												260	H	Colgate	82 77
												274	A	Stony Brook	53 83
												274	H	Stony Brook	44 86
												284	A	Vermont	36 60
												284	H	Vermont	46 61
												287	A	Bryant	62 73
												309	H	Rhode Island	57 64
												319	A	Holy Cross	47 62
												336	H	Longwood	59 72
												341	H	Fairleigh Dickinson	61 55
LAST 12 Division I GAMES:															
204	H	UMBC	62 78	145	H	Albany (NY)	60 79	86	H	New Hampshire	57 76	204	A	UMBC	72 79
284	A	Vermont	36 60	204	A	UMBC	72 79	284	H	Vermont	46 61	274	A	Stony Brook	53 83
175	H	Hartford	64 84	274	A	Stony Brook	53 83	175	A	Hartford	59 80				
134	A	Maine	50 76												
274	H	Stony Brook	44 86												
202	A	Binghamton	54 69												

Non-Div I Games: Keene St. 74 48

UMass Lowell

■ Loss,
 ■ Non-Conf,
 ■ S Site,
 ■ H Home
 ■ A Away
 N Neutral

UNC Asheville

Through Games Of Feb. 17, 2017

Average RPI Win:	270	WON-LOST	WINNING	LAST 10	STRENGTH OF	OPP. STRENGTH	TEAM	ADJ.	CONF.	ADJ CONF.
Average RPI Loss:	194	RECORD	PCT. RANK	GAMES	SCHEDULE	OF SCHEDULE	RPI	RPI	RPI	RPI
DIV. I ONLY	10- 13	214	3- 7	274	314	236	236	28	28	
DIV. I NON-CONF.	5- 5	165	0- 0	219	267	172	172	28	28	
TOTALS	RPI 1-25	RPI 26-50	W-L RECORDS	RPI 51-100	RPI 101-150	RPI 150+				
10- 13	0- 1	0- 0	OVERALL	0- 1	0- 2	10- 9				
5- 4	0- 0	0- 0	HOME	0- 0	0- 1	5- 3				
5- 8	0- 0	0- 0	AWAY	0- 1	0- 1	5- 2				
0- 1	0- 1	0- 0	NEUTRAL	0- 0	0- 0	0- 0				
5- 5	0- 1	0- 0	NON-CONFERENCE	0- 1	0- 1	5- 2				
3- 0	0- 0	0- 0	HOME	0- 0	0- 0	3- 0				
2- 4	0- 0	0- 0	AWAY	0- 1	0- 1	2- 2				
0- 1	0- 1	0- 0	NEUTRAL	0- 0	0- 0	0- 0				
5- 8	0- 0	0- 0	CONFERENCE	0- 0	0- 1	5- 7				
2- 4	0- 0	0- 0	HOME	0- 0	0- 1	2- 3				
3- 4	0- 0	0- 0	AWAY	0- 0	0- 0	3- 4				
0- 0	0- 0	0- 0	NEUTRAL	0- 0	0- 0	0- 0				

RPI 1-25				RPI 26-50				RPI 51-100				RPI 101+ Team's RPI: 236			
RPI	S	Opponent	Score	RPI	S	Opponent	Score	RPI	S	Opponent	Score	RPI	S	Opponent	Score
25	N	Harvard	62 79					74	A	Virginia Tech	52 71	125	A	Fordham	42 55
												135	H	Radford	62 64
												197	A	Appalachian St.	51 81
												210	A	UNCG	77 63
												213	A	Campbell	60 61
												213	H	Campbell	55 61
												223	A	Presbyterian	67 60
												223	H	Presbyterian	47 52
												235	A	Furman	51 63
												241	H	Liberty	64 54
												242	H	Wofford	84 65
												246	A	Charleston So.	66 73
												246	H	Charleston So.	56 47
												263	H	Tennessee Tech	77 65
												264	A	High Point	70 81
												264	H	High Point	60 76
												288	H	Western Caro.	62 53
												307	A	Gardner-Webb	52 55
												321	A	USC Upstate	70 59
												328	A	Winthrop	68 53
												336	A	Longwood	80 53
LAST 12 Division I GAMES:															
246	A	Charleston So.	66 73	223	A	Presbyterian	67 60								
213	A	Campbell	60 61	241	H	Liberty	64 54								
223	H	Presbyterian	47 52	307	A	Gardner-Webb	52 55								
264	A	High Point	70 81	264	H	High Point	60 76								
246	H	Charleston So.	56 47	328	A	Winthrop	68 53								
135	H	Radford	62 64	336	A	Longwood	80 53								

Non-Div I Games: Warren Wilson 113 51

UNC Asheville

Loss, Non-Conf, S Site, H Home A Away N Neutral

Average RPI Win:	252	WON-LOST	WINNING	LAST 10	STRENGTH OF	OPP. STRENGTH	TEAM	ADJ.	CONF.	ADJ CONF.
Average RPI Loss:	180	RECORD	PCT. RANK	GAMES	SCHEDULE	OF SCHEDULE	RPI	RPI	RPI	RPI
DIV. I ONLY	11- 12	193	6- 4	214	313	210	210	17	17	
DIV. I NON-CONF.	5- 6	186	0- 0	281	348	251	251	20	20	
TOTALS	RPI 1-25	RPI 26-50	W-L RECORDS	RPI 51-100	RPI 101-150	RPI 150+				
11- 12	0- 0	0- 0	OVERALL	1- 3	0- 2	10- 7				
7- 4	0- 0	0- 0	HOME	1- 1	0- 1	6- 2				
4- 8	0- 0	0- 0	AWAY	0- 2	0- 1	4- 5				
0- 0	0- 0	0- 0	NEUTRAL	0- 0	0- 0	0- 0				
5- 6	0- 0	0- 0	NON-CONFERENCE	0- 0	0- 2	5- 4				
2- 3	0- 0	0- 0	HOME	0- 0	0- 1	2- 2				
3- 3	0- 0	0- 0	AWAY	0- 0	0- 1	3- 2				
0- 0	0- 0	0- 0	NEUTRAL	0- 0	0- 0	0- 0				
6- 6	0- 0	0- 0	CONFERENCE	1- 3	0- 0	5- 3				
5- 1	0- 0	0- 0	HOME	1- 1	0- 0	4- 0				
1- 5	0- 0	0- 0	AWAY	0- 2	0- 0	1- 3				
0- 0	0- 0	0- 0	NEUTRAL	0- 0	0- 0	0- 0				

RPI 1-25				RPI 26-50				RPI 51-100				RPI 101+				Team's RPI: 210	
RPI	S	Opponent	Score	RPI	S	Opponent	Score	RPI	S	Opponent	Score	RPI	S	Opponent	Score		
								87	A	Chattanooga	55	58	135	H	Radford	54	70
								87	H	Chattanooga	75	72	141	A	VCU	54	65
								99	A	Mercer	47	58	189	A	ETSU	52	60
								99	H	Mercer	64	77	223	H	Presbyterian	62	69
													230	A	Murray St.	70	81
													235	A	Furman	55	65
													235	H	Furman	65	52
													236	H	UNC Asheville	63	77
													242	A	Wofford	48	54
													242	H	Wofford	67	61
													248	A	Samford	55	47
													248	H	Samford	64	40
													249	A	UMES	53	60
													261	H	Norfolk St.	59	52
													263	A	Tennessee Tech	65	59
													264	A	High Point	69	67
													288	H	Western Caro.	62	45
													297	H	Eastern Ky.	81	66
													340	A	N.C. Central	64	51
LAST 12 Division I GAMES:																	
				87	H	Chattanooga	75	72	87	A	Chattanooga	55	58				
				99	A	Mercer	47	58	189	A	ETSU	52	60				
				248	A	Samford	55	47	248	H	Samford	64	40				
				235	H	Furman	65	52	99	H	Mercer	64	77				
				242	H	Wofford	67	61	242	A	Wofford	48	54				
				288	H	Western Caro.	62	45	235	A	Furman	55	65				

Non-Div I Games: Barton 70 48 UNC Pembroke 72 69 Greensboro 83 26 Brevard 77 34 UNCG

Average RPI Win:	221	WON-LOST	WINNING	LAST 10	STRENGTH OF	OPP. STRENGTH	TEAM	ADJ.	CONF.	ADJ CONF.
Average RPI Loss:	110	RECORD	PCT. RANK	GAMES	SCHEDULE	OF SCHEDULE	RPI	RPI	RPI	RPI
DIV. I ONLY	8- 16	261	4- 6	125	98	208	208	8	8	
DIV. I NON-CONF.	4- 6	209	0- 0	221	142	219	219	8	8	
TOTALS	RPI 1-25	RPI 26-50	W-L RECORDS	RPI 51-100	RPI 101-150	RPI 150+				
8- 16	0- 1	0- 4	OVERALL	0- 2	0- 3	8- 6				
4- 8	0- 0	0- 2	HOME	0- 1	0- 2	4- 3				
4- 8	0- 1	0- 2	AWAY	0- 1	0- 1	4- 3				
0- 0	0- 0	0- 0	NEUTRAL	0- 0	0- 0	0- 0				
4- 6	0- 1	0- 1	NON-CONFERENCE	0- 0	0- 0	4- 4				
2- 3	0- 0	0- 0	HOME	0- 0	0- 0	2- 3				
2- 3	0- 1	0- 1	AWAY	0- 0	0- 0	2- 1				
0- 0	0- 0	0- 0	NEUTRAL	0- 0	0- 0	0- 0				
4- 10	0- 0	0- 3	CONFERENCE	0- 2	0- 3	4- 2				
2- 5	0- 0	0- 2	HOME	0- 1	0- 2	2- 0				
2- 5	0- 0	0- 1	AWAY	0- 1	0- 1	2- 2				
0- 0	0- 0	0- 0	NEUTRAL	0- 0	0- 0	0- 0				

RPI 1-25				RPI 26-50				RPI 51-100				RPI 101+				Team's RPI: 208
RPI	S	Opponent	Score	RPI	S	Opponent	Score	RPI	S	Opponent	Score	RPI	S	Opponent	Score	
18	A	Tennessee	54 90	29	H	Elon	56 66	58	A	Drexel	51 76	123	A	Delaware	40 57	
				30	A	North Carolina St.	54 86	58	H	Drexel	38 71	123	H	Delaware	52 63	
				39	A	James Madison	51 73					150	H	William & Mary	43 57	
				39	H	James Madison	59 70					151	A	East Carolina	65 75	
												165	H	La Salle	48 64	
												168	A	Northeastern	47 55	
												176	H	Providence	49 65	
												183	A	Hofstra	56 54	
												185	A	Col. of Charleston	37 76	
												185	H	Col. of Charleston	67 61	
												192	A	Towson	48 42	
												192	H	Towson	59 56	
												235	H	Furman	56 52	
												242	H	Wofford	67 71	
												245	A	Georgia St.	72 66	
												261	H	Norfolk St.	64 56	
												275	A	Davidson	67 58	
LAST 12 Division I GAMES:																
				39	H	James Madison	59 70					192	H	Towson	59 56	
				58	A	Drexel	51 76					168	A	Northeastern	47 55	
				192	A	Towson	48 42					183	A	Hofstra	56 54	
				29	H	Elon	56 66					150	H	William & Mary	43 57	
				123	A	Delaware	40 57					58	H	Drexel	38 71	
				185	H	Col. of Charleston	67 61					185	A	Col. of Charleston	37 76	

Non-Div I Games: Catawba 91 65

UNCW

■ Loss,
 ■ Non-Conf,
 ■ S Site,
 ■ Home
 ■ Away
 N Neutral

Average RPI Win:	201	WON-LOST	WINNING	LAST 10	STRENGTH OF	OPP. STRENGTH	TEAM	ADJ.	CONF.	ADJ CONF.
Average RPI Loss:	74	RECORD	PCT. RANK	GAMES	SCHEDULE	OF SCHEDULE	RPI	RPI	RPI	RPI
DIV. I ONLY	18- 6	46	8- 2	179	97	65	65	16	16	
DIV. I NON-CONF.	6- 4	127	0- 0	27	6	43	43	14	14	
TOTALS	RPI 1-25	RPI 26-50	W-L RECORDS	RPI 51-100	RPI 101-150	RPI 150+				
18- 6	2- 0	0- 3	OVERALL	1- 2	2- 0	13- 1				
9- 2	2- 0	0- 2	HOME	0- 0	1- 0	6- 0				
7- 4	0- 0	0- 1	AWAY	1- 2	0- 0	6- 1				
2- 0	0- 0	0- 0	NEUTRAL	0- 0	1- 0	1- 0				
6- 4	2- 0	0- 2	NON-CONFERENCE	1- 2	2- 0	1- 0				
3- 1	2- 0	0- 1	HOME	0- 0	1- 0	0- 0				
1- 3	0- 0	0- 1	AWAY	1- 2	0- 0	0- 0				
2- 0	0- 0	0- 0	NEUTRAL	0- 0	1- 0	1- 0				
12- 2	0- 0	0- 1	CONFERENCE	0- 0	0- 0	12- 1				
6- 1	0- 0	0- 1	HOME	0- 0	0- 0	6- 0				
6- 1	0- 0	0- 0	AWAY	0- 0	0- 0	6- 1				
0- 0	0- 0	0- 0	NEUTRAL	0- 0	0- 0	0- 0				

RPI 1-25				RPI 26-50				RPI 51-100				Team's RPI: 65	RPI 101+				
RPI	S	Opponent	Score	RPI	S	Opponent	Score	RPI	S	Opponent	Score		RPI	S	Opponent	Score	
21	H	Creighton	50 49	34	H	Drake	79 88	61	A	IUPUI	69 62		122	H	North Dakota	74 53	
22	H	Kansas St.	67 59	37	H	South Dakota St.	50 61	69	A	Iowa St.	68 76		129	N	Idaho	76 74	
				44	A	Iowa	39 88	72	A	Oklahoma St.	57 81		161	A	Missouri St.	61 54	
													188	A	Southern Ill.	59 64	
													188	H	Southern Ill.	79 49	
													203	H	Indiana St.	59 47	
													209	A	Bradley	72 53	
													209	H	Bradley	70 50	
													215	A	Wichita St.	63 61	
													267	A	Evansville	62 36	
													267	H	Evansville	54 40	
													306	A	Illinois St.	78 40	
													306	H	Illinois St.	82 51	
													308	N	Denver	79 68	
													316	A	Loyola Chicago	89 43	
													316	H	Loyola Chicago	68 30	
LAST 12 Division I GAMES:																	
				316	A	Loyola Chicago	89 43					316	H	Loyola Chicago	68 30		
				306	H	Illinois St.	82 51					203	H	Indiana St.	59 47		
				209	H	Bradley	70 50					209	A	Bradley	72 53		
				188	A	Southern Ill.	59 64					306	A	Illinois St.	78 40		
				267	A	Evansville	62 36					267	H	Evansville	54 40		
				34	H	Drake	79 88					188	H	Southern Ill.	79 49		

Non-Div I Games: Wis.-Parkside 72 57

UNI

■ Loss,
 ■ Non-Conf, S Site,
 ■ Home
 ■ Away
 N Neutral

Average RPI Win: 188	WON-LOST	WINNING	LAST 10	STRENGTH OF	OPP. STRENGTH	TEAM	ADJ.	CONF.	ADJ CONF.
Average RPI Loss: 100	RECORD	PCT. RANK	GAMES	SCHEDULE	OF SCHEDULE	RPI	RPI	RPI	RPI
DIV. I ONLY	16- 8	84	7- 3	107	124	83	83	13	13
DIV. I NON-CONF.	8- 3	67	0- 0	107	104	67	67	15	15
<hr/>									
TOTALS	RPI 1-25	RPI 26-50	W-L RECORDS	RPI 51-100	RPI 101-150	RPI 150+			
16- 8	0- 1	0- 1	OVERALL	3- 4	4- 0	9- 2			
8- 2	0- 0	0- 0	HOME	2- 1	2- 0	4- 1			
6- 3	0- 0	0- 0	AWAY	1- 2	1- 0	4- 1			
2- 3	0- 1	0- 1	NEUTRAL	0- 1	1- 0	1- 0			
8- 3	0- 1	0- 1	NON-CONFERENCE	1- 1	2- 0	5- 0			
4- 0	0- 0	0- 0	HOME	1- 0	1- 0	2- 0			
2- 0	0- 0	0- 0	AWAY	0- 0	0- 0	2- 0			
2- 3	0- 1	0- 1	NEUTRAL	0- 1	1- 0	1- 0			
8- 5	0- 0	0- 0	CONFERENCE	2- 3	2- 0	4- 2			
4- 2	0- 0	0- 0	HOME	1- 1	1- 0	2- 1			
4- 3	0- 0	0- 0	AWAY	1- 2	1- 0	2- 1			
0- 0	0- 0	0- 0	NEUTRAL	0- 0	0- 0	0- 0			

RPI 1-25				RPI 26-50				RPI 51-100				Team's RPI: 83	RPI 101+			
RPI	S	Opponent	Score	RPI	S	Opponent	Score	RPI	S	Opponent	Score		RPI	S	Opponent	Score
8	N	Oregon St.	59 62	32	N	South Fla.	42 77	54	A	Colorado St.	41 44		106	H	Ole Miss	64 57
								54	H	Colorado St.	37 57		129	N	Idaho	73 61
								57	H	Southern California	77 66		148	A	New Mexico	61 52
								88	A	Boise St.	58 55		148	H	New Mexico	56 42
								89	N	BYU	54 63		173	H	Houston	64 53
								100	A	Wyoming	57 79		174	N	New Mexico St.	52 47
								100	H	Wyoming	51 46		193	H	Utah St.	55 53
													194	A	San Jose St.	63 55
													194	H	San Jose St.	65 76
													268	H	Tennessee St.	69 48
													269	A	San Diego St.	68 87
													286	H	Nevada	60 41
													302	A	Pepperdine	68 61
													317	A	Air Force	60 56
													326	A	UC Irvine	62 46
LAST 12 Division I GAMES:																
				194	A	San Jose St.	63 55					317	A	Air Force	60 56	
				286	H	Nevada	60 41					269	A	San Diego St.	68 87	
				54	A	Colorado St.	41 44					148	H	New Mexico	56 42	
				148	A	New Mexico	61 52					193	H	Utah St.	55 53	
				194	H	San Jose St.	65 76					88	A	Boise St.	58 55	
				100	H	Wyoming	51 46					100	A	Wyoming	57 79	

Non-Div I Games: Concordia (CA) 102 46

UNLV

■ Loss,
 ■ Non-Conf, S Site,
 ■ Home
 ■ Away
 N Neutral

Average RPI Win:	295	WON-LOST	WINNING	LAST 10	STRENGTH OF	OPP. STRENGTH	TEAM	ADJ.	CONF.	ADJ CONF.
Average RPI Loss:	193	RECORD	PCT. RANK	GAMES	SCHEDULE	OF SCHEDULE	RPI	RPI	RPI	RPI
DIV. I ONLY	6- 17	296	1- 9	312	269	321	321	23	23	
DIV. I NON-CONF.	4- 8	230	1- 0	283	329	282	282	24	24	
TOTALS	RPI 1-25	RPI 26-50	W-L RECORDS	RPI 51-100	RPI 101-150	RPI 150+				
6- 17	0- 0	0- 1	OVERALL	0- 4	0- 2	6- 10				
3- 7	0- 0	0- 0	HOME	0- 1	0- 1	3- 5				
3- 10	0- 0	0- 1	AWAY	0- 3	0- 1	3- 5				
0- 0	0- 0	0- 0	NEUTRAL	0- 0	0- 0	0- 0				
4- 8	0- 0	0- 1	NON-CONFERENCE	0- 1	0- 1	4- 5				
1- 4	0- 0	0- 0	HOME	0- 0	0- 1	1- 3				
3- 4	0- 0	0- 1	AWAY	0- 1	0- 0	3- 2				
0- 0	0- 0	0- 0	NEUTRAL	0- 0	0- 0	0- 0				
2- 9	0- 0	0- 0	CONFERENCE	0- 3	0- 1	2- 5				
2- 3	0- 0	0- 0	HOME	0- 1	0- 0	2- 2				
0- 6	0- 0	0- 0	AWAY	0- 2	0- 1	0- 3				
0- 0	0- 0	0- 0	NEUTRAL	0- 0	0- 0	0- 0				

RPI S	Opponent	Score	RPI S	Opponent	Score	RPI S	Opponent	Score	RPI S	Opponent	Score	Team's RPI: 321
50	A West Virginia	33 91	92	A Jacksonville	46 59	119	A Stetson	68 80				
			92	H Jacksonville	47 65	150	H William & Mary	46 49				
			95	A FGCU	43 93	184	A Illinois	57 77				
			97	A Purdue	41 71	213	H Campbell	41 56				
						223	A Presbyterian	55 48				
						235	A Furman	37 57				
						236	H UNC Asheville	59 70				
						249	H UMES	76 63				
						277	A Kennesaw St.	67 74				
						277	H Kennesaw St.	71 79				
						279	A North Florida	74 77				
						279	H North Florida	67 78				
						294	A Lipscomb	77 84				
						294	H Lipscomb	89 75				
						307	H Gardner-Webb	53 57				
						315	H NJIT	75 58				
						340	A N.C. Central	68 58				
						346	A South Carolina St.	73 67				
LAST 12 Division I GAMES:												
92	A Jacksonville	46 59	95	A FGCU	43 93							
279	A North Florida	74 77	119	A Stetson	68 80							
294	H Lipscomb	89 75	279	H North Florida	67 78							
277	A Kennesaw St.	67 74	92	H Jacksonville	47 65							
294	A Lipscomb	77 84	315	H NJIT	75 58							
277	H Kennesaw St.	71 79	340	A N.C. Central	68 58							

Non-Div I Games: Bob Jones 92 50 Converse 93 35 Warren Wilson 91 53

USC Upstate

Loss, Non-Conf, S Site, H Home A Away N Neutral

Average RPI Win:	221	WON-LOST	WINNING	LAST 10	STRENGTH OF	OPP. STRENGTH	TEAM	ADJ.	CONF.	ADJ CONF.
Average RPI Loss:	112	RECORD	PCT. RANK	GAMES	SCHEDULE	OF SCHEDULE	RPI	RPI	RPI	RPI
DIV. I ONLY	15- 7	81	6- 4	174	194	103	103	21	21	
DIV. I NON-CONF.	5- 3	122	0- 0	101	55	75	75	19	19	
TOTALS	RPI 1-25	RPI 26-50	W-L RECORDS	RPI 51-100	RPI 101-150	RPI 150+				
15- 7	0- 1	0- 1	OVERALL	1- 1	0- 2	14- 2				
7- 3	0- 0	0- 1	HOME	0- 0	0- 1	7- 1				
7- 4	0- 1	0- 0	AWAY	1- 1	0- 1	6- 1				
1- 0	0- 0	0- 0	NEUTRAL	0- 0	0- 0	1- 0				
5- 3	0- 1	0- 0	NON-CONFERENCE	1- 1	0- 1	4- 0				
2- 1	0- 0	0- 0	HOME	0- 0	0- 1	2- 0				
2- 2	0- 1	0- 0	AWAY	1- 1	0- 0	1- 0				
1- 0	0- 0	0- 0	NEUTRAL	0- 0	0- 0	1- 0				
10- 4	0- 0	0- 1	CONFERENCE	0- 0	0- 1	10- 2				
5- 2	0- 0	0- 1	HOME	0- 0	0- 0	5- 1				
5- 2	0- 0	0- 0	AWAY	0- 0	0- 1	5- 1				
0- 0	0- 0	0- 0	NEUTRAL	0- 0	0- 0	0- 0				

RPI 1-25				RPI 26-50				RPI 51-100				RPI 101+ Team's RPI: 103			
RPI	S	Opponent	Score	RPI	S	Opponent	Score	RPI	S	Opponent	Score	RPI	S	Opponent	Score
22	A	Kansas St.	49 62	47	H	Little Rock	49 58	60	A	Western Ky.	71 68	105	H	SFA	60 65
								93	A	Texas Tech	60 79	110	A	Troy	68 85
												162	H	Louisiana	79 66
												164	A	Texas St.	61 39
												164	H	Texas St.	69 75
												166	H	UTSA	75 54
												197	A	Appalachian St.	73 62
												197	H	Appalachian St.	74 63
												199	A	Seton Hall	86 61
												215	H	Wichita St.	74 70
												240	A	Ga. Southern	69 60
												244	A	South Ala.	73 49
												245	A	Georgia St.	59 64
												269	N	San Diego St.	64 58
												273	A	Coastal Caro.	70 41
												273	H	Coastal Caro.	60 58
												325	H	Arkansas St.	69 58
												330	H	La.-Monroe	93 59
LAST 12 Division I GAMES:															
245	A	Georgia St.	59 64	273	A	Coastal Caro.	70 41								
240	A	Ga. Southern	69 60	330	H	La.-Monroe	93 59								
325	H	Arkansas St.	69 58	162	H	Louisiana	79 66								
47	H	Little Rock	49 58	110	A	Troy	68 85								
164	H	Texas St.	69 75	244	A	South Ala.	73 49								
197	A	Appalachian St.	73 62	164	A	Texas St.	61 39								

Non-Div I Games: Tex. A&M-Commerce 80 50 Eastern N.M. 65 48

UT Arlington

Loss, Non-Conf, S Site, H Home A Away N Neutral

Average RPI Win:	262	WON-LOST	WINNING	LAST 10	STRENGTH OF	OPP. STRENGTH	TEAM	ADJ.	CONF.	ADJ CONF.
Average RPI Loss:	154	RECORD	PCT. RANK	GAMES	SCHEDULE	OF SCHEDULE	RPI	RPI	RPI	RPI
DIV. I ONLY	9- 17	255	5- 5	218	177	258	258	26	26	
DIV. I NON-CONF.	3- 10	280	0- 0	148	42	247	247	26	26	
TOTALS	RPI 1-25	RPI 26-50	W-L RECORDS	RPI 51-100	RPI 101-150	RPI 150+				
9- 17	0- 2	0- 2	OVERALL	0- 4	0- 1	9- 8				
6- 6	0- 1	0- 0	HOME	0- 2	0- 0	6- 3				
3- 11	0- 1	0- 2	AWAY	0- 2	0- 1	3- 5				
0- 0	0- 0	0- 0	NEUTRAL	0- 0	0- 0	0- 0				
3- 10	0- 2	0- 2	NON-CONFERENCE	0- 3	0- 1	3- 2				
2- 3	0- 1	0- 0	HOME	0- 2	0- 0	2- 0				
1- 7	0- 1	0- 2	AWAY	0- 1	0- 1	1- 2				
0- 0	0- 0	0- 0	NEUTRAL	0- 0	0- 0	0- 0				
6- 7	0- 0	0- 0	CONFERENCE	0- 1	0- 0	6- 6				
4- 3	0- 0	0- 0	HOME	0- 0	0- 0	4- 3				
2- 4	0- 0	0- 0	AWAY	0- 1	0- 0	2- 3				
0- 0	0- 0	0- 0	NEUTRAL	0- 0	0- 0	0- 0				

RPI 1-25				RPI 26-50				RPI 51-100				RPI 101+ Team's RPI: 258			
RPI	S	Opponent	Score	RPI	S	Opponent	Score	RPI	S	Opponent	Score	RPI	S	Opponent	Score
13	H	Louisville	57 100	26	A	Missouri	69 80	59	A	Northwestern	59 82	149	A	Oral Roberts	53 82
17	A	DePaul	68 100	45	A	Ohio	55 72	73	A	Belmont	66 71	188	H	Southern Ill.	76 68
								87	H	Chattanooga	60 80	191	H	Morehead St.	68 89
								94	H	Vanderbilt	77 79	218	A	SIUE	82 72
												218	H	SIUE	68 70
												230	A	Murray St.	90 70
												248	A	Samford	62 69
												251	H	Austin Peay	83 80
												253	H	Jacksonville St.	94 83
												263	A	Tennessee Tech	71 81
												268	A	Tennessee St.	80 85
												272	H	Southeast Mo. St.	79 82
												280	A	N.C. A&T	59 74
												288	A	Western Caro.	84 72
												297	H	Eastern Ky.	66 56
												312	A	Eastern Ill.	70 80
												312	H	Eastern Ill.	74 72
												325	H	Arkansas St.	68 63
LAST 12 Division I GAMES:															
218	A	SIUE	82 72	218	H	SIUE	68 70								
312	H	Eastern Ill.	74 72	312	A	Eastern Ill.	70 80								
297	H	Eastern Ky.	66 56	272	H	Southeast Mo. St.	79 82								
263	A	Tennessee Tech	71 81	268	A	Tennessee St.	80 85								
230	A	Murray St.	90 70	73	A	Belmont	66 71								
251	H	Austin Peay	83 80	191	H	Morehead St.	68 89								

Non-Div I Games:

UT Martin

■ Loss,
 ■ Non-Conf, S Site,
 ■ Home
 ■ Away
 N Neutral

Average RPI Win:	270	WON-LOST	WINNING	LAST 10	STRENGTH OF	OPP. STRENGTH	TEAM	ADJ.	CONF.	ADJ CONF.
Average RPI Loss:	142	RECORD	PCT. RANK	GAMES	SCHEDULE	OF SCHEDULE	RPI	RPI	RPI	RPI
DIV. I ONLY	5- 19	312	2- 8	160	148	300	300	14	14	
DIV. I NON-CONF.	2- 9	293	0- 0	122	200	300	300	16	16	
TOTALS	RPI 1-25	RPI 26-50	W-L RECORDS	RPI 51-100	RPI 101-150	RPI 150+				
5- 19	0- 2	0- 1	OVERALL	0- 2	0- 5	5- 9				
4- 7	0- 0	0- 0	HOME	0- 1	0- 1	4- 5				
1- 7	0- 0	0- 0	AWAY	0- 1	0- 2	1- 4				
0- 5	0- 2	0- 1	NEUTRAL	0- 0	0- 2	0- 0				
2- 9	0- 2	0- 1	NON-CONFERENCE	0- 0	0- 3	2- 3				
2- 3	0- 0	0- 0	HOME	0- 0	0- 0	2- 3				
0- 1	0- 0	0- 0	AWAY	0- 0	0- 1	0- 0				
0- 5	0- 2	0- 1	NEUTRAL	0- 0	0- 2	0- 0				
3- 10	0- 0	0- 0	CONFERENCE	0- 2	0- 2	3- 6				
2- 4	0- 0	0- 0	HOME	0- 1	0- 1	2- 2				
1- 6	0- 0	0- 0	AWAY	0- 1	0- 1	1- 4				
0- 0	0- 0	0- 0	NEUTRAL	0- 0	0- 0	0- 0				

RPI 1-25			RPI 26-50			RPI 51-100			RPI 101+			Team's RPI: 300
RPI	S	Opponent	Score	RPI	S	Opponent	Score	RPI	S	Opponent	Score	
22	N	Kansas St.	40 61	30	N	North Carolina St.	55 71	60	H	Western Ky.	54 71	120 A Southern Miss. 48 73
24	N	LSU	45 78					76	A	Middle Tenn.	53 76	120 H Southern Miss. 68 79
										128 N Alabama	60 78	
										138 N Pittsburgh	46 71	
										148 A New Mexico	66 79	
										157 A Louisiana Tech	61 69	
										157 H Louisiana Tech	69 62	
										166 A UTSA	76 97	
										166 H UTSA	81 83	
										174 H New Mexico St.	59 67	
										180 A UAB	61 74	
										195 H North Texas	69 76	
										201 H Texas Southern	68 89	
										255 H Marshall	84 74	
										265 H CSU Bakersfield	74 61	
										281 A FIU	87 88	
										303 H Northern Ariz.	51 65	
										329 A Fla. Atlantic	51 50	
										345 H Houston Baptist	75 45	
LAST 12 Division I GAMES:												
195	H	North Texas	69 76	60	H	Western Ky.	54 71					
120	A	Southern Miss.	48 73	166	A	UTSA	76 97					
157	A	Louisiana Tech	61 69	329	A	Fla. Atlantic	51 50					
76	A	Middle Tenn.	53 76	281	A	FIU	87 88					
180	A	UAB	61 74	120	H	Southern Miss.	68 79					
255	H	Marshall	84 74	157	H	Louisiana Tech	69 62					

Non-Div I Games: Western N.M. 93 46

UTEP

Loss, Non-Conf, S Site, H Home A Away N Neutral

Average RPI Win: 301	WON-LOST	WINNING	LAST 10	STRENGTH OF	OPP. STRENGTH	TEAM	ADJ.	CONF.	ADJ CONF.
Average RPI Loss: 154	RECORD	PCT. RANK	GAMES	SCHEDULE	OF SCHEDULE	RPI	RPI	RPI	RPI
DIV. I ONLY	13- 10	132	3- 3	348	168	256	256	29	29
DIV. I NON-CONF.	7- 6	157	1- 1	326	64	206	206	29	29
<hr/>									
TOTALS	RPI 1-25	RPI 26-50	W-L RECORDS	RPI 51-100	RPI 101-150	RPI 150+			
13- 10	0- 2	0- 0	OVERALL	0- 1	0- 1	13- 6			
8- 3	0- 0	0- 0	HOME	0- 0	0- 0	8- 3			
4- 7	0- 2	0- 0	AWAY	0- 1	0- 1	4- 3			
1- 0	0- 0	0- 0	NEUTRAL	0- 0	0- 0	1- 0			
7- 6	0- 2	0- 0	NON-CONFERENCE	0- 1	0- 1	7- 2			
4- 1	0- 0	0- 0	HOME	0- 0	0- 0	4- 1			
2- 5	0- 2	0- 0	AWAY	0- 1	0- 1	2- 1			
1- 0	0- 0	0- 0	NEUTRAL	0- 0	0- 0	1- 0			
6- 4	0- 0	0- 0	CONFERENCE	0- 0	0- 0	6- 4			
4- 2	0- 0	0- 0	HOME	0- 0	0- 0	4- 2			
2- 2	0- 0	0- 0	AWAY	0- 0	0- 0	2- 2			
0- 0	0- 0	0- 0	NEUTRAL	0- 0	0- 0	0- 0			

RPI 1-25				RPI 26-50				RPI 51-100				RPI 101+ Team's RPI: 256			
RPI	S	Opponent	Score	RPI	S	Opponent	Score	RPI	S	Opponent	Score	RPI	S	Opponent	Score
5	A	Texas	61 85					72	A	Oklahoma St.	53 86	104	A	Abilene Christian	54 70
15	A	Oklahoma	59 92									173	H	Houston	52 68
												195	N	North Texas	74 69
												200	A	Nebraska	53 71
												216	A	Grand Canyon	59 60
												216	H	Grand Canyon	52 49
												226	H	Seattle U	54 67
												265	A	CSU Bakersfield	46 74
												265	H	CSU Bakersfield	61 67
												291	H	North Dakota St.	81 67
												299	A	A&M-Corpus Christi	68 65
												299	H	A&M-Corpus Christi	55 46
												301	H	Prairie View	82 74
												318	A	UMKC	63 52
												318	H	UMKC	74 39
												331	H	Utah Valley	64 55
												335	A	Chicago St.	57 46
												335	H	Chicago St.	71 43
												337	A	Sam Houston St.	69 45
												337	H	Sam Houston St.	78 50
<hr/>															
LAST 12 Division I GAMES:															
104	A	Abilene Christian	54 70	331	H	Utah Valley	64 55								
195	N	North Texas	74 69	335	A	Chicago St.	57 46								
265	H	CSU Bakersfield	61 67	216	A	Grand Canyon	59 60								
216	H	Grand Canyon	52 49	265	A	CSU Bakersfield	46 74								
318	A	UMKC	63 52	318	H	UMKC	74 39								
226	H	Seattle U	54 67	335	H	Chicago St.	71 43								

Non-Div I Games: St. Thomas (TX) 63 56 Texas Lutheran 68 52 Evangel 86 55

UTRGV

Loss, Non-Conf, S Site, H Home A Away N Neutral

Average RPI Win:	212	WON-LOST	WINNING	LAST 10	STRENGTH OF	OPP. STRENGTH	TEAM	ADJ.	CONF.	ADJ CONF.
Average RPI Loss:	114	RECORD	PCT. RANK	GAMES	SCHEDULE	OF SCHEDULE	RPI	RPI	RPI	RPI
DIV. I ONLY	10- 12	202	5- 5	103	122	166	166	14	14	
DIV. I NON-CONF.	3- 6	230	0- 0	22	54	171	171	16	16	
TOTALS	RPI 1-25	RPI 26-50	W-L RECORDS	RPI 51-100	RPI 101-150	RPI 150+				
10- 12	0- 1	0- 2	OVERALL	1- 1	1- 4	8- 4				
6- 6	0- 0	0- 1	HOME	1- 0	1- 2	4- 3				
4- 6	0- 1	0- 1	AWAY	0- 1	0- 2	4- 1				
0- 0	0- 0	0- 0	NEUTRAL	0- 0	0- 0	0- 0				
3- 6	0- 1	0- 2	NON-CONFERENCE	0- 0	1- 2	2- 1				
3- 3	0- 0	0- 1	HOME	0- 0	1- 1	2- 1				
0- 3	0- 1	0- 1	AWAY	0- 0	0- 1	0- 0				
0- 0	0- 0	0- 0	NEUTRAL	0- 0	0- 0	0- 0				
7- 6	0- 0	0- 0	CONFERENCE	1- 1	0- 2	6- 3				
3- 3	0- 0	0- 0	HOME	1- 0	0- 1	2- 2				
4- 3	0- 0	0- 0	AWAY	0- 1	0- 1	4- 1				
0- 0	0- 0	0- 0	NEUTRAL	0- 0	0- 0	0- 0				

RPI 1-25				RPI 26-50				RPI 51-100				RPI 101+ Team's RPI: 166			
RPI	S	Opponent	Score	RPI	S	Opponent	Score	RPI	S	Opponent	Score	RPI	S	Opponent	Score
5	A	Texas	43 76	28	A	Oregon	63 77	60	H	Western Ky.	80 77	103	A	UT Arlington	54 75
				42	H	Tulane	66 75	76	A	Middle Tenn.	63 77	104	H	Abilene Christian	71 68
												114	H	Northern Colo.	66 73
												120	A	Southern Miss.	71 74
												120	H	Southern Miss.	68 69
												157	A	Louisiana Tech	71 77
												157	H	Louisiana Tech	63 61
												164	H	Texas St.	72 47
												171	H	Rice	61 66
												173	H	Houston	49 56
												180	A	UAB	82 67
												241	H	Liberty	80 64
												255	H	Marshall	81 88
												281	A	FIU	70 61
												300	A	UTEP	83 81
												300	H	UTEP	97 76
												329	A	Fla. Atlantic	72 62
LAST 12 Division I GAMES:															
				171	H	Rice	61 66					255	H	Marshall	81 88
				157	A	Louisiana Tech	71 77					300	H	UTEP	97 76
				120	A	Southern Miss.	71 74					281	A	FIU	70 61
				180	A	UAB	82 67					329	A	Fla. Atlantic	72 62
				76	A	Middle Tenn.	63 77					157	H	Louisiana Tech	63 61
				60	H	Western Ky.	80 77					120	H	Southern Miss.	68 69

Non-Div I Games: Tex. A&M-Kingsville70 44 Angelo St. 77 85

UTSA

Loss, Non-Conf, S Site, H Home A Away N Neutral

Average RPI Win:	164	WON-LOST	WINNING	LAST 10	STRENGTH OF	OPP. STRENGTH	TEAM	ADJ.	CONF.	ADJ CONF.
Average RPI Loss:	39	RECORD	PCT. RANK	GAMES	SCHEDULE	OF SCHEDULE	RPI	RPI	RPI	RPI
DIV. I ONLY	15- 11	124	3- 7	44	52	64	64	1	1	
DIV. I NON-CONF.	11- 0	1	0- 0	185	299	32	32	1	1	
TOTALS	RPI 1-25	RPI 26-50	W-L RECORDS	RPI 51-100	RPI 101-150	RPI 150+				
15- 11	0- 5	0- 3	OVERALL	6- 2	2- 1	7- 0				
9- 6	0- 2	0- 2	HOME	4- 1	0- 1	5- 0				
5- 5	0- 3	0- 1	AWAY	2- 1	1- 0	2- 0				
1- 0	0- 0	0- 0	NEUTRAL	0- 0	1- 0	0- 0				
11- 0	0- 0	0- 0	NON-CONFERENCE	2- 0	2- 0	7- 0				
7- 0	0- 0	0- 0	HOME	2- 0	0- 0	5- 0				
3- 0	0- 0	0- 0	AWAY	0- 0	1- 0	2- 0				
1- 0	0- 0	0- 0	NEUTRAL	0- 0	1- 0	0- 0				
4- 11	0- 5	0- 3	CONFERENCE	4- 2	0- 1	0- 0				
2- 6	0- 2	0- 2	HOME	2- 1	0- 1	0- 0				
2- 5	0- 3	0- 1	AWAY	2- 1	0- 0	0- 0				
0- 0	0- 0	0- 0	NEUTRAL	0- 0	0- 0	0- 0				

RPI 1-25				RPI 26-50				RPI 51-100 Team's RPI: 64				RPI 101+			
RPI	S	Opponent	Score	RPI	S	Opponent	Score	RPI	S	Opponent	Score	RPI	S	Opponent	Score
6	H	Washington	53 82	28	A	Oregon	66 84	57	A	Southern California	58 53	101	N	Charlotte	81 68
8	A	Oregon St.	44 70	28	H	Oregon	61 73	70	A	California	73 64	113	H	Arizona	70 81
11	A	UCLA	56 67	31	H	Arizona St.	44 66	70	H	California	63 57	131	A	St. Mary's (CA)	63 62
12	A	Stanford	51 87					84	H	Montana St.	74 64	169	A	Fresno St.	65 55
12	H	Stanford	58 77					85	A	Colorado	49 54	193	H	Utah St.	65 58
								85	H	Colorado	58 53	214	H	Weber St.	71 52
								89	H	BYU	77 60	283	H	Southern Utah	69 43
								96	H	Washington St.	55 61	286	A	Nevada	80 50
												303	H	Northern Ariz.	78 65
												331	H	Utah Valley	100 52
LAST 12 Division I GAMES:															
28	H	Oregon	61 73	85	A	Colorado	49 54								
12	A	Stanford	51 87	28	A	Oregon	66 84								
70	A	California	73 64	8	A	Oregon St.	44 70								
96	H	Washington St.	55 61	70	H	California	63 57								
6	H	Washington	53 82	12	H	Stanford	58 77								
85	H	Colorado	58 53	113	H	Arizona	70 81								

Non-Div I Games:

Utah

Average RPI Win:	230	WON-LOST	WINNING	LAST 10	STRENGTH OF	OPP. STRENGTH	TEAM	ADJ.	CONF.	ADJ CONF.
Average RPI Loss:	128	RECORD	PCT. RANK	GAMES	SCHEDULE	OF SCHEDULE	RPI	RPI	RPI	RPI
DIV. I ONLY	12- 12	169	5- 5	196	191	193	193	13	13	
DIV. I NON-CONF.	6- 4	127	0- 0	327	274	240	240	15	15	
TOTALS	RPI 1-25	RPI 26-50	W-L RECORDS	RPI 51-100	RPI 101-150	RPI 150+				
12- 12	0- 0	0- 0	OVERALL	3- 7	0- 3	9- 2				
8- 4	0- 0	0- 0	HOME	3- 2	0- 1	5- 1				
3- 8	0- 0	0- 0	AWAY	0- 5	0- 2	3- 1				
1- 0	0- 0	0- 0	NEUTRAL	0- 0	0- 0	1- 0				
6- 4	0- 0	0- 0	NON-CONFERENCE	1- 2	0- 1	5- 1				
4- 2	0- 0	0- 0	HOME	1- 1	0- 0	3- 1				
1- 2	0- 0	0- 0	AWAY	0- 1	0- 1	1- 0				
1- 0	0- 0	0- 0	NEUTRAL	0- 0	0- 0	1- 0				
6- 8	0- 0	0- 0	CONFERENCE	2- 5	0- 2	4- 1				
4- 2	0- 0	0- 0	HOME	2- 1	0- 1	2- 0				
2- 6	0- 0	0- 0	AWAY	0- 4	0- 1	2- 1				
0- 0	0- 0	0- 0	NEUTRAL	0- 0	0- 0	0- 0				

RPI 1-25			RPI 26-50			RPI 51-100			RPI 101+			Team's RPI: 193
RPI	S	Opponent	Score	RPI	S	Opponent	Score	RPI	S	Opponent	Score	
						54 A Colorado St.	43 74	113 A Arizona		57 61		
						54 H Colorado St.	55 48	148 A New Mexico		67 78		
						64 A Utah	58 65	148 H New Mexico		58 68		
						83 A UNLV	53 55	169 A Fresno St.		52 47		
						84 H Montana St.	64 56	177 H Idaho St.		69 56		
						88 A Boise St.	56 76	269 A San Diego St.		59 66		
						88 H Boise St.	65 63	269 H San Diego St.		53 47		
						89 H BYU	40 60	283 H Southern Utah		54 70		
						100 A Wyoming	40 59	286 A Nevada		81 69		
						100 H Wyoming	48 71	317 H Air Force		65 62		
								326 H UC Irvine		66 52		
								327 A Montana		65 47		
								331 H Utah Valley		56 45		
								332 N Incarnate Word		79 46		
LAST 12 Division I GAMES:												
269 A		San Diego St.	59 66	148 H		New Mexico	58 68					
100 A		Wyoming	40 59	54 A		Colorado St.	43 74					
54 H		Colorado St.	55 48	269 H		San Diego St.	53 47					
88 H		Boise St.	65 63	100 H		Wyoming	48 71					
286 A		Nevada	81 69	83 A		UNLV	53 55					
169 A		Fresno St.	52 47	148 A		New Mexico	67 78					

Non-Div I Games: Westminster (UT) 72 49

Utah St.

■ Loss,
 ■ Non-Conf,
 ■ S Site,
 ■ H Home
 ■ A Away
 N Neutral

Utah Valley

Through Games Of Feb. 17, 2017

Average RPI Win:	314	WON-LOST	WINNING	LAST 10	STRENGTH OF	OPP. STRENGTH	TEAM	ADJ.	CONF.	ADJ CONF.
Average RPI Loss:	200	RECORD	PCT. RANK	GAMES	SCHEDULE	OF SCHEDULE	RPI	RPI	RPI	RPI
DIV. I ONLY	6- 17	296	3- 7	335	257	331	331	29	29	
DIV. I NON-CONF.	3- 10	280	0- 0	303	206	322	322	29	29	
TOTALS	RPI 1-25	RPI 26-50	W-L RECORDS	RPI 51-100	RPI 101-150	RPI 150+				
6- 17	0- 0	0- 1	OVERALL	0- 2	0- 1	6- 13				
4- 6	0- 0	0- 0	HOME	0- 1	0- 1	4- 4				
2- 9	0- 0	0- 0	AWAY	0- 0	0- 0	2- 2				
0- 2	0- 0	0- 1	NEUTRAL	0- 0	0- 0	0- 1				
3- 10	0- 0	0- 1	NON-CONFERENCE	0- 2	0- 1	3- 6				
2- 3	0- 0	0- 0	HOME	0- 1	0- 1	2- 1				
1- 5	0- 0	0- 0	AWAY	0- 1	0- 0	1- 4				
0- 2	0- 0	0- 1	NEUTRAL	0- 0	0- 0	0- 1				
3- 7	0- 0	0- 0	CONFERENCE	0- 0	0- 0	3- 7				
2- 3	0- 0	0- 0	HOME	0- 0	0- 0	2- 3				
1- 4	0- 0	0- 0	AWAY	0- 0	0- 0	1- 4				
0- 0	0- 0	0- 0	NEUTRAL	0- 0	0- 0	0- 0				

RPI S	Opponent	Score	RPI S	Opponent	Score	RPI S	Opponent	Score	RPI S	Opponent	Score	Team's RPI: 331
41 N	Central Mich.	62 71	64 A	Utah	52 100	89 H	BYU	50 68	126 H	Eastern Wash.	50 83	
									174 A	New Mexico St.	46 63	
									177 A	Idaho St.	56 61	
									193 A	Utah St.	45 56	
									214 H	Weber St.	61 64	
									216 H	Grand Canyon	46 62	
									218 N	SIUE	64 71	
									226 H	Seattle U	51 69	
									237 A	Cal Poly	65 77	
									256 A	UTRGV	55 64	
									265 A	CSU Bakersfield	39 55	
									265 H	CSU Bakersfield	59 63	
									283 A	Southern Utah	70 64	
									302 H	Pepperdine	72 65	
									308 H	Denver	72 58	
									317 A	Air Force	53 64	
									318 A	UMKC	63 66	
									318 H	UMKC	58 39	
									335 A	Chicago St.	62 59	
									335 H	Chicago St.	73 54	
LAST 12 Division I GAMES:												
265 A	CSU Bakersfield	39 55	265 H	CSU Bakersfield	59 63							
335 H	Chicago St.	73 54	318 A	UMKC	63 66							
318 H	UMKC	58 39	335 A	Chicago St.	62 59							
226 H	Seattle U	51 69	216 H	Grand Canyon	46 62							
174 A	New Mexico St.	46 63	177 A	Idaho St.	56 61							
256 A	UTRGV	55 64	193 A	Utah St.	45 56							

Non-Div I Games: Dixie St. 68 56 Antelope Valley 87 47

Utah Valley

■ Loss,
■ Non-Conf,
■ S Site,
■ H Home
■ A Away
N Neutral

Average RPI Win:	208	WON-LOST	WINNING	LAST 10	STRENGTH OF	OPP. STRENGTH	TEAM	ADJ.	CONF.	ADJ CONF.
Average RPI Loss:	100	RECORD	PCT. RANK	GAMES	SCHEDULE	OF SCHEDULE	RPI	RPI	RPI	RPI
DIV. I ONLY	13- 14	183	4- 6	80	142	141	141	12	12	
DIV. I NON-CONF.	7- 6	157	0- 0	91	143	117	117	12	12	
TOTALS	RPI 1-25	RPI 26-50	W-L RECORDS	RPI 51-100	RPI 101-150	RPI 150+				
13- 14	0- 0	0- 1	OVERALL	1- 6	1- 5	11- 2				
7- 6	0- 0	0- 0	HOME	0- 4	0- 1	7- 1				
4- 8	0- 0	0- 0	AWAY	0- 0	1- 0	3- 0				
2- 0	0- 0	0- 0	NEUTRAL	1- 0	0- 0	1- 0				
7- 6	0- 0	0- 0	NON-CONFERENCE	1- 3	0- 2	6- 1				
3- 3	0- 0	0- 0	HOME	0- 2	0- 0	3- 1				
2- 3	0- 0	0- 0	AWAY	0- 1	0- 2	2- 0				
2- 0	0- 0	0- 0	NEUTRAL	1- 0	0- 0	1- 0				
6- 8	0- 0	0- 1	CONFERENCE	0- 3	1- 3	5- 1				
4- 3	0- 0	0- 0	HOME	0- 2	0- 1	4- 0				
2- 5	0- 0	0- 1	AWAY	0- 1	1- 2	1- 1				
0- 0	0- 0	0- 0	NEUTRAL	0- 0	0- 0	0- 0				

RPI S	Opponent	Score	RPI S	Opponent	Score	RPI S	Opponent	Score	RPI S	Opponent	Score	Team's RPI: 141
48	A George Washington	67 81	51	N Villanova	68 66	106	A Ole Miss	57 77				
			52	H Dayton	48 68	107	A Saint Louis	72 77				
			61	H IUPUI	62 71	107	H Saint Louis	48 62				
			62	H Minnesota	69 79	117	A Duquesne	51 70				
			78	A Wake Forest	54 60	125	A Fordham	61 58				
			98	A Saint Joseph's	58 64	127	A Old Dominion	60 70				
			98	H Saint Joseph's	70 80	152	H Iona	57 59				
						155	H Brown	85 72				
						165	H La Salle	61 56				
						181	A George Mason	59 70				
						196	N American	68 62				
						210	H UNCG	65 54				
						213	A Campbell	66 53				
						228	A Richmond	57 55				
						228	H Richmond	62 55				
						235	A Furman	75 61				
						289	H Massachusetts	55 52				
						298	H Coppin St.	73 44				
						309	H Rhode Island	68 57				
LAST 12 Division I GAMES:												
98	H Saint Joseph's	70 80	125	A Fordham	61 58							
117	A Duquesne	51 70	309	H Rhode Island	68 57							
107	A Saint Louis	72 77	181	A George Mason	59 70							
52	H Dayton	48 68	98	A Saint Joseph's	58 64							
228	A Richmond	57 55	107	H Saint Louis	48 62							
289	H Massachusetts	55 52	228	H Richmond	62 55							

Non-Div I Games:

VCU

Valparaiso

Through Games Of Feb. 17, 2017

Average RPI Win: 298	WON-LOST	WINNING	LAST 10	STRENGTH OF	OPP. STRENGTH	TEAM	ADJ.	CONF.	ADJ CONF.
Average RPI Loss: 168	RECORD	PCT. RANK	GAMES	SCHEDULE	OF SCHEDULE	RPI	RPI	RPI	RPI
DIV. I ONLY	5- 19	312	2- 8	225	210	311	311	20	20
DIV. I NON-CONF.	3- 6	230	0- 0	289	135	280	280	21	21
TOTALS	RPI 1-25	RPI 26-50	W-L RECORDS	RPI 51-100	RPI 101-150	RPI 150+			
5- 19	0- 1	0- 3	OVERALL	0- 0	0- 4	5- 11			
3- 8	0- 0	0- 1	HOME	0- 0	0- 2	3- 5			
2- 11	0- 0	0- 0	AWAY	0- 0	0- 0	2- 0			
0- 0	0- 0	0- 0	NEUTRAL	0- 0	0- 0	0- 0			
3- 6	0- 1	0- 1	NON-CONFERENCE	0- 0	0- 1	3- 3			
2- 2	0- 0	0- 0	HOME	0- 0	0- 0	2- 2			
1- 4	0- 1	0- 1	AWAY	0- 0	0- 1	1- 1			
0- 0	0- 0	0- 0	NEUTRAL	0- 0	0- 0	0- 0			
2- 13	0- 0	0- 2	CONFERENCE	0- 0	0- 3	2- 8			
1- 6	0- 0	0- 1	HOME	0- 0	0- 2	1- 3			
1- 7	0- 0	0- 1	AWAY	0- 0	0- 1	1- 5			
0- 0	0- 0	0- 0	NEUTRAL	0- 0	0- 0	0- 0			

RPI 1-25			RPI 26-50			RPI 51-100			RPI 101+			Team's RPI: 311
RPI	S	Opponent	Score	RPI	S	Opponent	Score	RPI	S	Opponent	Score	
2	A	Notre Dame	54 114	36	A	Green Bay	35 56		119	A	Stetson	75 87
				36	H	Green Bay	36 75		136	A	Wright St.	48 63
				40	A	Indiana	58 87		136	H	Wright St.	52 65
									146	H	Milwaukee	74 85
									156	A	Detroit Mercy	60 85
									159	A	Oakland	63 104
									159	H	Oakland	60 98
									185	A	Cleveland St.	60 71
									185	H	Cleveland St.	62 66
									209	H	Bradley	56 67
									241	H	Liberty	70 68
									267	H	Evansville	65 70
									292	A	Northern Ky.	41 32
									292	H	Northern Ky.	55 70
									306	A	Illinois St.	56 77
									310	A	Youngstown St.	70 76
									310	H	Youngstown St.	77 60
									312	H	Eastern Ill.	73 68
									322	A	Ill.-Chicago	60 74
									335	A	Chicago St.	53 51
LAST 12 Division I GAMES:												
159	H	Oakland	60 98	136	H	Wright St.	52 65					
292	A	Northern Ky.	41 32	292	H	Northern Ky.	55 70					
136	A	Wright St.	48 63	36	A	Green Bay	35 56					
185	H	Cleveland St.	62 66	310	A	Youngstown St.	70 76					
310	H	Youngstown St.	77 60	185	A	Cleveland St.	60 71					
322	A	Ill.-Chicago	60 74	146	H	Milwaukee	74 85					

Non-Div I Games: Ind.-Kokomo 102 47 Grace (IN) 71 49

Valparaiso

Loss, Non-Conf, S Site, H Home A Away N Neutral

Vanderbilt

Through Games Of Feb. 17, 2017

Average RPI Win:	166	WON-LOST	WINNING	LAST 10	STRENGTH OF	OPP. STRENGTH	TEAM	ADJ.	CONF.	ADJ CONF.
Average RPI Loss:	46	RECORD	PCT. RANK	GAMES	SCHEDULE	OF SCHEDULE	RPI	RPI	RPI	RPI
DIV. I ONLY	12- 14	196	2- 8	34	27	94	94	2	2	
DIV. I NON-CONF.	10- 3	54	0- 0	97	125	48	48	2	2	
TOTALS	RPI 1-25	RPI 26-50	W-L RECORDS	RPI 51-100	RPI 101-150	RPI 150+				
12- 14	2- 7	1- 3	OVERALL	1- 2	1- 2	7- 0				
8- 5	2- 2	1- 2	HOME	1- 1	1- 0	3- 0				
3- 9	0- 5	0- 1	AWAY	0- 1	0- 2	3- 0				
1- 0	0- 0	0- 0	NEUTRAL	0- 0	0- 0	1- 0				
10- 3	1- 1	1- 1	NON-CONFERENCE	1- 0	0- 1	7- 0				
6- 1	1- 1	1- 0	HOME	1- 0	0- 0	3- 0				
3- 2	0- 0	0- 1	AWAY	0- 0	0- 1	3- 0				
1- 0	0- 0	0- 0	NEUTRAL	0- 0	0- 0	1- 0				
2- 11	1- 6	0- 2	CONFERENCE	0- 2	1- 1	0- 0				
2- 4	1- 1	0- 2	HOME	0- 1	1- 0	0- 0				
0- 7	0- 5	0- 0	AWAY	0- 1	0- 1	0- 0				
0- 0	0- 0	0- 0	NEUTRAL	0- 0	0- 0	0- 0				

RPI 1-25				RPI 26-50				RPI 51-100 Team's RPI: 94				RPI 101+			
RPI	S	Opponent	Score	RPI	S	Opponent	Score	RPI	S	Opponent	Score	RPI	S	Opponent	Score
3	A	South Carolina	51 82	26	H	Missouri	68 74	58	H	Drexel	73 63	128	H	Alabama	87 80
4	A	Mississippi St.	41 86	38	H	Auburn	59 64	80	H	Florida	73 93	137	A	Arkansas	56 59
9	H	Duke	77 73	40	A	Indiana	61 94	91	A	Georgia	68 70	140	A	Memphis	59 75
13	H	Louisville	66 78	42	H	Tulane	74 63					189	A	ETSU	80 72
14	A	Kentucky	63 71									212	H	Robert Morris	75 59
16	A	Texas A&M	72 77									218	N	SIUE	73 63
18	A	Tennessee	63 91									258	A	UT Martin	79 77
18	H	Tennessee	57 70									263	H	Tennessee Tech	89 57
24	H	LSU	70 68									277	H	Kennesaw St.	86 54
												317	A	Air Force	75 49
LAST 12 Division I GAMES:															
3	A	South Carolina	51 82	18	A	Tennessee	63 91								
24	H	LSU	70 68	137	A	Arkansas	56 59								
4	A	Mississippi St.	41 86	26	H	Missouri	68 74								
14	A	Kentucky	63 71	38	H	Auburn	59 64								
80	H	Florida	73 93	91	A	Georgia	68 70								
128	H	Alabama	87 80	18	H	Tennessee	57 70								

Non-Div I Games:

Vanderbilt

Loss, Non-Conf, S Site, H Home A Away N Neutral

Average RPI Win:	267	WON-LOST	WINNING	LAST 10	STRENGTH OF	OPP. STRENGTH	TEAM	ADJ.	CONF.	ADJ CONF.
Average RPI Loss:	165	RECORD	PCT. RANK	GAMES	SCHEDULE	OF SCHEDULE	RPI	RPI	RPI	RPI
DIV. I ONLY	8- 18	276	4- 6	184	293	284	284	22	22	
DIV. I NON-CONF.	3- 9	275	0- 0	180	327	305	305	22	22	
TOTALS	RPI 1-25	RPI 26-50	W-L RECORDS	RPI 51-100	RPI 101-150	RPI 150+				
8- 18	0- 1	0- 1	OVERALL	0- 2	1- 3	7- 11				
7- 6	0- 0	0- 0	HOME	0- 1	1- 1	6- 4				
1- 12	0- 1	0- 1	AWAY	0- 1	0- 2	1- 7				
0- 0	0- 0	0- 0	NEUTRAL	0- 0	0- 0	0- 0				
3- 9	0- 1	0- 1	NON-CONFERENCE	0- 0	0- 1	3- 6				
3- 3	0- 0	0- 0	HOME	0- 0	0- 1	3- 2				
0- 6	0- 1	0- 1	AWAY	0- 0	0- 0	0- 4				
0- 0	0- 0	0- 0	NEUTRAL	0- 0	0- 0	0- 0				
5- 9	0- 0	0- 0	CONFERENCE	0- 2	1- 2	4- 5				
4- 3	0- 0	0- 0	HOME	0- 1	1- 0	3- 2				
1- 6	0- 0	0- 0	AWAY	0- 1	0- 2	1- 3				
0- 0	0- 0	0- 0	NEUTRAL	0- 0	0- 0	0- 0				

RPI 1-25				RPI 26-50				RPI 51-100				RPI 101+				Team's RPI: 284	
RPI	S	Opponent	Score	RPI	S	Opponent	Score	RPI	S	Opponent	Score	RPI	S	Opponent	Score		
23	A	Temple	39 53	35	A	Michigan	56 78	86	A	New Hampshire	47 66	134	A	Maine	43 59		
								86	H	New Hampshire	49 57	134	H	Maine	55 52		
												145	A	Albany (NY)	53 64		
												146	H	Milwaukee	44 68		
												153	A	Yale	48 77		
												155	H	Brown	50 62		
												159	A	Oakland	55 79		
												175	A	Hartford	55 68		
												175	H	Hartford	76 70		
												202	A	Binghamton	61 76		
												202	H	Binghamton	55 64		
												204	A	UMBC	66 69		
												204	H	UMBC	52 64		
												232	H	Dartmouth	59 54		
												259	A	Howard	57 64		
												274	H	Stony Brook	53 43		
												287	H	Bryant	57 63		
												314	A	Central Conn. St.	76 78		
												315	H	NJIT	64 42		
												319	H	Holy Cross	63 52		
												343	A	UMass Lowell	61 46		
												343	H	UMass Lowell	60 36		
LAST 12 Division I GAMES:																	
343	H	UMass Lowell	60 36	274	H	Stony Brook	53 43										
204	H	UMBC	52 64	145	A	Albany (NY)	53 64										
86	A	New Hampshire	47 66	343	A	UMass Lowell	61 46										
202	A	Binghamton	61 76	86	H	New Hampshire	49 57										
175	H	Hartford	76 70	204	A	UMBC	66 69										
134	A	Maine	43 59	202	H	Binghamton	55 64										

Non-Div I Games:

Vermont

■ Loss,
 ■ Non-Conf, S Site,
 ■ Home
 ■ Away
 N Neutral

Average RPI Win:	152	WON-LOST	WINNING	LAST 10	STRENGTH OF	OPP. STRENGTH	TEAM	ADJ.	CONF.	ADJ CONF.
Average RPI Loss:	45	RECORD	PCT. RANK	GAMES	SCHEDULE	OF SCHEDULE	RPI	RPI	RPI	RPI
DIV. I ONLY	15- 11	124	8- 2	27	65	51	51	7	7	
DIV. I NON-CONF.	5- 6	186	1- 0	10	31	73	73	7	7	
TOTALS	RPI 1-25	RPI 26-50	W-L RECORDS	RPI 51-100	RPI 101-150	RPI 150+				
15- 11	0- 6	0- 2	OVERALL	6- 1	0- 2	9- 0				
7- 5	0- 3	0- 2	HOME	2- 0	0- 0	5- 0				
7- 3	0- 2	0- 0	AWAY	3- 1	0- 0	4- 0				
1- 3	0- 1	0- 0	NEUTRAL	1- 0	0- 2	0- 0				
5- 6	0- 3	0- 1	NON-CONFERENCE	3- 0	0- 2	2- 0				
2- 2	0- 1	0- 1	HOME	0- 0	0- 0	2- 0				
2- 1	0- 1	0- 0	AWAY	2- 0	0- 0	0- 0				
1- 3	0- 1	0- 0	NEUTRAL	1- 0	0- 2	0- 0				
10- 5	0- 3	0- 1	CONFERENCE	3- 1	0- 0	7- 0				
5- 3	0- 2	0- 1	HOME	2- 0	0- 0	3- 0				
5- 2	0- 1	0- 0	AWAY	1- 1	0- 0	4- 0				
0- 0	0- 0	0- 0	NEUTRAL	0- 0	0- 0	0- 0				

RPI S	Opponent	Score	RPI S	Opponent	Score	RPI S	Opponent	Score	RPI S	Opponent	Score
4 N	Mississippi St.	62 108	46 H	Marquette	71 77	56 A	Georgetown	49 54	110 N	Troy	85 93
9 A	Duke	50 68	48 H	George Washington	69 72	56 H	Georgetown	71 50	141 N	VCU	66 68
17 H	DePaul	50 80				67 A	St. John's (NY)	67 56	165 H	La Salle	52 49
21 A	Creighton	46 60				67 H	St. John's (NY)	55 50	176 A	Providence	64 59
21 H	Creighton	44 47				79 A	Penn	60 48	176 H	Providence	61 43
23 H	Temple	48 83				97 N	Purdue	58 44	182 A	Xavier	72 47
						98 A	Saint Joseph's	62 54	182 H	Xavier	76 71
									199 A	Seton Hall	87 52
									199 H	Seton Hall	69 52
									239 A	Butler	70 69
									296 H	Lehigh	59 37
LAST 12 Division I GAMES:											
182 H	Xavier	76 71	182 A	Xavier	72 47						
199 A	Seton Hall	87 52	239 A	Butler	70 69						
67 A	St. John's (NY)	67 56	79 A	Penn	60 48						
176 H	Providence	61 43	67 H	St. John's (NY)	55 50						
21 H	Creighton	44 47	199 H	Seton Hall	69 52						
56 A	Georgetown	49 54	21 A	Creighton	46 60						

Non-Div I Games:

Villanova

■ Loss,
■ Non-Conf, S Site,
■ Home
■ Away
N Neutral

Virginia

Through Games Of Feb. 17, 2017

Average RPI Win: 159		WON-LOST	WINNING	LAST 10	STRENGTH OF	OPP. STRENGTH	TEAM	ADJ.	CONF.	ADJ CONF.
Average RPI Loss: 50		RECORD	PCT. RANK	GAMES	SCHEDULE	OF SCHEDULE	RPI	RPI	RPI	RPI
DIV. I ONLY		17- 9	90	6- 4	83	26	55	55	3	3
DIV. I NON-CONF.		11- 2	23	0- 0	285	69	81	81	4	4
TOTALS		RPI 1-25	RPI 26-50		W-L RECORDS		RPI 51-100	RPI 101-150	RPI 150+	
17- 9	1- 4	0- 1		OVERALL		6- 2	1- 2	9- 0		
12- 2	1- 2	0- 0		HOME		5- 0	0- 0	6- 0		
4- 6	0- 2	0- 1		AWAY		1- 1	1- 2	2- 0		
1- 1	0- 0	0- 0		NEUTRAL		0- 1	0- 0	1- 0		
11- 2	0- 0	0- 0		NON-CONFERENCE		3- 2	0- 0	8- 0		
7- 0	0- 0	0- 0		HOME		2- 0	0- 0	5- 0		
3- 1	0- 0	0- 0		AWAY		1- 1	0- 0	2- 0		
1- 1	0- 0	0- 0		NEUTRAL		0- 1	0- 0	1- 0		
6- 7	1- 4	0- 1		CONFERENCE		3- 0	1- 2	1- 0		
5- 2	1- 2	0- 0		HOME		3- 0	0- 0	1- 0		
1- 5	0- 2	0- 1		AWAY		0- 0	1- 2	0- 0		
0- 0	0- 0	0- 0		NEUTRAL		0- 0	0- 0	0- 0		

RPI	S	Opponent	Score	RPI	S	Opponent	Score	RPI	S	Opponent	Score	RPI	S	Opponent	Score
2	A	Notre Dame	74 82	33	A	Syracuse	49 54	52	H	Dayton	66 56	108	A	North Carolina	58 67
9	H	Duke	51 70					53	H	Georgia Tech	65 64	111	A	Clemson	69 37
10	H	Florida St.	60 51					59	A	Northwestern	60 69	138	A	Pittsburgh	54 62
13	H	Louisville	81 86					67	N	St. John's (NY)	55 66	167	H	Boston College	62 55
19	A	Miami (FL)	52 63					74	H	Virginia Tech	76 27	200	N	Nebraska	73 51
								76	H	Middle Tenn.	63 51	204	H	UMBC	56 30
								78	H	Wake Forest	60 57	211	H	Rutgers	62 54
								91	A	Georgia	66 43	228	A	Richmond	63 56
												249	H	UMES	60 50
												276	A	Bowling Green	67 47
												298	H	Coppin St.	103 40
												322	H	Ill.-Chicago	76 39
LAST 12 Division I GAMES:															
10	H	Florida St.	60 51	74	H	Virginia Tech	76 27								
78	H	Wake Forest	60 57	138	A	Pittsburgh	54 62								
19	A	Miami (FL)	52 63	111	A	Clemson	69 37								
9	H	Duke	51 70	167	H	Boston College	62 55								
53	H	Georgia Tech	65 64	108	A	North Carolina	58 67								
2	A	Notre Dame	74 82	13	H	Louisville	81 86								

Non-Div I Games:

Virginia

■ Loss,
 ■ Non-Conf, S Site,
 ■ Home
 ■ Away
 N Neutral

Average RPI Win:	172	WON-LOST	WINNING	LAST 10	STRENGTH OF	OPP. STRENGTH	TEAM	ADJ.	CONF.	ADJ CONF.
Average RPI Loss:	36	RECORD	PCT. RANK	GAMES	SCHEDULE	OF SCHEDULE	RPI	RPI	RPI	RPI
DIV. I ONLY	16- 10	108	1- 9	60	53	74	74	3	3	
DIV. I NON-CONF.	13- 0	1	0- 0	261	186	45	45	4	4	
TOTALS	RPI 1-25	RPI 26-50	W-L RECORDS	RPI 51-100	RPI 101-150	RPI 150+				
16- 10	1- 5	1- 2	OVERALL	2- 2	4- 1	8- 0				
12- 4	1- 3	0- 1	HOME	2- 0	2- 0	7- 0				
4- 6	0- 0	1- 0	AWAY	0- 0	2- 0	1- 0				
0- 0	0- 0	0- 0	NEUTRAL	0- 0	0- 0	0- 0				
13- 0	1- 0	1- 0	NON-CONFERENCE	1- 0	2- 0	8- 0				
10- 0	1- 0	0- 0	HOME	1- 0	1- 0	7- 0				
3- 0	0- 0	1- 0	AWAY	0- 0	1- 0	1- 0				
0- 0	0- 0	0- 0	NEUTRAL	0- 0	0- 0	0- 0				
3- 10	0- 5	0- 2	CONFERENCE	1- 2	2- 1	0- 0				
2- 4	0- 3	0- 1	HOME	1- 0	1- 0	0- 0				
1- 6	0- 2	0- 1	AWAY	0- 2	1- 1	0- 0				
0- 0	0- 0	0- 0	NEUTRAL	0- 0	0- 0	0- 0				

RPI 1-25				RPI 26-50				RPI 51-100				Team's RPI: 74	RPI 101+			
RPI	S	Opponent	Score	RPI	S	Opponent	Score	RPI	S	Opponent	Score		RPI	S	Opponent	Score
2	H	Notre Dame	59 76	30	A	North Carolina St.	71 85	53	A	Georgia Tech	81 87		108	H	North Carolina	76 68
9	A	Duke	59 84	33	H	Syracuse	72 82	55	A	Virginia	27 76		111	A	Clemson	78 69
10	H	Florida St.	54 82	38	A	Auburn	92 87	56	H	Georgetown	73 63		116	A	UCF	67 64
13	H	Louisville	70 88					78	H	Wake Forest	72 70		135	H	Radford	71 52
18	H	Tennessee	67 63										138	A	Pittsburgh	64 72
19	A	Miami (FL)	75 82										185	A	Col. of Charleston	71 61
													200	H	Nebraska	76 67
													223	H	Presbyterian	67 36
													236	H	UNC Asheville	71 52
													276	H	Bowling Green	98 51
													307	H	Gardner-Webb	76 42
													314	H	Central Conn. St.	81 47
													348	H	Delaware St.	88 48
LAST 12 Division I GAMES:																
138	A	Pittsburgh	64 72	55	A	Virginia	27 76									
30	A	North Carolina St.	71 85	10	H	Florida St.	54 82									
13	H	Louisville	70 88	9	A	Duke	59 84									
53	A	Georgia Tech	81 87	78	H	Wake Forest	72 70									
2	H	Notre Dame	59 76	19	A	Miami (FL)	75 82									
33	H	Syracuse	72 82	111	A	Clemson	78 69									

Non-Div I Games:

Virginia Tech

■ Loss,
 ■ Non-Conf, S Site,
 ■ Home
 ■ Away
 N Neutral

Average RPI Win:	309	WON-LOST	WINNING	LAST 10	STRENGTH OF	OPP. STRENGTH	TEAM	ADJ.	CONF.	ADJ CONF.
Average RPI Loss:	221	RECORD	PCT. RANK	GAMES	SCHEDULE	OF SCHEDULE	RPI	RPI	RPI	RPI
DIV. I ONLY	3- 21	337	3- 7	249	347	334	334	31	31	
DIV. I NON-CONF.	0- 10	335	0- 0	129	304	331	331	32	32	
TOTALS	RPI 1-25	RPI 26-50	W-L RECORDS	RPI 51-100	RPI 101-150	RPI 150+				
3- 21	0- 0	0- 0	OVERALL	0- 3	0- 2	3- 16				
1- 10	0- 0	0- 0	HOME	0- 1	0- 1	1- 8				
2- 11	0- 0	0- 0	AWAY	0- 2	0- 1	2- 8				
0- 0	0- 0	0- 0	NEUTRAL	0- 0	0- 0	0- 0				
0- 10	0- 0	0- 0	NON-CONFERENCE	0- 3	0- 2	0- 5				
0- 5	0- 0	0- 0	HOME	0- 1	0- 1	0- 3				
0- 5	0- 0	0- 0	AWAY	0- 2	0- 1	0- 2				
0- 0	0- 0	0- 0	NEUTRAL	0- 0	0- 0	0- 0				
3- 11	0- 0	0- 0	CONFERENCE	0- 0	0- 0	3- 11				
1- 5	0- 0	0- 0	HOME	0- 0	0- 0	1- 5				
2- 6	0- 0	0- 0	AWAY	0- 0	0- 0	2- 6				
0- 0	0- 0	0- 0	NEUTRAL	0- 0	0- 0	0- 0				

RPI S	Opponent	Score	RPI S	Opponent	Score	RPI S	Opponent	Score	RPI S	Opponent	Score	Team's RPI: 334
						67	A St. John's (NY)	34 62	121	A Princeton	44 107	
						79	H Penn	39 63	145	H Albany (NY)	50 75	
						86	A New Hampshire	40 73	153	H Yale	52 66	
									160	A Army West Point	40 85	
									192	H Towson	40 69	
									198	A Sacred Heart	52 62	
									198	H Sacred Heart	56 70	
									212	A Robert Morris	41 74	
									212	H Robert Morris	63 82	
									262	A Saint Francis (PA)	87 71	
									262	H Saint Francis (PA)	46 67	
									287	A Bryant	61 70	
									304	A Mt. St. Mary's	47 66	
									314	A Central Conn. St.	53 66	
									314	H Central Conn. St.	71 83	
									315	A NJIT	45 68	
									323	H St. Francis Brooklyn	58 45	
									338	A LIU Brooklyn	64 69	
									341	A Fairleigh Dickinson	74 66	
									341	H Fairleigh Dickinson	53 59	
									348	H Delaware St.	49 61	
LAST 12 Division I GAMES:												
262	A	Saint Francis (PA)	87	71	338	A	LIU Brooklyn	64	69			
212	A	Robert Morris	41	74	198	A	Sacred Heart	52	62			
314	H	Central Conn. St.	71	83	287	A	Bryant	61	70			
341	A	Fairleigh Dickinson	74	66	212	H	Robert Morris	63	82			
323	H	St. Francis Brooklyn	58	45	198	H	Sacred Heart	56	70			
262	H	Saint Francis (PA)	46	67	341	H	Fairleigh Dickinson	53	59			

Non-Div I Games: Staten Island 62 60

Wagner

■ Loss,
 ■ Non-Conf,
 ■ S Site,
 ■ H Home
 ■ A Away
 N Neutral

Wake Forest

Through Games Of Feb. 17, 2017

Average RPI Win:	159	WON-LOST	WINNING	LAST 10	STRENGTH OF	OPP. STRENGTH	TEAM	ADJ.	CONF.	ADJ CONF.
Average RPI Loss:	50	RECORD	PCT. RANK	GAMES	SCHEDULE	OF SCHEDULE	RPI	RPI	RPI	RPI
DIV. I ONLY	14- 12	152	4- 6	43	40	78	78	3	3	
DIV. I NON-CONF.	9- 4	85	0- 0	153	92	85	85	4	4	
TOTALS	RPI 1-25	RPI 26-50	W-L RECORDS	RPI 51-100	RPI 101-150	RPI 150+				
14- 12	0- 6	1- 2	OVERALL	1- 2	5- 1	7- 1				
11- 4	0- 2	0- 1	HOME	1- 0	4- 1	6- 0				
3- 8	0- 4	1- 1	AWAY	0- 2	1- 0	1- 1				
0- 0	0- 0	0- 0	NEUTRAL	0- 0	0- 0	0- 0				
9- 4	0- 1	1- 1	NON-CONFERENCE	0- 0	2- 1	6- 1				
7- 1	0- 0	0- 0	HOME	0- 0	2- 1	5- 0				
2- 3	0- 1	1- 1	AWAY	0- 0	0- 0	1- 1				
0- 0	0- 0	0- 0	NEUTRAL	0- 0	0- 0	0- 0				
5- 8	0- 5	0- 1	CONFERENCE	1- 2	3- 0	1- 0				
4- 3	0- 2	0- 1	HOME	1- 0	2- 0	1- 0				
1- 5	0- 3	0- 0	AWAY	0- 2	1- 0	0- 0				
0- 0	0- 0	0- 0	NEUTRAL	0- 0	0- 0	0- 0				

RPI 1-25				RPI 26-50				RPI 51-100				RPI 101+			
RPI	S	Opponent	Score	RPI	S	Opponent	Score	RPI	S	Opponent	Score	RPI	S	Opponent	Score
2	A	Notre Dame	72 92	29	A	Elon	78 68	53	H	Georgia Tech	70 65	108	A	North Carolina	80 77
9	A	Duke	43 71	30	H	North Carolina St.	50 65	55	A	Virginia	57 60	111	H	Clemson	68 56
9	H	Duke	53 79	39	A	James Madison	76 83	74	A	Virginia Tech	70 72	130	H	Navy	75 65
10	A	Florida St.	60 102									135	H	Radford	60 68
19	H	Miami (FL)	56 79									138	H	Pittsburgh	57 48
24	A	LSU	57 60									141	H	VCU	60 54
												167	H	Boston College	71 55
												182	H	Xavier	58 45
												184	A	Illinois	79 70
												199	A	Seton Hall	63 70
												211	H	Rutgers	55 43
												235	H	Furman	59 52
												248	H	Samford	51 40
												285	H	Eastern Mich.	89 61
LAST 12 Division I GAMES:															
		9	H	Duke	53	79				167	H	Boston College	71	55	
		55	A	Virginia	57	60				53	H	Georgia Tech	70	65	
		10	A	Florida St.	60	102				108	A	North Carolina	80	77	
		138	H	Pittsburgh	57	48				74	A	Virginia Tech	70	72	
		19	H	Miami (FL)	56	79				111	H	Clemson	68	56	
		9	A	Duke	43	71				30	H	North Carolina St.	50	65	

Non-Div I Games:

Wake Forest

■ Loss,
■ Non-Conf,
■ S Site,
■ H Home
■ A Away
N Neutral

Average RPI Win:	109	WON-LOST	WINNING	LAST 10	STRENGTH OF	OPP. STRENGTH	TEAM	ADJ.	CONF.	ADJ CONF.
Average RPI Loss:	8	RECORD	PCT. RANK	GAMES	SCHEDULE	OF SCHEDULE	RPI	RPI	RPI	RPI
DIV. I ONLY	24- 4	9	4- 3	22	18	6	6	1	1	
DIV. I NON-CONF.	12- 1	7	0- 1	46	107	6	6	1	1	
TOTALS	RPI 1-25	RPI 26-50	W-L RECORDS	RPI 51-100	RPI 101-150	RPI 150+				
24- 4	1- 4	4- 0	OVERALL	9- 0	4- 0	6- 0				
14- 1	1- 1	2- 0	HOME	5- 0	3- 0	3- 0				
10- 3	0- 3	2- 0	AWAY	4- 0	1- 0	3- 0				
0- 0	0- 0	0- 0	NEUTRAL	0- 0	0- 0	0- 0				
12- 1	0- 1	1- 0	NON-CONFERENCE	3- 0	2- 0	6- 0				
8- 0	0- 0	1- 0	HOME	2- 0	2- 0	3- 0				
4- 1	0- 1	0- 0	AWAY	1- 0	0- 0	3- 0				
0- 0	0- 0	0- 0	NEUTRAL	0- 0	0- 0	0- 0				
12- 3	1- 3	3- 0	CONFERENCE	6- 0	2- 0	0- 0				
6- 1	1- 1	1- 0	HOME	3- 0	1- 0	0- 0				
6- 2	0- 2	2- 0	AWAY	3- 0	1- 0	0- 0				
0- 0	0- 0	0- 0	NEUTRAL	0- 0	0- 0	0- 0				

RPI 1-25				RPI 26-50				RPI 51-100				RPI 101+			
RPI	S	Opponent	Score	RPI	S	Opponent	Score	RPI	S	Opponent	Score	RPI	S	Opponent	Score
2	A	Notre Dame	60 71	26	H	Missouri	79 66	54	H	Colorado St.	101 68	113	A	Arizona	90 73
8	A	Oregon St.	70 73	28	A	Oregon	99 77	57	H	Southern California	77 67	113	H	Arizona	91 55
11	A	UCLA	79 90	31	A	Arizona St.	65 54	64	A	Utah	82 53	126	H	Eastern Wash.	100 52
11	H	UCLA	82 70	31	H	Arizona St.	70 57	70	H	California	90 67	129	H	Idaho	105 53
12	H	Stanford	68 72					85	A	Colorado	79 75	169	H	Fresno St.	85 54
								88	H	Boise St.	92 66	179	H	CSUN	101 44
								89	A	BYU	82 70	216	A	Grand Canyon	101 66
								96	A	Washington St.	87 44	226	A	Seattle U	94 64
								96	H	Washington St.	94 63	254	A	Portland	83 53
												266	H	Savannah St.	87 36
LAST 12 Division I GAMES:															
2	A	Notre Dame	60 71	12	H	Stanford	68 72	12	H	Stanford	68 72				
11	A	UCLA	79 90	70	H	California	90 67	70	H	California	90 67				
31	H	Arizona St.	70 57	96	A	Washington St.	87 44	96	A	Washington St.	87 44				
113	H	Arizona	91 55	31	A	Arizona St.	65 54	31	A	Arizona St.	65 54				
85	A	Colorado	79 75	113	A	Arizona	90 73	113	A	Arizona	90 73				
64	A	Utah	82 53	11	H	UCLA	82 70	11	H	UCLA	82 70				

Non-Div I Games:

Washington

■ Loss,
■ Non-Conf, S Site,
■ Home
■ Away
N Neutral

Average RPI Win:	114	WON-LOST	WINNING	LAST 10	STRENGTH OF	OPP. STRENGTH	TEAM	ADJ.	CONF.	ADJ CONF.
Average RPI Loss:	52	RECORD	PCT. RANK	GAMES	SCHEDULE	OF SCHEDULE	RPI	RPI	RPI	RPI
DIV. I ONLY	10- 16	238	2- 8	8	15	96	96	1	1	
DIV. I NON-CONF.	5- 6	186	0- 0	26	91	122	122	1	1	
TOTALS	RPI 1-25	RPI 26-50	W-L RECORDS	RPI 51-100	RPI 101-150	RPI 150+				
10- 16	1- 6	1- 2	OVERALL	3- 5	2- 3	3- 0				
7- 6	1- 2	0- 1	HOME	2- 2	2- 1	2- 0				
2- 9	0- 3	1- 1	AWAY	1- 3	0- 2	0- 0				
1- 1	0- 1	0- 0	NEUTRAL	0- 0	0- 0	1- 0				
5- 6	0- 2	0- 0	NON-CONFERENCE	0- 3	2- 1	3- 0				
4- 2	0- 0	0- 0	HOME	0- 2	2- 0	2- 0				
0- 3	0- 1	0- 0	AWAY	0- 1	0- 1	0- 0				
1- 1	0- 1	0- 0	NEUTRAL	0- 0	0- 0	1- 0				
5- 10	1- 4	1- 2	CONFERENCE	3- 2	0- 2	0- 0				
3- 4	1- 2	0- 1	HOME	2- 0	0- 1	0- 0				
2- 6	0- 2	1- 1	AWAY	1- 2	0- 1	0- 0				
0- 0	0- 0	0- 0	NEUTRAL	0- 0	0- 0	0- 0				

RPI 1-25				RPI 26-50				RPI 51-100 Team's RPI: 96				RPI 101+			
RPI	S	Opponent	Score	RPI	S	Opponent	Score	RPI	S	Opponent	Score	RPI	S	Opponent	Score
6	A	Washington	63 94	28	A	Oregon	75 59	57	A	Southern California	64 80	107	A	Saint Louis	70 73
6	H	Washington	44 87	31	A	Arizona St.	49 68	57	H	Southern California	74 57	113	A	Arizona	55 56
8	A	Oregon St.	58 80	31	H	Arizona St.	58 61	64	A	Utah	61 55	113	H	Arizona	62 70
11	H	UCLA	82 73					70	H	California	84 79	131	H	St. Mary's (CA)	85 69
12	H	Stanford	54 76					72	H	Oklahoma St.	72 79	139	H	San Francisco	73 35
14	A	Kentucky	67 69					75	A	Gonzaga	61 79	200	N	Nebraska	79 65
20	N	Maryland	69 79					85	A	Colorado	58 70	206	H	Loyola Marymount	92 45
								88	H	Boise St.	73 77	238	H	San Diego	83 73
LAST 12 Division I GAMES:															
57	A	Southern California	64 80	12	H	Stanford	54 76								
113	H	Arizona	62 70	6	H	Washington	44 87								
31	H	Arizona St.	58 61	113	A	Arizona	55 56								
64	A	Utah	61 55	31	A	Arizona St.	49 68								
85	A	Colorado	58 70	57	H	Southern California	74 57								
70	H	California	84 79	11	H	UCLA	82 73								

Non-Div I Games:

Washington St.

Average RPI Win:	279	WON-LOST	WINNING	LAST 10	STRENGTH OF	OPP. STRENGTH	TEAM	ADJ.	CONF.	ADJ CONF.
Average RPI Loss:	124	RECORD	PCT. RANK	GAMES	SCHEDULE	OF SCHEDULE	RPI	RPI	RPI	RPI
DIV. I ONLY	10- 12	202	4- 6	227	247	214	214	19	19	
DIV. I NON-CONF.	4- 5	198	0- 0	294	216	227	227	18	18	
TOTALS	RPI 1-25	RPI 26-50	W-L RECORDS	RPI 51-100	RPI 101-150	RPI 150+				
10- 12	0- 0	0- 0	OVERALL	0- 3	0- 6	10- 3				
5- 5	0- 0	0- 0	HOME	0- 1	0- 2	5- 2				
5- 6	0- 0	0- 0	AWAY	0- 2	0- 3	5- 1				
0- 1	0- 0	0- 0	NEUTRAL	0- 0	0- 1	0- 0				
4- 5	0- 0	0- 0	NON-CONFERENCE	0- 2	0- 1	4- 2				
1- 2	0- 0	0- 0	HOME	0- 0	0- 0	1- 2				
3- 2	0- 0	0- 0	AWAY	0- 2	0- 0	3- 0				
0- 1	0- 0	0- 0	NEUTRAL	0- 0	0- 1	0- 0				
6- 7	0- 0	0- 0	CONFERENCE	0- 1	0- 5	6- 1				
4- 3	0- 0	0- 0	HOME	0- 1	0- 2	4- 0				
2- 4	0- 0	0- 0	AWAY	0- 0	0- 3	2- 1				
0- 0	0- 0	0- 0	NEUTRAL	0- 0	0- 0	0- 0				

RPI 1-25			RPI 26-50			RPI 51-100			RPI 101+			Team's RPI: 214
RPI	S	Opponent	Score	RPI	S	Opponent	Score	RPI	S	Opponent	Score	
						64 A Utah	52 71	114 A Northern Colo.		62 86		
						84 H Montana St.	68 83	114 H Northern Colo.		79 88		
						89 A BYU	64 73	119 N Stetson		68 70		
								122 H North Dakota		65 70		
								126 A Eastern Wash.		85 99		
								129 A Idaho		77 95		
								169 H Fresno St.		57 60		
								177 A Idaho St.		52 57		
								177 H Idaho St.		50 43		
								179 H CSUN		78 89		
								233 H Portland St.		85 75		
								254 H Portland		76 37		
								281 A FIU		64 61		
								282 H Sacramento St.		66 60		
								283 A Southern Utah		73 68		
								303 A Northern Ariz.		75 64		
								317 A Air Force		76 61		
								327 H Montana		74 58		
								331 A Utah Valley		64 61		
LAST 12 Division I GAMES:												
						114 A Northern Colo.	62 86	114 H Northern Colo.		79 88		
						233 H Portland St.	85 75	122 H North Dakota		65 70		
						282 H Sacramento St.	66 60	126 A Eastern Wash.		85 99		
						303 A Northern Ariz.	75 64	129 A Idaho		77 95		
						283 A Southern Utah	73 68	177 H Idaho St.		50 43		
						177 A Idaho St.	52 57	327 H Montana		74 58		

Non-Div I Games: Cal St. San B'dino 75 69 Westminster (UT) 81 68

Weber St.

Loss, Non-Conf, S Site, H Home A Away N Neutral

Average RPI Win:	181	WON-LOST	WINNING	LAST 10	STRENGTH OF	OPP. STRENGTH	TEAM	ADJ.	CONF.	ADJ CONF.
Average RPI Loss:	28	RECORD	PCT. RANK	GAMES	SCHEDULE	OF SCHEDULE	RPI	RPI	RPI	RPI
DIV. I ONLY	18- 8	71	4- 6	63	62	50	50	4	4	
DIV. I NON-CONF.	12- 0	1	0- 0	277	320	59	59	3	3	
TOTALS	RPI 1-25	RPI 26-50	W-L RECORDS	RPI 51-100	RPI 101-150	RPI 150+				
18- 8	2- 6	1- 0	OVERALL	2- 2	3- 0	10- 0				
13- 3	2- 2	0- 0	HOME	2- 1	1- 0	8- 0				
2- 5	0- 4	0- 0	AWAY	0- 1	2- 0	0- 0				
3- 0	0- 0	1- 0	NEUTRAL	0- 0	0- 0	2- 0				
12- 0	0- 0	1- 0	NON-CONFERENCE	0- 0	1- 0	10- 0				
9- 0	0- 0	0- 0	HOME	0- 0	1- 0	8- 0				
0- 0	0- 0	0- 0	AWAY	0- 0	0- 0	0- 0				
3- 0	0- 0	1- 0	NEUTRAL	0- 0	0- 0	2- 0				
6- 8	2- 6	0- 0	CONFERENCE	2- 2	2- 0	0- 0				
4- 3	2- 2	0- 0	HOME	2- 1	0- 0	0- 0				
2- 5	0- 4	0- 0	AWAY	0- 1	2- 0	0- 0				
0- 0	0- 0	0- 0	NEUTRAL	0- 0	0- 0	0- 0				

RPI 1-25				RPI 26-50				RPI 51-100				RPI 101+			
RPI	S	Opponent	Score	RPI	S	Opponent	Score	RPI	S	Opponent	Score	RPI	S	Opponent	Score
5	A	Texas	54 69	38	N	Auburn	56 52	69	H	Iowa St.	55 80	106	H	Ole Miss	66 61
5	H	Texas	63 73					72	H	Oklahoma St.	79 53	124	A	TCU	83 61
7	A	Baylor	73 79					93	A	Texas Tech	66 75	143	A	Kansas	62 51
7	H	Baylor	56 91					93	H	Texas Tech	89 79	151	N	East Carolina	79 47
15	A	Oklahoma	87 90									191	H	Morehead St.	94 53
15	H	Oklahoma	83 73									246	H	Charleston So.	88 38
22	A	Kansas St.	71 86									259	H	Howard	95 49
22	H	Kansas St.	66 59									264	H	High Point	82 59
												280	N	N.C. A&T	80 64
												298	H	Coppin St.	69 39
												304	H	Mt. St. Mary's	77 45
												321	H	USC Upstate	91 33
												336	H	Longwood	107 40
LAST 12 Division I GAMES:															
22	H	Kansas St.	66 59	7	A	Baylor	73 79								
72	H	Oklahoma St.	79 53	143	A	Kansas	62 51								
15	A	Oklahoma	87 90	5	H	Texas	63 73								
69	H	Iowa St.	55 80	93	A	Texas Tech	66 75								
5	A	Texas	54 69	15	H	Oklahoma	83 73								
93	H	Texas Tech	89 79	7	H	Baylor	56 91								

Non-Div I Games:

West Virginia

Average RPI Win:	271	WON-LOST	WINNING	LAST 10	STRENGTH OF	OPP. STRENGTH	TEAM	ADJ.	CONF.	ADJ CONF.
Average RPI Loss:	173	RECORD	PCT. RANK	GAMES	SCHEDULE	OF SCHEDULE	RPI	RPI	RPI	RPI
DIV. I ONLY	6- 20	305	2- 8	172	282	288	288	17	17	
DIV. I NON-CONF.	4- 10	259	0- 0	189	298	263	263	20	20	
TOTALS	RPI 1-25	RPI 26-50	W-L RECORDS	RPI 51-100	RPI 101-150	RPI 150+				
6- 20	0- 1	0- 0	OVERALL	0- 4	0- 4	6- 11				
4- 6	0- 0	0- 0	HOME	0- 1	0- 0	4- 5				
2- 12	0- 1	0- 0	AWAY	0- 3	0- 2	2- 6				
0- 2	0- 0	0- 0	NEUTRAL	0- 0	0- 2	0- 0				
4- 10	0- 1	0- 0	NON-CONFERENCE	0- 1	0- 4	4- 4				
2- 3	0- 0	0- 0	HOME	0- 0	0- 0	2- 3				
2- 5	0- 1	0- 0	AWAY	0- 1	0- 2	2- 1				
0- 2	0- 0	0- 0	NEUTRAL	0- 0	0- 2	0- 0				
2- 10	0- 0	0- 0	CONFERENCE	0- 3	0- 0	2- 7				
2- 3	0- 0	0- 0	HOME	0- 1	0- 0	2- 2				
0- 7	0- 0	0- 0	AWAY	0- 2	0- 0	0- 5				
0- 0	0- 0	0- 0	NEUTRAL	0- 0	0- 0	0- 0				

RPI 1-25				RPI 26-50				RPI 51-100				RPI 101+ Team's RPI: 288			
RPI	S	Opponent	Score	RPI	S	Opponent	Score	RPI	S	Opponent	Score	RPI	S	Opponent	Score
10	A	Florida St.	41 90					87	A	Chattanooga	46 67	111	A	Clemson	63 78
								91	A	Georgia	43 78	117	N	Duquesne	50 65
								99	A	Mercer	53 84	135	A	Radford	39 67
								99	H	Mercer	57 59	139	N	San Francisco	52 73
												189	A	ETSU	57 76
												189	H	ETSU	55 72
												210	A	UNCG	45 62
												213	H	Campbell	48 50
												235	A	Furman	44 73
												235	H	Furman	75 72
												236	A	UNC Asheville	53 62
												242	A	Wofford	59 68
												242	H	Wofford	69 66
												246	H	Charleston So.	58 53
												248	A	Samford	50 51
												248	H	Samford	42 49
												258	H	UT Martin	72 84
												264	H	High Point	73 64
												297	A	Eastern Ky.	72 61
												307	H	Gardner-Webb	60 68
												344	A	Florida A&M	62 61
LAST 12 Division I GAMES:															
				189	H	ETSU	55 72					189	A	ETSU	57 76
				248	A	Samford	50 51					87	A	Chattanooga	46 67
				99	A	Mercer	53 84					99	H	Mercer	57 59
				242	H	Wofford	69 66					248	H	Samford	42 49
				235	H	Furman	75 72					235	A	Furman	44 73
				210	A	UNCG	45 62					242	A	Wofford	59 68

Non-Div I Games: North Greenville 95 48

Western Caro.

■ Loss,
■ Non-Conf,
■ S Site,
■ H Home
■ A Away
N Neutral

Average RPI Win:	225	WON-LOST	WINNING	LAST 10	STRENGTH OF	OPP. STRENGTH	TEAM	ADJ.	CONF.	ADJ CONF.
Average RPI Loss:	63	RECORD	PCT. RANK	GAMES	SCHEDULE	OF SCHEDULE	RPI	RPI	RPI	RPI
DIV. I ONLY	19- 6	39	8- 2	242	133	81	81	11	11	
DIV. I NON-CONF.	8- 3	67	0- 0	278	205	96	96	9	9	
TOTALS	RPI 1-25	RPI 26-50	W-L RECORDS	RPI 51-100	RPI 101-150	RPI 150+				
19- 6	0- 0	1- 3	OVERALL	2- 2	2- 1	14- 0				
9- 1	0- 0	1- 0	HOME	1- 1	1- 0	6- 0				
10- 5	0- 0	0- 0	AWAY	1- 0	1- 0	8- 0				
0- 0	0- 0	0- 0	NEUTRAL	0- 0	0- 0	0- 0				
8- 3	0- 0	0- 2	NON-CONFERENCE	1- 0	0- 1	7- 0				
4- 0	0- 0	0- 0	HOME	1- 0	0- 0	3- 0				
4- 3	0- 0	0- 2	AWAY	0- 0	0- 1	4- 0				
0- 0	0- 0	0- 0	NEUTRAL	0- 0	0- 0	0- 0				
11- 3	0- 0	1- 1	CONFERENCE	1- 2	2- 0	7- 0				
5- 1	0- 0	1- 0	HOME	0- 1	1- 0	3- 0				
6- 2	0- 0	0- 1	AWAY	1- 1	1- 0	4- 0				
0- 0	0- 0	0- 0	NEUTRAL	0- 0	0- 0	0- 0				

RPI S	Opponent	Score	RPI S	Opponent	Score	RPI S	Opponent	Score	RPI S	Opponent	Score
26	A Missouri	68 71	61	A IUPUI	52 66	146	A Milwaukee	68 76			
37	A South Dakota St.	58 73	61	H IUPUI	72 76	149	A Oral Roberts	76 62			
37	H South Dakota St.	83 77	63	A South Dakota	86 78	149	H Oral Roberts	76 72			
46	A Marquette	61 77	68	H Northern Ill.	83 79	158	A Omaha	78 74			
						158	H Omaha	80 63			
						209	H Bradley	91 77			
						218	A SIUE	76 74			
						272	A Southeast Mo. St.	100 87			
						291	A North Dakota St.	87 60			
						291	H North Dakota St.	110 81			
						306	H Illinois St.	80 50			
						308	A Denver	80 68			
						308	H Denver	87 62			
						312	H Eastern Ill.	83 62			
						318	A UMKC	78 65			
						324	A Fort Wayne	75 53			
						335	A Chicago St.	54 50			
LAST 12 Division I GAMES:											
37	H South Dakota St.	83 77	61	H IUPUI	72 76						
308	A Denver	80 68	37	A South Dakota St.	58 73						
291	A North Dakota St.	87 60	291	H North Dakota St.	110 81						
158	H Omaha	80 63	158	A Omaha	78 74						
149	A Oral Roberts	76 62	149	H Oral Roberts	76 72						
63	A South Dakota	86 78	308	H Denver	87 62						

Non-Div I Games: Graceland (IA) 118 40 Monmouth (IL) 113 29

Western Ill.

Average RPI Win:	201	WON-LOST	WINNING	LAST 10	STRENGTH OF	OPP. STRENGTH	TEAM	ADJ.	CONF.	ADJ CONF.
Average RPI Loss:	75	RECORD	PCT. RANK	GAMES	SCHEDULE	OF SCHEDULE	RPI	RPI	RPI	RPI
DIV. I ONLY	19- 6	39	5- 0	144	120	60	60	14	14	
DIV. I NON-CONF.	8- 4	97	1- 0	133	109	98	98	16	16	
TOTALS	RPI 1-25	RPI 26-50	W-L RECORDS	RPI 51-100	RPI 101-150	RPI 150+				
19- 6	0- 2	1- 1	OVERALL	2- 0	4- 2	12- 1				
12- 1	0- 0	1- 0	HOME	1- 0	2- 1	8- 0				
6- 3	0- 1	0- 0	AWAY	1- 0	1- 1	4- 1				
1- 2	0- 1	0- 1	NEUTRAL	0- 0	1- 0	0- 0				
8- 4	0- 2	1- 1	NON-CONFERENCE	0- 0	2- 1	5- 0				
5- 1	0- 0	1- 0	HOME	0- 0	1- 1	3- 0				
2- 1	0- 1	0- 0	AWAY	0- 0	0- 0	2- 0				
1- 2	0- 1	0- 1	NEUTRAL	0- 0	1- 0	0- 0				
11- 2	0- 0	0- 0	CONFERENCE	2- 0	2- 1	7- 1				
7- 0	0- 0	0- 0	HOME	1- 0	1- 0	5- 0				
4- 2	0- 0	0- 0	AWAY	1- 0	1- 1	2- 1				
0- 0	0- 0	0- 0	NEUTRAL	0- 0	0- 0	0- 0				

RPI S	Opponent	Score	RPI S	Opponent	Score	RPI S	Opponent	Score	RPI S	Opponent	Score
13 A	Louisville	61 68	40 H	Indiana	85 74	76 A	Middle Tenn.	82 75	101 A	Charlotte	85 89
17 N	DePaul	69 77	48 N	George Washington	49 68	76 H	Middle Tenn.	66 51	103 H	UT Arlington	68 71
									109 N	Kent St.	79 73
									120 H	Southern Miss.	79 53
									127 A	Old Dominion	67 62
									144 H	Ball St.	68 61
									157 H	Louisiana Tech	67 58
									166 A	UTSA	77 80
									180 H	UAB	60 48
									185 H	Col. of Charleston	89 76
									251 A	Austin Peay	85 65
									255 A	Marshall	78 64
									255 H	Marshall	73 57
									281 H	FIU	90 38
									294 H	Lipscomb	87 35
									297 A	Eastern Ky.	90 63
									300 A	UTEP	71 54
									329 H	Fla. Atlantic	76 55
									349 H	Alabama A&M	96 32
LAST 12 Division I GAMES:											
109 N	Kent St.	79 73	300 A	UTEP	71 54						
76 A	Middle Tenn.	82 75	255 H	Marshall	73 57						
255 A	Marshall	78 64	76 H	Middle Tenn.	66 51						
120 H	Southern Miss.	79 53	180 H	UAB	60 48						
157 H	Louisiana Tech	67 58	127 A	Old Dominion	67 62						
166 A	UTSA	77 80	101 A	Charlotte	85 89						

Non-Div I Games:

Western Ky.

■ Loss,
■ Non-Conf,
■ S Site,
■ H Home
■ A Away
N Neutral

Average RPI Win:	268	WON-LOST	WINNING	LAST 10	STRENGTH OF	OPP. STRENGTH	TEAM	ADJ.	CONF.	ADJ CONF.
Average RPI Loss:	72	RECORD	PCT. RANK	GAMES	SCHEDULE	OF SCHEDULE	RPI	RPI	RPI	RPI
DIV. I ONLY	15- 9	106	4- 6	314	111	172	172	10	10	
DIV. I NON-CONF.	9- 2	37	0- 0	348	149	180	180	11	11	
TOTALS	RPI 1-25	RPI 26-50	W-L RECORDS	RPI 51-100	RPI 101-150	RPI 150+				
15- 9	0- 0	0- 4	OVERALL	0- 3	0- 2	15- 0				
6- 4	0- 0	0- 1	HOME	0- 2	0- 1	6- 0				
8- 5	0- 0	0- 0	AWAY	0- 1	0- 0	8- 0				
1- 0	0- 0	0- 0	NEUTRAL	0- 0	0- 0	1- 0				
9- 2	0- 0	0- 2	NON-CONFERENCE	0- 0	0- 0	9- 0				
4- 1	0- 0	0- 1	HOME	0- 0	0- 0	4- 0				
4- 1	0- 0	0- 1	AWAY	0- 0	0- 0	4- 0				
1- 0	0- 0	0- 0	NEUTRAL	0- 0	0- 0	1- 0				
6- 7	0- 0	0- 2	CONFERENCE	0- 3	0- 2	6- 0				
2- 3	0- 0	0- 0	HOME	0- 2	0- 1	2- 0				
4- 4	0- 0	0- 2	AWAY	0- 1	0- 1	4- 0				
0- 0	0- 0	0- 0	NEUTRAL	0- 0	0- 0	0- 0				

RPI S	Opponent	Score	RPI S	Opponent	Score	RPI S	Opponent	Score	RPI S	Opponent	Score	Team's RPI: 172
35	A Michigan	40 66	41	A Central Mich.	83 94	68	A Northern Ill.	62 67	109	H Kent St.	67 71	
45	A Ohio	67 80	49	H Michigan St.	64 68	77	H Buffalo	47 62	144	A Ball St.	56 61	
						82	H Toledo	66 72	156	A Detroit Mercy	75 65	
									209	H Bradley	83 64	
									220	A Miami (OH)	85 60	
									222	A Akron	73 57	
									222	H Akron	73 60	
									275	H Davidson	76 63	
									276	A Bowling Green	74 53	
									276	H Bowling Green	75 58	
									285	A Eastern Mich.	76 67	
									291	A North Dakota St.	68 63	
									297	N Eastern Ky.	74 59	
									316	H Loyola Chicago	65 53	
									318	A UMKC	66 54	
									324	H Fort Wayne	61 35	
									335	A Chicago St.	64 51	
LAST 12 Division I GAMES:												
276	A Bowling Green	74 53	222	A Akron	73 57							
41	A Central Mich.	83 94	109	H Kent St.	67 71							
82	H Toledo	66 72	285	A Eastern Mich.	76 67							
68	A Northern Ill.	62 67	276	H Bowling Green	75 58							
77	H Buffalo	47 62	144	A Ball St.	56 61							
45	A Ohio	67 80	220	A Miami (OH)	85 60							

Non-Div I Games:

Western Mich.

■ Loss,
 ■ Non-Conf,
 ■ S Site,
 ■ Home
 ■ A Away
 N Neutral

Average RPI Win:	229	WON-LOST	WINNING	LAST 10	STRENGTH OF	OPP. STRENGTH	TEAM	ADJ.	CONF.	ADJ CONF.
Average RPI Loss:	130	RECORD	PCT. RANK	GAMES	SCHEDULE	OF SCHEDULE	RPI	RPI	RPI	RPI
DIV. I ONLY	11- 13	198	6- 4	204	119	215	215	16	16	
DIV. I NON-CONF.	5- 6	186	0- 0	117	45	184	184	14	14	
TOTALS	RPI 1-25	RPI 26-50	W-L RECORDS	RPI 51-100	RPI 101-150	RPI 150+				
11- 13	1- 1	0- 3	OVERALL	0- 2	1- 1	9- 6				
7- 6	1- 0	0- 2	HOME	0- 1	1- 0	5- 3				
3- 5	0- 0	0- 1	AWAY	0- 0	0- 1	3- 3				
1- 2	0- 1	0- 0	NEUTRAL	0- 1	0- 0	1- 0				
5- 6	1- 1	0- 2	NON-CONFERENCE	0- 1	1- 1	3- 1				
4- 2	1- 0	0- 1	HOME	0- 0	1- 0	2- 1				
0- 2	0- 0	0- 1	AWAY	0- 0	0- 1	0- 0				
1- 2	0- 1	0- 0	NEUTRAL	0- 1	0- 0	1- 0				
6- 7	0- 0	0- 1	CONFERENCE	0- 1	0- 0	6- 5				
3- 4	0- 0	0- 1	HOME	0- 1	0- 0	3- 2				
3- 3	0- 0	0- 0	AWAY	0- 0	0- 0	3- 3				
0- 0	0- 0	0- 0	NEUTRAL	0- 0	0- 0	3- 0				

RPI 1-25				RPI 26-50				RPI 51-100				RPI 101+ Team's RPI: 215			
RPI	S	Opponent	Score	RPI	S	Opponent	Score	RPI	S	Opponent	Score	RPI	S	Opponent	Score
12	N	Stanford	39 87	26	A	Missouri	57 64	65	H	UNI	61 63	103	A	UT Arlington	70 74
21	H	Creighton	62 54	34	H	Drake	78 83	97	N	Purdue	49 86	104	H	Abilene Christian	81 62
				37	H	South Dakota St.	58 78					161	A	Missouri St.	62 73
												161	H	Missouri St.	60 65
												168	N	Northeastern	87 73
												188	A	Southern Ill.	54 77
												188	H	Southern Ill.	58 61
												203	A	Indiana St.	56 42
												209	H	Bradley	65 54
												267	A	Evansville	74 67
												267	H	Evansville	69 68
												306	A	Illinois St.	50 54
												306	H	Illinois St.	67 45
												316	A	Loyola Chicago	83 64
												318	H	UMKC	54 56
												325	H	Arkansas St.	69 51
												332	H	Incarinate Word	73 63
LAST 12 Division I GAMES:															
306	A	Illinois St.	50 54	306	H	Illinois St.	67 45								
188	H	Southern Ill.	58 61	209	H	Bradley	65 54								
267	H	Evansville	69 68	267	A	Evansville	74 67								
161	H	Missouri St.	60 65	188	A	Southern Ill.	54 77								
316	A	Loyola Chicago	83 64	161	A	Missouri St.	62 73								
203	A	Indiana St.	56 42	65	H	UNI	61 63								

Non-Div I Games:

Wichita St.

■ Loss,
 ■ Non-Conf,
 ■ S Site,
 ■ H Home
 ■ A Away
 N Neutral

William & Mary

Through Games Of Feb. 17, 2017

Average RPI Win:	217	WON-LOST	WINNING	LAST 10	STRENGTH OF	OPP. STRENGTH	TEAM	ADJ.	CONF.	ADJ CONF.
Average RPI Loss:	118	RECORD	PCT. RANK	GAMES	SCHEDULE	OF SCHEDULE	RPI	RPI	RPI	RPI
DIV. I ONLY	16- 9	96	3- 7	243	126	150	150	8	8	
DIV. I NON-CONF.	10- 1	15	0- 0	292	317	93	93	8	8	
TOTALS	RPI 1-25	RPI 26-50	W-L RECORDS	RPI 51-100	RPI 101-150	RPI 150+				
16- 9	0- 0	0- 2	OVERALL	0- 2	2- 1	14- 4				
9- 5	0- 0	0- 2	HOME	0- 1	0- 1	9- 1				
7- 4	0- 0	0- 0	AWAY	0- 1	2- 0	5- 3				
0- 0	0- 0	0- 0	NEUTRAL	0- 0	0- 0	0- 0				
10- 1	0- 0	0- 0	NON-CONFERENCE	0- 1	1- 0	9- 0				
6- 1	0- 0	0- 0	HOME	0- 1	0- 0	6- 0				
4- 0	0- 0	0- 0	AWAY	0- 0	1- 0	3- 0				
0- 0	0- 0	0- 0	NEUTRAL	0- 0	0- 0	0- 0				
6- 8	0- 0	0- 2	CONFERENCE	0- 1	1- 1	5- 4				
3- 4	0- 0	0- 2	HOME	0- 0	0- 1	3- 1				
3- 4	0- 0	0- 0	AWAY	0- 1	1- 0	2- 3				
0- 0	0- 0	0- 0	NEUTRAL	0- 0	0- 0	0- 0				

RPI 1-25			RPI 26-50			RPI 51-100			RPI 101+ Team's RPI: 150		
RPI	S	Opponent	Score	RPI	S	Opponent	Score	RPI	S	Opponent	Score
				29	H	Elon	58 60	58	A	Drexel	48 65
				39	H	James Madison	64 79	67	H	St. John's (NY)	57 73
								123	A	Delaware	60 49
								123	H	Delaware	54 68
								127	A	Old Dominion	69 58
								151	H	East Carolina	82 72
								168	A	Northeastern	68 54
								168	H	Northeastern	60 58
								183	A	Hofstra	61 64
								183	H	Hofstra	81 65
								185	A	Col. of Charleston	60 70
								185	H	Col. of Charleston	69 71
								192	A	Towson	60 64
								192	H	Towson	68 55
								196	A	American	48 34
								208	A	UNCW	57 43
								228	H	Richmond	67 39
								232	H	Dartmouth	63 50
								261	A	Norfolk St.	65 52
								262	H	Saint Francis (PA)	73 60
								304	H	Mt. St. Mary's	68 46
								321	A	USC Upstate	49 46
								348	H	Delaware St.	82 48
LAST 12 Division I GAMES:											
185	H	Col. of Charleston	69 71	39	H	James Madison	64 79				
192	H	Towson	68 55	123	H	Delaware	54 68				
58	A	Drexel	48 65	29	H	Elon	58 60				
183	H	Hofstra	81 65	192	A	Towson	60 64				
183	A	Hofstra	61 64	208	A	UNCW	57 43				
168	A	Northeastern	68 54	168	H	Northeastern	60 58				

Non-Div I Games:

William & Mary

Loss, Non-Conf, S Site, H Home A Away N Neutral

Average RPI Win:	336	WON-LOST	WINNING	LAST 10	STRENGTH OF	OPP. STRENGTH	TEAM	ADJ.	CONF.	ADJ CONF.
Average RPI Loss:	186	RECORD	PCT. RANK	GAMES	SCHEDULE	OF SCHEDULE	RPI	RPI	RPI	RPI
DIV. I ONLY	1- 23	347	1- 9	146	304	328	328	28	28	
DIV. I NON-CONF.	0- 11	335	0- 0	38	171	292	292	28	28	
TOTALS	RPI 1-25	RPI 26-50	W-L RECORDS	RPI 51-100	RPI 101-150	RPI 150+				
1- 23	0- 2	0- 2	OVERALL	0- 2	0- 2	1- 15				
1- 11	0- 0	0- 0	HOME	0- 1	0- 1	1- 9				
0- 9	0- 1	0- 1	AWAY	0- 0	0- 1	0- 6				
0- 3	0- 1	0- 1	NEUTRAL	0- 1	0- 0	0- 0				
0- 11	0- 2	0- 2	NON-CONFERENCE	0- 2	0- 0	0- 5				
0- 5	0- 0	0- 0	HOME	0- 1	0- 0	0- 4				
0- 3	0- 1	0- 1	AWAY	0- 0	0- 0	0- 1				
0- 3	0- 1	0- 1	NEUTRAL	0- 1	0- 0	0- 0				
1- 12	0- 0	0- 0	CONFERENCE	0- 0	0- 2	1- 10				
1- 6	0- 0	0- 0	HOME	0- 0	0- 1	1- 5				
0- 6	0- 0	0- 0	AWAY	0- 0	0- 1	0- 5				
0- 0	0- 0	0- 0	NEUTRAL	0- 0	0- 0	0- 0				

RPI 1-25			RPI 26-50			RPI 51-100			RPI 101+ Team's RPI: 328		
RPI	S	Opponent	Score	RPI	S	Opponent	Score	RPI	S	Opponent	Score
7	A	Baylor	32 140	27	A	Ohio St.	48 88	75	N	Gonzaga	41 71
10	N	Florida St.	35 98	35	N	Michigan	39 76	99	H	Mercer	48 71
LAST 12 Division I GAMES:											
213	H	Campbell	35 70	336	H	Longwood	78 72	135	A	Radford	49 74
336	A	Longwood	78 83	223	H	Presbyterian	39 78	135	H	Radford	50 60
264	H	High Point	57 70	213	A	Campbell	32 61	185	H	Col. of Charleston	64 95
135	A	Radford	49 74	246	A	Charleston So.	52 71	189	A	ETSU	45 62
307	H	Gardner-Webb	54 89	236	H	UNC Asheville	53 68	213	A	Campbell	32 61
241	A	Liberty	51 80	236	H	Longwood	78 72	213	H	Campbell	35 70
				135	H	Radford	50 60	222	H	Akron	59 80
								223	H	Presbyterian	39 78
								236	H	UNC Asheville	53 68
								241	A	Liberty	51 80
								246	A	Charleston So.	52 71
								263	H	Tennessee Tech	50 73
								264	A	High Point	43 88
								264	H	High Point	57 70
								307	H	Gardner-Webb	54 89
								336	A	Longwood	78 83
								336	H	Longwood	78 72
								346	H	South Carolina St.	55 63

Non-Div I Games: N.C. Wesleyan 89 40

Winthrop

Loss, Non-Conf, S Site, H Home A Away N Neutral

Average RPI Win:	224	WON-LOST	WINNING	LAST 10	STRENGTH OF	OPP. STRENGTH	TEAM	ADJ.	CONF.	ADJ CONF.
Average RPI Loss:	87	RECORD	PCT. RANK	GAMES	SCHEDULE	OF SCHEDULE	RPI	RPI	RPI	RPI
DIV. I ONLY	7- 20	299	2- 8	56	87	205	205	6	6	
DIV. I NON-CONF.	5- 8	218	0- 0	113	227	201	201	6	6	
TOTALS	RPI 1-25	RPI 26-50	W-L RECORDS	RPI 51-100	RPI 101-150	RPI 150+				
7- 20	0- 1	1- 7	OVERALL	0- 5	0- 4	6- 3				
4- 10	0- 0	0- 5	HOME	0- 2	0- 1	4- 2				
2- 9	0- 1	1- 2	AWAY	0- 3	0- 2	1- 1				
1- 1	0- 0	0- 0	NEUTRAL	0- 0	0- 1	1- 0				
5- 8	0- 0	1- 1	NON-CONFERENCE	0- 1	0- 4	4- 2				
2- 5	0- 0	0- 1	HOME	0- 1	0- 1	2- 2				
2- 2	0- 0	1- 0	AWAY	0- 0	0- 2	1- 0				
1- 1	0- 0	0- 0	NEUTRAL	0- 0	0- 1	1- 0				
2- 12	0- 1	0- 6	CONFERENCE	0- 4	0- 0	2- 1				
2- 5	0- 0	0- 4	HOME	0- 1	0- 0	2- 0				
0- 7	0- 1	0- 2	AWAY	0- 3	0- 0	0- 1				
0- 0	0- 0	0- 0	NEUTRAL	0- 0	0- 0	0- 0				

RPI 1-25				RPI 26-50				RPI 51-100				RPI 101+ Team's RPI: 205			
RPI	S	Opponent	Score	RPI	S	Opponent	Score	RPI	S	Opponent	Score	RPI	S	Opponent	Score
20	A	Maryland	40 89	27	A	Ohio St.	61 70	52	H	Dayton	64 83	101	A	Charlotte	48 63
				27	H	Ohio St.	68 96	59	A	Northwestern	43 63	106	N	Ole Miss	44 69
				35	A	Michigan	66 75	62	A	Minnesota	60 88	108	H	North Carolina	59 72
				35	H	Michigan	56 73	71	A	Penn St.	46 76	146	A	Milwaukee	63 80
				36	A	Green Bay	54 53	97	H	Purdue	57 79	177	H	Idaho St.	35 42
				40	H	Indiana	54 78					200	H	Nebraska	82 56
				46	H	Marquette	75 81					211	A	Rutgers	52 68
				49	H	Michigan St.	57 81					211	H	Rutgers	53 41
LAST 12 Division I GAMES:															
				211	H	Rutgers	53 41	40	H	Indiana	54 78	239	H	Butler	60 55
				20	A	Maryland	40 89	49	H	Michigan St.	57 81	262	H	Saint Francis (PA)	100 103
				35	A	Michigan	66 75	27	A	Ohio St.	61 70	268	N	Tennessee St.	80 70
				200	H	Nebraska	82 56	71	A	Penn St.	46 76	305	H	Mississippi Val.	103 61
				27	H	Ohio St.	68 96	97	H	Purdue	57 79	306	A	Illinois St.	64 46
				59	A	Northwestern	43 63	62	A	Minnesota	60 88				

Non-Div I Games:

Wisconsin

■ Loss,
■ Non-Conf,
■ S Site,
■ H Home
■ A Away
N Neutral

Average RPI Win: 277	WON-LOST	WINNING	LAST 10	STRENGTH OF	OPP. STRENGTH	TEAM	ADJ.	CONF.	ADJ CONF.
Average RPI Loss: 163	RECORD	PCT. RANK	GAMES	SCHEDULE	OF SCHEDULE	RPI	RPI	RPI	RPI
DIV. I ONLY	10- 14	218	0- 9	280	271	242	242	17	17
DIV. I NON-CONF.	8- 5	125	0- 0	311	316	173	173	20	20
TOTALS	RPI 1-25	RPI 26-50	W-L RECORDS	RPI 51-100	RPI 101-150	RPI 150+			
10- 14	0- 0	0- 1	OVERALL	0- 5	0- 0	10- 8			
5- 4	0- 0	0- 0	HOME	0- 2	0- 0	5- 2			
5- 8	0- 0	0- 1	AWAY	0- 1	0- 0	5- 6			
0- 2	0- 0	0- 0	NEUTRAL	0- 2	0- 0	0- 0			
8- 5	0- 0	0- 1	NON-CONFERENCE	0- 2	0- 0	8- 2			
3- 0	0- 0	0- 0	HOME	0- 0	0- 0	3- 0			
5- 3	0- 0	0- 1	AWAY	0- 0	0- 0	5- 2			
0- 2	0- 0	0- 0	NEUTRAL	0- 2	0- 0	0- 0			
2- 9	0- 0	0- 0	CONFERENCE	0- 3	0- 0	2- 6			
2- 4	0- 0	0- 0	HOME	0- 2	0- 0	2- 2			
0- 5	0- 0	0- 0	AWAY	0- 1	0- 0	0- 4			
0- 0	0- 0	0- 0	NEUTRAL	0- 0	0- 0	0- 0			

RPI S	Opponent	Score	RPI S	Opponent	Score	RPI S	Opponent	Score	RPI S	Opponent	Score	Team's RPI: 242
30	A North Carolina St.	40 80	80	N Florida	51 74	158	A Omaha	64 89				
			87	H Chattanooga	61 71	189	H ETSU	69 77				
			92	N Jacksonville	60 66	208	A UNCW	71 67				
			99	A Mercer	39 54	210	A UNCG	61 67				
			99	H Mercer	46 61	210	H UNCG	54 48				
						235	A Furman	60 65				
						235	H Furman	49 69				
						236	A UNC Asheville	65 84				
						246	A Charleston So.	59 45				
						248	A Samford	54 57				
						273	H Coastal Caro.	67 62				
						277	A Kennesaw St.	78 49				
						279	A North Florida	79 60				
						288	A Western Caro.	66 69				
						288	H Western Caro.	68 59				
						307	H Gardner-Webb	75 66				
						340	A N.C. Central	64 54				
						346	H South Carolina St.	66 65				
LAST 12 Division I GAMES:												
99	H Mercer	46 61	99	A Mercer	39 54							
235	A Furman	60 65	248	A Samford	54 57							
288	A Western Caro.	66 69	235	H Furman	49 69							
210	A UNCG	61 67	210	H UNCG	54 48							
189	H ETSU	69 77	288	H Western Caro.	68 59							
87	H Chattanooga	61 71	277	A Kennesaw St.	78 49							

Non-Div I Games: Montreat 71 30 Erskine 116 74

Wofford

Average RPI Win:	258	WON-LOST	WINNING	LAST 10	STRENGTH OF	OPP. STRENGTH	TEAM	ADJ.	CONF.	ADJ CONF.
Average RPI Loss:	99	RECORD	PCT. RANK	GAMES	SCHEDULE	OF SCHEDULE	RPI	RPI	RPI	RPI
DIV. I ONLY	19- 5	25	10- 0	333	162	136	136	20	20	
DIV. I NON-CONF.	6- 4	127	0- 0	345	82	245	245	21	21	
TOTALS	RPI 1-25	RPI 26-50	W-L RECORDS	RPI 51-100	RPI 101-150	RPI 150+				
19- 5	0- 0	0- 1	OVERALL	0- 1	1- 2	18- 1				
10- 1	0- 0	0- 0	HOME	0- 0	0- 1	10- 0				
9- 2	0- 0	0- 1	AWAY	0- 0	1- 0	8- 1				
0- 2	0- 0	0- 0	NEUTRAL	0- 1	0- 1	0- 0				
6- 4	0- 0	0- 0	NON-CONFERENCE	0- 1	0- 2	6- 1				
3- 1	0- 0	0- 0	HOME	0- 0	0- 1	3- 0				
3- 1	0- 0	0- 0	AWAY	0- 0	0- 0	3- 1				
0- 2	0- 0	0- 0	NEUTRAL	0- 1	0- 1	0- 0				
13- 1	0- 0	0- 1	CONFERENCE	0- 0	1- 0	12- 0				
7- 0	0- 0	0- 0	HOME	0- 0	0- 0	7- 0				
6- 1	0- 0	0- 1	AWAY	0- 0	1- 0	5- 0				
0- 0	0- 0	0- 0	NEUTRAL	0- 0	0- 0	0- 0				

RPI S	Opponent	Score	RPI S	Opponent	Score	RPI S	Opponent	Score	RPI S	Opponent	Score	Team's RPI: 136
36	A Green Bay	41 62	56	N Georgetown	60 67	109	H Kent St.	69 79	111	N Clemson	51 75	
						146	A Milwaukee	69 51	156	H Detroit Mercy	77 69	
						159	A Oakland	73 61	159	H Oakland	84 66	
						184	A Illinois	72 76	185	A Cleveland St.	65 60	
						185	H Cleveland St.	84 63	220	H Miami (OH)	65 57	
						263	A Tennessee Tech	65 54	292	A Northern Ky.	70 63	
						292	H Northern Ky.	67 47	297	H Eastern Ky.	85 73	
						310	H Youngstown St.	71 58	311	A Valparaiso	65 52	
						311	H Valparaiso	63 48	312	A Eastern Ill.	71 61	
						322	A Ill.-Chicago	73 54	322	H Ill.-Chicago	62 51	
						324	H Fort Wayne	62 51	335	A Chicago St.	71 65	
LAST 12 Division I GAMES:												
185	A Cleveland St.	65 60	311	A Valparaiso	65 52							
322	H Ill.-Chicago	62 51	322	A Ill.-Chicago	73 54							
311	H Valparaiso	63 48	159	A Oakland	73 61							
292	H Northern Ky.	67 47	292	A Northern Ky.	70 63							
159	H Oakland	84 66	185	H Cleveland St.	84 63							
156	H Detroit Mercy	77 69	310	H Youngstown St.	71 58							

Non-Div I Games: Grace (IN) 87 56 Cincinnati Christia85 61

Wright St.

■ Loss,
 ■ Non-Conf,
 ■ S Site,
 ■ Home
 ■ A Away
 N Neutral

Wyoming

Through Games Of Feb. 17, 2017

Average RPI Win:	224	WON-LOST	WINNING	LAST 10	STRENGTH OF	OPP. STRENGTH	TEAM	ADJ.	CONF.	ADJ CONF.
Average RPI Loss:	87	RECORD	PCT. RANK	GAMES	SCHEDULE	OF SCHEDULE	RPI	RPI	RPI	RPI
DIV. I ONLY	16- 7	69	6- 4	213	144	100	100	13	13	
DIV. I NON-CONF.	6- 3	97	0- 0	267	169	149	149	15	15	
TOTALS	RPI 1-25	RPI 26-50	W-L RECORDS	RPI 51-100	RPI 101-150	RPI 150+				
16- 7	0- 0	0- 2	OVERALL	3- 3	1- 1	12- 1				
11- 1	0- 0	0- 0	HOME	2- 0	1- 1	8- 0				
5- 6	0- 0	0- 2	AWAY	1- 3	0- 0	4- 1				
0- 0	0- 0	0- 0	NEUTRAL	0- 0	0- 0	0- 0				
6- 3	0- 0	0- 2	NON-CONFERENCE	2- 0	0- 1	4- 0				
4- 1	0- 0	0- 0	HOME	1- 0	0- 1	3- 0				
2- 2	0- 0	0- 2	AWAY	1- 0	0- 0	1- 0				
0- 0	0- 0	0- 0	NEUTRAL	0- 0	0- 0	0- 0				
10- 4	0- 0	0- 0	CONFERENCE	1- 3	1- 0	8- 1				
7- 0	0- 0	0- 0	HOME	1- 0	1- 0	5- 0				
3- 4	0- 0	0- 0	AWAY	0- 3	0- 0	3- 1				
0- 0	0- 0	0- 0	NEUTRAL	0- 0	0- 0	0- 0				

RPI 1-25				RPI 26-50				RPI 51-100				Team's RPI: 100		RPI 101+			
RPI	S	Opponent	Score	RPI	S	Opponent	Score	RPI	S	Opponent	Score			RPI	S	Opponent	Score
				34	A	Drake	50 63	54	A	Colorado St.	54 61			129	H	Idaho	71 74
				49	A	Michigan St.	51 63	63	H	South Dakota	69 62			148	H	New Mexico	68 52
								83	A	UNLV	46 51			169	A	Fresno St.	47 52
								83	H	UNLV	79 57			169	H	Fresno St.	70 48
								85	A	Colorado	82 75			193	A	Utah St.	71 48
								88	A	Boise St.	54 64			193	H	Utah St.	59 40
														194	H	San Jose St.	89 60
														269	H	San Diego St.	80 67
														283	H	Southern Utah	68 48
														286	A	Nevada	72 59
														308	H	Denver	59 49
														317	A	Air Force	66 54
														317	H	Air Force	73 41
														327	A	Montana	67 42
														342	H	Cal St. Fullerton	61 26
LAST 12 Division I GAMES:																	
				54	A	Colorado St.	54 61	83	A	UNLV	46 51						
				193	H	Utah St.	59 40	148	H	New Mexico	68 52						
				169	A	Fresno St.	47 52	194	H	San Jose St.	89 60						
				317	H	Air Force	73 41	286	A	Nevada	72 59						
				269	H	San Diego St.	80 67	193	A	Utah St.	71 48						
				88	A	Boise St.	54 64	169	H	Fresno St.	70 48						

Non-Div I Games: Adams St. 79 40 Chadron St. 74 50

Wyoming

■ Loss,
 ■ Non-Conf, S Site,
 ■ Home
 ■ Away
 N Neutral

Average RPI Win:	228	WON-LOST	WINNING	LAST 10	STRENGTH OF	OPP. STRENGTH	TEAM	ADJ.	CONF.	ADJ CONF.
Average RPI Loss:	73	RECORD	PCT. RANK	GAMES	SCHEDULE	OF SCHEDULE	RPI	RPI	RPI	RPI
DIV. I ONLY	11- 15	216	1- 9	121	84	182	182	7	7	
DIV. I NON-CONF.	8- 3	67	0- 0	210	251	114	114	7	7	
TOTALS	RPI 1-25	RPI 26-50	W-L RECORDS	RPI 51-100	RPI 101-150	RPI 150+				
11- 15	0- 4	1- 2	OVERALL	0- 6	1- 1	9- 2				
7- 6	0- 1	1- 1	HOME	0- 3	0- 0	6- 1				
3- 7	0- 2	0- 1	AWAY	0- 3	1- 0	2- 1				
1- 2	0- 1	0- 0	NEUTRAL	0- 0	0- 1	1- 0				
8- 3	0- 1	1- 0	NON-CONFERENCE	0- 1	1- 1	6- 0				
6- 0	0- 0	1- 0	HOME	0- 0	0- 0	5- 0				
1- 1	0- 0	0- 0	AWAY	0- 1	1- 0	0- 0				
1- 2	0- 1	0- 0	NEUTRAL	0- 0	0- 1	1- 0				
3- 12	0- 3	0- 2	CONFERENCE	0- 5	0- 0	3- 2				
1- 6	0- 1	0- 1	HOME	0- 3	0- 0	1- 1				
2- 6	0- 2	0- 1	AWAY	0- 2	0- 0	2- 1				
0- 0	0- 0	0- 0	NEUTRAL	0- 0	0- 0	0- 0				

RPI 1-25				RPI 26-50				RPI 51-100				RPI 101+ Team's RPI: 182			
RPI	S	Opponent	Score	RPI	S	Opponent	Score	RPI	S	Opponent	Score	RPI	S	Opponent	Score
15	N	Oklahoma	69 81	35	H	Michigan	61 58	51	A	Villanova	71 76	120	N	Southern Miss.	59 73
17	A	DePaul	69 85	46	A	Marquette	61 85	51	H	Villanova	47 72	142	A	Cincinnati	72 61
17	H	DePaul	43 70	46	H	Marquette	71 86	56	H	Georgetown	64 69	176	A	Providence	54 51
21	A	Creighton	52 63					67	A	St. John's (NY)	55 64	199	A	Seton Hall	62 71
								67	H	St. John's (NY)	48 65	199	H	Seton Hall	72 64
								78	A	Wake Forest	45 58	239	A	Butler	53 43
												239	H	Butler	62 65
												268	H	Tennessee St.	63 54
												272	H	Southeast Mo. St.	54 48
												277	N	Kennesaw St.	75 52
												278	H	Ark.-Pine Bluff	62 41
												279	H	North Florida	83 46
												348	H	Delaware St.	86 53
LAST 12 Division I GAMES:															
51	A	Villanova	71 76	51	H	Villanova	47 72								
46	H	Marquette	71 86	56	H	Georgetown	64 69								
17	H	DePaul	43 70	17	A	DePaul	69 85								
239	A	Butler	53 43	46	A	Marquette	61 85								
67	A	St. John's (NY)	55 64	239	H	Butler	62 65								
199	A	Seton Hall	62 71	199	H	Seton Hall	72 64								

Non-Div I Games:

Xavier

■ Loss,
■ Non-Conf,
■ S Site,
■ H Home
■ A Away
N Neutral

Average RPI Win:	240	WON-LOST	WINNING	LAST 10	STRENGTH OF	OPP. STRENGTH	TEAM	ADJ.	CONF.	ADJ CONF.
Average RPI Loss:	129	RECORD	PCT. RANK	GAMES	SCHEDULE	OF SCHEDULE	RPI	RPI	RPI	RPI
DIV. I ONLY	11- 11	169	3- 7	163	206	153	153	9	9	
DIV. I NON-CONF.	9- 4	85	2- 1	274	282	121	121	10	10	
TOTALS	RPI 1-25	RPI 26-50	W-L RECORDS	RPI 51-100	RPI 101-150	RPI 150+				
11- 11	0- 2	0- 0	OVERALL	1- 1	1- 3	9- 5				
4- 4	0- 0	0- 0	HOME	0- 0	1- 2	3- 2				
7- 7	0- 2	0- 0	AWAY	1- 1	0- 1	6- 3				
0- 0	0- 0	0- 0	NEUTRAL	0- 0	0- 0	0- 0				
9- 4	0- 1	0- 0	NON-CONFERENCE	1- 0	1- 0	7- 3				
3- 1	0- 0	0- 0	HOME	0- 0	1- 0	2- 1				
6- 3	0- 1	0- 0	AWAY	1- 0	0- 0	5- 2				
0- 0	0- 0	0- 0	NEUTRAL	0- 0	0- 0	0- 0				
2- 7	0- 1	0- 0	CONFERENCE	0- 1	0- 3	2- 2				
1- 3	0- 0	0- 0	HOME	0- 0	0- 2	1- 1				
1- 4	0- 1	0- 0	AWAY	0- 1	0- 1	1- 1				
0- 0	0- 0	0- 0	NEUTRAL	0- 0	0- 0	0- 0				

RPI 1-25				RPI 26-50				RPI 51-100				RPI 101+ Team's RPI: 153			
RPI	S	Opponent	Score	RPI	S	Opponent	Score	RPI	S	Opponent	Score	RPI	S	Opponent	Score
12	A	Stanford	44 102					79	A	Penn	55 66	121	A	Princeton	62 74
25	A	Harvard	56 76					86	A	New Hampshire	64 58	121	H	Princeton	47 69
												133	H	Cornell	63 76
												145	H	Albany (NY)	64 53
												155	A	Brown	73 76
												155	H	Brown	73 51
												160	A	Army West Point	55 59
												167	H	Boston College	64 71
												178	H	Columbia	68 72
												202	H	Binghamton	57 48
												232	A	Dartmouth	57 50
												243	A	UC Santa Barbara	64 60
												271	A	Manhattan	57 63
												284	H	Vermont	77 48
												306	A	Illinois St.	59 45
												319	A	Holy Cross	71 70
												334	A	Wagner	66 52
												338	A	LIU Brooklyn	75 44
LAST 12 Division I GAMES:															
121	H	Princeton	47 69	155	A	Brown	73 76								
25	A	Harvard	56 76	121	A	Princeton	62 74								
232	A	Dartmouth	57 50	79	A	Penn	55 66								
133	H	Cornell	63 76	243	A	UC Santa Barbara	64 60								
178	H	Columbia	68 72	12	A	Stanford	44 102								
155	H	Brown	73 51	86	A	New Hampshire	64 58								

Non-Div I Games:

Yale

Average RPI Win:	282	WON-LOST	WINNING	LAST 10	STRENGTH OF	OPP. STRENGTH	TEAM	ADJ.	CONF.	ADJ CONF.
Average RPI Loss:	174	RECORD	PCT. RANK	GAMES	SCHEDULE	OF SCHEDULE	RPI	RPI	RPI	RPI
DIV. I ONLY	7- 17	284	3- 7	290	223	310	310	20	20	
DIV. I NON-CONF.	2- 7	284	0- 0	320	217	335	335	21	21	
TOTALS	RPI 1-25	RPI 26-50	W-L RECORDS	RPI 51-100	RPI 101-150	RPI 150+				
7- 17	0- 0	0- 2	OVERALL	0- 0	0- 6	7- 9				
5- 5	0- 0	0- 1	HOME	0- 0	0- 2	5- 2				
1- 12	0- 0	0- 1	AWAY	0- 0	0- 4	1- 7				
1- 0	0- 0	0- 0	NEUTRAL	0- 0	0- 0	1- 0				
2- 7	0- 0	0- 0	NON-CONFERENCE	0- 0	0- 3	2- 4				
1- 3	0- 0	0- 0	HOME	0- 0	0- 1	1- 2				
0- 4	0- 0	0- 0	AWAY	0- 0	0- 2	0- 2				
1- 0	0- 0	0- 0	NEUTRAL	0- 0	0- 0	1- 0				
5- 10	0- 0	0- 2	CONFERENCE	0- 0	0- 3	5- 5				
4- 2	0- 0	0- 1	HOME	0- 0	0- 1	4- 0				
1- 8	0- 0	0- 1	AWAY	0- 0	0- 2	1- 5				
0- 0	0- 0	0- 0	NEUTRAL	0- 0	0- 0	0- 0				

RPI S	Opponent	Score	RPI S	Opponent	Score	RPI S	Opponent	Score	RPI S	Opponent	Score	Team's RPI: 310
36	A Green Bay	41 75	36	H Green Bay	51 84	109	A Kent St.	60 75	133	H Cornell	75 80	
						136	A Wright St.	58 71	138	A Pittsburgh	50 63	
						146	A Milwaukee	82 86	146	H Milwaukee	74 78	
						156	A Detroit Mercy	63 80	159	A Oakland	54 80	
						185	A Cleveland St.	68 71	185	H Cleveland St.	92 67	
						196	H American	64 77	222	H Akron	74 76	
						257	A Hawaii	50 72	262	H Saint Francis (PA)	69 68	
						282	N Sacramento St.	102 94	292	A Northern Ky.	81 87	
						292	H Northern Ky.	77 73	303	A Northern Ariz.	49 70	
						311	A Valparaiso	60 77	311	H Valparaiso	76 70	
						322	A Ill.-Chicago	65 59	322	H Ill.-Chicago	70 54	
LAST 12 Division I GAMES:												
292	H Northern Ky.	77 73	36	H Green Bay	51 84	159	A Oakland	54 80	185	H Cleveland St.	92 67	
36	A Green Bay	41 75	156	A Detroit Mercy	63 80	311	H Valparaiso	76 70	322	H Ill.-Chicago	70 54	
146	A Milwaukee	82 86	185	H Cleveland St.	92 67							
322	A Ill.-Chicago	65 59										
311	A Valparaiso	60 77										
146	H Milwaukee	74 78										

Non-Div I Games: Point Park 84 71 Tiffin 84 62

Youngstown St.

Loss, Non-Conf, S Site, H Home A Away N Neutral