

Average RPI Win: 301
Average RPI Loss: 176

WON-LOST
RECORD

WINNING
PCT. RANK

LAST 10
GAMES

STRENGTH OF
SCHEDULE

OPP. STRENGTH
OF SCHEDULE

TEAM
RPI

ADJ.
RPI

CONF.
RPI

ADJ CONF.
RPI

DIV. I ONLY	11- 9	144	7- 3	332	341	244	244	26	26
DIV. I NON-CONF.	3- 4	209	0- 0	267	348	255	255	25	25
TOTALS	RPI 1-25	RPI 26-50	W-L RECORDS	RPI 51-100	RPI 101-999	RPI 201+			
11- 9	0- 0	0- 0	OVERALL	0- 1	11- 8	11- 4			
6- 3	0- 0	0- 0	HOME	0- 1	6- 2	6- 0			
3- 6	0- 0	0- 0	AWAY	0- 0	3- 1	3- 1			
2- 0	0- 0	0- 0	NEUTRAL	0- 0	2- 0	2- 0			
3- 4	0- 0	0- 0	NON-CONFERENCE	0- 1	3- 3	3- 2			
1- 1	0- 0	0- 0	HOME	0- 1	1- 0	1- 0			
0- 3	0- 0	0- 0	AWAY	0- 0	0- 3	0- 2			
2- 0	0- 0	0- 0	NEUTRAL	0- 0	2- 0	2- 0			
8- 5	0- 0	0- 0	CONFERENCE	0- 0	8- 5	8- 2			
5- 2	0- 0	0- 0	HOME	0- 0	5- 2	5- 0			
3- 3	0- 0	0- 0	AWAY	0- 0	3- 3	3- 2			
0- 0	0- 0	0- 0	NEUTRAL	0- 0	0- 0	0- 0			

RPI 1-25				RPI 26-50				RPI 51-100				RPI 101+ Team's RPI: 244			
RPI	S	Opponent	Score	RPI	S	Opponent	Score	RPI	S	Opponent	Score	RPI	S	Opponent	Score
								93	H	Rice	56 67	115	H	Lamar University	31 70
												119	H	Central Ark.	50 58
												121	A	SFA	58 59
												151	A	UTEP	49 69
												211	A	Abilene Christian	59 61
												226	A	New Orleans	49 66
												226	H	New Orleans	75 68
												239	A	New Mexico St.	61 70
												245	H	Nicholls St.	76 55
												268	N	Prairie View	72 62
												296	H	Southeastern La.	56 52
												311	A	UTRGV	53 56
												311	H	UTRGV	71 41
												312	A	Incarnate Word	62 58
												322	A	Northwestern St.	62 56
												323	H	Houston Baptist	50 49
												334	A	Sam Houston St.	67 57
												334	H	Sam Houston St.	62 48
												344	N	Florida A&M	58 55
LAST 12 Division I GAMES:															
121	A	SFA	58 59	211	A	Abilene Christian	59 61								
226	H	New Orleans	75 68	245	H	Nicholls St.	76 55								
334	H	Sam Houston St.	62 48	226	A	New Orleans	49 66								
312	A	Incarnate Word	62 58	334	A	Sam Houston St.	67 57								
296	H	Southeastern La.	56 52	322	A	Northwestern St.	62 56								
323	H	Houston Baptist	50 49	115	H	Lamar University	31 70								

Non-Div I Games: Tex. A&M Int'l 53 34 St. Thomas Houston 72 42 McMurry 62 43 Texas Lutheran 87 56 A&M-Corpus Christi

Loss, Non-Conf, S Site, H Home A Away N Neutral

Average RPI Win: 279	WON-LOST RECORD	WINNING PCT. RANK	LAST 10 GAMES	STRENGTH OF SCHEDULE	OPP. STRENGTH OF SCHEDULE	TEAM RPI	ADJ. RPI	CONF. RPI	ADJ CONF. RPI
Average RPI Loss: 135									

DIV. I ONLY	11- 8	133	6- 4	312	269	211	211	26	26
DIV. I NON-CONF.	2- 4	239	0- 0	115	131	224	224	25	25

TOTALS	RPI 1-25	RPI 26-50	W-L RECORDS	RPI 51-100	RPI 101-999	RPI 201+			
11- 8	0- 0	0- 1	OVERALL	0- 0	11- 7	10- 1			
8- 1	0- 0	0- 1	HOME	0- 0	8- 0	7- 0			
2- 6	0- 0	0- 0	AWAY	0- 0	2- 6	2- 1			
1- 1	0- 0	0- 0	NEUTRAL	0- 0	1- 1	1- 0			
2- 4	0- 0	0- 1	NON-CONFERENCE	0- 0	2- 3	1- 0			
1- 1	0- 0	0- 1	HOME	0- 0	1- 0	0- 0			
0- 2	0- 0	0- 0	AWAY	0- 0	0- 2	0- 0			
1- 1	0- 0	0- 0	NEUTRAL	0- 0	1- 1	1- 0			
9- 4	0- 0	0- 0	CONFERENCE	0- 0	9- 4	9- 1			
7- 0	0- 0	0- 0	HOME	0- 0	7- 0	7- 0			
2- 4	0- 0	0- 0	AWAY	0- 0	2- 4	2- 1			
0- 0	0- 0	0- 0	NEUTRAL	0- 0	0- 0	0- 0			

RPI 1-25	RPI 26-50	RPI 51-100	RPI 101+	Team's RPI: 211
RPI S Opponent Score	RPI S Opponent Score	RPI S Opponent Score	RPI S Opponent Score	
	49 H FGCU 55 94		105 A Arkansas 65 79	
			115 A Lamar University 71 77	
			119 A Central Ark. 45 63	
			121 A SFA 55 66	
			134 H Idaho 82 72	
			139 N Radford 65 71	
			186 A SMU 44 65	
			226 H New Orleans 80 70	
			244 H A&M-Corpus Christi 61 59	
			245 A Nicholls St. 60 81	
			263 A McNeese 80 75	
			280 N Old Dominion 74 60	
			296 H Southeastern La. 86 80	
			312 H Incarnate Word 58 56	
			322 H Northwestern St. 80 41	
			323 H Houston Baptist 80 68	
			334 A Sam Houston St. 75 72	
			334 H Sam Houston St. 83 65	
LAST 12 Division I GAMES:				
312 H Incarnate Word 58 56	121 A SFA 55 66			
245 A Nicholls St. 60 81	322 H Northwestern St. 80 41			
334 A Sam Houston St. 75 72	323 H Houston Baptist 80 68			
115 A Lamar University 71 77	296 H Southeastern La. 86 80			
244 H A&M-Corpus Christi 61 59	263 A McNeese 80 75			
119 A Central Ark. 45 63	334 H Sam Houston St. 83 65			

Non-Div I Games:	Schreiner	97 48	Southwest (NM)	91 47	Howard Payne	88 46	Midwestern St.	88 67
Abilene Christian								

Loss, Non-Conf, S Site, H Home A Away N Neutral

Average RPI Win:	270	WON-LOST	WINNING	LAST 10	STRENGTH OF	OPP. STRENGTH	TEAM	ADJ.	CONF.	ADJ CONF.
Average RPI Loss:	151	RECORD	PCT. RANK	GAMES	SCHEDULE	OF SCHEDULE	RPI	RPI	RPI	RPI
DIV. I ONLY	2- 21	339	2- 8	106	194	307	307	16	16	
DIV. I NON-CONF.	0- 10	337	0- 0	105	277	321	321	14	14	

TOTALS	RPI 1-25	RPI 26-50	W-L RECORDS	RPI 51-100	RPI 101-999	RPI 201+				
2- 21	0- 1	0- 0	OVERALL	0- 5	2- 15	2- 3				
2- 10	0- 1	0- 0	HOME	0- 2	2- 7	2- 1				
0- 11	0- 0	0- 0	AWAY	0- 3	0- 8	0- 2				
0- 0	0- 0	0- 0	NEUTRAL	0- 0	0- 0	0- 0				
0- 10	0- 1	0- 0	NON-CONFERENCE	0- 1	0- 8	0- 2				
0- 5	0- 1	0- 0	HOME	0- 0	0- 4	0- 0				
0- 5	0- 0	0- 0	AWAY	0- 1	0- 4	0- 2				
0- 0	0- 0	0- 0	NEUTRAL	0- 0	0- 0	0- 0				
2- 11	0- 0	0- 0	CONFERENCE	0- 4	2- 7	2- 1				
2- 5	0- 0	0- 0	HOME	0- 2	2- 3	2- 1				
0- 6	0- 0	0- 0	AWAY	0- 2	0- 4	0- 0				
0- 0	0- 0	0- 0	NEUTRAL	0- 0	0- 0	0- 0				

RPI 1-25				RPI 26-50				RPI 51-100				RPI 101+ Team's RPI: 307			
RPI	S	Opponent	Score	RPI	S	Opponent	Score	RPI	S	Opponent	Score	RPI	S	Opponent	Score
4	H	Louisville	50 62					79	A	Navy	64 71	114	A	Colorado St.	50 61
								87	A	New Mexico	49 57	114	H	Colorado St.	39 40
								87	H	New Mexico	59 88	142	H	Colorado	43 68
								91	A	UNLV	57 69	143	A	SIUE	40 76
								91	H	UNLV	59 67	146	A	Fresno St.	48 64
												146	H	Fresno St.	58 64
												163	H	Eastern Wash.	63 65
												165	A	Boise St.	46 49
												172	A	Weber St.	52 62
												173	H	Army West Point	59 65
												176	H	Denver	54 75
												200	A	Nevada	60 70
												247	H	San Diego St.	61 51
												250	H	San Jose St.	74 75
												292	H	Utah St.	57 50
												308	A	FIU	69 70
												328	A	Utah Valley	56 59

LAST 12 Division I GAMES:															
				91	H	UNLV	59 67	292	H	Utah St.	57 50				
				87	A	New Mexico	49 57	114	H	Colorado St.	39 40				
				114	A	Colorado St.	50 61	250	H	San Jose St.	74 75				
				247	H	San Diego St.	61 51	91	A	UNLV	57 69				
				146	A	Fresno St.	48 64	200	A	Nevada	60 70				
				165	A	Boise St.	46 49	146	H	Fresno St.	58 64				

Non-Div I Games: Colo. Christian 66 68

Air Force

Loss,
Non-Conf,
S Site,
H Home
A Away
N Neutral

Average RPI Win: 229

Average RPI Loss: 76

WON-LOST
RECORDWINNING
PCT. RANKLAST 10
GAMESSTRENGTH OF
SCHEDULEOPP. STRENGTH
OF SCHEDULETEAM
RPIADJ.
RPICONF.
RPIADJ CONF.
RPIDIV. I ONLY
DIV. I NON-CONF.7- 16
5- 5273
1702- 8
0- 059
96100
212213
171213
1717
87
8

TOTALS

RPI 1-25

RPI 26-50

W-L RECORDS

RPI 51-100

RPI 101-999

RPI 201+

7- 16

0- 3

0- 3

OVERALL

0- 5

7- 5

4- 1

5- 8

0- 3

0- 2

HOME

0- 0

5- 3

3- 1

1- 7

0- 0

0- 1

AWAY

0- 4

1- 2

1- 0

1- 1

0- 0

0- 0

NEUTRAL

0- 1

1- 0

0- 0

5- 5

0- 1

0- 1

NON-CONFERENCE

0- 2

5- 1

3- 0

4- 2

0- 1

0- 1

HOME

0- 0

4- 0

3- 0

0- 2

0- 0

0- 0

AWAY

0- 1

0- 1

0- 0

1- 1

0- 0

0- 0

NEUTRAL

0- 1

1- 0

0- 0

2- 11

0- 2

0- 2

CONFERENCE

0- 3

2- 4

1- 1

1- 6

0- 2

0- 1

HOME

0- 0

1- 3

0- 1

1- 5

0- 0

0- 1

AWAY

0- 3

1- 1

1- 0

0- 0

0- 0

0- 0

NEUTRAL

0- 0

0- 0

0- 0

RPI 1-25

RPI 26-50

RPI 51-100

RPI 101+

Team's RPI: 213

RPI	S	Opponent	Score
14	H	Buffalo	66 89
18	H	Maryland	54 75
25	H	Central Mich.	86 95

RPI	S	Opponent	Score
40	A	Ball St.	65 97
40	H	Ball St.	61 74
49	H	FGCU	63 82

RPI	S	Opponent	Score
58	A	Duquesne	60 66
62	A	Tol edo	54 60
65	N	Harvard	63 76
83	A	Ohio	67 70
90	A	Mi ami (OH)	67 75

RPI	S	Opponent	Score
109	A	Western Mi ch.	60 76
109	H	Western Mi ch.	51 59
124	A	Bucknell	52 63
127	H	Northern Ill.	61 84
141	H	Kent St.	75 60
143	N	SIUE	59 58
182	H	Youngstown St.	75 58
205	H	Bowling Green	64 66
210	A	Eastern Mi ch.	77 65
293	H	Eastern Ky.	62 45
296	H	Southeastern La.	66 54
341	H	Winthrop	69 43

LAST 12 Division I GAMES:

210	A	Eastern Mi ch.	77 65	25	H	Central Mi ch.	86 95
127	H	Northern Ill.	61 84	90	A	Miami (OH)	67 75
109	A	Western Mi ch.	60 76	205	H	Bowling Green	64 66
40	A	Ball St.	65 97	40	H	Ball St.	61 74
141	H	Kent St.	75 60	83	A	Ohio	67 70
109	H	Western Mi ch.	51 59	62	A	Tol edo	54 60

Non-Div I Games: Ohio Christian 93 33

Akron

Loss, Non-Conf, S Site, H Home A Away N Neutral

Average RPI Win: 176

Average RPI Loss: 51

WON-LOST
RECORDWINNING
PCT. RANKLAST 10
GAMESSTRENGTH OF
SCHEDULEOPP. STRENGTH
OF SCHEDULETEAM
RPIADJ.
RPICONF.
RPIADJ CONF.
RPIDIV. I ONLY
DIV. I NON-CONF.16- 10
10- 3106
524- 6
0- 078
18277
28585
8585
852
22
2

TOTALS

RPI 1-25

RPI 26-50

W-L RECORDS

RPI 51-100

RPI 101-999

RPI 201+

16- 10

1- 5

1- 0

OVERALL

2- 3

12- 2

6- 0

10- 4

0- 3

1- 0

HOME

2- 0

7- 1

4- 0

6- 4

1- 1

0- 0

AWAY

0- 2

5- 1

2- 0

0- 2

0- 1

0- 0

NEUTRAL

0- 1

0- 0

0- 0

10- 3

0- 1

0- 0

NON-CONFERENCE

2- 2

8- 0

6- 0

8- 0

0- 0

0- 0

HOME

2- 0

6- 0

4- 0

2- 1

0- 0

0- 0

AWAY

0- 1

2- 0

2- 0

0- 2

0- 1

0- 0

NEUTRAL

0- 1

0- 0

0- 0

6- 7

1- 4

1- 0

CONFERENCE

0- 1

4- 2

0- 0

2- 4

0- 3

1- 0

HOME

0- 0

1- 1

0- 0

4- 3

1- 1

0- 0

AWAY

0- 1

3- 1

0- 0

0- 0

0- 0

0- 0

NEUTRAL

0- 0

0- 0

0- 0

RPI 1-25

RPI 26-50

RPI 51-100 Team's RPI: 85

RPI 101+

RPI	S	Opponent	Score
3	A	Mississippi St.	61 75
10	A	Tennessee	72 63
15	H	South Carolina	66 79
16	H	Missouri	56 62
19	N	NC State	49 68
21	H	Texas A&M	54 73

RPI	S	Opponent	Score
26	H	LSU	65 51

RPI	S	Opponent	Score
56	N	Elon	55 60
77	A	TCU	67 88
89	H	Jacksonville	75 60
94	H	Utah	65 60
95	A	Kentucky	54 79

RPI	S	Opponent	Score
102	A	Auburn	60 69
105	A	Arkansas	83 76
105	H	Arkansas	66 74
106	H	Missouri St.	65 61
128	H	Vanderbilt	77 75
138	A	Ole Miss	82 79
160	A	Florida	63 54
186	H	SMU	59 44
237	H	Grambling	73 49
264	A	Lipscomb	73 51
298	H	Murray St.	68 47
317	H	Alabama A&M	90 32
321	A	Ga. Southern	84 36
344	H	Florida A&M	91 55

LAST 12 Division I GAMES:

10	A	Tennessee	72 63	128	H	Vanderbilt	77 75
138	A	Ole Miss	82 79	21	H	Texas A&M	54 73
15	H	South Carolina	66 79	3	A	Mississippi St.	61 75
105	H	Arkansas	66 74	26	H	LSU	65 51
102	A	Auburn	60 69	105	A	Arkansas	83 76
95	A	Kentucky	54 79	160	A	Florida	63 54

Non-Div I Games:

Alabama

Loss,
Non-Conf,
S Site,
H Home
A Away
N Neutral

Average RPI Win:	322	WON-LOST	WINNING	LAST 10	STRENGTH OF	OPP. STRENGTH	TEAM	ADJ.	CONF.	ADJ CONF.
Average RPI Loss:	228	RECORD	PCT. RANK	GAMES	SCHEDULE	OF SCHEDULE	RPI	RPI	RPI	RPI
DIV. I ONLY	9- 14	232	4- 6	347	344	317	317	32	32	
DIV. I NON-CONF.	5- 6	187	0- 0	311	334	241	241	32	32	

TOTALS	RPI 1-25	RPI 26-50	W-L RECORDS	RPI 51-100	RPI 101-999	RPI 201+				
9- 14	0- 0	0- 0	OVERALL	0- 2	9- 12	9- 9				
4- 4	0- 0	0- 0	HOME	0- 0	4- 4	4- 4				
5- 9	0- 0	0- 0	AWAY	0- 0	5- 6	5- 5				
0- 1	0- 0	0- 0	NEUTRAL	0- 0	0- 1	0- 0				
5- 6	0- 0	0- 0	NON-CONFERENCE	0- 2	5- 4	5- 2				
2- 1	0- 0	0- 0	HOME	0- 0	2- 1	2- 1				
3- 4	0- 0	0- 0	AWAY	0- 2	3- 2	3- 1				
0- 1	0- 0	0- 0	NEUTRAL	0- 0	0- 1	0- 0				
4- 8	0- 0	0- 0	CONFERENCE	0- 0	4- 8	4- 7				
2- 3	0- 0	0- 0	HOME	0- 0	2- 3	2- 3				
2- 5	0- 0	0- 0	AWAY	0- 0	2- 5	2- 4				
0- 0	0- 0	0- 0	NEUTRAL	0- 0	0- 0	0- 0				

RPI 1-25				RPI 26-50				RPI 51-100				RPI 101+				Team's RPI: 317	
RPI	S	Opponent	Score	RPI	S	Opponent	Score	RPI	S	Opponent	Score	RPI	S	Opponent	Score		
								68	A	UAB	58	85	158	N	Hartford	47	56
								85	A	Alabama	32	90	185	A	Southern U.	62	77
													196	A	Jacksonville St.	33	49
													233	H	Texas Southern	49	55
													236	H	Austin Peay	52	55
													237	A	Grambling	49	78
													264	A	Lipscomb	50	66
													268	H	Prairie View	48	55
													296	A	Southeastern La.	76	74
													298	H	Murray St.	71	54
													302	A	Alabama St.	78	69
													302	H	Alabama St.	44	55
													304	A	Alcorn	52	57
													308	A	FIU	58	51
													310	A	Jackson St.	43	59
													332	A	Tennessee St.	77	75
													337	A	Mississippi Val.	57	49
													337	H	Mississippi Val.	65	48
													339	A	Ark.-Pine Bluff	48	57
													339	H	Ark.-Pine Bluff	52	49
													349	H	Evansville	70	56
LAST 12 Division I GAMES:																	
302	H	Alabama St.	44	55	304	A	Alcorn	52	57								
337	A	Mississippi Val.	57	49	302	A	Alabama St.	78	69								
339	A	Ark.-Pine Bluff	48	57	337	H	Mississippi Val.	65	48								
268	H	Prairie View	48	55	339	H	Ark.-Pine Bluff	52	49								
233	H	Texas Southern	49	55	310	A	Jackson St.	43	59								
185	A	Southern U.	62	77	237	A	Grambling	49	78								

Non-Div I Games:

Alabama A&M

■ Loss,
 ■ Non-Conf,
 ■ S Site,
 ■ Home
 ■ A Away
 N Neutral

Average RPI Win:	323	WON-LOST	WINNING	LAST 10	STRENGTH OF	OPP. STRENGTH	TEAM	ADJ.	CONF.	ADJ CONF.
Average RPI Loss:	178	RECORD	PCT. RANK	GAMES	SCHEDULE	OF SCHEDULE	RPI	RPI	RPI	RPI
DIV. I ONLY	6- 16	290	5- 5	267	337	302	302	32	32	
DIV. I NON-CONF.	1- 9	318	0- 0	31	156	253	253	32	32	

TOTALS	RPI 1-25	RPI 26-50	W-L RECORDS	RPI 51-100	RPI 101-999	RPI 201+				
6- 16	0- 2	0- 0	OVERALL	0- 2	6- 12	6- 6				
4- 4	0- 0	0- 0	HOME	0- 0	4- 4	4- 2				
2- 11	0- 2	0- 0	AWAY	0- 2	2- 7	2- 4				
0- 1	0- 0	0- 0	NEUTRAL	0- 0	0- 1	0- 0				
1- 9	0- 2	0- 0	NON-CONFERENCE	0- 2	1- 5	1- 0				
1- 2	0- 0	0- 0	HOME	0- 0	1- 2	1- 0				
0- 6	0- 2	0- 0	AWAY	0- 2	0- 2	0- 0				
0- 1	0- 0	0- 0	NEUTRAL	0- 0	0- 1	0- 0				
5- 7	0- 0	0- 0	CONFERENCE	0- 0	5- 7	5- 6				
3- 2	0- 0	0- 0	HOME	0- 0	3- 2	3- 2				
2- 5	0- 0	0- 0	AWAY	0- 0	2- 5	2- 4				
0- 0	0- 0	0- 0	NEUTRAL	0- 0	0- 0	0- 0				

RPI 1-25				RPI 26-50				RPI 51-100				RPI 101+ Team's RPI: 302			
RPI	S	Opponent	Score	RPI	S	Opponent	Score	RPI	S	Opponent	Score	RPI	S	Opponent	Score
10	A	Tennessee	51 104					51	A	Miami (FL)	31 79	121	N	SFA	50 77
15	A	South Carolina	31 99					68	A	UAB	44 61	137	H	South Ala.	47 59
												148	A	Samford	39 58
												179	H	Troy	63 93
												185	A	Southern U.	58 66
												199	A	Southern Miss.	35 72
												233	H	Texas Southern	39 71
												237	A	Grambling	71 93
												268	H	Prairie View	70 68
												304	A	Alcorn	41 73
												310	A	Jackson St.	61 70
												317	A	Alabama A&M	55 44
												317	H	Alabama A&M	69 78
												337	A	Mississippi Val.	70 62
												337	H	Mississippi Val.	76 41
												339	A	Ark.-Pine Bluff	53 55
												339	H	Ark.-Pine Bluff	63 54
												342	H	Savannah St.	81 61

LAST 12 Division I GAMES:															
317	A	Alabama A&M	55 44	185	A	Southern U.	58 66								
339	A	Ark.-Pine Bluff	53 55	317	H	Alabama A&M	69 78								
337	A	Mississippi Val.	70 62	339	H	Ark.-Pine Bluff	63 54								
233	H	Texas Southern	39 71	337	H	Mississippi Val.	76 41								
268	H	Prairie View	70 68	237	A	Grambling	71 93								
304	A	Alcorn	41 73	310	A	Jackson St.	61 70								

Non-Div I Games: Mobile 61 50

Alabama St.

■ Loss,
 ■ Non-Conf,
 ■ S Site,
 ■ Home
 ■ Away
 N Neutral

Average RPI Win:	218	WON-LOST	WINNING	LAST 10	STRENGTH OF	OPP. STRENGTH	TEAM	ADJ.	CONF.	ADJ CONF.
Average RPI Loss:	139	RECORD	PCT. RANK	GAMES	SCHEDULE	OF SCHEDULE	RPI	RPI	RPI	RPI
DIV. I ONLY	21- 5	24	8- 2	226	228	80	80	20	20	
DIV. I NON-CONF.	11- 2	22	0- 0	194	166	58	58	24	24	

TOTALS	RPI 1-25	RPI 26-50	W-L RECORDS	RPI 51-100	RPI 101-999	RPI 201+				
21- 5	0- 1	0- 0	OVERALL	3- 1	18- 3	12- 1				
11- 1	0- 0	0- 0	HOME	3- 1	8- 0	5- 0				
8- 4	0- 1	0- 0	AWAY	0- 0	8- 3	7- 1				
2- 0	0- 0	0- 0	NEUTRAL	0- 0	2- 0	0- 0				
11- 2	0- 1	0- 0	NON-CONFERENCE	2- 1	9- 0	6- 0				
4- 1	0- 0	0- 0	HOME	2- 1	2- 0	2- 0				
5- 1	0- 1	0- 0	AWAY	0- 0	5- 0	4- 0				
2- 0	0- 0	0- 0	NEUTRAL	0- 0	2- 0	0- 0				
10- 3	0- 0	0- 0	CONFERENCE	1- 0	9- 3	6- 1				
7- 0	0- 0	0- 0	HOME	1- 0	6- 0	3- 0				
3- 3	0- 0	0- 0	AWAY	0- 0	3- 3	3- 1				
0- 0	0- 0	0- 0	NEUTRAL	0- 0	0- 0	0- 0				

RPI	S	Opponent	Score	RPI	S	Opponent	Score	RPI	S	Opponent	Score	RPI	S	Opponent	Score
18	A	Maryland	58 91					52	H	St. John's (NY)	66 71	127	N	Northern Ill.	97 91
								76	H	Fordham	59 52	144	N	Southern Ill.	68 57
								83	H	Maine	68 54	147	H	Binghamton	63 46
								99	H	Dartmouth	76 61	158	A	Hartford	55 70
												158	H	Hartford	66 53
												177	A	New Hampshire	68 74
												177	H	New Hampshire	66 53
												187	A	Siena	78 63
												203	A	Stony Brook	72 68
												203	H	Stony Brook	64 58
												249	A	Holy Cross	65 56
												256	A	Manhattan	62 56
												257	H	St. Bonaventure	69 52
												288	A	Vermont	57 62
												288	H	Vermont	67 55
												291	A	Central Conn. St.	72 60
												299	A	Monmouth	68 44
												325	H	Wagner	89 44
												326	A	UMBC	78 75
												345	A	UMass Lowell	61 52
												345	H	UMass Lowell	93 60
LAST 12 Division I GAMES:															
158	H	Hartford	66 53	326	A	UMBC	78 75								
288	A	Vermont	57 62	345	A	UMass Lowell	61 52								
345	H	UMass Lowell	93 60	147	H	Binghamton	63 46								
177	A	New Hampshire	68 74	83	H	Maine	68 54								
203	H	Stony Brook	64 58	203	A	Stony Brook	72 68								
288	H	Vermont	67 55	177	H	New Hampshire	66 53								

Non-Div I Games:

Albany (NY)

■ Loss,
 ■ Non-Conf,
 ■ S Site,
 ■ H Home
 ■ A Away
 N Neutral

Average RPI Win:	203	WON-LOST	WINNING	LAST 10	STRENGTH OF	OPP. STRENGTH	TEAM	ADJ.	CONF.	ADJ CONF.
Average RPI Loss:	89	RECORD	PCT. RANK	GAMES	SCHEDULE	OF SCHEDULE	RPI	RPI	RPI	RPI
DIV. I ONLY	21- 4	13	10- 0	216	136	55	55	15	15	
DIV. I NON-CONF.	7- 4	102	0- 0	206	103	99	99	18	18	

TOTALS	RPI 1-25	RPI 26-50	W-L RECORDS	RPI 51-100	RPI 101-999	RPI 201+				
21- 4	0- 1	0- 0	OVERALL	2- 1	19- 2	9- 0				
11- 0	0- 0	0- 0	HOME	2- 0	9- 0	3- 0				
10- 3	0- 0	0- 0	AWAY	0- 1	10- 2	6- 0				
0- 1	0- 1	0- 0	NEUTRAL	0- 0	0- 0	0- 0				
7- 4	0- 1	0- 0	NON-CONFERENCE	1- 1	6- 2	3- 0				
4- 0	0- 0	0- 0	HOME	1- 0	3- 0	1- 0				
3- 3	0- 0	0- 0	AWAY	0- 1	3- 2	2- 0				
0- 1	0- 1	0- 0	NEUTRAL	0- 0	0- 0	0- 0				
14- 0	0- 0	0- 0	CONFERENCE	1- 0	13- 0	6- 0				
7- 0	0- 0	0- 0	HOME	1- 0	6- 0	2- 0				
7- 0	0- 0	0- 0	AWAY	0- 0	7- 0	4- 0				
0- 0	0- 0	0- 0	NEUTRAL	0- 0	0- 0	0- 0				

American

American

RPI S	Opponent	Score	RPI S	Opponent	Score	RPI S	Opponent	Score	RPI S	Opponent	Score
23 N	Villanova	60 65				79 H	Navy	46 41	111 A	George Mason	53 71
						82 H	Penn St.	75 66	124 H	Bucknell	68 58
						96 A	George Washington	44 61	125 A	Delaware	56 72
									171 A	Tulsa	72 67
									173 A	Army West Point	64 46
									173 H	Army West Point	71 63
									176 H	Denver	66 53
									182 H	Youngstown St.	78 72
									189 A	Lehigh	60 44
									189 H	Lehigh	82 64
									195 A	Boston U.	61 54
									195 H	Boston U.	66 50
									231 H	La Salle	66 48
									234 A	Lafayette	74 67
									235 A	Loyola Maryland	71 58
									235 H	Loyola Maryland	69 56
									249 A	Holy Cross	68 63
									265 A	Colgate	77 55
									265 H	Colgate	67 44
									288 A	Vermont	64 62
									326 A	UMBC	61 48
LAST 12 Division I GAMES:											
195 A	Boston U.	61 54	234 A	Lafayette	74 67						
189 A	Lehigh	60 44	195 H	Boston U.	66 50						
235 H	Loyola Maryland	69 56	189 H	Lehigh	82 64						
173 H	Army West Point	71 63	235 A	Loyola Maryland	71 58						
265 H	Colgate	67 44	173 A	Army West Point	64 46						
249 A	Holy Cross	68 63	79 H	Navy	46 41						

Non-Div I Games:

American

Average RPI Win:	269	WON-LOST	WINNING	LAST 10	STRENGTH OF	OPP. STRENGTH	TEAM	ADJ.	CONF.	ADJ CONF.
Average RPI Loss:	150	RECORD	PCT. RANK	GAMES	SCHEDULE	OF SCHEDULE	RPI	RPI	RPI	RPI
DIV. I ONLY	7- 18	284	4- 6	162	238	258	258	23	23	
DIV. I NON-CONF.	2- 9	295	0- 0	153	184	256	256	23	23	

TOTALS	RPI 1-25	RPI 26-50	W-L RECORDS	RPI 51-100	RPI 101-999	RPI 201+				
7- 18	0- 0	0- 0	OVERALL	0- 3	7- 15	5- 3				
4- 7	0- 0	0- 0	HOME	0- 2	4- 5	2- 0				
3- 11	0- 0	0- 0	AWAY	0- 0	3- 6	3- 2				
0- 0	0- 0	0- 0	NEUTRAL	0- 0	0- 0	0- 0				
2- 9	0- 0	0- 0	NON-CONFERENCE	0- 3	2- 6	2- 2				
0- 4	0- 0	0- 0	HOME	0- 2	0- 2	0- 0				
2- 5	0- 0	0- 0	AWAY	0- 1	2- 4	2- 2				
0- 0	0- 0	0- 0	NEUTRAL	0- 0	0- 0	0- 0				
5- 9	0- 0	0- 0	CONFERENCE	0- 0	5- 9	3- 1				
4- 3	0- 0	0- 0	HOME	0- 0	4- 3	2- 0				
1- 6	0- 0	0- 0	AWAY	0- 0	1- 6	1- 1				
0- 0	0- 0	0- 0	NEUTRAL	0- 0	0- 0	0- 0				

RPI 1-25				RPI 26-50				RPI 51-100				RPI 101+ Team's RPI: 258			
RPI	S	Opponent	Score	RPI	S	Opponent	Score	RPI	S	Opponent	Score	RPI	S	Opponent	Score
								64	H	Georgia Tech	41 75	108	A	North Carolina	43 56
								68	H	UAB	59 70	118	H	Little Rock	40 52
								98	A	Wake Forest	49 78	130	H	ETSU	57 70
												133	A	Texas St.	50 92
												133	H	Texas St.	54 69
												137	A	South Ala.	52 54
												137	H	South Ala.	57 56
												139	A	Radford	40 61
												168	H	Davi dson	57 59
												169	A	Loui si ana	45 61
												178	A	UT Arlington	48 49
												178	H	UT Arlington	60 64
												179	A	Troy	74 81
												190	H	Arkansas St.	68 66
												216	A	N. C. A&T	56 81
												223	A	UNC Asheville	60 69
												253	A	Col. of Charleston	76 70
												266	A	Coastal Caro.	68 73
												320	H	Georgia St.	77 62
												321	H	Ga. Southern	87 56
												324	A	Marshall	56 54
												338	A	La. -Monroe	71 67

LAST 12 Division I GAMES:															
				137	H	South Ala.	57 56	137	A	South Ala.	52 54				
				266	A	Coastal Caro.	68 73	179	A	Troy	74 81				
				133	A	Texas St.	50 92	321	H	Ga. Southern	87 56				
				178	A	UT Arlington	48 49	320	H	Georgia St.	77 62				
				190	H	Arkansas St.	68 66	338	A	La. -Monroe	71 67				
				118	H	Little Rock	40 52	169	A	Loui si ana	45 61				

Non-Div I Games:

Appalachian St.

Average RPI Win:	253	WON-LOST	WINNING	LAST 10	STRENGTH OF	OPP. STRENGTH	TEAM	ADJ.	CONF.	ADJ CONF.
Average RPI Loss:	113	RECORD	PCT. RANK	GAMES	SCHEDULE	OF SCHEDULE	RPI	RPI	RPI	RPI
DIV. I ONLY	6- 20	304	2- 8	191	67	277	277	5	5	
DIV. I NON-CONF.	4- 7	226	0- 0	345	270	340	340	3	3	

TOTALS	RPI 1-25	RPI 26-50	W-L RECORDS	RPI 51-100	RPI 101-999	RPI 201+				
6- 20	0- 4	0- 5	OVERALL	0- 4	6- 7	4- 5				
5- 7	0- 1	0- 1	HOME	0- 2	5- 3	3- 3				
1- 12	0- 3	0- 4	AWAY	0- 1	1- 4	1- 2				
0- 1	0- 0	0- 0	NEUTRAL	0- 1	0- 0	0- 0				
4- 7	0- 0	0- 0	NON-CONFERENCE	0- 1	4- 6	4- 5				
3- 3	0- 0	0- 0	HOME	0- 0	3- 3	3- 3				
1- 3	0- 0	0- 0	AWAY	0- 0	1- 3	1- 2				
0- 1	0- 0	0- 0	NEUTRAL	0- 1	0- 0	0- 0				
2- 13	0- 4	0- 5	CONFERENCE	0- 3	2- 1	0- 0				
2- 4	0- 1	0- 1	HOME	0- 2	2- 0	0- 0				
0- 9	0- 3	0- 4	AWAY	0- 1	0- 1	0- 0				
0- 0	0- 0	0- 0	NEUTRAL	0- 0	0- 0	0- 0				

RPI 1-25				RPI 26-50				RPI 51-100				RPI 101+ Team's RPI: 277			
RPI	S	Opponent	Score	RPI	S	Opponent	Score	RPI	S	Opponent	Score	RPI	S	Opponent	Score
8	A	Oregon	44 62	38	A	Ari zona St.	50 75	77	N	TCU	59 68	142	A	Col orado	60 79
9	A	UCLA	46 69	39	A	Cal i forn i a	39 63	92	H	Washi ngton St.	60 78	142	H	Col orado	72 63
12	A	Stanford	42 79	39	H	Cal i forn i a	51 53	94	A	Utah	55 89	152	A	Loyol a Marymount	70 84
12	H	Stanford	46 61	41	A	Oregon St.	48 88	94	H	Utah	56 80	180	H	Washi ngton	72 70
				50	A	Southern Cal i forn i a	52 78					218	A	CSUN	63 66
												239	H	New Mexico St.	83 44
												247	H	San Diego St.	67 78
												254	H	Hawai i	60 65
												292	A	Utah St.	65 49
												315	A	Northern Ari z.	66 84
												319	H	Long Beach St.	72 80
												327	H	Southern Utah	76 74
												336	H	Iona	71 58

LAST 12 Di vi si on I GAMES:															
38	A	Ari zona St.	50 75	39	A	Cal i forn i a	39 63								
50	A	Southern Cal i forn i a	52 78	94	H	Utah	56 80								
9	A	UCLA	46 69	142	H	Col orado	72 63								
180	H	Washi ngton	72 70	41	A	Oregon St.	48 88								
92	H	Washi ngton St.	60 78	8	A	Oregon	44 62								
12	A	Stanford	42 79	39	H	Cal i forn i a	51 53								

Non-Di v I Games:

Ari zona

Average RPI Win:	150	WON-LOST	WINNING	LAST 10	STRENGTH OF	OPP. STRENGTH	TEAM	ADJ.	CONF.	ADJ CONF.
Average RPI Loss:	26	RECORD	PCT. RANK	GAMES	SCHEDULE	OF SCHEDULE	RPI	RPI	RPI	RPI
DIV. I ONLY	18- 9	81	5- 5	44	16	38	38	5	5	
DIV. I NON-CONF.	9- 3	61	0- 0	98	23	50	50	3	3	

TOTALS	RPI 1-25	RPI 26-50	W-L RECORDS	RPI 51-100	RPI 101-999	RPI 201+				
18- 9	2- 6	2- 2	OVERALL	2- 1	12- 0	6- 0				
13- 1	2- 0	1- 0	HOME	1- 1	9- 0	5- 0				
4- 6	0- 4	1- 2	AWAY	1- 0	2- 0	0- 0				
1- 2	0- 2	0- 0	NEUTRAL	0- 0	1- 0	1- 0				
9- 3	1- 3	0- 0	NON-CONFERENCE	0- 0	8- 0	5- 0				
7- 0	1- 0	0- 0	HOME	0- 0	6- 0	4- 0				
1- 1	0- 1	0- 0	AWAY	0- 0	1- 0	0- 0				
1- 2	0- 2	0- 0	NEUTRAL	0- 0	1- 0	1- 0				
9- 6	1- 3	2- 2	CONFERENCE	2- 1	4- 0	1- 0				
6- 1	1- 0	1- 0	HOME	1- 1	3- 0	1- 0				
3- 5	0- 3	1- 2	AWAY	1- 0	1- 0	0- 0				
0- 0	0- 0	0- 0	NEUTRAL	0- 0	0- 0	0- 0				

RPI 1-25				RPI 26-50				Team's RPI: 38				RPI 51-100				RPI 101+			
RPI	S	Opponent	Score	RPI	S	Opponent	Score	RPI	S	Opponent	Score	RPI	S	Opponent	Score	RPI	S	Opponent	Score
3	N	Mississippi St.	57 65	39	A	Cal i forn i a	57 42	92	H	Washi ngton St.	77 51	105	H	Arkansas	89 43				
6	A	Flori da St.	66 77	39	H	Cal i forn i a	80 71	94	A	Utah	83 81	134	H	Idaho	77 33				
8	A	Oregon	64 74	41	A	Oregon St.	54 57	94	H	Utah	56 58	142	A	Col orado	72 47				
9	A	UCLA	63 71	50	A	Southern Cal i forn i a	62 77					142	H	Col orado	73 59				
12	A	Stanford	50 74									146	A	Fresno St.	81 49				
12	H	Stanford	73 66									180	H	Washi ngton	61 41				
13	N	Green Bay	48 61									217	N	Col umbi a	72 48				
14	H	Buffal o	76 57									227	H	UC Ri versi de	73 48				
												265	H	Col gate	65 54				
												272	H	Sacramento St.	106 58				
												277	H	Ari zona	75 50				
												294	H	UTSA	74 42				
LAST 12 Di vi si on I GAMES:																			
277	H	Ari zona	75 50	12	A	Stanford	50 74												
9	A	UCLA	63 71	142	H	Col orado	73 59												
50	A	Southern Cal i forn i a	62 77	94	H	Utah	56 58												
92	H	Washi ngton St.	77 51	8	A	Oregon	64 74												
180	H	Washi ngton	61 41	41	A	Oregon St.	54 57												
39	A	Cal i forn i a	57 42	12	H	Stanford	73 66												

Non-Di v I Games:

Ari zona St.

Average RPI Win:	319	WON-LOST	WINNING	LAST 10	STRENGTH OF	OPP. STRENGTH	TEAM	ADJ.	CONF.	ADJ CONF.
Average RPI Loss:	215	RECORD	PCT. RANK	GAMES	SCHEDULE	OF SCHEDULE	RPI	RPI	RPI	RPI
DIV. I ONLY	3- 18	326	2- 8	318	336	339	339	32	32	
DIV. I NON-CONF.	0- 8	337	0- 0	145	87	323	323	32	32	

TOTALS	RPI 1-25	RPI 26-50	W-L RECORDS	RPI 51-100	RPI 101-999	RPI 201+				
3- 18	0- 1	0- 1	OVERALL	0- 1	3- 15	3- 12				
2- 4	0- 0	0- 0	HOME	0- 0	2- 4	2- 3				
1- 12	0- 0	0- 0	AWAY	0- 0	1- 0	1- 0				
0- 2	0- 0	0- 0	NEUTRAL	0- 0	0- 2	0- 2				
0- 8	0- 1	0- 1	NON-CONFERENCE	0- 1	0- 5	0- 4				
0- 0	0- 0	0- 0	HOME	0- 0	0- 0	0- 0				
0- 6	0- 1	0- 1	AWAY	0- 1	0- 3	0- 2				
0- 2	0- 0	0- 0	NEUTRAL	0- 0	0- 2	0- 2				
3- 10	0- 0	0- 0	CONFERENCE	0- 0	3- 10	3- 8				
2- 4	0- 0	0- 0	HOME	0- 0	2- 4	2- 3				
1- 6	0- 0	0- 0	AWAY	0- 0	1- 6	1- 5				
0- 0	0- 0	0- 0	NEUTRAL	0- 0	0- 0	0- 0				

RPI 1-25				RPI 26-50				RPI 51-100				RPI 101+ Team's RPI: 339			
RPI	S	Opponent	Score	RPI	S	Opponent	Score	RPI	S	Opponent	Score	RPI	S	Opponent	Score
17	A	Iowa	45 85	36	A	Dayton	43 81	60	A	Nebraska	52 73	171	A	Tulsa	37 87
												185	A	Southern U.	46 59
												185	H	Southern U.	52 71
												219	N	Oakland	37 69
												220	A	Texas Tech	47 74
												233	A	Texas Southern	52 58
												236	A	Austin Peay	61 97
												237	H	Grambling	57 66
												262	N	Towson	44 70
												268	A	Prairie View	52 64
												302	A	Alabama St.	54 63
												302	H	Alabama St.	55 53
												304	A	Alcorn	58 76
												304	H	Alcorn	77 80
												310	H	Jackson St.	54 60
												317	A	Alabama A&M	49 52
												317	H	Alabama A&M	57 48
												337	A	Mississippi Val.	64 59
LAST 12 Division I GAMES:															
304	A	Alcorn	58 76	233	A	Texas Southern	52 58								
185	A	Southern U.	46 59	268	A	Prairie View	52 64								
302	H	Alabama St.	55 53	304	H	Alcorn	77 80								
317	H	Alabama A&M	57 48	185	H	Southern U.	52 71								
310	H	Jackson St.	54 60	302	A	Alabama St.	54 63								
237	H	Grambling	57 66	317	A	Alabama A&M	49 52								

Non-Div I Games: Tougalo 71 51 Philander Smith 81 73

Ark. -Pine Bluff

Average RPI	Win:	184	WON-LOST	WINNING	LAST 10	STRENGTH OF	OPP. STRENGTH	TEAM	ADJ.	CONF.	ADJ CONF.
Average RPI	Loss:	67	RECORD	PCT. RANK	GAMES	SCHEDULE	OF SCHEDULE	RPI	RPI	RPI	RPI
DIV. I ONLY		12- 14	201	2- 8	39	78	105	105	2	2	
DIV. I NON-CONF.		9- 4	82	0- 0	151	210	72	72	2	2	

TOTALS	RPI 1-25		RPI 26-50		W-L RECORDS		RPI 51-100		RPI 101-999		RPI 201+
12- 14	0- 5		0- 2		OVERALL		1- 4		11- 3		4- 0
8- 5	0- 2		0- 0		HOME		0- 2		8- 1		3- 0
3- 9	0- 3		0- 2		AWAY		1- 2		2- 2		0- 0
1- 0	0- 0		0- 0		NEUTRAL		0- 0		1- 0		1- 0
9- 4	0- 0		0- 1		NON-CONFERENCE		0- 1		9- 2		4- 0
7- 0	0- 0		0- 0		HOME		0- 0		7- 0		3- 0
1- 4	0- 0		0- 1		AWAY		0- 1		1- 2		0- 0
1- 0	0- 0		0- 0		NEUTRAL		0- 0		1- 0		1- 0
3- 10	0- 5		0- 1		CONFERENCE		1- 3		2- 1		0- 0
1- 5	0- 2		0- 0		HOME		0- 2		1- 1		0- 0
2- 5	0- 3		0- 1		AWAY		1- 1		1- 0		0- 0
0- 0	0- 0		0- 0		NEUTRAL		0- 0		0- 0		0- 0

RPI 1-25				RPI 26-50				RPI 51-100				RPI 101+ Team's RPI: 105			
RPI	S	Opponent	Score	RPI	S	Opponent	Score	RPI	S	Opponent	Score	RPI	S	Opponent	Score
3	A	Mississippi St.	69 111	27	A	Georgia	65 78	60	A	Nebraska	69 80	102	A	Auburn	68 58
10	H	Tennessee	85 90	38	A	Arizona St.	43 89	85	A	Alabama	74 66	138	H	Ole Miss	73 72
15	A	South Carolina	42 90					85	H	Alabama	76 83	148	H	Samford	84 63
16	A	Missouri	54 88					95	A	Kentucky	57 78	151	A	UTEP	61 64
16	H	Missouri	58 84					95	H	Kentucky	65 76	160	H	Florida	51 65
												167	A	Kansas	60 71
												170	H	Charlotte	73 72
												171	H	Tulsa	67 41
												178	H	UT Arlington	91 57
												193	A	Oral Roberts	77 66
												211	H	Abilene Christian	79 65
												237	H	Grambling	79 62
												239	N	New Mexico St.	69 60
												334	H	Sam Houston St.	65 54

LAST 12 Division I GAMES:															
95	A	Kentucky	57 78	16	A	Missouri	54 88	160	H	Florida	51 65	102	A	Auburn	68 58
16	H	Missouri	58 84	27	A	Georgia	65 78	85	A	Alabama	74 66	138	H	Ole Miss	73 72
10	H	Tennessee	85 90	38	A	Arizona St.	43 89	85	H	Alabama	76 83	148	H	Samford	84 63
85	A	Alabama	74 66					95	A	Kentucky	57 78	151	A	UTEP	61 64
95	H	Kentucky	65 76					95	H	Kentucky	65 76	160	H	Florida	51 65
15	A	South Carolina	42 90									167	A	Kansas	60 71
												170	H	Charlotte	73 72
												171	H	Tulsa	67 41
												178	H	UT Arlington	91 57
												193	A	Oral Roberts	77 66
												211	H	Abilene Christian	79 65
												237	H	Grambling	79 62
												239	N	New Mexico St.	69 60
												334	H	Sam Houston St.	65 54

Non-Div I Games:

Arkansas

Average RPI Win:	251	WON-LOST	WINNING	LAST 10	STRENGTH OF	OPP. STRENGTH	TEAM	ADJ.	CONF.	ADJ CONF.
Average RPI Loss:	136	RECORD	PCT. RANK	GAMES	SCHEDULE	OF SCHEDULE	RPI	RPI	RPI	RPI
DIV. I ONLY	13- 11	148	6- 4	274	175	190	190	23	23	
DIV. I NON-CONF.	5- 6	187	0- 0	167	79	168	168	23	23	

TOTALS	RPI 1-25	RPI 26-50	W-L RECORDS	RPI 51-100	RPI 101-999	RPI 201+				
13- 11	0- 1	0- 0	OVERALL	0- 2	13- 8	8- 1				
8- 3	0- 0	0- 0	HOME	0- 1	8- 2	5- 0				
5- 8	0- 1	0- 0	AWAY	0- 1	5- 6	3- 1				
0- 0	0- 0	0- 0	NEUTRAL	0- 0	0- 0	0- 0				
5- 6	0- 1	0- 0	NON-CONFERENCE	0- 2	5- 3	2- 0				
4- 1	0- 0	0- 0	HOME	0- 1	4- 0	2- 0				
1- 5	0- 1	0- 0	AWAY	0- 1	1- 3	0- 0				
0- 0	0- 0	0- 0	NEUTRAL	0- 0	0- 0	0- 0				
8- 5	0- 0	0- 0	CONFERENCE	0- 0	8- 5	6- 1				
4- 2	0- 0	0- 0	HOME	0- 0	4- 2	3- 0				
4- 3	0- 0	0- 0	AWAY	0- 0	4- 3	3- 1				
0- 0	0- 0	0- 0	NEUTRAL	0- 0	0- 0	0- 0				

RPI 1-25				RPI 26-50				RPI 51-100				RPI 101+				Team's RPI: 190
RPI	S	Opponent	Score	RPI	S	Opponent	Score	RPI	S	Opponent	Score	RPI	S	Opponent	Score	
24	A	South Fla.	55 98					66	A	Indiana	51 93	118	A	Little Rock	43 53	
								78	H	Belmont	52 83	133	H	Texas St.	55 67	
												137	A	South Ala.	75 60	
												138	A	Ole Miss	48 74	
												151	H	UTEP	76 73	
												160	A	Florida	70 69	
												166	A	Pittsburgh	47 87	
												169	H	Louisiana	75 77	
												171	A	Tulsa	58 68	
												178	H	UT Arlington	85 80	
												179	A	Troy	78 95	
												181	H	UT Martin	84 73	
												237	H	Grambling	76 56	
												258	A	Appalachian St.	66 68	
												266	A	Coastal Caro.	70 63	
												320	A	Georgia St.	75 58	
												320	H	Georgia St.	76 63	
												321	A	Ga. Southern	71 62	
												321	H	Ga. Southern	69 48	
												332	H	Tennessee St.	68 62	
												338	H	La.-Monroe	76 62	
LAST 12 Division I GAMES:																
137	A	South Ala.	75 60	118	A	Little Rock	43 53									
179	A	Troy	78 95	178	H	UT Arlington	85 80									
321	H	Ga. Southern	69 48	133	H	Texas St.	55 67									
320	H	Georgia St.	76 63	320	A	Georgia St.	75 58									
258	A	Appalachian St.	66 68	321	A	Ga. Southern	71 62									
266	A	Coastal Caro.	70 63	169	H	Louisiana	75 77									

Non-Div I Games:

Arkansas St.

Average RPI Win: 230
Average RPI Loss: 144

WON-LOST
RECORD

WINNING
PCT. RANK

LAST 10
GAMES

STRENGTH OF
SCHEDULE

OPP. STRENGTH
OF SCHEDULE

TEAM
RPI

ADJ.
RPI

CONF.
RPI

ADJ CONF.
RPI

DIV. I ONLY	12- 12	175	5- 5	155	232	173	173	15	15
DIV. I NON-CONF.	6- 4	122	0- 0	229	307	146	146	18	18

TOTALS	RPI 1-25	RPI 26-50	W-L RECORDS	RPI 51-100	RPI 101-999	RPI 201+			
12- 12	0- 0	0- 1	OVERALL	1- 4	11- 7	9- 3			
6- 5	0- 0	0- 0	HOME	1- 2	5- 3	4- 1			
6- 7	0- 0	0- 1	AWAY	0- 2	6- 4	5- 2			
0- 0	0- 0	0- 0	NEUTRAL	0- 0	0- 0	0- 0			
6- 4	0- 0	0- 1	NON-CONFERENCE	1- 0	5- 3	3- 2			
4- 1	0- 0	0- 0	HOME	1- 0	3- 1	2- 0			
2- 3	0- 0	0- 1	AWAY	0- 0	2- 2	1- 2			
0- 0	0- 0	0- 0	NEUTRAL	0- 0	0- 0	0- 0			
6- 8	0- 0	0- 0	CONFERENCE	0- 4	6- 4	6- 1			
2- 4	0- 0	0- 0	HOME	0- 2	2- 2	2- 1			
4- 4	0- 0	0- 0	AWAY	0- 2	4- 2	4- 0			
0- 0	0- 0	0- 0	NEUTRAL	0- 0	0- 0	0- 0			

RPI 1-25				RPI 26-50				RPI 51-100				RPI 101+ Team's RPI: 173			
RPI	S	Opponent	Score	RPI	S	Opponent	Score	RPI	S	Opponent	Score	RPI	S	Opponent	Score
				28	A	Marquette	53 83	55	A	American	63 71	124	A	Bucknell	36 60
								55	H	American	46 64	125	H	Delaware	59 70
								79	A	Navy	44 70	131	A	Yale	82 65
								79	H	Navy	46 55	147	H	Binghamton	73 61
								99	H	Dartmouth	71 56	189	A	Lehigh	55 59
												195	H	Boston U.	59 60
												234	A	Lafayette	65 60
												234	H	Lafayette	48 39
												235	A	Loyola Maryland	69 62
												235	H	Loyola Maryland	62 47
												249	A	Holy Cross	66 57
												249	H	Holy Cross	62 70
												265	A	Colgate	62 54
												269	A	St. Francis Brooklyn	52 73
												276	A	Fairleigh Dickinson	56 58
												284	H	LIU Brooklyn	71 37
												307	A	Air Force	65 59
												343	H	NJIT	79 49

LAST 12 Division I GAMES:															
249	A	Holy Cross	66 57	189	A	Lehigh	55 59	249	H	Holy Cross	62 70				
79	H	Navy	46 55	79	A	Navy	44 70	234	A	Lafayette	65 60				
234	H	Lafayette	48 39	55	A	American	63 71	55	H	American	46 64				
235	H	Loyola Maryland	62 47	265	A	Colgate	62 54	124	A	Bucknell	36 60				

Non-Div I Games: St. Joseph's (Brkln) 107 46

Army West Point

Loss, Non-Conf, S Site, H Home A Away N Neutral

Average RPI Win: **163**
 Average RPI Loss: **60**

WON-LOST
RECORD

WINNING
PCT. RANK

LAST 10
GAMES

STRENGTH OF
SCHEDULE

OPP. STRENGTH
OF SCHEDULE

TEAM
RPI

ADJ.
RPI

CONF.
RPI

ADJ CONF.
RPI

DIV. I ONLY	12- 12	175	3- 7	63	42	102	102	2	2
DIV. I NON-CONF.	8- 3	65	0- 0	213	165	97	97	2	2
<hr/>									
TOTALS	RPI 1-25	RPI 26-50	W-L RECORDS	RPI 51-100	RPI 101-999	RPI 201+			
12- 12	0- 5	1- 2	OVERALL	2- 2	9- 3	3- 0			
9- 3	0- 2	1- 0	HOME	1- 0	7- 1	3- 0			
2- 7	0- 3	0- 2	AWAY	1- 2	1- 0	0- 0			
1- 2	0- 0	0- 0	NEUTRAL	0- 0	1- 2	0- 0			
8- 3	0- 0	0- 0	NON-CONFERENCE	1- 1	7- 2	3- 0			
5- 0	0- 0	0- 0	HOME	0- 0	5- 0	3- 0			
2- 1	0- 0	0- 0	AWAY	1- 1	1- 0	0- 0			
1- 2	0- 0	0- 0	NEUTRAL	0- 0	1- 2	0- 0			
4- 9	0- 5	1- 2	CONFERENCE	1- 1	2- 1	0- 0			
4- 3	0- 2	1- 0	HOME	1- 0	2- 1	0- 0			
0- 6	0- 3	0- 2	AWAY	0- 1	0- 0	0- 0			
0- 0	0- 0	0- 0	NEUTRAL	0- 0	0- 0	0- 0			

RPI 1-25				RPI 26-50				RPI 51-100				RPI 101+ Team's RPI: 102			
RPI	S	Opponent	Score	RPI	S	Opponent	Score	RPI	S	Opponent	Score	RPI	S	Opponent	Score
10	A	Tennessee	59 70	26	A	LSU	56 59	66	A	Indiana	65 53	105	H	Arkansas	58 68
15	A	South Carolina	63 71	26	H	LSU	70 62	73	A	Virginia Tech	63 72	116	N	Chattanooga	41 50
16	H	Missouri	51 59	27	A	Georgia	48 60	85	H	Alabama	69 60	117	N	Georgetown	60 40
21	A	Texas A&M	59 78					95	A	Kentucky	48 65	128	H	Vanderbilt	63 60
21	H	Texas A&M	73 82									160	H	Florida	84 55
												169	A	Louisiana	70 60
												175	H	Louisiana Tech	75 59
												185	H	Southern U.	65 47
												192	N	Northwestern	48 49
												216	H	N.C. A&T	63 53
												296	H	Southeastern La.	80 46
												338	H	La.-Monroe	67 41
<hr/>															
LAST 12 Division I GAMES:															
16	H	Missouri	51 59	27	A	Georgia	48 60								
128	H	Vanderbilt	63 60	26	A	LSU	56 59								
26	H	LSU	70 62	105	H	Arkansas	58 68								
21	A	Texas A&M	59 78	15	A	South Carolina	63 71								
95	A	Kentucky	48 65	21	H	Texas A&M	73 82								
85	H	Alabama	69 60	10	A	Tennessee	59 70								

Non-Div I Games: Xavier (LA) 70 44

Auburn

Loss, **Non-Conf**, **S Site**, **H Home** **A Away** **N Neutral**

Average RPI Win:	290	WON-LOST	WINNING	LAST 10	STRENGTH OF	OPP. STRENGTH	TEAM	ADJ.	CONF.	ADJ CONF.
Average RPI Loss:	169	RECORD	PCT. RANK	GAMES	SCHEDULE	OF SCHEDULE	RPI	RPI	RPI	RPI
DIV. I ONLY	13- 11	148	5- 5	337	289	236	236	25	25	
DIV. I NON-CONF.	5- 4	146	0- 0	320	308	213	213	27	27	

TOTALS	RPI 1-25	RPI 26-50	W-L RECORDS	RPI 51-100	RPI 101-999	RPI 201+				
13- 11	0- 0	0- 1	OVERALL	0- 1	13- 9	12- 4				
7- 3	0- 0	0- 0	HOME	0- 0	7- 3	6- 1				
6- 8	0- 0	0- 0	AWAY	0- 1	6- 1	6- 0				
0- 0	0- 0	0- 0	NEUTRAL	0- 0	0- 0	0- 0				
5- 4	0- 0	0- 1	NON-CONFERENCE	0- 0	5- 3	5- 1				
2- 1	0- 0	0- 0	HOME	0- 0	2- 1	2- 0				
3- 3	0- 0	0- 1	AWAY	0- 0	3- 2	3- 1				
0- 0	0- 0	0- 0	NEUTRAL	0- 0	0- 0	0- 0				
8- 7	0- 0	0- 0	CONFERENCE	0- 1	8- 6	7- 3				
5- 2	0- 0	0- 0	HOME	0- 0	5- 2	4- 1				
3- 5	0- 0	0- 0	AWAY	0- 1	3- 4	3- 2				
0- 0	0- 0	0- 0	NEUTRAL	0- 0	0- 0	0- 0				

RPI 1-25				RPI 26-50				RPI 51-100				RPI 101+				Team's RPI: 236
RPI	S	Opponent	Score	RPI	S	Opponent	Score	RPI	S	Opponent	Score	RPI	S	Opponent	Score	
				40	A	Ball St.	57 89	78	A	Belmont	75 78	101	H	Western Ill.	68 81	
												107	A	Butler	54 75	
												143	H	SIUE	38 61	
												181	A	UT Martin	66 100	
												181	H	UT Martin	69 62	
												196	A	Jacksonville St.	47 65	
												208	H	Morehead St.	59 66	
												212	A	Illinois	47 59	
												228	A	Southeast Mo. St.	61 50	
												228	H	Southeast Mo. St.	66 65	
												243	A	Northern Ky.	53 52	
												264	A	Lipscomb	71 63	
												293	H	Eastern Ky.	59 45	
												298	A	Murray St.	65 91	
												300	A	Tennessee Tech	59 63	
												300	H	Tennessee Tech	53 52	
												317	A	Alabama A&M	55 52	
												332	A	Tennessee St.	75 59	
												339	H	Ark.-Pine Bluff	97 61	
												346	A	Eastern Ill.	75 66	
												346	H	Eastern Ill.	69 59	
												349	H	Evansville	82 73	
LAST 12 Division I GAMES:																
300	H	Tennessee Tech	53 52	293	H	Eastern Ky.	59 45									
346	A	Eastern Ill.	75 66	78	A	Belmont	75 78									
298	A	Murray St.	65 91	332	A	Tennessee St.	75 59									
228	A	Southeast Mo. St.	61 50	196	A	Jacksonville St.	47 65									
181	A	UT Martin	66 100	300	A	Tennessee Tech	59 63									
208	H	Morehead St.	59 66	228	H	Southeast Mo. St.	66 65									

Non-Div I Games: Christian Bros. 73 50 Trevecca Nazarene 80 72

Austin Peay

Average RPI Win:	213	WON-LOST	WINNING	LAST 10	STRENGTH OF	OPP. STRENGTH	TEAM	ADJ.	CONF.	ADJ CONF.
Average RPI Loss:	121	RECORD	PCT. RANK	GAMES	SCHEDULE	OF SCHEDULE	RPI	RPI	RPI	RPI
DIV. I ONLY	15- 11	134	6- 4	161	125	129	129	13	13	
DIV. I NON-CONF.	5- 6	187	0- 0	192	118	207	207	11	11	

TOTALS	RPI 1-25	RPI 26-50	W-L RECORDS	RPI 51-100	RPI 101-999	RPI 201+				
15- 11	0- 0	0- 4	OVERALL	2- 1	13- 6	8- 2				
10- 3	0- 0	0- 2	HOME	2- 0	8- 1	5- 1				
5- 8	0- 0	0- 2	AWAY	0- 1	5- 5	3- 1				
0- 0	0- 0	0- 0	NEUTRAL	0- 0	0- 0	0- 0				
5- 6	0- 0	0- 3	NON-CONFERENCE	1- 0	4- 3	3- 1				
4- 2	0- 0	0- 1	HOME	1- 0	3- 1	3- 1				
1- 4	0- 0	0- 2	AWAY	0- 0	1- 2	0- 0				
0- 0	0- 0	0- 0	NEUTRAL	0- 0	0- 0	0- 0				
10- 5	0- 0	0- 1	CONFERENCE	1- 1	9- 3	5- 1				
6- 1	0- 0	0- 1	HOME	1- 0	5- 0	2- 0				
4- 4	0- 0	0- 0	AWAY	0- 1	4- 3	3- 1				
0- 0	0- 0	0- 0	NEUTRAL	0- 0	0- 0	0- 0				

RPI 1-25				RPI 26-50				RPI 51-100				RPI 101+				Team's RPI: 129	
RPI	S	Opponent	Score	RPI	S	Opponent	Score	RPI	S	Opponent	Score	RPI	S	Opponent	Score		
				27	H	Georgi a	63 79	72	A	Saint Mary's (CA)	49 57	114	A	Col orado St.	54 56		
				33	A	Northern Colo.	74 79	72	H	Saint Mary's (CA)	63 54	152	A	Loyol a Marymount	67 55		
				39	A	Cal i forni a	45 70	94	H	Utah	77 68	152	H	Loyol a Marymount	62 52		
				45	H	Gonzaga	70 84					154	A	San Franci sco	73 76		
												154	H	San Franci sco	70 66		
												163	A	Eastern Wash.	73 69		
												164	A	Paci fi c	76 83		
												164	H	Paci fi c	77 65		
												180	A	Washi ngton	72 80		
												209	A	San Di ego	69 70		
												232	A	Pepperdi ne	73 67		
												232	H	Pepperdi ne	78 43		
												242	H	Montana St.	75 54		
												286	A	Santa Clara	55 34		
												286	H	Santa Clara	65 47		
												292	H	Utah St.	69 76		
												313	A	Portland	72 58		
												327	H	Southern Utah	75 67		
												328	H	Utah Valley	75 54		
LAST 12 Division I GAMES:																	
				232	H	Pepperdi ne	78 43					72	H	Saint Mary's (CA)	63 54		
				154	A	San Franci sco	73 76					209	A	San Di ego	69 70		
				286	A	Santa Clara	55 34					152	A	Loyol a Marymount	67 55		
				45	H	Gonzaga	70 84					286	H	Santa Clara	65 47		
				152	H	Loyol a Marymount	62 52					232	A	Pepperdi ne	73 67		
				164	A	Paci fi c	76 83					164	H	Paci fi c	77 65		

Non-Div I Games:

BYU

Average RPI Win: 164

Average RPI Loss: 46

WON-LOST
RECORDWINNING
PCT. RANKLAST 10
GAMESSTRENGTH OF
SCHEDULEOPP. STRENGTH
OF SCHEDULETEAM
RPIADJ.
RPICONF.
RPIADJ CONF.
RPIDIV. I ONLY
DIV. I NON-CONF.19- 4
10- 020
17- 3
0- 0122
16486
10040
1740
177
87
8

TOTALS

RPI 1-25

RPI 26-50

W-L RECORDS

RPI 51-100

RPI 101-999

RPI 201+

19- 4

0- 2

2- 0

OVERALL

1- 2

16- 0

9- 0

11- 2

0- 2

1- 0

HOME

1- 0

9- 0

6- 0

8- 2

0- 0

1- 0

AWAY

0- 2

7- 0

3- 0

0- 0

0- 0

0- 0

NEUTRAL

0- 0

0- 0

0- 0

10- 0

0- 0

2- 0

NON-CONFERENCE

0- 0

8- 0

4- 0

6- 0

0- 0

1- 0

HOME

0- 0

5- 0

3- 0

4- 0

0- 0

1- 0

AWAY

0- 0

3- 0

1- 0

0- 0

0- 0

0- 0

NEUTRAL

0- 0

0- 0

0- 0

9- 4

0- 2

0- 0

CONFERENCE

1- 2

8- 0

5- 0

5- 2

0- 2

0- 0

HOME

1- 0

4- 0

3- 0

4- 2

0- 0

0- 0

AWAY

0- 2

4- 0

2- 0

0- 0

0- 0

0- 0

NEUTRAL

0- 0

0- 0

0- 0

RPI 1-25

RPI 26-50

Team's RPI: 40

RPI 51-100

RPI 101+

RPI	S	Opponent	Score
14	H	Buffalo	80 84
25	H	Central Mich.	65 69

RPI	S	Opponent	Score
42	A	Purdue	66 60
44	H	Western Ky.	93 81

RPI	S	Opponent	Score
62	A	Toledo	66 72
83	A	Ohio	76 80
90	H	Miami (OH)	86 61

RPI	S	Opponent	Score
106	H	Missouri St.	70 58
107	H	Butler	87 75
109	A	Western Mich.	81 71
110	A	Cleveland St.	76 64
127	H	Northern Ill.	81 72
128	A	Vanderbilt	88 79
141	A	Kent St.	79 58
205	A	Bowling Green	84 73
205	H	Bowling Green	82 41
210	H	Eastern Mich.	91 85
213	A	Akron	74 61
213	H	Akron	97 65
228	H	Southeast Mo. St.	69 56
236	H	Austin Peay	89 57
264	H	Lipscomb	84 46
332	A	Tennessee St.	85 65

LAST 12 Division I GAMES:

109	A	Western Mich.	81 71	141	A	Kent St.	79 58
210	H	Eastern Mich.	91 85	62	A	Toledo	66 72
83	A	Ohio	76 80	14	H	Buffalo	80 84
213	H	Akron	97 65	213	A	Akron	74 61
127	H	Northern Ill.	81 72	205	A	Bowling Green	84 73
205	H	Bowling Green	82 41	90	H	Miami (OH)	86 61

Non-Div I Games:

Oakland City

126 55

Ball St.

Average RPI Win:	115	WON-LOST	WINNING	LAST 10	STRENGTH OF	OPP. STRENGTH	TEAM	ADJ.	CONF.	ADJ CONF.
Average RPI Loss:	9	RECORD	PCT. RANK	GAMES	SCHEDULE	OF SCHEDULE	RPI	RPI	RPI	RPI
DIV. I ONLY	24- 1	3	10- 0	47	19	5	5	4	4	
DIV. I NON-CONF.	10- 1	15	0- 0	73	69	12	12	5	5	

TOTALS	RPI 1-25	RPI 26-50	W-L RECORDS	RPI 51-100	RPI 101-999	RPI 201+				
24- 1	2- 1	4- 0	OVERALL	6- 0	12- 0	5- 0				
14- 0	2- 0	2- 0	HOME	3- 0	7- 0	3- 0				
8- 1	0- 1	2- 0	AWAY	2- 0	4- 0	2- 0				
2- 0	0- 0	0- 0	NEUTRAL	1- 0	1- 0	0- 0				
10- 1	1- 1	0- 0	NON-CONFERENCE	2- 0	7- 0	3- 0				
7- 0	1- 0	0- 0	HOME	1- 0	5- 0	2- 0				
1- 1	0- 1	0- 0	AWAY	0- 0	1- 0	1- 0				
2- 0	0- 0	0- 0	NEUTRAL	1- 0	1- 0	0- 0				
14- 0	1- 0	4- 0	CONFERENCE	4- 0	5- 0	2- 0				
7- 0	1- 0	2- 0	HOME	2- 0	2- 0	1- 0				
7- 0	0- 0	2- 0	AWAY	2- 0	3- 0	1- 0				
0- 0	0- 0	0- 0	NEUTRAL	0- 0	0- 0	0- 0				

RPI	S	Opponent	Score	RPI	S	Opponent	Score	RPI	S	Opponent	Score	RPI	S	Opponent	Score
9	A	UCLA	68 82	29	A	Okl ahoma	74 52	54	A	West Virginia	83 72	104	A	Iowa St.	79 50
11	H	Texas	81 56	29	H	Okl ahoma	74 65	64	N	Georgi a Tech	80 57	104	H	Iowa St.	89 49
12	H	Stanford	81 57	48	A	Okl ahoma St.	87 45	77	H	TCU	83 63	106	N	Missouri St.	100 58
				48	H	Okl ahoma St.	77 64	86	A	Kansas St.	88 58	115	H	Lamar University	121 62
								86	H	Kansas St.	75 50	119	H	Central Ark.	86 55
								95	H	Kentucky	90 63	162	H	North Dakota	105 43
												167	A	Kansas	83 48
												220	A	Texas Tech	90 44
												220	H	Texas Tech	97 49
												245	A	Ni chol l s St.	85 43
												263	H	McNeese	95 34
												305	H	Coppin St.	100 54

LAST 12 Division I GAMES:															
48	A	Okl ahoma St.	87 45	11	H	Texas	81 56	86	H	Kansas St.	75 50	104	A	Iowa St.	79 50
77	H	TCU	83 63	29	H	Okl ahoma	74 65	29	A	Okl ahoma	74 52	167	A	Kansas	83 48
220	A	Texas Tech	90 44	48	H	Okl ahoma St.	77 64	104	H	Iowa St.	89 49				
48	H	Okl ahoma St.	77 64	54	A	West Vi rgi ni a	83 72								

Non-Div I Games:

Bayl or

Average RPI Win: 227	WON-LOST RECORD	WINNING PCT. RANK	LAST 10 GAMES	STRENGTH OF SCHEDULE	OPP. STRENGTH OF SCHEDULE	TEAM RPI	ADJ. RPI	CONF. RPI	ADJ. CONF. RPI
Average RPI Loss: 46									
DIV. I ONLY	24- 3	7	10- 0	282	185	78	78	25	25
DIV. I NON-CONF.	9- 3	61	0- 0	159	35	59	59	27	27

TOTALS	RPI 1-25	RPI 26-50	W-L RECORDS	RPI 51-100	RPI 101-999	RPI 201+			
24- 3	0- 1	2- 1	OVERALL	0- 1	22- 0	14- 0			
10- 1	0- 0	0- 0	HOME	0- 1	10- 0	7- 0			
12- 1	0- 0	0- 0	AWAY	0- 0	12- 0	7- 0			
2- 1	0- 1	2- 0	NEUTRAL	0- 0	0- 0	0- 0			
9- 3	0- 1	2- 1	NON-CONFERENCE	0- 1	7- 0	3- 0			
3- 1	0- 0	0- 0	HOME	0- 1	3- 0	2- 0			
4- 1	0- 0	0- 1	AWAY	0- 0	4- 0	1- 0			
2- 1	0- 1	2- 0	NEUTRAL	0- 0	0- 0	0- 0			
15- 0	0- 0	0- 0	CONFERENCE	0- 0	15- 0	11- 0			
7- 0	0- 0	0- 0	HOME	0- 0	7- 0	5- 0			
8- 0	0- 0	0- 0	AWAY	0- 0	8- 0	6- 0			
0- 0	0- 0	0- 0	NEUTRAL	0- 0	0- 0	0- 0			

RPI 1-25				RPI 26-50				RPI 51-100 Team's RPI: 78				RPI 101+			
RPI	S	Opponent	Score	RPI	S	Opponent	Score	RPI	S	Opponent	Score	RPI	S	Opponent	Score
12	N	Stanford	53 74	29	A	Oklahoma	73 96	97	H	Wright St.	81 91	128	A	Vanderbilt	111 74
				45	N	Gonzaga	71 63					143	A	SIUE	72 55
				49	N	FGCU	75 65					143	H	SIUE	86 64
												148	H	Samford	83 46
												171	A	Tulsa	90 65
												181	A	UT Martin	65 63
												190	A	Arkansas St.	83 52
												196	H	Jacksonville St.	71 55
												208	A	Morehead St.	83 62
												228	A	Southeast Mo. St.	67 57
												236	H	Austin Peay	78 75
												264	A	Lipscomb	91 59
												279	H	Presbyterian	90 48
												293	A	Eastern Ky.	77 55
												293	H	Eastern Ky.	95 62
												298	H	Murray St.	70 65
												300	A	Tennessee Tech	68 60
												300	H	Tennessee Tech	78 59
												331	H	Fort Wayne	74 42
												332	A	Tennessee St.	87 70
												346	A	Eastern Ill.	86 58
												346	H	Eastern Ill.	59 37

LAST 12 Division I GAMES:															
293	H	Eastern Ky.	95 62	346	H	Eastern Ill.	59 37								
300	A	Tennessee Tech	68 60	236	H	Austin Peay	78 75								
332	A	Tennessee St.	87 70	298	H	Murray St.	70 65								
208	A	Morehead St.	83 62	346	A	Eastern Ill.	86 58								
293	A	Eastern Ky.	77 55	143	A	SIUE	72 55								
143	H	SIUE	86 64	196	H	Jacksonville St.	71 55								

Non-Div I Games: Trevecca Nazarene 97 39

Belmont

Average RPI		Win: 259	WON-LOST RECORD	WINNING PCT. RANK	LAST 10 GAMES	STRENGTH OF SCHEDULE	OPP. STRENGTH OF SCHEDULE	TEAM RPI	ADJ. RPI	CONF. RPI	ADJ CONF. RPI
Loss: 166											
DIV. I ONLY			17- 4	23	10- 0	315	328	126	126	30	30
DIV. I NON-CONF.			6- 4	122	0- 1	237	300	175	175	30	30
TOTALS		RPI 1-25		RPI 26-50		W-L RECORDS	RPI 51-100	RPI 101-999		RPI 201+	
17- 4		0- 0		0- 0		OVERALL	0- 2	17- 2		13- 2	
9- 2		0- 0		0- 0		HOME	0- 1	9- 1		8- 1	
6- 2		0- 0		0- 0		AWAY	0- 1	6- 1		5- 1	
2- 0		0- 0		0- 0		NEUTRAL	0- 0	2- 0		0- 0	
6- 4		0- 0		0- 0		NON-CONFERENCE	0- 2	6- 2		3- 2	
3- 2		0- 0		0- 0		HOME	0- 1	3- 1		2- 1	
1- 2		0- 0		0- 0		AWAY	0- 1	1- 1		1- 1	
2- 0		0- 0		0- 0		NEUTRAL	0- 0	2- 0		0- 0	
11- 0		0- 0		0- 0		CONFERENCE	0- 0	11- 0		10- 0	
6- 0		0- 0		0- 0		HOME	0- 0	6- 0		6- 0	
5- 0		0- 0		0- 0		AWAY	0- 0	5- 0		4- 0	
0- 0		0- 0		0- 0		NEUTRAL	0- 0	0- 0		0- 0	

RPI 1-25				RPI 26-50				RPI 51-100				RPI 101+			
RPI	S	Opponent	Score	RPI	S	Opponent	Score	RPI	S	Opponent	Score	RPI	S	Opponent	Score
								51	A	Miami (FL)	39 85	133	N	Texas St.	62 56
								89	H	Jacksonville	58 68	185	H	Southern U.	68 56
												194	N	Richmond	63 50
												198	A	Hampton	61 56
												204	A	Norfolk St.	58 51
												204	H	Norfolk St.	60 45
												229	A	North Florida	63 70
												252	A	Howard	59 55
												268	H	Prairie View	77 52
												270	H	Grand Canyon	69 60
												278	A	UMES	55 48
												278	H	UMES	73 61
												296	H	Southeastern La.	58 60
												305	H	Coppin St.	64 38
												308	A	FIU	77 59
												314	H	South Carolina St.	68 50
												329	A	Delaware St.	68 60
												333	H	N.C. Central	57 47
												344	H	Florida A&M	44 42
LAST 12 Division I GAMES:															
				333	H	N.C. Central	57 47	329	A	Delaware St.	68 60				
				278	H	UMES	73 61	344	H	Florida A&M	44 42				
				204	H	Norfolk St.	60 45	278	A	UMES	55 48				
				305	H	Coppin St.	64 38	252	A	Howard	59 55				
				198	A	Hampton	61 56	314	H	South Carolina St.	68 50				
				204	A	Norfolk St.	58 51	51	A	Miami (FL)	39 85				

Non-Div I Games:	Edward Waters	101	60	Palm Beach Atl.	61	48
------------------	---------------	-----	----	-----------------	----	----

Bethune-Cookman

Loss, Non-Conf, S Site, H Home A Away N Neutral

Average RPI Win:	245	WON-LOST	WINNING	LAST 10	STRENGTH OF	OPP. STRENGTH	TEAM	ADJ.	CONF.	ADJ CONF.
Average RPI Loss:	143	RECORD	PCT. RANK	GAMES	SCHEDULE	OF SCHEDULE	RPI	RPI	RPI	RPI
DIV. I ONLY	17- 8	75	7- 3	288	246	147	147	20	20	
DIV. I NON-CONF.	8- 4	87	0- 0	306	261	161	161	24	24	

TOTALS	RPI 1-25	RPI 26-50	W-L RECORDS	RPI 51-100	RPI 101-999	RPI 201+				
17- 8	0- 0	0- 0	OVERALL	3- 2	14- 6	12- 1				
6- 4	0- 0	0- 0	HOME	2- 1	4- 3	3- 1				
10- 3	0- 0	0- 0	AWAY	1- 1	9- 2	8- 0				
1- 1	0- 0	0- 0	NEUTRAL	0- 0	1- 1	1- 0				
8- 4	0- 0	0- 0	NON-CONFERENCE	2- 0	6- 4	6- 0				
3- 1	0- 0	0- 0	HOME	2- 0	1- 1	1- 0				
4- 2	0- 0	0- 0	AWAY	0- 0	4- 2	4- 0				
1- 1	0- 0	0- 0	NEUTRAL	0- 0	1- 1	1- 0				
9- 4	0- 0	0- 0	CONFERENCE	1- 2	8- 2	6- 1				
3- 3	0- 0	0- 0	HOME	0- 1	3- 2	2- 1				
6- 1	0- 0	0- 0	AWAY	1- 1	5- 0	4- 0				
0- 0	0- 0	0- 0	NEUTRAL	0- 0	0- 0	0- 0				

RPI 1-25				RPI 26-50				RPI 51-100				RPI 101+				Team's RPI: 147
RPI	S	Opponent	Score	RPI	S	Opponent	Score	RPI	S	Opponent	Score	RPI	S	Opponent	Score	
								74	H	Penn	77 72	124	A	Bucknell I	59 64	
								80	A	Albany (NY)	46 63	131	H	Yale	69 73	
								83	A	Maine	66 62	158	H	Hartford	64 59	
								83	H	Maine	38 61	171	N	Tulsa	55 60	
								99	H	Dartmouth	80 64	173	A	Army West Point	61 73	
												177	A	New Hampshire	54 52	
												177	H	New Hampshire	61 63	
												203	A	Stony Brook	69 64	
												203	H	Stony Brook	59 67	
												267	A	Cornell	66 58	
												278	N	UMES	68 51	
												281	A	Rider	76 54	
												288	A	Vermont	62 48	
												288	H	Vermont	52 38	
												295	A	Bryant	55 47	
												326	A	UMBC	68 53	
												326	H	UMBC	81 51	
												327	A	Southern Utah	72 66	
												343	H	NJIT	67 36	
												345	A	UMass Lowell	76 46	

LAST 12 Division I GAMES:																
				288	H	Vermont	52 38	326	H	UMBC	81 51					
				326	A	UMBC	68 53	345	A	UMass Lowell	76 46					
				203	A	Stony Brook	69 64	203	H	Stony Brook	59 67					
				83	H	Maine	38 61	80	A	Albany (NY)	46 63					
				288	A	Vermont	62 48	158	H	Hartford	64 59					
				177	A	New Hampshire	54 52	177	H	New Hampshire	61 63					

Non-Div I Games: SUNY Cortland 90 36

Binghamton

Average RPI Win: 200

Average RPI Loss: 151

WON-LOST
RECORDWINNING
PCT. RANKLAST 10
GAMESSTRENGTH OF
SCHEDULEOPP. STRENGTH
OF SCHEDULETEAM
RPIADJ.
RPICONF.
RPIADJ CONF.
RPIDIV. I ONLY
DIV. I NON-CONF.14- 9
4- 5111
2028- 2
0- 0245
298116
130165
265165
26516
1416
14

TOTALS

RPI 1-25

RPI 26-50

W-L RECORDS

RPI 51-100

RPI 101-999

RPI 201+

14- 9

0- 0

0- 0

OVERALL

2- 5

12- 4

6- 3

7- 5

0- 0

0- 0

HOME

2- 3

5- 2

2- 1

7- 2

0- 0

0- 0

AWAY

0- 2

7- 0

4- 0

0- 2

0- 0

0- 0

NEUTRAL

0- 0

0- 2

0- 2

4- 5

0- 0

0- 0

NON-CONFERENCE

0- 2

4- 3

1- 3

2- 3

0- 0

0- 0

HOME

0- 2

2- 1

0- 1

2- 0

0- 0

0- 0

AWAY

0- 0

2- 0

1- 0

0- 2

0- 0

0- 0

NEUTRAL

0- 0

0- 2

0- 2

10- 4

0- 0

0- 0

CONFERENCE

2- 3

8- 1

5- 0

5- 2

0- 0

0- 0

HOME

2- 1

3- 1

2- 0

5- 2

0- 0

0- 0

AWAY

0- 2

5- 0

3- 0

0- 0

0- 0

0- 0

NEUTRAL

0- 0

0- 0

0- 0

RPI 1-25

RPI 26-50

RPI 51-100

RPI 101+



Team's RPI: 165



RPI S Opponent Score



RPI S Opponent Score


RPI S Opponent Score



RPI S Opponent Score


72  Saint Mary's (CA) 72  74


75  Wyoming 51  66


87  New Mexico 83  100


87  New Mexico 91 85


91  UNLV 54  77


91  UNLV 69 60


92  Washington St. 53  61


113  Saint Francis (PA) 87 59



114  Colorado St. 62 58


146  Fresno St. 75 66



163  Eastern Wash. 61 57


180  Washington 85 62


200  Nevada 63 55


200  Nevada 68  72


209 N San Diego 52  72


222  CSU Bakersfield 59  65


247  San Diego St. 86 70


250  San Jose St. 112 80

292  Utah St. 64 42


292  Utah St. 68 60


307  Air Force 49 46


313  Portland 73 47



315 N Northern Ariz. 60  62


LAST 12 Division I GAMES:


200  Nevada 63 55



292  Utah St. 68 60


87  New Mexico 91 85


91  UNLV 54  77

307  Air Force 49 46


250  San Jose St. 112 80



200  Nevada 68  72

292  Utah St. 64 42

247  San Diego St. 86 70

146  Fresno St. 75 66

75  Wyoming 51  66

87  New Mexico 83  100

Non-Div I Games:




Corban

94 50

Northwest Chrst.

83 51

Boi se St.

 Loss,  Non-Conf, S Site,  Home  Away N Neutral

Average RPI Win: 161

Average RPI Loss: 91

WON-LOST
RECORDWINNING
PCT. RANKLAST 10
GAMESSTRENGTH OF
SCHEDULEOPP. STRENGTH
OF SCHEDULETEAM
RPIADJ.
RPICONF.
RPIADJ CONF.
RPIDIV. I ONLY
DIV. I NON-CONF.7- 19
5- 8292
2201- 9
0- 043
13952
193201
222201
2221
11
1

TOTALS

RPI 1-25

RPI 26-50

W-L RECORDS

RPI 51-100

RPI 101-999

RPI 201+

7- 19

0- 4

0- 3

OVERALL

2- 6

5- 6

2- 3

6- 8

0- 1

0- 2

HOME

2- 3

4- 2

1- 1

1- 11

0- 3

0- 1

AWAY

0- 3

1- 3

1- 1

0- 0

0- 0

0- 0

NEUTRAL

0- 0

0- 0

0- 0

5- 8

0- 0

0- 1

NON-CONFERENCE

2- 2

3- 5

2- 3

4- 3

0- 0

0- 0

HOME

2- 1

2- 2

1- 1

1- 5

0- 0

0- 1

AWAY

0- 1

1- 3

1- 2

0- 0

0- 0

0- 0

NEUTRAL

0- 0

0- 0

0- 0

2- 11

0- 4

0- 2

CONFERENCE

0- 4

2- 1

0- 0

2- 5

0- 1

0- 2

HOME

0- 2

2- 0

0- 0

0- 6

0- 3

0- 0

AWAY

0- 2

0- 1

0- 0

0- 0

0- 0

0- 0

NEUTRAL

0- 0

0- 0

0- 0

RPI 1-25

RPI	S	Opponent	Score
2	A	Notre Dame	60 89
4	H	Louisville	52 87
19	A	NC State	54 72
20	A	Duke	50 75

RPI 26-50

RPI	S	Opponent	Score
30	H	Virginia	57 68
31	H	Syracuse	57 75
37	A	Minnesota	68 78

RPI 51-100

RPI	S	Opponent	Score
51	H	Miami (FL)	43 65
59	H	Houston	79 74
64	A	Georgia Tech	43 67
73	A	Virginia Tech	58 89
76	H	Fordham	55 52
83	H	Maine	40 61
98	H	Wake Forest	59 67
99	A	Dartmouth	57 68

RPI 101+

Team's RPI: 201

RPI	S	Opponent	Score
103	H	Seton Hall	53 73
108	H	North Carolina	77 64
136	A	Clemson	61 65
166	H	Pittsburgh	72 61
177	H	New Hampshire	64 55
195	A	Boston U.	57 61
207	A	Providence	55 63
217	A	Columbia	60 68
249	A	Holy Cross	70 61
260	H	Fairfield	58 66
295	H	Bryant	65 42

LAST 12 Division I GAMES:

4	H	Louisville	52 87	20	A	Duke	50 75
166	H	Pittsburgh	72 61	51	H	Miami (FL)	43 65
64	A	Georgia Tech	43 67	136	A	Clemson	61 65
19	A	NC State	54 72	2	A	Notre Dame	60 89
98	H	Wake Forest	59 67	30	H	Virginia	57 68
31	H	Syracuse	57 75	108	H	North Carolina	77 64

Non-Div I Games:

Boston College

Loss,
 Non-Conf,
 S Site,
 H Home
A Away
 N Neutral

Average RPI Win:	223	WON-LOST	WINNING	LAST 10	STRENGTH OF	OPP. STRENGTH	TEAM	ADJ.	CONF.	ADJ CONF.
Average RPI Loss:	135	RECORD	PCT. RANK	GAMES	SCHEDULE	OF SCHEDULE	RPI	RPI	RPI	RPI
DIV. I ONLY	10- 14	218	3- 7	139	196	195	195	15	15	
DIV. I NON-CONF.	5- 5	170	0- 0	146	183	137	137	18	18	

TOTALS	RPI 1-25	RPI 26-50	W-L RECORDS	RPI 51-100	RPI 101-999	RPI 201+				
10- 14	0- 0	0- 1	OVERALL	0- 4	10- 9	6- 2				
4- 8	0- 0	0- 1	HOME	0- 2	4- 5	2- 2				
6- 6	0- 0	0- 0	AWAY	0- 2	6- 4	4- 0				
0- 0	0- 0	0- 0	NEUTRAL	0- 0	0- 0	0- 0				
5- 5	0- 0	0- 1	NON-CONFERENCE	0- 1	5- 3	2- 0				
2- 2	0- 0	0- 1	HOME	0- 0	2- 1	0- 0				
3- 3	0- 0	0- 0	AWAY	0- 1	3- 2	2- 0				
0- 0	0- 0	0- 0	NEUTRAL	0- 0	0- 0	0- 0				
5- 9	0- 0	0- 0	CONFERENCE	0- 3	5- 6	4- 2				
2- 6	0- 0	0- 0	HOME	0- 2	2- 4	2- 2				
3- 3	0- 0	0- 0	AWAY	0- 1	3- 2	2- 0				
0- 0	0- 0	0- 0	NEUTRAL	0- 0	0- 0	0- 0				

RPI	S	Opponent	Score	RPI	S	Opponent	Score	RPI	S	Opponent	Score	RPI	S	Opponent	Score	Team's RPI: 195
46	H	UCF	32 47	55	A	American	50 66	124	A	Bucknell I	57 67	124	H	Bucknell I	58 63	
				55	H	American	54 61	125	A	Delaware	85 79	135	H	Northeastern	74 73	
				65	A	Harvard	70 80	140	A	Brown	68 92	159	H	Marist	52 80	
				79	H	Navy	59 64	173	A	Army West Point	60 59	177	A	New Hampshire	57 72	
								189	A	Lehigh	58 74	189	H	Lehigh	56 65	
								201	H	Boston College	61 57	234	H	Lafayette	45 47	
								235	H	Loyola Maryland	75 56	249	A	Holy Cross	64 58	
								249	H	Holy Cross	57 60	265	A	Colgate	62 49	
								265	H	Colgate	66 64	288	A	Vermont	57 41	
								295	A	Bryant	78 61					
LAST 12 Division I GAMES:																
55	H	American	54 61	79	H	Navy	59 64	55	A	American	50 66	249	A	Holy Cross	57 60	
249	A	Holy Cross	64 58	55	A	American	50 66	249	H	Holy Cross	57 60	265	A	Colgate	62 49	
265	H	Colgate	66 64	249	H	Holy Cross	57 60	265	A	Colgate	62 49	124	A	Bucknell I	58 74	
189	H	Lehigh	56 65	265	A	Colgate	62 49	189	A	Lehigh	58 74	234	H	Lafayette	45 47	
124	A	Bucknell I	57 67	189	A	Lehigh	58 74	235	H	Loyola Maryland	75 56					
234	H	Lafayette	45 47	235	H	Loyola Maryland	75 56									

Non-Div I Games:

Boston U.

Average RPI Win: 227

Average RPI Loss: 106

WON-LOST
RECORDWINNING
PCT. RANKLAST 10
GAMESSTRENGTH OF
SCHEDULEOPP. STRENGTH
OF SCHEDULETEAM
RPIADJ.
RPICONF.
RPIADJ CONF.
RPIDIV. I ONLY
DIV. I NON-CONF.9- 14
7- 3232
742- 8
0- 0134
230122
319205
115205
1157
87
8

TOTALS

RPI 1-25

RPI 26-50

W-L RECORDS

RPI 51-100

RPI 101-999

RPI 201+

9- 14 0- 1
4- 7 0- 0
3- 7 0- 1
2- 0 0- 00- 3
0- 1
0- 2
0- 0OVERALL
HOME
AWAY
NEUTRAL0- 3
0- 3
0- 0
0- 09- 7
4- 3
3- 4
2- 07- 2
3- 2
2- 0
2- 07- 3 0- 0
3- 1 0- 0
2- 2 0- 0
2- 0 0- 00- 1
0- 0
0- 1
0- 0NON-CONFERENCE
HOME
AWAY
NEUTRAL0- 0
0- 0
0- 0
0- 07- 2
3- 1
2- 1
2- 06- 1
3- 1
1- 0
2- 02- 11 0- 1
1- 6 0- 0
1- 5 0- 1
0- 0 0- 00- 2
0- 1
0- 1
0- 0CONFERENCE
HOME
AWAY
NEUTRAL0- 3
0- 3
0- 0
0- 02- 5
1- 2
1- 3
0- 01- 1
0- 1
1- 0
0- 0

RPI 1-25

RPI S Opponent Score
25 A Central Mich. 54 90

RPI 26-50

RPI S Opponent Score
35 A South Dakota St. 44 76
40 A Ball St. 41 82
40 H Ball St. 73 84

RPI 51-100

RPI S Opponent Score
62 H Toledo 67 77
83 H Ohio 63 70
90 H Miami (OH) 62 66

RPI 101+

Team's RPI: 205

RPI S Opponent Score
109 A Western Mich. 58 67
109 H Western Mich. 67 81
127 A Northern Ill. 68 73
132 A Cincinnati 51 75
141 A Kent St. 57 81
141 H Kent St. 60 50
145 A Robert Morris 64 62
204 N Norfolk St. 59 50
210 H Eastern Mich. 52 54
213 A Akron 66 64
214 H Xavier 63 53
225 N Fla. Atlantic 66 55
287 H Canisius 57 71
289 H Valparaiso 90 77
293 H Eastern Ky. 77 60
318 A Detroit Mercy 85 81

LAST 12 Division I GAMES:

127 A Northern Ill. 68 73 83 H Ohio 63 70
109 H Western Mich. 67 81 141 H Kent St. 60 50
90 H Miami (OH) 62 66 213 A Akron 66 64
141 A Kent St. 57 81 25 A Central Mich. 54 90
62 H Toledo 67 77 40 H Ball St. 73 84
40 A Ball St. 41 82 210 H Eastern Mich. 52 54

Non-Div I Games:

Ferris St.

82 73

Bowling Green

Average RPI Win:	282	WON-LOST	WINNING	LAST 10	STRENGTH OF	OPP. STRENGTH	TEAM	ADJ.	CONF.	ADJ CONF.
Average RPI Loss:	154	RECORD	PCT. RANK	GAMES	SCHEDULE	OF SCHEDULE	RPI	RPI	RPI	RPI
DIV. I ONLY	11- 13	203	3- 7	314	258	255	255	24	24	
DIV. I NON-CONF.	5- 5	170	0- 0	246	258	201	201	22	22	

TOTALS	RPI 1-25	RPI 26-50	W-L RECORDS	RPI 51-100	RPI 101-999	RPI 201+				
11- 13	0- 1	0- 0	OVERALL	0- 1	11- 11	10- 4				
5- 6	0- 0	0- 0	HOME	0- 1	5- 5	4- 1				
5- 7	0- 1	0- 0	AWAY	0- 0	5- 6	5- 3				
1- 0	0- 0	0- 0	NEUTRAL	0- 0	1- 0	1- 0				
5- 5	0- 1	0- 0	NON-CONFERENCE	0- 0	5- 4	4- 2				
3- 1	0- 0	0- 0	HOME	0- 0	3- 1	2- 0				
1- 4	0- 1	0- 0	AWAY	0- 0	1- 3	1- 2				
1- 0	0- 0	0- 0	NEUTRAL	0- 0	1- 0	1- 0				
6- 8	0- 0	0- 0	CONFERENCE	0- 1	6- 7	6- 2				
2- 5	0- 0	0- 0	HOME	0- 1	2- 4	2- 1				
4- 3	0- 0	0- 0	AWAY	0- 0	4- 3	4- 1				
0- 0	0- 0	0- 0	NEUTRAL	0- 0	0- 0	0- 0				

RPI 1-25				RPI 26-50				RPI 51-100				RPI 101+				Team's RPI: 255
RPI	S	Opponent	Score	RPI	S	Opponent	Score	RPI	S	Opponent	Score	RPI	S	Opponent	Score	
13	A	Green Bay	40 72					81	H	Drake	75 84	101	H	Western Ill.	87 80	
												106	A	Missouri St.	54 74	
												106	H	Missouri St.	65 71	
												110	H	Cleveland St.	65 67	
												127	A	Northern Ill.	52 76	
												144	A	Southern Ill.	53 62	
												144	H	Southern Ill.	62 63	
												150	H	UNI	40 51	
												212	A	Illinois	62 74	
												228	A	Southeast Mo. St.	53 57	
												238	H	Omaha	69 56	
												245	N	Nicholls St.	75 65	
												251	A	Illinois St.	62 42	
												273	A	Indiana St.	50 65	
												289	A	Valparaiso	88 69	
												289	H	Valparaiso	69 58	
												309	A	Loyola Chicago	59 57	
												309	H	Loyola Chicago	61 71	
												335	H	Ill.-Chicago	58 48	
												346	A	Eastern Ill.	67 52	
												349	A	Evansville	117 59	
												349	H	Evansville	92 47	

LAST 12 Division I GAMES:																
349	H	Evansville	92 47	150	H	UNI	40 51									
144	A	Southern Ill.	53 62	349	A	Evansville	117 59									
106	A	Missouri St.	54 74	273	A	Indiana St.	50 65									
309	H	Loyola Chicago	61 71	106	H	Missouri St.	65 71									
289	H	Valparaiso	69 58	144	H	Southern Ill.	62 63									
81	H	Drake	75 84	289	A	Valparaiso	88 69									

Non-Div I Games: Lincoln (MO) 88 44

Bradley

Loss,
Non-Conf, S Site,
H Home
A Away
N Neutral

Average RPI	Win:	235	WON-LOST	WINNING	LAST 10	STRENGTH OF	OPP. STRENGTH	TEAM	ADJ.	CONF.	ADJ CONF.
Average RPI	Loss:	97	RECORD	PCT. RANK	GAMES	SCHEDULE	OF SCHEDULE	RPI	RPI	RPI	RPI
DIV. I ONLY		13- 8		104	2- 7	241	131	140	140	9	9
DIV. I NON-CONF.		11- 1		13	2- 0	324	229	101	101	9	9

TOTALS	RPI 1-25		RPI 26-50		W-L RECORDS	RPI 51-100		RPI 101-999		RPI 201+	
13- 8	0- 0		0- 2		OVERALL	0- 4		13- 2		9- 1	
5- 4	0- 0		0- 2		HOME	0- 2		5- 0		3- 0	
6- 4	0- 0		0- 0		AWAY	0- 2		6- 2		5- 1	
2- 0	0- 0		0- 0		NEUTRAL	0- 0		2- 0		1- 0	
11- 1	0- 0		0- 1		NON-CONFERENCE	0- 0		11- 0		8- 0	
4- 1	0- 0		0- 1		HOME	0- 0		4- 0		3- 0	
5- 0	0- 0		0- 0		AWAY	0- 0		5- 0		4- 0	
2- 0	0- 0		0- 0		NEUTRAL	0- 0		2- 0		1- 0	
2- 7	0- 0		0- 1		CONFERENCE	0- 4		2- 2		1- 1	
1- 3	0- 0		0- 1		HOME	0- 2		1- 0		0- 0	
1- 4	0- 0		0- 0		AWAY	0- 2		1- 2		1- 1	
0- 0	0- 0		0- 0		NEUTRAL	0- 0		0- 0		0- 0	

Brown

Brown

RPI 1-25				RPI 26-50				RPI 51-100				RPI 101+ Team's RPI: 140			
RPI	S	Opponent	Score	RPI	S	Opponent	Score	RPI	S	Opponent	Score	RPI	S	Opponent	Score
				34	H	Princeton	62 77	65	A	Harvard	85 87	131	A	Yale	63 77
				39	H	Cal i forni a	79 89	65	H	Harvard	74 86	131	H	Yale	81 71
								74	H	Penn	55 88	164	A	Paci fi c	74 57
								99	A	Dartmouth	73 78	195	H	Boston U.	92 68
												198	N	Hampton	73 66
												207	A	Provi dence	64 59
												217	A	Col umbi a	84 80
												249	H	Hol y Cross	82 78
												252	A	Howard	85 81
												265	A	Col gate	83 73
												267	A	Cornel l	68 70
												290	H	Sacred Heart	102 77
												291	A	Central Conn. St.	78 55
												295	H	Bryant	85 62
												295	N	Bryant	72 60
LAST 12 Di vi si on I GAMES:															
				65	H	Harvard	74 86	99	A	Dartmouth	73 78				
				217	A	Col umbi a	84 80	131	H	Yale	81 71				
				267	A	Cornel l	68 70	131	A	Yale	63 77				
				34	H	Princeton	62 77	252	A	Howard	85 81				
				74	H	Penn	55 88	195	H	Boston U.	92 68				
				65	A	Harvard	85 87	265	A	Col gate	83 73				

Non-Di v I Games: Johnson & Wales (RI) 100 79

Brown

Average RPI Win: 290
Average RPI Loss: 186

WON-LOST
RECORD

WINNING
PCT. RANK

LAST 10
GAMES

STRENGTH OF
SCHEDULE

OPP. STRENGTH
OF SCHEDULE

TEAM
RPI

ADJ.
RPI

CONF.
RPI

ADJ CONF.
RPI

DIV. I ONLY	7- 16	273	6- 4	258	312	295	295	29	29
DIV. I NON-CONF.	1- 10	327	0- 0	196	234	320	320	29	29
<hr/>									
TOTALS	RPI 1-25	RPI 26-50	W-L RECORDS	RPI 51-100	RPI 101-999	RPI 201+			
7- 16	0- 0	0- 0	OVERALL	0- 2	7- 14	7- 5			
4- 7	0- 0	0- 0	HOME	0- 0	4- 7	4- 3			
2- 8	0- 0	0- 0	AWAY	0- 2	2- 6	2- 2			
1- 1	0- 0	0- 0	NEUTRAL	0- 0	1- 1	1- 0			
1- 10	0- 0	0- 0	NON-CONFERENCE	0- 2	1- 8	1- 1			
0- 4	0- 0	0- 0	HOME	0- 0	0- 4	0- 0			
0- 5	0- 0	0- 0	AWAY	0- 2	0- 3	0- 1			
1- 1	0- 0	0- 0	NEUTRAL	0- 0	1- 1	1- 0			
6- 6	0- 0	0- 0	CONFERENCE	0- 0	6- 6	6- 4			
4- 3	0- 0	0- 0	HOME	0- 0	4- 3	4- 3			
2- 3	0- 0	0- 0	AWAY	0- 0	2- 3	2- 1			
0- 0	0- 0	0- 0	NEUTRAL	0- 0	0- 0	0- 0			

RPI 1-25				RPI 26-50				RPI 51-100				RPI 101+ Team's RPI: 295			
RPI	S	Opponent	Score	RPI	S	Opponent	Score	RPI	S	Opponent	Score	RPI	S	Opponent	Score
								69	A	James Madison	36 67	113	A	Saint Francis (PA)	69 87
								83	A	Maine	68 70	140	A	Brown	62 85
												140	N	Brown	60 72
												145	A	Robert Morris	49 72
												147	H	Binghamton	47 55
												158	H	Hartford	47 59
												177	H	New Hampshire	65 74
												195	H	Boston U.	61 78
												201	A	Boston College	42 65
												249	A	Holy Cross	57 59
												269	H	St. Francis Brooklyn	73 63
												274	H	Mt. St. Mary's	63 68
												276	A	Fairleigh Dickinson	65 48
												276	H	Fairleigh Dickinson	69 77
												284	H	LIU Brooklyn	75 56
												290	A	Sacred Heart	81 73
												290	H	Sacred Heart	60 56
												291	A	Central Conn. St.	59 66
												291	H	Central Conn. St.	66 50
												325	H	Wagner	66 75
												330	N	Rhode Island	58 52
<hr/>															
LAST 12 Division I GAMES:															
291	A	Central Conn. St.	59 66	284	H	LIU Brooklyn	75 56								
290	H	Sacred Heart	60 56	290	A	Sacred Heart	81 73								
276	H	Fairleigh Dickinson	69 77	276	A	Fairleigh Dickinson	65 48								
113	A	Saint Francis (PA)	69 87	291	H	Central Conn. St.	66 50								
145	A	Robert Morris	49 72	274	H	Mt. St. Mary's	63 68								
269	H	St. Francis Brooklyn	73 63	325	H	Wagner	66 75								

Non-Div I Games:

Bryant

Loss, Non-Conf, S Site, H Home A Away N Neutral

Average RPI Win: 221	WON-LOST RECORD	WINNING PCT. RANK	LAST 10 GAMES	STRENGTH OF SCHEDULE	OPP. STRENGTH OF SCHEDULE	TEAM RPI	ADJ. RPI	CONF. RPI	ADJ CONF. RPI
Average RPI Loss: 149									
DIV. I ONLY	17- 8	75	8- 2	260	177	124	124	15	15
DIV. I NON-CONF.	6- 5	153	0- 0	258	231	185	185	18	18

TOTALS	RPI 1-25	RPI 26-50	W-L RECORDS	RPI 51-100	RPI 101-999	RPI 201+			
17- 8	0- 0	0- 0	OVERALL	1- 3	16- 5	10- 2			
9- 3	0- 0	0- 0	HOME	1- 0	8- 3	4- 2			
8- 5	0- 0	0- 0	AWAY	0- 3	8- 2	6- 0			
0- 0	0- 0	0- 0	NEUTRAL	0- 0	0- 0	0- 0			
6- 5	0- 0	0- 0	NON-CONFERENCE	0- 2	6- 3	4- 1			
3- 2	0- 0	0- 0	HOME	0- 0	3- 2	2- 1			
3- 3	0- 0	0- 0	AWAY	0- 2	3- 1	2- 0			
0- 0	0- 0	0- 0	NEUTRAL	0- 0	0- 0	0- 0			
11- 3	0- 0	0- 0	CONFERENCE	1- 1	10- 2	6- 1			
6- 1	0- 0	0- 0	HOME	1- 0	5- 1	2- 1			
5- 2	0- 0	0- 0	AWAY	0- 1	5- 1	4- 0			
0- 0	0- 0	0- 0	NEUTRAL	0- 0	0- 0	0- 0			

RPI 1-25				RPI 26-50				RPI 51-100				RPI 101+ Team's RPI: 124			
RPI	S	Opponent	Score	RPI	S	Opponent	Score	RPI	S	Opponent	Score	RPI	S	Opponent	Score
								55	A	American	58 68	147	H	Binghamton	64 59
								57	A	Drexel	54 63	155	H	Saint Joseph's	53 77
								76	A	Fordham	62 71	166	A	Pittsburgh	39 57
								79	H	Navy	47 39	173	H	Army West Point	60 36
												182	A	Youngstown St.	66 60
												189	A	Lehigh	62 66
												189	H	Lehigh	59 52
												195	A	Boston U.	63 58
												195	H	Boston U.	67 57
												213	H	Akron	63 52
												234	A	Lafayette	80 57
												234	H	Lafayette	83 53
												235	A	Loyola Maryland	74 69
												235	H	Loyola Maryland	65 68
												249	A	Holy Cross	71 47
												257	H	St. Bonaventure	48 59
												265	A	Colgate	63 42
												265	H	Colgate	77 57
												281	A	Rider	76 71
												287	H	Canisius	76 57
												336	A	Iona	60 53

								LAST 12 Division I GAMES:							
235	A	Loyola Maryland	74 69	249	A	Holy Cross	71 47	235	H	Loyola Maryland	65 68				
265	A	Colgate	63 42	265	H	Colgate	77 57	189	A	Lehigh	62 66				
189	H	Lehigh	59 52	234	H	Lafayette	83 53	195	H	Boston U.	67 57				
234	A	Lafayette	80 57	79	H	Navy	47 39	173	H	Army West Point	60 36				

Non-Div I Games:

Bucknell

Average RPI Win:	131	WON-LOST	WINNING	LAST 10	STRENGTH OF	OPP. STRENGTH	TEAM	ADJ.	CONF.	ADJ CONF.
Average RPI Loss:	108	RECORD	PCT. RANK	GAMES	SCHEDULE	OF SCHEDULE	RPI	RPI	RPI	RPI
DIV. I ONLY	20- 4	17	9- 1	70	80	14	14	7	7	
DIV. I NON-CONF.	9- 2	33	0- 0	198	61	43	43	8	8	

TOTALS	RPI 1-25	RPI 26-50	W-L RECORDS	RPI 51-100	RPI 101-999	RPI 201+				
20- 4	1- 1	1- 1	OVERALL	8- 0	10- 2	6- 1				
9- 0	1- 0	0- 0	HOME	2- 0	6- 0	3- 0				
8- 4	0- 1	1- 1	AWAY	4- 0	3- 2	3- 1				
3- 0	0- 0	0- 0	NEUTRAL	2- 0	1- 0	0- 0				
9- 2	0- 0	0- 1	NON-CONFERENCE	3- 0	6- 1	4- 1				
3- 0	0- 0	0- 0	HOME	0- 0	3- 0	2- 0				
3- 2	0- 0	0- 1	AWAY	1- 0	2- 1	2- 1				
3- 0	0- 0	0- 0	NEUTRAL	2- 0	1- 0	0- 0				
11- 2	1- 1	1- 0	CONFERENCE	5- 0	4- 1	2- 0				
6- 0	1- 0	0- 0	HOME	2- 0	3- 0	1- 0				
5- 2	0- 1	1- 0	AWAY	3- 0	1- 1	1- 0				
0- 0	0- 0	0- 0	NEUTRAL	0- 0	0- 0	0- 0				

RPI 1-25				RPI 26-50				RPI 51-100				RPI 101+			
RPI	S	Opponent	Score	RPI	S	Opponent	Score	RPI	S	Opponent	Score	RPI	S	Opponent	Score
25	A	Central Mich.	79 86	38	A	Arizona St.	57 76	52	A	St. John's (NY)	73 72	109	H	Western Mich.	71 49
25	H	Central Mich.	85 82	40	A	Ball St.	84 80	60	N	Nebraska	82 72	125	H	Delaware	87 73
								62	A	Toledo	84 73	127	A	Northern Ill.	84 86
								62	H	Toledo	87 69	136	N	Clemson	61 41
								83	A	Ohio	67 63	141	H	Kent St.	80 42
								90	A	Miami (OH)	64 49	210	H	Eastern Mich.	97 92
								90	H	Miami (OH)	72 67	213	A	Akron	89 66
								91	N	UNLV	80 53	217	A	Columbi a	65 63
												241	A	Niagara	62 75
												257	A	St. Bonaventure	76 59
												278	H	UMES	76 41
												287	H	Canisius	73 47

LAST 12 Division I GAMES:															
25	H	Central Mich.	85 82	62	H	Toledo	87 69								
90	A	Miami (OH)	64 49	83	A	Ohio	67 63								
141	H	Kent St.	80 42	40	A	Ball St.	84 80								
62	A	Toledo	84 73	90	H	Miami (OH)	72 67								
25	A	Central Mich.	79 86	127	A	Northern Ill.	84 86								
210	H	Eastern Mich.	97 92	109	H	Western Mich.	71 49								

Non-Div I Games:

Buffalo

Average RPI Win:	185	WON-LOST	WINNING	LAST 10	STRENGTH OF	OPP. STRENGTH	TEAM	ADJ.	CONF.	ADJ CONF.
Average RPI Loss:	61	RECORD	PCT. RANK	GAMES	SCHEDULE	OF SCHEDULE	RPI	RPI	RPI	RPI
DIV. I ONLY	14- 14	175	3- 7	69	84	107	107	6	6	
DIV. I NON-CONF.	8- 4	87	0- 0	112	233	70	70	6	6	

TOTALS	RPI 1-25	RPI 26-50	W-L RECORDS	RPI 51-100	RPI 101-999	RPI 201+				
14- 14	1- 2	1- 5	OVERALL	1- 4	11- 3	8- 1				
7- 6	0- 1	1- 2	HOME	0- 1	6- 2	4- 1				
6- 6	1- 1	0- 3	AWAY	0- 1	5- 1	4- 0				
1- 2	0- 0	0- 0	NEUTRAL	1- 2	0- 0	0- 0				
8- 4	0- 1	0- 1	NON-CONFERENCE	1- 2	7- 0	6- 0				
4- 0	0- 0	0- 0	HOME	0- 0	4- 0	3- 0				
3- 2	0- 1	0- 1	AWAY	0- 0	3- 0	3- 0				
1- 2	0- 0	0- 0	NEUTRAL	1- 2	0- 0	0- 0				
6- 10	1- 1	1- 4	CONFERENCE	0- 2	4- 3	2- 1				
3- 6	0- 1	1- 2	HOME	0- 1	2- 2	1- 1				
3- 4	1- 0	0- 2	AWAY	0- 1	2- 1	1- 0				
0- 0	0- 0	0- 0	NEUTRAL	0- 0	0- 0	0- 0				

RPI 1-25				RPI 26-50				RPI 51-100				RPI 101+				Team's RPI: 107
RPI	S	Opponent	Score	RPI	S	Opponent	Score	RPI	S	Opponent	Score	RPI	S	Opponent	Score	
23	A	Villanova	76 53	28	A	Marquette	67 69	52	A	St. John's (NY)	38 76	103	A	Seton Hall	64 75	
23	H	Villanova	67 69	28	H	Marquette	59 78	52	H	St. John's (NY)	55 73	103	H	Seton Hall	66 48	
24	A	South Fla.	55 71	32	A	DePaul	65 87	54	N	West Virginia	68 75	117	A	Georgetown	66 57	
				32	H	DePaul	68 86	57	N	Drexel	62 76	117	H	Georgetown	52 63	
				40	A	Ball St.	75 87	73	N	Virginia Tech	79 77	188	H	Wisconsin	69 62	
				43	H	Creighton	59 53					207	A	Providence	69 48	

LAST 12 Division I GAMES:																
207	A	Providence	69 48	117	H	Georgetown	52 63									
28	H	Marquette	59 78	207	H	Providence	68 57									
32	H	DePaul	68 86	43	H	Creighton	59 53									
103	A	Seton Hall	64 75	32	A	DePaul	65 87									
52	A	St. John's (NY)	38 76	28	A	Marquette	67 69									
23	H	Villanova	67 69	52	H	St. John's (NY)	55 73									

Non-Div I Games:

Butler

Average RPI Win:	284	WON-LOST	WINNING	LAST 10	STRENGTH OF	OPP. STRENGTH	TEAM	ADJ.	CONF.	ADJ CONF.
Average RPI Loss:	172	RECORD	PCT. RANK	GAMES	SCHEDULE	OF SCHEDULE	RPI	RPI	RPI	RPI
DIV. I ONLY	12- 10	145	8- 2	333	253	222	222	31	31	
DIV. I NON-CONF.	4- 8	239	0- 2	252	161	235	235	31	31	

TOTALS	RPI 1-25	RPI 26-50	W-L RECORDS	RPI 51-100	RPI 101-999	RPI 201+				
12- 10	0- 1	0- 0	OVERALL	0- 1	12- 8	11- 4				
7- 2	0- 0	0- 0	HOME	0- 0	7- 2	7- 1				
5- 8	0- 1	0- 0	AWAY	0- 1	5- 6	4- 3				
0- 0	0- 0	0- 0	NEUTRAL	0- 0	0- 0	0- 0				
4- 8	0- 1	0- 0	NON-CONFERENCE	0- 1	4- 6	3- 2				
2- 1	0- 0	0- 0	HOME	0- 0	2- 1	2- 0				
2- 7	0- 1	0- 0	AWAY	0- 1	2- 5	1- 2				
0- 0	0- 0	0- 0	NEUTRAL	0- 0	0- 0	0- 0				
8- 2	0- 0	0- 0	CONFERENCE	0- 0	8- 2	8- 2				
5- 1	0- 0	0- 0	HOME	0- 0	5- 1	5- 1				
3- 1	0- 0	0- 0	AWAY	0- 0	3- 1	3- 1				
0- 0	0- 0	0- 0	NEUTRAL	0- 0	0- 0	0- 0				

RPI 1-25				RPI 26-50				RPI 51-100				RPI 101+ Team's RPI: 222			
RPI	S	Opponent	Score	RPI	S	Opponent	Score	RPI	S	Opponent	Score	RPI	S	Opponent	Score
12	A	Stanford	34 57					71	A	South Dakota	50 66	151	A	UTEP	56 67
												153	A	Cal Poly	57 59
												161	H	UC Irvine	59 72
												165	A	Boise St.	65 59
												186	A	SMU	29 41
												221	H	Seattle U	75 68
												227	A	UC Riverside	65 68
												238	H	Omaha	52 43
												239	A	New Mexico St.	48 56
												239	H	New Mexico St.	62 52
												250	A	San Jose St.	57 67
												271	A	UMKC	76 62
												271	H	UMKC	58 60
												311	A	UTRGV	67 64
												311	H	UTRGV	71 30
												316	H	Cal St. Fullerton	55 43
												327	A	Southern Utah	46 45
												328	H	Utah Valley	63 58
												340	A	Chicago St.	63 36
												340	H	Chicago St.	63 49

LAST 12 Division I GAMES:															
311	H	UTRGV	71 30	271	H	UMKC	58 60								
239	H	New Mexico St.	62 52	239	A	New Mexico St.	48 56								
271	A	UMKC	76 62	311	A	UTRGV	67 64								
340	A	Chicago St.	63 36	328	H	Utah Valley	63 58								
221	H	Seattle U	75 68	161	H	UC Irvine	59 72								
340	H	Chicago St.	63 49	153	A	Cal Poly	57 59								

Non-Div I Games: Fresno Pacific 74 63 Whittier 72 35

CSU Bakersfield

Loss, Non-Conf, S Site, H Home A Away N Neutral

Average RPI Win: 229
Average RPI Loss: 175

WON-LOST
RECORD

WINNING
PCT. RANK

LAST 10
GAMES

STRENGTH OF
SCHEDULE

OPP. STRENGTH
OF SCHEDULE

TEAM
RPI

ADJ.
RPI

CONF.
RPI

ADJ CONF.
RPI

DIV. I ONLY	12- 13	191	5- 5	230	223	218	218	21	21
DIV. I NON-CONF.	6- 7	184	0- 0	214	262	225	225	20	20

TOTALS	RPI 1-25	RPI 26-50	W-L RECORDS	RPI 51-100	RPI 101-999	RPI 201+			
12- 13	0- 1	0- 0	OVERALL	1- 1	11- 11	9- 6			
7- 5	0- 0	0- 0	HOME	1- 0	6- 5	5- 3			
5- 7	0- 1	0- 0	AWAY	0- 1	5- 5	4- 3			
0- 1	0- 0	0- 0	NEUTRAL	0- 0	0- 1	0- 0			
6- 7	0- 1	0- 0	NON-CONFERENCE	0- 0	6- 6	4- 3			
4- 3	0- 0	0- 0	HOME	0- 0	4- 3	3- 1			
2- 3	0- 1	0- 0	AWAY	0- 0	2- 2	1- 2			
0- 1	0- 0	0- 0	NEUTRAL	0- 0	0- 1	0- 0			
6- 6	0- 0	0- 0	CONFERENCE	1- 1	5- 5	5- 3			
3- 2	0- 0	0- 0	HOME	1- 0	2- 2	2- 2			
3- 4	0- 0	0- 0	AWAY	0- 1	3- 3	3- 1			
0- 0	0- 0	0- 0	NEUTRAL	0- 0	0- 0	0- 0			

RPI 1-25				RPI 26-50				RPI 51-100				RPI 101+				Team's RPI: 218
RPI	S	Opponent	Score	RPI	S	Opponent	Score	RPI	S	Opponent	Score	RPI	S	Opponent	Score	
8	A	Oregon	43 91					67	A	UC Davis	46 72	122	N	Milwaukee	50 58	
								67	H	UC Davis	75 71	134	H	Idaho	75 80	
												146	H	Fresno St.	85 72	
												152	A	Loyola Marymount	75 68	
												153	A	Cal Poly	71 84	
												161	A	UC Irvine	47 56	
												172	H	Weber St.	61 64	
												206	A	UC Santa Barbara	48 30	
												206	H	UC Santa Barbara	73 74	
												221	H	Seattle U	67 62	
												226	A	New Orleans	73 76	
												227	A	UC Riverside	58 69	
												227	H	UC Riverside	60 55	
												238	H	Omaha	60 68	
												247	A	San Diego St.	55 58	
												250	A	San Jose St.	76 59	
												254	A	Hawaii	70 58	
												277	H	Arizona	66 63	
												315	H	Northern Ariz.	78 69	
												316	A	Cal St. Fullerton	70 68	
												316	H	Cal St. Fullerton	65 41	
												319	H	Long Beach St.	51 59	

LAST 12 Division I GAMES:																
227	A	UC Riverside	58 69	254	A	Hawaii	70 58									
67	A	UC Davis	46 72	227	H	UC Riverside	60 55									
319	H	Long Beach St.	51 59	316	H	Cal St. Fullerton	65 41									
67	H	UC Davis	75 71	153	A	Cal Poly	71 84									
206	A	UC Santa Barbara	48 30	206	H	UC Santa Barbara	73 74									
161	A	UC Irvine	47 56	316	A	Cal St. Fullerton	70 68									

Non-Div I Games: Biola

68 51

CSUN

Loss, Non-Conf, S Site, H Home A Away N Neutral

C
a
l
P
o
l
y

Cal Poly		Through Games Of Feb. 16, 2018									
Average RPI	Win: 252	WON-LOST	WINNING	LAST 10	STRENGTH OF	OPP. STRENGTH	TEAM	ADJ.	CONF.	ADJ CONF.	
Average RPI	Loss: 140	RECORD	PCT. RANK	GAMES	SCHEDULE	OF SCHEDULE	RPI	RPI	RPI	RPI	
DIV. I ONLY	13- 10	138	7- 3	204	266	153	153	21	21		
DIV. I NON-CONF.	5- 6	187	0- 0	179	322	179	179	20	20		

TOTALS	RPI 1-25	RPI 26-50	W-L RECORDS	RPI 51-100	RPI 101-999	RPI 201+					
13- 10	0- 0	0- 1	OVERALL	0- 3	13- 6	11- 2					
8- 2	0- 0	0- 0	HOME	0- 1	8- 1	6- 0					
5- 8	0- 0	0- 1	AWAY	0- 2	5- 5	5- 2					
0- 0	0- 0	0- 0	NEUTRAL	0- 0	0- 0	0- 0					
5- 6	0- 0	0- 1	NON-CONFERENCE	0- 1	5- 4	4- 1					
3- 1	0- 0	0- 0	HOME	0- 0	3- 1	2- 0					
2- 5	0- 0	0- 1	AWAY	0- 1	2- 3	2- 1					
0- 0	0- 0	0- 0	NEUTRAL	0- 0	0- 0	0- 0					
8- 4	0- 0	0- 0	CONFERENCE	0- 2	8- 2	7- 1					
5- 1	0- 0	0- 0	HOME	0- 1	5- 0	4- 0					
3- 3	0- 0	0- 0	AWAY	0- 1	3- 2	3- 1					
0- 0	0- 0	0- 0	NEUTRAL	0- 0	0- 0	0- 0					

RPI 1-25				RPI 26-50				RPI 51-100				RPI 101+ Team's RPI: 153			
RPI	S	Opponent	Score	RPI	S	Opponent	Score	RPI	S	Opponent	Score	RPI	S	Opponent	Score
				37	A	Minnesota	68 112	67	A	UC Davis	77 85	145	H	Robert Morris	50 66
								67	H	UC Davis	76 80	154	A	San Francisco	71 83
								72	A	Saint Mary's (CA)	64 82	154	H	San Francisco	88 83
												161	A	UC Irvine	66 107
												161	H	UC Irvine	79 76
												163	A	Eastern Wash.	72 75
												206	A	UC Santa Barbara	68 73
												218	H	CSUN	84 71
												222	H	CSU Bakersfield	59 57
												227	A	UC Riverside	87 82
												227	H	UC Riverside	91 73
												254	H	Hawaii	52 50
												270	H	Grand Canyon	75 69
												275	A	North Dakota St.	73 69
												315	A	Northern Ari z.	89 73
												316	A	Cal St. Fullerton	72 63
												319	A	Long Beach St.	75 64
												319	H	Long Beach St.	70 61
												328	A	Utah Valley	70 89

LAST 12 Division I GAMES:															
				161	A	UC Irvine	66 107	319	A	Long Beach St.	75 64				
				319	H	Long Beach St.	70 61	67	H	UC Davis	76 80				
				67	A	UC Davis	77 85	161	H	UC Irvine	79 76				
				227	H	UC Riverside	91 73	218	H	CSUN	84 71				
				254	H	Hawaii	52 50	206	A	UC Santa Barbara	68 73				
				316	A	Cal St. Fullerton	72 63	227	A	UC Riverside	87 82				

Non-Div I Games: Cal St. Monterey Bay77 44

Cal Poly

C
a
l
P
o
l
y

Average RPI Win: 299

WON-LOST

WINNING

LAST 10

STRENGTH OF

OPP. STRENGTH

TEAM

ADJ.

CONF.

ADJ CONF.

Average RPI Loss: 191

RECORD

PCT. RANK

GAMES

SCHEDULE

OF SCHEDULE

RPI

RPI

RPI

RPI

DIV. I ONLY	6- 17	296	1- 9	306	268	316	316	21	21
DIV. I NON-CONF.	4- 8	239	0- 1	305	330	285	285	20	20

TOTALS	RPI 1-25	RPI 26-50	W-L RECORDS	RPI 51-100	RPI 101-999	RPI 201+			
6- 17	0- 0	0- 0	OVERALL	0- 1	6- 16	6- 9			
4- 6	0- 0	0- 0	HOME	0- 0	4- 6	4- 2			
2- 10	0- 0	0- 0	AWAY	0- 1	2- 9	2- 7			
0- 1	0- 0	0- 0	NEUTRAL	0- 0	0- 1	0- 0			
4- 8	0- 0	0- 0	NON-CONFERENCE	0- 0	4- 8	4- 3			
2- 2	0- 0	0- 0	HOME	0- 0	2- 2	2- 0			
2- 5	0- 0	0- 0	AWAY	0- 0	2- 5	2- 3			
0- 1	0- 0	0- 0	NEUTRAL	0- 0	0- 1	0- 0			
2- 9	0- 0	0- 0	CONFERENCE	0- 1	2- 8	2- 6			
2- 4	0- 0	0- 0	HOME	0- 0	2- 4	2- 2			
0- 5	0- 0	0- 0	AWAY	0- 1	0- 4	0- 4			
0- 0	0- 0	0- 0	NEUTRAL	0- 0	0- 0	0- 0			

RPI 1-25				RPI 26-50				RPI 51-100				RPI 101+ Team's RPI: 316			
RPI	S	Opponent	Score	RPI	S	Opponent	Score	RPI	S	Opponent	Score	RPI	S	Opponent	Score
								67	A	UC Davis	53 67	134	A	Idaho	60 80
												151	H	UTEP	91 92
												153	H	Cal Poly	63 72
												161	H	UC Irvine	60 76
												164	A	Pacific	65 81
												176	H	Denver	58 83
												193	N	Oral Roberts	50 60
												206	A	UC Santa Barbara	59 78
												206	H	UC Santa Barbara	52 59
												218	A	CSUN	41 65
												218	H	CSUN	68 70
												222	A	CSU Bakersfield	43 55
												227	A	UC Riverside	50 63
												246	A	Montana	47 68
												247	A	San Diego St.	58 59
												254	A	Hawaii	54 59
												254	H	Hawaii	69 57
												286	A	Santa Clara	73 69
												294	H	UTSA	55 46
												313	H	Portland	66 61
												319	H	Long Beach St.	67 61
												328	A	Utah Valley	73 36
LAST 12 Division I GAMES:															
206	A	UC Santa Barbara	59 78	218	A	CSUN	41 65								
206	H	UC Santa Barbara	52 59	227	A	UC Riverside	50 63								
254	A	Hawaii	54 59	319	H	Long Beach St.	67 61								
161	H	UC Irvine	60 76	218	H	CSUN	68 70								
153	H	Cal Poly	63 72	254	H	Hawaii	69 57								
67	A	UC Davis	53 67	151	H	UTEP	91 92								

Non-Div I Games: Antelope Valley 74 48

Cal St. Fullerton

■ Loss,
 ■ Non-Conf,
 ■ S Site,
 ■ H Home
 ■ A Away
 N Neutral

C
a
l
i
f
o
r
n
i
a

Cal i forni a					Through Games Of Feb. 16, 2018						
Average RPI	Win:	161	WON-LOST	WINNING	LAST 10	STRENGTH OF	OPP. STRENGTH	TEAM	ADJ.	CONF.	ADJ CONF.
Average RPI	Loss:	19	RECORD	PCT. RANK	GAMES	SCHEDULE	OF SCHEDULE	RPI	RPI	RPI	RPI
DIV. I ONLY	17- 9	84	5- 5	26	46	39	39	5	5		
DIV. I NON-CONF.	9- 2	33	0- 0	39	95	20	20	3	3		

TOTALS	RPI 1-25		RPI 26-50		W-L RECORDS	RPI 51-100		RPI 101-999		RPI 201+	
17- 9	0- 6		2- 3		OVERALL	4- 0		11- 0		6- 0	
11- 3	0- 2		1- 1		HOME	3- 0		7- 0		4- 0	
6- 6	0- 4		1- 2		AWAY	1- 0		4- 0		2- 0	
0- 0	0- 0		0- 0		NEUTRAL	0- 0		0- 0		0- 0	
9- 2	0- 2		0- 0		NON-CONFERENCE	2- 0		7- 0		4- 0	
5- 1	0- 1		0- 0		HOME	1- 0		4- 0		3- 0	
4- 1	0- 1		0- 0		AWAY	1- 0		3- 0		1- 0	
0- 0	0- 0		0- 0		NEUTRAL	0- 0		0- 0		0- 0	
8- 7	0- 4		2- 3		CONFERENCE	2- 0		4- 0		2- 0	
6- 2	0- 1		1- 1		HOME	2- 0		3- 0		1- 0	
2- 5	0- 3		1- 2		AWAY	0- 0		1- 0		1- 0	
0- 0	0- 0		0- 0		NEUTRAL	0- 0		0- 0		0- 0	

RPI 1-25				Team's RPI: 39		RPI 51-100		RPI 101+			
RPI	S	Opponent	Score	RPI	S	Opponent	Score	RPI	S	Opponent	Score
1	A	UConn	47 82	38	A	Ari zona St.	71 80	72	H	Saint Mary's (CA)	87 80
8	A	Oregon	54 91	38	H	Ari zona St.	42 57	92	H	Washington St.	66 60
9	A	UCLA	52 60	41	A	Oregon St.	48 68	94	H	Utah	84 73
9	H	UCLA	46 82	50	A	Southern Cal i forni a	62 59	95	A	Kentucky	62 52
12	A	Stanford	69 74	50	H	Southern Cal i forni a	76 64				
16	H	Mi ssouri	52 55								

LAST 12 Division I GAMES:											
12	A	Stanford	69 74	277	H	Ari zona	63 39				
94	H	Utah	84 73	50	A	Southern Cal i forni a	62 59				
142	H	Col orado	78 76	9	A	UCLA	52 60				
41	A	Oregon St.	48 68	92	H	Washi ngton St.	66 60				
8	A	Oregon	54 91	180	H	Washi ngton	69 60				
38	H	Ari zona St.	42 57	277	A	Ari zona	53 51				

C
a
l
i
f
o
r
n
i
a

Non-Di v I Games:

Cal i forni a

C
a
m
p
b
e
l
l

C
a
m
p
b
e
l
l

Campbel I

Average RPI Win: 280	WON-LOST RECORD	WINNING PCT. RANK	LAST 10 GAMES	STRENGTH OF SCHEDULE	OPP. STRENGTH OF SCHEDULE	TEAM RPI	ADJ. RPI	CONF. RPI	ADJ. CONF. RPI
Average RPI Loss: 182									
DIV. I ONLY	9- 17	257	6- 4	283	295	287	287	28	28
DIV. I NON-CONF.	2- 9	295	0- 0	233	259	303	303	26	26

TOTALS	RPI 1-25	RPI 26-50	W-L RECORDS	RPI 51-100	RPI 101-999	RPI 201+			
9- 17	0- 1	0- 0	OVERALL	0- 3	9- 13	8- 9			
5- 8	0- 0	0- 0	HOME	0- 1	5- 7	4- 6			
4- 8	0- 0	0- 0	AWAY	0- 1	4- 0	4- 0			
0- 1	0- 0	0- 0	NEUTRAL	0- 0	0- 1	0- 0			
2- 9	0- 1	0- 0	NON-CONFERENCE	0- 1	2- 7	2- 5			
1- 4	0- 0	0- 0	HOME	0- 0	1- 4	1- 4			
1- 4	0- 1	0- 0	AWAY	0- 1	1- 2	1- 1			
0- 1	0- 0	0- 0	NEUTRAL	0- 0	0- 1	0- 0			
7- 8	0- 0	0- 0	CONFERENCE	0- 2	7- 6	6- 4			
4- 4	0- 0	0- 0	HOME	0- 1	4- 3	3- 2			
3- 4	0- 0	0- 0	AWAY	0- 1	3- 3	3- 2			
0- 0	0- 0	0- 0	NEUTRAL	0- 0	0- 0	0- 0			

RPI 1-25				RPI 26-50				RPI 51-100				RPI 101+ Team's RPI: 287			
RPI	S	Opponent	Score	RPI	S	Opponent	Score	RPI	S	Opponent	Score	RPI	S	Opponent	Score
14	A	Buffalo	47 73					53	A	Quinnipiac	39 64	123	N	Middle Tenn.	45 55
								53	H	Quinnipiac	55 84	124	A	Bucknell	57 76
								90	A	Miami (OH)	47 72	159	A	Marist	47 58
												159	H	Marist	53 78
												187	H	Siena	65 57
												205	A	Bowling Green	71 57
												208	H	Morehead St.	52 76
												219	H	Oakland	48 83
												241	H	Niagara	64 60
												256	A	Manhattan	39 58
												256	H	Manhattan	56 59
												257	H	St. Bonaventure	71 69
												260	H	Fairfield	52 56
												265	H	Colgate	63 70
												267	H	Cornell	59 67
												281	A	Rider	54 70
												299	A	Monmouth	60 48
												299	H	Monmouth	62 50
												311	A	UTRGV	46 63
												336	A	Iona	53 49
												348	A	Saint Peter's	66 53
												348	H	Saint Peter's	52 49

LAST 12 Division I GAMES:															
299	H	Monmouth	62 50	53	H	Quinnipiac	55 84	299	A	Monmouth	60 48				
159	A	Marist	47 58	348	A	Saint Peter's	66 53								
53	A	Quinnipiac	39 64	187	H	Siena	65 57								
348	H	Saint Peter's	52 49	256	H	Manhattan	56 59								
241	H	Niagara	64 60	281	A	Rider	54 70								
159	H	Marist	53 78												

Non-Div I Games:

Canisius

Average RPI Win:	260	WON-LOST	WINNING	LAST 10	STRENGTH OF	OPP. STRENGTH	TEAM	ADJ.	CONF.	ADJ CONF.
Average RPI Loss:	117	RECORD	PCT. RANK	GAMES	SCHEDULE	OF SCHEDULE	RPI	RPI	RPI	RPI
DIV. I ONLY	13- 7	90	7- 3	257	225	119	119	26	26	
DIV. I NON-CONF.	3- 4	209	0- 0	43	30	81	81	25	25	

TOTALS	RPI 1-25	RPI 26-50	W-L RECORDS	RPI 51-100	RPI 101-999	RPI 201+				
13- 7	0- 3	0- 0	OVERALL	0- 0	13- 4	11- 2				
6- 1	0- 0	0- 0	HOME	0- 0	6- 1	5- 1				
5- 6	0- 0	0- 0	AWAY	0- 0	5- 0	5- 0				
2- 0	0- 0	0- 0	NEUTRAL	0- 0	2- 0	1- 0				
3- 4	0- 3	0- 0	NON-CONFERENCE	0- 0	3- 1	2- 0				
1- 0	0- 0	0- 0	HOME	0- 0	1- 0	1- 0				
0- 4	0- 3	0- 0	AWAY	0- 0	0- 1	0- 0				
2- 0	0- 0	0- 0	NEUTRAL	0- 0	2- 0	1- 0				
10- 3	0- 0	0- 0	CONFERENCE	0- 0	10- 3	9- 2				
5- 1	0- 0	0- 0	HOME	0- 0	5- 1	4- 1				
5- 2	0- 0	0- 0	AWAY	0- 0	5- 2	5- 1				
0- 0	0- 0	0- 0	NEUTRAL	0- 0	0- 0	0- 0				

RPI 1-25				RPI 26-50				RPI 51-100				RPI 101+ Team's RPI: 119			
RPI	S	Opponent	Score	RPI	S	Opponent	Score	RPI	S	Opponent	Score	RPI	S	Opponent	Score
5	A	Baylor	55 86									115	H	Lamar University	51 39
10	A	Tennessee	34 77									121	A	SFA	46 59
21	A	Texas A&M	61 72									136	N	Clemson	53 47
												137	A	South Ala.	43 64
												211	H	Abilene Christian	63 45
												226	H	New Orleans	48 52
												244	A	A&M-Corpus Christi	58 50
												245	A	Nicholls St.	69 48
												263	A	McNeese	51 45
												275	N	North Dakota St.	68 45
												296	A	Southeastern La.	70 78
												296	H	Southeastern La.	63 47
												304	H	Alcorn	75 52
												312	A	Incarnate Word	57 35
												322	A	Northwestern St.	61 53
												323	H	Houston Baptist	64 56
												334	H	Sam Houston St.	69 44

LAST 12 Division I GAMES:															
263	A	McNeese	51 45	226	H	New Orleans	48 52								
323	H	Houston Baptist	64 56	245	A	Nicholls St.	69 48								
296	A	Southeastern La.	70 78	312	A	Incarnate Word	57 35								
322	A	Northwestern St.	61 53	115	H	Lamar University	51 39								
121	A	SFA	46 59	334	H	Sam Houston St.	69 44								
211	H	Abilene Christian	63 45	296	H	Southeastern La.	63 47								

Non-Div I Games: Central Baptist 75 34 Williams Baptist 77 31 Crowley's Ridge 106 23 Hendrix 79 22 Central Ark.

Loss, Non-Conf, S Site, H Home A Away N Neutral

Average RPI Win:	295	WON-LOST	WINNING	LAST 10	STRENGTH OF	OPP. STRENGTH	TEAM	ADJ.	CONF.	ADJ CONF.
Average RPI Loss:	174	RECORD	PCT. RANK	GAMES	SCHEDULE	OF SCHEDULE	RPI	RPI	RPI	RPI
DIV. I ONLY	5- 18	307	4- 6	147	317	291	291	29	29	
DIV. I NON-CONF.	0- 11	337	0- 0	51	191	288	288	29	29	

TOTALS	RPI 1-25	RPI 26-50	W-L RECORDS	RPI 51-100	RPI 101-999	RPI 201+				
5- 18	0- 0	0- 1	OVERALL	0- 4	5- 13	5- 8				
4- 7	0- 0	0- 0	HOME	0- 1	4- 6	4- 4				
1- 11	0- 0	0- 1	AWAY	0- 3	1- 7	1- 4				
0- 0	0- 0	0- 0	NEUTRAL	0- 0	0- 0	0- 0				
0- 11	0- 0	0- 1	NON-CONFERENCE	0- 4	0- 6	0- 3				
0- 4	0- 0	0- 0	HOME	0- 1	0- 3	0- 1				
0- 7	0- 0	0- 1	AWAY	0- 3	0- 3	0- 2				
0- 0	0- 0	0- 0	NEUTRAL	0- 0	0- 0	0- 0				
5- 7	0- 0	0- 0	CONFERENCE	0- 0	5- 7	5- 5				
4- 3	0- 0	0- 0	HOME	0- 0	4- 3	4- 3				
1- 4	0- 0	0- 0	AWAY	0- 0	1- 4	1- 2				
0- 0	0- 0	0- 0	NEUTRAL	0- 0	0- 0	0- 0				

RPI 1-25				RPI 26-50				RPI 51-100				RPI 101+ Team's RPI: 291			
RPI	S	Opponent	Score	RPI	S	Opponent	Score	RPI	S	Opponent	Score	RPI	S	Opponent	Score
				30	A	Virginia	59 103	54	A	West Virginia	52 102	113	A	Saint Francis (PA)	59 87
								58	A	Duquesne	58 83	131	H	Yale	62 75
								80	H	Albany (NY)	60 72	140	H	Brown	55 78
								82	A	Penn St.	66 83	145	A	Robert Morris	47 66
												158	A	Hartford	52 68
												203	A	Stony Brook	55 60
												259	H	Morgan St.	41 61
												269	H	St. Francis Brooklyn	70 78
												274	H	Mt. St. Mary's	56 68
												276	A	Fairleigh Dickinson	49 78
												276	H	Fairleigh Dickinson	76 56
												284	H	LIU Brooklyn	54 61
												288	A	Vermont	48 62
												290	A	Sacred Heart	73 71
												290	H	Sacred Heart	69 59
												295	A	Bryant	50 66
												295	H	Bryant	66 59
												325	H	Wagner	59 56

LAST 12 Division I GAMES:															
				295	H	Bryant	66 59	269	H	St. Francis Brooklyn	70 78				
				276	H	Fairleigh Dickinson	76 56	276	A	Fairleigh Dickinson	49 78				
				290	A	Sacred Heart	73 71	290	H	Sacred Heart	69 59				
				145	A	Robert Morris	47 66	295	A	Bryant	50 66				
				113	A	Saint Francis (PA)	59 87	325	H	Wagner	59 56				
				284	H	LIU Brooklyn	54 61	274	H	Mt. St. Mary's	56 68				

Non-Div I Games:

Central Conn. St.

Average RPI Win:	144	WON-LOST	WINNING	LAST 10	STRENGTH OF	OPP. STRENGTH	TEAM	ADJ.	CONF.	ADJ CONF.
Average RPI Loss:	42	RECORD	PCT. RANK	GAMES	SCHEDULE	OF SCHEDULE	RPI	RPI	RPI	RPI
DIV. I ONLY	19- 4	20	9- 1	79	68	25	25	7	7	
DIV. I NON-CONF.	7- 3	74	0- 0	193	48	90	90	8	8	

TOTALS	RPI 1-25	RPI 26-50	W-L RECORDS	RPI 51-100	RPI 101-999	RPI 201+				
19- 4	1- 1	1- 1	OVERALL	4- 2	13- 0	7- 0				
8- 2	1- 0	0- 1	HOME	2- 1	5- 0	2- 0				
9- 2	0- 1	1- 0	AWAY	2- 1	6- 0	4- 0				
2- 0	0- 0	0- 0	NEUTRAL	0- 0	2- 0	1- 0				
7- 3	0- 0	0- 1	NON-CONFERENCE	0- 2	7- 0	4- 0				
2- 2	0- 0	0- 1	HOME	0- 1	2- 0	1- 0				
3- 1	0- 0	0- 0	AWAY	0- 1	3- 0	2- 0				
2- 0	0- 0	0- 0	NEUTRAL	0- 0	2- 0	1- 0				
12- 1	1- 1	1- 0	CONFERENCE	4- 0	6- 0	3- 0				
6- 0	1- 0	0- 0	HOME	2- 0	3- 0	1- 0				
6- 1	0- 1	1- 0	AWAY	2- 0	3- 0	2- 0				
0- 0	0- 0	0- 0	NEUTRAL	0- 0	0- 0	0- 0				

RPI 1-25				Team's RPI: 25				RPI 26-50				RPI 51-100				RPI 101+			
RPI	S	Opponent	Score	RPI	S	Opponent	Score	RPI	S	Opponent	Score	RPI	S	Opponent	Score	RPI	S	Opponent	Score
14	A	Buffalo	82 85	40	A	Ball St.	69 65	53	H	Qui nni pi ac	70 84	104	N	Iowa St.	81 60				
14	H	Buffalo	86 79	42	H	Purdue	69 79	58	A	Duquesne	61 64	109	H	Western Mich.	74 70				
								62	H	Tol edo	85 47	127	A	Northern Ill.	81 78				
								83	A	Ohi o	74 72	128	H	Vanderbi lt	92 75				
								83	H	Ohi o	82 58	141	H	Kent St.	88 84				
								90	A	Mi ami (OH)	84 66	143	A	SIUE	94 56				
												205	H	Bowl ing Green	90 54				
												210	A	Eastern Mich.	95 72				
												213	A	Akron	95 86				
												219	A	Oakl and	103 85				
												247	N	San Diego St.	85 76				
												253	H	Col . of Charle ston	79 58				
												273	A	Indi ana St.	77 67				
LAST 12 Di vi si on I GAMES:																			
14	A	Buffalo	82 85	213	A	Akron	95 86												
62	H	Tol edo	85 47	127	A	Northern Ill.	81 78												
83	A	Ohi o	74 72	141	H	Kent St.	88 84												
210	A	Eastern Mi ch.	95 72	205	H	Bowl ing Green	90 54												
14	H	Buffalo	86 79	90	A	Mi ami (OH)	84 66												
109	H	Western Mi ch.	74 70	83	H	Ohi o	82 58												

Non-Div I Games: Aquinas 96 47

Central Mich.

Average RPI		Winn: 309	WON-LOST RECORD	WINNING PCT. RANK	LAST 10 GAMES	STRENGTH OF SCHEDULE	OPP. STRENGTH OF SCHEDULE	TEAM RPI	ADJ. RPI	CONF. RPI	ADJ. CONF. RPI
Loss: 194											
DIV. I ONLY			7- 14	258	4- 6	324	324	306	306	27	27
DIV. I NON-CONF.			2- 6	280	0- 0	336	248	335	335	28	28
TOTALS		RPI 1-25		RPI 26-50		W-L RECORDS	RPI 51-100	RPI 101-999		RPI 201+	
7- 14	0- 0			0- 0		OVERALL	0- 2	7- 12		7- 7	
4- 5	0- 0			0- 0		HOME	0- 0	4- 5		4- 3	
3- 8	0- 0			0- 0		AWAY	0- 0	3- 3		3- 2	
0- 1	0- 0			0- 0		NEUTRAL	0- 0	0- 1		0- 0	
2- 6	0- 0			0- 0		NON-CONFERENCE	0- 1	2- 5		2- 3	
1- 2	0- 0			0- 0		HOME	0- 0	1- 2		1- 2	
1- 3	0- 0			0- 0		AWAY	0- 1	1- 2		1- 1	
0- 1	0- 0			0- 0		NEUTRAL	0- 0	0- 1		0- 0	
5- 8	0- 0			0- 0		CONFERENCE	0- 1	5- 7		5- 4	
3- 3	0- 0			0- 0		HOME	0- 0	3- 3		3- 1	
2- 5	0- 0			0- 0		AWAY	0- 1	2- 4		2- 3	
0- 0	0- 0			0- 0		NEUTRAL	0- 0	0- 0		0- 0	

RPI 1-25				RPI 26-50				RPI 51-100				RPI 101+				Team's RPI: 306	
RPI	S	Opponent	Score	RPI	S	Opponent	Score	RPI	S	Opponent	Score	RPI	S	Opponent	Score		
								64	A	Georgia Tech	51	78	136	A	Clemson	30	66
								88	A	Liberty	53	63	139	A	Radford	57	74
													139	H	Radford	56	61
													158	N	Hartford	43	62
													184	H	High Point	74	75
													223	A	UNC Asheville	69	71
													223	H	UNC Asheville	61	78
													224	A	Gardner-Webb	52	68
													248	A	Campbell	49	58
													248	H	Campbell	63	59
													264	H	Lipscomb	54	58
													279	A	Presbyterian	64	61
													297	A	Wofford	68	45
													305	H	Coppin St.	72	58
													308	A	FIU	70	77
													314	H	South Carolina St.	58	60
													341	H	Winthrop	81	45
													347	A	Longwood	78	61
													347	H	Longwood	73	57
LAST 12 Division I GAMES:																	
				223	A	UNC Asheville	69	71	223	H	UNC Asheville	61	78				
				139	A	Radford	57	74	224	A	Gardner-Webb	52	68				
				248	H	Campbell	63	59	341	H	Winthrop	81	45				
				347	A	Longwood	78	61	139	H	Radford	56	61				
				279	A	Presbyterian	64	61	248	A	Campbell	49	58				
				184	H	High Point	74	75	88	A	Liberty	53	63				

Non-Div I Games:	Erskine	79	43	Southern Wesleyan	94	56
------------------	---------	----	----	-------------------	----	----

Charleston So.

■ Loss, ■ Non-Conf, S Site, H Home A Away N Neutral

Average RPI Win:	244	WON-LOST	WINNING	LAST 10	STRENGTH OF	OPP. STRENGTH	TEAM	ADJ.	CONF.	ADJ CONF.
Average RPI Loss:	114	RECORD	PCT. RANK	GAMES	SCHEDULE	OF SCHEDULE	RPI	RPI	RPI	RPI
DIV. I ONLY	11- 13	203	6- 4	130	168	170	170	18	18	
DIV. I NON-CONF.	4- 9	249	0- 1	84	83	205	205	19	19	

TOTALS	RPI 1-25	RPI 26-50	W-L RECORDS	RPI 51-100	RPI 101-999	RPI 201+				
11- 13	0- 2	0- 1	OVERALL	1- 3	10- 7	7- 2				
7- 3	0- 1	0- 0	HOME	1- 2	6- 0	5- 0				
4- 8	0- 0	0- 0	AWAY	0- 1	4- 7	2- 2				
0- 2	0- 1	0- 1	NEUTRAL	0- 0	0- 0	0- 0				
4- 9	0- 2	0- 1	NON-CONFERENCE	1- 2	3- 4	3- 1				
3- 2	0- 1	0- 0	HOME	1- 1	2- 0	2- 0				
1- 5	0- 0	0- 0	AWAY	0- 1	1- 4	1- 1				
0- 2	0- 1	0- 1	NEUTRAL	0- 0	0- 0	0- 0				
7- 4	0- 0	0- 0	CONFERENCE	0- 1	7- 3	4- 1				
4- 1	0- 0	0- 0	HOME	0- 1	4- 0	3- 0				
3- 3	0- 0	0- 0	AWAY	0- 0	3- 3	1- 1				
0- 0	0- 0	0- 0	NEUTRAL	0- 0	0- 0	0- 0				

RPI 1-25				RPI 26-50				RPI 51-100				RPI 101+				Team's RPI: 170
RPI	S	Opponent	Score	RPI	S	Opponent	Score	RPI	S	Opponent	Score	RPI	S	Opponent	Score	
17	N	Iowa	64 77	35	N	South Dakota St.	70 71	58	H	Duquesne	75 72	105	A	Arkansas	72 73	
22	H	Rutgers	54 77					61	H	Mercer	74 90	123	A	Middle Tenn.	45 64	
								93	H	Rice	55 62	151	A	UTEP	58 67	
								98	A	Wake Forest	69 71	168	A	Davidsen	66 68	
												175	A	Louisiana Tech	64 51	
												188	A	Wisconsin	66 80	
												199	A	Southern Miss.	85 79	
												199	H	Southern Miss.	66 56	
												202	A	East Carolina	55 58	
												215	A	North Texas	68 73	
												223	A	UNC Asheville	51 47	
												280	A	Old Dominion	63 60	
												294	H	UTSA	88 75	
												305	H	Coppin St.	78 49	
												308	H	FIU	80 57	
												314	H	South Carolina St.	64 49	
												324	H	Marshall	67 61	

LAST 12 Division I GAMES:																
175	A	Louisiana Tech	64 51	93	H	Rice	55 62	215	A	North Texas	68 73					
294	H	UTSA	88 75					151	A	UTEP	58 67					
308	H	FIU	80 57					280	A	Old Dominion	63 60					
324	H	Marshall	67 61					199	H	Southern Miss.	66 56					
123	A	Middle Tenn.	45 64					61	H	Mercer	74 90					
199	A	Southern Miss.	85 79													

Non-Div I Games:

Charlotte

Average RPI Win:	190	WON-LOST	WINNING	LAST 10	STRENGTH OF	OPP. STRENGTH	TEAM	ADJ.	CONF.	ADJ CONF.
Average RPI Loss:	102	RECORD	PCT. RANK	GAMES	SCHEDULE	OF SCHEDULE	RPI	RPI	RPI	RPI
DIV. I ONLY	15- 10	116	5- 5	128	109	116	116	17	17	
DIV. I NON-CONF.	9- 5	99	1- 0	65	52	63	63	16	16	

TOTALS	RPI 1-25	RPI 26-50	W-L RECORDS	RPI 51-100	RPI 101-999	RPI 201+				
15- 10	0- 1	1- 2	OVERALL	1- 2	13- 5	6- 0				
7- 5	0- 0	1- 1	HOME	0- 2	6- 2	3- 0				
5- 4	0- 1	0- 0	AWAY	1- 0	4- 3	3- 0				
3- 1	0- 0	0- 1	NEUTRAL	0- 0	3- 0	0- 0				
9- 5	0- 1	1- 2	NON-CONFERENCE	1- 1	7- 1	1- 0				
4- 2	0- 0	1- 1	HOME	0- 1	3- 0	1- 0				
2- 2	0- 1	0- 0	AWAY	1- 0	1- 1	0- 0				
3- 1	0- 0	0- 1	NEUTRAL	0- 0	3- 0	0- 0				
6- 5	0- 0	0- 0	CONFERENCE	0- 1	6- 4	5- 0				
3- 3	0- 0	0- 0	HOME	0- 1	3- 2	2- 0				
3- 2	0- 0	0- 0	AWAY	0- 0	3- 2	3- 0				
0- 0	0- 0	0- 0	NEUTRAL	0- 0	0- 0	0- 0				

RPI 1-25				RPI 26-50				RPI 51-100				RPI 101+ Team's RPI: 116			
RPI	S	Opponent	Score	RPI	S	Opponent	Score	RPI	S	Opponent	Score	RPI	S	Opponent	Score
13	A	Green Bay	30 60	34	N	Princeton	49 59	61	H	Mercer	50 71	102	N	Auburn	50 41
				46	H	UCF	57 58	66	A	Indiana	64 61	117	N	Georgetown	54 41
				49	H	FGCU	68 61	73	H	Virginia Tech	44 64	130	A	ETSU	58 65
												130	H	ETSU	55 61
												148	H	Samford	68 58
												160	A	Florida	65 60
												174	A	Furman	57 58
												174	H	Furman	45 50
												181	H	UT Martin	87 82
												183	A	Stetson	67 78
												192	N	Northwestern	61 44
												198	H	Hampton	64 52
												230	A	UNCG	73 57
												230	H	UNCG	49 42
												279	H	Presbyterian	71 51
												297	A	Wofford	54 47
												302	A	Western Caro.	58 41
												302	H	Western Caro.	47 32

LAST 12 Division I GAMES:															
				174	H	Furman	45 50	174	A	Furman	57 58				
				130	H	ETSU	55 61	297	A	Wofford	54 47				
				230	A	UNCG	73 57	130	A	ETSU	58 65				
				302	A	Western Caro.	58 41	302	H	Western Caro.	47 32				
				61	H	Mercer	50 71	230	H	UNCG	49 42				
				148	H	Samford	68 58	198	H	Hampton	64 52				

Non-Div I Games:

Chattanooga

Average RPI Win:	328	WON-LOST	WINNING	LAST 10	STRENGTH OF	OPP. STRENGTH	TEAM	ADJ.	CONF.	ADJ CONF.
Average RPI Loss:	207	RECORD	PCT. RANK	GAMES	SCHEDULE	OF SCHEDULE	RPI	RPI	RPI	RPI
DIV. I ONLY	1- 24	349	1- 9	237	340	340	340	31	31	
DIV. I NON-CONF.	0- 15	337	0- 2	215	283	339	339	31	31	

TOTALS	RPI 1-25	RPI 26-50	W-L RECORDS	RPI 51-100	RPI 101-999	RPI 201+				
1- 24	0- 0	0- 0	OVERALL	0- 2	1- 22	1- 14				
0- 11	0- 0	0- 0	HOME	0- 0	0- 11	0- 7				
1- 12	0- 0	0- 0	AWAY	0- 2	1- 10	1- 7				
0- 1	0- 0	0- 0	NEUTRAL	0- 0	0- 1	0- 0				
0- 15	0- 0	0- 0	NON-CONFERENCE	0- 2	0- 13	0- 5				
0- 7	0- 0	0- 0	HOME	0- 0	0- 7	0- 3				
0- 7	0- 0	0- 0	AWAY	0- 2	0- 5	0- 2				
0- 1	0- 0	0- 0	NEUTRAL	0- 0	0- 1	0- 0				
1- 9	0- 0	0- 0	CONFERENCE	0- 0	1- 9	1- 9				
0- 4	0- 0	0- 0	HOME	0- 0	0- 4	0- 4				
1- 5	0- 0	0- 0	AWAY	0- 0	1- 5	1- 5				
0- 0	0- 0	0- 0	NEUTRAL	0- 0	0- 0	0- 0				

RPI 1-25				RPI 26-50				RPI 51-100				RPI 101+ Team's RPI: 340					
RPI	S	Opponent	Score	RPI	S	Opponent	Score	RPI	S	Opponent	Score	RPI	S	Opponent	Score		
								86	A	Kansas St.	51	99	101	A	Western Ill.	54	71
								97	A	Wright St.	39	84	101	H	Western Ill.	45	83
												122	H	Milwaukee	59	84	
												127	H	Northern Ill.	59	80	
												149	A	Wichita St.	63	66	
												166	A	Pittsburgh	49	87	
												192	H	Northwestern	36	63	
												193	N	Oral Roberts	43	73	
												208	H	Morehead St.	40	79	
												212	A	Illinois	56	66	
												221	A	Seattle U	60	72	
												221	H	Seattle U	56	63	
												222	A	CSU Bakersfield	49	63	
												222	H	CSU Bakersfield	36	63	
												239	A	New Mexico St.	59	74	
												270	A	Grand Canyon	36	64	
												270	H	Grand Canyon	43	59	
												289	A	Valparaiso	60	71	
												309	H	Loyola Chicago	28	46	
												310	H	Jackson St.	69	87	
												311	A	UTRGV	44	81	
												328	A	Utah Valley	84	74	
												328	H	Utah Valley	30	68	
LAST 12 Division I GAMES:																	
				221	A	Seattle U	60	72				270	A	Grand Canyon	36	64	
				328	A	Utah Valley	84	74				328	H	Utah Valley	30	68	
				270	H	Grand Canyon	43	59				221	H	Seattle U	56	63	
				222	H	CSU Bakersfield	36	63				239	A	New Mexico St.	59	74	
				311	A	UTRGV	44	81				166	A	Pittsburgh	49	87	
				222	A	CSU Bakersfield	49	63				122	H	Milwaukee	59	84	

Non-Div I Games:

Chicago St.

Average RPI Loss: 107

DIV. I ONLY	14- 10	129	6- 4	143	85	132	132	8	8
DIV. I NON-CONF.	7- 5	132	0- 0	263	123	217	217	7	7
TOTALS	RPI 1-25	RPI 26-50	W-L RECORDS	RPI 51-100	RPI 101-999	RPI 201+			
14- 10	0- 3	0- 1	OVERALL	3- 0	11- 6	7- 2			
9- 6	0- 2	0- 1	HOME	2- 0	7- 3	5- 1			
5- 4	0- 1	0- 0	AWAY	1- 0	4- 3	2- 1			
0- 0	0- 0	0- 0	NEUTRAL	0- 0	0- 0	0- 0			
7- 5	0- 1	0- 0	NON-CONFERENCE	1- 0	6- 4	6- 1			
6- 3	0- 1	0- 0	HOME	1- 0	5- 2	5- 0			
1- 2	0- 0	0- 0	AWAY	0- 0	1- 2	1- 1			
0- 0	0- 0	0- 0	NEUTRAL	0- 0	0- 0	0- 0			
7- 5	0- 2	0- 1	CONFERENCE	2- 0	5- 2	1- 1			
3- 3	0- 1	0- 1	HOME	1- 0	2- 1	0- 1			
4- 2	0- 1	0- 0	AWAY	1- 0	3- 1	1- 0			
0- 0	0- 0	0- 0	NEUTRAL	0- 0	0- 0	0- 0			

RPI 1-25				RPI 26-50				RPI 51-100				RPI 101+ Team's RPI: 132			
RPI	S	Opponent	Score	RPI	S	Opponent	Score	RPI	S	Opponent	Score	RPI	S	Opponent	Score
1	A	UConn	65 106	46	H	UCF	38 50	59	A	Houston	88 82	113	H	Saint Francis (PA)	73 77
7	H	Ohio St.	76 87					90	H	Miami (OH)	73 62	130	A	ETSU	77 87
24	H	South Fla.	46 69					100	H	Tulane	83 52	149	A	Wichita St.	75 69
												166	H	Pittsburgh	46 66
												171	A	Tulsa	51 64
												186	A	SMU	58 40
												191	H	Temple	80 72
												197	H	Memphis	64 53
												202	A	East Carolina	66 54
												202	H	East Carolina	70 79
												205	H	Bowling Green	75 51
												214	A	Xavier	50 53
												228	H	Southeast Mo. St.	65 52
												252	H	Howard	87 53
												280	A	Old Dominion	54 33
												293	H	Eastern Ky.	64 53
												296	H	Southeastern La.	82 43
LAST 12 Division I GAMES:															
100	H	Tulane	83 52	197	H	Memphis	64 53								
149	A	Wichita St.	75 69	191	H	Temple	80 72								
1	A	UConn	65 106	59	A	Houston	88 82								
46	H	UCF	38 50	171	A	Tulsa	51 64								
202	H	East Carolina	70 79	24	H	South Fla.	46 69								
186	A	SMU	58 40	202	A	East Carolina	66 54								

Non-Div I Games:	Slippery Rock	85	52
------------------	---------------	----	----

Cincinnati

■ Loss, ■ Non-Conf, S Site, H Home A Away N Neutral

Clemson				Through Games Of Feb. 16, 2018							
Average RPI	Win:	250	WON-LOST	WINNING	LAST 10	STRENGTH OF	OPP. STRENGTH	TEAM	ADJ.	CONF.	ADJ CONF.
Average RPI	Loss:	45	RECORD	PCT. RANK	GAMES	SCHEDULE	OF SCHEDULE	RPI	RPI	RPI	RPI
DIV. I ONLY			11- 16	225	1- 9	49	64	136	136	1	1
DIV. I NON-CONF.			10- 3	52	0- 0	210	298	110	110	1	1

TOTALS	RPI 1-25			RPI 26-50		W-L RECORDS		RPI 51-100		RPI 101-999	RPI 201+
11- 16	0- 8			0- 2		OVERALL		1- 3		10- 3	7- 0
7- 7	0- 4			0- 0		HOME		0- 2		7- 1	5- 0
3- 7	0- 3			0- 2		AWAY		1- 1		2- 1	1- 0
1- 2	0- 1			0- 0		NEUTRAL		0- 0		1- 1	1- 0
10- 3	0- 2			0- 0		NON-CONFERENCE		1- 0		9- 1	7- 0
6- 1	0- 1			0- 0		HOME		0- 0		6- 0	5- 0
3- 0	0- 0			0- 0		AWAY		1- 0		2- 0	1- 0
1- 2	0- 1			0- 0		NEUTRAL		0- 0		1- 1	1- 0
1- 13	0- 6			0- 2		CONFERENCE		0- 3		1- 2	0- 0
1- 6	0- 3			0- 0		HOME		0- 2		1- 1	0- 0
0- 7	0- 3			0- 2		AWAY		0- 1		0- 1	0- 0
0- 0	0- 0			0- 0		NEUTRAL		0- 0		0- 0	0- 0

RPI 1-25				RPI 26-50				RPI 51-100				RPI 101+ Team's RPI: 136			
RPI	S	Opponent	Score	RPI	S	Opponent	Score	RPI	S	Opponent	Score	RPI	S	Opponent	Score
2	A	Notre Dame	37 90	30	A	Virginia	41 70	51	H	Miami (FL)	60 72	108	A	North Carolina	52 59
4	A	Louisville	46 65	31	A	Syracuse	51 86	60	A	Nebraska	67 66	119	N	Central Ark.	47 53
6	A	Florida St.	43 91					64	A	Georgia Tech	33 66	166	H	Pittsburgh	42 58
6	H	Florida St.	47 69					64	H	Georgia Tech	48 60	175	A	Louisiana Tech	55 47
14	N	Buffalo	41 61									196	H	Jacksonville St.	53 45
15	H	South Carolina	36 66									201	H	Boston College	65 61
19	H	NC State	41 62									268	H	Prairie View	64 58
20	H	Duke	35 60									299	H	Monmouth	57 54

Non-Div I Games:

Cleveland St.

Cleveland St.				Through Games Of Feb. 16, 2018						
Average RPI Win:	234	WON-LOST	WINNING	LAST 10	STRENGTH OF	OPP. STRENGTH	TEAM	ADJ.	CONF.	ADJ CONF.
Average RPI Loss:	84	RECORD	PCT. RANK	GAMES	SCHEDULE	OF SCHEDULE	RPI	RPI	RPI	RPI
DIV. I ONLY	18- 8	71	7- 3	203	173	110	110	11	11	
DIV. I NON-CONF.	8- 3	65	0- 0	238	225	113	113	15	15	

TOTALS	RPI 1-25	RPI 26-50	W-L RECORDS	RPI 51-100	RPI 101-999	RPI 201+				
18- 8	1- 1	0- 1	OVERALL	2- 3	15- 3	14- 0				
10- 3	1- 0	0- 1	HOME	2- 1	7- 1	7- 0				
7- 4	0- 1	0- 0	AWAY	0- 2	7- 1	7- 0				
1- 1	0- 0	0- 0	NEUTRAL	0- 0	1- 1	0- 0				
8- 3	0- 0	0- 1	NON-CONFERENCE	1- 1	7- 1	6- 0				
4- 1	0- 0	0- 1	HOME	1- 0	3- 0	3- 0				
3- 1	0- 0	0- 0	AWAY	0- 1	3- 0	3- 0				
1- 1	0- 0	0- 0	NEUTRAL	0- 0	1- 1	0- 0				
10- 5	1- 1	0- 0	CONFERENCE	1- 2	8- 2	8- 0				
6- 2	1- 0	0- 0	HOME	1- 1	4- 1	4- 0				
4- 3	0- 1	0- 0	AWAY	0- 1	4- 1	4- 0				
0- 0	0- 0	0- 0	NEUTRAL	0- 0	0- 0	0- 0				

RPI 1-25				RPI 26-50				RPI 51-100				RPI 101+ Team's RPI: 110			
RPI	S	Opponent	Score	RPI	S	Opponent	Score	RPI	S	Opponent	Score	RPI	S	Opponent	Score
13	A	Green Bay	43 69	40	H	Ball St.	64 76	62	A	Toledo	56 65	112	N	Saint Louis	64 80
13	H	Green Bay	71 60					70	A	IUPUI	56 94	122	A	Milwaukee	72 79
								70	H	IUPUI	64 77	169	N	Louisiana	54 45
								83	H	Ohio	71 64	182	H	Youngstown St.	52 66
								97	H	Wright St.	71 70	210	H	Eastern Mich.	77 65
												219	A	Oakland	86 66
												219	H	Oakland	70 62
												241	A	Niagara	70 61
												243	A	Northern Ky.	70 65
												243	H	Northern Ky.	72 49
												251	A	Illinois St.	56 47
												255	A	Bradley	67 65
												318	A	Detroit Mercy	90 76
												318	H	Detroit Mercy	75 50
												324	H	Marshall	85 76
												335	A	Ill.-Chicago	64 42
												335	H	Ill.-Chicago	70 67
												346	H	Eastern Ill.	77 69

LAST 12 Division I GAMES:															
13	H	Green Bay	71 60	97	H	Wright St.	71 70								
70	A	IUPUI	56 94	182	H	Youngstown St.	52 66								
335	A	Ill.-Chicago	64 42	243	A	Northern Ky.	70 65								
219	A	Oakland	86 66	13	A	Green Bay	43 69								
318	A	Detroit Mercy	90 76	122	A	Milwaukee	72 79								
243	H	Northern Ky.	72 49	335	H	Ill.-Chicago	70 67								

Non-Div I Games:

Cleveland St.

Cleveland St.

Average RPI Win:	254	WON-LOST	WINNING	LAST 10	STRENGTH OF	OPP. STRENGTH	TEAM	ADJ.	CONF.	ADJ CONF.
Average RPI Loss:	171	RECORD	PCT. RANK	GAMES	SCHEDULE	OF SCHEDULE	RPI	RPI	RPI	RPI
DIV. I ONLY	11- 12	199	5- 5	285	255	266	266	23	23	
DIV. I NON-CONF.	4- 5	202	0- 0	329	239	326	326	23	23	

TOTALS	RPI 1-25	RPI 26-50	W-L RECORDS	RPI 51-100	RPI 101-999	RPI 201+				
11- 12	0- 0	0- 1	OVERALL	0- 1	11- 10	7- 4				
10- 4	0- 0	0- 0	HOME	0- 0	10- 4	7- 2				
1- 5	0- 0	0- 0	AWAY	0- 0	1- 5	0- 1				
0- 3	0- 0	0- 1	NEUTRAL	0- 1	0- 1	0- 1				
4- 5	0- 0	0- 1	NON-CONFERENCE	0- 1	4- 3	4- 3				
4- 2	0- 0	0- 0	HOME	0- 0	4- 2	4- 2				
0- 0	0- 0	0- 0	AWAY	0- 0	0- 0	0- 0				
0- 3	0- 0	0- 1	NEUTRAL	0- 1	0- 1	0- 1				
7- 7	0- 0	0- 0	CONFERENCE	0- 0	7- 7	3- 1				
6- 2	0- 0	0- 0	HOME	0- 0	6- 2	3- 0				
1- 5	0- 0	0- 0	AWAY	0- 0	1- 5	0- 1				
0- 0	0- 0	0- 0	NEUTRAL	0- 0	0- 0	0- 0				

RPI 1-25				RPI 26-50				RPI 51-100				RPI 101+				Team's RPI: 266
RPI	S	Opponent	Score	RPI	S	Opponent	Score	RPI	S	Opponent	Score	RPI	S	Opponent	Score	
				31	N	Syracuse	57 69	60	N	Nebraska	47 55	118	H	Little Rock	49 51	
												133	A	Texas St.	69 78	
												133	H	Texas St.	65 64	
												137	A	South Ala.	62 68	
												169	A	Louisiana	55 59	
												178	A	UT Arlington	63 65	
												178	H	UT Arlington	89 76	
												179	A	Troy	97 92	
												179	H	Troy	84 71	
												190	H	Arkansas St.	63 70	
												215	N	North Texas	34 50	
												230	H	UNCG	54 60	
												253	H	Col. of Charleston	70 72	
												258	H	Appalachian St.	73 68	
												261	H	UNCW	57 41	
												297	H	Wofford	67 51	
												320	H	Georgia St.	64 49	
												321	H	Ga. Southern	54 51	
												331	H	Fort Wayne	67 58	
												333	H	N.C. Central	68 65	
												338	A	La.-Monroe	56 62	

LAST 12 Division I GAMES:																
				179	H	Troy	84 71	179	A	Troy	97 92					
				258	H	Appalachian St.	73 68	137	A	South Ala.	62 68					
				178	A	UT Arlington	63 65	320	H	Georgia St.	64 49					
				133	A	Texas St.	69 78	321	H	Ga. Southern	54 51					
				118	H	Little Rock	49 51	169	A	Louisiana	55 59					
				190	H	Arkansas St.	63 70	338	A	La.-Monroe	56 62					

Non-Div I Games: Lees-McRae 73 47 Allen 93 49

Coastal Caro.

Loss, Non-Conf, S Site, H Home A Away N Neutral

Average RPI		Win: 263	WON-LOST RECORD	WINNING PCT. RANK	LAST 10 GAMES	STRENGTH OF SCHEDULE	OPP. STRENGTH OF SCHEDULE	TEAM RPI	ADJ. RPI	CONF. RPI	ADJ. CONF. RPI
Div. I ONLY			6- 19	300	1- 9	133	164	253	253	10	10
Div. I NON-CONF.			4- 7	226	0- 0	191	167	230	230	12	12
TOTALS		RPI 1-25		RPI 26-50		W-L RECORDS		RPI 51-100	RPI 101-999	RPI 201+	
6- 19	0- 2			0- 0		OVERALL		0- 7	6- 10	6- 5	
2- 10	0- 0			0- 0		HOME		0- 4	2- 6	2- 4	
4- 9	0- 2			0- 0		AWAY		0- 3	4- 4	4- 1	
0- 0	0- 0			0- 0		NEUTRAL		0- 0	0- 0	0- 0	
4- 7	0- 2			0- 0		NON-CONFERENCE		0- 2	4- 3	4- 2	
2- 3	0- 0			0- 0		HOME		0- 1	2- 2	2- 2	
2- 4	0- 2			0- 0		AWAY		0- 1	2- 1	2- 0	
0- 0	0- 0			0- 0		NEUTRAL		0- 0	0- 0	0- 0	
2- 12	0- 0			0- 0		CONFERENCE		0- 5	2- 7	2- 3	
0- 7	0- 0			0- 0		HOME		0- 3	0- 4	0- 2	
2- 5	0- 0			0- 0		AWAY		0- 2	2- 3	2- 1	
0- 0	0- 0			0- 0		NEUTRAL		0- 0	0- 0	0- 0	

RPI 1-25					RPI 26-50					RPI 51-100					RPI 101+					Team's RPI: 253	
RPI	S	Opponent	Score		RPI	S	Opponent	Score		RPI	S	Opponent	Score		RPI	S	Opponent	Score			
15	A	South Carolina	43	69						56	A	Elon	44	97	125	H	Delaware	59	68		
25	A	Central Mich.	58	79						56	H	Elon	55	77	135	A	Northeastern	37	59		
										57	H	Drexel	53	80	157	A	William & Mary	66	79		
										63	A	Michigan St.	43	107	157	H	William & Mary	54	68		
										69	A	James Madison	53	67	174	A	Furman	58	72		
										69	H	James Madison	45	67	229	A	North Florida	73	69		
										98	H	Wake Forest	40	77	240	A	Hofstra	60	65		
															240	H	Hofstra	60	75		
															248	H	Campbell	45	53		
															258	H	Appalachian St.	70	76		
															261	A	UNCW	72	63		
															262	A	Towson	80	67		
															262	H	Towson	58	83		
															264	H	Lipscomb	85	69		
															266	A	Coastal Caro.	72	70		
															297	H	Wofford	59	51		
LAST 12 Division I GAMES:																					
					56	A	Elon	44	97	262	H	Towson	58	83							
					261	A	UNCW	72	63	69	H	James Madison	45	67							
					57	H	Drexel	53	80	240	A	Hofstra	60	65							
					56	H	Elon	55	77	135	A	Northeastern	37	59							
					69	A	James Madison	53	67	125	H	Delaware	59	68							
					157	A	William & Mary	66	79	240	H	Hofstra	60	75							

Non-Div I Games:

Col. of Charleston

Average RPI Win: 270	WON-LOST RECORD	WINNING PCT. RANK	LAST 10 GAMES	STRENGTH OF SCHEDULE	OPP. STRENGTH OF SCHEDULE	TEAM RPI	ADJ. RPI	CONF. RPI	ADJ CONF. RPI
Average RPI Loss: 152									
DIV. I ONLY	5- 20	313	1- 9	132	247	265	265	15	15
DIV. I NON-CONF.	4- 7	226	0- 0	244	310	239	239	18	18

TOTALS	RPI 1-25	RPI 26-50	W-L RECORDS	RPI 51-100	RPI 101-999	RPI 201+			
5- 20	0- 0	0- 2	OVERALL	0- 4	5- 14	4- 5			
1- 10	0- 0	0- 0	HOME	0- 2	1- 8	1- 2			
4- 10	0- 0	0- 2	AWAY	0- 2	4- 6	3- 3			
0- 0	0- 0	0- 0	NEUTRAL	0- 0	0- 0	0- 0			
4- 7	0- 0	0- 2	NON-CONFERENCE	0- 0	4- 5	4- 2			
1- 3	0- 0	0- 0	HOME	0- 0	1- 3	1- 1			
3- 4	0- 0	0- 2	AWAY	0- 0	3- 2	3- 1			
0- 0	0- 0	0- 0	NEUTRAL	0- 0	0- 0	0- 0			
1- 13	0- 0	0- 0	CONFERENCE	0- 4	1- 9	0- 3			
0- 7	0- 0	0- 0	HOME	0- 2	0- 5	0- 1			
1- 6	0- 0	0- 0	AWAY	0- 2	1- 4	0- 2			
0- 0	0- 0	0- 0	NEUTRAL	0- 0	0- 0	0- 0			

RPI S Opponent	Score	RPI S Opponent	Score	RPI S Opponent	Score	RPI S Opponent	Score	Team's RPI: 265
		31 A Syracuse	39 79	55 A American	44 67	124 A Bucknell I	57 77	
		38 A Arizona St.	54 65	55 H American	55 77	124 H Bucknell I	42 63	
				79 A Navy	54 70	131 A Yale	56 82	
				79 H Navy	42 69	140 H Brown	73 83	
						173 H Army West Point	54 62	
						187 H Siena	70 73	
						189 A Lehigh	54 48	
						189 H Lehigh	51 59	
						195 A Boston U.	64 66	
						195 H Boston U.	49 62	
						234 A Lafayette	48 63	
						235 A Loyola Maryland	55 70	
						241 H Niagara	44 81	
						249 H Holy Cross	64 71	
						262 A Towson	65 61	
						267 A Cornell I	74 70	
						276 A Fairleigh Dickinson	51 61	
						287 A Canisius	70 63	
						345 H UMass Lowell	84 64	
LAST 12 Division I GAMES:								
189 A Lehigh	54 48	235 A Loyola Maryland	55 70					
124 H Bucknell I	42 63	189 H Lehigh	51 59					
195 A Boston U.	64 66	124 A Bucknell I	57 77					
79 H Navy	42 69	195 H Boston U.	49 62					
55 A American	44 67	79 A Navy	54 70					
173 H Army West Point	54 62	234 A Lafayette	48 63					

Non-Div I Games:

Colgate

Average RPI Win:	192	WON-LOST	WINNING	LAST 10	STRENGTH OF	OPP. STRENGTH	TEAM	ADJ.	CONF.	ADJ CONF.
Average RPI Loss:	70	RECORD	PCT. RANK	GAMES	SCHEDULE	OF SCHEDULE	RPI	RPI	RPI	RPI
DIV. I ONLY	12- 13	191	2- 8	120	47	142	142	5	5	
DIV. I NON-CONF.	8- 2	44	0- 0	226	119	79	79	3	3	

TOTALS	RPI 1-25	RPI 26-50	W-L RECORDS	RPI 51-100	RPI 101-999	RPI 201+				
12- 13	0- 3	0- 5	OVERALL	2- 3	10- 2	5- 1				
7- 7	0- 2	0- 3	HOME	1- 2	6- 0	4- 0				
5- 6	0- 1	0- 2	AWAY	1- 1	4- 2	1- 1				
0- 0	0- 0	0- 0	NEUTRAL	0- 0	0- 0	0- 0				
8- 2	0- 0	0- 0	NON-CONFERENCE	1- 1	7- 1	4- 0				
5- 1	0- 0	0- 0	HOME	1- 1	4- 0	3- 0				
3- 1	0- 0	0- 0	AWAY	0- 0	3- 1	1- 0				
0- 0	0- 0	0- 0	NEUTRAL	0- 0	0- 0	0- 0				
4- 11	0- 3	0- 5	CONFERENCE	1- 2	3- 1	1- 1				
2- 6	0- 2	0- 3	HOME	0- 1	2- 0	1- 0				
2- 5	0- 1	0- 2	AWAY	1- 1	1- 1	0- 1				
0- 0	0- 0	0- 0	NEUTRAL	0- 0	0- 0	0- 0				

RPI 1-25				RPI 26-50				RPI 51-100				RPI 101+ Team's RPI: 142			
RPI	S	Opponent	Score	RPI	S	Opponent	Score	RPI	S	Opponent	Score	RPI	S	Opponent	Score
8	H	Oregon	55 74	38	A	Arizona St.	59 73	51	H	Miami (FL)	67 61	108	A	North Carolina	80 87
9	H	UCLA	55 93	38	H	Arizona St.	47 72	92	A	Washington St.	75 89	111	H	George Mason	76 61
12	A	Stanford	53 62	39	A	Cal i forn i a	76 78	94	A	Utah	69 65	114	A	Colorado St.	70 67
				41	H	Oregon St.	71 86	94	H	Utah	74 78	148	A	Samford	71 60
				50	H	Southern Cal i forn i a	51 86	99	H	Dartmouth	75 81	180	A	Washi ngton	66 61
												180	H	Washi ngton	76 56
												225	H	Fla. Atlantic	76 69
												275	H	North Dakota St.	108 59
												277	A	Ari zona	63 72
												277	H	Ari zona	79 60
												307	A	Air Force	68 43
												337	H	Mi ssi ssi ppi Val .	85 48

LAST 12 Di vi si on I GAMES:															
180	H	Washi ngton	76 56	8	H	Oregon	55 74	38	A	Ari zona St.	59 73	277	A	Ari zona	63 72
12	A	Stanford	53 62	39	A	Cal i forn i a	76 78	9	H	UCLA	55 93	50	H	Southern Cal i forn i a	51 86
94	H	Utah	74 78	94	A	Utah	69 65	180	A	Washi ngton	66 61				
41	H	Oregon St.	71 86												

Non-Di v I Games: Westminster (MO) 106 47

Col orado

Average RPI Win:	206	WON-LOST	WINNING	LAST 10	STRENGTH OF	OPP. STRENGTH	TEAM	ADJ.	CONF.	ADJ CONF.
Average RPI Loss:	112	RECORD	PCT. RANK	GAMES	SCHEDULE	OF SCHEDULE	RPI	RPI	RPI	RPI
DIV. I ONLY	17- 7	63	8- 2	198	117	114	114	16	16	
DIV. I NON-CONF.	7- 3	74	0- 0	100	152	102	102	14	14	
<hr/>										
TOTALS	RPI 1-25	RPI 26-50	W-L RECORDS	RPI 51-100	RPI 101-999	RPI 201+				
17- 7	0- 0	2- 1	OVERALL	2- 2	13- 4	10- 0				
10- 5	0- 0	1- 1	HOME	1- 1	8- 3	7- 0				
7- 2	0- 0	1- 0	AWAY	1- 1	5- 1	3- 0				
0- 0	0- 0	0- 0	NEUTRAL	0- 0	0- 0	0- 0				
7- 3	0- 0	2- 1	NON-CONFERENCE	0- 0	5- 2	3- 0				
5- 3	0- 0	1- 1	HOME	0- 0	4- 2	3- 0				
2- 0	0- 0	1- 0	AWAY	0- 0	1- 0	0- 0				
0- 0	0- 0	0- 0	NEUTRAL	0- 0	0- 0	0- 0				
10- 4	0- 0	0- 0	CONFERENCE	2- 2	8- 2	7- 0				
5- 2	0- 0	0- 0	HOME	1- 1	4- 1	4- 0				
5- 2	0- 0	0- 0	AWAY	1- 1	4- 1	3- 0				
0- 0	0- 0	0- 0	NEUTRAL	0- 0	0- 0	0- 0				

RPI 1-25				RPI 26-50				RPI 51-100				RPI 101+				Team's RPI: 114
RPI	S	Opponent	Score	RPI	S	Opponent	Score	RPI	S	Opponent	Score	RPI	S	Opponent	Score	
29	H	Oklahoma	46 78	75	A	Wyoming	64 53	129	H	BYU	56 54					
33	A	Northern Colo.	55 44	75	H	Wyoming	49 53	134	H	Idaho	69 83					
45	H	Gonzaga	65 49	87	H	New Mexico	74 71	142	H	Colorado	67 70					
				91	A	UNLV	52 56	146	A	Fresno St.	45 56					
								165	H	Boise St.	58 62					
								176	A	Denver	61 56					
								200	A	Nevada	65 59					
								247	A	San Diego St.	65 63					
								247	H	San Diego St.	72 43					
								250	A	San Jose St.	73 66					
								250	H	San Jose St.	63 48					
								259	H	Morgan St.	60 44					
								268	H	Prairie View	71 59					
								292	H	Utah St.	56 45					
								307	A	Air Force	40 39					
								307	H	Air Force	61 50					
								333	H	N.C. Central	85 48					
<hr/>																
LAST 12 Division I GAMES:																
250	A	San Jose St.	73 66	91	A	UNLV	52 56									
307	H	Air Force	61 50	307	A	Air Force	40 39									
200	A	Nevada	65 59	75	H	Wyoming	49 53									
75	A	Wyoming	64 53	292	H	Utah St.	56 45									
87	H	New Mexico	74 71	146	A	Fresno St.	45 56									
247	H	San Diego St.	72 43	247	A	San Diego St.	65 63									

Non-Div I Games: Eastern N.M. 75 35

Colorado St.

■ Loss,
 ■ Non-Conf, S Site,
 ■ Home
 ■ Away
 N Neutral

C
o
l
u
m
b
i
a

Col umbi a					Through Games Of Feb. 16, 2018							
Average RPI	Win:	235	WON-LOST	WINNING	LAST 10	STRENGTH OF	OPP. STRENGTH	TEAM	ADJ.	CONF.	ADJ CONF.	
Average RPI	Loss:	108	RECORD	PCT. RANK	GAMES	SCHEDULE	OF SCHEDULE	RPI	RPI	RPI	RPI	
DIV. I ONLY		7- 17		279	1- 9	100		124	217	217	9	9
DIV. I NON-CONF.		6- 9		214	0- 3	126		137	174	174	9	9

TOTALS		RPI 1-25		RPI 26-50		W-L RECORDS		RPI 51-100	RPI 101-999		RPI 201+	
7- 17		0- 3		0- 2		OVERALL		0- 6	7- 6		5- 2	
3- 6		0- 1		0- 0		HOME		0- 1	3- 4		1- 1	
4- 8		0- 0		0- 1		AWAY		0- 5	4- 2		4- 1	
0- 3		0- 2		0- 1		NEUTRAL		0- 0	0- 0		0- 0	
6- 9		0- 3		0- 1		NON-CONFERENCE		0- 2	6- 3		4- 1	
3- 2		0- 1		0- 0		HOME		0- 0	3- 1		1- 0	
3- 4		0- 0		0- 0		AWAY		0- 2	3- 2		3- 1	
0- 3		0- 2		0- 1		NEUTRAL		0- 0	0- 0		0- 0	
1- 8		0- 0		0- 1		CONFERENCE		0- 4	1- 3		1- 1	
0- 4		0- 0		0- 0		HOME		0- 1	0- 3		0- 1	
1- 4		0- 0		0- 1		AWAY		0- 3	1- 0		1- 0	
0- 0		0- 0		0- 0		NEUTRAL		0- 0	0- 0		0- 0	

RPI 1-25				RPI 26-50				RPI 51-100				RPI 101+ Team's RPI: 217			
RPI	S	Opponent	Score	RPI	S	Opponent	Score	RPI	S	Opponent	Score	RPI	S	Opponent	Score
3	N	Mississippi St.	54 90	34	A	Princeton	47 69	59	A	Houston	53 77	113	H	Saint Francis (PA)	94 81
13	N	Green Bay	43 61	38	N	Arizona St.	48 72	65	A	Harvard	67 85	131	H	Yale	50 73
14	H	Buffalo	63 65					74	A	Penn	51 70	140	H	Brown	80 84
								74	H	Penn	39 75	194	H	Richmond	79 85
								93	A	Rice	44 67	198	A	Hampton	58 60
								99	A	Dartmouth	65 88	201	H	Boston College	68 60
												207	A	Providence	73 64
												240	H	Hofstra	75 53
												267	A	Cornell	72 54
												267	H	Cornell	47 57
												288	A	Vermont	73 66
												326	A	UMBC	60 44
												345	A	UMass Lowell	70 77

LAST 12 Division I GAMES:															
74	H	Penn	39 75	267	H	Cornell	47 57	74	A	Penn	51 70				
140	H	Brown	80 84					34	A	Princeton	47 69				
131	H	Yale	50 73					198	A	Hampton	58 60				
99	A	Dartmouth	65 88					93	A	Rice	44 67				
65	A	Harvard	67 85					59	A	Houston	53 77				
267	A	Cornell	72 54												

Non-Div I Games:

Col umbi a

C
o
l
u
m
b
i
a

Average RPI Win:	302	WON-LOST	WINNING	LAST 10	STRENGTH OF	OPP. STRENGTH	TEAM	ADJ.	CONF.	ADJ CONF.
Average RPI Loss:	179	RECORD	PCT. RANK	GAMES	SCHEDULE	OF SCHEDULE	RPI	RPI	RPI	RPI
DIV. I ONLY	6- 18	299	4- 6	215	325	305	305	30	30	
DIV. I NON-CONF.	1- 11	331	0- 0	91	179	286	286	30	30	

TOTALS	RPI 1-25	RPI 26-50	W-L RECORDS	RPI 51-100	RPI 101-999	RPI 201+				
6- 18	0- 3	0- 0	OVERALL	0- 1	6- 14	6- 8				
6- 2	0- 1	0- 0	HOME	0- 0	6- 1	6- 0				
0- 14	0- 0	0- 0	AWAY	0- 0	0- 3	0- 3				
0- 2	0- 1	0- 0	NEUTRAL	0- 0	0- 1	0- 1				
1- 11	0- 3	0- 0	NON-CONFERENCE	0- 1	1- 7	1- 4				
1- 1	0- 1	0- 0	HOME	0- 0	1- 0	1- 0				
0- 8	0- 1	0- 0	AWAY	0- 1	0- 6	0- 3				
0- 2	0- 1	0- 0	NEUTRAL	0- 0	0- 1	0- 1				
5- 7	0- 0	0- 0	CONFERENCE	0- 0	5- 7	5- 4				
5- 1	0- 0	0- 0	HOME	0- 0	5- 1	5- 0				
0- 6	0- 0	0- 0	AWAY	0- 0	0- 6	0- 4				
0- 0	0- 0	0- 0	NEUTRAL	0- 0	0- 0	0- 0				

RPI 1-25				RPI 26-50				RPI 51-100				RPI 101+				Team's RPI: 305
RPI	S	Opponent	Score	RPI	S	Opponent	Score	RPI	S	Opponent	Score	RPI	S	Opponent	Score	
5	A	Baylor	54 100					54	A	West Virginia	43 101	121	A	SFA	59 72	
16	N	Missouri	50 73									123	A	Middle Tenn.	39 69	
18	H	Maryland	49 113									126	A	Bethune-Cookman	38 64	
												170	A	Charlotte	49 78	
												198	A	Hampton	35 67	
												198	H	Hampton	48 83	
												204	A	Norfolk St.	57 71	
												216	A	N.C. A&T	63 64	
												256	N	Manhattan	56 74	
												259	H	Morgan St.	55 53	
												274	H	Mt. St. Mary's	68 54	
												278	H	UMES	69 63	
												280	A	Old Dominion	67 75	
												282	A	VCU	47 62	
												306	A	Charleston So.	58 72	
												314	A	South Carolina St.	65 67	
												314	H	South Carolina St.	56 39	
												333	A	N.C. Central	52 60	
												342	H	Savannah St.	66 57	
												344	H	Florida A&M	62 56	

LAST 12 Division I GAMES:																
198	H	Hampton	48 83	259	H	Morgan St.	55 53									
314	A	South Carolina St.	65 67	216	A	N.C. A&T	63 64									
126	A	Bethune-Cookman	38 64	333	A	N.C. Central	52 60									
198	A	Hampton	35 67	344	H	Florida A&M	62 56									
278	H	UMES	69 63	342	H	Savannah St.	66 57									
314	H	South Carolina St.	56 39	204	A	Norfolk St.	57 71									

Non-Div I Games:

Coppin St.

Loss,
Non-Conf,
S Site,
H Home
A Away
N Neutral

Average RPI Win:	256	WON-LOST	WINNING	LAST 10	STRENGTH OF	OPP. STRENGTH	TEAM	ADJ.	CONF.	ADJ CONF.
Average RPI Loss:	146	RECORD	PCT. RANK	GAMES	SCHEDULE	OF SCHEDULE	RPI	RPI	RPI	RPI
DIV. I ONLY	6- 16	290	3- 7	217	166	267	267	9	9	
DIV. I NON-CONF.	4- 9	249	2- 1	323	295	302	302	9	9	

TOTALS	RPI 1-25	RPI 26-50	W-L RECORDS	RPI 51-100	RPI 101-999	RPI 201+				
6- 16	0- 0	0- 2	OVERALL	0- 4	6- 10	5- 5				
2- 8	0- 0	0- 1	HOME	0- 0	2- 7	1- 4				
4- 8	0- 0	0- 1	AWAY	0- 4	4- 3	4- 1				
0- 0	0- 0	0- 0	NEUTRAL	0- 0	0- 0	0- 0				
4- 9	0- 0	0- 0	NON-CONFERENCE	0- 1	4- 8	4- 4				
1- 5	0- 0	0- 0	HOME	0- 0	1- 5	1- 3				
3- 4	0- 0	0- 0	AWAY	0- 1	3- 3	3- 1				
0- 0	0- 0	0- 0	NEUTRAL	0- 0	0- 0	0- 0				
2- 7	0- 0	0- 2	CONFERENCE	0- 3	2- 2	1- 1				
1- 3	0- 0	0- 1	HOME	0- 0	1- 2	0- 1				
1- 4	0- 0	0- 1	AWAY	0- 3	1- 0	1- 0				
0- 0	0- 0	0- 0	NEUTRAL	0- 0	0- 0	0- 0				

RPI	S	Opponent	Score	RPI	S	Opponent	Score	RPI	S	Opponent	Score	RPI	S	Opponent	Score	Team's RPI: 267
34	A	Princeton	54 75	34	H	Princeton	40 72	57	A	Drexel	39 61	131	H	Yale	55 65	
								65	A	Harvard	58 80	140	H	Brown	70 68	
								74	A	Penn	48 68	147	H	Binghamton	58 66	
								99	A	Dartmouth	40 55	166	A	Pittsburgh	39 51	
												177	A	New Hampshire	45 48	
												189	H	Lehigh	57 62	
												203	H	Stony Brook	48 40	
												217	A	Columbia	57 47	
												217	H	Columbia	54 72	
												219	H	Oakland	77 79	
												234	H	Lafayette	58 59	
												235	A	Loyola Maryland	63 78	
												265	H	Colgate	70 74	
												287	A	Canisius	67 59	
												343	A	NJIT	61 46	
												345	A	UMass Lowell	71 53	

LAST 12 Division I GAMES:																
34	H	Princeton	40 72	217	A	Columbia	57 47									
131	H	Yale	55 65	34	A	Princeton	54 75									
140	H	Brown	70 68	74	A	Penn	48 68									
65	A	Harvard	58 80	343	A	NJIT	61 46									
99	A	Dartmouth	40 55	345	A	UMass Lowell	71 53									
217	H	Columbia	54 72	177	A	New Hampshire	45 48									

Non-Div I Games:

Cornell

Creighton				Through Games Of Feb. 16, 2018							
Average RPI	Win:	124	WON-LOST	WINNING	LAST 10	STRENGTH OF	OPP. STRENGTH	TEAM	ADJ.	CONF.	ADJ CONF.
Average RPI	Loss:	57	RECORD	PCT. RANK	GAMES	SCHEDULE	OF SCHEDULE	RPI	RPI	RPI	RPI
DIV. I ONLY			16- 9	91	7- 3	24	27	43	43	6	6
DIV. I NON-CONF.			6- 4	122	0- 0	11	13	39	39	6	6

TOTALS	RPI 1-25			RPI 26-50		W-L RECORDS	RPI 51-100	RPI 101-999		RPI 201+	
16- 9	1- 2			2- 3		OVERALL	3- 2	10- 2		5- 0	
9- 3	1- 1			1- 2		HOME	1- 0	6- 0		2- 0	
7- 4	0- 0			1- 1		AWAY	2- 2	4- 1		3- 0	
0- 2	0- 1			0- 0		NEUTRAL	0- 0	0- 1		0- 0	
6- 4	0- 2			1- 0		NON-CONFERENCE	2- 1	3- 1		1- 0	
3- 1	0- 1			1- 0		HOME	0- 0	2- 0		0- 0	
3- 1	0- 0			0- 0		AWAY	2- 1	1- 0		1- 0	
0- 2	0- 1			0- 0		NEUTRAL	0- 0	0- 1		0- 0	
10- 5	1- 0			1- 3		CONFERENCE	1- 1	7- 1		4- 0	
6- 2	1- 0			0- 2		HOME	1- 0	4- 0		2- 0	
4- 3	0- 0			1- 1		AWAY	0- 1	3- 1		2- 0	
0- 0	0- 0			0- 0		NEUTRAL	0- 0	0- 0		0- 0	

RPI 1-25				RPI 26-50				Team's RPI: 43				RPI 51-100				RPI 101+			
RPI	S	Opponent	Score	RPI	S	Opponent	Score	RPI	S	Opponent	Score	RPI	S	Opponent	Score	RPI	S	Opponent	Score
6	H	Florida St.	82 92	28	A	Marquette	74 73	52	A	St. John's (NY)	65 72	103	A	Seton Hall	68 51				
9	N	UCLA	63 72	28	H	Marquette	77 92	52	H	St. John's (NY)	53 39	103	H	Seton Hall	81 64				
23	H	Villanova	69 54	32	A	DePaul	67 77	60	A	Nebraska	64 49	107	A	Butler	53 59				
				32	H	DePaul	54 82	71	A	South Dakota	68 73	117	H	Georgetown	69 58				
				35	H	South Dakota St.	72 65	81	A	Drake	108 100	149	H	Wichita St.	66 61				
												150	H	UNI	89 78				
												180	N	Washington	64 67				
												207	A	Providence	87 84				
												207	H	Providence	73 56				
												214	A	Xavier	71 64				
												214	H	Xavier	65 54				
												238	A	Omaha	72 51				

LAST 12 Division I GAMES:																			
214	H	Xavier	65 54	214	A	Xavier	71 64	107	A	Butler	53 59	32	H	DePaul	54 82	28	H	Marquette	77 92
207	A	Providence	87 84	107	A	Butler	53 59	207	H	Providence	73 56	52	A	St. John's (NY)	65 72				
28	A	Marquette	74 73																
32	A	DePaul	67 77																
103	H	Seton Hall	81 64																
52	H	St. John's (NY)	53 39																

Non-Div I Games:

Creighton

Average RPI	Win:	208	WON-LOST	WINNING	LAST 10	STRENGTH OF	OPP. STRENGTH	TEAM	ADJ.	CONF.	ADJ CONF.
Average RPI	Loss:	88	RECORD	PCT. RANK	GAMES	SCHEDULE	OF SCHEDULE	RPI	RPI	RPI	RPI
DIV. I ONLY		13- 9		126	5- 5	118	139	99	99	9	9
DIV. I NON-CONF.		8- 5		111	1- 2	200	217	120	120	9	9

TOTALS	RPI 1-25		RPI 26-50		W-L RECORDS	RPI 51-100		RPI 101-999		RPI 201+	
13- 9	0- 1		0- 1		OVERALL	1- 4		12- 3		6- 0	
9- 2	0- 0		0- 0		HOME	1- 1		8- 1		5- 0	
4- 7	0- 1		0- 1		AWAY	0- 3		4- 2		1- 0	
0- 0	0- 0		0- 0		NEUTRAL	0- 0		0- 0		0- 0	
8- 5	0- 1		0- 0		NON-CONFERENCE	0- 2		8- 2		4- 0	
5- 1	0- 0		0- 0		HOME	0- 1		5- 0		3- 0	
3- 4	0- 1		0- 0		AWAY	0- 1		3- 2		1- 0	
0- 0	0- 0		0- 0		NEUTRAL	0- 0		0- 0		0- 0	
5- 4	0- 0		0- 1		CONFERENCE	1- 2		4- 1		2- 0	
4- 1	0- 0		0- 0		HOME	1- 0		3- 1		2- 0	
1- 3	0- 0		0- 1		AWAY	0- 2		1- 0		0- 0	
0- 0	0- 0		0- 0		NEUTRAL	0- 0		0- 0		0- 0	

RPI 1-25				RPI 26-50				RPI 51-100				Team's RPI : 99				RPI 101+			
RPI	S	Opponent	Score	RPI	S	Opponent	Score	RPI	S	Opponent	Score	RPI	S	Opponent	Score	RPI	S	Opponent	Score
7	A	Ohio St.	70 103	34	A	Princeton	63 82	65	A	Harvard	65 76	131	A	Yale	64 62				
								65	H	Harvard	63 56	131	H	Yale	39 57				
								74	A	Penn	47 65	140	H	Brown	78 73				
								80	A	Albany (NY)	61 76	142	A	Colorado	81 75				
								83	H	Maine	51 64	147	A	Binghamton	64 80				
												159	A	Marist	60 51				
												173	A	Army West Point	56 71				
												177	H	New Hampshire	57 49				
												201	H	Boston College	68 57				
												217	H	Columbia	88 65				
												249	A	Holy Cross	76 74				
												267	H	Cornell	55 40				
												288	H	Vermont	66 56				
												330	H	Rhode Island	70 54				
												343	H	NJIT	81 50				
LAST 12 Division I GAMES:																			
131	A	Yale	64 62	140	H	Brown	78 73	65	A	Harvard	65 76								
34	A	Princeton	63 82	65	A	Harvard	63 56	65	H	Harvard	63 56								
74	A	Penn	47 65					147	A	Binghamton	64 80								
217	H	Columbia	88 65	80	A	Albany (NY)	61 76	249	A	Holy Cross	76 74								
267	H	Cornell	55 40																
131	H	Yale	39 57																

Non-Div I Games:

Dartmouth

Average RPI	Win:	253	WON-LOST	WINNING	LAST 10	STRENGTH OF	OPP. STRENGTH	TEAM	ADJ.	CONF.	ADJ CONF.
Average RPI	Loss:	93	RECORD	PCT. RANK	GAMES	SCHEDULE	OF SCHEDULE	RPI	RPI	RPI	RPI
DIV. I ONLY		10- 16	237	4- 6	72	174	168	168	12	12	
DIV. I NON-CONF.		5- 8	220	0- 0	47	204	128	128	10	10	

TOTALS	RPI 1-25		RPI 26-50		W-L RECORDS	RPI 51-100		RPI 101-999		RPI 201+	
10- 16	0- 1		0- 3		OVERALL	0- 6		10- 6		7- 1	
4- 8	0- 0		0- 2		HOME	0- 4		4- 2		3- 1	
6- 8	0- 1		0- 1		AWAY	0- 2		6- 4		4- 0	
0- 0	0- 0		0- 0		NEUTRAL	0- 0		0- 0		0- 0	
5- 8	0- 1		0- 2		NON-CONFERENCE	0- 2		5- 3		3- 1	
2- 3	0- 0		0- 1		HOME	0- 1		2- 1		1- 1	
3- 5	0- 1		0- 1		AWAY	0- 1		3- 2		2- 0	
0- 0	0- 0		0- 0		NEUTRAL	0- 0		0- 0		0- 0	
5- 8	0- 0		0- 1		CONFERENCE	0- 4		5- 3		4- 0	
2- 5	0- 0		0- 1		HOME	0- 3		2- 1		2- 0	
3- 3	0- 0		0- 0		AWAY	0- 1		3- 2		2- 0	
0- 0	0- 0		0- 0		NEUTRAL	0- 0		0- 0		0- 0	

RPI	S	Opponent	Score	RPI	S	Opponent	Score	RPI	S	Opponent	Score	RPI	S	Opponent	Score	Team's RPI: 168
19	A	NC State	49 73	34	H	Princeton	57 63	56	H	Elon	58 75	111	A	George Mason	61 74	
				36	H	Dayton	68 85	58	H	Duquesne	54 79	112	A	Saint Louis	72 88	
				46	A	UCF	54 62	61	A	Mercer	54 69	155	H	Saint Joseph's	62 64	
								76	A	Fordham	58 66	157	A	William & Mary	55 73	
								76	H	Fordham	45 58	170	H	Charlotte	68 66	
								96	H	George Washington	48 53	174	A	Furman	62 65	
												184	A	High Point	82 74	
												194	A	Richmond	68 65	
												223	H	UNC Asheville	58 50	
												224	H	Gardner-Webb	65 70	
												257	A	St. Bonaventure	75 68	
												258	A	Appalachian St.	59 57	
												283	H	Massachusetts	87 81	
												302	A	Western Caro.	70 57	
												330	A	Rhode Island	79 67	
												330	H	Rhode Island	77 67	

LAST 12 Division I GAMES:																
155	H	Saint Joseph's	62 64	257	A	St. Bonaventure	75 68									
76	H	Fordham	45 58	96	H	George Washington	48 53									
112	A	Saint Louis	72 88	194	A	Richmond	68 65									
330	A	Rhode Island	79 67	76	A	Fordham	58 66									
36	H	Dayton	68 85	330	H	Rhode Island	77 67									
283	H	Massachusetts	87 81	58	H	Duquesne	54 79									

Non-Div I Games:

Davidson

Average RPI Win: 177

Average RPI Loss: 38

WON-LOST
RECORDWINNING
PCT. RANKLAST 10
GAMESSTRENGTH OF
SCHEDULEOPP. STRENGTH
OF SCHEDULETEAM
RPIADJ.
RPICONF.
RPIADJ CONF.
RPIDIV. I ONLY
DIV. I NON-CONF.20- 4
7- 417
10210- 0
0- 0125
6198
6336
6736
6712
1012
10

TOTALS

RPI 1-25

RPI 26-50

W-L RECORDS

RPI 51-100

RPI 101-999

RPI 201+

20- 4

0- 2

1- 0

OVERALL

7- 2

12- 0

8- 0

10- 1

0- 1

1- 0

HOME

3- 0

6- 0

5- 0

7- 2

0- 0

0- 0

AWAY

2- 2

5- 0

2- 0

3- 1

0- 1

0- 0

NEUTRAL

2- 0

1- 0

1- 0

7- 4

0- 2

1- 0

NON-CONFERENCE

3- 2

3- 0

3- 0

4- 1

0- 1

1- 0

HOME

1- 0

2- 0

2- 0

0- 2

0- 0

0- 0

AWAY

0- 2

0- 0

0- 0

3- 1

0- 1

0- 0

NEUTRAL

2- 0

1- 0

1- 0

13- 0

0- 0

0- 0

CONFERENCE

4- 0

9- 0

5- 0

6- 0

0- 0

0- 0

HOME

2- 0

4- 0

3- 0

7- 0

0- 0

0- 0

AWAY

2- 0

5- 0

2- 0

0- 0

0- 0

0- 0

NEUTRAL

0- 0

0- 0

0- 0

RPI 1-25

RPI 26-50

Team's RPI: 36

RPI 51-100

RPI 101+

RPI	S	Opponent	Score
13	H	Green Bay	64 75
24	N	South Fla.	87 93

RPI	S	Opponent	Score
30	H	Virginia	61 46

RPI	S	Opponent	Score
53	A	Quinnipiac	66 72
58	H	Duquesne	79 70
62	A	Toledo	50 68
65	N	Harvard	72 66
69	H	James Madison	82 54
76	A	Fordham	63 62
96	A	George Washington	57 53
96	H	George Washington	66 55
100	N	Tulane	71 65

RPI	S	Opponent	Score
112	H	Saint Louis	101 76
155	A	Saint Joseph's	65 59
168	A	Davidson	85 68
194	A	Richmond	66 59
231	A	La Salle	76 47
257	H	St. Bonaventure	80 59
259	H	Morgan St.	88 52
282	H	VCU	74 64
283	A	Massachusetts	78 49
330	H	Rhode Island	116 58
337	N	Mississippi Val.	65 46
339	H	Ark.-Pine Bluff	81 43

LAST 12 Division I GAMES:

96	A	George Washington	57 53
283	A	Massachusetts	78 49
282	H	VCU	74 64
58	H	Duquesne	79 70
168	A	Davidson	85 68
194	A	Richmond	66 59

96	H	George Washington	66 55
76	A	Fordham	63 62
112	H	Saint Louis	101 76
257	H	St. Bonaventure	80 59
155	A	Saint Joseph's	65 59
330	H	Rhode Island	116 58

Dayton

Dayton

Non-Div I Games:

Dayton

■ Loss, ■ Non-Conf, S Site, ■ Home ■ Away N Neutral

Average RPI Win:	136	WON-LOST	WINNING	LAST 10	STRENGTH OF	OPP. STRENGTH	TEAM	ADJ.	CONF.	ADJ CONF.
Average RPI Loss:	36	RECORD	PCT. RANK	GAMES	SCHEDULE	OF SCHEDULE	RPI	RPI	RPI	RPI
DIV. I ONLY	20- 7	49	8- 2	52	14	32	32	6	6	
DIV. I NON-CONF.	8- 4	87	0- 0	29	6	44	44	6	6	

TOTALS	RPI 1-25	RPI 26-50	W-L RECORDS	RPI 51-100	RPI 101-999	RPI 201+				
20- 7	0- 3	5- 3	OVERALL	2- 0	13- 1	6- 0				
12- 3	0- 1	3- 1	HOME	2- 0	7- 1	4- 0				
6- 3	0- 2	1- 1	AWAY	0- 0	5- 0	2- 0				
2- 1	0- 0	1- 1	NEUTRAL	0- 0	1- 0	0- 0				
8- 4	0- 2	2- 2	NON-CONFERENCE	1- 0	5- 0	2- 0				
5- 2	0- 1	1- 1	HOME	1- 0	3- 0	2- 0				
1- 1	0- 1	0- 0	AWAY	0- 0	1- 0	0- 0				
2- 1	0- 0	1- 1	NEUTRAL	0- 0	1- 0	0- 0				
12- 3	0- 1	3- 1	CONFERENCE	1- 0	8- 1	4- 0				
7- 1	0- 0	2- 0	HOME	1- 0	4- 1	2- 0				
5- 2	0- 1	1- 1	AWAY	0- 0	4- 0	2- 0				
0- 0	0- 0	0- 0	NEUTRAL	0- 0	0- 0	0- 0				

RPI 1-25				RPI 26-50				RPI 51-100				RPI 101+			
RPI	S	Opponent	Score	RPI	S	Opponent	Score	RPI	S	Opponent	Score	RPI	S	Opponent	Score
1	H	UConn	69 103	28	A	Marquette	81 93	52	H	St. John's (NY)	76 67	103	H	Seton Hall	89 66
2	A	Notre Dame	82 91	28	H	Marquette	95 83	70	H	IUPUI	85 71	107	A	Butler	86 68
23	A	Villanova	58 84	29	H	Oklahoma	111 108					107	H	Butler	87 65
				33	H	Northern Colo.	88 94					112	H	Saint Louis	86 78
				43	A	Creighton	82 54					117	A	Georgetown	78 62
				43	H	Creighton	77 67					117	H	Georgetown	85 86
				45	N	Gonzaga	88 71					192	A	Northwestern	92 63
				49	N	FGCU	84 89					197	N	Memphis	81 67

LAST 12 Division I GAMES:															
117	H	Georgetown	85 86	117	A	Georgetown	78 62								
214	A	Xavier	73 72	23	A	Villanova	58 84								
107	A	Butler	86 68	107	H	Butler	87 65								
207	H	Providence	81 47	214	H	Xavier	79 48								
43	H	Creighton	77 67	43	A	Creighton	82 54								
28	H	Marquette	95 83	207	A	Providence	71 48								

Non-Div I Games:

DePaul

Delaware

Del aware				Through Games Of Feb. 16, 2018							
Average RPI	Win:	219	WON-LOST	WINNING	LAST 10	STRENGTH OF	OPP. STRENGTH	TEAM	ADJ.	CONF.	ADJ CONF.
Average RPI	Loss:	116	RECORD	PCT. RANK	GAMES	SCHEDULE	OF SCHEDULE	RPI	RPI	RPI	RPI
DIV. I ONLY		15- 9	100	6- 4		194	170	125	125	10	10
DIV. I NON-CONF.		7- 4	102	0- 0		269	222	144	144	12	12

TOTALS	RPI 1-25		RPI 26-50		W-L RECORDS	RPI 51-100		RPI 101-999		RPI 201+	
15- 9	0- 1		0- 1		OVERALL	2- 3		13- 4		10- 1	
8- 3	0- 0		0- 0		HOME	2- 1		6- 2		5- 0	
6- 5	0- 1		0- 1		AWAY	0- 2		6- 1		4- 0	
1- 1	0- 0		0- 0		NEUTRAL	0- 0		1- 1		1- 1	
7- 4	0- 1		0- 1		NON-CONFERENCE	1- 0		6- 2		4- 1	
3- 1	0- 0		0- 0		HOME	1- 0		2- 1		2- 0	
3- 2	0- 1		0- 1		AWAY	0- 0		3- 0		1- 0	
1- 1	0- 0		0- 0		NEUTRAL	0- 0		1- 1		1- 1	
8- 5	0- 0		0- 0		CONFERENCE	1- 3		7- 2		6- 0	
5- 2	0- 0		0- 0		HOME	1- 1		4- 1		3- 0	
3- 3	0- 0		0- 0		AWAY	0- 2		3- 1		3- 0	
0- 0	0- 0		0- 0		NEUTRAL	0- 0		0- 0		0- 0	

RPI 1-25				RPI 26-50				RPI 51-100				RPI 101+ Team's RPI: 125			
RPI	S	Opponent	Score	RPI	S	Opponent	Score	RPI	S	Opponent	Score	RPI	S	Opponent	Score
14	A	Buffalo	73 87	34	A	Princeton	60 78	55	H	American	72 56	135	A	Northeastern	59 73
								56	A	Elon	51 64	135	H	Northeastern	53 64
								56	H	Elon	80 66	157	H	William & Mary	68 59
								57	A	Drexel	53 74	158	A	Hartford	72 63
								69	H	James Madison	53 56	173	A	Army West Point	70 59
												195	H	Boston U.	79 85
												235	H	Loyola Maryland	71 38
												240	A	Hofstra	58 51
												240	H	Hofstra	61 41
												253	A	Col. of Charleston	68 59
												257	A	St. Bonaventure	53 52
												261	A	UNCW	82 49
												261	H	UNCW	80 62
												262	H	Towson	51 49
												329	H	Delaware St.	84 49
												346	N	Eastern Ill.	66 37
												348	N	Saint Peter's	87 90

LAST 12 Division I GAMES:															
				69	H	James Madison	53 56	56	A	Elon	51 64				
				240	H	Hofstra	61 41	261	A	UNCW	82 49				
				157	H	William & Mary	68 59	262	H	Towson	51 49				
				135	A	Northeastern	59 73	240	A	Hofstra	58 51				
				261	H	UNCW	80 62	253	A	Col. of Charleston	68 59				
				135	H	Northeastern	53 64	56	H	Elon	80 66				

Non-Div I Games:

Del aware

Delaware

Average RPI Win:	316	WON-LOST	WINNING	LAST 10	STRENGTH OF	OPP. STRENGTH	TEAM	ADJ.	CONF.	ADJ CONF.
Average RPI Loss:	184	RECORD	PCT. RANK	GAMES	SCHEDULE	OF SCHEDULE	RPI	RPI	RPI	RPI
DIV. I ONLY	4- 20	319	3- 7	262	294	329	329	30	30	
DIV. I NON-CONF.	1- 12	335	0- 1	187	120	324	324	30	30	

TOTALS	RPI 1-25	RPI 26-50	W-L RECORDS	RPI 51-100	RPI 101-999	RPI 201+				
4- 20	0- 0	0- 2	OVERALL	0- 1	4- 17	4- 8				
3- 6	0- 0	0- 0	HOME	0- 1	3- 5	3- 3				
1- 12	0- 0	0- 0	AWAY	0- 0	1- 5	1- 3				
0- 2	0- 0	0- 0	NEUTRAL	0- 0	0- 2	0- 0				
1- 12	0- 0	0- 2	NON-CONFERENCE	0- 1	1- 9	1- 2				
1- 3	0- 0	0- 0	HOME	0- 1	1- 2	1- 1				
0- 7	0- 0	0- 2	AWAY	0- 0	0- 5	0- 1				
0- 2	0- 0	0- 0	NEUTRAL	0- 0	0- 2	0- 0				
3- 8	0- 0	0- 0	CONFERENCE	0- 0	3- 8	3- 6				
2- 3	0- 0	0- 0	HOME	0- 0	2- 3	2- 2				
1- 5	0- 0	0- 0	AWAY	0- 0	1- 5	1- 4				
0- 0	0- 0	0- 0	NEUTRAL	0- 0	0- 0	0- 0				

RPI	S	Opponent	Score	RPI	S	Opponent	Score	RPI	S	Opponent	Score	RPI	S	Opponent	Score
32	A	DePaul	71 110	57	H	Drexel	52 73	125	A	Delaware	49 84	126	H	Bethune-Cookman	60 68
47	A	Michigan	36 105					138	N	Ole Miss	58 110	145	H	Robert Morris	42 65
								160	A	Florida	51 85	167	A	Kansas	49 81
								183	N	Stetson	43 58	191	A	Temple	72 96
								198	A	Hampton	62 66	204	A	Norfolk St.	50 72
								216	A	N.C. A&T	55 75	216	H	N.C. A&T	48 66
								225	A	Fla. Atlantic	67 90	231	H	La Salle	48 71
								259	A	Morgan St.	62 54	314	H	South Carolina St.	58 44
								333	A	N.C. Central	60 76	333	H	N.C. Central	67 74
								342	H	Savannah St.	93 79	344	A	Florida A&M	54 59
								347	H	Longwood	60 56				
LAST 12 Division I GAMES:															
204	A	Norfolk St.	50 72	344	A	Florida A&M	54 59	198	A	Hampton	62 66	216	H	N.C. A&T	48 66
333	A	N.C. Central	60 76	198	A	Hampton	62 66	314	H	South Carolina St.	58 44	333	H	N.C. Central	67 74
216	A	N.C. A&T	55 75	216	H	N.C. A&T	48 66	333	H	Savannah St.	93 79	342	H	Savannah St.	93 79
342	H	Savannah St.	93 79	314	H	South Carolina St.	58 44	344	A	Florida A&M	54 59	347	H	Longwood	60 56
259	A	Morgan St.	62 54	333	H	N.C. Central	67 74								
126	H	Bethune-Cookman	60 68	183	N	Stetson	43 58								

Non-Div I Games:

Delaware St.

Average RPI Win: **286**
 Average RPI Loss: **80**

WON-LOST
RECORD

WINNING
PCT. RANK

LAST 10
GAMES

STRENGTH OF
SCHEDULE

OPP. STRENGTH
OF SCHEDULE

TEAM
RPI

ADJ.
RPI

CONF.
RPI

ADJ CONF.
RPI

DIV. I ONLY	14- 12	155	5- 5	233	187	176	176	14	14
DIV. I NON-CONF.	8- 6	143	1- 0	293	200	206	206	17	17
<hr/>									
TOTALS	RPI 1-25	RPI 26-50	W-L RECORDS	RPI 51-100	RPI 101-999	RPI 201+			
14- 12	0- 0	0- 3	OVERALL	0- 6	14- 3	13- 0			
5- 5	0- 0	0- 2	HOME	0- 2	5- 1	4- 0			
8- 5	0- 0	0- 1	AWAY	0- 2	8- 2	8- 0			
1- 2	0- 0	0- 0	NEUTRAL	0- 2	1- 0	1- 0			
8- 6	0- 0	0- 1	NON-CONFERENCE	0- 4	8- 1	8- 0			
2- 3	0- 0	0- 1	HOME	0- 1	2- 1	2- 0			
5- 1	0- 0	0- 0	AWAY	0- 1	5- 0	5- 0			
1- 2	0- 0	0- 0	NEUTRAL	0- 2	1- 0	1- 0			
6- 6	0- 0	0- 2	CONFERENCE	0- 2	6- 2	5- 0			
3- 2	0- 0	0- 1	HOME	0- 1	3- 0	2- 0			
3- 4	0- 0	0- 1	AWAY	0- 1	3- 2	3- 0			
0- 0	0- 0	0- 0	NEUTRAL	0- 0	0- 0	0- 0			

RPI 1-25				RPI 26-50				RPI 51-100				RPI 101+				Team's RPI: 176	
RPI	S	Opponent	Score	RPI	S	Opponent	Score	RPI	S	Opponent	Score	RPI	S	Opponent	Score		
				33	H	Northern Colo.	63 71	55	A	American	53 66	101	A	Western Ill.	93 118		
				35	A	South Dakota St.	59 95	71	A	South Dakota	51 79	114	H	Colorado St.	56 61		
				35	H	South Dakota St.	58 69	71	H	South Dakota	60 82	193	A	Oral Roberts	60 90		
								75	H	Wyoming	51 61	193	H	Oral Roberts	70 54		
								88	N	Liberty	69 82	210	N	Eastern Mich.	60 54		
								90	N	Miami (OH)	52 69	238	A	Omaha	85 74		
												271	A	UMKC	77 68		
												275	A	North Dakota St.	78 73		
												275	H	North Dakota St.	98 79		
												292	A	Utah St.	74 72		
												307	A	Air Force	75 54		
												315	H	Northern Ariz.	80 73		
												316	A	Cal St. Fullerton	83 58		
												326	A	UMBC	70 48		
												328	H	Utah Valley	72 53		
												331	A	Fort Wayne	73 55		
												331	H	Fort Wayne	86 65		
LAST 12 Division I GAMES:																	
				193	H	Oral Roberts	70 54	193	A	Oral Roberts	60 90						
				275	A	North Dakota St.	78 73	238	A	Omaha	85 74						
				35	A	South Dakota St.	59 95	275	H	North Dakota St.	98 79						
				331	H	Fort Wayne	86 65	35	H	South Dakota St.	58 69						
				71	H	South Dakota	60 82	331	A	Fort Wayne	73 55						
				101	A	Western Ill.	93 118	328	H	Utah Valley	72 53						

Non-Div I Games: Chadron St. 99 55

Denver

Loss, **Non-Conf**, **S Site**, **H Home** **A Away** **N Neutral**

Average RPI Win:	335	WON-LOST	WINNING	LAST 10	STRENGTH OF	OPP. STRENGTH	TEAM	ADJ.	CONF.	ADJ CONF.
Average RPI Loss:	138	RECORD	PCT. RANK	GAMES	SCHEDULE	OF SCHEDULE	RPI	RPI	RPI	RPI
DIV. I ONLY	2- 23	341	2- 8	175	112	318	318	11	11	
DIV. I NON-CONF.	0- 11	337	0- 0	221	31	334	334	15	15	

TOTALS	RPI 1-25	RPI 26-50	W-L RECORDS	RPI 51-100	RPI 101-999	RPI 201+				
2- 23	0- 1	0- 1	OVERALL	0- 6	2- 15	2- 7				
1- 11	0- 1	0- 1	HOME	0- 3	1- 6	1- 3				
1- 10	0- 0	0- 0	AWAY	0- 3	1- 7	1- 3				
0- 2	0- 0	0- 0	NEUTRAL	0- 0	0- 2	0- 1				
0- 11	0- 0	0- 1	NON-CONFERENCE	0- 3	0- 7	0- 4				
0- 5	0- 0	0- 1	HOME	0- 2	0- 2	0- 2				
0- 4	0- 0	0- 0	AWAY	0- 1	0- 3	0- 1				
0- 2	0- 0	0- 0	NEUTRAL	0- 0	0- 2	0- 1				
2- 12	0- 1	0- 0	CONFERENCE	0- 3	2- 8	2- 3				
1- 6	0- 1	0- 0	HOME	0- 1	1- 4	1- 1				
1- 6	0- 0	0- 0	AWAY	0- 2	1- 4	1- 2				
0- 0	0- 0	0- 0	NEUTRAL	0- 0	0- 0	0- 0				

RPI 1-25				RPI 26-50				RPI 51-100				RPI 101+ Team's RPI: 318			
RPI	S	Opponent	Score	RPI	S	Opponent	Score	RPI	S	Opponent	Score	RPI	S	Opponent	Score
13	H	Green Bay	27 85	47	H	Michigan	50 86	62	H	Toledo	64 81	109	A	Western Mich.	62 74
								63	H	Michigan St.	60 97	110	A	Cleveland St.	50 75
								70	A	IUPUI	62 90	110	H	Cleveland St.	76 90
								90	A	Miami (OH)	64 91	122	H	Milwaukee	61 70
								97	A	Wright St.	55 85	136	N	Clemson	44 72
								97	H	Wright St.	60 88	141	A	Kent St.	74 82
												182	A	Youngstown St.	59 76
												182	H	Youngstown St.	52 72
												205	H	Bowling Green	81 85
												210	H	Eastern Mich.	76 78
												212	A	Illinois	65 73
												215	N	North Texas	57 63
												219	A	Oakland	50 83
												243	A	Northern Ky.	60 64
												243	H	Northern Ky.	67 78
												335	A	Ill. -Chicago	61 58
												335	H	Ill. -Chicago	73 60

LAST 12 Division I GAMES:															
335	H	Ill. -Chicago	73 60	122	H	Milwaukee	61 70								
243	A	Northern Ky.	60 64	13	H	Green Bay	27 85								
97	A	Wright St.	55 85	335	A	Ill. -Chicago	61 58								
182	H	Youngstown St.	52 72	70	A	IUPUI	62 90								
110	H	Cleveland St.	76 90	97	H	Wright St.	60 88								
219	A	Oakland	50 83	243	H	Northern Ky.	67 78								

Non-Div I Games:

Detroit Mercy

Average RPI Win: 211

Average RPI Loss: 50

WON-LOST
RECORDWINNING
PCT. RANKLAST 10
GAMESSTRENGTH OF
SCHEDULEOPP. STRENGTH
OF SCHEDULETEAM
RPIADJ.
RPICONF.
RPIADJ CONF.
RPIDIV. I ONLY
DIV. I NON-CONF.18- 7
4- 759
22610- 0
0- 0126
10153
2981
12781
12724
2224
22

TOTALS

RPI 1-25

RPI 26-50

W-L RECORDS

RPI 51-100

RPI 101-999

RPI 201+

18- 7

0- 2

0- 2

OVERALL

1- 2

17- 1

9- 0

10- 3

0- 0

0- 2

HOME

1- 1

9- 0

4- 0

7- 3

0- 2

0- 0

AWAY

0- 1

7- 0

4- 0

1- 1

0- 0

0- 0

NEUTRAL

0- 0

1- 1

1- 0

4- 7

0- 2

0- 2

NON-CONFERENCE

1- 2

3- 1

1- 0

3- 3

0- 0

0- 2

HOME

1- 1

2- 0

0- 0

0- 3

0- 2

0- 0

AWAY

0- 1

0- 0

0- 0

1- 1

0- 0

0- 0

NEUTRAL

0- 0

1- 1

1- 0

14- 0

0- 0

0- 0

CONFERENCE

0- 0

14- 0

8- 0

7- 0

0- 0

0- 0

HOME

0- 0

7- 0

4- 0

7- 0

0- 0

0- 0

AWAY

0- 0

7- 0

4- 0

0- 0

0- 0

0- 0

NEUTRAL

0- 0

0- 0

0- 0

RPI 1-25

RPI 26-50

RPI 51-100 Team's RPI: 81

RPI 101+

RPI	S	Opponent	Score
8	A	Oregon	77 110
17	A	Iowa	66 79

RPI	S	Opponent	Score
35	H	South Dakota St.	78 85
43	H	Creighton	100 108

RPI	S	Opponent	Score
60	H	Nebraska	84 89
75	A	Wyoming	61 75
88	H	Liberty	96 68

RPI	S	Opponent	Score
104	H	Iowa St.	83 80
106	A	Missouri St.	80 68
106	H	Missouri St.	84 65
111	N	George Mason	75 87
122	H	Milwaukee	77 73
144	A	Southern Ill.	75 64
144	H	Southern Ill.	84 73
150	A	UNI	72 67
150	H	UNI	81 64
251	A	Illinois St.	65 58
255	A	Bradley	84 75
273	A	Indiana St.	84 51
273	H	Indiana St.	85 64
289	H	Valparaiso	86 50
309	H	Loyola Chicago	72 46
337	N	Mississippi Val.	96 60
349	A	Evansville	101 50
349	H	Evansville	107 66

LAST 12 Division I GAMES:

150	A	UNI	72 67	251	A	Illinois St.	65 58
273	A	Indiana St.	84 51	150	H	UNI	81 64
349	A	Evansville	101 50	349	H	Evansville	107 66
106	H	Missouri St.	84 65	273	H	Indiana St.	85 64
144	H	Southern Ill.	84 73	144	A	Southern Ill.	75 64
255	A	Bradley	84 75	106	A	Missouri St.	80 68

Non-Div I Games: Iowa Wesleyan 102 25

Drake

Loss,
 Non-Conf,
 S Site,
 H Home
A Away
 N Neutral

Average RPI Win:	138	WON-LOST	WINNING	LAST 10	STRENGTH OF	OPP. STRENGTH	TEAM	ADJ.	CONF.	ADJ CONF.
Average RPI Loss:	33	RECORD	PCT. RANK	GAMES	SCHEDULE	OF SCHEDULE	RPI	RPI	RPI	RPI
DIV. I ONLY	20- 7	49	7- 3	30	32	20	20	1	1	
DIV. I NON-CONF.	11- 2	22	0- 0	74	113	19	19	1	1	

TOTALS	RPI 1-25	RPI 26-50	W-L RECORDS	RPI 51-100	RPI 101-999	RPI 201+				
20- 7	2- 4	2- 1	OVERALL	7- 1	9- 1	5- 0				
14- 1	2- 1	2- 0	HOME	5- 0	5- 0	3- 0				
6- 6	0- 3	0- 1	AWAY	2- 1	4- 1	2- 0				
0- 0	0- 0	0- 0	NEUTRAL	0- 0	0- 0	0- 0				
11- 2	1- 2	1- 0	NON-CONFERENCE	3- 0	6- 0	5- 0				
9- 0	1- 0	1- 0	HOME	3- 0	4- 0	3- 0				
2- 2	0- 2	0- 0	AWAY	0- 0	2- 0	2- 0				
0- 0	0- 0	0- 0	NEUTRAL	0- 0	0- 0	0- 0				
9- 5	1- 2	1- 1	CONFERENCE	4- 1	3- 1	0- 0				
5- 1	1- 1	1- 0	HOME	2- 0	1- 0	0- 0				
4- 4	0- 1	0- 1	AWAY	2- 1	2- 1	0- 0				
0- 0	0- 0	0- 0	NEUTRAL	0- 0	0- 0	0- 0				

RPI 1-25	Team's RPI: 20	RPI 26-50	RPI 51-100	RPI 101+
RPI S Opponent Score	RPI S Opponent Score	RPI S Opponent Score	RPI S Opponent Score	RPI S Opponent Score
2 H Notre Dame 54 72	30 H Virginia 55 48	51 A Miami (FL) 48 51	108 A North Carolina 86 92	
4 A Louisville 60 66	31 A Syracuse 65 68	64 H Georgia Tech 77 59	136 A Clemson 60 35	
7 H Ohio St. 69 60	41 H Oregon St. 72 65	73 A Virginia Tech 86 75	166 A Pittsburgh 58 46	
15 A South Carolina 52 72		75 H Wyoming 63 40	184 H High Point 77 50	
19 H NC State 69 56		83 H Maine 69 39	201 H Boston College 75 50	
23 A Villanova 55 64		88 H Liberty 68 51	230 H UNCG 85 54	
		98 A Wake Forest 80 67	270 A Grand Canyon 74 61	
		98 H Wake Forest 59 51	279 H Presbyterian 79 45	
			280 A Old Dominion 84 51	
			341 H Winthrop 101 30	
LAST 12 Division I GAMES:				
31 A Syracuse 65 68	201 H Boston College 75 50			
136 A Clemson 60 35	108 A North Carolina 86 92			
98 H Wake Forest 59 51	73 A Virginia Tech 86 75			
2 H Notre Dame 54 72	30 H Virginia 55 48			
64 H Georgia Tech 77 59	98 A Wake Forest 80 67			
166 A Pittsburgh 58 46	19 H NC State 69 56			

Non-Div I Games:

Duke

Average RPI Loss: 98

DIV. I ONLY	21- 5	24	8- 2	186	97	58	58	12	12
DIV. I NON-CONF.	10- 3	52	0- 0	172	50	55	55	10	10
TOTALS	RPI 1-25	RPI 26-50	W-L RECORDS	RPI 51-100	RPI 101-999	RPI 201+			
21- 5	1- 1	1- 1	OVERALL	2- 0	17- 3	10- 0			
11- 1	1- 0	0- 0	HOME	1- 0	9- 1	7- 0			
9- 3	0- 0	1- 1	AWAY	1- 0	7- 2	2- 0			
1- 1	0- 1	0- 0	NEUTRAL	0- 0	1- 0	1- 0			
10- 3	1- 1	1- 0	NON-CONFERENCE	1- 0	7- 2	5- 0			
6- 0	1- 0	0- 0	HOME	1- 0	4- 0	3- 0			
3- 2	0- 0	1- 0	AWAY	0- 0	2- 2	1- 0			
1- 1	0- 1	0- 0	NEUTRAL	0- 0	1- 0	1- 0			
11- 2	0- 0	0- 1	CONFERENCE	1- 0	10- 1	5- 0			
5- 1	0- 0	0- 0	HOME	0- 0	5- 1	4- 0			
6- 1	0- 0	0- 1	AWAY	1- 0	5- 0	1- 0			
0- 0	0- 0	0- 0	NEUTRAL	0- 0	0- 0	0- 0			

RPI 1-25					
RPI	S	Opponent	Score		
1	N	UConn	52	104	
25	H	Central Mich.	64	61	

RPI 26-50					
RPI	S	Opponent	Score		
30	A	Virginia	74	63	
36	A	Dayton	70	79	

RPI 51-100					
RPI	S	Opponent	Score		
62	H	Toledo	73	54	
96	A	George Washington	54	53	

Team's RPI : 58					
RPI	S	Opponent	Score		
111	H	George Mason	71	64	
112	A	Saint Louis	76	66	
113	H	Saint Francis (PA)	87	68	
130	A	ETSU	77	81	
155	A	Saint Joseph's	61	42	
155	H	Saint Joseph's	50	69	
166	A	Pittsburgh	66	53	
168	A	Davison	79	54	
170	A	Charlotte	72	75	
194	A	Richmond	78	70	
213	H	Akron	66	60	
216	N	N.C. A&T	73	60	
231	H	La Salle	78	50	
257	H	St. Bonaventure	73	59	
282	A	VCU	70	51	
282	H	VCU	80	71	
283	H	Massachusetts	60	57	
291	H	Central Conn. St.	83	58	
336	H	Iona	80	59	
341	A	Winthrop	81	54	

LAST 12 Division I GAMES:					
112	A	Saint Louis	76	66	
155	H	Saint Joseph's	50	69	
282	H	VCU	80	71	
194	A	Richmond	78	70	
36	A	Dayton	70	79	
257	H	St. Bonaventure	73	59	
155	A	Saint Joseph's	61	42	
111	H	George Mason	71	64	
231	H	La Salle	78	50	
96	A	George Washington	54	53	
282	A	VCU	70	51	
168	A	Davison	79	54	

Non-Div I Games:

Duquesne

■ Loss, ■ Non-Conf, S Site, H Home A Away N Neutral

Average RPI Win:	225	WON-LOST	WINNING	LAST 10	STRENGTH OF	OPP. STRENGTH	TEAM	ADJ.	CONF.	ADJ CONF.
Average RPI Loss:	89	RECORD	PCT. RANK	GAMES	SCHEDULE	OF SCHEDULE	RPI	RPI	RPI	RPI
DIV. I ONLY	15- 10	116	8- 2	202	94	130	130	17	17	
DIV. I NON-CONF.	6- 8	209	0- 0	163	19	167	167	16	16	

TOTALS	RPI 1-25	RPI 26-50	W-L RECORDS	RPI 51-100	RPI 101-999	RPI 201+				
15- 10	0- 3	0- 0	OVERALL	1- 4	14- 3	9- 2				
8- 3	0- 0	0- 0	HOME	1- 2	7- 1	4- 1				
7- 4	0- 2	0- 0	AWAY	0- 1	7- 1	5- 1				
0- 3	0- 1	0- 0	NEUTRAL	0- 1	0- 1	0- 0				
6- 8	0- 3	0- 0	NON-CONFERENCE	1- 3	5- 2	4- 1				
3- 2	0- 0	0- 0	HOME	1- 1	2- 1	1- 1				
3- 3	0- 2	0- 0	AWAY	0- 1	3- 0	3- 0				
0- 3	0- 1	0- 0	NEUTRAL	0- 1	0- 1	0- 0				
9- 2	0- 0	0- 0	CONFERENCE	0- 1	9- 1	5- 1				
5- 1	0- 0	0- 0	HOME	0- 1	5- 0	3- 0				
4- 1	0- 0	0- 0	AWAY	0- 0	4- 1	2- 1				
0- 0	0- 0	0- 0	NEUTRAL	0- 0	0- 0	0- 0				

RPI 1-25				RPI 26-50				RPI 51-100				RPI 101+				Team's RPI: 130
RPI	S	Opponent	Score	RPI	S	Opponent	Score	RPI	S	Opponent	Score	RPI	S	Opponent	Score	
2	N	Notre Dame	46 77					58	H	Duquesne	81 77	109	N	Western Mi ch.	79 87	
10	A	Tennessee	49 87					59	A	Houston	69 88	116	A	Chattanooga	61 55	
19	A	NC State	58 70					61	H	Mercer	65 85	116	H	Chattanooga	65 58	
								63	H	Michigan St.	74 83	132	H	Cincinnati	87 77	
								92	N	Washington St.	76 80	148	H	Samford	76 48	
												174	A	Furman	69 57	
												230	A	UNCG	61 65	
												230	H	UNCG	60 52	
												243	H	Northern Ky.	45 57	
												258	A	Appalachian St.	70 57	
												297	A	Wofford	61 58	
												297	H	Wofford	82 53	
												298	A	Murray St.	96 68	
												300	H	Tennessee Tech	74 55	
												302	A	Western Caro.	76 46	
												302	H	Western Caro.	66 50	
												341	A	Winthrop	74 63	

LAST 12 Division I GAMES:																
297	H	Wofford	82 53	297	A	Wofford	61 58									
116	A	Chattanooga	61 55	174	A	Furman	69 57									
302	A	Western Caro.	76 46	116	H	Chattanooga	65 58									
230	A	UNCG	61 65	230	H	UNCG	60 52									
148	H	Samford	76 48	302	H	Western Caro.	66 50									
61	H	Mercer	65 85	243	H	Northern Ky.	45 57									

Non-Div I Games: North Greenville 90 67

ETSU

■ Loss,
 ■ Non-Conf,
 ■ S Site,
 ■ Home
 ■ Away
 N Neutral

Average RPI Win:	221	WON-LOST	WINNING	LAST 10	STRENGTH OF	OPP. STRENGTH	TEAM	ADJ.	CONF.	ADJ CONF.
Average RPI Loss:	145	RECORD	PCT. RANK	GAMES	SCHEDULE	OF SCHEDULE	RPI	RPI	RPI	RPI
DIV. I ONLY	14- 11	140	6- 4	242	137	202	202	8	8	
DIV. I NON-CONF.	8- 5	111	0- 0	318	341	250	250	7	7	

TOTALS	RPI 1-25	RPI 26-50	W-L RECORDS	RPI 51-100	RPI 101-999	RPI 201+				
14- 11	0- 2	0- 0	OVERALL	1- 1	13- 8	7- 1				
11- 4	0- 1	0- 0	HOME	1- 0	10- 3	5- 0				
2- 5	0- 0	0- 0	AWAY	0- 1	2- 0	1- 0				
1- 2	0- 0	0- 0	NEUTRAL	0- 0	1- 2	1- 0				
8- 5	0- 0	0- 0	NON-CONFERENCE	0- 0	8- 5	7- 1				
6- 2	0- 0	0- 0	HOME	0- 0	6- 2	5- 0				
1- 1	0- 0	0- 0	AWAY	0- 0	1- 1	1- 1				
1- 2	0- 0	0- 0	NEUTRAL	0- 0	1- 2	1- 0				
6- 6	0- 2	0- 0	CONFERENCE	1- 1	5- 3	0- 0				
5- 2	0- 1	0- 0	HOME	1- 0	4- 1	0- 0				
1- 4	0- 1	0- 0	AWAY	0- 1	1- 2	0- 0				
0- 0	0- 0	0- 0	NEUTRAL	0- 0	0- 0	0- 0				

RPI 1-25				RPI 26-50				RPI 51-100				RPI 101+ Team's RPI: 202			
RPI	S	Opponent	Score	RPI	S	Opponent	Score	RPI	S	Opponent	Score	RPI	S	Opponent	Score
1	H	UConn	35 96					59	H	Houston	80 78	132	A	Cincinnati	79 70
24	A	South Fla.	47 88					100	A	Tulane	58 64	132	H	Cincinnati	54 66
												149	H	Wichita St.	77 67
												151	N	UTEP	79 93
												157	H	William & Mary	65 71
												170	H	Charlotte	58 55
												171	H	Tulsa	73 67
												186	A	SMU	51 65
												186	H	SMU	76 47
												194	H	Richmond	64 65
												196	N	Jacksonville St.	73 82
												197	A	Memphis	36 72
												197	H	Memphis	75 62
												204	H	Norfolk St.	51 46
												261	A	UNCW	62 66
												278	H	UMES	64 54
												281	N	Rider	66 63
												285	H	USC Upstate	66 53
												301	A	Kennesaw St.	66 56
												333	H	N.C. Central	73 61
												342	H	Savannah St.	103 37

LAST 12 Division I GAMES:															
197	H	Memphis	75 62	59	H	Houston	80 78	186	A	SMU	51 65	171	H	Tulsa	73 67
24	A	South Fla.	47 88	186	A	SMU	51 65	171	H	Tulsa	73 67	197	A	Memphis	36 72
186	H	SMU	76 47	171	H	Tulsa	73 67	1	H	UConn	35 96	132	A	Cincinnati	54 66
149	H	Wichita St.	77 67	1	H	UConn	35 96	132	H	Cincinnati	54 66				
132	A	Cincinnati	79 70												
100	A	Tulane	58 64												

Non-Div I Games:

East Carolina

Loss,
Non-Conf,
S Site,
H Home
A Away
N Neutral

Average RPI Win:	341	WON-LOST	WINNING	LAST 10	STRENGTH OF	OPP. STRENGTH	TEAM	ADJ.	CONF.	ADJ CONF.
Average RPI Loss:	205	RECORD	PCT. RANK	GAMES	SCHEDULE	OF SCHEDULE	RPI	RPI	RPI	RPI
DIV. I ONLY	2- 24	345	0- 10	284	321	346	346	25	25	
DIV. I NON-CONF.	1- 10	327	0- 0	289	323	345	345	27	27	

TOTALS	RPI 1-25	RPI 26-50	W-L RECORDS	RPI 51-100	RPI 101-999	RPI 201+				
2- 24	0- 0	0- 0	OVERALL	0- 3	2- 21	2- 13				
2- 10	0- 0	0- 0	HOME	0- 1	2- 9	2- 6				
0- 13	0- 0	0- 0	AWAY	0- 2	0- 11	0- 7				
0- 1	0- 0	0- 0	NEUTRAL	0- 0	0- 1	0- 0				
1- 10	0- 0	0- 0	NON-CONFERENCE	0- 1	1- 9	1- 4				
1- 4	0- 0	0- 0	HOME	0- 0	1- 4	1- 3				
0- 5	0- 0	0- 0	AWAY	0- 1	0- 4	0- 1				
0- 1	0- 0	0- 0	NEUTRAL	0- 0	0- 1	0- 0				
1- 14	0- 0	0- 0	CONFERENCE	0- 2	1- 12	1- 9				
1- 6	0- 0	0- 0	HOME	0- 1	1- 5	1- 3				
0- 8	0- 0	0- 0	AWAY	0- 1	0- 7	0- 6				
0- 0	0- 0	0- 0	NEUTRAL	0- 0	0- 0	0- 0				

RPI 1-25				RPI 26-50				RPI 51-100				RPI 101+ Team's RPI : 346					
RPI	S	Opponent	Score	RPI	S	Opponent	Score	RPI	S	Opponent	Score	RPI	S	Opponent	Score		
								78	A	Belmont	37	59	110	A	Cleveland St.	69	77
								78	H	Belmont	58	86	125	N	Delaware	37	66
								97	A	Wright St.	46	81	127	H	Northern Ill.	64	93
												143	A	SIUE	52	62	
												155	A	Saint Joseph's	62	80	
												181	H	UT Martin	44	72	
												192	A	Northwestern	40	74	
												196	H	Jacksonville St.	50	59	
												208	A	Morehead St.	81	89	
												215	H	North Texas	61	63	
												228	A	Southeast Mo. St.	48	51	
												228	H	Southeast Mo. St.	54	77	
												236	A	Austin Peay	59	69	
												236	H	Austin Peay	66	75	
												255	H	Bradley	52	67	
												289	H	Valparaiso	67	76	
												293	A	Eastern Ky.	51	67	
												298	A	Murray St.	61	72	
												300	H	Tennessee Tech	57	60	
												331	A	Fort Wayne	77	93	
												332	A	Tennessee St.	68	86	
												332	H	Tennessee St.	66	59	
												349	H	Evansville	79	52	
LAST 12 Division I GAMES:																	
228	A	Southeast Mo. St.	48	51	78	A	Belmont	37	59	228	H	Southeast Mo. St.	54	77			
236	H	Austin Peay	66	75	181	H	UT Martin	44	72	78	H	Belmont	58	86			
143	A	SIUE	52	62	332	H	Tennessee St.	66	59	293	A	Eastern Ky.	51	67			
300	H	Tennessee Tech	57	60													
196	H	Jacksonville St.	50	59													
332	A	Tennessee St.	68	86													

Non-Div I Games:

Eastern III.

Average RPI Win:	269	WON-LOST	WINNING	LAST 10	STRENGTH OF	OPP. STRENGTH	TEAM	ADJ.	CONF.	ADJ CONF.
Average RPI Loss:	177	RECORD	PCT. RANK	GAMES	SCHEDULE	OF SCHEDULE	RPI	RPI	RPI	RPI
DIV. I ONLY	7- 16	273	3- 7	269	239	293	293	25	25	
DIV. I NON-CONF.	2- 6	280	0- 0	302	77	295	295	27	27	

TOTALS	RPI 1-25	RPI 26-50	W-L RECORDS	RPI 51-100	RPI 101-999	RPI 201+				
7- 16	0- 0	0- 0	OVERALL	0- 3	7- 13	6- 6				
5- 6	0- 0	0- 0	HOME	0- 2	5- 4	4- 1				
2- 10	0- 0	0- 0	AWAY	0- 1	2- 9	2- 5				
0- 0	0- 0	0- 0	NEUTRAL	0- 0	0- 0	0- 0				
2- 6	0- 0	0- 0	NON-CONFERENCE	0- 1	2- 5	2- 2				
1- 2	0- 0	0- 0	HOME	0- 1	1- 1	1- 0				
1- 4	0- 0	0- 0	AWAY	0- 0	1- 4	1- 2				
0- 0	0- 0	0- 0	NEUTRAL	0- 0	0- 0	0- 0				
5- 10	0- 0	0- 0	CONFERENCE	0- 2	5- 8	4- 4				
4- 4	0- 0	0- 0	HOME	0- 1	4- 3	3- 1				
1- 6	0- 0	0- 0	AWAY	0- 1	1- 5	1- 3				
0- 0	0- 0	0- 0	NEUTRAL	0- 0	0- 0	0- 0				

RPI 1-25				RPI 26-50				RPI 51-100				RPI 101+				Team's RPI: 293	
RPI	S	Opponent	Score	RPI	S	Opponent	Score	RPI	S	Opponent	Score	RPI	S	Opponent	Score		
								78	A	Belmont	62	95	111	A	George Mason	41	64
								78	H	Belmont	55	77	132	A	Cincinnati	53	64
								83	H	Ohio	57	69	141	H	Kent St.	57	65
												143	H	SIUE	60	62	
												181	A	UT Martin	49	77	
												181	H	UT Martin	54	72	
												196	A	Jacksonville St.	51	65	
												196	H	Jacksonville St.	48	44	
												205	A	Bowling Green	60	77	
												208	H	Morehead St.	59	56	
												213	A	Akron	45	62	
												228	A	Southeast Mo. St.	55	69	
												230	H	UNCG	70	59	
												236	A	Austin Peay	45	59	
												298	A	Murray St.	68	75	
												300	A	Tennessee Tech	76	68	
												300	H	Tennessee Tech	55	53	
												302	A	Western Caro.	62	59	
												332	H	Tennessee St.	58	59	
												346	H	Eastern Ill.	67	51	

LAST 12 Division I GAMES:																	
								78	A	Belmont	62	95	236	A	Austin Peay	45	59
								208	H	Morehead St.	59	56	196	H	Jacksonville St.	48	44
								181	H	UT Martin	54	72	300	H	Tennessee Tech	55	53
								332	H	Tennessee St.	58	59	228	A	Southeast Mo. St.	55	69
								78	H	Belmont	55	77	181	A	UT Martin	49	77
								298	A	Murray St.	68	75	346	H	Eastern Ill.	67	51

Non-Div I Games: Ohio Christian 69 45

Eastern Ky.

■ Loss,
 ■ Non-Conf,
 ■ S Site,
 ■ Home
 ■ A Away
 N Neutral

Average RPI Win:	187	WON-LOST	WINNING	LAST 10	STRENGTH OF	OPP. STRENGTH	TEAM	ADJ.	CONF.	ADJ CONF.
Average RPI Loss:	142	RECORD	PCT. RANK	GAMES	SCHEDULE	OF SCHEDULE	RPI	RPI	RPI	RPI
DIV. I ONLY	9- 14	232	4- 6	174	132	210	210	7	7	
DIV. I NON-CONF.	3- 7	254	0- 0	331	336	312	312	8	8	

TOTALS	RPI 1-25	RPI 26-50	W-L RECORDS	RPI 51-100	RPI 101-999	RPI 201+				
9- 14	0- 2	0- 2	OVERALL	3- 1	6- 9	4- 4				
5- 4	0- 1	0- 0	HOME	2- 1	3- 2	2- 1				
4- 9	0- 1	0- 2	AWAY	1- 0	3- 6	2- 3				
0- 1	0- 0	0- 0	NEUTRAL	0- 0	0- 1	0- 0				
3- 7	0- 0	0- 1	NON-CONFERENCE	0- 0	3- 6	3- 3				
2- 0	0- 0	0- 0	HOME	0- 0	2- 0	2- 0				
1- 6	0- 0	0- 1	AWAY	0- 0	1- 5	1- 3				
0- 1	0- 0	0- 0	NEUTRAL	0- 0	0- 1	0- 0				
6- 7	0- 2	0- 1	CONFERENCE	3- 1	3- 3	1- 1				
3- 4	0- 1	0- 0	HOME	2- 1	1- 2	0- 1				
3- 3	0- 1	0- 1	AWAY	1- 0	2- 1	1- 0				
0- 0	0- 0	0- 0	NEUTRAL	0- 0	0- 0	0- 0				

RPI 1-25				RPI 26-50				RPI 51-100				RPI 101+				Team's RPI: 210
RPI	S	Opponent	Score	RPI	S	Opponent	Score	RPI	S	Opponent	Score	RPI	S	Opponent	Score	
14	A	Buffalo	92 97	37	A	Minnesota	56 80	62	H	Toledo	70 57	109	H	Western Mich.	69 67	
25	H	Central Mich.	72 95	40	A	Ball St.	85 91	83	H	Ohio	73 58	110	A	Cleveland St.	65 77	
								90	A	Miami (OH)	74 59	127	A	Northern Ill.	83 76	
								90	H	Miami (OH)	69 73	141	A	Kent St.	69 76	
												141	H	Kent St.	60 67	
												152	A	Loyola Marymount	64 73	
												176	N	Denver	54 60	
												205	A	Bowling Green	54 52	
												213	H	Akron	65 77	
												251	A	Illinois St.	56 65	
												257	A	St. Bonaventure	51 70	
												318	A	Detroit Mercy	78 76	
												335	A	Ill. -Chicago	70 73	
												344	H	Florida A&M	83 61	
												347	H	Longwood	73 44	

LAST 12 Division I GAMES:																
				83	H	Ohio	73 58	127	A	Northern Ill.	83 76					
				213	H	Akron	65 77	109	H	Western Mich.	69 67					
				40	A	Ball St.	85 91	90	A	Miami (OH)	74 59					
				25	H	Central Mich.	72 95	141	A	Kent St.	69 76					
				14	A	Buffalo	92 97	62	H	Toledo	70 57					
				90	H	Miami (OH)	69 73	205	A	Bowling Green	54 52					

Non-Div I Games: Rochester College 62 29

Eastern Mich.

Average RPI Win:	235	WON-LOST	WINNING	LAST 10	STRENGTH OF	OPP. STRENGTH	TEAM	ADJ.	CONF.	ADJ CONF.
Average RPI Loss:	91	RECORD	PCT. RANK	GAMES	SCHEDULE	OF SCHEDULE	RPI	RPI	RPI	RPI
DIV. I ONLY	12- 12	175	7- 3	154	105	163	163	19	19	
DIV. I NON-CONF.	4- 7	226	0- 0	75	131	162	162	13	13	

TOTALS	RPI 1-25	RPI 26-50	W-L RECORDS	RPI 51-100	RPI 101-999	RPI 201+				
12- 12	0- 1	0- 4	OVERALL	0- 1	12- 6	7- 0				
8- 3	0- 0	0- 1	HOME	0- 0	8- 2	4- 0				
3- 8	0- 1	0- 3	AWAY	0- 0	3- 4	3- 0				
1- 1	0- 0	0- 0	NEUTRAL	0- 1	1- 0	0- 0				
4- 7	0- 1	0- 2	NON-CONFERENCE	0- 1	4- 3	2- 0				
2- 2	0- 0	0- 0	HOME	0- 0	2- 2	1- 0				
1- 4	0- 1	0- 2	AWAY	0- 0	1- 1	1- 0				
1- 1	0- 0	0- 0	NEUTRAL	0- 1	1- 0	0- 0				
8- 5	0- 0	0- 2	CONFERENCE	0- 0	8- 3	5- 0				
6- 1	0- 0	0- 1	HOME	0- 0	6- 0	3- 0				
2- 4	0- 0	0- 1	AWAY	0- 0	2- 3	2- 0				
0- 0	0- 0	0- 0	NEUTRAL	0- 0	0- 0	0- 0				

RPI 1-25				RPI 26-50				RPI 51-100				RPI 101+ Team's RPI: 163			
RPI	S	Opponent	Score	RPI	S	Opponent	Score	RPI	S	Opponent	Score	RPI	S	Opponent	Score
8	A	Oregon	40 81	33	A	Northern Colo.	62 68	72	N	Saint Mary's (CA)	56 76	120	A	Portland St.	60 75
				33	H	Northern Colo.	65 70					120	H	Portland St.	64 57
				42	A	Purdue	40 65					129	H	BYU	69 73
				45	A	Gonzaga	45 69					134	A	Idaho	71 85
												134	H	Idaho	71 64
												146	A	Fresno St.	56 81
												153	H	Cal Poly	75 72
												162	A	North Dakota	79 81
												162	H	North Dakota	74 70
												165	H	Boise St.	57 61
												181	N	UT Martin	61 58
												246	A	Montana	75 72
												272	A	Sacramento St.	83 72
												272	H	Sacramento St.	83 76
												307	A	Air Force	65 63
												315	H	Northern Ariz.	82 62
												327	H	Southern Utah	58 41
												328	H	Utah Valley	61 41

LAST 12 Division I GAMES:															
				246	A	Montana	75 72					327	H	Southern Utah	58 41
				134	A	Idaho	71 85					315	H	Northern Ariz.	82 62
				120	H	Portland St.	64 57					134	H	Idaho	71 64
				272	H	Sacramento St.	83 76					272	A	Sacramento St.	83 72
				33	A	Northern Colo.	62 68					120	A	Portland St.	60 75
				162	A	North Dakota	79 81					162	H	North Dakota	74 70

Non-Div I Games: Multnomah 88 42

Eastern Wash.

Average RPI Win:	194	WON-LOST	WINNING	LAST 10	STRENGTH OF	OPP. STRENGTH	TEAM	ADJ.	CONF.	ADJ CONF.
Average RPI Loss:	77	RECORD	PCT. RANK	GAMES	SCHEDULE	OF SCHEDULE	RPI	RPI	RPI	RPI
DIV. I ONLY	17- 7	63	8- 2	116	126	56	56	10	10	
DIV. I NON-CONF.	7- 3	74	0- 0	152	75	61	61	12	12	

TOTALS	RPI 1-25	RPI 26-50	W-L RECORDS	RPI 51-100	RPI 101-999	RPI 201+				
17- 7	0- 2	1- 0	OVERALL	3- 3	13- 2	9- 0				
10- 0	0- 0	0- 0	HOME	2- 0	8- 0	5- 0				
6- 6	0- 0	1- 0	AWAY	0- 0	5- 0	4- 0				
1- 1	0- 1	0- 0	NEUTRAL	1- 0	0- 0	0- 0				
7- 3	0- 2	1- 0	NON-CONFERENCE	1- 1	5- 0	3- 0				
3- 0	0- 0	0- 0	HOME	0- 0	3- 0	2- 0				
3- 2	0- 1	1- 0	AWAY	0- 1	2- 0	1- 0				
1- 1	0- 1	0- 0	NEUTRAL	1- 0	0- 0	0- 0				
10- 4	0- 0	0- 0	CONFERENCE	2- 2	8- 2	6- 0				
7- 0	0- 0	0- 0	HOME	2- 0	5- 0	3- 0				
3- 4	0- 0	0- 0	AWAY	0- 2	3- 2	3- 0				
0- 0	0- 0	0- 0	NEUTRAL	0- 0	0- 0	0- 0				

RPI 1-25				RPI 26-50				RPI 51-100				RPI 101+			
RPI	S	Opponent	Score	RPI	S	Opponent	Score	RPI	S	Opponent	Score	RPI	S	Opponent	Score
17	N	Iowa	61 74	46	A	UCF	71 57	57	A	Drexel	56 58	125	A	Delaware	66 80
19	A	NC State	57 70					57	H	Drexel	70 58	125	H	Delaware	64 51
								69	A	James Madison	67 70	135	H	Northeastern	78 71
								69	H	James Madison	50 43	157	A	William & Mary	75 81
								85	N	Alabama	60 55	168	A	Davidson	75 58
								98	A	Wake Forest	51 53	198	H	Hampton	82 59
												216	A	N. C. A&T	90 59
												240	A	Hofstra	72 65
												253	A	Col. of Charleston	77 55
												253	H	Col. of Charleston	97 44
												261	H	UNCW	75 67
												262	A	Towson	71 45
												262	H	Towson	84 61
												333	H	N. C. Central	78 50
												341	H	Winthrop	98 37

LAST 12 Division I GAMES:															
240	A	Hofstra	72 65	57	A	Drexel	56 58								
253	H	Col. of Charleston	97 44	125	H	Delaware	64 51								
57	H	Drexel	70 58	262	H	Towson	84 61								
69	H	James Madison	50 43	157	A	William & Mary	75 81								
253	A	Col. of Charleston	77 55	69	A	James Madison	67 70								
262	A	Towson	71 45	135	H	Northeastern	78 71								

Non-Div I Games: Coker

106 54

E l o n

Average RPI Win:	298	WON-LOST	WINNING	LAST 10	STRENGTH OF	OPP. STRENGTH	TEAM	ADJ.	CONF.	ADJ CONF.
Average RPI Loss:	211	RECORD	PCT. RANK	GAMES	SCHEDULE	OF SCHEDULE	RPI	RPI	RPI	RPI

DIV. I ONLY	1- 21	347	0- 10	307	299	349	349	24	24
DIV. I NON-CONF.	1- 8	313	0- 0	313	344	347	347	22	22

TOTALS	RPI 1-25	RPI 26-50	W-L RECORDS	RPI 51-100	RPI 101-999	RPI 201+			
1- 21	0- 0	0- 1	OVERALL	0- 3	1- 17	1- 13			
1- 8	0- 0	0- 0	HOME	0- 1	1- 7	1- 4			
0- 13	0- 0	0- 0	AWAY	0- 1	0- 2	0- 2			
0- 0	0- 0	0- 0	NEUTRAL	0- 0	0- 0	0- 0			
1- 8	0- 0	0- 1	NON-CONFERENCE	0- 1	1- 6	1- 6			
1- 1	0- 0	0- 0	HOME	0- 0	1- 1	1- 1			
0- 7	0- 0	0- 1	AWAY	0- 1	0- 5	0- 5			
0- 0	0- 0	0- 0	NEUTRAL	0- 0	0- 0	0- 0			
0- 13	0- 0	0- 0	CONFERENCE	0- 2	0- 11	0- 7			
0- 7	0- 0	0- 0	HOME	0- 1	0- 6	0- 3			
0- 6	0- 0	0- 0	AWAY	0- 1	0- 5	0- 4			
0- 0	0- 0	0- 0	NEUTRAL	0- 0	0- 0	0- 0			

RPI 1-25	RPI 26-50	RPI 51-100	RPI 101+	Team's RPI: 349
RPI S Opponent Score	RPI S Opponent Score	RPI S Opponent Score	RPI S Opponent Score	
	44 A Western Ky. 54 92	81 A Drake 66 107	106 H Missouri St. 65 95	
		81 H Drake 50 101	144 H Southern Ill. 62 74	
		95 A Kentucky 62 100	150 A UNI 41 65	
			150 H UNI 60 85	
			208 H Morehead St. 75 82	
			228 A Southeast Mo. St. 65 74	
			236 A Austin Peay 73 82	
			251 H Illinois St. 43 67	
			255 A Bradley 47 92	
			255 H Bradley 59 117	
			273 A Indiana St. 48 56	
			273 H Indiana St. 57 66	
			289 A Valparaiso 59 101	
			298 H Murray St. 89 81	
			309 A Loyola Chicago 63 82	
			317 A Alabama A&M 56 70	
			335 A Ill. -Chicago 77 96	
			346 A Eastern Ill. 52 79	
LAST 12 Division I GAMES:				
	255 A Bradley 47 92	255 H Bradley 59 117		
	150 H UNI 60 85	251 H Illinois St. 43 67		
	81 H Drake 50 101	81 A Drake 66 107		
	273 H Indiana St. 57 66	150 A UNI 41 65		
	309 A Loyola Chicago 63 82	273 A Indiana St. 48 56		
	289 A Valparaiso 59 101	106 H Missouri St. 65 95		

Non-Div I Games: Oakland City 96 59 Westminster (MO) 79 53

FGCU				Through Games Of Feb. 16, 2018							
Average RPI Win: 193		WON-LOST RECORD	WINNING PCT. RANK	LAST 10 GAMES	STRENGTH OF SCHEDULE	OPP. STRENGTH OF SCHEDULE	TEAM RPI	ADJ. RPI	CONF. RPI	ADJ CONF. RPI	
Average RPI Loss: 108											
DIV. I ONLY		21- 4	13	9- 1	158	150	49	49	22	22	
DIV. I NON-CONF.		11- 3	45	0- 0	53	57	25	25	21	21	

TOTALS		RPI 1-25		RPI 26-50		W-L RECORDS		RPI 51-100		RPI 101-999	RPI 201+
21- 4		0- 1		2- 0		OVERALL		4- 1		15- 2	11- 1
10- 0		0- 0		1- 0		HOME		3- 0		6- 0	4- 0
9- 2		0- 0		0- 0		AWAY		1- 0		8- 0	7- 0
2- 2		0- 1		1- 0		NEUTRAL		0- 1		1- 0	0- 0
11- 3		0- 1		2- 0		NON-CONFERENCE		2- 1		7- 1	4- 0
5- 0		0- 0		1- 0		HOME		2- 0		2- 0	1- 0
4- 1		0- 0		0- 0		AWAY		0- 0		4- 1	3- 0
2- 2		0- 1		1- 0		NEUTRAL		0- 1		1- 0	0- 0
10- 1		0- 0		0- 0		CONFERENCE		2- 0		8- 1	7- 1
5- 0		0- 0		0- 0		HOME		1- 0		4- 0	3- 0
5- 1		0- 0		0- 0		AWAY		1- 0		4- 1	4- 1
0- 0		0- 0		0- 0		NEUTRAL		0- 0		0- 0	0- 0

RPI 1-25				RPI 26-50				Team's RPI: 49				RPI 51-100				RPI 101+			
RPI	S	Opponent	Score	RPI	S	Opponent	Score	RPI	S	Opponent	Score	RPI	S	Opponent	Score	RPI	S	Opponent	Score
7	N	Ohio St.	62 104	32	N	DePaul	89 84	65	H	Harvard	65 56	116	A	Chattanooga	61 68				
				35	H	South Dakota St.	87 78	78	N	Belmont	65 75	141	N	Kent St.	80 62				
								89	A	Jacksonville	65 63	143	H	SIUE	66 49				
								89	H	Jacksonville	63 58	183	H	Stetson	80 40				
								95	H	Kentucky	70 64	187	A	Siena	63 50				
												211	A	Abilene Christian	94 55				
												212	H	Illinois	85 61				
												213	A	Akron	82 63				
												229	A	North Florida	73 75				
												229	H	North Florida	67 52				
												264	A	Lipscomb	68 54				
												285	A	USC Upstate	88 44				
												285	H	USC Upstate	93 60				
												301	A	Kennesaw St.	78 57				
												308	A	FIU	88 52				
												343	A	NJIT	89 43				
												343	H	NJIT	90 66				

										LAST 12 Division I GAMES:									
343	A	NJIT	89 43	264	A	Lipscomb	68 54												
285	A	USC Upstate	88 44	301	A	Kennesaw St.	78 57												
229	H	North Florida	67 52	285	H	USC Upstate	93 60												
89	A	Jacksonville	65 63	343	H	NJIT	90 66												
229	A	North Florida	73 75	183	H	Stetson	80 40												
89	H	Jacksonville	63 58	35	H	South Dakota St.	87 78												

Non-Div I Games: Southeastern (FL) 76 66 Ave Maria 99 35 Fla. Memorial 82 43

FGCU

Loss, Non-Conf, S Site, H Home A Away N Neutral

Average RPI Win:	249	WON-LOST	WINNING	LAST 10	STRENGTH OF	OPP. STRENGTH	TEAM	ADJ.	CONF.	ADJ CONF.
Average RPI Loss:	172	RECORD	PCT. RANK	GAMES	SCHEDULE	OF SCHEDULE	RPI	RPI	RPI	RPI
DIV. I ONLY	6- 19	300	2- 8	180	241	308	308	18	18	
DIV. I NON-CONF.	3- 10	285	0- 0	225	280	313	313	19	19	

TOTALS	RPI 1-25	RPI 26-50	W-L RECORDS	RPI 51-100	RPI 101-999	RPI 201+				
6- 19	0- 1	0- 2	OVERALL	1- 2	5- 14	4- 8				
6- 10	0- 1	0- 1	HOME	1- 1	5- 7	4- 3				
0- 9	0- 0	0- 1	AWAY	0- 1	0- 7	0- 5				
0- 0	0- 0	0- 0	NEUTRAL	0- 0	0- 0	0- 0				
3- 10	0- 1	0- 1	NON-CONFERENCE	0- 1	3- 7	3- 4				
3- 6	0- 1	0- 1	HOME	0- 0	3- 4	3- 2				
0- 4	0- 0	0- 0	AWAY	0- 1	0- 3	0- 2				
0- 0	0- 0	0- 0	NEUTRAL	0- 0	0- 0	0- 0				
3- 9	0- 0	0- 1	CONFERENCE	1- 1	2- 7	1- 4				
3- 4	0- 0	0- 0	HOME	1- 1	2- 3	1- 1				
0- 5	0- 0	0- 1	AWAY	0- 0	0- 4	0- 3				
0- 0	0- 0	0- 0	NEUTRAL	0- 0	0- 0	0- 0				

RPI 1-25				RPI 26-50				RPI 51-100				RPI 101+ Team's RPI: 308			
RPI	S	Opponent	Score	RPI	S	Opponent	Score	RPI	S	Opponent	Score	RPI	S	Opponent	Score
24	H	South Fla.	52 82	44	A	Western Ky.	47 101	51	A	Miami (FL)	69 77	117	A	Georgetown	56 77
				49	H	FGCU	52 88	68	H	UAB	61 71	123	H	Middle Tenn.	59 63
								93	H	Rice	68 58	126	H	Bethune-Cookman	59 77
												136	H	Clemson	65 67
												151	H	UTEP	76 77
												170	A	Charlotte	57 80
												175	H	Louisiana Tech	57 54
												215	H	North Texas	46 92
												252	A	Howard	62 69
												259	A	Morgan St.	51 62
												275	H	North Dakota St.	68 71
												280	A	Old Dominion	60 68
												288	H	Vermont	80 70
												294	A	UTSA	66 69
												306	H	Charleston So.	77 70
												307	H	Air Force	70 69
												317	H	Alabama A&M	51 58
												324	A	Marshall	75 78
												324	H	Marshall	67 54
LAST 12 Division I GAMES:															
294	A	UTSA	66 69	68	H	UAB	61 71								
123	H	Middle Tenn.	59 63	175	H	Louisiana Tech	57 54								
215	H	North Texas	46 92	93	H	Rice	68 58								
170	A	Charlotte	57 80	44	A	Western Ky.	47 101								
280	A	Old Dominion	60 68	324	H	Marshall	67 54								
324	A	Marshall	75 78	151	H	UTEP	76 77								

Non-Div I Games:

FIU

Average RPI Win:	287	WON-LOST	WINNING	LAST 10	STRENGTH OF	OPP. STRENGTH	TEAM	ADJ.	CONF.	ADJ CONF.
Average RPI Loss:	164	RECORD	PCT. RANK	GAMES	SCHEDULE	OF SCHEDULE	RPI	RPI	RPI	RPI
DIV. I ONLY	10- 15	227	4- 6	286	276	260	260	28	28	
DIV. I NON-CONF.	3- 8	268	0- 0	287	220	296	296	26	26	

TOTALS	RPI 1-25	RPI 26-50	W-L RECORDS	RPI 51-100	RPI 101-999	RPI 201+				
10- 15	0- 1	0- 0	OVERALL	0- 2	10- 12	9- 3				
6- 5	0- 1	0- 0	HOME	0- 1	6- 3	6- 1				
4- 9	0- 0	0- 0	AWAY	0- 1	4- 8	3- 2				
0- 1	0- 0	0- 0	NEUTRAL	0- 0	0- 1	0- 0				
3- 8	0- 1	0- 0	NON-CONFERENCE	0- 0	3- 7	2- 1				
2- 2	0- 1	0- 0	HOME	0- 0	2- 1	2- 0				
1- 5	0- 0	0- 0	AWAY	0- 0	1- 5	0- 1				
0- 1	0- 0	0- 0	NEUTRAL	0- 0	0- 1	0- 0				
7- 7	0- 0	0- 0	CONFERENCE	0- 2	7- 5	7- 2				
4- 3	0- 0	0- 0	HOME	0- 1	4- 2	4- 1				
3- 4	0- 0	0- 0	AWAY	0- 1	3- 3	3- 1				
0- 0	0- 0	0- 0	NEUTRAL	0- 0	0- 0	0- 0				

RPI 1-25				RPI 26-50				RPI 51-100				RPI 101+ Team's RPI: 260			
RPI	S	Opponent	Score	RPI	S	Opponent	Score	RPI	S	Opponent	Score	RPI	S	Opponent	Score
23	H	Villanova	44 73					53	A	Quinnipiac	45 77	103	A	Seton Hall	61 80
								53	H	Quinnipiac	39 58	135	A	Northeastern	43 63
												157	A	William & Mary	47 57
												159	A	Marist	63 71
												159	H	Marist	34 48
												177	N	New Hampshire	61 71
												187	A	Siena	40 51
												189	A	Lehigh	53 56
												194	H	Richmond	67 72
												201	A	Boston College	66 58
												241	H	Niagara	59 53
												256	A	Manhattan	44 55
												256	H	Manhattan	55 52
												274	H	Mt. St. Mary's	76 65
												281	A	Rider	68 57
												281	H	Rider	45 61
												287	A	Canisius	56 52
												299	H	Monmouth	61 55
												330	A	Rhode Island	47 62
												336	A	Iona	78 68
												345	H	UMass Lowell	78 67
												348	H	Saint Peter's	62 41
LAST 12 Division I GAMES:															
159	H	Marist	34 48	187	A	Siena	40 51								
256	A	Manhattan	44 55	53	A	Quinnipiac	45 77								
336	A	Iona	78 68	348	H	Saint Peter's	62 41								
256	H	Manhattan	55 52	159	A	Marist	63 71								
53	H	Quinnipiac	39 58	281	H	Rider	45 61								
281	A	Rider	68 57	299	H	Monmouth	61 55								

Non-Div I Games:

Fairfield

Average RPI Win: 300	WON-LOST RECORD	WINNING PCT. RANK	LAST 10 GAMES	STRENGTH OF SCHEDULE	OPP. STRENGTH OF SCHEDULE	TEAM RPI	ADJ. RPI	CONF. RPI	ADJ CONF. RPI
Average RPI Loss: 208									
DIV. I ONLY	14- 9	111	6- 4	348	314	276	276	29	29
DIV. I NON-CONF.	7- 3	74	0- 0	346	329	248	248	29	29

TOTALS	RPI 1-25	RPI 26-50	W-L RECORDS	RPI 51-100	RPI 101-999	RPI 201+			
14- 9	0- 1	0- 0	OVERALL	0- 0	14- 8	13- 6			
8- 5	0- 0	0- 0	HOME	0- 0	8- 5	7- 3			
6- 4	0- 1	0- 0	AWAY	0- 0	6- 3	6- 3			
0- 0	0- 0	0- 0	NEUTRAL	0- 0	0- 0	0- 0			
7- 3	0- 1	0- 0	NON-CONFERENCE	0- 0	7- 2	6- 2			
5- 1	0- 0	0- 0	HOME	0- 0	5- 1	4- 1			
2- 2	0- 1	0- 0	AWAY	0- 0	2- 1	2- 1			
0- 0	0- 0	0- 0	NEUTRAL	0- 0	0- 0	0- 0			
7- 6	0- 0	0- 0	CONFERENCE	0- 0	7- 6	7- 4			
3- 4	0- 0	0- 0	HOME	0- 0	3- 4	3- 2			
4- 2	0- 0	0- 0	AWAY	0- 0	4- 2	4- 2			
0- 0	0- 0	0- 0	NEUTRAL	0- 0	0- 0	0- 0			

RPI	S	Opponent	Score	RPI	S	Opponent	Score	RPI	S	Opponent	Score	RPI	S	Opponent	Score	Team's RPI: 276
22	A	Rutgers	35 101									113	H	Saint Francis (PA)	56 80	
												145	H	Robert Morris	68 77	
												173	H	Army West Point	58 56	
												203	H	Stony Brook	51 56	
												252	A	Howard	65 68	
												265	H	Colgate	61 51	
												269	A	St. Francis Brooklyn	70 62	
												274	A	Mt. St. Mary's	52 55	
												274	H	Mt. St. Mary's	53 55	
												284	A	LIU Brooklyn	61 49	
												290	H	Sacred Heart	69 59	
												291	A	Central Conn. St.	56 76	
												291	H	Central Conn. St.	78 49	
												295	A	Bryant	77 69	
												295	H	Bryant	48 65	
												299	H	Monmouth	78 61	
												325	A	Wagner	74 64	
												325	H	Wagner	62 61	
												343	A	NJIT	74 70	
												345	H	UMass Lowell	60 51	
												347	A	Longwood	72 52	
												348	H	Saint Peter's	69 59	
LAST 12 Division I GAMES:																
												325	H	Wagner	62 61	
												274	H	Mt. St. Mary's	53 55	
												291	A	Central Conn. St.	56 76	
												295	A	Bryant	77 69	
												284	A	LIU Brooklyn	61 49	
												269	A	St. Francis Brooklyn	70 62	
												290	H	Sacred Heart	69 59	
												291	H	Central Conn. St.	78 49	
												295	H	Bryant	48 65	
												274	A	Mt. St. Mary's	52 55	
												325	A	Wagner	74 64	
												113	H	Saint Francis (PA)	56 80	

Non-Div I Games: Rutgers-Newark 76 40

Fairleigh Dickinson

Average RPI Win:	264	WON-LOST	WINNING	LAST 10	STRENGTH OF	OPP. STRENGTH	TEAM	ADJ.	CONF.	ADJ CONF.
Average RPI Loss:	143	RECORD	PCT. RANK	GAMES	SCHEDULE	OF SCHEDULE	RPI	RPI	RPI	RPI
DIV. I ONLY	10- 12	208	3- 7	190	250	225	225	18	18	
DIV. I NON-CONF.	6- 5	153	1- 0	295	296	236	236	19	19	

TOTALS	RPI 1-25	RPI 26-50	W-L RECORDS	RPI 51-100	RPI 101-999	RPI 201+				
10- 12	0- 0	0- 1	OVERALL	0- 4	10- 7	8- 4				
7- 5	0- 0	0- 0	HOME	0- 2	7- 3	5- 2				
3- 6	0- 0	0- 1	AWAY	0- 2	3- 3	3- 1				
0- 1	0- 0	0- 0	NEUTRAL	0- 0	0- 1	0- 1				
6- 5	0- 0	0- 0	NON-CONFERENCE	0- 2	6- 3	6- 2				
4- 2	0- 0	0- 0	HOME	0- 1	4- 1	4- 1				
2- 2	0- 0	0- 0	AWAY	0- 1	2- 1	2- 0				
0- 1	0- 0	0- 0	NEUTRAL	0- 0	0- 1	0- 1				
4- 7	0- 0	0- 1	CONFERENCE	0- 2	4- 4	2- 2				
3- 3	0- 0	0- 0	HOME	0- 1	3- 2	1- 1				
1- 4	0- 0	0- 1	AWAY	0- 1	1- 2	1- 1				
0- 0	0- 0	0- 0	NEUTRAL	0- 0	0- 0	0- 0				

RPI 1-25				RPI 26-50				RPI 51-100				RPI 101+ Team's RPI: 225			
RPI	S	Opponent	Score	RPI	S	Opponent	Score	RPI	S	Opponent	Score	RPI	S	Opponent	Score
				44	A	Western Ky.	63 82					123	H	Middle Tenn.	65 69
								60	A	Nebraska	69 86	142	A	Colorado	69 76
								61	H	Mercer	55 66	151	A	UTEP	70 75
								68	A	UAB	57 90	151	H	UTEP	72 66
								93	H	Rice	53 67	175	H	Louisiana Tech	86 72
												205	N	Bowling Green	55 66
												215	H	North Texas	51 65
												229	H	North Florida	83 75
												269	H	St. Francis Brooklyn	80 60
												270	H	Grand Canyon	73 77
												271	H	UMKC	65 55
												273	A	Indiana St.	66 58
												280	A	Old Dominion	54 59
												294	A	UTSA	99 65
												320	A	Georgia St.	82 50
												324	H	Marshall	79 59
												329	H	Delaware St.	90 67
LAST 12 Division I GAMES:															
				280	A	Old Dominion	54 59					175	H	Louisiana Tech	86 72
				215	H	North Texas	51 65					151	A	UTEP	70 75
				123	H	Middle Tenn.	65 69					93	H	Rice	53 67
				44	A	Western Ky.	63 82					151	H	UTEP	72 66
				68	A	UAB	57 90					324	H	Marshall	79 59
				294	A	UTSA	99 65					271	H	UMKC	65 55

Non-Div I Games:

Fla. Atlantic

Average RPI	Win:	203	WON-LOST	WINNING	LAST 10	STRENGTH OF	OPP. STRENGTH	TEAM	ADJ.	CONF.	ADJ CONF.
Average RPI	Loss:	65	RECORD	PCT. RANK	GAMES	SCHEDULE	OF SCHEDULE	RPI	RPI	RPI	RPI
DIV. I ONLY		10- 16	237	2- 8	54	55	160	160	2	2	
DIV. I NON-CONF.		8- 5	111	0- 0	220	126	191	191	2	2	

TOTALS	RPI 1-25		RPI 26-50		W-L RECORDS	RPI 51-100	RPI 101-999		RPI 201+		
10- 16	0- 7		1- 2		OVERALL	1- 2	8- 5		4- 0		
6- 9	0- 3		0- 2		HOME	1- 2	5- 2		3- 0		
2- 6	0- 4		1- 0		AWAY	0- 0	1- 2		0- 0		
2- 1	0- 0		0- 0		NEUTRAL	0- 0	2- 1		1- 0		
8- 5	0- 2		1- 0		NON-CONFERENCE	1- 0	6- 3		4- 0		
5- 4	0- 2		0- 0		HOME	1- 0	4- 2		3- 0		
1- 0	0- 0		1- 0		AWAY	0- 0	0- 0		0- 0		
2- 1	0- 0		0- 0		NEUTRAL	0- 0	2- 1		1- 0		
2- 11	0- 5		0- 2		CONFERENCE	0- 2	2- 2		0- 0		
1- 5	0- 1		0- 2		HOME	0- 2	1- 0		0- 0		
1- 6	0- 4		0- 0		AWAY	0- 0	1- 2		0- 0		
0- 0	0- 0		0- 0		NEUTRAL	0- 0	0- 0		0- 0		

RPI	S	Opponent	Score	RPI	S	Opponent	Score	RPI	S	Opponent	Score	RPI	S	Opponent	Score	Team's RPI: 160
3	A	Mississippi St.	53 90	26	H	LSU	59 66	85	H	Alabama	54 63	102	A	Auburn	55 84	
3	H	Mississippi St.	50 98	27	H	Georgia	57 66	89	H	Jacksonville	69 59	105	A	Arkansas	65 51	
6	H	Florida St.	54 84	29	A	Oklahoma	80 61	95	H	Kentucky	53 56	116	H	Chattanooga	60 65	
7	H	Ohio St.	77 103									138	A	Ole Miss	75 78	
15	A	South Carolina	57 64									138	H	Ole Miss	61 60	
16	A	Missouri	64 66									155	H	Saint Joseph's	71 51	
21	A	Texas A&M	80 85									183	N	Stetson	71 85	
												190	H	Arkansas St.	69 70	
												194	N	Richmond	87 80	
												320	H	Georgia St.	82 66	
												324	H	Marshall	74 69	
												329	H	Delaware St.	85 51	
												342	N	Savannah St.	90 40	

LAST 12 Division I GAMES:																
21	A	Texas A&M	80 85	138	H	Ole Miss	61 60									
15	A	South Carolina	57 64	105	A	Arkansas	65 51									
3	H	Mississippi St.	50 98	26	H	LSU	59 66									
16	A	Missouri	64 66	95	H	Kentucky	53 56									
27	H	Georgia	57 66	138	A	Ole Miss	75 78									
3	A	Mississippi St.	53 90	85	H	Alabama	54 63									

Non-Div I Games:

Florida

Average RPI Win:	304	WON-LOST	WINNING	LAST 10	STRENGTH OF	OPP. STRENGTH	TEAM	ADJ.	CONF.	ADJ CONF.
Average RPI Loss:	222	RECORD	PCT. RANK	GAMES	SCHEDULE	OF SCHEDULE	RPI	RPI	RPI	RPI
DIV. I ONLY	4- 20	319	2- 8	340	282	344	344	30	30	
DIV. I NON-CONF.	1- 11	331	0- 0	327	171	343	343	30	30	

TOTALS	RPI 1-25	RPI 26-50	W-L RECORDS	RPI 51-100	RPI 101-999	RPI 201+				
4- 20	0- 0	0- 0	OVERALL	0- 3	4- 17	4- 15				
3- 4	0- 0	0- 0	HOME	0- 0	3- 4	3- 4				
1- 15	0- 0	0- 0	AWAY	0- 3	1- 12	1- 10				
0- 1	0- 0	0- 0	NEUTRAL	0- 0	0- 1	0- 1				
1- 11	0- 0	0- 0	NON-CONFERENCE	0- 3	1- 8	1- 8				
0- 2	0- 0	0- 0	HOME	0- 0	0- 2	0- 2				
1- 8	0- 0	0- 0	AWAY	0- 3	1- 5	1- 5				
0- 1	0- 0	0- 0	NEUTRAL	0- 0	0- 1	0- 1				
3- 9	0- 0	0- 0	CONFERENCE	0- 0	3- 9	3- 7				
3- 2	0- 0	0- 0	HOME	0- 0	3- 2	3- 2				
0- 7	0- 0	0- 0	AWAY	0- 0	0- 7	0- 5				
0- 0	0- 0	0- 0	NEUTRAL	0- 0	0- 0	0- 0				

RPI 1-25				RPI 26-50				RPI 51-100				RPI 101+ Team's RPI : 344					
RPI	S	Opponent	Score	RPI	S	Opponent	Score	RPI	S	Opponent	Score	RPI	S	Opponent	Score		
								85	A	Al abama	55	91	126	A	Bethune-Cookman	42	44
								86	A	Kansas St.	57	81	198	A	Hampton	65	66
								90	A	Mi ami (OH)	33	73	204	A	Norfol k St.	49	70
												210	A	Eastern Mi ch.	61	83	
												214	A	Xavi er	52	70	
												220	A	Texas Tech	63	82	
												229	H	North Florida	68	77	
												238	A	Omaha	73	78	
												244	N	A&M-Corpus Christi	55	58	
												252	A	Howard	65	76	
												252	H	Howard	74	59	
												259	A	Morgan St.	56	61	
												259	H	Morgan St.	44	59	
												278	A	UMES	70	87	
												290	H	Sacred Heart	68	73	
												302	A	Western Caro.	80	63	
												305	A	Coppin St.	56	62	
												311	A	UTRGV	38	51	
												329	H	Delaware St.	59	54	
												333	H	N.C. Central	84	81	
												342	H	Savannah St.	47	65	

LAST 12 Division I GAMES:																	
				259	H	Morgan St.	44	59	198	A	Hampton	65	66				
				333	H	N.C. Central	84	81	329	H	Delaware St.	59	54				
				278	A	UMES	70	87	126	A	Bethune-Cookman	42	44				
				252	A	Howard	65	76	305	A	Coppin St.	56	62				
				342	H	Savannah St.	47	65	259	A	Morgan St.	56	61				
				204	A	Norfol k St.	49	70	252	H	Howard	74	59				

Non-Div I Games: Lynn 74 37

Florida A&M

Average RPI Win:	116	WON-LOST	WINNING	LAST 10	STRENGTH OF	OPP. STRENGTH	TEAM	ADJ.	CONF.	ADJ CONF.
Average RPI Loss:	16	RECORD	PCT. RANK	GAMES	SCHEDULE	OF SCHEDULE	RPI	RPI	RPI	RPI
DIV. I ONLY	22- 4	11	8- 2	10	30	6	6	1	1	
DIV. I NON-CONF.	12- 1	6	0- 0	35	89	5	5	1	1	

TOTALS	RPI 1-25	RPI 26-50	W-L RECORDS	RPI 51-100	RPI 101-999	RPI 201+				
22- 4	2- 3	3- 1	OVERALL	6- 0	11- 0	3- 0				
11- 1	0- 1	2- 0	HOME	3- 0	6- 0	2- 0				
11- 3	2- 2	1- 1	AWAY	3- 0	5- 0	1- 0				
0- 0	0- 0	0- 0	NEUTRAL	0- 0	0- 0	0- 0				
12- 1	1- 1	2- 0	NON-CONFERENCE	2- 0	7- 0	3- 0				
6- 0	0- 0	1- 0	HOME	1- 0	4- 0	2- 0				
6- 1	1- 1	1- 0	AWAY	1- 0	3- 0	1- 0				
0- 0	0- 0	0- 0	NEUTRAL	0- 0	0- 0	0- 0				
10- 3	1- 2	1- 1	CONFERENCE	4- 0	4- 0	0- 0				
5- 1	0- 1	1- 0	HOME	2- 0	2- 0	0- 0				
5- 2	1- 1	0- 1	AWAY	2- 0	2- 0	0- 0				
0- 0	0- 0	0- 0	NEUTRAL	0- 0	0- 0	0- 0				

RPI	S	Opponent	Score	RPI	S	Opponent	Score	RPI	S	Opponent	Score	RPI	S	Opponent	Score
2	H	Notre Dame	69 100	30	H	Virginia	77 62	51	A	Miami (FL)	91 71	108	H	North Carolina	103 65
4	A	Louisville	50 49	31	A	Syracuse	69 76	51	H	Miami (FL)	105 67	136	A	Clemson	69 47
11	A	Texas	72 87	38	H	Arizona St.	77 66	69	A	James Madison	79 63	136	H	Clemson	91 43
17	A	Iowa	94 93	43	A	Creighton	92 82	73	H	Virginia Tech	107 62	148	H	Samford	87 62
19	A	NC State	56 65					89	H	Jacksonville	82 50	160	A	Florida	84 54
								98	A	Wake Forest	81 79	166	A	Pittsburgh	66 59

LAST 12 Division I GAMES:															
136	H	Clemson	91 43	4	A	Louisville	50 49	98	A	Wake Forest	81 79	73	H	Virginia Tech	107 62
51	A	Miami (FL)	91 71	19	A	NC State	56 65	51	H	Miami (FL)	105 67	229	H	North Florida	109 51
30	H	Virginia	77 62	2	H	Notre Dame	69 100	31	A	Syracuse	69 76	237	A	Grambling	96 53
166	A	Pittsburgh	66 59					136	A	Clemson	69 47	290	H	Sacred Heart	101 52

Non-Div I Games:

Florida St.

Average RPI Win: 188	WON-LOST RECORD	WINNING PCT. RANK	LAST 10 GAMES	STRENGTH OF SCHEDULE	OPP. STRENGTH OF SCHEDULE	TEAM RPI	ADJ. RPI	CONF. RPI	ADJ. CONF. RPI
Average RPI Loss: 87									
DIV. I ONLY	20- 6	39	8- 2	173	96	76	76	12	12
DIV. I NON-CONF.	9- 4	82	0- 0	117	64	69	69	10	10

TOTALS	RPI 1-25	RPI 26-50	W-L RECORDS	RPI 51-100	RPI 101-999	RPI 201+			
20- 6	0- 1	1- 1	OVERALL	3- 2	16- 2	8- 0			
13- 2	0- 1	1- 1	HOME	2- 0	10- 0	5- 0			
7- 4	0- 0	0- 0	AWAY	1- 2	6- 2	3- 0			
0- 0	0- 0	0- 0	NEUTRAL	0- 0	0- 0	0- 0			
9- 4	0- 1	1- 0	NON-CONFERENCE	2- 2	6- 1	3- 0			
7- 1	0- 1	1- 0	HOME	1- 0	5- 0	2- 0			
2- 3	0- 0	0- 0	AWAY	1- 2	1- 1	1- 0			
0- 0	0- 0	0- 0	NEUTRAL	0- 0	0- 0	0- 0			
11- 2	0- 0	0- 1	CONFERENCE	1- 0	10- 1	5- 0			
6- 1	0- 0	0- 1	HOME	1- 0	5- 0	3- 0			
5- 1	0- 0	0- 0	AWAY	0- 0	5- 1	2- 0			
0- 0	0- 0	0- 0	NEUTRAL	0- 0	0- 0	0- 0			

RPI 1-25				RPI 26-50				RPI 51-100				RPI 101+			
RPI	S	Opponent	Score	RPI	S	Opponent	Score	RPI	S	Opponent	Score	RPI	S	Opponent	Score
9	H	UCLA	30 67	33	H	Northern Colo.	48 33	52	A	St. John's (NY)	67 64	111	A	George Mason	67 62
				36	H	Dayton	62 63	67	H	UC Davis	70 62	112	A	Saint Louis	85 91
								80	A	Albany (NY)	52 59	112	H	Saint Louis	66 63
								82	A	Penn St.	60 65	124	H	Bucknell	71 62
								96	H	George Washington	61 50	158	H	Hartford	69 44
												166	H	Pittsburgh	58 55
												168	A	Davidson	58 45
												168	H	Davidson	66 58
												194	A	Richmond	43 38
												201	A	Boston College	52 55
												231	H	La Salle	66 45
												256	A	Manhattan	54 48
												257	H	St. Bonaventure	72 48
												282	A	VCU	64 54
												283	A	Massachusetts	62 51
												326	H	UMBC	55 46
												330	H	Rhode Island	76 64
												336	H	Iona	78 48

LAST 12 Division I GAMES:															
231	H	La Salle	66 45	194	A	Richmond	43 38								
168	A	Davidson	58 45	36	H	Dayton	62 63								
330	H	Rhode Island	76 64	282	A	VCU	64 54								
112	A	Saint Louis	85 91	168	H	Davidson	66 58								
111	A	George Mason	67 62	112	H	Saint Louis	66 63								
257	H	St. Bonaventure	72 48	283	A	Massachusetts	62 51								

Non-Div I Games:

Fordham

Average RPI Win: 298

Average RPI Loss: 173

WON-LOST
RECORDWINNING
PCT. RANKLAST 10
GAMESSTRENGTH OF
SCHEDULEOPP. STRENGTH
OF SCHEDULETEAM
RPIADJ.
RPICONF.
RPIADJ CONF.
RPIDIV. I ONLY
DIV. I NON-CONF.3- 20
2- 8329
2901- 9
0- 0208
304252
317331
338331
33814
1714
17

TOTALS

RPI 1-25

RPI 26-50

W-L RECORDS

RPI 51-100

RPI 101-999

RPI 201+

3- 20

0- 0

0- 2

OVERALL

0- 3

3- 15

3- 8

3- 7

0- 0

0- 0

HOME

0- 1

3- 6

3- 2

0- 13

0- 0

0- 2

AWAY

0- 2

0- 9

0- 6

0- 0

0- 0

0- 0

NEUTRAL

0- 0

0- 0

0- 0

2- 8

0- 0

0- 1

NON-CONFERENCE

0- 1

2- 6

2- 5

2- 2

0- 0

0- 0

HOME

0- 0

2- 2

2- 1

0- 6

0- 0

0- 1

AWAY

0- 1

0- 4

0- 4

0- 0

0- 0

0- 0

NEUTRAL

0- 0

0- 0

0- 0

1- 12

0- 0

0- 1

CONFERENCE

0- 2

1- 9

1- 3

1- 5

0- 0

0- 0

HOME

0- 1

1- 4

1- 1

0- 7

0- 0

0- 1

AWAY

0- 1

0- 5

0- 2

0- 0

0- 0

0- 0

NEUTRAL

0- 0

0- 0

0- 0

RPI 1-25

RPI 26-50

RPI 51-100

RPI 101+

Team's RPI: 331

RPI S Opponent Score

RPI S Opponent Score

RPI S Opponent Score

RPI S Opponent Score

35 A South Dakota St. 49 105

71 A South Dakota 43 85

101 A Western Ill. 44 91

47 A Michigan 45 77

71 H South Dakota 60 79

101 H Western Ill. 64 100

78 A Belmont 42 74

122 H Milwaukee 48 60

176 A Denver 65 86

176 H Denver 55 73

193 A Oral Roberts 45 66

193 H Oral Roberts 48 73

212 A Illinois 50 64

214 A Xavier 50 62

238 A Omaha 61 77

238 H Omaha 76 65

266 A Coastal Caro. 58 67

275 A North Dakota St. 56 72

275 H North Dakota St. 52 66

289 A Valparaiso 50 68

309 H Loyola Chicago 79 70

335 H Ill. -Chicago 51 67

346 H Eastern Ill. 93 77

LAST 12 Division I GAMES:

275 H North Dakota St. 52 66

275 A North Dakota St. 56 72

238 A Omaha 61 77

101 A Western Ill. 44 91

71 H South Dakota 60 79

71 A South Dakota 43 85

176 A Denver 65 86

238 H Omaha 76 65

193 A Oral Roberts 45 66

176 H Denver 55 73

35 A South Dakota St. 49 105

193 H Oral Roberts 48 73

Non-Div I Games:

Quincy

73 72

Maryville (MO)

70

76

Findlay

55

75

Fort Wayne

Loss, Non-Conf, S Site, H Home A Away N Neutral

Average RPI Win:	205	WON-LOST	WINNING	LAST 10	STRENGTH OF	OPP. STRENGTH	TEAM	ADJ.	CONF.	ADJ CONF.
Average RPI Loss:	169	RECORD	PCT. RANK	GAMES	SCHEDULE	OF SCHEDULE	RPI	RPI	RPI	RPI
DIV. I ONLY	15- 10	116	7- 3	239	148	146	146	16	16	
DIV. I NON-CONF.	5- 6	187	0- 0	140	241	193	193	14	14	

TOTALS	RPI 1-25	RPI 26-50	W-L RECORDS	RPI 51-100	RPI 101-999	RPI 201+				
15- 10	0- 0	0- 1	OVERALL	2- 1	13- 8	8- 3				
11- 2	0- 0	0- 1	HOME	1- 0	10- 1	5- 1				
4- 8	0- 0	0- 0	AWAY	1- 1	3- 7	3- 2				
0- 0	0- 0	0- 0	NEUTRAL	0- 0	0- 0	0- 0				
5- 6	0- 0	0- 1	NON-CONFERENCE	0- 0	5- 5	2- 2				
4- 2	0- 0	0- 1	HOME	0- 0	4- 1	1- 1				
1- 4	0- 0	0- 0	AWAY	0- 0	1- 4	1- 1				
0- 0	0- 0	0- 0	NEUTRAL	0- 0	0- 0	0- 0				
10- 4	0- 0	0- 0	CONFERENCE	2- 1	8- 3	6- 1				
7- 0	0- 0	0- 0	HOME	1- 0	6- 0	4- 0				
3- 4	0- 0	0- 0	AWAY	1- 1	2- 3	2- 1				
0- 0	0- 0	0- 0	NEUTRAL	0- 0	0- 0	0- 0				

RPI 1-25	RPI 26-50	RPI 51-100	RPI 101+	Team's RPI: 146
RPI S Opponent Score	RPI S Opponent Score	RPI S Opponent Score	RPI S Opponent Score	
	38 Arizona St. 49 81	75 Wyoming 60 47	114 Colorado St. 56 45	
		87 New Mexico 75 88	133 Texas St. 59 76	
		91 UNLV 74 72	154 San Francisco 62 70	
			163 Eastern Wash. 81 56	
			164 Pacific 81 70	
			165 Boise St. 66 75	
			172 Weber St. 81 78	
			178 UT Arlington 54 67	
			200 Nevada 73 90	
			200 Nevada 68 55	
			206 UC Santa Barbara 64 57	
			218 CSUN 72 85	
			227 UC Riverside 56 68	
			246 Montana 61 58	
			247 San Diego St. 66 60	
			247 San Diego St. 64 53	
			250 San Jose St. 81 71	
			292 Utah St. 52 60	
			292 Utah St. 57 56	
			307 Air Force 64 58	
			307 Air Force 64 48	
LAST 12 Division I GAMES:				
	250 San Jose St. 81 71	91 UNLV 74 72		
	247 San Diego St. 66 60	247 San Diego St. 64 53		
	75 Wyoming 60 47	87 New Mexico 75 88		
	200 Nevada 68 55	165 Boise St. 66 75		
	307 Air Force 64 48	114 Colorado St. 56 45		
	292 Utah St. 52 60	292 Utah St. 57 56		

Non-Div I Games:

Fresno St.

Average RPI Win:	214	WON-LOST	WINNING	LAST 10	STRENGTH OF	OPP. STRENGTH	TEAM	ADJ.	CONF.	ADJ CONF.
Average RPI Loss:	162	RECORD	PCT. RANK	GAMES	SCHEDULE	OF SCHEDULE	RPI	RPI	RPI	RPI
DIV. I ONLY	13- 11	148	4- 5	243	146	174	174	17	17	
DIV. I NON-CONF.	7- 5	132	0- 0	286	158	158	158	16	16	

TOTALS	RPI 1-25	RPI 26-50	W-L RECORDS	RPI 51-100	RPI 101-999	RPI 201+				
13- 11	0- 0	0- 1	OVERALL	1- 2	12- 8	8- 5				
8- 2	0- 0	0- 0	HOME	0- 1	8- 1	5- 0				
4- 8	0- 0	0- 0	AWAY	0- 0	4- 3	3- 2				
1- 1	0- 0	0- 0	NEUTRAL	1- 0	0- 1	0- 1				
7- 5	0- 0	0- 1	NON-CONFERENCE	1- 0	6- 4	5- 3				
4- 0	0- 0	0- 0	HOME	0- 0	4- 0	3- 0				
2- 4	0- 0	0- 1	AWAY	0- 0	2- 3	2- 2				
1- 1	0- 0	0- 0	NEUTRAL	1- 0	0- 1	0- 1				
6- 6	0- 0	0- 0	CONFERENCE	0- 2	6- 4	3- 2				
4- 2	0- 0	0- 0	HOME	0- 1	4- 1	2- 0				
2- 4	0- 0	0- 0	AWAY	0- 1	2- 3	1- 2				
0- 0	0- 0	0- 0	NEUTRAL	0- 0	0- 0	0- 0				

RPI 1-25				RPI 26-50				RPI 51-100				RPI 101+ Team's RPI: 174			
RPI	S	Opponent	Score	RPI	S	Opponent	Score	RPI	S	Opponent	Score	RPI	S	Opponent	Score
				27	A	Georgia	44 79	61	A	Mercer	53 65	108	A	North Carolina	56 84
								61	H	Mercer	64 86	116	A	Chattanooga	50 45
								83	N	Ohio	70 68	116	H	Chattanooga	58 57
												130	H	ETSU	57 69
												148	A	Samford	58 62
												148	H	Samford	45 41
												168	H	Davi dson	65 62
												214	N	Xavier	62 75
												223	A	UNC Asheville	71 63
												224	A	Gardner-Webb	57 71
												230	A	UNCG	74 76
												230	H	UNCG	55 54
												253	H	Col. of Charleston	72 58
												261	H	UNCW	76 71
												279	A	Presbyteri an	75 76
												285	A	USC Upstate	80 59
												297	A	Wofford	48 79
												301	H	Kennesaw St.	78 59
												302	A	Western Caro.	68 59
												302	H	Western Caro.	66 46
LAST 12 Division I GAMES:															
				116	A	Chattanooga	50 45	116	H	Chattanooga	58 57				
				302	H	Western Caro.	66 46	130	H	ETSU	57 69				
				230	H	UNCG	55 54	230	A	UNCG	74 76				
				148	A	Samford	58 62	302	A	Western Caro.	68 59				
				61	A	Mercer	53 65	61	H	Mercer	64 86				
				297	A	Wofford	48 79	148	H	Samford	45 41				

Non-Div I Games: Pfeiffer 102 51 Bob Jones 93 46 Converse 80 41

Furman

Average RPI Win: **277**
 Average RPI Loss: **179**

WON-LOST
RECORD

WINNING
PCT. RANK

LAST 10
GAMES

STRENGTH OF
SCHEDULE

OPP. STRENGTH
OF SCHEDULE

TEAM
RPI

ADJ.
RPI

CONF.
RPI

ADJ CONF.
RPI

DIV. I ONLY	3- 19	328	2- 8	178	301	321	321	23	23
DIV. I NON-CONF.	1- 8	313	0- 0	124	337	290	290	23	23

TOTALS	RPI 1-25	RPI 26-50	W-L RECORDS	RPI 51-100	RPI 101-999	RPI 201+			
3- 19	0- 0	0- 1	OVERALL	0- 3	3- 15	2- 7			
2- 9	0- 0	0- 0	HOME	0- 2	2- 7	1- 3			
1- 10	0- 0	0- 1	AWAY	0- 1	1- 8	1- 4			
0- 0	0- 0	0- 0	NEUTRAL	0- 0	0- 0	0- 0			
1- 8	0- 0	0- 1	NON-CONFERENCE	0- 3	1- 4	1- 4			
0- 5	0- 0	0- 0	HOME	0- 2	0- 3	0- 3			
1- 3	0- 0	0- 1	AWAY	0- 1	1- 1	1- 1			
0- 0	0- 0	0- 0	NEUTRAL	0- 0	0- 0	0- 0			
2- 11	0- 0	0- 0	CONFERENCE	0- 0	2- 11	1- 3			
2- 4	0- 0	0- 0	HOME	0- 0	2- 4	1- 0			
0- 7	0- 0	0- 0	AWAY	0- 0	0- 7	0- 3			
0- 0	0- 0	0- 0	NEUTRAL	0- 0	0- 0	0- 0			

RPI 1-25	RPI 26-50	RPI 51-100	RPI 101+	Team's RPI: 321
RPI S Opponent Score	RPI S Opponent Score	RPI S Opponent Score	RPI S Opponent Score	Score
	46 UCF 38 62	61 Mercer 45 72	118 Little Rock 52 92	
		70 IUPUI 52 72	118 Little Rock 34 64	
		85 Alabama 36 84	133 Texas St. 56 81	
			137 South Ala. 52 79	
			169 Louisiana 48 58	
			178 UT Arlington 73 68	
			179 Troy 47 88	
			190 Arkansas St. 48 69	
			190 Arkansas St. 62 71	
			203 Stony Brook 49 68	
			216 N.C. A&T 49 60	
			258 Appalachian St. 56 87	
			266 Coastal Caro. 51 54	
			301 Kennesaw St. 58 60	
			314 South Carolina St. 61 58	
			320 Georgia St. 56 71	
			338 La.-Monroe 75 45	
			342 Savannah St. 67 71	
LAST 12 Division I GAMES:				
169 Louisiana 48 58	320 Georgia St. 56 71			
338 La.-Monroe 75 45	258 Appalachian St. 56 87			
190 Arkansas St. 48 69	266 Coastal Caro. 51 54			
118 Little Rock 52 92	118 Little Rock 34 64			
178 UT Arlington 73 68	190 Arkansas St. 62 71			
133 Texas St. 56 81	137 South Ala. 52 79			

Non-Div I Games: Coastal Ga. 68 63 Thomas (GA) 79 51

Ga. Southern

Average RPI Win:	271	WON-LOST	WINNING	LAST 10	STRENGTH OF	OPP. STRENGTH	TEAM	ADJ.	CONF.	ADJ CONF.
Average RPI Loss:	154	RECORD	PCT. RANK	GAMES	SCHEDULE	OF SCHEDULE	RPI	RPI	RPI	RPI
DIV. I ONLY	13- 9	126	4- 6	325	281	224	224	27	27	
DIV. I NON-CONF.	7- 2	51	0- 0	288	203	118	118	28	28	

TOTALS	RPI 1-25	RPI 26-50	W-L RECORDS	RPI 51-100	RPI 101-999	RPI 201+				
13- 9	0- 0	0- 1	OVERALL	0- 3	13- 5	10- 3				
8- 4	0- 0	0- 1	HOME	0- 1	8- 2	6- 2				
5- 5	0- 0	0- 0	AWAY	0- 0	5- 3	4- 1				
0- 0	0- 0	0- 0	NEUTRAL	0- 0	0- 0	0- 0				
7- 2	0- 0	0- 1	NON-CONFERENCE	0- 1	7- 0	5- 0				
4- 1	0- 0	0- 1	HOME	0- 0	4- 0	3- 0				
3- 1	0- 0	0- 0	AWAY	0- 1	3- 0	2- 0				
0- 0	0- 0	0- 0	NEUTRAL	0- 0	0- 0	0- 0				
6- 7	0- 0	0- 0	CONFERENCE	0- 2	6- 5	5- 3				
4- 3	0- 0	0- 0	HOME	0- 1	4- 2	3- 2				
2- 4	0- 0	0- 0	AWAY	0- 1	2- 3	2- 1				
0- 0	0- 0	0- 0	NEUTRAL	0- 0	0- 0	0- 0				

RPI 1-25				RPI 26-50				RPI 51-100				RPI 101+ Team's RPI: 224			
RPI	S	Opponent	Score	RPI	S	Opponent	Score	RPI	S	Opponent	Score	RPI	S	Opponent	Score
				46	H	UCF	30 65	88	A	Liberty	41 59	139	A	Radford	46 66
								88	H	Liberty	60 85	139	H	Radford	69 53
								95	A	Kentucky	34 72	168	A	Davi dson	70 65
												174	H	Furman	71 57
												184	A	Hi gh Point	80 83
												208	A	Morehead St.	68 60
												223	H	UNC Asheville	60 61
												248	H	Campbel l	44 73
												274	A	Mt. St. Mary's	75 67
												279	A	Presbyteri an	69 72
												285	H	USC Upstate	60 39
												297	H	Wofford	73 55
												302	H	Western Caro.	70 67
												306	H	Charleston So.	68 52
												341	A	Wi nthrop	66 59
												341	H	Wi nthrop	68 55
												347	A	Longwood	61 54
												347	H	Longwood	52 41

LAST 12 Division I GAMES:															
				347	H	Longwood	52 41	248	H	Campbel l	44 73				
				341	H	Winthrop	68 55	306	H	Charleston So.	68 52				
				88	A	Liberty	41 59	279	A	Presbyteri an	69 72				
				139	A	Radford	46 66	88	H	Liberty	60 85				
				223	H	UNC Asheville	60 61	347	A	Longwood	61 54				
				341	A	Winthrop	66 59	139	H	Radford	69 53				

Non-Div I Games: Montreat 83 26 Pfeiffer 72 53 Converse 82 59

Gardner-Webb

Average RPI Win:	234	WON-LOST	WINNING	LAST 10	STRENGTH OF	OPP. STRENGTH	TEAM	ADJ.	CONF.	ADJ CONF.
Average RPI Loss:	82	RECORD	PCT. RANK	GAMES	SCHEDULE	OF SCHEDULE	RPI	RPI	RPI	RPI
DIV. I ONLY	20- 7	49	7- 3	268	162	111	111	12	12	
DIV. I NON-CONF.	11- 3	45	0- 0	272	257	95	95	10	10	
<hr/>										
TOTALS	RPI 1-25	RPI 26-50	W-L RECORDS	RPI 51-100	RPI 101-999	RPI 201+				
20- 7	0- 0	0- 1	OVERALL	2- 5	18- 1	14- 0				
13- 2	0- 0	0- 0	HOME	1- 2	12- 0	9- 0				
6- 5	0- 0	0- 0	AWAY	0- 1	6- 1	5- 0				
1- 0	0- 0	0- 0	NEUTRAL	1- 0	0- 0	0- 0				
11- 3	0- 0	0- 1	NON-CONFERENCE	2- 1	9- 1	9- 0				
9- 0	0- 0	0- 0	HOME	1- 0	8- 0	8- 0				
1- 3	0- 0	0- 1	AWAY	0- 1	1- 1	1- 0				
1- 0	0- 0	0- 0	NEUTRAL	1- 0	0- 0	0- 0				
9- 4	0- 0	0- 0	CONFERENCE	0- 4	9- 0	5- 0				
4- 2	0- 0	0- 0	HOME	0- 2	4- 0	1- 0				
5- 2	0- 0	0- 0	AWAY	0- 2	5- 0	4- 0				
0- 0	0- 0	0- 0	NEUTRAL	0- 0	0- 0	0- 0				

RPI 1-25				RPI 26-50				RPI 51-100				RPI 101+				Team's RPI: 111
RPI	S	Opponent	Score	RPI	S	Opponent	Score	RPI	S	Opponent	Score	RPI	S	Opponent	Score	
				47	A	Michigan	61 75	55	H	American	71 53	112	H	Saint Louis	81 72	
								58	A	Duquesne	64 71	142	A	Colorado	61 76	
								59	A	Houston	73 82	155	A	Saint Joseph's	65 57	
								76	H	Fordham	62 67	168	H	Davidson	74 61	
								81	N	Drake	87 75	194	H	Richmond	77 56	
								96	A	George Washington	52 62	228	H	Southeast Mo. St.	57 38	
								96	H	George Washington	61 65	231	A	La Salle	69 56	
												235	A	Loyola Maryland	80 72	
												251	H	Illinois St.	56 37	
												257	A	St. Bonaventure	76 63	
												278	H	UMES	82 68	
												280	H	Old Dominion	66 53	
												282	A	VCU	65 42	
												283	H	Massachusetts	71 60	
												284	H	LIU Brooklyn	73 70	
												293	H	Eastern Ky.	64 41	
												326	H	UMBC	58 38	
												330	A	Rhode Island	92 53	
												347	H	Longwood	60 41	
<hr/>																
LAST 12 Division I GAMES:																
				282	A	VCU	65 42	112	H	Saint Louis	81 72					
				283	H	Massachusetts	71 60	58	A	Duquesne	64 71					
				96	H	George Washington	61 65	194	H	Richmond	77 56					
				155	A	Saint Joseph's	65 57	330	A	Rhode Island	92 53					
				257	A	St. Bonaventure	76 63	96	A	George Washington	52 62					
				76	H	Fordham	62 67	231	A	La Salle	69 56					

Non-Div I Games:

George Mason

Average RPI Win: 207

Average RPI Loss: 54

WON-LOST
RECORDWINNING
PCT. RANKLAST 10
GAMESSTRENGTH OF
SCHEDULEOPP. STRENGTH
OF SCHEDULETEAM
RPIADJ.
RPICONF.
RPIADJ CONF.
RPIDIV. I ONLY
DIV. I NON-CONF.13- 12
5- 7166
2126- 4
0- 034
15111
5396
10796
10712
1012
10

TOTALS

RPI 1-25

RPI 26-50

W-L RECORDS

RPI 51-100

RPI 101-999

RPI 201+

13- 12

0- 2

0- 5

OVERALL

1- 3

12- 2

7- 0

7- 7

0- 1

0- 3

HOME

1- 1

6- 2

3- 0

6- 5

0- 0

0- 0

AWAY

0- 0

6- 0

4- 0

0- 0

0- 0

0- 0

NEUTRAL

0- 0

0- 0

0- 0

5- 7

0- 2

0- 3

NON-CONFERENCE

1- 1

4- 1

2- 0

3- 4

0- 1

0- 2

HOME

1- 0

2- 1

0- 0

2- 3

0- 1

0- 1

AWAY

0- 1

2- 0

2- 0

0- 0

0- 0

0- 0

NEUTRAL

0- 0

0- 0

0- 0

8- 5

0- 0

0- 2

CONFERENCE

0- 2

8- 1

5- 0

4- 3

0- 0

0- 1

HOME

0- 1

4- 1

3- 0

4- 2

0- 0

0- 1

AWAY

0- 1

4- 0

2- 0

0- 0

0- 0

0- 0

NEUTRAL

0- 0

0- 0

0- 0

RPI 1-25

RPI 26-50

RPI 51-100

Team's RPI: 96

RPI 101+

RPI	S	Opponent	Score
18	A	Maryland	54 80
24	H	South Fla.	78 83

RPI	S	Opponent	Score
31	H	Syracuse	62 74
34	A	Princeton	52 72
35	H	South Dakota St.	88 97
36	A	Dayton	55 66
36	H	Dayton	53 57

RPI	S	Opponent	Score
55	H	American	61 44
58	H	Duquesne	53 54
61	A	Mercer	44 61
76	A	Fordham	50 61

RPI	S	Opponent	Score
111	A	George Mason	65 61
111	H	George Mason	62 52
112	H	Saint Louis	69 72
117	H	Georgetown	65 54
128	H	Vanderbilt	59 69
168	A	Davidson	53 48
188	H	Wisconsin	61 46
231	H	La Salle	60 45
257	A	St. Bonaventure	63 56
262	A	Towson	66 43
282	A	VCU	61 39
283	H	Massachusetts	55 49
299	A	Monmouth	59 45
330	H	Rhode Island	65 52

LAST 12 Division I GAMES:

283	H	Massachusetts	55 49	330	H	Rhode Island	65 52
36	H	Dayton	53 57	36	A	Dayton	55 66
111	A	George Mason	65 61	168	A	Davidson	53 48
257	A	St. Bonaventure	63 56	58	H	Duquesne	53 54
231	H	La Salle	60 45	111	H	George Mason	62 52
112	H	Saint Louis	69 72	282	A	VCU	61 39

Non-Div I Games:

George Washington

Average RPI Win:	181	WON-LOST	WINNING	LAST 10	STRENGTH OF	OPP. STRENGTH	TEAM	ADJ.	CONF.	ADJ CONF.
Average RPI Loss:	62	RECORD	PCT. RANK	GAMES	SCHEDULE	OF SCHEDULE	RPI	RPI	RPI	RPI
DIV. I ONLY	12- 13	191	5- 5	105	36	117	117	6	6	
DIV. I NON-CONF.	5- 5	170	0- 0	243	49	173	173	6	6	

TOTALS	RPI 1-25	RPI 26-50	W-L RECORDS	RPI 51-100	RPI 101-999	RPI 201+				
12- 13	0- 3	2- 3	OVERALL	0- 3	10- 4	7- 0				
5- 5	0- 1	1- 2	HOME	0- 1	4- 1	3- 0				
6- 6	0- 2	1- 1	AWAY	0- 2	5- 1	4- 0				
1- 2	0- 0	0- 0	NEUTRAL	0- 0	1- 2	0- 0				
5- 5	0- 1	0- 1	NON-CONFERENCE	0- 1	5- 2	4- 0				
2- 1	0- 0	0- 1	HOME	0- 0	2- 0	2- 0				
2- 2	0- 1	0- 0	AWAY	0- 1	2- 0	2- 0				
1- 2	0- 0	0- 0	NEUTRAL	0- 0	1- 2	0- 0				
7- 8	0- 2	2- 2	CONFERENCE	0- 2	5- 2	3- 0				
3- 4	0- 1	1- 1	HOME	0- 1	2- 1	1- 0				
4- 4	0- 1	1- 1	AWAY	0- 1	3- 1	2- 0				
0- 0	0- 0	0- 0	NEUTRAL	0- 0	0- 0	0- 0				

RPI 1-25				RPI 26-50				RPI 51-100				RPI 101+				Team's RPI: 117
RPI	S	Opponent	Score	RPI	S	Opponent	Score	RPI	S	Opponent	Score	RPI	S	Opponent	Score	
19	A	NC State	49 63	28	H	Marquette	85 58	52	A	St. John's (NY)	41 64	102	N	Auburn	40 60	
23	A	Villanova	67 68	32	A	DePaul	86 85	52	H	St. John's (NY)	63 71	103	A	Seton Hall	65 70	
23	H	Villanova	58 60	32	H	DePaul	62 78	96	A	George Washington	54 65	103	H	Seton Hall	71 52	
				37	H	Minnesota	63 73					107	A	Butler	63 52	
				43	A	Creighton	58 69					107	H	Butler	57 66	
												116	N	Chattanooga	41 54	
												192	N	Northwestern	55 54	
												207	A	Providence	75 43	
												214	A	Xavier	65 48	
												214	H	Xavier	65 60	
												235	A	Loyola Maryland	72 54	
												252	H	Howard	93 41	
												282	A	VCU	71 59	
												308	H	FIU	77 56	

LAST 12 Division I GAMES:																
32	A	DePaul	86 85	32	H	DePaul	62 78									
52	H	St. John's (NY)	63 71	28	H	Marquette	85 58									
103	H	Seton Hall	71 52	103	A	Seton Hall	65 70									
23	A	Villanova	67 68	52	A	St. John's (NY)	41 64									
214	A	Xavier	65 48	23	H	Villanova	58 60									
107	A	Butler	63 52	107	H	Butler	57 66									

Non-Div I Games:

Georgetown

Average RPI	Win:	145	WON-LOST	WINNING	LAST 10	STRENGTH OF	OPP. STRENGTH	TEAM	ADJ.	CONF.	ADJ CONF.
Average RPI	Loss:	13	RECORD	PCT. RANK	GAMES	SCHEDULE	OF SCHEDULE	RPI	RPI	RPI	RPI
DIV. I ONLY		21- 5	24	7- 3	62	40	27	27	2	2	
DIV. I NON-CONF.		12- 1	6	0- 0	109	144	27	27	2	2	

TOTALS	RPI 1-25		RPI 26-50		W-L RECORDS		RPI 51-100		RPI 101-999		RPI 201+
21- 5	2- 4		1- 1		OVERALL		4- 0		14- 0		6- 0
13- 3	1- 3		0- 0		HOME		2- 0		10- 0		5- 0
8- 2	1- 1		1- 1		AWAY		2- 0		4- 0		1- 0
0- 0	0- 0		0- 0		NEUTRAL		0- 0		0- 0		0- 0
12- 1	0- 1		1- 0		NON-CONFERENCE		3- 0		8- 0		6- 0
8- 1	0- 1		0- 0		HOME		2- 0		6- 0		5- 0
4- 0	0- 0		1- 0		AWAY		1- 0		2- 0		1- 0
0- 0	0- 0		0- 0		NEUTRAL		0- 0		0- 0		0- 0
9- 4	2- 3		0- 1		CONFERENCE		1- 0		6- 0		0- 0
5- 2	1- 2		0- 0		HOME		0- 0		4- 0		0- 0
4- 2	1- 1		0- 1		AWAY		1- 0		2- 0		0- 0
0- 0	0- 0		0- 0		NEUTRAL		0- 0		0- 0		0- 0

RPI	S	Opponent	Score	RPI	S	Opponent	Score	RPI	S	Opponent	Score	RPI	S	Opponent	Score
3	H	Mississippi St.	62 86	26	A	LSU	60 71	61	A	Mercer	72 54	102	H	Auburn	60 48
10	A	Tennessee	46 62	30	A	Virginia	64 61	64	H	Georgia Tech	60 53	105	H	Arkansas	78 65
11	H	Texas	53 81					95	A	Kentucky	56 42	128	A	Vanderbilt	81 52
15	H	South Carolina	65 77					97	H	Wright St.	87 71	128	H	Vanderbilt	67 55
16	H	Missouri	62 50									129	A	BYU	79 63
21	A	Texas A&M	92 84									138	H	Ole Miss	69 45

Team's RPI: 27															
RPI 1-25															
RPI 26-50															
RPI 51-100															
RPI 101+															
LAST 12 Division I GAMES:															
15	H	South Carolina	65 77	16	H	Missouri	62 50								
10	A	Tennessee	46 62	102	H	Auburn	60 48								
128	H	Vanderbilt	67 55	21	A	Texas A&M	92 84								
138	H	Ole Miss	69 45	105	H	Arkansas	78 65								
26	A	LSU	60 71	95	A	Kentucky	56 42								
160	A	Florida	66 57	128	A	Vanderbilt	81 52								

Non-Div I Games:

Georgia

Average RPI Win: 284	WON-LOST RECORD	WINNING PCT. RANK	LAST 10 GAMES	STRENGTH OF SCHEDULE	OPP. STRENGTH OF SCHEDULE	TEAM RPI	ADJ. RPI	CONF. RPI	ADJ CONF. RPI
Average RPI Loss: 166									
DIV. I ONLY	4- 18	314	2- 8	212	205	320	320	23	23
DIV. I NON-CONF.	2- 7	286	0- 0	177	112	279	279	23	23

TOTALS	RPI 1-25	RPI 26-50	W-L RECORDS	RPI 51-100	RPI 101-999	RPI 201+			
4- 18	0- 1	0- 1	OVERALL	0- 1	4- 15	3- 5			
4- 7	0- 0	0- 1	HOME	0- 0	4- 6	3- 1			
0- 11	0- 0	0- 0	AWAY	0- 0	0- 0	0- 0			
0- 0	0- 0	0- 0	NEUTRAL	0- 0	0- 0	0- 0			
2- 7	0- 1	0- 1	NON-CONFERENCE	0- 1	2- 4	1- 3			
2- 2	0- 0	0- 1	HOME	0- 0	2- 1	1- 1			
0- 5	0- 1	0- 0	AWAY	0- 1	0- 3	0- 2			
0- 0	0- 0	0- 0	NEUTRAL	0- 0	0- 0	0- 0			
2- 11	0- 0	0- 0	CONFERENCE	0- 0	2- 11	2- 2			
2- 5	0- 0	0- 0	HOME	0- 0	2- 5	2- 0			
0- 6	0- 0	0- 0	AWAY	0- 0	0- 6	0- 2			
0- 0	0- 0	0- 0	NEUTRAL	0- 0	0- 0	0- 0			

RPI 1-25				RPI 26-50				RPI 51-100				RPI 101+ Team's RPI: 320			
RPI	S	Opponent	Score	RPI	S	Opponent	Score	RPI	S	Opponent	Score	RPI	S	Opponent	Score
3	A	Mississippi St.	50 106	44	H	Western Ky.	63 74	64	A	Georgia Tech	51 75	118	A	Little Rock	47 54
												118	H	Little Rock	50 65
												133	H	Texas St.	63 83
												137	A	South Ala.	52 88
												160	A	Florida	66 82
												169	H	Louisiana	60 75
												178	H	UT Arlington	76 81
												179	A	Troy	86 90
												190	A	Arkansas St.	63 76
												190	H	Arkansas St.	58 75
												196	H	Jacksonville St.	55 41
												225	H	Fla. Atlantic	50 82
												258	A	Appalachian St.	62 77
												261	A	UNCW	62 74
												266	A	Coastal Caro.	49 64
												282	H	VCU	61 56
												301	A	Kennesaw St.	61 71
												321	H	Ga. Southern	71 56
												338	H	La.-Monroe	70 57
LAST 12 Division I GAMES:															
338	H	La.-Monroe	70 57	321	H	Ga. Southern	71 56	266	A	Coastal Caro.	49 64	258	A	Appalachian St.	62 77
169	H	Louisiana	60 75	266	A	Coastal Caro.	49 64	190	H	Arkansas St.	58 75	118	H	Little Rock	50 65
118	A	Little Rock	47 54	190	H	Arkansas St.	58 75	118	H	Little Rock	50 65	179	A	Troy	86 90
190	A	Arkansas St.	63 76	118	H	Little Rock	50 65								
133	H	Texas St.	63 83												
178	H	UT Arlington	76 81												

Non-Div I Games: Allen 101 56 North Greenville 91 89

Georgia St.

Average RPI Win:	177	WON-LOST	WINNING	LAST 10	STRENGTH OF	OPP. STRENGTH	TEAM	ADJ.	CONF.	ADJ CONF.
Average RPI Loss:	34	RECORD	PCT. RANK	GAMES	SCHEDULE	OF SCHEDULE	RPI	RPI	RPI	RPI
DIV. I ONLY	16- 11	124	4- 6	25	48	64	64	1	1	
DIV. I NON-CONF.	11- 2	22	0- 0	78	230	32	32	1	1	

TOTALS	RPI 1-25	RPI 26-50	W-L RECORDS	RPI 51-100	RPI 101-999	RPI 201+				
16- 11	0- 6	2- 3	OVERALL	2- 1	12- 1	5- 0				
12- 3	0- 2	1- 1	HOME	1- 0	10- 0	4- 0				
3- 7	0- 3	1- 2	AWAY	0- 1	2- 1	1- 0				
1- 1	0- 1	0- 0	NEUTRAL	1- 0	0- 0	0- 0				
11- 2	0- 1	2- 1	NON-CONFERENCE	1- 0	8- 0	5- 0				
8- 0	0- 0	1- 0	HOME	0- 0	7- 0	4- 0				
2- 1	0- 0	1- 1	AWAY	0- 0	1- 0	1- 0				
1- 1	0- 1	0- 0	NEUTRAL	1- 0	0- 0	0- 0				
5- 9	0- 5	0- 2	CONFERENCE	1- 1	4- 1	0- 0				
4- 3	0- 2	0- 1	HOME	1- 0	3- 0	0- 0				
1- 6	0- 3	0- 1	AWAY	0- 1	1- 1	0- 0				
0- 0	0- 0	0- 0	NEUTRAL	0- 0	0- 0	0- 0				

RPI 1-25				RPI 26-50				RPI 51-100				RPI 101+			
RPI	S	Opponent	Score	RPI	S	Opponent	Score	RPI	S	Opponent	Score	RPI	S	Opponent	Score
2	A	Notre Dame	69 85	27	A	Georgia	53 60	73	A	Virginia Tech	62 68	108	H	North Carolina	79 61
2	H	Notre Dame	54 77	30	H	Virginia	56 62	74	N	Penn	69 55	123	H	Middle Tenn.	48 45
4	H	Louisville	71 74	31	A	Syracuse	77 88	98	H	Wake Forest	79 67	136	A	Clemson	60 48
5	N	Baylor	57 80	34	A	Princeton	67 56					136	H	Clemson	66 33
19	A	NC State	43 56	42	H	Purdue	68 55					166	A	Pittsburgh	62 68
20	A	Duke	59 77									178	H	UT Arlington	80 52
												199	H	Southern Miss.	63 44
												201	H	Boston College	67 43
												258	A	Appalachian St.	75 41
												301	H	Kennesaw St.	86 48
												306	H	Charleston So.	78 51
												314	H	South Carolina St.	86 40
												320	H	Georgia St.	75 51
LAST 12 Division I GAMES:															
108	H	North Carolina	79 61	73	A	Virginia Tech	62 68								
2	A	Notre Dame	69 85	98	H	Wake Forest	79 67								
201	H	Boston College	67 43	166	A	Pittsburgh	62 68								
136	A	Clemson	60 48	19	A	NC State	43 56								
20	A	Duke	59 77	2	H	Notre Dame	54 77								
30	H	Virginia	56 62	31	A	Syracuse	77 88								

Average RPI Win: 179	WON-LOST RECORD	WINNING PCT. RANK	LAST 10 GAMES	STRENGTH OF SCHEDULE	OPP. STRENGTH OF SCHEDULE	TEAM RPI	ADJ. RPI	CONF. RPI	ADJ CONF. RPI
Average RPI Loss: 77									
DIV. I ONLY	21- 5	24	9- 1	95	138	45	45	13	13
DIV. I NON-CONF.	7- 4	102	0- 0	23	129	52	52	11	11

TOTALS	RPI 1-25	RPI 26-50	W-L RECORDS	RPI 51-100	RPI 101-999	RPI 201+			
21- 5	0- 0	0- 1	OVERALL	2- 3	19- 1	7- 0			
10- 2	0- 0	0- 0	HOME	0- 2	10- 0	3- 0			
10- 1	0- 0	0- 0	AWAY	2- 0	8- 1	4- 0			
1- 2	0- 0	0- 1	NEUTRAL	0- 1	1- 0	0- 0			
7- 4	0- 0	0- 1	NON-CONFERENCE	1- 2	6- 1	1- 0			
4- 1	0- 0	0- 0	HOME	0- 1	4- 0	0- 0			
2- 1	0- 0	0- 0	AWAY	1- 0	1- 1	1- 0			
1- 2	0- 0	0- 1	NEUTRAL	0- 1	1- 0	0- 0			
14- 1	0- 0	0- 0	CONFERENCE	1- 1	13- 0	6- 0			
6- 1	0- 0	0- 0	HOME	0- 1	6- 0	3- 0			
8- 0	0- 0	0- 0	AWAY	1- 0	7- 0	3- 0			
0- 0	0- 0	0- 0	NEUTRAL	0- 0	0- 0	0- 0			

RPI 1-25	RPI 26-50	Team's RPI: 45	RPI 51-100	RPI 101+
RPI S Opponent Score	RPI S Opponent Score		RPI S Opponent Score	RPI S Opponent Score
	32 N DePaul 71 88		72 A Saint Mary's (CA) 73 65	101 H Western Ill. 80 65
			72 H Saint Mary's (CA) 56 72	113 H Saint Francis (PA) 97 74
			78 N Belmont 63 71	114 A Colorado St. 49 65
			91 H UNLV 50 52	120 H Portland St. 91 52
			92 A Washington St. 64 56	129 A BYU 84 70
				141 N Kent St. 77 57
				152 A Loyol a Marymount 75 69
				152 H Loyol a Marymount 77 67
				154 A San Francisco 81 57
				154 H San Francisco 74 47
				163 H Eastern Wash. 69 45
				164 A Paci fi c 99 72
				164 H Paci fi c 90 66
				209 A San Di ego 63 44
				232 H Pepperdi ne 73 51
				246 A Montana 70 55
				286 A Santa Clara 63 51
				286 H Santa Clara 71 44
				313 A Portland 70 56
				313 H Portland 75 36
LAST 12 Division I GAMES:				
	152 A Loyol a Marymount 75 69		313 H Portland 75 36	
	72 H Saint Mary's (CA) 56 72		286 H Santa Clara 71 44	
	164 H Paci fi c 90 66		72 A Saint Mary's (CA) 73 65	
	129 A BYU 84 70		154 H San Francisco 74 47	
	209 A San Di ego 63 44		313 A Portland 70 56	
	154 A San Francis sco 81 57		152 H Loyol a Marymount 77 67	

Non-Div I Games:

Gonzaga

Average RPI Win:	293	WON-LOST	WINNING	LAST 10	STRENGTH OF	OPP. STRENGTH	TEAM	ADJ.	CONF.	ADJ CONF.
Average RPI Loss:	170	RECORD	PCT. RANK	GAMES	SCHEDULE	OF SCHEDULE	RPI	RPI	RPI	RPI
DIV. I ONLY	12- 12	175	7- 3	328	291	237	237	32	32	
DIV. I NON-CONF.	3- 8	268	0- 0	280	84	274	274	32	32	

TOTALS	RPI 1-25	RPI 26-50	W-L RECORDS	RPI 51-100	RPI 101-999	RPI 201+				
12- 12	0- 1	0- 0	OVERALL	0- 1	12- 10	11- 4				
7- 2	0- 1	0- 0	HOME	0- 0	7- 1	6- 1				
5- 9	0- 0	0- 0	AWAY	0- 0	5- 1	5- 1				
0- 1	0- 0	0- 0	NEUTRAL	0- 0	0- 1	0- 0				
3- 8	0- 1	0- 0	NON-CONFERENCE	0- 1	3- 6	3- 1				
2- 1	0- 1	0- 0	HOME	0- 0	2- 0	2- 0				
1- 6	0- 0	0- 0	AWAY	0- 1	1- 5	1- 1				
0- 1	0- 0	0- 0	NEUTRAL	0- 0	0- 1	0- 0				
9- 4	0- 0	0- 0	CONFERENCE	0- 0	9- 4	8- 3				
5- 1	0- 0	0- 0	HOME	0- 0	5- 1	4- 1				
4- 3	0- 0	0- 0	AWAY	0- 0	4- 3	4- 2				
0- 0	0- 0	0- 0	NEUTRAL	0- 0	0- 0	0- 0				

RPI 1-25				RPI 26-50				RPI 51-100				RPI 101+ Team's RPI: 237			
RPI	S	Opponent	Score	RPI	S	Opponent	Score	RPI	S	Opponent	Score	RPI	S	Opponent	Score
6	H	Florida St.	53 96					85	A	Alabama	49 73	105	A	Arkansas	62 79
												108	N	North Carolina	63 79
												175	A	Louisiana Tech	53 64
												185	A	Southern U.	44 63
												185	H	Southern U.	79 71
												190	A	Arkansas St.	56 76
												197	A	Memphis	48 57
												214	A	Xavier	67 72
												233	A	Texas Southern	56 66
												233	H	Texas Southern	63 73
												263	A	McNeese	75 60
												268	A	Prairie View	75 68
												268	H	Prairie View	81 79
												296	H	Southeastern La.	61 52
												302	H	Alabama St.	93 71
												304	A	Alcorn	75 68
												304	H	Alcorn	68 51
												310	A	Jackson St.	70 82
												317	H	Alabama A&M	78 49
												337	A	Mississippi Val.	64 62
												338	H	La.-Monroe	61 52
												339	A	Ark.-Pine Bluff	66 57

LAST 12 Division I GAMES:															
233	A	Texas Southern	56 66	310	A	Jackson St.	70 82								
268	A	Prairie View	75 68	233	H	Texas Southern	63 73								
304	H	Alcorn	68 51	268	H	Prairie View	81 79								
185	H	Southern U.	79 71	304	A	Alcorn	75 68								
337	A	Mississippi Val.	64 62	185	A	Southern U.	44 63								
339	A	Ark.-Pine Bluff	66 57	302	H	Alabama St.	93 71								

Non-Div I Games:

Grambling

Loss,
Non-Conf,
S Site,
H Home
A Away
N Neutral

Grand Canyon

Through Games Of Feb. 16, 2018

Average RPI Win:	295	WON-LOST	WINNING	LAST 10	STRENGTH OF	OPP. STRENGTH	TEAM	ADJ.	CONF.	ADJ CONF.
Average RPI Loss:	187	RECORD	PCT. RANK	GAMES	SCHEDULE	OF SCHEDULE	RPI	RPI	RPI	RPI
DIV. I ONLY	11- 11	175	7- 3	341	293	270	270	31	31	
DIV. I NON-CONF.	4- 8	239	1- 0	281	263	272	272	31	31	

TOTALS	RPI 1-25	RPI 26-50	W-L RECORDS	RPI 51-100	RPI 101-999	RPI 201+				
11- 11	0- 1	0- 0	OVERALL	0- 2	11- 8	11- 5				
7- 4	0- 1	0- 0	HOME	0- 1	7- 2	7- 2				
4- 7	0- 0	0- 0	AWAY	0- 1	4- 6	4- 3				
0- 0	0- 0	0- 0	NEUTRAL	0- 0	0- 0	0- 0				
4- 8	0- 1	0- 0	NON-CONFERENCE	0- 2	4- 5	4- 2				
2- 3	0- 1	0- 0	HOME	0- 1	2- 1	2- 1				
2- 5	0- 0	0- 0	AWAY	0- 1	2- 4	2- 1				
0- 0	0- 0	0- 0	NEUTRAL	0- 0	0- 0	0- 0				
7- 3	0- 0	0- 0	CONFERENCE	0- 0	7- 3	7- 3				
5- 1	0- 0	0- 0	HOME	0- 0	5- 1	5- 1				
2- 2	0- 0	0- 0	AWAY	0- 0	2- 2	2- 2				
0- 0	0- 0	0- 0	NEUTRAL	0- 0	0- 0	0- 0				

RPI 1-25				RPI 26-50				RPI 51-100				RPI 101+				Team's RPI: 270
RPI	S	Opponent	Score	RPI	S	Opponent	Score	RPI	S	Opponent	Score	RPI	S	Opponent	Score	
20	H	Duke	61 74					91	A	UNLV	47 76	126	A	Bethune-Cookman	60 69	
								93	H	Rice	59 69	153	A	Cal Poly	69 75	
												180	A	Washington	65 79	
												221	H	Seattle U	74 63	
												225	A	Fla. Atlantic	77 73	
												239	A	New Mexico St.	60 64	
												239	H	New Mexico St.	50 34	
												271	A	UMKC	82 84	
												271	H	UMKC	59 62	
												286	H	Santa Clara	39 38	
												289	A	Valparaiso	75 80	
												311	A	UTRGV	65 59	
												311	H	UTRGV	59 58	
												315	A	Northern Ariz.	72 54	
												319	H	Long Beach St.	63 65	
												327	H	Southern Utah	59 54	
												328	H	Utah Valley	81 61	
												340	A	Chicago St.	59 43	
												340	H	Chicago St.	64 36	

LAST 12 Division I GAMES:																
239	H	New Mexico St.	50 34	340	H	Chicago St.	64 36									
311	H	UTRGV	59 58	311	A	UTRGV	65 59									
340	A	Chicago St.	59 43	239	A	New Mexico St.	60 64									
271	A	UMKC	82 84	221	H	Seattle U	74 63									
328	H	Utah Valley	81 61	286	H	Santa Clara	39 38									
271	H	UMKC	59 62	327	H	Southern Utah	59 54									

Non-Div I Games: Arizona Christian 75 51 Benedictine Mesa 67 53

Grand Canyon

Loss,
Non-Conf,
S Site,
H Home
A Away
N Neutral

Average RPI Win:	155	WON-LOST	WINNING	LAST 10	STRENGTH OF	OPP. STRENGTH	TEAM	ADJ.	CONF.	ADJ CONF.
Average RPI Loss:	119	RECORD	PCT. RANK	GAMES	SCHEDULE	OF SCHEDULE	RPI	RPI	RPI	RPI
DIV. I ONLY	22- 3	8	9- 1	61	123	13	13	11	11	
DIV. I NON-CONF.	10- 1	15	0- 0	49	43	10	10	15	15	

TOTALS	RPI 1-25	RPI 26-50	W-L RECORDS	RPI 51-100	RPI 101-999	RPI 201+				
22- 3	0- 1	4- 0	OVERALL	4- 0	14- 2	7- 1				
11- 0	0- 0	2- 0	HOME	2- 0	7- 0	3- 0				
9- 2	0- 0	1- 0	AWAY	2- 0	6- 2	3- 1				
2- 1	0- 1	1- 0	NEUTRAL	0- 0	1- 0	1- 0				
10- 1	0- 1	4- 0	NON-CONFERENCE	0- 0	6- 0	3- 0				
4- 0	0- 0	2- 0	HOME	0- 0	2- 0	1- 0				
4- 0	0- 0	1- 0	AWAY	0- 0	3- 0	1- 0				
2- 1	0- 1	1- 0	NEUTRAL	0- 0	1- 0	1- 0				
12- 2	0- 0	0- 0	CONFERENCE	4- 0	8- 2	4- 1				
7- 0	0- 0	0- 0	HOME	2- 0	5- 0	2- 0				
5- 2	0- 0	0- 0	AWAY	2- 0	3- 2	2- 1				
0- 0	0- 0	0- 0	NEUTRAL	0- 0	0- 0	0- 0				

RPI 1-25				RPI 26-50				RPI 51-100				RPI 101+			
RPI	S	Opponent	Score	RPI	S	Opponent	Score	RPI	S	Opponent	Score	RPI	S	Opponent	Score
3	N	Mississippi St.	46 67	28	H	Marquette	63 55	70	A	IUPUI	60 34	110	A	Cleveland St.	60 71
				35	H	South Dakota St.	55 41	70	H	IUPUI	52 45	110	H	Cleveland St.	69 43
				36	A	Dayton	75 64	97	A	Wright St.	58 51	116	H	Chattanooga	60 30
				38	N	Arizona St.	61 48	97	H	Wright St.	75 68	122	A	Milwaukee	65 36
												122	H	Milwaukee	52 29
												182	H	Youngstown St.	65 56
												188	A	Wisconsin	67 34
												192	A	Northwestern	63 57
												217	N	Columbia	61 43
												219	A	Oakland	81 48
												243	A	Northern Ky.	54 62
												243	H	Northern Ky.	58 41
												255	H	Bradley	72 40
												309	A	Loyola Chicago	76 39
												318	A	Detroit Mercy	85 27
												335	H	Ill. -Chicago	65 36

LAST 12 Division I GAMES:															
				110	A	Cleveland St.	60 71	219	A	Oakland	81 48				
				122	A	Milwaukee	65 36	318	A	Detroit Mercy	85 27				
				97	H	Wright St.	75 68	70	A	IUPUI	60 34				
				243	H	Northern Ky.	58 41	110	H	Cleveland St.	69 43				
				70	H	IUPUI	52 45	182	H	Youngstown St.	65 56				
				335	H	Ill. -Chicago	65 36	122	H	Milwaukee	52 29				

Non-Div I Games:

Green Bay

Average RPI Win:	276	WON-LOST	WINNING	LAST 10	STRENGTH OF	OPP. STRENGTH	TEAM	ADJ.	CONF.	ADJ CONF.
Average RPI Loss:	132	RECORD	PCT. RANK	GAMES	SCHEDULE	OF SCHEDULE	RPI	RPI	RPI	RPI
DIV. I ONLY	12- 13	191	7- 3	265	190	198	198	30	30	
DIV. I NON-CONF.	4- 9	249	1- 0	110	21	184	184	30	30	

TOTALS	RPI 1-25	RPI 26-50	W-L RECORDS	RPI 51-100	RPI 101-999	RPI 201+				
12- 13	0- 1	0- 1	OVERALL	0- 3	12- 8	11- 3				
5- 3	0- 0	0- 0	HOME	0- 1	5- 2	5- 1				
6- 9	0- 1	0- 1	AWAY	0- 2	6- 5	5- 2				
1- 1	0- 0	0- 0	NEUTRAL	0- 0	1- 1	1- 0				
4- 9	0- 1	0- 1	NON-CONFERENCE	0- 3	4- 4	3- 0				
2- 1	0- 0	0- 0	HOME	0- 1	2- 0	2- 0				
1- 7	0- 1	0- 1	AWAY	0- 2	1- 3	0- 0				
1- 1	0- 0	0- 0	NEUTRAL	0- 0	1- 1	1- 0				
8- 4	0- 0	0- 0	CONFERENCE	0- 0	8- 4	8- 3				
3- 2	0- 0	0- 0	HOME	0- 0	3- 2	3- 1				
5- 2	0- 0	0- 0	AWAY	0- 0	5- 2	5- 2				
0- 0	0- 0	0- 0	NEUTRAL	0- 0	0- 0	0- 0				

RPI 1-25				RPI 26-50				RPI 51-100				RPI 101+				Team's RPI: 198
RPI	S	Opponent	Score	RPI	S	Opponent	Score	RPI	S	Opponent	Score	RPI	S	Opponent	Score	
8	A	Oregon	45 87	30	A	Virginia	62 66	53	H	Quinnipiac	58 64	108	A	North Carolina	70 66	
								56	A	Elon	59 82	116	A	Chattanooga	52 64	
								77	A	TCU	68 90	126	H	Bethune-Cookman	56 61	
												140	N	Brown	66 73	
												148	A	Samford	61 66	
												191	A	Temple	56 65	
												204	H	Norfolk St.	48 63	
												216	A	N.C. A&T	63 51	
												217	H	Columbia	60 58	
												250	N	San Jose St.	81 73	
												252	A	Howard	63 68	
												278	A	UMES	70 65	
												280	H	Old Dominion	50 42	
												305	A	Coppin St.	83 48	
												305	H	Coppin St.	67 35	
												314	A	South Carolina St.	70 78	
												329	H	Delaware St.	66 62	
												333	A	N.C. Central	62 53	
												342	A	Savannah St.	81 53	
												344	H	Florida A&M	66 65	

LAST 12 Division I GAMES:																
305	A	Coppin St.	83 48	344	H	Florida A&M	66 65									
204	H	Norfolk St.	48 63	314	A	South Carolina St.	70 78									
216	A	N.C. A&T	63 51	342	A	Savannah St.	81 53									
333	A	N.C. Central	62 53	280	H	Old Dominion	50 42									
305	H	Coppin St.	67 35	329	H	Delaware St.	66 62									
126	H	Bethune-Cookman	56 61	252	A	Howard	63 68									

Non-Div I Games:

Hampton

■ Loss,
 ■ Non-Conf,
 ■ S Site,
 ■ Home
 ■ A Away
 N Neutral

Average RPI Win:	249	WON-LOST	WINNING	LAST 10	STRENGTH OF	OPP. STRENGTH	TEAM	ADJ.	CONF.	ADJ CONF.
Average RPI Loss:	119	RECORD	PCT. RANK	GAMES	SCHEDULE	OF SCHEDULE	RPI	RPI	RPI	RPI
DIV. I ONLY	14- 12	155	3- 7	142	263	158	158	20	20	
DIV. I NON-CONF.	8- 5	111	0- 0	161	249	125	125	24	24	

TOTALS	RPI 1-25	RPI 26-50	W-L RECORDS	RPI 51-100	RPI 101-999	RPI 201+				
14- 12	0- 1	0- 1	OVERALL	1- 4	13- 6	10- 2				
8- 4	0- 1	0- 0	HOME	1- 1	7- 2	5- 1				
3- 8	0- 0	0- 0	AWAY	0- 0	3- 1	3- 1				
3- 0	0- 0	0- 0	NEUTRAL	0- 0	3- 0	2- 0				
8- 5	0- 1	0- 1	NON-CONFERENCE	0- 1	8- 2	6- 0				
4- 2	0- 1	0- 0	HOME	0- 0	4- 1	3- 0				
1- 3	0- 0	0- 1	AWAY	0- 1	1- 1	1- 0				
3- 0	0- 0	0- 0	NEUTRAL	0- 0	3- 0	2- 0				
6- 7	0- 0	0- 0	CONFERENCE	1- 3	5- 4	4- 2				
4- 2	0- 0	0- 0	HOME	1- 1	3- 1	2- 1				
2- 5	0- 0	0- 0	AWAY	0- 2	2- 3	2- 1				
0- 0	0- 0	0- 0	NEUTRAL	0- 0	0- 0	0- 0				

RPI 1-25				RPI 26-50				RPI 51-100				RPI 101+				Team's RPI: 158
RPI	S	Opponent	Score	RPI	S	Opponent	Score	RPI	S	Opponent	Score	RPI	S	Opponent	Score	
23	H	Villanova	53 71	31	A	Syracuse	63 75	76	A	Fordham	44 69	108	A	North Carolina	70 90	
								80	A	Albany (NY)	53 66	125	H	Delaware	63 72	
								80	H	Albany (NY)	70 55	131	N	Yale	78 70	
								83	A	Maine	56 59	147	A	Binghamton	59 64	
								83	H	Maine	44 59	177	A	New Hampshire	58 76	
												177	H	New Hampshire	85 49	
												187	H	Siena	71 62	
												203	A	Stony Brook	75 68	
												203	H	Stony Brook	58 66	
												240	H	Hofstra	60 49	
												241	H	Niagara	83 65	
												288	A	Vermont	47 53	
												291	H	Central Conn. St.	68 52	
												295	A	Bryant	59 47	
												306	N	Charleston So.	62 43	
												317	N	Alabama A&M	56 47	
												326	H	UMBC	65 54	
												345	A	UMass Lowell	81 42	
												345	H	UMass Lowell	78 56	

LAST 12 Division I GAMES:																
177	A	New Hampshire	58 76	288	A	Vermont	47 53									
80	A	Albany (NY)	53 66	83	H	Maine	44 59									
83	A	Maine	56 59	326	H	UMBC	65 54									
203	H	Stony Brook	58 66	147	A	Binghamton	59 64									
177	H	New Hampshire	85 49	345	A	UMass Lowell	81 42									
345	H	UMass Lowell	78 56	203	A	Stony Brook	75 68									

Non-Div I Games:

Hartford

Loss,
Non-Conf, S Site,
H Home
A Away
N Neutral

Average RPI	Win:	190	WON-LOST	WINNING	LAST 10	STRENGTH OF	OPP. STRENGTH	TEAM	ADJ.	CONF.	ADJ CONF.
Average RPI	Loss:	75	RECORD	PCT. RANK	GAMES	SCHEDULE	OF SCHEDULE	RPI	RPI	RPI	RPI
DIV. I ONLY		14- 8	95	7- 3	68	134	65	65	9	9	
DIV. I NON-CONF.		8- 5	111	3- 0	97	148	76	76	9	9	

TOTALS	RPI 1-25		RPI 26-50		W-L RECORDS		RPI 51-100		RPI 101-999		RPI 201+
14- 8	0- 0		0- 4		OVERALL		1- 3		13- 1		7- 0
10- 0	0- 0		0- 0		HOME		1- 0		9- 0		5- 0
2- 7	0- 0		0- 3		AWAY		0- 3		2- 1		0- 0
2- 1	0- 0		0- 1		NEUTRAL		0- 0		2- 0		2- 0
8- 5	0- 0		0- 3		NON-CONFERENCE		0- 1		8- 1		5- 0
5- 0	0- 0		0- 0		HOME		0- 0		5- 0		3- 0
1- 4	0- 0		0- 2		AWAY		0- 1		1- 1		0- 0
2- 1	0- 0		0- 1		NEUTRAL		0- 0		2- 0		2- 0
6- 3	0- 0		0- 1		CONFERENCE		1- 2		5- 0		2- 0
5- 0	0- 0		0- 0		HOME		1- 0		4- 0		2- 0
1- 3	0- 0		0- 1		AWAY		0- 2		1- 0		0- 0
0- 0	0- 0		0- 0		NEUTRAL		0- 0		0- 0		0- 0

RPI 1-25				RPI 26-50				RPI 51-100				RPI 101+			
RPI	S	Opponent	Score	RPI	S	Opponent	Score	RPI	S	Opponent	Score	RPI	S	Opponent	Score
				30	A	Virginia	48 50	74	A	Penn	49 69	131	H	Yale	97 73
				34	A	Princeton	47 80	83	A	Maine	51 76	135	A	Northeastern	79 69
				36	N	Dayton	66 72	99	A	Dartmouth	56 63	140	A	Brown	86 74
				49	A	FGCU	56 65	99	H	Dartmouth	76 65	140	H	Brown	87 85
												187	H	Siena	75 67
												191	A	Temple	64 86
												195	H	Boston U.	80 70
												203	H	Stony Brook	60 53
												213	N	Akron	76 63
												216	N	N. C. A&T	64 60
												217	H	Col umbi a	85 67
												231	H	La Salle	70 61
												267	H	Cornel I	80 58
												290	H	Sacred Heart	70 62
LAST 12 Division I GAMES:															
				140	A	Brown	86 74	131	H	Yale	97 73				
				74	A	Penn	49 69	99	H	Dartmouth	76 65				
				34	A	Princeton	47 80	231	H	La Salle	70 61				
				267	H	Cornel I	80 58	99	A	Dartmouth	56 63				
				217	H	Col umbi a	85 67	203	H	Stony Brook	60 53				
				140	H	Brown	87 85	213	N	Akron	76 63				

Non-Div I Games:

Harvard

Average RPI Win: 254
Average RPI Loss: 150

WON-LOST
RECORD

WINNING
PCT. RANK

LAST 10
GAMES

STRENGTH OF
SCHEDULE

OPP. STRENGTH
OF SCHEDULE

TEAM
RPI

ADJ.
RPI

CONF.
RPI

ADJ CONF.
RPI

DIV. I ONLY	9- 14	232	3- 7	210	203	254	254	21	21
DIV. I NON-CONF.	6- 6	170	0- 0	137	174	177	177	20	20
<hr/>									
TOTALS	RPI 1-25	RPI 26-50	W-L RECORDS	RPI 51-100	RPI 101-999	RPI 201+			
9- 14	0- 2	0- 2	OVERALL	0- 1	9- 9	8- 5			
7- 5	0- 0	0- 2	HOME	0- 0	7- 3	6- 1			
2- 7	0- 0	0- 0	AWAY	0- 1	2- 6	2- 4			
0- 2	0- 2	0- 0	NEUTRAL	0- 0	0- 0	0- 0			
6- 6	0- 2	0- 2	NON-CONFERENCE	0- 0	6- 2	5- 1			
4- 3	0- 0	0- 2	HOME	0- 0	4- 1	3- 0			
2- 1	0- 0	0- 0	AWAY	0- 0	2- 1	2- 1			
0- 2	0- 2	0- 0	NEUTRAL	0- 0	0- 0	0- 0			
3- 8	0- 0	0- 0	CONFERENCE	0- 1	3- 7	3- 4			
3- 2	0- 0	0- 0	HOME	0- 0	3- 2	3- 1			
0- 6	0- 0	0- 0	AWAY	0- 1	0- 5	0- 3			
0- 0	0- 0	0- 0	NEUTRAL	0- 0	0- 0	0- 0			

RPI 1-25				RPI 26-50				RPI 51-100				RPI 101+ Team's RPI: 254			
RPI	S	Opponent	Score	RPI	S	Opponent	Score	RPI	S	Opponent	Score	RPI	S	Opponent	Score
8	N	Oregon	44 85	42	H	Purdue	67 79	67	A	UC Davis	52 76	153	A	Cal Poly	50 52
21	N	Texas A&M	59 103	50	H	Southern Cal i forn i a	60 71					156	H	Idaho St.	62 64
												159	H	Marist	70 63
												161	A	UC Irvi ne	66 70
												161	H	UC Irvi ne	67 74
												206	A	UC Santa Barbara	61 71
												209	H	San Di ego	64 63
												218	H	CSUN	58 70
												221	A	Seattle U	73 58
												227	A	UC Ri versi de	57 79
												227	H	UC Ri versi de	63 57
												242	H	Montana St.	81 75
												277	A	Ari zona	65 60
												313	A	Portl and	47 76
												315	H	Northern Ari z.	84 68
												316	A	Cal St. Fullerton	57 69
												316	H	Cal St. Fullerton	59 54
												319	H	Long Beach St.	74 66
<hr/>															
LAST 12 Division I GAMES:															
316	H	Cal St. Fullerton	59 54	227	A	UC Ri versi de	57 79								
206	A	UC Santa Barbara	61 71	319	H	Long Beach St.	74 66								
153	A	Cal Poly	50 52	161	H	UC Irvi ne	67 74								
227	H	UC Ri versi de	63 57	67	A	UC Davi s	52 76								
218	H	CSUN	58 70	316	A	Cal St. Fullerton	57 69								
161	A	UC Irvi ne	66 70	8	N	Oregon	44 85								

Non-Div I Games: Hawai i Paci fi c 67 57

Hawai i

Loss, Non-Conf, S Site, H Home A Away N Neutral

Average RPI Win:	275	WON-LOST	WINNING	LAST 10	STRENGTH OF	OPP. STRENGTH	TEAM	ADJ.	CONF.	ADJ CONF.
Average RPI Loss:	123	RECORD	PCT. RANK	GAMES	SCHEDULE	OF SCHEDULE	RPI	RPI	RPI	RPI
DIV. I ONLY	13- 9	126	6- 4	275	262	184	184	27	27	
DIV. I NON-CONF.	4- 5	202	0- 0	128	80	136	136	28	28	

TOTALS	RPI 1-25	RPI 26-50	W-L RECORDS	RPI 51-100	RPI 101-999	RPI 201+				
13- 9	0- 1	0- 0	OVERALL	0- 4	13- 4	12- 2				
5- 5	0- 0	0- 0	HOME	0- 2	5- 3	5- 2				
8- 4	0- 0	0- 0	AWAY	0- 1	8- 1	7- 0				
0- 0	0- 0	0- 0	NEUTRAL	0- 0	0- 0	0- 0				
4- 5	0- 1	0- 0	NON-CONFERENCE	0- 3	4- 1	3- 0				
1- 2	0- 0	0- 0	HOME	0- 1	1- 1	1- 0				
3- 3	0- 1	0- 0	AWAY	0- 2	3- 0	2- 0				
0- 0	0- 0	0- 0	NEUTRAL	0- 0	0- 0	0- 0				
9- 4	0- 0	0- 0	CONFERENCE	0- 1	9- 3	9- 2				
4- 3	0- 0	0- 0	HOME	0- 1	4- 2	4- 2				
5- 1	0- 0	0- 0	AWAY	0- 0	5- 1	5- 0				
0- 0	0- 0	0- 0	NEUTRAL	0- 0	0- 0	0- 0				

RPI 1-25				RPI 26-50				RPI 51-100				RPI 101+				Team's RPI: 184
RPI	S	Opponent	Score	RPI	S	Opponent	Score	RPI	S	Opponent	Score	RPI	S	Opponent	Score	
20	A	Duke	50 77					68	H	UAB	61 77	139	A	Radford	47 50	
								73	A	Virginia Tech	63 86	168	H	Davidson	74 82	
								83	A	Ohio	61 64	183	A	Stetson	69 64	
								88	H	Liberty	42 65	204	A	Norfolk St.	59 56	
												223	A	UNC Asheville	58 45	
												223	H	UNC Asheville	59 78	
												224	H	Gardner-Webb	83 80	
												230	A	UNCG	81 72	
												248	A	Campbell	62 53	
												248	H	Campbell	44 51	
												279	H	Presbyterian	81 55	
												302	H	Western Caro.	75 69	
												306	A	Charleston So.	75 74	
												341	A	Winthrop	79 58	
												341	H	Winthrop	77 40	
												347	A	Longwood	75 39	
												347	H	Longwood	62 41	

LAST 12 Division I GAMES:																
341	H	Winthrop	77 40	139	A	Radford	47 50									
223	H	UNC Asheville	59 78	347	H	Longwood	62 41									
347	A	Longwood	75 39	248	A	Campbell	62 53									
248	H	Campbell	44 51	341	A	Winthrop	79 58									
88	H	Liberty	42 65	279	H	Presbyterian	81 55									
306	A	Charleston So.	75 74	223	A	UNC Asheville	58 45									

Non-Div I Games: N. C. Wesleyan 111 54 Barton 82 69

High Point

H
o
f
s
t
r
a

Hofstra				Through Games Of Feb. 16, 2018						
Average RPI Win: 248		WON-LOST RECORD	WINNING PCT. RANK	LAST 10 GAMES	STRENGTH OF SCHEDULE	OPP. STRENGTH OF SCHEDULE	TEAM RPI	ADJ. RPI	CONF. RPI	ADJ CONF. RPI
Average RPI Loss: 140										
DIV. I ONLY		10- 15	227	2- 8	236	172	240	240	10	10
DIV. I NON-CONF.		6- 5	153	0- 0	330	223	242	242	12	12

TOTALS		RPI 1-25	RPI 26-50	W-L RECORDS		RPI 51-100	RPI 101-999	RPI 201+		
10- 15		0- 0	0- 0	OVERALL		1- 6	9- 9	8- 4		
5- 7		0- 0	0- 0	HOME		0- 3	5- 4	4- 2		
4- 8		0- 0	0- 0	AWAY		0- 3	4- 5	4- 2		
1- 0		0- 0	0- 0	NEUTRAL		1- 0	0- 0	0- 0		
6- 5		0- 0	0- 0	NON-CONFERENCE		1- 1	5- 4	5- 2		
3- 2		0- 0	0- 0	HOME		0- 0	3- 2	3- 1		
2- 3		0- 0	0- 0	AWAY		0- 1	2- 2	2- 1		
1- 0		0- 0	0- 0	NEUTRAL		1- 0	0- 0	0- 0		
4- 10		0- 0	0- 0	CONFERENCE		0- 5	4- 5	3- 2		
2- 5		0- 0	0- 0	HOME		0- 3	2- 2	1- 1		
2- 5		0- 0	0- 0	AWAY		0- 2	2- 3	2- 1		
0- 0		0- 0	0- 0	NEUTRAL		0- 0	0- 0	0- 0		

H
o
f
s
t
r
a

RPI 1-25				RPI 26-50				RPI 51-100				RPI 101+ Team's RPI: 240			
RPI	S	Opponent	Score	RPI	S	Opponent	Score	RPI	S	Opponent	Score	RPI	S	Opponent	Score
								56	H	El on	65 72	125	A	Del aware	41 61
								57	A	Drexel	38 47	125	H	Del aware	51 58
								57	H	Drexel	47 58	157	A	William & Mary	53 63
								69	A	James Madi son	56 73	157	H	William & Mary	65 54
								69	H	James Madi son	42 55	158	A	Hartford	49 60
								91	A	UNLV	52 68	187	H	Si ena	60 70
								98	N	Wake Forest	69 66	203	H	Stony Brook	49 73
												217	A	Col umbi a	53 75
												249	H	Holy Cross	69 63
												253	A	Col . of Charleston	75 60
												253	H	Col . of Charleston	65 60
												257	H	St. Bonaventure	71 68
												261	A	UNCW	69 61
												261	H	UNCW	55 59
												262	A	Towson	72 73
												290	A	Sacred Heart	86 81
												326	H	UMBC	71 55
												336	A	Iona	68 43

LAST 12 Division I GAMES:															
				56	H	El on	65 72	57	H	Drexel	47 58				
				125	A	Del aware	41 61	157	H	William & Mary	65 54				
				262	A	Towson	72 73	253	H	Col . of Charleston	65 60				
				261	H	UNCW	55 59	125	H	Del aware	51 58				
				157	A	William & Mary	53 63	261	A	UNCW	69 61				
				69	A	James Madi son	56 73	253	A	Col . of Charleston	75 60				

Non-Di v I Games:

Hofstra

Average RPI Win: 260
Average RPI Loss: 155

Average RPI Win: 260		WON-LOST RECORD	WINNING PCT. RANK	LAST 10 GAMES	STRENGTH OF SCHEDULE	OPP. STRENGTH OF SCHEDULE	TEAM RPI	ADJ. RPI	CONF. RPI	ADJ. CONF. RPI
Average RPI Loss: 155										
DIV. I ONLY		10- 15	227	3- 7	255	217	249	249	15	15
DIV. I NON-CONF.		5- 6	187	0- 0	309	320	257	257	18	18
TOTALS		RPI 1-25	RPI 26-50	W-L RECORDS		RPI 51-100	RPI 101-999	RPI 201+		
10- 15	0- 0	0- 0		OVERALL		0- 5	10- 10	7- 4		
3- 10	0- 0	0- 0		HOME		0- 4	3- 6	2- 2		
7- 5	0- 0	0- 0		AWAY		0- 1	7- 4	5- 2		
0- 0	0- 0	0- 0		NEUTRAL		0- 0	0- 0	0- 0		
5- 6	0- 0	0- 0		NON-CONFERENCE		0- 2	5- 4	5- 1		
2- 3	0- 0	0- 0		HOME		0- 2	2- 1	2- 0		
3- 3	0- 0	0- 0		AWAY		0- 0	3- 3	3- 1		
0- 0	0- 0	0- 0		NEUTRAL		0- 0	0- 0	0- 0		
5- 9	0- 0	0- 0		CONFERENCE		0- 3	5- 6	2- 3		
1- 7	0- 0	0- 0		HOME		0- 2	1- 5	0- 2		
4- 2	0- 0	0- 0		AWAY		0- 1	4- 1	2- 1		
0- 0	0- 0	0- 0		NEUTRAL		0- 0	0- 0	0- 0		

RPI 1-25				RPI 26-50				RPI 51-100				RPI 101+				Team's RPI: 249	
RPI	S	Opponent	Score	RPI	S	Opponent	Score	RPI	S	Opponent	Score	RPI	S	Opponent	Score		
								55	H	American	63	68	124	H	Bucknell	47	71
								79	A	Navy	54	62	140	A	Brown	78	82
								79	H	Navy	58	65	159	A	Marist	74	85
								80	H	Albany (NY)	56	65	173	A	Army West Point	70	62
								99	H	Dartmouth	74	76	173	H	Army West Point	57	66
													189	H	Lehigh	54	49
													195	A	Boston U.	60	57
													195	H	Boston U.	58	64
													201	H	Boston College	61	70
													234	A	Lafayette	69	56
													234	H	Lafayette	65	69
													235	A	Loyola Maryl and	60	77
													235	H	Loyola Maryl and	58	65
													240	A	Hofstra	63	69
													265	A	Colgate	71	64
													281	A	Rider	83	56
													288	H	Vermont	64	53
													295	H	Bryant	59	57
													330	A	Rhode Isl and	69	63
													345	A	UMass Lowell	84	56
LAST 12 Division I GAMES:																	
								173	H	Army West Point	57	66	124	H	Bucknell	47	71
								195	H	Boston U.	58	64	173	A	Army West Point	70	62
								79	A	Navy	54	62	195	A	Boston U.	60	57
								235	H	Loyola Maryl and	58	65	79	H	Navy	58	65
								234	A	Lafayette	69	56	235	A	Loyola Maryl and	60	77
								55	H	American	63	68	189	H	Lehigh	54	49

Non-Div I Games:

Hol y Cross

■ Loss, ■ Non-Conf, S Site, H Home A Away N Neutral

Average RPI Win: **165**
 Average RPI Loss: **107**

WON-LOST
RECORD

WINNING
PCT. RANK

LAST 10
GAMES

STRENGTH OF
SCHEDULE

OPP. STRENGTH
OF SCHEDULE

TEAM
RPI

ADJ.
RPI

CONF.
RPI

ADJ CONF.
RPI

DIV. I ONLY	19- 7	53	6- 4	136	79	59	59	8	8
DIV. I NON-CONF.	11- 3	45	0- 0	121	90	37	37	7	7

TOTALS	RPI 1-25	RPI 26-50	W-L RECORDS	RPI 51-100	RPI 101-999	RPI 201+			
19- 7	0- 3	0- 0	OVERALL	3- 0	16- 4	4- 1			
9- 2	0- 1	0- 0	HOME	1- 0	8- 1	3- 0			
7- 5	0- 2	0- 0	AWAY	1- 0	6- 3	1- 1			
3- 0	0- 0	0- 0	NEUTRAL	1- 0	2- 0	0- 0			
11- 3	0- 2	0- 0	NON-CONFERENCE	1- 0	10- 1	4- 0			
5- 0	0- 0	0- 0	HOME	0- 0	5- 0	3- 0			
3- 3	0- 2	0- 0	AWAY	0- 0	3- 1	1- 0			
3- 0	0- 0	0- 0	NEUTRAL	1- 0	2- 0	0- 0			
8- 4	0- 1	0- 0	CONFERENCE	2- 0	6- 3	0- 1			
4- 2	0- 1	0- 0	HOME	1- 0	3- 1	0- 0			
4- 2	0- 0	0- 0	AWAY	1- 0	3- 2	0- 1			
0- 0	0- 0	0- 0	NEUTRAL	0- 0	0- 0	0- 0			

RPI 1-25				RPI 26-50				RPI 51-100				RPI 101+			
RPI	S	Opponent	Score	RPI	S	Opponent	Score	RPI	S	Opponent	Score	RPI	S	Opponent	Score
1	H	UConn	35 95					88	N	Liberty	75 68	111	H	George Mason	82 73
21	A	Texas A&M	65 83					100	A	Tulane	98 92	122	N	Milwaukee	74 59
22	A	Rutgers	57 75					100	H	Tulane	72 48	130	H	ETSU	88 69
												132	H	Cincinnati	82 88
												133	A	Texas St.	72 67
												135	N	Northeastern	72 64
												149	A	Wichita St.	73 62
												149	H	Wichita St.	73 55
												171	A	Tulsa	77 83
												178	A	UT Arlington	62 58
												186	A	SMU	85 75
												186	H	SMU	60 56
												191	A	Temple	99 75
												197	H	Memphis	66 55
												201	A	Boston College	74 79
												202	A	East Carolina	78 80
												217	H	Columbia	77 53
												220	H	Texas Tech	79 75
												226	A	New Orleans	78 66
												312	H	Incarnate Word	98 67
LAST 12 Division I GAMES:															
171	A	Tulsa	77 83	191	A	Temple	99 75								
197	H	Memphis	66 55	1	H	UConn	35 95								
149	A	Wichita St.	73 62	132	H	Cincinnati	82 88								
100	H	Tulane	72 48	100	A	Tulane	98 92								
186	H	SMU	60 56	149	H	Wichita St.	73 55								
202	A	East Carolina	78 80	186	A	SMU	85 75								

Average RPI Win:	323	WON-LOST	WINNING	LAST 10	STRENGTH OF	OPP. STRENGTH	TEAM	ADJ.	CONF.	ADJ CONF.
Average RPI Loss:	191	RECORD	PCT. RANK	GAMES	SCHEDULE	OF SCHEDULE	RPI	RPI	RPI	RPI
DIV. I ONLY	3- 16	324	3- 7	264	329	323	323	26	26	
DIV. I NON-CONF.	0- 6	337	0- 0	92	315	317	317	25	25	

TOTALS	RPI 1-25	RPI 26-50	W-L RECORDS	RPI 51-100	RPI 101-999	RPI 201+				
3- 16	0- 1	0- 0	OVERALL	0- 1	3- 14	3- 8				
1- 5	0- 0	0- 0	HOME	0- 0	1- 5	1- 3				
2- 11	0- 1	0- 0	AWAY	0- 1	2- 9	2- 5				
0- 0	0- 0	0- 0	NEUTRAL	0- 0	0- 0	0- 0				
0- 6	0- 1	0- 0	NON-CONFERENCE	0- 1	0- 4	0- 1				
0- 0	0- 0	0- 0	HOME	0- 0	0- 0	0- 0				
0- 6	0- 1	0- 0	AWAY	0- 1	0- 4	0- 1				
0- 0	0- 0	0- 0	NEUTRAL	0- 0	0- 0	0- 0				
3- 10	0- 0	0- 0	CONFERENCE	0- 0	3- 10	3- 7				
1- 5	0- 0	0- 0	HOME	0- 0	1- 5	1- 3				
2- 5	0- 0	0- 0	AWAY	0- 0	2- 5	2- 4				
0- 0	0- 0	0- 0	NEUTRAL	0- 0	0- 0	0- 0				

RPI 1-25				RPI 26-50				RPI 51-100				RPI 101+ Team's RPI: 323			
RPI	S	Opponent	Score	RPI	S	Opponent	Score	RPI	S	Opponent	Score	RPI	S	Opponent	Score
24	A	South Fla.	43 90					93	A	Rice	45 67	115	H	Lamar University	51 79
												119	A	Central Ark.	56 64
												121	H	SFA	54 76
												151	A	UTEP	62 69
												175	A	Louisiana Tech	62 85
												193	A	Oral Roberts	56 78
												211	A	Abilene Christian	68 80
												226	A	New Orleans	52 70
												244	A	A&M-Corpus Christi	49 50
												245	A	Nicholls St.	45 63
												245	H	Nicholls St.	61 73
												263	H	McNeese	74 86
												296	H	Southeastern La.	61 76
												312	A	Incarinate Word	58 56
												322	H	Northwestern St.	57 51
												334	A	Sam Houston St.	69 61
												338	A	La.-Monroe	73 77

LAST 12 Division I GAMES:															
322	H	Northwestern St.	57 51	263	H	McNeese	74 86								
245	A	Nicholls St.	45 63	296	H	Southeastern La.	61 76								
119	A	Central Ark.	56 64	334	A	Sam Houston St.	69 61								
121	H	SFA	54 76	211	A	Abilene Christian	68 80								
244	A	A&M-Corpus Christi	49 50	245	H	Nicholls St.	61 73								
312	A	Incarinate Word	58 56	226	A	New Orleans	52 70								

Non-Div I Games: LeTourneau 88 43 Paul Quinn 74 54 Jarvis Christian 78 30 Huston-Tillotson 76 72 Houston Baptist

Average RPI Win: **289**
 Average RPI Loss: **169**

WON-LOST
RECORD

WINNING
PCT. RANK

LAST 10
GAMES

STRENGTH OF
SCHEDULE

OPP. STRENGTH
OF SCHEDULE

TEAM
RPI

ADJ.
RPI

CONF.
RPI

ADJ CONF.
RPI

DIV. I ONLY	10- 14	218	6- 4	225	342	252	252	30	30
DIV. I NON-CONF.	4- 9	249	0- 1	68	305	227	227	30	30

TOTALS	RPI 1-25	RPI 26-50	W-L RECORDS	RPI 51-100	RPI 101-999	RPI 201+			
10- 14	0- 1	0- 1	OVERALL	0- 1	10- 11	9- 5			
7- 5	0- 0	0- 0	HOME	0- 0	7- 5	6- 2			
3- 9	0- 0	0- 0	AWAY	0- 0	3- 1	3- 1			
0- 0	0- 0	0- 0	NEUTRAL	0- 0	0- 0	0- 0			
4- 9	0- 1	0- 1	NON-CONFERENCE	0- 1	4- 6	4- 1			
4- 2	0- 0	0- 0	HOME	0- 0	4- 2	4- 0			
0- 7	0- 1	0- 1	AWAY	0- 1	0- 4	0- 1			
0- 0	0- 0	0- 0	NEUTRAL	0- 0	0- 0	0- 0			
6- 5	0- 0	0- 0	CONFERENCE	0- 0	6- 5	5- 4			
3- 3	0- 0	0- 0	HOME	0- 0	3- 3	2- 2			
3- 2	0- 0	0- 0	AWAY	0- 0	3- 2	3- 2			
0- 0	0- 0	0- 0	NEUTRAL	0- 0	0- 0	0- 0			

RPI 1-25				RPI 26-50				RPI 51-100				RPI 101+ Team's RPI: 252			
RPI	S	Opponent	Score	RPI	S	Opponent	Score	RPI	S	Opponent	Score	RPI	S	Opponent	Score
18	A	Maryland	49 111	27	A	Georgia	47 87	61	A	Mercer	44 70	117	A	Georgetown	41 93
												126	H	Bethune-Cookman	55 59
												132	A	Cincinnati	53 87
												140	H	Brown	81 85
												157	H	William & Mary	71 83
												187	A	Siena	61 72
												198	H	Hampton	68 63
												216	H	N. C. A&T	68 76
												248	H	Campbell	63 61
												259	A	Morgan St.	68 61
												269	H	St. Francis Brooklyn	72 69
												276	H	Fairleigh Dickinson	68 65
												278	A	UMES	52 58
												278	H	UMES	79 83
												288	A	Vermont	65 88
												308	H	FIU	69 62
												314	A	South Carolina St.	68 58
												333	H	N. C. Central	69 54
												342	A	Savannah St.	87 59
												344	A	Florida A&M	59 74
												344	H	Florida A&M	76 65

LAST 12 Division I GAMES:															
278	H	UMES	79 83	342	A	Savannah St.	87 59	314	A	South Carolina St.	68 58	198	H	Hampton	68 63
259	A	Morgan St.	68 61	344	A	Florida A&M	76 65	126	H	Bethune-Cookman	55 59	344	A	Florida A&M	59 74
344	H	Florida A&M	76 65	126	H	Bethune-Cookman	55 59	140	H	Brown	81 85				
278	A	UMES	52 58												
216	H	N. C. A&T	68 76												
333	H	N. C. Central	69 54												

Howard

Howard

Non-Div I Games:

Howard

Loss, **Non-Conf**, **S Site**, **H Home**, **A Away**, **N Neutral**

Average RPI Win:	205	WON-LOST	WINNING	LAST 10	STRENGTH OF	OPP. STRENGTH	TEAM	ADJ.	CONF.	ADJ CONF.
Average RPI Loss:	63	RECORD	PCT. RANK	GAMES	SCHEDULE	OF SCHEDULE	RPI	RPI	RPI	RPI
DIV. I ONLY	18- 6	47	7- 3	153	115	70	70	11	11	
DIV. I NON-CONF.	7- 3	74	0- 0	236	36	77	77	15	15	

TOTALS	RPI 1-25	RPI 26-50	W-L RECORDS	RPI 51-100	RPI 101-999	RPI 201+				
18- 6	0- 2	0- 2	OVERALL	3- 1	15- 1	9- 0				
5- 3	0- 1	0- 0	HOME	0- 1	5- 1	4- 0				
12- 3	0- 1	0- 2	AWAY	2- 0	10- 0	5- 0				
1- 0	0- 0	0- 0	NEUTRAL	1- 0	0- 0	0- 0				
7- 3	0- 0	0- 2	NON-CONFERENCE	2- 1	5- 0	3- 0				
1- 1	0- 0	0- 0	HOME	0- 1	1- 0	1- 0				
5- 2	0- 0	0- 2	AWAY	1- 0	4- 0	2- 0				
1- 0	0- 0	0- 0	NEUTRAL	1- 0	0- 0	0- 0				
11- 3	0- 2	0- 0	CONFERENCE	1- 0	10- 1	6- 0				
4- 2	0- 1	0- 0	HOME	0- 0	4- 1	3- 0				
7- 1	0- 1	0- 0	AWAY	1- 0	6- 0	3- 0				
0- 0	0- 0	0- 0	NEUTRAL	0- 0	0- 0	0- 0				

RPI 1-25				RPI 26-50				RPI 51-100				Team's RPI: 70				RPI 101+			
RPI	S	Opponent	Score	RPI	S	Opponent	Score	RPI	S	Opponent	Score	RPI	S	Opponent	Score	RPI	S	Opponent	Score
13	A	Green Bay	45 52	32	A	DePaul	71 85	75	N	Wyoming	65 59	110	A	Cleveland St.	77 64				
13	H	Green Bay	34 60	46	A	UCF	59 63	83	A	Ohio	76 52	110	H	Cleveland St.	94 56				
								90	H	Miami (OH)	83 96	122	A	Milwaukee	70 68				
								97	A	Wright St.	64 61	150	A	UNI	54 48				
												182	A	Youngstown St.	65 43				
												182	H	Youngstown St.	67 70				
												197	A	Memphis	80 57				
												219	A	Oakland	73 55				
												219	H	Oakland	80 64				
												243	A	Northern Ky.	71 35				
												273	H	Indiana St.	86 57				
												300	A	Tennessee Tech	68 54				
												318	H	Detroit Mercy	90 62				
												321	A	Ga. Southern	72 52				
												335	A	Ill. -Chicago	82 46				
												335	H	Ill. -Chicago	68 43				
LAST 12 Division I GAMES:																			
219	A	Oakland	73 55	97	A	Wright St.	64 61	243	A	Northern Ky.	71 35	13	H	Green Bay	34 60				
110	H	Cleveland St.	94 56					219	H	Oakland	80 64	318	H	Detroit Mercy	90 62				
182	H	Youngstown St.	67 70					318	H	Detroit Mercy	90 62	182	A	Youngstown St.	65 43				
335	H	Ill. -Chicago	68 43																
13	A	Green Bay	45 52																
122	A	Milwaukee	70 68																

Non-Div I Games: Georgetown (KY) 85 52

IUPUI

Average RPI Win:	197	WON-LOST	WINNING	LAST 10	STRENGTH OF	OPP. STRENGTH	TEAM	ADJ.	CONF.	ADJ CONF.
Average RPI Loss:	128	RECORD	PCT. RANK	GAMES	SCHEDULE	OF SCHEDULE	RPI	RPI	RPI	RPI
DIV. I ONLY	13- 10	138	9- 1	165	101	134	134	19	19	
DIV. I NON-CONF.	3- 7	254	0- 0	86	98	194	194	13	13	

TOTALS	RPI 1-25	RPI 26-50	W-L RECORDS	RPI 51-100	RPI 101-999	RPI 201+				
13- 10	0- 1	1- 2	OVERALL	0- 2	12- 5	6- 3				
7- 4	0- 0	0- 1	HOME	0- 1	7- 2	4- 1				
6- 5	0- 0	1- 0	AWAY	0- 0	5- 0	2- 0				
0- 1	0- 0	0- 0	NEUTRAL	0- 1	0- 0	0- 0				
3- 7	0- 1	0- 1	NON-CONFERENCE	0- 2	3- 3	2- 2				
1- 3	0- 0	0- 0	HOME	0- 1	1- 2	1- 1				
2- 3	0- 1	0- 1	AWAY	0- 0	2- 1	1- 1				
0- 1	0- 0	0- 0	NEUTRAL	0- 1	0- 0	0- 0				
10- 3	0- 0	1- 1	CONFERENCE	0- 0	9- 2	4- 1				
6- 1	0- 0	0- 1	HOME	0- 0	6- 0	3- 0				
4- 2	0- 0	1- 0	AWAY	0- 0	3- 2	1- 1				
0- 0	0- 0	0- 0	NEUTRAL	0- 0	0- 0	0- 0				

RPI 1-25				RPI 26-50				RPI 51-100				RPI 101+ Team's RPI: 134			
RPI	S	Opponent	Score	RPI	S	Opponent	Score	RPI	S	Opponent	Score	RPI	S	Opponent	Score
7	A	Ohio St.	56 99	33	A	Northern Colo.	79 71	75	H	Wyoming	64 70	114	A	Colorado St.	83 69
				33	H	Northern Colo.	72 78	77	N	TCU	76 86	120	A	Portland St.	101 90
				38	A	Arizona St.	33 77					120	H	Portland St.	61 60
												162	A	North Dakota	78 64
												162	H	North Dakota	80 75
												163	A	Eastern Wash.	64 71
												163	H	Eastern Wash.	85 71
												180	H	Washington	69 81
												211	A	Abilene Christian	72 82
												218	A	CSUN	80 75
												221	H	Seattle U	60 68
												242	A	Montana St.	95 77
												272	A	Sacramento St.	64 79
												272	H	Sacramento St.	101 66
												315	H	Northern Ariz.	83 68
												316	H	Cal St. Fullerton	80 60
												327	H	Southern Utah	74 51

LAST 12 Division I GAMES:															
				242	A	Montana St.	95 77	315	H	Northern Ariz.	83 68				
				163	H	Eastern Wash.	85 71	327	H	Southern Utah	74 51				
				272	H	Sacramento St.	101 66	163	A	Eastern Wash.	64 71				
				120	H	Portland St.	61 60	120	A	Portland St.	101 90				
				162	A	North Dakota	78 64	272	A	Sacramento St.	64 79				
				33	A	Northern Colo.	79 71	33	H	Northern Colo.	72 78				

Non-Div I Games: Eastern Ore. 84 70

Idaho

Average RPI Win:	242	WON-LOST	WINNING	LAST 10	STRENGTH OF	OPP. STRENGTH	TEAM	ADJ.	CONF.	ADJ CONF.
Average RPI Loss:	142	RECORD	PCT. RANK	GAMES	SCHEDULE	OF SCHEDULE	RPI	RPI	RPI	RPI
DIV. I ONLY	14- 8	95	7- 3	329	130	156	156	19	19	
DIV. I NON-CONF.	6- 3	87	0- 0	296	168	111	111	13	13	

TOTALS	RPI 1-25	RPI 26-50	W-L RECORDS	RPI 51-100	RPI 101-999	RPI 201+				
14- 8	0- 0	0- 2	OVERALL	0- 2	14- 4	9- 2				
5- 2	0- 0	0- 1	HOME	0- 0	5- 1	4- 0				
9- 6	0- 0	0- 0	AWAY	0- 0	9- 0	5- 0				
0- 0	0- 0	0- 0	NEUTRAL	0- 0	0- 0	0- 0				
6- 3	0- 0	0- 0	NON-CONFERENCE	0- 2	6- 1	4- 1				
1- 0	0- 0	0- 0	HOME	0- 0	1- 0	1- 0				
5- 3	0- 0	0- 0	AWAY	0- 2	5- 1	3- 1				
0- 0	0- 0	0- 0	NEUTRAL	0- 0	0- 0	0- 0				
8- 5	0- 0	0- 2	CONFERENCE	0- 0	8- 3	5- 1				
4- 2	0- 0	0- 1	HOME	0- 0	4- 1	3- 0				
4- 3	0- 0	0- 1	AWAY	0- 0	4- 2	2- 1				
0- 0	0- 0	0- 0	NEUTRAL	0- 0	0- 0	0- 0				

RPI 1-25				RPI 26-50				RPI 51-100				RPI 101+				Team's RPI: 156
RPI	S	Opponent	Score	RPI	S	Opponent	Score	RPI	S	Opponent	Score	RPI	S	Opponent	Score	
				33	A	Northern Colo.	52 75	75	A	Wyoming	53 61	120	A	Portland St.	88 59	
				33	H	Northern Colo.	57 63	92	A	Washington St.	55 72	161	A	UC Irvine	78 72	
												162	A	North Dakota	68 55	
												162	H	North Dakota	57 46	
												172	A	Weber St.	73 84	
												172	H	Weber St.	70 76	
												180	A	Washington	79 59	
												221	A	Seattle U	74 69	
												232	A	Pepperdine	74 80	
												254	A	Hawaii	64 62	
												272	A	Sacramento St.	85 71	
												272	H	Sacramento St.	83 71	
												292	H	Utah St.	64 44	
												315	A	Northern Ariz.	75 55	
												315	H	Northern Ariz.	76 59	
												327	A	Southern Utah	70 76	
												327	H	Southern Utah	66 39	
												328	A	Utah Valley	70 58	
LAST 12 Division I GAMES:																
272	H	Sacramento St.	83 71	272	A	Sacramento St.	85 71									
162	A	North Dakota	68 55	120	A	Portland St.	88 59									
33	A	Northern Colo.	52 75	33	H	Northern Colo.	57 63									
327	H	Southern Utah	66 39	162	H	North Dakota	57 46									
315	H	Northern Ariz.	76 59	315	A	Northern Ariz.	75 55									
172	A	Weber St.	73 84	327	A	Southern Utah	70 76									

Non-Div I Games: Westminster (UT) 83 45 Col. of Idaho 89 32

Idaho St.

■ Loss,
 ■ Non-Conf,
 ■ S Site,
 ■ Home
 ■ A Away
 N Neutral

Average RPI Win:	276	WON-LOST	WINNING	LAST 10	STRENGTH OF	OPP. STRENGTH	TEAM	ADJ.	CONF.	ADJ CONF.
Average RPI Loss:	185	RECORD	PCT. RANK	GAMES	SCHEDULE	OF SCHEDULE	RPI	RPI	RPI	RPI
DIV. I ONLY	5- 18	307	0- 10	304	256	335	335	11	11	
DIV. I NON-CONF.	5- 4	146	0- 0	347	347	327	327	15	15	

TOTALS	RPI 1-25	RPI 26-50	W-L RECORDS	RPI 51-100	RPI 101-999	RPI 201+				
5- 18	0- 1	0- 0	OVERALL	0- 3	5- 14	5- 8				
4- 8	0- 0	0- 0	HOME	0- 1	4- 7	4- 4				
1- 10	0- 1	0- 0	AWAY	0- 2	1- 7	1- 4				
0- 0	0- 0	0- 0	NEUTRAL	0- 0	0- 0	0- 0				
5- 4	0- 0	0- 0	NON-CONFERENCE	0- 0	5- 4	5- 4				
4- 2	0- 0	0- 0	HOME	0- 0	4- 2	4- 2				
1- 2	0- 0	0- 0	AWAY	0- 0	1- 2	1- 2				
0- 0	0- 0	0- 0	NEUTRAL	0- 0	0- 0	0- 0				
0- 14	0- 1	0- 0	CONFERENCE	0- 3	0- 10	0- 4				
0- 6	0- 0	0- 0	HOME	0- 1	0- 5	0- 2				
0- 8	0- 1	0- 0	AWAY	0- 2	0- 5	0- 2				
0- 0	0- 0	0- 0	NEUTRAL	0- 0	0- 0	0- 0				

RPI 1-25				RPI 26-50				RPI 51-100				RPI 101+ Team's RPI: 335			
RPI	S	Opponent	Score	RPI	S	Opponent	Score	RPI	S	Opponent	Score	RPI	S	Opponent	Score
13	A	Green Bay	36 65					70	A	IUPUI	43 68	110	A	Cleveland St.	67 70
								70	H	IUPUI	46 82	110	H	Cleveland St.	42 64
								97	A	Wright St.	50 60	122	A	Milwaukee	44 59
												122	H	Milwaukee	53 76
												182	A	Youngstown St.	63 76
												182	H	Youngstown St.	52 71
												210	H	Eastern Mich.	73 70
												215	H	North Texas	70 67
												219	H	Oakland	63 67
												243	A	Northern Ky.	53 61
												255	A	Bradley	48 58
												273	H	Indiana St.	55 46
												286	H	Santa Clara	36 45
												309	A	Loyola Chicago	55 57
												310	H	Jackson St.	63 76
												318	A	Detroit Mercy	60 73
												318	H	Detroit Mercy	58 61
												331	A	Fort Wayne	67 51
												349	H	Evansville	96 77

LAST 12 Division I GAMES:															
318	A	Detroit Mercy	60 73	243	A	Northern Ky.	53 61								
182	H	Youngstown St.	52 71	97	A	Wright St.	50 60								
110	H	Cleveland St.	42 64	122	H	Milwaukee	53 76								
70	A	IUPUI	43 68	318	H	Detroit Mercy	58 61								
122	A	Milwaukee	44 59	219	H	Oakland	63 67								
13	A	Green Bay	36 65	110	A	Cleveland St.	67 70								

Non-Div I Games: Bethel (IN) 66 46 Ind.-Northwest 74 56

Average RPI Win: 251	WON-LOST RECORD	WINNING PCT. RANK	LAST 10 GAMES	STRENGTH OF SCHEDULE	OPP. STRENGTH OF SCHEDULE	TEAM RPI	ADJ. RPI	CONF. RPI	ADJ CONF. RPI
Average RPI Loss: 66									
DIV. I ONLY	9- 18	258	0- 10	90	74	212	212	3	3
DIV. I NON-CONF.	9- 5	99	0- 0	223	216	143	143	4	4

TOTALS	RPI 1-25	RPI 26-50	W-L RECORDS	RPI 51-100	RPI 101-999	RPI 201+			
9- 18	0- 5	0- 3	OVERALL	0- 7	9- 3	6- 0			
6- 9	0- 2	0- 1	HOME	0- 3	6- 3	6- 0			
1- 9	0- 3	0- 2	AWAY	0- 4	1- 0	0- 0			
2- 0	0- 0	0- 0	NEUTRAL	0- 0	2- 0	0- 0			
9- 5	0- 1	0- 1	NON-CONFERENCE	0- 2	9- 1	6- 0			
6- 2	0- 0	0- 0	HOME	0- 1	6- 1	6- 0			
1- 3	0- 1	0- 1	AWAY	0- 1	1- 0	0- 0			
2- 0	0- 0	0- 0	NEUTRAL	0- 0	2- 0	0- 0			
0- 13	0- 4	0- 2	CONFERENCE	0- 5	0- 2	0- 0			
0- 7	0- 2	0- 1	HOME	0- 2	0- 2	0- 0			
0- 6	0- 2	0- 1	AWAY	0- 3	0- 0	0- 0			
0- 0	0- 0	0- 0	NEUTRAL	0- 0	0- 0	0- 0			

RPI 1-25				RPI 26-50				RPI 51-100				RPI 101+ Team's RPI: 212			
RPI	S	Opponent	Score	RPI	S	Opponent	Score	RPI	S	Opponent	Score	RPI	S	Opponent	Score
7	H	Ohio St.	69 88	42	H	Purdue	54 73	60	A	Nebraska	47 62	101	H	Western Ill.	67 77
16	A	Missouri	55 72	47	A	Michigan	42 86	60	H	Nebraska	72 80	149	N	Wichita St.	68 67
17	H	Iowa	71 84	49	A	FGCU	61 85	63	H	Michigan St.	55 67	161	N	UC Irvine	65 59
18	A	Maryland	65 100					66	A	Indiana	54 70	188	H	Wisconsin	61 70
22	A	Rutgers	37 76					73	H	Virginia Tech	49 96	192	H	Northwestern	59 74
								82	A	Penn St.	59 68	197	A	Memphis	63 47
								87	A	New Mexico	68 97	236	H	Austin Peay	59 47
												255	H	Bradley	74 62
												273	H	Indiana St.	81 52
												318	H	Detroit Mercy	73 65
												331	H	Fort Wayne	64 50
												340	H	Chicago St.	66 56

LAST 12 Division I GAMES:															
7	H	Ohio St.	69 88	47	A	Michigan	42 86	63	H	Michigan St.	55 67				
66	A	Indiana	54 70	60	H	Nebraska	72 80								
42	H	Purdue	54 73	17	H	Iowa	71 84								
60	A	Nebraska	47 62	22	A	Rutgers	37 76								
188	H	Wisconsin	61 70	192	H	Northwestern	59 74								
82	A	Penn St.	59 68												

Non-Div I Games:

Illinois

Average RPI Win: 236		WON-LOST RECORD	WINNING PCT. RANK	LAST 10 GAMES	STRENGTH OF SCHEDULE	OPP. STRENGTH OF SCHEDULE	TEAM RPI	ADJ. RPI	CONF. RPI	ADJ CONF. RPI
Average RPI Loss: 172										
DIV. I ONLY		12- 13	191	6- 4	295	226	251	251	24	24
DIV. I NON-CONF.		6- 5	153	0- 0	239	200	199	199	22	22
TOTALS		RPI 1-25	RPI 26-50	W-L RECORDS		RPI 51-100	RPI 101-999	RPI 201+		
12- 13	0- 0		0- 0	OVERALL		0- 1	12- 12	8- 5		
8- 6	0- 0		0- 0	HOME		0- 1	8- 5	6- 1		
3- 7	0- 0		0- 0	AWAY		0- 0	3- 1	2- 1		
1- 0	0- 0		0- 0	NEUTRAL		0- 0	1- 0	0- 0		
6- 5	0- 0		0- 0	NON-CONFERENCE		0- 0	6- 5	4- 1		
4- 2	0- 0		0- 0	HOME		0- 0	4- 2	3- 0		
1- 3	0- 0		0- 0	AWAY		0- 0	1- 3	1- 1		
1- 0	0- 0		0- 0	NEUTRAL		0- 0	1- 0	0- 0		
6- 8	0- 0		0- 0	CONFERENCE		0- 1	6- 7	4- 4		
4- 4	0- 0		0- 0	HOME		0- 1	4- 3	3- 1		
2- 4	0- 0		0- 0	AWAY		0- 0	2- 4	1- 3		
0- 0	0- 0		0- 0	NEUTRAL		0- 0	0- 0	0- 0		

RPI 1-25				RPI 26-50				RPI 51-100				RPI 101+				Team's RPI: 251	
RPI	S	Opponent	Score	RPI	S	Opponent	Score	RPI	S	Opponent	Score	RPI	S	Opponent	Score		
								81	H	Drake	58 65	106	A	Missouri St.	58 75		
												106	H	Missouri St.	50 56		
												107	H	Butler	45 56		
												110	H	Cleveland St.	47 56		
												111	A	George Mason	37 56		
												122	A	Milwaukee	59 61		
												135	N	Northeastern	65 55		
												143	H	SIUE	62 47		
												144	A	Southern Ill.	39 36		
												144	H	Southern Ill.	49 46		
												150	H	UNI	36 58		
												210	H	Eastern Mich.	65 56		
												219	A	Oakland	43 64		
												243	H	Northern Ky.	49 37		
												255	H	Bradley	42 62		
												271	H	UMKC	64 53		
												273	A	Indiana St.	49 52		
												273	H	Indiana St.	63 53		
												289	A	Valparaiso	50 56		
												289	H	Valparaiso	63 55		
												309	A	Loyola Chicago	59 62		
												309	H	Loyola Chicago	57 49		
												319	A	Long Beach St.	59 51		
												349	A	Evansville	67 43		
LAST 12 Division I GAMES:																	
				273	H	Indiana St.	63 53	81	H	Drake	58 65						
				106	A	Missouri St.	58 75	273	A	Indiana St.	49 52						
				144	A	Southern Ill.	39 36	349	A	Evansville	67 43						
				289	H	Valparaiso	63 55	144	H	Southern Ill.	49 46						
				309	H	Loyola Chicago	57 49	106	H	Missouri St.	50 56						
				150	H	UNI	36 58	309	A	Loyola Chicago	59 62						

Non-Div I Games:

Illinois St.

Loss, Non-Conf, S Site, H Home A Away N Neutral

Average RPI Win:	290	WON-LOST	WINNING	LAST 10	STRENGTH OF	OPP. STRENGTH	TEAM	ADJ.	CONF.	ADJ CONF.
Average RPI Loss:	172	RECORD	PCT. RANK	GAMES	SCHEDULE	OF SCHEDULE	RPI	RPI	RPI	RPI

DIV. I ONLY	2- 21	339	0- 10	123	322	312	312	26	26
DIV. I NON-CONF.	0- 10	337	0- 0	28	289	277	277	25	25

TOTALS	RPI 1-25	RPI 26-50	W-L RECORDS	RPI 51-100	RPI 101-999	RPI 201+			
2- 21	0- 0	0- 1	OVERALL	0- 4	2- 16	2- 9			
1- 9	0- 0	0- 0	HOME	0- 1	1- 8	1- 5			
1- 12	0- 0	0- 0	AWAY	0- 0	1- 2	1- 1			
0- 0	0- 0	0- 0	NEUTRAL	0- 0	0- 0	0- 0			
0- 10	0- 0	0- 1	NON-CONFERENCE	0- 4	0- 5	0- 2			
0- 3	0- 0	0- 0	HOME	0- 1	0- 2	0- 1			
0- 7	0- 0	0- 1	AWAY	0- 3	0- 3	0- 1			
0- 0	0- 0	0- 0	NEUTRAL	0- 0	0- 0	0- 0			
2- 11	0- 0	0- 0	CONFERENCE	0- 0	2- 11	2- 7			
1- 6	0- 0	0- 0	HOME	0- 0	1- 6	1- 4			
1- 5	0- 0	0- 0	AWAY	0- 0	1- 5	1- 3			
0- 0	0- 0	0- 0	NEUTRAL	0- 0	0- 0	0- 0			

RPI 1-25	RPI 26-50	RPI 51-100	RPI 101+	Team's RPI: 312
RPI S Opponent Score	RPI S Opponent Score	RPI S Opponent Score	RPI S Opponent Score	
	48 A Oklahoma St. 35 86	59 A Houston 67 98	115 A Lamar University 54 77	
		71 H South Dakota 51 81	115 H Lamar University 47 71	
		93 A Rice 43 60	119 H Central Ark. 35 57	
		94 A Utah 31 90	121 A SFA 49 60	
			133 H Texas St. 33 74	
			172 A Weber St. 55 79	
			178 A UT Arlington 48 61	
			211 A Abilene Christian 56 58	
			220 A Texas Tech 54 80	
			226 A New Orleans 50 52	
			226 H New Orleans 45 72	
			244 H A&M-Corpus Christi 58 62	
			245 H Nicholls St. 64 62	
			263 H McNeese 57 66	
			283 H Massachusetts 45 64	
			296 A Southeastern La. 54 65	
			323 H Houston Baptist 56 58	
			334 A Sam Houston St. 56 49	
LAST 12 Division I GAMES:				
115 H Lamar University 47 71	226 A New Orleans 50 52	115 A Lamar University 54 77		
211 A Abilene Christian 56 58	121 A SFA 49 60	119 H Central Ark. 35 57		
296 A Southeastern La. 54 65	334 A Sam Houston St. 56 49	245 H Nicholls St. 64 62		
244 H A&M-Corpus Christi 58 62				
226 H New Orleans 45 72				
323 H Houston Baptist 56 58				

Non-Div I Games: Mary Hardin-Baylor 76 58

Incarnate Word

Average RPI	Win:	131	WON-LOST	WINNING	LAST 10	STRENGTH OF	OPP. STRENGTH	TEAM	ADJ.	CONF.	ADJ CONF.
Average RPI	Loss:	47	RECORD	PCT. RANK	GAMES	SCHEDULE	OF SCHEDULE	RPI	RPI	RPI	RPI
DIV. I ONLY		14- 12	155	7- 3	13	18	66	66	3	3	
DIV. I NON-CONF.		7- 6	165	0- 0	12	58	68	68	4	4	

TOTALS	RPI 1-25		RPI 26-50		W-L RECORDS		RPI 51-100		RPI 101-999		RPI 201+
14- 12	1- 5		3- 2		OVERALL		2- 3		8- 2		3- 0
9- 5	1- 2		2- 0		HOME		0- 1		6- 2		2- 0
4- 5	0- 2		1- 1		AWAY		1- 2		2- 0		1- 0
1- 2	0- 1		0- 1		NEUTRAL		1- 0		0- 0		0- 0
7- 6	0- 2		1- 1		NON-CONFERENCE		1- 1		5- 2		2- 0
4- 3	0- 1		1- 0		HOME		0- 0		3- 2		1- 0
2- 1	0- 0		0- 0		AWAY		0- 1		2- 0		1- 0
1- 2	0- 1		0- 1		NEUTRAL		1- 0		0- 0		0- 0
7- 6	1- 3		2- 1		CONFERENCE		1- 2		3- 0		1- 0
5- 2	1- 1		1- 0		HOME		0- 1		3- 0		1- 0
2- 4	0- 2		1- 1		AWAY		1- 1		0- 0		0- 0
0- 0	0- 0		0- 0		NEUTRAL		0- 0		0- 0		0- 0

RPI 1-25				RPI 26-50				RPI 51-100				Team's RPI: 66	RPI 101+			
RPI	S	Opponent	Score	RPI	S	Opponent	Score	RPI	S	Opponent	Score		RPI	S	Opponent	Score
4	H	Louisville	59 72	30	N	Virginia	72 82	63	A	Michigan St.	69 65		102	H	Auburn	53 65
7	A	Ohio St.	70 85	42	A	Purdue	52 44	63	H	Michigan St.	46 68		116	H	Chattanooga	61 64
7	H	Ohio St.	62 77	42	H	Purdue	72 54	68	N	UAB	71 63		131	A	Yale	72 68
16	N	Missouri	55 75	44	H	Western Ky.	73 71	72	A	Saint Mary's (CA)	82 88		185	H	Southern U.	64 49
18	A	Maryland	70 74	47	A	Michigan	79 84	82	A	Penn St.	74 77		188	H	Wisconsin	69 55
22	H	Rutgers	64 58										190	H	Arkansas St.	93 51
													192	H	Northwestern	78 73
													212	H	Illinois	70 54
													215	H	North Texas	68 63
													243	A	Northern Ky.	67 56

LAST 12 Division I GAMES:																
				42	A	Purdue	52 44	18	A	Maryland	70 74					
				212	H	Illinois	70 54	7	H	Ohio St.	62 77					
				192	H	Northwestern	78 73	47	A	Michigan	79 84					
				22	H	Rutgers	64 58	42	H	Purdue	72 54					
				188	H	Wisconsin	69 55	82	A	Penn St.	74 77					
				63	A	Michigan St.	69 65	7	A	Ohio St.	70 85					

Non-Div I Games:

Indiana

Average RPI Win:	293	WON-LOST	WINNING	LAST 10	STRENGTH OF	OPP. STRENGTH	TEAM	ADJ.	CONF.	ADJ CONF.
Average RPI Loss:	138	RECORD	PCT. RANK	GAMES	SCHEDULE	OF SCHEDULE	RPI	RPI	RPI	RPI
DIV. I ONLY	7- 16	273	5- 5	213	214	273	273	24	24	
DIV. I NON-CONF.	1- 9	318	0- 0	111	145	284	284	22	22	

TOTALS	RPI 1-25	RPI 26-50	W-L RECORDS	RPI 51-100	RPI 101-999	RPI 201+				
7- 16	0- 1	0- 0	OVERALL	0- 5	7- 10	7- 4				
3- 9	0- 1	0- 0	HOME	0- 2	3- 6	3- 1				
3- 6	0- 0	0- 0	AWAY	0- 2	3- 4	3- 3				
1- 1	0- 0	0- 0	NEUTRAL	0- 1	1- 0	1- 0				
1- 9	0- 1	0- 0	NON-CONFERENCE	0- 3	1- 5	1- 3				
0- 5	0- 1	0- 0	HOME	0- 1	0- 3	0- 1				
0- 3	0- 0	0- 0	AWAY	0- 1	0- 2	0- 2				
1- 1	0- 0	0- 0	NEUTRAL	0- 1	1- 0	1- 0				
6- 7	0- 0	0- 0	CONFERENCE	0- 2	6- 5	6- 1				
3- 4	0- 0	0- 0	HOME	0- 1	3- 3	3- 0				
3- 3	0- 0	0- 0	AWAY	0- 1	3- 2	3- 1				
0- 0	0- 0	0- 0	NEUTRAL	0- 0	0- 0	0- 0				

RPI 1-25				RPI 26-50				RPI 51-100				RPI 101+ Team's RPI: 273			
RPI	S	Opponent	Score	RPI	S	Opponent	Score	RPI	S	Opponent	Score	RPI	S	Opponent	Score
25	H	Central Mich.	67 77					70	A	IUPUI	57 86	106	H	Missouri St.	63 77
								71	N	South Dakota	59 71	107	H	Butler	51 60
								81	A	Drake	64 85	112	H	Saint Louis	59 60
								81	H	Drake	51 84	144	H	Southern Ill.	45 64
								90	H	Miami (OH)	56 68	150	A	UNI	53 59
												150	H	UNI	46 56
												212	A	Illinois	52 81
												225	H	Fla. Atlantic	58 66
												246	N	Montana	57 45
												251	A	Illinois St.	53 63
												251	H	Illinois St.	52 49
												255	H	Bradley	65 50
												289	A	Valparaiso	67 54
												309	A	Loyola Chicago	73 65
												335	A	Ill. -Chicago	46 55
												349	A	Evansville	66 57
												349	H	Evansville	56 48

LAST 12 Division I GAMES:															
251	A	Illinois St.	53 63	251	H	Illinois St.	52 49	251	H	Bradley	65 50	150	A	UNI	53 59
81	H	Drake	51 84	255	H	Bradley	65 50	81	A	Drake	64 85	349	H	Evansville	56 48
150	H	UNI	46 56	150	A	UNI	53 59	349	A	Loyola Chicago	73 65	144	H	Southern Ill.	45 64

Non-Div I Games: Missouri S&T 84 51

Indiana St.

Average RPI Win:	348	WON-LOST	WINNING	LAST 10	STRENGTH OF	OPP. STRENGTH	TEAM	ADJ.	CONF.	ADJ CONF.
Average RPI Loss:	192	RECORD	PCT. RANK	GAMES	SCHEDULE	OF SCHEDULE	RPI	RPI	RPI	RPI
DIV. I ONLY	2- 24	345	2- 8	238	297	336	336	28	28	
DIV. I NON-CONF.	0- 11	337	0- 0	120	235	329	329	26	26	

TOTALS	RPI 1-25	RPI 26-50	W-L RECORDS	RPI 51-100	RPI 101-999	RPI 201+				
2- 24	0- 0	0- 0	OVERALL	0- 6	2- 18	2- 12				
1- 11	0- 0	0- 0	HOME	0- 2	1- 9	1- 5				
1- 13	0- 0	0- 0	AWAY	0- 4	1- 9	1- 7				
0- 0	0- 0	0- 0	NEUTRAL	0- 0	0- 0	0- 0				
0- 11	0- 0	0- 0	NON-CONFERENCE	0- 4	0- 7	0- 4				
0- 5	0- 0	0- 0	HOME	0- 1	0- 4	0- 1				
0- 6	0- 0	0- 0	AWAY	0- 3	0- 3	0- 3				
0- 0	0- 0	0- 0	NEUTRAL	0- 0	0- 0	0- 0				
2- 13	0- 0	0- 0	CONFERENCE	0- 2	2- 11	2- 8				
1- 6	0- 0	0- 0	HOME	0- 1	1- 5	1- 4				
1- 7	0- 0	0- 0	AWAY	0- 1	1- 6	1- 4				
0- 0	0- 0	0- 0	NEUTRAL	0- 0	0- 0	0- 0				

RPI	S	Opponent	Score	RPI	S	Opponent	Score	RPI	S	Opponent	Score	RPI	S	Opponent	Score
RPI 1-25				RPI 26-50				RPI 51-100				RPI 101+			
53	A	Quinnipiac	47 90	53	H	Quinnipiac	38 74	53	A	Quinnipiac	47 90	124	H	Bucknell	53 60
58	A	Duquesne	59 80	62	H	Toledo	57 74	62	H	Toledo	57 74	159	A	Marist	55 75
76	A	Fordham	48 78	89	A	Jacksonville	62 71	167	H	Kansas	58 72	187	A	Siena	51 64
								187	H	Siena	48 70	187	H	Siena	48 70
								191	H	Temple	54 59	203	A	Stony Brook	46 63
								203	A	Stony Brook	46 63	240	H	Hofstra	43 68
								241	A	Niagara	59 73	241	A	Niagara	59 73
								256	A	Manhattan	63 67	256	A	Manhattan	63 67
								260	H	Fairfield	68 78	260	H	Fairfield	68 78
								269	A	St. Francis Brooklyn	63 72	269	A	St. Francis Brooklyn	63 72
								277	A	Arizona	58 71	277	A	Arizona	58 71
								281	A	Rider	53 80	281	A	Rider	53 80
								281	H	Rider	49 62	281	H	Rider	49 62
								287	H	Canisius	49 53	287	H	Canisius	49 53
								299	A	Monmouth	56 68	299	A	Monmouth	56 68
								299	H	Monmouth	56 62	299	H	Monmouth	56 62
								348	A	Saint Peter's	55 31	348	A	Saint Peter's	55 31
								348	H	Saint Peter's	52 42	348	H	Saint Peter's	52 42
LAST 12 Division I GAMES:															
348	A	Saint Peter's	55 31	281	H	Rider	49 62	299	A	Monmouth	56 68	187	H	Siena	48 70
281	A	Rider	53 80	299	A	Monmouth	56 68	256	A	Manhattan	63 67	299	H	Monmouth	56 62
260	H	Fairfield	68 78	187	H	Siena	48 70	53	A	Quinnipiac	47 90	53	H	Quinnipiac	38 74
53	A	Quinnipiac	47 90	256	A	Manhattan	63 67	159	A	Marist	55 75				
159	A	Marist	55 75	299	H	Monmouth	56 62	348	H	Saint Peter's	52 42				
348	H	Saint Peter's	52 42	53	H	Quinnipiac	38 74								

Non-Div I Games:

Iona

Average RPI Win:	123	WON-LOST	WINNING	LAST 10	STRENGTH OF	OPP. STRENGTH	TEAM	ADJ.	CONF.	ADJ CONF.
Average RPI Loss:	37	RECORD	PCT. RANK	GAMES	SCHEDULE	OF SCHEDULE	RPI	RPI	RPI	RPI
DIV. I ONLY	20- 6	39	6- 4	16	66	17	17	3	3	
DIV. I NON-CONF.	12- 1	6	0- 0	37	96	14	14	4	4	

TOTALS	RPI 1-25	RPI 26-50	W-L RECORDS	RPI 51-100	RPI 101-999	RPI 201+				
20- 6	1- 2	3- 2	OVERALL	5- 2	11- 0	3- 0				
11- 3	1- 1	3- 1	HOME	3- 1	4- 0	1- 0				
6- 3	0- 1	0- 1	AWAY	1- 1	5- 0	1- 0				
3- 0	0- 0	0- 0	NEUTRAL	1- 0	2- 0	1- 0				
12- 1	0- 1	1- 0	NON-CONFERENCE	3- 0	8- 0	2- 0				
7- 1	0- 1	1- 0	HOME	2- 0	4- 0	1- 0				
2- 0	0- 0	0- 0	AWAY	0- 0	2- 0	0- 0				
3- 0	0- 0	0- 0	NEUTRAL	1- 0	2- 0	1- 0				
8- 5	1- 1	2- 2	CONFERENCE	2- 2	3- 0	1- 0				
4- 2	1- 0	2- 1	HOME	1- 1	0- 0	0- 0				
4- 3	0- 1	0- 1	AWAY	1- 1	3- 0	1- 0				
0- 0	0- 0	0- 0	NEUTRAL	0- 0	0- 0	0- 0				

RPI	S	Opponent	Score	RPI	S	Opponent	Score	RPI	S	Opponent	Score	RPI	S	Opponent	Score
6	H	Florida St.	93 94	37	A	Minnesota	72 77	53	H	Quinnipiac	83 67	104	A	Iowa St.	61 55
7	H	Ohio St.	103 89	37	H	Minnesota	92 84	56	N	Elon	74 61	109	H	Western Mich.	79 56
18	A	Maryland	64 80	42	H	Purdue	70 76	60	A	Nebraska	65 74	127	H	Northern Ill.	105 80
				44	H	Western Ky.	104 97	60	H	Nebraska	74 92	148	H	Samford	80 59
				47	H	Michigan	82 72	63	A	Michigan St.	71 68	150	A	UNI	71 47
								81	H	Drake	79 66	170	N	Charlotte	77 64
								82	H	Penn St.	80 76	188	A	Wisconsin	56 46
												192	A	Northwestern	70 61
												212	A	Illinois	84 71
												259	N	Morgan St.	90 46
												339	H	Ark.-Pine Bluff	85 45

LAST 12 Division I GAMES:															
192	A	Northwestern	70 61	37	A	Minnesota	72 77	60	A	Nebraska	65 74	42	H	Purdue	70 76
82	H	Penn St.	80 76	60	A	Nebraska	65 74	212	A	Illinois	84 71	18	A	Maryland	64 80
37	H	Minnesota	92 84	42	H	Purdue	70 76	47	H	Michigan	82 72				
63	A	Michigan St.	71 68	212	A	Illinois	84 71								
60	H	Nebraska	74 92	18	A	Maryland	64 80								
7	H	Ohio St.	103 89	47	H	Michigan	82 72								

Non-Div I Games:

Iowa

Average RPI Win:	168	WON-LOST	WINNING	LAST 10	STRENGTH OF	OPP. STRENGTH	TEAM	ADJ.	CONF.	ADJ CONF.
Average RPI Loss:	55	RECORD	PCT. RANK	GAMES	SCHEDULE	OF SCHEDULE	RPI	RPI	RPI	RPI
DIV. I ONLY	11- 14	209	4- 6	29	34	104	104	4	4	
DIV. I NON-CONF.	6- 5	153	0- 0	174	58	153	153	5	5	

TOTALS	RPI 1-25	RPI 26-50	W-L RECORDS	RPI 51-100	RPI 101-999	RPI 201+				
11- 14	0- 5	1- 2	OVERALL	4- 5	6- 2	5- 0				
6- 7	0- 2	0- 2	HOME	1- 3	5- 0	4- 0				
4- 6	0- 2	1- 0	AWAY	2- 2	1- 2	1- 0				
1- 1	0- 1	0- 0	NEUTRAL	1- 0	0- 0	0- 0				
6- 5	0- 2	0- 0	NON-CONFERENCE	2- 1	4- 2	4- 0				
5- 1	0- 1	0- 0	HOME	1- 0	4- 0	4- 0				
0- 3	0- 0	0- 0	AWAY	0- 1	0- 2	0- 0				
1- 1	0- 1	0- 0	NEUTRAL	1- 0	0- 0	0- 0				
5- 9	0- 3	1- 2	CONFERENCE	2- 4	2- 0	1- 0				
1- 6	0- 1	0- 2	HOME	0- 3	1- 0	0- 0				
4- 3	0- 2	1- 0	AWAY	2- 1	1- 0	1- 0				
0- 0	0- 0	0- 0	NEUTRAL	0- 0	0- 0	0- 0				

RPI 1-25				RPI 26-50				RPI 51-100				RPI 101+				Team's RPI: 104
RPI	S	Opponent	Score	RPI	S	Opponent	Score	RPI	S	Opponent	Score	RPI	S	Opponent	Score	
5	A	Bayl or	49 89	29	H	Okl ahoma	69 74	54	A	West Vi rgi ni a	49 57	128	A	Vanderbi l t	74 77	
5	H	Bayl or	50 79	48	A	Okl ahoma St.	78 69	54	H	West Vi rgi ni a	59 69	150	A	UNI	53 57	
11	A	Texas	55 87	48	H	Okl ahoma St.	73 81	71	H	South Dakota	81 76	167	H	Kansas	71 69	
17	H	Iowa	55 61					77	A	TCU	66 63	220	A	Texas Tech	66 54	
25	N	Central Mich.	60 81					77	H	TCU	52 75	227	H	UC Ri versi de	89 66	
								81	A	Drake	80 83	245	H	Ni chol l s St.	75 47	
								86	A	Kansas St.	80 45	271	H	UMKC	61 45	
								86	H	Kansas St.	60 67	333	H	N. C. Central	99 58	
								100	N	Tulane	67 64					
LAST 12 Di vi si on I GAMES:																
				77	A	TCU	66 63	54	H	West Vi rgi ni a	59 69					
				48	H	Oklahoma St.	73 81	5	H	Bayl or	50 79					
				86	A	Kansas St.	80 45	220	A	Texas Tech	66 54					
				77	H	TCU	52 75	86	H	Kansas St.	60 67					
				11	A	Texas	55 87	54	A	West Vi rgi ni a	49 57					
				48	A	Oklahoma St.	78 69	5	A	Bayl or	49 89					

Non-Di v I Games:

Iowa St.

Average RPI Win: 305

Average RPI Loss: 246

WON-LOST
RECORDWINNING
PCT. RANKLAST 10
GAMESSTRENGTH OF
SCHEDULEOPP. STRENGTH
OF SCHEDULETEAM
RPIADJ.
RPICONF.
RPIADJ CONF.
RPIDIV. I ONLY
DIV. I NON-CONF.9- 9
2- 3175
2144- 6
0- 0349
349346
286310
346310
34632
3232
32

TOTALS

RPI 1-25

RPI 26-50

W-L RECORDS

RPI 51-100

RPI 101-999

RPI 201+

9- 9
5- 3
4- 6
0- 00- 0
0- 0
0- 0
0- 00- 0
0- 0
0- 0
0- 0OVERALL
HOME
AWAY
NEUTRAL0- 0
0- 0
0- 0
0- 09- 9
5- 3
4- 0
0- 09- 6
5- 2
4- 0
0- 02- 3
0- 1
2- 2
0- 00- 0
0- 0
0- 0
0- 00- 0
0- 0
0- 0
0- 0NON-CONFERENCE
HOME
AWAY
NEUTRAL0- 0
0- 0
0- 0
0- 02- 3
0- 1
2- 2
0- 02- 2
0- 1
2- 1
0- 07- 6
5- 2
2- 4
0- 00- 0
0- 0
0- 0
0- 00- 0
0- 0
0- 0
0- 0CONFERENCE
HOME
AWAY
NEUTRAL0- 0
0- 0
0- 0
0- 07- 6
5- 2
2- 4
0- 07- 4
5- 1
2- 3
0- 0

RPI 1-25

RPI S Opponent Score

RPI 26-50

RPI S Opponent Score

RPI 51-100

RPI S Opponent Score

RPI 101+

Team's RPI: 310

RPI	S	Opponent	Score
185	A	Southern U.	76 86
185	H	Southern U.	58 68
197	A	Memphi s	53 64
233	A	Texas Southern	66 71
233	H	Texas Southern	74 77
237	H	Grambl ing	82 70
245	H	Ni chol l s St.	64 90
268	A	Prai rie View	73 85
268	H	Prai rie View	70 61
302	H	Al abama St.	70 61
304	A	Al corn	74 51
304	H	Al corn	94 69
317	H	Al abama A&M	59 43
334	A	Sam Houston St.	68 74
335	A	Ill . -Chi cago	76 63
337	A	Mi ssi ssi ppi Val .	61 72
339	A	Ark. -Pi ne Bl uff	60 54
340	A	Chi cago St.	87 69

LAST 12 Di vi si on I GAMES:

268	A	Prai rie View	73 85	237	H	Grambl ing	82 70
233	A	Texas Southern	66 71	268	H	Prai rie View	70 61
185	H	Southern U.	58 68	233	H	Texas Southern	74 77
304	H	Al corn	94 69	185	A	Southern U.	76 86
339	A	Ark. -Pi ne Bl uff	60 54	304	A	Al corn	74 51
337	A	Mi ssi ssi ppi Val .	61 72	317	H	Al abama A&M	59 43

Non-Di v I Games:

Phi l ander Smi th

88 56

Mi l l saps

79 41

LSU-Shreveport

85 86

Spring Hi l l

77 50
Jackson St.

Loss, Non-Conf, S Site, H Home A Away N Neutral

Average RPI Win:	255	WON-LOST	WINNING	LAST 10	STRENGTH OF	OPP. STRENGTH	TEAM	ADJ.	CONF.	ADJ CONF.
Average RPI Loss:	78	RECORD	PCT. RANK	GAMES	SCHEDULE	OF SCHEDULE	RPI	RPI	RPI	RPI
DIV. I ONLY	16- 7	68	8- 2	222	218	89	89	22	22	
DIV. I NON-CONF.	7- 5	132	1- 0	208	171	105	105	21	21	

TOTALS	RPI 1-25	RPI 26-50	W-L RECORDS	RPI 51-100	RPI 101-999	RPI 201+				
16- 7	0- 2	0- 2	OVERALL	0- 1	16- 2	12- 0				
6- 1	0- 0	0- 1	HOME	0- 0	6- 0	5- 0				
9- 6	0- 2	0- 1	AWAY	0- 1	9- 2	6- 0				
1- 0	0- 0	0- 0	NEUTRAL	0- 0	1- 0	1- 0				
7- 5	0- 2	0- 0	NON-CONFERENCE	0- 1	7- 2	5- 0				
3- 0	0- 0	0- 0	HOME	0- 0	3- 0	3- 0				
3- 5	0- 2	0- 0	AWAY	0- 1	3- 2	1- 0				
1- 0	0- 0	0- 0	NEUTRAL	0- 0	1- 0	1- 0				
9- 2	0- 0	0- 2	CONFERENCE	0- 0	9- 0	7- 0				
3- 1	0- 0	0- 1	HOME	0- 0	3- 0	2- 0				
6- 1	0- 0	0- 1	AWAY	0- 0	6- 0	5- 0				
0- 0	0- 0	0- 0	NEUTRAL	0- 0	0- 0	0- 0				

RPI 1-25				RPI 26-50				RPI 51-100				Team's RPI: 89				RPI 101+			
RPI	S	Opponent	Score	RPI	S	Opponent	Score	RPI	S	Opponent	Score	RPI	S	Opponent	Score	RPI	S	Opponent	Score
6	A	Florida St.	50 82	49	A	FGCU	58 63	85	A	Al abama	60 75	126	A	Bethune-Cookman	68 58				
19	A	NC State	44 64	49	H	FGCU	63 65					137	A	South Al a.	60 58				
												160	A	Fl ori da	59 69				
												179	A	Troy	88 89				
												183	A	Stetson	61 54				
												183	H	Stetson	73 63				
												229	A	North Florida	66 48				
												243	N	Northern Ky.	61 49				
												245	A	Nicholls St.	69 61				
												264	A	Lipscomb	70 63				
												264	H	Lipscomb	70 48				
												285	A	USC Upstate	71 45				
												299	H	Monmouth	74 65				
												301	A	Kennesaw St.	67 49				
												301	H	Kennesaw St.	84 49				
												336	H	Iona	71 62				
												342	H	Savannah St.	74 46				
												343	A	NJIT	88 58				

Non-Div I Games: Flagler 79 52 Edward Waters 79 58 Webber Int'l 64 43

Jacksonville

Loss, Non-Conf, S Site, H Home A Away N Neutral

Average RPI Win:	275	WON-LOST	WINNING	LAST 10	STRENGTH OF	OPP. STRENGTH	TEAM	ADJ.	CONF.	ADJ CONF.
Average RPI Loss:	165	RECORD	PCT. RANK	GAMES	SCHEDULE	OF SCHEDULE	RPI	RPI	RPI	RPI
DIV. I ONLY	14- 10	129	6- 4	300	288	196	196	25	25	
DIV. I NON-CONF.	4- 5	202	0- 0	255	187	215	215	27	27	

TOTALS	RPI 1-25	RPI 26-50	W-L RECORDS	RPI 51-100	RPI 101-999	RPI 201+				
14- 10	0- 1	0- 0	OVERALL	0- 2	14- 7	14- 3				
8- 3	0- 1	0- 0	HOME	0- 0	8- 2	8- 1				
5- 7	0- 0	0- 0	AWAY	0- 2	5- 1	5- 0				
1- 0	0- 0	0- 0	NEUTRAL	0- 0	1- 0	1- 0				
4- 5	0- 1	0- 0	NON-CONFERENCE	0- 1	4- 3	4- 1				
2- 1	0- 1	0- 0	HOME	0- 0	2- 0	2- 0				
1- 4	0- 0	0- 0	AWAY	0- 1	1- 3	1- 1				
1- 0	0- 0	0- 0	NEUTRAL	0- 0	1- 0	1- 0				
10- 5	0- 0	0- 0	CONFERENCE	0- 1	10- 4	10- 2				
6- 2	0- 0	0- 0	HOME	0- 0	6- 2	6- 1				
4- 3	0- 0	0- 0	AWAY	0- 1	4- 2	4- 1				
0- 0	0- 0	0- 0	NEUTRAL	0- 0	0- 0	0- 0				

RPI 1-25				RPI 26-50				RPI 51-100				RPI 101+				Team's RPI: 196
RPI	S	Opponent	Score	RPI	S	Opponent	Score	RPI	S	Opponent	Score	RPI	S	Opponent	Score	
6	H	Florida St.	51 75					78	A	Bel mont	55 71	103	A	Seton Hall	54 73	
								90	A	Mi ami (OH)	55 58	136	A	Clemson	45 53	
												143	A	SIUE	41 65	
												181	H	UT Martin	57 61	
												202	N	East Carolina	82 73	
												208	A	Morehead St.	67 65	
												208	H	Morehead St.	70 64	
												226	A	New Orleans	59 54	
												228	H	Southeast Mo. St.	55 48	
												236	H	Austin Peay	65 47	
												293	A	Eastern Ky.	44 48	
												293	H	Eastern Ky.	65 51	
												298	A	Murray St.	59 55	
												298	H	Murray St.	97 65	
												300	H	Tennessee Tech	58 60	
												317	H	Al abama A&M	49 33	
												320	A	Georgi a St.	41 55	
												330	H	Rhode Island	63 53	
												332	A	Tennessee St.	75 56	
												332	H	Tennessee St.	62 61	
												346	A	Eastern Ill.	59 50	

LAST 12 Division I GAMES:																
298	A	Murray St.	59 55	181	H	UT Martin	57 61									
332	H	Tennessee St.	62 61	293	A	Eastern Ky.	44 48									
300	H	Tennessee Tech	58 60	208	A	Morehead St.	67 65									
143	A	SIUE	41 65	236	H	Austin Peay	65 47									
346	A	Eastern Ill.	59 50	298	H	Murray St.	97 65									
228	H	Southeast Mo. St.	55 48	78	A	Bel mont	55 71									

Non-Div I Games: Stillman 93 38 Brewton-Parker 103 44

Jacksonville St.

Loss,
Non-Conf,
S Site,
H Home
A Away
N Neutral

Average RPI Win:	202	WON-LOST	WINNING	LAST 10	STRENGTH OF	OPP. STRENGTH	TEAM	ADJ.	CONF.	ADJ CONF.
Average RPI Loss:	45	RECORD	PCT. RANK	GAMES	SCHEDULE	OF SCHEDULE	RPI	RPI	RPI	RPI
DIV. I ONLY	17- 8	75	9- 1	88	103	69	69	10	10	
DIV. I NON-CONF.	4- 7	226	0- 0	54	17	151	151	12	12	

TOTALS	RPI 1-25	RPI 26-50	W-L RECORDS	RPI 51-100	RPI 101-999	RPI 201+				
17- 8	0- 4	0- 1	OVERALL	3- 2	14- 1	10- 0				
9- 3	0- 2	0- 0	HOME	3- 0	6- 1	5- 0				
8- 4	0- 1	0- 1	AWAY	0- 2	8- 0	5- 0				
0- 1	0- 1	0- 0	NEUTRAL	0- 0	0- 0	0- 0				
4- 7	0- 4	0- 1	NON-CONFERENCE	1- 1	3- 1	3- 0				
3- 3	0- 2	0- 0	HOME	1- 0	2- 1	2- 0				
1- 3	0- 1	0- 1	AWAY	0- 1	1- 0	1- 0				
0- 1	0- 1	0- 0	NEUTRAL	0- 0	0- 0	0- 0				
13- 1	0- 0	0- 0	CONFERENCE	2- 1	11- 0	7- 0				
6- 0	0- 0	0- 0	HOME	2- 0	4- 0	3- 0				
7- 1	0- 0	0- 0	AWAY	0- 1	7- 0	4- 0				
0- 0	0- 0	0- 0	NEUTRAL	0- 0	0- 0	0- 0				

RPI 1-25				RPI 26-50				RPI 51-100 Team's RPI: 69				RPI 101+			
RPI	S	Opponent	Score	RPI	S	Opponent	Score	RPI	S	Opponent	Score	RPI	S	Opponent	Score
6	H	Florida St.	63 79	36	A	Dayton	54 82	52	A	St. John's (NY)	64 81	125	A	Delaware	56 53
10	A	Tennessee	60 89					56	A	Elon	43 50	135	A	Northeastern	60 57
22	H	Rutgers	63 76					56	H	Elon	70 67	135	H	Northeastern	72 43
23	N	Villanova	57 60					57	H	Drexel	56 48	155	H	Saint Joseph's	66 73
								88	H	Liberty	58 47	157	A	William & Mary	86 41
												240	A	Hofstra	55 42
												240	H	Hofstra	73 56
												253	A	Col. of Charleston	67 45
												253	H	Col. of Charleston	67 53
												261	A	UNCW	63 48
												262	A	Towson	64 55
												262	H	Towson	69 45
												288	A	Vermont	68 56
												295	H	Bryant	67 36
												325	H	Wagner	68 45

LAST 12 Division I GAMES:															
125	A	Delaware	56 53	240	H	Hofstra	73 56								
262	A	Towson	64 55	261	A	UNCW	63 48								
135	H	Northeastern	72 43	253	A	Col. of Charleston	67 45								
56	A	Elon	43 50	56	H	Elon	70 67								
157	A	William & Mary	86 41	57	H	Drexel	56 48								
253	H	Col. of Charleston	67 53	262	H	Towson	69 45								

Non-Div I Games:

James Madison

Average RPI Win: **206**
 Average RPI Loss: **60**

WON-LOST
RECORD

WINNING
PCT. RANK

LAST 10
GAMES

STRENGTH OF
SCHEDULE

OPP. STRENGTH
OF SCHEDULE

TEAM
RPI

ADJ.
RPI

CONF.
RPI

ADJ CONF.
RPI

DIV. I ONLY	11- 14	209	0- 10	86	59	167	167	4	4
DIV. I NON-CONF.	9- 2	33	0- 0	232	237	92	92	5	5
TOTALS	RPI 1-25	RPI 26-50	W-L RECORDS	RPI 51-100	RPI 101-999	RPI 201+			
11- 14	0- 3	0- 3	OVERALL	2- 6	9- 2	7- 1			
9- 7	0- 2	0- 1	HOME	2- 3	7- 1	5- 1			
2- 7	0- 1	0- 2	AWAY	0- 3	2- 1	2- 0			
0- 0	0- 0	0- 0	NEUTRAL	0- 0	0- 0	0- 0			
9- 2	0- 0	0- 0	NON-CONFERENCE	1- 2	8- 0	6- 0			
8- 1	0- 0	0- 0	HOME	1- 1	7- 0	5- 0			
1- 1	0- 0	0- 0	AWAY	0- 1	1- 0	1- 0			
0- 0	0- 0	0- 0	NEUTRAL	0- 0	0- 0	0- 0			
2- 12	0- 3	0- 3	CONFERENCE	1- 4	1- 2	1- 1			
1- 6	0- 2	0- 1	HOME	1- 2	0- 1	0- 1			
1- 6	0- 1	0- 2	AWAY	0- 2	1- 1	1- 0			
0- 0	0- 0	0- 0	NEUTRAL	0- 0	0- 0	0- 0			

RPI 1-25				RPI 26-50				RPI 51-100				RPI 101+ Team's RPI: 167			
RPI	S	Opponent	Score	RPI	S	Opponent	Score	RPI	S	Opponent	Score	RPI	S	Opponent	Score
5	H	Bayl or	48 83	29	A	Okl ahoma	64 97	52	A	St. John's (NY)	53 65	104	A	Iowa St.	69 71
11	A	Texas	62 79	29	H	Okl ahoma	52 72	54	A	West Vi rgi ni a	46 76	105	H	Arkansas	71 60
11	H	Texas	41 55	48	A	Okl ahoma St.	63 92	54	H	West Vi rgi ni a	54 74	131	H	Yale	81 75
								60	H	Nebraska	49 66	220	A	Texas Tech	60 47
								77	A	TCU	66 76	220	H	Texas Tech	56 68
								77	H	TCU	86 77	228	H	Southeast Mo. St.	51 50
								86	H	Kansas St.	59 63	233	H	Texas Southern	72 37
								93	H	Rice	73 65	248	H	Campbell I	66 48
												271	H	UMKC	63 48
												329	H	Delaware St.	81 49
												336	A	Iona	72 58
LAST 12 Division I GAMES:															
54	A	West Vi rgi ni a	46 76	77	A	TCU	66 76	220	H	Texas Tech	56 68				
29	H	Okl ahoma	52 72	11	A	Texas	62 79	54	H	West Vi rgi ni a	54 74				
48	A	Okl ahoma St.	63 92	5	H	Bayl or	48 83	220	A	Texas Tech	60 47				
11	H	Texas	41 55												
86	H	Kansas St.	59 63												
29	A	Okl ahoma	64 97												

Non-Div I Games:

Kansas

Average RPI Loss: 41

DIV. I ONLY	13- 12	166	4- 6	19	60	86	86	4	4
DIV. I NON-CONF.	8- 3	65	0- 0	103	240	82	82	5	5
TOTALS	RPI 1-25	RPI 26-50	W-L RECORDS	RPI 51-100	RPI 101-999	RPI 201+			
13- 12	0- 6	1- 3	OVERALL	2- 1	10- 2	5- 0			
8- 6	0- 2	1- 1	HOME	0- 1	7- 2	4- 0			
4- 5	0- 3	0- 2	AWAY	1- 0	3- 0	1- 0			
1- 1	0- 1	0- 0	NEUTRAL	1- 0	0- 0	0- 0			
8- 3	0- 2	0- 0	NON-CONFERENCE	1- 0	7- 1	4- 0			
6- 1	0- 0	0- 0	HOME	0- 0	6- 1	3- 0			
1- 1	0- 1	0- 0	AWAY	0- 0	1- 0	1- 0			
1- 1	0- 1	0- 0	NEUTRAL	1- 0	0- 0	0- 0			
5- 9	0- 4	1- 3	CONFERENCE	1- 1	3- 1	1- 0			
2- 5	0- 2	1- 1	HOME	0- 1	1- 1	1- 0			
3- 4	0- 2	0- 2	AWAY	1- 0	2- 0	0- 0			
0- 0	0- 0	0- 0	NEUTRAL	0- 0	0- 0	0- 0			

RPI 1-25				RPI 26-50				RPI 51-100				RPI 101+			
RPI	S	Opponent	Score	RPI	S	Opponent	Score	RPI	S	Opponent	Score	RPI	S	Opponent	Score
5	A	Bayl or	50 75	29	A	Okl ahoma	49 68	54	A	West Vi rgi ni a	60 52	104	A	Iowa St.	67 60
5	H	Bayl or	58 88	29	H	Okl ahoma	71 76	77	H	TCU	63 68	104	H	Iowa St.	45 80
9	N	UCLA	55 64	48	A	Okl ahoma St.	68 76	82	N	Penn St.	70 65	118	H	Little Rock	66 51
11	A	Texas	54 76	48	H	Okl ahoma St.	80 64					121	H	SFA	74 49
11	H	Texas	64 75									150	H	UNI	71 72
16	A	Missouri	59 73									167	A	Kansas	63 59
												178	H	UT Arlington	70 56
												215	A	North Texas	55 54
												220	H	Texas Tech	83 69
												238	H	Omaha	81 60
												340	H	Chi cago St.	99 51
												344	H	Florida A&M	81 57
LAST 12 Division I GAMES:															
11	A	Texas	54 76	5	A	Bayl or	50 75								
220	H	Texas Tech	83 69	29	H	Okl ahoma	71 76								
104	H	Iowa St.	45 80	48	H	Okl ahoma St.	80 64								
29	A	Okl ahoma	49 68	104	A	Iowa St.	67 60								
167	A	Kansas	63 59	11	H	Texas	64 75								
77	H	TCU	63 68	54	A	West Vi rgi ni a	60 52								

Non-Div I Games:

Kansas St.

Average RPI Win:	298	WON-LOST	WINNING	LAST 10	STRENGTH OF	OPP. STRENGTH	TEAM	ADJ.	CONF.	ADJ CONF.
Average RPI Loss:	156	RECORD	PCT. RANK	GAMES	SCHEDULE	OF SCHEDULE	RPI	RPI	RPI	RPI
DIV. I ONLY	6- 15	282	3- 7	311	179	301	301	22	22	
DIV. I NON-CONF.	3- 7	254	1- 0	253	92	244	244	21	21	
TOTALS	RPI 1-25	RPI 26-50	W-L RECORDS	RPI 51-100	RPI 101-999	RPI 201+				
6- 15	0- 1	0- 1	OVERALL	0- 4	6- 9	5- 6				
3- 6	0- 0	0- 1	HOME	0- 1	3- 4	2- 4				
3- 7	0- 0	0- 0	AWAY	0- 2	3- 5	3- 2				
0- 2	0- 1	0- 0	NEUTRAL	0- 1	0- 0	0- 0				
3- 7	0- 1	0- 0	NON-CONFERENCE	0- 2	3- 4	3- 1				
1- 1	0- 0	0- 0	HOME	0- 0	1- 1	1- 1				
2- 4	0- 0	0- 0	AWAY	0- 1	2- 3	2- 0				
0- 2	0- 1	0- 0	NEUTRAL	0- 1	0- 0	0- 0				
3- 8	0- 0	0- 1	CONFERENCE	0- 2	3- 5	2- 5				
2- 5	0- 0	0- 1	HOME	0- 1	2- 3	1- 3				
1- 3	0- 0	0- 0	AWAY	0- 1	1- 2	1- 2				
0- 0	0- 0	0- 0	NEUTRAL	0- 0	0- 0	0- 0				

RPI S	Opponent	Score	RPI S	Opponent	Score	RPI S	Opponent	Score	RPI S	Opponent	Score
18 N	Maryland	35 89	49 H	FGCU	57 78	64 A	Georgia Tech	48 86	136 A	Clemson	28 41
						83 N	Maine	39 75	138 A	Ole Miss	63 92
						89 A	Jacksonville	49 84	174 A	Furman	59 78
						89 H	Jacksonville	49 67	183 H	Stetson	66 49
									202 H	East Carolina	56 66
									229 A	North Florida	72 77
									229 H	North Florida	44 68
									264 H	Lipscomb	62 64
									279 A	Presbyterian	60 51
									285 A	USC Upstate	61 65
									285 H	USC Upstate	64 70
									320 H	Georgia St.	71 61
									321 A	Ga. Southern	60 58
									343 A	NJIT	61 58
									343 H	NJIT	80 65
LAST 12 Division I GAMES:											
229 H	North Florida	44 68	183 H	Stetson	66 49						
89 H	Jacksonville	49 67	49 H	FGCU	57 78						
343 A	NJIT	61 58	89 A	Jacksonville	49 84						
285 H	USC Upstate	64 70	229 A	North Florida	72 77						
343 H	NJIT	80 65	264 H	Lipscomb	62 64						
285 A	USC Upstate	61 65	321 A	Ga. Southern	60 58						

Non-Div I Games: Middle Ga. St. 81 65

Kennesaw St.

Average RPI Win:	215	WON-LOST	WINNING	LAST 10	STRENGTH OF	OPP. STRENGTH	TEAM	ADJ.	CONF.	ADJ CONF.
Average RPI Loss:	85	RECORD	PCT. RANK	GAMES	SCHEDULE	OF SCHEDULE	RPI	RPI	RPI	RPI
DIV. I ONLY	11- 14	209	3- 7	113	90	141	141	7	7	
DIV. I NON-CONF.	7- 5	132	0- 0	150	121	108	108	8	8	

TOTALS	RPI 1-25	RPI 26-50	W-L RECORDS	RPI 51-100	RPI 101-999	RPI 201+				
11- 14	0- 3	0- 4	OVERALL	1- 2	10- 5	7- 2				
3- 5	0- 0	0- 1	HOME	0- 2	3- 2	3- 0				
6- 6	0- 0	0- 0	AWAY	1- 0	5- 1	3- 0				
2- 3	0- 1	0- 2	NEUTRAL	0- 0	2- 0	1- 0				
7- 5	0- 1	0- 3	NON-CONFERENCE	0- 1	7- 0	4- 0				
1- 1	0- 0	0- 0	HOME	0- 1	1- 0	1- 0				
4- 1	0- 0	0- 1	AWAY	0- 0	4- 0	2- 0				
2- 3	0- 1	0- 2	NEUTRAL	0- 0	2- 0	1- 0				
4- 9	0- 2	0- 1	CONFERENCE	1- 1	3- 5	3- 2				
2- 4	0- 0	0- 1	HOME	0- 1	2- 2	2- 0				
2- 5	0- 2	0- 0	AWAY	1- 0	1- 3	1- 2				
0- 0	0- 0	0- 0	NEUTRAL	0- 0	0- 0	0- 0				

RPI 1-25				RPI 26-50				RPI 51-100				RPI 101+ Team's RPI: 141			
RPI	S	Opponent	Score	RPI	S	Opponent	Score	RPI	S	Opponent	Score	RPI	S	Opponent	Score
12	N	Stanford	54 79	40	H	Ball St.	58 79	62	A	Toledo	62 55	109	H	Western Mich.	61 66
14	A	Buffalo	42 80	45	N	Gonzaga	57 77	83	H	Ohio	65 78	127	A	Northern Ill.	79 81
25	A	Central Mich.	84 88	47	A	Michigan	41 54	97	H	Wright St.	60 72	127	H	Northern Ill.	62 72
				49	N	FGCU	62 80					145	A	Robert Morris	46 31
												182	A	Youngstown St.	55 44
												197	N	Memphis	70 55
												205	A	Bowling Green	50 60
												205	H	Bowling Green	81 57
												210	A	Eastern Mich.	67 60
												210	H	Eastern Mich.	76 69
												213	A	Akron	60 75
												243	A	Northern Ky.	59 54
												293	A	Eastern Ky.	65 57
												296	N	Southeastern La.	81 60
												318	H	Detroit Mercy	82 74

LAST 12 Division I GAMES:															
83	H	Ohio	65 78	40	H	Ball St.	58 79	205	A	Bowling Green	50 60				
14	A	Buffalo	42 80	25	A	Central Mich.	84 88	210	H	Eastern Mich.	76 69				
127	H	Northern Ill.	62 72	109	H	Western Mich.	61 66	127	A	Northern Ill.	79 81				
205	H	Bowling Green	81 57	127	A	Northern Ill.	79 81								
213	A	Akron	60 75												
62	A	Toledo	62 55												

Non-Div I Games:

Kent St.

Average RPI	Win:	198	WON-LOST	WINNING	LAST 10	STRENGTH OF	OPP. STRENGTH	TEAM	ADJ.	CONF.	ADJ CONF.
Average RPI	Loss:	37	RECORD	PCT. RANK	GAMES	SCHEDULE	OF SCHEDULE	RPI	RPI	RPI	RPI
DIV. I ONLY		13- 14		190	5- 5	32	50	95	95	2	2
DIV. I NON-CONF.		8- 6		143	0- 0	113	133	117	117	2	2

TOTALS	RPI 1-25		RPI 26-50		W-L RECORDS	RPI 51-100		RPI 101-999		RPI 201+	
13- 14	0- 7		0- 4		OVERALL	2- 1		11- 2		7- 0	
9- 6	0- 3		0- 3		HOME	1- 0		8- 0		6- 0	
4- 8	0- 4		0- 1		AWAY	1- 1		3- 2		1- 0	
0- 0	0- 0		0- 0		NEUTRAL	0- 0		0- 0		0- 0	
8- 6	0- 2		0- 2		NON-CONFERENCE	1- 1		7- 1		7- 0	
6- 2	0- 1		0- 1		HOME	0- 0		6- 0		6- 0	
2- 4	0- 1		0- 1		AWAY	1- 1		1- 1		1- 0	
0- 0	0- 0		0- 0		NEUTRAL	0- 0		0- 0		0- 0	
5- 8	0- 5		0- 2		CONFERENCE	1- 0		4- 1		0- 0	
3- 4	0- 2		0- 2		HOME	1- 0		2- 0		0- 0	
2- 4	0- 3		0- 0		AWAY	0- 0		2- 1		0- 0	
0- 0	0- 0		0- 0		NEUTRAL	0- 0		0- 0		0- 0	

RPI 1-25				RPI 26-50				RPI 51-100				Team's RPI: 95				RPI 101+			
RPI	S	Opponent	Score	RPI	S	Opponent	Score	RPI	S	Opponent	Score	RPI	S	Opponent	Score	RPI	S	Opponent	Score
3	A	Mississippi St.	55 74	26	H	LSU	70 72	51	A	Miami (FL)	54 65	102	H	Auburn	65 48				
4	H	Louisville	63 87	27	H	Georgia	42 56	85	H	Alabama	79 54	105	A	Arkansas	76 65				
5	A	Baylor	63 90	39	H	California	52 62	92	A	Washington St.	73 68	105	H	Arkansas	78 57				
10	H	Tennessee	49 63	49	A	FGCU	64 70					123	A	Middle Tenn.	57 62				
15	H	South Carolina	64 81									128	A	Vanderbilt	55 70				
16	A	Missouri	78 83									160	A	Florida	56 53				
21	A	Texas A&M	70 74									208	H	Morehead St.	86 53				
												224	H	Gardner-Webb	72 34				
												246	A	Montana	71 54				
												272	H	Sacramento St.	101 70				
												300	H	Tennessee Tech	82 54				
												324	H	Marshall	69 39				
												349	H	Evansville	100 62				
LAST 12 Division I GAMES:																			
105	H	Arkansas	78 57	85	H	Alabama	79 54												
3	A	Mississippi St.	55 74	15	H	South Carolina	64 81												
16	A	Missouri	78 83	128	A	Vanderbilt	55 70												
26	H	LSU	70 72	160	A	Florida	56 53												
102	H	Auburn	65 48	27	H	Georgia	42 56												
105	A	Arkansas	76 65	21	A	Texas A&M	70 74												

Non-Div I Games:

Kentucky

Average RPI Win:	293	WON-LOST	WINNING	LAST 10	STRENGTH OF	OPP. STRENGTH	TEAM	ADJ.	CONF.	ADJ CONF.
Average RPI Loss:	182	RECORD	PCT. RANK	GAMES	SCHEDULE	OF SCHEDULE	RPI	RPI	RPI	RPI
DIV. I ONLY	9- 15	246	4- 6	297	326	284	284	29	29	
DIV. I NON-CONF.	4- 7	226	0- 0	279	299	270	270	29	29	

TOTALS	RPI 1-25	RPI 26-50	W-L RECORDS	RPI 51-100	RPI 101-999	RPI 201+				
9- 15	0- 0	0- 1	OVERALL	0- 1	9- 13	8- 6				
5- 7	0- 0	0- 1	HOME	0- 1	5- 5	4- 3				
4- 8	0- 0	0- 0	AWAY	0- 0	4- 0	4- 0				
0- 0	0- 0	0- 0	NEUTRAL	0- 0	0- 0	0- 0				
4- 7	0- 0	0- 1	NON-CONFERENCE	0- 1	4- 5	3- 2				
2- 3	0- 0	0- 1	HOME	0- 1	2- 1	1- 1				
2- 4	0- 0	0- 0	AWAY	0- 0	2- 4	2- 1				
0- 0	0- 0	0- 0	NEUTRAL	0- 0	0- 0	0- 0				
5- 8	0- 0	0- 0	CONFERENCE	0- 0	5- 8	5- 4				
3- 4	0- 0	0- 0	HOME	0- 0	3- 4	3- 2				
2- 4	0- 0	0- 0	AWAY	0- 0	2- 4	2- 2				
0- 0	0- 0	0- 0	NEUTRAL	0- 0	0- 0	0- 0				

RPI	S	Opponent	Score	RPI	S	Opponent	Score	RPI	S	Opponent	Score	RPI	S	Opponent	Score	Team's RPI: 284
47	H	Michigan	49 86	79	H	Navy	47 79	111	A	George Mason	70 73	113	A	Saint Francis (PA)	71 101	
								113	H	Saint Francis (PA)	54 85	131	A	Yale	51 62	
								145	A	Robert Morris	53 60	145	H	Robert Morris	44 55	
								173	A	Army West Point	37 71	189	H	Lehigh	72 69	
								234	A	Lafayette	53 69	256	H	Manhattan	38 72	
								269	H	St. Francis Brooklyn	61 59	274	A	Mt. St. Mary's	61 59	
								274	H	Mt. St. Mary's	53 48	276	H	Fairleigh Dickinson	49 61	
								290	H	Sacred Heart	46 50	291	A	Central Conn. St.	61 54	
								295	A	Bryant	56 75	325	A	Wagner	44 52	
								325	H	Wagner	74 69	326	A	UMBC	66 52	
								343	A	NJIT	67 49	348	H	Saint Peter's	57 46	
LAST 12 Division I GAMES:																
113	H	Saint Francis (PA)	54 85	291	A	Central Conn. St.	61 54	295	A	Bryant	56 75	274	H	Mt. St. Mary's	53 48	
145	H	Robert Morris	44 55	274	H	Mt. St. Mary's	53 48	325	H	Wagner	74 69	113	A	Saint Francis (PA)	71 101	
325	A	Wagner	44 52	145	A	Robert Morris	53 60									
274	A	Mt. St. Mary's	61 59													
276	H	Fairleigh Dickinson	49 61													
290	H	Sacred Heart	46 50													

Non-Div I Games:

LIU Brooklyn

Average RPI	Win:	135	WON-LOST	WINNING	LAST 10	STRENGTH OF	OPP. STRENGTH	TEAM	ADJ.	CONF.	ADJ CONF.
Average RPI	Loss:	40	RECORD	PCT. RANK	GAMES	SCHEDULE	OF SCHEDULE	RPI	RPI	RPI	RPI
DIV. I ONLY		17- 7	63	7- 3	37	15	26	26	2	2	
DIV. I NON-CONF.		8- 3	65	0- 0	131	70	51	51	2	2	

TOTALS	RPI 1-25		RPI 26-50		W-L RECORDS		RPI 51-100		RPI 101-999		RPI 201+
17- 7	3- 4		1- 1		OVERALL		2- 1		11- 1		4- 0
10- 1	2- 1		1- 0		HOME		0- 0		7- 0		3- 0
6- 5	1- 2		0- 1		AWAY		2- 1		3- 1		1- 0
1- 1	0- 1		0- 0		NEUTRAL		0- 0		1- 0		0- 0
8- 3	0- 2		0- 1		NON-CONFERENCE		1- 0		7- 0		4- 0
4- 0	0- 0		0- 0		HOME		0- 0		4- 0		3- 0
3- 2	0- 1		0- 1		AWAY		1- 0		2- 0		1- 0
1- 1	0- 1		0- 0		NEUTRAL		0- 0		1- 0		0- 0
9- 4	3- 2		1- 0		CONFERENCE		1- 1		4- 1		0- 0
6- 1	2- 1		1- 0		HOME		0- 0		3- 0		0- 0
3- 3	1- 1		0- 0		AWAY		1- 1		1- 1		0- 0
0- 0	0- 0		0- 0		NEUTRAL		0- 0		0- 0		0- 0

RPI	S	Opponent	Score	RPI	S	Opponent	Score	RPI	S	Opponent	Score	RPI	S	Opponent	Score
3	H	Mississippi St.	70 83	27	H	Georgia	71 60	85	A	Alabama	51 65	102	A	Auburn	62 70
10	H	Tennessee	70 59	33	A	Northern Colo.	50 58	95	A	Kentucky	72 70	102	H	Auburn	59 56
11	N	Texas	66 75					100	A	Tulane	73 50	112	N	Saint Louis	71 59
16	A	Missouri	69 65									118	A	Little Rock	56 37
21	A	Texas A&M	59 69									128	H	Vanderbilt	85 65
21	H	Texas A&M	80 78									138	H	Ole Miss	84 55
24	A	South Fla.	55 61									160	A	Florida	66 59
												169	H	Louisiana	60 45
												220	A	Texas Tech	48 40
												245	H	Nicholls St.	65 50
												296	H	Southeastern La.	84 56
												334	H	Sam Houston St.	71 58

Team's RPI: 26															
LAST 12 Division I GAMES:															
138	H	Ole Miss	84 55	21	A	Texas A&M	59 69								
21	H	Texas A&M	80 78	102	H	Auburn	59 56								
102	A	Auburn	62 70	160	A	Florida	66 59								
95	A	Kentucky	72 70	85	A	Alabama	51 65								
27	H	Georgia	71 60	3	H	Mississippi St.	70 83								
10	H	Tennessee	70 59	16	A	Missouri	69 65								

Non-Div I Games:

LSU

Average RPI Win: 207

Average RPI Loss: 145

WON-LOST
RECORDWINNING
PCT. RANKLAST 10
GAMESSTRENGTH OF
SCHEDULEOPP. STRENGTH
OF SCHEDULETEAM
RPIADJ.
RPICONF.
RPIADJ CONF.
RPIDIV. I ONLY
DIV. I NON-CONF.8- 18
5- 8270
2203- 7
0- 1131
102169
202231
149231
14912
1012
10

TOTALS

RPI 1-25

RPI 26-50

W-L RECORDS

RPI 51-100

RPI 101-999

RPI 201+

8- 18

0- 1

0- 1

OVERALL

1- 6

7- 10

4- 4

4- 7

0- 1

0- 1

HOME

1- 0

3- 5

2- 1

3- 11

0- 0

0- 0

AWAY

0- 6

3- 5

2- 3

1- 0

0- 0

0- 0

NEUTRAL

0- 0

1- 0

0- 0

5- 8

0- 1

0- 0

NON-CONFERENCE

1- 3

4- 4

2- 2

1- 3

0- 1

0- 0

HOME

1- 0

0- 2

0- 1

3- 5

0- 0

0- 0

AWAY

0- 3

3- 2

2- 1

1- 0

0- 0

0- 0

NEUTRAL

0- 0

1- 0

0- 0

3- 10

0- 0

0- 1

CONFERENCE

0- 3

3- 6

2- 2

3- 4

0- 0

0- 1

HOME

0- 0

3- 3

2- 0

0- 6

0- 0

0- 0

AWAY

0- 3

0- 3

0- 2

0- 0

0- 0

0- 0

NEUTRAL

0- 0

0- 0

0- 0

RPI 1-25

RPI 26-50

RPI 51-100

RPI 101+

Team's RPI: 231

RPI	S	Opponent	Score
23	H	Villanova	49 76

RPI	S	Opponent	Score
36	H	Dayton	47 76

RPI	S	Opponent	Score
55	A	American	48 66
57	A	Drexel	54 79
58	A	Duquesne	50 78
65	A	Harvard	61 70
74	H	Penn	66 59
76	A	Fordham	45 66
96	A	George Washington	45 60

RPI	S	Opponent	Score
111	H	George Mason	56 69
112	H	Saint Louis	87 76
155	H	Saint Joseph's	64 75
177	N	New Hampshire	59 51
188	A	Wisconsin	60 71
189	A	Lehigh	69 61
191	H	Temple	52 69
194	A	Richmond	51 77
194	H	Richmond	57 60
215	A	North Texas	44 70
234	A	Lafayette	74 47
257	H	St. Bonaventure	66 63
281	H	Rider	55 76
282	H	VCU	62 57
283	A	Massachusetts	66 69
329	A	Delaware St.	71 48
330	A	Rhode Island	63 72

LAST 12 Division I GAMES:

76	A	Fordham	45 66	282	H	VCU	62 57
194	H	Richmond	57 60	330	A	Rhode Island	63 72
112	H	Saint Louis	87 76	58	A	Duquesne	50 78
283	A	Massachusetts	66 69	257	H	St. Bonaventure	66 63
96	A	George Washington	45 60	65	A	Harvard	61 70
155	H	Saint Joseph's	64 75	194	A	Richmond	51 77

Non-Div I Games:

La Salle

Loss,
 Non-Conf, S Site,
 H Home
A Away
 N Neutral

Average RPI Win:	295	WON-LOST	WINNING	LAST 10	STRENGTH OF	OPP. STRENGTH	TEAM	ADJ.	CONF.	ADJ CONF.
Average RPI Loss:	191	RECORD	PCT. RANK	GAMES	SCHEDULE	OF SCHEDULE	RPI	RPI	RPI	RPI
DIV. I ONLY	2- 20	338	0- 10	250	279	338	338	23	23	
DIV. I NON-CONF.	1- 8	313	0- 0	262	313	337	337	23	23	

TOTALS	RPI 1-25	RPI 26-50	W-L RECORDS	RPI 51-100	RPI 101-999	RPI 201+				
2- 20	0- 0	0- 1	OVERALL	0- 1	2- 18	2- 7				
2- 7	0- 0	0- 0	HOME	0- 0	2- 7	2- 3				
0- 13	0- 0	0- 1	AWAY	0- 0	0- 3	0- 1				
0- 0	0- 0	0- 0	NEUTRAL	0- 0	0- 0	0- 0				
1- 8	0- 0	0- 1	NON-CONFERENCE	0- 1	1- 6	1- 4				
1- 2	0- 0	0- 0	HOME	0- 0	1- 2	1- 2				
0- 6	0- 0	0- 1	AWAY	0- 1	0- 4	0- 2				
0- 0	0- 0	0- 0	NEUTRAL	0- 0	0- 0	0- 0				
1- 12	0- 0	0- 0	CONFERENCE	0- 0	1- 12	1- 3				
1- 5	0- 0	0- 0	HOME	0- 0	1- 5	1- 1				
0- 7	0- 0	0- 0	AWAY	0- 0	0- 7	0- 2				
0- 0	0- 0	0- 0	NEUTRAL	0- 0	0- 0	0- 0				

RPI 1-25				RPI 26-50				RPI 51-100				RPI 101+				Team's RPI: 338
RPI	S	Opponent	Score	RPI	S	Opponent	Score	RPI	S	Opponent	Score	RPI	S	Opponent	Score	
				48	A	Oklahoma St.	58 112	93	A	Rice	47 63	102	A	Auburn	41 67	
												118	A	Little Rock	37 57	
												133	A	Texas St.	52 86	
												137	H	South Ala.	60 67	
												169	A	Louisiana	55 63	
												169	H	Louisiana	48 76	
												175	A	Louisiana Tech	49 71	
												178	A	UT Arlington	61 70	
												178	H	UT Arlington	53 80	
												179	H	Troy	79 86	
												190	A	Arkansas St.	62 76	
												226	H	New Orleans	51 89	
												237	A	Grambling	52 61	
												258	H	Appalachian St.	67 71	
												263	A	McNeese	61 65	
												266	H	Coastal Caro.	62 56	
												320	A	Georgia St.	57 70	
												321	A	Ga. Southern	45 75	
												322	H	Northwestern St.	48 70	
												323	H	Houston Baptist	77 73	
LAST 12 Division I GAMES:																
				178	H	UT Arlington	53 80	178	A	UT Arlington	61 70					
				320	A	Georgia St.	57 70	133	A	Texas St.	52 86					
				321	A	Ga. Southern	45 75	169	A	Louisiana	55 63					
				169	H	Louisiana	48 76	258	H	Appalachian St.	67 71					
				137	H	South Ala.	60 67	266	H	Coastal Caro.	62 56					
				179	H	Troy	79 86	118	A	Little Rock	37 57					

Non-Div I Games: Millsaps 73 41 Centenary (LA) 90 53

La. -Monroe

Loss,
Non-Conf, S Site,
H Home
A Away
N Neutral

Average RPI Win:	260	WON-LOST	WINNING	LAST 10	STRENGTH OF	OPP. STRENGTH	TEAM	ADJ.	CONF.	ADJ CONF.
Average RPI Loss:	142	RECORD	PCT. RANK	GAMES	SCHEDULE	OF SCHEDULE	RPI	RPI	RPI	RPI
DIV. I ONLY	9- 15	246	3- 7	164	251	234	234	15	15	
DIV. I NON-CONF.	4- 6	214	0- 0	240	327	254	254	18	18	

TOTALS	RPI 1-25	RPI 26-50	W-L RECORDS	RPI 51-100	RPI 101-999	RPI 201+				
9- 15	0- 0	0- 1	OVERALL	0- 5	9- 9	8- 3				
5- 7	0- 0	0- 1	HOME	0- 2	5- 4	5- 2				
4- 8	0- 0	0- 0	AWAY	0- 3	4- 5	3- 1				
0- 0	0- 0	0- 0	NEUTRAL	0- 0	0- 0	0- 0				
4- 6	0- 0	0- 1	NON-CONFERENCE	0- 2	4- 3	4- 2				
3- 2	0- 0	0- 1	HOME	0- 0	3- 1	3- 1				
1- 4	0- 0	0- 0	AWAY	0- 2	1- 2	1- 1				
0- 0	0- 0	0- 0	NEUTRAL	0- 0	0- 0	0- 0				
5- 9	0- 0	0- 0	CONFERENCE	0- 3	5- 6	4- 1				
2- 5	0- 0	0- 0	HOME	0- 2	2- 3	2- 1				
3- 4	0- 0	0- 0	AWAY	0- 1	3- 3	2- 0				
0- 0	0- 0	0- 0	NEUTRAL	0- 0	0- 0	0- 0				

RPI	S	Opponent	Score	RPI	S	Opponent	Score	RPI	S	Opponent	Score	RPI	S	Opponent	Score	Team's RPI: 234
34	H	Princeton	45	53	55	H	American	67	74	124	A	Bucknell I	53	83		
					57	A	Drexel	37	52	124	H	Bucknell I	57	80		
					74	A	Penn	42	55	145	A	Robert Morris	42	63		
					79	A	Navy	59	65	173	A	Army West Point	39	48		
					79	H	Navy	43	59	173	H	Army West Point	60	65		
										189	A	Lehigh	45	70		
										195	A	Boston U.	47	45		
										231	H	La Salle	47	74		
										235	A	Loyola Maryland	73	64		
										235	H	Loyola Maryland	65	54		
										249	A	Holy Cross	69	65		
										249	H	Holy Cross	56	69		
										265	H	Colgate	63	48		
										267	A	Cornell I	59	58		
										281	H	Rider	60	45		
										284	H	LIU Brooklyn	69	53		
										325	H	Wagner	70	52		
										348	A	Saint Peter's	61	64		
LAST 12 Division I GAMES:																
79	H	Navy	43	59	55	H	American	67	74							
235	A	Loyola Maryland	73	64	79	A	Navy	59	65							
173	A	Army West Point	39	48	235	H	Loyola Maryland	65	54							
124	H	Bucknell I	57	80	173	H	Army West Point	60	65							
249	H	Holy Cross	56	69	124	A	Bucknell I	53	83							
195	A	Boston U.	47	45	265	H	Colgate	63	48							

Non-Div I Games:

Lafayette

Average RPI Win:	262	WON-LOST	WINNING	LAST 10	STRENGTH OF	OPP. STRENGTH	TEAM	ADJ.	CONF.	ADJ CONF.
Average RPI Loss:	97	RECORD	PCT. RANK	GAMES	SCHEDULE	OF SCHEDULE	RPI	RPI	RPI	RPI
DIV. I ONLY	14- 6	67	10- 0	292	213	115	115	26	26	
DIV. I NON-CONF.	1- 5	300	0- 0	16	18	156	156	25	25	

TOTALS	RPI 1-25	RPI 26-50	W-L RECORDS	RPI 51-100	RPI 101-999	RPI 201+				
14- 6	0- 1	0- 1	OVERALL	0- 1	14- 3	12- 0				
7- 0	0- 0	0- 0	HOME	0- 0	7- 0	6- 0				
6- 5	0- 1	0- 1	AWAY	0- 1	6- 2	6- 0				
1- 1	0- 0	0- 0	NEUTRAL	0- 0	1- 1	0- 0				
1- 5	0- 1	0- 1	NON-CONFERENCE	0- 1	1- 2	0- 0				
0- 0	0- 0	0- 0	HOME	0- 0	0- 0	0- 0				
0- 4	0- 1	0- 1	AWAY	0- 1	0- 1	0- 0				
1- 1	0- 0	0- 0	NEUTRAL	0- 0	1- 1	0- 0				
13- 1	0- 0	0- 0	CONFERENCE	0- 0	13- 1	12- 0				
7- 0	0- 0	0- 0	HOME	0- 0	7- 0	6- 0				
6- 1	0- 0	0- 0	AWAY	0- 0	6- 1	6- 0				
0- 0	0- 0	0- 0	NEUTRAL	0- 0	0- 0	0- 0				

RPI 1-25				RPI 26-50				RPI 51-100				RPI 101+ Team's RPI: 115			
RPI	S	Opponent	Score	RPI	S	Opponent	Score	RPI	S	Opponent	Score	RPI	S	Opponent	Score
5	A	Baylor	62 121	42	A	Purdue	64 79	87	A	New Mexico	58 90	119	A	Central Ark.	39 51
												121	H	SFA	79 65
												127	N	Northern Ill.	90 80
												162	N	North Dakota	70 73
												164	A	Pacific	75 80
												211	H	Abilene Christian	77 71
												226	H	New Orleans	100 77
												244	A	A&M-Corpus Christi	70 31
												245	A	Nicholls St.	76 61
												263	H	McNeese	83 58
												296	A	Southeastern La.	75 58
												312	A	Incarnate Word	71 47
												312	H	Incarnate Word	77 54
												322	H	Northwestern St.	71 44
												323	A	Houston Baptist	79 51
												334	A	Sam Houston St.	68 44
												334	H	Sam Houston St.	91 44

LAST 12 Division I GAMES:															
				312	A	Incarnate Word	71 47	245	A	Nicholls St.	76 61				
				334	A	Sam Houston St.	68 44	334	H	Sam Houston St.	91 44				
				322	H	Northwestern St.	71 44	312	H	Incarnate Word	77 54				
				121	H	SFA	79 65	296	A	Southeastern La.	75 58				
				211	H	Abilene Christian	77 71	119	A	Central Ark.	39 51				
				263	H	McNeese	83 58	226	H	New Orleans	100 77				

Non-Div I Games: Howard Payne 101 37 Schreiner 116 37 Louisiana Col. 93 62 S' western Assemblies 92 49 Lamar University

Average RPI Win: 226

Average RPI Loss: 161

WON-LOST
RECORDWINNING
PCT. RANKLAST 10
GAMESSTRENGTH OF
SCHEDULEOPP. STRENGTH
OF SCHEDULETEAM
RPIADJ.
RPICONF.
RPIADJ CONF.
RPIDIV. I ONLY
DIV. I NON-CONF.12- 12
5- 5175
1704- 6
0- 0197
326229
306189
252189
25215
1815
18

TOTALS

RPI 1-25

RPI 26-50

W-L RECORDS

RPI 51-100

RPI 101-999

RPI 201+

12- 12

0- 1

0- 1

OVERALL

1- 3

11- 7

7- 6

8- 3

0- 0

0- 0

HOME

1- 1

7- 2

4- 2

4- 8

0- 0

0- 1

AWAY

0- 2

4- 5

3- 4

0- 1

0- 1

0- 0

NEUTRAL

0- 0

0- 0

0- 0

5- 5

0- 1

0- 1

NON-CONFERENCE

0- 0

5- 3

5- 3

3- 1

0- 0

0- 0

HOME

0- 0

3- 1

3- 1

2- 3

0- 0

0- 1

AWAY

0- 0

2- 2

2- 2

0- 1

0- 1

0- 0

NEUTRAL

0- 0

0- 0

0- 0

7- 7

0- 0

0- 0

CONFERENCE

1- 3

6- 4

2- 3

5- 2

0- 0

0- 0

HOME

1- 1

4- 1

1- 1

2- 5

0- 0

0- 0

AWAY

0- 2

2- 3

1- 2

0- 0

0- 0

0- 0

NEUTRAL

0- 0

0- 0

0- 0

RPI 1-25

RPI 26-50

RPI 51-100

RPI 101+

Team's RPI: 189

RPI	S	Opponent	Score
23	N	Villanova	42 62

RPI	S	Opponent	Score
37	A	Minnesota	73 107

RPI	S	Opponent	Score
55	A	American	64 82
55	H	American	44 60
79	A	Navy	50 53
79	H	Navy	66 63

RPI	S	Opponent	Score
124	A	Bucknell I	52 59
124	H	Bucknell I	66 62
173	H	Army West Point	59 55
195	A	Boston U.	65 56
195	H	Boston U.	74 58
231	H	La Salle	61 69
234	H	Lafayette	70 45
235	A	Loyola Maryland	64 67
249	A	Holy Cross	49 54
260	H	Fairfield	56 53
265	A	Colgate	59 51
265	H	Colgate	48 54
267	A	Cornell	62 57
274	H	Mt. St. Mary's	75 71
284	A	LIU Brooklyn	69 72
290	A	Sacred Heart	55 65
299	A	Monmouth	75 57
343	H	NJIT	64 50

LAST 12 Division I GAMES:

265	H	Colgate	48 54	173	H	Army West Point	59 55
55	H	American	44 60	265	A	Colgate	59 51
124	A	Bucknell I	52 59	55	A	American	64 82
195	A	Boston U.	65 56	124	H	Bucknell I	66 62
79	A	Navy	50 53	195	H	Boston U.	74 58
235	A	Loyola Maryland	64 67	249	A	Holy Cross	49 54

Non-Div I Games:

Mansfield

77 47

Lehigh

Average RPI Win: 255	WON-LOST RECORD	WINNING PCT. RANK	LAST 10 GAMES	STRENGTH OF SCHEDULE	OPP. STRENGTH OF SCHEDULE	TEAM RPI	ADJ. RPI	CONF. RPI	ADJ. CONF. RPI
Average RPI Loss: 106									
DIV. I ONLY	14- 9	111	3- 2	112	300	88	88	27	27
DIV. I NON-CONF.	3- 7	254	0- 1	42	141	140	140	28	28

TOTALS	RPI 1-25	RPI 26-50	W-L RECORDS	RPI 51-100	RPI 101-999	RPI 201+			
14- 9	0- 1	0- 2	OVERALL	0- 3	14- 3	11- 2			
7- 0	0- 0	0- 0	HOME	0- 0	7- 0	6- 0			
6- 7	0- 1	0- 1	AWAY	0- 2	6- 3	5- 2			
1- 2	0- 0	0- 1	NEUTRAL	0- 1	1- 0	0- 0			
3- 7	0- 1	0- 2	NON-CONFERENCE	0- 3	3- 1	2- 1			
1- 0	0- 0	0- 0	HOME	0- 0	1- 0	1- 0			
1- 5	0- 1	0- 1	AWAY	0- 2	1- 1	1- 1			
1- 2	0- 0	0- 1	NEUTRAL	0- 1	1- 0	0- 0			
11- 2	0- 0	0- 0	CONFERENCE	0- 0	11- 2	9- 1			
6- 0	0- 0	0- 0	HOME	0- 0	6- 0	5- 0			
5- 2	0- 0	0- 0	AWAY	0- 0	5- 2	4- 1			
0- 0	0- 0	0- 0	NEUTRAL	0- 0	0- 0	0- 0			

RPI 1-25				RPI 26-50				RPI 51-100 Team's RPI: 88				RPI 101+			
RPI	S	Opponent	Score	RPI	S	Opponent	Score	RPI	S	Opponent	Score	RPI	S	Opponent	Score
20	A	Duke	51 68	33	N	Northern Colo.	57 65	59	N	Houston	68 75	139	A	Radford	45 52
				47	A	Michigan	50 74	69	A	James Madison	47 58	139	H	Radford	61 56
								81	A	Drake	68 96	176	N	Denver	82 69
												184	A	High Point	65 42
												223	A	UNC Asheville	41 48
												224	A	Gardner-Webb	85 60
												224	H	Gardner-Webb	59 41
												248	A	Campbell	46 33
												248	H	Campbell	60 42
												279	A	Presbyterian	76 64
												279	H	Presbyterian	63 55
												280	A	Old Dominion	63 55
												283	A	Massachusetts	61 64
												289	H	Valparaiso	61 40
												306	H	Charleston So.	63 53
												341	H	Winthrop	63 37
												347	A	Longwood	63 51

LAST 12 Division I GAMES:															
				81	A	Drake	68 96	139	H	Radford	61 56				
				139	A	Radford	45 52	347	A	Longwood	63 51				
				248	A	Campbell	46 33	248	H	Campbell	60 42				
				224	H	Gardner-Webb	59 41	223	A	UNC Asheville	41 48				
				279	H	Presbyterian	63 55	224	A	Gardner-Webb	85 60				
				184	A	High Point	65 42	341	H	Winthrop	63 37				

Non-Div I Games: Shippensburg 105 43 Limestone 68 38

Liberty

Average RPI Win: 295	WON-LOST RECORD	WINNING PCT. RANK	LAST 10 GAMES	STRENGTH OF SCHEDULE	OPP. STRENGTH OF SCHEDULE	TEAM RPI	ADJ. RPI	CONF. RPI	ADJ CONF. RPI
Average RPI Loss: 150									
DIV. I ONLY	10- 16	237	5- 5	290	249	264	264	22	22
DIV. I NON-CONF.	4- 11	279	1- 0	254	284	278	278	21	21

TOTALS	RPI 1-25	RPI 26-50	W-L RECORDS	RPI 51-100	RPI 101-999	RPI 201+			
10- 16	0- 0	0- 2	OVERALL	0- 4	10- 10	10- 5			
5- 7	0- 0	0- 1	HOME	0- 3	5- 3	5- 2			
5- 9	0- 0	0- 1	AWAY	0- 1	5- 7	5- 3			
0- 0	0- 0	0- 0	NEUTRAL	0- 0	0- 0	0- 0			
4- 11	0- 0	0- 1	NON-CONFERENCE	0- 2	4- 8	4- 4			
2- 4	0- 0	0- 0	HOME	0- 2	2- 2	2- 2			
2- 7	0- 0	0- 1	AWAY	0- 0	2- 6	2- 2			
0- 0	0- 0	0- 0	NEUTRAL	0- 0	0- 0	0- 0			
6- 5	0- 0	0- 1	CONFERENCE	0- 2	6- 2	6- 1			
3- 3	0- 0	0- 1	HOME	0- 1	3- 1	3- 0			
3- 2	0- 0	0- 0	AWAY	0- 1	3- 1	3- 1			
0- 0	0- 0	0- 0	NEUTRAL	0- 0	0- 0	0- 0			

RPI 1-25				RPI 26-50				RPI 51-100				RPI 101+				Team's RPI: 264	
RPI	S	Opponent	Score	RPI	S	Opponent	Score	RPI	S	Opponent	Score	RPI	S	Opponent	Score		
				40	A	Ball St.	46 84	78	H	Belmont	59 91	107	A	Butler	58 70		
				49	H	FGCU	54 68	85	H	Alabama	51 73	112	A	Saint Louis	57 101		
								89	A	Jacksonville	48 70	123	A	Middle Tenn.	48 72		
								89	H	Jacksonville	63 70	128	A	Vanderbilt	82 92		
												183	H	Stetson	55 59		
												208	H	Morehead St.	55 75		
												229	A	North Florida	73 69		
												229	H	North Florida	78 57		
												236	H	Austin Peay	63 71		
												253	A	Col. of Charleston	69 85		
												285	A	USC Upstate	64 80		
												285	H	USC Upstate	97 78		
												298	H	Murray St.	65 64		
												300	A	Tennessee Tech	61 57		
												301	A	Kennesaw St.	64 62		
												306	A	Charleston So.	58 54		
												317	H	Alabama A&M	66 50		
												332	A	Tennessee St.	64 71		
												343	A	NJIT	74 58		
												343	H	NJIT	66 58		
LAST 12 Division I GAMES:																	
				89	H	Jacksonville	63 70	49	H	FGCU	54 68						
				229	H	North Florida	78 57	183	H	Stetson	55 59						
				285	A	USC Upstate	64 80	229	A	North Florida	73 69						
				343	H	NJIT	66 58	89	A	Jacksonville	48 70						
				285	H	USC Upstate	97 78	301	A	Kennesaw St.	64 62						
				343	A	NJIT	74 58	317	H	Alabama A&M	66 50						

Non-Div I Games:

Lipscomb

Average RPI		Win: 219	WON-LOST RECORD	WINNING PCT. RANK	LAST 10 GAMES	STRENGTH OF SCHEDULE	OPP. STRENGTH OF SCHEDULE	TEAM RPI	ADJ. RPI	CONF. RPI	ADJ. CONF. RPI
Loss: 96											
DIV. I ONLY			15- 9	100	9- 1	176	114	118	118	23	23
DIV. I NON-CONF.			3- 8	268	0- 0	33	4	187	187	23	23
TOTALS		RPI 1-25		RPI 26-50		W-L RECORDS	RPI 51-100	RPI 101-999		RPI 201+	
15- 9	0- 2			1- 1		OVERALL	0- 2	14- 4		7- 0	
10- 3	0- 0			1- 1		HOME	0- 0	9- 2		3- 0	
5- 6	0- 2			0- 0		AWAY	0- 2	5- 2		4- 0	
0- 0	0- 0			0- 0		NEUTRAL	0- 0	0- 0		0- 0	
3- 8	0- 2			1- 1		NON-CONFERENCE	0- 2	2- 3		0- 0	
3- 3	0- 0			1- 1		HOME	0- 0	2- 2		0- 0	
0- 5	0- 2			0- 0		AWAY	0- 2	0- 1		0- 0	
0- 0	0- 0			0- 0		NEUTRAL	0- 0	0- 0		0- 0	
12- 1	0- 0			0- 0		CONFERENCE	0- 0	12- 1		7- 0	
7- 0	0- 0			0- 0		HOME	0- 0	7- 0		3- 0	
5- 1	0- 0			0- 0		AWAY	0- 0	5- 1		4- 0	
0- 0	0- 0			0- 0		NEUTRAL	0- 0	0- 0		0- 0	

RPI 1-25					
RPI	S	Opponent	Score		
3	A	Mississippi St.	48	86	
21	A	Texas A&M	49	66	

RPI 26-50					
RPI	S	Opponent	Score		
26	H	LSU	37	56	
29	H	Oklahoma	68	56	

RPI 51-100					
RPI	S	Opponent	Score		
86	A	Kansas St.	51	66	
93	A	Rice	51	58	

Team's RPI: 118					
RPI	S	Opponent	Score		
106	H	Missouri St.	63	51	
112	A	Saint Louis	45	48	
133	H	Texas St.	63	48	
137	A	South Ala.	47	35	
169	H	Louisiana	78	43	
171	H	Tulsa	61	74	
175	H	Louisiana Tech	49	58	
178	H	UT Arlington	59	57	
179	A	Troy	70	76	
190	H	Arkansas St.	53	43	
197	H	Memphis	86	57	
258	A	Appalachian St.	52	40	
266	A	Coastal Caro.	51	49	
320	A	Georgia St.	65	50	
320	H	Georgia St.	54	47	
321	A	Ga. Southern	64	34	
321	H	Ga. Southern	92	52	
338	H	La.-Monroe	57	37	

LAST 12 Division I GAMES:					
179	A	Troy	70	76	
137	A	South Ala.	47	35	
320	H	Georgia St.	54	47	
321	H	Ga. Southern	92	52	
266	A	Coastal Caro.	51	49	
258	A	Appalachian St.	52	40	
190	H	Arkansas St.	53	43	
133	H	Texas St.	63	48	
178	H	UT Arlington	59	57	
321	A	Ga. Southern	64	34	
320	A	Georgia St.	65	50	
338	H	La.-Monroe	57	37	

Non-Div I Games:

Li t t l e R o c k

■ Loss, ■ Non-Conf, S Site, H Home A Away N Neutral

Average RPI Win: 255		WON-LOST RECORD	WINNING PCT. RANK	LAST 10 GAMES	STRENGTH OF SCHEDULE	OPP. STRENGTH OF SCHEDULE	TEAM RPI	ADJ. RPI	CONF. RPI	ADJ. CONF. RPI
Average RPI Loss: 194										
DIV. I ONLY		3- 22	332	1- 9	228	260	319	319	21	21
DIV. I NON-CONF.		2- 12	306	0- 1	274	311	331	331	20	20
TOTALS		RPI 1-25	RPI 26-50	W-L RECORDS		RPI 51-100	RPI 101-999	RPI 201+		
3- 22	0- 1		0- 1	OVERALL		0- 2	3- 18	3- 13		
0- 10	0- 1		0- 0	HOME		0- 1	0- 8	0- 5		
3- 10	0- 0		0- 0	AWAY		0- 0	3- 0	3- 0		
0- 2	0- 0		0- 0	NEUTRAL		0- 0	0- 2	0- 1		
2- 12	0- 1		0- 1	NON-CONFERENCE		0- 0	2- 10	2- 8		
0- 6	0- 1		0- 0	HOME		0- 0	0- 5	0- 4		
2- 4	0- 0		0- 1	AWAY		0- 0	2- 3	2- 3		
0- 2	0- 0		0- 0	NEUTRAL		0- 0	0- 2	0- 1		
1- 10	0- 0		0- 0	CONFERENCE		0- 2	1- 8	1- 5		
0- 4	0- 0		0- 0	HOME		0- 1	0- 3	0- 1		
1- 6	0- 0		0- 0	AWAY		0- 1	1- 5	1- 4		
0- 0	0- 0		0- 0	NEUTRAL		0- 0	0- 0	0- 0		

RPI 1-25				RPI 26-50				RPI 51-100				RPI 101+				Team's RPI: 319	
RPI	S	Opponent	Score	RPI	S	Opponent	Score	RPI	S	Opponent	Score	RPI	S	Opponent	Score		
10	H	Tennessee	61 90	50	A	Southern California	60 75	67	A	UC Davis	49 79	152	H	Loyola Marymount	69 84		
								67	H	UC Davis	71 83	153	A	Cal Poly	61 70		
												153	H	Cal Poly	64 75		
												161	H	UC Irvine	81 100		
												193	N	Oral Roberts	58 64		
												206	A	UC Santa Barbara	44 51		
												206	H	UC Santa Barbara	74 90		
												209	A	San Diego	40 74		
												218	A	CSUN	59 51		
												227	A	UC Riverside	53 77		
												232	H	Pepperdine	71 83		
												239	H	New Mexico St.	63 72		
												242	H	Montana St.	51 62		
												246	A	Montana	60 67		
												251	H	Illinois St.	51 59		
												254	A	Hawaii	66 74		
												270	A	Grand Canyon	65 63		
												277	A	Arizona	80 72		
												282	N	VCU	59 69		
												316	A	Cal St. Fullerton	61 67		
												343	A	NJIT	57 73		
LAST 12 Division I GAMES:																	
67	A	UC Davis	49 79	206	H	UC Santa Barbara	74 90										
153	A	Cal Poly	61 70	254	A	Hawaii	66 74										
218	A	CSUN	59 51	316	A	Cal St. Fullerton	61 67										
161	H	UC Irvine	81 100	227	A	UC Riverside	53 77										
67	H	UC Davis	71 83	206	A	UC Santa Barbara	44 51										
153	H	Cal Poly	64 75	282	N	VCU	59 69										

Non-Div I Games:

Long Beach St.

RPI 1-25				RPI 26-50				RPI 51-100				RPI 101+				Team's RPI: 347	
RPI	S	Opponent	Score	RPI	S	Opponent	Score	RPI	S	Opponent	Score	RPI	S	Opponent	Score		
								88	H	Li berty	51	63	111	A	George Mason	41	60
													139	H	Radford	33	52
													184	A	Hi gh Poi nt	41	62
													184	H	Hi gh Poi nt	39	75
													204	H	Norfol k St.	45	64
													210	A	Eastern Mi ch.	44	73
													223	A	UNC Ashevi lle	52	82
													224	A	Gardner-Webb	41	52
													224	H	Gardner-Webb	54	61
													248	A	Campbel l	48	58
													276	H	Fai rlei gh Di cki nson	52	72
													279	A	Presbyteri an	75	60
													279	H	Presbyteri an	66	56
													289	H	Val parai so	68	81
													306	A	Charleston So.	57	73
													306	H	Charleston So.	61	78
													324	A	Marshal l	45	90
													325	A	Wagner	43	60
													329	A	Del aware St.	56	60
													333	A	N. C. Central	75	87
													341	A	Wi nthrop	60	69
													345	H	UMass Lowel l	84	82
LAST 12 Di vi si on I GAMES:																	
				224	A	Gardner-Webb	41	52	88	H	Li berty	51	63				
				279	A	Presbyteri an	75	60	184	A	Hi gh Poi nt	41	62				
				184	H	Hi gh Poi nt	39	75	139	H	Radford	33	52				
				306	H	Charleston So.	61	78	223	A	UNC Ashevi lle	52	82				
				341	A	Wi nthrop	60	69	224	H	Gardner-Webb	54	61				
				248	A	Campbel l	48	58	279	H	Presbyteri an	66	56				

Longwood

Average RPI Win: 269	WON-LOST RECORD	WINNING PCT. RANK	LAST 10 GAMES	STRENGTH OF SCHEDULE	OPP. STRENGTH OF SCHEDULE	TEAM RPI	ADJ. RPI	CONF. RPI	ADJ CONF. RPI
Average RPI Loss: 97									
DIV. I ONLY	13- 11	148	6- 4	193	202	169	169	23	23
DIV. I NON-CONF.	5- 6	187	0- 0	89	107	141	141	23	23

TOTALS	RPI 1-25	RPI 26-50	W-L RECORDS	RPI 51-100	RPI 101-999	RPI 201+			
13- 11	0- 2	0- 1	OVERALL	0- 1	13- 7	11- 0			
6- 4	0- 0	0- 0	HOME	0- 0	6- 4	6- 0			
6- 5	0- 1	0- 0	AWAY	0- 1	6- 1	4- 0			
1- 2	0- 1	0- 0	NEUTRAL	0- 0	1- 1	1- 0			
5- 6	0- 2	0- 1	NON-CONFERENCE	0- 1	5- 2	5- 0			
3- 1	0- 0	0- 0	HOME	0- 0	3- 1	3- 0			
1- 3	0- 1	0- 1	AWAY	0- 1	1- 0	1- 0			
1- 2	0- 1	0- 0	NEUTRAL	0- 0	1- 1	1- 0			
8- 5	0- 0	0- 0	CONFERENCE	0- 0	8- 5	6- 0			
3- 3	0- 0	0- 0	HOME	0- 0	3- 3	3- 0			
5- 2	0- 0	0- 0	AWAY	0- 0	5- 2	3- 0			
0- 0	0- 0	0- 0	NEUTRAL	0- 0	0- 0	0- 0			

RPI 1-25				RPI 26-50				RPI 51-100				RPI 101+ Team's RPI: 169			
RPI	S	Opponent	Score	RPI	S	Opponent	Score	RPI	S	Opponent	Score	RPI	S	Opponent	Score
3	N	Mississippi St.	37 94	26	A	LSU	45 60	62	A	Toledo	55 79	102	H	Auburn	60 70
21	A	Texas A&M	62 83									110	N	Cleveland St.	45 54
												118	A	Little Rock	43 78
												133	A	Texas St.	65 58
												133	H	Texas St.	53 56
												137	H	South Ala.	57 72
												178	A	UT Arlington	61 63
												179	H	Troy	55 62
												190	A	Arkansas St.	77 75
												226	H	New Orleans	66 57
												241	N	Niagara	68 52
												258	H	Appalachian St.	61 45
												263	H	McNeese	98 86
												266	H	Coastal Caro.	59 55
												296	A	Southeastern La.	68 56
												304	H	Alcorn	67 47
												320	A	Georgia St.	75 60
												321	A	Ga. Southern	58 48
												338	A	La. -Monroe	76 48
												338	H	La. -Monroe	63 55

LAST 12 Division I GAMES:															
133	H	Texas St.	53 56	133	A	Texas St.	65 58								
321	A	Ga. Southern	58 48	178	A	UT Arlington	61 63								
320	A	Georgia St.	75 60	338	H	La. -Monroe	63 55								
338	A	La. -Monroe	76 48	266	H	Coastal Caro.	59 55								
179	H	Troy	55 62	258	H	Appalachian St.	61 45								
137	H	South Ala.	57 72	190	A	Arkansas St.	77 75								

Non-Div I Games: Dillard 53 60

Louisiana

Average RPI Win:	223	WON-LOST	WINNING	LAST 10	STRENGTH OF	OPP. STRENGTH	TEAM	ADJ.	CONF.	ADJ CONF.
Average RPI Loss:	150	RECORD	PCT. RANK	GAMES	SCHEDULE	OF SCHEDULE	RPI	RPI	RPI	RPI

DIV. I ONLY	15- 10	116	5- 5	232	195	175	175	18	18
DIV. I NON-CONF.	8- 4	87	0- 0	292	177	176	176	19	19

TOTALS	RPI 1-25	RPI 26-50	W-L RECORDS	RPI 51-100	RPI 101-999	RPI 201+			
15- 10	0- 1	0- 1	OVERALL	2- 1	13- 7	9- 3			
10- 4	0- 0	0- 1	HOME	1- 1	9- 2	8- 0			
4- 5	0- 1	0- 0	AWAY	0- 0	4- 4	1- 2			
1- 1	0- 0	0- 0	NEUTRAL	1- 0	0- 1	0- 1			
8- 4	0- 1	0- 0	NON-CONFERENCE	1- 0	7- 3	5- 1			
6- 1	0- 0	0- 0	HOME	0- 0	6- 1	5- 0			
1- 2	0- 1	0- 0	AWAY	0- 0	1- 1	0- 0			
1- 1	0- 0	0- 0	NEUTRAL	1- 0	0- 1	0- 1			
7- 6	0- 0	0- 1	CONFERENCE	1- 1	6- 4	4- 2			
4- 3	0- 0	0- 1	HOME	1- 1	3- 1	3- 0			
3- 3	0- 0	0- 0	AWAY	0- 0	3- 3	1- 2			
0- 0	0- 0	0- 0	NEUTRAL	0- 0	0- 0	0- 0			

RPI 1-25				RPI 26-50				RPI 51-100				RPI 101+ Team's RPI: 175			
RPI	S	Opponent	Score	RPI	S	Opponent	Score	RPI	S	Opponent	Score	RPI	S	Opponent	Score
11	A	Texas	54 88	44	H	Western Ky.	64 74	68	H	UAB	61 66	102	A	Auburn	59 75
								82	N	Penn St.	71 59	118	A	Little Rock	58 49
								93	H	Rice	75 55	123	A	Middle Tenn.	66 49
												136	H	Clemson	47 55
												151	A	UTEP	65 62
												170	H	Charlotte	51 64
												197	H	Memphis	65 40
												199	A	Southern Miss.	50 65
												215	H	North Texas	61 53
												225	A	Fla. Atlantic	72 86
												237	H	Grambling	64 53
												241	N	Niagara	67 73
												263	H	McNeese	78 62
												280	H	Old Dominion	59 45
												294	H	UTSA	63 55
												304	H	Alcorn	87 50
												308	A	FIU	54 57
												323	H	Houston Baptist	85 62
												324	A	Marshall	74 65
												338	H	La. -Monroe	71 49
LAST 12 Division I GAMES:															
170	H	Charlotte	51 64	280	H	Old Dominion	59 45								
151	A	UTEP	65 62	225	A	Fla. Atlantic	72 86								
93	H	Rice	75 55	308	A	FIU	54 57								
68	H	UAB	61 66	324	A	Marshall	74 65								
123	A	Middle Tenn.	66 49	199	A	Southern Miss.	50 65								
44	H	Western Ky.	64 74	294	H	UTSA	63 55								

Non-Div I Games: LSU-Alexandria 87 47

Average RPI	Win:	108	WON-LOST	WINNING	LAST 10	STRENGTH OF	OPP. STRENGTH	TEAM	ADJ.	CONF.	ADJ CONF.
Average RPI	Loss:	4	RECORD	PCT. RANK	GAMES	SCHEDULE	OF SCHEDULE	RPI	RPI	RPI	RPI
DIV. I ONLY		26- 2	4	8- 2	20	1	4	4	1	1	
DIV. I NON-CONF.		14- 1	5	0- 1	81	9	8	8	1	1	

TOTALS	RPI 1-25		RPI 26-50		W-L RECORDS	RPI 51-100		RPI 101-999		RPI 201+	
26- 2	5- 2		4- 0		OVERALL	7- 0		10- 0		4- 0	
14- 1	3- 1		1- 0		HOME	3- 0		7- 0		3- 0	
12- 1	2- 1		3- 0		AWAY	4- 0		3- 0		1- 0	
0- 0	0- 0		0- 0		NEUTRAL	0- 0		0- 0		0- 0	
14- 1	2- 1		2- 0		NON-CONFERENCE	3- 0		7- 0		4- 0	
9- 0	1- 0		1- 0		HOME	1- 0		6- 0		3- 0	
5- 1	1- 1		1- 0		AWAY	2- 0		1- 0		1- 0	
0- 0	0- 0		0- 0		NEUTRAL	0- 0		0- 0		0- 0	
12- 1	3- 1		2- 0		CONFERENCE	4- 0		3- 0		0- 0	
5- 1	2- 1		0- 0		HOME	2- 0		1- 0		0- 0	
7- 0	1- 0		2- 0		AWAY	2- 0		2- 0		0- 0	
0- 0	0- 0		0- 0		NEUTRAL	0- 0		0- 0		0- 0	

RPI	S	Opponent	Score	RPI	S	Opponent	Score	RPI	S	Opponent	Score	RPI	S	Opponent	Score
1	A	UConn	58 69	30	A	Virginia	77 41	51	A	Miami (FL)	84 74	123	H	Middle Tenn.	80 26
2	H	Notre Dame	100 67	31	A	Syracuse	84 77	62	H	Tol edo	90 55	128	H	Vanderbilt	79 57
6	H	Florida St.	49 50	35	A	South Dakota St.	68 64	64	A	Georgi a Tech	74 71	136	H	Clemson	65 46
7	A	Ohio St.	95 90	47	H	Michigan	74 49	66	A	Indiana	72 59	166	A	Pittsburgh	77 51
8	H	Oregon	74 61					73	H	Virginia Tech	67 56	181	H	UT Martin	91 56
19	A	NC State	55 47					95	A	Kentucky	87 63	201	A	Boston College	87 52
20	H	Duke	66 60					98	H	Wake Forest	89 52	228	H	Southeast Mo. St.	80 40
												298	H	Murray St.	115 51
												307	A	Air Force	62 50
												332	H	Tennessee St.	95 56

LAST 12 Division I GAMES:															
201	A	Boston College	87 52	51	A	Miami (FL)	84 74	1	A	UConn	58 69	6	H	Florida St.	49 50
136	H	Clemson	65 46	166	A	Pittsburgh	77 51	2	H	Notre Dame	100 67	73	H	Virginia Tech	67 56
31	A	Syracuse	84 77	2	H	Notre Dame	100 67	20	H	Duke	66 60				
30	A	Virginia	77 41												
98	H	Wake Forest	89 52												

Non-Div I Games:

Louisville

Average RPI Win:	306	WON-LOST	WINNING	LAST 10	STRENGTH OF	OPP. STRENGTH	TEAM	ADJ.	CONF.	ADJ CONF.
Average RPI Loss:	158	RECORD	PCT. RANK	GAMES	SCHEDULE	OF SCHEDULE	RPI	RPI	RPI	RPI
DIV. I ONLY	5- 19	312	3- 7	256	209	309	309	24	24	
DIV. I NON-CONF.	2- 9	295	0- 0	231	102	287	287	22	22	
<hr/>										
TOTALS	RPI 1-25	RPI 26-50	W-L RECORDS	RPI 51-100	RPI 101-999	RPI 201+				
5- 19	0- 1	0- 2	OVERALL	0- 1	5- 15	5- 6				
3- 7	0- 1	0- 0	HOME	0- 0	3- 6	3- 3				
2- 12	0- 0	0- 2	AWAY	0- 1	2- 9	2- 3				
0- 0	0- 0	0- 0	NEUTRAL	0- 0	0- 0	0- 0				
2- 9	0- 1	0- 2	NON-CONFERENCE	0- 0	2- 6	2- 1				
1- 3	0- 1	0- 0	HOME	0- 0	1- 2	1- 0				
1- 6	0- 0	0- 2	AWAY	0- 0	1- 4	1- 1				
0- 0	0- 0	0- 0	NEUTRAL	0- 0	0- 0	0- 0				
3- 10	0- 0	0- 0	CONFERENCE	0- 1	3- 9	3- 5				
2- 4	0- 0	0- 0	HOME	0- 0	2- 4	2- 3				
1- 6	0- 0	0- 0	AWAY	0- 1	1- 5	1- 2				
0- 0	0- 0	0- 0	NEUTRAL	0- 0	0- 0	0- 0				

RPI 1-25				RPI 26-50				RPI 51-100				RPI 101+				Team's RPI: 309
RPI	S	Opponent	Score	RPI	S	Opponent	Score	RPI	S	Opponent	Score	RPI	S	Opponent	Score	
13	H	Green Bay	39 76	28	A	Marquette	30 92	81	A	Drake	46 72	106	A	Missouri St.	36 75	
				32	A	DePaul	47 88					106	H	Missouri St.	58 69	
												107	A	Butler	52 64	
												109	H	Western Mich.	47 65	
												122	A	Milwaukee	41 63	
												127	A	Northern Ill.	71 80	
												144	A	Southern Ill.	46 62	
												150	A	UNI	41 70	
												182	H	Youngstown St.	49 73	
												251	A	Illinois St.	49 57	
												251	H	Illinois St.	62 59	
												255	A	Bradley	71 61	
												255	H	Bradley	57 59	
												273	H	Indiana St.	65 73	
												289	A	Valparaiso	60 76	
												289	H	Valparaiso	53 63	
												331	A	Fort Wayne	70 79	
												335	H	Ill.-Chicago	57 55	
												340	A	Chicago St.	46 28	
												349	H	Evansville	82 63	
<hr/>																
LAST 12 Division I GAMES:																
106	H	Missouri St.	58 69	106	A	Missouri St.	36 75									
289	H	Valparaiso	53 63	144	A	Southern Ill.	46 62									
255	A	Bradley	71 61	289	A	Valparaiso	60 76									
251	A	Illinois St.	49 57	251	H	Illinois St.	62 59									
349	H	Evansville	82 63	255	H	Bradley	57 59									
273	H	Indiana St.	65 73	81	A	Drake	46 72									

Non-Div I Games:

Loyol a Chi cago

Average RPI Win:	221	WON-LOST	WINNING	LAST 10	STRENGTH OF	OPP. STRENGTH	TEAM	ADJ.	CONF.	ADJ CONF.
Average RPI Loss:	149	RECORD	PCT. RANK	GAMES	SCHEDULE	OF SCHEDULE	RPI	RPI	RPI	RPI
DIV. I ONLY	7- 18	284	4- 6	107	224	235	235	15	15	
DIV. I NON-CONF.	2- 9	295	0- 0	108	274	262	262	18	18	

TOTALS	RPI 1-25	RPI 26-50	W-L RECORDS	RPI 51-100	RPI 101-999	RPI 201+				
7- 18	0- 1	0- 1	OVERALL	0- 3	7- 13	5- 5				
4- 7	0- 0	0- 0	HOME	0- 1	4- 6	3- 2				
3- 11	0- 1	0- 1	AWAY	0- 2	3- 7	2- 3				
0- 0	0- 0	0- 0	NEUTRAL	0- 0	0- 0	0- 0				
2- 9	0- 1	0- 1	NON-CONFERENCE	0- 0	2- 7	2- 3				
1- 3	0- 0	0- 0	HOME	0- 0	1- 3	1- 1				
1- 6	0- 1	0- 1	AWAY	0- 0	1- 4	1- 2				
0- 0	0- 0	0- 0	NEUTRAL	0- 0	0- 0	0- 0				
5- 9	0- 0	0- 0	CONFERENCE	0- 3	5- 6	3- 2				
3- 4	0- 0	0- 0	HOME	0- 1	3- 3	2- 1				
2- 5	0- 0	0- 0	AWAY	0- 2	2- 3	1- 1				
0- 0	0- 0	0- 0	NEUTRAL	0- 0	0- 0	0- 0				

RPI 1-25				RPI 26-50				RPI 51-100				RPI 101+ Team's RPI: 235			
RPI	S	Opponent	Score	RPI	S	Opponent	Score	RPI	S	Opponent	Score	RPI	S	Opponent	Score
18	A	Maryl and	45 114	28	A	Marquette	63 83	55	A	American	56 69	111	H	George Mason	72 80
								55	H	American	58 71	117	H	Georgetown	54 72
								79	A	Navy	44 73	124	A	Bucknell I	68 65
												124	H	Bucknell I	69 74
												125	A	Delaware	38 71
												157	A	William & Mary	49 70
												173	A	Army West Point	47 62
												173	H	Army West Point	62 69
												189	H	Lehigh	67 64
												195	A	Boston U.	56 75
												204	A	Norfolk St.	61 58
												234	A	Lafayette	54 65
												234	H	Lafayette	64 73
												249	A	Holy Cross	65 58
												249	H	Holy Cross	77 60
												262	H	Towson	67 76
												265	H	Colgate	70 55
												267	H	Cornell	78 63
												269	A	St. Francis Brooklyn	47 64
												274	A	Mt. St. Mary's	63 71

LAST 12 Division I GAMES:															
124	H	Bucknell I	69 74	265	H	Colgate	70 55	124	A	Bucknell I	68 65				
234	H	Lafayette	64 73	234	A	Lafayette	54 65	234	A	Lafayette	54 65				
55	A	American	56 69	55	H	American	58 71	55	H	American	58 71				
249	A	Holy Cross	65 58	249	H	Holy Cross	77 60	249	H	Holy Cross	77 60				
173	A	Army West Point	47 62	195	A	Boston U.	56 75								
189	H	Lehigh	67 64												

Non-Div I Games:

Loyola Maryl and

Average RPI Win:	207	WON-LOST	WINNING	LAST 10	STRENGTH OF	OPP. STRENGTH	TEAM	ADJ.	CONF.	ADJ CONF.
Average RPI Loss:	140	RECORD	PCT. RANK	GAMES	SCHEDULE	OF SCHEDULE	RPI	RPI	RPI	RPI
DIV. I ONLY	15- 10	116	5- 5	229	121	152	152	13	13	
DIV. I NON-CONF.	7- 3	74	0- 0	300	117	157	157	11	11	

TOTALS	RPI 1-25	RPI 26-50	W-L RECORDS	RPI 51-100	RPI 101-999	RPI 201+				
15- 10	0- 0	0- 3	OVERALL	3- 0	12- 7	10- 3				
8- 5	0- 0	0- 2	HOME	2- 0	6- 3	5- 2				
7- 5	0- 0	0- 1	AWAY	1- 0	6- 4	5- 1				
0- 0	0- 0	0- 0	NEUTRAL	0- 0	0- 0	0- 0				
7- 3	0- 0	0- 1	NON-CONFERENCE	1- 0	6- 2	5- 1				
4- 2	0- 0	0- 1	HOME	1- 0	3- 1	3- 1				
3- 1	0- 0	0- 0	AWAY	0- 0	3- 1	2- 0				
0- 0	0- 0	0- 0	NEUTRAL	0- 0	0- 0	0- 0				
8- 7	0- 0	0- 2	CONFERENCE	2- 0	6- 5	5- 2				
4- 3	0- 0	0- 1	HOME	1- 0	3- 2	2- 1				
4- 4	0- 0	0- 1	AWAY	1- 0	3- 3	3- 1				
0- 0	0- 0	0- 0	NEUTRAL	0- 0	0- 0	0- 0				

RPI 1-25				RPI 26-50				RPI 51-100				RPI 101+				Team's RPI: 152
RPI	S	Opponent	Score	RPI	S	Opponent	Score	RPI	S	Opponent	Score	RPI	S	Opponent	Score	
				45	A	Gonzaga	67 77	72	A	Saint Mary's (CA)	75 65	112	A	Saint Louis	62 60	
				45	H	Gonzaga	69 75	72	H	Saint Mary's (CA)	69 57	129	A	BYU	52 62	
				50	H	Southern Cal i forni a	70 80	90	H	Mi ami (OH)	84 71	129	H	BYU	55 67	
												154	A	San Francisco	60 78	
												164	H	Paci fi c	75 60	
												186	A	SMU	60 63	
												206	H	UC Santa Barbara	67 61	
												209	A	San Diego	67 53	
												209	H	San Diego	54 60	
												210	H	Eastern Mi ch.	73 64	
												218	H	CSUN	68 75	
												227	A	UC Ri versi de	67 59	
												232	A	Pepperdi ne	74 85	
												232	H	Pepperdi ne	75 60	
												277	H	Ari zona	84 70	
												286	A	Santa Clara	65 51	
												313	A	Portl and	63 60	
												313	H	Portl and	76 55	
												319	A	Long Beach St.	84 69	

LAST 12 Division I GAMES:																
				45	H	Gonzaga	69 75	232	H	Pepperdi ne	75 60					
				232	A	Pepperdi ne	74 85	313	A	Portl and	63 60					
				72	A	Saint Mary' s (CA)	75 65	129	H	BYU	55 67					
				313	H	Portl and	76 55	209	H	San Di ego	54 60					
				129	A	BYU	52 62	154	A	San Franci sco	60 78					
				209	A	San Di ego	67 53	45	A	Gonzaga	67 77					

Non-Div I Games: Cal St. Dom. Hills 84 52

Loyola Marymount

M
a
i
n
e

M
a
i
n
e

Mai ne

Page 155

Average RPI Win:	292	WON-LOST	WINNING	LAST 10	STRENGTH OF	OPP. STRENGTH	TEAM	ADJ.	CONF.	ADJ CONF.
Average RPI Loss:	165	RECORD	PCT. RANK	GAMES	SCHEDULE	OF SCHEDULE	RPI	RPI	RPI	RPI
DIV. I ONLY	10- 16	237	4- 6	251	285	256	256	28	28	
DIV. I NON-CONF.	3- 8	268	0- 0	104	244	220	220	26	26	
<hr/>										
TOTALS	RPI 1-25	RPI 26-50	W-L RECORDS	RPI 51-100	RPI 101-999	RPI 201+				
10- 16	0- 0	0- 2	OVERALL	0- 4	10- 10	10- 6				
7- 4	0- 0	0- 0	HOME	0- 3	7- 1	7- 0				
2- 12	0- 0	0- 2	AWAY	0- 1	2- 9	2- 6				
1- 0	0- 0	0- 0	NEUTRAL	0- 0	1- 0	1- 0				
3- 8	0- 0	0- 2	NON-CONFERENCE	0- 3	3- 3	3- 2				
1- 2	0- 0	0- 0	HOME	0- 2	1- 0	1- 0				
1- 6	0- 0	0- 2	AWAY	0- 1	1- 3	1- 2				
1- 0	0- 0	0- 0	NEUTRAL	0- 0	1- 0	1- 0				
7- 8	0- 0	0- 0	CONFERENCE	0- 1	7- 7	7- 4				
6- 2	0- 0	0- 0	HOME	0- 1	6- 1	6- 0				
1- 6	0- 0	0- 0	AWAY	0- 0	1- 6	1- 4				
0- 0	0- 0	0- 0	NEUTRAL	0- 0	0- 0	0- 0				

RPI 1-25				RPI 26-50				RPI 51-100				RPI 101+ Team's RPI: 256			
RPI	S	Opponent	Score	RPI	S	Opponent	Score	RPI	S	Opponent	Score	RPI	S	Opponent	Score
				30	A	Vi rgi ni a	47 69	53	H	Qui nni pi ac	64 80	159	A	Mari st	40 65
				39	A	Cal i forni a	66 87	76	H	Fordham	48 54	177	A	New Hampshi re	55 68
								80	H	Al bany (NY)	56 62	187	A	Si ena	51 56
								82	A	Penn St.	46 78	187	H	Si ena	54 56
												203	A	Stony Brook	59 74
												241	A	Ni agara	64 65
												241	H	Ni agara	82 64
												260	A	Fai rfi el d	52 55
												260	H	Fai rfi el d	55 44
												269	H	St. Franci s Brookl yn	57 54
												281	A	Ri der	51 67
												284	A	LIU Brookl yn	72 38
												287	A	Can i si us	59 56
												287	H	Can i si us	58 39
												290	A	Sacred Heart	61 65
												299	A	Monmouth	59 63
												299	H	Monmouth	63 53
												305 N	Coppi n St.	74 56	
												336	H	I ona	67 63
												348	H	Saint Peter' s	76 64
LAST 12 Di vi si on I GAMES:															
				187	H	Si ena	54 56	299	H	Monmouth	63 53				
				299	A	Monmouth	59 63	187	A	Si ena	51 56				
				260	H	Fai rfi el d	55 44	336	H	I ona	67 63				
				241	H	Ni agara	82 64	241	A	Ni agara	64 65				
				260	A	Fai rfi el d	52 55	287	A	Can i si us	59 56				
				281	A	Ri der	51 67	159	A	Mari st	40 65				

Non-Div I Games:

Manhattan

Average RPI Win:	275	WON-LOST	WINNING	LAST 10	STRENGTH OF	OPP. STRENGTH	TEAM	ADJ.	CONF.	ADJ CONF.
Average RPI Loss:	119	RECORD	PCT. RANK	GAMES	SCHEDULE	OF SCHEDULE	RPI	RPI	RPI	RPI
DIV. I ONLY	17- 10	98	9- 1	280	257	159	159	28	28	
DIV. I NON-CONF.	4- 8	239	0- 0	204	134	237	237	26	26	

TOTALS	RPI 1-25	RPI 26-50	W-L RECORDS	RPI 51-100	RPI 101-999	RPI 201+				
17- 10	0- 0	0- 2	OVERALL	0- 3	17- 5	15- 1				
9- 2	0- 0	0- 0	HOME	0- 2	9- 0	8- 0				
8- 6	0- 0	0- 0	AWAY	0- 1	8- 5	7- 1				
0- 2	0- 0	0- 2	NEUTRAL	0- 0	0- 0	0- 0				
4- 8	0- 0	0- 2	NON-CONFERENCE	0- 2	4- 4	3- 1				
2- 2	0- 0	0- 0	HOME	0- 2	2- 0	2- 0				
2- 4	0- 0	0- 0	AWAY	0- 0	2- 4	1- 1				
0- 2	0- 0	0- 2	NEUTRAL	0- 0	0- 0	0- 0				
13- 2	0- 0	0- 0	CONFERENCE	0- 1	13- 1	12- 0				
7- 0	0- 0	0- 0	HOME	0- 0	7- 0	6- 0				
6- 2	0- 0	0- 0	AWAY	0- 1	6- 1	6- 0				
0- 0	0- 0	0- 0	NEUTRAL	0- 0	0- 0	0- 0				

RPI 1-25				RPI 26-50				RPI 51-100				RPI 101+ Team's RPI: 159			
RPI	S	Opponent	Score	RPI	S	Opponent	Score	RPI	S	Opponent	Score	RPI	S	Opponent	Score
				42	N	Purdue	47 61	53	A	Qui nni pi ac	56 62	103	A	Seton Hal l	60 85
				50	N	Southern Cal i forni a	57 78	79	H	Navy	70 77	135	A	Northeastern	72 78
								99	H	Dartmouth	51 60	187	A	Si ena	53 58
												187	H	Si ena	73 54
												191	A	Templ e	77 83
												195	A	Boston U.	80 52
												241	A	Ni agara	84 78
												249	H	Hol y Cross	85 74
												254	A	Hawai i	63 70
												256	H	Manhattan	65 40
												260	A	Fai rfi el d	48 34
												260	H	Fai rfi el d	71 63
												281	A	Ri der	80 69
												281	H	Ri der	68 67
												283	A	Massachusetts	88 60
												287	A	Can i si us	78 53
												287	H	Can i si us	58 47
												299	A	Monmouth	85 57
												299	H	Monmouth	69 46
												330	H	Rhode Isl and	64 42
												336	H	I ona	75 55
												348	A	Saint Peter's	86 53
LAST 12 Di vi si on I GAMES:															
				260	A	Fai rfi el d	48 34					241	A	Ni agara	84 78
				287	H	Can i si us	58 47					281	H	Ri der	68 67
				299	A	Monmouth	85 57					187	A	Si ena	53 58
				187	H	Si ena	73 54					260	H	Fai rfi el d	71 63
				336	H	I ona	75 55					53	A	Qui nni pi ac	56 62
				287	A	Can i si us	78 53					256	H	Manhattan	65 40

Non-Di v I Games:

Marist

Average RPI	Win:	145	WON-LOST	WINNING	LAST 10	STRENGTH OF	OPP. STRENGTH	TEAM	ADJ.	CONF.	ADJ CONF.
Average RPI	Loss:	44	RECORD	PCT. RANK	GAMES	SCHEDULE	OF SCHEDULE	RPI	RPI	RPI	RPI
DIV. I ONLY		18- 8		71	7- 3	33	44	28	28	6	6
DIV. I NON-CONF.		6- 5		153	0- 0	36	46	60	60	6	6

TOTALS	RPI 1-25		RPI 26-50		W-L RECORDS	RPI 51-100		RPI 101-999		RPI 201+	
18- 8	2- 3		2- 3		OVERALL	1- 1		13- 1		7- 0	
11- 1	1- 0		1- 1		HOME	1- 0		8- 0		4- 0	
6- 6	1- 2		1- 2		AWAY	0- 1		4- 1		2- 0	
1- 1	0- 1		0- 0		NEUTRAL	0- 0		1- 0		1- 0	
6- 5	0- 3		0- 1		NON-CONFERENCE	0- 1		6- 0		3- 0	
4- 0	0- 0		0- 0		HOME	0- 0		4- 0		2- 0	
1- 4	0- 2		0- 1		AWAY	0- 1		1- 0		0- 0	
1- 1	0- 1		0- 0		NEUTRAL	0- 0		1- 0		1- 0	
12- 3	2- 0		2- 2		CONFERENCE	1- 0		7- 1		4- 0	
7- 1	1- 0		1- 1		HOME	1- 0		4- 0		2- 0	
5- 2	1- 0		1- 1		AWAY	0- 0		3- 1		2- 0	
0- 0	0- 0		0- 0		NEUTRAL	0- 0		0- 0		0- 0	

RPI 1-25				RPI 26-50				Team's RPI: 28				RPI 51-100				RPI 101+			
RPI	S	Opponent	Score	RPI	S	Opponent	Score	RPI	S	Opponent	Score	RPI	S	Opponent	Score	RPI	S	Opponent	Score
2	A	Notre Dame	85 91	32	A	DePaul	83 95	52	H	St. John's (NY)	74 72	103	H	Seton Hall	97 84				
10	N	Tennessee	99 101	32	H	DePaul	93 81	87	A	New Mexico	87 88	107	A	Butler	78 59				
13	A	Green Bay	55 63	43	A	Creighton	92 77					107	H	Butler	69 67				
23	A	Villanova	67 57	43	H	Creighton	73 74					117	A	Georgetown	58 85				
23	H	Villanova	90 69	47	A	Michigan	76 82					122	A	Milwaukee	83 68				
												173	H	Army West Point	83 53				
												188	H	Wisconsin	88 65				
												207	A	Providence	77 60				
												207	H	Providence	94 61				
												214	A	Xavier	80 63				
												214	H	Xavier	88 67				
												235	H	Loyola Maryland	83 63				
												246	N	Montana	87 68				
												309	H	Loyola Chicago	92 30				
LAST 12 Division I GAMES:																			
23	H	Villanova	90 69	23	A	Villanova	67 57												
107	A	Butler	78 59	117	A	Georgetown	58 85												
214	A	Xavier	80 63	214	H	Xavier	88 67												
43	H	Creighton	73 74	107	H	Butler	69 67												
207	H	Providence	94 61	207	A	Providence	77 60												
32	A	DePaul	83 95	43	A	Creighton	92 77												

Average RPI Win:	290	WON-LOST	WINNING	LAST 10	STRENGTH OF	OPP. STRENGTH	TEAM	ADJ.	CONF.	ADJ CONF.
Average RPI Loss:	166	RECORD	PCT. RANK	GAMES	SCHEDULE	OF SCHEDULE	RPI	RPI	RPI	RPI
DIV. I ONLY	6- 17	296	2- 8	305	171	324	324	18	18	
DIV. I NON-CONF.	4- 7	226	0- 0	328	181	315	315	19	19	

TOTALS	RPI 1-25	RPI 26-50	W-L RECORDS	RPI 51-100	RPI 101-999	RPI 201+				
6- 17	0- 0	0- 1	OVERALL	0- 4	6- 12	5- 5				
5- 9	0- 0	0- 1	HOME	0- 3	5- 5	4- 2				
1- 8	0- 0	0- 0	AWAY	0- 1	1- 7	1- 3				
0- 0	0- 0	0- 0	NEUTRAL	0- 0	0- 0	0- 0				
4- 7	0- 0	0- 0	NON-CONFERENCE	0- 3	4- 4	4- 1				
3- 4	0- 0	0- 0	HOME	0- 2	3- 2	3- 1				
1- 3	0- 0	0- 0	AWAY	0- 1	1- 2	1- 0				
0- 0	0- 0	0- 0	NEUTRAL	0- 0	0- 0	0- 0				
2- 10	0- 0	0- 1	CONFERENCE	0- 1	2- 8	1- 4				
2- 5	0- 0	0- 1	HOME	0- 1	2- 3	1- 1				
0- 5	0- 0	0- 0	AWAY	0- 0	0- 5	0- 3				
0- 0	0- 0	0- 0	NEUTRAL	0- 0	0- 0	0- 0				

RPI S Opponent	Score	RPI S Opponent	Score	RPI S Opponent	Score	RPI S Opponent	Score
44 H Western Ky.	66 86	68 H UAB	62 69	110 A Cleveland St.	76 85	123 H Middle Tenn.	57 73
		82 H Penn St.	65 80	144 H Southern Ill.	59 64	151 H UTEP	66 64
		83 H Ohio	52 54	160 A Florida	69 74	170 A Charlotte	61 67
		95 A Kentucky	39 69	175 H Louisiana Tech	65 74	199 A Southern Miss.	61 70
				225 A Fla. Atlantic	59 79	258 H Appalachian St.	54 56
				259 H Morgan St.	73 68	280 A Old Dominion	53 69
				294 H UTSA	59 72	308 A FIU	54 67
				308 H FIU	78 75	332 A Tennessee St.	71 65
						341 H Wintthrop	70 40
						347 H Longwood	90 45
LAST 12 Division I GAMES:							
151 H UTEP	66 64	123 H Middle Tenn.	57 73				
68 H UAB	62 69	44 H Western Ky.	66 86				
294 H UTSA	59 72	280 A Old Dominion	53 69				
199 A Southern Miss.	61 70	175 H Louisiana Tech	65 74				
170 A Charlotte	61 67	308 A FIU	54 67				
308 H FIU	78 75	225 A Fla. Atlantic	59 79				

Non-Div I Games: Ky. Christian 111 38 Alice Lloyd 96 46

Marshall

Average RPI Win:	137	WON-LOST	WINNING	LAST 10	STRENGTH OF	OPP. STRENGTH	TEAM	ADJ.	CONF.	ADJ CONF.
Average RPI Loss:	30	RECORD	PCT. RANK	GAMES	SCHEDULE	OF SCHEDULE	RPI	RPI	RPI	RPI
DIV. I ONLY	22- 4	11	6- 1	65	11	18	18	3	3	
DIV. I NON-CONF.	11- 2	22	1- 0	116	47	36	36	4	4	

TOTALS	RPI 1-25	RPI 26-50	W-L RECORDS	RPI 51-100	RPI 101-999	RPI 201+				
22- 4	4- 2	1- 1	OVERALL	7- 1	10- 0	8- 0				
11- 3	3- 1	0- 1	HOME	3- 1	5- 0	5- 0				
10- 1	1- 1	1- 0	AWAY	4- 0	4- 0	2- 0				
1- 0	0- 0	0- 0	NEUTRAL	0- 0	1- 0	1- 0				
11- 2	0- 2	1- 0	NON-CONFERENCE	3- 0	7- 0	7- 0				
6- 1	0- 1	0- 0	HOME	2- 0	4- 0	4- 0				
4- 1	0- 1	1- 0	AWAY	1- 0	2- 0	2- 0				
1- 0	0- 0	0- 0	NEUTRAL	0- 0	1- 0	1- 0				
11- 2	4- 0	0- 1	CONFERENCE	4- 1	3- 0	1- 0				
5- 2	3- 0	0- 1	HOME	1- 1	1- 0	1- 0				
6- 0	1- 0	0- 0	AWAY	3- 0	2- 0	0- 0				
0- 0	0- 0	0- 0	NEUTRAL	0- 0	0- 0	0- 0				

RPI	S	Opponent	Score	RPI	S	Opponent	Score	RPI	S	Opponent	Score	RPI	S	Opponent	Score
1	A	UConn	72 97	30	A	Virginia	60 59	51	A	Miami (FL)	79 71	188	A	Wisconsin	71 44
7	H	Ohio St.	99 69	42	H	Purdue	65 75	60	A	Nebraska	64 57	192	A	Northwestern	68 65
15	H	South Carolina	86 94					63	A	Michigan St.	76 68	212	H	Illinois	100 65
17	H	Iowa	80 64					63	H	Michigan St.	68 82	213	A	Akron	75 54
22	A	Rutgers	72 54					66	H	Indiana	74 70	235	H	Loyola Maryland	114 45
22	H	Rutgers	88 60					80	H	Albany (NY)	91 58	241	H	Niagara	92 65
								82	A	Penn St.	69 65	252	H	Howard	111 49
								96	H	George Washington	80 54	274	H	Mt. St. Mary's	97 57
												301	N	Kennesaw St.	89 35
												305	A	Coppin St.	113 49

LAST 12 Division I GAMES:															
51	A	Miami (FL)	79 71	192	A	Northwestern	68 65								
42	H	Purdue	65 75	7	H	Ohio St.	99 69								
22	A	Rutgers	72 54	66	H	Indiana	74 70								
63	A	Michigan St.	76 68	63	H	Michigan St.	68 82								
60	A	Nebraska	64 57	188	A	Wisconsin	71 44								
22	H	Rutgers	88 60	17	H	Iowa	80 64								

Non-Div I Games:

Maryland

Average RPI Win:	282	WON-LOST	WINNING	LAST 10	STRENGTH OF	OPP. STRENGTH	TEAM	ADJ.	CONF.	ADJ CONF.
Average RPI Loss:	154	RECORD	PCT. RANK	GAMES	SCHEDULE	OF SCHEDULE	RPI	RPI	RPI	RPI
DIV. I ONLY	9- 15	246	3- 7	320	192	283	283	12	12	
DIV. I NON-CONF.	6- 5	153	0- 0	344	321	283	283	10	10	

TOTALS	RPI 1-25	RPI 26-50	W-L RECORDS	RPI 51-100	RPI 101-999	RPI 201+				
9- 15	0- 0	0- 1	OVERALL	1- 3	8- 11	8- 3				
5- 6	0- 0	0- 1	HOME	1- 1	4- 4	4- 0				
3- 9	0- 0	0- 0	AWAY	0- 2	3- 7	3- 3				
1- 0	0- 0	0- 0	NEUTRAL	0- 0	1- 0	1- 0				
6- 5	0- 0	0- 0	NON-CONFERENCE	1- 0	5- 5	5- 2				
3- 2	0- 0	0- 0	HOME	1- 0	2- 2	2- 0				
2- 3	0- 0	0- 0	AWAY	0- 0	2- 3	2- 2				
1- 0	0- 0	0- 0	NEUTRAL	0- 0	1- 0	1- 0				
3- 10	0- 0	0- 1	CONFERENCE	0- 3	3- 6	3- 1				
2- 4	0- 0	0- 1	HOME	0- 1	2- 2	2- 0				
1- 6	0- 0	0- 0	AWAY	0- 2	1- 4	1- 1				
0- 0	0- 0	0- 0	NEUTRAL	0- 0	0- 0	0- 0				

RPI 1-25				RPI 26-50				RPI 51-100				RPI 101+				Team's RPI: 283
RPI	S	Opponent	Score	RPI	S	Opponent	Score	RPI	S	Opponent	Score	RPI	S	Opponent	Score	
				36	H	Dayton	49 78	58	A	Duquesne	57 60	111	A	George Mason	60 71	
								76	H	Fordham	51 62	112	A	Saint Louis	63 64	
								88	H	Li berty	64 61	135	H	Northeastern	54 64	
								96	A	George Washi ngton	49 55	155	H	Saint Joseph' s	79 84	
												159	H	Marist	60 88	
												162	A	North Dakota	52 82	
												168	A	Davi dson	81 87	
												194	H	Ri chmond	39 51	
												231	H	La Salle	69 66	
												257	A	St. Bonaventure	59 69	
												262	H	Towson	72 49	
												275	A	North Dakota St.	70 82	
												282	H	VCU	79 75	
												311	A	UTRGV	59 67	
												312	A	Incar nate Word	64 45	
												330	A	Rhode Isl and	61 59	
												337	N	Mi ssi ssi ppi Val .	85 46	
												345	A	UMass Lowell	73 63	
												348	H	Saint Peter' s	81 65	

LAST 12 Di vi si on I GAMES:																
				96	A	George Washi ngton	49 55	168	A	Davi dson	81 87					
				111	A	George Mason	60 71	282	H	VCU	79 75					
				36	H	Dayton	49 78	112	A	Saint Louis	63 64					
				231	H	La Salle	69 66	155	H	Saint Joseph' s	79 84					
				194	H	Ri chmond	39 51	257	A	St. Bonaventure	59 69					
				330	A	Rhode Isl and	61 59	76	H	Fordham	51 62					

Non-Di v I Games: Me. -Fort Kent 111 45 Fisher 121 38

Massachusetts

Loss, Non-Conf, S Site, H Home A Away N Neutral

Average RPI Win: 318

Average RPI Loss: 148

WON-LOST
RECORDWINNING
PCT. RANKLAST 10
GAMESSTRENGTH OF
SCHEDULEOPP. STRENGTH
OF SCHEDULETEAM
RPIADJ.
RPICONF.
RPIADJ CONF.
RPIDIV. I ONLY
DIV. I NON-CONF.8- 13
1- 7244
3105- 5
0- 0303
107236
109263
282263
28226
2526
25

TOTALS

RPI 1-25

RPI 26-50

W-L RECORDS

RPI 51-100

RPI 101-999

RPI 201+

8- 13

0- 2

0- 0

OVERALL

0- 1

8- 10

8- 4

3- 6

0- 0

0- 0

HOME

0- 1

3- 5

3- 4

5- 7

0- 2

0- 0

AWAY

0- 0

5- 5

5- 0

0- 0

0- 0

0- 0

NEUTRAL

0- 0

0- 0

0- 0

1- 7

0- 2

0- 0

NON-CONFERENCE

0- 1

1- 4

1- 1

1- 2

0- 0

0- 0

HOME

0- 1

1- 1

1- 1

0- 5

0- 2

0- 0

AWAY

0- 0

0- 3

0- 0

0- 0

0- 0

0- 0

NEUTRAL

0- 0

0- 0

0- 0

7- 6

0- 0

0- 0

CONFERENCE

0- 0

7- 6

7- 3

2- 4

0- 0

0- 0

HOME

0- 0

2- 4

2- 3

5- 2

0- 0

0- 0

AWAY

0- 0

5- 2

5- 0

0- 0

0- 0

0- 0

NEUTRAL

0- 0

0- 0

0- 0

RPI 1-25

RPI 26-50

RPI 51-100

RPI 101+

Team's RPI: 263

RPI	S	Opponent	Score
5	A	Baylor	34 95
11	A	Texas	34 100

RPI	S	Opponent	Score
-----	---	----------	-------

RPI	S	Opponent	Score
100	H	Tulane	66 70

RPI	S	Opponent	Score
115	A	Lamar University	58 83
119	H	Central Ark.	45 51
121	A	SFA	58 73
169	A	Louisiana	86 98
175	A	Louisiana Tech	62 78
186	A	SMU	59 65
211	H	Abilene Christian	75 80
226	H	New Orleans	64 77
237	H	Grambling	60 75
245	H	Nicholls St.	54 61
296	A	Southeastern La.	77 65
296	H	Southeastern La.	69 47
312	A	Incarinate Word	66 57
322	A	Northwestern St.	60 44
322	H	Northwestern St.	72 67
323	A	Houston Baptist	86 74
334	A	Sam Houston St.	66 63
338	H	La.-Monroe	65 61

LAST 12 Division I GAMES:

119	H	Central Ark.	45 51	323	A	Houston Baptist	86 74
296	H	Southeastern La.	69 47	296	A	Southeastern La.	77 65
121	A	SFA	58 73	245	H	Nicholls St.	54 61
322	A	Northwestern St.	60 44	226	H	New Orleans	64 77
334	A	Sam Houston St.	66 63	211	H	Abilene Christian	75 80
115	A	Lamar University	58 83	322	H	Northwestern St.	72 67

Non-Div I Games:

LSU-Alexandria

73 53

Louisiana Col.

84 46

Southern-N. O.

76 61

McNeese

Loss,
 Non-Conf,
 Site,
 Home
Away
Neutral

Average RPI Win: 207
Average RPI Loss: 103

WON-LOST
RECORD

WINNING
PCT. RANK

LAST 10
GAMES

STRENGTH OF
SCHEDULE

OPP. STRENGTH
OF SCHEDULE

TEAM
RPI

ADJ.
RPI

CONF.
RPI

ADJ CONF.
RPI

DIV. I ONLY	7- 18	284	1- 9	46	88	197	197	8	8
DIV. I NON-CONF.	5- 8	220	0- 0	99	146	212	212	7	7
TOTALS	RPI 1-25	RPI 26-50	W-L RECORDS	RPI 51-100	RPI 101-999	RPI 201+			
7- 18	0- 4	0- 2	OVERALL	1- 2	6- 10	4- 2			
5- 7	0- 2	0- 0	HOME	1- 1	4- 4	4- 1			
2- 8	0- 1	0- 1	AWAY	0- 1	2- 5	0- 1			
0- 3	0- 1	0- 1	NEUTRAL	0- 0	0- 1	0- 0			
5- 8	0- 1	0- 1	NON-CONFERENCE	1- 1	4- 5	3- 1			
4- 3	0- 0	0- 0	HOME	1- 1	3- 2	3- 1			
1- 2	0- 0	0- 0	AWAY	0- 0	1- 2	0- 0			
0- 3	0- 1	0- 1	NEUTRAL	0- 0	0- 1	0- 0			
2- 10	0- 3	0- 1	CONFERENCE	0- 1	2- 5	1- 1			
1- 4	0- 2	0- 0	HOME	0- 0	1- 2	1- 0			
1- 6	0- 1	0- 1	AWAY	0- 1	1- 3	0- 1			
0- 0	0- 0	0- 0	NEUTRAL	0- 0	0- 0	0- 0			

RPI	S	Opponent	Score	RPI	S	Opponent	Score	RPI	S	Opponent	Score	RPI	S	Opponent	Score	Team's RPI: 197
1	A	UConn	49 97	32	N	DePaul	67 81	59	A	Houston	55 66	118	A	Little Rock	57 86	
1	H	UConn	36 93	46	A	UCF	41 61	68	H	UAB	64 62	128	A	Vanderbilt	71 60	
7	N	Ohio St.	69 100					70	H	IUPUI	57 80	132	A	Cincinnati	53 64	
24	H	South Fla.	62 81									141	N	Kent St.	55 70	
												144	H	Southern Ill.	56 68	
												149	A	Wichita St.	61 69	
												149	H	Wichita St.	64 77	
												171	A	Tulsa	69 48	
												175	A	Louisiana Tech	40 65	
												186	H	SMU	35 53	
												202	A	East Carolina	62 75	
												202	H	East Carolina	72 36	
												212	H	Illinois	47 63	
												237	H	Grambling	57 48	
												310	H	Jackson St.	64 53	
												332	H	Tennessee St.	79 75	
LAST 12 Division I GAMES:																
202	A	East Carolina	62 75	132	A	Cincinnati	53 64									
186	H	SMU	35 53	24	H	South Fla.	62 81									
59	A	Houston	55 66	171	A	Tulsa	69 48									
46	A	UCF	41 61	149	A	Wichita St.	61 69									
149	H	Wichita St.	64 77	202	H	East Carolina	72 36									
1	H	UConn	36 93	1	A	UConn	49 97									

Non-Div I Games:

Memphis

Loss, Non-Conf, S Site, H Home A Away N Neutral

Average RPI Win: 213

Average RPI Loss: 36

WON-LOST
RECORDWINNING
PCT. RANKLAST 10
GAMESSTRENGTH OF
SCHEDULEOPP. STRENGTH
OF SCHEDULETEAM
RPIADJ.
RPICONF.
RPIADJ CONF.
RPIDIV. I ONLY
DIV. I NON-CONF.24- 2
13- 25
2010- 0
1- 0261
241149
15461
6661
6617
1617
16

TOTALS

RPI 1-25

RPI 26-50

W-L RECORDS

RPI 51-100

RPI 101-999

RPI 201+

24- 2

0- 0

1- 2

OVERALL

1- 0

22- 0

13- 0

11- 1

0- 0

0- 1

HOME

1- 0

10- 0

7- 0

12- 0

0- 0

1- 0

AWAY

0- 0

11- 0

5- 0

1- 1

0- 0

0- 1

NEUTRAL

0- 0

1- 0

1- 0

13- 2

0- 0

1- 2

NON-CONFERENCE

1- 0

11- 0

8- 0

6- 1

0- 0

0- 1

HOME

1- 0

5- 0

4- 0

6- 0

0- 0

1- 0

AWAY

0- 0

5- 0

3- 0

1- 1

0- 0

0- 1

NEUTRAL

0- 0

1- 0

1- 0

11- 0

0- 0

0- 0

CONFERENCE

0- 0

11- 0

5- 0

5- 0

0- 0

0- 0

HOME

0- 0

5- 0

3- 0

6- 0

0- 0

0- 0

AWAY

0- 0

6- 0

2- 0

0- 0

0- 0

0- 0

NEUTRAL

0- 0

0- 0

0- 0

RPI 1-25

RPI 26-50

RPI 51-100 Team's RPI: 61

RPI 101+

RPI S Opponent Score

RPI S Opponent Score

RPI S Opponent Score

RPI S Opponent Score

27 H Georgia 54 72

44 N Western Ky. 62 67

46 A UCF 73 64

96 H George Washington 61 44

108 A North Carolina 97 86

116 A Chattanooga 71 50

130 A ETSU 85 65

148 A Samford 73 59

148 H Samford 48 45

168 H Davidson 69 54

170 A Charlotte 90 74

174 A Furman 86 64

174 H Furman 65 53

223 A UNC Asheville 67 56

225 A Fla. Atlantic 66 55

230 H UNCG 80 57

248 A Campbell 58 57

252 H Howard 70 44

282 N VCU 70 54

297 A Wofford 71 46

297 H Wofford 80 39

302 A Western Caro. 53 46

302 H Western Caro. 72 50

314 H South Carolina St. 74 53

321 H Ga. Southern 72 45

341 H Winthrop 93 45

LAST 12 Division I GAMES:

302 A Western Caro. 53 46

148 H Samford 48 45

297 H Wofford 80 39

174 H Furman 65 53

116 A Chattanooga 71 50

130 A ETSU 85 65

302 H Western Caro. 72 50

230 H UNCG 80 57

148 A Samford 73 59

174 A Furman 86 64

297 A Wofford 71 46

170 A Charlotte 90 74

Non-Div I Games:

Mercer

Loss, Non-Conf, S Site, H Home A Away N Neutral

Average RPI		Win: 148	WON-LOST RECORD	WINNING PCT. RANK	LAST 10 GAMES	STRENGTH OF SCHEDULE	OPP. STRENGTH OF SCHEDULE	TEAM RPI	ADJ. RPI	CONF. RPI	ADJ. CONF. RPI
Loss: 41											
DIV. I ONLY			18- 8	71	7- 3	40	26	51	51	1	1
DIV. I NON-CONF.			10- 3	52	0- 0	175	86	93	93	1	1
TOTALS		RPI 1-25		RPI 26-50		W-L RECORDS	RPI 51-100	RPI 101-999		RPI 201+	
18- 8	2- 5			1- 0		OVERALL	4- 2	11- 1		5- 0	
12- 5	2- 3			1- 0		HOME	3- 2	6- 0		4- 0	
4- 3	0- 2			0- 0		AWAY	1- 0	3- 1		0- 0	
2- 0	0- 0			0- 0		NEUTRAL	0- 0	2- 0		1- 0	
10- 3	0- 1			0- 0		NON-CONFERENCE	3- 1	7- 1		5- 0	
8- 2	0- 1			0- 0		HOME	3- 1	5- 0		4- 0	
0- 1	0- 0			0- 0		AWAY	0- 0	0- 1		0- 0	
2- 0	0- 0			0- 0		NEUTRAL	0- 0	2- 0		1- 0	
8- 5	2- 4			1- 0		CONFERENCE	1- 1	4- 0		0- 0	
4- 3	2- 2			1- 0		HOME	0- 1	1- 0		0- 0	
4- 2	0- 2			0- 0		AWAY	1- 0	3- 0		0- 0	
0- 0	0- 0			0- 0		NEUTRAL	0- 0	0- 0		0- 0	

RPI 1-25					
RPI	S	Opponent	Score		
2	A	Notre Dame	76	83	
4	H	Louisville	74	84	
6	A	Florida St.	67	105	
6	H	Florida St.	71	91	
18	H	Maryland	71	79	
19	H	NC State	52	48	
20	H	Duke	51	48	

RPI 26-50					
RPI	S	Opponent	Score		
31	H	Syracuse	72	67	

RPI 51-100					
RPI	S	Opponent	Score		
52	H	St. John's (NY)	64	74	
63	H	Michigan St.	67	57	
73	A	Virginia Tech	82	78	
83	H	Maine	80	70	
95	H	Kentucky	65	54	
98	H	Wake Forest	50	61	

Team's RPI : 51					
RPI	S	Opponent	Score		
108	A	North Carolina	92	72	
126	H	Bethune-Cookman	85	39	
136	A	Clemson	72	60	
142	A	Colorado	61	67	
144	N	Southern Ill.	75	65	
166	H	Pittsburgh	82	58	
201	A	Boston College	65	43	
226	H	New Orleans	76	46	
272	N	Sacramento St.	82	56	
288	H	Vermont	73	49	
302	H	Alabama St.	79	31	
308	H	FIU	77	69	

LAST 12 Division I GAMES:					
166	H	Pittsburgh	82	58	
6	H	Florida St.	71	91	
19	H	NC State	52	48	
108	A	North Carolina	92	72	
73	A	Virginia Tech	82	78	
4	H	Louisville	74	84	
201	A	Boston College	65	43	
31	H	Syracuse	72	67	
136	A	Clemson	72	60	
6	A	Florida St.	67	105	
98	H	Wake Forest	50	61	
2	A	Notre Dame	76	83	

Non-Div I Games:

Miami (FL)

■ Loss, ■ Non-Conf, S Site, H Home A Away N Neutral

Average RPI	Win:	199	WON-LOST	WINNING	LAST 10	STRENGTH OF	OPP. STRENGTH	TEAM	ADJ.	CONF.	ADJ CONF.
Average RPI	Loss:	82	RECORD	PCT. RANK	GAMES	SCHEDULE	OF SCHEDULE	RPI	RPI	RPI	RPI
DIV. I ONLY		15- 9		100	6- 4	111	127	90	90	7	7
DIV. I NON-CONF.		8- 3		65	0- 0	249	318	98	98	8	8

TOTALS	RPI 1-25		RPI 26-50		W-L RECORDS	RPI 51-100		RPI 101-999		RPI 201+	
15- 9	0- 3		0- 2		OVERALL	3- 0		12- 4		8- 1	
9- 3	0- 2		0- 0		HOME	2- 0		7- 1		5- 1	
5- 6	0- 1		0- 2		AWAY	1- 0		4- 3		3- 0	
1- 0	0- 0		0- 0		NEUTRAL	0- 0		1- 0		0- 0	
8- 3	0- 0		0- 1		NON-CONFERENCE	1- 0		7- 2		5- 0	
5- 0	0- 0		0- 0		HOME	0- 0		5- 0		4- 0	
2- 3	0- 0		0- 1		AWAY	1- 0		1- 2		1- 0	
1- 0	0- 0		0- 0		NEUTRAL	0- 0		1- 0		0- 0	
7- 6	0- 3		0- 1		CONFERENCE	2- 0		5- 2		3- 1	
4- 3	0- 2		0- 0		HOME	2- 0		2- 1		1- 1	
3- 3	0- 1		0- 1		AWAY	0- 0		3- 1		2- 0	
0- 0	0- 0		0- 0		NEUTRAL	0- 0		0- 0		0- 0	

RPI	S	Opponent	Score	RPI	S	Opponent	Score	RPI	S	Opponent	Score	RPI	S	Opponent	Score
14	A	Buffalo	67 72	40	A	Ball St.	61 86	62	H	Toledo	67 58	109	A	Western Mich.	70 81
14	H	Buffalo	49 64	42	A	Purdue	66 75	70	A	IUPUI	96 83	127	A	Northern Ill.	77 62
25	H	Central Mich.	66 84					83	H	Ohio	64 55	127	H	Northern Ill.	67 65
												132	A	Cincinnati	62 73
												152	A	Loyola Marymount	71 84
												176	N	Denver	69 52
												196	H	Jacksonville St.	58 55
												205	A	Bowling Green	66 62
												210	A	Eastern Mich.	73 69
												210	H	Eastern Mich.	59 74
												213	H	Akron	75 67
												273	A	Indiana St.	68 56
												287	H	Cani sus	72 47
												289	H	Valparaiso	77 68
												318	H	Detroit Mercy	91 64
												344	H	Florida A&M	73 33

LAST 12 Division I GAMES:															
14	H	Buffalo	49 64	109	A	Western Mich.	70 81								
62	H	Toledo	67 58	213	H	Akron	75 67								
205	A	Bowling Green	66 62	210	H	Eastern Mich.	59 74								
127	A	Northern Ill.	77 62	14	A	Buffalo	67 72								
83	H	Ohio	64 55	25	H	Central Mich.	66 84								
210	A	Eastern Mich.	73 69	40	A	Ball St.	61 86								

Non-Div I Games:

Miami (OH)

Average RPI Win:	161	WON-LOST	WINNING	LAST 10	STRENGTH OF	OPP. STRENGTH	TEAM	ADJ.	CONF.	ADJ CONF.
Average RPI Loss:	24	RECORD	PCT. RANK	GAMES	SCHEDULE	OF SCHEDULE	RPI	RPI	RPI	RPI

DIV. I ONLY	20- 8	61	6- 4	77	28	47	47	3	3
DIV. I NON-CONF.	11- 2	22	0- 0	171	73	47	47	4	4

TOTALS	RPI 1-25	RPI 26-50	W-L RECORDS	RPI 51-100	RPI 101-999	RPI 201+			
20- 8	1- 5	1- 2	OVERALL	6- 1	12- 0	7- 0			
13- 3	0- 2	1- 1	HOME	4- 0	8- 0	5- 0			
7- 5	1- 3	0- 1	AWAY	2- 1	4- 0	2- 0			
0- 0	0- 0	0- 0	NEUTRAL	0- 0	0- 0	0- 0			
11- 2	0- 2	1- 0	NON-CONFERENCE	2- 0	8- 0	6- 0			
8- 1	0- 1	1- 0	HOME	1- 0	6- 0	4- 0			
3- 1	0- 1	0- 0	AWAY	1- 0	2- 0	2- 0			
0- 0	0- 0	0- 0	NEUTRAL	0- 0	0- 0	0- 0			
9- 6	1- 3	0- 2	CONFERENCE	4- 1	4- 0	1- 0			
5- 2	0- 1	0- 1	HOME	3- 0	2- 0	1- 0			
4- 4	1- 2	0- 1	AWAY	1- 1	2- 0	0- 0			
0- 0	0- 0	0- 0	NEUTRAL	0- 0	0- 0	0- 0			

RPI 1-25	RPI 26-50	Team's RPI: 47	RPI 51-100	RPI 101+
RPI S Opponent Score	RPI S Opponent Score		RPI S Opponent Score	RPI S Opponent Score
2 H Notre Dame 63 83	28 H Marquette 82 76		60 A Nebraska 69 64	111 H George Mason 75 61
4 A Louisville 49 74	37 A Minnesota 87 93		63 A Michigan St. 61 66	141 H Kent St. 54 41
7 A Ohio St. 84 75	42 H Purdue 79 81		63 H Michigan St. 74 48	188 A Wisconsin 80 57
7 H Ohio St. 71 78			66 H Indiana 84 79	192 A Northwestern 80 59
17 A Iowa 72 82			82 H Penn St. 89 69	192 H Northwestern 84 63
22 A Rutgers 56 63			83 A Ohio 74 61	212 H Illinois 86 42
			88 H Liberty 74 50	219 H Oakland 78 69
				229 H North Florida 79 34
				284 A LIU Brooklyn 86 49
				318 A Detroit Mercy 86 50
				329 H Delaware St. 105 36
				331 H Fort Wayne 77 45

LAST 12 Division I GAMES:				
37 A Minnesota 87 93	63 H Michigan St. 74 48			
63 A Michigan St. 61 66	212 H Illinois 86 42			
192 H Northwestern 84 63	7 A Ohio St. 84 75			
22 A Rutgers 56 63	60 A Nebraska 69 64			
42 H Purdue 79 81	66 H Indiana 84 79			
192 A Northwestern 80 59	7 H Ohio St. 71 78			

Non-Div I Games:

Mi chi gan

Average RPI Win:	164	WON-LOST	WINNING	LAST 10	STRENGTH OF	OPP. STRENGTH	TEAM	ADJ.	CONF.	ADJ CONF.
Average RPI Loss:	34	RECORD	PCT. RANK	GAMES	SCHEDULE	OF SCHEDULE	RPI	RPI	RPI	RPI

DIV. I ONLY	15- 12	141	3- 7	17	38	63	63	3	3
DIV. I NON-CONF.	10- 3	52	0- 0	88	60	38	38	4	4

TOTALS	RPI 1-25	RPI 26-50	W-L RECORDS	RPI 51-100	RPI 101-999	RPI 201+			
15- 12	2- 6	1- 2	OVERALL	2- 4	10- 0	6- 0			
8- 5	0- 3	1- 0	HOME	1- 2	6- 0	3- 0			
5- 6	1- 2	0- 2	AWAY	1- 2	3- 0	2- 0			
2- 1	1- 1	0- 0	NEUTRAL	0- 0	1- 0	1- 0			
10- 3	1- 2	0- 0	NON-CONFERENCE	1- 1	8- 0	5- 0			
6- 0	0- 0	0- 0	HOME	1- 0	5- 0	3- 0			
2- 2	0- 1	0- 0	AWAY	0- 1	2- 0	1- 0			
2- 1	1- 1	0- 0	NEUTRAL	0- 0	1- 0	1- 0			
5- 9	1- 4	1- 2	CONFERENCE	1- 3	2- 0	1- 0			
2- 5	0- 3	1- 0	HOME	0- 2	1- 0	0- 0			
3- 4	1- 1	0- 2	AWAY	1- 1	1- 0	1- 0			
0- 0	0- 0	0- 0	NEUTRAL	0- 0	0- 0	0- 0			

RPI 1-25				RPI 26-50				RPI 51-100				Team's RPI : 63				RPI 101+			
RPI	S	Opponent	Score	RPI	S	Opponent	Score	RPI	S	Opponent	Score	RPI	S	Opponent	Score	RPI	S	Opponent	Score
1	N	UConn	62 96	37	A	Minnesota	77 83	51	A	Miami (FL)	57 67	109	H	Western Mich.	65 62				
2	A	Notre Dame	59 90	47	A	Michigan	48 74	53	H	Quinnipiac	74 55	130	A	ETSU	83 74				
7	A	Ohio St.	62 78	47	H	Michigan	66 61	60	H	Nebraska	69 79	145	H	Robert Morris	100 58				
17	H	Iowa	68 71					66	A	Indiana	68 46	192	H	Northwestern	81 51				
18	A	Maryland	82 68					66	H	Indiana	65 69	212	A	Illinois	67 55				
18	H	Maryland	68 76					82	A	Penn St.	59 74	219	H	Oakland	95 63				
22	H	Rutgers	58 61									253	H	Col. of Charleston	107 43				
24	N	South Fla.	83 73									318	A	Detroit Mercy	97 60				
												330	H	Rhode Island	82 38				
												337	N	Mississippi Val.	83 64				
LAST 12 Division I GAMES:																			
60	H	Nebraska	69 79	47	A	Michigan	48 74	192	H	Northwestern	81 51								
47	H	Michigan	66 61	66	H	Indiana	65 69												
18	H	Maryland	68 76	212	A	Illinois	67 55												
82	A	Penn St.	59 74	18	A	Maryland	82 68												
17	H	Iowa	68 71	37	A	Minnesota	77 83												
7	A	Ohio St.	62 78																

Non-Div I Games:

Mi ch i g a n S t.

Average RPI Win:	231	WON-LOST	WINNING	LAST 10	STRENGTH OF	OPP. STRENGTH	TEAM	ADJ.	CONF.	ADJ CONF.
Average RPI Loss:	89	RECORD	PCT. RANK	GAMES	SCHEDULE	OF SCHEDULE	RPI	RPI	RPI	RPI
DIV. I ONLY	15- 10	116	7- 3	177	113	123	123	18	18	
DIV. I NON-CONF.	8- 5	111	0- 0	250	40	118	118	19	19	

TOTALS	RPI 1-25	RPI 26-50	W-L RECORDS	RPI 51-100	RPI 101-999	RPI 201+				
15- 10	0- 1	0- 3	OVERALL	1- 3	14- 3	10- 0				
7- 4	0- 0	0- 1	HOME	1- 1	6- 2	4- 0				
7- 5	0- 1	0- 1	AWAY	0- 2	7- 1	5- 0				
1- 1	0- 0	0- 1	NEUTRAL	0- 0	1- 0	1- 0				
8- 5	0- 1	0- 1	NON-CONFERENCE	1- 2	7- 1	5- 0				
5- 0	0- 0	0- 0	HOME	1- 0	4- 0	3- 0				
2- 4	0- 1	0- 0	AWAY	0- 2	2- 1	1- 0				
1- 1	0- 0	0- 1	NEUTRAL	0- 0	1- 0	1- 0				
7- 5	0- 0	0- 2	CONFERENCE	0- 1	7- 2	5- 0				
2- 4	0- 0	0- 1	HOME	0- 1	2- 2	1- 0				
5- 1	0- 0	0- 1	AWAY	0- 0	5- 0	4- 0				
0- 0	0- 0	0- 0	NEUTRAL	0- 0	0- 0	0- 0				

RPI 1-25				RPI 26-50				RPI 51-100				RPI 101+				Team's RPI: 123
RPI	S	Opponent	Score	RPI	S	Opponent	Score	RPI	S	Opponent	Score	RPI	S	Opponent	Score	
4	A	Louisville	26 80	44	A	Western Ky.	43 57	64	A	Georgia Tech	45 48	128	A	Vanderbilt	65 54	
				44	H	Western Ky.	60 76	68	H	UAB	51 59	138	A	Ole Miss	56 65	
				50	N	Southern California	57 72	95	H	Kentucky	62 57	151	A	UTEP	54 45	
								100	A	Tulane	44 62	170	H	Charlotte	64 45	
												175	H	Louisiana Tech	49 66	
												179	H	Troy	73 57	
												199	H	Southern Miss.	53 61	
												215	H	North Texas	56 48	
												223	A	UNC Asheville	72 57	
												225	A	Fla. Atlantic	69 65	
												264	H	Lipscomb	72 48	
												287	N	Canisius	55 45	
												294	A	UTSA	62 47	
												300	H	Tennessee Tech	58 44	
												305	H	Coppin St.	69 39	
												308	A	FIU	63 59	
												324	A	Marshall	73 57	

LAST 12 Division I GAMES:																
				44	H	Western Ky.	60 76	199	H	Southern Miss.	53 61					
				308	A	FIU	63 59	215	H	North Texas	56 48					
				225	A	Fla. Atlantic	69 65	151	A	UTEP	54 45					
				175	H	Louisiana Tech	49 66	294	A	UTSA	62 47					
				170	H	Charlotte	64 45	68	H	UAB	51 59					
				324	A	Marshall	73 57	44	A	Western Ky.	43 57					

Non-Div I Games:

Middle Tenn.

■ Loss,
 ■ Non-Conf,
 S Site,
 ■ Home
 ■ Away
 N Neutral

Average RPI Win:	238	WON-LOST	WINNING	LAST 10	STRENGTH OF	OPP. STRENGTH	TEAM	ADJ.	CONF.	ADJ CONF.
Average RPI Loss:	87	RECORD	PCT. RANK	GAMES	SCHEDULE	OF SCHEDULE	RPI	RPI	RPI	RPI
DIV. I ONLY	17- 9	84	6- 4	221	158	122	122	11	11	
DIV. I NON-CONF.	9- 3	61	0- 0	285	190	116	116	15	15	

TOTALS	RPI 1-25	RPI 26-50	W-L RECORDS	RPI 51-100	RPI 101-999	RPI 201+				
17- 9	0- 2	0- 1	OVERALL	1- 4	16- 2	11- 1				
7- 4	0- 1	0- 1	HOME	1- 1	6- 1	4- 1				
9- 4	0- 1	0- 0	AWAY	0- 2	9- 1	6- 0				
1- 1	0- 0	0- 0	NEUTRAL	0- 1	1- 0	1- 0				
9- 3	0- 0	0- 1	NON-CONFERENCE	0- 2	9- 0	6- 0				
3- 1	0- 0	0- 1	HOME	0- 0	3- 0	3- 0				
5- 1	0- 0	0- 0	AWAY	0- 1	5- 0	2- 0				
1- 1	0- 0	0- 0	NEUTRAL	0- 1	1- 0	1- 0				
8- 6	0- 2	0- 0	CONFERENCE	1- 2	7- 2	5- 1				
4- 3	0- 1	0- 0	HOME	1- 1	3- 1	1- 1				
4- 3	0- 1	0- 0	AWAY	0- 1	4- 1	4- 0				
0- 0	0- 0	0- 0	NEUTRAL	0- 0	0- 0	0- 0				

RPI	S	Opponent	Score	RPI	S	Opponent	Score	RPI	S	Opponent	Score	RPI	S	Opponent	Score	Team's RPI: 122
13	A	Green Bay	29 52	28	H	Marquette	68 83	59	N	Houston	59 74	101	A	Western Ill.	77 67	
13	H	Green Bay	36 65					70	H	IUPUI	68 70	110	H	Cleveland St.	79 72	
								81	A	Drake	73 77	182	A	Youngstown St.	85 86	
								97	A	Wright St.	51 56	182	H	Youngstown St.	62 61	
								97	H	Wright St.	59 53	188	A	Wisconsin	67 64	
												192	A	Northwestern	66 57	
												218	N	CSUN	58 50	
												219	A	Oakland	74 62	
												243	A	Northern Ky.	52 49	
												243	H	Northern Ky.	57 60	
												251	H	Illinois St.	61 59	
												275	H	North Dakota St.	74 38	
												309	H	Loyola Chicago	63 41	
												318	A	Detroit Mercy	70 61	
												331	A	Fort Wayne	60 48	
												335	A	Ill.-Chicago	76 53	
												335	H	Ill.-Chicago	59 44	
												340	A	Chicago St.	84 59	

LAST 12 Division I GAMES:																
182	A	Youngstown St.	85 86	318	A	Detroit Mercy	70 61									
13	H	Green Bay	36 65	219	A	Oakland	74 62									
243	H	Northern Ky.	57 60	335	A	Ill.-Chicago	76 53									
97	H	Wright St.	59 53	182	H	Youngstown St.	62 61									
335	H	Ill.-Chicago	59 44	110	H	Cleveland St.	79 72									
70	H	IUPUI	68 70	13	A	Green Bay	29 52									

Non-Div I Games:

Average RPI	W i n:	151	WON-LOST	WINNING	LAST 10	STRENGTH OF	OPP. STRENGTH	TEAM	ADJ.	CONF.	ADJ CONF.
Average RPI	Loss:	71	RECORD	PCT. RANK	GAMES	SCHEDULE	OF SCHEDULE	RPI	RPI	RPI	RPI
DIV. I ONLY		20- 6	39	8- 2	124	39	37	37	3	3	
DIV. I NON-CONF.		11- 2	22	0- 0	297	82	75	75	4	4	

TOTALS	RPI 1-25		RPI 26-50		W-L RECORDS		RPI 51-100		RPI 101-999		RPI 201+
20- 6	1- 3		2- 0		OVERALL		5- 1		12- 2		5- 1
12- 1	1- 0		1- 0		HOME		2- 1		8- 0		4- 0
7- 5	0- 3		1- 0		AWAY		2- 0		4- 2		1- 1
1- 0	0- 0		0- 0		NEUTRAL		1- 0		0- 0		0- 0
11- 2	0- 0		0- 0		NON-CONFERENCE		2- 0		9- 2		5- 1
7- 0	0- 0		0- 0		HOME		0- 0		7- 0		4- 0
3- 2	0- 0		0- 0		AWAY		1- 0		2- 2		1- 1
1- 0	0- 0		0- 0		NEUTRAL		1- 0		0- 0		0- 0
9- 4	1- 3		2- 0		CONFERENCE		3- 1		3- 0		0- 0
5- 1	1- 0		1- 0		HOME		2- 1		1- 0		0- 0
4- 3	0- 3		1- 0		AWAY		1- 0		2- 0		0- 0
0- 0	0- 0		0- 0		NEUTRAL		0- 0		0- 0		0- 0

RPI	S	Opponent	Score	RPI	S	Opponent	Score	Team's RPI: 37	RPI	S	Opponent	Score	RPI	S	Opponent	Score
7	A	Ohio St.	75 91	42	A	Purdue	78 74		60	H	Nebraska	74 79	108	A	North Carolina	83 88
17	A	Iowa	84 92	47	H	Mi chi gan	93 87		63	H	Mi chi gan St.	83 77	117	A	Georgetown	73 63
17	H	Iowa	77 72						82	A	Penn St.	91 71	153	H	Cal Poly	112 68
22	A	Rutgers	70 80						82	H	Penn St.	101 68	188	A	Wi sconsi n	71 61
									91	A	UNLV	79 72	188	H	Wi sconsi n	90 65
									98	N	Wake Forest	93 81	189	H	Lehi gh	107 73
													192	A	Northwestern	90 63
													201	H	Boston College	78 68
													209	A	San Diego	69 72
													210	H	Eastern Mi ch.	80 56
													214	H	Xavi er	74 62
													227	H	UC Ri versi de	101 75
													282	H	VCU	108 63
													330	A	Rhode Isl and	82 60

LAST 12 Di vi si on I GAMES:																
47	H	Mi chi gan	93 87	188	H	Wi sconsi n	90 65		22	A	Rutgers	70 80				
82	H	Penn St.	101 68	82	A	Penn St.	91 71		63	H	Mi chi gan St.	83 77				
42	A	Purdue	78 74	7	A	Ohio St.	75 91		60	H	Nebraska	74 79				
17	A	Iowa	84 92													
188	A	Wi sconsi n	71 61													
17	H	Iowa	77 72													

Non-Di v I Games:

Mi n n e s o t a

Average RPI	Win:	104	WON-LOST	WINNING	LAST 10	STRENGTH OF	OPP. STRENGTH	TEAM	ADJ.	CONF.	ADJ CONF.
Average RPI	Loss:	0	RECORD	PCT. RANK	GAMES	SCHEDULE	OF SCHEDULE	RPI	RPI	RPI	RPI
DIV. I ONLY		27- 0		1	10- 0	26	17	3	3	2	2
DIV. I NON-CONF.		14- 0		1	0- 0	38	34	4	4	2	2
<hr/>											
TOTALS	RPI 1-25		RPI 26-50		W-L RECORDS	RPI 51-100		RPI 101-999		RPI 201+	
27- 0	5- 0		6- 0		OVERALL	4- 0		12- 0		3- 0	
14- 0	2- 0		2- 0		HOME	3- 0		7- 0		2- 0	
8- 0	2- 0		2- 0		AWAY	1- 0		3- 0		0- 0	
5- 0	1- 0		2- 0		NEUTRAL	0- 0		2- 0		1- 0	
14- 0	2- 0		4- 0		NON-CONFERENCE	2- 0		6- 0		3- 0	
8- 0	1- 0		2- 0		HOME	1- 0		4- 0		2- 0	
1- 0	0- 0		0- 0		AWAY	1- 0		0- 0		0- 0	
5- 0	1- 0		2- 0		NEUTRAL	0- 0		2- 0		1- 0	
13- 0	3- 0		2- 0		CONFERENCE	2- 0		6- 0		0- 0	
6- 0	1- 0		0- 0		HOME	2- 0		3- 0		0- 0	
7- 0	2- 0		2- 0		AWAY	0- 0		3- 0		0- 0	
0- 0	0- 0		0- 0		NEUTRAL	0- 0		0- 0		0- 0	

RPI	S	Opponent	Score	RPI	S	Opponent	Score	RPI	S	Opponent	Score	RPI	S	Opponent	Score
8	H	Oregon	90 79	26	A	LSU	83 70	83	H	Maine	83 43	105	H	Arkansas	111 69
10	A	Tennessee	71 52	27	A	Georgia	86 62	85	H	Alabama	75 61	118	H	Little Rock	86 48
13	N	Green Bay	67 46	30	H	Virginia	68 53	91	A	UNLV	103 63	128	A	Vanderbilt	95 50
15	H	South Carolina	67 53	31	N	Syracuse	76 65	95	H	Kentucky	74 55	138	A	Ole Miss	69 49
16	A	Missouri	57 53	38	N	Arizona St.	65 57					138	H	Ole Miss	76 45
				48	H	Oklahoma St.	79 76					160	A	Florida	98 50
<hr/>															
LAST 12 Division I GAMES:															
128	A	Vanderbilt	95 50	160	H	Florida	90 53								
95	H	Kentucky	74 55	10	A	Tennessee	71 52								
160	A	Florida	98 50	85	H	Alabama	75 61								
15	H	South Carolina	67 53	138	H	Ole Miss	76 45								
16	A	Missouri	57 53	26	A	LSU	83 70								
138	A	Ole Miss	69 49	105	H	Arkansas	111 69								

Non-Div I Games:

Mississippi St.

Average RPI Win:	307	WON-LOST	WINNING	LAST 10	STRENGTH OF	OPP. STRENGTH	TEAM	ADJ.	CONF.	ADJ CONF.
Average RPI Loss:	206	RECORD	PCT. RANK	GAMES	SCHEDULE	OF SCHEDULE	RPI	RPI	RPI	RPI
DIV. I ONLY	2- 23	341	2- 8	249	335	337	337	32	32	
DIV. I NON-CONF.	0- 12	337	0- 0	71	173	293	293	32	32	

TOTALS	RPI 1-25	RPI 26-50	W-L RECORDS	RPI 51-100	RPI 101-999	RPI 201+				
2- 23	0- 1	0- 2	OVERALL	0- 3	2- 17	2- 13				
1- 7	0- 0	0- 0	HOME	0- 0	1- 7	1- 6				
1- 11	0- 0	0- 0	AWAY	0- 0	1- 1	1- 0				
0- 5	0- 0	0- 1	NEUTRAL	0- 2	0- 2	0- 2				
0- 12	0- 1	0- 2	NON-CONFERENCE	0- 3	0- 6	0- 4				
0- 1	0- 0	0- 0	HOME	0- 0	0- 1	0- 1				
0- 6	0- 1	0- 1	AWAY	0- 1	0- 3	0- 1				
0- 5	0- 0	0- 1	NEUTRAL	0- 2	0- 2	0- 2				
2- 11	0- 0	0- 0	CONFERENCE	0- 0	2- 11	2- 9				
1- 6	0- 0	0- 0	HOME	0- 0	1- 6	1- 5				
1- 5	0- 0	0- 0	AWAY	0- 0	1- 5	1- 4				
0- 0	0- 0	0- 0	NEUTRAL	0- 0	0- 0	0- 0				

RPI 1-25				RPI 26-50				RPI 51-100				RPI 101+				Team's RPI: 337
RPI	S	Opponent	Score	RPI	S	Opponent	Score	RPI	S	Opponent	Score	RPI	S	Opponent	Score	
3	A	Mississippi St.	36 112	36	N	Dayton	46 65	63	N	Michigan St.	64 83	142	A	Colorado	48 85	
				44	A	Western Ky.	48 87	68	A	UAB	72 87	185	A	Southern U.	58 66	
								81	N	Drake	60 96	185	H	Southern U.	54 70	
												199	A	Southern Miss.	69 84	
												233	A	Texas Southern	39 55	
												237	H	Grambling	62 64	
												245	H	Nicholls St.	57 62	
												268	A	Prairie View	73 78	
												283	N	Massachusetts	46 85	
												294	N	UTSA	55 68	
												298	A	Murray St.	63 64	
												302	A	Alabama St.	41 76	
												302	H	Alabama St.	62 70	
												304	A	Alcorn	62 61	
												304	H	Alcorn	70 76	
												310	H	Jackson St.	72 61	
												317	A	Alabama A&M	48 65	
												317	H	Alabama A&M	49 57	
												339	H	Ark. -Pine Bluff	59 64	

LAST 12 Division I GAMES:																
185	A	Southern U.	58 66	268	A	Prairie View	73 78									
304	A	Alcorn	62 61	233	A	Texas Southern	39 55									
317	H	Alabama A&M	49 57	185	H	Southern U.	54 70									
302	H	Alabama St.	62 70	304	H	Alcorn	70 76									
237	H	Grambling	62 64	317	A	Alabama A&M	48 65									
310	H	Jackson St.	72 61	302	A	Alabama St.	41 76									

Non-Div I Games:

Mississippi Val.

Average RPI Win:	123	WON-LOST	WINNING	LAST 10	STRENGTH OF	OPP. STRENGTH	TEAM	ADJ.	CONF.	ADJ CONF.
Average RPI Loss:	23	RECORD	PCT. RANK	GAMES	SCHEDULE	OF SCHEDULE	RPI	RPI	RPI	RPI
DIV. I ONLY	21- 5	24	7- 3	35	24	16	16	2	2	
DIV. I NON-CONF.	12- 1	6	0- 0	82	44	15	15	2	2	

TOTALS	RPI 1-25	RPI 26-50	W-L RECORDS	RPI 51-100	RPI 101-999	RPI 201+				
21- 5	1- 2	1- 3	OVERALL	6- 0	13- 0	4- 0				
10- 2	1- 1	0- 1	HOME	3- 0	6- 0	2- 0				
7- 2	0- 1	1- 1	AWAY	1- 0	5- 0	0- 0				
4- 1	0- 0	0- 1	NEUTRAL	2- 0	2- 0	2- 0				
12- 1	0- 0	1- 1	NON-CONFERENCE	4- 0	7- 0	4- 0				
6- 0	0- 0	0- 0	HOME	2- 0	4- 0	2- 0				
2- 0	0- 0	1- 0	AWAY	0- 0	1- 0	0- 0				
4- 1	0- 0	0- 1	NEUTRAL	2- 0	2- 0	2- 0				
9- 4	1- 2	0- 2	CONFERENCE	2- 0	6- 0	0- 0				
4- 2	1- 1	0- 1	HOME	1- 0	2- 0	0- 0				
5- 2	0- 1	0- 1	AWAY	1- 0	4- 0	0- 0				
0- 0	0- 0	0- 0	NEUTRAL	0- 0	0- 0	0- 0				

RPI	S	Opponent	Score	RPI	S	Opponent	Score	RPI	S	Opponent	Score	RPI	S	Opponent	Score
3	H	Mississippi St.	53 57	26	H	LSU	65 69	53	N	Quinnipiac	66 51	102	A	Auburn	59 51
15	A	South Carolina	54 64	27	A	Georgia	50 62	66	N	Indiana	75 55	105	A	Arkansas	84 58
15	H	South Carolina	83 74	39	A	California	55 52	85	A	Alabama	62 56	105	H	Arkansas	88 54
				44	N	Western Ky.	76 79	86	H	Kansas St.	73 59	106	A	Missouri St.	69 59
								95	H	Kentucky	83 78	112	H	Saint Louis	70 58
								97	H	Wright St.	82 80	128	A	Vanderbilt	81 70
												138	A	Ole Miss	67 48
												143	H	SIUE	78 48
												160	H	Florida	66 64
												212	H	Illinois	72 55
												214	N	Xavier	74 48
												226	H	New Orleans	81 45
												305	N	Coppin St.	73 50

LAST 12 Division I GAMES:															
102	A	Auburn	59 51	27	A	Georgia	50 62	105	H	Arkansas	88 54				
105	A	Arkansas	84 58	138	A	Ole Miss	67 48	128	A	Vanderbilt	81 70				
95	H	Kentucky	83 78	15	H	South Carolina	83 74	26	H	LSU	65 69				
160	H	Florida	66 64												
3	H	Mississippi St.	53 57												
15	A	South Carolina	54 64												

Non-Div I Games:

Missouri

M
i
s
s
o
u
r
i
s
t
.

Missouri St.					Through Games Of Feb. 16, 2018						
Average RPI	Win:	241	WON-LOST	WINNING	LAST 10	STRENGTH OF	OPP. STRENGTH	TEAM	ADJ.	CONF.	ADJ CONF.
Average RPI	Loss:	79	RECORD	PCT. RANK	GAMES	SCHEDULE	OF SCHEDULE	RPI	RPI	RPI	RPI
DIV. I ONLY		14- 10	129	8- 2		119	184	106	106	24	24
DIV. I NON-CONF.		3- 7	254	0- 0		19	37	159	159	22	22

TOTALS	RPI 1-25		RPI 26-50		W-L RECORDS	RPI 51-100		RPI 101-999		RPI 201+	
14- 10	0- 2		0- 1		OVERALL	0- 4		14- 3		9- 0	
8- 2	0- 1		0- 0		HOME	0- 1		8- 0		4- 0	
6- 6	0- 0		0- 1		AWAY	0- 2		6- 3		5- 0	
0- 2	0- 1		0- 0		NEUTRAL	0- 1		0- 0		0- 0	
3- 7	0- 2		0- 1		NON-CONFERENCE	0- 2		3- 2		0- 0	
3- 1	0- 1		0- 0		HOME	0- 0		3- 0		0- 0	
0- 4	0- 0		0- 1		AWAY	0- 1		0- 2		0- 0	
0- 2	0- 1		0- 0		NEUTRAL	0- 1		0- 0		0- 0	
11- 3	0- 0		0- 0		CONFERENCE	0- 2		11- 1		9- 0	
5- 1	0- 0		0- 0		HOME	0- 1		5- 0		4- 0	
6- 2	0- 0		0- 0		AWAY	0- 1		6- 1		5- 0	
0- 0	0- 0		0- 0		NEUTRAL	0- 0		0- 0		0- 0	

RPI 1-25				RPI 26-50				RPI 51-100				RPI 101+ Team's RPI: 106			
RPI	S	Opponent	Score	RPI	S	Opponent	Score	RPI	S	Opponent	Score	RPI	S	Opponent	Score
5	N	Bayl or	58 100	40	A	Bal l St.	58 70	74	N	Penn	60 65	118	A	Little Rock	51 63
16	H	Mi ssouri	59 69					81	A	Drake	65 84	144	A	Southern Ill.	69 71
								81	H	Drake	68 80	149	A	Wi chi ta St.	58 72
								85	A	Al abama	61 65	149	H	Wi chi ta St.	94 71
												150	A	UNI	57 52
												150	H	UNI	62 52
												192	H	Northwestern	90 59
												193	H	Oral Roberts	76 66
												251	A	Illinois St.	56 50
												251	H	Illinois St.	75 58
												255	A	Bradl ey	71 65
												255	H	Bradl ey	74 54
												273	A	Indi ana St.	77 63
												289	H	Val parai so	83 60
												309	A	Loyol a Chi cago	69 58
												309	H	Loyol a Chi cago	75 36
												349	A	Evansvi lle	95 65

LAST 12 Division I GAMES:															
309	A	Loyol a Chi cago	69 58	309	H	Loyol a Chi cago	75 36								
251	H	Illinoi s St.	75 58	289	H	Val parai so	83 60								
255	H	Bradl ey	74 54	255	A	Bradl ey	71 65								
81	A	Drake	65 84	251	A	Illinoi s St.	56 50								
150	A	UNI	57 52	150	H	UNI	62 52								
144	A	Southern Ill.	69 71	81	H	Drake	68 80								

Non-Div I Games: Central Mo. 62 36

Missouri St.

Average RPI Win:	290	WON-LOST	WINNING	LAST 10	STRENGTH OF	OPP. STRENGTH	TEAM	ADJ.	CONF.	ADJ CONF.
Average RPI Loss:	176	RECORD	PCT. RANK	GAMES	SCHEDULE	OF SCHEDULE	RPI	RPI	RPI	RPI
DIV. I ONLY	8- 18	270	4- 6	253	315	299	299	28	28	
DIV. I NON-CONF.	2- 9	295	0- 0	63	291	251	251	26	26	

TOTALS	RPI 1-25	RPI 26-50	W-L RECORDS	RPI 51-100	RPI 101-999	RPI 201+				
8- 18	0- 0	0- 0	OVERALL	0- 6	8- 12	8- 6				
6- 7	0- 0	0- 0	HOME	0- 4	6- 3	6- 1				
1- 11	0- 0	0- 0	AWAY	0- 2	1- 9	1- 5				
1- 0	0- 0	0- 0	NEUTRAL	0- 0	1- 0	1- 0				
2- 9	0- 0	0- 0	NON-CONFERENCE	0- 5	2- 4	2- 1				
1- 4	0- 0	0- 0	HOME	0- 3	1- 1	1- 0				
0- 5	0- 0	0- 0	AWAY	0- 2	0- 3	0- 1				
1- 0	0- 0	0- 0	NEUTRAL	0- 0	1- 0	1- 0				
6- 9	0- 0	0- 0	CONFERENCE	0- 1	6- 8	6- 5				
5- 3	0- 0	0- 0	HOME	0- 1	5- 2	5- 1				
1- 6	0- 0	0- 0	AWAY	0- 0	1- 6	1- 4				
0- 0	0- 0	0- 0	NEUTRAL	0- 0	0- 0	0- 0				

RPI 1-25				RPI 26-50				RPI 51-100				RPI 101+ Team's RPI: 299			
RPI	S	Opponent	Score	RPI	S	Opponent	Score	RPI	S	Opponent	Score	RPI	S	Opponent	Score
								53	H	Quinnipiac	55 76	136	A	Clemson	54 57
								73	H	Virginia Tech	34 84	145	A	Robert Morris	38 56
								79	A	Navy	49 73	159	A	Marist	46 69
								80	H	Albany (NY)	44 68	159	H	Marist	57 85
								89	A	Jacksonville	65 74	187	A	Siena	41 44
								96	H	George Washington	45 59	189	H	Lehigh	57 75
												229	N	North Florida	67 57
												241	H	Niagara	65 63
												256	A	Manhattan	53 63
												256	H	Manhattan	63 59
												260	A	Fairfield	55 61
												276	A	Fairleigh Dickinson	61 78
												281	H	Rider	63 56
												287	A	Canisius	50 62
												287	H	Canisius	48 60
												290	H	Sacred Heart	69 64
												336	A	Iona	62 56
												336	H	Iona	68 56
												348	A	Saint Peter's	47 67
												348	H	Saint Peter's	51 44

LAST 12 Division I GAMES:															
				287	A	Canisius	50 62	256	A	Manhattan	53 63				
				256	H	Manhattan	63 59	348	A	Saint Peter's	47 67				
				241	H	Niagara	65 63	336	H	Iona	68 56				
				159	H	Marist	57 85	287	H	Canisius	48 60				
				187	A	Siena	41 44	53	H	Quinnipiac	55 76				
				281	H	Rider	63 56	336	A	Iona	62 56				

Non-Div I Games:

Monmouth

Average RPI Win:	251	WON-LOST	WINNING	LAST 10	STRENGTH OF	OPP. STRENGTH	TEAM	ADJ.	CONF.	ADJ CONF.
Average RPI Loss:	134	RECORD	PCT. RANK	GAMES	SCHEDULE	OF SCHEDULE	RPI	RPI	RPI	RPI
DIV. I ONLY	11- 13	203	5- 5	279	135	246	246	19	19	
DIV. I NON-CONF.	3- 7	254	0- 0	138	219	269	269	13	13	

TOTALS	RPI 1-25	RPI 26-50	W-L RECORDS	RPI 51-100	RPI 101-999	RPI 201+				
11- 13	0- 0	0- 4	OVERALL	0- 2	11- 7	7- 4				
8- 5	0- 0	0- 2	HOME	0- 1	8- 2	5- 1				
3- 6	0- 0	0- 1	AWAY	0- 1	3- 4	2- 2				
0- 2	0- 0	0- 1	NEUTRAL	0- 0	0- 1	0- 1				
3- 7	0- 0	0- 2	NON-CONFERENCE	0- 2	3- 3	2- 2				
3- 3	0- 0	0- 1	HOME	0- 1	3- 1	2- 1				
0- 2	0- 0	0- 0	AWAY	0- 1	0- 1	0- 0				
0- 2	0- 0	0- 1	NEUTRAL	0- 0	0- 1	0- 1				
8- 6	0- 0	0- 2	CONFERENCE	0- 0	8- 4	5- 2				
5- 2	0- 0	0- 1	HOME	0- 0	5- 1	3- 0				
3- 4	0- 0	0- 1	AWAY	0- 0	3- 3	2- 2				
0- 0	0- 0	0- 0	NEUTRAL	0- 0	0- 0	0- 0				

RPI S Opponent	Score	RPI S Opponent	Score	RPI S Opponent	Score	RPI S Opponent	Score	Team's RPI: 246
28 N Marquette	68 87	75 A Wyoming	62 67	120 A Portland St.	53 70			
33 A Northern Colo.	50 68	95 H Kentucky	54 71	120 H Portland St.	69 53			
33 H Northern Colo.	58 64			121 H SFA	60 52			
45 H Gonzaga	55 70			146 A Fresno St.	58 61			
				162 A North Dakota	54 43			
				162 H North Dakota	53 51			
				163 H Eastern Wash.	72 75			
				221 H Seattle U	64 78			
				242 A Montana St.	64 81			
				272 A Sacramento St.	64 79			
				272 H Sacramento St.	68 59			
				273 N Indiana St.	45 57			
				315 A Northern Ari z.	69 52			
				315 H Northern Ari z.	70 62			
				316 H Cal St. Fullerton	68 47			
				319 H Long Beach St.	67 60			
				327 A Southern Utah	74 65			
				327 H Southern Utah	81 71			
LAST 12 Division I GAMES:								
163 H Eastern Wash.	72 75	327 A Southern Utah	74 65					
272 A Sacramento St.	64 79	242 A Montana St.	64 81					
120 A Portland St.	53 70	120 H Portland St.	69 53					
162 H North Dakota	53 51	272 H Sacramento St.	68 59					
33 H Northern Colo.	58 64	33 A Northern Colo.	50 68					
315 A Northern Ari z.	69 52	162 A North Dakota	54 43					

Non-Div I Games: Rocky Mountain 54 38

Montana

Average RPI Win:	252	WON-LOST	WINNING	LAST 10	STRENGTH OF	OPP. STRENGTH	TEAM	ADJ.	CONF.	ADJ CONF.
Average RPI Loss:	145	RECORD	PCT. RANK	GAMES	SCHEDULE	OF SCHEDULE	RPI	RPI	RPI	RPI
DIV. I ONLY	11- 12	199	5- 5	321	119	242	242	19	19	
DIV. I NON-CONF.	4- 5	202	0- 0	247	197	200	200	13	13	

TOTALS	RPI 1-25	RPI 26-50	W-L RECORDS	RPI 51-100	RPI 101-999	RPI 201+				
11- 12	0- 0	0- 3	OVERALL	1- 0	10- 9	8- 3				
7- 3	0- 0	0- 1	HOME	1- 0	6- 2	4- 0				
3- 8	0- 0	0- 2	AWAY	0- 0	3- 6	3- 3				
1- 1	0- 0	0- 0	NEUTRAL	0- 0	1- 1	1- 0				
4- 5	0- 0	0- 1	NON-CONFERENCE	1- 0	3- 4	2- 2				
2- 0	0- 0	0- 0	HOME	1- 0	1- 0	0- 0				
1- 4	0- 0	0- 1	AWAY	0- 0	1- 3	1- 2				
1- 1	0- 0	0- 0	NEUTRAL	0- 0	1- 1	1- 0				
7- 7	0- 0	0- 2	CONFERENCE	0- 0	7- 5	6- 1				
5- 3	0- 0	0- 1	HOME	0- 0	5- 2	4- 0				
2- 4	0- 0	0- 1	AWAY	0- 0	2- 3	2- 1				
0- 0	0- 0	0- 0	NEUTRAL	0- 0	0- 0	0- 0				

RPI	S	Opponent	Score	RPI	S	Opponent	Score	RPI	S	Opponent	Score	RPI	S	Opponent	Score	Team's RPI: 242
33	A	Northern Colo.	69 82	33	H	Northern Colo.	63 78	75	H	Wyoming	50 46	120	A	Portland St.	53 62	
50	A	Southern California	47 98									120	H	Portland St.	60 69	
												121	H	SFA	59 54	
												129	A	BYU	54 75	
												134	H	Idaho	77 95	
												162	A	North Dakota	70 79	
												162	H	North Dakota	72 56	
												200	N	Nevada	53 67	
												238	A	Omaha	53 64	
												246	H	Montana	81 64	
												254	A	Hawaii	75 81	
												272	A	Sacramento St.	77 88	
												272	H	Sacramento St.	85 50	
												292	N	Utah St.	64 52	
												315	A	Northern Ariz.	78 56	
												315	H	Northern Ariz.	81 39	
												319	A	Long Beach St.	62 51	
												327	A	Southern Utah	63 57	
												327	H	Southern Utah	91 71	

LAST 12 Division I GAMES:																
134	H	Idaho	77 95	315	A	Northern Ariz.	78 56									
120	A	Portland St.	53 62	246	H	Montana	81 64									
272	A	Sacramento St.	77 88	272	H	Sacramento St.	85 50									
33	H	Northern Colo.	63 78	120	H	Portland St.	60 69									
162	H	North Dakota	72 56	162	A	North Dakota	70 79									
327	A	Southern Utah	63 57	33	A	Northern Colo.	69 82									

Non-Div I Games: Mont. St. Billings 67 47 Providence (MT) 66 31

Montana St.

Loss, Non-Conf, S Site, H Home A Away N Neutral

Average RPI Win: 277		WON-LOST RECORD	WINNING PCT. RANK	LAST 10 GAMES	STRENGTH OF SCHEDULE	OPP. STRENGTH OF SCHEDULE	TEAM RPI	ADJ. RPI	CONF. RPI	ADJ. CONF. RPI
Average RPI Loss: 168										
DIV. I ONLY		17- 9	84	7- 3	339	278	208	208	25	25
DIV. I NON-CONF.		7- 4	102	0- 0	334	281	214	214	27	27
TOTALS		RPI 1-25	RPI 26-50	W-L RECORDS		RPI 51-100	RPI 101-999	RPI 201+		
17- 9	0- 0		0- 0	OVERALL		0- 3	17- 6	15- 3		
6- 5	0- 0		0- 0	HOME		0- 1	6- 4	5- 2		
11- 4	0- 0		0- 0	AWAY		0- 0	11- 0	10- 0		
0- 0	0- 0		0- 0	NEUTRAL		0- 0	0- 0	0- 0		
7- 4	0- 0		0- 0	NON-CONFERENCE		0- 2	7- 2	6- 2		
2- 2	0- 0		0- 0	HOME		0- 0	2- 2	1- 2		
5- 2	0- 0		0- 0	AWAY		0- 2	5- 0	5- 0		
0- 0	0- 0		0- 0	NEUTRAL		0- 0	0- 0	0- 0		
10- 5	0- 0		0- 0	CONFERENCE		0- 1	10- 4	9- 1		
4- 3	0- 0		0- 0	HOME		0- 1	4- 2	4- 0		
6- 2	0- 0		0- 0	AWAY		0- 0	6- 2	5- 1		
0- 0	0- 0		0- 0	NEUTRAL		0- 0	0- 0	0- 0		

RPI 1-25				RPI 26-50				RPI 51-100				RPI 101+				Team's RPI: 208	
RPI	S	Opponent	Score	RPI	S	Opponent	Score	RPI	S	Opponent	Score	RPI	S	Opponent	Score		
								54	A	West Virginia	56	66	143	H	SIUE	51	66
								78	H	Belmont	62	83	144	H	Southern Ill.	85	81
								95	A	Kentucky	53	86	181	A	UT Martin	81	76
													196	A	Jacksonville St.	64	70
													196	H	Jacksonville St.	65	67
													224	H	Gardner-Webb	60	68
													228	A	Southeast Mo. St.	59	56
													228	H	Southeast Mo. St.	60	58
													229	H	North Florida	56	61
													236	A	Austin Peay	66	59
													264	A	Lipscomb	75	55
													269	A	St. Francis Brooklyn	73	59
													272	H	Sacramento St.	75	71
													287	A	Canisius	76	52
													293	A	Eastern Ky.	56	59
													298	A	Murray St.	82	80
													300	A	Tennessee Tech	74	67
													300	H	Tennessee Tech	53	51
													332	A	Tennessee St.	71	69
													332	H	Tennessee St.	97	81
													340	A	Chicago St.	79	40
													346	H	Eastern Ill.	89	81
													349	A	Evansville	82	75
LAST 12 Division I GAMES:																	
				332	A	Tennessee St.	71	69	298	A	Murray St.	82	80				
				293	A	Eastern Ky.	56	59	300	H	Tennessee Tech	53	51				
				228	H	Southeast Mo. St.	60	58	196	H	Jacksonville St.	65	67				
				78	H	Belmont	62	83	181	A	UT Martin	81	76				
				332	H	Tennessee St.	97	81	228	A	Southeast Mo. St.	59	56				
				236	A	Austin Peay	66	59	143	H	SIUE	51	66				

Non-Div I Games:	Brescia	120	41	Ky. Christian	115	39
------------------	---------	-----	----	---------------	-----	----

Morehead St.

Loss, Non-Conf, S Site, H Home A Away N Neutral

Average RPI Win: 311
Average RPI Loss: 183

WON-LOST
RECORD

WINNING
PCT. RANK

LAST 10
GAMES

STRENGTH OF
SCHEDULE

OPP. STRENGTH
OF SCHEDULE

TEAM
RPI

ADJ.
RPI

CONF.
RPI

ADJ CONF.
RPI

DIV. I ONLY	12- 11	163	5- 5	346	307	259	259	30	30
DIV. I NON-CONF.	5- 6	187	0- 0	261	192	202	202	30	30

TOTALS	RPI 1-25	RPI 26-50	W-L RECORDS	RPI 51-100	RPI 101-999	RPI 201+			
12- 11	0- 1	0- 2	OVERALL	0- 1	12- 7	12- 6			
7- 2	0- 0	0- 0	HOME	0- 0	7- 2	7- 2			
5- 8	0- 0	0- 0	AWAY	0- 0	5- 0	5- 0			
0- 1	0- 1	0- 0	NEUTRAL	0- 0	0- 0	0- 0			
5- 6	0- 1	0- 2	NON-CONFERENCE	0- 1	5- 2	5- 1			
3- 0	0- 0	0- 0	HOME	0- 0	3- 0	3- 0			
2- 5	0- 0	0- 2	AWAY	0- 1	2- 2	2- 1			
0- 1	0- 1	0- 0	NEUTRAL	0- 0	0- 0	0- 0			
7- 5	0- 0	0- 0	CONFERENCE	0- 0	7- 5	7- 5			
4- 2	0- 0	0- 0	HOME	0- 0	4- 2	4- 2			
3- 3	0- 0	0- 0	AWAY	0- 0	3- 3	3- 3			
0- 0	0- 0	0- 0	NEUTRAL	0- 0	0- 0	0- 0			

RPI 1-25				RPI 26-50				RPI 51-100				RPI 101+ Team's RPI: 259			
RPI	S	Opponent	Score	RPI	S	Opponent	Score	RPI	S	Opponent	Score	RPI	S	Opponent	Score
17	N	Iowa	46 90	31	A	Syracuse	68 95	54	A	West Virginia	41 84	114	A	Colorado St.	44 60
				36	A	Dayton	52 88					204	A	Norfolk St.	55 53
												216	A	N. C. A&T	60 67
												252	H	Howard	61 68
												274	H	Mt. St. Mary's	75 67
												278	H	UMES	63 50
												291	A	Central Conn. St.	61 41
												305	A	Coppin St.	53 55
												308	H	FIU	62 51
												314	H	South Carolina St.	65 55
												324	A	Marshall	68 73
												329	H	Delaware St.	54 62
												333	A	N. C. Central	57 60
												342	A	Savannah St.	70 41
												342	H	Savannah St.	73 67
												343	H	NJIT	55 43
												344	A	Florida A&M	59 44
												344	H	Florida A&M	61 56
												345	A	UMass Lowell	65 59
LAST 12 Division I GAMES:															
344	A	Florida A&M	59 44	305	A	Coppin St.	53 55								
342	A	Savannah St.	70 41	333	A	N. C. Central	57 60								
252	H	Howard	61 68	216	A	N. C. A&T	60 67								
204	A	Norfolk St.	55 53	342	H	Savannah St.	73 67								
314	H	South Carolina St.	65 55	344	H	Florida A&M	61 56								
329	H	Delaware St.	54 62	278	H	UMES	63 50								

Non-Div I Games: Cheyney 123 53 Lincoln (PA) 60 41

Morgan St.

Loss, Non-Conf, S Site, H Home A Away N Neutral

Average RPI Win:	282	WON-LOST	WINNING	LAST 10	STRENGTH OF	OPP. STRENGTH	TEAM	ADJ.	CONF.	ADJ CONF.
Average RPI Loss:	213	RECORD	PCT. RANK	GAMES	SCHEDULE	OF SCHEDULE	RPI	RPI	RPI	RPI
DIV. I ONLY	8- 16	258	3- 7	273	330	274	274	29	29	
DIV. I NON-CONF.	3- 8	268	0- 0	222	236	259	259	29	29	

TOTALS	RPI 1-25	RPI 26-50	W-L RECORDS	RPI 51-100	RPI 101-999	RPI 201+				
8- 16	0- 2	0- 0	OVERALL	0- 0	8- 14	8- 11				
4- 5	0- 0	0- 0	HOME	0- 0	4- 5	4- 4				
4- 11	0- 0	0- 0	AWAY	0- 0	4- 0	4- 0				
0- 0	0- 0	0- 0	NEUTRAL	0- 0	0- 0	0- 0				
3- 8	0- 2	0- 0	NON-CONFERENCE	0- 0	3- 6	3- 5				
2- 1	0- 0	0- 0	HOME	0- 0	2- 1	2- 1				
1- 7	0- 2	0- 0	AWAY	0- 0	1- 5	1- 4				
0- 0	0- 0	0- 0	NEUTRAL	0- 0	0- 0	0- 0				
5- 8	0- 0	0- 0	CONFERENCE	0- 0	5- 8	5- 6				
2- 4	0- 0	0- 0	HOME	0- 0	2- 4	2- 3				
3- 4	0- 0	0- 0	AWAY	0- 0	3- 4	3- 3				
0- 0	0- 0	0- 0	NEUTRAL	0- 0	0- 0	0- 0				

RPI 1-25				RPI 26-50				RPI 51-100				RPI 101+ Team's RPI: 274			
RPI	S	Opponent	Score	RPI	S	Opponent	Score	RPI	S	Opponent	Score	RPI	S	Opponent	Score
2	A	Notre Dame	65 121									113	A	Saint Francis (PA)	88 92
18	A	Maryland	57 97									145	H	Robert Morris	68 77
												189	A	Lehigh	71 75
												214	A	Xavier	45 66
												224	H	Gardner-Webb	67 75
												235	H	Loyola Maryland	71 63
												259	A	Morgan St.	67 75
												260	A	Fairfield	65 76
												269	A	St. Francis Brooklyn	73 82
												269	H	St. Francis Brooklyn	56 75
												276	A	Fairleigh Dickinson	55 53
												276	H	Fairleigh Dickinson	55 52
												278	A	UMES	66 63
												281	H	Rider	82 78
												284	A	LIU Brooklyn	48 53
												284	H	LIU Brooklyn	59 61
												290	A	Sacred Heart	44 56
												290	H	Sacred Heart	52 82
												291	A	Central Conn. St.	68 56
												295	A	Bryant	68 63
												305	A	Coppin St.	54 68
												325	H	Wagner	79 56

LAST 12 Division I GAMES:															
290	A	Sacred Heart	44 56	113	A	Saint Francis (PA)	88 92								
276	A	Fairleigh Dickinson	55 53	284	A	LIU Brooklyn	48 53								
269	H	St. Francis Brooklyn	56 75	269	A	St. Francis Brooklyn	73 82								
284	H	LIU Brooklyn	59 61	276	H	Fairleigh Dickinson	55 52								
325	H	Wagner	79 56	290	H	Sacred Heart	52 82								
145	H	Robert Morris	68 77	295	A	Bryant	68 63								

Non-Div I Games:

Mt. St. Mary's

Average RPI Win:	290	WON-LOST	WINNING	LAST 10	STRENGTH OF	OPP. STRENGTH	TEAM	ADJ.	CONF.	ADJ CONF.
Average RPI Loss:	179	RECORD	PCT. RANK	GAMES	SCHEDULE	OF SCHEDULE	RPI	RPI	RPI	RPI
DIV. I ONLY	8- 17	269	4- 6	301	274	298	298	25	25	
DIV. I NON-CONF.	3- 7	254	0- 0	312	251	304	304	27	27	

TOTALS	RPI 1-25	RPI 26-50	W-L RECORDS	RPI 51-100	RPI 101-999	RPI 201+				
8- 17	0- 1	0- 0	OVERALL	0- 2	8- 14	8- 6				
5- 7	0- 0	0- 0	HOME	0- 0	5- 7	5- 2				
3- 10	0- 1	0- 0	AWAY	0- 2	3- 7	3- 4				
0- 0	0- 0	0- 0	NEUTRAL	0- 0	0- 0	0- 0				
3- 7	0- 1	0- 0	NON-CONFERENCE	0- 1	3- 5	3- 3				
2- 2	0- 0	0- 0	HOME	0- 0	2- 2	2- 0				
1- 5	0- 1	0- 0	AWAY	0- 1	1- 3	1- 3				
0- 0	0- 0	0- 0	NEUTRAL	0- 0	0- 0	0- 0				
5- 10	0- 0	0- 0	CONFERENCE	0- 1	5- 9	5- 3				
3- 5	0- 0	0- 0	HOME	0- 0	3- 5	3- 2				
2- 5	0- 0	0- 0	AWAY	0- 1	2- 4	2- 1				
0- 0	0- 0	0- 0	NEUTRAL	0- 0	0- 0	0- 0				

RPI 1-25				RPI 26-50				RPI 51-100				RPI 101+ Team's RPI: 298			
RPI	S	Opponent	Score	RPI	S	Opponent	Score	RPI	S	Opponent	Score	RPI	S	Opponent	Score
4	A	Louisville	51 115					78	A	Belmont	65 70	107	H	Butler	59 88
								85	A	Alabama	47 68	130	H	ETSU	68 96
												143	A	SIUE	68 77
												143	H	SIUE	70 75
												181	A	UT Martin	67 85
												181	H	UT Martin	80 97
												196	A	Jacksonville St.	65 97
												196	H	Jacksonville St.	55 59
												208	H	Morehead St.	80 82
												228	A	Southeast Mo. St.	70 80
												228	H	Southeast Mo. St.	74 85
												230	A	UNCG	63 52
												236	H	Austin Peay	91 65
												243	H	Northern Ky.	98 87
												264	A	Lipscomb	64 65
												293	H	Eastern Ky.	75 68
												300	A	Tennessee Tech	72 63
												317	A	Alabama A&M	54 71
												332	A	Tennessee St.	85 73
												337	H	Mississippi Val.	64 63
												346	H	Eastern Ill.	72 61
												349	A	Evansville	81 89
LAST 12 Division I GAMES:															
196	H	Jacksonville St.	55 59	208	H	Morehead St.	80 82								
143	A	SIUE	68 77	332	A	Tennessee St.	85 73								
236	H	Austin Peay	91 65	78	A	Belmont	65 70								
181	A	UT Martin	67 85	300	A	Tennessee Tech	72 63								
228	A	Southeast Mo. St.	70 80	196	A	Jacksonville St.	65 97								
293	H	Eastern Ky.	75 68	181	H	UT Martin	80 97								

Non-Div I Games: Bethel (TN) 81 76

Murray St.

Average RPI Win: 294

Average RPI Loss: 96

WON-LOST
RECORDWINNING
PCT. RANKLAST 10
GAMESSTRENGTH OF
SCHEDULEOPP. STRENGTH
OF SCHEDULETEAM
RPIADJ.
RPICONF.
RPIADJ CONF.
RPIDIV. I ONLY
DIV. I NON-CONF.13- 8
3- 7104
2549- 1
0- 0323
181231
55216
267216
26730
3030
30

TOTALS

RPI 1-25

RPI 26-50

W-L RECORDS

RPI 51-100

RPI 101-999

RPI 201+

13- 8

0- 0

0- 1

OVERALL

0- 4

13- 3

13- 0

8- 3

0- 0

0- 1

HOME

0- 1

8- 1

8- 0

5- 3

0- 0

0- 0

AWAY

0- 1

5- 2

5- 0

0- 2

0- 0

0- 0

NEUTRAL

0- 2

0- 0

0- 0

3- 7

0- 0

0- 1

NON-CONFERENCE

0- 4

3- 2

3- 0

3- 2

0- 0

0- 1

HOME

0- 1

3- 0

3- 0

0- 3

0- 0

0- 0

AWAY

0- 1

0- 2

0- 0

0- 2

0- 0

0- 0

NEUTRAL

0- 2

0- 0

0- 0

10- 1

0- 0

0- 0

CONFERENCE

0- 0

10- 1

10- 0

5- 1

0- 0

0- 0

HOME

0- 0

5- 1

5- 0

5- 0

0- 0

0- 0

AWAY

0- 0

5- 0

5- 0

0- 0

0- 0

0- 0

NEUTRAL

0- 0

0- 0

0- 0

RPI 1-25

RPI 26-50

RPI 51-100

RPI 101+

Team's RPI: 216

RPI S Opponent Score

RPI S Opponent Score

RPI S Opponent Score

RPI S Opponent Score

27 H Georgia 63 73

56 H El on 59 90

102 A Auburn 53 63

58 N Duquesne 60 73

181 A UT Martin 63 76

65 N Harvard 60 64

198 H Hampton 51 63

83 A Ohio 65 72

204 H Norfolk St. 53 51

252 A Howard 76 68

258 H Appal achian St. 81 56

259 H Morgan St. 67 60

278 A UMES 57 45

302 H Western Caro. 68 59

305 H Coppin St. 64 63

314 A South Carolina St. 74 54

321 H Ga. Southern 60 49

329 A Delaware St. 66 48

329 H Delaware St. 75 55

333 H N.C. Central 67 54

342 A Savannah St. 69 44

LAST 12 Division I GAMES:

342 A Savannah St. 69 44

252 A Howard 76 68

314 A South Carolina St. 74 54

278 A UMES 57 45

198 H Hampton 51 63

305 H Coppin St. 64 63

329 H Delaware St. 75 55

259 H Morgan St. 67 60

204 H Norfolk St. 53 51

329 A Delaware St. 66 48

333 H N.C. Central 67 54

83 A Ohio 65 72

Non-Div I Games:

Saint Augustine's 94 42

St. Andrews

90 40

N. C. A&T

Loss, Non-Conf, S Site, H Home A Away N Neutral

Average RPI Win:	314	WON-LOST	WINNING	LAST 10	STRENGTH OF	OPP. STRENGTH	TEAM	ADJ.	CONF.	ADJ CONF.
Average RPI Loss:	210	RECORD	PCT. RANK	GAMES	SCHEDULE	OF SCHEDULE	RPI	RPI	RPI	RPI
DIV. I ONLY	5- 18	307	3- 7	313	327	333	333	30	30	
DIV. I NON-CONF.	1- 11	331	0- 1	277	297	342	342	30	30	

TOTALS	RPI 1-25	RPI 26-50	W-L RECORDS	RPI 51-100	RPI 101-999	RPI 201+				
5- 18	0- 0	0- 1	OVERALL	0- 1	5- 16	5- 12				
4- 4	0- 0	0- 1	HOME	0- 0	4- 3	4- 2				
1- 14	0- 0	0- 0	AWAY	0- 1	1- 13	1- 10				
0- 0	0- 0	0- 0	NEUTRAL	0- 0	0- 0	0- 0				
1- 11	0- 0	0- 1	NON-CONFERENCE	0- 1	1- 9	1- 7				
1- 2	0- 0	0- 1	HOME	0- 0	1- 1	1- 1				
0- 9	0- 0	0- 0	AWAY	0- 1	0- 8	0- 6				
0- 0	0- 0	0- 0	NEUTRAL	0- 0	0- 0	0- 0				
4- 7	0- 0	0- 0	CONFERENCE	0- 0	4- 7	4- 5				
3- 2	0- 0	0- 0	HOME	0- 0	3- 2	3- 1				
1- 5	0- 0	0- 0	AWAY	0- 0	1- 5	1- 4				
0- 0	0- 0	0- 0	NEUTRAL	0- 0	0- 0	0- 0				

RPI 1-25	RPI 26-50	RPI 51-100	RPI 101+	Team's RPI: 333
RPI S Opponent Score	RPI S Opponent Score	RPI S Opponent Score	RPI S Opponent Score	Score
	41 H Oregon St. 44 97	56 A El on 50 78	104 A Iowa St. 58 99	
			114 A Colorado St. 48 85	
			126 A Bethune-Cookman 47 57	
			198 H Hampton 53 62	
			202 A East Carolina 61 73	
			204 H Norfolk St. 60 75	
			216 A N. C. A&T 54 67	
			248 H Campbell 51 58	
			252 A Howard 54 69	
			259 H Morgan St. 60 57	
			261 A UNCW 63 89	
			266 A Coastal Caro. 65 68	
			278 A UMES 73 84	
			279 A Presbyterian 60 69	
			285 A USC Upstate 61 66	
			297 A Wofford 56 77	
			305 H Coppin St. 60 52	
			329 A Delaware St. 74 67	
			329 H Delaware St. 76 60	
			344 A Florida A&M 81 84	
			347 H Longwood 87 75	
LAST 12 Division I GAMES:				
	126 A Bethune-Cookman 47 57	252 A Howard 54 69		
	344 A Florida A&M 81 84	259 H Morgan St. 60 57		
	329 H Delaware St. 76 60	305 H Coppin St. 60 52		
	198 H Hampton 53 62	204 H Norfolk St. 60 75		
	216 A N. C. A&T 54 67	329 A Delaware St. 74 67		
	278 A UMES 73 84	285 A USC Upstate 61 66		

Non-Div I Games: Johnson & Wales (NC) 8 51

N. C. Central

N
C
S
t
a
t
e

NC State				Through Games Of Feb. 16, 2018											
Average RPI	Win:	117	WON-LOST	WINNING	LAST 10	STRENGTH OF	OPP. STRENGTH	TEAM	ADJ.	CONF.	ADJ CONF.				
Average RPI	Loss:	27	RECORD	PCT. RANK	GAMES	SCHEDULE	OF SCHEDULE	RPI	RPI	RPI	RPI				
DIV. I ONLY	20- 6	39	8- 2	21	12	19	19	1	1						
DIV. I NON-CONF.	11- 2	22	0- 0	77	33	24	24	1	1						

TOTALS	RPI 1-25		RPI 26-50		W-L RECORDS	RPI 51-100		RPI 101-999		RPI 201+					
20- 6	1- 3		1- 2		OVERALL	7- 1		11- 0		2- 0					
13- 2	1- 1		1- 1		HOME	4- 0		7- 0		1- 0					
6- 3	0- 2		0- 0		AWAY	2- 1		4- 0		1- 0					
1- 1	0- 0		0- 1		NEUTRAL	1- 0		0- 0		0- 0					
11- 2	0- 1		0- 1		NON-CONFERENCE	4- 0		7- 0		2- 0					
8- 0	0- 0		0- 0		HOME	3- 0		5- 0		1- 0					
2- 1	0- 1		0- 0		AWAY	0- 0		2- 0		1- 0					
1- 1	0- 0		0- 1		NEUTRAL	1- 0		0- 0		0- 0					
9- 4	1- 2		1- 1		CONFERENCE	3- 1		4- 0		0- 0					
5- 2	1- 1		1- 1		HOME	1- 0		2- 0		0- 0					
4- 2	0- 1		0- 0		AWAY	2- 1		2- 0		0- 0					
0- 0	0- 0		0- 0		NEUTRAL	0- 0		0- 0		0- 0					

RPI 1-25 Team's RPI: 19				RPI 26-50				RPI 51-100				RPI 101+			
RPI	S	Opponent	Score	RPI	S	Opponent	Score	RPI	S	Opponent	Score	RPI	S	Opponent	Score
4	H	Louisville	47 55	30	H	Virginia	63 73	51	A	Miami (FL)	48 52	108	A	North Carolina	66 53
6	H	Florida St.	65 56	31	H	Syracuse	60 56	56	H	Elon	70 57	108	H	North Carolina	73 54
20	A	Duke	56 69	35	N	South Dakota St.	67 75	64	H	Georgia Tech	56 43	117	H	Georgetown	63 49
22	A	Rutgers	53 57					73	A	Virginia Tech	68 51	128	A	Vanderbilt	83 72
								85	N	Alabama	68 49	130	H	ETSU	70 58
								89	H	Jacksonville	64 44	136	A	Clemson	62 41
								98	A	Wake Forest	82 68	137	H	South Ala.	71 50
								100	H	Tulane	79 55	168	H	Davidson	73 49
												201	H	Boston College	72 54
												223	H	UNC Asheville	87 55
												280	A	Old Dominion	73 56

LAST 12 Division I GAMES:															
108	H	North Carolina	73 54	108	A	North Carolina	66 53								
51	A	Miami (FL)	48 52	31	H	Syracuse	60 56								
201	H	Boston College	72 54	64	H	Georgia Tech	56 43								
6	H	Florida St.	65 56	20	A	Duke	56 69								
136	A	Clemson	62 41	30	H	Virginia	63 73								
98	A	Wake Forest	82 68	4	H	Louisville	47 55								

N
C
S
t
a
t
e

Non-Div I Games:

NC State

Average RPI Win:	274	WON-LOST	WINNING	LAST 10	STRENGTH OF	OPP. STRENGTH	TEAM	ADJ.	CONF.	ADJ CONF.
Average RPI Loss:	203	RECORD	PCT. RANK	GAMES	SCHEDULE	OF SCHEDULE	RPI	RPI	RPI	RPI
DIV. I ONLY	2- 23	341	1- 9	263	320	343	343	22	22	
DIV. I NON-CONF.	1- 13	336	0- 1	271	343	344	344	21	21	
<hr/>										
TOTALS	RPI 1-25	RPI 26-50	W-L RECORDS	RPI 51-100	RPI 101-999	RPI 201+				
2- 23	0- 0	0- 3	OVERALL	0- 3	2- 17	2- 12				
2- 12	0- 0	0- 1	HOME	0- 2	2- 9	2- 8				
0- 11	0- 0	0- 2	AWAY	0- 1	0- 8	0- 4				
0- 0	0- 0	0- 0	NEUTRAL	0- 0	0- 0	0- 0				
1- 13	0- 0	0- 1	NON-CONFERENCE	0- 2	1- 10	1- 7				
1- 6	0- 0	0- 0	HOME	0- 1	1- 5	1- 5				
0- 7	0- 0	0- 1	AWAY	0- 1	0- 5	0- 2				
0- 0	0- 0	0- 0	NEUTRAL	0- 0	0- 0	0- 0				
1- 10	0- 0	0- 2	CONFERENCE	0- 1	1- 7	1- 5				
1- 6	0- 0	0- 1	HOME	0- 1	1- 4	1- 3				
0- 4	0- 0	0- 1	AWAY	0- 0	0- 3	0- 2				
0- 0	0- 0	0- 0	NEUTRAL	0- 0	0- 0	0- 0				

RPI 1-25				RPI 26-50				RPI 51-100				RPI 101+				Team's RPI: 343	
RPI	S	Opponent	Score	RPI	S	Opponent	Score	RPI	S	Opponent	Score	RPI	S	Opponent	Score		
				35	A	South Dakota St.	48 92	74	H	Penn	38 77	147	A	Binghamton	36 67		
				49	A	FGCU	66 90	89	H	Jacksonville	58 88	173	A	Army West Point	49 79		
				49	H	FGCU	43 89	99	A	Dartmouth	50 81	183	A	Stetson	55 73		
												183	H	Stetson	53 72		
												189	A	Lehigh	50 64		
												229	H	North Florida	75 65		
												259	A	Morgan St.	43 55		
												264	A	Lipscomb	58 66		
												264	H	Lipscomb	58 74		
												267	H	Cornell	46 61		
												275	A	North Dakota St.	58 105		
												276	H	Fairleigh Dickinson	70 74		
												281	H	Rider	64 79		
												284	H	LIU Brooklyn	49 67		
												285	H	USC Upstate	57 95		
												301	A	Kennesaw St.	65 80		
												301	H	Kennesaw St.	58 61		
												319	H	Long Beach St.	73 57		
												348	H	Saint Peter's	52 59		
LAST 12 Division I GAMES:																	
				49	H	FGCU	43 89	229	H	North Florida	75 65						
				183	H	Stetson	53 72	89	H	Jacksonville	58 88						
				301	H	Kennesaw St.	58 61	183	A	Stetson	55 73						
				264	A	Lipscomb	58 66	49	A	FGCU	66 90						
				301	A	Kennesaw St.	65 80	285	H	USC Upstate	57 95						
				264	H	Lipscomb	58 74	267	H	Cornell	46 61						

Non-Div I Games: St. Joseph's (Brkn)106 42

NJIT

Average RPI Win: 236
Average RPI Loss: 114

Average RPI	Wi n:	236	WON-LOST	WINNING	LAST 10	STRENGTH OF	OPP. STRENGTH	TEAM	ADJ.	CONF.	ADJ CONF.
Average RPI	Loss:	114	RECORD	PCT. RANK	GAMES	SCHEDULE	OF SCHEDULE	RPI	RPI	RPI	RPI
DIV. I ONLY			20- 4	17	9- 1	270	221	79	79	15	15
DIV. I NON-CONF.			9- 1	19	0- 0	294	324	78	78	18	18

TOTALS	RPI 1-25		RPI 26-50		W-L RECORDS	RPI 51-100		RPI 101-999		RPI 201+	
20- 4	0- 0		0- 0		OVERALL	0- 2		20- 2		14- 0	
12- 0	0- 0		0- 0		HOME	0- 0		12- 0		10- 0	
8- 4	0- 0		0- 0		AWAY	0- 2		8- 2		4- 0	
0- 0	0- 0		0- 0		NEUTRAL	0- 0		0- 0		0- 0	
9- 1	0- 0		0- 0		NON-CONFERENCE	0- 1		9- 0		7- 0	
6- 0	0- 0		0- 0		HOME	0- 0		6- 0		6- 0	
3- 1	0- 0		0- 0		AWAY	0- 1		3- 0		1- 0	
0- 0	0- 0		0- 0		NEUTRAL	0- 0		0- 0		0- 0	
11- 3	0- 0		0- 0		CONFERENCE	0- 1		11- 2		7- 0	
6- 0	0- 0		0- 0		HOME	0- 0		6- 0		4- 0	
5- 3	0- 0		0- 0		AWAY	0- 1		5- 2		3- 0	
0- 0	0- 0		0- 0		NEUTRAL	0- 0		0- 0		0- 0	

RPI 1-25				RPI 26-50				RPI 51-100				Team's RPI: 79		RPI 101+			
RPI	S	Opponent	Score	RPI	S	Opponent	Score	RPI	S	Opponent	Score		RPI	S	Opponent	Score	
								55	A	Ameri can	41	46	124	A	Bucknel l	39	47
								87	A	New Mexi co	87	94	159	A	Marist	77	70
													173	A	Army West Point	55	46
													173	H	Army West Point	70	44
													189	A	Lehigh	63	66
													189	H	Lehigh	53	50
													194	A	Richmond	76	56
													195	A	Boston U.	64	59
													204	H	Norfolk St.	70	51
													234	A	Lafayette	59	43
													234	H	Lafayette	65	59
													235	H	Loyol a Maryl and	73	44
													249	A	Holy Cross	65	58
													249	H	Holy Cross	62	54
													257	H	St. Bonaventure	86	48
													265	A	Colgate	69	42
													265	H	Colgate	70	54
													275	H	North Dakota St.	67	54
													281	H	Ri der	63	44
													284	A	LIU Brookl yn	79	47
													299	H	Monmouth	73	49
													307	H	Air Force	71	64
LAST 12 Division I GAMES:																	
				234	A	Lafayette	59	43	195	A	Boston U.	64	59				
				173	A	Army West Point	55	46	234	H	Lafayette	65	59				
				249	H	Holy Cross	62	54	173	H	Army West Point	70	44				
				265	A	Colgate	69	42	249	A	Holy Cross	65	58				
				189	H	Lehigh	53	50	265	H	Colgate	70	54				
				124	A	Bucknell	39	47	55	A	Ameri can	41	46				

Navy

Average RPI Win:	150	WON-LOST	WINNING	LAST 10	STRENGTH OF	OPP. STRENGTH	TEAM	ADJ.	CONF.	ADJ CONF.
Average RPI Loss:	51	RECORD	PCT. RANK	GAMES	SCHEDULE	OF SCHEDULE	RPI	RPI	RPI	RPI
DIV. I ONLY	19- 7	53	8- 2	85	31	60	60	3	3	
DIV. I NON-CONF.	9- 4	82	0- 0	242	54	138	138	4	4	

TOTALS	RPI 1-25	RPI 26-50	W-L RECORDS	RPI 51-100	RPI 101-999	RPI 201+				
19- 7	3- 3	2- 2	OVERALL	2- 1	12- 1	7- 0				
9- 6	1- 2	1- 2	HOME	0- 1	7- 1	4- 0				
9- 0	2- 0	1- 0	AWAY	2- 0	4- 0	2- 0				
1- 1	0- 1	0- 0	NEUTRAL	0- 0	1- 0	1- 0				
9- 4	0- 1	0- 1	NON-CONFERENCE	1- 1	8- 1	5- 0				
5- 3	0- 0	0- 1	HOME	0- 1	5- 1	3- 0				
3- 0	0- 0	0- 0	AWAY	1- 0	2- 0	1- 0				
1- 1	0- 1	0- 0	NEUTRAL	0- 0	1- 0	1- 0				
10- 3	3- 2	2- 1	CONFERENCE	1- 0	4- 0	2- 0				
4- 3	1- 2	1- 1	HOME	0- 0	2- 0	1- 0				
6- 0	2- 0	1- 0	AWAY	1- 0	2- 0	1- 0				
0- 0	0- 0	0- 0	NEUTRAL	0- 0	0- 0	0- 0				

RPI 1-25				RPI 26-50				RPI 51-100				Team's RPI : 60				RPI 101+			
RPI	S	Opponent	Score	RPI	S	Opponent	Score	RPI	S	Opponent	Score	RPI	S	Opponent	Score	RPI	S	Opponent	Score
7	H	Ohio St.	61 73	37	A	Minnesota	79 74	63	A	Michigan St.	79 69	105	H	Arkansas	80 69				
14	N	Buffalo	72 82	42	H	Purdue	75 51	81	A	Drake	89 84	136	H	Clemson	66 67				
17	A	Iowa	92 74	43	H	Creighton	49 64	92	H	Washington St.	61 73	143	H	SIUE	62 53				
17	H	Iowa	74 65	47	H	Michigan	64 69					167	A	Kansas	66 49				
18	H	Maryland	57 64									188	H	Wisconsin	51 48				
22	A	Rutgers	52 42									192	A	Northwestern	69 59				
																212	A	Illinois	80 72
																212	H	Illinois	62 47
																225	H	Fla. Atlantic	86 69
																250	A	San Jose St.	81 55
																266	N	Coastal Caro.	55 47
																271	H	UMKC	80 60
																339	H	Ark. -Pine Bluff	73 52
LAST 12 Division I GAMES:																			
				63	A	Michigan St.	79 69	22	A	Rutgers	52 42								
				188	H	Wisconsin	51 48	17	H	Iowa	74 65								
				18	H	Maryland	57 64	47	H	Michigan	64 69								
				212	H	Illinois	62 47	212	A	Illinois	80 72								
				17	A	Iowa	92 74	192	A	Northwestern	69 59								
				42	H	Purdue	75 51	37	A	Minnesota	79 74								

Average RPI Win:	220	WON-LOST	WINNING	LAST 10	STRENGTH OF	OPP. STRENGTH	TEAM	ADJ.	CONF.	ADJ CONF.
Average RPI Loss:	128	RECORD	PCT. RANK	GAMES	SCHEDULE	OF SCHEDULE	RPI	RPI	RPI	RPI
DIV. I ONLY	10- 13	212	3- 7	137	128	200	200	16	16	
DIV. I NON-CONF.	6- 4	122	0- 0	147	113	139	139	14	14	

TOTALS	RPI 1-25	RPI 26-50	W-L RECORDS	RPI 51-100	RPI 101-999	RPI 201+				
10- 13	0- 1	0- 1	OVERALL	0- 5	10- 6	6- 3				
7- 5	0- 1	0- 0	HOME	0- 1	7- 3	4- 1				
2- 7	0- 0	0- 0	AWAY	0- 4	2- 3	1- 2				
1- 1	0- 0	0- 1	NEUTRAL	0- 0	1- 0	1- 0				
6- 4	0- 1	0- 1	NON-CONFERENCE	0- 1	6- 1	4- 1				
4- 2	0- 1	0- 0	HOME	0- 0	4- 1	2- 1				
1- 1	0- 0	0- 0	AWAY	0- 1	1- 0	1- 0				
1- 1	0- 0	0- 1	NEUTRAL	0- 0	1- 0	1- 0				
4- 9	0- 0	0- 0	CONFERENCE	0- 4	4- 5	2- 2				
3- 3	0- 0	0- 0	HOME	0- 1	3- 2	2- 0				
1- 6	0- 0	0- 0	AWAY	0- 3	1- 3	0- 2				
0- 0	0- 0	0- 0	NEUTRAL	0- 0	0- 0	0- 0				

RPI 1-25				RPI 26-50				RPI 51-100				RPI 101+ Team's RPI: 200			
RPI	S	Opponent	Score	RPI	S	Opponent	Score	RPI	S	Opponent	Score	RPI	S	Opponent	Score
1	H	UConn	57 88	41	N	Oregon St.	49 89	75	A	Wyoming	60 66	114	H	Colorado St.	59 65
								75	H	Wyoming	62 65	120	H	Portland St.	67 55
								87	A	New Mexico	68 72	146	A	Fresno St.	55 68
								91	A	UNLV	75 77	146	H	Fresno St.	90 73
								94	A	Utah	61 87	165	A	Boise St.	72 68
												165	H	Boise St.	55 63
												186	H	SMU	80 72
												221	A	Seattle U	74 65
												232	H	Pepperdine	72 77
												242	N	Montana St.	67 53
												247	A	San Diego St.	72 75
												250	H	San Jose St.	91 63
												272	H	Sacramento St.	95 68
												286	H	Santa Clara	52 41
												292	A	Utah St.	57 79
												307	H	Air Force	70 60

LAST 12 Division I GAMES:															
165	H	Boise St.	55 63	165	A	Boise St.	72 68	250	H	San Jose St.	91 63				
247	A	San Diego St.	72 75	292	A	Utah St.	57 79	307	H	Air Force	70 60				
91	A	UNLV	75 77	75	A	Wyoming	60 66	87	A	New Mexico	68 72				
114	H	Colorado St.	59 65												
146	A	Fresno St.	55 68												
75	H	Wyoming	62 65												

Non-Div I Games: Stanislaus St. 81 60

Nevada

Average RPI Win:	244	WON-LOST	WINNING	LAST 10	STRENGTH OF	OPP. STRENGTH	TEAM	ADJ.	CONF.	ADJ CONF.
Average RPI Loss:	158	RECORD	PCT. RANK	GAMES	SCHEDULE	OF SCHEDULE	RPI	RPI	RPI	RPI
DIV. I ONLY	16- 10	106	5- 5	302	212	177	177	20	20	
DIV. I NON-CONF.	8- 4	87	0- 0	337	214	192	192	24	24	

TOTALS	RPI 1-25	RPI 26-50	W-L RECORDS	RPI 51-100	RPI 101-999	RPI 201+				
16- 10	0- 0	0- 0	OVERALL	1- 4	15- 6	11- 3				
8- 3	0- 0	0- 0	HOME	1- 1	7- 2	4- 1				
7- 6	0- 0	0- 0	AWAY	0- 3	7- 3	6- 1				
1- 1	0- 0	0- 0	NEUTRAL	0- 0	1- 1	1- 1				
8- 4	0- 0	0- 0	NON-CONFERENCE	0- 1	8- 3	6- 2				
4- 0	0- 0	0- 0	HOME	0- 0	4- 0	2- 0				
3- 3	0- 0	0- 0	AWAY	0- 1	3- 2	3- 1				
1- 1	0- 0	0- 0	NEUTRAL	0- 0	1- 1	1- 1				
8- 6	0- 0	0- 0	CONFERENCE	1- 3	7- 3	5- 1				
4- 3	0- 0	0- 0	HOME	1- 1	3- 2	2- 1				
4- 3	0- 0	0- 0	AWAY	0- 2	4- 1	3- 0				
0- 0	0- 0	0- 0	NEUTRAL	0- 0	0- 0	0- 0				

RPI 1-25				RPI 26-50				RPI 51-100				RPI 101+				Team's RPI: 177
RPI	S	Opponent	Score	RPI	S	Opponent	Score	RPI	S	Opponent	Score	RPI	S	Opponent	Score	
								80	A	Albany (NY)	53 66	135	H	Northeastern	65 50	
								80	H	Albany (NY)	74 68	147	A	Binghamton	63 61	
								83	A	Maine	46 77	147	H	Binghamton	52 54	
								83	H	Maine	46 56	158	A	Hartford	49 85	
								99	A	Dartmouth	49 57	158	H	Hartford	76 58	
												195	H	Boston U.	72 57	
												201	A	Boston College	55 64	
												203	A	Stony Brook	51 50	
												214	A	Xavier	66 71	
												231	N	La Salle	51 59	
												256	H	Manhattan	68 55	
												260	N	Fairfield	71 61	
												267	H	Cornell	48 45	
												288	A	Vermont	52 49	
												288	H	Vermont	53 58	
												290	A	Sacred Heart	74 47	
												295	A	Bryant	74 65	
												325	A	Wagner	65 53	
												326	A	UMBC	51 46	
												326	H	UMBC	56 51	
												345	H	UMass Lowell	66 45	

LAST 12 Division I GAMES:																
				158	H	Hartford	76 58					147	H	Binghamton	52 54	
				326	A	UMBC	51 46					83	H	Maine	46 56	
				83	A	Maine	46 77					203	A	Stony Brook	51 50	
				288	H	Vermont	53 58					288	A	Vermont	52 49	
				80	H	Albany (NY)	74 68					345	H	UMass Lowell	66 45	
				158	A	Hartford	49 85					147	A	Binghamton	63 61	

Non-Div I Games: Colby-Sawyer 64 40

New Hampshire

■ Loss,
 ■ Non-Conf,
 ■ S Site,
 ■ Home
 ■ Away
 N Neutral

Average RPI Win:	193	WON-LOST	WINNING	LAST 10	STRENGTH OF	OPP. STRENGTH	TEAM	ADJ.	CONF.	ADJ CONF.
Average RPI Loss:	139	RECORD	PCT. RANK	GAMES	SCHEDULE	OF SCHEDULE	RPI	RPI	RPI	RPI
DIV. I ONLY	19- 7	53	5- 5	205	110	87	87	16	16	
DIV. I NON-CONF.	11- 1	13	0- 0	72	105	13	13	14	14	

TOTALS	RPI 1-25	RPI 26-50	W-L RECORDS	RPI 51-100	RPI 101-999	RPI 201+				
19- 7	0- 0	1- 1	OVERALL	1- 2	17- 4	9- 2				
15- 1	0- 0	1- 0	HOME	1- 1	13- 0	6- 0				
4- 6	0- 0	0- 1	AWAY	0- 1	4- 4	3- 2				
0- 0	0- 0	0- 0	NEUTRAL	0- 0	0- 0	0- 0				
11- 1	0- 0	1- 1	NON-CONFERENCE	1- 0	9- 0	4- 0				
9- 0	0- 0	1- 0	HOME	1- 0	7- 0	3- 0				
2- 1	0- 0	0- 1	AWAY	0- 0	2- 0	1- 0				
0- 0	0- 0	0- 0	NEUTRAL	0- 0	0- 0	0- 0				
8- 6	0- 0	0- 0	CONFERENCE	0- 2	8- 4	5- 2				
6- 1	0- 0	0- 0	HOME	0- 1	6- 0	3- 0				
2- 5	0- 0	0- 0	AWAY	0- 1	2- 4	2- 2				
0- 0	0- 0	0- 0	NEUTRAL	0- 0	0- 0	0- 0				

RPI S Opponent	Score	RPI S Opponent	Score	RPI S Opponent	Score	RPI S Opponent	Score
28 H Marquette	88 87	75 A Wyoming	55 66	109 H Western Mi ch.	88 76	114 A Colorado St.	71 74
29 A Oklahoma	63 105	79 H Navy	94 87	115 H Lamar University	90 58	146 H Fresno St.	88 75
		91 H UNLV	66 68	149 H Wichi ta St.	76 62	151 A UTEP	59 35
				161 H UC Irvine	83 61	165 A Boise St.	85 91
				165 H Boise St.	100 83	200 H Nevada	72 68
				212 H Illinois	97 68	220 H Texas Tech	90 56
				239 A New Mexico St.	101 93	239 H New Mexico St.	86 75
				247 A San Diego St.	89 97	250 A San Jose St.	86 95
				250 H San Jose St.	92 62	292 A Utah St.	74 50
				292 H Utah St.	80 47	307 A Air Force	88 59
				307 H Air Force	57 49		
LAST 12 Division I GAMES:							
292 A Utah St.	74 50	247 A San Diego St.	89 97				
307 H Air Force	57 49	91 H UNLV	66 68				
165 A Boise St.	85 91	146 H Fresno St.	88 75				
250 H San Jose St.	92 62	75 A Wyoming	55 66				
292 H Utah St.	80 47	250 A San Jose St.	86 95				
114 A Colorado St.	71 74	165 H Boise St.	100 83				

Non-Div I Games: Northern N.M. 107 66

New Mexico

Average RPI Win:	274	WON-LOST	WINNING	LAST 10	STRENGTH OF	OPP. STRENGTH	TEAM	ADJ.	CONF.	ADJ CONF.
Average RPI Loss:	177	RECORD	PCT. RANK	GAMES	SCHEDULE	OF SCHEDULE	RPI	RPI	RPI	RPI
DIV. I ONLY	11- 11	175	7- 3	276	334	239	239	31	31	
DIV. I NON-CONF.	4- 8	239	0- 1	234	252	263	263	31	31	

TOTALS	RPI 1-25	RPI 26-50	W-L RECORDS	RPI 51-100	RPI 101-999	RPI 201+				
11- 11	0- 0	0- 0	OVERALL	0- 2	11- 9	10- 6				
7- 3	0- 0	0- 0	HOME	0- 1	7- 2	6- 1				
4- 5	0- 0	0- 0	AWAY	0- 1	4- 4	4- 4				
0- 3	0- 0	0- 0	NEUTRAL	0- 0	0- 3	0- 1				
4- 8	0- 0	0- 0	NON-CONFERENCE	0- 2	4- 6	3- 3				
2- 3	0- 0	0- 0	HOME	0- 1	2- 2	1- 1				
2- 2	0- 0	0- 0	AWAY	0- 1	2- 1	2- 1				
0- 3	0- 0	0- 0	NEUTRAL	0- 0	0- 3	0- 1				
7- 3	0- 0	0- 0	CONFERENCE	0- 0	7- 3	7- 3				
5- 0	0- 0	0- 0	HOME	0- 0	5- 0	5- 0				
2- 3	0- 0	0- 0	AWAY	0- 0	2- 3	2- 3				
0- 0	0- 0	0- 0	NEUTRAL	0- 0	0- 0	0- 0				

RPI 1-25				RPI 26-50				RPI 51-100				RPI 101+				Team's RPI: 239	
RPI	S	Opponent	Score	RPI	S	Opponent	Score	RPI	S	Opponent	Score	RPI	S	Opponent	Score		
								87	A	New Mexico	75	86	105	N	Arkansas	60	69
								87	H	New Mexico	93	101	109	H	Western Mich.	55	64
												135	N	Northeastern	64	65	
												151	H	UTEP	76	68	
												206	H	UC Santa Barbara	47	77	
												221	A	Seattle U	59	69	
												222	A	CSU Bakersfield	52	62	
												222	H	CSU Bakersfield	56	48	
												232	A	Pepperdine	86	64	
												233	N	Texas Southern	50	66	
												244	H	A&M-Corpus Christi	70	61	
												270	A	Grand Canyon	34	50	
												270	H	Grand Canyon	64	60	
												271	H	UMKC	70	62	
												277	A	Arizona	44	83	
												311	A	UTRGV	79	77	
												319	A	Long Beach St.	72	63	
												328	A	Utah Valley	82	72	
												328	H	Utah Valley	59	51	
												340	H	Chicago St.	74	59	

LAST 12 Division I GAMES:																	
				328	H	Utah Valley	59	51	221	A	Seattle U	59	69				
				270	A	Grand Canyon	34	50	222	H	CSU Bakersfield	56	48				
				222	A	CSU Bakersfield	52	62	270	H	Grand Canyon	64	60				
				311	A	UTRGV	79	77	340	H	Chicago St.	74	59				
				271	H	UMKC	70	62	206	H	UC Santa Barbara	47	77				
				328	A	Utah Valley	82	72	319	A	Long Beach St.	72	63				

Non-Div I Games: Tex. Permian Basin 85 58 Western N.M. 89 60

New Mexico St.

Loss,
Non-Conf,
S Site,
H Home
A Away
N Neutral

Average RPI Win:	271	WON-LOST	WINNING	LAST 10	STRENGTH OF	OPP. STRENGTH	TEAM	ADJ.	CONF.	ADJ CONF.
Average RPI Loss:	153	RECORD	PCT. RANK	GAMES	SCHEDULE	OF SCHEDULE	RPI	RPI	RPI	RPI
DIV. I ONLY	11- 13	203	6- 4	247	273	226	226	26	26	
DIV. I NON-CONF.	3- 7	254	0- 0	85	185	209	209	25	25	

TOTALS	RPI 1-25	RPI 26-50	W-L RECORDS	RPI 51-100	RPI 101-999	RPI 201+				
11- 13	0- 1	0- 0	OVERALL	0- 3	11- 9	10- 4				
7- 4	0- 0	0- 0	HOME	0- 1	7- 3	7- 1				
4- 9	0- 0	0- 0	AWAY	0- 1	4- 1	3- 1				
0- 0	0- 0	0- 0	NEUTRAL	0- 0	0- 0	0- 0				
3- 7	0- 1	0- 0	NON-CONFERENCE	0- 3	3- 3	3- 0				
2- 2	0- 0	0- 0	HOME	0- 1	2- 1	2- 0				
1- 5	0- 1	0- 0	AWAY	0- 2	1- 2	1- 0				
0- 0	0- 0	0- 0	NEUTRAL	0- 0	0- 0	0- 0				
8- 6	0- 0	0- 0	CONFERENCE	0- 0	8- 6	7- 4				
5- 2	0- 0	0- 0	HOME	0- 0	5- 2	5- 1				
3- 4	0- 0	0- 0	AWAY	0- 0	3- 4	2- 3				
0- 0	0- 0	0- 0	NEUTRAL	0- 0	0- 0	0- 0				

RPI 1-25				RPI 26-50				RPI 51-100				RPI 101+ Team's RPI: 226			
RPI	S	Opponent	Score	RPI	S	Opponent	Score	RPI	S	Opponent	Score	RPI	S	Opponent	Score
16	A	Missouri	45 81					51	A	Miami (FL)	46 76	115	A	Lamar University	77 100
								59	H	Houston	66 78	119	A	Central Ark.	52 48
								100	A	Tulane	56 79	121	H	SFA	67 74
												137	A	South Ala.	45 67
												169	A	Louisiana	57 66
												196	H	Jacksonville St.	54 59
												211	A	Abilene Christian	70 80
												218	H	CSUN	76 73
												233	H	Texas Southern	72 69
												244	A	A&M-Corpus Christi	68 75
												244	H	A&M-Corpus Christi	66 49
												245	H	Nicholls St.	61 62
												263	A	McNeese	77 64
												296	H	Southeastern La.	82 73
												312	A	Incarnate Word	72 45
												312	H	Incarnate Word	52 50
												322	A	Northwestern St.	47 52
												322	H	Northwestern St.	81 63
												323	H	Houston Baptist	70 52
												338	A	La.-Monroe	89 51
LAST 12 Division I GAMES:															
296	H	Southeastern La.	82 73	312	H	Incarnate Word	52 50								
244	A	A&M-Corpus Christi	68 75	119	A	Central Ark.	52 48								
245	H	Nicholls St.	61 62	244	H	A&M-Corpus Christi	66 49								
322	A	Northwestern St.	47 52	121	H	SFA	67 74								
312	A	Incarnate Word	72 45	263	A	McNeese	77 64								
322	H	Northwestern St.	81 63	115	A	Lamar University	77 100								

Non-Div I Games: Xavier (LA) 85 50

New Orleans

Average RPI Win:	240	WON-LOST	WINNING	LAST 10	STRENGTH OF	OPP. STRENGTH	TEAM	ADJ.	CONF.	ADJ CONF.
Average RPI Loss:	174	RECORD	PCT. RANK	GAMES	SCHEDULE	OF SCHEDULE	RPI	RPI	RPI	RPI
DIV. I ONLY	10- 16	237	4- 6	196	267	241	241	28	28	
DIV. I NON-CONF.	3- 8	268	0- 0	79	136	210	210	26	26	

TOTALS	RPI 1-25	RPI 26-50	W-L RECORDS	RPI 51-100	RPI 101-999	RPI 201+				
10- 16	1- 1	0- 0	OVERALL	0- 3	9- 12	6- 7				
6- 5	1- 0	0- 0	HOME	0- 2	5- 3	4- 0				
3- 10	0- 1	0- 0	AWAY	0- 1	3- 8	2- 7				
1- 1	0- 0	0- 0	NEUTRAL	0- 0	1- 1	0- 0				
3- 8	1- 1	0- 0	NON-CONFERENCE	0- 1	2- 6	1- 2				
1- 3	1- 0	0- 0	HOME	0- 1	0- 2	0- 0				
1- 4	0- 1	0- 0	AWAY	0- 0	1- 3	1- 2				
1- 1	0- 0	0- 0	NEUTRAL	0- 0	1- 1	0- 0				
7- 8	0- 0	0- 0	CONFERENCE	0- 2	7- 6	5- 5				
5- 2	0- 0	0- 0	HOME	0- 1	5- 1	4- 0				
2- 6	0- 0	0- 0	AWAY	0- 1	2- 5	1- 5				
0- 0	0- 0	0- 0	NEUTRAL	0- 0	0- 0	0- 0				

RPI 1-25				RPI 26-50				RPI 51-100				RPI 101+ Team's RPI: 241			
RPI	S	Opponent	Score	RPI	S	Opponent	Score	RPI	S	Opponent	Score	RPI	S	Opponent	Score
14	H	Buffalo	75 62					53	A	Quinnipiac	61 77	110	H	Cleveland St.	61 70
18	A	Maryland	65 92					53	H	Quinnipiac	55 84	155	H	Saint Joseph's	69 93
								57	H	Drexel	65 66	158	A	Hartford	65 83
												159	H	Marist	78 84
												169	N	Louisiana	52 68
												175	N	Louisiana Tech	73 67
												187	A	Siena	73 68
												187	H	Siena	65 50
												219	A	Oakland	59 67
												256	A	Manhattan	64 82
												256	H	Manhattan	65 64
												257	A	St. Bonaventure	58 76
												260	A	Fairfield	53 59
												265	A	Colgate	81 44
												281	A	Rider	58 65
												281	H	Rider	69 61
												287	A	Canisius	60 64
												299	A	Monmouth	63 65
												336	H	Iona	73 59
												348	A	Saint Peter's	87 52
												348	H	Saint Peter's	64 54

LAST 12 Division I GAMES:															
281	H	Rider	69 61	159	H	Marist	78 84								
299	A	Monmouth	63 65	348	A	Saint Peter's	87 52								
256	A	Manhattan	64 82	281	A	Rider	58 65								
348	H	Saint Peter's	64 54	187	H	Siena	65 50								
287	A	Canisius	60 64	256	H	Manhattan	65 64								
53	H	Quinnipiac	55 84	187	A	Siena	73 68								

Non-Div I Games:

Niagara

Average RPI Win:	294	WON-LOST	WINNING	LAST 10	STRENGTH OF	OPP. STRENGTH	TEAM	ADJ.	CONF.	ADJ CONF.
Average RPI Loss:	156	RECORD	PCT. RANK	GAMES	SCHEDULE	OF SCHEDULE	RPI	RPI	RPI	RPI
DIV. I ONLY	9- 12	214	6- 4	291	283	245	245	26	26	
DIV. I NON-CONF.	2- 6	280	0- 0	141	205	228	228	25	25	

TOTALS	RPI 1-25	RPI 26-50	W-L RECORDS	RPI 51-100	RPI 101-999	RPI 201+				
9- 12	0- 1	0- 1	OVERALL	0- 1	9- 9	9- 4				
2- 6	0- 1	0- 0	HOME	0- 1	2- 4	2- 1				
7- 5	0- 0	0- 1	AWAY	0- 0	7- 4	7- 2				
0- 1	0- 0	0- 0	NEUTRAL	0- 0	0- 1	0- 1				
2- 6	0- 1	0- 1	NON-CONFERENCE	0- 1	2- 3	2- 1				
0- 2	0- 1	0- 0	HOME	0- 1	0- 0	0- 0				
2- 3	0- 0	0- 1	AWAY	0- 0	2- 2	2- 0				
0- 1	0- 0	0- 0	NEUTRAL	0- 0	0- 1	0- 1				
7- 6	0- 0	0- 0	CONFERENCE	0- 0	7- 6	7- 3				
2- 4	0- 0	0- 0	HOME	0- 0	2- 4	2- 1				
5- 2	0- 0	0- 0	AWAY	0- 0	5- 2	5- 2				
0- 0	0- 0	0- 0	NEUTRAL	0- 0	0- 0	0- 0				

RPI 1-25				RPI 26-50				RPI 51-100				RPI 101+				Team's RPI: 245
RPI	S	Opponent	Score	RPI	S	Opponent	Score	RPI	S	Opponent	Score	RPI	S	Opponent	Score	
5	H	Baylor	43 85	26	A	LSU	50 65	89	H	Jacksonville	61 69	104	A	Iowa St.	47 75	
												115	H	Lamar University	61 76	
												119	H	Central Ark.	48 69	
												121	H	SFA	73 86	
												186	A	SMU	61 68	
												211	H	Abilene Christian	81 60	
												226	A	New Orleans	62 61	
												244	A	A&M-Corpus Christi	55 76	
												255	N	Bradley	65 75	
												263	A	McNeese	61 54	
												296	H	Southeastern La.	57 66	
												310	A	Jackson St.	90 64	
												312	A	Incarnate Word	62 64	
												322	A	Northwestern St.	79 63	
												323	A	Houston Baptist	73 61	
												323	H	Houston Baptist	63 45	
												334	A	Sam Houston St.	70 65	
												337	A	Mississippi Val.	62 57	
LAST 12 Division I GAMES:																
334	A	Sam Houston St.	70 65	244	A	A&M-Corpus Christi	55 76									
323	H	Houston Baptist	63 45	119	H	Central Ark.	48 69									
211	H	Abilene Christian	81 60	263	A	McNeese	61 54									
226	A	New Orleans	62 61	323	A	Houston Baptist	73 61									
296	H	Southeastern La.	57 66	121	H	SFA	73 86									
115	H	Lamar University	61 76	312	A	Incarnate Word	62 64									

Non-Div I Games: Spring Hill 78 70 Evangel 72 55 Southern-N. O. 83 45

Nicholls St.

Loss, Non-Conf, S Site, H Home A Away N Neutral

Average RPI Win:	283	WON-LOST	WINNING	LAST 10	STRENGTH OF	OPP. STRENGTH	TEAM	ADJ.	CONF.	ADJ CONF.
Average RPI Loss:	181	RECORD	PCT. RANK	GAMES	SCHEDULE	OF SCHEDULE	RPI	RPI	RPI	RPI
DIV. I ONLY	14- 9	111	6- 4	308	345	204	204	30	30	
DIV. I NON-CONF.	7- 5	132	1- 0	275	333	190	190	30	30	

TOTALS	RPI 1-25	RPI 26-50	W-L RECORDS	RPI 51-100	RPI 101-999	RPI 201+				
14- 9	0- 0	0- 0	OVERALL	0- 1	14- 8	12- 5				
5- 4	0- 0	0- 0	HOME	0- 0	5- 4	5- 2				
8- 4	0- 0	0- 0	AWAY	0- 1	8- 3	6- 2				
1- 1	0- 0	0- 0	NEUTRAL	0- 0	1- 1	1- 1				
7- 5	0- 0	0- 0	NON-CONFERENCE	0- 1	7- 4	6- 3				
2- 2	0- 0	0- 0	HOME	0- 0	2- 2	2- 1				
4- 2	0- 0	0- 0	AWAY	0- 1	4- 1	3- 1				
1- 1	0- 0	0- 0	NEUTRAL	0- 0	1- 1	1- 1				
7- 4	0- 0	0- 0	CONFERENCE	0- 0	7- 4	6- 2				
3- 2	0- 0	0- 0	HOME	0- 0	3- 2	3- 1				
4- 2	0- 0	0- 0	AWAY	0- 0	4- 2	3- 1				
0- 0	0- 0	0- 0	NEUTRAL	0- 0	0- 0	0- 0				

RPI 1-25				RPI 26-50				RPI 51-100				RPI 101+ Team's RPI: 204					
RPI	S	Opponent	Score	RPI	S	Opponent	Score	RPI	S	Opponent	Score	RPI	S	Opponent	Score		
								79	A	Navy	51	70	126	A	Bethune-Cookman	45	60
													126	H	Bethune-Cookman	51	58
													157	A	William & Mary	80	74
													184	H	High Point	56	59
													198	A	Hampton	63	48
													202	A	East Carolina	46	51
													205	N	Bowling Green	50	59
													216	A	N. C. A&T	51	53
													230	H	UNCG	64	63
													235	H	Loyola Maryland	58	61
													248	A	Campbell	53	27
													259	H	Morgan St.	53	55
													262	H	Towson	86	76
													269	N	St. Francis Brooklyn	52	51
													282	A	VCU	66	52
													305	H	Coppin St.	71	57
													314	A	South Carolina St.	71	67
													329	H	Delaware St.	72	50
													333	A	N. C. Central	75	60
													342	A	Savannah St.	78	58
													344	H	Florida A&M	70	49
													347	A	Longwood	64	45
LAST 12 Division I GAMES:																	
329	H	Delaware St.	72	50	126	H	Bethune-Cookman	51	58								
198	A	Hampton	63	48	342	A	Savannah St.	78	58								
126	A	Bethune-Cookman	45	60	314	A	South Carolina St.	71	67								
259	H	Morgan St.	53	55	333	A	N. C. Central	75	60								
216	A	N. C. A&T	51	53	305	H	Coppin St.	71	57								
344	H	Florida A&M	70	49	347	A	Longwood	64	45								

Non-Div I Games:

Norfolk St.

Average RPI Win:	163	WON-LOST	WINNING	LAST 10	STRENGTH OF	OPP. STRENGTH	TEAM	ADJ.	CONF.	ADJ CONF.
Average RPI Loss:	72	RECORD	PCT. RANK	GAMES	SCHEDULE	OF SCHEDULE	RPI	RPI	RPI	RPI
DIV. I ONLY	14- 12	155	3- 7	53	65	108	108	1	1	
DIV. I NON-CONF.	10- 3	52	0- 0	118	275	109	109	1	1	

TOTALS	RPI 1-25	RPI 26-50	W-L RECORDS	RPI 51-100	RPI 101-999	RPI 201+				
14- 12	1- 4	1- 1	OVERALL	1- 4	11- 3	4- 0				
11- 6	1- 1	1- 0	HOME	0- 3	9- 2	3- 0				
1- 6	0- 3	0- 1	AWAY	1- 1	0- 1	0- 0				
2- 0	0- 0	0- 0	NEUTRAL	0- 0	2- 0	1- 0				
10- 3	0- 0	1- 0	NON-CONFERENCE	0- 1	9- 2	4- 0				
8- 3	0- 0	1- 0	HOME	0- 1	7- 2	3- 0				
0- 0	0- 0	0- 0	AWAY	0- 0	0- 0	0- 0				
2- 0	0- 0	0- 0	NEUTRAL	0- 0	2- 0	1- 0				
4- 9	1- 4	0- 1	CONFERENCE	1- 3	2- 1	0- 0				
3- 3	1- 1	0- 0	HOME	0- 2	2- 0	0- 0				
1- 6	0- 3	0- 1	AWAY	1- 1	0- 1	0- 0				
0- 0	0- 0	0- 0	NEUTRAL	0- 0	0- 0	0- 0				

RPI 1-25				RPI 26-50				RPI 51-100				RPI 101+ Team's RPI: 108			
RPI	S	Opponent	Score	RPI	S	Opponent	Score	RPI	S	Opponent	Score	RPI	S	Opponent	Score
2	A	Notre Dame	62 94	30	A	Vi rgi ni a	70 82	51	H	Mi ami (FL)	72 92	136	H	Cl emson	59 52
6	A	Florida St.	65 103	37	H	Min nesota	88 83	61	H	Mercer	86 97	137	H	South Al a.	84 85
19	A	NC State	54 73					64	A	Georgi a Tech	61 79	139	H	Radford	79 46
19	H	NC State	53 66					73	H	Vi rgi ni a Tech	74 90	142	H	Col orado	87 80
20	H	Duke	92 86					98	A	Wake Forest	79 76	158	H	Hartford	90 70
												166	H	Pi ttsburgh	68 67
												174	H	Furman	84 56
												180	N	Washi ngton	90 78
												198	H	Hampton	66 70
												201	A	Boston Col lege	64 77
												237	N	Grambli ng	79 63
												258	H	Appal achi an St.	56 43
												261	H	UNCW	86 60
												279	H	Presbyteri an	91 56

LAST 12 Di vi si on I GAMES:															
64	A	Georgi a Tech	61 79	20	H	Duke	92 86	19	H	NC State	53 66				
19	A	NC State	54 73	98	A	Wake Forest	79 76	136	H	Cl emson	59 52				
73	H	Vi rgi ni a Tech	74 90	166	H	Pi ttsburgh	68 67	201	A	Boston Col lege	64 77				
51	H	Mi ami (FL)	72 92												
2	A	Notre Dame	62 94												
30	A	Vi rgi ni a	70 82												

Non-Div I Games:

North Carolina

Average RPI Win:	205	WON-LOST	WINNING	LAST 10	STRENGTH OF	OPP. STRENGTH	TEAM	ADJ.	CONF.	ADJ CONF.
Average RPI Loss:	139	RECORD	PCT. RANK	GAMES	SCHEDULE	OF SCHEDULE	RPI	RPI	RPI	RPI
DIV. I ONLY	10- 13	212	4- 6	76	259	162	162	19	19	
DIV. I NON-CONF.	5- 4	146	0- 0	30	198	53	53	13	13	

TOTALS	RPI 1-25	RPI 26-50	W-L RECORDS	RPI 51-100	RPI 101-999	RPI 201+				
10- 13	0- 1	1- 2	OVERALL	0- 1	9- 9	5- 3				
7- 3	0- 0	1- 0	HOME	0- 0	6- 3	3- 1				
2- 10	0- 1	0- 2	AWAY	0- 1	2- 6	2- 2				
1- 0	0- 0	0- 0	NEUTRAL	0- 0	1- 0	0- 0				
5- 4	0- 1	0- 2	NON-CONFERENCE	0- 1	5- 0	3- 0				
3- 0	0- 0	0- 0	HOME	0- 0	3- 0	2- 0				
1- 4	0- 1	0- 2	AWAY	0- 1	1- 0	1- 0				
1- 0	0- 0	0- 0	NEUTRAL	0- 0	1- 0	0- 0				
5- 9	0- 0	1- 0	CONFERENCE	0- 0	4- 9	2- 3				
4- 3	0- 0	1- 0	HOME	0- 0	3- 3	1- 1				
1- 6	0- 0	0- 0	AWAY	0- 0	1- 6	1- 2				
0- 0	0- 0	0- 0	NEUTRAL	0- 0	0- 0	0- 0				

RPI 1-25				RPI 26-50				RPI 51-100				RPI 101+ Team's RPI: 162			
RPI	S	Opponent	Score	RPI	S	Opponent	Score	RPI	S	Opponent	Score	RPI	S	Opponent	Score
5	A	Baylor	43 105	33	H	Northern Colo.	78 70	71	A	South Dakota	71 76	115	N	Lamar University	73 70
				35	A	South Dakota St.	52 66					134	A	Idaho	75 80
				41	A	Oregon St.	55 65					134	H	Idaho	64 78
												150	H	UNI	80 72
												156	A	Idaho St.	46 57
												156	H	Idaho St.	55 68
												163	A	Eastern Wash.	70 74
												163	H	Eastern Wash.	81 79
												172	A	Weber St.	69 80
												172	H	Weber St.	80 67
												242	A	Montana St.	56 72
												242	H	Montana St.	79 70
												246	A	Montana	51 53
												246	H	Montana	43 54
												275	H	North Dakota St.	79 68
												283	H	Massachusetts	82 52
												294	A	UTSA	60 47
												327	A	Southern Utah	68 53

LAST 12 Division I GAMES:															
				327	A	Southern Utah	68 53	163	H	Eastern Wash.	81 79				
				156	H	Idaho St.	55 68	33	H	Northern Colo.	78 70				
				172	H	Weber St.	80 67	172	A	Weber St.	69 80				
				246	A	Montana	51 53	156	A	Idaho St.	46 57				
				242	A	Montana St.	56 72	242	H	Montana St.	79 70				
				134	H	Idaho	64 78	246	H	Montana	43 54				

Non-Div I Games: Mayville St. 82 54 Southwest Minn. St. 85 62

North Dakota

Average RPI Win:	320	WON-LOST	WINNING	LAST 10	STRENGTH OF	OPP. STRENGTH	TEAM	ADJ.	CONF.	ADJ CONF.
Average RPI Loss:	140	RECORD	PCT. RANK	GAMES	SCHEDULE	OF SCHEDULE	RPI	RPI	RPI	RPI
DIV. I ONLY	6- 17	296	2- 8	192	243	275	275	14	14	
DIV. I NON-CONF.	4- 7	226	0- 0	290	314	275	275	17	17	

TOTALS	RPI 1-25	RPI 26-50	W-L RECORDS	RPI 51-100	RPI 101-999	RPI 201+				
6- 17	0- 0	0- 2	OVERALL	0- 3	6- 12	6- 2				
3- 6	0- 0	0- 1	HOME	0- 1	3- 4	3- 1				
2- 10	0- 0	0- 1	AWAY	0- 2	2- 7	2- 1				
1- 1	0- 0	0- 0	NEUTRAL	0- 0	1- 1	1- 0				
4- 7	0- 0	0- 0	NON-CONFERENCE	0- 1	4- 6	4- 1				
2- 2	0- 0	0- 0	HOME	0- 0	2- 2	2- 1				
1- 4	0- 0	0- 0	AWAY	0- 1	1- 3	1- 0				
1- 1	0- 0	0- 0	NEUTRAL	0- 0	1- 1	1- 0				
2- 10	0- 0	0- 2	CONFERENCE	0- 2	2- 6	2- 1				
1- 4	0- 0	0- 1	HOME	0- 1	1- 2	1- 0				
1- 6	0- 0	0- 1	AWAY	0- 1	1- 4	1- 1				
0- 0	0- 0	0- 0	NEUTRAL	0- 0	0- 0	0- 0				

RPI 1-25				RPI 26-50				RPI 51-100				RPI 101+ Team's RPI: 275			
RPI	S	Opponent	Score	RPI	S	Opponent	Score	RPI	S	Opponent	Score	RPI	S	Opponent	Score
				35	A	South Dakota St.	63 83	71	A	South Dakota	54 80	101	A	Western Ill.	72 97
				35	H	South Dakota St.	64 85	71	H	South Dakota	67 82	119	N	Central Ark.	45 68
								79	A	Navy	54 67	122	A	Milwaukee	38 74
												142	A	Colorado	59 108
												153	H	Cal Poly	69 73
												162	A	North Dakota	68 79
												176	A	Denver	79 98
												176	H	Denver	73 78
												193	A	Oral Roberts	48 71
												193	H	Oral Roberts	57 64
												238	A	Omaha	67 80
												283	H	Massachusetts	82 70
												308	A	FIU	71 68
												311	H	UTRGV	79 82
												326	N	UMBC	67 53
												331	A	Fort Wayne	66 52
												331	H	Fort Wayne	72 56
												343	H	NJIT	105 58

LAST 12 Division I GAMES:															
				331	A	Fort Wayne	66 52	238	A	Omaha	67 80				
				176	H	Denver	73 78	331	H	Fort Wayne	72 56				
				193	H	Oral Roberts	57 64	176	A	Denver	79 98				
				71	A	South Dakota	54 80	193	A	Oral Roberts	48 71				
				35	H	South Dakota St.	64 85	35	A	South Dakota St.	63 83				
				101	A	Western Ill.	72 97	71	H	South Dakota	67 82				

Non-Div I Games: Valley City St. 67 58 Mayville St. 87 43 Dakota St. 97 42

North Dakota St.

Loss, Non-Conf, S Site, H Home A Away N Neutral

Average RPI Win: 232

Average RPI Loss: 172

WON-LOST
RECORDWINNING
PCT. RANKLAST 10
GAMESSTRENGTH OF
SCHEDULEOPP. STRENGTH
OF SCHEDULETEAM
RPIADJ.
RPICONF.
RPIADJ CONF.
RPIDIV. I ONLY
DIV. I NON-CONF.8- 15
4- 8254
2394- 6
0- 1172
136242
213229
203229
20322
2122
21

TOTALS

RPI 1-25

RPI 26-50

W-L RECORDS

RPI 51-100

RPI 101-999

RPI 201+

8- 15 0- 1

4- 4 0- 0

4- 10 0- 1

0- 1 0- 0

1- 3

1- 0

0- 3

0- 0

OVERALL

HOME

AWAY

NEUTRAL

0- 2

0- 1

0- 1

0- 0

7- 9

3- 3

4- 5

0- 1

6- 7

2- 2

4- 4

0- 1

4- 8 0- 1

2- 1 0- 0

2- 6 0- 1

0- 1 0- 0

0- 2

0- 0

0- 2

0- 0

NON-CONFERENCE

HOME

AWAY

NEUTRAL

0- 1

0- 0

0- 1

0- 0

4- 4

2- 1

2- 2

0- 1

3- 4

1- 1

2- 2

0- 1

4- 7 0- 0

2- 3 0- 0

2- 4 0- 0

0- 0 0- 0

1- 1

1- 0

0- 1

0- 0

CONFERENCE

HOME

AWAY

NEUTRAL

0- 1

0- 1

0- 0

0- 0

3- 5

1- 2

2- 3

0- 0

3- 3

1- 1

2- 2

0- 0

RPI 1-25

RPI 26-50

RPI 51-100

RPI 101+

Team's RPI: 229

RPI	S	Opponent	Score
6	A	Florida St.	51 109

RPI	S	Opponent	Score
27	A	Georgia	37 75
47	A	Michigan	34 79
49	A	FGCU	52 67
49	H	FGCU	75 73

RPI	S	Opponent	Score
54	A	West Virginia	59 87
89	H	Jacksonville	48 66

RPI	S	Opponent	Score
126	H	Bethune-Cookman	70 63
183	A	Stetson	55 68
183	H	Stetson	51 68
208	A	Morehead St.	61 56
225	A	Fla. Atlantic	75 83
243	H	Northern Ky.	58 50
253	H	Col. of Charleston	69 73
264	A	Lipscomb	57 78
264	H	Lipscomb	69 73
285	A	USC Upstate	65 61
297	A	Wofford	57 69
299	N	Monmouth	57 67
301	A	Kennesaw St.	68 44
301	H	Kennesaw St.	77 72
343	A	NJIT	65 75
344	A	Florida A&M	77 68

LAST 12 Division I GAMES:

301	A	Kennesaw St.	68 44
264	A	Lipscomb	57 78
49	A	FGCU	52 67
183	H	Stetson	51 68
49	H	FGCU	75 73
183	A	Stetson	55 68

343	A	NJIT	65 75
285	A	USC Upstate	65 61
264	H	Lipscomb	69 73
301	H	Kennesaw St.	77 72
89	H	Jacksonville	48 66
297	A	Wofford	57 69

Non-Div I Games:

Warner

74 38

Edward Waters

73 47

Webber Int'l

81 53

North Florida

■ Loss,
 ■ Non-Conf, S Site,
 ■ Home
 ■ Away
 N Neutral

Average RPI Win: 245

Average RPI Loss: 144

WON-LOST
RECORDWINNING
PCT. RANKLAST 10
GAMESSTRENGTH OF
SCHEDULEOPP. STRENGTH
OF SCHEDULETEAM
RPIADJ.
RPICONF.
RPIADJ CONF.
RPI

DIV. I ONLY	11- 10	161	5- 5	281	157	215	215	18	18
DIV. I NON-CONF.	6- 3	87	0- 0	343	99	234	234	19	19

TOTALS	RPI 1-25	RPI 26-50	W-L RECORDS	RPI 51-100	RPI 101-999	RPI 201+			
11- 10	0- 0	0- 1	OVERALL	0- 4	11- 5	7- 2			
6- 4	0- 0	0- 1	HOME	0- 2	6- 1	2- 0			
3- 6	0- 0	0- 0	AWAY	0- 2	3- 4	3- 2			
2- 0	0- 0	0- 0	NEUTRAL	0- 0	2- 0	2- 0			
6- 3	0- 0	0- 0	NON-CONFERENCE	0- 2	6- 1	4- 1			
3- 1	0- 0	0- 0	HOME	0- 1	3- 0	1- 0			
1- 2	0- 0	0- 0	AWAY	0- 1	1- 1	1- 1			
2- 0	0- 0	0- 0	NEUTRAL	0- 0	2- 0	2- 0			
5- 7	0- 0	0- 1	CONFERENCE	0- 2	5- 4	3- 1			
3- 3	0- 0	0- 1	HOME	0- 1	3- 1	1- 0			
2- 4	0- 0	0- 0	AWAY	0- 1	2- 3	2- 1			
0- 0	0- 0	0- 0	NEUTRAL	0- 0	0- 0	0- 0			

RPI 1-25				RPI 26-50				RPI 51-100				RPI 101+ Team's RPI: 215			
RPI	S	Opponent	Score	RPI	S	Opponent	Score	RPI	S	Opponent	Score	RPI	S	Opponent	Score
				44	H	Western Ky.	65 79	66	A	Indiana	63 68	123	A	Middle Tenn.	48 56
								68	A	UAB	52 68	151	H	UTEP	48 50
								86	H	Kansas St.	54 55	170	H	Charlotte	73 68
								93	H	Rice	49 50	171	H	Tulsa	66 43
												175	A	Louisiana Tech	53 61
												186	H	SMU	47 40
												199	H	Southern Miss.	71 62
												225	A	Fla. Atlantic	65 51
												231	H	La Salle	70 44
												266	N	Coastal Caro.	50 34
												280	H	Old Dominion	63 46
												294	A	UTSA	58 70
												308	A	FIU	92 46
												318	N	Detroit Mercy	63 57
												335	A	Ill. -Chicago	67 70
												346	A	Eastern Ill.	63 61
LAST 12 Division I GAMES:															
199	H	Southern Miss.	71 62	68	A	UAB	52 68	123	A	Middle Tenn.	48 56	170	H	Charlotte	73 68
225	A	Fla. Atlantic	65 51	175	A	Louisiana Tech	53 61	280	H	Old Dominion	63 46	318	N	Detroit Mercy	63 57
308	A	FIU	92 46	294	A	UTSA	58 70	335	A	Ill. -Chicago	67 70	346	A	Eastern Ill.	63 61
294	A	UTSA	58 70	151	H	UTEP	48 50	93	H	Rice	49 50				
151	H	UTEP	48 50	44	H	Western Ky.	65 79								

Non-Div I Games: Mid-Amer. Christian 86 52 Tex. A&M Int'l 64 38 Okla. Panhandle 63 41

North Texas

Loss, Non-Conf, S Site, H Home A Away N Neutral

Average RPI Win:	226	WON-LOST	WINNING	LAST 10	STRENGTH OF	OPP. STRENGTH	TEAM	ADJ.	CONF.	ADJ CONF.
Average RPI Loss:	118	RECORD	PCT. RANK	GAMES	SCHEDULE	OF SCHEDULE	RPI	RPI	RPI	RPI
DIV. I ONLY	13- 12	166	6- 4	109	211	135	135	10	10	
DIV. I NON-CONF.	5- 6	187	0- 0	195	309	211	211	12	12	

TOTALS	RPI 1-25	RPI 26-50	W-L RECORDS	RPI 51-100	RPI 101-999	RPI 201+				
13- 12	0- 0	0- 0	OVERALL	0- 7	13- 5	9- 2				
7- 4	0- 0	0- 0	HOME	0- 3	7- 1	4- 1				
5- 6	0- 0	0- 0	AWAY	0- 3	5- 3	4- 0				
1- 2	0- 0	0- 0	NEUTRAL	0- 1	1- 1	1- 1				
5- 6	0- 0	0- 0	NON-CONFERENCE	0- 2	5- 4	4- 2				
2- 2	0- 0	0- 0	HOME	0- 1	2- 1	1- 1				
2- 2	0- 0	0- 0	AWAY	0- 0	2- 2	2- 0				
1- 2	0- 0	0- 0	NEUTRAL	0- 1	1- 1	1- 1				
8- 6	0- 0	0- 0	CONFERENCE	0- 5	8- 1	5- 0				
5- 2	0- 0	0- 0	HOME	0- 2	5- 0	3- 0				
3- 4	0- 0	0- 0	AWAY	0- 3	3- 1	2- 0				
0- 0	0- 0	0- 0	NEUTRAL	0- 0	0- 0	0- 0				

RPI 1-25				RPI 26-50				RPI 51-100				RPI 101+				Team's RPI: 135
RPI	S	Opponent	Score	RPI	S	Opponent	Score	RPI	S	Opponent	Score	RPI	S	Opponent	Score	
								56	A	El on	71 78	125	A	Del aware	64 53	
								57	A	Drexel	50 58	125	H	Del aware	73 59	
								57	H	Drexel	58 69	157	A	William & Mary	53 71	
								59	N	Houston	64 72	157	H	William & Mary	64 46	
								65	H	Harvard	69 79	159	H	Marist	78 72	
								69	A	James Madi son	43 72	177	A	New Hampshire	50 65	
								69	H	James Madi son	57 60	195	A	Boston U.	73 74	
												207	H	Provi dence	95 98	
												239	N	New Mexico St.	65 64	
												251	N	Illinois St.	55 65	
												253	H	Col. of Charleston	59 37	
												260	H	Fairfield	63 43	
												261	A	UNCW	54 47	
												261	H	UNCW	56 39	
												262	A	Towson	70 61	
												262	H	Towson	79 61	
												283	A	Massachusetts	64 54	
												288	A	Vermont	71 66	

LAST 12 Division I GAMES:																
				262	H	Towson	79 61	125	A	Del aware	64 53					
				157	A	William & Mary	53 71	157	H	William & Mary	64 46					
				69	A	James Madi son	43 72	57	H	Drexel	58 69					
				125	H	Del aware	73 59	253	H	Col. of Charl eston	59 37					
				261	H	UNCW	56 39	56	A	El on	71 78					
				57	A	Drexel	50 58	261	A	UNCW	54 47					

Non-Div I Games:

Northeastern

■ Loss,
 ■ Non-Conf,
 ■ S Site,
 ■ Home
 ■ A Away
 N Neutral

Average RPI Win:	235	WON-LOST	WINNING	LAST 10	STRENGTH OF	OPP. STRENGTH	TEAM	ADJ.	CONF.	ADJ CONF.
Average RPI Loss:	193	RECORD	PCT. RANK	GAMES	SCHEDULE	OF SCHEDULE	RPI	RPI	RPI	RPI
DIV. I ONLY	4- 19	315	1- 9	206	311	315	315	19	19	
DIV. I NON-CONF.	2- 8	290	0- 0	203	328	309	309	13	13	

TOTALS	RPI 1-25	RPI 26-50	W-L RECORDS	RPI 51-100	RPI 101-999	RPI 201+				
4- 19	0- 0	0- 1	OVERALL	0- 1	4- 17	2- 9				
2- 9	0- 0	0- 1	HOME	0- 1	2- 7	1- 5				
1- 10	0- 0	0- 0	AWAY	0- 0	1- 10	1- 4				
1- 0	0- 0	0- 0	NEUTRAL	0- 0	1- 0	0- 0				
2- 8	0- 0	0- 0	NON-CONFERENCE	0- 1	2- 7	1- 4				
1- 4	0- 0	0- 0	HOME	0- 1	1- 3	1- 2				
0- 4	0- 0	0- 0	AWAY	0- 0	0- 4	0- 2				
1- 0	0- 0	0- 0	NEUTRAL	0- 0	1- 0	0- 0				
2- 11	0- 0	0- 1	CONFERENCE	0- 0	2- 10	1- 5				
1- 5	0- 0	0- 1	HOME	0- 0	1- 4	0- 3				
1- 6	0- 0	0- 0	AWAY	0- 0	1- 6	1- 2				
0- 0	0- 0	0- 0	NEUTRAL	0- 0	0- 0	0- 0				

RPI	S	Opponent	Score	RPI	S	Opponent	Score	RPI	S	Opponent	Score	RPI	S	Opponent	Score
33	H	Northern Colo.	63 85	93	H	Rice	83 88	134	A	Idaho	68 83	153	H	Cal Poly	73 89
								156	A	Idaho St.	59 76	156	H	Idaho St.	55 75
								163	A	Eastern Wash.	62 82	165	N	Boise St.	62 60
								172	A	Weber St.	63 77	172	H	Weber St.	76 75
								176	A	Denver	73 80	182	A	Youngstown St.	67 69
								206	H	UC Santa Barbara	93 96	218	A	CSUN	69 78
								242	A	Montana St.	39 81	242	H	Montana St.	56 78
								246	A	Montana	62 70	246	H	Montana	52 69
								254	A	Hawaii	68 84	270	H	Grand Canyon	54 72
								277	H	Arizona	84 66	327	A	Southern Utah	72 55
								327	H	Southern Utah	57 60				
LAST 12 Division I GAMES:															
33	H	Northern Colo.	63 85	134	A	Idaho	68 83	163	A	Eastern Wash.	62 82	327	H	Southern Utah	57 60
327	A	Southern Utah	72 55	156	H	Idaho St.	55 75	172	H	Weber St.	76 75	242	H	Montana St.	39 81
172	A	Weber St.	63 77	246	H	Montana	52 69								
156	A	Idaho St.	59 76												
246	H	Montana	52 69												
242	H	Montana St.	56 78												

Non-Div I Games: Antelope Valley 104 49

Northern Ariz.

Average RPI Win:	172	WON-LOST	WINNING	LAST 10	STRENGTH OF	OPP. STRENGTH	TEAM	ADJ.	CONF.	ADJ CONF.
Average RPI Loss:	119	RECORD	PCT. RANK	GAMES	SCHEDULE	OF SCHEDULE	RPI	RPI	RPI	RPI
DIV. I ONLY	19- 6	45	7- 3	48	215	33	33	19	19	
DIV. I NON-CONF.	8- 3	65	0- 0	18	94	22	22	13	13	

TOTALS	RPI 1-25	RPI 26-50	W-L RECORDS	RPI 51-100	RPI 101-999	RPI 201+				
19- 6	0- 0	2- 0	OVERALL	1- 2	16- 4	6- 0				
9- 2	0- 0	1- 0	HOME	0- 0	8- 2	2- 0				
9- 4	0- 0	1- 0	AWAY	0- 2	8- 2	4- 0				
1- 0	0- 0	0- 0	NEUTRAL	1- 0	0- 0	0- 0				
8- 3	0- 0	2- 0	NON-CONFERENCE	1- 2	5- 1	1- 0				
4- 1	0- 0	1- 0	HOME	0- 0	3- 1	0- 0				
3- 2	0- 0	1- 0	AWAY	0- 2	2- 0	1- 0				
1- 0	0- 0	0- 0	NEUTRAL	1- 0	0- 0	0- 0				
11- 3	0- 0	0- 0	CONFERENCE	0- 0	11- 3	5- 0				
5- 1	0- 0	0- 0	HOME	0- 0	5- 1	2- 0				
6- 2	0- 0	0- 0	AWAY	0- 0	6- 2	3- 0				
0- 0	0- 0	0- 0	NEUTRAL	0- 0	0- 0	0- 0				

RPI	S	Opponent	Score	RPI	S	Opponent	Score	RPI	S	Opponent	Score
26	H	LSU	58 50	53	A	Qui nni pi ac	49 60	114	H	Colorado St.	44 55
32	A	DePaul	94 88	76	A	Fordham	33 48	129	H	BYU	79 74
				88	N	Li berty	65 57	134	A	Idaho	78 72
								134	H	Idaho	71 79
								154	H	San Franci sco	73 60
								156	A	Idaho St.	63 57
								156	H	Idaho St.	75 52
								162	A	North Dakota	70 78
								163	A	Eastern Wash.	70 65
								163	H	Eastern Wash.	68 62
								164	H	Paci fic	80 55
								172	A	Weber St.	73 82
								172	H	Weber St.	71 69
								176	A	Denver	71 63
								242	A	Montana St.	78 63
								242	H	Montana St.	82 69
								246	A	Montana	64 58
								246	H	Montana	68 50
								271	A	UMKC	88 73
								315	A	Northern Ariz.	85 63
LAST 12 Division I GAMES:											
315	A	Northern Ariz.	85 63	134	H	Idaho	71 79				
172	H	Weber St.	71 69	162	A	North Dakota	70 78				
156	H	Idaho St.	75 52	156	A	Idaho St.	63 57				
242	A	Montana St.	78 63	172	A	Weber St.	73 82				
246	A	Montana	64 58	246	H	Montana	68 50				
163	H	Eastern Wash.	68 62	242	H	Montana St.	82 69				

Non-Div I Games:

Northern Colo.

Average RPI Win: 213			WON-LOST RECORD			WINNING PCT. RANK			LAST 10 GAMES			STRENGTH OF SCHEDULE			OPP. STRENGTH OF SCHEDULE			TEAM RPI			ADJ. RPI			CONF. RPI			ADJ CONF. RPI		
Average RPI Loss: 84																													
DIV. I ONLY			13- 11			148			3- 7			149			108			127			127			7			7		
DIV. I NON-CONF.			8- 3			65			0- 0			282			282			122			122			8			8		
TOTALS			RPI 1-25						RPI 26-50			W-L RECORDS			RPI 51-100			RPI 101-999						RPI 201+					
13- 11			1- 2						0- 1			OVERALL			0- 5			12- 3						8- 1					
6- 3			1- 1						0- 0			HOME			0- 1			5- 1						3- 1					
6- 6			0- 0						0- 0			AWAY			0- 1			6- 0						4- 0					
1- 2			0- 0						0- 0			NEUTRAL			0- 1			1- 1						1- 0					
8- 3			0- 1						0- 0			NON-CONFERENCE			0- 1			8- 1						6- 0					
3- 0			0- 0						0- 0			HOME			0- 0			3- 0						2- 0					
4- 1			0- 1						0- 0			AWAY			0- 0			4- 0						3- 0					
1- 2			0- 0						0- 0			NEUTRAL			0- 1			1- 1						1- 0					
5- 8			1- 1						0- 1			CONFERENCE			0- 4			4- 2						2- 1					
3- 3			1- 1						0- 0			HOME			0- 1			2- 1						1- 1					
2- 5			0- 0						0- 1			AWAY			0- 3			2- 1						1- 0					
0- 0			0- 0						0- 0			NEUTRAL			0- 0			0- 0						0- 0					

RPI	S	Opponent	Score	RPI	S	Opponent	Score	RPI	S	Opponent	Score	RPI	S	Opponent	Score
14	H	Buffalo	86 84	40	A	Ball St.	72 81	62	A	Toledo	60 63	101	H	Western Ill.	96 94
17	A	Iowa	80 105					80	N	Albany (NY)	91 97	109	A	Western Mich.	83 88
25	H	Central Mich.	78 81					83	A	Ohio	75 77	115	N	Lamar University	80 90
								90	A	Miami (OH)	65 67	141	A	Kent St.	72 62
								90	H	Miami (OH)	62 77	141	H	Kent St.	81 79
												143	A	SIUE	86 75
												205	H	Bowling Green	73 68
												210	H	Eastern Mich.	76 83
												213	A	Akron	84 61
												255	H	Bradley	76 52
												272	N	Sacramento St.	84 75
												294	A	UTSA	69 55
												309	H	Loyola Chicago	80 71
												340	A	Chicago St.	80 59
												346	A	Eastern Ill.	93 64

Team's RPI: 127															
LAST 12 Division I GAMES:															
205	H	Bowling Green	73 68	210	H	Eastern Mich.	76 83								
213	A	Akron	84 61	25	H	Central Mich.	78 81								
141	A	Kent St.	72 62	62	A	Toledo	60 63								
90	H	Miami (OH)	62 77	109	A	Western Mich.	83 88								
40	A	Ball St.	72 81	14	H	Buffalo	86 84								
83	A	Ohio	75 77	141	H	Kent St.	81 79								

Non-Div I Games:

Northern Ill.

Average RPI Win:	208	WON-LOST	WINNING	LAST 10	STRENGTH OF	OPP. STRENGTH	TEAM	ADJ.	CONF.	ADJ CONF.
Average RPI Loss:	151	RECORD	PCT. RANK	GAMES	SCHEDULE	OF SCHEDULE	RPI	RPI	RPI	RPI
DIV. I ONLY	7- 17	279	4- 6	115	207	243	243	11	11	
DIV. I NON-CONF.	1- 9	318	0- 0	170	303	299	299	15	15	

TOTALS	RPI 1-25	RPI 26-50	W-L RECORDS	RPI 51-100	RPI 101-999	RPI 201+				
7- 17	1- 1	0- 0	OVERALL	0- 4	6- 12	4- 5				
4- 8	1- 0	0- 0	HOME	0- 3	3- 5	3- 1				
3- 8	0- 1	0- 0	AWAY	0- 0	3- 7	1- 4				
0- 1	0- 0	0- 0	NEUTRAL	0- 1	0- 0	0- 0				
1- 9	0- 0	0- 0	NON-CONFERENCE	0- 2	1- 7	0- 4				
0- 4	0- 0	0- 0	HOME	0- 1	0- 3	0- 1				
1- 4	0- 0	0- 0	AWAY	0- 0	1- 4	0- 3				
0- 1	0- 0	0- 0	NEUTRAL	0- 1	0- 0	0- 0				
6- 8	1- 1	0- 0	CONFERENCE	0- 2	5- 5	4- 1				
4- 4	1- 0	0- 0	HOME	0- 2	3- 2	3- 0				
2- 4	0- 1	0- 0	AWAY	0- 0	2- 3	1- 1				
0- 0	0- 0	0- 0	NEUTRAL	0- 0	0- 0	0- 0				

RPI 1-25				RPI 26-50				RPI 51-100				RPI 101+ Team's RPI: 243			
RPI	S	Opponent	Score	RPI	S	Opponent	Score	RPI	S	Opponent	Score	RPI	S	Opponent	Score
13	A	Green Bay	41 58					66	H	Indiana	56 67	110	A	Cleveland St.	49 72
13	H	Green Bay	62 54					70	H	IUPUI	35 71	110	H	Cleveland St.	65 70
								89	N	Jacksonville	49 61	122	A	Milwaukee	60 57
								97	H	Wright St.	63 68	122	H	Milwaukee	49 52
												130	A	ETSU	57 45
												141	H	Kent St.	54 59
												145	H	Robert Morris	50 59
												182	A	Youngstown St.	51 54
												183	A	Stetson	56 67
												219	A	Oakland	53 79
												219	H	Oakland	66 59
												229	A	North Florida	50 58
												236	H	Austin Peay	52 53
												251	A	Illinois St.	37 49
												298	A	Murray St.	87 98
												318	A	Detroit Mercy	78 67
												318	H	Detroit Mercy	64 60
												335	H	Ill.-Chicago	61 53

LAST 12 Division I GAMES:															
318	H	Detroit Mercy	64 60	335	H	Ill.-Chicago	61 53								
219	H	Oakland	66 59	70	H	IUPUI	35 71								
122	A	Milwaukee	60 57	110	H	Cleveland St.	65 70								
13	A	Green Bay	41 58	97	H	Wright St.	63 68								
110	A	Cleveland St.	49 72	219	A	Oakland	53 79								
182	A	Youngstown St.	51 54	318	A	Detroit Mercy	78 67								

Non-Div I Games: Oakland City 103 25

Northern Ky.

Average RPI Win: 231		WON-LOST	WINNING	LAST 10	STRENGTH OF	OPP. STRENGTH	TEAM	ADJ.	CONF.	ADJ CONF.
Average RPI Loss: 67		RECORD	PCT. RANK	GAMES	SCHEDULE	OF SCHEDULE	RPI	RPI	RPI	RPI
DIV. I ONLY		9- 18	258	1- 9	83	75	192	192	3	3
DIV. I NON-CONF.		7- 7	170	0- 0	168	143	178	178	4	4

TOTALS		RPI 1-25		RPI 26-50	W-L RECORDS		RPI 51-100	RPI 101-999		RPI 201+
9- 18	0- 3			0- 6	OVERALL		0- 4	9- 5		6- 0
5- 8	0- 3			0- 3	HOME		0- 1	5- 1		4- 0
3- 8	0- 0			0- 0	AWAY		0- 1	3- 0		2- 0
1- 2	0- 0			0- 0	NEUTRAL		0- 0	1- 2		0- 0
7- 7	0- 1			0- 2	NON-CONFERENCE		0- 0	7- 4		5- 0
4- 3	0- 1			0- 1	HOME		0- 0	4- 1		4- 0
2- 2	0- 0			0- 1	AWAY		0- 0	2- 1		1- 0
1- 2	0- 0			0- 0	NEUTRAL		0- 0	1- 2		0- 0
2- 11	0- 2			0- 4	CONFERENCE		0- 4	2- 1		1- 0
1- 5	0- 2			0- 2	HOME		0- 1	1- 0		0- 0
1- 6	0- 0			0- 2	AWAY		0- 3	1- 1		1- 0
0- 0	0- 0			0- 0	NEUTRAL		0- 0	0- 0		0- 0

RPI 1-25				RPI 26-50				RPI 51-100				RPI 101+ Team's RPI: 192			
RPI	S	Opponent	Score	RPI	S	Opponent	Score	RPI	S	Opponent	Score	RPI	S	Opponent	Score
13	H	Green Bay	57 63	31	A	Syracuse	74 81	60	H	Nebraska	59 69	102	N	Auburn	49 48
17	H	Iowa	61 70	32	H	DePaul	63 92	63	A	Michigan St.	51 81	106	A	Missouri St.	59 90
18	H	Maryland	65 68	37	H	Minnesota	63 90	66	A	Indiana	73 78	116	N	Chattanooga	44 61
				42	A	Purdue	60 63	82	A	Penn St.	59 67	117	N	Georgetown	54 55
				47	A	Michigan	63 84					122	H	Milwaukee	57 66
				47	H	Michigan	59 80					181	A	UT Martin	71 63
												188	A	Wisconsin	46 58
												188	H	Wisconsin	69 60
												203	H	Stony Brook	68 36
												212	A	Illinois	74 59
												219	H	Oakland	88 70
												286	H	Santa Clara	57 47
												340	A	Chicago St.	63 36
												346	H	Eastern Ill.	74 40

LAST 12 Division I GAMES:															
				82	A	Penn St.	59 67	188	A	Wisconsin	46 58				
				17	H	Iowa	61 70	42	A	Purdue	60 63				
				47	A	Michigan	63 84	188	H	Wisconsin	69 60				
				66	A	Indiana	73 78	60	H	Nebraska	59 69				
				47	H	Michigan	59 80	63	A	Michigan St.	51 81				
				18	H	Maryland	65 68	212	A	Illinois	74 59				

Non-Div I Games:

Northwestern

■ Loss,
 ■ Non-Conf,
 ■ S Site,
 ■ H Home
 ■ A Away
 N Neutral

Average RPI Win:	299	WON-LOST	WINNING	LAST 10	STRENGTH OF	OPP. STRENGTH	TEAM	ADJ.	CONF.	ADJ CONF.
Average RPI Loss:	181	RECORD	PCT. RANK	GAMES	SCHEDULE	OF SCHEDULE	RPI	RPI	RPI	RPI
DIV. I ONLY	3- 18	326	2- 8	207	302	322	322	26	26	
DIV. I NON-CONF.	1- 6	306	0- 0	123	111	247	247	25	25	

TOTALS	RPI 1-25	RPI 26-50	W-L RECORDS	RPI 51-100	RPI 101-999	RPI 201+				
3- 18	0- 1	0- 1	OVERALL	0- 1	3- 15	3- 9				
2- 6	0- 0	0- 0	HOME	0- 0	2- 6	2- 3				
1- 11	0- 0	0- 0	AWAY	0- 0	1- 1	1- 0				
0- 1	0- 0	0- 0	NEUTRAL	0- 0	0- 1	0- 1				
1- 6	0- 1	0- 1	NON-CONFERENCE	0- 1	1- 3	1- 1				
0- 1	0- 0	0- 0	HOME	0- 0	0- 1	0- 0				
1- 4	0- 1	0- 1	AWAY	0- 1	1- 1	1- 0				
0- 1	0- 0	0- 0	NEUTRAL	0- 0	0- 1	0- 1				
2- 12	0- 0	0- 0	CONFERENCE	0- 0	2- 12	2- 8				
2- 5	0- 0	0- 0	HOME	0- 0	2- 5	2- 3				
0- 7	0- 0	0- 0	AWAY	0- 0	0- 7	0- 5				
0- 0	0- 0	0- 0	NEUTRAL	0- 0	0- 0	0- 0				

RPI 1-25				RPI 26-50				RPI 51-100				RPI 101+ Team's RPI: 322			
RPI	S	Opponent	Score	RPI	S	Opponent	Score	RPI	S	Opponent	Score	RPI	S	Opponent	Score
11	A	Texas	44 68	48	A	Oklahoma St.	44 78	77	A	TCU	51 89	115	A	Lamar University	44 71
												119	H	Central Ark.	53 61
												121	A	SFA	48 83
												121	H	SFA	62 70
												138	A	Ole Miss	44 75
												199	H	Southern Miss.	59 71
												211	A	Abilene Christian	41 80
												226	A	New Orleans	63 81
												226	H	New Orleans	52 47
												233	N	Texas Southern	43 56
												244	H	A&M-Corpus Christi	56 62
												245	H	Nicholls St.	63 79
												263	A	McNeese	67 72
												263	H	McNeese	44 60
												296	A	Southeastern La.	65 71
												323	A	Houston Baptist	51 57
												334	H	Sam Houston St.	63 60
												338	A	La.-Monroe	70 48

LAST 12 Division I GAMES:															
323	A	Houston Baptist	51 57	226	A	New Orleans	63 81								
121	A	SFA	48 83	296	A	Southeastern La.	65 71								
115	A	Lamar University	44 71	334	H	Sam Houston St.	63 60								
263	H	McNeese	44 60	211	A	Abilene Christian	41 80								
226	H	New Orleans	52 47	121	H	SFA	62 70								
119	H	Central Ark.	53 61	244	H	A&M-Corpus Christi	56 62								

Non-Div I Games: LeTourneau 82 39 LSU-Shreveport 62 42 LSU-Alexandria 85 55 Central Baptist 87 22 Northwestern St.

Average RPI	Win:	73	WON-LOST	WINNING	LAST 10	STRENGTH OF	OPP. STRENGTH	TEAM	ADJ.	CONF.	ADJ CONF.
Average RPI	Loss:	3	RECORD	PCT. RANK	GAMES	SCHEDULE	OF SCHEDULE	RPI	RPI	RPI	RPI
DIV. I ONLY		24- 2	5	9- 1	1	2	2	2	1	1	
DIV. I NON-CONF.		12- 1	6	1- 0	2	7	2	2	1	1	

TOTALS	RPI 1-25		RPI 26-50		W-L RECORDS	RPI 51-100		RPI 101-999		RPI 201+	
24- 2	5- 2		7- 0		OVERALL	6- 0		6- 0		1- 0	
11- 0	1- 0		3- 0		HOME	3- 0		4- 0		1- 0	
10- 2	2- 2		4- 0		AWAY	3- 0		1- 0		0- 0	
3- 0	2- 0		0- 0		NEUTRAL	0- 0		1- 0		0- 0	
12- 1	3- 1		5- 0		NON-CONFERENCE	2- 0		2- 0		1- 0	
5- 0	1- 0		2- 0		HOME	1- 0		1- 0		1- 0	
4- 1	0- 1		3- 0		AWAY	1- 0		0- 0		0- 0	
3- 0	2- 0		0- 0		NEUTRAL	0- 0		1- 0		0- 0	
12- 1	2- 1		2- 0		CONFERENCE	4- 0		4- 0		0- 0	
6- 0	0- 0		1- 0		HOME	2- 0		3- 0		0- 0	
6- 1	2- 1		1- 0		AWAY	2- 0		1- 0		0- 0	
0- 0	0- 0		0- 0		NEUTRAL	0- 0		0- 0		0- 0	

RPI	S	Opponent	Score	RPI	S	Opponent	Score	RPI	S	Opponent	Score	RPI	S	Opponent	Score
1	A	UConn	71 80	28	H	Marquette	91 85	51	H	Miami (FL)	83 76	108	H	North Carolina	94 62
4	A	Louisville	67 100	30	A	Virginia	83 69	63	H	Michigan St.	90 59	130	N	ETSU	77 46
6	A	Florida St.	100 69	31	H	Syracuse	87 72	64	A	Georgia Tech	77 54	136	H	Clemson	90 37
10	H	Tennessee	84 70	32	H	DePaul	91 82	64	H	Georgia Tech	85 69	166	A	Pittsburgh	87 53
15	N	South Carolina	92 85	41	A	Oregon St.	72 67	74	A	Penn	66 54	201	H	Boston College	89 60
20	A	Duke	72 54	44	A	Western Ky.	78 65	98	A	Wake Forest	96 73	274	H	Mt. St. Mary's	121 65
24	N	South Fla.	76 66	47	A	Michigan	83 63								

LAST 12 Division I GAMES:															
30	A	Virginia	83 69	136	H	Clemson	90 37	10	H	Tennessee	84 70	201	H	Boston College	89 60
64	H	Georgia Tech	85 69	64	H	Georgia Tech	77 54	4	A	Louisville	67 100	64	A	Georgia Tech	77 54
20	A	Duke	72 54	51	H	Miami (FL)	83 76								
108	H	North Carolina	94 62												
6	A	Florida St.	100 69												
166	A	Pittsburgh	87 53												

Non-Div I Games:

Notre Dame

O
a
k
l
a
n
d

Oakland				Through Games Of Feb. 16, 2018						
Average RPI Win:	274	WON-LOST	WINNING	LAST 10	STRENGTH OF	OPP. STRENGTH	TEAM	ADJ.	CONF.	ADJ CONF.
Average RPI Loss:	103	RECORD	PCT. RANK	GAMES	SCHEDULE	OF SCHEDULE	RPI	RPI	RPI	RPI
DIV. I ONLY	10- 14	218	2- 8	182	158	219	219	11	11	
DIV. I NON-CONF.	6- 4	122	0- 0	283	170	150	150	15	15	

TOTALS	RPI 1-25	RPI 26-50	W-L RECORDS	RPI 51-100	RPI 101-999	RPI 201+				
10- 14	0- 2	0- 1	OVERALL	0- 5	10- 6	9- 1				
4- 7	0- 2	0- 0	HOME	0- 2	4- 3	4- 0				
4- 7	0- 0	0- 1	AWAY	0- 3	4- 3	3- 1				
2- 0	0- 0	0- 0	NEUTRAL	0- 0	2- 0	2- 0				
6- 4	0- 1	0- 1	NON-CONFERENCE	0- 1	6- 1	6- 0				
2- 1	0- 1	0- 0	HOME	0- 0	2- 0	2- 0				
2- 3	0- 0	0- 1	AWAY	0- 1	2- 1	2- 0				
2- 0	0- 0	0- 0	NEUTRAL	0- 0	2- 0	2- 0				
4- 10	0- 1	0- 0	CONFERENCE	0- 4	4- 5	3- 1				
2- 6	0- 1	0- 0	HOME	0- 2	2- 3	2- 0				
2- 4	0- 0	0- 0	AWAY	0- 2	2- 2	1- 1				
0- 0	0- 0	0- 0	NEUTRAL	0- 0	0- 0	0- 0				

RPI 1-25				RPI 26-50				RPI 51-100				RPI 101+ Team's RPI: 219			
RPI	S	Opponent	Score	RPI	S	Opponent	Score	RPI	S	Opponent	Score	RPI	S	Opponent	Score
13	H	Green Bay	48 81	47	A	Michigan	69 78	63	A	Michigan St.	63 95	110	A	Cleveland St.	62 70
25	H	Central Mich.	85 103					70	A	IUPUI	64 80	110	H	Cleveland St.	66 86
								70	H	IUPUI	55 73	122	H	Milwaukee	62 74
								97	A	Wright St.	75 80	182	A	Youngstown St.	58 48
								97	H	Wright St.	57 77	182	H	Youngstown St.	76 86
												192	A	Northwestern	70 88
												241	H	Niagara	67 59
												243	A	Northern Ky.	59 66
												243	H	Northern Ky.	79 53
												251	H	Illinois St.	64 43
												267	A	Cornell	79 77
												280	N	Old Dominion	80 59
												287	A	Canius	83 48
												318	H	Detroit Mercy	83 50
												335	A	Ill.-Chicago	67 63
												339	N	Ark.-Pine Bluff	69 37

LAST 12 Division I GAMES:															
70	H	IUPUI	55 73	13	H	Green Bay	48 81	122	H	Milwaukee	62 74	70	A	IUPUI	64 80
97	A	Wright St.	75 80	243	A	Northern Ky.	59 66	335	A	Ill.-Chicago	67 63	243	H	Northern Ky.	79 53
110	H	Cleveland St.	66 86	182	H	Youngstown St.	76 86	97	H	Wright St.	57 77				
182	H	Youngstown St.	76 86												
318	H	Detroit Mercy	83 50												

Non-Div I Games: Mich.-Dearborn 104 44

Oakland

Average RPI Win:	163	WON-LOST	WINNING	LAST 10	STRENGTH OF	OPP. STRENGTH	TEAM	ADJ.	CONF.	ADJ CONF.
Average RPI Loss:	78	RECORD	PCT. RANK	GAMES	SCHEDULE	OF SCHEDULE	RPI	RPI	RPI	RPI
DIV. I ONLY	12- 11	163	5- 5	31	93	83	83	7	7	
DIV. I NON-CONF.	5- 5	170	0- 0	62	186	112	112	8	8	

TOTALS	RPI 1-25	RPI 26-50	W-L RECORDS	RPI 51-100	RPI 101-999	RPI 201+				
12- 11	0- 3	2- 2	OVERALL	1- 3	9- 3	5- 1				
6- 4	0- 2	1- 1	HOME	1- 1	4- 0	2- 0				
6- 5	0- 0	1- 0	AWAY	0- 1	5- 0	3- 0				
0- 2	0- 0	0- 1	NEUTRAL	0- 0	0- 1	0- 0				
5- 5	0- 0	1- 2	NON-CONFERENCE	0- 1	4- 2	3- 0				
2- 2	0- 0	0- 1	HOME	0- 1	2- 0	1- 0				
3- 1	0- 0	1- 0	AWAY	0- 0	2- 1	2- 0				
0- 2	0- 0	0- 1	NEUTRAL	0- 0	0- 1	0- 0				
7- 6	0- 3	1- 0	CONFERENCE	1- 2	5- 1	2- 1				
4- 2	0- 2	1- 0	HOME	1- 0	2- 0	1- 0				
3- 4	0- 1	0- 0	AWAY	0- 2	3- 1	1- 1				
0- 0	0- 0	0- 0	NEUTRAL	0- 0	0- 0	0- 0				

RPI 1-25				RPI 26-50				RPI 51-100				Team's RPI : 83				RPI 101+			
RPI	S	Opponent	Score	RPI	S	Opponent	Score	RPI	S	Opponent	Score	RPI	S	Opponent	Score	RPI	S	Opponent	Score
14	H	Buffalo	63 67	30	N	Virginia	59 77	62	A	Toledo	57 75	109	A	Western Mich.	69 54				
25	A	Central Mich.	58 82	40	H	Ball St.	80 76	62	H	Toledo	78 61	110	A	Cleveland St.	64 71				
25	H	Central Mich.	72 74	42	A	Purdue	77 71	70	H	IUPUI	52 76	127	H	Northern Ill.	77 75				
				47	H	Michigan	61 74	90	A	Miami (OH)	55 64	141	A	Kent St.	78 65				
												174	N	Furman	68 70				
												184	H	High Point	64 61				
												205	A	Bowling Green	70 63				
												210	A	Eastern Mich.	58 73				
												213	H	Akron	70 67				
												216	H	N. C. A&T	72 65				
												293	A	Eastern Ky.	69 57				
												324	A	Marshall	54 52				
LAST 12 Division I GAMES:																			
210	A	Eastern Mich.	58 73	205	A	Bowling Green	70 63	14	H	Buffalo	63 67	109	A	Western Mich.	69 54				
141	A	Kent St.	78 65	62	A	Toledo	57 75	213	H	Akron	70 67	110	A	Cleveland St.	64 71				
25	H	Central Mich.	72 74	70	H	IUPUI	52 76	90	A	Miami (OH)	55 64	127	H	Northern Ill.	77 75				
40	H	Ball St.	80 76	30	N	Virginia	59 77	62	H	Toledo	78 61	141	A	Kent St.	78 65				
90	A	Miami (OH)	55 64	42	A	Purdue	77 71	174	N	Furman	68 70	184	H	High Point	64 61				
127	H	Northern Ill.	77 75	47	H	Michigan	61 74	205	A	Bowling Green	70 63	210	A	Eastern Mich.	58 73				

Non-Div I Games: Notre Dame (OH) 93 37

Ohio

Average RPI	Win:	93	WON-LOST	WINNING	LAST 10	STRENGTH OF	OPP. STRENGTH	TEAM	ADJ.	CONF.	ADJ CONF.
Average RPI	Loss:	22	RECORD	PCT. RANK	GAMES	SCHEDULE	OF SCHEDULE	RPI	RPI	RPI	RPI
DIV. I ONLY		21- 6		38	6- 4	6	5	7	7	3	3
DIV. I NON-CONF.		11- 3		45	0- 1	9	5	6	6	4	4

TOTALS	RPI 1-25		RPI 26-50		W-L RECORDS	RPI 51-100		RPI 101-999		RPI 201+	
21- 6	3- 5		3- 1		OVERALL	8- 0		7- 0		1- 0	
11- 2	2- 1		1- 1		HOME	6- 0		2- 0		0- 0	
7- 4	0- 4		1- 0		AWAY	2- 0		4- 0		1- 0	
3- 0	1- 0		1- 0		NEUTRAL	0- 0		1- 0		0- 0	
11- 3	2- 3		1- 0		NON-CONFERENCE	3- 0		5- 0		0- 0	
6- 1	1- 1		0- 0		HOME	3- 0		2- 0		0- 0	
2- 2	0- 2		0- 0		AWAY	0- 0		2- 0		0- 0	
3- 0	1- 0		1- 0		NEUTRAL	0- 0		1- 0		0- 0	
10- 3	1- 2		2- 1		CONFERENCE	5- 0		2- 0		1- 0	
5- 1	1- 0		1- 1		HOME	3- 0		0- 0		0- 0	
5- 2	0- 2		1- 0		AWAY	2- 0		2- 0		1- 0	
0- 0	0- 0		0- 0		NEUTRAL	0- 0		0- 0		0- 0	

RPI	S	Opponent	Score	RPI	S	Opponent	Score	RPI	S	Opponent	Score	RPI	S	Opponent	Score
4	H	Louisville	90 95	37	H	Minnesota	91 75	53	H	Quinnipiac	95 63	132	A	Cincinnati	87 76
12	H	Stanford	85 64	47	A	Michigan	78 71	60	A	Nebraska	73 61	134	H	Idaho	99 56
12	N	Stanford	94 82	47	H	Michigan	75 84	63	H	Michigan St.	78 62	160	A	Florida	103 77
17	A	Iowa	89 103	49	N	FGCU	104 62	66	A	Indiana	77 62	180	H	Washington	85 76
18	A	Maryland	69 99					66	H	Indiana	85 70	188	A	Wisconsin	68 55
20	A	Duke	60 69					82	H	Penn St.	94 64	197	N	Memphis	100 69
22	H	Rutgers	90 68					83	H	Maine	83 70	212	A	Illinois	88 69
24	A	South Fla.	65 84					99	H	Dartmouth	103 70				

LAST 12 Division I GAMES:															
212	A	Illinois	88 69	17	A	Iowa	89 103								
24	A	South Fla.	65 84	18	A	Maryland	69 99								
22	H	Rutgers	90 68	47	H	Michigan	75 84								
188	A	Wisconsin	68 55	66	A	Indiana	77 62								
82	H	Penn St.	94 64	47	A	Michigan	78 71								
63	H	Michigan St.	78 62	37	H	Minnesota	91 75								

Non-Div I Games:

Ohio St.

Oklahoma

Oklahoma				Through Games Of Feb. 16, 2018							
Average RPI	Win:	112	WON-LOST	WINNING	LAST 10	STRENGTH OF	OPP. STRENGTH	TEAM	ADJ.	CONF.	ADJ CONF.
Average RPI	Loss:	46	RECORD	PCT. RANK	GAMES	SCHEDULE	OF SCHEDULE	RPI	RPI	RPI	RPI
DIV. I ONLY		13- 12	166	6- 4	2	29	29	29	4	4	
DIV. I NON-CONF.		5- 6	187	0- 0	3	27	35	35	5	5	

TOTALS		RPI 1-25	RPI 26-50		W-L RECORDS		RPI 51-100	RPI 101-999	RPI 201+		
13- 12	1- 5	0- 4		OVERALL		6- 1	6- 2	1- 0			
8- 4	1- 2	0- 1		HOME		5- 0	2- 1	0- 0			
5- 7	0- 2	0- 3		AWAY		1- 1	4- 1	1- 0			
0- 1	0- 1	0- 0		NEUTRAL		0- 0	0- 0	0- 0			
5- 6	1- 2	0- 2		NON-CONFERENCE		2- 0	2- 2	0- 0			
4- 1	1- 0	0- 0		HOME		2- 0	1- 1	0- 0			
1- 4	0- 1	0- 2		AWAY		0- 0	1- 1	0- 0			
0- 1	0- 1	0- 0		NEUTRAL		0- 0	0- 0	0- 0			
8- 6	0- 3	0- 2		CONFERENCE		4- 1	4- 0	1- 0			
4- 3	0- 2	0- 1		HOME		3- 0	1- 0	0- 0			
4- 3	0- 1	0- 1		AWAY		1- 1	3- 0	1- 0			
0- 0	0- 0	0- 0		NEUTRAL		0- 0	0- 0	0- 0			

RPI 1-25				RPI 26-50				Team's RPI: 29				RPI 51-100				RPI 101+			
RPI	S	Opponent	Score	RPI	S	Opponent	Score	RPI	S	Opponent	Score	RPI	S	Opponent	Score	RPI	S	Opponent	Score
1	N	UConn	64 88	32	A	DePaul	108 111	54	H	West Virginia	76 57	104	A	Iowa St.	74 69				
5	A	Baylor	65 74	35	A	South Dakota St.	61 67	77	A	TCU	58 62	114	A	Colorado St.	78 46				
5	H	Baylor	52 74	48	A	Oklahoma St.	82 96	77	H	TCU	84 71	118	A	Little Rock	56 68				
8	A	Oregon	74 92	48	H	Oklahoma St.	67 70	78	H	Belmont	96 73	160	H	Florida	61 80				
11	H	Texas	78 88					86	A	Kansas St.	76 71	167	A	Kansas	72 52				
24	H	South Fla.	79 74					86	H	Kansas St.	68 49	167	H	Kansas	97 64				
								87	H	New Mexico	105 63	186	H	SMU	87 75				
												220	A	Texas Tech	73 52				
LAST 12 Division I GAMES:																			
167	A	Kansas	72 52	48	H	Oklahoma St.	67 70	86	A	Kansas St.	76 71	5	H	Baylor	52 74				
5	A	Baylor	65 74	86	A	Kansas St.	76 71	220	A	Texas Tech	73 52	48	A	Oklahoma St.	82 96				
54	H	West Virginia	76 57	5	H	Baylor	52 74	77	H	TCU	84 71								
86	H	Kansas St.	68 49																
77	A	TCU	58 62																
167	H	Kansas	97 64																

Non-Div I Games:

Oklahoma

Average RPI Win:	281	WON-LOST	WINNING	LAST 10	STRENGTH OF	OPP. STRENGTH	TEAM	ADJ.	CONF.	ADJ CONF.
Average RPI Loss:	148	RECORD	PCT. RANK	GAMES	SCHEDULE	OF SCHEDULE	RPI	RPI	RPI	RPI
DIV. I ONLY	7- 19	292	5- 5	150	222	280	280	18	18	
DIV. I NON-CONF.	2- 12	306	0- 1	144	255	301	301	19	19	

TOTALS	RPI 1-25	RPI 26-50	W-L RECORDS	RPI 51-100	RPI 101-999	RPI 201+				
7- 19	0- 2	0- 1	OVERALL	0- 3	7- 13	6- 5				
6- 7	0- 2	0- 0	HOME	0- 2	6- 3	6- 0				
1- 9	0- 0	0- 1	AWAY	0- 1	1- 7	0- 3				
0- 3	0- 0	0- 0	NEUTRAL	0- 0	0- 3	0- 2				
2- 12	0- 2	0- 0	NON-CONFERENCE	0- 1	2- 9	2- 3				
2- 5	0- 2	0- 0	HOME	0- 1	2- 2	2- 0				
0- 4	0- 0	0- 0	AWAY	0- 0	0- 4	0- 1				
0- 3	0- 0	0- 0	NEUTRAL	0- 0	0- 3	0- 2				
5- 7	0- 0	0- 1	CONFERENCE	0- 2	5- 4	4- 2				
4- 2	0- 0	0- 0	HOME	0- 1	4- 1	4- 0				
1- 5	0- 0	0- 1	AWAY	0- 1	1- 3	0- 2				
0- 0	0- 0	0- 0	NEUTRAL	0- 0	0- 0	0- 0				

RPI 1-25				RPI 26-50				RPI 51-100				RPI 101+ Team's RPI: 280			
RPI	S	Opponent	Score	RPI	S	Opponent	Score	RPI	S	Opponent	Score	RPI	S	Opponent	Score
19	H	NC State	56 73	44	A	Western Ky.	48 62	68	H	UAB	61 74	111	A	George Mason	53 66
20	H	Duke	51 84					88	H	Liberty	55 63	113	N	Saint Francis (PA)	68 79
								93	A	Rice	45 53	132	H	Cincinnati	33 54
												157	A	William & Mary	58 75
												170	H	Charlotte	60 63
												175	A	Louisiana Tech	45 59
												194	H	Richmond	45 54
												198	A	Hampton	42 50
												199	A	Southern Miss.	74 55
												211	N	Abilene Christian	60 74
												215	A	North Texas	46 63
												219	N	Oakland	59 80
												225	H	Fla. Atlantic	59 54
												282	A	VCU	39 68
												294	A	UTSA	56 64
												294	H	UTSA	69 63
												305	H	Coppin St.	75 67
												308	H	FIU	68 60
												314	H	South Carolina St.	52 35
												324	H	Marshall	69 53

LAST 12 Division I GAMES:															
225	H	Fla. Atlantic	59 54	294	H	UTSA	69 63								
199	A	Southern Miss.	74 55	324	H	Marshall	69 53								
44	A	Western Ky.	48 62	198	A	Hampton	42 50								
308	H	FIU	68 60	294	A	UTSA	56 64								
93	A	Rice	45 53	215	A	North Texas	46 63								
175	A	Louisiana Tech	45 59	170	H	Charlotte	60 63								

Non-Div I Games:

Old Dominion

O
l
e
M
i
s
s

Ole Miss		Through Games Of Feb. 16, 2018									
Average RPI	Win: 215	WON-LOST	WINNING	LAST 10	STRENGTH OF	OPP. STRENGTH	TEAM	ADJ.	CONF.	ADJ CONF.	
Average RPI	Loss: 56	RECORD	PCT. RANK	GAMES	SCHEDULE	OF SCHEDULE	RPI	RPI	RPI	RPI	
DIV. I ONLY	11- 15	215	0- 10	45	76	138	138	2	2		
DIV. I NON-CONF.	10- 3	52	0- 0	186	268	83	83	2	2		

TOTALS	RPI 1-25	RPI 26-50	W-L RECORDS	RPI 51-100	RPI 101-999	RPI 201+					
11- 15	0- 7	0- 2	OVERALL	0- 1	11- 5	4- 0					
9- 5	0- 3	0- 0	HOME	0- 1	9- 1	3- 0					
1- 9	0- 0	0- 0	AWAY	0- 0	1- 0	0- 0					
1- 1	0- 0	0- 0	NEUTRAL	0- 0	1- 1	1- 0					
10- 3	0- 1	0- 0	NON-CONFERENCE	0- 0	10- 2	4- 0					
8- 0	0- 0	0- 0	HOME	0- 0	8- 0	3- 0					
1- 2	0- 1	0- 0	AWAY	0- 0	1- 1	0- 0					
1- 1	0- 0	0- 0	NEUTRAL	0- 0	1- 1	1- 0					
1- 12	0- 6	0- 2	CONFERENCE	0- 1	1- 3	0- 0					
1- 5	0- 3	0- 0	HOME	0- 1	1- 1	0- 0					
0- 7	0- 3	0- 2	AWAY	0- 0	0- 2	0- 0					
0- 0	0- 0	0- 0	NEUTRAL	0- 0	0- 0	0- 0					

RPI 1-25				RPI 26-50				RPI 51-100				RPI 101+ Team's RPI: 138			
RPI	S	Opponent	Score	RPI	S	Opponent	Score	RPI	S	Opponent	Score	RPI	S	Opponent	Score
3	A	Mississippi St.	45 76	26	A	LSU	55 84	85	H	Alabama	79 82	105	A	Arkansas	72 73
3	H	Mississippi St.	49 69	27	A	Georgia	45 69					112	N	Saint Louis	64 79
8	A	Oregon	46 90									120	A	Portland St.	79 94
10	A	Tennessee	66 75									123	H	Middle Tenn.	65 56
15	H	South Carolina	62 88									128	H	Vanderbilt	72 75
16	H	Missouri	48 67									137	H	South Ala.	66 59
21	A	Texas A&M	54 83									160	A	Florida	60 61
												160	H	Florida	78 75
												179	H	Troy	96 93
												190	H	Arkansas St.	74 48
												191	A	Temple	64 48
												199	H	Southern Miss.	68 59
												233	H	Texas Southern	73 58
												301	H	Kennesaw St.	92 63
												322	H	Northwestern St.	75 44
												329	N	Delaware St.	110 58

LAST 12 Division I GAMES:															
26	A	LSU	55 84	10	A	Tennessee	66 75								
85	H	Alabama	79 82	160	A	Florida	60 61								
21	A	Texas A&M	54 83	16	H	Missouri	48 67								
27	A	Georgia	45 69	3	A	Mississippi St.	45 76								
128	H	Vanderbilt	72 75	160	H	Florida	78 75								
3	H	Mississippi St.	49 69	15	H	South Carolina	62 88								

O
l
e
M
i
s
s

Non-Div I Games:

Ole Miss

Average RPI Win:	268	WON-LOST	WINNING	LAST 10	STRENGTH OF	OPP. STRENGTH	TEAM	ADJ.	CONF.	ADJ CONF.
Average RPI Loss:	132	RECORD	PCT. RANK	GAMES	SCHEDULE	OF SCHEDULE	RPI	RPI	RPI	RPI
DIV. I ONLY	8- 13	244	2- 7	166	233	238	238	14	14	
DIV. I NON-CONF.	6- 4	122	0- 0	278	312	165	165	17	17	
<hr/>										
TOTALS	RPI 1-25	RPI 26-50	W-L RECORDS	RPI 51-100	RPI 101-999	RPI 201+				
8- 13	0- 0	0- 3	OVERALL	0- 3	8- 7	7- 3				
5- 6	0- 0	0- 2	HOME	0- 1	5- 3	4- 0				
3- 7	0- 0	0- 1	AWAY	0- 2	3- 4	3- 3				
0- 0	0- 0	0- 0	NEUTRAL	0- 0	0- 0	0- 0				
6- 4	0- 0	0- 1	NON-CONFERENCE	0- 1	6- 2	5- 2				
3- 1	0- 0	0- 1	HOME	0- 0	3- 0	2- 0				
3- 3	0- 0	0- 0	AWAY	0- 1	3- 2	3- 2				
0- 0	0- 0	0- 0	NEUTRAL	0- 0	0- 0	0- 0				
2- 9	0- 0	0- 2	CONFERENCE	0- 2	2- 5	2- 1				
2- 5	0- 0	0- 1	HOME	0- 1	2- 3	2- 0				
0- 4	0- 0	0- 1	AWAY	0- 1	0- 2	0- 1				
0- 0	0- 0	0- 0	NEUTRAL	0- 0	0- 0	0- 0				

RPI	S	Opponent	Score	RPI	S	Opponent	Score	RPI	S	Opponent	Score	RPI	S	Opponent	Score	Team's RPI: 238
35	A	South Dakota St.	64 89	71	A	South Dakota	46 70	101	A	Western Ill.	68 103					
35	H	South Dakota St.	54 103	71	H	South Dakota	50 72	101	H	Western Ill.	51 90					
43	H	Creighton	51 72	86	A	Kansas St.	60 81	150	H	UNI	78 74					
								176	H	Denver	74 85					
								193	H	Oral Roberts	53 82					
								218	A	CSUN	68 60					
								222	A	CSU Bakersfield	43 52					
								242	H	Montana St.	64 53					
								255	A	Bradley	56 69					
								275	H	North Dakota St.	80 67					
								285	A	USC Upstate	69 66					
								297	A	Wofford	64 60					
								331	A	Fort Wayne	65 76					
								331	H	Fort Wayne	77 61					
								344	H	Florida A&M	78 73					
<hr/>																
LAST 12 Division I GAMES:																
71	H	South Dakota	50 72	176	H	Denver	74 85									
331	H	Fort Wayne	77 61	101	H	Western Ill.	51 90									
101	A	Western Ill.	68 103	331	A	Fort Wayne	65 76									
35	H	South Dakota St.	54 103	35	A	South Dakota St.	64 89									
275	H	North Dakota St.	80 67	193	H	Oral Roberts	53 82									
71	A	South Dakota	46 70	218	A	CSUN	68 60									

Non-Div I Games: Graceland (IA) 96 69 Peru St. 63 47 St. Mary (NE) 81 58

Omaha

Average RPI Win:	282	WON-LOST	WINNING	LAST 10	STRENGTH OF	OPP. STRENGTH	TEAM	ADJ.	CONF.	ADJ CONF.
Average RPI Loss:	98	RECORD	PCT. RANK	GAMES	SCHEDULE	OF SCHEDULE	RPI	RPI	RPI	RPI

DIV. I ONLY	13- 11	148	4- 5	293	193	193	193	14	14
DIV. I NON-CONF.	7- 5	132	0- 0	335	227	221	221	17	17

TOTALS	RPI 1-25	RPI 26-50	W-L RECORDS	RPI 51-100	RPI 101-999	RPI 201+			
13- 11	0- 0	0- 2	OVERALL	0- 3	13- 6	11- 0			
4- 4	0- 0	0- 1	HOME	0- 1	4- 2	3- 0			
5- 7	0- 0	0- 1	AWAY	0- 2	5- 4	4- 0			
4- 0	0- 0	0- 0	NEUTRAL	0- 0	4- 0	4- 0			
7- 5	0- 0	0- 0	NON-CONFERENCE	0- 2	7- 3	6- 0			
1- 1	0- 0	0- 0	HOME	0- 0	1- 1	1- 0			
2- 4	0- 0	0- 0	AWAY	0- 2	2- 2	1- 0			
4- 0	0- 0	0- 0	NEUTRAL	0- 0	4- 0	4- 0			
6- 6	0- 0	0- 2	CONFERENCE	0- 1	6- 3	5- 0			
3- 3	0- 0	0- 1	HOME	0- 1	3- 1	2- 0			
3- 3	0- 0	0- 1	AWAY	0- 0	3- 2	3- 0			
0- 0	0- 0	0- 0	NEUTRAL	0- 0	0- 0	0- 0			

RPI 1-25	RPI 26-50	RPI 51-100	RPI 101+	Team's RPI: 193
RPI S Opponent Score	RPI S Opponent Score	RPI S Opponent Score	RPI S Opponent Score	
35 A South Dakota St. 72 96	71 H South Dakota 68 73	101 A Western Ill. 49 56		
35 H South Dakota St. 70 77	77 A TCU 58 72	101 H Western Ill. 63 85		
	94 A Utah 50 71	105 H Arkansas 66 77		
		106 A Missouri St. 66 76		
		171 A Tulsa 53 41		
		176 A Denver 54 70		
		176 H Denver 90 60		
		178 A UT Arlington 46 70		
		238 A Omaha 82 53		
		271 A UMKC 76 73		
		275 A North Dakota St. 64 57		
		275 H North Dakota St. 71 48		
		304 N Alcorn 76 52		
		316 N Cal St. Fullerton 60 50		
		319 N Long Beach St. 64 58		
		323 H Houston Baptist 78 56		
		331 A Fort Wayne 73 48		
		331 H Fort Wayne 66 45		
		340 N Chicago St. 73 43		
LAST 12 Division I GAMES:				
176 A Denver 54 70	71 H South Dakota 68 73			
35 A South Dakota St. 72 96	35 H South Dakota St. 70 77			
275 A North Dakota St. 64 57	275 H North Dakota St. 71 48			
101 H Western Ill. 63 85	101 A Western Ill. 49 56			
331 H Fort Wayne 66 45	331 A Fort Wayne 73 48			
176 H Denver 90 60	238 A Omaha 82 53			

Non-Div I Games: Okla. Panhandle 88 35 Cent. Christian (KS) 18 47

Average RPI Win: 121

Average RPI Loss: 15

WON-LOST
RECORDWINNING
PCT. RANKLAST 10
GAMESSTRENGTH OF
SCHEDULEOPP. STRENGTH
OF SCHEDULETEAM
RPIADJ.
RPICONF.
RPIADJ CONF.
RPIDIV. I ONLY
DIV. I NON-CONF.24- 4
11- 210
228- 2
0- 022
2121
288
78
75
35
3

TOTALS

RPI 1-25

RPI 26-50

W-L RECORDS

RPI 51-100

RPI 101-999

RPI 201+

24- 4

3- 3

6- 1

OVERALL

4- 0

11- 0

4- 0

15- 1

0- 1

5- 0

HOME

2- 0

8- 0

3- 0

7- 3

2- 2

1- 1

AWAY

2- 0

2- 0

0- 0

2- 0

1- 0

0- 0

NEUTRAL

0- 0

1- 0

1- 0

11- 2

2- 2

1- 0

NON-CONFERENCE

1- 0

7- 0

3- 0

8- 0

0- 0

1- 0

HOME

1- 0

6- 0

2- 0

1- 2

1- 2

0- 0

AWAY

0- 0

0- 0

0- 0

2- 0

1- 0

0- 0

NEUTRAL

0- 0

1- 0

1- 0

13- 2

1- 1

5- 1

CONFERENCE

3- 0

4- 0

1- 0

7- 1

0- 1

4- 0

HOME

1- 0

2- 0

1- 0

6- 1

1- 0

1- 1

AWAY

2- 0

2- 0

0- 0

0- 0

0- 0

0- 0

NEUTRAL

0- 0

0- 0

0- 0

RPI 1-25

Team's RPI: 8

RPI 26-50

RPI 51-100

RPI 101+

RPI	S	Opponent	Score
3	A	Mississippi St.	79 90
4	A	Louisville	61 74
9	A	UCLA	70 61
12	H	Stanford	65 78
21	A	Texas A&M	83 68
21	N	Texas A&M	84 62

RPI	S	Opponent	Score
29	H	Oklahoma	92 74
38	H	Arizona St.	74 64
39	H	California	91 54
41	A	Oregon St.	79 85
41	H	Oregon St.	75 63
50	A	Southern California	70 66
50	H	Southern California	80 74

RPI	S	Opponent	Score
81	H	Drake	110 77
92	A	Washington St.	90 79
92	H	Washington St.	89 56
94	A	Utah	84 68

RPI	S	Opponent	Score
138	H	Ole Miss	90 46
142	A	Colorado	74 55
163	H	Eastern Wash.	81 40
172	H	Weber St.	114 87
180	A	Washington	76 63
180	H	Washington	94 83
198	H	Hampton	87 45
218	H	CSUN	91 43
254	N	Hawaii	85 44
277	H	Arizona	62 44
327	H	Southern Utah	98 38

LAST 12 Division I GAMES:

50	H	Southern California	80 74	142	A	Colorado	74 55
92	A	Washington St.	90 79	41	H	Oregon St.	75 63
180	A	Washington	76 63	41	A	Oregon St.	79 85
12	H	Stanford	65 78	38	H	Arizona St.	74 64
39	H	California	91 54	277	H	Arizona	62 44
94	A	Utah	84 68	9	A	UCLA	70 61

Oregon

Oregon

Non-Div I Games:

Oregon

Loss, Non-Conf, S Site, H Home A Away N Neutral

Average RPI	Win: 167	WON-LOST	WINNING	LAST 10	STRENGTH OF	OPP. STRENGTH	TEAM	ADJ.	CONF.	ADJ CONF.
Average RPI	Loss: 17	RECORD	PCT. RANK	GAMES	SCHEDULE	OF SCHEDULE	RPI	RPI	RPI	RPI
DIV. I ONLY	20- 6	39	8- 2	104	35	41	41	5	5	
DIV. I NON-CONF.	9- 2	33	0- 0	265	140	96	96	3	3	
TOTALS	RPI 1-25	RPI 26-50	W-L RECORDS	RPI 51-100	RPI 101-999	RPI 201+				
20- 6	2- 5	2- 1	OVERALL	4- 0	12- 0	7- 0				
13- 2	2- 2	2- 0	HOME	2- 0	7- 0	5- 0				
5- 4	0- 3	0- 1	AWAY	2- 0	3- 0	1- 0				
2- 0	0- 0	0- 0	NEUTRAL	0- 0	2- 0	1- 0				
9- 2	0- 2	0- 0	NON-CONFERENCE	1- 0	8- 0	6- 0				
6- 1	0- 1	0- 0	HOME	1- 0	5- 0	4- 0				
1- 1	0- 1	0- 0	AWAY	0- 0	1- 0	1- 0				
2- 0	0- 0	0- 0	NEUTRAL	0- 0	2- 0	1- 0				
11- 4	2- 3	2- 1	CONFERENCE	3- 0	4- 0	1- 0				
7- 1	2- 1	2- 0	HOME	1- 0	2- 0	1- 0				
4- 3	0- 2	0- 1	AWAY	2- 0	2- 0	0- 0				
0- 0	0- 0	0- 0	NEUTRAL	0- 0	0- 0	0- 0				

RPI 1-25	RPI 26-50	Team's RPI: 41	RPI 51-100	RPI 101+
RPI S Opponent Score	RPI S Opponent Score		RPI S Opponent Score	RPI S Opponent Score
2 H Notre Dame 67 72	38 H Arizona St. 57 54		67 H UC Davis 61 47	142 A Colorado 86 71
8 A Oregon 63 75	39 H Cal i forn i a 68 48		92 A Washi ngton St. 63 61	162 H North Dakota 65 55
8 H Oregon 85 79	50 A Southern Cal i forn i a 61 65		92 H Washi ngton St. 71 53	180 A Washi ngton 95 57
9 A UCLA 49 84			94 A Utah 69 58	180 H Washi ngton 75 63
9 H UCLA 67 64				200 N Nevada 89 49
12 H Stanford 57 60				206 H UC Santa Barbara 74 49
20 A Duke 65 72				250 H San Jose St. 110 62
				277 H Ari zona 88 48
				292 N Utah St. 94 55
				328 H Utah Valley 98 41
				333 A N. C. Central 97 44
				342 H Savannah St. 84 36
LAST 12 Di vi si on I GAMES:				
9 H UCLA 67 64	94 A Utah 69 58			
180 A Washi ngton 95 57	8 A Oregon 63 75			
92 A Washi ngton St. 63 61	8 H Oregon 85 79			
39 H Cal i forn i a 68 48	277 H Ari zona 88 48			
12 H Stanford 57 60	38 H Ari zona St. 57 54			
142 A Col orado 86 71	50 A Southern Cal i forn i a 61 65			

Non-Di v I Games:

Oregon St.

Average RPI Win: 187

Average RPI Loss: 85

WON-LOST
RECORDWINNING
PCT. RANKLAST 10
GAMESSTRENGTH OF
SCHEDULEOPP. STRENGTH
OF SCHEDULETEAM
RPIADJ.
RPICONF.
RPIADJ CONF.
RPIDIV. I ONLY
DIV. I NON-CONF.

15- 6

61

8- 1

141

92

74

74

9

9

8- 4

87

2- 0

235

68

100

100

9

9

TOTALS

RPI 1-25

RPI 26-50

W-L RECORDS

RPI 51-100

RPI 101-999

RPI 201+

15- 6

1- 1

0- 2

OVERALL

2- 1

12- 2

7- 1

6- 2

0- 1

0- 1

HOME

2- 0

4- 0

4- 0

7- 3

1- 0

0- 1

AWAY

0- 0

6- 2

2- 1

2- 1

0- 0

0- 0

NEUTRAL

0- 1

2- 0

1- 0

8- 4

1- 1

0- 0

NON-CONFERENCE

0- 1

7- 2

4- 1

2- 1

0- 1

0- 0

HOME

0- 0

2- 0

2- 0

4- 2

1- 0

0- 0

AWAY

0- 0

3- 2

1- 1

2- 1

0- 0

0- 0

NEUTRAL

0- 1

2- 0

1- 0

7- 2

0- 0

0- 2

CONFERENCE

2- 0

5- 0

3- 0

4- 1

0- 0

0- 1

HOME

2- 0

2- 0

2- 0

3- 1

0- 0

0- 1

AWAY

0- 0

3- 0

1- 0

0- 0

0- 0

0- 0

NEUTRAL

0- 0

0- 0

0- 0

RPI 1-25

RPI 26-50

RPI 51-100

Team's RPI: 74

RPI 101+

RPI	S	Opponent	Score
2	H	Notre Dame	54 66
23	A	Villanova	79 77

RPI	S	Opponent	Score
34	A	Princeton	40 60
34	H	Princeton	55 70

RPI	S	Opponent	Score
64	N	Georgia Tech	55 69
65	H	Harvard	69 49
99	H	Dartmouth	65 47

RPI	S	Opponent	Score
106	N	Missouri St.	65 60
131	A	Yale	69 54
140	A	Brown	88 55
147	A	Binghamton	72 77
155	A	Saint Joseph's	57 50
191	A	Temple	74 59
217	A	Columbia	75 39
217	H	Columbia	70 51
231	A	La Salle	59 66
234	H	Lafayette	55 42
267	H	Cornell	68 48
282	N	VCU	82 52
330	H	Rhode Island	84 66
343	A	NJIT	77 38

LAST 12 Division I GAMES:

217	A	Columbia	75 39	191	A	Temple	74 59
34	A	Princeton	40 60	23	A	Villanova	79 77
65	H	Harvard	69 49	217	H	Columbia	70 51
99	H	Dartmouth	65 47	267	H	Cornell	68 48
131	A	Yale	69 54	34	H	Princeton	55 70
140	A	Brown	88 55	343	A	NJIT	77 38

Non-Div I Games:

Gwynedd Mercy

89 25

Penn

Average RPI Win:	160	WON-LOST	WINNING	LAST 10	STRENGTH OF	OPP. STRENGTH	TEAM	ADJ.	CONF.	ADJ CONF.
Average RPI Loss:	67	RECORD	PCT. RANK	GAMES	SCHEDULE	OF SCHEDULE	RPI	RPI	RPI	RPI
DIV. I ONLY	15- 12	141	5- 5	66	53	82	82	3	3	
DIV. I NON-CONF.	9- 4	82	0- 0	184	142	89	89	4	4	

TOTALS	RPI 1-25	RPI 26-50	W-L RECORDS	RPI 51-100	RPI 101-999	RPI 201+				
15- 12	1- 4	0- 4	OVERALL	5- 2	9- 2	5- 1				
11- 2	1- 1	0- 1	HOME	5- 0	5- 0	3- 0				
4- 8	0- 3	0- 3	AWAY	0- 1	4- 1	2- 1				
0- 2	0- 0	0- 0	NEUTRAL	0- 1	0- 1	0- 0				
9- 4	0- 0	0- 0	NON-CONFERENCE	3- 2	6- 2	4- 1				
6- 0	0- 0	0- 0	HOME	3- 0	3- 0	2- 0				
3- 2	0- 0	0- 0	AWAY	0- 1	3- 1	2- 1				
0- 2	0- 0	0- 0	NEUTRAL	0- 1	0- 1	0- 0				
6- 8	1- 4	0- 4	CONFERENCE	2- 0	3- 0	1- 0				
5- 2	1- 1	0- 1	HOME	2- 0	2- 0	1- 0				
1- 6	0- 3	0- 3	AWAY	0- 0	1- 0	0- 0				
0- 0	0- 0	0- 0	NEUTRAL	0- 0	0- 0	0- 0				

RPI 1-25				RPI 26-50				RPI 51-100 Team's RPI: 82				RPI 101+			
RPI	S	Opponent	Score	RPI	S	Opponent	Score	RPI	S	Opponent	Score	RPI	S	Opponent	Score
7	A	Ohio St.	64 94	37	A	Minnesota	68 101	55	A	American	66 75	166	A	Pittsburgh	59 48
17	A	Iowa	76 80	37	H	Minnesota	71 91	57	H	Drexel	84 70	175	N	Louisiana Tech	59 71
18	H	Maryland	65 69	42	A	Purdue	73 88	63	H	Michigan St.	74 59	187	H	Siena	86 72
22	A	Rutgers	65 70	47	A	Michigan	69 89	66	H	Indiana	77 74	188	A	Wisconsin	69 62
22	H	Rutgers	70 67					76	H	Fordham	65 60	192	H	Northwestern	67 59
								86	N	Kansas St.	65 70	207	A	Providence	60 51
								98	H	Wake Forest	68 58	212	H	Illinois	68 59
												256	H	Manhattan	78 46
												257	A	St. Bonaventure	62 65
												291	H	Central Conn. St.	83 66
												324	A	Marshall	80 65
LAST 12 Division I GAMES:															
192	H	Northwestern	67 59	212	H	Illinois	68 59								
37	A	Minnesota	68 101	22	H	Rutgers	70 67								
17	A	Iowa	76 80	188	A	Wisconsin	69 62								
63	H	Michigan St.	74 59	37	H	Minnesota	71 91								
7	A	Ohio St.	64 94	22	A	Rutgers	65 70								
42	A	Purdue	73 88	66	H	Indiana	77 74								

Non-Div I Games:

Penn St.

Average RPI Win:	235	WON-LOST	WINNING	LAST 10	STRENGTH OF	OPP. STRENGTH	TEAM	ADJ.	CONF.	ADJ CONF.
Average RPI Loss:	154	RECORD	PCT. RANK	GAMES	SCHEDULE	OF SCHEDULE	RPI	RPI	RPI	RPI
DIV. I ONLY	9- 16	252	3- 7	146	245	232	232	13	13	
DIV. I NON-CONF.	4- 6	214	0- 0	119	345	198	198	11	11	

TOTALS	RPI 1-25	RPI 26-50	W-L RECORDS	RPI 51-100	RPI 101-999	RPI 201+				
9- 16	0- 0	0- 1	OVERALL	0- 3	9- 12	5- 4				
7- 4	0- 0	0- 0	HOME	0- 0	7- 4	4- 2				
2- 12	0- 0	0- 1	AWAY	0- 3	2- 8	1- 2				
0- 0	0- 0	0- 0	NEUTRAL	0- 0	0- 0	0- 0				
4- 6	0- 0	0- 0	NON-CONFERENCE	0- 2	4- 4	2- 2				
2- 2	0- 0	0- 0	HOME	0- 0	2- 2	1- 2				
2- 4	0- 0	0- 0	AWAY	0- 2	2- 2	1- 0				
0- 0	0- 0	0- 0	NEUTRAL	0- 0	0- 0	0- 0				
5- 10	0- 0	0- 1	CONFERENCE	0- 1	5- 8	3- 2				
5- 2	0- 0	0- 0	HOME	0- 0	5- 2	3- 0				
0- 8	0- 0	0- 1	AWAY	0- 1	0- 6	0- 2				
0- 0	0- 0	0- 0	NEUTRAL	0- 0	0- 0	0- 0				

RPI 1-25				RPI 26-50				RPI 51-100				RPI 101+				Team's RPI: 232
RPI	S	Opponent	Score	RPI	S	Opponent	Score	RPI	S	Opponent	Score	RPI	S	Opponent	Score	
				45	A	Gonzaga	51 73	67	A	UC Davis	64 69	129	A	BYU	43 78	
								72	A	Saint Mary's (CA)	62 75	129	H	BYU	67 73	
								94	A	Utah	65 89	152	A	Loyola Marymount	60 75	
												152	H	Loyola Marymount	85 74	
												154	A	San Francisco	67 68	
												154	H	San Francisco	95 92	
												156	H	Idaho St.	80 74	
												161	A	UC Irvine	74 75	
												164	A	Pacific	73 84	
												164	H	Pacific	77 85	
												172	A	Weber St.	61 71	
												200	A	Nevada	77 72	
												209	A	San Diego	53 79	
												209	H	San Diego	66 62	
												221	H	Seattle U	62 65	
												239	H	New Mexico St.	64 86	
												286	A	Santa Clara	50 54	
												286	H	Santa Clara	56 55	
												313	H	Portland	83 79	
												319	A	Long Beach St.	83 71	
												328	H	Utah Valley	71 44	
LAST 12 Division I GAMES:																
129	A	BYU	43 78	152	A	Loyola Marymount	60 75									
152	H	Loyola Marymount	85 74	154	H	San Francisco	95 92									
209	A	San Diego	53 79	164	H	Pacific	77 85									
164	A	Pacific	73 84	72	A	Saint Mary's (CA)	62 75									
313	H	Portland	83 79	129	H	BYU	67 73									
286	A	Santa Clara	50 54	154	A	San Francisco	67 68									

Non-Div I Games:

Pepperdine

Average RPI	Win:	196	WON-LOST	WINNING	LAST 10	STRENGTH OF	OPP. STRENGTH	TEAM	ADJ.	CONF.	ADJ CONF.
Average RPI	Loss:	68	RECORD	PCT. RANK	GAMES	SCHEDULE	OF SCHEDULE	RPI	RPI	RPI	RPI
DIV. I ONLY		10- 16	237	2- 8	58	51	166	166	1	1	
DIV. I NON-CONF.		8- 5	111	0- 0	176	209	163	163	1	1	

TOTALS	RPI 1-25		RPI 26-50		W-L RECORDS	RPI 51-100		RPI 101-999		RPI 201+	
10- 16	0- 4		0- 2		OVERALL	1- 7		9- 3		4- 0	
8- 8	0- 4		0- 0		HOME	1- 3		7- 1		4- 0	
2- 8	0- 0		0- 2		AWAY	0- 4		2- 2		0- 0	
0- 0	0- 0		0- 0		NEUTRAL	0- 0		0- 0		0- 0	
8- 5	0- 0		0- 0		NON-CONFERENCE	0- 4		8- 1		4- 0	
7- 3	0- 0		0- 0		HOME	0- 2		7- 1		4- 0	
1- 2	0- 0		0- 0		AWAY	0- 2		1- 0		0- 0	
0- 0	0- 0		0- 0		NEUTRAL	0- 0		0- 0		0- 0	
2- 11	0- 4		0- 2		CONFERENCE	1- 3		1- 2		0- 0	
1- 5	0- 4		0- 0		HOME	1- 1		0- 0		0- 0	
1- 6	0- 0		0- 2		AWAY	0- 2		1- 2		0- 0	
0- 0	0- 0		0- 0		NEUTRAL	0- 0		0- 0		0- 0	

RPI	S	Opponent	Score	RPI	S	Opponent	Score	RPI	S	Opponent	Score	RPI	S	Opponent	Score	Team's RPI: 166
2	H	Notre Dame	53 87	30	A	Virginia	50 62	51	A	Miami (FL)	58 82	108	A	North Carolina	67 68	
4	H	Louisville	51 77	31	A	Syracuse	52 70	54	A	West Virginia	52 73	124	H	Bucknell	57 39	
6	H	Florida St.	59 66					58	H	Duquesne	53 66	132	A	Cincinnati	66 46	
20	H	Duke	46 58					64	H	Georgia Tech	68 62	136	A	Clemson	58 42	
								73	A	Virginia Tech	66 89	182	H	Youngstown St.	66 58	
								76	A	Fordham	55 58	188	H	Wisconsin	57 58	
								82	H	Penn St.	48 59	190	H	Arkansas St.	87 47	
								98	H	Wake Forest	49 58	201	A	Boston College	61 72	
												261	H	UNCW	74 55	
												262	H	Towson	81 63	
												267	H	Cornell	51 39	
												340	H	Chicago St.	87 49	

LAST 12 Division I GAMES:																
51	A	Miami (FL)	58 82	31	A	Syracuse	52 70									
201	A	Boston College	61 72	4	H	Louisville	51 77									
6	H	Florida St.	59 66	64	H	Georgia Tech	68 62									
136	A	Clemson	58 42	73	A	Virginia Tech	66 89									
20	H	Duke	46 58	108	A	North Carolina	67 68									
2	H	Notre Dame	53 87	98	H	Wake Forest	49 58									

Non-Div I Games:

Pittsburgh

Average RPI Win: 205	WON-LOST RECORD	WINNING PCT. RANK	LAST 10 GAMES	STRENGTH OF SCHEDULE	OPP. STRENGTH OF SCHEDULE	TEAM RPI	ADJ. RPI	CONF. RPI	ADJ CONF. RPI
Average RPI Loss: 172									
DIV. I ONLY	4- 20	319	2- 8	168	206	313	313	13	13
DIV. I NON-CONF.	2- 7	286	0- 0	228	331	325	325	11	11

TOTALS	RPI 1-25	RPI 26-50	W-L RECORDS	RPI 51-100	RPI 101-999	RPI 201+			
4- 20	0- 0	0- 2	OVERALL	1- 0	3- 18	2- 6			
4- 10	0- 0	0- 1	HOME	1- 0	3- 9	2- 2			
0- 10	0- 0	0- 1	AWAY	0- 0	0- 9	0- 4			
0- 0	0- 0	0- 0	NEUTRAL	0- 0	0- 0	0- 0			
2- 7	0- 0	0- 0	NON-CONFERENCE	0- 0	2- 7	2- 1			
2- 4	0- 0	0- 0	HOME	0- 0	2- 4	2- 0			
0- 3	0- 0	0- 0	AWAY	0- 0	0- 3	0- 1			
0- 0	0- 0	0- 0	NEUTRAL	0- 0	0- 0	0- 0			
2- 13	0- 0	0- 2	CONFERENCE	1- 0	1- 11	0- 5			
2- 6	0- 0	0- 1	HOME	1- 0	1- 5	0- 2			
0- 7	0- 0	0- 1	AWAY	0- 0	0- 6	0- 3			
0- 0	0- 0	0- 0	NEUTRAL	0- 0	0- 0	0- 0			

RPI S Opponent	Score	RPI S Opponent	Score	RPI S Opponent	Score	RPI S Opponent	Score	Team's RPI: 313
45 A Gonzaga	36 75	45 H Gonzaga	56 70	72 H Saint Mary's (CA)	68 65	113 H Saint Francis (PA)	101 106	
						120 H Portland St.	71 77	
						129 H BYU	58 72	
						152 A Loyola Marymount	55 76	
						152 H Loyola Marymount	60 63	
						154 A San Francisco	75 84	
						154 H San Francisco	63 76	
						161 A UC Irvine	52 63	
						164 A Paci fic	55 91	
						164 H Paci fic	89 67	
						165 H Boise St.	47 73	
						172 H Weber St.	70 91	
						180 A Washington	67 93	
						209 A San Diego	52 59	
						209 H San Diego	60 75	
						232 A Pepperdi ne	79 83	
						254 H Hawai i	76 47	
						286 A Santa Clara	57 67	
						286 H Santa Clara	43 50	
						316 A Cal St. Fullerton	61 66	
						328 H Utah Valley	71 64	

LAST 12 Division I GAMES:								
286 A Santa Clara	57 67	45 A Gonzaga	36 75					
164 H Paci fic	89 67	152 H Loyola Marymount	60 63					
154 H San Francisco	63 76	209 H San Diego	60 75					
152 A Loyola Marymount	55 76	164 A Paci fic	55 91					
232 A Pepperdi ne	79 83	45 H Gonzaga	56 70					
72 H Saint Mary's (CA)	68 65	286 H Santa Clara	43 50					

Non-Div I Games: Willamette 72 52 Warner Paci fic 95 59

Portland

Average RPI Win:	220	WON-LOST	WINNING	LAST 10	STRENGTH OF	OPP. STRENGTH	TEAM	ADJ.	CONF.	ADJ CONF.
Average RPI Loss:	146	RECORD	PCT. RANK	GAMES	SCHEDULE	OF SCHEDULE	RPI	RPI	RPI	RPI
DIV. I ONLY	12- 10	145	6- 4	148	220	120	120	19	19	
DIV. I NON-CONF.	4- 5	202	0- 0	135	147	106	106	13	13	

TOTALS	RPI 1-25	RPI 26-50	W-L RECORDS	RPI 51-100	RPI 101-999	RPI 201+				
12- 10	0- 0	0- 1	OVERALL	0- 2	12- 7	7- 2				
6- 2	0- 0	0- 0	HOME	0- 0	6- 2	3- 0				
6- 8	0- 0	0- 1	AWAY	0- 2	6- 5	4- 2				
0- 0	0- 0	0- 0	NEUTRAL	0- 0	0- 0	0- 0				
4- 5	0- 0	0- 1	NON-CONFERENCE	0- 2	4- 2	2- 1				
1- 0	0- 0	0- 0	HOME	0- 0	1- 0	0- 0				
3- 5	0- 0	0- 1	AWAY	0- 2	3- 2	2- 1				
0- 0	0- 0	0- 0	NEUTRAL	0- 0	0- 0	0- 0				
8- 5	0- 0	0- 0	CONFERENCE	0- 0	8- 5	5- 1				
5- 2	0- 0	0- 0	HOME	0- 0	5- 2	3- 0				
3- 3	0- 0	0- 0	AWAY	0- 0	3- 3	2- 1				
0- 0	0- 0	0- 0	NEUTRAL	0- 0	0- 0	0- 0				

RPI S Opponent Score	RPI S Opponent Score	RPI S Opponent Score	RPI S Opponent Score
	45 A Gonzaga 52 91	67 A UC Davis 67 79	134 A Idaho 60 61
		91 A UNLV 80 88	134 H Idaho 90 101
			138 H Ole Miss 94 79
			156 H Idaho St. 59 88
			161 A UC Irvine 82 72
			163 A Eastern Wash. 57 64
			163 H Eastern Wash. 75 60
			172 A Weber St. 62 60
			172 H Weber St. 77 64
			200 A Nevada 55 67
			221 A Seattle U 77 91
			242 A Montana St. 69 60
			242 H Montana St. 62 53
			246 A Montana 53 69
			246 H Montana 70 53
			250 A San Jose St. 90 78
			272 A Sacramento St. 81 72
			272 H Sacramento St. 74 73
			313 A Portland 77 71
LAST 12 Division I GAMES:			
172 A Weber St. 62 60	172 H Weber St. 77 64		
242 H Montana St. 62 53	156 H Idaho St. 59 88		
246 H Montana 70 53	246 A Montana 53 69		
163 A Eastern Wash. 57 64	242 A Montana St. 69 60		
134 A Idaho 60 61	134 H Idaho 90 101		
272 A Sacramento St. 81 72	163 H Eastern Wash. 75 60		

Average RPI Win:	279	WON-LOST	WINNING	LAST 10	STRENGTH OF	OPP. STRENGTH	TEAM	ADJ.	CONF.	ADJ CONF.
Average RPI Loss:	199	RECORD	PCT. RANK	GAMES	SCHEDULE	OF SCHEDULE	RPI	RPI	RPI	RPI
DIV. I ONLY	7- 14	258	6- 4	195	348	268	268	32	32	
DIV. I NON-CONF.	0- 9	337	0- 0	58	276	292	292	32	32	

TOTALS	RPI 1-25	RPI 26-50	W-L RECORDS	RPI 51-100	RPI 101-999	RPI 201+				
7- 14	0- 1	0- 0	OVERALL	0- 1	7- 12	6- 8				
5- 3	0- 0	0- 0	HOME	0- 1	5- 2	4- 2				
2- 10	0- 1	0- 0	AWAY	0- 0	2- 9	2- 5				
0- 1	0- 0	0- 0	NEUTRAL	0- 0	0- 1	0- 1				
0- 9	0- 1	0- 0	NON-CONFERENCE	0- 1	0- 7	0- 3				
0- 1	0- 0	0- 0	HOME	0- 1	0- 0	0- 0				
0- 7	0- 1	0- 0	AWAY	0- 0	0- 6	0- 2				
0- 1	0- 0	0- 0	NEUTRAL	0- 0	0- 1	0- 1				
7- 5	0- 0	0- 0	CONFERENCE	0- 0	7- 5	6- 5				
5- 2	0- 0	0- 0	HOME	0- 0	5- 2	4- 2				
2- 3	0- 0	0- 0	AWAY	0- 0	2- 3	2- 3				
0- 0	0- 0	0- 0	NEUTRAL	0- 0	0- 0	0- 0				

RPI 1-25				RPI 26-50				RPI 51-100				RPI 101+ Team's RPI: 268			
RPI	S	Opponent	Score	RPI	S	Opponent	Score	RPI	S	Opponent	Score	RPI	S	Opponent	Score
21	A	Texas A&M	70 98					93	H	Rice	68 88	114	A	Colorado St.	59 71
												126	A	Bethune-Cookman	52 77
												133	A	Texas St.	57 84
												136	A	Clemson	58 64
												185	H	Southern U.	69 62
												220	A	Texas Tech	60 89
												233	A	Texas Southern	61 56
												233	H	Texas Southern	65 48
												237	A	Grambling	79 81
												237	H	Grambling	68 75
												244	N	A&M-Corpus Christi	62 72
												302	A	Alabama St.	68 70
												304	H	Alcorn	72 73
												310	A	Jackson St.	61 70
												310	H	Jackson St.	85 73
												311	A	UTRGV	62 78
												317	A	Alabama A&M	55 48
												337	H	Mississippi Val.	78 73
												339	H	Ark.-Pine Bluff	64 52
LAST 12 Division I GAMES:															
310	H	Jackson St.	85 73	339	H	Ark.-Pine Bluff	64 52								
237	H	Grambling	68 75	310	A	Jackson St.	61 70								
233	H	Texas Southern	65 48	237	A	Grambling	79 81								
317	A	Alabama A&M	55 48	233	A	Texas Southern	61 56								
302	A	Alabama St.	68 70	185	H	Southern U.	69 62								
337	H	Mississippi Val.	78 73	304	H	Alcorn	72 73								

Non-Div I Games: Texas-Tyler 99 56 Arlington Baptist 116 73

Prairie View

Average RPI Win:	271	WON-LOST	WINNING	LAST 10	STRENGTH OF	OPP. STRENGTH	TEAM	ADJ.	CONF.	ADJ CONF.
Average RPI Loss:	179	RECORD	PCT. RANK	GAMES	SCHEDULE	OF SCHEDULE	RPI	RPI	RPI	RPI

DIV. I ONLY	8- 16	258	5- 5	278	272	279	279	27	27
DIV. I NON-CONF.	3- 8	268	0- 0	169	169	243	243	28	28
TOTALS	RPI 1-25	RPI 26-50	W-L RECORDS	RPI 51-100	RPI 101-999	RPI 201+			
8- 16	0- 2	0- 0	OVERALL	0- 3	8- 11	7- 7			
5- 5	0- 0	0- 0	HOME	0- 1	5- 4	4- 4			
3- 11	0- 0	0- 0	AWAY	0- 1	3- 1	3- 0			
0- 0	0- 0	0- 0	NEUTRAL	0- 0	0- 0	0- 0			
3- 8	0- 2	0- 0	NON-CONFERENCE	0- 1	3- 5	2- 3			
2- 2	0- 0	0- 0	HOME	0- 0	2- 2	1- 2			
1- 6	0- 2	0- 0	AWAY	0- 1	1- 3	1- 1			
0- 0	0- 0	0- 0	NEUTRAL	0- 0	0- 0	0- 0			
5- 8	0- 0	0- 0	CONFERENCE	0- 2	5- 6	5- 4			
3- 3	0- 0	0- 0	HOME	0- 1	3- 2	3- 2			
2- 5	0- 0	0- 0	AWAY	0- 1	2- 4	2- 2			
0- 0	0- 0	0- 0	NEUTRAL	0- 0	0- 0	0- 0			

RPI 1-25	RPI 26-50	RPI 51-100	RPI 101+	Team's RPI: 279
RPI S Opponent Score	RPI S Opponent Score	RPI S Opponent Score	RPI S Opponent Score	
9 A UCLA 40 76		78 A Belmont 48 90	108 A North Carolina 56 91	
20 A Duke 45 79		88 A Liberty 55 63	116 A Chattanooga 51 71	
		88 H Liberty 64 76	139 A Radford 55 93	
			174 H Furman 76 75	
			184 A High Point 55 81	
			223 A UNC Asheville 76 74	
			224 H Gardner-Webb 72 69	
			230 H UNCG 57 64	
			247 A San Diego St. 50 77	
			248 A Campbell 40 53	
			248 H Campbell 65 59	
			285 A USC Upstate 83 69	
			301 H Kennesaw St. 51 60	
			306 H Charleston So. 61 64	
			333 H N.C. Central 69 60	
			341 A Wintthrop 64 58	
			341 H Wintthrop 78 45	
			347 A Longwood 56 66	
			347 H Longwood 60 75	
LAST 12 Division I GAMES:				
248 A Campbell 40 53	341 H Wintthrop 78 45			
347 H Longwood 60 75	139 A Radford 55 93			
341 A Wintthrop 64 58	224 H Gardner-Webb 72 69			
88 A Liberty 55 63	248 H Campbell 65 59			
306 H Charleston So. 61 64	184 A High Point 55 81			
223 A UNC Asheville 76 74	347 A Longwood 56 66			

Non-Div I Games:

Presbyterian

Average RPI Win:	161	WON-LOST	WINNING	LAST 10	STRENGTH OF	OPP. STRENGTH	TEAM	ADJ.	CONF.	ADJ CONF.
Average RPI Loss:	60	RECORD	PCT. RANK	GAMES	SCHEDULE	OF SCHEDULE	RPI	RPI	RPI	RPI
DIV. I ONLY	18- 4	22	9- 1	103	89	34	34	9	9	
DIV. I NON-CONF.	10- 3	52	3- 0	125	39	49	49	9	9	

TOTALS	RPI 1-25	RPI 26-50	W-L RECORDS	RPI 51-100	RPI 101-999	RPI 201+				
18- 4	0- 2	0- 0	OVERALL	6- 1	12- 1	6- 0				
8- 2	0- 1	0- 0	HOME	4- 1	4- 0	3- 0				
8- 2	0- 1	0- 0	AWAY	2- 0	6- 1	3- 0				
2- 0	0- 0	0- 0	NEUTRAL	0- 0	2- 0	0- 0				
10- 3	0- 2	0- 0	NON-CONFERENCE	2- 1	8- 0	3- 0				
3- 2	0- 1	0- 0	HOME	1- 1	2- 0	1- 0				
5- 1	0- 1	0- 0	AWAY	1- 0	4- 0	2- 0				
2- 0	0- 0	0- 0	NEUTRAL	0- 0	2- 0	0- 0				
8- 1	0- 0	0- 0	CONFERENCE	4- 0	4- 1	3- 0				
5- 0	0- 0	0- 0	HOME	3- 0	2- 0	2- 0				
3- 1	0- 0	0- 0	AWAY	1- 0	2- 1	1- 0				
0- 0	0- 0	0- 0	NEUTRAL	0- 0	0- 0	0- 0				

RPI 1-25				RPI 26-50				RPI 51-100				RPI 101+			
RPI	S	Opponent	Score	RPI	S	Opponent	Score	RPI	S	Opponent	Score	RPI	S	Opponent	Score
22	A	Rutgers	50 70					53	A	Qui nni pi ac	60 46	103	A	Seton Hal l	85 83
23	H	Vi l l anova	59 62					64	H	Georgi a Tech	56 67	116	N	Chattanooga	59 49
								65	H	Harvard	80 47	125	H	Del aware	78 60
								74	A	Penn	70 55	131	A	Yale	59 73
								74	H	Penn	60 40	140	A	Brown	77 62
								96	H	George Washi ngton	72 52	155	N	Sai nt Joseph' s	63 54
								99	H	Dartmouth	82 63	168	A	Davi dson	63 57
												217	H	Col umbi a	69 47
												234	A	Lafayette	53 45
												267	A	Cornel l	72 40
												267	H	Cornel l	75 54
												325	A	Wagner	58 37
												326	H	UMBC	77 40

LAST 12 Di vi si on I GAMES:															
267	A	Cornel l	72 40	267	H	Cornel l	75 54								
74	H	Penn	60 40	217	H	Col umbi a	69 47								
99	H	Dartmouth	82 63	74	A	Penn	70 55								
65	H	Harvard	80 47	326	H	UMBC	77 40								
140	A	Brown	77 62	116	N	Chattanooga	59 49								
131	A	Yale	59 73	155	N	Sai nt Joseph' s	63 54								

Non-Di v I Games:

Pri n c e t o n

Average RPI	Win:	169	WON-LOST	WINNING	LAST 10	STRENGTH OF	OPP. STRENGTH	TEAM	ADJ.	CONF.	ADJ CONF.
Average RPI	Loss:	98	RECORD	PCT. RANK	GAMES	SCHEDULE	OF SCHEDULE	RPI	RPI	RPI	RPI
DIV. I ONLY		9- 18		258	1- 9	114	69	207	207	6	6
DIV. I NON-CONF.		7- 5		132	0- 0	266	199	186	186	6	6

TOTALS	RPI 1-25		RPI 26-50		W-L RECORDS	RPI 51-100		RPI 101-999		RPI 201+	
9- 18	0- 1		0- 6		OVERALL	3- 2		6- 9		2- 3	
3- 10	0- 1		0- 3		HOME	1- 1		2- 5		1- 1	
3- 8	0- 0		0- 3		AWAY	1- 1		2- 4		0- 2	
3- 0	0- 0		0- 0		NEUTRAL	1- 0		2- 0		1- 0	
7- 5	0- 0		0- 0		NON-CONFERENCE	1- 2		6- 3		2- 2	
2- 3	0- 0		0- 0		HOME	0- 1		2- 2		1- 1	
2- 2	0- 0		0- 0		AWAY	0- 1		2- 1		0- 1	
3- 0	0- 0		0- 0		NEUTRAL	1- 0		2- 0		1- 0	
2- 13	0- 1		0- 6		CONFERENCE	2- 0		0- 6		0- 1	
1- 7	0- 1		0- 3		HOME	1- 0		0- 3		0- 0	
1- 6	0- 0		0- 3		AWAY	1- 0		0- 3		0- 1	
0- 0	0- 0		0- 0		NEUTRAL	0- 0		0- 0		0- 0	

RPI	S	Opponent	Score	RPI	S	Opponent	Score	RPI	S	Opponent	Score	RPI	S	Opponent	Score	Team's RPI: 207
23	H	Villanova	55 63	28	A	Marquette	61 94	52	A	St. John's (NY)	49 44	103	A	Seton Hall	56 65	
				28	H	Marquette	60 77	52	H	St. John's (NY)	70 68	103	H	Seton Hall	56 65	
				32	A	DePaul	47 81	53	A	Quinnipiac	36 62	107	A	Butler	57 68	
				32	H	DePaul	48 71	82	H	Penn St.	51 60	107	H	Butler	48 69	
				43	A	Creighton	56 73	97	N	Wright St.	74 69	117	H	Georgetown	43 75	
				43	H	Creighton	84 87					131	A	Yale	55 51	
												135	A	Northeastern	98 95	
												140	H	Brown	59 64	
												183	N	Stetson	56 45	
												201	H	Boston College	63 55	
												214	A	Xavier	59 68	
												217	H	Columbia	64 73	
												290	A	Sacred Heart	75 78	
												330	H	Rhode Island	65 41	
												342	N	Savannah St.	78 48	

LAST 12 Division I GAMES:																
107	H	Butler	48 69	107	A	Butler	57 68									
43	H	Creighton	84 87	214	A	Xavier	59 68									
32	A	DePaul	47 81	43	A	Creighton	56 73									
28	A	Marquette	61 94	28	H	Marquette	60 77									
52	H	St. John's (NY)	70 68	32	H	DePaul	48 71									
103	H	Seton Hall	56 65	103	A	Seton Hall	56 65									

Non-Div I Games:

Providence

Average RPI Win: 125
Average RPI Loss: 58

WON-LOST
RECORD

WINNING
PCT. RANK

LAST 10
GAMES

STRENGTH OF
SCHEDULE

OPP. STRENGTH
OF SCHEDULE

TEAM
RPI

ADJ.
RPI

CONF.
RPI

ADJ CONF.
RPI

DIV. I ONLY	17- 10	98	7- 3	15	62	42	42	3	3
DIV. I NON-CONF.	9- 5	99	0- 0	20	122	54	54	4	4
<hr/>									
TOTALS	RPI 1-25	RPI 26-50	W-L RECORDS	RPI 51-100	RPI 101-999	RPI 201+			
17- 10	4- 1	1- 3	OVERALL	3- 6	9- 0	3- 0			
10- 4	1- 0	0- 2	HOME	3- 2	6- 0	1- 0			
6- 5	3- 1	1- 0	AWAY	0- 4	2- 0	2- 0			
1- 1	0- 0	0- 1	NEUTRAL	0- 0	1- 0	0- 0			
9- 5	1- 0	0- 2	NON-CONFERENCE	2- 3	6- 0	2- 0			
6- 2	0- 0	0- 1	HOME	2- 1	4- 0	1- 0			
2- 2	1- 0	0- 0	AWAY	0- 2	1- 0	1- 0			
1- 1	0- 0	0- 1	NEUTRAL	0- 0	1- 0	0- 0			
8- 5	3- 1	1- 1	CONFERENCE	1- 3	3- 0	1- 0			
4- 2	1- 0	0- 1	HOME	1- 1	2- 0	0- 0			
4- 3	2- 1	1- 0	AWAY	0- 2	1- 0	1- 0			
0- 0	0- 0	0- 0	NEUTRAL	0- 0	0- 0	0- 0			

RPI 1-25				RPI 26-50				RPI 51-100				RPI 101+			
RPI	S	Opponent	Score	RPI	S	Opponent	Score	RPI	S	Opponent	Score	RPI	S	Opponent	Score
17	A	Iowa	76 70	37	H	Minnesota	74 78	60	A	Nebraska	51 75	115	H	Lamar University	79 64
18	A	Maryland	75 65	40	H	Bail St.	60 66	64	A	Georgia Tech	55 68	159	N	Marist	61 47
22	A	Rutgers	50 58	47	A	Michigan	81 79	66	A	Indiana	54 72	163	H	Eastern Wash.	65 40
22	H	Rutgers	47 33	50	N	Southern California	46 58	66	H	Indiana	44 52	181	H	UT Martin	60 58
25	A	Central Mich.	79 69					72	H	Saint Mary's (CA)	70 60	188	H	Wisconsin	57 35
								82	H	Penn St.	88 73	192	H	Northwestern	63 60
								83	H	Ohio	71 77	212	A	Illinois	73 54
								90	H	Miami (OH)	75 66	254	A	Hawaii	79 67
								94	A	Utah	68 81	289	H	Valparaiso	95 49
LAST 12 Division I GAMES:															
18	A	Maryland	75 65	60	A	Nebraska	51 75	192	H	Northwestern	63 60				
66	H	Indiana	44 52	17	A	Iowa	76 70	22	H	Rutgers	47 33				
37	H	Minnesota	74 78	66	A	Indiana	54 72	66	A	Indiana	54 72				
212	A	Illinois	73 54	82	H	Penn St.	88 73	188	H	Wisconsin	57 35				
47	A	Michigan	81 79												

Non-Div I Games:

Purdue

Loss, Non-Conf, S Site, H Home A Away N Neutral

Average RPI	Win: 222	WON-LOST	WINNING	LAST 10	STRENGTH OF	OPP. STRENGTH	TEAM	ADJ.	CONF.	ADJ CONF.
Average RPI	Loss: 27	RECORD	PCT. RANK	GAMES	SCHEDULE	OF SCHEDULE	RPI	RPI	RPI	RPI
DIV. I ONLY	21- 5	24	10- 0	140	181	53	53	28	28	
DIV. I NON-CONF.	6- 5	153	0- 0	6	10	21	21	26	26	
TOTALS	RPI 1-25	RPI 26-50	W-L RECORDS	RPI 51-100	RPI 101-999	RPI 201+				
21- 5	1- 3	2- 1	OVERALL	0- 1	18- 0	13- 0				
11- 1	0- 0	2- 1	HOME	0- 0	9- 0	7- 0				
10- 3	1- 2	0- 0	AWAY	0- 1	9- 0	6- 0				
0- 1	0- 1	0- 0	NEUTRAL	0- 0	0- 0	0- 0				
6- 5	1- 3	2- 1	NON-CONFERENCE	0- 1	3- 0	1- 0				
3- 1	0- 0	2- 1	HOME	0- 0	1- 0	1- 0				
3- 3	1- 2	0- 0	AWAY	0- 1	2- 0	0- 0				
0- 1	0- 1	0- 0	NEUTRAL	0- 0	0- 0	0- 0				
15- 0	0- 0	0- 0	CONFERENCE	0- 0	15- 0	12- 0				
8- 0	0- 0	0- 0	HOME	0- 0	8- 0	6- 0				
7- 0	0- 0	0- 0	AWAY	0- 0	7- 0	6- 0				
0- 0	0- 0	0- 0	NEUTRAL	0- 0	0- 0	0- 0				

RPI	S	Opponent	Score	RPI	S	Opponent	Score	RPI	S	Opponent	Score	RPI	S	Opponent	Score
7	A	Ohio St.	63 95	33	H	Northern Colo.	60 49	63	A	Michigan St.	55 74	159	H	Marist	62 56
16	N	Missouri	51 66	34	H	Princeton	46 60					187	A	Si ena	83 72
17	A	Iowa	67 83	36	H	Dayton	72 66					187	H	Si ena	68 54
25	A	Central Mich.	84 70									194	A	Ri chmond	81 65
												198	A	Hampton	64 58
												207	H	Provi dence	62 36
												241	A	Ni agara	84 55
												241	H	Ni agara	77 61
												256	A	Manhattan	80 64
												260	A	Fai rfi eld	58 39
												260	H	Fai rfi eld	77 45
												281	H	Ri der	73 66
												287	A	Can i si us	84 55
												287	H	Can i si us	64 39
												299	A	Monmouth	76 55
												336	A	I ona	74 38
												336	H	I ona	90 47
												348	H	Saint Peter's	86 39
LAST 12 Di vi si on I GAMES:															
187	A	Si ena	83 72	260	H	Fai rfi eld	77 45								
287	H	Can i si us	64 39	299	A	Monmouth	76 55								
336	H	I ona	90 47	281	H	Ri der	73 66								
260	A	Fai rfi eld	58 39	348	H	Saint Peter's	86 39								
241	A	Ni agara	84 55	159	H	Marist	62 56								
287	A	Can i si us	84 55	336	A	I ona	74 38								

Non-Di v I Games:

Qui nni pi ac

Radford

R
a
d
f
o
r
d

Radford

Page 234

Average RPI Win:	279	WON-LOST	WINNING	LAST 10	STRENGTH OF	OPP. STRENGTH	TEAM	ADJ.	CONF.	ADJ CONF.
Average RPI Loss:	158	RECORD	PCT. RANK	GAMES	SCHEDULE	OF SCHEDULE	RPI	RPI	RPI	RPI
DIV. I ONLY	3- 22	332	1- 9	223	155	330	330	12	12	
DIV. I NON-CONF.	2- 10	300	0- 0	224	242	314	314	10	10	

TOTALS	RPI 1-25	RPI 26-50	W-L RECORDS	RPI 51-100	RPI 101-999	RPI 201+				
3- 22	0- 0	0- 2	OVERALL	0- 5	3- 15	3- 6				
3- 8	0- 0	0- 1	HOME	0- 0	3- 7	3- 3				
0- 13	0- 0	0- 1	AWAY	0- 5	0- 7	0- 2				
0- 1	0- 0	0- 0	NEUTRAL	0- 0	0- 1	0- 1				
2- 10	0- 0	0- 1	NON-CONFERENCE	0- 3	2- 6	2- 3				
2- 2	0- 0	0- 1	HOME	0- 0	2- 1	2- 1				
0- 7	0- 0	0- 0	AWAY	0- 3	0- 4	0- 1				
0- 1	0- 0	0- 0	NEUTRAL	0- 0	0- 1	0- 1				
1- 12	0- 0	0- 1	CONFERENCE	0- 2	1- 9	1- 3				
1- 6	0- 0	0- 0	HOME	0- 0	1- 6	1- 2				
0- 6	0- 0	0- 1	AWAY	0- 2	0- 3	0- 1				
0- 0	0- 0	0- 0	NEUTRAL	0- 0	0- 0	0- 0				

RPI 1-25				RPI 26-50				RPI 51-100				RPI 101+				Team's RPI: 330
RPI	S	Opponent	Score	RPI	S	Opponent	Score	RPI	S	Opponent	Score	RPI	S	Opponent	Score	
				36	A	Dayton	58 116	63	A	Michigan St.	38 82	111	H	George Mason	53 92	
				37	H	Minnesota	60 82	74	A	Penn	66 84	112	H	Saint Louis	66 70	
								76	A	Fordham	64 76	148	A	Samford	37 67	
								96	A	George Washington	52 65	155	A	Saint Joseph's	46 64	
								99	A	Dartmouth	54 70	159	A	Marist	42 64	
												168	A	Davidson	67 77	
												168	H	Davidson	67 79	
												194	H	Richmond	53 74	
												196	A	Jacksonville St.	53 63	
												207	A	Providence	41 65	
												231	H	La Salle	72 63	
												249	H	Holy Cross	63 69	
												257	A	St. Bonaventure	70 81	
												260	H	Fairfield	62 47	
												282	H	VCU	49 61	
												283	H	Massachusetts	59 61	
												295	N	Bryant	52 58	
												345	H	UMass Lowell	81 64	
LAST 12 Division I GAMES:																
				112	H	Saint Louis	66 70	231	H	La Salle	72 63					
				155	A	Saint Joseph's	46 64	257	A	St. Bonaventure	70 81					
				76	A	Fordham	64 76	111	H	George Mason	53 92					
				168	H	Davidson	67 79	282	H	VCU	49 61					
				283	H	Massachusetts	59 61	168	A	Davidson	67 77					
				96	A	George Washington	52 65	36	A	Dayton	58 116					

Non-Div I Games: Southern Conn. St. 57 62

Rhode Island

Average RPI Win:	240	WON-LOST	WINNING	LAST 10	STRENGTH OF	OPP. STRENGTH	TEAM	ADJ.	CONF.	ADJ CONF.
Average RPI Loss:	148	RECORD	PCT. RANK	GAMES	SCHEDULE	OF SCHEDULE	RPI	RPI	RPI	RPI
DIV. I ONLY	18- 5	37	7- 3	309	198	93	93	18	18	
DIV. I NON-CONF.	10- 2	32	1- 0	339	243	135	135	19	19	

TOTALS	RPI 1-25	RPI 26-50	W-L RECORDS	RPI 51-100	RPI 101-999	RPI 201+				
18- 5	0- 1	1- 0	OVERALL	0- 1	17- 3	13- 1				
10- 0	0- 0	1- 0	HOME	0- 0	9- 0	6- 0				
8- 5	0- 1	0- 0	AWAY	0- 1	8- 3	7- 1				
0- 0	0- 0	0- 0	NEUTRAL	0- 0	0- 0	0- 0				
10- 2	0- 1	0- 0	NON-CONFERENCE	0- 0	10- 1	9- 0				
5- 0	0- 0	0- 0	HOME	0- 0	5- 0	4- 0				
5- 2	0- 1	0- 0	AWAY	0- 0	5- 1	5- 0				
0- 0	0- 0	0- 0	NEUTRAL	0- 0	0- 0	0- 0				
8- 3	0- 0	1- 0	CONFERENCE	0- 1	7- 2	4- 1				
5- 0	0- 0	1- 0	HOME	0- 0	4- 0	2- 0				
3- 3	0- 0	0- 0	AWAY	0- 1	3- 2	2- 1				
0- 0	0- 0	0- 0	NEUTRAL	0- 0	0- 0	0- 0				

RPI 1-25				RPI 26-50				RPI 51-100				RPI 101+			
RPI	S	Opponent	Score	RPI	S	Opponent	Score	RPI	S	Opponent	Score	RPI	S	Opponent	Score
21	A	Texas A&M	76 82	44	H	Western Ky.	73 58	68	A	UAB	63 70	118	H	Little Rock	58 51
												151	H	UTEP	56 42
												167	A	Kansas	65 73
												170	A	Charlotte	62 55
												175	A	Louisiana Tech	55 75
												199	H	Southern Miss.	62 56
												215	A	North Texas	50 49
												217	H	Columbia	67 44
												225	A	Fla. Atlantic	67 53
												244	A	A&M-Corpus Christi	67 56
												268	A	Prairie View	88 68
												270	A	Grand Canyon	69 59
												280	H	Old Dominion	53 45
												294	H	UTSA	83 52
												308	A	FIU	58 68
												312	H	Incarnate Word	60 43
												315	A	Northern Ariz.	88 83
												323	H	Houston Baptist	67 45
												334	A	Sam Houston St.	79 50
												338	H	La.-Monroe	63 47
LAST 12 Division I GAMES:															
				68	A	UAB	63 70	170	A	Charlotte	62 55				
				44	H	Western Ky.	73 58	308	A	FIU	58 68				
				175	A	Louisiana Tech	55 75	225	A	Fla. Atlantic	67 53				
				199	H	Southern Miss.	62 56	294	H	UTSA	83 52				
				280	H	Old Dominion	53 45	215	A	North Texas	50 49				
				151	H	UTEP	56 42	217	H	Columbia	67 44				

Non-Div I Games:

Rice

R
i
c
h
m
o
n
d

Ri chmond					Through Games Of Feb. 16, 2018						
Average RPI	Wi n:	265	WON-LOST	WINNING	LAST 10	STRENGTH OF	OPP. STRENGTH	TEAM	ADJ.	CONF.	ADJ CONF.
Average RPI	Loss:	111	RECORD	PCT. RANK	GAMES	SCHEDULE	OF SCHEDULE	RPI	RPI	RPI	RPI
DIV. I ONLY			11- 15	215	4- 6	159	189	194	194	12	12
DIV. I NON-CONF.			5- 8	220	0- 0	149	260	204	204	10	10

TOTALS		RPI 1-25		RPI 26-50		W-L RECORDS		RPI 51-100	RPI 101-999		RPI 201+
11- 15		0- 0		0- 1		OVERALL		0- 6	11- 8		11- 0
1- 9		0- 0		0- 1		HOME		0- 5	1- 3		1- 0
9- 3		0- 0		0- 0		AWAY		0- 0	9- 0		9- 0
1- 3		0- 0		0- 0		NEUTRAL		0- 1	1- 2		1- 0
5- 8		0- 0		0- 0		NON-CONFERENCE		0- 4	5- 4		5- 0
0- 4		0- 0		0- 0		HOME		0- 3	0- 1		0- 0
4- 1		0- 0		0- 0		AWAY		0- 0	4- 1		4- 0
1- 3		0- 0		0- 0		NEUTRAL		0- 1	1- 2		1- 0
6- 7		0- 0		0- 1		CONFERENCE		0- 2	6- 4		6- 0
1- 5		0- 0		0- 1		HOME		0- 2	1- 2		1- 0
5- 2		0- 0		0- 0		AWAY		0- 0	5- 2		5- 0
0- 0		0- 0		0- 0		NEUTRAL		0- 0	0- 0		0- 0

R
i
c
h
m
o
n
d

RPI 1-25				RPI 26-50				RPI 51-100				RPI 101+ Team's RPI: 194			
RPI	S	Opponent	Score	RPI	S	Opponent	Score	RPI	S	Opponent	Score	RPI	S	Opponent	Score
				36	H	Dayton	59 66	53	H	Qui nni pi ac	65 81	111	A	George Mason	56 77
								58	H	Duquesne	70 78	112	H	Saint Louis	61 79
								76	H	Fordham	38 43	126	N	Bethune-Cookman	50 63
								79	H	Navy	56 76	155	A	Saint Joseph's	72 81
								97	N	Wright St.	69 85	157	H	William & Mary	64 78
								98	H	Wake Forest	81 85	160	N	Florida	80 87
												168	H	Davi dson	65 68
												183	A	Stetson	67 72
												202	A	East Carol ina	65 64
												217	A	Col umbi a	85 79
												231	A	La Salle	60 57
												231	H	La Salle	77 51
												257	A	St. Bonaventure	79 57
												260	A	Fai rfi eld	72 67
												280	A	Ol d Domi ni on	54 45
												282	A	VCU	77 68
												283	A	Massachusetts	51 39
												330	A	Rhode Isl and	74 53
												342	N	Savannah St.	100 63

LAST 12 Di vi si on I GAMES:															
				257	A	St. Bonaventure	79 57	76	H	Fordham	38 43				
				231	A	La Salle	60 57	111	A	George Mason	56 77				
				58	H	Duquesne	70 78	168	H	Davi dson	65 68				
				283	A	Massachusetts	51 39	155	A	Saint Joseph's	72 81				
				282	A	VCU	77 68	231	H	La Salle	77 51				
				36	H	Dayton	59 66	112	H	Saint Louis	61 79				

Non-Di v I Games:

Ri chmond

Loss, Non-Conf, S Site, H Home A Away N Neutral

Average RPI Win:	298	WON-LOST	WINNING	LAST 10	STRENGTH OF	OPP. STRENGTH	TEAM	ADJ.	CONF.	ADJ CONF.
Average RPI Loss:	185	RECORD	PCT. RANK	GAMES	SCHEDULE	OF SCHEDULE	RPI	RPI	RPI	RPI
DIV. I ONLY	11- 15	215	5- 5	330	319	281	281	28	28	
DIV. I NON-CONF.	3- 8	268	0- 0	264	316	280	280	26	26	

TOTALS	RPI 1-25	RPI 26-50	W-L RECORDS	RPI 51-100	RPI 101-999	RPI 201+				
11- 15	0- 0	0- 0	OVERALL	0- 2	11- 13	11- 7				
6- 6	0- 0	0- 0	HOME	0- 0	6- 6	6- 2				
5- 8	0- 0	0- 0	AWAY	0- 2	5- 6	5- 4				
0- 1	0- 0	0- 0	NEUTRAL	0- 0	0- 1	0- 1				
3- 8	0- 0	0- 0	NON-CONFERENCE	0- 1	3- 7	3- 4				
1- 3	0- 0	0- 0	HOME	0- 0	1- 3	1- 1				
2- 4	0- 0	0- 0	AWAY	0- 1	2- 3	2- 2				
0- 1	0- 0	0- 0	NEUTRAL	0- 0	0- 1	0- 1				
8- 7	0- 0	0- 0	CONFERENCE	0- 1	8- 6	8- 3				
5- 3	0- 0	0- 0	HOME	0- 0	5- 3	5- 1				
3- 4	0- 0	0- 0	AWAY	0- 1	3- 3	3- 2				
0- 0	0- 0	0- 0	NEUTRAL	0- 0	0- 0	0- 0				

Rider

Rider

RPI 1-25				RPI 26-50				RPI 51-100				RPI 101+				Team's RPI: 281
RPI	S	Opponent	Score	RPI	S	Opponent	Score	RPI	S	Opponent	Score	RPI	S	Opponent	Score	
								53	A	Quinnipiac	66 73	103	A	Seton Hall	49 85	
								79	A	Navy	44 63	124	H	Bucknell	71 76	
												147	H	Binghamton	54 76	
												159	A	Marist	67 68	
												159	H	Marist	69 80	
												187	H	Siena	67 71	
												202	N	East Carolina	63 66	
												231	A	La Salle	76 55	
												234	A	Lafayette	45 60	
												241	A	Niagara	61 69	
												241	H	Niagara	65 58	
												249	H	Holy Cross	56 83	
												256	H	Manhattan	67 51	
												260	A	Fairfield	61 45	
												260	H	Fairfield	57 68	
												274	A	Mt. St. Mary's	78 82	
												287	H	Canisius	70 54	
												288	H	Vermont	64 49	
												299	A	Monmouth	56 63	
												336	A	Iona	62 49	
												336	H	Iona	80 53	
												343	A	NJIT	79 64	
												348	A	Saint Peter's	57 52	
												348	H	Saint Peter's	62 52	
LAST 12 Division I GAMES:																
				241	A	Niagara	61 69	336	A	Iona	62 49					
				336	H	Iona	80 53	159	A	Marist	67 68					
				348	H	Saint Peter's	62 52	241	H	Niagara	65 58					
				299	A	Monmouth	56 63	53	A	Quinnipiac	66 73					
				256	H	Manhattan	67 51	260	A	Fairfield	61 45					
				260	H	Fairfield	57 68	287	H	Canisius	70 54					

Non-Div I Games:

Rider

Average RPI Win:	259	WON-LOST	WINNING	LAST 10	STRENGTH OF	OPP. STRENGTH	TEAM	ADJ.	CONF.	ADJ CONF.
Average RPI Loss:	158	RECORD	PCT. RANK	GAMES	SCHEDULE	OF SCHEDULE	RPI	RPI	RPI	RPI
DIV. I ONLY	16- 6	58	8- 2	319	270	145	145	29	29	
DIV. I NON-CONF.	6- 4	122	0- 0	314	138	216	216	29	29	

TOTALS	RPI 1-25	RPI 26-50	W-L RECORDS	RPI 51-100	RPI 101-999	RPI 201+				
16- 6	0- 0	0- 0	OVERALL	0- 1	16- 5	13- 2				
8- 2	0- 0	0- 0	HOME	0- 0	8- 2	6- 1				
8- 3	0- 0	0- 0	AWAY	0- 1	8- 2	7- 1				
0- 1	0- 0	0- 0	NEUTRAL	0- 0	0- 1	0- 0				
6- 4	0- 0	0- 0	NON-CONFERENCE	0- 1	6- 3	4- 1				
3- 2	0- 0	0- 0	HOME	0- 0	3- 2	2- 1				
3- 1	0- 0	0- 0	AWAY	0- 1	3- 0	2- 0				
0- 1	0- 0	0- 0	NEUTRAL	0- 0	0- 1	0- 0				
10- 2	0- 0	0- 0	CONFERENCE	0- 0	10- 2	9- 1				
5- 0	0- 0	0- 0	HOME	0- 0	5- 0	4- 0				
5- 2	0- 0	0- 0	AWAY	0- 0	5- 2	5- 1				
0- 0	0- 0	0- 0	NEUTRAL	0- 0	0- 0	0- 0				

RPI 1-25				RPI 26-50				RPI 51-100				RPI 101+ Team's RPI: 145				
RPI	S	Opponent	Score	RPI	S	Opponent	Score	RPI	S	Opponent	Score	RPI	S	Opponent	Score	
								63	A	Michigan St.	58	100				
												113	A	Saint Francis (PA)	47	
												113	H	Saint Francis (PA)	63	
												141	H	Kent St.	31	
												153	A	Cal Poly	66	
												154	N	San Francisco	45	
												182	H	Youngstown St.	84	
												205	H	Bowling Green	62	
												234	H	Lafayette	63	
												243	A	Northern Ky.	59	
												269	A	St. Francis Brooklyn	47	
												269	H	St. Francis Brooklyn	59	
												274	A	Mt. St. Mary's	77	
												276	A	Fairleigh Dickinson	77	
												284	A	LIU Brooklyn	55	
												284	H	LIU Brooklyn	60	
												290	A	Sacred Heart	91	
												291	H	Central Conn. St.	66	
												295	H	Bryant	72	
												299	H	Monmouth	56	
												325	A	Wagner	58	
												329	A	Delaware St.	65	

LAST 12 Division I GAMES:																
								269	A	St. Francis Brooklyn	47	49	325	A	Wagner	58
								284	A	LIU Brooklyn	55	44	113	H	Saint Francis (PA)	63
								113	A	Saint Francis (PA)	47	68	269	H	St. Francis Brooklyn	59
								291	H	Central Conn. St.	66	47	284	H	LIU Brooklyn	60
								295	H	Bryant	72	49	290	A	Sacred Heart	91
								274	A	Mt. St. Mary's	77	68	276	A	Fairleigh Dickinson	77

Non-Div I Games: Clarion 67 60

Robert Morris

Loss,
Non-Conf,
S Site,
H Home
A Away
N Neutral

Average RPI Win: 106

Average RPI Loss: 44

WON-LOST
RECORDWINNING
PCT. RANKLAST 10
GAMESSTRENGTH OF
SCHEDULEOPP. STRENGTH
OF SCHEDULETEAM
RPIADJ.
RPICONF.
RPIADJ CONF.
RPIDIV. I ONLY
DIV. I NON-CONF.19- 9
12- 280
213- 7
0- 09
2223
2522
1122
113
43
4

TOTALS

RPI 1-25

RPI 26-50

W-L RECORDS

RPI 51-100

RPI 101-999

RPI 201+

19- 9 1- 4
13- 2 1- 1
5- 5 0- 2
1- 2 0- 15- 1
5- 0
0- 1
0- 0OVERALL
HOME
AWAY
NEUTRAL5- 4
3- 1
2- 2
0- 18- 0
4- 0
3- 0
1- 02- 0
2- 0
0- 0
0- 012- 2 1- 1
8- 0 1- 0
3- 0 0- 0
1- 2 0- 12- 0
2- 0
0- 0
0- 0NON-CONFERENCE
HOME
AWAY
NEUTRAL3- 1
2- 0
1- 0
0- 16- 0
3- 0
2- 0
1- 01- 0
1- 0
0- 0
0- 07- 7 0- 3
5- 2 0- 1
2- 5 0- 2
0- 0 0- 03- 1
3- 0
0- 1
0- 0CONFERENCE
HOME
AWAY
NEUTRAL2- 3
1- 1
1- 2
0- 02- 0
1- 0
1- 0
0- 01- 0
1- 0
0- 0
0- 0

RPI 1-25 Team's RPI: 22

RPI 26-50

RPI 51-100

RPI 101+

RPI	S	Opponent	Score
7	A	Ohio St.	68 90
15	N	South Carolina	68 78
18	A	Maryland	60 88
18	H	Maryland	54 72
19	H	NC State	57 53

RPI	S	Opponent	Score
30	H	Virginia	52 43
34	H	Princeton	70 50
37	H	Minnesota	80 70
42	A	Purdue	33 47
42	H	Purdue	58 50
47	H	Michigan	63 56

RPI	S	Opponent	Score
59	H	Houston	75 57
60	H	Nebraska	42 52
63	A	Michigan St.	61 58
66	A	Indiana	58 64
69	A	James Madison	76 63
82	A	Penn St.	67 70
82	H	Penn St.	70 65
92	N	Washington St.	60 63
98	H	Wake Forest	65 51

RPI	S	Opponent	Score
103	H	Seton Hall	70 45
109	N	Western Mich.	75 64
170	A	Charlotte	77 54
187	H	Siena	59 47
188	A	Wisconsin	63 50
191	A	Temple	84 67
212	H	Illinois	76 37
276	H	Fairleigh Dickinson	101 35

LAST 12 Division I GAMES:

188	A	Wisconsin	63 50	60	H	Nebraska	42 52
18	H	Maryland	54 72	82	A	Penn St.	67 70
7	A	Ohio St.	68 90	37	H	Minnesota	80 70
47	H	Michigan	63 56	42	A	Purdue	33 47
18	A	Maryland	60 88	82	H	Penn St.	70 65
66	A	Indiana	58 64	212	H	Illinois	76 37

R
u
t
g
e
r
sR
u
t
g
e
r
s

Non-Div I Games:

Rutgers

Average RPI Win:	262	WON-LOST	WINNING	LAST 10	STRENGTH OF	OPP. STRENGTH	TEAM	ADJ.	CONF.	ADJ CONF.
Average RPI Loss:	172	RECORD	PCT. RANK	GAMES	SCHEDULE	OF SCHEDULE	RPI	RPI	RPI	RPI
DIV. I ONLY	16- 4	34	9- 1	336	309	121	121	26	26	
DIV. I NON-CONF.	4- 3	143	0- 0	273	325	169	169	25	25	

TOTALS	RPI 1-25	RPI 26-50	W-L RECORDS	RPI 51-100	RPI 101-999	RPI 201+				
16- 4	0- 0	0- 0	OVERALL	1- 1	15- 3	14- 2				
10- 0	0- 0	0- 0	HOME	1- 0	9- 0	8- 0				
4- 4	0- 0	0- 0	AWAY	0- 1	4- 3	4- 2				
2- 0	0- 0	0- 0	NEUTRAL	0- 0	2- 0	2- 0				
4- 3	0- 0	0- 0	NON-CONFERENCE	1- 1	3- 2	3- 2				
2- 0	0- 0	0- 0	HOME	1- 0	1- 0	1- 0				
0- 3	0- 0	0- 0	AWAY	0- 1	0- 2	0- 2				
2- 0	0- 0	0- 0	NEUTRAL	0- 0	2- 0	2- 0				
12- 1	0- 0	0- 0	CONFERENCE	0- 0	12- 1	11- 0				
8- 0	0- 0	0- 0	HOME	0- 0	8- 0	7- 0				
4- 1	0- 0	0- 0	AWAY	0- 0	4- 1	4- 0				
0- 0	0- 0	0- 0	NEUTRAL	0- 0	0- 0	0- 0				

S

F

A

RPI 1-25				RPI 26-50				RPI 51-100				RPI 101+				Team's RPI: 121
RPI	S	Opponent	Score	RPI	S	Opponent	Score	RPI	S	Opponent	Score	RPI	S	Opponent	Score	
								71	H	South Dakota	77 55	115	A	Lamar University	65	79
								86	A	Kansas St.	49 74	119	H	Central Ark.	59	46
												211	H	Abilene Christian	66	55
												226	A	New Orleans	74	67
												242	A	Montana St.	54	59
												244	H	A&M-Corpus Christi	59	58
												245	A	Nicholls St.	86	73
												246	A	Montana	52	60
												263	H	McNeese	73	58
												296	H	Southeastern La.	79	67
												302	N	Alabama St.	77	50
												304	N	Alcorn	83	79
												305	H	Coppin St.	72	59
												312	H	Incarinate Word	60	49
												322	A	Northwestern St.	70	62
												322	H	Northwestern St.	83	48
												323	A	Houston Baptist	76	54
												334	H	Sam Houston St.	75	53
LAST 12 Division I GAMES:																
244	H	A&M-Corpus Christi	59 58	119	H	Central Ark.	59 46									
322	H	Northwestern St.	83 48	211	H	Abilene Christian	66 55									
263	H	McNeese	73 58	312	H	Incarinate Word	60 49									
115	A	Lamar University	65 79	226	A	New Orleans	74 67									
323	A	Houston Baptist	76 54	322	A	Northwestern St.	70 62									
334	H	Sam Houston St.	75 53	245	A	Nicholls St.	86 73									

S

F

A

Non-Div I Games: Howard Payne 105 35 Central Baptist 97 34 Tex. A&M-Commerce 83 61 Cent. Christian (KS) 105 32 SFA

S
I
U
E

SIUE				Through Games Of Feb. 16, 2018						
Average RPI Win:	254	WON-LOST	WINNING	LAST 10	STRENGTH OF	OPP. STRENGTH	TEAM	ADJ.	CONF.	ADJ CONF.
Average RPI Loss:	115	RECORD	PCT. RANK	GAMES	SCHEDULE	OF SCHEDULE	RPI	RPI	RPI	RPI
DIV. I ONLY	15- 11	134	8- 2	163	234	143	143	25	25	
DIV. I NON-CONF.	3- 8	268	0- 0	83	81	219	219	27	27	

TOTALS	RPI 1-25	RPI 26-50	W-L RECORDS	RPI 51-100	RPI 101-999	RPI 201+				
15- 11	0- 2	0- 1	OVERALL	0- 3	15- 5	11- 2				
9- 4	0- 1	0- 0	HOME	0- 1	9- 2	6- 0				
6- 6	0- 1	0- 1	AWAY	0- 2	6- 2	5- 1				
0- 1	0- 0	0- 0	NEUTRAL	0- 0	0- 1	0- 1				
3- 8	0- 2	0- 1	NON-CONFERENCE	0- 1	3- 4	1- 2				
2- 3	0- 1	0- 0	HOME	0- 0	2- 2	1- 0				
1- 4	0- 1	0- 1	AWAY	0- 1	1- 1	0- 1				
0- 1	0- 0	0- 0	NEUTRAL	0- 0	0- 1	0- 1				
12- 3	0- 0	0- 0	CONFERENCE	0- 2	12- 1	10- 0				
7- 1	0- 0	0- 0	HOME	0- 1	7- 0	5- 0				
5- 2	0- 0	0- 0	AWAY	0- 1	5- 1	5- 0				
0- 0	0- 0	0- 0	NEUTRAL	0- 0	0- 0	0- 0				

S
I
U
E

RPI 1-25				RPI 26-50				RPI 51-100				RPI 101+ Team's RPI: 143			
RPI	S	Opponent	Score	RPI	S	Opponent	Score	RPI	S	Opponent	Score	RPI	S	Opponent	Score
16	A	Missouri	48 78	49	A	FGCU	49 66	60	A	Nebraska	53 62	112	H	Saint Louis	79 72
25	H	Central Mich.	56 94					78	A	Bel mont	64 86	127	H	Northern Ill.	75 86
								78	H	Bel mont	55 72	144	A	Southern Ill.	57 53
												181	A	UT Martin	64 72
												181	H	UT Martin	73 70
												183	H	Stetson	61 65
												196	H	Jacksonville St.	65 41
												208	A	Morehead St.	66 51
												213	N	Akron	58 59
												228	H	Southeast Mo. St.	65 57
												236	A	Austin Peay	61 38
												251	A	Illinois St.	47 62
												293	A	Eastern Ky.	62 60
												298	A	Murray St.	75 70
												298	H	Murray St.	77 68
												300	H	Tennessee Tech	65 58
												307	H	Air Force	76 40
												332	A	Tennessee St.	88 76
												332	H	Tennessee St.	74 63
												346	H	Eastern Ill.	62 52

LAST 12 Division I GAMES:															
181	A	UT Martin	64 72	332	A	Tennessee St.	88 76								
298	H	Murray St.	77 68	181	H	UT Martin	73 70								
346	H	Eastern Ill.	62 52	228	H	Southeast Mo. St.	65 57								
196	H	Jacksonville St.	65 41	332	H	Tennessee St.	74 63								
300	H	Tennessee Tech	65 58	78	H	Bel mont	55 72								
78	A	Bel mont	64 86	208	A	Morehead St.	66 51								

Non-Div I Games:

SIUE

SMU

S
M
U

SMU

Average RPI Win:	212	WON-LOST	WINNING	LAST 10	STRENGTH OF	OPP. STRENGTH	TEAM	ADJ.	CONF.	ADJ CONF.
Average RPI Loss:	140	RECORD	PCT. RANK	GAMES	SCHEDULE	OF SCHEDULE	RPI	RPI	RPI	RPI
DIV. I ONLY	4- 19	315	2- 8	93	204	272	272	19	19	
DIV. I NON-CONF.	1- 9	318	0- 0	67	71	240	240	13	13	
<hr/>										
TOTALS	RPI 1-25	RPI 26-50	W-L RECORDS	RPI 51-100	RPI 101-999	RPI 201+				
4- 19	0- 0	0- 1	OVERALL	0- 4	4- 14	3- 3				
3- 4	0- 0	0- 0	HOME	0- 0	3- 4	2- 0				
0- 13	0- 0	0- 1	AWAY	0- 3	0- 9	0- 3				
1- 2	0- 0	0- 0	NEUTRAL	0- 1	1- 1	1- 0				
1- 9	0- 0	0- 1	NON-CONFERENCE	0- 4	1- 4	1- 1				
0- 0	0- 0	0- 0	HOME	0- 0	0- 0	0- 0				
0- 7	0- 0	0- 1	AWAY	0- 3	0- 3	0- 1				
1- 2	0- 0	0- 0	NEUTRAL	0- 1	1- 1	1- 0				
3- 10	0- 0	0- 0	CONFERENCE	0- 0	3- 10	2- 2				
3- 4	0- 0	0- 0	HOME	0- 0	3- 4	2- 0				
0- 6	0- 0	0- 0	AWAY	0- 0	0- 6	0- 2				
0- 0	0- 0	0- 0	NEUTRAL	0- 0	0- 0	0- 0				

RPI 1-25				RPI 26-50				RPI 51-100				RPI 101+ Team's RPI: 272			
RPI	S	Opponent	Score	RPI	S	Opponent	Score	RPI	S	Opponent	Score	RPI	S	Opponent	Score
				38	A	Arizona St.	58 106	51	N	Miami (FL)	56 82	120	A	Portland St.	73 74
								54	A	West Virginia	47 101	120	H	Portland St.	72 81
								67	A	UC Davis	72 79	127	N	Northern Ill.	75 84
								95	A	Kentucky	70 101	134	A	Idaho	66 101
												134	H	Idaho	79 64
												154	A	San Francisco	76 90
												156	A	Idaho St.	71 83
												156	H	Idaho St.	71 85
												163	A	Eastern Wash.	76 83
												163	H	Eastern Wash.	72 83
												172	H	Weber St.	56 78
												200	A	Nevada	68 95
												208	A	Morehead St.	71 75
												227	N	UC Riverside	99 72
												242	A	Montana St.	50 85
												242	H	Montana St.	88 77
												246	A	Montana	59 68
												246	H	Montana	79 64
<hr/>															
LAST 12 Division I GAMES:															
				156	A	Idaho St.	71 83	156	H	Idaho St.	71 85				
				246	H	Montana	79 64	172	H	Weber St.	56 78				
				242	H	Montana St.	88 77	242	A	Montana St.	50 85				
				134	A	Idaho	66 101	246	A	Montana	59 68				
				163	A	Eastern Wash.	76 83	163	H	Eastern Wash.	72 83				
				120	H	Portland St.	72 81	134	H	Idaho	79 64				

Non-Div I Games: Antelope Valley 95 62

Sacramento St.

Sacred Heart

Through Games Of Feb. 16, 2018

Average RPI Win:	275	WON-LOST	WINNING	LAST 10	STRENGTH OF	OPP. STRENGTH	TEAM	ADJ.	CONF.	ADJ CONF.
Average RPI Loss:	206	RECORD	PCT. RANK	GAMES	SCHEDULE	OF SCHEDULE	RPI	RPI	RPI	RPI
DIV. I ONLY	9- 15	246	4- 6	322	296	290	290	29	29	
DIV. I NON-CONF.	4- 7	226	0- 0	216	269	246	246	29	29	

TOTALS	RPI 1-25	RPI 26-50	W-L RECORDS	RPI 51-100	RPI 101-999	RPI 201+				
9- 15	0- 1	0- 0	OVERALL	0- 1	9- 13	8- 8				
5- 6	0- 0	0- 0	HOME	0- 0	5- 6	4- 3				
4- 9	0- 1	0- 0	AWAY	0- 1	4- 7	4- 5				
0- 0	0- 0	0- 0	NEUTRAL	0- 0	0- 0	0- 0				
4- 7	0- 1	0- 0	NON-CONFERENCE	0- 1	4- 5	3- 2				
3- 2	0- 0	0- 0	HOME	0- 0	3- 2	2- 1				
1- 5	0- 1	0- 0	AWAY	0- 1	1- 3	1- 1				
0- 0	0- 0	0- 0	NEUTRAL	0- 0	0- 0	0- 0				
5- 8	0- 0	0- 0	CONFERENCE	0- 0	5- 8	5- 6				
2- 4	0- 0	0- 0	HOME	0- 0	2- 4	2- 2				
3- 4	0- 0	0- 0	AWAY	0- 0	3- 4	3- 4				
0- 0	0- 0	0- 0	NEUTRAL	0- 0	0- 0	0- 0				

RPI 1-25				RPI 26-50				RPI 51-100				RPI 101+ Team's RPI: 290			
RPI	S	Opponent	Score	RPI	S	Opponent	Score	RPI	S	Opponent	Score	RPI	S	Opponent	Score
6	A	Florida St.	52 101					65	A	Harvard	62 70	113	H	Saint Francis (PA)	48 89
												140	A	Brown	77 102
												145	H	Robert Morris	57 91
												177	H	New Hampshire	47 74
												187	A	Siena	57 62
												189	H	Lehigh	65 55
												207	H	Providence	78 75
												240	H	Hofstra	81 86
												256	H	Manhattan	65 61
												269	A	St. Francis Brooklyn	48 63
												274	A	Mt. St. Mary's	82 52
												274	H	Mt. St. Mary's	56 44
												276	A	Fairleigh Dickinson	59 69
												284	A	LIU Brooklyn	50 46
												291	A	Central Conn. St.	59 69
												291	H	Central Conn. St.	71 73
												295	A	Bryant	56 60
												295	H	Bryant	73 81
												299	A	Monmouth	64 69
												325	A	Wagner	72 55
												325	H	Wagner	61 49
												344	A	Florida A&M	73 68
LAST 12 Division I GAMES:															
274	H	Mt. St. Mary's	56 44	276	A	Fairleigh Dickinson	59 69								
325	H	Wagner	61 49	295	H	Bryant	73 81								
295	A	Bryant	56 60	291	A	Central Conn. St.	59 69								
291	H	Central Conn. St.	71 73	325	A	Wagner	72 55								
269	A	St. Francis Brooklyn	48 63	274	A	Mt. St. Mary's	82 52								
284	A	LIU Brooklyn	50 46	145	H	Robert Morris	57 91								

Non-Div I Games:

Sacred Heart

Loss,
Non-Conf,
S Site,
H Home
A Away
N Neutral

Average RPI Win:	261	WON-LOST	WINNING	LAST 10	STRENGTH OF	OPP. STRENGTH	TEAM	ADJ.	CONF.	ADJ CONF.
Average RPI Loss:	135	RECORD	PCT. RANK	GAMES	SCHEDULE	OF SCHEDULE	RPI	RPI	RPI	RPI
DIV. I ONLY	15- 8	89	9- 1	214	287	113	113	29	29	
DIV. I NON-CONF.	4- 7	226	0- 0	165	153	183	183	29	29	

TOTALS	RPI 1-25	RPI 26-50	W-L RECORDS	RPI 51-100	RPI 101-999	RPI 201+				
15- 8	0- 0	0- 1	OVERALL	0- 2	15- 5	12- 2				
7- 1	0- 0	0- 0	HOME	0- 0	7- 1	5- 0				
7- 6	0- 0	0- 1	AWAY	0- 2	7- 2	6- 0				
1- 1	0- 0	0- 0	NEUTRAL	0- 0	1- 1	1- 1				
4- 7	0- 0	0- 1	NON-CONFERENCE	0- 2	4- 4	2- 2				
1- 1	0- 0	0- 0	HOME	0- 0	1- 1	0- 0				
2- 5	0- 0	0- 1	AWAY	0- 2	2- 2	1- 1				
1- 1	0- 0	0- 0	NEUTRAL	0- 0	1- 1	1- 1				
11- 1	0- 0	0- 0	CONFERENCE	0- 0	11- 1	10- 0				
6- 0	0- 0	0- 0	HOME	0- 0	6- 0	5- 0				
5- 1	0- 0	0- 0	AWAY	0- 0	5- 1	5- 0				
0- 0	0- 0	0- 0	NEUTRAL	0- 0	0- 0	0- 0				

RPI 1-25				RPI 26-50				RPI 51-100				RPI 101+				Team's RPI: 113
RPI	S	Opponent	Score	RPI	S	Opponent	Score	RPI	S	Opponent	Score	RPI	S	Opponent	Score	
				45	A	Gonzaga	74 97	58	A	Duquesne	68 87	132	A	Cincinnati	77 73	
								62	A	Toledo	66 74	145	A	Robert Morris	62 63	
												145	H	Robert Morris	68 47	
												157	H	William & Mary	86 92	
												165	A	Boise St.	59 87	
												182	H	Youngstown St.	79 65	
												217	A	Columbia	81 94	
												228	N	Southeast Mo. St.	50 82	
												269	A	St. Francis Brooklyn	94 71	
												269	H	St. Francis Brooklyn	90 75	
												274	H	Mt. St. Mary's	92 88	
												276	A	Fairleigh Dickinson	80 56	
												280	N	Old Dominion	79 68	
												284	A	LIU Brooklyn	85 54	
												284	H	LIU Brooklyn	101 71	
												290	A	Sacred Heart	89 48	
												291	H	Central Conn. St.	87 59	
												295	H	Bryant	87 69	
												313	A	Portland	106 101	
												325	A	Wagner	79 76	

LAST 12 Division I GAMES:																
				284	A	LIU Brooklyn	85 54	274	H	Mt. St. Mary's	92 88					
				269	A	St. Francis Brooklyn	94 71	145	A	Robert Morris	62 63					
				145	H	Robert Morris	68 47	284	H	LIU Brooklyn	101 71					
				295	H	Bryant	87 69	269	H	St. Francis Brooklyn	90 75					
				291	H	Central Conn. St.	87 59	276	A	Fairleigh Dickinson	80 56					
				325	A	Wagner	79 76	290	A	Sacred Heart	89 48					

Non-Div I Games: Seton Hill 103 71

Saint Francis (PA)

■ Loss,
 ■ Non-Conf,
 ■ S Site,
 ■ Home
 ■ A Away
 N Neutral

Average RPI Win:	225	WON-LOST	WINNING	LAST 10	STRENGTH OF	OPP. STRENGTH	TEAM	ADJ.	CONF.	ADJ CONF.
Average RPI Loss:	117	RECORD	PCT. RANK	GAMES	SCHEDULE	OF SCHEDULE	RPI	RPI	RPI	RPI
DIV. I ONLY	13- 12	166	6- 4	171	160	155	155	12	12	
DIV. I NON-CONF.	5- 7	212	0- 0	155	175	170	170	10	10	

TOTALS	RPI 1-25	RPI 26-50	W-L RECORDS	RPI 51-100	RPI 101-999	RPI 201+				
13- 12	0- 1	0- 2	OVERALL	2- 3	11- 6	8- 2				
5- 5	0- 0	0- 1	HOME	0- 3	5- 1	4- 0				
8- 6	0- 1	0- 0	AWAY	2- 0	6- 5	4- 2				
0- 1	0- 0	0- 1	NEUTRAL	0- 0	0- 0	0- 0				
5- 7	0- 1	0- 1	NON-CONFERENCE	1- 2	4- 3	3- 1				
2- 2	0- 0	0- 0	HOME	0- 2	2- 0	2- 0				
3- 4	0- 1	0- 0	AWAY	1- 0	2- 3	1- 1				
0- 1	0- 0	0- 1	NEUTRAL	0- 0	0- 0	0- 0				
8- 5	0- 0	0- 1	CONFERENCE	1- 1	7- 3	5- 1				
3- 3	0- 0	0- 1	HOME	0- 1	3- 1	2- 0				
5- 2	0- 0	0- 0	AWAY	1- 0	4- 2	3- 1				
0- 0	0- 0	0- 0	NEUTRAL	0- 0	0- 0	0- 0				

RPI 1-25				RPI 26-50				RPI 51-100				RPI 101+				Team's RPI: 155
RPI	S	Opponent	Score	RPI	S	Opponent	Score	RPI	S	Opponent	Score	RPI	S	Opponent	Score	
23	A	Villanova	44 79	34	N	Princeton	54 63	57	H	Drexel	58 65	111	H	George Mason	57 65	
				36	H	Dayton	59 65	58	A	Duquesne	69 50	112	A	Saint Louis	73 96	
								58	H	Duquesne	42 61	124	A	Bucknell	77 53	
								69	A	James Madison	73 66	160	A	Florida	51 71	
								74	H	Penn	50 57	168	A	Dayton	64 62	
												191	A	Temple	66 69	
												194	H	Richmond	81 72	
												231	A	La Salle	75 64	
												241	A	Niagara	93 69	
												257	A	St. Bonaventure	70 64	
												262	A	Towson	66 90	
												282	A	VCU	54 56	
												282	H	VCU	79 41	
												283	A	Massachusetts	84 79	
												330	H	Rhode Island	64 46	
												346	H	Eastern Ill.	80 62	
												348	H	Saint Peter's	87 58	

LAST 12 Division I GAMES:																
168	A	Dayton	64 62	58	H	Duquesne	42 61	112	A	Saint Louis	73 96	194	H	Richmond	81 72	
58	A	Duquesne	69 50	283	A	Massachusetts	84 79	36	H	Dayton	59 65	257	A	St. Bonaventure	70 64	
330	H	Rhode Island	64 46													
111	H	George Mason	57 65													
282	A	VCU	54 56													
231	A	La Salle	75 64													

Non-Div I Games:

Saint Joseph's

Average RPI Win:	188	WON-LOST	WINNING	LAST 10	STRENGTH OF	OPP. STRENGTH	TEAM	ADJ.	CONF.	ADJ CONF.
Average RPI Loss:	92	RECORD	PCT. RANK	GAMES	SCHEDULE	OF SCHEDULE	RPI	RPI	RPI	RPI
DIV. I ONLY	14- 12	155	6- 4	108	95	112	112	12	12	
DIV. I NON-CONF.	6- 7	184	0- 0	127	26	145	145	10	10	

TOTALS	RPI 1-25	RPI 26-50	W-L RECORDS	RPI 51-100	RPI 101-999	RPI 201+				
14- 12	0- 1	0- 3	OVERALL	2- 3	12- 5	5- 1				
8- 3	0- 0	0- 0	HOME	1- 1	7- 2	3- 0				
4- 8	0- 0	0- 2	AWAY	1- 1	3- 1	2- 0				
2- 1	0- 0	0- 1	NEUTRAL	0- 0	2- 0	0- 0				
6- 7	0- 1	0- 2	NON-CONFERENCE	0- 1	6- 3	2- 0				
3- 2	0- 0	0- 0	HOME	0- 0	3- 2	1- 0				
1- 4	0- 1	0- 1	AWAY	0- 1	1- 1	1- 0				
2- 1	0- 0	0- 1	NEUTRAL	0- 0	2- 0	0- 0				
8- 5	0- 0	0- 1	CONFERENCE	2- 2	6- 2	3- 1				
5- 1	0- 0	0- 0	HOME	1- 1	4- 0	2- 0				
3- 4	0- 0	0- 1	AWAY	1- 1	2- 2	1- 1				
0- 0	0- 0	0- 0	NEUTRAL	0- 0	0- 0	0- 0				

RPI 1-25				RPI 26-50				RPI 51-100				RPI 101+ Team's RPI: 112			
RPI	S	Opponent	Score	RPI	S	Opponent	Score	RPI	S	Opponent	Score	RPI	S	Opponent	Score
16	A	Missouri	58 70	26	N	LSU	59 71	58	H	Duquesne	66 76	110	N	Cleveland St.	80 64
				32	A	DePaul	78 86	76	A	Fordham	63 66	111	A	George Mason	72 81
				36	A	Dayton	76 101	76	H	Fordham	91 85	118	H	Little Rock	48 45
								92	A	Washington St.	63 85	128	H	Vanderbilt	69 74
								96	A	George Washington	72 69	138	N	Ole Miss	79 64
												143	A	SIUE	72 79
												152	H	Loyola Marymount	60 62
												155	H	Saint Joseph's	96 73
												168	H	Davidson	88 72
												171	H	Tulsa	77 66
												194	A	Richmond	79 61
												231	A	La Salle	76 87
												257	H	St. Bonaventure	78 55
												264	H	Lipscomb	101 57
												273	A	Indiana St.	60 59
												283	H	Massachusetts	64 63
												330	A	Rhode Island	70 66

LAST 12 Division I GAMES:															
58	H	Duquesne	66 76	111	A	George Mason	72 81								
330	A	Rhode Island	70 66	155	H	Saint Joseph's	96 73								
231	A	La Salle	76 87	283	H	Massachusetts	64 63								
168	H	Davidson	88 72	36	A	Dayton	76 101								
76	H	Fordham	91 85	76	A	Fordham	63 66								
96	A	George Washington	72 69	194	A	Richmond	79 61								

Non-Div I Games:

Saint Louis

Average RPI Win:	163	WON-LOST	WINNING	LAST 10	STRENGTH OF	OPP. STRENGTH	TEAM	ADJ.	CONF.	ADJ CONF.
Average RPI Loss:	115	RECORD	PCT. RANK	GAMES	SCHEDULE	OF SCHEDULE	RPI	RPI	RPI	RPI
DIV. I ONLY	17- 9	84	6- 4	73	107	72	72	13	13	
DIV. I NON-CONF.	7- 4	102	0- 0	60	38	56	56	11	11	

TOTALS	RPI 1-25	RPI 26-50	W-L RECORDS	RPI 51-100	RPI 101-999	RPI 201+				
17- 9	0- 0	1- 3	OVERALL	2- 2	14- 4	5- 1				
10- 3	0- 0	0- 1	HOME	2- 1	8- 1	4- 0				
5- 6	0- 0	1- 2	AWAY	0- 1	4- 3	1- 1				
2- 0	0- 0	0- 0	NEUTRAL	0- 0	2- 0	0- 0				
7- 4	0- 0	0- 2	NON-CONFERENCE	2- 2	5- 0	1- 0				
4- 1	0- 0	0- 0	HOME	2- 1	2- 0	1- 0				
1- 3	0- 0	0- 2	AWAY	0- 1	1- 0	0- 0				
2- 0	0- 0	0- 0	NEUTRAL	0- 0	2- 0	0- 0				
10- 5	0- 0	1- 1	CONFERENCE	0- 0	9- 4	4- 1				
6- 2	0- 0	0- 1	HOME	0- 0	6- 1	3- 0				
4- 3	0- 0	1- 0	AWAY	0- 0	3- 3	1- 1				
0- 0	0- 0	0- 0	NEUTRAL	0- 0	0- 0	0- 0				

RPI 1-25				RPI 26-50				RPI 51-100				Team's RPI : 72				RPI 101+			
RPI	S	Opponent	Score	RPI	S	Opponent	Score	RPI	S	Opponent	Score	RPI	S	Opponent	Score	RPI	S	Opponent	Score
39	A	Cal i forn i a	80 87	42	A	Purdue	60 70	66	H	Indiana	88 82	129	A	BYU	54 63	129	H	BYU	57 49
45	A	Gonzaga	72 56	45	H	Gonzaga	65 73	67	H	UC Davi s	50 74	152	A	Loyol a Marymount	57 69	152	H	Loyol a Marymount	65 75
								92	H	Washington St.	81 75	153	H	Cal Poly	82 64	154	A	San Franci sco	73 59
								94	A	Utah	63 74	154	H	San Franci sco	72 64	163	N	Eastern Wash.	76 56
												164	A	Paci fi c	70 69	164	H	Paci fi c	96 88
												165	A	Boise St.	74 72	181	N	UT Martin	69 58
												206	H	UC Santa Barbara	89 59	209	A	San Di ego	75 53
												209	H	San Di ego	66 57	232	H	Pepperdi ne	75 62
												286	H	Santa Clara	59 46	313	A	Portl and	65 68
LAST 12 Di vi si on I GAMES:																			
154	H	San Franci sco	72 64	45	A	Gonzaga	72 56	129	A	BYU	54 63	164	H	Paci fi c	96 88	45	H	Gonzaga	65 73
152	H	Loyol a Marymount	65 75	209	H	San Di ego	66 57	232	H	Pepperdi ne	75 62	286	H	Santa Clara	59 46	209	A	San Di ego	75 53
154	A	San Franci sco	73 59	313	A	Portl and	65 68	209	A	San Di ego	75 53								

Non-Di v I Games:

Saint Mary's (CA)

Average RPI		Win: 250	WON-LOST RECORD	WINNING PCT. RANK	LAST 10 GAMES	STRENGTH OF SCHEDULE	OPP. STRENGTH OF SCHEDULE	TEAM RPI	ADJ. RPI	CONF. RPI	ADJ. CONF. RPI
Loss: 243											
DIV. I ONLY		4- 22	325	1- 9	343	332	348	348	28	28	
DIV. I NON-CONF.		3- 8	268	0- 0	315	342	322	322	26	26	
TOTALS		RPI 1-25	RPI 26-50	W-L RECORDS		RPI 51-100	RPI 101-999	RPI 201+			
4- 22	0- 0	0- 0	OVERALL	0- 1	4- 21	3- 16					
2- 9	0- 0	0- 0	HOME	0- 0	2- 9	2- 6					
1- 13	0- 0	0- 0	AWAY	0- 1	1- 11	1- 9					
1- 0	0- 0	0- 0	NEUTRAL	0- 0	1- 0	0- 0					
3- 8	0- 0	0- 0	NON-CONFERENCE	0- 0	3- 8	2- 5					
1- 3	0- 0	0- 0	HOME	0- 0	1- 3	1- 2					
1- 5	0- 0	0- 0	AWAY	0- 0	1- 5	1- 3					
1- 0	0- 0	0- 0	NEUTRAL	0- 0	1- 0	0- 0					
1- 14	0- 0	0- 0	CONFERENCE	0- 1	1- 13	1- 11					
1- 6	0- 0	0- 0	HOME	0- 0	1- 6	1- 4					
0- 8	0- 0	0- 0	AWAY	0- 1	0- 7	0- 7					
0- 0	0- 0	0- 0	NEUTRAL	0- 0	0- 0	0- 0					

RPI 1-25				RPI 26-50				RPI 51-100				RPI 101+ Team's RPI : 348					
RPI	S	Opponent	Score	RPI	S	Opponent	Score	RPI	S	Opponent	Score	RPI	S	Opponent	Score		
								53	A	Quinnipiac	39	86	103	A	Seton Hall	49	91
													125	N	Delaware	90	87
													131	H	Yale	49	70
													155	A	Saint Joseph's	58	87
													159	H	Marietta	53	86
													187	H	Siena	59	62
													234	H	Lafayette	64	61
													241	A	Niagara	54	64
													241	H	Niagara	52	87
													256	A	Manhattan	64	76
													260	A	Fairfield	41	62
													269	H	St. Francis Brooklyn	49	64
													276	A	Fairleigh Dickinson	59	69
													281	A	Rider	52	62
													281	H	Rider	52	57
													283	A	Massachusetts	65	81
													284	A	LIU Brooklyn	46	57
													287	A	Caniisus	49	52
													287	H	Caniisus	53	66
													299	A	Monmouth	44	51
													299	H	Monmouth	67	47
													336	A	Iona	42	52
													336	H	Iona	31	55
													343	A	NJIT	59	52
													345	H	UMass Lowell	60	66
LAST 12 Division I GAMES:																	
				336	H	Iona	31	55	299	H	Monmouth	67	47				
				281	A	Rider	52	62	241	H	Niagara	52	87				
				287	A	Caniisus	49	52	287	H	Caniisus	53	66				
				241	A	Niagara	54	64	260	A	Fairfield	41	62				
				187	H	Siena	59	62	53	A	Quinnipiac	39	86				
				336	A	Iona	42	52	299	A	Monmouth	44	51				

Non-Div I Games:

Saint Peter's

Average RPI Win:	303	WON-LOST	WINNING	LAST 10	STRENGTH OF	OPP. STRENGTH	TEAM	ADJ.	CONF.	ADJ CONF.
Average RPI Loss:	191	RECORD	PCT. RANK	GAMES	SCHEDULE	OF SCHEDULE	RPI	RPI	RPI	RPI
DIV. I ONLY	2- 19	336	1- 9	188	343	334	334	26	26	
DIV. I NON-CONF.	1- 6	306	0- 0	41	338	268	268	25	25	

TOTALS	RPI 1-25	RPI 26-50	W-L RECORDS	RPI 51-100	RPI 101-999	RPI 201+				
2- 19	0- 0	0- 1	OVERALL	0- 1	2- 17	2- 10				
1- 10	0- 0	0- 0	HOME	0- 1	1- 9	1- 7				
1- 9	0- 0	0- 0	AWAY	0- 0	1- 0	1- 0				
0- 0	0- 0	0- 0	NEUTRAL	0- 0	0- 0	0- 0				
1- 6	0- 0	0- 1	NON-CONFERENCE	0- 1	1- 4	1- 1				
1- 3	0- 0	0- 0	HOME	0- 1	1- 2	1- 1				
0- 3	0- 0	0- 1	AWAY	0- 0	0- 2	0- 0				
0- 0	0- 0	0- 0	NEUTRAL	0- 0	0- 0	0- 0				
1- 13	0- 0	0- 0	CONFERENCE	0- 0	1- 13	1- 9				
0- 7	0- 0	0- 0	HOME	0- 0	0- 7	0- 6				
1- 6	0- 0	0- 0	AWAY	0- 0	1- 6	1- 3				
0- 0	0- 0	0- 0	NEUTRAL	0- 0	0- 0	0- 0				

RPI 1-25				RPI 26-50				RPI 51-100				RPI 101+ Team's RPI: 334			
RPI	S	Opponent	Score	RPI	S	Opponent	Score	RPI	S	Opponent	Score	RPI	S	Opponent	Score
				26	A	LSU	58 71	93	H	Rice	50 79	105	A	Arkansas	54 65
												115	A	Lamar University	44 91
												115	H	Lamar University	44 68
												119	A	Central Ark.	44 69
												121	A	SFA	53 75
												133	H	Texas St.	41 73
												199	A	Southern Miss.	38 58
												211	A	Abilene Christian	65 83
												211	H	Abilene Christian	72 75
												233	H	Texas Southern	58 77
												244	A	A&M-Corpus Christi	48 62
												244	H	A&M-Corpus Christi	57 67
												245	H	Nicholls St.	65 70
												263	H	McNeese	63 66
												296	A	Southeastern La.	57 52
												310	H	Jackson St.	74 68
												312	H	Incarnate Word	49 56
												322	A	Northwestern St.	60 63
												323	H	Houston Baptist	61 69
LAST 12 Division I GAMES:															
				245	H	Nicholls St.	65 70	296	A	Southeastern La.	57 52				
				115	H	Lamar University	44 68	115	A	Lamar University	44 91				
				244	A	A&M-Corpus Christi	48 62	322	A	Northwestern St.	60 63				
				211	H	Abilene Christian	72 75	323	H	Houston Baptist	61 69				
				263	H	McNeese	63 66	244	H	A&M-Corpus Christi	57 67				
				121	A	SFA	53 75	312	H	Incarnate Word	49 56				

Non-Div I Games: Wiley 80 41 St. Thomas Houston 68 66

Sam Houston St.

Average RPI Win:	222	WON-LOST	WINNING	LAST 10	STRENGTH OF	OPP. STRENGTH	TEAM	ADJ.	CONF.	ADJ CONF.
Average RPI Loss:	108	RECORD	PCT. RANK	GAMES	SCHEDULE	OF SCHEDULE	RPI	RPI	RPI	RPI
DIV. I ONLY	12- 13	191	5- 5	89	182	148	148	17	17	
DIV. I NON-CONF.	7- 7	170	1- 0	64	149	123	123	16	16	

TOTALS	RPI 1-25	RPI 26-50	W-L RECORDS	RPI 51-100	RPI 101-999	RPI 201+				
12- 13	0- 2	1- 0	OVERALL	0- 4	11- 7	6- 1				
10- 2	0- 0	1- 0	HOME	0- 1	9- 1	5- 0				
1- 10	0- 0	0- 0	AWAY	0- 0	1- 0	1- 0				
1- 1	0- 0	0- 0	NEUTRAL	0- 0	1- 1	0- 0				
7- 7	0- 2	1- 0	NON-CONFERENCE	0- 2	6- 3	2- 0				
6- 1	0- 0	1- 0	HOME	0- 0	5- 1	2- 0				
0- 5	0- 2	0- 0	AWAY	0- 2	0- 1	0- 0				
1- 1	0- 0	0- 0	NEUTRAL	0- 0	1- 1	0- 0				
5- 6	0- 0	0- 0	CONFERENCE	0- 2	5- 4	4- 1				
4- 1	0- 0	0- 0	HOME	0- 1	4- 0	3- 0				
1- 5	0- 0	0- 0	AWAY	0- 1	1- 4	1- 1				
0- 0	0- 0	0- 0	NEUTRAL	0- 0	0- 0	0- 0				

RPI 1-25				RPI 26-50				RPI 51-100				RPI 101+ Team's RPI: 148			
RPI	S	Opponent	Score	RPI	S	Opponent	Score	RPI	S	Opponent	Score	RPI	S	Opponent	Score
6	A	Florida St.	62 87	46	H	UCF	58 51	61	A	Mercer	45 48	105	A	Arkansas	63 84
17	A	Iowa	59 80					61	H	Mercer	59 73	116	A	Chattanooga	58 68
								68	A	UAB	53 77	130	A	ETSU	48 76
								78	A	Belmont	46 83	142	H	Colorado	60 71
												151	N	UTEP	33 46
												174	A	Furman	41 45
												174	H	Furman	62 58
												179	H	Troy	80 73
												179	N	Troy	82 76
												198	H	Hampton	66 61
												199	H	Southern Mi ss.	61 56
												230	A	UNCG	60 53
												230	H	UNCG	56 48
												297	A	Wofford	46 58
												297	H	Wofford	81 77
												302	H	Alabama St.	58 39
												302	H	Western Caro.	62 54
												330	H	Rhode Island	67 37

LAST 12 Division I GAMES:															
230	A	UNCG	60 53	230	H	UNCG	56 48	302	H	Western Caro.	62 54				
61	A	Mercer	45 48	61	H	Mercer	59 73	297	A	Wofford	46 58				
174	H	Furman	62 58	174	A	Furman	41 45	198	H	Hampton	66 61				
297	H	Wofford	81 77												
130	A	ETSU	48 76												
116	A	Chattanooga	58 68												

Non-Div I Games: AUM 59 46

Samford

Average RPI Win:	225	WON-LOST	WINNING	LAST 10	STRENGTH OF	OPP. STRENGTH	TEAM	ADJ.	CONF.	ADJ CONF.
Average RPI Loss:	162	RECORD	PCT. RANK	GAMES	SCHEDULE	OF SCHEDULE	RPI	RPI	RPI	RPI
DIV. I ONLY	13- 12	166	5- 5	277	152	209	209	13	13	
DIV. I NON-CONF.	6- 4	122	0- 0	299	226	166	166	11	11	

TOTALS	RPI 1-25	RPI 26-50	W-L RECORDS	RPI 51-100	RPI 101-999	RPI 201+				
13- 12	0- 0	1- 2	OVERALL	0- 2	12- 8	8- 5				
8- 4	0- 0	1- 1	HOME	0- 1	7- 2	6- 0				
4- 8	0- 0	0- 1	AWAY	0- 1	4- 6	2- 5				
1- 0	0- 0	0- 0	NEUTRAL	0- 0	1- 0	0- 0				
6- 4	0- 0	1- 1	NON-CONFERENCE	0- 0	5- 3	4- 3				
4- 0	0- 0	1- 0	HOME	0- 0	3- 0	3- 0				
1- 4	0- 0	0- 1	AWAY	0- 0	1- 3	1- 3				
1- 0	0- 0	0- 0	NEUTRAL	0- 0	1- 0	0- 0				
7- 8	0- 0	0- 1	CONFERENCE	0- 2	7- 5	4- 2				
4- 4	0- 0	0- 1	HOME	0- 1	4- 2	3- 0				
3- 4	0- 0	0- 0	AWAY	0- 1	3- 3	1- 2				
0- 0	0- 0	0- 0	NEUTRAL	0- 0	0- 0	0- 0				

RPI	S	Opponent	Score	RPI	S	Opponent	Score	RPI	S	Opponent	Score	RPI	S	Opponent	Score
37	H	Minnesota	72 69	72	A	Saint Mary's (CA)	57 66	129	H	BYU	70 69				
39	A	California	64 89	72	H	Saint Mary's (CA)	53 75	152	A	Loyola Marymount	60 54				
45	H	Gonzaga	44 63					152	H	Loyola Marymount	53 67				
								154	A	San Francisco	60 54				
								164	A	Pacific	60 62				
								164	H	Pacific	68 81				
								165	N	Boise St.	72 52				
								206	A	UC Santa Barbara	71 58				
								221	A	Seattle U	73 80				
								232	A	Pepperdine	62 66				
								232	H	Pepperdine	79 53				
								247	A	San Diego St.	76 77				
								254	A	Hawaii	63 64				
								286	A	Santa Clara	50 59				
								286	H	Santa Clara	51 40				
								294	H	UTSA	78 69				
								313	A	Portland	75 60				
								313	H	Portland	59 52				
								319	H	Long Beach St.	74 40				
								327	H	Southern Utah	72 59				
LAST 12 Division I GAMES:															
164	A	Pacific	60 62	286	A	Santa Clara	50 59	129	H	BYU	70 69				
286	H	Santa Clara	51 40	313	A	Portland	75 60	152	A	Loyola Marymount	60 54				
232	H	Pepperdine	79 53	164	A	Pacific	68 81	72	H	Saint Mary's (CA)	53 75				
72	A	Saint Mary's (CA)	57 66												
45	H	Gonzaga	44 63												
152	H	Loyola Marymount	53 67												

Non-Div I Games: San Diego Christian 82 53

San Diego

Average RPI Win: 212

Average RPI Loss: 159

WON-LOST
RECORDWINNING
PCT. RANKLAST 10
GAMESSTRENGTH OF
SCHEDULEOPP. STRENGTH
OF SCHEDULETEAM
RPIADJ.
RPICONF.
RPIADJ CONF.
RPIDIV. I ONLY
DIV. I NON-CONF.9- 14
5- 5232
1703- 7
0- 0187
270180
287247
249247
24916
1416
14

TOTALS

RPI 1-25

RPI 26-50

W-L RECORDS

RPI 51-100

RPI 101-999

RPI 201+

9- 14 0- 1
7- 6 0- 0
2- 6 0- 0
0- 2 0- 10- 0
0- 0
0- 0
0- 0OVERALL
HOME
AWAY
NEUTRAL2- 3
2- 1
0- 1
0- 17- 10
5- 5
2- 5
0- 06- 4
4- 1
2- 3
0- 05- 5 0- 1
4- 2 0- 0
1- 1 0- 0
0- 2 0- 10- 0
0- 0
0- 0
0- 0NON-CONFERENCE
HOME
AWAY
NEUTRAL0- 1
0- 0
0- 0
0- 15- 3
4- 2
1- 1
0- 05- 2
4- 1
1- 1
0- 04- 9 0- 0
3- 4 0- 0
1- 5 0- 0
0- 0 0- 00- 0
0- 0
0- 0
0- 0CONFERENCE
HOME
AWAY
NEUTRAL2- 2
2- 1
0- 1
0- 02- 7
1- 3
1- 4
0- 01- 2
0- 0
1- 2
0- 0

RPI 1-25

RPI 26-50

RPI 51-100

RPI 101+

Team's RPI: 247

RPI S Opponent Score
25 N Central Mich. 76 85

RPI S Opponent Score

RPI S Opponent Score
75 A Wyoming 50 70
75 H Wyoming 68 62
87 H New Mexico 97 89
91 H UNLV 64 75
100 N Tulane 46 80RPI S Opponent Score
114 A Colorado St. 43 72
114 H Colorado St. 63 65
146 A Fresno St. 53 64
146 H Fresno St. 60 66
161 H UC Irvine 65 67
165 H Boise St. 70 86
200 H Nevada 75 72
206 A UC Santa Barbara 64 77
209 H San Diego 77 76
218 H CSUN 58 55
250 A San Jose St. 75 65
277 A Arizona 78 67
279 H Presbyterian 77 50
286 H Santa Clara 34 48
292 A Utah St. 58 62
307 A Air Force 51 61
316 H Cal St. Fullerton 59 58

LAST 12 Division I GAMES:

75 A Wyoming	50 70	87 H New Mexico	97 89
200 H Nevada	75 72	146 A Fresno St.	53 64
146 H Fresno St.	60 66	165 H Boise St.	70 86
307 A Air Force	51 61	250 A San Jose St.	75 65
91 H UNLV	64 75	114 H Colorado St.	63 65
114 A Colorado St.	43 72	292 A Utah St.	58 62

Non-Div I Games:

Hope Int'l

92 68

San Diego St.

Average RPI Win:	219	WON-LOST	WINNING	LAST 10	STRENGTH OF	OPP. STRENGTH	TEAM	ADJ.	CONF.	ADJ CONF.
Average RPI Loss:	103	RECORD	PCT. RANK	GAMES	SCHEDULE	OF SCHEDULE	RPI	RPI	RPI	RPI
DIV. I ONLY	13- 13	175	5- 5	129	118	154	154	13	13	
DIV. I NON-CONF.	5- 6	187	0- 0	80	91	134	134	11	11	

TOTALS	RPI 1-25	RPI 26-50	W-L RECORDS	RPI 51-100	RPI 101-999	RPI 201+				
13- 13	0- 1	0- 3	OVERALL	0- 4	13- 5	7- 2				
8- 5	0- 1	0- 1	HOME	0- 2	8- 1	4- 1				
4- 8	0- 0	0- 2	AWAY	0- 2	4- 4	3- 1				
1- 0	0- 0	0- 0	NEUTRAL	0- 0	1- 0	0- 0				
5- 6	0- 1	0- 1	NON-CONFERENCE	0- 2	5- 2	2- 0				
3- 2	0- 1	0- 0	HOME	0- 1	3- 0	1- 0				
1- 4	0- 0	0- 1	AWAY	0- 1	1- 2	1- 0				
1- 0	0- 0	0- 0	NEUTRAL	0- 0	1- 0	0- 0				
8- 7	0- 0	0- 2	CONFERENCE	0- 2	8- 3	5- 2				
5- 3	0- 0	0- 1	HOME	0- 1	5- 1	3- 1				
3- 4	0- 0	0- 1	AWAY	0- 1	3- 2	2- 1				
0- 0	0- 0	0- 0	NEUTRAL	0- 0	0- 0	0- 0				

RPI 1-25				RPI 26-50				RPI 51-100				RPI 101+ Team's RPI: 154			
RPI	S	Opponent	Score	RPI	S	Opponent	Score	RPI	S	Opponent	Score	RPI	S	Opponent	Score
12	H	Stanford	66 86	33	A	Northern Colo.	60 73	67	A	UC Davis	55 72	129	A	BYU	66 70
				45	A	Gonzaga	47 74	72	A	Saint Mary's (CA)	64 72	129	H	BYU	76 73
				45	H	Gonzaga	57 81	72	H	Saint Mary's (CA)	59 73	145	N	Robert Morris	57 45
								92	H	Washington St.	70 74	146	H	Fresno St.	70 62
												152	H	Loyola Marymount	78 60
												153	A	Cal Poly	83 88
												153	H	Cal Poly	83 71
												164	A	Paci fic	81 71
												178	A	UT Arlington	54 56
												209	H	San Di ego	54 60
												232	A	Pepperdi ne	92 95
												232	H	Pepperdi ne	68 67
												250	A	San Jose St.	87 81
												272	H	Sacramento St.	90 76
												286	A	Santa Clara	58 54
												286	H	Santa Clara	64 47
												313	A	Portland	76 63
												313	H	Portland	84 75

LAST 12 Division I GAMES:															
				72	A	Saint Mary's (CA)	64 72	164	A	Paci fic	81 71				
				129	H	BYU	76 73	232	A	Pepperdi ne	92 95				
				313	A	Portland	76 63	286	A	Santa Clara	58 54				
				286	H	Santa Clara	64 47	45	A	Gonzaga	47 74				
				72	H	Saint Mary's (CA)	59 73	152	H	Loyola Marymount	78 60				
				45	H	Gonzaga	57 81	232	H	Pepperdi ne	68 67				

Non-Div I Games:

San Francisco

Average RPI Win:	239	WON-LOST	WINNING	LAST 10	STRENGTH OF	OPP. STRENGTH	TEAM	ADJ.	CONF.	ADJ CONF.
Average RPI Loss:	127	RECORD	PCT. RANK	GAMES	SCHEDULE	OF SCHEDULE	RPI	RPI	RPI	RPI
DIV. I ONLY	5- 18	307	2- 8	94	140	250	250	16	16	
DIV. I NON-CONF.	2- 8	290	0- 0	87	155	245	245	14	14	

TOTALS	RPI 1-25	RPI 26-50	W-L RECORDS	RPI 51-100	RPI 101-999	RPI 201+				
5- 18	0- 1	0- 1	OVERALL	1- 5	4- 11	4- 2				
3- 8	0- 0	0- 0	HOME	1- 2	2- 6	2- 2				
2- 9	0- 1	0- 1	AWAY	0- 3	2- 4	2- 0				
0- 1	0- 0	0- 0	NEUTRAL	0- 0	0- 1	0- 0				
2- 8	0- 1	0- 1	NON-CONFERENCE	0- 1	2- 5	2- 1				
1- 4	0- 0	0- 0	HOME	0- 1	1- 3	1- 1				
1- 3	0- 1	0- 1	AWAY	0- 0	1- 1	1- 0				
0- 1	0- 0	0- 0	NEUTRAL	0- 0	0- 1	0- 0				
3- 10	0- 0	0- 0	CONFERENCE	1- 4	2- 6	2- 1				
2- 4	0- 0	0- 0	HOME	1- 1	1- 3	1- 1				
1- 6	0- 0	0- 0	AWAY	0- 3	1- 3	1- 0				
0- 0	0- 0	0- 0	NEUTRAL	0- 0	0- 0	0- 0				

RPI 1-25				RPI 26-50				RPI 51-100				RPI 101+ Team's RPI: 250			
RPI	S	Opponent	Score	RPI	S	Opponent	Score	RPI	S	Opponent	Score	RPI	S	Opponent	Score
9	A	UCLA	69 129	41	A	Oregon St.	62 110	60	H	Nebraska	55 81	114	A	Colorado St.	48 63
								75	A	Wyoming	46 58	114	H	Colorado St.	66 73
								87	A	New Mexico	62 92	120	H	Portland St.	78 90
								87	H	New Mexico	95 86	146	A	Fresno St.	71 81
								91	A	UNLV	60 79	154	H	San Francisco	81 87
								91	H	UNLV	53 80	164	A	Pacific	97 106
												165	H	Boise St.	80 112
												198	N	Hampton	73 81
												200	A	Nevada	63 91
												218	H	CSUN	59 76
												222	H	CSU Bakersfield	67 57
												247	H	San Diego St.	65 75
												286	A	Santa Clara	71 66
												292	H	Utah St.	79 66
												307	A	Air Force	75 74

LAST 12 Division I GAMES:															
146	A	Fresno St.	71 81	200	A	Nevada	63 91								
114	H	Colorado St.	66 73	307	A	Air Force	75 74								
87	A	New Mexico	62 92	247	H	San Diego St.	65 75								
91	H	UNLV	53 80	87	H	New Mexico	95 86								
75	A	Wyoming	46 58	91	A	UNLV	60 79								
165	H	Boise St.	80 112	114	A	Colorado St.	48 63								

Non-Div I Games: Southern Ore. 89 87

San Jose St.

Average RPI Win:	265	WON-LOST	WINNING	LAST 10	STRENGTH OF	OPP. STRENGTH	TEAM	ADJ.	CONF.	ADJ CONF.
Average RPI Loss:	156	RECORD	PCT. RANK	GAMES	SCHEDULE	OF SCHEDULE	RPI	RPI	RPI	RPI

DIV. I ONLY	7- 18	284	3- 7	259	141	286	286	13	13
DIV. I NON-CONF.	3- 7	254	0- 0	325	182	307	307	11	11
TOTALS	RPI 1-25	RPI 26-50	W-L RECORDS	RPI 51-100	RPI 101-999	RPI 201+			
7- 18	0- 0	0- 4	OVERALL	0- 1	7- 13	7- 5			
4- 8	0- 0	0- 3	HOME	0- 0	4- 5	4- 2			
3- 10	0- 0	0- 0	AWAY	0- 0	3- 0	3- 0			
0- 0	0- 0	0- 0	NEUTRAL	0- 0	0- 0	0- 0			
3- 7	0- 0	0- 2	NON-CONFERENCE	0- 0	3- 5	3- 3			
1- 4	0- 0	0- 2	HOME	0- 0	1- 2	1- 2			
2- 3	0- 0	0- 0	AWAY	0- 0	2- 3	2- 1			
0- 0	0- 0	0- 0	NEUTRAL	0- 0	0- 0	0- 0			
4- 11	0- 0	0- 2	CONFERENCE	0- 1	4- 8	4- 2			
3- 4	0- 0	0- 1	HOME	0- 0	3- 3	3- 0			
1- 7	0- 0	0- 1	AWAY	0- 1	1- 5	1- 2			
0- 0	0- 0	0- 0	NEUTRAL	0- 0	0- 0	0- 0			

RPI S Opponent	Score	RPI S Opponent	Score	RPI S Opponent	Score	RPI S Opponent	Score	Team's RPI: 286
39 H Cal i forn i a	41 79	72 A Saint Mary's (CA)	46 59	129 A BYU	47 65			
45 A Gonzaga	44 71			129 H BYU	34 55			
45 H Gonzaga	51 63			152 H Loyol a Marymount	51 65			
50 H Southern Cal i forn i a	43 64			154 A San Franci sco	47 64			
				154 H San Franci sco	54 58			
				164 A Paci fi c	37 55			
				192 A Northwestern	47 57			
				200 A Nevada	41 52			
				206 H UC Santa Barbara	68 63			
				209 A San Di ego	40 51			
				209 H San Di ego	59 50			
				232 A Pepperdi ne	55 56			
				232 H Pepperdi ne	54 50			
				247 A San Di ego St.	48 34			
				250 H San Jose St.	66 71			
				270 A Grand Canyon	38 39			
				313 A Portl and	50 43			
				313 H Portl and	67 57			
				316 H Cal St. Fullerton	69 73			
				335 A III. -Chi cago	45 36			
LAST 12 Divi si on I GAMES:								
313 H Portl and	67 57	209 H San Di ego	59 50					
209 A San Di ego	40 51	45 A Gonzaga	44 71					
129 H BYU	34 55	154 H San Franci sco	54 58					
154 A San Franci sco	47 64	129 A BYU	47 65					
164 A Paci fi c	37 55	72 A Saint Mary's (CA)	46 59					
232 H Pepperdi ne	54 50	313 A Portl and	50 43					

Non-Div I Games: Menlo 104 61

Santa Clara

Average RPI Win:	333	WON-LOST	WINNING	LAST 10	STRENGTH OF	OPP. STRENGTH	TEAM	ADJ.	CONF.	ADJ CONF.
Average RPI Loss:	211	RECORD	PCT. RANK	GAMES	SCHEDULE	OF SCHEDULE	RPI	RPI	RPI	RPI
DIV. I ONLY	2- 19	336	1- 8	326	286	342	342	30	30	
DIV. I NON-CONF.	1- 9	318	0- 0	259	108	310	310	30	30	

TOTALS	RPI 1-25	RPI 26-50	W-L RECORDS	RPI 51-100	RPI 101-999	RPI 201+				
2- 19	0- 1	0- 1	OVERALL	0- 1	2- 16	2- 12				
0- 7	0- 0	0- 0	HOME	0- 0	0- 7	0- 6				
2- 9	0- 1	0- 1	AWAY	0- 1	2- 6	2- 5				
0- 3	0- 0	0- 0	NEUTRAL	0- 0	0- 3	0- 1				
1- 9	0- 1	0- 1	NON-CONFERENCE	0- 1	1- 6	1- 3				
0- 0	0- 0	0- 0	HOME	0- 0	0- 0	0- 0				
1- 6	0- 1	0- 1	AWAY	0- 1	1- 3	1- 2				
0- 3	0- 0	0- 0	NEUTRAL	0- 0	0- 3	0- 1				
1- 10	0- 0	0- 0	CONFERENCE	0- 0	1- 10	1- 9				
0- 7	0- 0	0- 0	HOME	0- 0	0- 7	0- 6				
1- 3	0- 0	0- 0	AWAY	0- 0	1- 3	1- 3				
0- 0	0- 0	0- 0	NEUTRAL	0- 0	0- 0	0- 0				

RPI 1-25				RPI 26-50				RPI 51-100				RPI 101+ Team's RPI: 342			
RPI	S	Opponent	Score	RPI	S	Opponent	Score	RPI	S	Opponent	Score	RPI	S	Opponent	Score
15	A	South Carolina	38 99	41	A	Oregon St.	36 84	89	A	Jacksonville	46 74	160	N	Florida	40 90
												188	A	Wisconsin	24 82
												194	N	Richmond	63 100
												198	H	Hampton	53 81
												202	A	East Carolina	37 103
												204	H	Norfolk St.	58 78
												207	N	Providence	48 78
												216	H	N. C. A&T	44 69
												252	H	Howard	59 87
												259	A	Morgan St.	67 73
												259	H	Morgan St.	41 70
												278	H	UMES	56 68
												302	A	Alabama St.	61 81
												305	A	Coppin St.	57 66
												314	H	South Carolina St.	60 71
												321	A	Ga. Southern	71 67
												329	A	Delaware St.	79 93
												344	A	Florida A&M	65 47

LAST 12 Division I GAMES:															
216	H	N. C. A&T	44 69	198	H	Hampton	53 81								
259	H	Morgan St.	41 70	252	H	Howard	59 87								
314	H	South Carolina St.	60 71	278	H	UMES	56 68								
344	A	Florida A&M	65 47	259	A	Morgan St.	67 73								
329	A	Delaware St.	79 93	305	A	Coppin St.	57 66								
204	H	Norfolk St.	58 78	89	A	Jacksonville	46 74								

Non-Div I Games: LaGrange 86 44 Allen 79 41

Savannah St.

Average RPI Win:	250	WON-LOST	WINNING	LAST 10	STRENGTH OF	OPP. STRENGTH	TEAM	ADJ.	CONF.	ADJ CONF.
Average RPI Loss:	187	RECORD	PCT. RANK	GAMES	SCHEDULE	OF SCHEDULE	RPI	RPI	RPI	RPI
DIV. I ONLY	13- 12	166	7- 3	287	280	221	221	31	31	
DIV. I NON-CONF.	6- 9	214	0- 2	157	215	208	208	31	31	

TOTALS	RPI 1-25	RPI 26-50	W-L RECORDS	RPI 51-100	RPI 101-999	RPI 201+				
13- 12	0- 0	0- 1	OVERALL	0- 1	13- 10	11- 5				
6- 6	0- 0	0- 0	HOME	0- 1	6- 5	5- 1				
7- 6	0- 0	0- 1	AWAY	0- 0	7- 5	6- 4				
0- 0	0- 0	0- 0	NEUTRAL	0- 0	0- 0	0- 0				
6- 9	0- 0	0- 1	NON-CONFERENCE	0- 1	6- 7	4- 2				
2- 6	0- 0	0- 0	HOME	0- 1	2- 5	1- 1				
4- 3	0- 0	0- 1	AWAY	0- 0	4- 2	3- 1				
0- 0	0- 0	0- 0	NEUTRAL	0- 0	0- 0	0- 0				
7- 3	0- 0	0- 0	CONFERENCE	0- 0	7- 3	7- 3				
4- 0	0- 0	0- 0	HOME	0- 0	4- 0	4- 0				
3- 3	0- 0	0- 0	AWAY	0- 0	3- 3	3- 3				
0- 0	0- 0	0- 0	NEUTRAL	0- 0	0- 0	0- 0				

RPI	S	Opponent	Score	RPI	S	Opponent	Score	RPI	S	Opponent	Score	RPI	S	Opponent	Score
39	A	Cal i forni a	67 87	67	H	UC Davi s	53 79	120	H	Portland St.	91 77	134	A	Idaho	68 60
								156	H	Idaho St.	69 74	161	H	UC Irvi ne	79 84
								164	H	Paci fi c	73 85	180	A	Washi ngton	76 84
								200	H	Nevada	65 74	206	A	UC Santa Barbara	77 71
								209	H	San Di ego	80 73	218	A	CSUN	62 67
								222	A	CSU Bakersfi el d	68 75	232	A	Pepperdi ne	65 62
								239	H	New Mexico St.	69 59	246	A	Montana	78 64
								254	H	Hawai i	58 73	270	A	Grand Canyon	63 74
								271	A	UMKC	62 58	271	H	UMKC	66 62
								311	A	UTRGV	67 69	311	H	UTRGV	64 56
								328	A	Utah Val ley	77 75	340	A	Chi cago St.	63 56
								340	H	Chi cago St.	72 60				
LAST 12 Divi sion I GAMES:															
311	A	UTRGV	67 69	239	H	New Mexico St.	69 59	271	A	UMKC	62 58	340	A	Chi cago St.	63 56
340	H	Chi cago St.	72 60	271	A	UMKC	62 58	340	A	Chi cago St.	63 56	270	A	Grand Canyon	63 74
271	H	UMKC	66 62	270	A	Grand Canyon	63 74	218	A	CSUN	62 67	161	H	UC Irvi ne	79 84
328	A	Utah Val ley	77 75	218	A	CSUN	62 67								
222	A	CSU Bakersfi el d	68 75	161	H	UC Irvi ne	79 84								
311	H	UTRGV	64 56												

Non-Div I Games:

Seattle U

Average RPI	Win:	195	WON-LOST	WINNING	LAST 10	STRENGTH OF	OPP. STRENGTH	TEAM	ADJ.	CONF.	ADJ CONF.
Average RPI	Loss:	44	RECORD	PCT. RANK	GAMES	SCHEDULE	OF SCHEDULE	RPI	RPI	RPI	RPI
DIV. I ONLY		15- 12		141	5- 5	102	70	103	103	6	6
DIV. I NON-CONF.		8- 3		65	0- 0	133	196	91	91	6	6

TOTALS	RPI 1-25		RPI 26-50		W-L RECORDS	RPI 51-100		RPI 101-999		RPI 201+	
15- 12	0- 4		0- 5		OVERALL	2- 1		13- 2		8- 0	
11- 4	0- 2		0- 2		HOME	1- 0		10- 0		6- 0	
4- 8	0- 2		0- 3		AWAY	1- 1		3- 2		2- 0	
0- 0	0- 0		0- 0		NEUTRAL	0- 0		0- 0		0- 0	
8- 3	0- 2		0- 1		NON-CONFERENCE	1- 0		7- 0		4- 0	
6- 2	0- 1		0- 1		HOME	0- 0		6- 0		4- 0	
2- 1	0- 1		0- 0		AWAY	1- 0		1- 0		0- 0	
0- 0	0- 0		0- 0		NEUTRAL	0- 0		0- 0		0- 0	
7- 9	0- 2		0- 4		CONFERENCE	1- 1		6- 2		4- 0	
5- 2	0- 1		0- 1		HOME	1- 0		4- 0		2- 0	
2- 7	0- 1		0- 3		AWAY	0- 1		2- 2		2- 0	
0- 0	0- 0		0- 0		NEUTRAL	0- 0		0- 0		0- 0	

RPI 1-25				RPI 26-50				RPI 51-100				RPI 101+				Team's RPI: 103
RPI	S	Opponent	Score	RPI	S	Opponent	Score	RPI	S	Opponent	Score	RPI	S	Opponent	Score	
9	H	UCLA	68 77	28	A	Marquette	84 97	52	A	St. John's (NY)	56 75	107	A	Butler	48 66	
22	A	Rutgers	45 70	32	A	DePaul	66 89	52	H	St. John's (NY)	62 57	107	H	Butler	75 64	
23	A	Villanova	53 59	34	H	Princeton	83 85	98	A	Wake Forest	67 57	117	A	Georgetown	52 71	
23	H	Villanova	59 67	43	A	Creighton	64 81					117	H	Georgetown	70 65	
				43	H	Creighton	51 68					159	H	Marist	85 60	
												196	H	Jacksonville St.	73 54	
												201	A	Boston College	73 53	
												207	A	Providence	65 56	
												207	H	Providence	65 56	
												214	A	Xavier	62 51	
												214	H	Xavier	58 53	
												260	H	Fairfield	80 61	
												269	H	St. Francis Brooklyn	84 50	
												281	H	Rider	85 49	
												348	H	Saint Peter's	91 49	

LAST 12 Division I GAMES:																
52	A	St. John's (NY)	56 75	207	A	Providence	65 56									
23	A	Villanova	53 59	52	H	St. John's (NY)	62 57									
117	A	Georgetown	52 71	117	H	Georgetown	70 65									
107	H	Butler	75 64	23	H	Villanova	59 67									
214	H	Xavier	58 53	214	A	Xavier	62 51									
43	A	Creighton	64 81	107	A	Butler	48 66									

Non-Div I Games:

Seton Hall

S
i
e
n
a

Siena				Through Games Of Feb. 16, 2018							
Average RPI	Win:	274	WON-LOST	WINNING	LAST 10	STRENGTH OF	OPP. STRENGTH	TEAM	ADJ.	CONF.	ADJ CONF.
Average RPI	Loss:	124	RECORD	PCT. RANK	GAMES	SCHEDULE	OF SCHEDULE	RPI	RPI	RPI	RPI
DIV. I ONLY		14- 12	155	7- 3	246	237	187	187	28	28	
DIV. I NON-CONF.		5- 6	187	0- 0	143	124	155	155	26	26	

TOTALS		RPI 1-25	RPI 26-50		W-L RECORDS		RPI 51-100	RPI 101-999	RPI 201+		
14- 12		0- 1	0- 1		OVERALL		0- 5	14- 5	13- 3		
8- 4		0- 0	0- 1		HOME		0- 2	8- 1	7- 1		
6- 8		0- 1	0- 0		AWAY		0- 3	6- 4	6- 2		
0- 0		0- 0	0- 0		NEUTRAL		0- 0	0- 0	0- 0		
5- 6		0- 1	0- 1		NON-CONFERENCE		0- 3	5- 1	5- 0		
3- 2		0- 0	0- 1		HOME		0- 1	3- 0	3- 0		
2- 4		0- 1	0- 0		AWAY		0- 2	2- 1	2- 0		
0- 0		0- 0	0- 0		NEUTRAL		0- 0	0- 0	0- 0		
9- 6		0- 0	0- 0		CONFERENCE		0- 2	9- 4	8- 3		
5- 2		0- 0	0- 0		HOME		0- 1	5- 1	4- 1		
4- 4		0- 0	0- 0		AWAY		0- 1	4- 3	4- 2		
0- 0		0- 0	0- 0		NEUTRAL		0- 0	0- 0	0- 0		

S
i
e
n
a

RPI 1-25				RPI 26-50				RPI 51-100				RPI 101+ Team's RPI: 187			
RPI	S	Opponent	Score	RPI	S	Opponent	Score	RPI	S	Opponent	Score	RPI	S	Opponent	Score
22	A	Rutgers	47 59	49	H	FGCU	50 63	53	A	Qui nni pi ac	54 68	158	A	Hartford	62 71
								53	H	Qui nni pi ac	72 83	159	A	Marist	54 73
								65	A	Harvard	67 75	159	H	Marist	58 53
								80	H	Al bany (NY)	63 78	240	A	Hofstra	70 60
								82	A	Penn St.	72 86	241	A	Ni agara	50 65
												241	H	Ni agara	68 73
												252	H	Howard	72 61
												256	A	Manhattan	56 54
												256	H	Manhattan	56 51
												257	H	St. Bonaventure	70 62
												260	H	Fairfi eld	51 40
												265	A	Col gate	73 70
												281	A	Ri der	71 67
												287	A	Canis us	57 65
												290	H	Sacred Heart	62 57
												299	H	Monmouth	44 41
												336	A	I ona	70 48
												336	H	I ona	64 51
												348	A	Saint Peter's	62 59

LAST 12 Division I GAMES:															
256	A	Manhattan	56 54	260	H	Fairfi eld	51 40								
53	H	Qui nni pi ac	72 83	336	A	I ona	70 48								
299	H	Monmouth	44 41	159	H	Marist	58 53								
159	A	Marist	54 73	241	A	Ni agara	50 65								
348	A	Saint Peter's	62 59	287	A	Canis us	57 65								
256	H	Manhattan	56 51	241	H	Ni agara	68 73								

Non-Div I Games:

Siena

Average RPI Win:	226	WON-LOST	WINNING	LAST 10	STRENGTH OF	OPP. STRENGTH	TEAM	ADJ.	CONF.	ADJ CONF.
Average RPI Loss:	132	RECORD	PCT. RANK	GAMES	SCHEDULE	OF SCHEDULE	RPI	RPI	RPI	RPI

DIV. I ONLY	14- 9	111	6- 4	179	227	137	137	23	23
DIV. I NON-CONF.	6- 4	122	0- 0	59	195	74	74	23	23
TOTALS	RPI 1-25	RPI 26-50	W-L RECORDS	RPI 51-100	RPI 101-999	RPI 201+			
14- 9	0- 1	0- 0	OVERALL	0- 2	14- 6	7- 1			
8- 4	0- 0	0- 0	HOME	0- 2	8- 2	5- 0			
6- 5	0- 1	0- 0	AWAY	0- 0	6- 4	2- 1			
0- 0	0- 0	0- 0	NEUTRAL	0- 0	0- 0	0- 0			
6- 4	0- 1	0- 0	NON-CONFERENCE	0- 2	6- 1	2- 0			
3- 2	0- 0	0- 0	HOME	0- 2	3- 0	1- 0			
3- 2	0- 1	0- 0	AWAY	0- 0	3- 1	1- 0			
0- 0	0- 0	0- 0	NEUTRAL	0- 0	0- 0	0- 0			
8- 5	0- 0	0- 0	CONFERENCE	0- 0	8- 5	5- 1			
5- 2	0- 0	0- 0	HOME	0- 0	5- 2	4- 0			
3- 3	0- 0	0- 0	AWAY	0- 0	3- 3	1- 1			
0- 0	0- 0	0- 0	NEUTRAL	0- 0	0- 0	0- 0			

RPI S Opponent Score	RPI S Opponent Score	RPI S Opponent Score	RPI S Opponent Score
19 A NC State 50 71		68 H UAB 66 78	108 A North Carolina 85 84
		89 H Jacksonville 58 60	118 H Little Rock 35 47
			119 H Central Ark. 64 43
			133 A Texas St. 63 78
			138 A Ole Miss 59 66
			169 A Louisiana 72 57
			178 A UT Arlington 76 63
			179 A Troy 71 82
			179 H Troy 79 68
			185 H Southern U. 69 65
			190 H Arkansas St. 60 75
			199 A Southern Miss. 78 57
			226 H New Orleans 67 45
			258 A Appal achian St. 56 57
			258 H Appal achian St. 54 52
			266 H Coastal Caro. 68 62
			302 A Alabama St. 59 47
			320 H Georgia St. 88 52
			321 H Ga. Southern 79 52
			338 A La. -Monroe 67 60
LAST 12 Division I GAMES:			
258 A Appal achian St. 56 57	258 H Appal achian St. 54 52		
190 H Arkansas St. 60 75	266 H Coastal Caro. 68 62		
118 H Little Rock 35 47	179 H Troy 79 68		
179 A Troy 71 82	178 A UT Arlington 76 63		
338 A La. -Monroe 67 60	133 A Texas St. 63 78		
169 A Louisiana 72 57	321 H Ga. Southern 79 52		

Non-Div I Games: Ga. Southwestern 73 42

South Ala.

Average RPI Win:	134	WON-LOST	WINNING	LAST 10	STRENGTH OF	OPP. STRENGTH	TEAM	ADJ.	CONF.	ADJ CONF.
Average RPI Loss:	6	RECORD	PCT. RANK	GAMES	SCHEDULE	OF SCHEDULE	RPI	RPI	RPI	RPI

DIV. I ONLY	21- 5	24	7- 3	41	4	15	15	2	2
DIV. I NON-CONF.	11- 2	22	0- 1	134	11	41	41	2	2

TOTALS	RPI 1-25	RPI 26-50	W-L RECORDS	RPI 51-100	RPI 101-999	RPI 201+			
21- 5	5- 5	1- 0	OVERALL	3- 0	12- 0	5- 0			
11- 2	3- 2	0- 0	HOME	0- 0	8- 0	5- 0			
8- 2	1- 2	1- 0	AWAY	2- 0	4- 0	0- 0			
2- 1	1- 1	0- 0	NEUTRAL	1- 0	0- 0	0- 0			
11- 2	3- 2	0- 0	NON-CONFERENCE	1- 0	7- 0	5- 0			
6- 1	1- 1	0- 0	HOME	0- 0	5- 0	5- 0			
3- 0	1- 0	0- 0	AWAY	0- 0	2- 0	0- 0			
2- 1	1- 1	0- 0	NEUTRAL	1- 0	0- 0	0- 0			
10- 3	2- 3	1- 0	CONFERENCE	2- 0	5- 0	0- 0			
5- 1	2- 1	0- 0	HOME	0- 0	3- 0	0- 0			
5- 2	0- 2	1- 0	AWAY	2- 0	2- 0	0- 0			
0- 0	0- 0	0- 0	NEUTRAL	0- 0	0- 0	0- 0			

RPI 1-25				Team's RPI: 15				RPI 26-50				RPI 51-100				RPI 101+			
RPI	S	Opponent	Score	RPI	S	Opponent	Score	RPI	S	Opponent	Score	RPI	S	Opponent	Score	RPI	S	Opponent	Score
1	H	UConn	58 83	27	A	Georgia	77 65	52	N	St. John's (NY)	76 58	102	H	Auburn	71 63				
2	N	Notre Dame	85 92					85	A	Alabama	79 66	105	H	Arkansas	90 42				
3	A	Mississippi St.	53 67					95	A	Kentucky	81 64	128	A	Vanderbilt	95 82				
10	H	Tennessee	70 86									136	A	Clemson	66 36				
16	A	Missouri	74 83									138	A	Ole Miss	88 62				
16	H	Missouri	64 54									160	H	Florida	64 57				
18	A	Maryland	94 86									191	A	Temple	87 60				
20	H	Duke	72 52									253	H	Col. of Charleston	69 43				
21	H	Texas A&M	61 59									297	H	Wofford	94 60				
22	N	Rutgers	78 68									302	H	Western Caro.	101 43				
												302	H	Alabama St.	99 31				
												342	H	Savannah St.	99 38				
LAST 12 Division I GAMES:																			
27	A	Georgia	77 65	105	H	Arkansas	90 42												
160	H	Florida	64 57	95	A	Kentucky	81 64												
85	A	Alabama	79 66	128	A	Vanderbilt	95 82												
3	A	Mississippi St.	53 67	10	H	Tennessee	70 86												
1	H	UConn	58 83	102	H	Auburn	71 63												
16	H	Missouri	64 54	16	A	Missouri	74 83												

Non-Div I Games:

South Carolina

Average RPI Win: 296		WON-LOST RECORD	WINNING PCT. RANK	LAST 10 GAMES	STRENGTH OF SCHEDULE	OPP. STRENGTH OF SCHEDULE	TEAM RPI	ADJ. RPI	CONF. RPI	ADJ CONF. RPI
Average RPI Loss: 215										
DIV. I ONLY		7- 14	258	4- 6	345	275	314	314	30	30
DIV. I NON-CONF.		3- 7	254	0- 1	341	164	311	311	30	30
TOTALS		RPI 1-25	RPI 26-50	W-L RECORDS	RPI 51-100	RPI 101-999	RPI 201+			
7- 14	0- 0		0- 0	OVERALL	0- 2	7- 12	6- 9			
4- 4	0- 0		0- 0	HOME	0- 0	4- 4	3- 4			
3- 10	0- 0		0- 0	AWAY	0- 0	3- 1	3- 1			
0- 0	0- 0		0- 0	NEUTRAL	0- 0	0- 0	0- 0			
3- 7	0- 0		0- 0	NON-CONFERENCE	0- 2	3- 5	3- 3			
1- 1	0- 0		0- 0	HOME	0- 0	1- 1	1- 1			
2- 6	0- 0		0- 0	AWAY	0- 2	2- 4	2- 2			
0- 0	0- 0		0- 0	NEUTRAL	0- 0	0- 0	0- 0			
4- 7	0- 0		0- 0	CONFERENCE	0- 0	4- 7	3- 6			
3- 3	0- 0		0- 0	HOME	0- 0	3- 3	2- 3			
1- 4	0- 0		0- 0	AWAY	0- 0	1- 4	1- 3			
0- 0	0- 0		0- 0	NEUTRAL	0- 0	0- 0	0- 0			

RPI 1-25				RPI 26-50				RPI 51-100				RPI 101+ Team's RPI: 314					
RPI	S	Opponent	Score	RPI	S	Opponent	Score	RPI	S	Opponent	Score	RPI	S	Opponent	Score		
								61	A	Mercer	53	74	126	A	Bethune-Cookman	50	68
								64	A	Georgia Tech	40	86	136	A	Clemson	48	56
												170	A	Charlotte	49	64	
												198	H	Hampton	78	70	
												204	H	Norfolk St.	67	71	
												216	H	N.C. A&T	54	74	
												252	H	Howard	58	68	
												259	A	Morgan St.	55	65	
												278	H	UMES	54	51	
												280	A	Old Dominion	35	52	
												285	A	USC Upstate	44	63	
												302	H	Western Caro.	75	45	
												305	A	Coppin St.	39	56	
												305	H	Coppin St.	67	65	
												306	A	Charleston So.	60	58	
												321	H	Ga. Southern	58	61	
												329	A	Delaware St.	44	58	
												341	A	Winthrop	65	37	
												342	A	Savannah St.	71	60	
LAST 12 Division I GAMES:																	
				216	H	N.C. A&T	54	74	204	H	Norfolk St.	67	71				
				305	H	Coppin St.	67	65	278	H	UMES	54	51				
				342	A	Savannah St.	71	60	252	H	Howard	58	68				
				259	A	Morgan St.	55	65	329	A	Delaware St.	44	58				
				305	A	Coppin St.	39	56	126	A	Bethune-Cookman	50	68				
				198	H	Hampton	78	70	280	A	Old Dominion	35	52				

South Carolina St.

Average RPI Win:	203	WON-LOST	WINNING	LAST 10	STRENGTH OF	OPP. STRENGTH	TEAM	ADJ.	CONF.	ADJ CONF.
Average RPI Loss:	91	RECORD	PCT. RANK	GAMES	SCHEDULE	OF SCHEDULE	RPI	RPI	RPI	RPI
DIV. I ONLY	19- 5	36	9- 0	181	133	71	71	14	14	
DIV. I NON-CONF.	7- 5	132	0- 0	189	51	133	133	17	17	

TOTALS	RPI 1-25	RPI 26-50	W-L RECORDS	RPI 51-100	RPI 101-999	RPI 201+				
19- 5	0- 1	2- 1	OVERALL	0- 0	17- 3	10- 0				
9- 1	0- 0	1- 0	HOME	0- 0	8- 1	5- 0				
9- 2	0- 0	1- 0	AWAY	0- 0	8- 2	4- 0				
1- 2	0- 1	0- 1	NEUTRAL	0- 0	1- 0	1- 0				
7- 5	0- 1	1- 1	NON-CONFERENCE	0- 0	6- 3	4- 0				
4- 1	0- 0	1- 0	HOME	0- 0	3- 1	2- 0				
2- 2	0- 0	0- 0	AWAY	0- 0	2- 2	1- 0				
1- 2	0- 1	0- 1	NEUTRAL	0- 0	1- 0	1- 0				
12- 0	0- 0	1- 0	CONFERENCE	0- 0	11- 0	6- 0				
5- 0	0- 0	0- 0	HOME	0- 0	5- 0	3- 0				
7- 0	0- 0	1- 0	AWAY	0- 0	6- 0	3- 0				
0- 0	0- 0	0- 0	NEUTRAL	0- 0	0- 0	0- 0				

RPI 1-25				RPI 26-50				RPI 51-100				Team's RPI: 71				RPI 101+			
RPI	S	Opponent	Score	RPI	S	Opponent	Score	RPI	S	Opponent	Score	RPI	S	Opponent	Score	RPI	S	Opponent	Score
10	N	Tennessee	49 69	35	A	South Dakota St.	67 61					101	A	Western Ill.	82 58				
				43	H	Creighton	73 68					101	H	Western Ill.	92 81				
				48	N	Oklahoma St.	68 76					104	A	Iowa St.	76 81				
												121	A	SFA	55 77				
												149	A	Wichita St.	62 48				
												162	H	North Dakota	76 71				
												171	H	Tulsa	61 64				
												176	A	Denver	82 60				
												176	H	Denver	79 51				
												193	A	Oral Roberts	73 68				
												222	H	CSU Bakersfield	66 50				
												227	H	UC Riverside	75 66				
												238	A	Omaha	72 50				
												238	H	Omaha	70 46				
												273	N	Indiana St.	71 59				
												275	A	North Dakota St.	82 67				
												275	H	North Dakota St.	80 54				
												312	A	Incarnate Word	81 51				
												331	A	Fort Wayne	79 60				
												331	H	Fort Wayne	85 43				

								Team's RPI: 71											

LAST 12 Division I GAMES:																			
238	A	Omaha	72 50	238	H	Omaha	70 46												
331	A	Fort Wayne	79 60	193	A	Oral Roberts	73 68												
275	H	North Dakota St.	80 54	331	H	Fort Wayne	85 43												
101	H	Western Ill.	92 81	101	A	Western Ill.	82 58												
176	A	Denver	82 60	275	A	North Dakota St.	82 67												
35	A	South Dakota St.	67 61	176	H	Denver	79 51												

Non-Div I Games: Mt. Marty 87 25 Doane 96 54 Bellevue 89 32

South Dakota

Average RPI Win:	180	WON-LOST	WINNING	LAST 10	STRENGTH OF	OPP. STRENGTH	TEAM	ADJ.	CONF.	ADJ CONF.
Average RPI Loss:	36	RECORD	PCT. RANK	GAMES	SCHEDULE	OF SCHEDULE	RPI	RPI	RPI	RPI
DIV. I ONLY	20- 5	34	8- 1	82	99	35	35	14	14	
DIV. I NON-CONF.	10- 4	73	0- 0	40	12	28	28	17	17	
TOTALS	RPI 1-25	RPI 26-50	W-L RECORDS	RPI 51-100	RPI 101-999	RPI 201+				
20- 5	1- 2	1- 2	OVERALL	2- 1	16- 0	7- 0				
12- 2	0- 1	1- 0	HOME	0- 1	11- 0	5- 0				
6- 3	0- 1	0- 2	AWAY	2- 0	4- 0	2- 0				
2- 0	1- 0	0- 0	NEUTRAL	0- 0	1- 0	0- 0				
10- 4	1- 2	1- 2	NON-CONFERENCE	2- 0	6- 0	2- 0				
6- 1	0- 1	1- 0	HOME	0- 0	5- 0	2- 0				
2- 3	0- 1	0- 2	AWAY	2- 0	0- 0	0- 0				
2- 0	1- 0	0- 0	NEUTRAL	0- 0	1- 0	0- 0				
10- 1	0- 0	0- 0	CONFERENCE	0- 1	10- 0	5- 0				
6- 1	0- 0	0- 0	HOME	0- 1	6- 0	3- 0				
4- 0	0- 0	0- 0	AWAY	0- 0	4- 0	2- 0				
0- 0	0- 0	0- 0	NEUTRAL	0- 0	0- 0	0- 0				

RPI 1-25				RPI 26-50				Team's RPI: 35				RPI 51-100				RPI 101+			
RPI	S	Opponent	Score	RPI	S	Opponent	Score	RPI	S	Opponent	Score	RPI	S	Opponent	Score	RPI	S	Opponent	Score
4	H	Louisville	64 68	29	H	Oklahoma	67 61	71	H	South Dakota	61 67	101	H	Western Ill.	84 48				
13	A	Green Bay	41 55	43	A	Creighton	65 72	81	A	Drake	85 78	149	H	Wichita St.	96 64				
19	N	NC State	75 67	49	A	FGCU	78 87	96	A	George Washington	97 88	150	H	UNI	57 47				
												162	H	North Dakota	66 52				
												170	N	Charlotte	71 70				
												176	A	Denver	69 58				
												176	H	Denver	95 59				
												193	A	Oral Roberts	77 70				
												193	H	Oral Roberts	96 72				
												205	H	Bowling Green	76 44				
												238	A	Omaha	103 54				
												238	H	Omaha	89 64				
												275	A	North Dakota St.	85 64				
												275	H	North Dakota St.	83 63				
												331	H	Fort Wayne	105 49				
												343	H	NJIT	92 48				
LAST 12 Division I GAMES:																			
193	H	Oral Roberts	96 72	101	H	Western Ill.	84 48												
176	H	Denver	95 59	193	A	Oral Roberts	77 70												
238	A	Omaha	103 54	176	A	Denver	69 58												
275	A	North Dakota St.	85 64	275	H	North Dakota St.	83 63												
331	H	Fort Wayne	105 49	238	H	Omaha	89 64												
71	H	South Dakota	61 67	49	A	FGCU	78 87												

Non-Div I Games: Dakota Wesleyan 76 63

South Dakota St.

Average RPI Win:	140	WON-LOST	WINNING	LAST 10	STRENGTH OF	OPP. STRENGTH	TEAM	ADJ.	CONF.	ADJ CONF.
Average RPI Loss:	49	RECORD	PCT. RANK	GAMES	SCHEDULE	OF SCHEDULE	RPI	RPI	RPI	RPI
DIV. I ONLY	21- 5	24	9- 1	81	10	24	24	8	8	
DIV. I NON-CONF.	11- 3	45	1- 0	70	2	26	26	7	7	

TOTALS	RPI 1-25	RPI 26-50	W-L RECORDS	RPI 51-100	RPI 101-999	RPI 201+				
21- 5	1- 2	3- 1	OVERALL	5- 1	12- 1	3- 0				
11- 1	1- 1	2- 0	HOME	1- 0	7- 0	2- 0				
7- 2	0- 0	0- 1	AWAY	2- 0	5- 1	1- 0				
3- 2	0- 1	1- 0	NEUTRAL	2- 1	0- 0	0- 0				
11- 3	1- 1	2- 1	NON-CONFERENCE	3- 1	5- 0	2- 0				
6- 0	1- 0	1- 0	HOME	0- 0	4- 0	1- 0				
2- 1	0- 0	0- 1	AWAY	1- 0	1- 0	1- 0				
3- 2	0- 1	1- 0	NEUTRAL	2- 1	0- 0	0- 0				
10- 2	0- 1	1- 0	CONFERENCE	2- 0	7- 1	1- 0				
5- 1	0- 1	1- 0	HOME	1- 0	3- 0	1- 0				
5- 1	0- 0	0- 0	AWAY	1- 0	4- 1	0- 0				
0- 0	0- 0	0- 0	NEUTRAL	0- 0	0- 0	0- 0				

RPI	S	Opponent	Score	RPI	S	Opponent	Score	RPI	S	Opponent	Score	RPI	S	Opponent	Score
1	H	UConn	49 100	26	H	LSU	61 55	52	N	St. John's (NY)	68 59	107	H	Butler	71 55
2	N	Notre Dame	66 76	29	A	Oklahoma	74 79	63	N	Michigan St.	73 83	132	A	Cincinnati	69 46
7	H	Ohio St.	84 65	36	N	Dayton	93 87	92	N	Washington St.	82 45	149	A	Wichita St.	56 64
				46	H	UCF	62 45	96	A	George Washington	83 78	171	A	Tulsa	71 57
								100	A	Tulane	63 53	185	H	Southern U.	108 48
								100	H	Tulane	75 46	186	H	SMU	64 54
												190	H	Arkansas St.	98 55
												191	A	Temple	89 73
												191	H	Temple	76 60
												197	A	Memphis	81 62
												202	H	East Carolina	88 47
												308	A	FIU	82 52
												323	H	Houston Baptist	90 43

LAST 12 Division I GAMES:															
186	H	SMU	64 54	149	A	Wichita St.	56 64	197	A	Memphis	81 62				
7	H	Ohio St.	84 65	46	H	UCF	62 45								
202	H	East Carolina	88 47	191	A	Temple	89 73	1	H	UConn	49 100				
100	A	Tulane	63 53					132	A	Cincinnati	69 46				
171	A	Tulsa	71 57												
191	H	Temple	76 60												

Non-Div I Games:

South Fla.

Average RPI Win:	293	WON-LOST	WINNING	LAST 10	STRENGTH OF	OPP. STRENGTH	TEAM	ADJ.	CONF.	ADJ CONF.
Average RPI Loss:	146	RECORD	PCT. RANK	GAMES	SCHEDULE	OF SCHEDULE	RPI	RPI	RPI	RPI
DIV. I ONLY	10- 15	227	5- 5	184	308	228	228	25	25	
DIV. I NON-CONF.	3- 7	254	0- 0	48	224	181	181	27	27	

TOTALS	RPI 1-25	RPI 26-50	W-L RECORDS	RPI 51-100	RPI 101-999	RPI 201+				
10- 15	0- 1	0- 1	OVERALL	0- 1	10- 12	9- 4				
6- 4	0- 0	0- 0	HOME	0- 1	6- 3	6- 2				
3- 11	0- 0	0- 0	AWAY	0- 0	3- 1	3- 0				
1- 0	0- 0	0- 0	NEUTRAL	0- 0	1- 0	0- 0				
3- 7	0- 1	0- 1	NON-CONFERENCE	0- 0	3- 5	2- 0				
2- 1	0- 0	0- 0	HOME	0- 0	2- 1	2- 0				
0- 6	0- 1	0- 1	AWAY	0- 0	0- 4	0- 0				
1- 0	0- 0	0- 0	NEUTRAL	0- 0	1- 0	0- 0				
7- 8	0- 0	0- 0	CONFERENCE	0- 1	7- 7	7- 4				
4- 3	0- 0	0- 0	HOME	0- 1	4- 2	4- 2				
3- 5	0- 0	0- 0	AWAY	0- 0	3- 5	3- 2				
0- 0	0- 0	0- 0	NEUTRAL	0- 0	0- 0	0- 0				

RPI 1-25				RPI 26-50				RPI 51-100				RPI 101+ Team's RPI: 228			
RPI	S	Opponent	Score	RPI	S	Opponent	Score	RPI	S	Opponent	Score	RPI	S	Opponent	Score
4	A	Louisville	40 80	40	A	Ball St.	56 69	78	H	Belmont	57 67	101	A	Western Ill.	59 87
												111	A	George Mason	38 57
												113	N	Saint Francis (PA)	82 50
												132	A	Cincinnati	52 65
												143	A	SIUE	57 65
												144	H	Southern Ill.	74 79
												167	A	Kansas	50 51
												181	A	UT Martin	65 72
												196	A	Jacksonville St.	48 55
												208	A	Morehead St.	58 60
												208	H	Morehead St.	56 59
												236	A	Austin Peay	65 66
												236	H	Austin Peay	50 61
												255	H	Bradley	57 53
												293	H	Eastern Ky.	69 55
												298	A	Murray St.	85 74
												298	H	Murray St.	80 70
												300	A	Tennessee Tech	70 66
												332	H	Tennessee St.	71 66
												346	A	Eastern Ill.	77 54
												346	H	Eastern Ill.	51 48
												349	H	Evansville	74 65

LAST 12 Division I GAMES:															
346	H	Eastern Ill.	51 48	300	A	Tennessee Tech	70 66								
181	A	UT Martin	65 72	346	A	Eastern Ill.	77 54								
208	A	Morehead St.	58 60	143	A	SIUE	57 65								
236	H	Austin Peay	50 61	293	H	Eastern Ky.	69 55								
298	H	Murray St.	80 70	208	H	Morehead St.	56 59								
196	A	Jacksonville St.	48 55	236	A	Austin Peay	65 66								

Non-Div I Games: Evangel 72 60 Missouri Valley 69 34

Southeast Mo. St.

Loss, Non-Conf, S Site, H Home A Away N Neutral

Average RPI Win:	241	WON-LOST	WINNING	LAST 10	STRENGTH OF	OPP. STRENGTH	TEAM	ADJ.	CONF.	ADJ CONF.
Average RPI Loss:	190	RECORD	PCT. RANK	GAMES	SCHEDULE	OF SCHEDULE	RPI	RPI	RPI	RPI
DIV. I ONLY	6- 19	300	5- 5	248	290	296	296	26	26	
DIV. I NON-CONF.	1- 10	327	0- 0	166	245	294	294	25	25	

TOTALS	RPI 1-25	RPI 26-50	W-L RECORDS	RPI 51-100	RPI 101-999	RPI 201+				
6- 19	0- 0	0- 1	OVERALL	0- 1	6- 17	4- 10				
3- 6	0- 0	0- 0	HOME	0- 0	3- 6	2- 4				
3- 12	0- 0	0- 1	AWAY	0- 1	3- 10	2- 6				
0- 1	0- 0	0- 0	NEUTRAL	0- 0	0- 1	0- 0				
1- 10	0- 0	0- 1	NON-CONFERENCE	0- 1	1- 8	0- 4				
0- 3	0- 0	0- 0	HOME	0- 0	0- 3	0- 2				
1- 6	0- 0	0- 1	AWAY	0- 1	1- 4	0- 2				
0- 1	0- 0	0- 0	NEUTRAL	0- 0	0- 1	0- 0				
5- 9	0- 0	0- 0	CONFERENCE	0- 0	5- 9	4- 6				
3- 3	0- 0	0- 0	HOME	0- 0	3- 3	2- 2				
2- 6	0- 0	0- 0	AWAY	0- 0	2- 6	2- 4				
0- 0	0- 0	0- 0	NEUTRAL	0- 0	0- 0	0- 0				

RPI	S	Opponent	Score	RPI	S	Opponent	Score	RPI	S	Opponent	Score	RPI	S	Opponent	Score
26	A	LSU	56 84	77	A	TCU	62 112	102	A	Auburn	46 80	115	H	Lamar University	58 75
								119	A	Central Ark.	47 63	119	H	Central Ark.	78 70
								121	A	SFA	67 79	126	A	Bethune-Cookman	60 58
								132	A	Cincinnati	43 82	141	N	Kent St.	60 81
								169	H	Louisiana	56 68	211	A	Abilene Christian	80 86
								213	A	Akron	54 66	226	A	New Orleans	73 82
								237	A	Grambling	52 61	244	A	A&M-Corpus Christi	52 56
								245	A	Nicholls St.	66 57	263	A	McNeese	47 69
								263	H	McNeese	65 77	304	H	Alcorn	77 84
								312	H	Incarinate Word	65 54	317	H	Alabama A&M	74 76
								322	H	Northwestern St.	71 65	323	A	Houston Baptist	76 61
								334	H	Sam Houston St.	52 57				
LAST 12 Division I GAMES:															
226	A	New Orleans	73 82	334	H	Sam Houston St.	52 57								
263	A	McNeese	47 69	322	H	Northwestern St.	71 65								
312	H	Incarinate Word	65 54	323	A	Houston Baptist	76 61								
119	H	Central Ark.	78 70	263	H	McNeese	65 77								
244	A	A&M-Corpus Christi	52 56	115	H	Lamar University	58 75								
245	A	Nicholls St.	66 57	211	A	Abilene Christian	80 86								

Non-Div I Games:

Southeastern La.

Average RPI	Win:	175	WON-LOST	WINNING	LAST 10	STRENGTH OF	OPP. STRENGTH	TEAM	ADJ.	CONF.	ADJ CONF.
Average RPI	Loss:	17	RECORD	PCT. RANK	GAMES	SCHEDULE	OF SCHEDULE	RPI	RPI	RPI	RPI
DIV. I ONLY		17- 9		84	5- 5	57	56	50	50	5	5
DIV. I NON-CONF.		10- 1		15	0- 0	197	238	46	46	3	3

TOTALS	RPI 1-25		RPI 26-50		W-L RECORDS	RPI 51-100		RPI 101-999		RPI 201+	
17- 9	0- 7		3- 2		OVERALL	2- 0		12- 0		7- 0	
5- 5	0- 4		2- 1		HOME	0- 0		3- 0		3- 0	
9- 4	0- 3		0- 1		AWAY	2- 0		7- 0		4- 0	
3- 0	0- 0		1- 0		NEUTRAL	0- 0		2- 0		0- 0	
10- 1	0- 1		1- 0		NON-CONFERENCE	0- 0		9- 0		6- 0	
2- 1	0- 1		0- 0		HOME	0- 0		2- 0		2- 0	
5- 0	0- 0		0- 0		AWAY	0- 0		5- 0		4- 0	
3- 0	0- 0		1- 0		NEUTRAL	0- 0		2- 0		0- 0	
7- 8	0- 6		2- 2		CONFERENCE	2- 0		3- 0		1- 0	
3- 4	0- 3		2- 1		HOME	0- 0		1- 0		1- 0	
4- 4	0- 3		0- 1		AWAY	2- 0		2- 0		0- 0	
0- 0	0- 0		0- 0		NEUTRAL	0- 0		0- 0		0- 0	

RPI 1-25				RPI 26-50				Team's RPI: 50				RPI 51-100				RPI 101+			
RPI	S	Opponent	Score	RPI	S	Opponent	Score	RPI	S	Opponent	Score	RPI	S	Opponent	Score	RPI	S	Opponent	Score
8	A	Oregon	74 80	38	H	Arizona St.	77 62	92	A	Washington St.	73 72	123	N	Middle Tenn.	72 57				
8	H	Oregon	66 70	39	A	California	64 76	94	A	Utah	58 47	142	A	Colorado	86 51				
9	A	UCLA	46 59	39	H	California	59 62					152	A	Loyola Marymount	80 70				
9	H	UCLA	70 84	41	H	Oregon St.	65 61					159	N	Marist	78 57				
12	A	Stanford	65 72	42	N	Purdue	58 46					180	A	Washington	72 61				
12	H	Stanford	55 59									227	A	UC Riverside	64 46				
21	H	Texas A&M	74 75									242	H	Montana St.	98 47				
												254	A	Hawaii	71 60				
												277	H	Arizona	78 52				
												286	A	Santa Clara	64 43				
												311	A	UTRGV	71 64				
												319	H	Long Beach St.	75 60				
LAST 12 Division I GAMES:																			
8	A	Oregon	74 80	92	A	Washington St.	73 72												
277	H	Arizona	78 52	39	H	California	59 62												
38	H	Arizona St.	77 62	12	H	Stanford	55 59												
9	H	UCLA	70 84	94	A	Utah	58 47												
9	A	UCLA	46 59	142	A	Colorado	86 51												
180	A	Washington	72 61	41	H	Oregon St.	65 61												

Average RPI Win: 247	WON-LOST RECORD	WINNING PCT. RANK	LAST 10 GAMES	STRENGTH OF SCHEDULE	OPP. STRENGTH OF SCHEDULE	TEAM RPI	ADJ. RPI	CONF. RPI	ADJ CONF. RPI
Average RPI Loss: 128									
DIV. I ONLY	13- 11	148	6- 4	144	265	144	144	24	24
DIV. I NON-CONF.	4- 6	214	0- 0	56	218	130	130	22	22

TOTALS	RPI 1-25	RPI 26-50	W-L RECORDS	RPI 51-100	RPI 101-999	RPI 201+			
13- 11	0- 0	0- 1	OVERALL	0- 5	13- 5	9- 3			
6- 4	0- 0	0- 1	HOME	0- 1	6- 2	3- 1			
7- 5	0- 0	0- 0	AWAY	0- 0	7- 1	6- 1			
0- 2	0- 0	0- 0	NEUTRAL	0- 2	0- 0	0- 0			
4- 6	0- 0	0- 1	NON-CONFERENCE	0- 3	4- 2	2- 1			
1- 2	0- 0	0- 1	HOME	0- 0	1- 1	0- 0			
3- 2	0- 0	0- 0	AWAY	0- 1	3- 1	2- 1			
0- 2	0- 0	0- 0	NEUTRAL	0- 2	0- 0	0- 0			
9- 5	0- 0	0- 0	CONFERENCE	0- 2	9- 3	7- 2			
5- 2	0- 0	0- 0	HOME	0- 1	5- 1	3- 1			
4- 3	0- 0	0- 0	AWAY	0- 1	4- 2	4- 1			
0- 0	0- 0	0- 0	NEUTRAL	0- 0	0- 0	0- 0			

RPI 1-25	RPI 26-50	RPI 51-100	RPI 101+	Team's RPI: 144
RPI S Opponent Score	RPI S Opponent Score	RPI S Opponent Score	RPI S Opponent Score	
	44 H Western Ky. 49 75	51 N Miami (FL) 65 75	106 H Missouri St. 71 69	
		68 A UAB 66 76	143 H SIUE 53 57	
		80 N Albany (NY) 57 68	150 A UNI 63 71	
		81 A Drake 73 84	150 H UNI 60 53	
		81 H Drake 64 75	181 H UT Martin 84 72	
			197 A Memphis 68 56	
			208 A Morehead St. 81 85	
			228 A Southeast Mo. St. 79 74	
			251 A Illinois St. 46 49	
			251 H Illinois St. 36 39	
			255 A Bradley 63 62	
			255 H Bradley 62 53	
			273 A Indiana St. 64 45	
			289 A Valparaiso 88 86	
			289 H Valparaiso 74 63	
			309 H Loyola Chi cago 62 46	
			309 A Illinois St. 46 49	
			255 A Bradley 63 62	
			81 H Drake 64 75	
			324 A Marshall 64 59	
			349 A Evansville 74 62	
LAST 12 Division I GAMES:				
289 A Valparaiso 88 86	289 H Valparaiso 74 63			
255 H Bradley 62 53	309 H Loyola Chi cago 62 46			
251 H Illinois St. 36 39	251 A Illinois St. 46 49			
150 A UNI 63 71	255 A Bradley 63 62			
81 A Drake 73 84	81 H Drake 64 75			
106 H Missouri St. 71 69	150 H UNI 60 53			

Non-Div I Games: Martin Methodist 60 50

Southern Ill.

Average RPI Win:	244	WON-LOST	WINNING	LAST 10	STRENGTH OF	OPP. STRENGTH	TEAM	ADJ.	CONF.	ADJ CONF.
Average RPI Loss:	133	RECORD	PCT. RANK	GAMES	SCHEDULE	OF SCHEDULE	RPI	RPI	RPI	RPI
DIV. I ONLY	11- 11	175	5- 5	234	161	199	199	18	18	
DIV. I NON-CONF.	6- 5	153	0- 0	310	106	229	229	19	19	

TOTALS	RPI 1-25	RPI 26-50	W-L RECORDS	RPI 51-100	RPI 101-999	RPI 201+				
11- 11	0- 1	0- 1	OVERALL	2- 2	9- 7	7- 2				
8- 3	0- 0	0- 0	HOME	1- 0	7- 3	6- 1				
3- 8	0- 1	0- 1	AWAY	1- 2	2- 4	1- 1				
0- 0	0- 0	0- 0	NEUTRAL	0- 0	0- 0	0- 0				
6- 5	0- 1	0- 0	NON-CONFERENCE	1- 1	5- 3	5- 0				
5- 1	0- 0	0- 0	HOME	1- 0	4- 1	4- 0				
1- 4	0- 1	0- 0	AWAY	0- 1	1- 2	1- 0				
0- 0	0- 0	0- 0	NEUTRAL	0- 0	0- 0	0- 0				
5- 6	0- 0	0- 1	CONFERENCE	1- 1	4- 4	2- 2				
3- 2	0- 0	0- 0	HOME	0- 0	3- 2	2- 1				
2- 4	0- 0	0- 1	AWAY	1- 1	1- 2	0- 1				
0- 0	0- 0	0- 0	NEUTRAL	0- 0	0- 0	0- 0				

RPI 1-25				RPI 26-50				RPI 51-100				RPI 101+ Team's RPI: 199			
RPI	S	Opponent	Score	RPI	S	Opponent	Score	RPI	S	Opponent	Score	RPI	S	Opponent	Score
3	A	Mississippi St.	56 91	44	A	Western Ky.	60 81	64	A	Georgia Tech	44 63	123	A	Middle Tenn.	61 53
								68	A	UAB	80 63	137	H	South Ala.	57 78
								93	A	Rice	56 62	138	A	Ole Miss	59 68
								100	H	Tulane	66 58	148	A	Samford	56 61
												170	A	Charlotte	56 66
												170	H	Charlotte	79 85
												175	H	Louisiana Tech	65 50
												215	A	North Texas	62 71
												280	H	Old Dominion	55 74
												294	H	UTSA	83 60
												302	H	Alabama St.	72 35
												304	H	Alcorn	72 67
												322	A	Northwestern St.	71 59
												324	H	Marshall	70 61
												334	H	Sam Houston St.	58 38
												337	H	Mississippi Val.	84 69

LAST 12 Division I GAMES:															
215	A	North Texas	62 71	123	A	Middle Tenn.	61 53	64	A	Georgia Tech	44 63				
280	H	Old Dominion	55 74	68	A	UAB	80 63								
324	H	Marshall	70 61	175	H	Louisiana Tech	65 50								
93	A	Rice	56 62	44	A	Western Ky.	60 81								
294	H	UTSA	83 60	170	A	Charlotte	56 66								
170	H	Charlotte	79 85												

Non-Div I Games: William Carey 82 44 Blue Mountain (MS) 96 46

Southern Miss.

Average RPI Win:	306	WON-LOST	WINNING	LAST 10	STRENGTH OF	OPP. STRENGTH	TEAM	ADJ.	CONF.	ADJ CONF.
Average RPI Loss:	126	RECORD	PCT. RANK	GAMES	SCHEDULE	OF SCHEDULE	RPI	RPI	RPI	RPI
DIV. I ONLY	11- 10	161	9- 1	271	313	185	185	32	32	
DIV. I NON-CONF.	0- 8	337	0- 0	34	22	266	266	32	32	

TOTALS	RPI 1-25	RPI 26-50	W-L RECORDS	RPI 51-100	RPI 101-999	RPI 201+				
11- 10	0- 1	0- 1	OVERALL	0- 2	11- 6	11- 2				
7- 0	0- 0	0- 0	HOME	0- 0	7- 0	7- 0				
4- 9	0- 1	0- 1	AWAY	0- 1	4- 6	4- 2				
0- 1	0- 0	0- 0	NEUTRAL	0- 1	0- 0	0- 0				
0- 8	0- 1	0- 1	NON-CONFERENCE	0- 2	0- 4	0- 0				
0- 0	0- 0	0- 0	HOME	0- 0	0- 0	0- 0				
0- 7	0- 1	0- 1	AWAY	0- 1	0- 4	0- 0				
0- 1	0- 0	0- 0	NEUTRAL	0- 1	0- 0	0- 0				
11- 2	0- 0	0- 0	CONFERENCE	0- 0	11- 2	11- 2				
7- 0	0- 0	0- 0	HOME	0- 0	7- 0	7- 0				
4- 2	0- 0	0- 0	AWAY	0- 0	4- 2	4- 2				
0- 0	0- 0	0- 0	NEUTRAL	0- 0	0- 0	0- 0				

RPI 1-25				RPI 26-50				RPI 51-100				RPI 101+				Team's RPI: 185
RPI	S	Opponent	Score	RPI	S	Opponent	Score	RPI	S	Opponent	Score	RPI	S	Opponent	Score	
24	A	South Fla.	48 108	48	A	Oklahoma St.	66 94	62	N	Toledo	76 81	102	A	Auburn	47 65	
								66	A	Indiana	49 64	126	A	Bethune-Cookman	56 68	
												137	A	South Ala.	65 69	
												188	A	Wisconsin	74 77	
												233	A	Texas Southern	67 57	
												237	A	Grambling	71 79	
												237	H	Grambling	63 44	
												268	A	Prairie View	62 69	
												302	H	Alabama St.	66 58	
												304	H	Alcorn	64 56	
												310	A	Jackson St.	68 58	
												310	H	Jackson St.	86 76	
												317	H	Alabama A&M	77 62	
												337	A	Mississippi Val.	70 54	
												337	H	Mississippi Val.	66 58	
												339	A	Ark.-Pine Bluff	71 52	
												339	H	Ark.-Pine Bluff	59 46	

LAST 12 Division I GAMES:																
337	H	Mississippi Val.	66 58	302	H	Alabama St.	66 58									
339	H	Ark.-Pine Bluff	59 46	337	A	Mississippi Val.	70 54									
310	A	Jackson St.	68 58	339	A	Ark.-Pine Bluff	71 52									
237	A	Grambling	71 79	310	H	Jackson St.	86 76									
304	H	Alcorn	64 56	237	H	Grambling	63 44									
317	H	Alabama A&M	77 62	268	A	Prairie View	62 69									

Non-Div I Games:

Mobile

86 54

Southern U.

Average RPI Win:	254	WON-LOST	WINNING	LAST 10	STRENGTH OF	OPP. STRENGTH	TEAM	ADJ.	CONF.	ADJ CONF.
Average RPI Loss:	194	RECORD	PCT. RANK	GAMES	SCHEDULE	OF SCHEDULE	RPI	RPI	RPI	RPI
DIV. I ONLY	3- 21	331	1- 9	189	331	327	327	19	19	
DIV. I NON-CONF.	1- 10	327	0- 0	130	339	318	318	13	13	

TOTALS	RPI 1-25	RPI 26-50	W-L RECORDS	RPI 51-100	RPI 101-999	RPI 201+				
3- 21	0- 1	0- 0	OVERALL	0- 1	3- 19	2- 10				
2- 9	0- 0	0- 0	HOME	0- 1	2- 8	1- 4				
1- 12	0- 1	0- 0	AWAY	0- 0	1- 11	1- 6				
0- 0	0- 0	0- 0	NEUTRAL	0- 0	0- 0	0- 0				
1- 10	0- 1	0- 0	NON-CONFERENCE	0- 1	1- 8	1- 5				
1- 4	0- 0	0- 0	HOME	0- 1	1- 3	1- 1				
0- 6	0- 1	0- 0	AWAY	0- 0	0- 5	0- 4				
0- 0	0- 0	0- 0	NEUTRAL	0- 0	0- 0	0- 0				
2- 11	0- 0	0- 0	CONFERENCE	0- 0	2- 11	1- 5				
1- 5	0- 0	0- 0	HOME	0- 0	1- 5	0- 3				
1- 6	0- 0	0- 0	AWAY	0- 0	1- 6	1- 2				
0- 0	0- 0	0- 0	NEUTRAL	0- 0	0- 0	0- 0				

RPI	S	Opponent	Score	RPI	S	Opponent	Score	RPI	S	Opponent	Score	RPI	S	Opponent	Score	Team's RPI: 327
8	A	Oregon	38 98					67	H	UC Davis	59 85	129	A	BYU	67 75	
												134	A	Idaho	51 74	
												147	H	Binghamton	66 72	
												156	A	Idaho St.	39 66	
												156	H	Idaho St.	76 70	
												161	H	UC Irvine	64 71	
												162	H	North Dakota	53 68	
												163	A	Eastern Wash.	41 58	
												172	A	Weber St.	50 65	
												172	H	Weber St.	64 77	
												209	A	San Diego	59 72	
												222	H	CSU Bakersfield	45 46	
												242	A	Montana St.	71 91	
												242	H	Montana St.	57 63	
												246	A	Montana	71 81	
												246	H	Montana	65 74	
												270	A	Grand Canyon	54 59	
												277	A	Arizona	74 76	
												292	H	Utah St.	70 67	
												315	A	Northern Ari z.	60 57	
												315	H	Northern Ari z.	55 72	
												328	A	Utah Valley	61 69	
LAST 12 Division I GAMES:																
162	H	North Dakota	53 68	163	A	Eastern Wash.	41 58									
315	H	Northern Ari z.	55 72	134	A	Idaho	51 74									
156	A	Idaho St.	39 66	315	A	Northern Ari z.	60 57									
172	A	Weber St.	50 65	172	H	Weber St.	64 77									
242	H	Montana St.	57 63	156	H	Idaho St.	76 70									
246	H	Montana	65 74	246	A	Montana	71 81									

Non-Div I Games:

Southern Utah

Average RPI Win:	228	WON-LOST	WINNING	LAST 10	STRENGTH OF	OPP. STRENGTH	TEAM	ADJ.	CONF.	ADJ CONF.
Average RPI Loss:	136	RECORD	PCT. RANK	GAMES	SCHEDULE	OF SCHEDULE	RPI	RPI	RPI	RPI
DIV. I ONLY	7- 19	292	1- 9	127	165	257	257	12	12	
DIV. I NON-CONF.	5- 8	220	0- 0	101	221	196	196	10	10	

TOTALS	RPI 1-25	RPI 26-50	W-L RECORDS	RPI 51-100	RPI 101-999	RPI 201+				
7- 19	0- 1	0- 1	OVERALL	1- 6	6- 11	5- 4				
5- 8	0- 1	0- 0	HOME	1- 2	4- 5	4- 0				
1- 11	0- 0	0- 1	AWAY	0- 4	1- 6	0- 4				
1- 0	0- 0	0- 0	NEUTRAL	0- 0	1- 0	1- 0				
5- 8	0- 1	0- 0	NON-CONFERENCE	1- 3	4- 4	3- 2				
3- 3	0- 1	0- 0	HOME	1- 1	2- 1	2- 0				
1- 5	0- 0	0- 0	AWAY	0- 2	1- 3	0- 2				
1- 0	0- 0	0- 0	NEUTRAL	0- 0	1- 0	1- 0				
2- 11	0- 0	0- 1	CONFERENCE	0- 3	2- 7	2- 2				
2- 5	0- 0	0- 0	HOME	0- 1	2- 4	2- 0				
0- 6	0- 0	0- 1	AWAY	0- 2	0- 3	0- 2				
0- 0	0- 0	0- 0	NEUTRAL	0- 0	0- 0	0- 0				

RPI 1-25				RPI 26-50				RPI 51-100				RPI 101+ Team's RPI: 257			
RPI	S	Opponent	Score	RPI	S	Opponent	Score	RPI	S	Opponent	Score	RPI	S	Opponent	Score
14	H	Buffalo	59 76	36	A	Dayton	59 80	58	A	Duquesne	59 73	111	H	George Mason	63 76
								62	H	Tol edo	39 58	112	A	Sai nt Loui s	55 78
								76	A	Fordham	48 72	124	A	Bucknel l	59 48
								79	A	Navy	48 86	125	H	Del aware	52 53
								80	A	Al bany (NY)	52 69	155	H	Sai nt Joseph' s	64 70
								82	H	Penn St.	65 62	168	H	Davi dson	68 75
								96	H	George Washi ngton	56 63	187	A	Si ena	62 70
												194	H	Ri chmond	57 79
												210	H	Eastern Mi ch.	70 51
												231	A	La Salle	63 66
												240	A	Hofstra	68 71
												241	H	Ni agara	76 58
												282	A	VCU	75 77
												283	H	Massachusetts	69 59
												287	A	Can i si us	69 71
												326	N	UMBC	63 54
												330	H	Rhode Isl and	81 70

LAST 12 Di vi si on I GAMES:															
194	H	Ri chmond	57 79	168	H	Davi dson	68 75								
282	A	VCU	75 77	330	H	Rhode Isl and	81 70								
96	H	George Washi ngton	56 63	231	A	La Salle	63 66								
111	H	George Mason	63 76	36	A	Dayton	59 80								
58	A	Duquesne	59 73	283	H	Massachusetts	69 59								
76	A	Fordham	48 72	155	H	Sai nt Joseph' s	64 70								

Non-Di v I Games:

St. Bonaventure

Average RPI Win:	269	WON-LOST	WINNING	LAST 10	STRENGTH OF	OPP. STRENGTH	TEAM	ADJ.	CONF.	ADJ CONF.
Average RPI Loss:	204	RECORD	PCT. RANK	GAMES	SCHEDULE	OF SCHEDULE	RPI	RPI	RPI	RPI
DIV. I ONLY	10- 14	218	6- 4	310	317	269	269	29	29	
DIV. I NON-CONF.	4- 7	226	0- 0	303	294	281	281	29	29	

TOTALS	RPI 1-25	RPI 26-50	W-L RECORDS	RPI 51-100	RPI 101-999	RPI 201+				
10- 14	0- 0	0- 0	OVERALL	0- 1	10- 13	8- 9				
7- 3	0- 0	0- 0	HOME	0- 0	7- 3	5- 2				
3- 10	0- 0	0- 0	AWAY	0- 1	3- 9	3- 6				
0- 1	0- 0	0- 0	NEUTRAL	0- 0	0- 1	0- 1				
4- 7	0- 0	0- 0	NON-CONFERENCE	0- 1	4- 6	3- 5				
3- 1	0- 0	0- 0	HOME	0- 0	3- 1	2- 1				
1- 5	0- 0	0- 0	AWAY	0- 1	1- 4	1- 3				
0- 1	0- 0	0- 0	NEUTRAL	0- 0	0- 1	0- 1				
6- 7	0- 0	0- 0	CONFERENCE	0- 0	6- 7	5- 4				
4- 2	0- 0	0- 0	HOME	0- 0	4- 2	3- 1				
2- 5	0- 0	0- 0	AWAY	0- 0	2- 5	2- 3				
0- 0	0- 0	0- 0	NEUTRAL	0- 0	0- 0	0- 0				

RPI 1-25				RPI 26-50				RPI 51-100				RPI 101+ Team's RPI: 269			
RPI	S	Opponent	Score	RPI	S	Opponent	Score	RPI	S	Opponent	Score	RPI	S	Opponent	Score
								52	A	St. John's (NY)	49 73	103	A	Seton Hall	50 84
												113	A	Saint Francis (PA)	75 90
												113	H	Saint Francis (PA)	71 94
												145	A	Robert Morris	36 59
												145	H	Robert Morris	49 47
												173	H	Army West Point	73 52
												204	N	Norfolk St.	51 52
												208	H	Morehead St.	59 73
												225	A	Fla. Atlantic	60 80
												235	H	Loyola Maryland	64 47
												252	A	Howard	69 72
												256	A	Manhattan	54 57
												274	A	Mt. St. Mary's	75 56
												274	H	Mt. St. Mary's	82 73
												276	H	Fairleigh Dickinson	62 70
												284	A	LIU Brooklyn	59 61
												290	H	Sacred Heart	63 48
												291	A	Central Conn. St.	78 70
												295	A	Bryant	63 73
												325	A	Wagner	47 50
												325	H	Wagner	80 76
												336	H	Iona	72 63
												348	A	Saint Peter's	64 49

LAST 12 Division I GAMES:															
				145	H	Robert Morris	49 47	295	A	Bryant	63 73				
				113	H	Saint Francis (PA)	71 94	291	A	Central Conn. St.	78 70				
				274	A	Mt. St. Mary's	75 56	325	H	Wagner	80 76				
				325	A	Wagner	47 50	274	H	Mt. St. Mary's	82 73				
				290	H	Sacred Heart	63 48	145	A	Robert Morris	36 59				
				276	H	Fairleigh Dickinson	62 70	113	A	Saint Francis (PA)	75 90				

Non-Div I Games:

St. Francis Brooklyn

Average RPI	Win:	122	WON-LOST	WINNING	LAST 10	STRENGTH OF	OPP. STRENGTH	TEAM	ADJ.	CONF.	ADJ CONF.
Average RPI	Loss:	70	RECORD	PCT. RANK	GAMES	SCHEDULE	OF SCHEDULE	RPI	RPI	RPI	RPI
DIV. I ONLY		16- 11	124	4- 4	18	61	52	52	6	6	
DIV. I NON-CONF.		7- 4	102	0- 1	5	74	29	29	6	6	

TOTALS	RPI 1-25		RPI 26-50		W-L RECORDS		RPI 51-100		RPI 101-999		RPI 201+
16- 11	1- 4		1- 3		OVERALL		3- 1		11- 3		3- 2
10- 3	1- 1		1- 0		HOME		1- 1		7- 1		2- 1
5- 6	0- 1		0- 3		AWAY		2- 0		3- 2		1- 1
1- 2	0- 2		0- 0		NEUTRAL		0- 0		1- 0		0- 0
7- 4	0- 3		0- 0		NON-CONFERENCE		3- 1		4- 0		1- 0
4- 2	0- 1		0- 0		HOME		1- 1		3- 0		1- 0
2- 0	0- 0		0- 0		AWAY		2- 0		0- 0		0- 0
1- 2	0- 2		0- 0		NEUTRAL		0- 0		1- 0		0- 0
9- 7	1- 1		1- 3		CONFERENCE		0- 0		7- 3		2- 2
6- 1	1- 0		1- 0		HOME		0- 0		4- 1		1- 1
3- 6	0- 1		0- 3		AWAY		0- 0		3- 2		1- 1
0- 0	0- 0		0- 0		NEUTRAL		0- 0		0- 0		0- 0

RPI 1-25				RPI 26-50				RPI 51-100				Team's RPI: 52	RPI 101+			
RPI	S	Opponent	Score	RPI	S	Opponent	Score	RPI	S	Opponent	Score		RPI	S	Opponent	Score
14	H	Buffalo	72 73	28	A	Marquette	72 74	51	A	Miami (FL)	74 64		103	A	Seton Hall	57 62
15	N	South Carolina	58 76	32	A	DePaul	67 76	69	H	James Madison	81 64		103	H	Seton Hall	75 56
23	A	Villanova	52 69	43	A	Creighton	39 53	76	H	Fordham	64 67		107	A	Butler	73 55
23	H	Villanova	70 64	43	H	Creighton	72 65	80	A	Albany (NY)	71 66		107	H	Butler	76 38
24	N	South Fla.	59 68										109	N	Western Mich.	76 48
													117	A	Georgetown	71 63
													117	H	Georgetown	64 41
													157	H	William & Mary	92 81
													167	H	Kansas	65 53
													207	A	Providence	68 70
													207	H	Providence	44 49
													214	A	Xavier	67 63
													214	H	Xavier	70 36
													269	H	St. Francis Brooklyn	73 49

LAST 12 Division I GAMES:																
24	N	South Fla.	59 68	207	A	Providence	68 70									
103	H	Seton Hall	75 56	43	A	Creighton	39 53									
117	A	Georgetown	71 63	103	A	Seton Hall	57 62									
23	A	Villanova	52 69	23	H	Villanova	70 64									
214	H	Xavier	70 36	117	H	Georgetown	64 41									
107	H	Butler	76 38	107	A	Butler	73 55									

Non-Div I Games:

St. John's (NY)

Average RPI Win:	116	WON-LOST	WINNING	LAST 10	STRENGTH OF	OPP. STRENGTH	TEAM	ADJ.	CONF.	ADJ CONF.
Average RPI Loss:	22	RECORD	PCT. RANK	GAMES	SCHEDULE	OF SCHEDULE	RPI	RPI	RPI	RPI
DIV. I ONLY	19- 8	66	9- 1	5	20	12	12	5	5	
DIV. I NON-CONF.	6- 6	170	0- 0	4	14	40	40	3	3	

TOTALS	RPI 1-25	RPI 26-50	W-L RECORDS	RPI 51-100	RPI 101-999	RPI 201+				
19- 8	2- 6	5- 1	OVERALL	4- 0	8- 1	4- 0				
12- 2	1- 1	3- 0	HOME	3- 0	5- 1	3- 0				
5- 4	1- 3	2- 1	AWAY	0- 0	2- 0	1- 0				
2- 2	0- 2	0- 0	NEUTRAL	1- 0	1- 0	0- 0				
6- 6	0- 5	0- 0	NON-CONFERENCE	2- 0	4- 1	2- 0				
3- 2	0- 1	0- 0	HOME	1- 0	2- 1	2- 0				
1- 2	0- 2	0- 0	AWAY	0- 0	1- 0	0- 0				
2- 2	0- 2	0- 0	NEUTRAL	1- 0	1- 0	0- 0				
13- 2	2- 1	5- 1	CONFERENCE	2- 0	4- 0	2- 0				
9- 0	1- 0	3- 0	HOME	2- 0	3- 0	1- 0				
4- 2	1- 1	2- 1	AWAY	0- 0	1- 0	1- 0				
0- 0	0- 0	0- 0	NEUTRAL	0- 0	0- 0	0- 0				

RPI 1-25				RPI 26-50				RPI 51-100				RPI 101+			
RPI	S	Opponent	Score	RPI	S	Opponent	Score	RPI	S	Opponent	Score	RPI	S	Opponent	Score
1	N	UConn	53 78	38	A	Arizona St.	66 73	78	N	Belmont	74 53	101	H	Western Ill.	64 71
5	A	Baylor	57 81	38	H	Arizona St.	74 50	91	H	UNLV	74 33	141	N	Kent St.	79 54
7	A	Ohio St.	64 85	39	H	Cal i forni a	74 69	92	H	Washington St.	70 57	142	H	Col orado	62 53
7	N	Ohio St.	82 94	41	A	Oregon St.	60 57	94	H	Utah	70 49	154	A	San Franci sco	86 66
8	A	Oregon	78 65	50	A	Southern Cal i forni a	59 55					180	H	Washi ngton	71 45
9	A	UCLA	53 64	50	H	Southern Cal i forni a	72 65					222	H	CSU Bakersfi el d	57 34
9	H	UCLA	76 65									227	H	UC Ri versi de	53 43
10	H	Tennessee	71 83									277	A	Ari zona	61 46
												277	H	Ari zona	79 42
LAST 12 Division I GAMES:															
				39	H	Cal i forni a	74 69	38	H	Ari zona St.	74 50				
				142	H	Col orado	62 53	9	A	UCLA	53 64				
				94	H	Utah	70 49	50	A	Southern Cal i forni a	59 55				
				8	A	Oregon	78 65	180	H	Washi ngton	71 45				
				41	A	Oregon St.	60 57	92	H	Washington St.	70 57				
				277	H	Ari zona	79 42	38	A	Ari zona St.	66 73				

Non-Div I Games:

Stanford

Stetson

Stetson

Stetson				Through Games Of Feb. 16, 2018						
Average RPI Win: 232		WON-LOST RECORD	WINNING PCT. RANK	LAST 10 GAMES	STRENGTH OF SCHEDULE	OPP. STRENGTH OF SCHEDULE	TEAM RPI	ADJ. RPI	CONF. RPI	ADJ CONF. RPI
Average RPI Loss: 136										
DIV. I ONLY		13- 12	166	6- 4	224	176	183	183	22	22
DIV. I NON-CONF.		7- 7	170	1- 0	122	101	147	147	21	21

TOTALS		RPI 1-25	RPI 26-50	W-L RECORDS	RPI 51-100	RPI 101-999	RPI 201+			
13- 12	0- 2		0- 2	OVERALL	0- 3	13- 5	8- 4			
7- 2	0- 0		0- 0	HOME	0- 1	7- 1	4- 0			
4- 6	0- 2		0- 1	AWAY	0- 1	4- 2	3- 2			
2- 4	0- 0		0- 1	NEUTRAL	0- 1	2- 2	1- 2			
7- 7	0- 2		0- 1	NON-CONFERENCE	0- 1	7- 3	2- 2			
4- 1	0- 0		0- 0	HOME	0- 0	4- 1	1- 0			
1- 2	0- 2		0- 0	AWAY	0- 0	1- 0	0- 0			
2- 4	0- 0		0- 1	NEUTRAL	0- 1	2- 2	1- 2			
6- 5	0- 0		0- 1	CONFERENCE	0- 2	6- 2	6- 2			
3- 1	0- 0		0- 0	HOME	0- 1	3- 0	3- 0			
3- 4	0- 0		0- 1	AWAY	0- 1	3- 2	3- 2			
0- 0	0- 0		0- 0	NEUTRAL	0- 0	0- 0	0- 0			

RPI 1-25				RPI 26-50				RPI 51-100				RPI 101+ Team's RPI: 183			
RPI	S	Opponent	Score	RPI	S	Opponent	Score	RPI	S	Opponent	Score	RPI	S	Opponent	Score
6	A	Florida St.	39 84	44	N	Western Ky.	58 66	89	A	Jacksonville	63 73	116	H	Chattanooga	78 67
11	A	Texas	59 95	49	A	FGCU	40 80	89	H	Jacksonville	54 61	133	H	Texas St.	61 54
								97	N	Wright St.	59 64	143	A	SIUE	65 61
												160	N	Florida	85 71
												184	H	High Point	64 69
												194	H	Richmond	72 67
												207	N	Providence	45 56
												229	A	North Florida	68 51
												229	H	North Florida	68 55
												243	H	Northern Ky.	67 56
												264	A	Lipscomb	59 55
												271	N	UMKC	50 67
												285	A	USC Upstate	64 69
												285	H	USC Upstate	62 61
												301	A	Kennesaw St.	49 66
												329	N	Delaware St.	58 43
												343	A	NJIT	72 53
												343	H	NJIT	73 55

LAST 12 Division I GAMES:															
285	A	USC Upstate	64 69	301	A	Kennesaw St.	49 66								
343	A	NJIT	72 53	264	A	Lipscomb	59 55								
89	H	Jacksonville	54 61	343	H	NJIT	73 55								
229	A	North Florida	68 51	285	H	USC Upstate	62 61								
89	A	Jacksonville	63 73	49	A	FGCU	40 80								
229	H	North Florida	68 55	329	N	Delaware St.	58 43								

Non-Div I Games: Thomas (GA) 92 41 Webber Int'l 67 30

Stetson

Average RPI Win:	271	WON-LOST	WINNING	LAST 10	STRENGTH OF	OPP. STRENGTH	TEAM	ADJ.	CONF.	ADJ CONF.
Average RPI Loss:	128	RECORD	PCT. RANK	GAMES	SCHEDULE	OF SCHEDULE	RPI	RPI	RPI	RPI
DIV. I ONLY	15- 11	134	7- 3	298	235	203	203	20	20	
DIV. I NON-CONF.	7- 5	132	0- 0	333	250	226	226	24	24	

TOTALS	RPI 1-25	RPI 26-50	W-L RECORDS	RPI 51-100	RPI 101-999	RPI 201+				
15- 11	0- 0	0- 1	OVERALL	1- 4	14- 6	12- 1				
8- 5	0- 0	0- 0	HOME	1- 1	7- 4	7- 0				
7- 6	0- 0	0- 1	AWAY	0- 3	7- 2	5- 1				
0- 0	0- 0	0- 0	NEUTRAL	0- 0	0- 0	0- 0				
7- 5	0- 0	0- 1	NON-CONFERENCE	0- 1	7- 3	7- 1				
4- 1	0- 0	0- 0	HOME	0- 0	4- 1	4- 0				
3- 4	0- 0	0- 1	AWAY	0- 1	3- 2	3- 1				
0- 0	0- 0	0- 0	NEUTRAL	0- 0	0- 0	0- 0				
8- 6	0- 0	0- 0	CONFERENCE	1- 3	7- 3	5- 0				
4- 4	0- 0	0- 0	HOME	1- 1	3- 3	3- 0				
4- 2	0- 0	0- 0	AWAY	0- 2	4- 0	2- 0				
0- 0	0- 0	0- 0	NEUTRAL	0- 0	0- 0	0- 0				

RPI 1-25	RPI 26-50	RPI 51-100	RPI 101+	Team's RPI: 203
RPI S Opponent Score	RPI S Opponent Score	RPI S Opponent Score	RPI S Opponent Score	Score
	31 A Syracuse 70 81	65 A Harvard 53 60	131 H Yale 71 77	
		80 A Albany (NY) 58 64	147 A Binghamton 67 59	
		80 H Albany (NY) 68 72	147 H Binghamton 64 69	
		83 A Maine 56 64	158 A Hartford 66 58	
		83 H Maine 76 68	158 H Hartford 68 75	
			177 H New Hampshire 50 51	
			192 A Northwestern 36 68	
			240 A Hofstra 73 49	
			256 H Manhattan 74 59	
			267 A Cornell 40 48	
			276 A Fairleigh Dickinson 56 51	
			288 H Vermont 80 57	
			291 H Central Conn. St. 60 55	
			321 A Ga. Southern 68 49	
			325 H Wagner 69 50	
			326 A UMBC 69 44	
			326 H UMBC 53 49	
			336 H Iona 63 46	
			345 A UMass Lowell 63 60	
			345 H UMass Lowell 59 50	
LAST 12 Division I GAMES:				
	326 H UMBC 53 49	80 A Albany (NY) 58 64		
	83 H Maine 76 68	345 H UMass Lowell 59 50		
	345 A UMass Lowell 63 60	177 H New Hampshire 50 51		
	147 H Binghamton 64 69	147 A Binghamton 67 59		
	158 A Hartford 66 58	288 H Vermont 80 57		
	326 A UMBC 69 44	80 H Albany (NY) 68 72		

Non-Div I Games: Farmingdale St. 76 25

Stony Brook

Average RPI Win:	151	WON-LOST	WINNING	LAST 10	STRENGTH OF	OPP. STRENGTH	TEAM	ADJ.	CONF.	ADJ CONF.
Average RPI Loss:	26	RECORD	PCT. RANK	GAMES	SCHEDULE	OF SCHEDULE	RPI	RPI	RPI	RPI
DIV. I ONLY	19- 7	53	6- 4	50	22	31	31	1	1	
DIV. I NON-CONF.	12- 1	6	0- 0	160	88	34	34	1	1	

TOTALS	RPI 1-25	RPI 26-50	W-L RECORDS	RPI 51-100	RPI 101-999	RPI 201+				
19- 7	2- 4	0- 1	OVERALL	5- 2	12- 0	5- 0				
12- 2	2- 1	0- 0	HOME	2- 1	8- 0	4- 0				
4- 4	0- 2	0- 1	AWAY	3- 1	1- 0	0- 0				
3- 1	0- 1	0- 0	NEUTRAL	0- 0	3- 0	1- 0				
12- 1	0- 1	0- 0	NON-CONFERENCE	3- 0	9- 0	5- 0				
7- 0	0- 0	0- 0	HOME	1- 0	6- 0	4- 0				
2- 0	0- 0	0- 0	AWAY	2- 0	0- 0	0- 0				
3- 1	0- 1	0- 0	NEUTRAL	0- 0	3- 0	1- 0				
7- 6	2- 3	0- 1	CONFERENCE	2- 2	3- 0	0- 0				
5- 2	2- 1	0- 0	HOME	1- 1	2- 0	0- 0				
2- 4	0- 2	0- 1	AWAY	1- 1	1- 0	0- 0				
0- 0	0- 0	0- 0	NEUTRAL	0- 0	0- 0	0- 0				

RPI 1-25				RPI 26-50				Team's RPI: 31				RPI 51-100				RPI 101+			
RPI	S	Opponent	Score	RPI	S	Opponent	Score	RPI	S	Opponent	Score	RPI	S	Opponent	Score	RPI	S	Opponent	Score
2	A	Notre Dame	72 87	30	A	Virginia	63 68	51	A	Miami (FL)	67 72	128	N	Vanderbilt	84 78				
3	N	Mississippi St.	65 76					57	H	Drexel	72 62	136	H	Clemson	86 51				
4	H	Louisville	77 84					64	H	Georgia Tech	88 77	158	H	Hartford	75 63				
6	H	Florida St.	76 69					73	H	Virginia Tech	64 73	166	H	Pittsburgh	70 52				
19	A	NC State	56 60					91	A	UNLV	69 55	188	N	Wisconsin	77 74				
20	H	Duke	68 65					96	A	George Washington	74 62	192	H	Northwestern	81 74				
								98	A	Wake Forest	71 61	201	A	Boston College	75 57				
												203	H	Stony Brook	81 70				
												259	H	Morgan St.	95 68				
												265	H	Colgate	79 39				
												266	N	Coastal Caro.	69 57				
												278	H	UMES	68 45				
LAST 12 Division I GAMES:																			
20	H	Duke	68 65	166	H	Pittsburgh	70 52												
98	A	Wake Forest	71 61	51	A	Miami (FL)	67 72												
4	H	Louisville	77 84	19	A	NC State	56 60												
73	H	Virginia Tech	64 73	6	H	Florida St.	76 69												
201	A	Boston College	75 57	64	H	Georgia Tech	88 77												
136	H	Clemson	86 51	30	A	Virginia	63 68												

Non-Div I Games:

Syracuse

TCUTCU

TCU

Average RPI Win: 216

Average RPI Loss: 69

WON-LOST
RECORDWINNING
PCT. RANKLAST 10
GAMESSTRENGTH OF
SCHEDULEOPP. STRENGTH
OF SCHEDULETEAM
RPIADJ.
RPICONF.
RPIADJ CONF.
RPIDIV. I ONLY
DIV. I NON-CONF.10- 15
8- 5227
1111- 9
0- 187
18073
93191
172191
1728
78
7

TOTALS

RPI 1-25

RPI 26-50

W-L RECORDS

RPI 51-100

RPI 101-999

RPI 201+

10- 15

0- 6

0- 2

OVERALL

1- 3

9- 4

4- 0

8- 9

0- 5

0- 1

HOME

1- 2

7- 1

2- 0

2- 6

0- 0

0- 0

AWAY

0- 1

2- 0

2- 0

0- 0

0- 0

0- 0

NEUTRAL

0- 0

0- 0

0- 0

8- 5

0- 3

0- 0

NON-CONFERENCE

1- 1

7- 1

4- 0

6- 5

0- 3

0- 0

HOME

1- 1

5- 1

2- 0

2- 0

0- 0

0- 0

AWAY

0- 0

2- 0

2- 0

0- 0

0- 0

0- 0

NEUTRAL

0- 0

0- 0

0- 0

2- 10

0- 3

0- 2

CONFERENCE

0- 2

2- 3

0- 0

2- 4

0- 2

0- 1

HOME

0- 1

2- 0

0- 0

0- 6

0- 1

0- 1

AWAY

0- 1

0- 3

0- 0

0- 0

0- 0

0- 0

NEUTRAL

0- 0

0- 0

0- 0

RPI 1-25

RPI 26-50

RPI 51-100

RPI 101+

Team's RPI: 191

RPI	S	Opponent	Score
1	H	UConn	57 113
15	H	South Carolina	60 87
22	H	Rutgers	67 84
23	H	Villanova	65 69
24	A	South Fla.	60 76
24	H	South Fla.	73 89

RPI	S	Opponent	Score
46	A	UCF	46 76
46	H	UCF	57 64

RPI	S	Opponent	Score
59	H	Houston	75 99
65	H	Harvard	86 64
74	H	Penn	59 74
100	A	Tulane	65 69

RPI	S	Opponent	Score
132	A	Cincinnati	72 80
138	H	Ole Miss	48 64
149	A	Wichita St.	81 88
155	H	Saint Joseph's	69 66
159	H	Marist	83 77
171	H	Tulsa	76 75
186	A	SMU	56 60
186	H	SMU	55 52
198	H	Hampton	65 56
231	A	La Salle	69 52
325	H	Wagner	70 36
329	H	Delaware St.	96 72
336	A	Iona	59 54

LAST 12 Division I GAMES:

149	A	Wichita St.	81 88	74	H	Penn	59 74
46	H	UCF	57 64	1	H	UConn	57 113
100	A	Tulane	65 69	59	H	Houston	75 99
171	H	Tulsa	76 75	132	A	Cincinnati	72 80
186	A	SMU	56 60	24	H	South Fla.	73 89
24	A	South Fla.	60 76	186	H	SMU	55 52

Non-Div I Games:

Temple

Loss,
 Non-Conf, S Site,
 H Home
A Away
 N Neutral

Average RPI	Win:	105	WON-LOST	WINNING	LAST 10	STRENGTH OF	OPP. STRENGTH	TEAM	ADJ.	CONF.	ADJ CONF.
Average RPI	Loss:	27	RECORD	PCT. RANK	GAMES	SCHEDULE	OF SCHEDULE	RPI	RPI	RPI	RPI
DIV. I ONLY		21- 5	24	6- 4	11	7	10	10	2	2	
DIV. I NON-CONF.		12- 1	6	0- 1	13	32	3	3	2	2	

TOTALS	RPI 1-25		RPI 26-50		W-L RECORDS		RPI 51-100		RPI 101-999		RPI 201+
21- 5	4- 3		3- 1		OVERALL		3- 1		11- 0		2- 0
12- 2	2- 1		1- 0		HOME		1- 1		8- 0		1- 0
6- 3	2- 2		0- 1		AWAY		1- 0		3- 0		1- 0
3- 0	0- 0		2- 0		NEUTRAL		1- 0		0- 0		0- 0
12- 1	2- 1		2- 0		NON-CONFERENCE		2- 0		6- 0		2- 0
7- 0	1- 0		0- 0		HOME		1- 0		5- 0		1- 0
2- 1	1- 1		0- 0		AWAY		0- 0		1- 0		1- 0
3- 0	0- 0		2- 0		NEUTRAL		1- 0		0- 0		0- 0
9- 4	2- 2		1- 1		CONFERENCE		1- 1		5- 0		0- 0
5- 2	1- 1		1- 0		HOME		0- 1		3- 0		0- 0
4- 2	1- 1		0- 1		AWAY		1- 0		2- 0		0- 0
0- 0	0- 0		0- 0		NEUTRAL		0- 0		0- 0		0- 0

RPI	S	Opponent	Score	RPI	S	Opponent	Score	RPI	S	Opponent	Score	RPI	S	Opponent	Score
2	A	Notre Dame	70 84	26	A	LSU	59 70	69	H	James Madison	89 60	102	H	Auburn	70 59
3	H	Mississippi St.	52 71	27	H	Georgia	62 46	71	N	South Dakota	69 49	105	A	Arkansas	90 85
11	H	Texas	82 75	28	N	Marquette	101 99	85	H	Alabama	63 72	119	H	Central Ark.	77 34
12	A	Stanford	83 71	48	N	Oklahoma St.	79 69	95	A	Kentucky	63 49	128	A	Vanderbilt	74 64
15	A	South Carolina	86 70									128	H	Vanderbilt	86 73
21	A	Texas A&M	76 79									130	H	ETSU	87 49
21	H	Texas A&M	82 67									138	H	Ole Miss	75 66
												149	H	Wichita St.	68 56
												179	H	Troy	131 69
												302	H	Alabama St.	104 51
												319	A	Long Beach St.	90 61

LAST 12 Division I GAMES:															
85	H	Alabama	63 72	138	H	Ole Miss	75 66								
27	H	Georgia	62 46	3	H	Mississippi St.	52 71								
105	A	Arkansas	90 85	2	A	Notre Dame	70 84								
128	A	Vanderbilt	74 64	15	A	South Carolina	86 70								
21	H	Texas A&M	82 67	21	A	Texas A&M	76 79								
26	A	LSU	59 70	128	H	Vanderbilt	86 73								

Non-Div I Games:

Tennessee

Average RPI Win:	301	WON-LOST	WINNING	LAST 10	STRENGTH OF	OPP. STRENGTH	TEAM	ADJ.	CONF.	ADJ CONF.
Average RPI Loss:	195	RECORD	PCT. RANK	GAMES	SCHEDULE	OF SCHEDULE	RPI	RPI	RPI	RPI
DIV. I ONLY	4- 19	315	2- 8	244	323	332	332	25	25	
DIV. I NON-CONF.	1- 7	310	0- 0	178	293	328	328	27	27	

TOTALS	RPI 1-25	RPI 26-50	W-L RECORDS	RPI 51-100	RPI 101-999	RPI 201+				
4- 19	0- 1	0- 1	OVERALL	0- 1	4- 16	4- 8				
3- 10	0- 0	0- 1	HOME	0- 1	3- 8	3- 5				
1- 9	0- 1	0- 0	AWAY	0- 0	1- 8	1- 3				
0- 0	0- 0	0- 0	NEUTRAL	0- 0	0- 0	0- 0				
1- 7	0- 1	0- 1	NON-CONFERENCE	0- 0	1- 5	1- 2				
1- 4	0- 0	0- 1	HOME	0- 0	1- 3	1- 2				
0- 3	0- 1	0- 0	AWAY	0- 0	0- 2	0- 0				
0- 0	0- 0	0- 0	NEUTRAL	0- 0	0- 0	0- 0				
3- 12	0- 0	0- 0	CONFERENCE	0- 1	3- 11	3- 6				
2- 6	0- 0	0- 0	HOME	0- 1	2- 5	2- 3				
1- 6	0- 0	0- 0	AWAY	0- 0	1- 6	1- 3				
0- 0	0- 0	0- 0	NEUTRAL	0- 0	0- 0	0- 0				

RPI 1-25				RPI 26-50				RPI 51-100				RPI 101+ Team's RPI: 332			
RPI	S	Opponent	Score	RPI	S	Opponent	Score	RPI	S	Opponent	Score	RPI	S	Opponent	Score
4	A	Louisville	56 95	40	H	Ball St.	65 85	78	H	Belmont	70 87	143	A	SIUE	63 74
												143	H	SIUE	76 88
												179	H	Troy	66 95
												181	A	UT Martin	68 80
												190	A	Arkansas St.	62 68
												196	A	Jacksonville St.	61 62
												196	H	Jacksonville St.	56 75
												197	A	Memphis	75 79
												208	A	Morehead St.	81 97
												208	H	Morehead St.	69 71
												228	A	Southeast Mo. St.	66 71
												236	H	Austin Peay	59 75
												264	H	Lipscomb	71 64
												293	A	Eastern Ky.	59 58
												298	H	Murray St.	73 85
												300	H	Tennessee Tech	76 66
												317	H	Alabama A&M	75 77
												324	H	Marshall	65 71
												346	A	Eastern Ill.	59 66
												346	H	Eastern Ill.	86 68

LAST 12 Division I GAMES:															
208	H	Morehead St.	69 71	143	H	SIUE	76 88								
196	A	Jacksonville St.	61 62	298	H	Murray St.	73 85								
78	H	Belmont	70 87	236	H	Austin Peay	59 75								
293	A	Eastern Ky.	59 58	143	A	SIUE	63 74								
208	A	Morehead St.	81 97	346	A	Eastern Ill.	59 66								
346	H	Eastern Ill.	86 68	300	H	Tennessee Tech	76 66								

Non-Div I Games: Fisk 93 48

Tennessee St.

Average RPI Win:	280	WON-LOST	WINNING	LAST 10	STRENGTH OF	OPP. STRENGTH	TEAM	ADJ.	CONF.	ADJ CONF.
Average RPI Loss:	176	RECORD	PCT. RANK	GAMES	SCHEDULE	OF SCHEDULE	RPI	RPI	RPI	RPI
DIV. I ONLY	4- 20	319	2- 8	151	309	300	300	25	25	
DIV. I NON-CONF.	1- 8	313	0- 0	95	207	289	289	27	27	

TOTALS	RPI 1-25	RPI 26-50	W-L RECORDS	RPI 51-100	RPI 101-999	RPI 201+				
4- 20	0- 0	0- 1	OVERALL	0- 5	4- 14	3- 9				
2- 9	0- 0	0- 0	HOME	0- 2	2- 7	2- 5				
2- 11	0- 0	0- 1	AWAY	0- 3	2- 7	1- 4				
0- 0	0- 0	0- 0	NEUTRAL	0- 0	0- 0	0- 0				
1- 8	0- 0	0- 1	NON-CONFERENCE	0- 3	1- 4	1- 1				
1- 3	0- 0	0- 0	HOME	0- 1	1- 2	1- 1				
0- 5	0- 0	0- 1	AWAY	0- 2	0- 2	0- 0				
0- 0	0- 0	0- 0	NEUTRAL	0- 0	0- 0	0- 0				
3- 12	0- 0	0- 0	CONFERENCE	0- 2	3- 10	2- 8				
1- 6	0- 0	0- 0	HOME	0- 1	1- 5	1- 4				
2- 6	0- 0	0- 0	AWAY	0- 1	2- 5	1- 4				
0- 0	0- 0	0- 0	NEUTRAL	0- 0	0- 0	0- 0				

RPI 1-25				RPI 26-50				RPI 51-100				RPI 101+				Team's RPI: 300			
RPI	S	Opponent	Score	RPI	S	Opponent	Score	RPI	S	Opponent	Score	RPI	S	Opponent	Score				
				27	A	Georgi a	48 56					70	H	IUPUI	54 68	123	A	Middle Tenn.	44 58
												78	A	Bel mont	59 78	130	A	ETSU	55 74
												78	H	Bel mont	60 68	139	H	Radford	41 60
												95	A	Kentucky	54 82	143	A	SIUE	58 65
												97	A	Wri ght St.	59 82	181	H	UT Martin	51 67
																196	A	Jacksonville St.	60 58
																208	A	Morehead St.	51 53
																208	H	Morehead St.	67 74
																228	H	Southeast Mo. St.	66 70
																236	A	Austin Peay	52 53
																236	H	Austin Peay	63 59
																264	H	Lipscomb	57 61
																293	A	Eastern Ky.	53 55
																293	H	Eastern Ky.	68 76
																298	H	Murray St.	63 72
																332	A	Tennessee St.	66 76
																341	H	Winthrop	70 41
																346	A	Eastern Ill.	60 57
LAST 12 Division I GAMES:																			
				236	A	Austin Peay	52 53					228	H	Southeast Mo. St.	66 70				
				78	H	Belmont	60 68					208	A	Morehead St.	51 53				
				196	A	Jacksonville St.	60 58					293	A	Eastern Ky.	53 55				
				346	A	Eastern Ill.	60 57					298	H	Murray St.	63 72				
				143	A	SIUE	58 65					236	H	Austin Peay	63 59				
				181	H	UT Martin	51 67					332	A	Tennessee St.	66 76				

Non-Div I Games: Cumberland (TN) 83 52 Tenn. Wesleyan 84 66

Tennessee Tech

Average RPI Win:	133	WON-LOST	WINNING	LAST 10	STRENGTH OF	OPP. STRENGTH	TEAM	ADJ.	CONF.	ADJ CONF.
Average RPI Loss:	23	RECORD	PCT. RANK	GAMES	SCHEDULE	OF SCHEDULE	RPI	RPI	RPI	RPI
DIV. I ONLY	21- 4	13	8- 2	28	13	11	11	4	4	
DIV. I NON-CONF.	9- 2	33	0- 1	44	20	23	23	5	5	

TOTALS	RPI 1-25	RPI 26-50	W-L RECORDS	RPI 51-100	RPI 101-999	RPI 201+				
21- 4	1- 3	4- 0	OVERALL	5- 1	11- 0	5- 0				
13- 1	1- 1	1- 0	HOME	3- 0	8- 0	4- 0				
6- 3	0- 2	2- 0	AWAY	2- 1	2- 0	1- 0				
2- 0	0- 0	1- 0	NEUTRAL	0- 0	1- 0	0- 0				
9- 2	1- 2	2- 0	NON-CONFERENCE	0- 0	6- 0	3- 0				
6- 1	1- 1	0- 0	HOME	0- 0	5- 0	3- 0				
1- 1	0- 1	1- 0	AWAY	0- 0	0- 0	0- 0				
2- 0	0- 0	1- 0	NEUTRAL	0- 0	1- 0	0- 0				
12- 2	0- 1	2- 0	CONFERENCE	5- 1	5- 0	2- 0				
7- 0	0- 0	1- 0	HOME	3- 0	3- 0	1- 0				
5- 2	0- 1	1- 0	AWAY	2- 1	2- 0	1- 0				
0- 0	0- 0	0- 0	NEUTRAL	0- 0	0- 0	0- 0				

RPI	S	Opponent	Score	RPI	S	Opponent	Score	RPI	S	Opponent	Score	RPI	S	Opponent	Score
1	H	UConn	71 75	26	N	LSU	75 66	54	A	West Virginia	73 55	104	H	Iowa St.	87 55
5	A	Baylor	56 81	27	A	Georgia	81 53	54	H	West Virginia	79 58	167	A	Kansas	55 41
6	H	Florida St.	87 72	29	A	Oklahoma	88 78	77	A	TCU	77 79	167	H	Kansas	79 62
10	A	Tennessee	75 82	48	H	Oklahoma St.	84 79	77	H	TCU	92 65	175	H	Louisiana Tech	88 54
								86	A	Kansas St.	75 64	180	N	Washington	92 68
								86	H	Kansas St.	76 54	183	H	Stetson	95 59
												220	A	Texas Tech	90 39
												220	H	Texas Tech	87 72
												263	H	McNeese	100 34
												294	H	UTSA	120 70
												322	H	Northwestern St.	68 44

LAST 12 Division I GAMES:															
220	H	Texas Tech	87 72	5	A	Baylor	56 81	220	A	Texas Tech	90 39	1	H	UConn	71 75
86	H	Kansas St.	76 54									167	H	Kansas	79 62
54	A	West Virginia	73 55									77	A	TCU	77 79
77	H	TCU	92 65									86	A	Kansas St.	75 64
167	A	Kansas	55 41												
104	H	Iowa St.	87 55												

Non-Div I Games:

Texas

Average RPI	Win:	123	WON-LOST	WINNING	LAST 10	STRENGTH OF	OPP. STRENGTH	TEAM	ADJ.	CONF.	ADJ CONF.
Average RPI	Loss:	21	RECORD	PCT. RANK	GAMES	SCHEDULE	OF SCHEDULE	RPI	RPI	RPI	RPI
DIV. I ONLY		20- 7		49	7- 3	12	37	21	21	2	2
DIV. I NON-CONF.		11- 3		45	0- 0	17	78	30	30	2	2

TOTALS	RPI 1-25		RPI 26-50		W-L RECORDS	RPI 51-100		RPI 101-999		RPI 201+	
20- 7	1- 4		2- 2		OVERALL	5- 1		12- 0		3- 0	
14- 3	1- 1		1- 1		HOME	4- 1		8- 0		1- 0	
5- 3	0- 2		1- 1		AWAY	1- 0		3- 0		1- 0	
1- 1	0- 1		0- 0		NEUTRAL	0- 0		1- 0		1- 0	
11- 3	0- 2		1- 0		NON-CONFERENCE	3- 1		7- 0		3- 0	
8- 2	0- 1		0- 0		HOME	3- 1		5- 0		1- 0	
2- 0	0- 0		1- 0		AWAY	0- 0		1- 0		1- 0	
1- 1	0- 1		0- 0		NEUTRAL	0- 0		1- 0		1- 0	
9- 4	1- 2		1- 2		CONFERENCE	2- 0		5- 0		0- 0	
6- 1	1- 0		1- 1		HOME	1- 0		3- 0		0- 0	
3- 3	0- 2		0- 1		AWAY	1- 0		2- 0		0- 0	
0- 0	0- 0		0- 0		NEUTRAL	0- 0		0- 0		0- 0	

RPI	S	Opponent	Score	RPI	S	Opponent	Score	RPI	S	Opponent	Score	RPI	S	Opponent	Score
8	H	Oregon	68 83	26	A	LSU	78 80	54	H	West Virginia	56 70	102	A	Auburn	82 73
8	N	Oregon	62 84	26	H	LSU	69 59	59	H	Houston	83 65	102	H	Auburn	78 59
10	A	Tennessee	67 82	27	H	Georgia	84 92	77	H	TCU	71 58	118	H	Little Rock	66 49
10	H	Tennessee	79 76	50	A	Southern California	75 74	85	A	Alabama	73 54	119	H	Central Ark.	72 61
15	A	South Carolina	59 61					93	H	Rice	82 76	128	A	Vanderbilt	91 67
								95	H	Kentucky	74 70	138	H	Ole Miss	83 54
												160	H	Florida	85 80
												169	H	Louisiana	83 62
												186	H	SMU	79 57
												220	A	Texas Tech	90 56
												254	N	Hawaii	103 59
												268	H	Prairie View	98 70

LAST 12 Division I GAMES:															
160	H	Florida	85 80	26	H	LSU	69 59	85	A	Alabama	73 54				
26	A	LSU	78 80	27	H	Georgia	84 92	10	H	Tennessee	79 76				
138	H	Ole Miss	83 54	102	A	Auburn	82 73	102	A	Auburn	82 73				
102	H	Auburn	78 59	95	H	Kentucky	74 70								
10	A	Tennessee	67 82												
128	A	Vanderbilt	91 67												

Non-Div I Games:

Texas A&M

Average RPI Win: 299

Average RPI Loss: 182

WON-LOST
RECORDWINNING
PCT. RANKLAST 10
GAMESSTRENGTH OF
SCHEDULEOPP. STRENGTH
OF SCHEDULETEAM
RPIADJ.
RPICONF.
RPIADJ CONF.
RPIDIV. I ONLY
DIV. I NON-CONF.12- 9
3- 6137
2392- 1
0- 0338
308339
176233
261233
26132
3232
32

TOTALS

RPI 1-25

RPI 26-50

W-L RECORDS

RPI 51-100

RPI 101-999

RPI 201+

12- 9

0- 0

0- 0

OVERALL

0- 1

12- 8

12- 3

5- 3

0- 0

0- 0

HOME

0- 0

5- 3

5- 1

5- 6

0- 0

0- 0

AWAY

0- 1

5- 5

5- 2

2- 0

0- 0

0- 0

NEUTRAL

0- 0

2- 0

2- 0

3- 6

0- 0

0- 0

NON-CONFERENCE

0- 1

3- 5

3- 1

0- 1

0- 0

0- 0

HOME

0- 0

0- 1

0- 0

1- 5

0- 0

0- 0

AWAY

0- 1

1- 4

1- 1

2- 0

0- 0

0- 0

NEUTRAL

0- 0

2- 0

2- 0

9- 3

0- 0

0- 0

CONFERENCE

0- 0

9- 3

9- 2

5- 2

0- 0

0- 0

HOME

0- 0

5- 2

5- 1

4- 1

0- 0

0- 0

AWAY

0- 0

4- 1

4- 1

0- 0

0- 0

0- 0

NEUTRAL

0- 0

0- 0

0- 0

RPI 1-25

RPI 26-50

RPI 51-100

RPI 101+

Team's RPI: 233

RPI S Opponent Score

RPI S Opponent Score

RPI S Opponent Score

RPI S Opponent Score

98 A Wake Forest 56 73

133 H Texas St. 56 70

138 A Ole Miss 58 73

151 A UTEP 55 65

167 A Kansas 37 72

185 H Southern U. 57 67

226 A New Orleans 69 72

237 A Grambling 73 63

237 H Grambling 66 56

239 N New Mexico St. 66 50

268 A Prairie View 48 65

268 H Prairie View 56 61

302 A Alabama St. 71 39

304 H Alcorn 91 57

310 A Jackson St. 77 74

310 H Jackson St. 71 66

317 A Alabama A&M 55 49

322 N Northwestern St. 56 43

334 A Sam Houston St. 77 58

337 H Mississippi Val. 55 39

339 H Ark.-Pine Bluff 58 52

LAST 12 Division I GAMES:

237 H Grambling 66 56

337 H Mississippi Val. 55 39

310 H Jackson St. 71 66

237 A Grambling 73 63

268 A Prairie View 48 65

310 A Jackson St. 77 74

302 A Alabama St. 71 39

268 H Prairie View 56 61

317 A Alabama A&M 55 49

304 H Alcorn 91 57

339 H Ark.-Pine Bluff 58 52

185 H Southern U. 57 67

Non-Div I Games:

Wiley

74 36

Paul Quinn

85 59

Texas Southern

Loss, Non-Conf, S Site, H Home A Away N Neutral

Average RPI Win: 250

Average RPI Loss: 147

WON-LOST
RECORDWINNING
PCT. RANKLAST 10
GAMESSTRENGTH OF
SCHEDULEOPP. STRENGTH
OF SCHEDULETEAM
RPIADJ.
RPICONF.
RPIADJ CONF.
RPIDIV. I ONLY
DIV. I NON-CONF.17- 8
7- 475
1027- 3
0- 0289
268240
254133
142133
14223
2323
23

TOTALS

RPI 1-25

RPI 26-50

W-L RECORDS

RPI 51-100

RPI 101-999

RPI 201+

17- 8
8- 2
9- 5
0- 10- 0
0- 0
0- 0
0- 00- 0
0- 0
0- 0
0- 0OVERALL
HOME
AWAY
NEUTRAL0- 2
0- 1
0- 0
0- 017- 6
8- 1
9- 0
0- 112- 1
5- 0
7- 0
0- 07- 4
3- 1
4- 2
0- 10- 0
0- 0
0- 0
0- 00- 0
0- 0
0- 0
0- 0NON-CONFERENCE
HOME
AWAY
NEUTRAL0- 2
0- 1
0- 1
0- 07- 2
3- 0
4- 1
0- 16- 0
2- 0
4- 0
0- 010- 4
5- 1
5- 3
0- 00- 0
0- 0
0- 0
0- 00- 0
0- 0
0- 0
0- 0CONFERENCE
HOME
AWAY
NEUTRAL0- 0
0- 0
0- 0
0- 010- 4
5- 1
5- 3
0- 06- 1
3- 0
3- 1
0- 0

RPI 1-25

RPI 26-50

RPI 51-100

RPI 101+

Team's RPI: 133

RPI S Opponent Score

RPI S Opponent Score

RPI S Opponent Score

RPI S Opponent Score

59 H Houston 67 72
77 A TCU 58 82118 A Little Rock 48 63
126 N Bethune-Cookman 56 62
137 H South Ala. 78 63
146 H Fresno St. 76 59
169 A Louisiana 56 53
169 H Louisiana 58 65
178 A UT Arlington 59 61
179 H Troy 83 75
183 A Stetson 54 61
190 A Arkansas St. 67 55
220 A Texas Tech 87 70
233 A Texas Southern 70 56
258 A Appalachian St. 69 54
258 H Appalachian St. 92 50
266 A Coastal Caro. 64 65
266 H Coastal Caro. 78 69
268 H Prairie View 84 57
294 H UTSA 91 38
312 A Incarnate Word 74 33
320 A Georgia St. 83 63
321 A Ga. Southern 81 56
334 A Sam Houston St. 73 41
338 H La.-Monroe 86 52

LAST 12 Division I GAMES:

169 A Louisiana 56 53
178 A UT Arlington 59 61
258 H Appalachian St. 92 50
266 H Coastal Caro. 78 69
320 A Georgia St. 83 63
321 A Ga. Southern 81 56
169 H Louisiana 58 65
338 H La.-Monroe 86 52
118 A Little Rock 48 63
190 A Arkansas St. 67 55
179 H Troy 83 75
137 H South Ala. 78 63T
e
x
a
s
S
t
.T
e
x
a
s
S
t
.

Non-Div I Games:

Texas St.

Loss, Non-Conf, S Site, H Home A Away N Neutral

Average RPI Win:	298	WON-LOST	WINNING	LAST 10	STRENGTH OF	OPP. STRENGTH	TEAM	ADJ.	CONF.	ADJ CONF.
Average RPI Loss:	57	RECORD	PCT. RANK	GAMES	SCHEDULE	OF SCHEDULE	RPI	RPI	RPI	RPI
DIV. I ONLY	7- 18	284	1- 9	60	83	220	220	4	4	
DIV. I NON-CONF.	6- 5	153	0- 0	276	292	260	260	5	5	

TOTALS	RPI 1-25	RPI 26-50	W-L RECORDS	RPI 51-100	RPI 101-999	RPI 201+				
7- 18	0- 5	0- 4	OVERALL	0- 6	7- 3	6- 0				
6- 10	0- 3	0- 3	HOME	0- 1	6- 3	6- 0				
1- 8	0- 2	0- 1	AWAY	0- 5	1- 0	0- 0				
0- 0	0- 0	0- 0	NEUTRAL	0- 0	0- 0	0- 0				
6- 5	0- 1	0- 1	NON-CONFERENCE	0- 2	6- 1	6- 0				
6- 3	0- 1	0- 1	HOME	0- 0	6- 1	6- 0				
0- 2	0- 0	0- 0	AWAY	0- 2	0- 0	0- 0				
0- 0	0- 0	0- 0	NEUTRAL	0- 0	0- 0	0- 0				
1- 13	0- 4	0- 3	CONFERENCE	0- 4	1- 2	0- 0				
0- 7	0- 2	0- 2	HOME	0- 1	0- 2	0- 0				
1- 6	0- 2	0- 1	AWAY	0- 3	1- 0	0- 0				
0- 0	0- 0	0- 0	NEUTRAL	0- 0	0- 0	0- 0				

RPI 1-25				RPI 26-50				RPI 51-100				RPI 101+ Team's RPI: 220			
RPI	S	Opponent	Score	RPI	S	Opponent	Score	RPI	S	Opponent	Score	RPI	S	Opponent	Score
5	A	Bayl or	49 97	26	H	LSU	40 48	54	A	West Vi rgin ia	52 82	104	H	Iowa St.	54 66
5	H	Bayl or	44 90	29	H	Okl ahoma	52 73	54	H	West Vi rgin ia	60 74	133	H	Texas St.	70 87
11	A	Texas	72 87	48	A	Okl ahoma St.	62 80	59	A	Houston	75 79	167	A	Kansas	68 56
11	H	Texas	39 90	48	H	Okl ahoma St.	57 98	77	A	TCU	72 93	167	H	Kansas	47 60
21	H	Texas A&M	56 90					86	A	Kansas St.	69 83	268	H	Prai ri e Vi ew	89 60
								87	A	New Mexi co	56 90	311	H	UTRGV	80 64
												312	H	Incarnate Word	80 54
												339	H	Ark. -Pine Bluff	74 47
												344	H	Florida A&M	82 63
												345	H	UMass Lowell	93 65
LAST 12 Division I GAMES:															
11	A	Texas	72 87	11	H	Texas	39 90	167	A	Kansas	68 56				
54	H	West Vi rgin ia	60 74	104	H	Iowa St.	54 66	29	H	Okl ahoma	52 73				
86	A	Kansas St.	69 83	77	A	TCU	72 93	77	A	TCU	72 93				
5	H	Bayl or	44 90	167	H	Kansas	47 60								
48	A	Okl ahoma St.	62 80												
54	A	West Vi rgin ia	52 82												

Non-Div I Games:

Texas Tech

Average RPI Win:	159	WON-LOST	WINNING	LAST 10	STRENGTH OF	OPP. STRENGTH	TEAM	ADJ.	CONF.	ADJ CONF.
Average RPI Loss:	68	RECORD	PCT. RANK	GAMES	SCHEDULE	OF SCHEDULE	RPI	RPI	RPI	RPI
DIV. I ONLY	15- 10	116	1- 4	38	91	62	62	7	7	
DIV. I NON-CONF.	9- 3	61	1- 1	55	160	33	33	8	8	

TOTALS	RPI 1-25	RPI 26-50	W-L RECORDS	RPI 51-100	RPI 101-999	RPI 201+				
15- 10	0- 4	2- 1	OVERALL	2- 3	11- 2	5- 1				
9- 2	0- 1	2- 0	HOME	2- 0	5- 1	1- 0				
5- 7	0- 3	0- 0	AWAY	0- 3	5- 1	4- 1				
1- 1	0- 0	0- 1	NEUTRAL	0- 0	1- 0	0- 0				
9- 3	0- 1	1- 1	NON-CONFERENCE	1- 1	7- 0	3- 0				
5- 0	0- 0	1- 0	HOME	1- 0	3- 0	0- 0				
3- 2	0- 1	0- 0	AWAY	0- 1	3- 0	3- 0				
1- 1	0- 0	0- 1	NEUTRAL	0- 0	1- 0	0- 0				
6- 7	0- 3	1- 0	CONFERENCE	1- 2	4- 2	2- 1				
4- 2	0- 1	1- 0	HOME	1- 0	2- 1	1- 0				
2- 5	0- 2	0- 0	AWAY	0- 2	2- 1	1- 1				
0- 0	0- 0	0- 0	NEUTRAL	0- 0	0- 0	0- 0				

RPI 1-25				RPI 26-50				RPI 51-100				Team's RPI: 62				RPI 101+			
RPI	S	Opponent	Score	RPI	S	Opponent	Score	RPI	S	Opponent	Score	RPI	S	Opponent	Score	RPI	S	Opponent	Score
4	A	Louisville	55 90	36	H	Dayton	68 50	58	A	Duquesne	54 73	109	A	Western Mich.	78 73				
14	A	Buffalo	69 87	40	H	Ball St.	72 66	83	A	Ohio	61 78	110	H	Cleveland St.	65 56				
14	H	Buffalo	73 84	44	N	Western Ky.	56 70	83	H	Ohio	75 57	113	H	Saint Francis (PA)	74 66				
25	A	Central Mich.	47 85					83	H	Maine	65 64	127	H	Northern Ill.	63 60				
								90	A	Miami (OH)	58 67	141	H	Kent St.	55 62				
												169	H	Louisiana	79 55				
												185	N	Southern U.	81 76				
												205	A	Bowling Green	77 67				
												210	A	Eastern Mich.	57 70				
												213	H	Akron	60 54				
												257	A	St. Bonaventure	58 39				
												318	A	Detroit Mercy	81 64				
												336	A	Iona	74 57				
LAST 12 Division I GAMES:																			
169	H	Louisiana	79 55	205	A	Bowling Green	77 67	141	H	Kent St.	55 62								
4	A	Louisville	55 90	14	A	Buffalo	69 87	40	H	Ball St.	72 66								
25	A	Central Mich.	47 85	127	H	Northern Ill.	63 60	83	H	Ohio	75 57								
90	A	Miami (OH)	58 67																
14	H	Buffalo	73 84																
109	A	Western Mich.	78 73																

Non-Div I Games:

Toledo

T
o
w
s
o
n

Towson			Through Games Of Feb. 16, 2018								
Average RPI	Win:	255	WON-LOST RECORD	WINNING PCT. RANK	LAST 10 GAMES	STRENGTH OF SCHEDULE	OPP. STRENGTH OF SCHEDULE	TEAM RPI	ADJ. RPI	CONF. RPI	ADJ CONF. RPI
Average RPI	Loss:	142									
DIV. I ONLY			9- 16	252	3- 7	254	163	262	262	10	10
DIV. I NON-CONF.			5- 6	187	0- 0	338	253	297	297	12	12

TOTALS		RPI 1-25		RPI 26-50		W-L RECORDS	RPI 51-100	RPI 101-999		RPI 201+	
9- 16		0- 0		0- 0		OVERALL	0- 6	9- 10		7- 4	
5- 7		0- 0		0- 0		HOME	0- 3	5- 4		4- 2	
3- 8		0- 0		0- 0		AWAY	0- 3	3- 5		2- 2	
1- 1		0- 0		0- 0		NEUTRAL	0- 0	1- 1		1- 0	
5- 6		0- 0		0- 0		NON-CONFERENCE	0- 1	5- 5		4- 3	
3- 2		0- 0		0- 0		HOME	0- 1	3- 1		2- 1	
1- 3		0- 0		0- 0		AWAY	0- 0	1- 3		1- 2	
1- 1		0- 0		0- 0		NEUTRAL	0- 0	1- 1		1- 0	
4- 10		0- 0		0- 0		CONFERENCE	0- 5	4- 5		3- 1	
2- 5		0- 0		0- 0		HOME	0- 2	2- 3		2- 1	
2- 5		0- 0		0- 0		AWAY	0- 3	2- 2		1- 0	
0- 0		0- 0		0- 0		NEUTRAL	0- 0	0- 0		0- 0	

T
o
w
s
o
n

RPI 1-25				RPI 26-50				RPI 51-100				RPI 101+ Team's RPI: 262					
RPI	S	Opponent	Score	RPI	S	Opponent	Score	RPI	S	Opponent	Score	RPI	S	Opponent	Score		
								56	A	Elon	61	84	125	A	Delaware	49	51
								56	H	Elon	45	71	135	A	Northeastern	61	79
								57	A	Drexel	53	78	135	H	Northeastern	61	70
								69	A	James Madison	45	69	139	N	Radford	66	69
								69	H	James Madison	55	64	155	H	Saint Joseph's	90	66
								96	H	George Washington	43	66	157	A	William & Mary	67	66
													157	H	William & Mary	63	75
													166	A	Pittsburgh	63	81
													204	A	Norfolk St.	76	86
													235	A	Loyola Maryland	76	67
													240	H	Hofstra	73	72
													253	A	Col. of Charleston	83	58
													253	H	Col. of Charleston	67	80
													261	H	UNCW	72	71
													265	H	Colgate	61	65
													283	A	Massachusetts	49	72
													325	H	Wagner	64	42
													326	H	UMBC	95	64
													339	N	Ark. -Pine Bluff	70	44

LAST 12 Division I GAMES:																	
135	A	Northeastern	61	79	253	A	Col. of Charleston	83	58								
69	H	James Madison	55	64	56	A	Elon	61	84								
240	H	Hofstra	73	72	125	A	Delaware	49	51								
157	H	William & Mary	63	75	261	H	UNCW	72	71								
57	A	Drexel	53	78	157	A	William & Mary	67	66								
56	H	Elon	45	71	69	A	James Madison	45	69								

Non-Div I Games:

Towson

Average RPI Win:	234	WON-LOST	WINNING	LAST 10	STRENGTH OF	OPP. STRENGTH	TEAM	ADJ.	CONF.	ADJ CONF.
Average RPI Loss:	150	RECORD	PCT. RANK	GAMES	SCHEDULE	OF SCHEDULE	RPI	RPI	RPI	RPI
DIV. I ONLY	11- 11	175	6- 4	240	186	179	179	23	23	
DIV. I NON-CONF.	3- 6	239	0- 0	218	62	196	196	23	23	

TOTALS	RPI 1-25	RPI 26-50	W-L RECORDS	RPI 51-100	RPI 101-999	RPI 201+				
11- 11	0- 1	0- 0	OVERALL	1- 1	10- 9	6- 2				
7- 1	0- 0	0- 0	HOME	1- 0	6- 1	3- 1				
4- 9	0- 1	0- 0	AWAY	0- 1	4- 7	3- 1				
0- 1	0- 0	0- 0	NEUTRAL	0- 0	0- 1	0- 0				
3- 6	0- 1	0- 0	NON-CONFERENCE	1- 1	2- 4	2- 0				
1- 0	0- 0	0- 0	HOME	1- 0	0- 0	0- 0				
2- 5	0- 1	0- 0	AWAY	0- 1	2- 3	2- 0				
0- 1	0- 0	0- 0	NEUTRAL	0- 0	0- 1	0- 0				
8- 5	0- 0	0- 0	CONFERENCE	0- 0	8- 5	4- 2				
6- 1	0- 0	0- 0	HOME	0- 0	6- 1	3- 1				
2- 4	0- 0	0- 0	AWAY	0- 0	2- 4	1- 1				
0- 0	0- 0	0- 0	NEUTRAL	0- 0	0- 0	0- 0				

RPI 1-25				RPI 26-50				RPI 51-100				RPI 101+				Team's RPI: 179
RPI	S	Opponent	Score	RPI	S	Opponent	Score	RPI	S	Opponent	Score	RPI	S	Opponent	Score	
10	A	Tennessee	69 131					89	H	Jacksonville	89 88	118	H	Little Rock	76 70	
								100	A	Tulane	75 106	123	A	Middle Tenn.	57 73	
												133	A	Texas St.	75 83	
												137	A	South Ala.	68 79	
												137	H	South Ala.	82 71	
												138	A	Ole Miss	93 96	
												148	A	Samford	73 80	
												148	N	Samford	76 82	
												169	A	Louisiana	62 55	
												178	A	UT Arlington	57 76	
												190	H	Arkansas St.	95 78	
												258	H	Appalachian St.	81 74	
												266	A	Coastal Caro.	71 84	
												266	H	Coastal Caro.	92 97	
												302	A	Alabama St.	93 63	
												320	H	Georgia St.	90 86	
												321	H	Ga. Southern	88 47	
												332	A	Tennessee St.	95 66	
												338	A	La.-Monroe	86 79	
LAST 12 Division I GAMES:																
266	A	Coastal Caro.	71 84	266	H	Coastal Caro.	92 97									
118	H	Little Rock	76 70	258	H	Appalachian St.	81 74									
190	H	Arkansas St.	95 78	137	A	South Ala.	68 79									
137	H	South Ala.	82 71	133	A	Texas St.	75 83									
169	A	Louisiana	62 55	178	A	UT Arlington	57 76									
338	A	La.-Monroe	86 79	320	H	Georgia St.	90 86									

Non-Div I Games: Montevallo 130 50 Stillman 89 62

Troy

T
u
l
a
n
e

Tulane				Through Games Of Feb. 16, 2018							
Average RPI	Win:	178	WON-LOST RECORD	WINNING PCT. RANK	LAST 10 GAMES	STRENGTH OF SCHEDULE	OPP. STRENGTH OF SCHEDULE	TEAM RPI	ADJ. RPI	CONF. RPI	ADJ CONF. RPI
Average RPI	Loss:	68									
DIV. I ONLY			12- 13	191	3- 7	36	82	100	100	8	8
DIV. I NON-CONF.			8- 5	111	0- 0	93	85	87	87	7	7

TOTALS		RPI 1-25	RPI 26-50		W-L RECORDS		RPI 51-100	RPI 101-999	RPI 201+		
12- 13	0- 4	0- 3		OVERALL		1- 2	11- 4	4- 0			
8- 4	0- 1	0- 1		HOME		0- 1	8- 1	2- 0			
3- 7	0- 0	0- 0		AWAY		1- 0	2- 0	1- 0			
1- 2	0- 0	0- 1		NEUTRAL		0- 0	1- 1	1- 0			
8- 5	0- 1	0- 2		NON-CONFERENCE		1- 0	7- 2	3- 0			
5- 1	0- 0	0- 1		HOME		0- 0	5- 0	1- 0			
2- 2	0- 1	0- 0		AWAY		1- 0	1- 1	1- 0			
1- 2	0- 0	0- 1		NEUTRAL		0- 0	1- 1	1- 0			
4- 8	0- 3	0- 1		CONFERENCE		0- 2	4- 2	1- 0			
3- 3	0- 1	0- 0		HOME		0- 1	3- 1	1- 0			
1- 5	0- 2	0- 1		AWAY		0- 1	1- 1	0- 0			
0- 0	0- 0	0- 0		NEUTRAL		0- 0	0- 0	0- 0			

RPI 1-25				RPI 26-50				RPI 51-100				Team's RPI: 100				RPI 101+			
RPI	S	Opponent	Score	RPI	S	Opponent	Score	RPI	S	Opponent	Score	RPI	S	Opponent	Score	RPI	S	Opponent	Score
1	A	UConn	45 98	26	H	LSU	50 73	59	A	Houston	48 72	104	N	Iowa St.	64 67				
19	A	NC State	55 79	36	N	Dayton	65 71	59	H	Houston	92 98	123	H	Middle Tenn.	62 44				
24	A	South Fla.	46 75	46	A	UCF	51 59	83	A	Maine	42 34	128	H	Vanderbilt	71 59				
24	H	South Fla.	53 63									132	A	Cincinnati	52 83				
												149	H	Wichita St.	56 64				
												151	H	UTEP	67 56				
												171	A	Tulsa	72 63				
												171	H	Tulsa	70 39				
												179	H	Troy	106 75				
												191	H	Temple	69 65				
												199	A	Southern Miss.	58 66				
												202	H	East Carolina	64 58				
												226	H	New Orleans	79 56				
												247	N	San Diego St.	80 46				
												263	A	McNeese	70 66				
LAST 12 Division I GAMES:																			
132	A	Cincinnati	52 83	171	H	Tulsa	70 39												
191	H	Temple	69 65	46	A	UCF	51 59												
24	H	South Fla.	53 63	149	H	Wichita St.	56 64												
59	A	Houston	48 72	59	H	Houston	92 98												
1	A	UConn	45 98	171	A	Tulsa	72 63												
202	H	East Carolina	64 58	24	A	South Fla.	46 75												

Non-Div I Games:

Tulane

Average RPI Win: **164**
 Average RPI Loss: **120**

WON-LOST
RECORD

WINNING
PCT. RANK

LAST 10
GAMES

STRENGTH OF
SCHEDULE

OPP. STRENGTH
OF SCHEDULE

TEAM
RPI

ADJ.
RPI

CONF.
RPI

ADJ CONF.
RPI

DIV. I ONLY	9- 15	246	2- 8	67	104	171	171	8	8
DIV. I NON-CONF.	6- 6	170	0- 0	69	302	131	131	7	7

TOTALS	RPI 1-25	RPI 26-50	W-L RECORDS	RPI 51-100	RPI 101-999	RPI 201+			
9- 15	0- 2	0- 1	OVERALL	2- 4	7- 8	2- 2			
5- 7	0- 1	0- 1	HOME	1- 3	4- 2	2- 0			
3- 8	0- 1	0- 0	AWAY	1- 1	2- 6	0- 2			
1- 0	0- 0	0- 0	NEUTRAL	0- 0	1- 0	0- 0			
6- 6	0- 0	0- 0	NON-CONFERENCE	1- 2	5- 4	2- 1			
3- 3	0- 0	0- 0	HOME	0- 2	3- 1	2- 0			
2- 3	0- 0	0- 0	AWAY	1- 0	1- 3	0- 1			
1- 0	0- 0	0- 0	NEUTRAL	0- 0	1- 0	0- 0			
3- 9	0- 2	0- 1	CONFERENCE	1- 2	2- 4	0- 1			
2- 4	0- 1	0- 1	HOME	1- 1	1- 1	0- 0			
1- 5	0- 1	0- 0	AWAY	0- 1	1- 3	0- 1			
0- 0	0- 0	0- 0	NEUTRAL	0- 0	0- 0	0- 0			

RPI 1-25				RPI 26-50				RPI 51-100				RPI 101+ Team's RPI: 171			
RPI	S	Opponent	Score	RPI	S	Opponent	Score	RPI	S	Opponent	Score	RPI	S	Opponent	Score
1	A	UConn	60 78	46	H	UCF	44 47	55	H	American	67 72	105	A	Arkansas	41 67
24	H	South Fla.	57 71					59	H	Houston	83 77	112	A	Saint Louis	66 77
								71	A	South Dakota	64 61	118	A	Little Rock	74 61
								78	H	Belmont	65 90	132	H	Cincinnati	64 51
								100	A	Tulane	39 70	147	N	Binghamton	60 55
								100	H	Tulane	63 72	149	A	Wichita St.	67 62
												186	A	SMU	70 74
												190	H	Arkansas St.	68 58
												191	A	Temple	75 76
												193	H	Oral Roberts	41 53
												197	H	Memphis	48 69
												202	A	East Carolina	67 73
												215	A	North Texas	43 66
												271	H	UMKC	76 52
												339	H	Ark.-Pine Bluff	87 37
LAST 12 Division I GAMES:															
59	H	Houston	83 77	1	A	UConn	60 78	197	H	Memphis	48 69	202	A	East Carolina	67 73
186	A	SMU	70 74	46	H	UCF	44 47	100	H	Tulane	63 72	132	H	Cincinnati	64 51
191	A	Temple	75 76	24	H	South Fla.	57 71	149	A	Wichita St.	67 62				
24	H	South Fla.	57 71												
46	H	UCF	44 47												
100	A	Tulane	39 70												

Non-Div I Games:

Alas. Anchorage

53

59

Tul sa

Average RPI Win:	209	WON-LOST	WINNING	LAST 10	STRENGTH OF	OPP. STRENGTH	TEAM	ADJ.	CONF.	ADJ CONF.
Average RPI Loss:	154	RECORD	PCT. RANK	GAMES	SCHEDULE	OF SCHEDULE	RPI	RPI	RPI	RPI
DIV. I ONLY	19- 3	9	9- 1	219	208	68	68	18	18	
DIV. I NON-CONF.	9- 2	33	0- 0	301	211	103	103	19	19	

TOTALS	RPI 1-25	RPI 26-50	W-L RECORDS	RPI 51-100	RPI 101-999	RPI 201+				
19- 3	0- 0	1- 0	OVERALL	1- 1	17- 2	10- 0				
9- 1	0- 0	1- 0	HOME	1- 0	7- 1	5- 0				
9- 1	0- 0	0- 0	AWAY	0- 0	9- 1	4- 0				
1- 1	0- 0	0- 0	NEUTRAL	0- 1	1- 0	1- 0				
9- 2	0- 0	0- 0	NON-CONFERENCE	0- 1	9- 1	5- 0				
5- 0	0- 0	0- 0	HOME	0- 0	5- 0	3- 0				
3- 1	0- 0	0- 0	AWAY	0- 0	3- 1	1- 0				
1- 1	0- 0	0- 0	NEUTRAL	0- 1	1- 0	1- 0				
10- 1	0- 0	1- 0	CONFERENCE	1- 0	8- 1	5- 0				
4- 1	0- 0	1- 0	HOME	1- 0	2- 1	2- 0				
6- 0	0- 0	0- 0	AWAY	0- 0	6- 0	3- 0				
0- 0	0- 0	0- 0	NEUTRAL	0- 0	0- 0	0- 0				

RPI 1-25				RPI 26-50				RPI 51-100				Team's RPI: 68				RPI 101+			
RPI	S	Opponent	Score	RPI	S	Opponent	Score	RPI	S	Opponent	Score	RPI	S	Opponent	Score	RPI	S	Opponent	Score
				44	H	Western Ky.	79 61					66	N	Indiana	63 71	123	A	Middle Tenn.	59 51
												93	H	Rice	70 63	137	A	South Ala.	78 66
																144	H	Southern Ill.	76 66
																148	H	Samford	77 53
																151	A	UTEP	84 64
																175	A	Louisiana Tech	66 61
																184	A	High Point	77 61
																197	A	Memphis	62 64
																199	H	Southern Miss.	63 80
																206	N	UC Santa Barbara	67 54
																215	H	North Texas	68 52
																225	H	Fla. Atlantic	90 57
																258	A	Appalachian St.	70 59
																280	A	Old Dominion	74 61
																302	H	Alabama St.	61 44
																308	A	FIU	71 61
																317	H	Alabama A&M	85 58
																324	A	Marshall	69 62
																337	H	Mississippi Val.	87 72
LAST 12 Division I GAMES:																			
				93	H	Rice	70 63					215	H	North Texas	68 52				
				324	A	Marshall	69 62					199	H	Southern Miss.	63 80				
				175	A	Louisiana Tech	66 61					44	H	Western Ky.	79 61				
				151	A	UTEP	84 64					123	A	Middle Tenn.	59 51				
				225	H	Fla. Atlantic	90 57					280	A	Old Dominion	74 61				
				308	A	FIU	71 61					137	A	South Ala.	78 66				

Non-Div I Games: Tuskegee 105 50 Miles 85 42

UAB

UC Davis				Through Games Of Feb. 16, 2018							
Average RPI Win: 206		WON-LOST RECORD	WINNING PCT. RANK	LAST 10 GAMES	STRENGTH OF SCHEDULE	OPP. STRENGTH OF SCHEDULE	TEAM RPI	ADJ. RPI	CONF. RPI	ADJ CONF. RPI	
Average RPI Loss: 95											
DIV. I ONLY		21- 4	13	9- 1	227	144	67	67	21	21	
DIV. I NON-CONF.		10- 3	52	0- 0	158	65	57	57	20	20	

TOTALS		RPI 1-25	RPI 26-50	W-L RECORDS		RPI 51-100	RPI 101-999	RPI 201+			
21- 4		0- 0	0- 2	OVERALL		2- 1	19- 1	12- 1			
12- 1		0- 0	0- 1	HOME		1- 0	11- 0	8- 0			
8- 3		0- 0	0- 1	AWAY		1- 1	7- 1	4- 1			
1- 0		0- 0	0- 0	NEUTRAL		0- 0	1- 0	0- 0			
10- 3		0- 0	0- 2	NON-CONFERENCE		2- 1	8- 0	4- 0			
5- 1		0- 0	0- 1	HOME		1- 0	4- 0	2- 0			
4- 2		0- 0	0- 1	AWAY		1- 1	3- 0	2- 0			
1- 0		0- 0	0- 0	NEUTRAL		0- 0	1- 0	0- 0			
11- 1		0- 0	0- 0	CONFERENCE		0- 0	11- 1	8- 1			
7- 0		0- 0	0- 0	HOME		0- 0	7- 0	6- 0			
4- 1		0- 0	0- 0	AWAY		0- 0	4- 1	2- 1			
0- 0		0- 0	0- 0	NEUTRAL		0- 0	0- 0	0- 0			

RPI 1-25				RPI 26-50				RPI 51-100				Team's RPI: 67				RPI 101+			
RPI	S	Opponent	Score	RPI	S	Opponent	Score	RPI	S	Opponent	Score	RPI	S	Opponent	Score	RPI	S	Opponent	Score
				41	A	Oregon St.	47 61	72	A	Saint Mary's (CA)	74 50	120	H	Portland St.	79 67				
				46	H	UCF	55 62	76	A	Fordham	62 70	131	N	Yale	71 61				
								92	H	Washington St.	91 76	153	A	Cal Poly	80 76				
												153	H	Cal Poly	85 77				
												154	H	San Francisco	72 55				
												161	A	UC Irvine	76 67				
												164	A	Pacific	90 58				
												206	A	UC Santa Barbara	68 61				
												206	H	UC Santa Barbara	69 63				
												218	A	CSUN	71 75				
												218	H	CSUN	72 46				
												221	A	Seattle U	79 53				
												227	H	UC Riverside	74 63				
												232	H	Pepperdine	69 64				
												254	H	Hawaii	76 52				
												272	H	Sacramento St.	79 72				
												316	H	Cal St. Fullerton	67 53				
												319	A	Long Beach St.	83 71				
												319	H	Long Beach St.	79 49				
												327	A	Southern Utah	85 59				

LAST 12 Division I GAMES:																			
				319	H	Long Beach St.	79 49	316	H	Cal St. Fullerton	67 53								
				218	H	CSUN	72 46	153	A	Cal Poly	80 76								
				153	H	Cal Poly	85 77	206	A	UC Santa Barbara	68 61								
				218	A	CSUN	71 75	227	H	UC Riverside	74 63								
				319	A	Long Beach St.	83 71	254	H	Hawaii	76 52								
				206	H	UC Santa Barbara	69 63	161	A	UC Irvine	76 67								

Non-Div I Games:

UC Irvine				Through Games Of Feb. 16, 2018							
Average RPI	Win:	252	WON-LOST	WINNING	LAST 10	STRENGTH OF	OPP. STRENGTH	TEAM	ADJ.	CONF.	ADJ CONF.
Average RPI	Loss:	129	RECORD	PCT. RANK	GAMES	SCHEDULE	OF SCHEDULE	RPI	RPI	RPI	RPI
DIV. I ONLY			16- 8	81	9- 1	296	201	161	161	21	21
DIV. I NON-CONF.			7- 6	165	1- 0	291	231	218	218	20	20

TOTALS	RPI 1-25			RPI 26-50		W-L RECORDS	RPI 51-100	RPI 101-999		RPI 201+	
16- 8	0- 0			0- 0		OVERALL	0- 3	16- 5		15- 1	
8- 3	0- 0			0- 0		HOME	0- 1	8- 2		7- 0	
8- 3	0- 0			0- 0		AWAY	0- 2	8- 1		8- 0	
0- 2	0- 0			0- 0		NEUTRAL	0- 0	0- 2		0- 1	
7- 6	0- 0			0- 0		NON-CONFERENCE	0- 2	7- 4		7- 1	
3- 2	0- 0			0- 0		HOME	0- 0	3- 2		3- 0	
4- 2	0- 0			0- 0		AWAY	0- 2	4- 0		4- 0	
0- 2	0- 0			0- 0		NEUTRAL	0- 0	0- 2		0- 1	
9- 2	0- 0			0- 0		CONFERENCE	0- 1	9- 1		8- 0	
5- 1	0- 0			0- 0		HOME	0- 1	5- 0		4- 0	
4- 1	0- 0			0- 0		AWAY	0- 0	4- 1		4- 0	
0- 0	0- 0			0- 0		NEUTRAL	0- 0	0- 0		0- 0	

RPI 1-25				RPI 26-50				RPI 51-100				RPI 101+ Team's RPI: 161			
RPI	S	Opponent	Score	RPI	S	Opponent	Score	RPI	S	Opponent	Score	RPI	S	Opponent	Score
								67	H	UC Davis	67 76	120	H	Portland St.	72 82
								87	A	New Mexico	61 83	149	N	Wichita St.	53 76
								91	A	UNLV	54 73	153	A	Cal Poly	76 79
												153	H	Cal Poly	107 66
												156	H	Idaho St.	72 78
												206	H	UC Santa Barbara	77 74
												212	N	Illinois	59 65
												218	H	CSUN	56 47
												221	A	Seattle U	84 79
												222	A	CSU Bakersfield	72 59
												227	A	UC Riverside	81 71
												227	H	UC Riverside	76 63
												232	H	Pepperdine	75 74
												247	A	San Diego St.	67 65
												254	A	Hawaii	74 67
												254	H	Hawaii	70 66
												292	H	Utah St.	87 84
												313	H	Portland	63 52
												316	A	Cal St. Fullerton	76 60
												319	A	Long Beach St.	100 81
												327	A	Southern Utah	71 64

LAST 12 Division I GAMES:															
				153	H	Cal Poly	107 66	254	H	Hawaii	70 66				
				227	H	UC Riverside	76 63	153	A	Cal Poly	76 79				
				319	A	Long Beach St.	100 81	206	H	UC Santa Barbara	77 74				
				316	A	Cal St. Fullerton	76 60	254	A	Hawaii	74 67				
				218	H	CSUN	56 47	67	H	UC Davis	67 76				
				227	A	UC Riverside	81 71	222	A	CSU Bakersfield	72 59				

Non-Div I Games: Chapman 92 57

Average RPI Win:	222	WON-LOST	WINNING	LAST 10	STRENGTH OF	OPP. STRENGTH	TEAM	ADJ.	CONF.	ADJ CONF.
Average RPI Loss:	125	RECORD	PCT. RANK	GAMES	SCHEDULE	OF SCHEDULE	RPI	RPI	RPI	RPI
DIV. I ONLY	8- 18	270	4- 6	101	143	227	227	21	21	
DIV. I NON-CONF.	3- 11	289	0- 0	46	42	195	195	20	20	

TOTALS	RPI 1-25	RPI 26-50	W-L RECORDS	RPI 51-100	RPI 101-999	RPI 201+				
8- 18	0- 2	0- 3	OVERALL	1- 2	7- 11	6- 3				
6- 5	0- 0	0- 1	HOME	0- 0	6- 4	6- 0				
1- 11	0- 2	0- 2	AWAY	0- 2	1- 5	0- 2				
1- 2	0- 0	0- 0	NEUTRAL	1- 0	0- 2	0- 1				
3- 11	0- 2	0- 3	NON-CONFERENCE	1- 1	2- 5	1- 1				
1- 3	0- 0	0- 1	HOME	0- 0	1- 2	1- 0				
1- 6	0- 2	0- 2	AWAY	0- 1	1- 1	0- 0				
1- 2	0- 0	0- 0	NEUTRAL	1- 0	0- 2	0- 1				
5- 7	0- 0	0- 0	CONFERENCE	0- 1	5- 6	5- 2				
5- 2	0- 0	0- 0	HOME	0- 0	5- 2	5- 0				
0- 5	0- 0	0- 0	AWAY	0- 1	0- 4	0- 2				
0- 0	0- 0	0- 0	NEUTRAL	0- 0	0- 0	0- 0				

RPI 1-25				RPI 26-50				RPI 51-100				RPI 101+ Team's RPI: 227			
RPI	S	Opponent	Score	RPI	S	Opponent	Score	RPI	S	Opponent	Score	RPI	S	Opponent	Score
9	A	UCLA	48 68	37	A	Minnesota	75 101	67	A	UC Davis	63 74	104	A	Iowa St.	66 89
12	A	Stanford	43 53	38	A	Arizona St.	48 73	71	A	South Dakota	66 75	146	A	Fresno St.	68 56
				50	H	Southern Cal i forni a	46 64	91	N	UNLV	95 88	151	H	UTEP	62 73
												152	H	Loyola Marymount	59 67
												153	A	Cal Poly	73 91
												153	H	Cal Poly	82 87
												161	A	UC Irvine	63 76
												161	H	UC Irvine	71 81
												186	N	SMU	51 73
												206	H	UC Santa Barbara	84 76
												218	A	CSUN	55 60
												218	H	CSUN	69 58
												222	H	CSU Bakersfi eld	68 65
												254	A	Hawai i	57 63
												254	H	Hawai i	79 57
												272	N	Sacramento St.	72 99
												316	H	Cal St. Fullerton	63 50
												319	H	Long Beach St.	77 53

LAST 12 Division I GAMES:															
218	H	CSUN	69 58	218	A	CSUN	55 60								
161	A	UC Irvine	63 76	254	H	Hawai i	79 57								
206	H	UC Santa Barbara	84 76	316	H	Cal St. Fullerton	63 50								
153	A	Cal Poly	73 91	67	A	UC Davis	63 74								
254	A	Hawai i	57 63	319	H	Long Beach St.	77 53								
161	H	UC Irvine	71 81	153	H	Cal Poly	82 87								

Non-Div I Games:

UC Riverside

Average RPI Win:	270	WON-LOST	WINNING	LAST 10	STRENGTH OF	OPP. STRENGTH	TEAM	ADJ.	CONF.	ADJ CONF.
Average RPI Loss:	139	RECORD	PCT. RANK	GAMES	SCHEDULE	OF SCHEDULE	RPI	RPI	RPI	RPI
DIV. I ONLY	10- 14	218	5- 5	156	244	206	206	21	21	
DIV. I NON-CONF.	3- 9	280	0- 0	90	246	223	223	20	20	

TOTALS	RPI 1-25	RPI 26-50	W-L RECORDS	RPI 51-100	RPI 101-999	RPI 201+				
10- 14	0- 1	0- 1	OVERALL	0- 4	10- 8	9- 5				
5- 5	0- 0	0- 0	HOME	0- 1	5- 4	4- 3				
5- 8	0- 1	0- 1	AWAY	0- 2	5- 4	5- 2				
0- 1	0- 0	0- 0	NEUTRAL	0- 1	0- 0	0- 0				
3- 9	0- 1	0- 1	NON-CONFERENCE	0- 2	3- 5	3- 3				
1- 3	0- 0	0- 0	HOME	0- 0	1- 3	1- 2				
2- 5	0- 1	0- 1	AWAY	0- 1	2- 2	2- 1				
0- 1	0- 0	0- 0	NEUTRAL	0- 1	0- 0	0- 0				
7- 5	0- 0	0- 0	CONFERENCE	0- 2	7- 3	6- 2				
4- 2	0- 0	0- 0	HOME	0- 1	4- 1	3- 1				
3- 3	0- 0	0- 0	AWAY	0- 1	3- 2	3- 1				
0- 0	0- 0	0- 0	NEUTRAL	0- 0	0- 0	0- 0				

RPI 1-25				RPI 26-50				RPI 51-100				RPI 101+ Team's RPI: 206			
RPI	S	Opponent	Score	RPI	S	Opponent	Score	RPI	S	Opponent	Score	RPI	S	Opponent	Score
9	A	UCLA	44 74	41	A	Oregon St.	49 74	67	A	UC Davis	63 69	146	H	Fresno St.	57 64
								67	H	UC Davis	61 68	152	A	Loyola Marymount	61 67
								68	N	UAB	54 67	153	H	Cal Poly	73 68
								72	A	Saint Mary's (CA)	59 89	161	A	UC Irvine	74 77
												209	H	San Diego	58 71
												218	A	CSUN	74 73
												218	H	CSUN	30 48
												221	H	Seattle U	71 77
												227	A	UC Riverside	76 84
												239	A	New Mexico St.	77 47
												247	H	San Diego St.	77 64
												254	H	Hawaii	71 61
												286	A	Santa Clara	63 68
												315	A	Northern Ariz.	96 93
												316	A	Cal St. Fullerton	59 52
												316	H	Cal St. Fullerton	78 59
												319	A	Long Beach St.	90 74
												319	H	Long Beach St.	51 44

LAST 12 Division I GAMES:															
316	H	Cal St. Fullerton	78 59	319	A	Long Beach St.	90 74								
316	A	Cal St. Fullerton	59 52	67	H	UC Davis	61 68								
227	A	UC Riverside	76 84	161	A	UC Irvine	74 77								
254	H	Hawaii	71 61	218	A	CSUN	74 73								
218	H	CSUN	30 48	153	H	Cal Poly	73 68								
67	A	UC Davis	63 69	319	H	Long Beach St.	51 44								

Non-Div I Games:

UC Santa Barbara

Average RPI	Win:	166	WON-LOST	WINNING	LAST 10	STRENGTH OF	OPP. STRENGTH	TEAM	ADJ.	CONF.	ADJ CONF.
Average RPI	Loss:	66	RECORD	PCT. RANK	GAMES	SCHEDULE	OF SCHEDULE	RPI	RPI	RPI	RPI
DIV. I ONLY		17- 8		75	7- 3	55	72	46	46	8	8
DIV. I NON-CONF.		8- 5		111	0- 0	57	138	64	64	7	7

TOTALS	RPI 1-25		RPI 26-50		W-L RECORDS	RPI 51-100		RPI 101-999		RPI 201+	
17- 8	0- 3		0- 0		OVERALL	3- 3		14- 2		2- 0	
9- 3	0- 1		0- 0		HOME	2- 2		7- 0		1- 0	
8- 5	0- 2		0- 0		AWAY	1- 1		7- 2		1- 0	
0- 0	0- 0		0- 0		NEUTRAL	0- 0		0- 0		0- 0	
8- 5	0- 0		0- 0		NON-CONFERENCE	2- 3		6- 2		2- 0	
4- 2	0- 0		0- 0		HOME	1- 2		3- 0		1- 0	
4- 3	0- 0		0- 0		AWAY	1- 1		3- 2		1- 0	
0- 0	0- 0		0- 0		NEUTRAL	0- 0		0- 0		0- 0	
9- 3	0- 3		0- 0		CONFERENCE	1- 0		8- 0		0- 0	
5- 1	0- 1		0- 0		HOME	1- 0		4- 0		0- 0	
4- 2	0- 2		0- 0		AWAY	0- 0		4- 0		0- 0	
0- 0	0- 0		0- 0		NEUTRAL	0- 0		0- 0		0- 0	

RPI	S	Opponent	Score	RPI	S	Opponent	Score	RPI	S	Opponent	Score	RPI	S	Opponent	Score
1	A	UConn	44 80					56	H	El on	57 71	116	A	Chattanooga	58 57
1	H	UConn	37 55					61	H	Mercer	64 73	132	A	Cincinnati	50 38
24	A	South Fla.	45 62					67	A	UC Davis	62 55	148	A	Samford	51 58
								70	H	IUPUI	63 59	149	H	Wichita St.	59 53
								73	A	Virginia Tech	69 86	150	H	UNI	53 43
								100	H	Tulane	59 51	164	A	Pacific	74 78
												168	H	Davidson	62 54
												171	A	Tulsa	47 44
												186	A	SMU	60 42
												186	H	SMU	58 43
												191	A	Temple	64 57
												191	H	Temple	76 46
												195	A	Boston U.	47 32
												197	H	Memphis	61 41
												224	A	Gardner-Webb	65 30
												321	H	Ga. Southern	62 38

LAST 12 Division I GAMES:															
191	A	Temple	64 57	100	H	Tulane	59 51	24	A	South Fla.	45 62	1	A	UConn	44 80
1	H	UConn	37 55					149	H	Wichita St.	59 53				
197	H	Memphis	61 41					186	A	SMU	60 42				
132	A	Cincinnati	50 38					191	H	Temple	76 46				
171	A	Tulsa	47 44												
186	H	SMU	58 43												

Non-Div I Games:

UCF

Average RPI Win:	111	WON-LOST	WINNING	LAST 10	STRENGTH OF	OPP. STRENGTH	TEAM	ADJ.	CONF.	ADJ CONF.
Average RPI Loss:	22	RECORD	PCT. RANK	GAMES	SCHEDULE	OF SCHEDULE	RPI	RPI	RPI	RPI
DIV. I ONLY	21- 5	24	9- 1	14	9	9	9	5	5	
DIV. I NON-CONF.	9- 2	33	0- 0	32	15	16	16	3	3	

TOTALS	RPI 1-25	RPI 26-50	W-L RECORDS	RPI 51-100	RPI 101-999	RPI 201+				
21- 5	2- 3	7- 2	OVERALL	4- 0	8- 0	5- 0				
11- 2	2- 2	4- 0	HOME	0- 0	5- 0	5- 0				
8- 3	0- 1	2- 2	AWAY	3- 0	3- 0	0- 0				
2- 0	0- 0	1- 0	NEUTRAL	1- 0	0- 0	0- 0				
9- 2	1- 1	1- 1	NON-CONFERENCE	2- 0	5- 0	4- 0				
5- 1	1- 1	0- 0	HOME	0- 0	4- 0	4- 0				
2- 1	0- 0	0- 1	AWAY	1- 0	1- 0	0- 0				
2- 0	0- 0	1- 0	NEUTRAL	1- 0	0- 0	0- 0				
12- 3	1- 2	6- 1	CONFERENCE	2- 0	3- 0	1- 0				
6- 1	1- 1	4- 0	HOME	0- 0	1- 0	1- 0				
6- 2	0- 1	2- 1	AWAY	2- 0	2- 0	0- 0				
0- 0	0- 0	0- 0	NEUTRAL	0- 0	0- 0	0- 0				

RPI	S	Opponent	Score	RPI	S	Opponent	Score	RPI	S	Opponent	Score	RPI	S	Opponent	Score
1	H	UConn	60 78	38	H	Arizona St.	71 63	76	A	Fordham	67 30	103	A	Seton Hall	77 68
5	H	Baylor	82 68	39	A	Cal i forn i a	82 46	86	N	Kansas St.	64 55	142	A	Col orado	93 55
8	H	Oregon	61 70	39	H	Cal i forn i a	60 52	92	A	Washi ngton St.	79 71	180	A	Washi ngton	86 69
12	A	Stanford	65 76	41	A	Oregon St.	64 67	94	A	Utah	81 74	206	H	UC Santa Barbara	74 44
12	H	Stanford	64 53	41	H	Oregon St.	84 49					227	H	UC Ri versi de	68 48
				43	N	Creighton	72 63					250	H	San Jose St.	129 69
				48	A	Oklahoma St.	72 87					277	H	Ari zona	69 46
				50	A	Southern Cal i forn i a	84 70					279	H	Presbyter i an	76 40
				50	H	Southern Cal i forn i a	59 46								
LAST 12 Division I GAMES:															
				41	A	Oregon St.	64 67	180	A	Washington	86 69				
				38	H	Arizona St.	71 63	12	H	Stanford	64 53				
				277	H	Ari zona	69 46	39	H	Cal i forn i a	60 52				
				50	A	Southern Cal i forn i a	84 70	142	A	Col orado	93 55				
				50	H	Southern Cal i forn i a	59 46	94	A	Utah	81 74				
				92	A	Washi ngton St.	79 71	8	H	Oregon	61 70				

Non-Div I Games:

UCLA

Average RPI Win: 80
Average RPI Loss: 0

WON-LOST
RECORD

WINNING
PCT. RANK

LAST 10
GAMES

STRENGTH OF
SCHEDULE

OPP. STRENGTH
OF SCHEDULE

TEAM
RPI

ADJ.
RPI

CONF.
RPI

ADJ CONF.
RPI

DIV. I ONLY	25- 0	1	10- 0	3	3	1	1	8	8
DIV. I NON-CONF.	13- 0	1	3- 0	1	1	1	1	7	7
TOTALS	RPI 1-25	RPI 26-50	W-L RECORDS	RPI 51-100	RPI 101-999	RPI 201+			
25- 0	8- 0	5- 0	OVERALL	4- 0	8- 0	1- 0			
10- 0	3- 0	2- 0	HOME	1- 0	4- 0	0- 0			
11- 0	4- 0	2- 0	AWAY	1- 0	4- 0	1- 0			
4- 0	1- 0	1- 0	NEUTRAL	2- 0	0- 0	0- 0			
13- 0	7- 0	3- 0	NON-CONFERENCE	2- 0	1- 0	0- 0			
4- 0	3- 0	1- 0	HOME	0- 0	0- 0	0- 0			
5- 0	3- 0	1- 0	AWAY	0- 0	1- 0	0- 0			
4- 0	1- 0	1- 0	NEUTRAL	2- 0	0- 0	0- 0			
12- 0	1- 0	2- 0	CONFERENCE	2- 0	7- 0	1- 0			
6- 0	0- 0	1- 0	HOME	1- 0	4- 0	0- 0			
6- 0	1- 0	1- 0	AWAY	1- 0	3- 0	1- 0			
0- 0	0- 0	0- 0	NEUTRAL	0- 0	0- 0	0- 0			

RPI	S	Opponent	Score	RPI	S	Opponent	Score	RPI	S	Opponent	Score	RPI	S	Opponent	Score
2	H	Notre Dame	80 71	29	N	Oklahoma	88 64	58	N	Duquesne	104 52	132	H	Cincinnati	106 65
4	H	Louisville	69 58	32	A	DePaul	103 69	59	A	Houston	95 35	149	H	Wichita St.	124 43
9	A	UCLA	78 60	39	H	Califonia	82 47	63	N	Michigan St.	96 62	171	H	Tulsa	78 60
11	A	Texas	75 71	46	A	UCF	55 37	100	H	Tulane	98 45	191	A	Temple	113 57
12	N	Stanford	78 53	46	H	UCF	80 44					197	A	Memphis	93 36
15	A	South Carolina	83 58									197	H	Memphis	97 49
18	H	Maryland	97 72									200	A	Nevada	88 57
24	A	South Fla.	100 49									202	A	East Carolina	96 35
LAST 12 Division I GAMES:															
4	H	Louisville	69 58	197	A	Memphis	93 36								
149	H	Wichita St.	124 43	191	A	Temple	113 57								
46	A	UCF	55 37	171	H	Tulsa	78 60								
132	H	Cincinnati	106 65	11	A	Texas	75 71								
15	A	South Carolina	83 58	59	A	Houston	95 35								
100	H	Tulane	98 45	46	H	UCF	80 44								

Non-Div I Games:

UConn

UMES				Through Games Of Feb. 16, 2018							
Average RPI Win:		308	WON-LOST RECORD	WINNING PCT. RANK	LAST 10 GAMES	STRENGTH OF SCHEDULE	OPP. STRENGTH OF SCHEDULE	TEAM RPI	ADJ. RPI	CONF. RPI	ADJ CONF. RPI
Average RPI Loss:		166									
DIV. I ONLY		6- 15	282	5- 5	211	306	278	278	30	30	
DIV. I NON-CONF.		1- 8	313	0- 0	94	127	276	276	30	30	

TOTALS		RPI 1-25	RPI 26-50		W-L RECORDS		RPI 51-100	RPI 101-999	RPI 201+		
6- 15		0- 1	0- 1		OVERALL		0- 2	6- 11	6- 6		
4- 4		0- 0	0- 0		HOME		0- 0	4- 4	4- 2		
2- 10		0- 1	0- 1		AWAY		0- 2	2- 6	2- 4		
0- 1		0- 0	0- 0		NEUTRAL		0- 0	0- 1	0- 0		
1- 8		0- 1	0- 1		NON-CONFERENCE		0- 2	1- 4	1- 2		
1- 1		0- 0	0- 0		HOME		0- 0	1- 1	1- 1		
0- 6		0- 1	0- 1		AWAY		0- 2	0- 2	0- 1		
0- 1		0- 0	0- 0		NEUTRAL		0- 0	0- 1	0- 0		
5- 7		0- 0	0- 0		CONFERENCE		0- 0	5- 7	5- 4		
3- 3		0- 0	0- 0		HOME		0- 0	3- 3	3- 1		
2- 4		0- 0	0- 0		AWAY		0- 0	2- 4	2- 3		
0- 0		0- 0	0- 0		NEUTRAL		0- 0	0- 0	0- 0		

RPI 1-25				RPI 26-50				RPI 51-100				RPI 101+ Team's RPI: 278			
RPI	S	Opponent	Score	RPI	S	Opponent	Score	RPI	S	Opponent	Score	RPI	S	Opponent	Score
14	A	Buffalo	41 76	31	A	Syracuse	45 68	73	A	Virginia Tech	52 90	111	A	George Mason	68 82
								98	A	Wake Forest	50 92	126	A	Bethune-Cookman	61 73
												126	H	Bethune-Cookman	48 55
												147	N	Binghamton	51 68
												198	H	Hampton	65 70
												202	A	East Carolina	54 64
												216	H	N. C. A&T	45 57
												252	A	Howard	83 79
												252	H	Howard	58 52
												259	A	Morgan St.	50 63
												274	H	Mt. St. Mary's	63 66
												305	A	Coppin St.	63 69
												314	A	South Carolina St.	51 54
												326	H	UMBC	66 43
												333	H	N. C. Central	84 73
												342	A	Savannah St.	68 56
												344	H	Florida A&M	87 70

LAST 12 Division I GAMES:															
252	A	Howard	83 79	216	H	N. C. A&T	45 57								
126	A	Bethune-Cookman	61 73	314	A	South Carolina St.	51 54								
344	H	Florida A&M	87 70	342	A	Savannah St.	68 56								
305	A	Coppin St.	63 69	126	H	Bethune-Cookman	48 55								
252	H	Howard	58 52	198	H	Hampton	65 70								
333	H	N. C. Central	84 73	259	A	Morgan St.	50 63								

Non-Div I Games: Wesley 97 30 Alas. Anchorage 59 **69** Valley Forge 92 38

UMES

Loss, **Non-Conf**, **S Site**, **H Home** **A Away** **N Neutral**

Average RPI Win:	284	WON-LOST	WINNING	LAST 10	STRENGTH OF	OPP. STRENGTH	TEAM	ADJ.	CONF.	ADJ CONF.
Average RPI Loss:	216	RECORD	PCT. RANK	GAMES	SCHEDULE	OF SCHEDULE	RPI	RPI	RPI	RPI
DIV. I ONLY	3- 22	332	1- 9	327	304	345	345	20	20	
DIV. I NON-CONF.	2- 10	300	0- 0	348	346	348	348	24	24	

TOTALS	RPI 1-25	RPI 26-50	W-L RECORDS	RPI 51-100	RPI 101-999	RPI 201+				
3- 22	0- 0	0- 0	OVERALL	0- 4	3- 18	3- 14				
2- 9	0- 0	0- 0	HOME	0- 2	2- 7	2- 5				
1- 13	0- 0	0- 0	AWAY	0- 2	1- 11	1- 9				
0- 0	0- 0	0- 0	NEUTRAL	0- 0	0- 0	0- 0				
2- 10	0- 0	0- 0	NON-CONFERENCE	0- 0	2- 10	2- 10				
1- 4	0- 0	0- 0	HOME	0- 0	1- 4	1- 4				
1- 6	0- 0	0- 0	AWAY	0- 0	1- 6	1- 6				
0- 0	0- 0	0- 0	NEUTRAL	0- 0	0- 0	0- 0				
1- 12	0- 0	0- 0	CONFERENCE	0- 4	1- 8	1- 4				
1- 5	0- 0	0- 0	HOME	0- 2	1- 3	1- 1				
0- 7	0- 0	0- 0	AWAY	0- 2	0- 5	0- 3				
0- 0	0- 0	0- 0	NEUTRAL	0- 0	0- 0	0- 0				

RPI 1-25				RPI 26-50				RPI 51-100				RPI 101+ Team's RPI : 345					
RPI	S	Opponent	Score	RPI	S	Opponent	Score	RPI	S	Opponent	Score	RPI	S	Opponent	Score		
								80	A	Al bany (NY)	60	93	147	H	Bi nghamton	46	76
								80	H	Al bany (NY)	52	61	158	A	Hartford	56	78
								83	A	Maine	65	70	158	H	Hartford	42	81
								83	H	Maine	51	69	177	A	New Hampshi re	45	66
													203	A	Stony Brook	50	59
													203	H	Stony Brook	60	63
													217	H	Col umbia	77	70
													220	A	Texas Tech	65	93
													249	H	Hol y Cross	56	84
													259	H	Morgan St.	59	65
													260	A	Fai rfi el d	67	78
													265	A	Col gate	64	84
													267	H	Cornel l	53	71
													276	A	Fai r l ei gh Di cki nson	51	60
													283	H	Massachusetts	63	73
													288	A	Vermont	55	63
													288	H	Vermont	65	60
													326	A	UMBC	54	66
													330	A	Rhode Isl and	64	81
													347	A	Longwood	82	84
													348	A	Sai nt Peter' s	66	60
LAST 12 Division I GAMES:																	
				83	A	Maine	65	70	203	A	Stony Brook	50	59				
				288	H	Vermont	65	60	147	H	Bi nghamton	46	76				
				203	H	Stony Brook	60	63	80	H	Al bany (NY)	52	61				
				80	A	Al bany (NY)	60	93	177	A	New Hampshi re	45	66				
				83	H	Maine	51	69	326	A	UMBC	54	66				
				158	A	Hartford	56	78	158	H	Hartford	42	81				

Non-Div I Games: Fisher 102 47

UMass Lowell

Average RPI Win:	256	WON-LOST	WINNING	LAST 10	STRENGTH OF	OPP. STRENGTH	TEAM	ADJ.	CONF.	ADJ CONF.
Average RPI Loss:	174	RECORD	PCT. RANK	GAMES	SCHEDULE	OF SCHEDULE	RPI	RPI	RPI	RPI
DIV. I ONLY	12- 11	163	8- 2	272	284	223	223	27	27	
DIV. I NON-CONF.	2- 8	290	0- 0	260	163	305	305	28	28	

TOTALS	RPI 1-25	RPI 26-50	W-L RECORDS	RPI 51-100	RPI 101-999	RPI 201+				
12- 11	0- 1	0- 0	OVERALL	1- 1	11- 9	9- 3				
5- 7	0- 0	0- 0	HOME	1- 1	4- 6	4- 1				
7- 4	0- 1	0- 0	AWAY	0- 0	7- 3	5- 2				
0- 0	0- 0	0- 0	NEUTRAL	0- 0	0- 0	0- 0				
2- 8	0- 1	0- 0	NON-CONFERENCE	0- 1	2- 6	2- 2				
1- 4	0- 0	0- 0	HOME	0- 1	1- 3	1- 0				
1- 4	0- 1	0- 0	AWAY	0- 0	1- 3	1- 2				
0- 0	0- 0	0- 0	NEUTRAL	0- 0	0- 0	0- 0				
10- 3	0- 0	0- 0	CONFERENCE	1- 0	9- 3	7- 1				
4- 3	0- 0	0- 0	HOME	1- 0	3- 3	3- 1				
6- 0	0- 0	0- 0	AWAY	0- 0	6- 0	4- 0				
0- 0	0- 0	0- 0	NEUTRAL	0- 0	0- 0	0- 0				

RPI 1-25				RPI 26-50				RPI 51-100				RPI 101+ Team's RPI: 223			
RPI	S	Opponent	Score	RPI	S	Opponent	Score	RPI	S	Opponent	Score	RPI	S	Opponent	Score
19	A	NC State	55 87					61	H	Mercer	56 67	123	H	Middle Tenn.	57 72
								88	H	Liberty	48 41	139	A	Radford	67 56
												139	H	Radford	48 64
												168	A	Davidson	50 58
												170	H	Charlotte	47 51
												174	H	Furman	63 71
												184	A	High Point	78 59
												184	H	High Point	45 58
												224	A	Gardner-Webb	61 60
												248	A	Campbell	60 52
												258	H	Appalachian St.	69 60
												279	H	Presbyterian	74 76
												285	A	USC Upstate	76 70
												297	A	Wofford	68 70
												302	A	Western Caro.	52 62
												306	A	Charleston So.	78 61
												306	H	Charleston So.	71 69
												341	A	Winthrop	70 48
												341	H	Winthrop	63 51
												347	H	Longwood	82 52

LAST 12 Division I GAMES:															
306	H	Charleston So.	71 69	306	A	Charleston So.	78 61								
184	A	High Point	78 59	341	A	Winthrop	70 48								
139	H	Radford	48 64	88	H	Liberty	48 41								
341	H	Winthrop	63 51	347	H	Longwood	82 52								
224	A	Gardner-Webb	61 60	139	A	Radford	67 56								
279	H	Presbyterian	74 76	184	H	High Point	45 58								

Non-Div I Games: Warren Wilson 100 53

UNC Asheville

Loss,
Non-Conf,
Site,
H Home
A Away
N Neutral

Average RPI Win: 253
Average RPI Loss: 154

WON-LOST
RECORD

WINNING
PCT. RANK

LAST 10
GAMES

STRENGTH OF
SCHEDULE

OPP. STRENGTH
OF SCHEDULE

TEAM
RPI

ADJ.
RPI

CONF.
RPI

ADJ CONF.
RPI

DIV. I ONLY	8- 15	254	5- 5	170	216	230	230	17	17
DIV. I NON-CONF.	3- 8	268	0- 0	205	301	258	258	16	16
<hr/>									
TOTALS	RPI 1-25	RPI 26-50	W-L RECORDS	RPI 51-100	RPI 101-999	RPI 201+			
8- 15	0- 1	0- 1	OVERALL	0- 1	8- 12	6- 4			
4- 5	0- 0	0- 0	HOME	0- 0	4- 5	2- 2			
4- 10	0- 1	0- 1	AWAY	0- 1	4- 7	4- 2			
0- 0	0- 0	0- 0	NEUTRAL	0- 0	0- 0	0- 0			
3- 8	0- 1	0- 1	NON-CONFERENCE	0- 0	3- 6	3- 4			
1- 3	0- 0	0- 0	HOME	0- 0	1- 3	1- 2			
2- 5	0- 1	0- 1	AWAY	0- 0	2- 3	2- 2			
0- 0	0- 0	0- 0	NEUTRAL	0- 0	0- 0	0- 0			
5- 7	0- 0	0- 0	CONFERENCE	0- 1	5- 6	3- 0			
3- 2	0- 0	0- 0	HOME	0- 0	3- 2	1- 0			
2- 5	0- 0	0- 0	AWAY	0- 1	2- 4	2- 0			
0- 0	0- 0	0- 0	NEUTRAL	0- 0	0- 0	0- 0			

RPI 1-25				RPI 26-50				RPI 51-100				RPI 101+				Team's RPI: 230
RPI	S	Opponent	Score	RPI	S	Opponent	Score	RPI	S	Opponent	Score	RPI	S	Opponent	Score	
20	A	Duke	54 85	30	A	Virginia	50 68	61	A	Mercer	57 80	116	A	Chattanooga	42 49	
												116	H	Chattanooga	57 73	
												130	A	ETSU	52 60	
												130	H	ETSU	65 61	
												139	A	Radford	53 56	
												148	A	Samford	48 56	
												148	H	Samford	53 60	
												174	A	Furman	54 55	
												174	H	Furman	76 74	
												184	H	High Point	72 81	
												204	A	Norfolk St.	63 64	
												248	H	Campbell	61 72	
												266	A	Coastal Caro.	60 54	
												279	A	Presbyterian	64 57	
												282	H	VCU	74 61	
												293	A	Eastern Ky.	59 70	
												297	A	Wofford	81 75	
												297	H	Wofford	66 51	
												298	H	Murray St.	52 63	
												302	A	Western Caro.	88 67	
<hr/>																
LAST 12 Division I GAMES:																
148	H	Samford	53 60	148	A	Samford	48 56									
297	A	Wofford	81 75	61	A	Mercer	57 80									
174	A	Furman	54 55	174	H	Furman	76 74									
116	H	Chattanooga	57 73	297	H	Wofford	66 51									
130	H	ETSU	65 61	130	A	ETSU	52 60									
302	A	Western Caro.	88 67	116	A	Chattanooga	42 49									

Non-Div I Games: Greensboro 82 34 Tusculum 69 71 Lees-McRae 78 62 Southern Wesleyan 96 35
UNCG

Loss, Non-Conf, S Site, H Home A Away N Neutral

Average RPI Win:	262	WON-LOST	WINNING	LAST 10	STRENGTH OF	OPP. STRENGTH	TEAM	ADJ.	CONF.	ADJ CONF.
Average RPI Loss:	149	RECORD	PCT. RANK	GAMES	SCHEDULE	OF SCHEDULE	RPI	RPI	RPI	RPI
DIV. I ONLY	7- 16	273	2- 8	199	191	261	261	10	10	
DIV. I NON-CONF.	5- 4	146	0- 0	332	265	232	232	12	12	

TOTALS	RPI 1-25	RPI 26-50	W-L RECORDS	RPI 51-100	RPI 101-999	RPI 201+				
7- 16	0- 0	0- 0	OVERALL	0- 4	7- 12	6- 4				
4- 7	0- 0	0- 0	HOME	0- 2	4- 5	4- 2				
3- 9	0- 0	0- 0	AWAY	0- 2	3- 7	2- 2				
0- 0	0- 0	0- 0	NEUTRAL	0- 0	0- 0	0- 0				
5- 4	0- 0	0- 0	NON-CONFERENCE	0- 0	5- 4	5- 1				
4- 0	0- 0	0- 0	HOME	0- 0	4- 0	4- 0				
1- 4	0- 0	0- 0	AWAY	0- 0	1- 4	1- 1				
0- 0	0- 0	0- 0	NEUTRAL	0- 0	0- 0	0- 0				
2- 12	0- 0	0- 0	CONFERENCE	0- 4	2- 8	1- 3				
0- 7	0- 0	0- 0	HOME	0- 2	0- 5	0- 2				
2- 5	0- 0	0- 0	AWAY	0- 2	2- 3	1- 1				
0- 0	0- 0	0- 0	NEUTRAL	0- 0	0- 0	0- 0				

RPI	S	Opponent	Score	RPI	S	Opponent	Score	RPI	S	Opponent	Score	RPI	S	Opponent	Score	Team's RPI: 261
56	A	El on	67	75	108	A	North Carolina	60	86							
57	A	Drexel	42	68	125	A	Del aware	62	80							
57	H	Drexel	40	58	125	H	Del aware	49	82							
69	H	James Madi son	48	63	135	A	Northeastern	39	56							
					135	H	Northeastern	47	54							
					157	A	William & Mary	64	49							
					157	H	William & Mary	53	66							
					166	A	Pittsburgh	55	74							
					174	A	Furman	71	76							
					202	H	East Carolina	66	62							
					240	A	Hofstra	59	55							
					240	H	Hofstra	61	69							
					253	H	Col. of Charleston	63	72							
					262	A	Towson	71	72							
					266	A	Coastal Caro.	41	57							
					282	H	VCU	83	67							
					297	A	Wofford	65	60							
					320	H	Georgia St.	74	62							
					333	H	N. C. Central	89	63							

LAST 12 Division I GAMES:																
157	A	William & Mary	64	49	69	H	James Madi son	48	63							
57	H	Drexel	40	58	125	H	Del aware	49	82							
253	H	Col. of Charleston	63	72	57	A	Drexel	42	68							
240	A	Hofstra	59	55	262	A	Towson	71	72							
135	A	Northeastern	39	56	240	H	Hofstra	61	69							
125	A	Del aware	62	80	135	H	Northeastern	47	54							

Non-Div I Games: Catawba 74 59 UNC Pembroke 73 64

UNCW

Loss, Non-Conf, S Site, H Home A Away N Neutral

UNI				Through Games Of Feb. 16, 2018						
Average RPI Win: 230		WON-LOST RECORD	WINNING PCT. RANK	LAST 10 GAMES	STRENGTH OF SCHEDULE	OPP. STRENGTH OF SCHEDULE	TEAM RPI	ADJ. RPI	CONF. RPI	ADJ CONF. RPI
Average RPI Loss: 94										
DIV. I ONLY		12- 12	175	7- 3	152	120	150	150	24	24
DIV. I NON-CONF.		3- 7	254	0- 0	26	3	124	124	22	22

TOTALS		RPI 1-25	RPI 26-50		W-L RECORDS		RPI 51-100	RPI 101-999	RPI 201+	
12- 12		0- 1	0- 3		OVERALL		2- 3	10- 5	8- 1	
6- 4		0- 1	0- 0		HOME		0- 2	6- 1	4- 0	
5- 8		0- 0	0- 3		AWAY		1- 1	4- 4	4- 1	
1- 0		0- 0	0- 0		NEUTRAL		1- 0	0- 0	0- 0	
3- 7		0- 1	0- 3		NON-CONFERENCE		2- 1	1- 2	0- 1	
1- 2		0- 1	0- 0		HOME		0- 1	1- 0	0- 0	
1- 5		0- 0	0- 3		AWAY		1- 0	0- 2	0- 1	
1- 0		0- 0	0- 0		NEUTRAL		1- 0	0- 0	0- 0	
9- 5		0- 0	0- 0		CONFERENCE		0- 2	9- 3	8- 0	
5- 2		0- 0	0- 0		HOME		0- 1	5- 1	4- 0	
4- 3		0- 0	0- 0		AWAY		0- 1	4- 2	4- 0	
0- 0		0- 0	0- 0		NEUTRAL		0- 0	0- 0	0- 0	

RPI 1-25				RPI 26-50				RPI 51-100				RPI 101+ Team's RPI: 150			
RPI	S	Opponent	Score	RPI	S	Opponent	Score	RPI	S	Opponent	Score	RPI	S	Opponent	Score
17	H	Iowa	47 71	35	A	South Dakota St.	47 57	70	H	IUPUI	48 54	104	H	Iowa St.	57 53
				43	A	Creighton	78 89	75	N	Wyoming	55 40	106	A	Missouri St.	52 62
				46	A	UCF	43 53	81	A	Drake	64 81	106	H	Missouri St.	52 57
								81	H	Drake	67 72	144	A	Southern Ill.	53 60
								86	A	Kansas St.	72 71	144	H	Southern Ill.	71 63
												162	A	North Dakota	72 80
												238	A	Omaha	74 78
												251	A	Illinois St.	58 36
												255	A	Bradley	51 40
												273	A	Indiana St.	56 46
												273	H	Indiana St.	59 53
												289	H	Valparaiso	77 56
												309	H	Loyola Chicago	70 41
												349	A	Evansville	85 60
												349	H	Evansville	65 41

LAST 12 Division I GAMES:															
				81	H	Drake	67 72	255	A	Bradley	51 40				
				349	A	Evansville	85 60	81	A	Drake	64 81				
				273	A	Indiana St.	56 46	273	H	Indiana St.	59 53				
				144	H	Southern Ill.	71 63	349	H	Evansville	65 41				
				106	H	Missouri St.	52 57	106	A	Missouri St.	52 62				
				251	A	Illinois St.	58 36	144	A	Southern Ill.	53 60				

Non-Div I Games: Wis.-Parkside 92 62

UNI

Average RPI Win:	204	WON-LOST	WINNING	LAST 10	STRENGTH OF	OPP. STRENGTH	TEAM	ADJ.	CONF.	ADJ CONF.
Average RPI Loss:	79	RECORD	PCT. RANK	GAMES	SCHEDULE	OF SCHEDULE	RPI	RPI	RPI	RPI
DIV. I ONLY	15- 9	100	8- 2	91	106	91	91	16	16	
DIV. I NON-CONF.	5- 6	187	0- 0	8	67	86	86	14	14	

TOTALS	RPI 1-25	RPI 26-50	W-L RECORDS	RPI 51-100	RPI 101-999	RPI 201+				
15- 9	0- 3	1- 2	OVERALL	1- 1	13- 3	8- 1				
9- 4	0- 1	0- 2	HOME	0- 0	9- 1	4- 0				
6- 3	0- 1	1- 0	AWAY	1- 1	4- 1	4- 0				
0- 2	0- 1	0- 0	NEUTRAL	0- 0	0- 1	0- 1				
5- 6	0- 3	1- 2	NON-CONFERENCE	0- 0	4- 1	2- 1				
4- 3	0- 1	0- 2	HOME	0- 0	4- 0	2- 0				
1- 1	0- 1	1- 0	AWAY	0- 0	0- 0	0- 0				
0- 2	0- 1	0- 0	NEUTRAL	0- 0	0- 1	0- 1				
10- 3	0- 0	0- 0	CONFERENCE	1- 1	9- 2	6- 0				
5- 1	0- 0	0- 0	HOME	0- 0	5- 1	2- 0				
5- 2	0- 0	0- 0	AWAY	1- 1	4- 1	4- 0				
0- 0	0- 0	0- 0	NEUTRAL	0- 0	0- 0	0- 0				

U
N
L
VU
N
L
V

RPI 1-25				RPI 26-50				RPI 51-100				Team's RPI: 91				RPI 101+			
RPI	S	Opponent	Score	RPI	S	Opponent	Score	RPI	S	Opponent	Score	RPI	S	Opponent	Score	RPI	S	Opponent	Score
3	H	Mississippi St.	63 103	31	H	Syracuse	55 69	75	A	Wyoming	56 69	114	H	Colorado St.	56 52				
12	A	Stanford	33 74	37	H	Minnesota	72 79	87	A	New Mexico	68 66	120	H	Portland St.	88 80				
14	N	Buffalo	53 80	45	A	Gonzaga	52 50					146	H	Fresno St.	72 74				
												161	H	UC Irvine	73 54				
												165	A	Boise St.	60 69				
												165	H	Boise St.	77 54				
												200	H	Nevada	77 75				
												227	N	UC Riverside	88 95				
												240	H	Hofstra	68 52				
												247	A	San Diego St.	75 64				
												250	A	San Jose St.	80 53				
												250	H	San Jose St.	79 60				
												270	H	Grand Canyon	76 47				
												292	A	Utah St.	63 54				
												307	A	Air Force	67 59				
												307	H	Air Force	69 57				

LAST 12 Division I GAMES:																			
307	A	Air Force	67 59	146	H	Fresno St.	72 74												
75	A	Wyoming	56 69	114	H	Colorado St.	56 52												
200	H	Nevada	77 75	87	A	New Mexico	68 66												
165	H	Boise St.	77 54	307	H	Air Force	69 57												
250	A	San Jose St.	80 53	292	A	Utah St.	63 54												
247	A	San Diego St.	75 64	250	H	San Jose St.	79 60												

Non-Div I Games:

UNLV

Average RPI Win:	291	WON-LOST	WINNING	LAST 10	STRENGTH OF	OPP. STRENGTH	TEAM	ADJ.	CONF.	ADJ CONF.
Average RPI Loss:	171	RECORD	PCT. RANK	GAMES	SCHEDULE	OF SCHEDULE	RPI	RPI	RPI	RPI
DIV. I ONLY	7- 16	273	4- 6	209	305	285	285	22	22	
DIV. I NON-CONF.	2- 10	300	0- 0	209	335	332	332	21	21	

TOTALS	RPI 1-25	RPI 26-50	W-L RECORDS	RPI 51-100	RPI 101-999	RPI 201+				
7- 16	0- 0	0- 3	OVERALL	0- 2	7- 11	6- 8				
5- 7	0- 0	0- 1	HOME	0- 1	5- 5	4- 4				
2- 9	0- 0	0- 2	AWAY	0- 1	2- 6	2- 4				
0- 0	0- 0	0- 0	NEUTRAL	0- 0	0- 0	0- 0				
2- 10	0- 0	0- 1	NON-CONFERENCE	0- 1	2- 8	2- 6				
2- 4	0- 0	0- 0	HOME	0- 0	2- 4	2- 3				
0- 6	0- 0	0- 1	AWAY	0- 1	0- 4	0- 3				
0- 0	0- 0	0- 0	NEUTRAL	0- 0	0- 0	0- 0				
5- 6	0- 0	0- 2	CONFERENCE	0- 1	5- 3	4- 2				
3- 3	0- 0	0- 1	HOME	0- 1	3- 1	2- 1				
2- 3	0- 0	0- 1	AWAY	0- 0	2- 2	2- 1				
0- 0	0- 0	0- 0	NEUTRAL	0- 0	0- 0	0- 0				

RPI 1-25				RPI 26-50				RPI 51-100				RPI 101+ Team's RPI : 285			
RPI	S	Opponent	Score	RPI	S	Opponent	Score	RPI	S	Opponent	Score	RPI	S	Opponent	Score
				48	A	Oklahoma St.	71 108	73	A	Virginia Tech	56 87	157	A	William & Mary	63 83
				49	A	FGCU	60 93	89	H	Jacksonville	45 71	174	H	Furman	59 80
				49	H	FGCU	44 88					183	A	Stetson	61 62
												183	H	Stetson	69 64
												202	A	East Carolina	53 66
												223	H	UNC Asheville	70 76
												224	A	Gardner-Webb	39 60
												229	H	North Florida	61 65
												238	H	Omaha	66 69
												248	A	Campbell	49 69
												264	A	Lipscomb	78 97
												264	H	Lipscomb	80 64
												279	H	Presbyterian	69 83
												301	A	Kennesaw St.	70 64
												301	H	Kennesaw St.	65 61
												314	H	South Carolina St.	63 44
												333	H	N.C. Central	66 61
												343	A	NJIT	95 57
LAST 12 Division I GAMES:															
				183	H	Stetson	69 64	89	H	Jacksonville	45 71				
				49	H	FGCU	44 88	229	H	North Florida	61 65				
				264	H	Lipscomb	80 64	49	A	FGCU	60 93				
				301	A	Kennesaw St.	70 64	183	A	Stetson	61 62				
				264	A	Lipscomb	78 97	343	A	NJIT	95 57				
				301	H	Kennesaw St.	65 61	333	H	N.C. Central	66 61				

Non-Div I Games: Brevard 109 39 Converse 71 51 Bob Jones 79 45

USC Upstate

Average RPI Win:	236	WON-LOST	WINNING	LAST 10	STRENGTH OF	OPP. STRENGTH	TEAM	ADJ.	CONF.	ADJ CONF.
Average RPI Loss:	144	RECORD	PCT. RANK	GAMES	SCHEDULE	OF SCHEDULE	RPI	RPI	RPI	RPI
DIV. I ONLY	15- 10	116	7- 3	294	178	178	178	23	23	
DIV. I NON-CONF.	6- 5	153	0- 0	217	66	152	152	23	23	

TOTALS	RPI 1-25	RPI 26-50	W-L RECORDS	RPI 51-100	RPI 101-999	RPI 201+				
15- 10	0- 0	0- 0	OVERALL	0- 4	15- 6	8- 2				
11- 2	0- 0	0- 0	HOME	0- 1	11- 1	4- 0				
4- 8	0- 0	0- 0	AWAY	0- 3	4- 5	4- 2				
0- 0	0- 0	0- 0	NEUTRAL	0- 0	0- 0	0- 0				
6- 5	0- 0	0- 0	NON-CONFERENCE	0- 4	6- 1	2- 0				
5- 1	0- 0	0- 0	HOME	0- 1	5- 0	1- 0				
1- 4	0- 0	0- 0	AWAY	0- 3	1- 1	1- 0				
0- 0	0- 0	0- 0	NEUTRAL	0- 0	0- 0	0- 0				
9- 5	0- 0	0- 0	CONFERENCE	0- 0	9- 5	6- 2				
6- 1	0- 0	0- 0	HOME	0- 0	6- 1	3- 0				
3- 4	0- 0	0- 0	AWAY	0- 0	3- 4	3- 2				
0- 0	0- 0	0- 0	NEUTRAL	0- 0	0- 0	0- 0				

RPI 1-25				RPI 26-50				RPI 51-100				RPI 101+ Team's RPI: 178			
RPI	S	Opponent	Score	RPI	S	Opponent	Score	RPI	S	Opponent	Score	RPI	S	Opponent	Score
								59	H	Houston	58 62	105	A	Arkansas	57 91
								64	A	Georgia Tech	52 80	118	A	Little Rock	57 59
								86	A	Kansas St.	56 70	133	H	Texas St.	61 59
								94	A	Utah	41 71	137	H	South Ala.	63 76
												146	H	Fresno St.	67 54
												154	H	San Francisco	56 54
												169	H	Louisiana	63 61
												179	H	Troy	76 57
												186	H	SMU	58 55
												190	A	Arkansas St.	80 85
												193	H	Oral Roberts	70 46
												258	A	Appalachian St.	64 60
												258	H	Appalachian St.	49 48
												266	A	Coastal Caro.	76 89
												266	H	Coastal Caro.	65 63
												294	A	UTSA	69 68
												312	H	Incarnate Word	61 48
												320	A	Georgia St.	81 76
												321	A	Ga. Southern	68 73
												338	A	La.-Monroe	80 53
												338	H	La.-Monroe	70 61

LAST 12 Division I GAMES:															
				338	A	La.-Monroe	80 53	338	H	La.-Monroe	70 61				
				133	H	Texas St.	61 59	169	H	Louisiana	63 61				
				266	H	Coastal Caro.	65 63	190	A	Arkansas St.	80 85				
				258	H	Appalachian St.	49 48	118	A	Little Rock	57 59				
				321	A	Ga. Southern	68 73	137	H	South Ala.	63 76				
				320	A	Georgia St.	81 76	179	H	Troy	76 57				

Non-Div I Games:

UT Arlington

Average RPI Win:	268	WON-LOST	WINNING	LAST 10	STRENGTH OF	OPP. STRENGTH	TEAM	ADJ.	CONF.	ADJ CONF.
Average RPI Loss:	132	RECORD	PCT. RANK	GAMES	SCHEDULE	OF SCHEDULE	RPI	RPI	RPI	RPI
DIV. I ONLY	13- 12	166	8- 2	200	248	181	181	25	25	
DIV. I NON-CONF.	2- 8	290	0- 0	106	76	264	264	27	27	
<hr/>										
TOTALS	RPI 1-25	RPI 26-50	W-L RECORDS	RPI 51-100	RPI 101-999	RPI 201+				
13- 12	0- 1	0- 1	OVERALL	0- 2	13- 8	11- 2				
8- 3	0- 0	0- 0	HOME	0- 1	8- 2	7- 1				
5- 7	0- 1	0- 1	AWAY	0- 0	5- 5	4- 1				
0- 2	0- 0	0- 0	NEUTRAL	0- 1	0- 1	0- 0				
2- 8	0- 1	0- 1	NON-CONFERENCE	0- 1	2- 5	2- 0				
2- 1	0- 0	0- 0	HOME	0- 0	2- 1	2- 0				
0- 5	0- 1	0- 1	AWAY	0- 0	0- 3	0- 0				
0- 2	0- 0	0- 0	NEUTRAL	0- 1	0- 1	0- 0				
11- 4	0- 0	0- 0	CONFERENCE	0- 1	11- 3	9- 2				
6- 2	0- 0	0- 0	HOME	0- 1	6- 1	5- 1				
5- 2	0- 0	0- 0	AWAY	0- 0	5- 2	4- 1				
0- 0	0- 0	0- 0	NEUTRAL	0- 0	0- 0	0- 0				

RPI 1-25				RPI 26-50				RPI 51-100				RPI 101+				Team's RPI: 181
RPI	S	Opponent	Score	RPI	S	Opponent	Score	RPI	S	Opponent	Score	RPI	S	Opponent	Score	
4	A	Louisville	56 91	42	A	Purdue	58 60	72	N	Saint Mary's (CA)	58 69	116	A	Chattanooga	82 87	
								78	H	Belmont	63 65	143	A	SIUE	70 73	
												143	H	SIUE	72 64	
												144	A	Southern Ill.	72 84	
												163	N	Eastern Wash.	58 61	
												190	A	Arkansas St.	73 84	
												192	H	Northwestern	63 71	
												196	A	Jacksonville St.	61 57	
												208	H	Morehead St.	76 81	
												216	H	N.C. A&T	76 63	
												228	H	Southeast Mo. St.	72 65	
												236	A	Austin Peay	62 69	
												236	H	Austin Peay	100 66	
												293	A	Eastern Ky.	72 54	
												293	H	Eastern Ky.	77 49	
												298	A	Murray St.	97 80	
												298	H	Murray St.	85 67	
												300	A	Tennessee Tech	67 51	
												302	H	Western Caro.	62 54	
												332	H	Tennessee St.	80 68	
												346	A	Eastern Ill.	72 44	
<hr/>																
LAST 12 Division I GAMES:																
				143	H	SIUE	72 64	196	A	Jacksonville St.	61 57					
				228	H	Southeast Mo. St.	72 65	143	A	SIUE	70 73					
				293	A	Eastern Ky.	72 54	346	A	Eastern Ill.	72 44					
				298	H	Murray St.	85 67	208	H	Morehead St.	76 81					
				236	H	Austin Peay	100 66	293	H	Eastern Ky.	77 49					
				300	A	Tennessee Tech	67 51	298	A	Murray St.	97 80					

Non-Div I Games: Rhodes 90 49 Ala.-Huntsville 104 73

UT Martin

UTEPU
T
E
P

UTEP

Page 317

Average RPI Win: 284
Average RPI Loss: 215

WON-LOST
RECORD

WINNING
PCT. RANK

LAST 10
GAMES

STRENGTH OF
SCHEDULE

OPP. STRENGTH
OF SCHEDULE

TEAM
RPI

ADJ.
RPI

CONF.
RPI

ADJ CONF.
RPI

DIV. I ONLY	9- 13	223	2- 8	334	333	311	311	31	31
DIV. I NON-CONF.	7- 5	132	1- 1	321	288	233	233	31	31

TOTALS	RPI 1-25	RPI 26-50	W-L RECORDS	RPI 51-100	RPI 101-999	RPI 201+			
9- 13	0- 0	0- 2	OVERALL	0- 0	9- 11	9- 10			
8- 5	0- 0	0- 1	HOME	0- 0	8- 4	8- 4			
1- 8	0- 0	0- 1	AWAY	0- 0	1- 7	1- 6			
0- 0	0- 0	0- 0	NEUTRAL	0- 0	0- 0	0- 0			
7- 5	0- 0	0- 2	NON-CONFERENCE	0- 0	7- 3	7- 2			
6- 1	0- 0	0- 1	HOME	0- 0	6- 0	6- 0			
1- 4	0- 0	0- 1	AWAY	0- 0	1- 3	1- 2			
0- 0	0- 0	0- 0	NEUTRAL	0- 0	0- 0	0- 0			
2- 8	0- 0	0- 0	CONFERENCE	0- 0	2- 8	2- 8			
2- 4	0- 0	0- 0	HOME	0- 0	2- 4	2- 4			
0- 4	0- 0	0- 0	AWAY	0- 0	0- 4	0- 4			
0- 0	0- 0	0- 0	NEUTRAL	0- 0	0- 0	0- 0			

RPI 1-25	RPI 26-50	RPI 51-100	RPI 101+	Team's RPI: 311
RPI S Opponent Score	RPI S Opponent Score	RPI S Opponent Score	RPI S Opponent Score	
	48 A Oklahoma St. 38 80		188 A Wisconsin 54 82	
	50 H Southern California 64 71		220 A Texas Tech 64 80	
			221 A Seattle U 56 64	
			221 H Seattle U 69 67	
			222 A CSU Bakersfield 30 71	
			222 H CSU Bakersfield 64 67	
			239 H New Mexico St. 77 79	
			244 A A&M-Corpus Christi 41 71	
			244 H A&M-Corpus Christi 56 53	
			268 H Prairie View 78 62	
			270 A Grand Canyon 58 59	
			270 H Grand Canyon 59 65	
			271 H UMKC 52 54	
			275 A North Dakota St. 82 79	
			283 H Massachusetts 67 59	
			287 H Canisius 63 46	
			294 H UTSA 70 58	
			328 A Utah Valley 60 69	
			340 H Chicago St. 81 44	
			344 H Florida A&M 51 38	
LAST 12 Division I GAMES:				
	221 H Seattle U 69 67	328 A Utah Valley 60 69		
	222 A CSU Bakersfield 30 71	270 H Grand Canyon 59 65		
	270 A Grand Canyon 58 59	222 H CSU Bakersfield 64 67		
	239 H New Mexico St. 77 79	271 H UMKC 52 54		
	340 H Chicago St. 81 44	50 H Southern California 64 71		
	221 A Seattle U 56 64	287 H Canisius 63 46		

Non-Div I Games: Texas Lutheran 78 43 Concordia (TX) 67 49 Trinity (TX) 62 57

UTRGV

Loss, Non-Conf, S Site, H Home A Away N Neutral

Average RPI	Win:	174	WON-LOST	WINNING	LAST 10	STRENGTH OF	OPP. STRENGTH	TEAM	ADJ.	CONF.	ADJ CONF.
Average RPI	Loss:	55	RECORD	PCT. RANK	GAMES	SCHEDULE	OF SCHEDULE	RPI	RPI	RPI	RPI
DIV. I ONLY		16- 10	106	4- 6	110	57	94	94	5	5	
DIV. I NON-CONF.		9- 2	33	0- 0	183	151	48	48	3	3	

TOTALS	RPI 1-25		RPI 26-50		W-L RECORDS		RPI 51-100		RPI 101-999		RPI 201+
16- 10	0- 3		2- 4		OVERALL		3- 1		11- 2		5- 0
9- 6	0- 2		1- 3		HOME		2- 0		6- 1		3- 0
7- 4	0- 1		1- 1		AWAY		1- 1		5- 1		2- 0
0- 0	0- 0		0- 0		NEUTRAL		0- 0		0- 0		0- 0
9- 2	0- 0		1- 0		NON-CONFERENCE		1- 1		7- 1		3- 0
7- 0	0- 0		1- 0		HOME		1- 0		5- 0		2- 0
2- 2	0- 0		0- 0		AWAY		0- 1		2- 1		1- 0
0- 0	0- 0		0- 0		NEUTRAL		0- 0		0- 0		0- 0
7- 8	0- 3		1- 4		CONFERENCE		2- 0		4- 1		2- 0
2- 6	0- 2		0- 3		HOME		1- 0		1- 1		1- 0
5- 2	0- 1		1- 1		AWAY		1- 0		3- 0		1- 0
0- 0	0- 0		0- 0		NEUTRAL		0- 0		0- 0		0- 0

RPI	S	Opponent	Score	RPI	S	Opponent	Score	RPI	S	Opponent	Score	RPI	S	Opponent	Score
8	H	Oregon	68 84	38	A	Arizona St.	58 56	72	H	Saint Mary's (CA)	74 63	129	A	BYU	68 77
9	H	UCLA	74 81	38	H	Arizona St.	81 83	85	A	Alabama	60 65	142	A	Colorado	78 74
12	A	Stanford	49 70	39	A	Cal i forni a	73 84	92	A	Washi ngton St.	81 79	142	H	Colorado	65 69
				41	H	Oregon St.	58 69	92	H	Washi ngton St.	54 50	172	A	Weber St.	85 58
				42	H	Purdue	81 68					178	H	UT Arlington	71 41
				50	H	Southern Cal i forni a	47 58					180	A	Washington	74 65

Team's RPI: 94															
LAST 12 Division I GAMES:															
92	H	Washington St.	54 50	41	H	Oregon St.	58 69								
39	A	Cal i forni a	73 84	277	A	Ari zona	80 56								
12	A	Stanford	49 70	38	A	Ari zona St.	58 56								
142	A	Col orado	78 74	50	H	Southern Cal i forni a	47 58								
142	H	Col orado	65 69	9	H	UCLA	74 81								
8	H	Oregon	68 84	92	A	Washi ngton St.	81 79								

Non-Div I Games:

Utah

Average RPI Win: 181

Average RPI Loss: 168

WON-LOST
RECORDWINNING
PCT. RANKLAST 10
GAMESSTRENGTH OF
SCHEDULEOPP. STRENGTH
OF SCHEDULETEAM
RPIADJ.
RPICONF.
RPIADJ CONF.
RPIDIV. I ONLY
DIV. I NON-CONF.4- 20
1- 9319
3182- 8
0- 0138
211210
332292
319292
31916
1416
14

TOTALS

RPI 1-25

RPI 26-50

W-L RECORDS

RPI 51-100

RPI 101-999

RPI 201+

4- 20

0- 0

0- 1

OVERALL

0- 6

4- 13

1- 6

3- 7

0- 0

0- 0

HOME

0- 4

3- 3

1- 1

1- 11

0- 0

0- 0

AWAY

0- 2

1- 9

0- 4

0- 2

0- 0

0- 1

NEUTRAL

0- 0

0- 1

0- 1

1- 9

0- 0

0- 1

NON-CONFERENCE

0- 1

1- 7

0- 4

0- 3

0- 0

0- 0

HOME

0- 1

0- 2

0- 1

1- 4

0- 0

0- 0

AWAY

0- 0

1- 4

0- 2

0- 2

0- 0

0- 1

NEUTRAL

0- 0

0- 1

0- 1

3- 11

0- 0

0- 0

CONFERENCE

0- 5

3- 6

1- 2

3- 4

0- 0

0- 0

HOME

0- 3

3- 1

1- 0

0- 7

0- 0

0- 0

AWAY

0- 2

0- 5

0- 2

0- 0

0- 0

0- 0

NEUTRAL

0- 0

0- 0

0- 0

RPI 1-25

RPI 26-50

RPI 51-100

RPI 101+

Team's RPI: 292

RPI S Opponent Score

RPI S Opponent Score

RPI S Opponent Score

RPI S Opponent Score

41 N Oregon St. 55 94

75 A Wyoming 44 61

114 A Colorado St. 45 56

75 H Wyoming 46 64

129 A BYU 76 69

87 A New Mexico 47 80

146 A Fresno St. 56 57

87 H New Mexico 50 74

146 H Fresno St. 60 52

91 H UNLV 54 63

156 A Idaho St. 44 64

94 H Utah 44 79

161 A UC Irvine 84 87

165 A Boise St. 60 68

165 H Boise St. 42 64

176 H Denver 72 74

200 H Nevada 79 57

242 N Montana St. 52 64

247 H San Diego St. 62 58

250 A San Jose St. 66 79

277 H Arizona 49 65

307 A Air Force 50 57

327 A Southern Utah 67 70

328 A Utah Valley 43 61

LAST 12 Division I GAMES:

87 H New Mexico 50 74

75 A Wyoming 44 61

165 A Boise St. 60 68

165 H Boise St. 42 64

75 H Wyoming 46 64

200 H Nevada 79 57

87 A New Mexico 47 80

114 A Colorado St. 45 56

146 H Fresno St. 60 52

91 H UNLV 54 63

307 A Air Force 50 57

146 A Fresno St. 56 57

Non-Div I Games:

Dixie St.

92 72

Utah St.

Average RPI Win:	284	WON-LOST	WINNING	LAST 10	STRENGTH OF	OPP. STRENGTH	TEAM	ADJ.	CONF.	ADJ CONF.
Average RPI Loss:	215	RECORD	PCT. RANK	GAMES	SCHEDULE	OF SCHEDULE	RPI	RPI	RPI	RPI
DIV. I ONLY	8- 15	254	4- 6	344	292	328	328	31	31	
DIV. I NON-CONF.	4- 9	249	0- 1	317	273	330	330	31	31	

TOTALS	RPI 1-25	RPI 26-50	W-L RECORDS	RPI 51-100	RPI 101-999	RPI 201+				
8- 15	0- 0	0- 1	OVERALL	0- 0	8- 14	7- 9				
6- 5	0- 0	0- 0	HOME	0- 0	6- 5	5- 4				
2- 10	0- 0	0- 0	AWAY	0- 0	2- 1	2- 1				
0- 0	0- 0	0- 0	NEUTRAL	0- 0	0- 0	0- 0				
4- 9	0- 0	0- 1	NON-CONFERENCE	0- 0	4- 8	3- 3				
4- 2	0- 0	0- 0	HOME	0- 0	4- 2	3- 1				
0- 7	0- 0	0- 1	AWAY	0- 0	0- 6	0- 2				
0- 0	0- 0	0- 0	NEUTRAL	0- 0	0- 0	0- 0				
4- 6	0- 0	0- 0	CONFERENCE	0- 0	4- 6	4- 6				
2- 3	0- 0	0- 0	HOME	0- 0	2- 3	2- 3				
2- 3	0- 0	0- 0	AWAY	0- 0	2- 3	2- 3				
0- 0	0- 0	0- 0	NEUTRAL	0- 0	0- 0	0- 0				

RPI	S	Opponent	Score	RPI	S	Opponent	Score	RPI	S	Opponent	Score	RPI	S	Opponent	Score
41	A	Oregon St.	41 98									129	A	BYU	54 75
												153	H	Cal Poly	89 70
												156	H	Idaho St.	58 70
												163	A	Eastern Wash.	41 61
												172	A	Weber St.	57 75
												176	A	Denver	53 72
												221	H	Seattle U	75 77
												222	A	CSU Bakersfield	58 63
												232	A	Pepperdine	44 71
												239	A	New Mexico St.	51 59
												239	H	New Mexico St.	72 82
												270	A	Grand Canyon	61 81
												271	A	UMKC	66 59
												271	H	UMKC	68 65
												292	H	Utah St.	61 43
												307	H	Air Force	59 56
												311	H	UTRGV	69 60
												313	A	Portland	64 71
												316	H	Cal St. Fullerton	36 73
												327	H	Southern Utah	69 61
												340	A	Chicago St.	68 30
												340	H	Chicago St.	74 84
LAST 12 Division I GAMES:															
239	A	New Mexico St.	51 59	311	H	UTRGV	69 60								
271	H	UMKC	68 65	340	A	Chicago St.	68 30								
340	H	Chicago St.	74 84	271	A	UMKC	66 59								
221	H	Seattle U	75 77	222	A	CSU Bakersfield	58 63								
270	A	Grand Canyon	61 81	176	A	Denver	53 72								
239	H	New Mexico St.	72 82	316	H	Cal St. Fullerton	36 73								

Non-Div I Games: Antelope Valley 78 54 Dixie St. 72 63

Utah Valley

Loss, Non-Conf, S Site, H Home A Away N Neutral

Average RPI Win:	274	WON-LOST	WINNING	LAST 10	STRENGTH OF	OPP. STRENGTH	TEAM	ADJ.	CONF.	ADJ CONF.
Average RPI Loss:	144	RECORD	PCT. RANK	GAMES	SCHEDULE	OF SCHEDULE	RPI	RPI	RPI	RPI
DIV. I ONLY	6- 19	300	3- 7	160	199	282	282	12	12	
DIV. I NON-CONF.	3- 9	280	0- 0	251	278	298	298	10	10	

TOTALS	RPI 1-25	RPI 26-50	W-L RECORDS	RPI 51-100	RPI 101-999	RPI 201+				
6- 19	0- 0	0- 2	OVERALL	0- 6	6- 11	5- 6				
4- 7	0- 0	0- 0	HOME	0- 3	4- 4	3- 1				
1- 10	0- 0	0- 0	AWAY	0- 0	1- 0	1- 0				
1- 2	0- 0	0- 0	NEUTRAL	0- 2	1- 0	1- 0				
3- 9	0- 0	0- 1	NON-CONFERENCE	0- 2	3- 6	3- 4				
2- 2	0- 0	0- 0	HOME	0- 0	2- 2	2- 1				
0- 5	0- 0	0- 1	AWAY	0- 0	0- 4	0- 3				
1- 2	0- 0	0- 0	NEUTRAL	0- 2	1- 0	1- 0				
3- 10	0- 0	0- 1	CONFERENCE	0- 4	3- 5	2- 2				
2- 5	0- 0	0- 0	HOME	0- 3	2- 2	1- 0				
1- 5	0- 0	0- 1	AWAY	0- 1	1- 3	1- 2				
0- 0	0- 0	0- 0	NEUTRAL	0- 0	0- 0	0- 0				

RPI	S	Opponent	Score	RPI	S	Opponent	Score	RPI	S	Opponent	Score	RPI	S	Opponent	Score	Team's RPI: 282
36	A	Dayton	64 74	37	A	Minnesota	63 108	58	A	Duquesne	71 80	111	H	George Mason	42 65	
								58	H	Duquesne	51 70	117	H	Georgetown	59 71	
								61	N	Mercer	54 70	139	A	Radford	62 79	
								74	N	Penn	52 82	155	A	Saint Joseph's	41 79	
								76	H	Fordham	54 64	155	H	Saint Joseph's	56 54	
								96	H	George Washington	39 61	194	H	Richmond	68 77	
												204	H	Norfolk St.	52 66	
												230	A	UNCG	61 74	
												231	A	La Salle	57 62	
												257	H	St. Bonaventure	77 75	
												261	A	UNCW	67 83	
												280	H	Old Dominion	68 39	
												283	A	Massachusetts	75 79	
												305	H	Coppin St.	62 47	
												319	N	Long Beach St.	69 59	
												320	A	Georgia St.	56 61	
												330	A	Rhode Island	61 49	

LAST 12 Division I GAMES:																
111	H	George Mason	42 65	231	A	La Salle	57 62	283	A	Massachusetts	75 79	76	H	Fordham	54 64	
257	H	St. Bonaventure	77 75	330	A	Rhode Island	61 49	58	H	Duquesne	51 70	96	H	George Washington	39 61	
58	A	Duquesne	71 80													
36	A	Dayton	64 74													
155	H	Saint Joseph's	56 54													
194	H	Richmond	68 77													

Non-Div I Games:

VCU

Average RPI Win:	317	WON-LOST	WINNING	LAST 10	STRENGTH OF	OPP. STRENGTH	TEAM	ADJ.	CONF.	ADJ CONF.
Average RPI Loss:	160	RECORD	PCT. RANK	GAMES	SCHEDULE	OF SCHEDULE	RPI	RPI	RPI	RPI
DIV. I ONLY	9- 13	223	3- 7	342	254	289	289	24	24	
DIV. I NON-CONF.	5- 4	146	0- 0	342	264	238	238	22	22	

TOTALS	RPI 1-25	RPI 26-50	W-L RECORDS	RPI 51-100	RPI 101-999	RPI 201+				
9- 13	0- 0	0- 1	OVERALL	0- 3	9- 9	9- 5				
6- 3	0- 0	0- 0	HOME	0- 0	6- 3	6- 2				
3- 10	0- 0	0- 0	AWAY	0- 0	3- 0	3- 0				
0- 0	0- 0	0- 0	NEUTRAL	0- 0	0- 0	0- 0				
5- 4	0- 0	0- 1	NON-CONFERENCE	0- 2	5- 1	5- 1				
3- 0	0- 0	0- 0	HOME	0- 0	3- 0	3- 0				
2- 4	0- 0	0- 1	AWAY	0- 2	2- 1	2- 1				
0- 0	0- 0	0- 0	NEUTRAL	0- 0	0- 0	0- 0				
4- 9	0- 0	0- 0	CONFERENCE	0- 1	4- 8	4- 4				
3- 3	0- 0	0- 0	HOME	0- 0	3- 3	3- 2				
1- 6	0- 0	0- 0	AWAY	0- 1	1- 5	1- 2				
0- 0	0- 0	0- 0	NEUTRAL	0- 0	0- 0	0- 0				

RPI	S	Opponent	Score	RPI	S	Opponent	Score	RPI	S	Opponent	Score	RPI	S	Opponent	Score	Team's RPI: 289
42	A	Purdue	49 95	81	A	Drake	50 86	106	A	Missouri St.	60 83	144	A	Southern Ill.	63 74	
				88	A	Liberty	40 61	144	H	Southern Ill.	86 88	150	A	UNI	56 77	
				90	A	Miami (OH)	68 77	205	A	Bowling Green	77 90	251	A	Illinois St.	55 63	
								251	H	Illinois St.	56 50	255	A	Bradley	58 69	
								255	H	Bradley	69 88	270	H	Grand Canyon	80 75	
								273	H	Indiana St.	54 67	309	A	Loyola Chicago	63 53	
								309	H	Loyola Chicago	76 60	331	H	Fort Wayne	68 50	
								340	H	Chicago St.	71 60	346	A	Eastern Ill.	76 67	
								347	A	Longwood	81 68	349	H	Evansville	101 59	
LAST 12 Division I GAMES:																
144	H	Southern Ill.	86 88	144	A	Southern Ill.	63 74									
309	A	Loyola Chicago	63 53	106	A	Missouri St.	60 83									
251	A	Illinois St.	55 63	309	H	Loyola Chicago	76 60									
255	A	Bradley	58 69	255	H	Bradley	69 88									
273	H	Indiana St.	54 67	251	H	Illinois St.	56 50									
349	H	Evansville	101 59	150	A	UNI	56 77									

Non-Div I Games: Ind.-Northwest 99 59 Ind.-Kokomo 81 47

Val parai so

Average RPI Win:	135	WON-LOST	WINNING	LAST 10	STRENGTH OF	OPP. STRENGTH	TEAM	ADJ.	CONF.	ADJ CONF.
Average RPI Loss:	55	RECORD	PCT. RANK	GAMES	SCHEDULE	OF SCHEDULE	RPI	RPI	RPI	RPI
DIV. I ONLY	6- 21	306	2- 8	4	8	128	128	2	2	
DIV. I NON-CONF.	4- 10	267	0- 0	25	16	148	148	2	2	

TOTALS	RPI 1-25	RPI 26-50	W-L RECORDS	RPI 51-100	RPI 101-999	RPI 201+				
6- 21	0- 9	0- 5	OVERALL	2- 3	4- 4	1- 0				
3- 11	0- 6	0- 2	HOME	1- 1	2- 2	1- 0				
3- 8	0- 3	0- 2	AWAY	1- 2	2- 1	0- 0				
0- 2	0- 0	0- 1	NEUTRAL	0- 0	0- 1	0- 0				
4- 10	0- 3	0- 2	NON-CONFERENCE	1- 2	3- 3	1- 0				
2- 5	0- 1	0- 1	HOME	0- 1	2- 2	1- 0				
2- 3	0- 2	0- 0	AWAY	1- 1	1- 0	0- 0				
0- 2	0- 0	0- 1	NEUTRAL	0- 0	0- 1	0- 0				
2- 11	0- 6	0- 3	CONFERENCE	1- 1	1- 1	0- 0				
1- 6	0- 5	0- 1	HOME	1- 0	0- 0	0- 0				
1- 5	0- 1	0- 2	AWAY	0- 1	1- 1	0- 0				
0- 0	0- 0	0- 0	NEUTRAL	0- 0	0- 0	0- 0				

RPI 1-25				RPI 26-50				RPI 51-100				RPI 101+ Team's RPI : 128			
RPI	S	Opponent	Score	RPI	S	Opponent	Score	RPI	S	Opponent	Score	RPI	S	Opponent	Score
3	H	Mississippi St.	50 95	26	A	LSU	65 85	78	H	Belmont	74 111	102	A	Auburn	60 63
4	A	Louisville	57 79	27	A	Georgia	55 67	85	A	Alabama	75 77	104	H	Iowa St.	77 74
10	A	Tennessee	73 86	27	H	Georgia	52 81	95	H	Kentucky	70 55	112	A	Saint Louis	74 69
10	H	Tennessee	64 74	31	N	Syracuse	78 84	96	A	George Washington	69 59	123	H	Middle Tenn.	54 65
15	H	South Carolina	82 95	40	H	Ball St.	79 88	100	A	Tulane	59 71	138	A	Ole Miss	75 72
16	H	Missouri	70 81									188	N	Wisconsin	71 73
19	H	NC State	72 83									197	H	Memphis	60 71
21	H	Texas A&M	67 91									264	H	Lipscomb	92 82
25	A	Central Mich.	75 92												
LAST 12 Division I GAMES:															
3	H	Mississippi St.	50 95	85	A	Alabama	75 77								
102	A	Auburn	60 63	15	H	South Carolina	82 95								
27	A	Georgia	55 67	95	H	Kentucky	70 55								
10	H	Tennessee	64 74	16	H	Missouri	70 81								
138	A	Ole Miss	75 72	10	A	Tennessee	73 86								
21	H	Texas A&M	67 91	27	H	Georgia	52 81								

Non-Div I Games:

Vanderbilt

Average RPI Win:	131	WON-LOST	WINNING	LAST 10	STRENGTH OF	OPP. STRENGTH	TEAM	ADJ.	CONF.	ADJ CONF.
Average RPI Loss:	55	RECORD	PCT. RANK	GAMES	SCHEDULE	OF SCHEDULE	RPI	RPI	RPI	RPI
DIV. I ONLY	20- 6	39	6- 4	51	63	23	23	6	6	
DIV. I NON-CONF.	10- 1	15	0- 1	24	115	9	9	6	6	

TOTALS	RPI 1-25	RPI 26-50	W-L RECORDS	RPI 51-100	RPI 101-999	RPI 201+				
20- 6	1- 0	2- 3	OVERALL	3- 2	14- 1	5- 0				
7- 3	1- 0	1- 1	HOME	1- 1	4- 1	1- 0				
10- 3	0- 0	1- 2	AWAY	0- 1	9- 0	4- 0				
3- 0	0- 0	0- 0	NEUTRAL	2- 0	1- 0	0- 0				
10- 1	1- 0	1- 0	NON-CONFERENCE	2- 1	6- 0	2- 0				
2- 1	1- 0	0- 0	HOME	0- 1	1- 0	0- 0				
5- 0	0- 0	1- 0	AWAY	0- 0	4- 0	2- 0				
3- 0	0- 0	0- 0	NEUTRAL	2- 0	1- 0	0- 0				
10- 5	0- 0	1- 3	CONFERENCE	1- 1	8- 1	3- 0				
5- 2	0- 0	1- 1	HOME	1- 0	3- 1	1- 0				
5- 3	0- 0	0- 2	AWAY	0- 1	5- 0	2- 0				
0- 0	0- 0	0- 0	NEUTRAL	0- 0	0- 0	0- 0				

RPI	S	Opponent	Score	RPI	S	Opponent	Score	RPI	S	Opponent	Score	RPI	S	Opponent	Score
20	H	Duke	64 55	28	A	Marquette	69 90	52	A	St. John's (NY)	64 70	103	A	Seton Hall	67 59
				28	H	Marquette	57 67	52	H	St. John's (NY)	69 52	103	H	Seton Hall	59 53
				32	H	DePaul	84 58	55	N	American	65 60	107	A	Butler	69 67
				34	A	Princeton	62 59	69	N	James Madison	60 57	107	H	Butler	53 76
				43	A	Creighton	54 69	74	H	Penn	77 79	117	A	Georgetown	60 58

LAST 12 Division I GAMES:															
				28	A	Marquette	69 90	28	H	Marquette	57 67				
				103	H	Seton Hall	59 53	32	H	DePaul	84 58				
				52	H	St. John's (NY)	69 52	74	H	Penn	77 79				
				117	H	Georgetown	68 67	52	A	St. John's (NY)	64 70				
				107	A	Butler	69 67	103	A	Seton Hall	67 59				
				214	A	Xavier	89 50	117	A	Georgetown	60 58				

Non-Div I Games:

Villanova

Average RPI Win:	129	WON-LOST	WINNING	LAST 10	STRENGTH OF	OPP. STRENGTH	TEAM	ADJ.	CONF.	ADJ CONF.
Average RPI Loss:	20	RECORD	PCT. RANK	GAMES	SCHEDULE	OF SCHEDULE	RPI	RPI	RPI	RPI
DIV. I ONLY	16- 10	106	6- 4	7	6	30	30	1	1	
DIV. I NON-CONF.	7- 6	165	0- 0	14	24	71	71	1	1	

TOTALS	RPI 1-25	RPI 26-50	W-L RECORDS	RPI 51-100	RPI 101-999	RPI 201+				
16- 10	1- 7	1- 2	OVERALL	6- 1	8- 0	3- 0				
10- 5	0- 3	1- 1	HOME	2- 1	7- 0	3- 0				
4- 5	1- 4	0- 1	AWAY	2- 0	1- 0	0- 0				
2- 0	0- 0	0- 0	NEUTRAL	2- 0	0- 0	0- 0				
7- 6	0- 3	0- 2	NON-CONFERENCE	3- 1	4- 0	3- 0				
5- 3	0- 1	0- 1	HOME	1- 1	4- 0	3- 0				
0- 3	0- 2	0- 1	AWAY	0- 0	0- 0	0- 0				
2- 0	0- 0	0- 0	NEUTRAL	2- 0	0- 0	0- 0				
9- 4	1- 4	1- 0	CONFERENCE	3- 0	4- 0	0- 0				
5- 2	0- 2	1- 0	HOME	1- 0	3- 0	0- 0				
4- 2	1- 2	0- 0	AWAY	2- 0	1- 0	0- 0				
0- 0	0- 0	0- 0	NEUTRAL	0- 0	0- 0	0- 0				

RPI 1-25				RPI 26-50				RPI 51-100				RPI 101+			
RPI	S	Opponent	Score	RPI	S	Opponent	Score	RPI	S	Opponent	Score	RPI	S	Opponent	Score
2	H	Notre Dame	69 83	27	H	Georgi a	61 64	58	H	Duquesne	63 74	108	H	North Carolina	82 70
3	A	Missi ssi ppi St.	53 68	31	H	Syracuse	68 63	64	A	Georgi a Tech	62 56	136	H	Clemson	70 41
4	H	Loui sville	41 77	36	A	Dayton	46 61	65	H	Harvard	50 48	166	H	Pi ttsburgh	62 50
6	A	Florida St.	62 77					66	N	I ndi ana	82 72	198	H	Hampton	66 62
18	H	Maryl and	59 60					73	A	Vi rgi ni a Tech	64 62	201	A	Boston Colle ge	68 57
19	A	NC State	73 63					73	H	Vi rgi ni a Tech	61 52	230	H	UNCG	68 50
20	A	Duke	48 55					83	N	Oh i o	77 59	256	H	Manhattan	69 47
22	A	Rutgers	43 52									291	H	Central Conn. St.	103 59

LAST 12 Division I GAMES:															
2	H	Notre Dame	69 83	73	H	Vi rgi ni a Tech	61 52								
73	A	Vi rgi ni a Tech	64 62	20	A	Duke	48 55								
6	A	Florida St.	62 77	201	A	Boston Colle ge	68 57								
4	H	Louisville	41 77	136	H	Clemson	70 41								
64	A	Georgia Tech	62 56	19	A	NC State	73 63								
108	H	North Carolina	82 70	31	H	Syracuse	68 63								

Non-Div I Games:

Virginia

Average RPI Win:	163	WON-LOST	WINNING	LAST 10	STRENGTH OF	OPP. STRENGTH	TEAM	ADJ.	CONF.	ADJ CONF.
Average RPI Loss:	42	RECORD	PCT. RANK	GAMES	SCHEDULE	OF SCHEDULE	RPI	RPI	RPI	RPI
DIV. I ONLY	16- 10	106	4- 6	56	43	73	73	1	1	
DIV. I NON-CONF.	11- 2	22	0- 0	154	150	45	45	1	1	

TOTALS	RPI 1-25	RPI 26-50	W-L RECORDS	RPI 51-100	RPI 101-999	RPI 201+				
16- 10	0- 4	2- 2	OVERALL	2- 3	12- 1	5- 0				
10- 4	0- 2	1- 1	HOME	1- 1	8- 0	3- 0				
5- 4	0- 2	1- 1	AWAY	0- 1	4- 0	2- 0				
1- 2	0- 0	0- 0	NEUTRAL	1- 1	0- 1	0- 0				
11- 2	0- 0	1- 0	NON-CONFERENCE	1- 1	9- 1	5- 0				
7- 0	0- 0	1- 0	HOME	0- 0	6- 0	3- 0				
3- 0	0- 0	0- 0	AWAY	0- 0	3- 0	2- 0				
1- 2	0- 0	0- 0	NEUTRAL	1- 1	0- 1	0- 0				
5- 8	0- 4	1- 2	CONFERENCE	1- 2	3- 0	0- 0				
3- 4	0- 2	0- 1	HOME	1- 1	2- 0	0- 0				
2- 4	0- 2	1- 1	AWAY	0- 1	1- 0	0- 0				
0- 0	0- 0	0- 0	NEUTRAL	0- 0	0- 0	0- 0				

RPI 1-25				RPI 26-50				RPI 51-100				Team's RPI: 73				RPI 101+			
RPI	S	Opponent	Score	RPI	S	Opponent	Score	RPI	S	Opponent	Score	RPI	S	Opponent	Score	RPI	S	Opponent	Score
4	A	Louisville	56 67	30	A	Virginia	52 61	51	H	Miami (FL)	78 82	102	H	Auburn	72 63				
6	A	Florida St.	62 107	30	H	Virginia	62 64	54	N	West Virginia	61 79	107	N	Butler	77 79				
19	H	NC State	51 68	31	A	Syracuse	73 64	57	N	Drexel	79 67	108	A	North Carolina	90 74				
20	H	Duke	75 86	46	H	UCF	86 69	64	H	Georgia Tech	68 62	116	A	Chattanooga	64 44				
								98	A	Wake Forest	56 73	139	H	Radford	68 42				
												166	H	Pittsburgh	89 66				
												184	H	High Point	86 63				
												201	H	Boston College	89 58				
												212	A	Illinois	96 49				
												278	H	UMES	90 52				
												285	H	USC Upstate	87 56				
												299	A	Monmouth	84 34				
												325	H	Wagner	99 32				

LAST 12 Division I GAMES:																			
98	A	Wake Forest	56 73	30	A	Virginia	52 61	20	H	Duke	75 86	6	A	Florida St.	62 107				
30	H	Virginia	62 64	108	A	North Carolina	90 74	166	H	Pittsburgh	89 66	4	A	Louisville	56 67				
31	A	Syracuse	73 64	51	H	Miami (FL)	78 82	201	H	Boston College	89 58								
64	H	Georgia Tech	68 62																

Non-Div I Games:

Virginia Tech

Average RPI Win: 299

Average RPI Loss: 202

WON-LOST
RECORDWINNING
PCT. RANKLAST 10
GAMESSTRENGTH OF
SCHEDULEOPP. STRENGTH
OF SCHEDULETEAM
RPIADJ.
RPICONF.
RPIADJ CONF.
RPIDIV. I ONLY
DIV. I NON-CONF.4- 19
1- 9315
3182- 8
0- 0231
132338
247325
300325
30029
2929
29

TOTALS

RPI 1-25

RPI 26-50

W-L RECORDS

RPI 51-100

RPI 101-999

RPI 201+

4- 19

0- 0

0- 1

OVERALL

0- 3

4- 15

4- 11

3- 6

0- 0

0- 1

HOME

0- 0

3- 5

3- 2

1- 13

0- 0

0- 0

AWAY

0- 3

1- 10

1- 9

0- 0

0- 0

0- 0

NEUTRAL

0- 0

0- 0

0- 0

1- 9

0- 0

0- 1

NON-CONFERENCE

0- 3

1- 5

1- 3

1- 2

0- 0

0- 1

HOME

0- 0

1- 1

1- 0

0- 7

0- 0

0- 0

AWAY

0- 3

0- 4

0- 3

0- 0

0- 0

0- 0

NEUTRAL

0- 0

0- 0

0- 0

3- 10

0- 0

0- 0

CONFERENCE

0- 0

3- 10

3- 8

2- 4

0- 0

0- 0

HOME

0- 0

2- 4

2- 2

1- 6

0- 0

0- 0

AWAY

0- 0

1- 6

1- 6

0- 0

0- 0

0- 0

NEUTRAL

0- 0

0- 0

0- 0

RPI 1-25

RPI 26-50

RPI 51-100

RPI 101+

Team's RPI: 325

RPI S Opponent Score

RPI S Opponent Score

RPI S Opponent Score

RPI S Opponent Score

34 H Princeton 37 58

69 A James Madison 45 68

113 H Saint Francis (PA) 76 79

73 A Virginia Tech 32 99

145 H Robert Morris 52 58

80 A Albany (NY) 44 89

177 H New Hampshire 53 65

191 A Temple 36 70

203 A Stony Brook 50 69

234 A Lafayette 52 70

262 A Towson 42 64

269 A St. Francis Brooklyn 76 80

269 H St. Francis Brooklyn 50 47

274 A Mt. St. Mary's 56 79

276 A Fairleigh Dickinson 61 62

276 H Fairleigh Dickinson 64 74

284 A LIU Brooklyn 69 74

284 H LIU Brooklyn 52 44

290 A Sacred Heart 49 61

290 H Sacred Heart 55 72

291 A Central Conn. St. 56 59

295 A Bryant 75 66

347 H Longwood 60 43

LAST 12 Division I GAMES:

276 A Fairleigh Dickinson 61 62

145 H Robert Morris 52 58

290 A Sacred Heart 49 61

269 A St. Francis Brooklyn 76 80

284 H LIU Brooklyn 52 44

284 A LIU Brooklyn 69 74

269 H St. Francis Brooklyn 50 47

290 H Sacred Heart 55 72

274 A Mt. St. Mary's 56 79

276 H Fairleigh Dickinson 64 74

113 H Saint Francis (PA) 76 79

291 A Central Conn. St. 56 59

Non-Div I Games:

Staten Island

63 58

Wagner

Loss, Non-Conf, S Site, H Home A Away N Neutral

Average RPI	Win:	179	WON-LOST	WINNING	LAST 10	STRENGTH OF	OPP. STRENGTH	TEAM	ADJ.	CONF.	ADJ CONF.
Average RPI	Loss:	54	RECORD	PCT. RANK	GAMES	SCHEDULE	OF SCHEDULE	RPI	RPI	RPI	RPI
DIV. I ONLY		12- 14		201	2- 8	42	33	98	98	1	1
DIV. I NON-CONF.		8- 5		111	0- 0	201	110	129	129	1	1

TOTALS	RPI 1-25		RPI 26-50		W-L RECORDS	RPI 51-100		RPI 101-999		RPI 201+	
12- 14	0- 7		0- 2		OVERALL	3- 2		9- 3		5- 1	
6- 7	0- 4		0- 1		HOME	2- 0		4- 2		3- 0	
6- 5	0- 3		0- 0		AWAY	1- 2		5- 0		2- 0	
0- 2	0- 0		0- 1		NEUTRAL	0- 0		0- 1		0- 1	
8- 5	0- 1		0- 1		NON-CONFERENCE	1- 1		7- 2		5- 1	
5- 1	0- 0		0- 0		HOME	1- 0		4- 1		3- 0	
3- 2	0- 1		0- 0		AWAY	0- 1		3- 0		2- 0	
0- 2	0- 0		0- 1		NEUTRAL	0- 0		0- 1		0- 1	
4- 9	0- 6		0- 1		CONFERENCE	2- 1		2- 1		0- 0	
1- 6	0- 4		0- 1		HOME	1- 0		0- 1		0- 0	
3- 3	0- 2		0- 0		AWAY	1- 1		2- 0		0- 0	
0- 0	0- 0		0- 0		NEUTRAL	0- 0		0- 0		0- 0	

RPI	S	Opponent	Score	RPI	S	Opponent	Score	RPI	S	Opponent	Score	RPI	S	Opponent	Score
2	H	Notre Dame	73 96	31	H	Syracuse	61 71	51	A	Miami (FL)	61 50	103	H	Seton Hall	57 67
4	A	Louisville	52 89	37	N	Minnesota	81 93	56	H	Elon	53 51	108	H	North Carolina	76 79
6	H	Florida St.	79 81					64	A	Georgia Tech	67 79	166	A	Pittsburgh	58 49
19	H	NC State	68 82					73	H	Virginia Tech	73 56	170	H	Charlotte	71 69
20	A	Duke	51 59					82	A	Penn St.	58 68	194	A	Richmond	85 81
20	H	Duke	67 80									201	A	Boston College	67 59
22	A	Rutgers	51 65									214	A	Xavier	62 57

Team's RPI: 98															
LAST 12 Division I GAMES:															
73	H	Virginia Tech	73 56	64	A	Georgia Tech	67 79								
31	H	Syracuse	61 71	6	H	Florida St.	79 81								
20	A	Duke	51 59	108	H	North Carolina	76 79								
201	A	Boston College	67 59	20	H	Duke	67 80								
4	A	Louisville	52 89	51	A	Miami (FL)	61 50								
19	H	NC State	68 82	166	A	Pittsburgh	58 49								

Non-Div I Games:

Wake Forest

Average RPI Loss: 76

DIV. I ONLY	7- 19	292	1- 9	23	54	180	180	5	5
DIV. I NON-CONF.	6- 5	153	0- 0	50	135	94	94	3	3
TOTALS	RPI 1-25	RPI 26-50	W-L RECORDS	RPI 51-100	RPI 101-999	RPI 201+			
7- 19	0- 6	1- 5	OVERALL	1- 2	5- 6	3- 1			
5- 7	0- 2	0- 2	HOME	1- 1	4- 2	3- 0			
1- 10	0- 3	0- 3	AWAY	0- 1	1- 3	0- 1			
1- 2	0- 1	1- 0	NEUTRAL	0- 0	0- 1	0- 0			
6- 5	0- 2	1- 0	NON-CONFERENCE	0- 0	5- 3	3- 0			
4- 1	0- 0	0- 0	HOME	0- 0	4- 1	3- 0			
1- 2	0- 1	0- 0	AWAY	0- 0	1- 1	0- 0			
1- 2	0- 1	1- 0	NEUTRAL	0- 0	0- 1	0- 0			
1- 14	0- 4	0- 5	CONFERENCE	1- 2	0- 3	0- 1			
1- 6	0- 2	0- 2	HOME	1- 1	0- 1	0- 0			
0- 8	0- 2	0- 3	AWAY	0- 1	0- 2	0- 1			
0- 0	0- 0	0- 0	NEUTRAL	0- 0	0- 0	0- 0			

RPI 1-25					RPI 26-50					RPI 51-100					RPI 101+					Team's RPI: 180	
RPI	S	Opponent	Score		RPI	S	Opponent	Score		RPI	S	Opponent	Score		RPI	S	Opponent	Score			
7	A	Ohio St.	76	85	38	A	Ari zona St.	41	61	92	A	Washing ton St.	75	78	108	N	North Carolina	78	90		
8	A	Oregon	83	94	39	A	Cal i forn i a	60	69	92	H	Washing ton St.	56	49	129	H	BYU	80	72		
8	H	Oregon	63	76	41	A	Oregon St.	63	75	94	H	Utah	65	74	134	A	Idaho	81	69		
9	H	UCLA	69	86	41	H	Oregon St.	57	95						142	A	Col orado	56	76		
11	N	Texas	68	92	43	N	Crei ghton	67	64						142	H	Col orado	61	66		
12	A	Stanford	45	71	50	H	Southern Cal i forn i a	61	72						156	H	Idaho St.	59	79		
LAST 12 Division I GAMES:																					
					142	A	Col orado	56	76	9	H	UCLA	69	86							
					41	H	Oregon St.	57	95	92	H	Washing ton St.	56	49							
					8	H	Oregon	63	76	92	A	Washing ton St.	75	78							
					277	A	Ari zona	70	72	12	A	Stanford	45	71							
					38	A	Ari zona St.	41	61	39	A	Cal i forn i a	60	69							
					50	H	Southern Cal i forn i a	61	72	142	H	Col orado	61	66							

Washington

Average RPI Win:	140	WON-LOST	WINNING	LAST 10	STRENGTH OF	OPP. STRENGTH	TEAM	ADJ.	CONF.	ADJ CONF.
Average RPI Loss:	54	RECORD	PCT. RANK	GAMES	SCHEDULE	OF SCHEDULE	RPI	RPI	RPI	RPI
DIV. I ONLY	10- 17	251	2- 8	8	45	92	92	5	5	
DIV. I NON-CONF.	7- 5	132	0- 0	7	72	31	31	3	3	

TOTALS	RPI 1-25	RPI 26-50	W-L RECORDS	RPI 51-100	RPI 101-999	RPI 201+				
10- 17	1- 5	0- 6	OVERALL	1- 5	8- 1	1- 0				
4- 7	0- 2	0- 3	HOME	0- 2	4- 0	0- 0				
4- 9	0- 2	0- 3	AWAY	1- 3	3- 1	1- 0				
2- 1	1- 1	0- 0	NEUTRAL	0- 0	1- 0	0- 0				
7- 5	1- 1	0- 1	NON-CONFERENCE	1- 3	5- 0	0- 0				
2- 2	0- 0	0- 1	HOME	0- 1	2- 0	0- 0				
3- 2	0- 0	0- 0	AWAY	1- 2	2- 0	0- 0				
2- 1	1- 1	0- 0	NEUTRAL	0- 0	1- 0	0- 0				
3- 12	0- 4	0- 5	CONFERENCE	0- 2	3- 1	1- 0				
2- 5	0- 2	0- 2	HOME	0- 1	2- 0	0- 0				
1- 7	0- 2	0- 3	AWAY	0- 1	1- 1	1- 0				
0- 0	0- 0	0- 0	NEUTRAL	0- 0	0- 0	0- 0				

RPI 1-25				RPI 26-50				RPI 51-100				Team's RPI : 92				RPI 101+			
RPI	S	Opponent	Score	RPI	S	Opponent	Score	RPI	S	Opponent	Score	RPI	S	Opponent	Score	RPI	S	Opponent	Score
8	A	Oregon	56 89	38	A	Ari zona St.	51 77	60	A	Nebraska	73 61	112	H	Sai nt Loui s	85 63				
8	H	Oregon	79 90	39	A	Cal i forn i a	60 66	67	A	UC Davi s	76 91	130	N	ETSU	80 76				
9	H	UCLA	71 79	41	A	Oregon St.	53 71	72	A	Sai nt Mary' s (CA)	75 81	142	H	Col orado	89 75				
12	A	Stanford	57 70	41	H	Oregon St.	61 63	94	A	Utah	50 54	154	A	San Franci sco	74 70				
22	N	Rutgers	63 60	45	H	Gonzaga	56 64	94	H	Utah	79 81	156	H	Idaho St.	72 55				
24	N	South Fla.	45 82	50	H	Southern Cal i forn i a	72 73	95	H	Kentucky	68 73	165	A	Boise St.	61 53				
																180	A	Washi ngton	49 56
																180	H	Washi ngton	78 75
																277	A	Ari zona	78 60
				</															

Average RPI Win:	247	WON-LOST	WINNING	LAST 10	STRENGTH OF	OPP. STRENGTH	TEAM	ADJ.	CONF.	ADJ CONF.
Average RPI Loss:	125	RECORD	PCT. RANK	GAMES	SCHEDULE	OF SCHEDULE	RPI	RPI	RPI	RPI
DIV. I ONLY	14- 8	95	6- 4	317	142	172	172	19	19	
DIV. I NON-CONF.	6- 3	87	0- 0	316	187	180	180	13	13	

TOTALS	RPI 1-25	RPI 26-50	W-L RECORDS	RPI 51-100	RPI 101-999	RPI 201+				
14- 8	0- 1	1- 1	OVERALL	0- 1	13- 5	10- 1				
9- 2	0- 0	1- 0	HOME	0- 1	8- 1	6- 0				
5- 6	0- 1	0- 1	AWAY	0- 0	5- 4	4- 1				
0- 0	0- 0	0- 0	NEUTRAL	0- 0	0- 0	0- 0				
6- 3	0- 1	0- 0	NON-CONFERENCE	0- 1	6- 1	6- 0				
4- 1	0- 0	0- 0	HOME	0- 1	4- 0	4- 0				
2- 2	0- 1	0- 0	AWAY	0- 0	2- 1	2- 0				
0- 0	0- 0	0- 0	NEUTRAL	0- 0	0- 0	0- 0				
8- 5	0- 0	1- 1	CONFERENCE	0- 0	7- 4	4- 1				
5- 1	0- 0	1- 0	HOME	0- 0	4- 1	2- 0				
3- 4	0- 0	0- 1	AWAY	0- 0	3- 3	2- 1				
0- 0	0- 0	0- 0	NEUTRAL	0- 0	0- 0	0- 0				

RPI 1-25				RPI 26-50				RPI 51-100				RPI 101+				Team's RPI: 172
RPI	S	Opponent	Score	RPI	S	Opponent	Score	RPI	S	Opponent	Score	RPI	S	Opponent	Score	
8	A	Oregon	87 114	33	A	Northern Colo.	69 71	94	H	Utah	58 85	120	A	Portland St.	64 77	
				33	H	Northern Colo.	82 73					120	H	Portland St.	60 62	
												146	A	Fresno St.	78 81	
												156	A	Idaho St.	76 70	
												156	H	Idaho St.	84 73	
												162	A	North Dakota	67 80	
												162	H	North Dakota	80 69	
												218	A	CSUN	64 61	
												232	H	Pepperdine	71 61	
												272	A	Sacramento St.	78 56	
												307	H	Air Force	62 52	
												312	H	Incarinate Word	79 55	
												313	A	Portland	91 70	
												315	A	Northern Ari z.	75 76	
												315	H	Northern Ari z.	77 63	
												327	A	Southern Utah	77 64	
												327	H	Southern Utah	65 50	
												328	H	Utah Valley	75 57	
LAST 12 Division I GAMES:																
120	H	Portland St.	60 62	120	A	Portland St.	64 77									
33	A	Northern Colo.	69 71	272	A	Sacramento St.	78 56									
162	A	North Dakota	67 80	162	H	North Dakota	80 69									
315	H	Northern Ari z.	77 63	33	H	Northern Colo.	82 73									
327	H	Southern Utah	65 50	327	A	Southern Utah	77 64									
156	H	Idaho St.	84 73	315	A	Northern Ari z.	75 76									

Non-Div I Games: Westminster (UT) 64 58 Antelope Valley 80 70

Weber St.

Average RPI Win:	168	WON-LOST	WINNING	LAST 10	STRENGTH OF	OPP. STRENGTH	TEAM	ADJ.	CONF.	ADJ CONF.
Average RPI Loss:	38	RECORD	PCT. RANK	GAMES	SCHEDULE	OF SCHEDULE	RPI	RPI	RPI	RPI
DIV. I ONLY	19- 7	53	5- 5	80	58	54	54	4	4	
DIV. I NON-CONF.	12- 0	1	0- 0	162	159	18	18	5	5	

TOTALS	RPI 1-25	RPI 26-50	W-L RECORDS	RPI 51-100	RPI 101-999	RPI 201+				
19- 7	1- 3	0- 2	OVERALL	3- 2	15- 0	8- 0				
10- 4	0- 2	0- 0	HOME	0- 2	10- 0	7- 0				
5- 3	1- 1	0- 2	AWAY	1- 0	3- 0	1- 0				
4- 0	0- 0	0- 0	NEUTRAL	2- 0	2- 0	0- 0				
12- 0	1- 0	0- 0	NON-CONFERENCE	2- 0	9- 0	6- 0				
7- 0	0- 0	0- 0	HOME	0- 0	7- 0	6- 0				
1- 0	1- 0	0- 0	AWAY	0- 0	0- 0	0- 0				
4- 0	0- 0	0- 0	NEUTRAL	2- 0	2- 0	0- 0				
7- 7	0- 3	0- 2	CONFERENCE	1- 2	6- 0	2- 0				
3- 4	0- 2	0- 0	HOME	0- 2	3- 0	1- 0				
4- 3	0- 1	0- 2	AWAY	1- 0	3- 0	1- 0				
0- 0	0- 0	0- 0	NEUTRAL	0- 0	0- 0	0- 0				

RPI 1-25				RPI 26-50				RPI 51-100				RPI 101+			
RPI	S	Opponent	Score	RPI	S	Opponent	Score	RPI	S	Opponent	Score	RPI	S	Opponent	Score
5	H	Bayl or	72 83	29	A	Okl ahoma	57 76	57	N	Drexel	75 42	104	A	Iowa St.	69 59
11	A	Texas	58 79	48	A	Okl ahoma St.	73 79	73	N	Virginia Tech	79 61	104	H	Iowa St.	57 49
11	H	Texas	55 73					77	A	TCU	87 82	107	N	Butler	75 68
21	A	Texas A&M	70 56					77	H	TCU	74 76	139	N	Radford	75 55
								86	H	Kansas St.	52 60	166	H	Pittsburgh	73 52
												167	A	Kansas	74 54
												167	H	Kansas	76 46
												208	H	Morehead St.	66 56
												220	A	Texas Tech	74 60
												220	H	Texas Tech	82 52
												229	H	North Florida	87 59
												259	H	Morgan St.	84 41
												272	H	Sacramento St.	101 47
												291	H	Central Conn. St.	102 52
												305	H	Coppin St.	101 43

LAST 12 Division I GAMES:															
167	H	Kansas	76 46	104	A	Iowa St.	69 59								
220	A	Texas Tech	74 60	48	A	Oklahoma St.	73 79								
11	H	Texas	55 73	77	H	TCU	74 76								
29	A	Oklahoma	57 76	167	A	Kansas	74 54								
5	H	Bayl or	72 83	104	H	Iowa St.	57 49								
220	H	Texas Tech	82 52	86	H	Kansas St.	52 60								

Non-Div I Games:

West Virginia

Average RPI		Win: 220	WON-LOST RECORD	WINNING PCT. RANK	LAST 10 GAMES	STRENGTH OF SCHEDULE	OPP. STRENGTH OF SCHEDULE	TEAM RPI	ADJ. RPI	CONF. RPI	ADJ. CONF. RPI
Loss: 175											
DIV. I ONLY			3- 22	332	1- 8	117	277	302	302	17	17
DIV. I NON-CONF.			2- 11	305	0- 0	156	340	308	308	16	16
TOTALS		RPI 1-25		RPI 26-50		W-L RECORDS		RPI 51-100	RPI 101-999	RPI 201+	
3- 22	0- 1		0- 1		OVERALL	0- 2		3- 18		2- 8	
2- 9	0- 0		0- 0		HOME	0- 1		2- 8		1- 4	
1- 13	0- 1		0- 1		AWAY	0- 1		1- 10		1- 4	
0- 0	0- 0		0- 0		NEUTRAL	0- 0		0- 0		0- 0	
2- 11	0- 1		0- 1		NON-CONFERENCE	0- 0		2- 9		1- 6	
2- 3	0- 0		0- 0		HOME	0- 0		2- 3		1- 2	
0- 8	0- 1		0- 1		AWAY	0- 0		0- 6		0- 4	
0- 0	0- 0		0- 0		NEUTRAL	0- 0		0- 0		0- 0	
1- 11	0- 0		0- 0		CONFERENCE	0- 2		1- 9		1- 2	
0- 6	0- 0		0- 0		HOME	0- 1		0- 5		0- 2	
1- 5	0- 0		0- 0		AWAY	0- 1		1- 4		1- 0	
0- 0	0- 0		0- 0		NEUTRAL	0- 0		0- 0		0- 0	

RPI 1-25				RPI 26-50				RPI 51-100				RPI 101+				Team's RPI: 302	
RPI	S	Opponent	Score	RPI	S	Opponent	Score	RPI	S	Opponent	Score	RPI	S	Opponent	Score		
15	A	South Carolina	43 101	27	A	Georgia	50 76	61	A	Mercer	50 72	116	A	Chattanooga	32 47		
								61	H	Mercer	46 53	116	H	Chattanooga	41 58		
												130	A	ETSU	50 66		
												130	H	ETSU	46 76		
												139	H	Radford	39 27		
												148	A	Samford	54 62		
												168	H	Davidson	57 70		
												174	A	Furman	46 66		
												174	H	Furman	59 68		
												181	A	UT Martin	54 62		
												184	A	High Point	69 75		
												216	A	N.C. A&T	59 68		
												223	H	UNC Asheville	62 52		
												224	A	Gardner-Webb	67 70		
												230	H	UNCG	67 88		
												248	A	Campbell	51 58		
												293	H	Eastern Ky.	59 62		
												297	A	Wofford	68 62		
												297	H	Wofford	48 54		
												314	A	South Carolina St.	45 75		
												344	H	Florida A&M	63 80		
LAST 12 Division I GAMES:																	
				61	H	Mercer	46 53	61	A	Mercer	50 72						
				174	A	Furman	46 66	148	A	Samford	54 62						
				297	A	Wofford	68 62	297	H	Wofford	48 54						
				130	H	ETSU	46 76	174	H	Furman	59 68						
				116	H	Chattanooga	41 58	116	A	Chattanooga	32 47						
				230	H	UNCG	67 88	130	A	ETSU	50 66						

Non-Div I Games:	Warren Wilson	114	54	Brevard	79	34
------------------	---------------	-----	----	---------	----	----

Western Caro.

Loss, Non-Conf, S Site, H Home A Away N Neutral

Average RPI Win: 235		WON-LOST RECORD	WINNING PCT. RANK	LAST 10 GAMES	STRENGTH OF SCHEDULE	OPP. STRENGTH OF SCHEDULE	TEAM RPI	ADJ. RPI	CONF. RPI	ADJ. CONF. RPI
Average RPI Loss: 104										
DIV. I ONLY		16- 7	68	7- 2	235	188	101	101	14	14
DIV. I NON-CONF.		8- 4	87	0- 0	284	178	126	126	17	17
TOTALS		RPI 1-25	RPI 26-50	W-L RECORDS	RPI 51-100	RPI 101-999	RPI 201+			
16- 7	1- 0		0- 2	OVERALL	0- 2	15- 3	11- 1			
8- 2	0- 0		0- 0	HOME	0- 1	8- 1	6- 0			
8- 5	1- 0		0- 2	AWAY	0- 1	7- 2	5- 1			
0- 0	0- 0		0- 0	NEUTRAL	0- 0	0- 0	0- 0			
8- 4	1- 0		0- 1	NON-CONFERENCE	0- 0	7- 3	6- 1			
3- 1	0- 0		0- 0	HOME	0- 0	3- 1	3- 0			
5- 3	1- 0		0- 1	AWAY	0- 0	4- 2	3- 1			
0- 0	0- 0		0- 0	NEUTRAL	0- 0	0- 0	0- 0			
8- 3	0- 0		0- 1	CONFERENCE	0- 2	8- 0	5- 0			
5- 1	0- 0		0- 0	HOME	0- 1	5- 0	3- 0			
3- 2	0- 0		0- 1	AWAY	0- 1	3- 0	2- 0			
0- 0	0- 0		0- 0	NEUTRAL	0- 0	0- 0	0- 0			

Western Illinois.

Western Illinois.

RPI 1-25				RPI 26-50				RPI 51-100				RPI 101+ Team's RPI: 101			
RPI	S	Opponent	Score	RPI	S	Opponent	Score	RPI	S	Opponent	Score	RPI	S	Opponent	Score
12	A	Stanford	71 64	35	A	South Dakota St.	48 84	71	A	South Dakota	81 92	122	H	Milwaukee	67 77
				45	A	Gonzaga	65 80	71	H	South Dakota	58 82	127	A	Northern Ill.	94 96
												149	A	Wichita St.	78 65
												176	H	Denver	118 93
												193	A	Oral Roberts	85 63
												193	H	Oral Roberts	56 49
												212	A	Illinois	77 67
												228	H	Southeast Mo. St.	87 59
												236	A	Austin Peay	81 68
												238	A	Omaha	90 51
												238	H	Omaha	103 68
												255	A	Bradley	80 87
												271	H	UMKC	90 71
												275	H	North Dakota St.	97 72
												331	A	Fort Wayne	100 64
												331	H	Fort Wayne	91 44
												340	A	Chicago St.	83 45
												340	H	Chicago St.	71 54
LAST 12 Division I GAMES:															
				238	H	Omaha	103 68	331	H	Fort Wayne	91 44				
				193	A	Oral Roberts	85 63	238	A	Omaha	90 51				
				71	A	South Dakota	81 92	193	H	Oral Roberts	56 49				
				275	H	North Dakota St.	97 72	71	H	South Dakota	58 82				
				176	H	Denver	118 93	331	A	Fort Wayne	100 64				
				35	A	South Dakota St.	48 84	255	A	Bradley	80 87				

Non-Div I Games:	Illinois Col.	122	40	William Woods	96	57	Eureka	98	46
------------------	---------------	-----	----	---------------	----	----	--------	----	----

Western III.

■ Loss, ■ Non-Conf, S Site, H Home A Away N Neutral

Average RPI Win:	208	WON-LOST	WINNING	LAST 10	STRENGTH OF	OPP. STRENGTH	TEAM	ADJ.	CONF.	ADJ CONF.
Average RPI Loss:	48	RECORD	PCT. RANK	GAMES	SCHEDULE	OF SCHEDULE	RPI	RPI	RPI	RPI
DIV. I ONLY	18- 6	47	8- 2	92	145	44	44	18	18	
DIV. I NON-CONF.	8- 4	87	0- 0	66	45	42	42	19	19	

TOTALS	RPI 1-25	RPI 26-50	W-L RECORDS	RPI 51-100	RPI 101-999	RPI 201+				
18- 6	1- 2	0- 1	OVERALL	2- 3	15- 0	9- 0				
8- 1	0- 1	0- 0	HOME	0- 0	8- 0	6- 0				
6- 5	0- 1	0- 1	AWAY	0- 3	6- 0	3- 0				
4- 0	1- 0	0- 0	NEUTRAL	2- 0	1- 0	0- 0				
8- 4	1- 2	0- 1	NON-CONFERENCE	2- 1	5- 0	3- 0				
2- 1	0- 1	0- 0	HOME	0- 0	2- 0	2- 0				
2- 3	0- 1	0- 1	AWAY	0- 1	2- 0	1- 0				
4- 0	1- 0	0- 0	NEUTRAL	2- 0	1- 0	0- 0				
10- 2	0- 0	0- 0	CONFERENCE	0- 2	10- 0	6- 0				
6- 0	0- 0	0- 0	HOME	0- 0	6- 0	4- 0				
4- 2	0- 0	0- 0	AWAY	0- 2	4- 0	2- 0				
0- 0	0- 0	0- 0	NEUTRAL	0- 0	0- 0	0- 0				

RPI	S	Opponent	Score
2	H	Notre Dame	65 78
16	N	Missouri	79 76
17	A	Iowa	97 104

RPI	S	Opponent	Score
40	A	Ball St.	81 93

Team's RPI: 44

RPI	S	Opponent	Score
61	N	Mercer	67 62
62	N	Tol edo	70 56
66	A	I ndi ana	71 73
68	A	UAB	61 79
93	A	Ri ce	58 73

RPI	S	Opponent	Score
123	A	Mi ddle Tenn.	76 60
123	H	Mi ddle Tenn.	57 43
144	A	Southern Ill.	75 49
175	A	Loui si ana Tech	74 64
183	N	Stetson	66 58
199	H	Southern Miss.	81 60
215	A	North Texas	79 65
225	H	Fla. Atlantic	82 63
280	H	Old Domini on	62 48
294	H	UTSA	73 38
308	H	FIU	101 47
320	A	Georgi a St.	74 63
324	A	Marshall	86 66
337	H	Mi ssi ssi ppi Val.	87 48
349	H	Evansvi lle	92 54

LAST 12 Division I GAMES:

123	A	Middle Tenn.	76 60	324	A	Marshall	86 66
93	A	Rice	58 73	294	H	UTSA	73 38
280	H	Old Domini on	62 48	68	A	UAB	61 79
225	H	Fla. Atlantic	82 63	308	H	FIU	101 47
175	A	Louisiana Tech	74 64	199	H	Southern Mi ss.	81 60
215	A	North Texas	79 65	123	H	Mi ddle Tenn.	57 43

Western Ky.

Western Ky.

Non-Div I Games: Lee 88 64

Western Ky.

Average RPI Win:	199	WON-LOST	WINNING	LAST 10	STRENGTH OF	OPP. STRENGTH	TEAM	ADJ.	CONF.	ADJ CONF.
Average RPI Loss:	61	RECORD	PCT. RANK	GAMES	SCHEDULE	OF SCHEDULE	RPI	RPI	RPI	RPI
DIV. I ONLY	11- 11	175	5- 5	99	71	109	109	7	7	
DIV. I NON-CONF.	4- 5	202	0- 0	129	41	121	121	8	8	

TOTALS	RPI 1-25	RPI 26-50	W-L RECORDS	RPI 51-100	RPI 101-999	RPI 201+				
11- 11	0- 4	0- 1	OVERALL	1- 5	10- 1	7- 1				
5- 3	0- 0	0- 1	HOME	1- 2	4- 0	3- 0				
5- 6	0- 3	0- 0	AWAY	0- 2	5- 1	4- 1				
1- 2	0- 1	0- 0	NEUTRAL	0- 1	1- 0	0- 0				
4- 5	0- 2	0- 0	NON-CONFERENCE	0- 3	4- 0	3- 0				
1- 0	0- 0	0- 0	HOME	0- 0	1- 0	1- 0				
2- 3	0- 1	0- 0	AWAY	0- 2	2- 0	2- 0				
1- 2	0- 1	0- 0	NEUTRAL	0- 1	1- 0	0- 0				
7- 6	0- 2	0- 1	CONFERENCE	1- 2	6- 1	4- 1				
4- 3	0- 0	0- 1	HOME	1- 2	3- 0	2- 0				
3- 3	0- 2	0- 0	AWAY	0- 0	3- 1	2- 1				
0- 0	0- 0	0- 0	NEUTRAL	0- 0	0- 0	0- 0				

RPI 1-25				RPI 26-50				RPI 51-100				RPI 101+				Team's RPI: 109
RPI	S	Opponent	Score	RPI	S	Opponent	Score	RPI	S	Opponent	Score	RPI	S	Opponent	Score	
14	A	Buffalo	49 71	40	H	Ball St.	71 81	52	N	St. John's (NY)	48 76	127	H	Northern Ill.	88 83	
17	A	Iowa	56 79					62	H	Toledo	73 78	130	N	ETSU	87 79	
22	N	Rutgers	64 75					63	A	Michigan St.	62 65	141	A	Kent St.	66 61	
25	A	Central Mich.	70 74					83	H	Ohio	54 69	205	A	Bowling Green	81 67	
								87	A	New Mexico	76 88	205	H	Bowling Green	67 58	
								90	H	Miami (OH)	81 70	210	A	Eastern Mich.	67 69	
												213	A	Akron	59 51	
												213	H	Akron	76 60	
												239	A	New Mexico St.	64 55	
												309	A	Loyola Chicago	65 47	
												318	H	Detroit Mercy	74 62	

LAST 12 Division I GAMES:																
				40	H	Ball St.	71 81	90	H	Miami (OH)	81 70					
				205	A	Bowling Green	81 67	210	A	Eastern Mich.	67 69					
				213	H	Akron	76 60	83	H	Ohio	54 69					
				62	H	Toledo	73 78	127	H	Northern Ill.	88 83					
				25	A	Central Mich.	70 74	141	A	Kent St.	66 61					
				213	A	Akron	59 51	14	A	Buffalo	49 71					

Non-Div I Games: Goshen 87 36 Kentucky St. 85 50 Olivet 86 37

Western Mich.

Average RPI Win:	189	WON-LOST	WINNING	LAST 10	STRENGTH OF	OPP. STRENGTH	TEAM	ADJ.	CONF.	ADJ CONF.
Average RPI Loss:	86	RECORD	PCT. RANK	GAMES	SCHEDULE	OF SCHEDULE	RPI	RPI	RPI	RPI
DIV. I ONLY	11- 16	225	6- 4	64	87	149	149	8	8	
DIV. I NON-CONF.	5- 9	238	0- 0	76	125	189	189	7	7	

TOTALS	RPI 1-25	RPI 26-50	W-L RECORDS	RPI 51-100	RPI 101-999	RPI 201+				
11- 16	1- 2	0- 4	OVERALL	1- 4	9- 6	3- 2				
8- 5	1- 0	0- 0	HOME	0- 2	7- 3	3- 0				
2- 10	0- 2	0- 4	AWAY	1- 2	1- 2	0- 1				
1- 1	0- 0	0- 0	NEUTRAL	0- 0	1- 1	0- 1				
5- 9	0- 1	0- 3	NON-CONFERENCE	0- 2	5- 3	3- 1				
4- 2	0- 0	0- 0	HOME	0- 1	4- 1	3- 0				
0- 6	0- 1	0- 3	AWAY	0- 1	0- 1	0- 0				
1- 1	0- 0	0- 0	NEUTRAL	0- 0	1- 1	0- 1				
6- 7	1- 1	0- 1	CONFERENCE	1- 2	4- 3	0- 1				
4- 3	1- 0	0- 0	HOME	0- 1	3- 2	0- 0				
2- 4	0- 1	0- 1	AWAY	1- 1	1- 1	0- 1				
0- 0	0- 0	0- 0	NEUTRAL	0- 0	0- 0	0- 0				

RPI 1-25				RPI 26-50				RPI 51-100				RPI 101+ Team's RPI: 149			
RPI	S	Opponent	Score	RPI	S	Opponent	Score	RPI	S	Opponent	Score	RPI	S	Opponent	Score
1	A	UConn	43 124	35	A	South Dakota St.	64 96	59	A	Houston	55 73	101	H	Western Ill.	65 78
10	A	Tennessee	56 68	43	A	Creighton	61 66	59	H	Houston	62 73	106	A	Missouri St.	71 94
24	H	South Fla.	64 56	46	A	UCF	53 59	71	H	South Dakota	48 62	106	H	Missouri St.	72 58
				48	A	Oklahoma St.	67 91	87	A	New Mexico	62 76	132	H	Cincinnati	69 75
								100	A	Tulane	64 56	161	N	UC Irvine	76 53
												171	H	Tulsa	62 67
												186	H	SMU	66 43
												191	H	Temple	88 81
												197	A	Memphis	77 64
												197	H	Memphis	69 61
												202	A	East Carolina	67 77
												212	N	Illinois	67 68
												271	H	UMKC	72 63
												304	H	Alcorn	87 46
												340	H	Chicago St.	66 63

LAST 12 Division I GAMES:															
191	H	Temple	88 81	24	H	South Fla.	64 56	186	H	SMU	66 43	100	A	Tulane	64 56
1	A	UConn	43 124	186	H	SMU	66 43	100	A	Tulane	64 56	197	H	Memphis	69 61
132	H	Cincinnati	69 75	62	H	Houston	73 73	46	A	UCF	53 59	59	A	Houston	55 73
59	H	Houston	62 73	67	A	East Carolina	77 77	59	A	Houston	55 73				
202	A	East Carolina	67 77	77	A	Memphis	77 64								

Non-Div I Games:

Wichita St.

Average RPI Win:	216	WON-LOST	WINNING	LAST 10	STRENGTH OF	OPP. STRENGTH	TEAM	ADJ.	CONF.	ADJ CONF.
Average RPI Loss:	156	RECORD	PCT. RANK	GAMES	SCHEDULE	OF SCHEDULE	RPI	RPI	RPI	RPI
DIV. I ONLY	16- 9	91	5- 5	252	167	157	157	10	10	
DIV. I NON-CONF.	9- 2	33	0- 0	257	206	84	84	12	12	

TOTALS	RPI 1-25	RPI 26-50	W-L RECORDS	RPI 51-100	RPI 101-999	RPI 201+				
16- 9	0- 0	0- 0	OVERALL	1- 3	15- 6	11- 4				
9- 5	0- 0	0- 0	HOME	1- 2	8- 3	6- 3				
7- 4	0- 0	0- 0	AWAY	0- 1	7- 3	5- 1				
0- 0	0- 0	0- 0	NEUTRAL	0- 0	0- 0	0- 0				
9- 2	0- 0	0- 0	NON-CONFERENCE	0- 1	9- 1	6- 1				
5- 1	0- 0	0- 0	HOME	0- 0	5- 1	4- 1				
4- 1	0- 0	0- 0	AWAY	0- 1	4- 0	2- 0				
0- 0	0- 0	0- 0	NEUTRAL	0- 0	0- 0	0- 0				
7- 7	0- 0	0- 0	CONFERENCE	1- 2	6- 5	5- 3				
4- 4	0- 0	0- 0	HOME	1- 2	3- 2	2- 2				
3- 3	0- 0	0- 0	AWAY	0- 0	3- 3	3- 1				
0- 0	0- 0	0- 0	NEUTRAL	0- 0	0- 0	0- 0				

RPI 1-25				RPI 26-50				RPI 51-100				RPI 101+				Team's RPI: 157
RPI	S	Opponent	Score	RPI	S	Opponent	Score	RPI	S	Opponent	Score	RPI	S	Opponent	Score	
								52	A	St. John's (NY)	81 92	113	A	Saint Francis (PA)	92 86	
								56	H	Elon	81 75	125	A	Delaware	59 68	
								57	H	Drexel	58 65	135	A	Northeastern	46 64	
								69	H	James Madison	41 86	135	H	Northeastern	71 53	
												168	H	Davidson	73 55	
												194	A	Richmond	78 64	
												202	A	East Carolina	71 65	
												204	H	Norfolk St.	74 80	
												235	H	Loyola Maryland	70 49	
												240	A	Hofstra	54 65	
												240	H	Hofstra	63 53	
												252	A	Howard	83 71	
												253	A	Col. of Charleston	68 54	
												253	H	Col. of Charleston	79 66	
												260	H	Fairfield	57 47	
												261	A	UNCW	66 53	
												261	H	UNCW	49 64	
												262	A	Towson	75 63	
												262	H	Towson	66 67	
												280	H	Old Dominion	75 58	
												285	H	USC Upstate	83 63	

LAST 12 Division I GAMES:																
261	H	UNCW	49 64	253	H	Col. of Charleston	79 66									
135	H	Northeastern	71 53	135	A	Northeastern	46 64									
125	A	Delaware	59 68	240	A	Hofstra	54 65									
262	A	Towson	75 63	56	H	Elon	81 75									
69	H	James Madison	41 86	262	H	Towson	66 67									
240	H	Hofstra	63 53	57	H	Drexel	58 65									

Non-Div I Games:

William & Mary

Average RPI Win:	347	WON-LOST	WINNING	LAST 10	STRENGTH OF	OPP. STRENGTH	TEAM	ADJ.	CONF.	ADJ CONF.
Average RPI Loss:	199	RECORD	PCT. RANK	GAMES	SCHEDULE	OF SCHEDULE	RPI	RPI	RPI	RPI
DIV. I ONLY	1- 22	348	1- 9	220	316	341	341	27	27	
DIV. I NON-CONF.	0- 10	337	0- 0	190	256	336	336	28	28	

TOTALS	RPI 1-25	RPI 26-50	W-L RECORDS	RPI 51-100	RPI 101-999	RPI 201+				
1- 22	0- 1	0- 0	OVERALL	0- 4	1- 17	1- 13				
1- 9	0- 0	0- 0	HOME	0- 1	1- 8	1- 6				
0- 13	0- 1	0- 0	AWAY	0- 3	0- 9	0- 7				
0- 0	0- 0	0- 0	NEUTRAL	0- 0	0- 0	0- 0				
0- 10	0- 1	0- 0	NON-CONFERENCE	0- 3	0- 6	0- 5				
0- 4	0- 0	0- 0	HOME	0- 1	0- 3	0- 2				
0- 6	0- 1	0- 0	AWAY	0- 2	0- 3	0- 3				
0- 0	0- 0	0- 0	NEUTRAL	0- 0	0- 0	0- 0				
1- 12	0- 0	0- 0	CONFERENCE	0- 1	1- 11	1- 8				
1- 5	0- 0	0- 0	HOME	0- 0	1- 5	1- 4				
0- 7	0- 0	0- 0	AWAY	0- 1	0- 6	0- 4				
0- 0	0- 0	0- 0	NEUTRAL	0- 0	0- 0	0- 0				

RPI 1-25				RPI 26-50				RPI 51-100				RPI 101+ Team's RPI: 341			
RPI	S	Opponent	Score	RPI	S	Opponent	Score	RPI	S	Opponent	Score	RPI	S	Opponent	Score
20	A	Duke	30 101					56	A	El on	37 98	130	H	ETSU	63 74
								58	H	Duquesne	54 81	139	A	Radford	52 78
								61	A	Mercer	45 93	184	A	High Point	40 77
								88	A	Liberty	37 63	184	H	High Point	58 79
												213	A	Akron	43 69
												223	A	UNC Asheville	51 63
												223	H	UNC Asheville	48 70
												224	A	Gardner-Webb	55 68
												224	H	Gardner-Webb	59 66
												248	H	Campbell	48 72
												279	A	Presbyterian	45 78
												279	H	Presbyterian	58 64
												297	H	Wofford	68 73
												300	A	Tennessee Tech	41 70
												306	A	Charleston So.	45 81
												314	H	South Carolina St.	37 65
												324	A	Marshall	40 70
												347	H	Longwood	69 60
LAST 12 Division I GAMES:															
184	A	High Point	40 77	279	A	Presbyterian	45 78								
224	A	Gardner-Webb	55 68	223	H	UNC Asheville	48 70								
279	H	Presbyterian	58 64	306	A	Charleston So.	45 81								
223	A	UNC Asheville	51 63	184	H	High Point	58 79								
347	H	Longwood	69 60	88	A	Liberty	37 63								
224	H	Gardner-Webb	59 66	248	H	Campbell	48 72								

Non-Div I Games: N. C. Wesleyan 94 50

Winthrop

[illegible]

Non-Div I Games:

Average RPI Win: 250
Average RPI Loss: 176

WON-LOST
RECORD

WINNING
PCT. RANK

LAST 10
GAMES

STRENGTH OF
SCHEDULE

OPP. STRENGTH
OF SCHEDULE

TEAM
RPI

ADJ.
RPI

CONF.
RPI

ADJ CONF.
RPI

DIV. I ONLY	7- 17	279	2- 7	266	200	297	297	17	17
DIV. I NON-CONF.	4- 8	239	0- 0	307	290	306	306	16	16

TOTALS	RPI 1-25	RPI 26-50	W-L RECORDS	RPI 51-100	RPI 101-999	RPI 201+			
7- 17	0- 1	0- 1	OVERALL	0- 2	7- 13	5- 9			
5- 8	0- 0	0- 0	HOME	0- 1	5- 7	3- 5			
2- 9	0- 1	0- 1	AWAY	0- 1	2- 6	2- 4			
0- 0	0- 0	0- 0	NEUTRAL	0- 0	0- 0	0- 0			
4- 8	0- 1	0- 1	NON-CONFERENCE	0- 0	4- 6	4- 6			
3- 3	0- 0	0- 0	HOME	0- 0	3- 3	3- 3			
1- 5	0- 1	0- 1	AWAY	0- 0	1- 3	1- 3			
0- 0	0- 0	0- 0	NEUTRAL	0- 0	0- 0	0- 0			
3- 9	0- 0	0- 0	CONFERENCE	0- 2	3- 7	1- 3			
2- 5	0- 0	0- 0	HOME	0- 1	2- 4	0- 2			
1- 4	0- 0	0- 0	AWAY	0- 1	1- 3	1- 1			
0- 0	0- 0	0- 0	NEUTRAL	0- 0	0- 0	0- 0			

RPI 1-25				RPI 26-50				RPI 51-100				RPI 101+ Team's RPI: 297			
RPI	S	Opponent	Score	RPI	S	Opponent	Score	RPI	S	Opponent	Score	RPI	S	Opponent	Score
15	A	South Carolina	60 94	27	A	Georgia	56 95	61	A	Mercer	39 80	116	H	Chattanooga	47 54
								61	H	Mercer	46 71	130	A	ETSU	53 82
												130	H	ETSU	58 61
												148	A	Samford	77 81
												148	H	Samford	58 46
												174	H	Furman	79 48
												223	H	UNC Asheville	70 68
												224	A	Gardner-Webb	55 73
												229	H	North Florida	69 57
												230	A	UNCG	51 66
												230	H	UNCG	75 81
												238	H	Omaha	60 64
												253	A	Col. of Charleston	51 59
												261	H	UNCW	60 65
												266	A	Coastal Caro.	51 67
												302	A	Western Caro.	54 48
												302	H	Western Caro.	62 68
												306	H	Charleston So.	45 68
												333	H	N. C. Central	77 56
												341	A	Winthrop	73 68

LAST 12 Division I GAMES:															
130	A	ETSU	53 82	130	H	ETSU	58 61								
230	H	UNCG	75 81	116	H	Chattanooga	47 54								
302	H	Western Caro.	62 68	302	A	Western Caro.	54 48								
61	A	Mercer	39 80	230	A	UNCG	51 66								
148	A	Samford	77 81	148	H	Samford	58 46								
174	H	Furman	79 48	61	H	Mercer	46 71								

Non-Div I Games:

Brevard

85 46

Southern Wesleyan

104 57

Bob Jones

96 54

Wofford

Loss, Non-Conf, S Site, H Home A Away N Neutral

Average RPI Win:	233	WON-LOST	WINNING	LAST 10	STRENGTH OF	OPP. STRENGTH	TEAM	ADJ.	CONF.	ADJ CONF.
Average RPI Loss:	72	RECORD	PCT. RANK	GAMES	SCHEDULE	OF SCHEDULE	RPI	RPI	RPI	RPI
DIV. I ONLY	16- 8	81	6- 4	185	156	97	97	11	11	
DIV. I NON-CONF.	7- 3	74	0- 0	256	162	104	104	15	15	

TOTALS	RPI 1-25	RPI 26-50	W-L RECORDS	RPI 51-100	RPI 101-999	RPI 201+				
16- 8	0- 3	0- 1	OVERALL	1- 1	15- 3	9- 1				
8- 2	0- 1	0- 0	HOME	0- 1	8- 0	6- 0				
6- 5	0- 2	0- 1	AWAY	1- 0	5- 2	3- 0				
2- 1	0- 0	0- 0	NEUTRAL	0- 0	2- 1	0- 1				
7- 3	0- 1	0- 1	NON-CONFERENCE	1- 0	6- 1	3- 1				
3- 0	0- 0	0- 0	HOME	0- 0	3- 0	3- 0				
2- 2	0- 1	0- 1	AWAY	1- 0	1- 0	0- 0				
2- 1	0- 0	0- 0	NEUTRAL	0- 0	2- 1	0- 1				
9- 5	0- 2	0- 0	CONFERENCE	0- 1	9- 2	6- 0				
5- 2	0- 1	0- 0	HOME	0- 1	5- 0	3- 0				
4- 3	0- 1	0- 0	AWAY	0- 0	4- 2	3- 0				
0- 0	0- 0	0- 0	NEUTRAL	0- 0	0- 0	0- 0				

RPI 1-25				RPI 26-50				RPI 51-100				RPI 101+			
RPI	S	Opponent	Score	RPI	S	Opponent	Score	RPI	S	Opponent	Score	RPI	S	Opponent	Score
13	A	Green Bay	68 75	27	A	Georgi a	71 87	70	H	IUPUI	61 64	110	A	Clevel and St.	70 71
13	H	Green Bay	51 58					78	A	Bel mont	91 81	122	A	Milwaukee	53 59
16	A	Missouri	80 82									122	H	Milwaukee	56 51
												141	A	Kent St.	72 60
												182	A	Youngstown St.	69 59
												182	H	Youngstown St.	73 50
												183	N	Stetson	64 59
												194	N	Ri chmond	85 69
												207	N	Provi dence	69 74
												219	A	Oakl and	77 57
												219	H	Oakl and	80 75
												243	A	Northern Ky.	68 63
												300	H	Tennessee Tech	82 59
												318	A	Detroit Mercy	88 60
												318	H	Detroit Mercy	85 55
												335	H	Ill. -Chi cago	60 50
												340	H	Chi cago St.	84 39
												346	H	Eastern Ill.	81 46

LAST 12 Division I GAMES:															
219	H	Oakl and	80 75	70	H	IUPUI	61 64	335	H	Ill. -Chi cago	60 50				
318	H	Detroit Mercy	85 55	182	H	Youngstown St.	73 50	243	A	Northern Ky.	68 63				
13	A	Green Bay	68 75	318	A	Detroit Mercy	88 60	219	A	Oakl and	77 57				
122	A	Milwaukee	53 59												
182	A	Youngstown St.	69 59												
110	A	Clevel and St.	70 71												

Non-Div I Games: Northwestern Ohio 106 52 Cincinnati Christian 99 36

Wright St.

W
Y
o
m
i
n
g

Wyoming					Through Games Of Feb. 16, 2018						
Average RPI Win:		182	WON-LOST	WINNING	LAST 10	STRENGTH OF	OPP. STRENGTH	TEAM	ADJ.	CONF.	ADJ CONF.
Average RPI Loss:		141	RECORD	PCT. RANK	GAMES	SCHEDULE	OF SCHEDULE	RPI	RPI	RPI	RPI
DIV. I ONLY	15- 7	74	8- 2	96	183	75	75	16	16		
DIV. I NON-CONF.	5- 4	146	0- 0	27	272	65	65	14	14		

TOTALS		RPI 1-25	RPI 26-50	W-L RECORDS		RPI 51-100	RPI 101-999	RPI 201+			
15- 7	0- 1	0- 0	OVERALL	3- 1	12- 5	5- 2					
9- 1	0- 0	0- 0	HOME	3- 0	6- 1	4- 0					
6- 4	0- 1	0- 0	AWAY	0- 0	6- 3	1- 2					
0- 2	0- 0	0- 0	NEUTRAL	0- 1	0- 1	0- 0					
5- 4	0- 1	0- 0	NON-CONFERENCE	1- 1	4- 2	1- 1					
3- 0	0- 0	0- 0	HOME	1- 0	2- 0	1- 0					
2- 2	0- 1	0- 0	AWAY	0- 0	2- 1	0- 1					
0- 2	0- 0	0- 0	NEUTRAL	0- 1	0- 1	0- 0					
10- 3	0- 0	0- 0	CONFERENCE	2- 0	8- 3	4- 1					
6- 1	0- 0	0- 0	HOME	2- 0	4- 1	3- 0					
4- 2	0- 0	0- 0	AWAY	0- 0	4- 2	1- 1					
0- 0	0- 0	0- 0	NEUTRAL	0- 0	0- 0	0- 0					

RPI 1-25				RPI 26-50				RPI 51-100				Team's RPI: 75	RPI 101+			
RPI	S	Opponent	Score	RPI	S	Opponent	Score	RPI	S	Opponent	Score		RPI	S	Opponent	Score
20	A	Duke	40 63					70	N	IUPUI	59 65		114	A	Col orado St.	53 49
								81	H	Drake	75 61		114	H	Col orado St.	53 64
								87	H	New Mexi co	66 55		134	A	Idaho	70 64
								91	H	UNLV	69 56		146	A	Fresno St.	47 60
													150	N	UNI	40 55
													156	H	Idaho St.	61 53
													165	A	Boi se St.	66 51
													176	A	Denver	61 51
													200	A	Nevada	65 62
													200	H	Nevada	66 60
													242	A	Montana St.	46 50
													246	H	Montana	67 62
													247	A	San Diego St.	62 68
													247	H	San Diego St.	70 50
													250	H	San Jose St.	58 46
													292	A	Utah St.	64 46
													292	H	Utah St.	61 44

LAST 12 Division I GAMES:																
247	H	San Di ego St.	70 50	200	A	Nevada	65 62									
91	H	UNLV	69 56	292	H	Utah St.	61 44									
292	A	Utah St.	64 46	114	A	Col orado St.	53 49									
146	A	Fresno St.	47 60	87	H	New Mexico	66 55									
114	H	Col orado St.	53 64	165	A	Boi se St.	66 51									
250	H	San Jose St.	58 46	200	H	Nevada	66 60									

Non-Div I Games:																
Col o. Chri sti an				62 33	Adams St.				73 47							

Wyomi ng																

Loss, Non-Conf, S Site, H Home A Away N Neutral

Page 346

Average RPI Win:	220	WON-LOST	WINNING	LAST 10	STRENGTH OF	OPP. STRENGTH	TEAM	ADJ.	CONF.	ADJ CONF.
Average RPI Loss:	64	RECORD	PCT. RANK	GAMES	SCHEDULE	OF SCHEDULE	RPI	RPI	RPI	RPI
DIV. I ONLY	9- 18	258	1- 9	84	81	214	214	6	6	
DIV. I NON-CONF.	7- 4	102	0- 0	199	266	154	154	6	6	

TOTALS	RPI 1-25	RPI 26-50	W-L RECORDS	RPI 51-100	RPI 101-999	RPI 201+				
9- 18	0- 3	0- 7	OVERALL	0- 3	9- 5	5- 1				
7- 8	0- 1	0- 3	HOME	0- 2	7- 2	5- 0				
1- 9	0- 1	0- 4	AWAY	0- 1	1- 3	0- 1				
1- 1	0- 1	0- 0	NEUTRAL	0- 0	1- 0	0- 0				
7- 4	0- 1	0- 1	NON-CONFERENCE	0- 1	7- 1	4- 1				
6- 1	0- 0	0- 0	HOME	0- 1	6- 0	4- 0				
0- 2	0- 0	0- 1	AWAY	0- 0	0- 1	0- 1				
1- 1	0- 1	0- 0	NEUTRAL	0- 0	1- 0	0- 0				
2- 14	0- 2	0- 6	CONFERENCE	0- 2	2- 4	1- 0				
1- 7	0- 1	0- 3	HOME	0- 1	1- 2	1- 0				
1- 7	0- 1	0- 3	AWAY	0- 1	1- 2	0- 0				
0- 0	0- 0	0- 0	NEUTRAL	0- 0	0- 0	0- 0				

RPI 1-25				RPI 26-50				RPI 51-100				RPI 101+ Team's RPI: 214			
RPI	S	Opponent	Score	RPI	S	Opponent	Score	RPI	S	Opponent	Score	RPI	S	Opponent	Score
16	N	Missouri	48 74	28	A	Marquette	67 88	52	A	St. John's (NY)	36 70	103	A	Seton Hall	53 58
23	A	Villanova	57 75	28	H	Marquette	63 80	52	H	St. John's (NY)	63 67	103	H	Seton Hall	51 62
23	H	Villanova	50 89	32	A	DePaul	48 79	98	H	Wake Forest	57 62	107	A	Butler	69 62
				32	H	DePaul	72 73					117	A	Georgetown	60 65
				37	A	Minnesota	62 74					117	H	Georgetown	48 65
				43	A	Creighton	54 65					132	H	Cincinnati	53 50
				43	H	Creighton	64 71					174	N	Furman	75 62

LAST 12 Division I GAMES:															
				43	A	Creighton	54 65	23	H	Villanova	50 89				
				32	H	DePaul	72 73	43	H	Creighton	64 71				
				28	H	Marquette	63 80	207	H	Providence	68 59				
				52	A	St. John's (NY)	36 70	28	A	Marquette	67 88				
				103	A	Seton Hall	53 58	32	A	DePaul	48 79				
				117	H	Georgetown	48 65	103	H	Seton Hall	51 62				

Non-Div I Games:

Xavier

Average RPI Win:	198	WON-LOST	WINNING	LAST 10	STRENGTH OF	OPP. STRENGTH	TEAM	ADJ.	CONF.	ADJ CONF.
Average RPI Loss:	122	RECORD	PCT. RANK	GAMES	SCHEDULE	OF SCHEDULE	RPI	RPI	RPI	RPI
DIV. I ONLY	12- 10	145	5- 5	135	147	131	131	9	9	
DIV. I NON-CONF.	7- 6	165	0- 3	245	208	182	182	9	9	

TOTALS	RPI 1-25	RPI 26-50	W-L RECORDS	RPI 51-100	RPI 101-999	RPI 201+				
12- 10	0- 0	1- 0	OVERALL	2- 5	9- 5	7- 1				
4- 5	0- 0	1- 0	HOME	0- 3	3- 2	2- 1				
8- 3	0- 0	0- 0	AWAY	2- 1	6- 2	5- 0				
0- 2	0- 0	0- 0	NEUTRAL	0- 1	0- 1	0- 0				
7- 6	0- 0	0- 0	NON-CONFERENCE	1- 2	6- 4	5- 1				
2- 3	0- 0	0- 0	HOME	0- 1	2- 2	2- 1				
5- 1	0- 0	0- 0	AWAY	1- 0	4- 1	3- 0				
0- 2	0- 0	0- 0	NEUTRAL	0- 1	0- 1	0- 0				
5- 4	0- 0	1- 0	CONFERENCE	1- 3	3- 1	2- 0				
2- 2	0- 0	1- 0	HOME	0- 2	1- 0	0- 0				
3- 2	0- 0	0- 0	AWAY	1- 1	2- 1	2- 0				
0- 0	0- 0	0- 0	NEUTRAL	0- 0	0- 0	0- 0				

RPI	S	Opponent	Score	RPI	S	Opponent	Score	RPI	S	Opponent	Score	RPI	S	Opponent	Score	Team's RPI: 131
				34	H	Princeton	73 59	65	A	Harvard	73 97	140	A	Brown	71 81	
								66	H	Indiana	68 72	140	H	Brown	77 63	
								67	N	UC Davis	61 71	147	A	Binghamton	73 69	
								74	H	Penn	54 69	158	N	Hartford	70 78	
								77	A	TCU	82 72	167	A	Kansas	75 81	
								99	A	Dartmouth	57 39	173	H	Army West Point	65 82	
								99	H	Dartmouth	62 64	203	A	Stony Brook	77 71	
												207	H	Providence	51 55	
												217	A	Columbia	73 50	
												265	H	Colgate	82 56	
												267	A	Cornell	65 55	
												284	H	LIU Brooklyn	62 51	
												291	A	Central Conn. St.	75 62	
												348	A	Saint Peter's	70 49	
LAST 12 Division I GAMES:																
				99	H	Dartmouth	62 64	65	A	Harvard	73 97					
				267	A	Cornell	65 55	140	A	Brown	71 81					
				217	A	Columbia	73 50	140	H	Brown	77 63					
				74	H	Penn	54 69	158	N	Hartford	70 78					
				34	H	Princeton	73 59	67	N	UC Davis	61 71					
				99	A	Dartmouth	57 39	66	H	Indiana	68 72					

Non-Div I Games:

Yale

Average RPI Win:	245	WON-LOST	WINNING	LAST 10	STRENGTH OF	OPP. STRENGTH	TEAM	ADJ.	CONF.	ADJ CONF.
Average RPI Loss:	121	RECORD	PCT. RANK	GAMES	SCHEDULE	OF SCHEDULE	RPI	RPI	RPI	RPI
DIV. I ONLY	11- 13	203	7- 3	167	197	182	182	11	11	
DIV. I NON-CONF.	2- 7	286	0- 0	219	228	273	273	15	15	

TOTALS	RPI 1-25	RPI 26-50	W-L RECORDS	RPI 51-100	RPI 101-999	RPI 201+				
11- 13	0- 1	0- 0	OVERALL	1- 4	10- 8	8- 2				
5- 5	0- 0	0- 0	HOME	0- 2	5- 3	4- 1				
6- 8	0- 1	0- 0	AWAY	1- 2	5- 5	4- 1				
0- 0	0- 0	0- 0	NEUTRAL	0- 0	0- 0	0- 0				
2- 7	0- 0	0- 0	NON-CONFERENCE	0- 1	2- 6	2- 1				
1- 2	0- 0	0- 0	HOME	0- 0	1- 2	1- 0				
1- 5	0- 0	0- 0	AWAY	0- 1	1- 4	1- 1				
0- 0	0- 0	0- 0	NEUTRAL	0- 0	0- 0	0- 0				
9- 6	0- 1	0- 0	CONFERENCE	1- 3	8- 2	6- 1				
4- 3	0- 0	0- 0	HOME	0- 2	4- 1	3- 1				
5- 3	0- 1	0- 0	AWAY	1- 1	4- 1	3- 0				
0- 0	0- 0	0- 0	NEUTRAL	0- 0	0- 0	0- 0				

RPI 1-25				RPI 26-50				RPI 51-100				RPI 101+ Team's RPI: 182			
RPI	S	Opponent	Score	RPI	S	Opponent	Score	RPI	S	Opponent	Score	RPI	S	Opponent	Score
13	A	Green Bay	56 65					55	A	American	72 78	110	A	Cleveland St.	66 52
								70	A	IUPUI	70 67	113	A	Saint Francis (PA)	65 79
								70	H	IUPUI	43 65	122	A	Milwaukee	61 62
								97	A	Wright St.	50 73	122	H	Milwaukee	86 85
								97	H	Wright St.	59 69	124	H	Bucknell	60 66
												141	H	Kent St.	44 55
												145	A	Robert Morris	52 84
												166	A	Pittsburgh	58 66
												213	A	Akron	58 75
												219	A	Oakland	86 76
												219	H	Oakland	48 58
												243	H	Northern Ky.	54 51
												309	A	Loyola Chicago	73 49
												315	H	Northern Ariz.	69 67
												318	A	Detroit Mercy	72 52
												318	H	Detroit Mercy	76 59
												335	A	Ill. - Chicago	71 52
												335	H	Ill. - Chicago	76 63

LAST 12 Division I GAMES:															
122	H	Milwaukee	86 85	243	H	Northern Ky.	54 51								
335	A	Ill. - Chicago	71 52	110	A	Cleveland St.	66 52								
70	A	IUPUI	70 67	97	A	Wright St.	50 73								
318	A	Detroit Mercy	72 52	122	A	Milwaukee	61 62								
219	A	Oakland	86 76	13	A	Green Bay	56 65								
97	H	Wright St.	59 69	70	H	IUPUI	43 65								

Non-Div I Games: Ohio Valley 86 59 Penn St.-Beaver 97 40

Youngstown St.