

Notre Dame

Through Games Of Feb. 16, 2014

Through Games of Feb. 10, 1911										
Average RPI Win:	82	WON-LOST	WINNING	LAST 10	STRENGTH OF	OPP. STRENGTH	TEAM	ADJ.	CONF.	ADJ CONF.
Average RPI Loss:	0	RECORD	PCT. RANK	GAMES	SCHEDULE	OF SCHEDULE	RPI	RPI	RPI	RPI
DIV. I ONLY	24- 0	1	10- 0	21	2	1	1	2	2	
DIV. I NON-CONF.	13- 0	1	1- 0	21	5	3	3	2	2	
TOTALS	RPI 1-25	RPI 26-50	W-L RECORDS	RPI 51-100	RPI 101-150	RPI 150+				
24- 0	5- 0	6- 0	OVERALL	6- 0	5- 0	2- 0				
12- 0	1- 0	4- 0	HOME	2- 0	3- 0	2- 0				
11- 0	4- 0	2- 0	AWAY	3- 0	2- 0	0- 0				
1- 0	0- 0	0- 0	NEUTRAL	1- 0	0- 0	0- 0				
13- 0	2- 0	5- 0	NON-CONFERENCE	4- 0	0- 0	2- 0				
7- 0	0- 0	4- 0	HOME	1- 0	0- 0	2- 0				
5- 0	2- 0	1- 0	AWAY	2- 0	0- 0	0- 0				
1- 0	0- 0	0- 0	NEUTRAL	1- 0	0- 0	0- 0				
11- 0	3- 0	1- 0	CONFERENCE	2- 0	5- 0	0- 0				
5- 0	1- 0	0- 0	HOME	1- 0	3- 0	0- 0				
6- 0	2- 0	1- 0	AWAY	1- 0	2- 0	0- 0				
0- 0	0- 0	0- 0	NEUTRAL	0- 0	0- 0	0- 0				

RPI	S	Opponent	Score	RPI	S	Opponent	Score	RPI	S	Opponent	Score	RPI	S	Opponent	Score
4	A	Duke	88 67	32	A	Florida St.	81 60	63	A	Virginia	79 72	108	A	Boston College	82 61
6	A	Tennessee	86 70	35	H	Central Mich.	106 72	69	A	Penn	76 54	108	H	Boston College	95 53
10	A	Penn St.	77 67	36	H	DePaul	92 76	74	N	Duquesne	100 61	122	H	Virginia Tech	74 48
20	A	Maryland	87 83	37	A	Oregon St.	70 58	77	H	UCLA	90 48	124	A	Pittsburgh	109 66
23	H	Syracuse	101 64	42	H	Michigan St.	81 62	83	H	Miami (FL)	79 52	144	H	Clemson	71 51
				46	H	South Dakota St.	94 51	86	A	Michigan	86 64	297	H	UNC Wilmington	99 50
												327	H	Valparaiso	96 46
LAST 12 Division I GAMES:															
108	A	Boston College	82 61	83	H	Miami (FL)	79 52								
23	H	Syracuse	101 64	6	A	Tennessee	86 70								
32	A	Florida St.	81 60	124	A	Pittsburgh	109 66								
4	A	Duke	88 67	63	A	Virginia	79 72								
122	H	Virginia Tech	74 48	108	H	Boston College	95 53								
20	A	Maryland	87 83	144	H	Clemson	71 51								

Non-Div I Games:

Notre Dame

Loss, Non-Conf, S Site, H Home A Away N Neutral



Average RPI Win:	98	WON-LOST	WINNING	LAST 10	STRENGTH OF	OPP. STRENGTH	TEAM	ADJ.	CONF.	ADJ CONF.
Average RPI Loss:	0	RECORD	PCT. RANK	GAMES	SCHEDULE	OF SCHEDULE	RPI	RPI	RPI	RPI
DIV. I ONLY	26- 0	1	10- 0	27	6	2	2	6	6	
DIV. I NON-CONF.	13- 0	1	1- 0	9	2	1	1	6	6	
TOTALS	RPI 1-25	RPI 26-50	W-L RECORDS	RPI 51-100	RPI 101-150	RPI 150+				
26- 0	7- 0	0- 0	OVERALL	9- 0	4- 0	6- 0				
14- 0	2- 0	0- 0	HOME	5- 0	2- 0	5- 0				
10- 0	4- 0	0- 0	AWAY	3- 0	2- 0	1- 0				
2- 0	1- 0	0- 0	NEUTRAL	1- 0	0- 0	0- 0				
13- 0	6- 0	0- 0	NON-CONFERENCE	3- 0	0- 0	4- 0				
7- 0	1- 0	0- 0	HOME	2- 0	0- 0	4- 0				
4- 0	4- 0	0- 0	AWAY	0- 0	0- 0	0- 0				
2- 0	1- 0	0- 0	NEUTRAL	1- 0	0- 0	0- 0				
13- 0	1- 0	0- 0	CONFERENCE	6- 0	4- 0	2- 0				
7- 0	1- 0	0- 0	HOME	3- 0	2- 0	1- 0				
6- 0	0- 0	0- 0	AWAY	3- 0	2- 0	1- 0				
0- 0	0- 0	0- 0	NEUTRAL	0- 0	0- 0	0- 0				

RPI	S	Opponent	Score	RPI	S	Opponent	Score	RPI	S	Opponent	Score	RPI	S	Opponent	Score
3	H	Stanford	76 57					52	A	Rutgers	94 64	133	A	Cincinnati	86 29
4	A	Duke	83 61					55	N	Ohio St.	70 49	133	H	Cincinnati	67 34
7	H	Louisville	81 64					57	H	St. Bonaventure	88 39	137	A	Memphis	90 49
10	A	Penn St.	71 52					72	A	Temple	93 56	137	H	Memphis	83 49
14	A	Baylor	66 55					72	H	Temple	80 36	169	A	UCF	77 49
18	N	California	80 47					79	A	South Fla.	63 38	171	H	UC Davis	97 37
20	A	Maryland	72 55					79	H	South Fla.	81 53	202	H	Boston U.	96 38
								80	H	SMU	102 41	223	H	Hartford	89 34
								94	H	Oregon	114 68	246	H	Houston	90 40
												282	H	Monmouth	100 46
LAST 12 Division I GAMES:															
79	A	South Fla.	63 38	137	H	Memphis	83 49								
7	H	Louisville	81 64	52	A	Rutgers	94 64								
80	H	SMU	102 41	14	A	Baylor	66 55								
133	A	Cincinnati	86 29	72	H	Temple	80 36								
72	A	Temple	93 56	246	H	Houston	90 40								
79	H	South Fla.	81 53	137	A	Memphis	90 49								

Non-Div I Games:

UConn

■ Loss, 
■ Non-Conf, S Site, 
■ Home 
■ Away 
N Neutral



Average RPI Win: 88		WON-LOST	WINNING	LAST 10	STRENGTH OF	OPP. STRENGTH	TEAM	ADJ.	CONF.	ADJ CONF.
Average RPI Loss: 40		RECORD	PCT. RANK	GAMES	SCHEDULE	OF SCHEDULE	RPI	RPI	RPI	RPI
DIV. I ONLY		24- 2	4	9- 1	11	5	3	3	5	5
DIV. I NON-CONF.		11- 1	18	0- 0	5	6	2	2	3	3
TOTALS		RPI 1-25	RPI 26-50		W-L RECORDS		RPI 51-100	RPI 101-150	RPI 150+	
24- 2	8- 1	2- 0		OVERALL		6- 1	3- 0	5- 0		
12- 0	4- 0	1- 0		HOME		3- 0	1- 0	3- 0		
9- 2	3- 1	0- 0		AWAY		2- 1	2- 0	2- 0		
3- 0	1- 0	1- 0		NEUTRAL		1- 0	0- 0	0- 0		
11- 1	4- 1	1- 0		NON-CONFERENCE		1- 0	3- 0	2- 0		
5- 0	2- 0	0- 0		HOME		0- 0	1- 0	2- 0		
3- 1	1- 1	0- 0		AWAY		0- 0	2- 0	0- 0		
3- 0	1- 0	1- 0		NEUTRAL		1- 0	0- 0	0- 0		
13- 1	4- 0	1- 0		CONFERENCE		5- 1	0- 0	3- 0		
7- 0	2- 0	1- 0		HOME		3- 0	0- 0	1- 0		
6- 1	2- 0	0- 0		AWAY		2- 1	0- 0	2- 0		
0- 0	0- 0	0- 0		NEUTRAL		0- 0	0- 0	0- 0		

RPI	S	Opponent	Score	RPI	S	Opponent	Score	RPI	S	Opponent	Score	RPI	S	Opponent	Score
2	A	UConn	57 76	37	H	Oregon St.	89 67	51	H	Southern California	86 59	108	A	Boston College	83 71
6	H	Tennessee	76 70	46	N	South Dakota St.	80 60	65	A	Washington St.	77 69	114	H	Cal Poly	86 51
9	N	Purdue	86 69					75	N	FGCU	83 59	145	A	Fresno St.	86 54
18	A	California	79 64					77	H	UCLA	72 55	171	H	UC Davis	66 48
18	H	California	70 64					78	A	Washington	82 87	174	A	Utah	87 61
19	H	Gonzaga	73 45					94	H	Oregon	96 66	228	A	Arizona	96 52
22	A	Arizona St.	80 56					96	A	Colorado	87 77	228	H	Arizona	74 48
22	H	Arizona St.	61 35									261	H	New Mexico	75 41
24	A	Texas	63 54												
LAST 12 Division I GAMES:															
228	H	Arizona	74 48	51	H	Southern California	86 59								
22	H	Arizona St.	61 35	77	H	UCLA	72 55								
78	A	Washington	82 87	22	A	Arizona St.	80 56								
65	A	Washington St.	77 69	228	A	Arizona	96 52								
18	A	California	79 64	96	A	Colorado	87 77								
18	H	California	70 64	174	A	Utah	87 61								

Non-Div I Games:

Stanford

■ Loss, 
■ Non-Conf, S Site, 
■ Home 
■ Away 
N Neutral







Average RPI Win:	108	WON-LOST	WINNING	LAST 10	STRENGTH OF	OPP. STRENGTH	TEAM	ADJ.	CONF.	ADJ CONF.
Average RPI Loss:	13	RECORD	PCT. RANK	GAMES	SCHEDULE	OF SCHEDULE	RPI	RPI	RPI	RPI
DIV. I ONLY	18- 7	57	6- 4	1	44	5	5	1	1	
DIV. I NON-CONF.	11- 2	31	1- 0	4	134	6	6	1	1	
TOTALS	RPI 1-25	RPI 26-50	W-L RECORDS	RPI 51-100	RPI 101-150	RPI 150+				
18- 7	2- 6	0- 1	OVERALL	10- 0	2- 0	4- 0				
10- 2	1- 2	0- 0	HOME	6- 0	0- 0	3- 0				
6- 5	1- 4	0- 1	AWAY	2- 0	2- 0	1- 0				
2- 0	0- 0	0- 0	NEUTRAL	2- 0	0- 0	0- 0				
11- 2	1- 2	0- 0	NON-CONFERENCE	5- 0	1- 0	4- 0				
6- 0	1- 0	0- 0	HOME	2- 0	0- 0	3- 0				
3- 2	0- 2	0- 0	AWAY	1- 0	1- 0	1- 0				
2- 0	0- 0	0- 0	NEUTRAL	2- 0	0- 0	0- 0				
7- 5	1- 4	0- 1	CONFERENCE	5- 0	1- 0	0- 0				
4- 2	0- 2	0- 0	HOME	4- 0	0- 0	0- 0				
3- 3	1- 2	0- 1	AWAY	1- 0	1- 0	0- 0				
0- 0	0- 0	0- 0	NEUTRAL	0- 0	0- 0	0- 0				

RPI	S	Opponent	Score	RPI	S	Opponent	Score	RPI	S	Opponent	Score	RPI	S	Opponent	Score
6	A	Tennessee	80 77	26	A	Vanderbilt	70 79	52	N	Rutgers	69 65	141	A	UALR	58 51
7	A	Louisville	67 88					54	H	Auburn	71 60	142	A	Ole Miss	66 56
8	H	South Carolina	57 73					56	H	Florida	82 68	152	H	Indiana St.	83 66
11	A	Texas A&M	67 72					75	H	FGCU	69 46	201	H	Stephen F. Austin	86 58
11	H	Texas A&M	48 52					76	H	Mississippi St.	65 56	234	A	Louisiana Tech	81 69
13	H	Saint Joseph's	80 64					81	A	Tulane	63 35	293	H	Jackson St.	72 45
15	A	Kentucky	56 63					86	N	Michigan	64 62				
16	A	North Carolina St.	79 89					91	A	Missouri	87 68				
								91	H	Missouri	75 58				
								92	H	Hampton	73 54				
LAST 12 Division I GAMES:															
8	H	South Carolina	57 73	54	H	Auburn	71 60								
11	A	Texas A&M	67 72	26	A	Vanderbilt	70 79								
91	H	Missouri	75 58	91	A	Missouri	87 68								
15	A	Kentucky	56 63	56	H	Florida	82 68								
76	H	Mississippi St.	65 56	11	H	Texas A&M	48 52								
142	A	Ole Miss	66 56	81	A	Tulane	63 35								

Non-Div I Games:

LSU

■ Loss, 
■ Non-Conf, 
■ S Site, 
■ H Home 
■ A Away 
N Neutral



## Tennessee

Through Games Of Feb. 16, 2014

Average RPI Win:	103	WON-LOST	WINNING	LAST 10	STRENGTH OF	OPP. STRENGTH	TEAM	ADJ.	CONF.	ADJ CONF.
Average RPI Loss:	10	RECORD	PCT. RANK	GAMES	SCHEDULE	OF SCHEDULE	RPI	RPI	RPI	RPI
DIV. I ONLY	20- 5	26	7- 3	3	8	6	6	1	1	
DIV. I NON-CONF.	11- 2	31	0- 1	11	27	8	8	1	1	
TOTALS	RPI 1-25	RPI 26-50	W-L RECORDS	RPI 51-100	RPI 101-150	RPI 150+				
20- 5	2- 4	6- 1	OVERALL	6- 0	2- 0	4- 0				
11- 3	1- 3	3- 0	HOME	2- 0	1- 0	4- 0				
7- 2	1- 1	3- 1	AWAY	2- 0	1- 0	0- 0				
2- 0	0- 0	0- 0	NEUTRAL	2- 0	0- 0	0- 0				
11- 2	1- 2	4- 0	NON-CONFERENCE	2- 0	0- 0	4- 0				
7- 1	1- 1	2- 0	HOME	0- 0	0- 0	4- 0				
2- 1	0- 1	2- 0	AWAY	0- 0	0- 0	0- 0				
2- 0	0- 0	0- 0	NEUTRAL	2- 0	0- 0	0- 0				
9- 3	1- 2	2- 1	CONFERENCE	4- 0	2- 0	0- 0				
4- 2	0- 2	1- 0	HOME	2- 0	1- 0	0- 0				
5- 1	1- 0	1- 1	AWAY	2- 0	1- 0	0- 0				
0- 0	0- 0	0- 0	NEUTRAL	0- 0	0- 0	0- 0				

RPI 1-25				Team's RPI: 6				RPI 26-50				RPI 51-100				RPI 101+			
RPI	S	Opponent	Score					RPI	S	Opponent	Score					RPI	S	Opponent	Score
1	H	Notre Dame	70 86					26	A	Vanderbilt	63 74					56	H	Florida	89 69
3	A	Stanford	70 76					26	H	Vanderbilt	81 53					63	N	Virginia	76 67
5	H	LSU	77 80					27	A	North Carolina	81 65					70	H	Arkansas	70 60
11	A	Texas A&M	76 55					28	A	Middle Tenn.	67 57					76	A	Mississippi St.	67 63
15	H	Kentucky	71 75					38	H	Georgia Tech	87 76					80	N	SMU	87 47
24	H	Texas	75 61					44	H	Chattanooga	80 56					90	A	Alabama	64 54
								48	A	Georgia	85 70								
LAST 12 Division I GAMES:																			
15	H	Kentucky	71 75					56	H	Florida	89 69								
26	H	Vanderbilt	81 53					1	H	Notre Dame	70 86								
142	A	Ole Miss	77 65					76	A	Mississippi St.	67 63								
90	A	Alabama	64 54					26	A	Vanderbilt	63 74								
70	H	Arkansas	70 60					142	H	Ole Miss	94 70								
11	A	Texas A&M	76 55					48	A	Georgia	85 70								

Non-Div I Games:

Tennessee

■ Loss, 
 ■ Non-Conf, S Site, 
 ■ Home 
 ■ Away 
 N Neutral



Average RPI Win:	120	WON-LOST	WINNING	LAST 10	STRENGTH OF	OPP. STRENGTH	TEAM	ADJ.	CONF.	ADJ CONF.
Average RPI Loss:	9	RECORD	PCT. RANK	GAMES	SCHEDULE	OF SCHEDULE	RPI	RPI	RPI	RPI
DIV. I ONLY	25- 2	3	9- 1	55	21	7	7	6	6	
DIV. I NON-CONF.	12- 1	11	0- 0	52	11	9	9	6	6	
TOTALS	RPI 1-25	RPI 26-50	W-L RECORDS	RPI 51-100	RPI 101-150	RPI 150+				
25- 2	1- 2	2- 0	OVERALL	10- 0	4- 0	8- 0				
15- 0	1- 0	1- 0	HOME	6- 0	2- 0	5- 0				
10- 2	0- 2	1- 0	AWAY	4- 0	2- 0	3- 0				
0- 0	0- 0	0- 0	NEUTRAL	0- 0	0- 0	0- 0				
12- 1	1- 1	2- 0	NON-CONFERENCE	3- 0	1- 0	5- 0				
9- 0	1- 0	1- 0	HOME	3- 0	0- 0	4- 0				
3- 1	0- 1	1- 0	AWAY	0- 0	1- 0	1- 0				
0- 0	0- 0	0- 0	NEUTRAL	0- 0	0- 0	0- 0				
13- 1	0- 1	0- 0	CONFERENCE	7- 0	3- 0	3- 0				
6- 0	0- 0	0- 0	HOME	3- 0	2- 0	1- 0				
7- 1	0- 1	0- 0	AWAY	4- 0	1- 0	2- 0				
0- 0	0- 0	0- 0	NEUTRAL	0- 0	0- 0	0- 0				

RPI	S	Opponent	Score	RPI	S	Opponent	Score	RPI	S	Opponent	Score	RPI	S	Opponent	Score
2	A	UConn	64 81	32	H	Florida St.	69 59	52	A	Rutgers	80 71	133	H	Cincinnati	64 45
5	H	LSU	88 67	40	A	Oklahoma	97 92	71	H	Quinnipiac	100 82	137	A	Memphis	82 66
15	A	Kentucky	64 69					72	A	Temple	77 68	137	H	Memphis	88 61
								72	H	Temple	60 50	147	A	Western Ky.	74 61
								79	A	South Fla.	62 54	161	H	Missouri St.	91 49
								79	H	South Fla.	79 59	164	A	Ball St.	105 67
								80	A	SMU	81 66	169	A	UCF	74 59
								80	H	SMU	71 51	169	H	UCF	75 56
								88	H	Wright St.	99 40	198	H	Ohio	90 33
								96	H	Colorado	69 62	226	H	Loyola Chicago	101 54
												246	A	Houston	93 52
												267	H	Austin Peay	108 53
LAST 12 Division I GAMES:															
137	A	Memphis	82 66	137	H	Memphis	88 61								
72	H	Temple	60 50	246	A	Houston	93 52								
2	A	UConn	64 81	80	A	SMU	81 66								
169	A	UCF	74 59	169	H	UCF	75 56								
79	H	South Fla.	79 59	79	A	South Fla.	62 54								
52	A	Rutgers	80 71	133	H	Cincinnati	64 45								

Non-Div I Games:

Louisville

■ Loss, 
 ■ Non-Conf, S Site, 
 ■ Home 
 ■ Away 
 N Neutral



# South Carolina

Through Games Of Feb. 16, 2014

Average RPI Win:	124	WON-LOST	WINNING	LAST 10	STRENGTH OF	OPP. STRENGTH	TEAM	ADJ.	CONF.	ADJ CONF.
Average RPI Loss:	19	RECORD	PCT. RANK	GAMES	SCHEDULE	OF SCHEDULE	RPI	RPI	RPI	RPI
DIV. I ONLY	23- 2	5	9- 1	46	33	8	8	1	1	
DIV. I NON-CONF.	12- 1	11	0- 0	174	123	36	36	1	1	
TOTALS	RPI 1-25	RPI 26-50	W-L RECORDS	RPI 51-100	RPI 101-150	RPI 150+				
23- 2	2- 1	2- 1	OVERALL	7- 0	6- 0	6- 0				
14- 0	1- 0	1- 0	HOME	3- 0	4- 0	5- 0				
9- 1	1- 1	1- 0	AWAY	4- 0	2- 0	1- 0				
0- 1	0- 0	0- 1	NEUTRAL	0- 0	0- 0	0- 0				
12- 1	0- 0	0- 1	NON-CONFERENCE	1- 0	5- 0	6- 0				
8- 0	0- 0	0- 0	HOME	0- 0	3- 0	5- 0				
4- 0	0- 0	0- 0	AWAY	1- 0	2- 0	1- 0				
0- 1	0- 0	0- 1	NEUTRAL	0- 0	0- 0	0- 0				
11- 1	2- 1	2- 0	CONFERENCE	6- 0	1- 0	0- 0				
6- 0	1- 0	1- 0	HOME	3- 0	1- 0	0- 0				
5- 1	1- 1	1- 0	AWAY	3- 0	0- 0	0- 0				
0- 0	0- 0	0- 0	NEUTRAL	0- 0	0- 0	0- 0				

RPI	S	Opponent	Score	RPI	S	Opponent	Score	RPI	S	Opponent	Score	RPI	S	Opponent	Score
5	A	LSU	73 57	26	A	Vanderbilt	61 57	51	A	Southern California	70 50	109	H	Winthrop	69 61
11	A	Texas A&M	65 67	26	H	Vanderbilt	76 66	54	A	Auburn	72 66	127	A	Charlotte	76 61
15	H	Kentucky	68 59	27	N	North Carolina	66 74	70	A	Arkansas	55 51	132	H	Seton Hall	88 67
								70	H	Arkansas	67 49	140	H	Col. of Charleston	81 54
								76	A	Mississippi St.	71 64	142	H	Ole Miss	99 70
								90	H	Alabama	77 51	144	A	Clemson	68 43
								91	H	Missouri	78 62	153	H	Savannah St.	82 40
												189	A	San Diego St.	88 54
												234	H	Louisiana Tech	68 45
												265	H	N.C. Central	79 27
												309	H	Charleston So.	99 29
												328	H	South Carolina St.	70 26
LAST 12 Division I GAMES:															
5	A	LSU	73 57	90	H	Alabama	77 51								
70	H	Arkansas	67 49	11	A	Texas A&M	65 67								
76	A	Mississippi St.	71 64	54	A	Auburn	72 66								
91	H	Missouri	78 62	15	H	Kentucky	68 59								
142	H	Ole Miss	99 70	26	H	Vanderbilt	76 66								
26	A	Vanderbilt	61 57	70	A	Arkansas	55 51								

Non-Div I Games:

South Carolina

Loss, Non-Conf, S Site, H Home A Away N Neutral



Through Games of Feb. 10, 1911										
Average RPI Win:	97	WON-LOST	WINNING	LAST 10	STRENGTH OF	OPP. STRENGTH	TEAM	ADJ.	CONF.	ADJ CONF.
Average RPI Loss:	40	RECORD	PCT. RANK	GAMES	SCHEDULE	OF SCHEDULE	RPI	RPI	RPI	RPI
DIV. I ONLY	18- 7	57	7- 3	4	17	9	9	3	3	
DIV. I NON-CONF.	10- 2	38	0- 0	12	47	7	7	4	4	
TOTALS	RPI 1-25	RPI 26-50	W-L RECORDS	RPI 51-100	RPI 101-150	RPI 150+				
18- 7	1- 3	4- 1	OVERALL	5- 3	3- 0	5- 0				
9- 2	0- 1	3- 0	HOME	3- 1	0- 0	3- 0				
8- 4	1- 1	1- 1	AWAY	1- 2	3- 0	2- 0				
1- 1	0- 1	0- 0	NEUTRAL	1- 0	0- 0	0- 0				
10- 2	0- 2	2- 0	NON-CONFERENCE	1- 0	3- 0	4- 0				
5- 0	0- 0	2- 0	HOME	0- 0	0- 0	3- 0				
4- 1	0- 1	0- 0	AWAY	0- 0	3- 0	1- 0				
1- 1	0- 1	0- 0	NEUTRAL	1- 0	0- 0	0- 0				
8- 5	1- 1	2- 1	CONFERENCE	4- 3	0- 0	1- 0				
4- 2	0- 1	1- 0	HOME	3- 1	0- 0	0- 0				
4- 3	1- 0	1- 1	AWAY	1- 2	0- 0	1- 0				
0- 0	0- 0	0- 0	NEUTRAL	0- 0	0- 0	0- 0				

RPI	S	Opponent	Score	RPI	S	Opponent	Score	RPI	S	Opponent	Score	RPI	S	Opponent	Score
3	N	Stanford	69 86	29	H	Iowa	74 73	53	H	Indiana	86 53	103	A	Green Bay	49 45
4	A	Duke	78 99	31	A	Nebraska	77 75	55	A	Ohio St.	78 89	106	A	Kansas	71 68
10	A	Penn St.	84 74	34	H	Bowling Green	57 48	55	H	Ohio St.	74 58	107	A	IUPUI	76 56
10	H	Penn St.	72 75	35	H	Central Mich.	109 97	82	A	Northwestern	68 71	158	A	Illinois	80 68
				42	A	Michigan St.	73 89	82	H	Northwestern	90 65	164	H	Ball St.	63 57
								86	A	Michigan	65 56	186	A	Toledo	81 79
								86	H	Michigan	49 65	200	H	Belmont	76 46
								89	N	TCU	75 68	218	H	IPFW	91 70
LAST 12 Division I GAMES:															
29	H	Iowa	74 73	82	H	Northwestern	90 65								
86	A	Michigan	65 56	31	A	Nebraska	77 75								
55	H	Ohio St.	74 58	53	H	Indiana	86 53								
42	A	Michigan St.	73 89	86	H	Michigan	49 65								
10	H	Penn St.	72 75	10	A	Penn St.	84 74								
158	A	Illinois	80 68	82	A	Northwestern	68 71								

Non-Div I Games:

Purdue

■ Loss, 
 ■ Non-Conf, S Site, 
 ■ Home 
 ■ Away 
 N Neutral



Average RPI Win:	104	WON-LOST	WINNING	LAST 10	STRENGTH OF	OPP. STRENGTH	TEAM	ADJ.	CONF.	ADJ CONF.
Average RPI Loss:	17	RECORD	PCT. RANK	GAMES	SCHEDULE	OF SCHEDULE	RPI	RPI	RPI	RPI
DIV. I ONLY	20- 5	26	9- 1	15	4	10	10	3	3	
DIV. I NON-CONF.	9- 3	63	0- 0	34	32	33	33	4	4	
TOTALS	RPI 1-25	RPI 26-50	W-L RECORDS	RPI 51-100	RPI 101-150	RPI 150+				
20- 5	2- 3	4- 2	OVERALL	6- 0	2- 0	6- 0				
10- 4	1- 3	1- 1	HOME	3- 0	2- 0	3- 0				
8- 1	1- 0	2- 1	AWAY	3- 0	0- 0	2- 0				
2- 0	0- 0	1- 0	NEUTRAL	0- 0	0- 0	1- 0				
9- 3	1- 2	1- 1	NON-CONFERENCE	1- 0	1- 0	5- 0				
6- 2	1- 2	0- 0	HOME	1- 0	1- 0	3- 0				
1- 1	0- 0	0- 1	AWAY	0- 0	0- 0	1- 0				
2- 0	0- 0	1- 0	NEUTRAL	0- 0	0- 0	1- 0				
11- 2	1- 1	3- 1	CONFERENCE	5- 0	1- 0	1- 0				
4- 2	0- 1	1- 1	HOME	2- 0	1- 0	0- 0				
7- 0	1- 0	2- 0	AWAY	3- 0	0- 0	1- 0				
0- 0	0- 0	0- 0	NEUTRAL	0- 0	0- 0	0- 0				

RPI 1-25				RPI 26-50				RPI 51-100				RPI 101+			
RPI	S	Opponent	Score	RPI	S	Opponent	Score	RPI	S	Opponent	Score	RPI	S	Opponent	Score
1	H	Notre Dame	67 77	29	A	Iowa	87 71	53	A	Indiana	71 63	111	H	Wisconsin	78 68
2	H	UConn	52 71	29	H	Iowa	70 73	53	H	Indiana	65 52	123	H	Bucknell	92 49
9	A	Purdue	75 72	30	H	Minnesota	83 53	55	A	Ohio St.	74 54	158	A	Illinois	82 76
9	H	Purdue	74 84	37	N	Oregon St.	61 56	55	H	Ohio St.	66 42	180	A	Georgetown	77 68
11	H	Texas A&M	66 58	42	A	Michigan St.	66 54	58	H	Fordham	78 61	214	H	Saint Francis (PA)	117 77
				46	A	South Dakota St.	79 83	82	A	Northwestern	79 75	223	H	Hartford	70 56
												236	N	Illinois St.	72 60
												311	H	Alcorn	85 62



Average RPI Win: 112		WON-LOST	WINNING	LAST 10	STRENGTH OF	OPP. STRENGTH	TEAM	ADJ.	CONF.	ADJ CONF.
Average RPI Loss: 17		RECORD	PCT. RANK	GAMES	SCHEDULE	OF SCHEDULE	RPI	RPI	RPI	RPI
DIV. I ONLY		20- 6	37	8- 2	17	3	11	11	1	1
DIV. I NON-CONF.		10- 4	75	0- 0	71	22	52	52	1	1
TOTALS		RPI 1-25	RPI 26-50		W-L RECORDS		RPI 51-100	RPI 101-150	RPI 150+	
20- 6	3- 5	3- 1		OVERALL		6- 0	2- 0	6- 0		
12- 1	2- 1	2- 0		HOME		3- 0	1- 0	4- 0		
7- 2	1- 1	1- 1		AWAY		3- 0	0- 0	2- 0		
1- 3	0- 3	0- 0		NEUTRAL		0- 0	1- 0	0- 0		
10- 4	0- 4	1- 0		NON-CONFERENCE		1- 0	2- 0	6- 0		
7- 0	0- 0	1- 0		HOME		1- 0	1- 0	4- 0		
2- 1	0- 1	0- 0		AWAY		0- 0	0- 0	2- 0		
1- 3	0- 3	0- 0		NEUTRAL		0- 0	1- 0	0- 0		
10- 2	3- 1	2- 1		CONFERENCE		5- 0	0- 0	0- 0		
5- 1	2- 1	1- 0		HOME		2- 0	0- 0	0- 0		
5- 1	1- 0	1- 1		AWAY		3- 0	0- 0	0- 0		
0- 0	0- 0	0- 0		NEUTRAL		0- 0	0- 0	0- 0		

RPI	S	Opponent	Score
5	A	LSU	52 48
5	H	LSU	72 67
6	H	Tennessee	55 76
8	H	South Carolina	67 65
10	A	Penn St.	58 66
12	N	St. John's (NY)	70 72
23	N	Syracuse	63 78
24	N	Texas	58 69

RPI	S	Opponent	Score
26	A	Vanderbilt	69 71
41	H	UTEP	74 58
48	A	Georgia	58 44
48	H	Georgia	78 73

RPI	S	Opponent	Score
54	A	Auburn	71 54
76	H	Mississippi St.	73 35
78	H	Washington	74 68
90	A	Alabama	71 46
90	H	Alabama	73 58
91	A	Missouri	62 57

RPI	S	Opponent	Score
118	H	Arkansas St.	80 62
137	N	Memphis	69 59
189	H	San Diego St.	72 35
199	H	Nicholls St.	73 39
222	A	North Texas	67 48
234	H	Louisiana Tech	80 52
246	A	Houston	63 51
270	H	Prairie View	76 27

## LAST 12 Division I GAMES:

90	A	Alabama	71 46	91	A	Missouri	62 57
48	H	Georgia	78 73	76	H	Mississippi St.	73 35
5	H	LSU	72 67	8	H	South Carolina	67 65
26	A	Vanderbilt	69 71	48	A	Georgia	58 44
54	A	Auburn	71 54	5	A	LSU	52 48
6	H	Tennessee	55 76	90	H	Alabama	73 58

Non-Div I Games:

Texas A&amp;M



Average RPI Win:	109	WON-LOST	WINNING	LAST 10	STRENGTH OF	OPP. STRENGTH	TEAM	ADJ.	CONF.	ADJ CONF.
Average RPI Loss:	94	RECORD	PCT. RANK	GAMES	SCHEDULE	OF SCHEDULE	RPI	RPI	RPI	RPI
DIV. I ONLY	19- 5	31	10- 0	16	82	12	12	7	7	
DIV. I NON-CONF.	7- 4	95	0- 0	2	97	16	16	7	7	
TOTALS	RPI 1-25	RPI 26-50	W-L RECORDS	RPI 51-100	RPI 101-150	RPI 150+				
19- 5	1- 0	3- 1	OVERALL	4- 3	7- 0	4- 1				
11- 2	0- 0	1- 1	HOME	4- 1	3- 0	3- 0				
7- 3	0- 0	2- 0	AWAY	0- 2	4- 0	1- 1				
1- 0	1- 0	0- 0	NEUTRAL	0- 0	0- 0	0- 0				
7- 4	1- 0	0- 1	NON-CONFERENCE	3- 3	2- 0	1- 0				
4- 2	0- 0	0- 1	HOME	3- 1	1- 0	0- 0				
2- 2	0- 0	0- 0	AWAY	0- 2	1- 0	1- 0				
1- 0	1- 0	0- 0	NEUTRAL	0- 0	0- 0	0- 0				
12- 1	0- 0	3- 0	CONFERENCE	1- 0	5- 0	3- 1				
7- 0	0- 0	1- 0	HOME	1- 0	2- 0	3- 0				
5- 1	0- 0	2- 0	AWAY	0- 0	3- 0	0- 1				
0- 0	0- 0	0- 0	NEUTRAL	0- 0	0- 0	0- 0				

RPI 1-25				Team's RPI: 12				RPI 26-50				RPI 51-100				RPI 101+			
RPI	S	Opponent	Score	RPI	S	Opponent	Score	RPI	S	Opponent	Score	RPI	S	Opponent	Score	RPI	S	Opponent	Score
11	N	Texas A&M	72 70	33	A	Villanova	59 52	54	A	Auburn	55 69	110	A	Marquette	49 47				
				33	H	Villanova	69 56	56	A	Florida	68 72	116	A	Delaware	61 58				
				36	A	DePaul	96 86	62	H	Creighton	67 48	117	A	Butler	58 55				
				47	H	James Madison	51 64	64	H	Iona	78 48	117	H	Butler	58 55				
								71	H	Quinnipiac	76 66	132	A	Seton Hall	69 48				
								73	H	Harvard	81 76	132	H	Seton Hall	72 63				
								98	H	Drexel	55 62	146	H	St. Francis Brooklyn	66 56				
												180	H	Georgetown	66 63				
												210	A	Sacred Heart	77 72				
												215	A	Xavier	65 70				
												215	H	Xavier	80 48				
												217	H	Providence	85 65				
LAST 12 Division I GAMES:																			
				33	H	Villanova	69 56	33	A	Villanova	59 52								
				217	H	Providence	85 65	110	A	Marquette	49 47								
				117	A	Butler	58 55	117	H	Butler	58 55								
				132	A	Seton Hall	69 48	36	A	DePaul	96 86								
				215	H	Xavier	80 48	62	H	Creighton	67 48								
				180	H	Georgetown	66 63	215	A	Xavier	65 70								

Non-Div I Games:

St. John's (NY)

■ Loss, 
 ■ Non-Conf, 
 ■ S Site, 
 ■ H Home 
 ■ A Away 
 N Neutral



## Saint Joseph's

Through Games Of Feb. 16, 2014

Average RPI Win:	124	WON-LOST	WINNING	LAST 10	STRENGTH OF	OPP. STRENGTH	TEAM	ADJ.	CONF.	ADJ CONF.
Average RPI Loss:	80	RECORD	PCT. RANK	GAMES	SCHEDULE	OF SCHEDULE	RPI	RPI	RPI	RPI
DIV. I ONLY	19- 6	43	7- 3	14	95	13	13	9	9	
DIV. I NON-CONF.	11- 2	31	1- 0	6	24	4	4	9	9	
TOTALS	RPI 1-25	RPI 26-50	W-L RECORDS	RPI 51-100	RPI 101-150	RPI 150+				
19- 6	1- 2	1- 0	OVERALL	8- 2	2- 1	7- 1				
9- 2	1- 0	0- 0	HOME	2- 1	1- 0	5- 1				
10- 4	0- 2	1- 0	AWAY	6- 1	1- 1	2- 0				
0- 0	0- 0	0- 0	NEUTRAL	0- 0	0- 0	0- 0				
11- 2	0- 2	1- 0	NON-CONFERENCE	7- 0	0- 0	3- 0				
5- 0	0- 0	0- 0	HOME	2- 0	0- 0	3- 0				
6- 2	0- 2	1- 0	AWAY	5- 0	0- 0	0- 0				
0- 0	0- 0	0- 0	NEUTRAL	0- 0	0- 0	0- 0				
8- 4	1- 0	0- 0	CONFERENCE	1- 2	2- 1	4- 1				
4- 2	1- 0	0- 0	HOME	0- 1	1- 0	2- 1				
4- 2	0- 0	0- 0	AWAY	1- 1	1- 1	2- 0				
0- 0	0- 0	0- 0	NEUTRAL	0- 0	0- 0	0- 0				

RPI 1-25				Team's RPI: 13	RPI 26-50				RPI 51-100				RPI 101+			
RPI	S	Opponent	Score		RPI	S	Opponent	Score	RPI	S	Opponent	Score	RPI	S	Opponent	Score
5	A	LSU	64	80	33	A	Villanova	63 60	57	A	St. Bonaventure	67 73	101	A	VCU	69 73
21	H	Dayton	75	63					66	A	Princeton	74 65	101	H	VCU	70 51
23	A	Syracuse	62	64					68	A	Wichita St.	81 73	130	A	Richmond	85 80
									69	H	Penn	60 52	155	H	Liberty	77 65
									71	A	Quinnipiac	84 69	159	H	Mt. St. Mary's	85 57
									72	A	Temple	73 53	172	H	Hofstra	73 60
									75	A	FGCU	76 64	178	A	La Salle	64 52
									98	H	Drexel	70 52	178	H	La Salle	76 63
									100	A	George Washington	75 69	193	H	Saint Louis	65 69
									100	H	George Washington	67 74	291	A	George Mason	89 75
													325	H	Rhode Island	72 35
LAST 12 Division I GAMES:																
291	A	George Mason	89	75	100	A	George Washington	75	69							
178	H	La Salle	76	63	178	A	La Salle	64	52							
57	A	St. Bonaventure	67	73	69	H	Penn	60	52							
101	H	VCU	70	51	101	A	VCU	69	73							
193	H	Saint Louis	65	69	325	H	Rhode Island	72	35							
21	H	Dayton	75	63	100	H	George Washington	67	74							

Non-Div I Games:

Saint Joseph's

■ Loss, 
 ■ Non-Conf, 
 ■ S Site, 
 ■ Home 
 ■ A Away 
 N Neutral



Average RPI Win:	140	WON-LOST	WINNING	LAST 10	STRENGTH OF	OPP. STRENGTH	TEAM	ADJ.	CONF.	ADJ CONF.
Average RPI Loss:	41	RECORD	PCT. RANK	GAMES	SCHEDULE	OF SCHEDULE	RPI	RPI	RPI	RPI
DIV. I ONLY	22- 3	7	8- 2	52	48	14	14	4	4	
DIV. I NON-CONF.	10- 2	38	0- 1	100	171	71	71	5	5	
TOTALS	RPI 1-25	RPI 26-50	W-L RECORDS	RPI 51-100	RPI 101-150	RPI 150+				
22- 3	5- 2	1- 0	OVERALL	1- 0	5- 1	10- 0				
16- 1	2- 1	0- 0	HOME	1- 0	4- 0	9- 0				
6- 1	3- 0	1- 0	AWAY	0- 0	1- 1	1- 0				
0- 1	0- 1	0- 0	NEUTRAL	0- 0	0- 0	0- 0				
10- 2	0- 2	0- 0	NON-CONFERENCE	0- 0	2- 0	8- 0				
10- 1	0- 1	0- 0	HOME	0- 0	2- 0	8- 0				
0- 0	0- 0	0- 0	AWAY	0- 0	0- 0	0- 0				
0- 1	0- 1	0- 0	NEUTRAL	0- 0	0- 0	0- 0				
12- 1	5- 0	1- 0	CONFERENCE	1- 0	3- 1	2- 0				
6- 0	2- 0	0- 0	HOME	1- 0	2- 0	1- 0				
6- 1	3- 0	1- 0	AWAY	0- 0	1- 1	1- 0				
0- 0	0- 0	0- 0	NEUTRAL	0- 0	0- 0	0- 0				

RPI	S	Opponent	Score	RPI	S	Opponent	Score	RPI	S	Opponent	Score	RPI	S	Opponent	Score
2	H	UConn	55 66	40	A	Oklahoma	81 67	89	H	TCU	80 46	106	A	Kansas	60 76
15	N	Kentucky	130 133									106	H	Kansas	75 55
17	A	West Virginia	78 62									119	A	Kansas St.	92 63
24	A	Texas	72 56									119	H	Kansas St.	71 48
24	H	Texas	87 73									142	H	Ole Miss	87 80
25	A	Oklahoma St.	69 66									150	H	Rice	79 46
25	H	Oklahoma St.	81 64									153	H	Savannah St.	99 31
												160	H	UTSA	92 62
												194	H	Northwestern St.	88 54
												199	H	Nicholls St.	111 58
												206	H	McNeese St.	82 57
												244	A	Texas Tech	75 58
												244	H	Texas Tech	92 43
												253	H	Houston Baptist	100 57
												258	H	San Jose St.	113 73
												287	H	Grambling	110 55
LAST 12 Division I GAMES:															
24	A	Texas	72 56	25	A	Oklahoma St.	69 66								
244	A	Texas Tech	75 58	119	H	Kansas St.	71 48								
25	H	Oklahoma St.	81 64	106	A	Kansas	60 76								
40	A	Oklahoma	81 67	2	H	UConn	55 66								
24	H	Texas	87 73	89	H	TCU	80 46								
244	H	Texas Tech	92 43	17	A	West Virginia	78 62								

Non-Div I Games:

Baylor

■ Loss, 
■ Non-Conf, S Site, 
■ Home 
■ Away 
N Neutral



## Kentucky

Through Games Of Feb. 16, 2014

Average RPI Win:	<b>123</b>	WON-LOST	WINNING	LAST 10	STRENGTH OF	OPP. STRENGTH	TEAM	ADJ.	CONF.	ADJ CONF.
Average RPI Loss:	<b>44</b>	RECORD	PCT. RANK	GAMES	SCHEDULE	OF SCHEDULE	RPI	RPI	RPI	RPI
DIV. I ONLY	<b>19- 6</b>	<b>43</b>	<b>6- 4</b>	<b>19</b>	<b>29</b>	<b>15</b>	<b>15</b>	<b>1</b>	<b>1</b>	
DIV. I NON-CONF.	<b>12- 1</b>	<b>11</b>	<b>0- 0</b>	<b>41</b>	<b>91</b>	<b>11</b>	<b>11</b>	<b>1</b>	<b>1</b>	
TOTALS	RPI 1-25	RPI 26-50	W-L RECORDS	RPI 51-100	RPI 101-150	RPI 150+				
19- 6	4- 2	3- 1	OVERALL	5- 3	1- 0	6- 0				
11- 3	2- 1	1- 0	HOME	2- 2	1- 0	5- 0				
7- 3	1- 1	2- 1	AWAY	3- 1	0- 0	1- 0				
1- 0	1- 0	0- 0	NEUTRAL	0- 0	0- 0	0- 0				
12- 1	2- 1	3- 0	NON-CONFERENCE	1- 0	0- 0	6- 0				
7- 1	1- 1	1- 0	HOME	0- 0	0- 0	5- 0				
4- 0	0- 0	2- 0	AWAY	1- 0	0- 0	1- 0				
1- 0	1- 0	0- 0	NEUTRAL	0- 0	0- 0	0- 0				
7- 5	2- 1	0- 1	CONFERENCE	4- 3	1- 0	0- 0				
4- 2	1- 0	0- 0	HOME	2- 2	1- 0	0- 0				
3- 3	1- 1	0- 1	AWAY	2- 1	0- 0	0- 0				
0- 0	0- 0	0- 0	NEUTRAL	0- 0	0- 0	0- 0				

RPI	S	Opponent	Score	RPI	S	Opponent	Score	RPI	S	Opponent	Score	RPI	S	Opponent	Score
4	H	Duke	61 <b>69</b>	28	A	Middle Tenn.	84 72	54	A	Auburn	73 71	142	H	Ole Miss	108 78
5	H	LSU	63 56	35	H	Central Mich.	96 74	56	A	Florida	80 <b>86</b>	262	A	Wagner	96 57
6	A	Tennessee	75 71	36	A	DePaul	96 85	56	H	Florida	73 <b>83</b>	264	H	Bradley	117 77
7	H	Louisville	69 64	48	A	Georgia	56 <b>58</b>	59	A	Marist	75 61	273	H	East Tenn. St.	73 56
8	A	South Carolina	59 <b>68</b>					70	H	Arkansas	68 58	287	H	Grambling	109 46
14	N	Baylor	133 130					90	A	Alabama	85 63	299	H	Ga. Southern	103 38
								90	H	Alabama	55 <b>57</b>	320	H	Lipscomb	116 49
								91	H	Missouri	80 69				
LAST 12 Division I GAMES:															
6	A	Tennessee	75 71	90	H	Alabama	55 <b>57</b>								
142	H	Ole Miss	108 78	54	A	Auburn	73 71								
56	A	Florida	80 <b>86</b>	91	H	Missouri	80 69								
5	H	LSU	63 56	8	A	South Carolina	59 <b>68</b>								
48	A	Georgia	56 <b>58</b>	56	H	Florida	73 <b>83</b>								
70	H	Arkansas	68 58	90	A	Alabama	85 63								

Non-Div I Games:

Kentucky

■ Loss, 
 ■ Non-Conf, S Site, 
 ■ Home 
 ■ Away 
 N Neutral



Average RPI Win:	123	WON-LOST	WINNING	LAST 10	STRENGTH OF	OPP. STRENGTH	TEAM	ADJ.	CONF.	ADJ CONF.
Average RPI Loss:	56	RECORD	PCT. RANK	GAMES	SCHEDULE	OF SCHEDULE	RPI	RPI	RPI	RPI
DIV. I ONLY	22- 4	16	8- 2	65	19	16	16	2	2	
DIV. I NON-CONF.	13- 1	8	0- 0	178	21	27	27	2	2	
TOTALS	RPI 1-25	RPI 26-50	W-L RECORDS	RPI 51-100	RPI 101-150	RPI 150+				
22- 4	3- 0	2- 2	OVERALL	6- 2	4- 0	7- 0				
13- 1	3- 0	1- 1	HOME	3- 0	1- 0	5- 0				
6- 2	0- 0	1- 1	AWAY	2- 1	2- 0	1- 0				
3- 1	0- 0	0- 0	NEUTRAL	1- 1	1- 0	1- 0				
13- 1	1- 0	0- 0	NON-CONFERENCE	4- 1	1- 0	7- 0				
8- 0	1- 0	0- 0	HOME	2- 0	0- 0	5- 0				
2- 0	0- 0	0- 0	AWAY	1- 0	0- 0	1- 0				
3- 1	0- 0	0- 0	NEUTRAL	1- 1	1- 0	1- 0				
9- 3	2- 0	2- 2	CONFERENCE	2- 1	3- 0	0- 0				
5- 1	2- 0	1- 1	HOME	1- 0	1- 0	0- 0				
4- 2	0- 0	1- 1	AWAY	1- 1	2- 0	0- 0				
0- 0	0- 0	0- 0	NEUTRAL	0- 0	0- 0	0- 0				

RPI 1-25				Team's RPI: 16				RPI 26-50				RPI 51-100				RPI 101+			
RPI	S	Opponent	Score					RPI	S	Opponent	Score	RPI	S	Opponent	Score	RPI	S	Opponent	Score
5	H	LSU	89 79					27	A	North Carolina	70 79	57	H	St. Bonaventure	70 47	108	H	Boston College	85 76
20	H	Maryland	72 63					27	H	North Carolina	82 89	77	N	UCLA	67 49	119	N	Kansas St.	77 60
23	H	Syracuse	67 61					32	H	Florida St.	80 57	81	H	Tulane	69 55	122	A	Virginia Tech	72 71
								38	A	Georgia Tech	80 73	82	A	Northwestern	76 61	144	A	Clemson	69 63
												83	A	Miami (FL)	71 80	163	H	Davidson	86 63
												88	N	Wright St.	90 99	177	H	Elon	91 51
												99	A	Wake Forest	62 54	189	A	San Diego St.	84 67
												99	H	Wake Forest	74 69	203	H	Towson	69 46
																246	N	Southeastern La.	87 59
																300	H	Presbyterian	85 45
																323	H	Morgan St.	94 52
LAST 12 Division I GAMES:																			
27	H	North Carolina	82 89	108	H	Boston College	85 76												
144	A	Clemson	69 63	83	A	Miami (FL)	71 80												
122	A	Virginia Tech	72 71	32	H	Florida St.	80 57												
99	H	Wake Forest	74 69	99	A	Wake Forest	62 54												
20	H	Maryland	72 63	27	A	North Carolina	70 79												
38	A	Georgia Tech	80 73	23	H	Syracuse	67 61												

Non-Div I Games:

North Carolina St.

■ Loss, 
■ Non-Conf, S Site, 
■ Home 
■ Away 
N Neutral



# West Virginia

Through Games Of Feb. 16, 2014

Average RPI Win:	128	WON-LOST	WINNING	LAST 10	STRENGTH OF	OPP. STRENGTH	TEAM	ADJ.	CONF.	ADJ CONF.
Average RPI Loss:	31	RECORD	PCT. RANK	GAMES	SCHEDULE	OF SCHEDULE	RPI	RPI	RPI	RPI
DIV. I ONLY	22- 3	7	9- 1	88	7	17	17	4	4	
DIV. I NON-CONF.	11- 1	18	0- 0	290	19	65	65	5	5	
TOTALS	RPI 1-25	RPI 26-50	W-L RECORDS	RPI 51-100	RPI 101-150	RPI 150+				
22- 3	2- 2	4- 0	OVERALL	5- 1	4- 0	7- 0				
10- 2	1- 1	2- 0	HOME	2- 1	1- 0	4- 0				
9- 1	1- 1	2- 0	AWAY	2- 0	2- 0	2- 0				
3- 0	0- 0	0- 0	NEUTRAL	1- 0	1- 0	1- 0				
11- 1	0- 0	0- 0	NON-CONFERENCE	3- 1	2- 0	6- 0				
5- 1	0- 0	0- 0	HOME	1- 1	0- 0	4- 0				
3- 0	0- 0	0- 0	AWAY	1- 0	1- 0	1- 0				
3- 0	0- 0	0- 0	NEUTRAL	1- 0	1- 0	1- 0				
11- 2	2- 2	4- 0	CONFERENCE	2- 0	2- 0	1- 0				
5- 1	1- 1	2- 0	HOME	1- 0	1- 0	0- 0				
6- 1	1- 1	2- 0	AWAY	1- 0	1- 0	1- 0				
0- 0	0- 0	0- 0	NEUTRAL	0- 0	0- 0	0- 0				

RPI S	Opponent	Score	RPI S	Opponent	Score	RPI S	Opponent	Score	RPI S	Opponent	Score
14	H Baylor	62 78	40	A Oklahoma	76 75	55	H Ohio St.	61 70	105	A Hawaii	59 56
24	A Texas	63 66	40	H Oklahoma	77 63	63	H Virginia	68 58	106	A Kansas	65 55
24	H Texas	56 49	50	A Iowa St.	73 59	65	N Washington St.	88 66	119	H Kansas St.	84 44
25	A Oklahoma St.	71 67	50	H Iowa St.	67 56	74	A Duquesne	88 80	142	N Ole Miss	86 56
						89	A TCU	66 62	165	H Coppin St.	88 56
						89	H TCU	61 57	177	H Elon	89 56
									232	A Youngstown St.	85 58
									244	A Texas Tech	70 51
									278	N Marshall	82 51
									303	H Delaware St.	109 47
									340	H Fairleigh Dickinson	94 47
LAST 12 Division I GAMES:											
89	H TCU	61 57	244	A Texas Tech	70 51						
40	A Oklahoma	76 75	40	H Oklahoma	77 63						
119	H Kansas St.	84 44	50	A Iowa St.	73 59						
89	A TCU	66 62	24	H Texas	56 49						
50	H Iowa St.	67 56	14	H Baylor	62 78						
24	A Texas	63 66	25	A Oklahoma St.	71 67						

Non-Div I Games:

West Virginia

Loss, Non-Conf, S Site, H Home A Away N Neutral



# California

Through Games Of Feb. 16, 2014

Average RPI Win:	114	WON-LOST	WINNING	LAST 10	STRENGTH OF	OPP. STRENGTH	TEAM	ADJ.	CONF.	ADJ CONF.
Average RPI Loss:	26	RECORD	PCT. RANK	GAMES	SCHEDULE	OF SCHEDULE	RPI	RPI	RPI	RPI
DIV. I ONLY	18- 7	57	6- 4	20	13	18	18	5	5	
DIV. I NON-CONF.	8- 3	67	0- 0	17	14	17	17	3	3	
TOTALS	RPI 1-25	RPI 26-50	W-L RECORDS	RPI 51-100	RPI 101-150	RPI 150+				
18- 7	1- 5	1- 0	OVERALL	9- 2	2- 0	5- 0				
10- 3	1- 2	1- 0	HOME	4- 1	2- 0	2- 0				
6- 3	0- 2	0- 0	AWAY	3- 1	0- 0	3- 0				
2- 1	0- 1	0- 0	NEUTRAL	2- 0	0- 0	0- 0				
8- 3	0- 2	0- 0	NON-CONFERENCE	4- 1	2- 0	2- 0				
5- 1	0- 1	0- 0	HOME	2- 0	2- 0	1- 0				
1- 1	0- 0	0- 0	AWAY	0- 1	0- 0	1- 0				
2- 1	0- 1	0- 0	NEUTRAL	2- 0	0- 0	0- 0				
10- 4	1- 3	1- 0	CONFERENCE	5- 1	0- 0	3- 0				
5- 2	1- 1	1- 0	HOME	2- 1	0- 0	1- 0				
5- 2	0- 2	0- 0	AWAY	3- 0	0- 0	2- 0				
0- 0	0- 0	0- 0	NEUTRAL	0- 0	0- 0	0- 0				

RPI S	Opponent	Score	RPI S	Opponent	Score	RPI S	Opponent	Score	RPI S	Opponent	Score
2 N	UConn	47 80	37 H	Oregon St.	72 63	51 H	Southern California	70 77	125 H	Lafayette	77 60
3 A	Stanford	64 70				65 A	Washington St.	87 70	136 H	Bakersfield	70 51
3 H	Stanford	64 79				77 H	UCLA	69 53	154 H	Long Beach St.	70 51
4 H	Duke	58 70				78 A	Washington	70 65	174 A	Utah	68 59
22 A	Arizona St.	59 68				82 H	Northwestern	65 51	180 A	Georgetown	67 52
22 H	Arizona St.	74 63				84 H	Pacific	68 66	228 A	Arizona	79 64
						93 N	Idaho	59 55	228 H	Arizona	65 49
						94 H	Oregon	101 98			
						96 A	Colorado	57 55			
						99 N	Wake Forest	84 61			
						100 A	George Washington	72 75			
LAST 12 Division I GAMES:											
22 H	Arizona St.	74 63	77 H	UCLA	69 53						
228 H	Arizona	65 49	51 H	Southern California	70 77						
65 A	Washington St.	87 70	228 A	Arizona	79 64						
78 A	Washington	70 65	22 A	Arizona St.	59 68						
3 H	Stanford	64 79	174 A	Utah	68 59						
3 A	Stanford	64 70	96 A	Colorado	57 55						

Non-Div I Games:

California

Loss, Non-Conf, S Site, H Home A Away N Neutral



Average RPI Win:	154	WON-LOST	WINNING	LAST 10	STRENGTH OF	OPP. STRENGTH	TEAM	ADJ.	CONF.	ADJ CONF.
Average RPI Loss:	31	RECORD	PCT. RANK	GAMES	SCHEDULE	OF SCHEDULE	RPI	RPI	RPI	RPI
DIV. I ONLY	23- 4	15	9- 1	112	55	19	19	8	8	
DIV. I NON-CONF.	10- 2	38	0- 0	120	7	19	19	8	8	
TOTALS	RPI 1-25	RPI 26-50	W-L RECORDS	RPI 51-100	RPI 101-150	RPI 150+				
23- 4	0- 1	3- 3	OVERALL	5- 0	4- 0	11- 0				
13- 0	0- 0	2- 0	HOME	2- 0	2- 0	7- 0				
10- 4	0- 1	1- 3	AWAY	3- 0	2- 0	4- 0				
0- 0	0- 0	0- 0	NEUTRAL	0- 0	0- 0	0- 0				
10- 2	0- 1	0- 1	NON-CONFERENCE	4- 0	3- 0	3- 0				
7- 0	0- 0	0- 0	HOME	2- 0	2- 0	3- 0				
3- 2	0- 1	0- 1	AWAY	2- 0	1- 0	0- 0				
0- 0	0- 0	0- 0	NEUTRAL	0- 0	0- 0	0- 0				
13- 2	0- 0	3- 2	CONFERENCE	1- 0	1- 0	8- 0				
6- 0	0- 0	2- 0	HOME	0- 0	0- 0	4- 0				
7- 2	0- 0	1- 2	AWAY	1- 0	1- 0	4- 0				
0- 0	0- 0	0- 0	NEUTRAL	0- 0	0- 0	0- 0				

RPI	S	Opponent	Score	RPI	S	Opponent	Score	RPI	S	Opponent	Score	RPI	S	Opponent	Score
3	A	Stanford	45 73	39	A	BYU	52 62	55	A	Ohio St.	59 58	101	H	Fairfield	82 42
				39	H	BYU	68 42	65	A	Washington St.	70 62	111	A	Wisconsin	70 55
				40	A	Oklahoma	78 82	84	A	Pacific	83 68	131	A	Portland	56 24
				43	A	St. Mary's (CA)	78 79	93	H	Idaho	64 56	139	H	Eastern Wash.	78 58
				45	A	San Diego	66 48	95	H	UT Martin	91 54	166	A	San Francisco	68 40
				45	H	San Diego	79 50					166	H	San Francisco	101 66
												212	H	Colgate	81 31
												219	A	Loyola Marymount	91 82
												219	H	Loyola Marymount	88 51
												235	A	Santa Clara	67 61
												235	H	Santa Clara	89 37
												260	A	Pepperdine	69 39
												260	H	Pepperdine	86 51
												266	H	Portland St.	96 47
												292	H	UC Riverside	87 43
LAST 12 Division I GAMES:															
				39	A	BYU	52 62	260	A	Pepperdine	69 39				
				45	A	San Diego	66 48	219	A	Loyola Marymount	91 82				
				219	H	Loyola Marymount	88 51	235	A	Santa Clara	67 61				
				260	H	Pepperdine	86 51	166	A	San Francisco	68 40				
				166	H	San Francisco	101 66	45	H	San Diego	79 50				
				235	H	Santa Clara	89 37	39	H	BYU	68 42				

Non-Div I Games:

Gonzaga



Maryland

Through Games Of Feb. 16, 2014

Average RPI Win:	141	WON-LOST	WINNING	LAST 10	STRENGTH OF	OPP. STRENGTH	TEAM	ADJ.	CONF.	ADJ CONF.
Average RPI Loss:	21	RECORD	PCT. RANK	GAMES	SCHEDULE	OF SCHEDULE	RPI	RPI	RPI	RPI
DIV. I ONLY	20- 4	20	7- 3	57	27	20	20	2	2	
DIV. I NON-CONF.	12- 1	11	1- 0	220	75	49	49	2	2	
TOTALS	RPI 1-25	RPI 26-50	W-L RECORDS	RPI 51-100	RPI 101-150	RPI 150+				
20- 4	2- 3	2- 0	OVERALL	6- 1	3- 0	7- 0				
13- 2	1- 2	1- 0	HOME	4- 0	3- 0	4- 0				
5- 2	1- 1	1- 0	AWAY	2- 1	0- 0	1- 0				
2- 0	0- 0	0- 0	NEUTRAL	0- 0	0- 0	2- 0				
12- 1	0- 1	0- 0	NON-CONFERENCE	4- 0	1- 0	7- 0				
8- 1	0- 1	0- 0	HOME	3- 0	1- 0	4- 0				
2- 0	0- 0	0- 0	AWAY	1- 0	0- 0	1- 0				
2- 0	0- 0	0- 0	NEUTRAL	0- 0	0- 0	2- 0				
8- 3	2- 2	2- 0	CONFERENCE	2- 1	2- 0	0- 0				
5- 1	1- 1	1- 0	HOME	1- 0	2- 0	0- 0				
3- 2	1- 1	1- 0	AWAY	1- 1	0- 0	0- 0				
0- 0	0- 0	0- 0	NEUTRAL	0- 0	0- 0	0- 0				

RPI S	Opponent	Score	RPI S	Opponent	Score	RPI S	Opponent	Score	RPI S	Opponent	Score
1	H Notre Dame	83 87	27	A North Carolina	79 70	55	H Ohio St.	67 55	124	H Pittsburgh	94 46
2	H UConn	55 72	38	H Georgia Tech	92 81	63	A Virginia	72 86	140	H Col. of Charleston	103 51
16	A North Carolina St.	63 72				79	A South Fla.	78 70	144	H Clemson	95 43
23	A Syracuse	89 64				83	A Miami (FL)	67 52	183	N Texas Southern	100 59
23	H Syracuse	77 62				98	H Drexel	69 63	198	N Ohio	84 60
						99	H Wake Forest	76 49	203	A Towson	90 53
						100	H George Washington	87 51	271	H Loyola Maryland	89 53
									283	H Siena	105 49
									303	H Delaware St.	93 44
									338	H Wofford	110 53
LAST 12 Division I GAMES:											
83	A Miami (FL)	67 52	63	A Virginia	72 86						
144	H Clemson	95 43	38	H Georgia Tech	92 81						
124	H Pittsburgh	94 46	23	H Syracuse	77 62						
23	A Syracuse	89 64	99	H Wake Forest	76 49						
16	A North Carolina St.	63 72	27	A North Carolina	79 70						
1	H Notre Dame	83 87	140	H Col. of Charleston	103 51						

Non-Div I Games:

Maryland

Loss, Non-Conf, S Site, H Home A Away N Neutral



Average RPI Win: 160		WON-LOST	WINNING	LAST 10	STRENGTH OF	OPP. STRENGTH	TEAM	ADJ.	CONF.	ADJ CONF.
Average RPI Loss: 29		RECORD	PCT. RANK	GAMES	SCHEDULE	OF SCHEDULE	RPI	RPI	RPI	RPI
DIV. I ONLY		17- 5	34	9- 1	63	85	21	21	9	9
DIV. I NON-CONF.		7- 4	95	1- 0	46	18	29	29	9	9
TOTALS		RPI 1-25	RPI 26-50		W-L RECORDS		RPI 51-100	RPI 101-150	RPI 150+	
17- 5	0- 1	1- 4		OVERALL		6- 0	3- 0	7- 0		
10- 0	0- 0	1- 0		HOME		5- 0	3- 0	1- 0		
6- 5	0- 1	0- 4		AWAY		1- 0	0- 0	5- 0		
1- 0	0- 0	0- 0		NEUTRAL		0- 0	0- 0	1- 0		
7- 4	0- 0	1- 4		NON-CONFERENCE		2- 0	1- 0	3- 0		
4- 0	0- 0	1- 0		HOME		2- 0	1- 0	0- 0		
2- 4	0- 0	0- 4		AWAY		0- 0	0- 0	2- 0		
1- 0	0- 0	0- 0		NEUTRAL		0- 0	0- 0	1- 0		
10- 1	0- 1	0- 0		CONFERENCE		4- 0	2- 0	4- 0		
6- 0	0- 0	0- 0		HOME		3- 0	2- 0	1- 0		
4- 1	0- 1	0- 0		AWAY		1- 0	0- 0	3- 0		
0- 0	0- 0	0- 0		NEUTRAL		0- 0	0- 0	0- 0		

RPI	S	Opponent	Score	RPI	S	Opponent	Score	RPI	S	Opponent	Score	RPI	S	Opponent	Score
13	A	Saint Joseph's	63 75	26	A	Vanderbilt	52 82	57	H	St. Bonaventure	73 59	101	H	VCU	73 69
				29	A	Iowa	93 97	58	H	Fordham	73 64	112	H	Akron	94 80
				35	A	Central Mich.	91 94	65	H	Washington St.	87 76	130	H	Richmond	69 58
				35	H	Central Mich.	102 89	74	A	Duquesne	87 77	186	A	Toledo	87 75
				42	A	Michigan St.	89 96	88	H	Wright St.	112 85	217	A	Providence	83 65
								100	H	George Washington	90 69	291	A	George Mason	91 64
												291	H	George Mason	103 81
												292	N	UC Riverside	89 54
												298	A	Massachusetts	81 67
												325	A	Rhode Island	73 66
LAST 12 Division I GAMES:															
130	H	Richmond	69 58	298	A	Massachusetts	81 67								
325	A	Rhode Island	73 66	58	H	Fordham	73 64								
74	A	Duquesne	87 77	100	H	George Washington	90 69								
101	H	VCU	73 69	57	H	St. Bonaventure	73 59								
291	H	George Mason	103 81	291	A	George Mason	91 64								
13	A	Saint Joseph's	63 75	88	H	Wright St.	112 85								

Non-Div I Games:

Dayton

■ Loss, 
 ■ Non-Conf, 
 S Site, 
 ■ Home 
 ■ Away 
 N Neutral



Average RPI Win:	122	WON-LOST	WINNING	LAST 10	STRENGTH OF	OPP. STRENGTH	TEAM	ADJ.	CONF.	ADJ CONF.
Average RPI Loss:	60	RECORD	PCT. RANK	GAMES	SCHEDULE	OF SCHEDULE	RPI	RPI	RPI	RPI
DIV. I ONLY	20- 6	37	6- 4	64	12	22	22	5	5	
DIV. I NON-CONF.	11- 1	18	0- 0	116	25	12	12	3	3	
TOTALS	RPI 1-25	RPI 26-50	W-L RECORDS	RPI 51-100	RPI 101-150	RPI 150+				
20- 6	2- 3	2- 1	OVERALL	6- 1	2- 0	8- 1				
12- 1	2- 1	1- 0	HOME	4- 0	1- 0	4- 0				
5- 5	0- 2	0- 1	AWAY	2- 1	0- 0	3- 1				
3- 0	0- 0	1- 0	NEUTRAL	0- 0	1- 0	1- 0				
11- 1	1- 0	1- 1	NON-CONFERENCE	1- 0	2- 0	6- 0				
6- 0	1- 0	0- 0	HOME	1- 0	1- 0	3- 0				
2- 1	0- 0	0- 1	AWAY	0- 0	0- 0	2- 0				
3- 0	0- 0	1- 0	NEUTRAL	0- 0	1- 0	1- 0				
9- 5	1- 3	1- 0	CONFERENCE	5- 1	0- 0	2- 1				
6- 1	1- 1	1- 0	HOME	3- 0	0- 0	1- 0				
3- 4	0- 2	0- 0	AWAY	2- 1	0- 0	1- 1				
0- 0	0- 0	0- 0	NEUTRAL	0- 0	0- 0	0- 0				

RPI	S	Opponent	Score	RPI	S	Opponent	Score	RPI	S	Opponent	Score	RPI	S	Opponent	Score
3	A	Stanford	35 61	27	N	North Carolina	94 81	51	H	Southern California	94 86	105	H	Hawaii	84 44
3	H	Stanford	56 80	37	H	Oregon St.	64 62	65	A	Washington St.	78 85	118	N	Arkansas St.	69 66
18	A	California	63 74	45	A	San Diego	53 61	77	H	UCLA	59 57	154	H	Long Beach St.	74 67
18	H	California	68 59					78	A	Washington	78 60	158	N	Illinois	84 60
23	H	Syracuse	63 60					83	H	Miami (FL)	75 73	174	A	Utah	65 62
								94	H	Oregon	97 94	210	H	Sacred Heart	81 49
								96	A	Colorado	68 66	217	H	Providence	86 65
												228	A	Arizona	49 68
												228	H	Arizona	60 36
												238	A	Cal St. Fullerton	81 55
												244	A	Texas Tech	85 77
LAST 12 Division I GAMES:															
18	A	California	63 74	96	A	Colorado	68 66								
3	A	Stanford	35 61	174	A	Utah	65 62								
228	A	Arizona	49 68	3	H	Stanford	56 80								
228	H	Arizona	60 36	18	H	California	68 59								
94	H	Oregon	97 94	77	H	UCLA	59 57								
37	H	Oregon St.	64 62	51	H	Southern California	94 86								

Non-Div I Games:

Arizona St.



Average RPI Win:	128	WON-LOST	WINNING	LAST 10	STRENGTH OF	OPP. STRENGTH	TEAM	ADJ.	CONF.	ADJ CONF.
Average RPI Loss:	18	RECORD	PCT. RANK	GAMES	SCHEDULE	OF SCHEDULE	RPI	RPI	RPI	RPI
DIV. I ONLY	18- 8	71	6- 4	18	11	23	23	2	2	
DIV. I NON-CONF.	11- 2	31	0- 0	77	17	15	15	2	2	
TOTALS	RPI 1-25	RPI 26-50	W-L RECORDS	RPI 51-100	RPI 101-150	RPI 150+				
18- 8	3- 6	2- 2	OVERALL	3- 0	5- 0	5- 0				
11- 3	1- 2	1- 1	HOME	2- 0	2- 0	5- 0				
4- 5	0- 4	1- 1	AWAY	1- 0	2- 0	0- 0				
3- 0	2- 0	0- 0	NEUTRAL	0- 0	1- 0	0- 0				
11- 2	3- 1	0- 1	NON-CONFERENCE	2- 0	1- 0	5- 0				
7- 0	1- 0	0- 0	HOME	1- 0	0- 0	5- 0				
1- 2	0- 1	0- 1	AWAY	1- 0	0- 0	0- 0				
3- 0	2- 0	0- 0	NEUTRAL	0- 0	1- 0	0- 0				
7- 6	0- 5	2- 1	CONFERENCE	1- 0	4- 0	0- 0				
4- 3	0- 2	1- 1	HOME	1- 0	2- 0	0- 0				
3- 3	0- 3	1- 0	AWAY	0- 0	2- 0	0- 0				
0- 0	0- 0	0- 0	NEUTRAL	0- 0	0- 0	0- 0				

RPI	S	Opponent	Score	RPI	S	Opponent	Score	RPI	S	Opponent	Score	RPI	S	Opponent	Score
1	A	Notre Dame	64 101	27	A	North Carolina	78 73	63	H	Virginia	84 75	108	A	Boston College	71 47
4	H	Duke	53 86	29	A	Iowa	91 97	65	A	Washington St.	69 65	122	H	Virginia Tech	73 48
11	N	Texas A&M	78 63	32	H	Florida St.	59 83	72	H	Temple	82 76	124	A	Pittsburgh	58 47
13	H	Saint Joseph's	64 62	38	H	Georgia Tech	76 70					137	N	Memphis	77 58
16	A	North Carolina St.	61 67									144	H	Clemson	84 75
20	A	Maryland	62 77									220	H	Cornell	89 48
20	H	Maryland	64 89									239	H	Maine	97 42
22	A	Arizona St.	60 63									272	H	Niagara	80 44
24	N	Texas	77 65									315	H	Dartmouth	88 47
												318	H	UMES	113 42
LAST 12 Division I GAMES:															
108	A	Boston College	71 47	63	H	Virginia	84 75	144	H	Clemson	84 75	124	A	Pittsburgh	58 47
32	H	Florida St.	59 83	20	A	Maryland	62 77	38	H	Georgia Tech	76 70	4	H	Duke	53 86
1	A	Notre Dame	64 101												
122	H	Virginia Tech	73 48												
20	H	Maryland	64 89												
27	A	North Carolina	78 73												

Non-Div I Games:

Syracuse

■ Loss, 
■ Non-Conf, 
■ S Site, 
■ H Home 
■ A Away 
N Neutral



Average RPI Win:	132	WON-LOST	WINNING	LAST 10	STRENGTH OF	OPP. STRENGTH	TEAM	ADJ.	CONF.	ADJ CONF.
Average RPI Loss:	24	RECORD	PCT. RANK	GAMES	SCHEDULE	OF SCHEDULE	RPI	RPI	RPI	RPI
DIV. I ONLY	17- 8	74	6- 4	10	18	24	24	4	4	
DIV. I NON-CONF.	9- 3	63	0- 0	36	28	28	28	5	5	
TOTALS	RPI 1-25	RPI 26-50	W-L RECORDS	RPI 51-100	RPI 101-150	RPI 150+				
17- 8	2- 7	2- 0	OVERALL	1- 1	6- 0	6- 0				
12- 2	1- 2	2- 0	HOME	1- 0	3- 0	5- 0				
3- 5	0- 4	0- 0	AWAY	0- 1	2- 0	1- 0				
2- 1	1- 1	0- 0	NEUTRAL	0- 0	1- 0	0- 0				
9- 3	1- 3	0- 0	NON-CONFERENCE	1- 0	2- 0	5- 0				
6- 1	0- 1	0- 0	HOME	1- 0	1- 0	4- 0				
1- 1	0- 1	0- 0	AWAY	0- 0	0- 0	1- 0				
2- 1	1- 1	0- 0	NEUTRAL	0- 0	1- 0	0- 0				
8- 5	1- 4	2- 0	CONFERENCE	0- 1	4- 0	1- 0				
6- 1	1- 1	2- 0	HOME	0- 0	2- 0	1- 0				
2- 4	0- 3	0- 0	AWAY	0- 1	2- 0	0- 0				
0- 0	0- 0	0- 0	NEUTRAL	0- 0	0- 0	0- 0				

RPI	S	Opponent	Score
3	H	Stanford	54 63
6	A	Tennessee	61 75
11	N	Texas A&M	69 58
14	A	Baylor	73 87
14	H	Baylor	56 72
17	A	West Virginia	49 56
17	H	West Virginia	66 63
23	N	Syracuse	65 77
25	A	Oklahoma St.	61 67

RPI	S	Opponent	Score
40	H	Oklahoma	79 74
50	H	Iowa St.	71 64

RPI	S	Opponent	Score
89	A	TCU	48 54
93	H	Idaho	87 58

RPI	S	Opponent	Score
106	A	Kansas	80 55
106	H	Kansas	70 58
119	A	Kansas St.	69 63
119	H	Kansas St.	67 53
137	N	Memphis	65 36
141	H	UALR	60 26
160	H	UTSA	63 42
194	H	Northwestern St.	90 60
216	H	Texas St.	96 42
224	H	Sam Houston St.	109 48
244	H	Texas Tech	88 51
261	A	New Mexico	67 52

## LAST 12 Division I GAMES:

14	H	Baylor	56 72	17	H	West Virginia	66 63
119	A	Kansas St.	69 63	89	A	TCU	48 54
50	H	Iowa St.	71 64	106	H	Kansas	70 58
244	H	Texas Tech	88 51	17	A	West Virginia	49 56
14	A	Baylor	73 87	40	H	Oklahoma	79 74
106	A	Kansas	80 55	119	H	Kansas St.	67 53

Non-Div I Games:

Texas

■ Loss, 
 ■ Non-Conf, S Site, 
 ■ Home 
 ■ Away 
 N Neutral



Average RPI Win:	140	WON-LOST	WINNING	LAST 10	STRENGTH OF	OPP. STRENGTH	TEAM	ADJ.	CONF.	ADJ CONF.
Average RPI Loss:	21	RECORD	PCT. RANK	GAMES	SCHEDULE	OF SCHEDULE	RPI	RPI	RPI	RPI
DIV. I ONLY	20- 4	20	7- 3	66	25	25	25	4	4	
DIV. I NON-CONF.	11- 0	1	0- 0	212	112	24	24	5	5	
TOTALS	RPI 1-25	RPI 26-50	W-L RECORDS	RPI 51-100	RPI 101-150	RPI 150+				
20- 4	1- 3	4- 1	OVERALL	4- 0	3- 0	8- 0				
13- 2	1- 2	1- 0	HOME	2- 0	1- 0	8- 0				
4- 2	0- 1	1- 1	AWAY	1- 0	2- 0	0- 0				
3- 0	0- 0	2- 0	NEUTRAL	1- 0	0- 0	0- 0				
11- 0	0- 0	2- 0	NON-CONFERENCE	2- 0	0- 0	7- 0				
8- 0	0- 0	0- 0	HOME	1- 0	0- 0	7- 0				
0- 0	0- 0	0- 0	AWAY	0- 0	0- 0	0- 0				
3- 0	0- 0	2- 0	NEUTRAL	1- 0	0- 0	0- 0				
9- 4	1- 3	2- 1	CONFERENCE	2- 0	3- 0	1- 0				
5- 2	1- 2	1- 0	HOME	1- 0	1- 0	1- 0				
4- 2	0- 1	1- 1	AWAY	1- 0	2- 0	0- 0				
0- 0	0- 0	0- 0	NEUTRAL	0- 0	0- 0	0- 0				

RPI	S	Opponent	Score	RPI	S	Opponent	Score	RPI	S	Opponent	Score	RPI	S	Opponent	Score
14	A	Baylor	64 81	38	N	Georgia Tech	68 60	51	H	Southern California	82 51	106	A	Kansas	64 56
14	H	Baylor	66 69	40	A	Oklahoma	74 81	79	N	South Fla.	75 56	106	H	Kansas	76 74
17	H	West Virginia	67 71	40	H	Oklahoma	73 57	89	A	TCU	49 48	119	A	Kansas St.	58 51
24	H	Texas	67 61	42	N	Michigan St.	63 57	89	H	TCU	65 53	184	H	Idaho St.	74 45
				50	A	Iowa St.	69 62					204	H	Northern Colo.	87 51
												207	H	Lamar	83 56
												222	H	North Texas	95 47
												241	H	Tex.-Pan American	90 48
												244	H	Texas Tech	82 56
												326	H	UMass Lowell	103 52
												334	H	Texas-Arlington	74 35
LAST 12 Division I GAMES:															
40	H	Oklahoma	73 57	106	A	Kansas	64 56								
14	A	Baylor	64 81	244	H	Texas Tech	82 56								
106	H	Kansas	76 74	89	H	TCU	65 53								
40	A	Oklahoma	74 81	50	A	Iowa St.	69 62								
89	A	TCU	49 48	119	A	Kansas St.	58 51								
14	H	Baylor	66 69	17	H	West Virginia	67 71								

Non-Div I Games:

Oklahoma St.

■ Loss, 
 ■ Non-Conf, 
 ■ S Site, 
 ■ H Home 
 ■ A Away 
 N Neutral



Vanderbilt

Through Games Of Feb. 16, 2014

Average RPI Win:	133	WON-LOST	WINNING	LAST 10	STRENGTH OF	OPP. STRENGTH	TEAM	ADJ.	CONF.	ADJ CONF.
Average RPI Loss:	45	RECORD	PCT. RANK	GAMES	SCHEDULE	OF SCHEDULE	RPI	RPI	RPI	RPI
DIV. I ONLY	17- 8	74	5- 5	9	35	26	26	1	1	
DIV. I NON-CONF.	11- 2	31	0- 0	78	137	31	31	1	1	
TOTALS	RPI 1-25	RPI 26-50	W-L RECORDS	RPI 51-100	RPI 101-150	RPI 150+				
17- 8	4- 4	2- 0	OVERALL	1- 3	4- 1	6- 0				
12- 3	4- 1	1- 0	HOME	0- 1	2- 1	5- 0				
5- 5	0- 3	1- 0	AWAY	1- 2	2- 0	1- 0				
0- 0	0- 0	0- 0	NEUTRAL	0- 0	0- 0	0- 0				
11- 2	1- 1	1- 0	NON-CONFERENCE	0- 0	3- 1	6- 0				
8- 1	1- 0	0- 0	HOME	0- 0	2- 1	5- 0				
3- 1	0- 1	1- 0	AWAY	0- 0	1- 0	1- 0				
0- 0	0- 0	0- 0	NEUTRAL	0- 0	0- 0	0- 0				
6- 6	3- 3	1- 0	CONFERENCE	1- 3	1- 0	0- 0				
4- 2	3- 1	1- 0	HOME	0- 1	0- 0	0- 0				
2- 4	0- 2	0- 0	AWAY	1- 2	1- 0	0- 0				
0- 0	0- 0	0- 0	NEUTRAL	0- 0	0- 0	0- 0				

RPI 1-25				RPI 26-50				RPI 51-100				RPI 101+			
RPI	S	Opponent	Score	RPI	S	Opponent	Score	RPI	S	Opponent	Score	RPI	S	Opponent	Score
4	A	Duke	69 88	47	A	James Madison	89 85	54	A	Auburn	74 65	110	H	Marquette	77 82
5	H	LSU	79 70	48	H	Georgia	66 58	54	H	Auburn	62 68	111	H	Wisconsin	81 69
6	A	Tennessee	53 81					76	A	Mississippi St.	62 64	138	A	UAB	87 76
6	H	Tennessee	74 63					91	A	Missouri	54 59	142	A	Ole Miss	80 74
8	A	South Carolina	66 76									147	H	Western Ky.	85 60
8	H	South Carolina	57 61									177	H	Elon	88 66
11	H	Texas A&M	71 69									223	A	Hartford	65 56
21	H	Dayton	82 52									256	H	Appalachian St.	96 53
LAST 12 Division I GAMES:															
76	A	Mississippi St.	62 64	5	H	LSU	79 70								
54	H	Auburn	62 68	142	A	Ole Miss	80 74								
6	A	Tennessee	53 81	6	H	Tennessee	74 63								
11	H	Texas A&M	71 69	54	A	Auburn	74 65								
91	A	Missouri	54 59	8	A	South Carolina	66 76								
8	H	South Carolina	57 61	48	H	Georgia	66 58								

Non-Div I Games:

Vanderbilt

Loss, Non-Conf, S Site, H Home A Away N Neutral



## North Carolina

Through Games Of Feb. 16, 2014

Average RPI Win:	128	WON-LOST	WINNING	LAST 10	STRENGTH OF	OPP. STRENGTH	TEAM	ADJ.	CONF.	ADJ CONF.
Average RPI Loss:	32	RECORD	PCT. RANK	GAMES	SCHEDULE	OF SCHEDULE	RPI	RPI	RPI	RPI
DIV. I ONLY	20- 6	37	7- 3	33	39	27	27	2	2	
DIV. I NON-CONF.	12- 2	29	0- 0	109	79	42	42	2	2	
TOTALS	RPI 1-25	RPI 26-50	W-L RECORDS	RPI 51-100	RPI 101-150	RPI 150+				
20- 6	4- 4	3- 1	OVERALL	2- 1	4- 0	7- 0				
10- 4	1- 3	2- 0	HOME	0- 1	2- 0	5- 0				
6- 1	2- 0	1- 1	AWAY	2- 0	1- 0	0- 0				
4- 1	1- 1	0- 0	NEUTRAL	0- 0	1- 0	2- 0				
12- 2	1- 2	2- 0	NON-CONFERENCE	1- 0	1- 0	7- 0				
7- 1	0- 1	2- 0	HOME	0- 0	0- 0	5- 0				
1- 0	0- 0	0- 0	AWAY	1- 0	0- 0	0- 0				
4- 1	1- 1	0- 0	NEUTRAL	0- 0	1- 0	2- 0				
8- 4	3- 2	1- 1	CONFERENCE	1- 1	3- 0	0- 0				
3- 3	1- 2	0- 0	HOME	0- 1	2- 0	0- 0				
5- 1	2- 0	1- 1	AWAY	1- 0	1- 0	0- 0				
0- 0	0- 0	0- 0	NEUTRAL	0- 0	0- 0	0- 0				

RPI 1-25				RPI 26-50				Team's RPI: 27	RPI 51-100				RPI 101+			
RPI	S	Opponent	Score	RPI	S	Opponent	Score		RPI	S	Opponent	Score	RPI	S	Opponent	Score
4	A	Duke	89 78	31	H	Nebraska	75 62		77	A	UCLA	78 68	108	A	Boston College	73 56
6	H	Tennessee	65 81	32	A	Florida St.	65 61		83	H	Miami (FL)	80 83	118	N	Arkansas St.	93 60
8	N	South Carolina	74 66	38	A	Georgia Tech	91 94		99	A	Wake Forest	83 65	124	H	Pittsburgh	86 50
16	A	North Carolina St.	89 82	47	H	James Madison	74 71						144	H	Clemson	78 55
16	H	North Carolina St.	79 70										157	H	High Point	103 71
20	H	Maryland	70 79										158	N	Illinois	87 51
22	N	Arizona St.	81 94										165	H	Coppin St.	91 51
23	H	Syracuse	73 78										252	H	Coastal Caro.	106 52
													309	H	Charleston So.	100 49
													342	H	Air Force	87 26
													344	N	New Orleans	124 41
LAST 12 Division I GAMES:																
16	A	North Carolina St.	89 82	99	A	Wake Forest	83 65									
124	H	Pittsburgh	86 50	108	A	Boston College	73 56									
4	A	Duke	89 78	144	H	Clemson	78 55									
38	A	Georgia Tech	91 94	32	A	Florida St.	65 61									
83	H	Miami (FL)	80 83	16	H	North Carolina St.	79 70									
23	H	Syracuse	73 78	20	H	Maryland	70 79									

Non-Div I Games:

North Carolina

■ Loss, 
■ Non-Conf, 
■ S Site, 
■ H Home 
■ A Away 
N Neutral



Average RPI Win:	163	WON-LOST	WINNING	LAST 10	STRENGTH OF	OPP. STRENGTH	TEAM	ADJ.	CONF.	ADJ CONF.
Average RPI Loss:	35	RECORD	PCT. RANK	GAMES	SCHEDULE	OF SCHEDULE	RPI	RPI	RPI	RPI
DIV. I ONLY	21- 4	17	9- 1	103	73	28	28	10	10	
DIV. I NON-CONF.	11- 3	55	1- 0	101	12	40	40	11	11	
TOTALS	RPI 1-25	RPI 26-50	W-L RECORDS	RPI 51-100	RPI 101-150	RPI 150+				
21- 4	0- 2	2- 1	OVERALL	4- 1	3- 0	12- 0				
8- 2	0- 2	2- 0	HOME	0- 0	1- 0	5- 0				
10- 2	0- 0	0- 1	AWAY	2- 1	2- 0	6- 0				
3- 0	0- 0	0- 0	NEUTRAL	2- 0	0- 0	1- 0				
11- 3	0- 2	1- 0	NON-CONFERENCE	4- 1	1- 0	5- 0				
3- 2	0- 2	1- 0	HOME	0- 0	0- 0	2- 0				
5- 1	0- 0	0- 0	AWAY	2- 1	1- 0	2- 0				
3- 0	0- 0	0- 0	NEUTRAL	2- 0	0- 0	1- 0				
10- 1	0- 0	1- 1	CONFERENCE	0- 0	2- 0	7- 0				
5- 0	0- 0	1- 0	HOME	0- 0	1- 0	3- 0				
5- 1	0- 0	0- 1	AWAY	0- 0	1- 0	4- 0				
0- 0	0- 0	0- 0	NEUTRAL	0- 0	0- 0	0- 0				

RPI 1-25				RPI 26-50				Team's RPI: 28	RPI 51-100				RPI 101+			
RPI	S	Opponent	Score	RPI	S	Opponent	Score		RPI	S	Opponent	Score	RPI	S	Opponent	Score
6	H	Tennessee	57 67	41	H	UTEP	69 58		70	A	Arkansas	51 66	138	A	UAB	61 55
15	H	Kentucky	72 84	46	H	South Dakota St.	59 44		76	N	Mississippi St.	62 48	144	A	Clemson	76 51
				49	A	Southern Miss.	56 68		79	A	South Fla.	68 62	150	H	Rice	65 54
									83	A	Miami (FL)	61 55	156	A	FIU	65 58
									88	N	Wright St.	69 62	160	H	UTSA	60 41
													169	A	UCF	63 51
													173	H	Old Dominion	62 49
													191	A	Tulsa	67 57
													196	A	Fla. Atlantic	83 77
													222	H	North Texas	86 42
													234	A	Louisiana Tech	68 51
													246	N	Southeastern La.	89 71
													254	H	Tennessee Tech	84 53
													267	A	Austin Peay	69 43
													304	H	Kennesaw St.	68 32
LAST 12 Division I GAMES:																
196	A	Fla. Atlantic	83 77	160	H	UTSA	60 41									
156	A	FIU	65 58	138	A	UAB	61 55									
150	H	Rice	65 54	41	H	UTEP	69 58									
191	A	Tulsa	67 57	234	A	Louisiana Tech	68 51									
49	A	Southern Miss.	56 68	222	H	North Texas	86 42									
173	H	Old Dominion	62 49	254	H	Tennessee Tech	84 53									

Non-Div I Games:

Middle Tenn.

■ Loss, 
 ■ Non-Conf, S Site, 
 ■ Home 
 ■ Away 
 N Neutral



Average RPI Win:	123	WON-LOST	WINNING	LAST 10	STRENGTH OF	OPP. STRENGTH	TEAM	ADJ.	CONF.	ADJ CONF.
Average RPI Loss:	42	RECORD	PCT. RANK	GAMES	SCHEDULE	OF SCHEDULE	RPI	RPI	RPI	RPI
DIV. I ONLY	20- 7	50	7- 3	44	28	29	29	3	3	
DIV. I NON-CONF.	12- 2	29	0- 0	145	105	30	30	4	4	
TOTALS	RPI 1-25	RPI 26-50	W-L RECORDS	RPI 51-100	RPI 101-150	RPI 150+				
20- 7	3- 2	2- 3	OVERALL	4- 2	4- 0	7- 0				
12- 3	2- 1	1- 2	HOME	2- 0	1- 0	6- 0				
5- 4	1- 1	1- 1	AWAY	1- 2	2- 0	0- 0				
3- 0	0- 0	0- 0	NEUTRAL	1- 0	1- 0	1- 0				
12- 2	2- 0	0- 1	NON-CONFERENCE	1- 1	3- 0	6- 0				
8- 0	2- 0	0- 0	HOME	0- 0	1- 0	5- 0				
1- 2	0- 0	0- 1	AWAY	0- 1	1- 0	0- 0				
3- 0	0- 0	0- 0	NEUTRAL	1- 0	1- 0	1- 0				
8- 5	1- 2	2- 2	CONFERENCE	3- 1	1- 0	1- 0				
4- 3	0- 1	1- 2	HOME	2- 0	0- 0	1- 0				
4- 2	1- 1	1- 0	AWAY	1- 1	1- 0	0- 0				
0- 0	0- 0	0- 0	NEUTRAL	0- 0	0- 0	0- 0				

RPI	S	Opponent	Score	RPI	S	Opponent	Score	Team's RPI: 29	RPI	S	Opponent	Score	RPI	S	Opponent	Score
9	A	Purdue	73 74	30	A	Minnesota	64 56		51	N	Southern California	78 65	108	N	Boston College	78 68
10	A	Penn St.	73 70	30	H	Minnesota	78 71		53	A	Indiana	84 86	111	A	Wisconsin	82 65
10	H	Penn St.	71 87	31	H	Nebraska	67 80		53	H	Indiana	84 75	113	H	North Dakota	88 62
21	H	Dayton	97 93	42	H	Michigan St.	72 88		55	A	Ohio St.	81 74	143	A	UNI	67 60
23	H	Syracuse	97 91	50	A	Iowa St.	70 83		82	H	Northwestern	90 84	158	H	Illinois	69 55
									96	A	Colorado	87 90	170	H	Stony Brook	78 40
													184	H	Idaho St.	95 47
													185	H	Drake	73 51
													292	H	UC Riverside	70 56
													297	N	UNC Wilmington	102 65
													345	H	Ark.-Pine Bluff	76 38
LAST 12 Division I GAMES:																
9	A	Purdue	73 74	53	H	Indiana	84 75									
158	H	Illinois	69 55	55	A	Ohio St.	81 74									
82	H	Northwestern	90 84	42	H	Michigan St.	72 88									
10	A	Penn St.	73 70	111	A	Wisconsin	82 65									
31	H	Nebraska	67 80	30	H	Minnesota	78 71									
30	A	Minnesota	64 56	10	H	Penn St.	71 87									

Non-Div I Games:

Iowa

■ Loss, 
■ Non-Conf, 
■ S Site, 
■ H Home 
■ A Away 
N Neutral



Average RPI Win:	113	WON-LOST	WINNING	LAST 10	STRENGTH OF	OPP. STRENGTH	TEAM	ADJ.	CONF.	ADJ CONF.
Average RPI Loss:	49	RECORD	PCT. RANK	GAMES	SCHEDULE	OF SCHEDULE	RPI	RPI	RPI	RPI
DIV. I ONLY	17- 9	91	6- 4	24	26	30	30	3	3	
DIV. I NON-CONF.	11- 3	55	0- 0	39	49	21	21	4	4	
TOTALS	RPI 1-25	RPI 26-50	W-L RECORDS	RPI 51-100	RPI 101-150	RPI 150+				
17- 9	0- 1	1- 4	OVERALL	6- 3	7- 1	3- 0				
11- 3	0- 0	0- 2	HOME	4- 1	4- 0	3- 0				
4- 6	0- 1	0- 2	AWAY	2- 2	2- 1	0- 0				
2- 0	0- 0	1- 0	NEUTRAL	0- 0	1- 0	0- 0				
11- 3	0- 0	1- 0	NON-CONFERENCE	3- 2	5- 1	2- 0				
8- 1	0- 0	0- 0	HOME	3- 1	3- 0	2- 0				
1- 2	0- 0	0- 0	AWAY	0- 1	1- 1	0- 0				
2- 0	0- 0	1- 0	NEUTRAL	0- 0	1- 0	0- 0				
6- 6	0- 1	0- 4	CONFERENCE	3- 1	2- 0	1- 0				
3- 2	0- 0	0- 2	HOME	1- 0	1- 0	1- 0				
3- 4	0- 1	0- 2	AWAY	2- 1	1- 0	0- 0				
0- 0	0- 0	0- 0	NEUTRAL	0- 0	0- 0	0- 0				

RPI 1-25				RPI 26-50				Team's RPI: 30	RPI 51-100				RPI 101+			
RPI	S	Opponent	Score	RPI	S	Opponent	Score		RPI	S	Opponent	Score	RPI	S	Opponent	Score
10	A	Penn St.	53 83	29	A	Iowa	71 78		53	A	Indiana	78 83	104	N	Colorado St.	79 55
				29	H	Iowa	56 64		54	H	Auburn	67 54	105	A	Hawaii	71 77
				31	A	Nebraska	85 88		60	H	Navy	62 55	106	H	Kansas	70 59
				42	H	Michigan St.	56 81		62	A	Creighton	52 63	111	A	Wisconsin	63 50
				44	N	Chattanooga	63 62		77	H	UCLA	55 58	111	H	Wisconsin	64 53
									82	A	Northwestern	82 64	113	H	North Dakota	46 44
									82	H	Northwestern	94 59	127	H	Charlotte	90 55
									83	H	Miami (FL)	74 67	143	A	UNI	73 55
									86	A	Michigan	85 69	158	H	Illinois	66 61
													226	H	Loyola Chicago	80 36
													227	H	Oakland	79 43
LAST 12 Division I GAMES:																
82	A	Northwestern	82 64	111	H	Wisconsin	64 53									
111	A	Wisconsin	63 50	53	A	Indiana	78 83									
158	H	Illinois	66 61	31	A	Nebraska	85 88									
86	A	Michigan	85 69	82	H	Northwestern	94 59									
29	H	Iowa	56 64	29	A	Iowa	71 78									
10	A	Penn St.	53 83	42	H	Michigan St.	56 81									

Non-Div I Games:

Minnesota

■ Loss, 
■ Non-Conf, S Site, 
■ Home 
■ Away 
N Neutral



## Nebraska

Through Games Of Feb. 16, 2014

Average RPI Win:	134	WON-LOST	WINNING	LAST 10	STRENGTH OF	OPP. STRENGTH	TEAM	ADJ.	CONF.	ADJ CONF.
Average RPI Loss:	45	RECORD	PCT. RANK	GAMES	SCHEDULE	OF SCHEDULE	RPI	RPI	RPI	RPI
DIV. I ONLY	19- 5	31	8- 2	85	34	31	31	3	3	
DIV. I NON-CONF.	10- 2	38	0- 0	248	68	86	86	4	4	
TOTALS	RPI 1-25	RPI 26-50	W-L RECORDS	RPI 51-100	RPI 101-150	RPI 150+				
19- 5	0- 1	3- 2	OVERALL	7- 2	2- 0	7- 0				
14- 2	0- 1	2- 0	HOME	6- 1	1- 0	5- 0				
5- 3	0- 0	1- 2	AWAY	1- 1	1- 0	2- 0				
0- 0	0- 0	0- 0	NEUTRAL	0- 0	0- 0	0- 0				
10- 2	0- 0	0- 1	NON-CONFERENCE	3- 1	1- 0	6- 0				
9- 1	0- 0	0- 0	HOME	3- 1	1- 0	5- 0				
1- 1	0- 0	0- 1	AWAY	0- 0	0- 0	1- 0				
0- 0	0- 0	0- 0	NEUTRAL	0- 0	0- 0	0- 0				
9- 3	0- 1	3- 1	CONFERENCE	4- 1	1- 0	1- 0				
5- 1	0- 1	2- 0	HOME	3- 0	0- 0	0- 0				
4- 2	0- 0	1- 1	AWAY	1- 1	1- 0	1- 0				
0- 0	0- 0	0- 0	NEUTRAL	0- 0	0- 0	0- 0				

RPI 1-25				RPI 26-50				Team's RPI: 31	RPI 51-100				RPI 101+			
RPI	S	Opponent	Score	RPI	S	Opponent	Score		RPI	S	Opponent	Score	RPI	S	Opponent	Score
9	H	Purdue	75 77	27	A	North Carolina	62 75		53	H	Indiana	76 61	111	A	Wisconsin	71 70
				29	A	Iowa	80 67		62	H	Creighton	63 38	149	H	South Dakota	87 53
				30	H	Minnesota	88 85		65	H	Washington St.	72 76	158	A	Illinois	75 56
				42	A	Michigan St.	57 70		77	H	UCLA	77 49	174	A	Utah	75 69
				42	H	Michigan St.	76 56		82	A	Northwestern	59 63	182	H	Southern U.	87 64
									82	H	Northwestern	66 65	197	H	Utah St.	95 75
									86	A	Michigan	76 68	268	H	Oral Roberts	89 53
									86	H	Michigan	84 51	326	H	UMass Lowell	77 42
									90	H	Alabama	62 48	345	H	Ark.-Pine Bluff	78 55
LAST 12 Division I GAMES:																
				53	H	Indiana	76 61		82	A	Northwestern	59 63				
				86	A	Michigan	76 68		9	H	Purdue	75 77				
				42	H	Michigan St.	76 56		30	H	Minnesota	88 85				
				111	A	Wisconsin	71 70		158	A	Illinois	75 56				
				29	A	Iowa	80 67		42	A	Michigan St.	57 70				
				86	H	Michigan	84 51		82	H	Northwestern	66 65				

Non-Div I Games:

Nebraska

■ Loss, 
 ■ Non-Conf, S Site, 
 ■ Home 
 ■ Away 
 N Neutral



Average RPI Win:	146	WON-LOST	WINNING	LAST 10	STRENGTH OF	OPP. STRENGTH	TEAM	ADJ.	CONF.	ADJ CONF.
Average RPI Loss:	38	RECORD	PCT. RANK	GAMES	SCHEDULE	OF SCHEDULE	RPI	RPI	RPI	RPI
DIV. I ONLY	17- 8	74	3- 7	37	45	32	32	2	2	
DIV. I NON-CONF.	12- 1	11	0- 0	80	167	13	13	2	2	
TOTALS	RPI 1-25	RPI 26-50	W-L RECORDS	RPI 51-100	RPI 101-150	RPI 150+				
17- 8	1- 4	1- 1	OVERALL	5- 3	4- 0	6- 0				
9- 4	0- 2	1- 1	HOME	2- 1	2- 0	4- 0				
7- 4	1- 2	0- 0	AWAY	2- 2	2- 0	2- 0				
1- 0	0- 0	0- 0	NEUTRAL	1- 0	0- 0	0- 0				
12- 1	0- 1	1- 0	NON-CONFERENCE	4- 0	1- 0	6- 0				
7- 0	0- 0	1- 0	HOME	2- 0	0- 0	4- 0				
4- 1	0- 1	0- 0	AWAY	1- 0	1- 0	2- 0				
1- 0	0- 0	0- 0	NEUTRAL	1- 0	0- 0	0- 0				
5- 7	1- 3	0- 1	CONFERENCE	1- 3	3- 0	0- 0				
2- 4	0- 2	0- 1	HOME	0- 1	2- 0	0- 0				
3- 3	1- 1	0- 0	AWAY	1- 2	1- 0	0- 0				
0- 0	0- 0	0- 0	NEUTRAL	0- 0	0- 0	0- 0				

RPI 1-25				RPI 26-50				Team's RPI: 32				RPI 51-100				RPI 101+			
RPI	S	Opponent	Score	RPI	S	Opponent	Score	RPI	S	Opponent	Score	RPI	S	Opponent	Score	RPI	S	Opponent	Score
1	H	Notre Dame	60 81	27	H	North Carolina	61 65	56	A	Florida	76 68	108	H	Boston College	72 55				
4	H	Duke	77 85	42	H	Michigan St.	60 58	63	A	Virginia	68 85	122	H	Virginia Tech	70 54				
7	A	Louisville	59 69					67	H	Stetson	79 49	124	A	Pittsburgh	78 69				
16	A	North Carolina St.	57 80					83	A	Miami (FL)	68 63	133	A	Cincinnati	63 58				
23	A	Syracuse	83 59					83	H	Miami (FL)	73 76	154	A	Long Beach St.	72 57				
								84	N	Pacific	73 66	233	H	Jacksonville	71 33				
								95	H	UT Martin	76 53	243	A	Miami (OH)	71 62				
								99	A	Wake Forest	54 78	270	H	Prairie View	88 37				
												310	H	UNC Greensboro	93 59				
												339	H	North Florida	61 42				
LAST 12 Division I GAMES:																			
83	H	Miami (FL)	73 76	4	H	Duke	77 85												
23	A	Syracuse	83 59	63	A	Virginia	68 85												
108	H	Boston College	72 55	16	A	North Carolina St.	57 80												
1	H	Notre Dame	60 81	27	H	North Carolina	61 65												
99	A	Wake Forest	54 78	83	A	Miami (FL)	68 63												
122	H	Virginia Tech	70 54	124	A	Pittsburgh	78 69												

Non-Div I Games:

Florida St.

■ Loss, 
 ■ Non-Conf, 
 ■ S Site, 
 ■ H Home 
 ■ A Away 
 N Neutral



Average RPI Win:	156	WON-LOST	WINNING	LAST 10	STRENGTH OF	OPP. STRENGTH	TEAM	ADJ.	CONF.	ADJ CONF.
Average RPI Loss:	45	RECORD	PCT. RANK	GAMES	SCHEDULE	OF SCHEDULE	RPI	RPI	RPI	RPI
DIV. I ONLY	19- 6	43	7- 3	89	69	33	33	7	7	
DIV. I NON-CONF.	10- 1	22	1- 0	113	73	22	22	7	7	
TOTALS	RPI 1-25	RPI 26-50	W-L RECORDS	RPI 51-100	RPI 101-150	RPI 150+				
19- 6	0- 3	0- 1	OVERALL	4- 1	5- 1	10- 0				
6- 3	0- 2	0- 0	HOME	2- 0	2- 1	2- 0				
10- 3	0- 1	0- 1	AWAY	1- 1	3- 0	6- 0				
3- 0	0- 0	0- 0	NEUTRAL	1- 0	0- 0	2- 0				
10- 1	0- 1	0- 0	NON-CONFERENCE	3- 0	1- 0	6- 0				
2- 1	0- 1	0- 0	HOME	1- 0	1- 0	0- 0				
5- 0	0- 0	0- 0	AWAY	1- 0	0- 0	4- 0				
3- 0	0- 0	0- 0	NEUTRAL	1- 0	0- 0	2- 0				
9- 5	0- 2	0- 1	CONFERENCE	1- 1	4- 1	4- 0				
4- 2	0- 1	0- 0	HOME	1- 0	1- 1	2- 0				
5- 3	0- 1	0- 1	AWAY	0- 1	3- 0	2- 0				
0- 0	0- 0	0- 0	NEUTRAL	0- 0	0- 0	0- 0				

RPI 1-25				RPI 26-50				Team's RPI: 33				RPI 51-100				RPI 101+			
RPI	S	Opponent	Score	RPI	S	Opponent	Score	RPI	S	Opponent	Score	RPI	S	Opponent	Score	RPI	S	Opponent	Score
12	A	St. John's (NY)	56 69	36	A	DePaul	65 91	62	A	Creighton	58 65	110	A	Marquette	63 61				
12	H	St. John's (NY)	52 59					62	H	Creighton	68 54	117	A	Butler	70 48				
13	H	Saint Joseph's	60 63					69	H	Penn	55 54	117	H	Butler	61 46				
								72	A	Temple	59 58	125	H	Lafayette	60 33				
								98	N	Drexel	63 52	132	A	Seton Hall	62 57				
												132	H	Seton Hall	56 64				
												156	A	FIU	68 61				
												178	A	La Salle	83 47				
												180	A	Georgetown	59 49				
												192	N	Montana St.	79 55				
												210	A	Sacred Heart	62 59				
												213	A	Lehigh	79 73				
												215	H	Xavier	61 32				
												217	A	Providence	72 66				
												217	H	Providence	68 59				
												275	N	Mississippi Val.	87 53				
LAST 12 Division I GAMES:																			
12	A	St. John's (NY)	56 69	215	H	Xavier	61 32												
117	H	Butler	61 46	12	H	St. John's (NY)	52 59												
132	A	Seton Hall	62 57	36	A	DePaul	65 91												
217	A	Providence	72 66	69	H	Penn	55 54												
62	H	Creighton	68 54	132	H	Seton Hall	56 64												
180	A	Georgetown	59 49	117	A	Butler	70 48												

Non-Div I Games:

Villanova

■ Loss, 
 ■ Non-Conf, S Site, 
 ■ Home 
 ■ Away 
 N Neutral



## Bowling Green

Through Games Of Feb. 16, 2014

Average RPI Win:	192	WON-LOST	WINNING	LAST 10	STRENGTH OF	OPP. STRENGTH	TEAM	ADJ.	CONF.	ADJ CONF.
Average RPI Loss:	34	RECORD	PCT. RANK	GAMES	SCHEDULE	OF SCHEDULE	RPI	RPI	RPI	RPI
DIV. I ONLY	21- 3	12	9- 1	178	107	34	34	12	12	
DIV. I NON-CONF.	10- 2	38	0- 0	179	54	45	45	13	13	
TOTALS	RPI 1-25	RPI 26-50	W-L RECORDS	RPI 51-100	RPI 101-150	RPI 150+				
21- 3	0- 1	0- 1	OVERALL	3- 1	3- 0	15- 0				
10- 0	0- 0	0- 0	HOME	0- 0	2- 0	8- 0				
8- 2	0- 1	0- 1	AWAY	2- 0	1- 0	5- 0				
3- 1	0- 0	0- 0	NEUTRAL	1- 1	0- 0	2- 0				
10- 2	0- 1	0- 0	NON-CONFERENCE	3- 1	1- 0	6- 0				
4- 0	0- 0	0- 0	HOME	0- 0	0- 0	4- 0				
3- 1	0- 1	0- 0	AWAY	2- 0	1- 0	0- 0				
3- 1	0- 0	0- 0	NEUTRAL	1- 1	0- 0	2- 0				
11- 1	0- 0	0- 1	CONFERENCE	0- 0	2- 0	9- 0				
6- 0	0- 0	0- 0	HOME	0- 0	2- 0	4- 0				
5- 1	0- 0	0- 1	AWAY	0- 0	0- 0	5- 0				
0- 0	0- 0	0- 0	NEUTRAL	0- 0	0- 0	0- 0				

RPI 1-25				RPI 26-50				Team's RPI: 34		RPI 51-100				RPI 101+			
RPI	S	Opponent	Score	RPI	S	Opponent	Score		RPI	S	Opponent	Score	RPI	S	Opponent	Score	
9	A	Purdue	48 57	35	A	Central Mich.	79 82		55	A	Ohio St.	64 52	112	H	Akron	81 65	
									59	N	Marist	60 74	117	A	Butler	61 57	
									64	A	Iona	51 50	128	H	Buffalo	62 50	
									86	N	Michigan	63 52	164	A	Ball St.	72 61	
													173	N	Old Dominion	77 58	
													179	A	Eastern Mich.	61 56	
													179	H	Eastern Mich.	71 57	
													186	A	Toledo	66 59	
													198	A	Ohio	78 62	
													214	H	Saint Francis (PA)	81 66	
													237	H	Northern Ill.	57 44	
													243	H	Miami (OH)	91 45	
													248	H	Western Mich.	72 50	
													272	H	Niagara	90 58	
													282	N	Monmouth	71 48	
													284	H	Milwaukee	87 64	
													298	H	Massachusetts	86 46	
													311	A	Kent St.	58 39	
LAST 12 Division I GAMES:																	
				179	A	Eastern Mich.	61 56		179	H	Eastern Mich.	71 57					
				243	H	Miami (OH)	91 45		35	A	Central Mich.	79 82					
				248	H	Western Mich.	72 50		164	A	Ball St.	72 61					
				186	A	Toledo	66 59		112	H	Akron	81 65					
				198	A	Ohio	78 62		311	A	Kent St.	58 39					
				237	H	Northern Ill.	57 44		128	H	Buffalo	62 50					

Non-Div I Games:

Bowling Green

■ Loss, 
 ■ Non-Conf, 
 ■ S Site, 
 ■ Home 
 ■ A Away 
 N Neutral



## Central Mich.

Through Games Of Feb. 16, 2014

Average RPI Win:	186	WON-LOST	WINNING	LAST 10	STRENGTH OF	OPP. STRENGTH	TEAM	ADJ.	CONF.	ADJ CONF.
Average RPI Loss:	39	RECORD	PCT. RANK	GAMES	SCHEDULE	OF SCHEDULE	RPI	RPI	RPI	RPI
DIV. I ONLY	16- 8	85	10- 0	50	88	35	35	12	12	
DIV. I NON-CONF.	4- 8	242	0- 0	20	4	87	87	13	13	
TOTALS	RPI 1-25	RPI 26-50	W-L RECORDS	RPI 51-100	RPI 101-150	RPI 150+				
16- 8	1- 5	1- 1	OVERALL	0- 0	3- 2	11- 0				
9- 0	1- 0	1- 0	HOME	0- 0	1- 0	6- 0				
6- 6	0- 4	0- 1	AWAY	0- 0	2- 1	4- 0				
1- 2	0- 1	0- 0	NEUTRAL	0- 0	0- 1	1- 0				
4- 8	1- 5	0- 1	NON-CONFERENCE	0- 0	0- 2	3- 0				
2- 0	1- 0	0- 0	HOME	0- 0	0- 0	1- 0				
1- 6	0- 4	0- 1	AWAY	0- 0	0- 1	1- 0				
1- 2	0- 1	0- 0	NEUTRAL	0- 0	0- 1	1- 0				
12- 0	0- 0	1- 0	CONFERENCE	0- 0	3- 0	8- 0				
7- 0	0- 0	1- 0	HOME	0- 0	1- 0	5- 0				
5- 0	0- 0	0- 0	AWAY	0- 0	2- 0	3- 0				
0- 0	0- 0	0- 0	NEUTRAL	0- 0	0- 0	0- 0				

RPI 1-25				RPI 26-50				Team's RPI: 35	RPI 51-100				RPI 101+			
RPI	S	Opponent	Score	RPI	S	Opponent	Score		RPI	S	Opponent	Score	RPI	S	Opponent	Score
1	A	Notre Dame	72 106	34	H	Bowling Green	82 79						106	N	Kansas	63 68
4	N	Duke	64 97	46	A	South Dakota St.	82 87						110	A	Marquette	72 84
9	A	Purdue	97 109										112	A	Akron	109 83
15	A	Kentucky	74 96										128	A	Buffalo	82 68
21	A	Dayton	89 102										128	H	Buffalo	74 63
21	H	Dayton	94 91										164	A	Ball St.	84 81
													179	H	Eastern Mich.	82 67
													186	H	Toledo	84 71
													198	H	Ohio	80 63
													215	N	Xavier	88 62
													237	H	Northern Ill.	65 60
													243	H	Miami (OH)	88 47
													248	A	Western Mich.	113 87
													270	H	Prairie View	90 66
													298	A	Massachusetts	105 61
													311	A	Kent St.	87 53
LAST 12 Division I GAMES:																
243	H	Miami (OH)	88 47	311	A	Kent St.	87 53									
128	H	Buffalo	74 63	34	H	Bowling Green	82 79									
164	A	Ball St.	84 81	237	H	Northern Ill.	65 60									
198	H	Ohio	80 63	128	A	Buffalo	82 68									
179	H	Eastern Mich.	82 67	112	A	Akron	109 83									
248	A	Western Mich.	113 87	186	H	Toledo	84 71									

Non-Div I Games:

Central Mich.

■ Loss, 
 ■ Non-Conf, S Site, 
 ■ Home 
 ■ Away 
 N Neutral



Average RPI Win: <b>165</b>	WON-LOST	WINNING	LAST 10	STRENGTH OF	OPP. STRENGTH	TEAM	ADJ.	CONF.	ADJ CONF.
Average RPI Loss: <b>34</b>	RECORD	PCT. RANK	GAMES	SCHEDULE	OF SCHEDULE	RPI	RPI	RPI	RPI
DIV. I ONLY	20- 5	26	9- 1	109	59	36	36	7	7
DIV. I NON-CONF.	9- 3	63	0- 0	119	40	53	53	7	7
TOTALS	RPI 1-25	RPI 26-50	W-L RECORDS	RPI 51-100	RPI 101-150	RPI 150+			
20- 5	0- 3	1- 0	OVERALL	4- 2	5- 0	10- 0			
11- 2	0- 2	1- 0	HOME	3- 0	2- 0	5- 0			
6- 3	0- 1	0- 0	AWAY	0- 2	2- 0	4- 0			
3- 0	0- 0	0- 0	NEUTRAL	1- 0	1- 0	1- 0			
9- 3	0- 2	0- 0	NON-CONFERENCE	3- 1	1- 0	5- 0			
5- 1	0- 1	0- 0	HOME	2- 0	0- 0	3- 0			
1- 2	0- 1	0- 0	AWAY	0- 1	0- 0	1- 0			
3- 0	0- 0	0- 0	NEUTRAL	1- 0	1- 0	1- 0			
11- 2	0- 1	1- 0	CONFERENCE	1- 1	4- 0	5- 0			
6- 1	0- 1	1- 0	HOME	1- 0	2- 0	2- 0			
5- 1	0- 0	0- 0	AWAY	0- 1	2- 0	3- 0			
0- 0	0- 0	0- 0	NEUTRAL	0- 0	0- 0	0- 0			

RPI 1-25				RPI 26-50				Team's RPI: 36				RPI 51-100				RPI 101+			
RPI	S	Opponent	Score	RPI	S	Opponent	Score	RPI	S	Opponent	Score	RPI	S	Opponent	Score	RPI	S	Opponent	Score
1	A	Notre Dame	76 92	33	H	Villanova	91 65	62	A	Creighton	78 86	110	H	Marquette	91 85				
12	H	St. John's (NY)	86 96					62	H	Creighton	80 66	117	A	Butler	85 64				
15	H	Kentucky	85 96					73	H	Harvard	99 75	124	N	Pittsburgh	77 63				
								74	H	Duquesne	88 77	132	A	Seton Hall	75 68				
								78	N	Washington	73 66	132	H	Seton Hall	89 73				
								82	A	Northwestern	79 82	180	A	Georgetown	92 69				
												215	A	Xavier	78 49				
												215	H	Xavier	87 60				
												217	A	Providence	74 63				
												217	H	Providence	91 71				
												226	H	Loyola Chicago	93 55				
												236	H	Illinois St.	80 67				
												264	A	Bradley	91 67				
												285	N	La.-Monroe	79 57				
												315	H	Dartmouth	90 76				
LAST 12 Division I GAMES:																			
132	H	Seton Hall	89 73	180	A	Georgetown	92 69												
62	H	Creighton	80 66	33	H	Villanova	91 65												
215	A	Xavier	78 49	132	A	Seton Hall	75 68												
217	A	Providence	74 63	12	H	St. John's (NY)	86 96												
110	H	Marquette	91 85	217	H	Providence	91 71												
117	A	Butler	85 64	62	A	Creighton	78 86												

Non-Div I Games:

DePaul



Average RPI Win:	127	WON-LOST	WINNING	LAST 10	STRENGTH OF	OPP. STRENGTH	TEAM	ADJ.	CONF.	ADJ CONF.
Average RPI Loss:	33	RECORD	PCT. RANK	GAMES	SCHEDULE	OF SCHEDULE	RPI	RPI	RPI	RPI
DIV. I ONLY	16- 9	94	7- 3	36	14	37	37	5	5	
DIV. I NON-CONF.	7- 4	95	0- 0	29	41	50	50	3	3	
TOTALS	RPI 1-25	RPI 26-50	W-L RECORDS	RPI 51-100	RPI 101-150	RPI 150+				
16- 9	0- 5	0- 0	OVERALL	7- 4	5- 0	4- 0				
11- 1	0- 1	0- 0	HOME	6- 0	3- 0	2- 0				
4- 5	0- 3	0- 0	AWAY	1- 2	1- 0	2- 0				
1- 3	0- 1	0- 0	NEUTRAL	0- 2	1- 0	0- 0				
7- 4	0- 2	0- 0	NON-CONFERENCE	0- 2	5- 0	2- 0				
4- 1	0- 1	0- 0	HOME	0- 0	3- 0	1- 0				
2- 0	0- 0	0- 0	AWAY	0- 0	1- 0	1- 0				
1- 3	0- 1	0- 0	NEUTRAL	0- 2	1- 0	0- 0				
9- 5	0- 3	0- 0	CONFERENCE	7- 2	0- 0	2- 0				
7- 0	0- 0	0- 0	HOME	6- 0	0- 0	1- 0				
2- 5	0- 3	0- 0	AWAY	1- 2	0- 0	1- 0				
0- 0	0- 0	0- 0	NEUTRAL	0- 0	0- 0	0- 0				

RPI 1-25				RPI 26-50				Team's RPI: 37				RPI 51-100				RPI 101+			
RPI	S	Opponent	Score	RPI	S	Opponent	Score					RPI	S	Opponent	Score	RPI	S	Opponent	Score
1	H	Notre Dame	58 70									51	A	Southern California	60 81	105	H	Hawaii	76 64
3	A	Stanford	67 89									51	H	Southern California	58 48	121	H	Sacramento St.	102 80
10	N	Penn St.	56 61									56	N	Florida	70 73	131	A	Portland	79 73
18	A	California	63 72									62	N	Creighton	62 70	136	H	Bakersfield	80 49
22	A	Arizona St.	62 64									65	H	Washington St.	72 57	144	N	Clemson	74 41
												77	A	UCLA	63 66	174	H	Utah	60 47
												77	H	UCLA	70 54	219	H	Loyola Marymount	92 54
												78	H	Washington	75 68	225	A	UNLV	68 60
												94	A	Oregon	88 80	228	A	Arizona	64 50
												94	H	Oregon	84 70				
												96	H	Colorado	75 63				
LAST 12 Division I GAMES:																			
				51	H	Southern California	58 48					65	H	Washington St.	72 57				
				77	H	UCLA	70 54					78	H	Washington	75 68				
				174	H	Utah	60 47					77	A	UCLA	63 66				
				96	H	Colorado	75 63					51	A	Southern California	60 81				
				228	A	Arizona	64 50					94	H	Oregon	84 70				
				22	A	Arizona St.	62 64					94	A	Oregon	88 80				

Non-Div I Games: Corban 94 49

Oregon St.

■ Loss, 
 ■ Non-Conf, 
 ■ S Site, 
 ■ H Home 
 ■ A Away 
 N Neutral



Average RPI Win:	157	WON-LOST	WINNING	LAST 10	STRENGTH OF	OPP. STRENGTH	TEAM	ADJ.	CONF.	ADJ CONF.
Average RPI Loss:	36	RECORD	PCT. RANK	GAMES	SCHEDULE	OF SCHEDULE	RPI	RPI	RPI	RPI
DIV. I ONLY	17- 8	74	6- 4	34	79	38	38	2	2	
DIV. I NON-CONF.	10- 3	58	0- 0	56	260	41	41	2	2	
TOTALS	RPI 1-25	RPI 26-50	W-L RECORDS	RPI 51-100	RPI 101-150	RPI 150+				
17- 8	0- 6	2- 1	OVERALL	4- 0	4- 1	7- 0				
10- 3	0- 2	1- 0	HOME	3- 0	0- 1	6- 0				
4- 4	0- 3	0- 1	AWAY	1- 0	3- 0	0- 0				
3- 1	0- 1	1- 0	NEUTRAL	0- 0	1- 0	1- 0				
10- 3	0- 2	1- 1	NON-CONFERENCE	1- 0	1- 0	7- 0				
7- 0	0- 0	0- 0	HOME	1- 0	0- 0	6- 0				
0- 2	0- 1	0- 1	AWAY	0- 0	0- 0	0- 0				
3- 1	0- 1	1- 0	NEUTRAL	0- 0	1- 0	1- 0				
7- 5	0- 4	1- 0	CONFERENCE	3- 0	3- 1	0- 0				
3- 3	0- 2	1- 0	HOME	2- 0	0- 1	0- 0				
4- 2	0- 2	0- 0	AWAY	1- 0	3- 0	0- 0				
0- 0	0- 0	0- 0	NEUTRAL	0- 0	0- 0	0- 0				

RPI 1-25				RPI 26-50				Team's RPI: 38	RPI 51-100				RPI 101+			
RPI	S	Opponent	Score	RPI	S	Opponent	Score		RPI	S	Opponent	Score	RPI	S	Opponent	Score
4	H	Duke	47 64	27	H	North Carolina	94 91		63	H	Virginia	95 76	122	A	Virginia Tech	73 52
6	A	Tennessee	76 87	41	N	UTEP	102 77		83	A	Miami (FL)	89 87	124	A	Pittsburgh	77 66
16	H	North Carolina St.	73 80	48	A	Georgia	56 63		92	H	Hampton	89 70	126	N	Southern Utah	85 60
20	A	Maryland	81 92						99	H	Wake Forest	79 63	144	A	Clemson	89 68
23	A	Syracuse	70 76										144	H	Clemson	79 80
25	N	Oklahoma St.	60 68										158	H	Illinois	93 69
													165	H	Coppin St.	79 57
													206	N	McNeese St.	69 60
													266	H	Portland St.	104 54
													274	H	Western Caro.	87 47
													324	H	Alabama St.	99 58
													347	H	Alabama A&M	93 56
LAST 12 Division I GAMES:																
63	H	Virginia	95 76	122	A	Virginia Tech	73 52		20	A	Maryland	81 92				
83	A	Miami (FL)	89 87	27	H	North Carolina	94 91		99	H	Wake Forest	79 63				
27	H	North Carolina	94 91	124	A	Pittsburgh	77 66		23	A	Syracuse	70 76				
144	H	Clemson	79 80	144	A	Clemson	89 68		4	H	Duke	47 64				
16	H	North Carolina St.	73 80													

Non-Div I Games:

Georgia Tech

■ Loss, 
■ Non-Conf, S Site, 
■ Home 
■ Away 
N Neutral



Average RPI Win:	156	WON-LOST	WINNING	LAST 10	STRENGTH OF	OPP. STRENGTH	TEAM	ADJ.	CONF.	ADJ CONF.
Average RPI Loss:	73	RECORD	PCT. RANK	GAMES	SCHEDULE	OF SCHEDULE	RPI	RPI	RPI	RPI
DIV. I ONLY	21- 5	25	8- 2	136	74	39	39	8	8	
DIV. I NON-CONF.	10- 1	22	0- 0	262	36	57	57	8	8	
TOTALS	RPI 1-25	RPI 26-50	W-L RECORDS	RPI 51-100	RPI 101-150	RPI 150+				
21- 5	1- 1	2- 2	OVERALL	3- 1	3- 0	12- 1				
12- 2	1- 0	2- 0	HOME	1- 1	2- 0	6- 1				
9- 3	0- 1	0- 2	AWAY	2- 0	1- 0	6- 0				
0- 0	0- 0	0- 0	NEUTRAL	0- 0	0- 0	0- 0				
10- 1	0- 0	1- 0	NON-CONFERENCE	2- 0	1- 0	6- 1				
5- 1	0- 0	1- 0	HOME	1- 0	1- 0	2- 1				
5- 0	0- 0	0- 0	AWAY	1- 0	0- 0	4- 0				
0- 0	0- 0	0- 0	NEUTRAL	0- 0	0- 0	0- 0				
11- 4	1- 1	1- 2	CONFERENCE	1- 1	2- 0	6- 0				
7- 1	1- 0	1- 0	HOME	0- 1	1- 0	4- 0				
4- 3	0- 1	0- 2	AWAY	1- 0	1- 0	2- 0				
0- 0	0- 0	0- 0	NEUTRAL	0- 0	0- 0	0- 0				

RPI 1-25				RPI 26-50				Team's RPI: 39				RPI 51-100				RPI 101+			
RPI	S	Opponent	Score	RPI	S	Opponent	Score	RPI	S	Opponent	Score	RPI	S	Opponent	Score	RPI	S	Opponent	Score
19	A	Gonzaga	42 68	43	A	St. Mary's (CA)	70 75	62	A	Creighton	52 51	108	H	Boston College	70 69				
19	H	Gonzaga	62 52	43	H	St. Mary's (CA)	69 67	65	H	Washington St.	80 73	131	A	Portland	75 68				
				45	A	San Diego	45 60	84	A	Pacific	88 57	131	H	Portland	67 43				
				46	H	South Dakota St.	81 53	84	H	Pacific	62 75	166	A	San Francisco	73 66				
												166	H	San Francisco	81 47				
												167	A	Cal St. Northridge	82 66				
												168	A	Nevada	69 61				
												174	H	Utah	74 82				
												197	H	Utah St.	84 74				
												219	H	Loyola Marymount	90 72				
												225	A	UNLV	71 64				
												228	H	Arizona	64 56				
												235	A	Santa Clara	87 80				
												235	H	Santa Clara	61 44				
												260	H	Pepperdine	65 50				
												321	A	Weber St.	90 85				
LAST 12 Division I GAMES:																			
19	H	Gonzaga	62 52	235	H	Santa Clara	61 44												
131	H	Portland	67 43	166	H	San Francisco	81 47												
166	A	San Francisco	73 66	45	A	San Diego	45 60												
235	A	Santa Clara	87 80	131	A	Portland	75 68												
84	A	Pacific	88 57	19	A	Gonzaga	42 68												
43	A	St. Mary's (CA)	70 75	43	H	St. Mary's (CA)	69 67												

Non-Div I Games:

BYU

■ Loss, 
 ■ Non-Conf, S Site, 
 ■ Home 
 ■ Away 
 N Neutral



## Oklahoma

Through Games Of Feb. 16, 2014

Average RPI Win:	142	WON-LOST	WINNING	LAST 10	STRENGTH OF	OPP. STRENGTH	TEAM	ADJ.	CONF.	ADJ CONF.
Average RPI Loss:	38	RECORD	PCT. RANK	GAMES	SCHEDULE	OF SCHEDULE	RPI	RPI	RPI	RPI
DIV. I ONLY	15- 11	120	5- 5	5	70	40	40	4	4	
DIV. I NON-CONF.	9- 4	81	0- 0	19	127	46	46	5	5	
TOTALS	RPI 1-25	RPI 26-50	W-L RECORDS	RPI 51-100	RPI 101-150	RPI 150+				
15- 11	2- 7	1- 1	OVERALL	4- 2	3- 1	5- 0				
11- 5	2- 4	0- 1	HOME	4- 0	1- 0	4- 0				
4- 6	0- 3	1- 0	AWAY	0- 2	2- 1	1- 0				
0- 0	0- 0	0- 0	NEUTRAL	0- 0	0- 0	0- 0				
9- 4	1- 2	0- 0	NON-CONFERENCE	3- 2	1- 0	4- 0				
8- 2	1- 2	0- 0	HOME	3- 0	0- 0	4- 0				
1- 2	0- 0	0- 0	AWAY	0- 2	1- 0	0- 0				
0- 0	0- 0	0- 0	NEUTRAL	0- 0	0- 0	0- 0				
6- 7	1- 5	1- 1	CONFERENCE	1- 0	2- 1	1- 0				
3- 3	1- 2	0- 1	HOME	1- 0	1- 0	0- 0				
3- 4	0- 3	1- 0	AWAY	0- 0	1- 1	1- 0				
0- 0	0- 0	0- 0	NEUTRAL	0- 0	0- 0	0- 0				

RPI 1-25				RPI 26-50				Team's RPI: 40	RPI 51-100				RPI 101+			
RPI	S	Opponent	Score	RPI	S	Opponent	Score		RPI	S	Opponent	Score	RPI	S	Opponent	Score
4	H	Duke	85 94	50	A	Iowa St.	75 54		59	A	Marist	69 76	101	A	Fairfield	79 51
7	H	Louisville	92 97	50	H	Iowa St.	75 82		62	H	Creighton	80 52	106	A	Kansas	81 71
14	H	Baylor	67 81						67	H	Stetson	78 60	119	A	Kansas St.	78 86
17	A	West Virginia	63 77						68	H	Wichita St.	89 70	119	H	Kansas St.	61 50
17	H	West Virginia	75 76						77	A	UCLA	76 82	244	A	Texas Tech	68 38
19	H	Gonzaga	82 78						89	H	TCU	63 52	245	H	Western Ill.	97 80
24	A	Texas	74 79										288	H	Samford	66 35
25	A	Oklahoma St.	57 73										318	H	UMES	105 46
25	H	Oklahoma St.	81 74										334	H	Texas-Arlington	99 46
LAST 12 Division I GAMES:																
25	A	Oklahoma St.	57 73	89	H	TCU	63 52									
17	H	West Virginia	75 76	50	A	Iowa St.	75 54									
106	A	Kansas	81 71	17	A	West Virginia	63 77									
14	H	Baylor	67 81	119	H	Kansas St.	61 50									
25	H	Oklahoma St.	81 74	24	A	Texas	74 79									
119	A	Kansas St.	78 86	50	H	Iowa St.	75 82									

Non-Div I Games:

Oklahoma

■ Loss, 
■ Non-Conf, S Site, 
■ Home 
■ Away 
N Neutral



U  
T  
E  
P

UTEP

Average RPI Win: 187

Average RPI Loss: 51

WON-LOST  
RECORD

WINNING  
PCT. RANK

LAST 10  
GAMES

STRENGTH OF  
SCHEDULE

OPP. STRENGTH  
OF SCHEDULE

TEAM  
RPI

ADJ.  
RPI

CONF.  
RPI

ADJ CONF.  
RPI

DIV. I ONLY

DIV. I NON-CONF.

19- 4

10- 2

22

38

8- 2

0- 1

121

184

100

126

41

60

41

60

10

11

10

11

TOTALS

RPI 1-25

RPI 26-50

W-L RECORDS

RPI 51-100

RPI 101-150

RPI 150+

19- 4

13- 1

5- 2

1- 1

10- 2

8- 0

1- 1

1- 1

9- 2

5- 1

4- 1

0- 0

0- 1

0- 0

1- 2

1- 0

0- 1

0- 1

0- 1

0- 0

1- 1

1- 0

0- 1

0- 0

OVERALL

HOME

AWAY

NEUTRAL

NON-CONFERENCE

HOME

AWAY

NEUTRAL

CONFERENCE

HOME

AWAY

NEUTRAL

2- 0

1- 0

1- 0

0- 0

1- 0

1- 0

0- 0

1- 0

1- 0

0- 0

1- 0

2- 1

1- 1

0- 1

1- 0

0- 0

0- 0

14- 0

10- 0

3- 0

1- 0

8- 0

6- 0

1- 0

1- 0

6- 0

4- 0

2- 0

0- 0

RPI 1-25

RPI 26-50

Team's RPI: 41

RPI 51-100

RPI 101+

RPI S Opponent Score

11 A Texas A&M 58 74

RPI S Opponent Score

28 A Middle Tenn. 58 69

38 N Georgia Tech 77 102

49 H Southern Miss. 86 85

RPI S Opponent Score

80 H SMU 76 71

81 A Tulane 86 72

RPI S Opponent Score

119 H Kansas St. 84 39

127 H Charlotte 86 92

138 A UAB 85 76

156 H FIU 83 62

160 A UTSA 67 56

173 A Old Dominion 65 55

183 H Texas Southern 87 61

191 H Tulsa 97 66

200 N Belmont 88 74

204 H Northern Colo. 63 40

216 H Texas St. 73 60

234 H Louisiana Tech 85 75

246 H Southeastern La. 87 65

277 H Northern Ariz. 92 43

278 H Marshall 77 50

286 A New Mexico St. 80 61

286 H New Mexico St. 94 69

LAST 12 Division I GAMES:

173 A Old Dominion 65 55

156 H FIU 83 62

234 H Louisiana Tech 85 75

81 A Tulane 86 72

278 H Marshall 77 50

160 A UTSA 67 56

49 H Southern Miss. 86 85

127 H Charlotte 86 92

28 A Middle Tenn. 58 69

191 H Tulsa 97 66

138 A UAB 85 76

11 A Texas A&M 58 74

Non-Div I Games:

Tex. Permian Basin 75 58

Loss, Non-Conf, S Site, H Home A Away N Neutral

Page 41

UTEP

Non-Div I Games: Tex. Permian Basin 75 58

UTEP



Average RPI Win:	119	WON-LOST	WINNING	LAST 10	STRENGTH OF	OPP. STRENGTH	TEAM	ADJ.	CONF.	ADJ CONF.
Average RPI Loss:	75	RECORD	PCT. RANK	GAMES	SCHEDULE	OF SCHEDULE	RPI	RPI	RPI	RPI
DIV. I ONLY	17- 8	74	7- 3	61	9	42	42	3	3	
DIV. I NON-CONF.	8- 5	109	0- 0	158	30	115	115	4	4	
TOTALS	RPI 1-25	RPI 26-50	W-L RECORDS	RPI 51-100	RPI 101-150	RPI 150+				
17- 8	2- 3	3- 2	OVERALL	4- 0	2- 1	6- 2				
10- 3	2- 1	1- 0	HOME	1- 0	2- 0	4- 2				
6- 4	0- 1	2- 2	AWAY	3- 0	0- 1	1- 0				
1- 1	0- 1	0- 0	NEUTRAL	0- 0	0- 0	1- 0				
8- 5	1- 2	0- 1	NON-CONFERENCE	1- 0	1- 1	5- 1				
6- 1	1- 0	0- 0	HOME	0- 0	1- 0	4- 1				
1- 3	0- 1	0- 1	AWAY	1- 0	0- 1	0- 0				
1- 1	0- 1	0- 0	NEUTRAL	0- 0	0- 0	1- 0				
9- 3	1- 1	3- 1	CONFERENCE	3- 0	1- 0	1- 1				
4- 2	1- 1	1- 0	HOME	1- 0	1- 0	0- 1				
5- 1	0- 0	2- 1	AWAY	2- 0	0- 0	1- 0				
0- 0	0- 0	0- 0	NEUTRAL	0- 0	0- 0	0- 0				






































RPI 1-25				RPI 26-50				Team's RPI: 42		RPI 51-100				RPI 101+			
RPI	S	Opponent	Score	RPI	S	Opponent	Score		RPI	S	Opponent	Score	RPI	S	Opponent	Score	
1	A	Notre Dame	62 81	29	A	Iowa	88 72		55	A	Ohio St.	82 68	111	H	Wisconsin	71 67	
9	H	Purdue	89 73	30	A	Minnesota	81 56		55	H	Ohio St.	70 49	122	A	Virginia Tech	66 72	
10	H	Penn St.	54 66	31	A	Nebraska	56 76		72	A	Temple	74 70	150	H	Rice	81 68	
21	H	Dayton	96 89	31	H	Nebraska	70 57		86	A	Michigan	79 72	158	A	Illinois	69 53	
25	N	Oklahoma St.	57 63	32	A	Florida St.	58 60						158	H	Illinois	51 61	



## St. Mary's (CA)


Through Games Of Feb. 16, 2014

Average RPI Win:	154	WON-LOST	WINNING	LAST 10	STRENGTH OF	OPP. STRENGTH	TEAM	ADJ.	CONF.	ADJ CONF.
Average RPI Loss:	99	RECORD	PCT. RANK	GAMES	SCHEDULE	OF SCHEDULE	RPI	RPI	RPI	RPI
DIV. I ONLY	19- 6	43	7- 3	119	84	43	43	8	8	
DIV. I NON-CONF.	10- 1	22	0- 0	163	74	23	23	8	8	
TOTALS	RPI 1-25	RPI 26-50	W-L RECORDS	RPI 51-100	RPI 101-150	RPI 150+				
19- 6	1- 0	2- 2	OVERALL	3- 2	3- 1	10- 1				
12- 1	1- 0	2- 0	HOME	2- 1	2- 0	5- 0				
7- 5	0- 0	0- 2	AWAY	1- 1	1- 1	5- 1				
0- 0	0- 0	0- 0	NEUTRAL	0- 0	0- 0	0- 0				
10- 1	0- 0	0- 0	NON-CONFERENCE	3- 0	2- 1	5- 0				
6- 0	0- 0	0- 0	HOME	2- 0	1- 0	3- 0				
4- 1	0- 0	0- 0	AWAY	1- 0	1- 1	2- 0				
0- 0	0- 0	0- 0	NEUTRAL	0- 0	0- 0	0- 0				
9- 5	1- 0	2- 2	CONFERENCE	0- 2	1- 0	5- 1				
6- 1	1- 0	2- 0	HOME	0- 1	1- 0	2- 0				
3- 4	0- 0	0- 2	AWAY	0- 1	0- 0	3- 1				
0- 0	0- 0	0- 0	NEUTRAL	0- 0	0- 0	0- 0				

RPI S Opponent	Score	RPI S Opponent	Score	Team's RPI: 43	RPI S Opponent	Score	RPI S Opponent	Score
19  Gonzaga	79 78	39  BYU	67 69		51  Southern California	71 55	114  Cal Poly	77 69
		39  BYU	75 70		78  Washington	91 81	117  Butler	90 86
		45  San Diego	70 80		84  Pacific	80 91	121  Sacramento St.	92 94
		45  San Diego	71 68		84  Pacific	71 88	131  Portland	80 65
					90  Alabama	86 76	166  San Francisco	86 67
							167  Cal St. Northridge	72 60
							171  UC Davis	88 71
							186  Toledo	81 57
							219  Loyola Marymount	74 76
							219  Loyola Marymount	78 74
							235  Santa Clara	80 70
							260  Pepperdine	74 61
							260  Pepperdine	71 48
							266  Portland St.	72 54
							305  UC Santa Barbara	89 79
LAST 12 Division I GAMES:								
260  Pepperdine	74 61	219  Loyola Marymount	78 74					
219  Loyola Marymount	74 76	260  Pepperdine	71 48					
84  Pacific	71 88	166  San Francisco	86 67					
45  San Diego	71 68	235  Santa Clara	80 70					
39  BYU	75 70	39  BYU	67 69					
84  Pacific	80 91	45  San Diego	70 80					

Non-Div I Games:

St. Mary's (CA)

 Loss, 
  Non-Conf, 
  S Site, 
  H Home 
  A Away 
 N Neutral



## Chattanooga

Through Games Of Feb. 16, 2014

Average RPI Win:	221	WON-LOST	WINNING	LAST 10	STRENGTH OF	OPP. STRENGTH	TEAM	ADJ.	CONF.	ADJ CONF.
Average RPI Loss:	47	RECORD	PCT. RANK	GAMES	SCHEDULE	OF SCHEDULE	RPI	RPI	RPI	RPI
DIV. I ONLY	22- 3	7	10- 0	194	198	44	44	25	25	
DIV. I NON-CONF.	8- 3	67	0- 0	75	53	37	37	24	24	
TOTALS	RPI 1-25	RPI 26-50	W-L RECORDS	RPI 51-100	RPI 101-150	RPI 150+				
22- 3	0- 1	0- 1	OVERALL	2- 0	2- 1	18- 0				
11- 0	0- 0	0- 0	HOME	2- 0	1- 0	8- 0				
10- 2	0- 1	0- 0	AWAY	0- 0	0- 1	10- 0				
1- 1	0- 0	0- 1	NEUTRAL	0- 0	1- 0	0- 0				
8- 3	0- 1	0- 1	NON-CONFERENCE	2- 0	2- 1	4- 0				
4- 0	0- 0	0- 0	HOME	2- 0	1- 0	1- 0				
3- 2	0- 1	0- 0	AWAY	0- 0	0- 1	3- 0				
1- 1	0- 0	0- 1	NEUTRAL	0- 0	1- 0	0- 0				
14- 0	0- 0	0- 0	CONFERENCE	0- 0	0- 0	14- 0				
7- 0	0- 0	0- 0	HOME	0- 0	0- 0	7- 0				
7- 0	0- 0	0- 0	AWAY	0- 0	0- 0	7- 0				
0- 0	0- 0	0- 0	NEUTRAL	0- 0	0- 0	0- 0				

RPI 1-25				RPI 26-50				Team's RPI: 44				RPI 51-100				RPI 101+			
RPI	S	Opponent	Score	RPI	S	Opponent	Score	RPI	S	Opponent	Score	RPI	S	Opponent	Score	RPI	S	Opponent	Score
6	A	Tennessee	56 80	30	N	Minnesota	62 63	54	H	Auburn	80 52	104	N	Colorado St.	59 57				
								90	H	Alabama	82 70	105	A	Hawaii	55 60				
												138	H	UAB	63 56				
												163	A	Davidson	76 62				
												163	H	Davidson	72 64				
												176	A	Furman	71 54				
												176	H	Furman	62 44				
												177	A	Elon	66 43				
												200	H	Belmont	76 65				
												256	A	Appalachian St.	73 68				
												256	H	Appalachian St.	69 41				
												267	A	Austin Peay	81 70				
												273	A	East Tenn. St.	70 61				
												274	A	Western Caro.	77 57				
												274	H	Western Caro.	68 46				
												281	A	Jacksonville St.	68 53				
												288	H	Samford	63 50				
												299	A	Ga. Southern	72 60				
												299	H	Ga. Southern	69 60				
												310	A	UNC Greensboro	86 53				
												338	H	Wofford	75 36				
LAST 12 Division I GAMES:																			
176	A	Furman	71 54	176	H	Furman	62 44												
274	H	Western Caro.	68 46	338	H	Wofford	75 36												
256	H	Appalachian St.	69 41	256	A	Appalachian St.	73 68												
299	A	Ga. Southern	72 60	274	A	Western Caro.	77 57												
163	A	Davidson	76 62	163	H	Davidson	72 64												
288	H	Samford	63 50	299	H	Ga. Southern	69 60												

Non-Div I Games:

Chattanooga

■ Loss, 
 ■ Non-Conf, S Site, 
 ■ Home 
 ■ Away 
 N Neutral



Average RPI Win:	174	WON-LOST	WINNING	LAST 10	STRENGTH OF	OPP. STRENGTH	TEAM	ADJ.	CONF.	ADJ CONF.
Average RPI Loss:	77	RECORD	PCT. RANK	GAMES	SCHEDULE	OF SCHEDULE	RPI	RPI	RPI	RPI
DIV. I ONLY	19- 6	43	5- 5	108	105	45	45	8	8	
DIV. I NON-CONF.	10- 0	1	0- 0	167	251	20	20	8	8	
TOTALS	RPI 1-25	RPI 26-50	W-L RECORDS	RPI 51-100	RPI 101-150	RPI 150+				
19- 6	1- 2	2- 1	OVERALL	2- 1	1- 1	13- 1				
13- 1	1- 1	2- 0	HOME	2- 0	1- 0	7- 0				
6- 5	0- 1	0- 1	AWAY	0- 1	0- 1	6- 1				
0- 0	0- 0	0- 0	NEUTRAL	0- 0	0- 0	0- 0				
10- 0	1- 0	0- 0	NON-CONFERENCE	1- 0	0- 0	8- 0				
5- 0	1- 0	0- 0	HOME	1- 0	0- 0	3- 0				
5- 0	0- 0	0- 0	AWAY	0- 0	0- 0	5- 0				
0- 0	0- 0	0- 0	NEUTRAL	0- 0	0- 0	0- 0				
9- 6	0- 2	2- 1	CONFERENCE	1- 1	1- 1	5- 1				
8- 1	0- 1	2- 0	HOME	1- 0	1- 0	4- 0				
1- 5	0- 1	0- 1	AWAY	0- 1	0- 1	1- 1				
0- 0	0- 0	0- 0	NEUTRAL	0- 0	0- 0	0- 0				

RPI 1-25				RPI 26-50				RPI 51-100				RPI 101+			
RPI	S	Opponent	Score	RPI	S	Opponent	Score	RPI	S	Opponent	Score	RPI	S	Opponent	Score
19	A	Gonzaga	50 79	39	H	BYU	60 45	84	A	Pacific	70 80	131	A	Portland	51 72
19	H	Gonzaga	48 66	43	A	St. Mary's (CA)	68 71	84	H	Pacific	75 70	131	H	Portland	59 52
22	H	Arizona St.	61 53	43	H	St. Mary's (CA)	80 70	93	H	Idaho	74 64	154	A	Long Beach St.	68 51
												166	A	San Francisco	74 78
												166	H	San Francisco	76 58
												189	A	San Diego St.	48 45
												190	H	UC Irvine	79 55
												204	A	Northern Colo.	69 56
												219	H	Loyola Marymount	86 63
												231	H	Seattle	79 56
												235	A	Santa Clara	72 44
												235	H	Santa Clara	79 55
												238	A	Cal St. Fullerton	65 42
												258	A	San Jose St.	88 60
												260	H	Pepperdine	71 43
												321	H	Weber St.	75 55
LAST 12 Division I GAMES:															
131	H	Portland	59 52	166	H	San Francisco	76 58								
19	H	Gonzaga	48 66	235	H	Santa Clara	79 55								
235	A	Santa Clara	72 44	39	H	BYU	60 45								
166	A	San Francisco	74 78	19	A	Gonzaga	50 79								
43	A	St. Mary's (CA)	68 71	131	A	Portland	51 72								
84	A	Pacific	70 80	84	H	Pacific	75 70								

Non-Div I Games: Hope Int'l 86 65

San Diego

■ Loss, 
 ■ Non-Conf, 
 ■ S Site, 
 ■ H Home 
 ■ A Away 
 N Neutral



Average RPI Win: 202		WON-LOST	WINNING	LAST 10	STRENGTH OF	OPP. STRENGTH	TEAM	ADJ.	CONF.	ADJ CONF.
Average RPI Loss: 57		RECORD	PCT. RANK	GAMES	SCHEDULE	OF SCHEDULE	RPI	RPI	RPI	RPI
DIV. I ONLY		19- 8	69	9- 1	73	131	46	46	20	20
DIV. I NON-CONF.		9- 7	130	0- 1	28	31	51	51	19	19
TOTALS		RPI 1-25	RPI 26-50		W-L RECORDS		RPI 51-100	RPI 101-150	RPI 150+	
19- 8	1- 2	1- 2		OVERALL		1- 2	4- 2	12- 0		
13- 0	1- 0	1- 0		HOME		0- 0	3- 0	8- 0		
5- 6	0- 1	0- 2		AWAY		0- 1	1- 2	4- 0		
1- 2	0- 1	0- 0		NEUTRAL		1- 1	0- 0	0- 0		
9- 7	1- 2	1- 2		NON-CONFERENCE		1- 2	2- 1	4- 0		
7- 0	1- 0	1- 0		HOME		0- 0	1- 0	4- 0		
1- 5	0- 1	0- 2		AWAY		0- 1	1- 1	0- 0		
1- 2	0- 1	0- 0		NEUTRAL		1- 1	0- 0	0- 0		
10- 1	0- 0	0- 0		CONFERENCE		0- 0	2- 1	8- 0		
6- 0	0- 0	0- 0		HOME		0- 0	2- 0	4- 0		
4- 1	0- 0	0- 0		AWAY		0- 0	0- 1	4- 0		
0- 0	0- 0	0- 0		NEUTRAL		0- 0	0- 0	0- 0		

RPI 1-25					
RPI	S	Opponent	Score		
1	A	Notre Dame	51	94	
3	N	Stanford	60	80	
10	H	Penn St.	83	79	

Team's RPI: 46					
RPI	S	Opponent	Score		
28	A	Middle Tenn.	44	59	
35	H	Central Mich.	87	82	
39	A	BYU	53	81	

RPI 51-100					
RPI	S	Opponent	Score		
62	A	Creighton	63	68	
75	N	FGCU	59	84	
89	N	TCU	57	52	

RPI 101+					
RPI	S	Opponent	Score		
103	A	Green Bay	66	54	
107	A	IUPUI	66	76	
107	H	IUPUI	63	57	
141	A	UALR	45	66	
143	H	UNI	80	44	
149	H	South Dakota	88	69	
180	H	Georgetown	86	80	
218	A	IPFW	77	66	
218	H	IPFW	77	60	
237	H	Northern Ill.	67	50	
245	A	Western Ill.	67	66	
245	H	Western Ill.	83	79	
260	H	Pepperdine	88	55	
279	H	Denver	72	61	
319	A	North Dakota St.	73	53	
332	H	NJIT	71	46	
333	A	Omaha	80	66	
333	H	Omaha	71	60	

LAST 12 Division I GAMES:					
245	H	Western Ill.	83	79	
333	H	Omaha	71	60	
107	A	IUPUI	66	76	
218	A	IPFW	77	66	
149	H	South Dakota	88	69	
279	H	Denver	72	61	
319	A	North Dakota St.	73	53	
333	A	Omaha	80	66	
245	A	Western Ill.	67	66	
218	H	IPFW	77	60	
107	H	IUPUI	63	57	
1	A	Notre Dame	51	94	

Non-Div I Games:

South Dakota St.

Loss, Non-Conf, S Site, H Home A Away N Neutral



Average RPI Win:	178	WON-LOST	WINNING	LAST 10	STRENGTH OF	OPP. STRENGTH	TEAM	ADJ.	CONF.	ADJ CONF.
Average RPI Loss:	54	RECORD	PCT. RANK	GAMES	SCHEDULE	OF SCHEDULE	RPI	RPI	RPI	RPI
DIV. I ONLY	21- 4	17	10- 0	177	83	47	47	13	13	
DIV. I NON-CONF.	10- 4	75	0- 1	102	29	56	56	10	10	
TOTALS	RPI 1-25	RPI 26-50	W-L RECORDS	RPI 51-100	RPI 101-150	RPI 150+				
21- 4	1- 0	0- 2	OVERALL	4- 2	4- 0	12- 0				
10- 1	0- 0	0- 1	HOME	2- 0	2- 0	6- 0				
9- 1	1- 0	0- 1	AWAY	1- 0	2- 0	5- 0				
2- 2	0- 0	0- 0	NEUTRAL	1- 2	0- 0	1- 0				
10- 4	1- 0	0- 2	NON-CONFERENCE	2- 2	2- 0	5- 0				
4- 1	0- 0	0- 1	HOME	1- 0	0- 0	3- 0				
4- 1	1- 0	0- 1	AWAY	0- 0	2- 0	1- 0				
2- 2	0- 0	0- 0	NEUTRAL	1- 2	0- 0	1- 0				
11- 0	0- 0	0- 0	CONFERENCE	2- 0	2- 0	7- 0				
6- 0	0- 0	0- 0	HOME	1- 0	2- 0	3- 0				
5- 0	0- 0	0- 0	AWAY	1- 0	0- 0	4- 0				
0- 0	0- 0	0- 0	NEUTRAL	0- 0	0- 0	0- 0				

RPI 1-25				RPI 26-50				Team's RPI: 47		RPI 51-100				RPI 101+			
RPI	S	Opponent	Score	RPI	S	Opponent	Score			RPI	S	Opponent	Score	RPI	S	Opponent	Score
12	A	St. John's (NY)	64 51	26	H	Vanderbilt	85 89			63	H	Virginia	63 46	116	H	Delaware	87 51
				27	A	North Carolina	71 74			76	N	Mississippi St.	52 65	124	A	Pittsburgh	71 61
										77	N	UCLA	77 67	130	A	Richmond	78 68
										88	N	Wright St.	77 79	140	H	Col. of Charleston	92 59
										98	A	Drexel	69 58	155	A	Liberty	67 56
										98	H	Drexel	74 47	172	A	Hofstra	77 50
														188	H	Northeastern	85 57
														198	H	Ohio	56 33
														203	A	Towson	62 57
														203	H	Towson	82 40
														270	N	Prairie View	79 50
														295	A	William & Mary	72 48
														297	A	UNC Wilmington	77 41
														297	H	UNC Wilmington	92 43
														301	H	Norfolk St.	94 50
														311	H	Alcorn	87 42
LAST 12 Division I GAMES:																	
				98	A	Drexel	69 58			297	A	UNC Wilmington	77 41				
				297	H	UNC Wilmington	92 43			98	H	Drexel	74 47				
				203	H	Towson	82 40			172	A	Hofstra	77 50				
				188	H	Northeastern	85 57			203	A	Towson	62 57				
				295	A	William & Mary	72 48			116	H	Delaware	87 51				
				140	H	Col. of Charleston	92 59			27	A	North Carolina	71 74				

Non-Div I Games:

James Madison

■ Loss, 
 ■ Non-Conf, S Site, 
 ■ Home 
 ■ Away 
 N Neutral



Average RPI Win: <b>163</b>	WON-LOST	WINNING	LAST 10	STRENGTH OF	OPP. STRENGTH	TEAM	ADJ.	CONF.	ADJ CONF.
Average RPI Loss: <b>45</b>	RECORD	PCT. RANK	GAMES	SCHEDULE	OF SCHEDULE	RPI	RPI	RPI	RPI
DIV. I ONLY	17- 8	74	5- 5	56	61	48	48	1	1
DIV. I NON-CONF.	12- 1	11	0- 0	232	166	44	44	1	1
TOTALS	RPI 1-25	RPI 26-50	W-L RECORDS	RPI 51-100	RPI 101-150	RPI 150+			
17- 8	1- 3	1- 1	OVERALL	5- 4	1- 0	9- 0			
13- 2	1- 2	1- 0	HOME	3- 0	1- 0	7- 0			
3- 6	0- 1	0- 1	AWAY	1- 4	0- 0	2- 0			
1- 0	0- 0	0- 0	NEUTRAL	1- 0	0- 0	0- 0			
12- 1	0- 0	1- 0	NON-CONFERENCE	2- 1	0- 0	9- 0			
9- 0	0- 0	1- 0	HOME	1- 0	0- 0	7- 0			
2- 1	0- 0	0- 0	AWAY	0- 1	0- 0	2- 0			
1- 0	0- 0	0- 0	NEUTRAL	1- 0	0- 0	0- 0			
5- 7	1- 3	0- 1	CONFERENCE	3- 3	1- 0	0- 0			
4- 2	1- 2	0- 0	HOME	2- 0	1- 0	0- 0			
1- 5	0- 1	0- 1	AWAY	1- 3	0- 0	0- 0			
0- 0	0- 0	0- 0	NEUTRAL	0- 0	0- 0	0- 0			

RPI S	Opponent	Score	RPI S	Opponent	Score	Team's RPI: 48	RPI S	Opponent	Score	RPI S	Opponent	Score
6	H Tennessee	70 <b>85</b>	26	A Vanderbilt	58 <b>66</b>		52	A Rutgers	58 <b>61</b>	142	H Ole Miss	84 63
11	A Texas A&M	73 <b>78</b>	38	H Georgia Tech	63 56		55	H Ohio St.	53 49	158	H Illinois	82 60
11	H Texas A&M	44 <b>58</b>					56	A Florida	68 62	176	H Furman	72 48
15	H Kentucky	58 56					56	H Florida	67 58	200	A Belmont	81 55
							70	H Arkansas	60 58	209	H Mercer	72 41
							76	A Mississippi St.	67 <b>80</b>	240	A Georgia St.	70 58
							90	A Alabama	66 <b>69</b>	300	H Presbyterian	45 30
							91	A Missouri	56 <b>66</b>	304	H Kennesaw St.	91 32
							100	N George Washington	80 60	320	H Lipscomb	81 46
										328	H South Carolina St.	74 58
LAST 12 Division I GAMES:												
56	H Florida	67 58	56	A Florida	68 62							
11	A Texas A&M	73 <b>78</b>	70	H Arkansas	60 58							
142	H Ole Miss	84 63	11	H Texas A&M	44 <b>58</b>							
76	A Mississippi St.	67 <b>80</b>	91	A Missouri	56 <b>66</b>							
15	H Kentucky	58 56	6	H Tennessee	70 <b>85</b>							
90	A Alabama	66 <b>69</b>	26	A Vanderbilt	58 <b>66</b>							

Non-Div I Games:

Georgia

■ Loss, 
 ■ Non-Conf, 
 ■ S Site, 
 ■ Home 
 ■ A Away 
 N Neutral



Average RPI Win:	189	WON-LOST	WINNING	LAST 10	STRENGTH OF	OPP. STRENGTH	TEAM	ADJ.	CONF.	ADJ CONF.
Average RPI Loss:	93	RECORD	PCT. RANK	GAMES	SCHEDULE	OF SCHEDULE	RPI	RPI	RPI	RPI
DIV. I ONLY	17- 5	34	7- 3	100	173	49	49	10	10	
DIV. I NON-CONF.	9- 2	44	0- 0	175	320	64	64	11	11	
TOTALS	RPI 1-25	RPI 26-50	W-L RECORDS	RPI 51-100	RPI 101-150	RPI 150+				
17- 5	0- 0	1- 1	OVERALL	2- 3	3- 0	11- 1				
13- 1	0- 0	1- 0	HOME	2- 0	1- 0	9- 1				
4- 4	0- 0	0- 1	AWAY	0- 3	2- 0	2- 0				
0- 0	0- 0	0- 0	NEUTRAL	0- 0	0- 0	0- 0				
9- 2	0- 0	0- 0	NON-CONFERENCE	1- 2	1- 0	7- 0				
8- 0	0- 0	0- 0	HOME	1- 0	1- 0	6- 0				
1- 2	0- 0	0- 0	AWAY	0- 2	0- 0	1- 0				
0- 0	0- 0	0- 0	NEUTRAL	0- 0	0- 0	0- 0				
8- 3	0- 0	1- 1	CONFERENCE	1- 1	2- 0	4- 1				
5- 1	0- 0	1- 0	HOME	1- 0	0- 0	3- 1				
3- 2	0- 0	0- 1	AWAY	0- 1	2- 0	1- 0				
0- 0	0- 0	0- 0	NEUTRAL	0- 0	0- 0	0- 0				

RPI S	Opponent	Score	RPI S	Opponent	Score	Team's RPI: 49	RPI S	Opponent	Score	RPI S	Opponent	Score
28	H Middle Tenn.	68 56	41	A UTEP	85 86		61	H East Carolina	82 80	127	A Charlotte	72 52
							75	H FGCU	76 74	141	H UALR	72 60
							76	A Mississippi St.	61 71	150	A Rice	74 58
							81	A Tulane	71 73	160	H UTSA	70 57
							92	A Hampton	58 74	162	H Florida A&M	96 69
										173	H Old Dominion	82 92
										191	H Tulsa	91 73
										199	H Nicholls St.	84 66
										205	A Central Ark.	71 60
										234	A Louisiana Tech	67 56
										275	H Mississippi Val.	76 61
										278	H Marshall	80 73
										287	H Grambling	76 51
										294	H South Ala.	93 68
										344	H New Orleans	83 61
LAST 12 Division I GAMES:												
191	H Tulsa	91 73	41	A UTEP	85 86							
278	H Marshall	80 73	81	A Tulane	71 73							
127	A Charlotte	72 52	173	H Old Dominion	82 92							
150	A Rice	74 58	160	H UTSA	70 57							
28	H Middle Tenn.	68 56	234	A Louisiana Tech	67 56							
61	H East Carolina	82 80	199	H Nicholls St.	84 66							

Non-Div I Games: West Ala. 101 44 William Carey 90 49

Southern Miss.



Average RPI Win:	144	WON-LOST	WINNING	LAST 10	STRENGTH OF	OPP. STRENGTH	TEAM	ADJ.	CONF.	ADJ CONF.
Average RPI Loss:	47	RECORD	PCT. RANK	GAMES	SCHEDULE	OF SCHEDULE	RPI	RPI	RPI	RPI
DIV. I ONLY	17- 7	65	3- 7	69	24	50	50	4	4	
DIV. I NON-CONF.	11- 0	1	0- 0	85	88	10	10	5	5	
TOTALS	RPI 1-25	RPI 26-50	W-L RECORDS	RPI 51-100	RPI 101-150	RPI 150+				
17- 7	0- 4	2- 1	OVERALL	2- 1	8- 1	5- 0				
10- 4	0- 2	1- 1	HOME	0- 1	6- 0	3- 0				
5- 3	0- 2	1- 0	AWAY	1- 0	1- 1	2- 0				
2- 0	0- 0	0- 0	NEUTRAL	1- 0	1- 0	0- 0				
11- 0	0- 0	1- 0	NON-CONFERENCE	1- 0	6- 0	3- 0				
7- 0	0- 0	1- 0	HOME	0- 0	4- 0	2- 0				
2- 0	0- 0	0- 0	AWAY	0- 0	1- 0	1- 0				
2- 0	0- 0	0- 0	NEUTRAL	1- 0	1- 0	0- 0				
6- 7	0- 4	1- 1	CONFERENCE	1- 1	2- 1	2- 0				
3- 4	0- 2	0- 1	HOME	0- 1	2- 0	1- 0				
3- 3	0- 2	1- 0	AWAY	1- 0	0- 1	1- 0				
0- 0	0- 0	0- 0	NEUTRAL	0- 0	0- 0	0- 0				

RPI 1-25				RPI 26-50				Team's RPI: 50	RPI 51-100				RPI 101+			
RPI	S	Opponent	Score	RPI	S	Opponent	Score		RPI	S	Opponent	Score	RPI	S	Opponent	Score
17	A	West Virginia	56 67	29	H	Iowa	83 70		54	N	Auburn	68 57	106	H	Kansas	72 69
17	H	West Virginia	59 73	40	A	Oklahoma	82 75		89	A	TCU	71 49	113	H	North Dakota	84 55
24	A	Texas	64 71	40	H	Oklahoma	54 75		89	H	TCU	60 61	119	A	Kansas St.	74 80
25	H	Oklahoma St.	62 69										119	H	Kansas St.	84 65
													133	A	Cincinnati	78 42
													134	H	Holy Cross	72 50
													139	N	Eastern Wash.	88 60
													143	H	UNI	83 55
													149	H	South Dakota	88 72
													185	A	Drake	89 47
													238	H	Cal St. Fullerton	79 52
													244	A	Texas Tech	85 76
													244	H	Texas Tech	74 48
													295	H	William & Mary	85 65
LAST 12 Division I GAMES:																
106	H	Kansas	72 69	40	H	Oklahoma	54 75									
24	A	Texas	64 71	119	A	Kansas St.	74 80									
89	H	TCU	60 61	17	H	West Virginia	59 73									
119	H	Kansas St.	84 65	25	H	Oklahoma St.	62 69									
17	A	West Virginia	56 67	244	H	Texas Tech	74 48									
244	A	Texas Tech	85 76	40	A	Oklahoma	82 75									

Non-Div I Games:

Iowa St.



Average RPI Win:	129	WON-LOST	WINNING	LAST 10	STRENGTH OF	OPP. STRENGTH	TEAM	ADJ.	CONF.	ADJ CONF.
Average RPI Loss:	48	RECORD	PCT. RANK	GAMES	SCHEDULE	OF SCHEDULE	RPI	RPI	RPI	RPI
DIV. I ONLY	16- 10	102	6- 4	45	16	51	51	5	5	
DIV. I NON-CONF.	7- 5	120	0- 0	54	44	78	78	3	3	
TOTALS	RPI 1-25	RPI 26-50	W-L RECORDS	RPI 51-100	RPI 101-150	RPI 150+				
16- 10	1- 4	1- 3	OVERALL	5- 2	3- 0	6- 1				
8- 4	0- 1	1- 1	HOME	3- 2	1- 0	3- 0				
6- 5	1- 3	0- 1	AWAY	2- 0	1- 0	2- 1				
2- 1	0- 0	0- 1	NEUTRAL	0- 0	1- 0	1- 0				
7- 5	0- 2	0- 2	NON-CONFERENCE	0- 0	3- 0	4- 1				
3- 2	0- 1	0- 1	HOME	0- 0	1- 0	2- 0				
2- 2	0- 1	0- 0	AWAY	0- 0	1- 0	1- 1				
2- 1	0- 0	0- 1	NEUTRAL	0- 0	1- 0	1- 0				
9- 5	1- 2	1- 1	CONFERENCE	5- 2	0- 0	2- 0				
5- 2	0- 0	1- 0	HOME	3- 2	0- 0	1- 0				
4- 3	1- 2	0- 1	AWAY	2- 0	0- 0	1- 0				
0- 0	0- 0	0- 0	NEUTRAL	0- 0	0- 0	0- 0				

RPI	S	Opponent	Score	RPI	S	Opponent	Score	RPI	S	Opponent	Score	RPI	S	Opponent	Score
3	A	Stanford	59 86	29	N	Iowa	65 78	65	H	Washington St.	75 79	105	H	Hawaii	66 55
8	H	South Carolina	50 70	37	A	Oregon St.	48 58	77	A	UCLA	56 54	108	N	Boston College	79 52
18	A	California	77 70	37	H	Oregon St.	81 60	77	H	UCLA	68 54	145	A	Fresno St.	63 54
22	A	Arizona St.	86 94	43	H	St. Mary's (CA)	55 71	78	H	Washington	55 63	154	H	Long Beach St.	89 72
25	A	Oklahoma St.	51 82					94	A	Oregon	88 78	167	A	Cal St. Northridge	64 65
								94	H	Oregon	109 85	171	A	UC Davis	64 55
								96	H	Colorado	55 45	174	H	Utah	55 47
												189	H	San Diego St.	65 61
												228	A	Arizona	54 45
												297	N	UNC Wilmington	85 59
LAST 12 Division I GAMES:															
37	A	Oregon St.	48 58	18	A	California	77 70								
94	A	Oregon	88 78	94	H	Oregon	109 85								
77	H	UCLA	68 54	37	H	Oregon St.	81 60								
78	H	Washington	55 63	228	A	Arizona	54 45								
65	H	Washington St.	75 79	22	A	Arizona St.	86 94								
3	A	Stanford	59 86	174	H	Utah	55 47								

Non-Div I Games:

Southern California

■ Loss, 
■ Non-Conf, 
■ S Site, 
■ Home 
■ A Away 
N Neutral



Average RPI Win:	158	WON-LOST	WINNING	LAST 10	STRENGTH OF	OPP. STRENGTH	TEAM	ADJ.	CONF.	ADJ CONF.
Average RPI Loss:	90	RECORD	PCT. RANK	GAMES	SCHEDULE	OF SCHEDULE	RPI	RPI	RPI	RPI
DIV. I ONLY	20- 5	26	7- 3	165	40	52	52	6	6	
DIV. I NON-CONF.	9- 2	44	0- 0	243	63	73	73	6	6	
TOTALS	RPI 1-25	RPI 26-50	W-L RECORDS	RPI 51-100	RPI 101-150	RPI 150+				
20- 5	0- 3	1- 0	OVERALL	5- 0	3- 1	11- 1				
11- 2	0- 2	1- 0	HOME	2- 0	2- 0	6- 0				
8- 2	0- 0	0- 0	AWAY	3- 0	1- 1	4- 1				
1- 1	0- 1	0- 0	NEUTRAL	0- 0	0- 0	1- 0				
9- 2	0- 1	1- 0	NON-CONFERENCE	1- 0	0- 0	7- 1				
6- 0	0- 0	1- 0	HOME	1- 0	0- 0	4- 0				
2- 1	0- 0	0- 0	AWAY	0- 0	0- 0	2- 1				
1- 1	0- 1	0- 0	NEUTRAL	0- 0	0- 0	1- 0				
11- 3	0- 2	0- 0	CONFERENCE	4- 0	3- 1	4- 0				
5- 2	0- 2	0- 0	HOME	1- 0	2- 0	2- 0				
6- 1	0- 0	0- 0	AWAY	3- 0	1- 1	2- 0				
0- 0	0- 0	0- 0	NEUTRAL	0- 0	0- 0	0- 0				

RPI 1-25				RPI 26-50				RPI 51-100 Team's RPI: 52				RPI 101+			
RPI	S	Opponent	Score	RPI	S	Opponent	Score	RPI	S	Opponent	Score	RPI	S	Opponent	Score
2	H	UConn	64 94	48	H	Georgia	61 58	66	H	Princeton	79 65	133	A	Cincinnati	78 58
5	N	LSU	65 69					72	A	Temple	74 68	133	H	Cincinnati	58 53
7	H	Louisville	71 80					79	A	South Fla.	66 53	137	A	Memphis	73 74
								80	A	SMU	65 64	137	H	Memphis	66 48
								80	H	SMU	64 54	163	A	Davidson	66 35
												169	A	UCF	69 48
												169	H	UCF	90 50
												178	H	La Salle	59 57
												188	A	Northeastern	65 51
												210	H	Sacred Heart	71 51
												244	N	Texas Tech	61 52
												246	A	Houston	74 42
												246	H	Houston	68 47
												251	H	Howard	69 38
												262	H	Wagner	83 53
												298	A	Massachusetts	63 64
LAST 12 Division I GAMES:															
169	H	UCF	90 50	72	A	Temple	74 68								
246	A	Houston	74 42	169	A	UCF	69 48								
80	A	SMU	65 64	2	H	UConn	64 94								
133	H	Cincinnati	58 53	137	A	Memphis	73 74								
137	H	Memphis	66 48	80	H	SMU	64 54								
7	H	Louisville	71 80	133	A	Cincinnati	78 58								

Non-Div I Games:

Rutgers

■ Loss, 
 ■ Non-Conf, 
 ■ S Site, 
 ■ H Home 
 ■ A Away 
 N Neutral



## Indiana

Through Games Of Feb. 16, 2014

Average RPI Win:	164	WON-LOST	WINNING	LAST 10	STRENGTH OF	OPP. STRENGTH	TEAM	ADJ.	CONF.	ADJ CONF.
Average RPI Loss:	42	RECORD	PCT. RANK	GAMES	SCHEDULE	OF SCHEDULE	RPI	RPI	RPI	RPI
DIV. I ONLY	17- 8	74	3- 7	77	54	53	53	3	3	
DIV. I NON-CONF.	13- 0	1	0- 0	194	229	25	25	4	4	
TOTALS	RPI 1-25	RPI 26-50	W-L RECORDS	RPI 51-100	RPI 101-150	RPI 150+				
17- 8	0- 3	2- 2	OVERALL	0- 2	4- 1	11- 0				
10- 3	0- 1	2- 0	HOME	0- 2	3- 0	5- 0				
7- 5	0- 2	0- 2	AWAY	0- 0	1- 1	6- 0				
0- 0	0- 0	0- 0	NEUTRAL	0- 0	0- 0	0- 0				
13- 0	0- 0	0- 0	NON-CONFERENCE	0- 0	3- 0	10- 0				
7- 0	0- 0	0- 0	HOME	0- 0	2- 0	5- 0				
6- 0	0- 0	0- 0	AWAY	0- 0	1- 0	5- 0				
0- 0	0- 0	0- 0	NEUTRAL	0- 0	0- 0	0- 0				
4- 8	0- 3	2- 2	CONFERENCE	0- 2	1- 1	1- 0				
3- 3	0- 1	2- 0	HOME	0- 2	1- 0	0- 0				
1- 5	0- 2	0- 2	AWAY	0- 0	0- 1	1- 0				
0- 0	0- 0	0- 0	NEUTRAL	0- 0	0- 0	0- 0				

RPI 1-25				RPI 26-50				RPI 51-100				Team's RPI: 53	RPI 101+			
RPI	S	Opponent	Score	RPI	S	Opponent	Score	RPI	S	Opponent	Score		RPI	S	Opponent	Score
9	A	Purdue	53 86	29	A	Iowa	75 84	55	H	Ohio St.	51 70		107	A	IUPUI	51 45
10	A	Penn St.	52 65	29	H	Iowa	86 84	82	H	Northwestern	52 58		111	A	Wisconsin	60 65
10	H	Penn St.	63 71	30	H	Minnesota	83 78						111	H	Wisconsin	76 69
				31	A	Nebraska	61 76						117	H	Butler	84 69
													122	H	Virginia Tech	71 65
													151	H	USC Upstate	87 38
													152	A	Indiana St.	57 54
													158	A	Illinois	77 58
													181	A	Cleveland St.	107 73
													193	H	Saint Louis	85 69
													205	H	Central Ark.	80 53
													215	A	Xavier	62 55
													218	A	IPFW	85 80
													227	H	Oakland	85 55
													284	H	Milwaukee	87 68
													289	A	Morehead St.	77 54
LAST 12 Division I GAMES:																
31	A	Nebraska	61 76	10	A	Penn St.	52 65									
10	H	Penn St.	63 71	30	H	Minnesota	83 78									
111	H	Wisconsin	76 69	9	A	Purdue	53 86									
158	A	Illinois	77 58	111	A	Wisconsin	60 65									
82	H	Northwestern	52 58	55	H	Ohio St.	51 70									
29	A	Iowa	75 84	29	H	Iowa	86 84									

Non-Div I Games:

Indiana

■ Loss, 
 ■ Non-Conf, S Site, 
 ■ Home 
 ■ Away 
 N Neutral



Average RPI Win:	147	WON-LOST	WINNING	LAST 10	STRENGTH OF	OPP. STRENGTH	TEAM	ADJ.	CONF.	ADJ CONF.
Average RPI Loss:	37	RECORD	PCT. RANK	GAMES	SCHEDULE	OF SCHEDULE	RPI	RPI	RPI	RPI
DIV. I ONLY	14- 11	126	4- 6	22	30	54	54	1	1	
DIV. I NON-CONF.	9- 4	81	0- 0	112	99	63	63	1	1	
TOTALS	RPI 1-25	RPI 26-50	W-L RECORDS	RPI 51-100	RPI 101-150	RPI 150+				
14- 11	1- 4	1- 4	OVERALL	6- 3	0- 0	6- 0				
7- 5	1- 3	0- 1	HOME	2- 1	0- 0	4- 0				
5- 5	0- 1	1- 2	AWAY	3- 2	0- 0	1- 0				
2- 1	0- 0	0- 1	NEUTRAL	1- 0	0- 0	1- 0				
9- 4	1- 0	0- 3	NON-CONFERENCE	2- 1	0- 0	6- 0				
6- 0	1- 0	0- 0	HOME	1- 0	0- 0	4- 0				
1- 3	0- 0	0- 2	AWAY	0- 1	0- 0	1- 0				
2- 1	0- 0	0- 1	NEUTRAL	1- 0	0- 0	1- 0				
5- 7	0- 4	1- 1	CONFERENCE	4- 2	0- 0	0- 0				
1- 5	0- 3	0- 1	HOME	1- 1	0- 0	0- 0				
4- 2	0- 1	1- 0	AWAY	3- 1	0- 0	0- 0				
0- 0	0- 0	0- 0	NEUTRAL	0- 0	0- 0	0- 0				

RPI 1-25				RPI 26-50				RPI 51-100 Team's RPI: 54				RPI 101+			
RPI	S	Opponent	Score	RPI	S	Opponent	Score	RPI	S	Opponent	Score	RPI	S	Opponent	Score
5	A	LSU	60 71	26	A	Vanderbilt	68 62	56	A	Florida	69 87	162	H	Florida A&M	92 55
8	H	South Carolina	66 72	26	H	Vanderbilt	65 74	70	A	Arkansas	56 48	164	N	Ball St.	67 51
11	H	Texas A&M	54 71	30	A	Minnesota	54 67	72	A	Temple	74 78	281	H	Jacksonville St.	66 49
12	H	St. John's (NY)	69 55	44	A	Chattanooga	52 80	76	A	Mississippi St.	82 74	299	H	Ga. Southern	69 59
15	H	Kentucky	71 73	50	N	Iowa St.	57 68	76	H	Mississippi St.	51 43	300	H	Presbyterian	64 27
								77	N	UCLA	66 60	347	A	Alabama A&M	77 49
								81	H	Tulane	62 52				
								90	A	Alabama	61 39				
								91	H	Missouri	58 68				
LAST 12 Division I GAMES:															
91	H	Missouri	58 68	5	A	LSU	60 71								
26	A	Vanderbilt	68 62	15	H	Kentucky	71 73								
76	H	Mississippi St.	51 43	90	A	Alabama	61 39								
70	A	Arkansas	56 48	8	H	South Carolina	66 72								
11	H	Texas A&M	54 71	26	H	Vanderbilt	65 74								
56	A	Florida	69 87	76	A	Mississippi St.	82 74								

Non-Div I Games:

Auburn

■ Loss, 
■ Non-Conf, 
■ S Site, 
■ H Home 
■ A Away 
N Neutral



Average RPI Win:	126	WON-LOST	WINNING	LAST 10	STRENGTH OF	OPP. STRENGTH	TEAM	ADJ.	CONF.	ADJ CONF.
Average RPI Loss:	43	RECORD	PCT. RANK	GAMES	SCHEDULE	OF SCHEDULE	RPI	RPI	RPI	RPI
DIV. I ONLY	14- 14	160	3- 7	2	71	55	55	3	3	
DIV. I NON-CONF.	10- 6	106	0- 0	3	146	34	34	4	4	
TOTALS	RPI 1-25	RPI 26-50	W-L RECORDS	RPI 51-100	RPI 101-150	RPI 150+				
14- 14	2- 6	0- 5	OVERALL	5- 1	1- 2	6- 0				
11- 6	1- 2	0- 3	HOME	3- 1	1- 0	6- 0				
3- 7	1- 3	0- 2	AWAY	2- 0	0- 2	0- 0				
0- 1	0- 1	0- 0	NEUTRAL	0- 0	0- 0	0- 0				
10- 6	1- 3	0- 2	NON-CONFERENCE	3- 0	1- 1	5- 0				
9- 2	0- 1	0- 1	HOME	3- 0	1- 0	5- 0				
1- 3	1- 1	0- 1	AWAY	0- 0	0- 1	0- 0				
0- 1	0- 1	0- 0	NEUTRAL	0- 0	0- 0	0- 0				
4- 8	1- 3	0- 3	CONFERENCE	2- 1	0- 1	1- 0				
2- 4	1- 1	0- 2	HOME	0- 1	0- 0	1- 0				
2- 4	0- 2	0- 1	AWAY	2- 0	0- 1	0- 0				
0- 0	0- 0	0- 0	NEUTRAL	0- 0	0- 0	0- 0				

RPI 1-25				RPI 26-50				RPI 51-100				RPI 101+			
RPI	S	Opponent	Score	RPI	S	Opponent	Score	RPI	S	Opponent	Score	RPI	S	Opponent	Score
2	N	UConn	49 70	29	H	Iowa	74 81	53	A	Indiana	70 51	101	H	VCU	83 71
9	A	Purdue	58 74	34	H	Bowling Green	52 64	59	H	Marist	62 59	111	A	Wisconsin	71 82
9	H	Purdue	89 78	42	A	Michigan St.	49 70	86	A	Michigan	61 50	133	A	Cincinnati	49 64
10	A	Penn St.	42 66	42	H	Michigan St.	68 82	86	H	Michigan	49 64	158	H	Illinois	90 64
10	H	Penn St.	54 74	48	A	Georgia	49 53	87	H	Army	59 56	173	H	Old Dominion	75 60
17	A	West Virginia	70 61					95	H	UT Martin	82 60	196	H	Fla. Atlantic	91 88
19	H	Gonzaga	58 59									213	H	Lehigh	93 63
20	A	Maryland	55 67									256	H	Appalachian St.	52 38
												265	H	N.C. Central	65 47
LAST 12 Division I GAMES:															
42	A	Michigan St.	49 70	86	A	Michigan	61 50								
10	H	Penn St.	54 74	29	H	Iowa	74 81								
9	A	Purdue	58 74	10	A	Penn St.	42 66								
111	A	Wisconsin	71 82	53	A	Indiana	70 51								
158	H	Illinois	90 64	86	H	Michigan	49 64								
42	H	Michigan St.	68 82	9	H	Purdue	89 78								

Non-Div I Games:

Ohio St.

■ Loss, 
 ■ Non-Conf, 
 ■ S Site, 
 ■ H Home 
 ■ A Away 
 N Neutral



Average RPI Win:	148	WON-LOST	WINNING	LAST 10	STRENGTH OF	OPP. STRENGTH	TEAM	ADJ.	CONF.	ADJ CONF.
Average RPI Loss:	71	RECORD	PCT. RANK	GAMES	SCHEDULE	OF SCHEDULE	RPI	RPI	RPI	RPI
DIV. I ONLY	17- 8	74	5- 5	86	23	56	56	1	1	
DIV. I NON-CONF.	10- 3	58	0- 0	298	76	126	126	1	1	
TOTALS	RPI 1-25	RPI 26-50	W-L RECORDS	RPI 51-100	RPI 101-150	RPI 150+				
17- 8	3- 2	1- 3	OVERALL	4- 1	1- 1	8- 1				
12- 2	2- 0	0- 2	HOME	4- 0	0- 0	6- 0				
4- 5	1- 2	0- 1	AWAY	0- 1	1- 1	2- 0				
1- 1	0- 0	1- 0	NEUTRAL	0- 0	0- 0	0- 1				
10- 3	1- 0	1- 1	NON-CONFERENCE	0- 0	0- 1	8- 1				
7- 1	1- 0	0- 1	HOME	0- 0	0- 0	6- 0				
2- 1	0- 0	0- 0	AWAY	0- 0	0- 1	2- 0				
1- 1	0- 0	1- 0	NEUTRAL	0- 0	0- 0	0- 1				
7- 5	2- 2	0- 2	CONFERENCE	4- 1	1- 0	0- 0				
5- 1	1- 0	0- 1	HOME	4- 0	0- 0	0- 0				
2- 4	1- 2	0- 1	AWAY	0- 1	1- 0	0- 0				
0- 0	0- 0	0- 0	NEUTRAL	0- 0	0- 0	0- 0				

RPI	S	Opponent	Score	RPI	S	Opponent	Score	RPI	S	Opponent	Score	RPI	S	Opponent	Score
5	A	LSU	68 82	32	H	Florida St.	68 76	54	H	Auburn	87 69	122	A	Virginia Tech	59 71
6	A	Tennessee	69 89	37	N	Oregon St.	73 70	70	A	Arkansas	49 55	142	A	Ole Miss	81 60
12	H	St. John's (NY)	72 68	48	A	Georgia	58 67	70	H	Arkansas	59 52	156	H	FIU	90 74
15	A	Kentucky	83 73	48	H	Georgia	62 68	76	H	Mississippi St.	82 72	180	H	Georgetown	67 65
15	H	Kentucky	86 80					90	H	Alabama	75 67	214	H	Saint Francis (PA)	105 71
												236	N	Illinois St.	64 68
												255	A	Troy	104 74
												263	H	Bethune-Cookman	93 65
												290	H	Tennessee St.	86 56
												304	A	Kennesaw St.	83 62
												339	H	North Florida	88 77
LAST 12 Division I GAMES:															
48	A	Georgia	58 67	6	A	Tennessee	69 89								
15	H	Kentucky	86 80	48	H	Georgia	62 68								
70	A	Arkansas	49 55	5	A	LSU	68 82								
142	A	Ole Miss	81 60	70	H	Arkansas	59 52								
90	H	Alabama	75 67	15	A	Kentucky	83 73								
54	H	Auburn	87 69	76	H	Mississippi St.	82 72								

Non-Div I Games:

Florida

■ Loss, 
 ■ Non-Conf, 
 ■ S Site, 
 ■ H Home 
 ■ A Away 
 N Neutral



Average RPI Win:	195	WON-LOST	WINNING	LAST 10	STRENGTH OF	OPP. STRENGTH	TEAM	ADJ.	CONF.	ADJ CONF.
Average RPI Loss:	79	RECORD	PCT. RANK	GAMES	SCHEDULE	OF SCHEDULE	RPI	RPI	RPI	RPI
DIV. I ONLY	20- 7	50	8- 2	142	98	57	57	9	9	
DIV. I NON-CONF.	11- 4	66	0- 0	186	153	79	79	9	9	
TOTALS	RPI 1-25	RPI 26-50	W-L RECORDS	RPI 51-100	RPI 101-150	RPI 150+				
20- 7	1- 3	0- 0	OVERALL	2- 2	5- 0	12- 2				
10- 1	1- 0	0- 0	HOME	2- 0	4- 0	3- 1				
8- 5	0- 3	0- 0	AWAY	0- 1	1- 0	7- 1				
2- 1	0- 0	0- 0	NEUTRAL	0- 1	0- 0	2- 0				
11- 4	0- 2	0- 0	NON-CONFERENCE	0- 1	3- 0	8- 1				
4- 1	0- 0	0- 0	HOME	0- 0	3- 0	1- 1				
5- 2	0- 2	0- 0	AWAY	0- 0	0- 0	5- 0				
2- 1	0- 0	0- 0	NEUTRAL	0- 1	0- 0	2- 0				
9- 3	1- 1	0- 0	CONFERENCE	2- 1	2- 0	4- 1				
6- 0	1- 0	0- 0	HOME	2- 0	1- 0	2- 0				
3- 3	0- 1	0- 0	AWAY	0- 1	1- 0	2- 1				
0- 0	0- 0	0- 0	NEUTRAL	0- 0	0- 0	0- 0				

RPI 1-25				RPI 26-50				RPI 51-100 Team's RPI: 57				RPI 101+			
RPI	S	Opponent	Score	RPI	S	Opponent	Score	RPI	S	Opponent	Score	RPI	S	Opponent	Score
2	A	UConn	39 88					58	H	Fordham	74 67	101	H	Fairfield	74 59
13	H	Saint Joseph's	73 67					59	N	Marist	51 68	103	H	Green Bay	68 62
16	A	North Carolina St.	47 70					74	A	Duquesne	65 73	128	H	Buffalo	76 71
21	A	Dayton	59 73					74	H	Duquesne	63 62	130	A	Richmond	53 48
												130	H	Richmond	55 43
												178	H	La Salle	58 35
												186	H	Toledo	62 64
												193	A	Saint Louis	65 72
												193	H	Saint Louis	62 60
												202	N	Boston U.	65 64
												212	A	Colgate	77 72
												259	A	Canisius	61 47
												272	H	Niagara	73 57
												282	N	Monmouth	61 55
												298	A	Massachusetts	88 66
												310	A	UNC Greensboro	58 46
												311	A	Kent St.	61 44
												325	A	Rhode Island	63 55
												329	A	Binghamton	63 54
LAST 12 Division I GAMES:															
74	H	Duquesne	63 62	325	A	Rhode Island	63 55								
193	A	Saint Louis	65 72	193	H	Saint Louis	62 60								
298	A	Massachusetts	88 66	178	H	La Salle	58 35								
13	H	Saint Joseph's	73 67	21	A	Dayton	59 73								
58	H	Fordham	74 67	130	H	Richmond	55 43								
130	A	Richmond	53 48	74	A	Duquesne	65 73								

Non-Div I Games:

St. Bonaventure



Average RPI Win: <b>188</b>	WON-LOST	WINNING	LAST 10	STRENGTH OF	OPP. STRENGTH	TEAM	ADJ.	CONF.	ADJ CONF.
Average RPI Loss: <b>77</b>	RECORD	PCT. RANK	GAMES	SCHEDULE	OF SCHEDULE	RPI	RPI	RPI	RPI
DIV. I ONLY	20- 6	37	7- 3	158	102	58	58	9	9
DIV. I NON-CONF.	11- 2	31	0- 0	147	114	32	32	9	9
<hr/>									
TOTALS	RPI 1-25	RPI 26-50	W-L RECORDS	RPI 51-100	RPI 101-150	RPI 150+			
20- 6	0- 2	0- 0	OVERALL	4- 2	4- 1	12- 1			
13- 1	0- 0	0- 0	HOME	4- 1	1- 0	8- 0			
6- 5	0- 2	0- 0	AWAY	0- 1	2- 1	4- 1			
1- 0	0- 0	0- 0	NEUTRAL	0- 0	1- 0	0- 0			
11- 2	0- 1	0- 0	NON-CONFERENCE	3- 0	2- 0	6- 1			
7- 0	0- 0	0- 0	HOME	3- 0	0- 0	4- 0			
3- 2	0- 1	0- 0	AWAY	0- 0	1- 0	2- 1			
1- 0	0- 0	0- 0	NEUTRAL	0- 0	1- 0	0- 0			
9- 4	0- 1	0- 0	CONFERENCE	1- 2	2- 1	6- 0			
6- 1	0- 0	0- 0	HOME	1- 1	1- 0	4- 0			
3- 3	0- 1	0- 0	AWAY	0- 1	1- 1	2- 0			
0- 0	0- 0	0- 0	NEUTRAL	0- 0	0- 0	0- 0			

RPI 1-25				RPI 26-50				RPI 51-100				Team's RPI: 58		RPI 101+			
RPI	S	Opponent	Score	RPI	S	Opponent	Score	RPI	S	Opponent	Score		RPI	S	Opponent	Score	
10	A	Penn St.	61 78					57	A	St. Bonaventure	67 74		101	A	VCU	76 73	
21	A	Dayton	64 73					73	H	Harvard	64 44		130	A	Richmond	77 78	
								74	H	Duquesne	61 65		130	H	Richmond	70 59	
								84	H	Pacific	84 63		133	N	Cincinnati	56 40	
								97	H	American	66 62		134	A	Holy Cross	75 49	
								100	H	George Washington	67 58		166	H	San Francisco	80 66	
													172	A	Hofstra	64 77	
													178	H	La Salle	43 42	
													193	A	Saint Louis	56 45	
													193	H	Saint Louis	74 52	
													208	H	Yale	80 52	
													225	A	UNLV	72 63	
													236	H	Illinois St.	57 32	
													269	A	Manhattan	71 46	
													298	A	Massachusetts	75 61	
													298	H	Massachusetts	80 54	
													310	H	UNC Greensboro	79 48	
													325	H	Rhode Island	64 51	
LAST 12 Division I GAMES:																	
178	H	La Salle	43 42	298	H	Massachusetts	80 54										
130	A	Richmond	77 78	21	A	Dayton	64 73										
100	H	George Washington	67 58	101	A	VCU	76 73										
193	A	Saint Louis	56 45	130	H	Richmond	70 59										
57	A	St. Bonaventure	67 74	74	H	Duquesne	61 65										
325	H	Rhode Island	64 51	298	A	Massachusetts	75 61										

Non-Div I Games:

Fordham

■ Loss, 
 ■ Non-Conf, 
 ■ S Site, 
 ■ H Home 
 ■ A Away 
 N Neutral



Average RPI Win: <b>199</b>	WON-LOST	WINNING	LAST 10	STRENGTH OF	OPP. STRENGTH	TEAM	ADJ.	CONF.	ADJ CONF.
Average RPI Loss: <b>69</b>	RECORD	PCT. RANK	GAMES	SCHEDULE	OF SCHEDULE	RPI	RPI	RPI	RPI
DIV. I ONLY	20- 6	37	9- 1	114	126	59	59	17	17
DIV. I NON-CONF.	6- 4	114	0- 0	15	45	26	26	15	15
TOTALS	RPI 1-25	RPI 26-50	W-L RECORDS	RPI 51-100	RPI 101-150	RPI 150+			
20- 6	0- 1	2- 0	OVERALL	3- 3	1- 2	14- 0			
9- 3	0- 1	1- 0	HOME	1- 1	0- 1	7- 0			
8- 3	0- 0	0- 0	AWAY	1- 2	1- 1	6- 0			
3- 0	0- 0	1- 0	NEUTRAL	1- 0	0- 0	1- 0			
6- 4	0- 1	2- 0	NON-CONFERENCE	1- 2	0- 1	3- 0			
2- 1	0- 1	1- 0	HOME	0- 0	0- 0	1- 0			
1- 3	0- 0	0- 0	AWAY	0- 2	0- 1	1- 0			
3- 0	0- 0	1- 0	NEUTRAL	1- 0	0- 0	1- 0			
14- 2	0- 0	0- 0	CONFERENCE	2- 1	1- 1	11- 0			
7- 2	0- 0	0- 0	HOME	1- 1	0- 1	6- 0			
7- 0	0- 0	0- 0	AWAY	1- 0	1- 0	5- 0			
0- 0	0- 0	0- 0	NEUTRAL	0- 0	0- 0	0- 0			

RPI 1-25				RPI 26-50				RPI 51-100 Team's RPI: 59				RPI 101+			
RPI	S	Opponent	Score	RPI	S	Opponent	Score	RPI	S	Opponent	Score	RPI	S	Opponent	Score
15	H	Kentucky	61 <b>75</b>	34	N	Bowling Green	74 60	55	A	Ohio St.	59 <b>62</b>	101	A	Fairfield	60 36
				40	H	Oklahoma	76 69	57	N	St. Bonaventure	68 51	101	H	Fairfield	68 <b>72</b>
								64	H	Iona	71 <b>73</b>	115	A	Albany (NY)	59 <b>69</b>
								66	A	Princeton	58 <b>81</b>	173	N	Old Dominion	87 82
								71	A	Quinnipiac	69 63	188	H	Northeastern	103 66
								71	H	Quinnipiac	100 81	202	A	Boston U.	76 65
												211	H	Rider	66 56
												259	A	Canisius	73 47
												259	H	Canisius	57 49
												269	H	Manhattan	70 46
												272	A	Niagara	74 59
												272	H	Niagara	61 52
												282	A	Monmouth	65 40
												283	A	Siena	78 39
												283	H	Siena	78 60
												322	A	Saint Peter's	64 49
												322	H	Saint Peter's	71 42
LAST 12 Division I GAMES:															
				71	H	Quinnipiac	100 81	272	H	Niagara	61 52				
				322	A	Saint Peter's	64 49	322	H	Saint Peter's	71 42				
				101	H	Fairfield	68 <b>72</b>	259	A	Canisius	73 47				
				283	A	Siena	78 39	272	A	Niagara	74 59				
				282	A	Monmouth	65 40	64	H	Iona	71 <b>73</b>				
				211	H	Rider	66 56	101	A	Fairfield	60 36				

Non-Div I Games:

Marist

■ Loss, 
 ■ Non-Conf, 
 S Site, 
 ■ Home 
 ■ Away 
 N Neutral



Average RPI Win:	195	WON-LOST	WINNING	LAST 10	STRENGTH OF	OPP. STRENGTH	TEAM	ADJ.	CONF.	ADJ CONF.
Average RPI Loss:	74	RECORD	PCT. RANK	GAMES	SCHEDULE	OF SCHEDULE	RPI	RPI	RPI	RPI
DIV. I ONLY	20- 5	26	8- 2	135	154	60	60	11	11	
DIV. I NON-CONF.	8- 3	67	0- 0	148	262	93	93	12	12	
TOTALS	RPI 1-25	RPI 26-50	W-L RECORDS	RPI 51-100	RPI 101-150	RPI 150+				
20- 5	0- 0	0- 1	OVERALL	2- 3	4- 1	14- 0				
10- 3	0- 0	0- 0	HOME	2- 2	1- 1	7- 0				
10- 2	0- 0	0- 1	AWAY	0- 1	3- 0	7- 0				
0- 0	0- 0	0- 0	NEUTRAL	0- 0	0- 0	0- 0				
8- 3	0- 0	0- 1	NON-CONFERENCE	0- 2	0- 0	8- 0				
4- 2	0- 0	0- 0	HOME	0- 2	0- 0	4- 0				
4- 1	0- 0	0- 1	AWAY	0- 0	0- 0	4- 0				
0- 0	0- 0	0- 0	NEUTRAL	0- 0	0- 0	0- 0				
12- 2	0- 0	0- 0	CONFERENCE	2- 1	4- 1	6- 0				
6- 1	0- 0	0- 0	HOME	2- 0	1- 1	3- 0				
6- 1	0- 0	0- 0	AWAY	0- 1	3- 0	3- 0				
0- 0	0- 0	0- 0	NEUTRAL	0- 0	0- 0	0- 0				

RPI 1-25				RPI 26-50				RPI 51-100				Team's RPI: 60		RPI 101+			
RPI	S	Opponent	Score	RPI	S	Opponent	Score	RPI	S	Opponent	Score		RPI	S	Opponent	Score	
				30	A	Minnesota	55 62						64	H	Iona	61 64	
													66	H	Princeton	57 73	
													87	A	Army	48 54	
													87	H	Army	74 64	
													97	H	American	48 44	
								</									

Non-Div I Games:

Navy



East Carolina

Through Games Of Feb. 16, 2014

Average RPI Win:	207	WON-LOST	WINNING	LAST 10	STRENGTH OF	OPP. STRENGTH	TEAM	ADJ.	CONF.	ADJ CONF.
Average RPI Loss:	118	RECORD	PCT. RANK	GAMES	SCHEDULE	OF SCHEDULE	RPI	RPI	RPI	RPI
DIV. I ONLY	20- 3	14	8- 2	245	148	61	61	10	10	
DIV. I NON-CONF.	11- 1	18	1- 0	305	276	84	84	11	11	
TOTALS	RPI 1-25	RPI 26-50	W-L RECORDS	RPI 51-100	RPI 101-150	RPI 150+				
20- 3	0- 0	0- 1	OVERALL	1- 0	5- 1	14- 1				
12- 0	0- 0	0- 0	HOME	0- 0	3- 0	9- 0				
7- 2	0- 0	0- 1	AWAY	1- 0	2- 0	4- 1				
1- 1	0- 0	0- 0	NEUTRAL	0- 0	0- 1	1- 0				
11- 1	0- 0	0- 0	NON-CONFERENCE	0- 0	2- 1	9- 0				
6- 0	0- 0	0- 0	HOME	0- 0	1- 0	5- 0				
4- 0	0- 0	0- 0	AWAY	0- 0	1- 0	3- 0				
1- 1	0- 0	0- 0	NEUTRAL	0- 0	0- 1	1- 0				
9- 2	0- 0	0- 1	CONFERENCE	1- 0	3- 0	5- 1				
6- 0	0- 0	0- 0	HOME	0- 0	2- 0	4- 0				
3- 2	0- 0	0- 1	AWAY	1- 0	1- 0	1- 1				
0- 0	0- 0	0- 0	NEUTRAL	0- 0	0- 0	0- 0				

RPI 1-25				RPI 26-50				RPI 51-100				Team's RPI: 61		RPI 101+			
RPI	S	Opponent	Score	RPI	S	Opponent	Score	RPI	S	Opponent	Score			RPI	S	Opponent	Score
				49	A	Southern Miss.	80 82	81	A	Tulane	69 65			107	H	IUPUI	71 51
														127	H	Charlotte	71 62
														138	A	UAB	83 73
														140	A	Col. of Charleston	64 55
														148	N	Grand Canyon	76 86
														150	H	Rice	53 47
														156	A	FIU	75 76
														173	H	Old Dominion	64 63
														177	A	Elon	93 84
														181	H	Cleveland St.	75 66
														196	H	Fla. Atlantic	61 58
														198	H	Ohio	76 47
														222	H	North Texas	56 49
														234	H	Louisiana Tech	86 55
														263	A	Bethune-Cookman	58 49
														271	H	Loyola Maryland	68 47
														278	A	Marshall	66 52
														291	H	George Mason	75 66
														295	H	William & Mary	69 57
														301	A	Norfolk St.	81 61
														311	N	Alcorn	85 42
LAST 12 Division I GAMES:																	
				222	H	North Texas	56 49	150	H	Rice	53 47						
				138	A	UAB	83 73	234	H	Louisiana Tech	86 55						
				278	A	Marshall	66 52	81	A	Tulane	69 65						
				127	H	Charlotte	71 62	156	A	FIU	75 76						
				173	H	Old Dominion	64 63	196	H	Fla. Atlantic	61 58						
				49	A	Southern Miss.	80 82	140	A	Col. of Charleston	64 55						

Non-Div I Games: Virginia Intermont 102 47

East Carolina

Loss, Non-Conf, S Site, H Home A Away N Neutral



Average RPI Win: <b>137</b>	WON-LOST	WINNING	LAST 10	STRENGTH OF	OPP. STRENGTH	TEAM	ADJ.	CONF.	ADJ CONF.
Average RPI Loss: <b>74</b>	RECORD	PCT. RANK	GAMES	SCHEDULE	OF SCHEDULE	RPI	RPI	RPI	RPI
DIV. I ONLY	15- 10	107	6- 4	62	37	62	62	7	7
DIV. I NON-CONF.	6- 6	148	0- 0	63	10	105	105	7	7
<hr/>									
TOTALS	RPI 1-25	RPI 26-50	W-L RECORDS	RPI 51-100	RPI 101-150	RPI 150+			
15- 10	0- 1	5- 5	OVERALL	0- 0	3- 3	7- 1			
10- 1	0- 0	4- 1	HOME	0- 0	2- 0	4- 0			
4- 8	0- 1	0- 4	AWAY	0- 0	1- 2	3- 1			
1- 1	0- 0	1- 0	NEUTRAL	0- 0	0- 1	0- 0			
6- 6	0- 0	3- 3	NON-CONFERENCE	0- 0	1- 2	2- 1			
4- 1	0- 0	2- 1	HOME	0- 0	1- 0	1- 0			
1- 4	0- 0	0- 2	AWAY	0- 0	0- 1	1- 1			
1- 1	0- 0	1- 0	NEUTRAL	0- 0	0- 1	0- 0			
9- 4	0- 1	2- 2	CONFERENCE	0- 0	2- 1	5- 0			
6- 0	0- 0	2- 0	HOME	0- 0	1- 0	3- 0			
3- 4	0- 1	0- 2	AWAY	0- 0	1- 1	2- 0			
0- 0	0- 0	0- 0	NEUTRAL	0- 0	0- 0	0- 0			

RPI 1-25				RPI 26-50				RPI 51-100				Team's RPI: 62		RPI 101+			
RPI	S	Opponent	Score	RPI	S	Opponent	Score	RPI	S	Opponent	Score			RPI	S	Opponent	Score
12	A	St. John's (NY)	48 67	30	H	Minnesota	63 52							106	A	Kansas	66 74
				31	A	Nebraska	38 63							110	H	Marquette	83 64
				33	A	Villanova	54 68							117	A	Butler	52 58
				33	H	Villanova	65 58							132	A	Seton Hall	76 73
				36	A	DePaul	66 80							144	N	Clemson	52 56
				36	H	DePaul	86 78							149	H	South Dakota	63 48
				37	N	Oregon St.	70 62							180	A	Georgetown	65 63
				39	H	BYU	51 52							180	H	Georgetown	75 61
				40	A	Oklahoma	52 80							185	A	Drake	55 62
				46	H	South Dakota St.	68 63							215	H	Xavier	79 50
														217	A	Providence	97 65
														217	H	Providence	85 64
														225	A	UNLV	66 56
														246	H	Houston	65 55
LAST 12 Division I GAMES:																	
				217	H	Providence	85 64					117	A	Butler	52 58		
				36	A	DePaul	66 80					215	H	Xavier	79 50		
				180	H	Georgetown	75 61					217	A	Providence	97 65		
				33	A	Villanova	54 68					12	A	St. John's (NY)	48 67		
				132	A	Seton Hall	76 73					36	H	DePaul	86 78		
				110	H	Marquette	83 64					180	A	Georgetown	65 63		

Non-Div I Games:

Creighton

■ Loss, 
■ Non-Conf, 
■ S Site, 
■ H Home 
■ A Away 
N Neutral



Average RPI Win:	131	WON-LOST	WINNING	LAST 10	STRENGTH OF	OPP. STRENGTH	TEAM	ADJ.	CONF.	ADJ CONF.
Average RPI Loss:	55	RECORD	PCT. RANK	GAMES	SCHEDULE	OF SCHEDULE	RPI	RPI	RPI	RPI
DIV. I ONLY	13- 12	155	5- 5	12	31	63	63	2	2	
DIV. I NON-CONF.	7- 6	142	0- 0	25	82	77	77	2	2	
TOTALS	RPI 1-25	RPI 26-50	W-L RECORDS	RPI 51-100	RPI 101-150	RPI 150+				
13- 12	1- 5	1- 2	OVERALL	3- 2	3- 3	5- 0				
9- 3	1- 1	1- 0	HOME	1- 1	2- 1	4- 0				
4- 6	0- 3	0- 2	AWAY	2- 0	1- 1	1- 0				
0- 3	0- 1	0- 0	NEUTRAL	0- 1	0- 1	0- 0				
7- 6	0- 2	0- 1	NON-CONFERENCE	2- 2	0- 1	5- 0				
5- 1	0- 0	0- 0	HOME	1- 1	0- 0	4- 0				
2- 2	0- 1	0- 1	AWAY	1- 0	0- 0	1- 0				
0- 3	0- 1	0- 0	NEUTRAL	0- 1	0- 1	0- 0				
6- 6	1- 3	1- 1	CONFERENCE	1- 0	3- 2	0- 0				
4- 2	1- 1	1- 0	HOME	0- 0	2- 1	0- 0				
2- 4	0- 2	0- 1	AWAY	1- 0	1- 1	0- 0				
0- 0	0- 0	0- 0	NEUTRAL	0- 0	0- 0	0- 0				

RPI 1-25				RPI 26-50				RPI 51-100				Team's RPI: 63	RPI 101+			
RPI	S	Opponent	Score	RPI	S	Opponent	Score	RPI	S	Opponent	Score		RPI	S	Opponent	Score
1	H	Notre Dame	72 79	32	H	Florida St.	85 68	66	H	Princeton	69 57		108	A	Boston College	65 69
4	A	Duke	55 90	38	A	Georgia Tech	76 95	75	A	FGCU	85 56		119	N	Kansas St.	46 49
6	N	Tennessee	67 76	47	A	James Madison	46 63	81	N	Tulane	72 79		122	A	Virginia Tech	67 60
17	A	West Virginia	58 68					86	H	Michigan	53 73		122	H	Virginia Tech	80 64
20	H	Maryland	86 72					99	A	Wake Forest	64 59		124	H	Pittsburgh	75 79
23	A	Syracuse	75 84										144	H	Clemson	80 43
													155	A	Liberty	61 60
													157	H	High Point	73 54
													165	H	Coppin St.	70 45
													234	H	Louisiana Tech	95 82
													318	H	UMES	81 46
LAST 12 Division I GAMES:																
122	H	Virginia Tech	80 64	20	H	Maryland	86 72									
38	A	Georgia Tech	76 95	32	H	Florida St.	85 68									
108	A	Boston College	65 69	4	A	Duke	55 90									
144	H	Clemson	80 43	1	H	Notre Dame	72 79									
99	A	Wake Forest	64 59	122	A	Virginia Tech	67 60									
23	A	Syracuse	75 84	124	H	Pittsburgh	75 79									

Non-Div I Games:

Virginia

■ Loss, 
■ Non-Conf, 
■ S Site, 
■ H Home 
■ A Away 
N Neutral



Average RPI Win: <b>214</b>	WON-LOST	WINNING	LAST 10	STRENGTH OF	OPP. STRENGTH	TEAM	ADJ.	CONF.	ADJ CONF.
Average RPI Loss: <b>86</b>	RECORD	PCT. RANK	GAMES	SCHEDULE	OF SCHEDULE	RPI	RPI	RPI	RPI
DIV. I ONLY	22- 3	7	9- 1	254	130	64	64	17	17
DIV. I NON-CONF.	7- 2	57	0- 0	140	48	55	55	15	15
TOTALS	RPI 1-25	RPI 26-50	W-L RECORDS	RPI 51-100	RPI 101-150	RPI 150+			
22- 3	0- 1	0- 1	OVERALL	4- 0	2- 0	16- 1			
11- 1	0- 0	0- 1	HOME	2- 0	1- 0	8- 0			
11- 2	0- 1	0- 0	AWAY	2- 0	1- 0	8- 1			
0- 0	0- 0	0- 0	NEUTRAL	0- 0	0- 0	0- 0			
7- 2	0- 1	0- 1	NON-CONFERENCE	2- 0	0- 0	5- 0			
4- 1	0- 0	0- 1	HOME	1- 0	0- 0	3- 0			
3- 1	0- 1	0- 0	AWAY	1- 0	0- 0	2- 0			
0- 0	0- 0	0- 0	NEUTRAL	0- 0	0- 0	0- 0			
15- 1	0- 0	0- 0	CONFERENCE	2- 0	2- 0	11- 1			
7- 0	0- 0	0- 0	HOME	1- 0	1- 0	5- 0			
8- 1	0- 0	0- 0	AWAY	1- 0	1- 0	6- 1			
0- 0	0- 0	0- 0	NEUTRAL	0- 0	0- 0	0- 0			

RPI 1-25				RPI 26-50				RPI 51-100				Team's RPI: 64		RPI 101+			
RPI	S	Opponent	Score	RPI	S	Opponent	Score	RPI	S	Opponent	Score			RPI	S	Opponent	Score
12	A	St. John's (NY)	48 78	34	H	Bowling Green	50 51	59	A	Marist	73 71	101	A	Fairfield		64 59	
								60	A	Navy	64 61	101	H	Fairfield		68 55	
								71	H	Quinnipiac	95 86	169	A	UCF		78 66	
								84	H	Pacific	83 70	210	A	Sacred Heart		86 62	
												211	A	Rider		90 92	
												211	H	Rider		73 66	
												228	H	Arizona		82 75	
												259	A	Canisius		69 57	
												262	H	Wagner		74 59	
												269	A	Manhattan		71 67	
												269	H	Manhattan		70 52	
												272	A	Niagara		94 84	
												282	A	Monmouth		86 77	
												282	H	Monmouth		60 59	
												283	A	Siena		80 66	
												283	H	Siena		86 80	
												307	H	Columbia		83 67	
												322	A	Saint Peter's		65 61	
												322	H	Saint Peter's		66 54	
LAST 12 Division I GAMES:																	
211	H	Rider		73	66	322	H	Saint Peter's		66	54						
282	H	Monmouth		60	59	282	A	Monmouth		86	77						
269	A	Manhattan		71	67	269	H	Manhattan		70	52						
211	A	Rider		90	92	101	A	Fairfield		64	59						
283	A	Siena		80	66	59	A	Marist		73	71						
101	H	Fairfield		68	55	71	H	Quinnipiac		95	86						

Non-Div I Games:

Iona

■ Loss, 
 ■ Non-Conf, S Site, 
 ■ Home 
 ■ Away 
 N Neutral



Average RPI Win: 131		WON-LOST	WINNING	LAST 10	STRENGTH OF	OPP. STRENGTH	TEAM	ADJ.	CONF.	ADJ CONF.
Average RPI Loss: 52		RECORD	PCT. RANK	GAMES	SCHEDULE	OF SCHEDULE	RPI	RPI	RPI	RPI
DIV. I ONLY		14- 12	144	4- 6	25	36	65	65	5	5
DIV. I NON-CONF.		6- 6	148	0- 0	18	70	67	67	3	3
TOTALS		RPI 1-25	RPI 26-50	W-L RECORDS		RPI 51-100	RPI 101-150	RPI 150+		
14- 12	1- 6		1- 2	OVERALL		5- 2	2- 1	5- 1		
7- 5	1- 4		0- 0	HOME		2- 0	1- 0	3- 1		
6- 6	0- 1		1- 2	AWAY		3- 2	0- 1	2- 0		
1- 1	0- 1		0- 0	NEUTRAL		0- 0	1- 0	0- 0		
6- 6	0- 4		1- 1	NON-CONFERENCE		0- 0	2- 1	3- 0		
3- 2	0- 2		0- 0	HOME		0- 0	1- 0	2- 0		
2- 3	0- 1		1- 1	AWAY		0- 0	0- 1	1- 0		
1- 1	0- 1		0- 0	NEUTRAL		0- 0	1- 0	0- 0		
8- 6	1- 2		0- 1	CONFERENCE		5- 2	0- 0	2- 1		
4- 3	1- 2		0- 0	HOME		2- 0	0- 0	1- 1		
4- 3	0- 0		0- 1	AWAY		3- 2	0- 0	1- 0		
0- 0	0- 0		0- 0	NEUTRAL		0- 0	0- 0	0- 0		

RPI 1-25				RPI 26-50				RPI 51-100 Team's RPI: 65				RPI 101+			
RPI	S	Opponent	Score	RPI	S	Opponent	Score	RPI	S	Opponent	Score	RPI	S	Opponent	Score
3	H	Stanford	69 77	31	A	Nebraska	76 72	51	A	Southern California	79 75	105	A	Hawaii	66 77
17	N	West Virginia	66 88	37	A	Oregon St.	57 72	77	A	UCLA	72 79	142	N	Ole Miss	79 65
18	H	California	70 87	39	A	BYU	73 80	78	A	Washington	85 76	145	H	Fresno St.	92 79
19	H	Gonzaga	62 70					78	H	Washington	82 80	167	H	Cal St. Northridge	68 59
21	A	Dayton	76 87					94	A	Oregon	66 82	174	A	Utah	83 73
22	H	Arizona St.	85 78					96	A	Colorado	80 77	174	H	Utah	57 59
23	H	Syracuse	65 69					96	H	Colorado	70 60	228	H	Arizona	61 59
												231	A	Seattle	81 72
												292	H	UC Riverside	77 73
LAST 12 Division I GAMES:															
96	A	Colorado	80 77	37	A	Oregon St.	57 72	94	A	Oregon	66 82				
174	A	Utah	83 73					78	A	Washington	85 76				
18	H	California	70 87					78	H	Washington	82 80				
3	H	Stanford	69 77												
77	A	UCLA	72 79												
51	A	Southern California	79 75												

Non-Div I Games:

Washington St.

■ Loss, 
 ■ Non-Conf, 
 ■ S Site, 
 ■ H Home 
 ■ A Away 
 N Neutral



Average RPI Win:	191	WON-LOST	WINNING	LAST 10	STRENGTH OF	OPP. STRENGTH	TEAM	ADJ.	CONF.	ADJ CONF.
Average RPI Loss:	79	RECORD	PCT. RANK	GAMES	SCHEDULE	OF SCHEDULE	RPI	RPI	RPI	RPI
DIV. I ONLY	15- 6	64	8- 2	129	97	66	66	14	14	
DIV. I NON-CONF.	9- 5	92	4- 1	117	33	59	59	16	16	
TOTALS	RPI 1-25	RPI 26-50	W-L RECORDS	RPI 51-100	RPI 101-150	RPI 150+				
15- 6	0- 1	0- 0	OVERALL	5- 4	1- 0	9- 1				
6- 2	0- 1	0- 0	HOME	1- 1	1- 0	4- 0				
8- 4	0- 0	0- 0	AWAY	3- 3	0- 0	5- 1				
1- 0	0- 0	0- 0	NEUTRAL	1- 0	0- 0	0- 0				
9- 5	0- 1	0- 0	NON-CONFERENCE	4- 3	1- 0	4- 1				
3- 1	0- 1	0- 0	HOME	1- 0	1- 0	1- 0				
5- 4	0- 0	0- 0	AWAY	2- 3	0- 0	3- 1				
1- 0	0- 0	0- 0	NEUTRAL	1- 0	0- 0	0- 0				
6- 1	0- 0	0- 0	CONFERENCE	1- 1	0- 0	5- 0				
3- 1	0- 0	0- 0	HOME	0- 1	0- 0	3- 0				
3- 0	0- 0	0- 0	AWAY	1- 0	0- 0	2- 0				
0- 0	0- 0	0- 0	NEUTRAL	0- 0	0- 0	0- 0				

RPI S	Opponent	Score	RPI S	Opponent	Score	RPI S	Opponent	Score	RPI S	Opponent	Score
13	H Saint Joseph's	65 74				52	A Rutgers	65 79	116	H Delaware	84 80
						59	H Marist	81 58	180	A Georgetown	64 66
						60	A Navy	73 57	208	H Yale	96 75
						63	A Virginia	57 69	211	A Rider	75 62
						69	A Penn	84 53	220	A Cornell	71 56
						73	H Harvard	68 78	236	H Illinois St.	65 39
						90	N Alabama	79 59	266	A Portland St.	94 76
						94	A Oregon	90 110	280	H Brown	81 70
						98	A Drexel	66 59	307	A Columbia	70 41
									315	H Dartmouth	76 53
									329	A Binghamton	75 49
LAST 12 Division I GAMES:											
208	H Yale	96 75	69	A Penn	84 53						
280	H Brown	81 70	98	A Drexel	66 59						
220	A Cornell	71 56	63	A Virginia	57 69						
307	A Columbia	70 41	90	N Alabama	79 59						
315	H Dartmouth	76 53	236	H Illinois St.	65 39						
73	H Harvard	68 78	116	H Delaware	84 80						

Non-Div I Games:

Princeton

■ Loss, 
■ Non-Conf, S Site, 
■ Home 
■ Away 
N Neutral



Average RPI Win: <b>230</b>	WON-LOST	WINNING	LAST 10	STRENGTH OF	OPP. STRENGTH	TEAM	ADJ.	CONF.	ADJ CONF.
Average RPI Loss: <b>62</b>	RECORD	PCT. RANK	GAMES	SCHEDULE	OF SCHEDULE	RPI	RPI	RPI	RPI
DIV. I ONLY	19- 5	31	10- 0	196	191	67	67	22	22
DIV. I NON-CONF.	7- 4	95	0- 0	98	113	69	69	21	21
TOTALS	RPI 1-25	RPI 26-50	W-L RECORDS	RPI 51-100	RPI 101-150	RPI 150+			
19- 5	0- 0	0- 2	OVERALL	0- 3	1- 0	18- 0			
10- 0	0- 0	0- 0	HOME	0- 0	1- 0	9- 0			
9- 4	0- 0	0- 2	AWAY	0- 2	0- 0	9- 0			
0- 1	0- 0	0- 0	NEUTRAL	0- 1	0- 0	0- 0			
7- 4	0- 0	0- 2	NON-CONFERENCE	0- 2	1- 0	6- 0			
4- 0	0- 0	0- 0	HOME	0- 0	1- 0	3- 0			
3- 3	0- 0	0- 2	AWAY	0- 1	0- 0	3- 0			
0- 1	0- 0	0- 0	NEUTRAL	0- 1	0- 0	0- 0			
12- 1	0- 0	0- 0	CONFERENCE	0- 1	0- 0	12- 0			
6- 0	0- 0	0- 0	HOME	0- 0	0- 0	6- 0			
6- 1	0- 0	0- 0	AWAY	0- 1	0- 0	6- 0			
0- 0	0- 0	0- 0	NEUTRAL	0- 0	0- 0	0- 0			

RPI 1-25				RPI 26-50				RPI 51-100				Team's RPI: 67				RPI 101+			
RPI	S	Opponent	Score	RPI	S	Opponent	Score	RPI	S	Opponent	Score	RPI	S	Opponent	Score	RPI	S	Opponent	Score
32	A	Florida St.	49 79	40	A	Oklahoma	60 78	75	A	FGCU	56 72	127	H	Charlotte	83 81	151	A	USC Upstate	79 66
								79	A	South Fla.	68 72	151	H	USC Upstate	78 64	152	H	Indiana St.	90 74
								85	N	N.C. A&T	68 73	162	A	Florida A&M	101 66	187	A	Northern Ky.	90 66
												199	H	Nicholls St.	74 65	201	A	Stephen F. Austin	84 77
												209	A	Mercer	72 60	209	H	Mercer	62 49
												233	H	Jacksonville	84 67	263	A	Bethune-Cookman	77 63
												273	A	East Tenn. St.	80 55	273	H	East Tenn. St.	91 62
												304	A	Kennesaw St.	98 75	304	H	Kennesaw St.	87 57
												313	H	Murray St.	103 72	320	A	Lipscomb	82 47
												339	H	North Florida	75 67				
LAST 12 Division I GAMES:																			
209	H	Mercer	62 49	233	H	Jacksonville	84 67	304	H	Kennesaw St.	87 57	339	H	North Florida	75 67	304	A	Kennesaw St.	98 75
273	A	East Tenn. St.	80 55	209	A	Mercer	72 60	273	H	East Tenn. St.	91 62	151	A	USC Upstate	78 64				
151	A	USC Upstate	79 66																
320	A	Lipscomb	82 47																
187	A	Northern Ky.	90 66																

Non-Div I Games: Palm Beach Atl. 93 48

Stetson



Average RPI Win:	217	WON-LOST	WINNING	LAST 10	STRENGTH OF	OPP. STRENGTH	TEAM	ADJ.	CONF.	ADJ CONF.
Average RPI Loss:	65	RECORD	PCT. RANK	GAMES	SCHEDULE	OF SCHEDULE	RPI	RPI	RPI	RPI
DIV. I ONLY	21- 3	12	9- 1	261	155	68	68	18	18	
DIV. I NON-CONF.	9- 2	44	0- 0	234	122	82	82	18	18	
TOTALS	RPI 1-25	RPI 26-50	W-L RECORDS	RPI 51-100	RPI 101-150	RPI 150+				
21- 3	0- 1	0- 1	OVERALL	0- 0	4- 1	17- 0				
12- 1	0- 1	0- 0	HOME	0- 0	2- 0	10- 0				
9- 2	0- 0	0- 1	AWAY	0- 0	2- 1	7- 0				
0- 0	0- 0	0- 0	NEUTRAL	0- 0	0- 0	0- 0				
9- 2	0- 1	0- 1	NON-CONFERENCE	0- 0	3- 0	6- 0				
6- 1	0- 1	0- 0	HOME	0- 0	1- 0	5- 0				
3- 1	0- 0	0- 1	AWAY	0- 0	2- 0	1- 0				
0- 0	0- 0	0- 0	NEUTRAL	0- 0	0- 0	0- 0				
12- 1	0- 0	0- 0	CONFERENCE	0- 0	1- 1	11- 0				
6- 0	0- 0	0- 0	HOME	0- 0	1- 0	5- 0				
6- 1	0- 0	0- 0	AWAY	0- 0	0- 1	6- 0				
0- 0	0- 0	0- 0	NEUTRAL	0- 0	0- 0	0- 0				

RPI 1-25				RPI 26-50				RPI 51-100				Team's RPI: 68	RPI 101+			
RPI	S	Opponent	Score	RPI	S	Opponent	Score	RPI	S	Opponent	Score		RPI	S	Opponent	Score
13	H	Saint Joseph's	73 81	40	A	Oklahoma	70 89						103	A	Green Bay	63 58
													118	H	Arkansas St.	66 47
													119	A	Kansas St.	69 46
													143	A	UNI	71 80
													143	H	UNI	80 47
													152	A	Indiana St.	83 63
													161	A	Missouri St.	98 68
													185	A	Drake	70 61
													185	H	Drake	88 55
													218	H	IPFW	69 46
													224	A	Sam Houston St.	64 47
													226	A	Loyola Chicago	71 58
													226	H	Loyola Chicago	65 50
													236	A	Illinois St.	74 58
													241	H	Tex.-Pan American	69 40
													242	H	Evansville	66 48
													264	A	Bradley	74 72
													264	H	Bradley	67 54
													267	H	Austin Peay	86 64
													308	H	Southeast Mo. St.	67 46
													335	H	Southern Ill.	74 51
													342	H	Air Force	61 37
LAST 12 Division I GAMES:																
143	A	UNI	71 80	152	A	Indiana St.	83 63									
185	A	Drake	70 61	236	A	Illinois St.	74 58									
226	H	Loyola Chicago	65 50	185	H	Drake	88 55									
264	H	Bradley	67 54	143	H	UNI	80 47									
242	H	Evansville	66 48	264	A	Bradley	74 72									
335	H	Southern Ill.	74 51	226	A	Loyola Chicago	71 58									

Non-Div I Games:

Wichita St.

■ Loss, 
 ■ Non-Conf, S Site, 
 ■ Home 
 ■ Away 
 N Neutral



Average RPI Win:	206	WON-LOST	WINNING	LAST 10	STRENGTH OF	OPP. STRENGTH	TEAM	ADJ.	CONF.	ADJ CONF.
Average RPI Loss:	52	RECORD	PCT. RANK	GAMES	SCHEDULE	OF SCHEDULE	RPI	RPI	RPI	RPI
DIV. I ONLY	16- 5	42	8- 2	117	133	69	69	14	14	
DIV. I NON-CONF.	10- 4	75	3- 2	92	86	60	60	16	16	
TOTALS	RPI 1-25	RPI 26-50	W-L RECORDS	RPI 51-100	RPI 101-150	RPI 150+				
16- 5	0- 2	0- 1	OVERALL	5- 1	1- 1	10- 0				
9- 3	0- 1	0- 0	HOME	3- 1	0- 1	6- 0				
7- 2	0- 1	0- 1	AWAY	2- 0	1- 0	4- 0				
0- 0	0- 0	0- 0	NEUTRAL	0- 0	0- 0	0- 0				
10- 4	0- 2	0- 1	NON-CONFERENCE	4- 0	1- 1	5- 0				
5- 2	0- 1	0- 0	HOME	2- 0	0- 1	3- 0				
5- 2	0- 1	0- 1	AWAY	2- 0	1- 0	2- 0				
0- 0	0- 0	0- 0	NEUTRAL	0- 0	0- 0	0- 0				
6- 1	0- 0	0- 0	CONFERENCE	1- 1	0- 0	5- 0				
4- 1	0- 0	0- 0	HOME	1- 1	0- 0	3- 0				
2- 0	0- 0	0- 0	AWAY	0- 0	0- 0	2- 0				
0- 0	0- 0	0- 0	NEUTRAL	0- 0	0- 0	0- 0				

RPI 1-25				RPI 26-50				RPI 51-100 Team's RPI: 69				RPI 101+			
RPI	S	Opponent	Score	RPI	S	Opponent	Score	RPI	S	Opponent	Score	RPI	S	Opponent	Score
1	H	Notre Dame	54 76	33	A	Villanova	54 55	66	H	Princeton	53 84	123	A	Bucknell	69 61
13	A	Saint Joseph's	52 60					72	A	Temple	74 70	146	H	St. Francis Brooklyn	51 56
								73	H	Harvard	67 38	178	A	La Salle	64 54
								83	A	Miami (FL)	67 66	208	H	Yale	62 50
								87	H	Army	67 57	220	A	Cornell	67 57
								98	H	Drexel	46 44	280	H	Brown	78 51
												301	H	Norfolk St.	79 49
												302	H	LIU Brooklyn	70 59
												307	A	Columbia	70 63
												315	H	Dartmouth	71 53
												323	A	Morgan St.	85 51
												332	H	NJIT	84 48
LAST 12 Division I GAMES:															
280	H	Brown	78 51	332	H	NJIT	84 48								
208	H	Yale	62 50	72	A	Temple	74 70								
307	A	Columbia	70 63	13	A	Saint Joseph's	52 60								
220	A	Cornell	67 57	33	A	Villanova	54 55								
73	H	Harvard	67 38	66	H	Princeton	53 84								
315	H	Dartmouth	71 53	323	A	Morgan St.	85 51								

Non-Div I Games:

Penn

■ Loss, 
 ■ Non-Conf, S Site, 
 ■ Home 
 ■ Away 
 N Neutral



## Arkansas

Through Games Of Feb. 16, 2014

Average RPI Win:	185	WON-LOST	WINNING	LAST 10	STRENGTH OF	OPP. STRENGTH	TEAM	ADJ.	CONF.	ADJ CONF.
Average RPI Loss:	34	RECORD	PCT. RANK	GAMES	SCHEDULE	OF SCHEDULE	RPI	RPI	RPI	RPI
DIV. I ONLY	17- 8	74	3- 7	72	80	70	70	1	1	
DIV. I NON-CONF.	13- 0	1	0- 0	281	252	47	47	1	1	
TOTALS	RPI 1-25	RPI 26-50	W-L RECORDS	RPI 51-100	RPI 101-150	RPI 150+				
17- 8	0- 4	1- 1	OVERALL	3- 3	2- 0	11- 0				
13- 3	0- 1	1- 0	HOME	2- 2	1- 0	9- 0				
2- 5	0- 3	0- 1	AWAY	1- 1	1- 0	0- 0				
2- 0	0- 0	0- 0	NEUTRAL	0- 0	0- 0	2- 0				
13- 0	0- 0	1- 0	NON-CONFERENCE	0- 0	1- 0	11- 0				
10- 0	0- 0	1- 0	HOME	0- 0	0- 0	9- 0				
1- 0	0- 0	0- 0	AWAY	0- 0	1- 0	0- 0				
2- 0	0- 0	0- 0	NEUTRAL	0- 0	0- 0	2- 0				
4- 8	0- 4	0- 1	CONFERENCE	3- 3	1- 0	0- 0				
3- 3	0- 1	0- 0	HOME	2- 2	1- 0	0- 0				
1- 5	0- 3	0- 1	AWAY	1- 1	0- 0	0- 0				
0- 0	0- 0	0- 0	NEUTRAL	0- 0	0- 0	0- 0				

RPI S	Opponent	Score	RPI S	Opponent	Score	RPI S	Opponent	Score	RPI S	Opponent	Score
6	A Tennessee	60 70	28	H Middle Tenn.	66 51	54	H Auburn	48 56	106	A Kansas	64 53
8	A South Carolina	49 67	48	A Georgia	58 60	56	A Florida	52 59	142	H Ole Miss	68 65
8	H South Carolina	51 55				56	H Florida	55 49	161	H Missouri St.	78 44
15	A Kentucky	58 68				76	H Mississippi St.	50 54	176	H Furman	74 45
						90	H Alabama	75 55	191	H Tulsa	81 43
						91	A Missouri	69 66	194	H Northwestern St.	74 53
									224	H Sam Houston St.	81 45
									248	H Western Mich.	61 46
									254	H Tennessee Tech	79 53
									268	H Oral Roberts	91 33
									275	H Mississippi Val.	100 54
									308	N Southeast Mo. St.	88 37
									329	N Binghamton	72 23
LAST 12 Division I GAMES:											
90	H Alabama	75 55	142	H Ole Miss	68 65						
8	A South Carolina	49 67	48	A Georgia	58 60						
56	H Florida	55 49	76	H Mississippi St.	50 54						
54	H Auburn	48 56	56	A Florida	52 59						
6	A Tennessee	60 70	91	A Missouri	69 66						
15	A Kentucky	58 68	8	H South Carolina	51 55						

Non-Div I Games:

Arkansas

■ Loss, 
 ■ Non-Conf, 
 ■ S Site, 
 ■ H Home 
 ■ A Away 
 N Neutral



Quinnipiac

Through Games Of Feb. 16, 2014

Average RPI Win:	225	WON-LOST	WINNING	LAST 10	STRENGTH OF	OPP. STRENGTH	TEAM	ADJ.	CONF.	ADJ CONF.
Average RPI Loss:	65	RECORD	PCT. RANK	GAMES	SCHEDULE	OF SCHEDULE	RPI	RPI	RPI	RPI
DIV. I ONLY	16- 10	102	8- 2	54	178	71	71	17	17	
DIV. I NON-CONF.	5- 5	148	0- 0	1	138	18	18	15	15	
TOTALS	RPI 1-25	RPI 26-50	W-L RECORDS	RPI 51-100	RPI 101-150	RPI 150+				
16- 10	0- 3	0- 0	OVERALL	2- 4	1- 3	13- 0				
9- 3	0- 1	0- 0	HOME	2- 1	0- 1	7- 0				
7- 7	0- 2	0- 0	AWAY	0- 3	1- 2	6- 0				
0- 0	0- 0	0- 0	NEUTRAL	0- 0	0- 0	0- 0				
5- 5	0- 3	0- 0	NON-CONFERENCE	2- 1	1- 1	2- 0				
3- 1	0- 1	0- 0	HOME	2- 0	0- 0	1- 0				
2- 4	0- 2	0- 0	AWAY	0- 1	1- 1	1- 0				
0- 0	0- 0	0- 0	NEUTRAL	0- 0	0- 0	0- 0				
11- 5	0- 0	0- 0	CONFERENCE	0- 3	0- 2	11- 0				
6- 2	0- 0	0- 0	HOME	0- 1	0- 1	6- 0				
5- 3	0- 0	0- 0	AWAY	0- 2	0- 1	5- 0				
0- 0	0- 0	0- 0	NEUTRAL	0- 0	0- 0	0- 0				

RPI 1-25				RPI 26-50				RPI 51-100				Team's RPI: 71		RPI 101+			
RPI	S	Opponent	Score	RPI	S	Opponent	Score	RPI	S	Opponent	Score			RPI	S	Opponent	Score
7	A	Louisville	82 100					59	A	Marist	81 100			101	A	Fairfield	71 72
12	A	St. John's (NY)	66 76					59	H	Marist	63 69			101	H	Fairfield	52 61
13	H	Saint Joseph's	69 84					64	A	Iona	86 95			115	A	Albany (NY)	74 53
								85	H	N.C. A&T	77 63			134	A	Holy Cross	71 84
								95	A	UT Martin	97 102			161	A	Missouri St.	75 65
								97	H	American	68 66			211	A	Rider	54 44
														211	H	Rider	71 59
														223	H	Hartford	62 49
														259	A	Canisius	65 55
														259	H	Canisius	65 51
														269	H	Manhattan	77 74
														272	A	Niagara	93 78
														272	H	Niagara	84 61
														282	A	Monmouth	83 67
														282	H	Monmouth	83 50
														283	H	Siena	70 49
														322	A	Saint Peter's	71 40
LAST 12 Division I GAMES:																	
85	H	N.C. A&T	77 63	101	H	Fairfield	52 61										
282	H	Monmouth	83 50	211	A	Rider	54 44										
59	A	Marist	81 100	283	H	Siena	70 49										
259	H	Canisius	65 51	322	A	Saint Peter's	71 40										
282	A	Monmouth	83 67	269	H	Manhattan	77 74										
272	A	Niagara	93 78	64	A	Iona	86 95										

Non-Div I Games:

Quinnipiac

Loss, Non-Conf, S Site, H Home A Away N Neutral



# Temple

Temple

# Temple



Average RPI Win: <b>224</b>	WON-LOST	WINNING	LAST 10	STRENGTH OF	OPP. STRENGTH	TEAM	ADJ.	CONF.	ADJ CONF.
Average RPI Loss: <b>66</b>	RECORD	PCT. RANK	GAMES	SCHEDULE	OF SCHEDULE	RPI	RPI	RPI	RPI
DIV. I ONLY	17- 5	34	8- 2	237	131	73	73	14	14
DIV. I NON-CONF.	10- 4	75	3- 1	207	102	79	79	16	16
TOTALS	RPI 1-25	RPI 26-50	W-L RECORDS	RPI 51-100	RPI 101-150	RPI 150+			
17- 5	0- 1	0- 1	OVERALL	1- 2	1- 0	15- 1			
7- 0	0- 0	0- 0	HOME	0- 0	0- 0	7- 0			
7- 4	0- 1	0- 1	AWAY	1- 2	0- 0	6- 0			
3- 1	0- 0	0- 0	NEUTRAL	0- 0	1- 0	2- 1			
10- 4	0- 1	0- 1	NON-CONFERENCE	0- 1	1- 0	9- 1			
4- 0	0- 0	0- 0	HOME	0- 0	0- 0	4- 0			
3- 3	0- 1	0- 1	AWAY	0- 1	0- 0	3- 0			
3- 1	0- 0	0- 0	NEUTRAL	0- 0	1- 0	2- 1			
7- 1	0- 0	0- 0	CONFERENCE	1- 1	0- 0	6- 0			
3- 0	0- 0	0- 0	HOME	0- 0	0- 0	3- 0			
4- 1	0- 0	0- 0	AWAY	1- 1	0- 0	3- 0			
0- 0	0- 0	0- 0	NEUTRAL	0- 0	0- 0	0- 0			

RPI 1-25				RPI 26-50				RPI 51-100 Team's RPI: 73				RPI 101+			
RPI	S	Opponent	Score	RPI	S	Opponent	Score	RPI	S	Opponent	Score	RPI	S	Opponent	Score
12	A	St. John's (NY)	76 <b>81</b>	36	A	DePaul	75 <b>99</b>	58	A	Fordham	44 <b>64</b>	114	N	Cal Poly	83 76
								66	A	Princeton	78 68	154	N	Long Beach St.	67 <b>72</b>
								69	A	Penn	38 <b>67</b>	156	H	FIU	64 52
												172	H	Hofstra	60 41
												188	A	Northeastern	81 74
												191	N	Tulsa	61 57
												202	H	Boston U.	76 67
												208	A	Yale	58 57
												210	N	Sacred Heart	74 63
												212	A	Colgate	91 76
												220	H	Cornell	84 69
												280	A	Brown	91 71
												307	H	Columbia	99 64
												315	A	Dartmouth	73 63
												315	H	Dartmouth	77 59
												319	H	North Dakota St.	84 56
												332	A	NJIT	75 56
LAST 12 Division I GAMES:															
220	H	Cornell	84 69	315	H	Dartmouth	77 59								
307	H	Columbia	99 64	332	A	NJIT	75 56								
208	A	Yale	58 57	315	A	Dartmouth	73 63								
280	A	Brown	91 71	58	A	Fordham	44 <b>64</b>								
69	A	Penn	38 <b>67</b>	191	N	Tulsa	61 57								
66	A	Princeton	78 68	172	H	Hofstra	60 41								

Non-Div I Games:

Harvard

■ Loss, 
 ■ Non-Conf, S Site, 
 ■ Home 
 ■ Away 
 N Neutral



Average RPI Win:	199	WON-LOST	WINNING	LAST 10	STRENGTH OF	OPP. STRENGTH	TEAM	ADJ.	CONF.	ADJ CONF.
Average RPI Loss:	62	RECORD	PCT. RANK	GAMES	SCHEDULE	OF SCHEDULE	RPI	RPI	RPI	RPI
DIV. I ONLY	16- 9	94	7- 3	60	136	74	74	9	9	
DIV. I NON-CONF.	8- 5	109	0- 0	68	135	81	81	9	9	
TOTALS	RPI 1-25	RPI 26-50	W-L RECORDS	RPI 51-100	RPI 101-150	RPI 150+				
16- 9	0- 3	0- 1	OVERALL	2- 2	4- 3	10- 0				
6- 5	0- 2	0- 0	HOME	1- 1	1- 2	4- 0				
9- 3	0- 0	0- 1	AWAY	1- 1	2- 1	6- 0				
1- 1	0- 1	0- 0	NEUTRAL	0- 0	1- 0	0- 0				
8- 5	0- 2	0- 1	NON-CONFERENCE	0- 0	2- 2	6- 0				
3- 2	0- 1	0- 0	HOME	0- 0	1- 1	2- 0				
4- 2	0- 0	0- 1	AWAY	0- 0	0- 1	4- 0				
1- 1	0- 1	0- 0	NEUTRAL	0- 0	1- 0	0- 0				
8- 4	0- 1	0- 0	CONFERENCE	2- 2	2- 1	4- 0				
3- 3	0- 1	0- 0	HOME	1- 1	0- 1	2- 0				
5- 1	0- 0	0- 0	AWAY	1- 1	2- 0	2- 0				
0- 0	0- 0	0- 0	NEUTRAL	0- 0	0- 0	0- 0				

RPI S	Opponent	Score	RPI S	Opponent	Score	RPI S	Opponent	Score	RPI S	Opponent	Score
1 N	Notre Dame	61 100	36 A	DePaul	77 88	57 A	St. Bonaventure	62 63	101 A	VCU	77 65
17 H	West Virginia	80 88				57 H	St. Bonaventure	73 65	101 H	VCU	68 71
21 H	Dayton	77 87				58 A	Fordham	65 61	103 H	Green Bay	60 68
						100 H	George Washington	68 80	114 N	Cal Poly	84 69
									124 A	Pittsburgh	57 67
									128 H	Buffalo	78 55
									130 A	Richmond	55 45
									193 A	Saint Louis	59 47
									214 A	Saint Francis (PA)	86 66
									217 H	Providence	83 78
									221 H	Robert Morris	79 63
									243 A	Miami (OH)	78 58
									289 A	Morehead St.	83 35
									291 A	George Mason	64 45
									298 H	Massachusetts	67 52
									311 A	Kent St.	94 63
									325 H	Rhode Island	62 47
LAST 12 Division I GAMES:											
57 A	St. Bonaventure	62 63	325 H	Rhode Island	62 47						
21 H	Dayton	77 87	298 H	Massachusetts	67 52						
100 H	George Washington	68 80	193 A	Saint Louis	59 47						
130 A	Richmond	55 45	58 A	Fordham	65 61						
291 A	George Mason	64 45	101 H	VCU	68 71						
101 A	VCU	77 65	57 H	St. Bonaventure	73 65						

Non-Div I Games:

Duquesne



Average RPI Win:	207	WON-LOST	WINNING	LAST 10	STRENGTH OF	OPP. STRENGTH	TEAM	ADJ.	CONF.	ADJ CONF.
Average RPI Loss:	58	RECORD	PCT. RANK	GAMES	SCHEDULE	OF SCHEDULE	RPI	RPI	RPI	RPI
DIV. I ONLY	18- 7	57	9- 1	130	96	75	75	22	22	
DIV. I NON-CONF.	6- 6	148	0- 0	37	1	90	90	21	21	
TOTALS	RPI 1-25	RPI 26-50	W-L RECORDS	RPI 51-100	RPI 101-150	RPI 150+				
18- 7	0- 3	1- 1	OVERALL	2- 2	1- 0	14- 1				
11- 2	0- 1	0- 0	HOME	2- 1	1- 0	8- 0				
6- 3	0- 1	0- 1	AWAY	0- 0	0- 0	6- 1				
1- 2	0- 1	1- 0	NEUTRAL	0- 1	0- 0	0- 0				
6- 6	0- 3	1- 1	NON-CONFERENCE	1- 2	1- 0	3- 0				
4- 2	0- 1	0- 0	HOME	1- 1	1- 0	2- 0				
1- 2	0- 1	0- 1	AWAY	0- 0	0- 0	1- 0				
1- 2	0- 1	1- 0	NEUTRAL	0- 1	0- 0	0- 0				
12- 1	0- 0	0- 0	CONFERENCE	1- 0	0- 0	11- 1				
7- 0	0- 0	0- 0	HOME	1- 0	0- 0	6- 0				
5- 1	0- 0	0- 0	AWAY	0- 0	0- 0	5- 1				
0- 0	0- 0	0- 0	NEUTRAL	0- 0	0- 0	0- 0				

RPI 1-25				RPI 26-50				RPI 51-100 Team's RPI: 75				RPI 101+			
RPI	S	Opponent	Score	RPI	S	Opponent	Score	RPI	S	Opponent	Score	RPI	S	Opponent	Score
3	N	Stanford	59 83	46	N	South Dakota St.	84 59	63	H	Virginia	56 85	127	H	Charlotte	78 73
5	A	LSU	46 69	49	A	Southern Miss.	74 76	67	H	Stetson	72 56	151	A	USC Upstate	76 69
13	H	Saint Joseph's	64 76					79	H	South Fla.	60 55	151	H	USC Upstate	72 45
								89	N	TCU	47 68	156	A	FIU	75 55
												187	A	Northern Ky.	43 63
												209	A	Mercer	69 57
												209	H	Mercer	99 57
												214	H	Saint Francis (PA)	75 68
												233	H	Jacksonville	56 49
												263	H	Bethune-Cookman	71 38
												273	A	East Tenn. St.	70 45
												273	H	East Tenn. St.	73 58
												304	A	Kennesaw St.	69 55
												304	H	Kennesaw St.	76 42
												320	A	Lipscomb	85 67
												339	H	North Florida	54 34
LAST 12 Division I GAMES:															
304	H	Kennesaw St.	76 42	339	H	North Florida	54 34								
209	H	Mercer	99 57	233	H	Jacksonville	56 49								
151	A	USC Upstate	76 69	209	A	Mercer	69 57								
273	A	East Tenn. St.	70 45	304	A	Kennesaw St.	69 55								
187	A	Northern Ky.	43 63	151	H	USC Upstate	72 45								
320	A	Lipscomb	85 67	273	H	East Tenn. St.	73 58								

Non-Div I Games:

FGCU

■ Loss, 
 ■ Non-Conf, 
 ■ S Site, 
 ■ H Home 
 ■ A Away 
 N Neutral



Average RPI Win:	191	WON-LOST	WINNING	LAST 10	STRENGTH OF	OPP. STRENGTH	TEAM	ADJ.	CONF.	ADJ CONF.
Average RPI Loss:	40	RECORD	PCT. RANK	GAMES	SCHEDULE	OF SCHEDULE	RPI	RPI	RPI	RPI
DIV. I ONLY	17- 9	91	4- 6	71	87	76	76	1	1	
DIV. I NON-CONF.	13- 1	8	0- 0	253	323	68	68	1	1	
TOTALS	RPI 1-25	RPI 26-50	W-L RECORDS	RPI 51-100	RPI 101-150	RPI 150+				
17- 9	0- 4	4- 1	OVERALL	2- 3	1- 1	10- 0				
12- 3	0- 2	3- 0	HOME	1- 1	0- 0	8- 0				
3- 5	0- 2	0- 0	AWAY	1- 2	0- 1	2- 0				
2- 1	0- 0	1- 1	NEUTRAL	0- 0	1- 0	0- 0				
13- 1	0- 0	2- 1	NON-CONFERENCE	0- 0	1- 0	10- 0				
9- 0	0- 0	1- 0	HOME	0- 0	0- 0	8- 0				
2- 0	0- 0	0- 0	AWAY	0- 0	0- 0	2- 0				
2- 1	0- 0	1- 1	NEUTRAL	0- 0	1- 0	0- 0				
4- 8	0- 4	2- 0	CONFERENCE	2- 3	0- 1	0- 0				
3- 3	0- 2	2- 0	HOME	1- 1	0- 0	0- 0				
1- 5	0- 2	0- 0	AWAY	1- 2	0- 1	0- 0				
0- 0	0- 0	0- 0	NEUTRAL	0- 0	0- 0	0- 0				

RPI 1-25			RPI 26-50			RPI 51-100			Team's RPI: 76	RPI 101+		
RPI	S	Opponent	Score	RPI	S	Opponent	Score	RPI	S	Opponent	Score	RPI
5	A	LSU	56 65	26	H	Vanderbilt	64 62	54	A	Auburn	43 51	142
6	H	Tennessee	63 67	28	N	Middle Tenn.	48 62	54	H	Auburn	74 82	A
8	H	South Carolina	64 71	47	N	James Madison	65 52	56	A	Florida	72 82	148
11	A	Texas A&M	35 73	48	H	Georgia	80 67	70	A	Arkansas	54 50	N
				49	H	Southern Miss.	71 61	91	H	Missouri	69 62	Grand Canyon
												71 62
												153
												H
												Savannah St.
												81 63
												246
												A
												Houston
												76 68
												246
												H
												Southeastern La.
												109 57
												254
												H
												Tennessee Tech
												90 45
												275
												H
												Mississippi Val.
												98 58
												293
												H
												Jackson St.
												81 42
												316
												H
												La.-Lafayette
												78 51
												319
												A
												North Dakota St.
												72 62
												324
												H
												Alabama St.
												75 49
												344
												H
												New Orleans
												111 38

## LAST 12 Division I GAMES:

26	H	Vanderbilt	64 62	142	A	Ole Miss	85 87
54	A	Auburn	43 51	11	A	Texas A&M	35 73
8	H	South Carolina	64 71	6	H	Tennessee	63 67
48	H	Georgia	80 67	70	A	Arkansas	54 50
5	A	LSU	56 65	54	H	Auburn	74 82
91	H	Missouri	69 62	56	A	Florida	72 82

Non-Div I Games:

Mississippi St.



Average RPI Win:	125	WON-LOST	WINNING	LAST 10	STRENGTH OF	OPP. STRENGTH	TEAM	ADJ.	CONF.	ADJ CONF.
Average RPI Loss:	38	RECORD	PCT. RANK	GAMES	SCHEDULE	OF SCHEDULE	RPI	RPI	RPI	RPI
DIV. I ONLY	11- 14	193	4- 6	8	10	77	77	5	5	
DIV. I NON-CONF.	6- 6	148	0- 0	8	9	43	43	3	3	
TOTALS	RPI 1-25	RPI 26-50	W-L RECORDS	RPI 51-100	RPI 101-150	RPI 150+				
11- 14	0- 5	3- 4	OVERALL	2- 5	2- 0	4- 0				
7- 4	0- 0	2- 1	HOME	2- 3	1- 0	2- 0				
3- 7	0- 4	1- 2	AWAY	0- 1	0- 0	2- 0				
1- 3	0- 1	0- 1	NEUTRAL	0- 1	1- 0	0- 0				
6- 6	0- 2	2- 3	NON-CONFERENCE	0- 1	2- 0	2- 0				
3- 1	0- 0	1- 1	HOME	0- 0	1- 0	1- 0				
2- 2	0- 1	1- 1	AWAY	0- 0	0- 0	1- 0				
1- 3	0- 1	0- 1	NEUTRAL	0- 1	1- 0	0- 0				
5- 8	0- 3	1- 1	CONFERENCE	2- 4	0- 0	2- 0				
4- 3	0- 0	1- 0	HOME	2- 3	0- 0	1- 0				
1- 5	0- 3	0- 1	AWAY	0- 1	0- 0	1- 0				
0- 0	0- 0	0- 0	NEUTRAL	0- 0	0- 0	0- 0				

RPI 1-25				RPI 26-50				RPI 51-100 Team's RPI: 77				RPI 101+			
RPI	S	Opponent	Score	RPI	S	Opponent	Score	RPI	S	Opponent	Score	RPI	S	Opponent	Score
1	A	Notre Dame	48 90	27	H	North Carolina	68 78	51	A	Southern California	54 68	114	H	Cal Poly	96 89
3	A	Stanford	55 72	30	A	Minnesota	58 55	51	H	Southern California	54 56	148	N	Grand Canyon	62 60
16	N	North Carolina St.	49 67	31	A	Nebraska	49 77	54	N	Auburn	60 66	174	H	Utah	55 38
18	A	California	53 69	37	A	Oregon St.	54 70	65	H	Washington St.	79 72	189	A	San Diego St.	56 55
22	A	Arizona St.	57 59	37	H	Oregon St.	66 63	78	H	Washington	58 70	228	A	Arizona	67 61
				40	H	Oklahoma	82 76	94	H	Oregon	88 83	260	H	Pepperdine	82 78
				47	N	James Madison	67 77	96	H	Colorado	59 61				
LAST 12 Division I GAMES:															
				37	A	Oregon St.	54 70	37	H	Oregon St.	66 63				
				51	A	Southern California	54 68	94	H	Oregon	88 83				
				65	H	Washington St.	79 72	22	A	Arizona St.	57 59				
				78	H	Washington	58 70	228	A	Arizona	67 61				
				18	A	California	53 69	96	H	Colorado	59 61				
				3	A	Stanford	55 72	174	H	Utah	55 38				

Non-Div I Games:

UCLA

■ Loss, 
■ Non-Conf, 
■ S Site, 
■ H Home 
■ A Away 
N Neutral



Average RPI Win:	152	WON-LOST	WINNING	LAST 10	STRENGTH OF	OPP. STRENGTH	TEAM	ADJ.	CONF.	ADJ CONF.
Average RPI Loss:	52	RECORD	PCT. RANK	GAMES	SCHEDULE	OF SCHEDULE	RPI	RPI	RPI	RPI
DIV. I ONLY	15- 10	107	7- 3	79	32	78	78	5	5	
DIV. I NON-CONF.	7- 4	95	0- 0	121	94	100	100	3	3	
TOTALS	RPI 1-25	RPI 26-50	W-L RECORDS	RPI 51-100	RPI 101-150	RPI 150+				
15- 10	1- 3	0- 3	OVERALL	4- 3	2- 1	8- 0				
8- 4	1- 2	0- 0	HOME	1- 1	1- 1	5- 0				
5- 5	0- 1	0- 2	AWAY	3- 2	0- 0	2- 0				
2- 1	0- 0	0- 1	NEUTRAL	0- 0	1- 0	1- 0				
7- 4	0- 1	0- 2	NON-CONFERENCE	0- 0	2- 1	5- 0				
4- 1	0- 0	0- 0	HOME	0- 0	1- 1	3- 0				
1- 2	0- 1	0- 1	AWAY	0- 0	0- 0	1- 0				
2- 1	0- 0	0- 1	NEUTRAL	0- 0	1- 0	1- 0				
8- 6	1- 2	0- 1	CONFERENCE	4- 3	0- 0	3- 0				
4- 3	1- 2	0- 0	HOME	1- 1	0- 0	2- 0				
4- 3	0- 0	0- 1	AWAY	3- 2	0- 0	1- 0				
0- 0	0- 0	0- 0	NEUTRAL	0- 0	0- 0	0- 0				

RPI	S	Opponent	Score	RPI	S	Opponent	Score	RPI	S	Opponent	Score	RPI	S	Opponent	Score
3	H	Stanford	87 82	36	N	DePaul	66 73	51	A	Southern California	63 55	111	H	Wisconsin	80 67
11	A	Texas A&M	68 74	37	A	Oregon St.	68 75	65	A	Washington St.	80 82	124	N	Pittsburgh	76 69
18	H	California	65 70	43	A	St. Mary's (CA)	81 91	65	H	Washington St.	76 85	131	H	Portland	77 91
22	H	Arizona St.	60 78					77	A	UCLA	70 58	174	A	Utah	67 66
								94	A	Oregon	85 101	174	H	Utah	53 52
								96	A	Colorado	87 80	190	H	UC Irvine	72 69
								96	H	Colorado	81 71	192	H	Montana St.	83 60
												228	H	Arizona	55 52
												231	H	Seattle	82 60
												246	A	Houston	66 55
												285	N	La.-Monroe	81 77
LAST 12 Division I GAMES:															
174	A	Utah	67 66	94	A	Oregon	85 101								
96	A	Colorado	87 80	37	A	Oregon St.	68 75								
3	H	Stanford	87 82	96	H	Colorado	81 71								
18	H	California	65 70	174	H	Utah	53 52								
51	A	Southern California	63 55	65	H	Washington St.	76 85								
77	A	UCLA	70 58	65	A	Washington St.	80 82								

Non-Div I Games:

Washington

■ Loss, 
 ■ Non-Conf, 
 ■ S Site, 
 ■ H Home 
 ■ A Away 
 N Neutral



Average RPI Win:	181	WON-LOST	WINNING	LAST 10	STRENGTH OF	OPP. STRENGTH	TEAM	ADJ.	CONF.	ADJ CONF.
Average RPI Loss:	46	RECORD	PCT. RANK	GAMES	SCHEDULE	OF SCHEDULE	RPI	RPI	RPI	RPI
DIV. I ONLY	13- 11	137	6- 4	31	78	79	79	6	6	
DIV. I NON-CONF.	5- 6	173	0- 0	43	176	157	157	6	6	
TOTALS	RPI 1-25	RPI 26-50	W-L RECORDS	RPI 51-100	RPI 101-150	RPI 150+				
13- 11	0- 6	0- 1	OVERALL	3- 2	2- 2	8- 0				
8- 6	0- 3	0- 1	HOME	2- 1	1- 1	5- 0				
5- 4	0- 2	0- 0	AWAY	1- 1	1- 1	3- 0				
0- 1	0- 1	0- 0	NEUTRAL	0- 0	0- 0	0- 0				
5- 6	0- 2	0- 1	NON-CONFERENCE	1- 1	0- 2	4- 0				
4- 3	0- 1	0- 1	HOME	1- 0	0- 1	3- 0				
1- 2	0- 0	0- 0	AWAY	0- 1	0- 1	1- 0				
0- 1	0- 1	0- 0	NEUTRAL	0- 0	0- 0	0- 0				
8- 5	0- 4	0- 0	CONFERENCE	2- 1	2- 0	4- 0				
4- 3	0- 2	0- 0	HOME	1- 1	1- 0	2- 0				
4- 2	0- 2	0- 0	AWAY	1- 0	1- 0	2- 0				
0- 0	0- 0	0- 0	NEUTRAL	0- 0	0- 0	0- 0				

RPI	S	Opponent	Score	RPI	S	Opponent	Score	RPI	S	Opponent	Score	RPI	S	Opponent	Score
2	A	UConn	53 81	28	H	Middle Tenn.	62 68	52	H	Rutgers	53 66	133	H	Cincinnati	57 48
2	H	UConn	38 63					67	H	Stetson	72 68	137	A	Memphis	71 58
7	A	Louisville	59 79					72	H	Temple	64 51	140	A	Col. of Charleston	64 71
7	H	Louisville	54 62					75	A	FGCU	55 60	144	H	Clemson	63 68
20	H	Maryland	70 78					80	A	SMU	76 62	169	A	UCF	63 38
25	N	Oklahoma St.	56 75									169	H	UCF	89 54
												233	H	Jacksonville	82 53
												246	A	Houston	77 54
												246	H	Houston	71 53
												264	A	Bradley	87 63
												265	H	N.C. Central	93 35
												276	H	Central Conn. St.	81 47
LAST 12 Division I GAMES:															
2	H	UConn	38 63	133	H	Cincinnati	57 48								
169	H	UCF	89 54	169	A	UCF	63 38								
137	A	Memphis	71 58	7	H	Louisville	54 62								
7	A	Louisville	59 79	72	H	Temple	64 51								
246	H	Houston	71 53	80	A	SMU	76 62								
2	A	UConn	53 81	246	A	Houston	77 54								

Non-Div I Games:

South Fla.

■ Loss, 
 ■ Non-Conf, S Site, 
 ■ Home 
 ■ Away 
 N Neutral



SMU										
Average RPI Win:	183	WON-LOST	WINNING	LAST 10	STRENGTH OF	OPP. STRENGTH	TEAM	ADJ.	CONF.	ADJ CONF.
Average RPI Loss:	49	RECORD	PCT. RANK	GAMES	SCHEDULE	OF SCHEDULE	RPI	RPI	RPI	RPI
DIV. I ONLY	15- 10	107	4- 6	87	51	80	80	6	6	
DIV. I NON-CONF.	9- 2	44	0- 0	173	84	48	48	6	6	
-----										
TOTALS	RPI 1-25	RPI 26-50	W-L RECORDS	RPI 51-100	RPI 101-150	RPI 150+				
15- 10	0- 4	0- 1	OVERALL	2- 4	5- 0	8- 1				
9- 3	0- 1	0- 0	HOME	2- 2	2- 0	5- 0				
5- 6	0- 2	0- 1	AWAY	0- 2	2- 0	3- 1				
1- 1	0- 1	0- 0	NEUTRAL	0- 0	1- 0	0- 0				
9- 2	0- 1	0- 1	NON-CONFERENCE	1- 0	2- 0	6- 0				
5- 0	0- 0	0- 0	HOME	1- 0	0- 0	4- 0				
3- 1	0- 0	0- 1	AWAY	0- 0	1- 0	2- 0				
1- 1	0- 1	0- 0	NEUTRAL	0- 0	1- 0	0- 0				
6- 8	0- 3	0- 0	CONFERENCE	1- 4	3- 0	2- 1				
4- 3	0- 1	0- 0	HOME	1- 2	2- 0	1- 0				
2- 5	0- 2	0- 0	AWAY	0- 2	1- 0	1- 1				
0- 0	0- 0	0- 0	NEUTRAL	0- 0	0- 0	0- 0				

RPI 1-25				RPI 26-50				RPI 51-100				RPI 101+			
RPI	S	Opponent	Score	RPI	S	Opponent	Score	RPI	S	Opponent	Score	RPI	S	Opponent	Score
2	A	UConn	41 102	41	A	UTEP	71 76	52	A	Rutgers	54 64	119	N	Kansas St.	68 57
6	N	Tennessee	47 87					52	H	Rutgers	64 65	133	A	Cincinnati	54 43
7	A	Louisville	51 71					72	A	Temple	66 80	133	H	Cincinnati	66 47
7	H	Louisville	66 81					72	H	Temple	85 75	137	H	Memphis	80 75
								79	H	South Fla.	62 76	139	A	Eastern Wash.	75 70
								89	H	TCU	72 68	169	A	UCF	54 59
												201	A	Stephen F. Austin	81 69
												207	H	Lamar	82 79
												222	A	North Texas	84 79
												246	A	Houston	73 60
												246	H	Southeastern La.	82 39
												246	H	Houston	67 50
												275	H	Mississippi Val.	91 52
												287	H	Grambling	87 65
LAST 12 Division I GAMES:															
246	H	Houston	67 50	246	A	Houston	73 60								
169	A	UCF	54 59	7	H	Louisville	66 81								
52	H	Rutgers	64 65	72	A	Temple	66 80								
2	A	UConn	41 102	52	A	Rutgers	54 64								
72	H	Temple	85 75	137	H	Memphis	80 75								
133	H	Cincinnati	66 47	79	H	South Fla.	62 76								

Non-Div I Games:

SMU

■ Loss, 
 ■ Non-Conf, 
 ■ S Site, 
 ■ H Home 
 ■ A Away 
 N Neutral



T  
u  
l  
a  
n  
e

Tulane				Through Games Of Feb. 16, 2014							
Average RPI Win:	192	WON-LOST	WINNING	LAST 10	STRENGTH OF	OPP. STRENGTH	TEAM	ADJ.	CONF.	ADJ CONF.	
Average RPI Loss:	53	RECORD	PCT. RANK	GAMES	SCHEDULE	OF SCHEDULE	RPI	RPI	RPI	RPI	
DIV. I ONLY		18- 6	49	8- 2	174	86	81	81	10	10	
DIV. I NON-CONF.		8- 4	87	0- 0	264	42	151	151	11	11	
<hr/>											
TOTALS		RPI 1-25		RPI 26-50		W-L RECORDS		RPI 51-100		RPI 101-150 RPI 150+	
18- 6		0- 2		1- 1		OVERALL		1- 2		2- 1 14- 0	
9- 4		0- 1		1- 1		HOME		0- 1		0- 1 8- 0	
7- 2		0- 1		0- 0		AWAY		0- 1		2- 0 5- 0	
2- 0		0- 0		0- 0		NEUTRAL		1- 0		0- 0 1- 0	
8- 4		0- 2		0- 0		NON-CONFERENCE		1- 1		0- 1 7- 0	
5- 2		0- 1		0- 0		HOME		0- 0		0- 1 5- 0	
1- 2		0- 1		0- 0		AWAY		0- 1		0- 0 1- 0	
2- 0		0- 0		0- 0		NEUTRAL		1- 0		0- 0 1- 0	
10- 2		0- 0		1- 1		CONFERENCE		0- 1		2- 0 7- 0	
4- 2		0- 0		1- 1		HOME		0- 1		0- 0 3- 0	
6- 0		0- 0		0- 0		AWAY		0- 0		2- 0 4- 0	
0- 0		0- 0		0- 0		NEUTRAL		0- 0		0- 0 0- 0	
<hr/>											
RPI 1-25				RPI 26-50				RPI 51-100 Team's RPI: 81		RPI 101+	
RPI S	Opponent		Score	RPI S	Opponent		Score	RPI S	Opponent		Score
5	H	LSU	35 63	41	H	UTEP	72 86	54	A	Auburn	52 62
16	A	North Carolina St.	55 69	49	H	Southern Miss.	73 71	61	H	East Carolina	65 69
								63	N	Virginia	79 72
<hr/>											
<hr/>											
<hr/>											
<hr/>											
<hr/>											
<hr/>											
<hr/>											
<hr/>											
<hr/>											
<hr/>											
<hr/>											
<hr/>											
<hr/>											
<hr/>											
<hr/>											
<hr/>											
<hr/>											
<hr/>											
<hr/>											
<hr/>											
<hr/>											
<hr/>											
<hr/>											
<hr/>											
<hr/>											
<hr/>											
<hr/>											
<hr/>											
<hr/>											
<hr/>											
<hr/>											
<hr/>											
<hr/>											
<hr/>											
<hr/>											
<hr/>											
<hr/>											
<hr/>											
<hr/>											
<hr/>											
<hr/>											
<hr/>											
<hr/>											
<hr/>											
<hr/>											
<hr/>											
<hr/>											
<hr/>											
<hr/>											
<hr/>											
<hr/>											
<hr/>											
<hr/>											
<hr/>											
<hr/>											
<hr/>											
<hr/>											
<hr/>											
<hr/>											
<hr/>											
<hr/>											
<hr/>											
<hr/>											
<hr/>											
<hr/>											
<hr/>											
<hr/>											
<hr/>											
<hr/>											
<hr/>											
<hr/>											
<hr/>											
<hr/>											
<hr/>											
<hr/>											
<hr/>											
<hr/>											
<hr/>											
<hr/>											
<hr/>											
<hr/>											
<hr/>											
<hr/>											
<hr/>											
<hr/>											
<hr/>											
<hr/>											
<hr/>											
<hr/>											
<hr/>											
<hr/>											
<hr/>											
<hr/>											
<hr/>											
<hr/>											
<hr/>											
<hr/>											
<hr/>											
<hr/>											
<hr/>											
<hr/>											
<hr/>											
<hr/>											
<hr/>											
<hr/>											
<hr/>											
<hr/>											
<hr/>											
<hr/>											
<hr/>											
<hr/>											
<hr/>											
<hr/>											
<hr/>											
<hr/>											
<hr/>											
<hr/>											
<hr/>											
<hr/>											
<hr/>											
<hr/>											
<hr/>											
<hr/>											
<hr/>											
<hr/>											
<hr/>											
<hr/>											
<hr/>											
<hr/>											
<hr/>											
<hr/>											
<hr/>											
<hr/>											
<hr/>											
<hr/>											
<hr/>											
<hr/>											
<hr/>											
<hr/>											
<hr/>											
<hr/>											
<hr/>											
<hr/>											
<hr/>											
<hr/>											
<hr/>											
<hr/>											
<hr/>											
<hr/>											
<hr/>											
<hr/>											
<hr/>											
<hr/>											
<hr/>											
<hr/>											
<hr/>											
<hr/>											
<hr/>											
<hr/>											
<hr/>											
<hr/>											
<hr/>											
<hr/>											
<hr/>											
<hr/>											
<hr/>											
<hr/>											
<hr/>											
<hr/>											
<hr/>											
<hr/>											
<hr/>											
<hr/>											
<hr/>											
<hr/>											
<hr/>											
<hr/>											
<hr/>											
<hr/>											
<hr/>											
<hr/>											
<hr/>											
<hr/>											
<hr/>											
<hr/>											
<hr/>											
<hr/>											
<hr/>											
<hr/>											
<hr/>											
<hr/>											
<hr/>											
<hr/>											
<hr/>											
<hr/>											
<hr/>											
<hr/>											
<hr/>											
<hr/>											
<hr/>											
<hr/>											
<hr/>											
<hr/>											
<hr/>											
<hr/>											
<hr/>											
<hr/>											
<hr/>											
<hr/>											
<hr/>											
<hr/>											
<hr/>											
<hr/>											
<hr/>											
<hr/>											
<hr/>											
<hr/>											
<hr/>											
<hr/>											
<hr/>											
<hr/>											
<hr/>											
<hr/>											
<hr/>											
<hr/>											
<hr/>											
<hr/>											
<hr/>											
<hr/>											
<hr/>											
<hr/>											
<hr/>											
<hr/>											
<hr/>											
<hr/>											
<hr/>											
<hr/>											
<hr/>											
<hr/>											
<hr/>											



## Northwestern

Through Games Of Feb. 16, 2014

Non-Conference				Through Games Of Feb. 10, 1911						
Average RPI Win:	145	WON-LOST	WINNING	LAST 10	STRENGTH OF	OPP. STRENGTH	TEAM	ADJ.	CONF.	ADJ CONF.
Average RPI Loss:	52	RECORD	PCT. RANK	GAMES	SCHEDULE	OF SCHEDULE	RPI	RPI	RPI	RPI
DIV. I ONLY	14- 11	126	3- 7	30	67	82	82	3	3	
DIV. I NON-CONF.	10- 3	58	0- 0	89	179	70	70	4	4	
<hr/>										
TOTALS	RPI 1-25		RPI 26-50	W-L RECORDS	RPI 51-100	RPI 101-150	RPI 150+			
14- 11	1- 4		2- 4	OVERALL	1- 1	4- 0	6- 2			
11- 5	1- 2		2- 1	HOME	0- 1	4- 0	4- 1			
2- 5	0- 2		0- 3	AWAY	1- 0	0- 0	1- 0			
1- 1	0- 0		0- 0	NEUTRAL	0- 0	0- 0	1- 1			
10- 3	0- 2		1- 0	NON-CONFERENCE	0- 0	3- 0	6- 1			
8- 1	0- 1		1- 0	HOME	0- 0	3- 0	4- 0			
1- 1	0- 1		0- 0	AWAY	0- 0	0- 0	1- 0			
1- 1	0- 0		0- 0	NEUTRAL	0- 0	0- 0	1- 1			
4- 8	1- 2		1- 4	CONFERENCE	1- 1	1- 0	0- 1			
3- 4	1- 1		1- 1	HOME	0- 1	1- 0	0- 1			
1- 4	0- 1		0- 3	AWAY	1- 0	0- 0	0- 0			
0- 0	0- 0		0- 0	NEUTRAL	0- 0	0- 0	0- 0			

RPI 1-25				RPI 26-50				RPI 51-100				RPI 101+			
RPI	S	Opponent	Score	RPI	S	Opponent	Score	RPI	S	Opponent	Score	RPI	S	Opponent	Score
9	A	Purdue	65 90	29	A	Iowa	84 90	53	A	Indiana	58 52	107	H	IUPUI	72 61
9	H	Purdue	71 68	30	A	Minnesota	59 94	86	H	Michigan	68 70	111	H	Wisconsin	74 58
10	H	Penn St.	75 79	30	H	Minnesota	64 82					125	H	Lafayette	66 64
16	H	North Carolina St.	61 76	31	A	Nebraska	65 66					129	H	Ill.-Chicago	79 63
18	A	California	51 65	31	H	Nebraska	63 59					152	N	Indiana St.	67 70
				36	H	DePaul	82 79					158	H	Illinois	74 76
												172	H	Hofstra	74 57
												188	N	Northeastern	73 46
												225	H	UNLV	57 53
												226	A	Loyola Chicago	90 57
												268	H	Oral Roberts	84 54
												346	H	Chicago St.	64 33
LAST 12 Division I GAMES:															
30	H	Minnesota	64 82	9	A	Purdue	65 90								
29	A	Iowa	84 90	111	H	Wisconsin	74 58								
86	H	Michigan	68 70	158	H	Illinois	74 76								
10	H	Penn St.	75 79	30	A	Minnesota	59 94								
53	A	Indiana	58 52	9	H	Purdue	71 68								
31	H	Nebraska	63 59	31	A	Nebraska	65 66								

Non-Div I Games:

Northwestern

■ Loss, 
■ Non-Conf, S Site, 
■ Home 
■ Away 
N Neutral



Average RPI Win:	158	WON-LOST	WINNING	LAST 10	STRENGTH OF	OPP. STRENGTH	TEAM	ADJ.	CONF.	ADJ CONF.
Average RPI Loss:	52	RECORD	PCT. RANK	GAMES	SCHEDULE	OF SCHEDULE	RPI	RPI	RPI	RPI
DIV. I ONLY	13- 12	155	4- 6	29	50	83	83	2	2	
DIV. I NON-CONF.	8- 5	109	0- 0	137	124	155	155	2	2	
TOTALS	RPI 1-25	RPI 26-50	W-L RECORDS	RPI 51-100	RPI 101-150	RPI 150+				
13- 12	1- 4	2- 4	OVERALL	2- 1	2- 3	6- 0				
8- 7	1- 2	0- 3	HOME	1- 1	1- 1	5- 0				
5- 5	0- 2	2- 1	AWAY	1- 0	1- 2	1- 0				
0- 0	0- 0	0- 0	NEUTRAL	0- 0	0- 0	0- 0				
8- 5	0- 1	0- 2	NON-CONFERENCE	1- 1	1- 1	6- 0				
7- 3	0- 0	0- 1	HOME	1- 1	1- 1	5- 0				
1- 2	0- 1	0- 1	AWAY	0- 0	0- 0	1- 0				
0- 0	0- 0	0- 0	NEUTRAL	0- 0	0- 0	0- 0				
5- 7	1- 3	2- 2	CONFERENCE	1- 0	1- 2	0- 0				
1- 4	1- 2	0- 2	HOME	0- 0	0- 0	0- 0				
4- 3	0- 1	2- 0	AWAY	1- 0	1- 2	0- 0				
0- 0	0- 0	0- 0	NEUTRAL	0- 0	0- 0	0- 0				

RPI 1-25				RPI 26-50				RPI 51-100 Team's RPI: 83				RPI 101+			
RPI	S	Opponent	Score	RPI	S	Opponent	Score	RPI	S	Opponent	Score	RPI	S	Opponent	Score
1	A	Notre Dame	52 79	27	A	North Carolina	83 80	69	H	Penn	66 67	108	A	Boston College	62 63
4	H	Duke	75 76	28	H	Middle Tenn.	55 61	91	H	Missouri	74 68	122	A	Virginia Tech	64 62
16	H	North Carolina St.	80 71	30	A	Minnesota	67 74	99	A	Wake Forest	84 53	130	H	Richmond	50 57
20	H	Maryland	52 67	32	A	Florida St.	76 73					144	A	Clemson	52 60
22	A	Arizona St.	73 75	32	H	Florida St.	63 68					146	H	St. Francis Brooklyn	78 57
				38	H	Georgia Tech	87 89					165	H	Coppin St.	63 58
LAST 12 Division I GAMES:															
32	A	Florida St.	76 73	1	A	Notre Dame	52 79					208	H	Yale	91 67
20	H	Maryland	52 67	16	H	North Carolina St.	80 71					227	A	Oakland	86 68
38	H	Georgia Tech	87 89	108	A	Boston College	62 63					261	H	New Mexico	67 50
27	A	North Carolina	83 80	122	A	Virginia Tech	64 62					323	H	Morgan St.	80 42
4	H	Duke	75 76	32	H	Florida St.	63 68					339	H	North Florida	79 39
144	A	Clemson	52 60	99	A	Wake Forest	84 53								

Non-Div I Games:

Miami (FL)

■ Loss, 
 ■ Non-Conf, 
 ■ S Site, 
 ■ H Home 
 ■ A Away 
 N Neutral



## Pacific

Through Games Of Feb. 16, 2014

Average RPI Win:	153	WON-LOST	WINNING	LAST 10	STRENGTH OF	OPP. STRENGTH	TEAM	ADJ.	CONF.	ADJ CONF.
Average RPI Loss:	73	RECORD	PCT. RANK	GAMES	SCHEDULE	OF SCHEDULE	RPI	RPI	RPI	RPI
DIV. I ONLY	12- 10	133	8- 2	47	81	84	84	8	8	
DIV. I NON-CONF.	3- 5	225	0- 0	48	23	153	153	8	8	
TOTALS	RPI 1-25	RPI 26-50	W-L RECORDS	RPI 51-100	RPI 101-150	RPI 150+				
12- 10	0- 2	4- 3	OVERALL	0- 2	1- 2	7- 1				
5- 5	0- 1	2- 1	HOME	0- 0	0- 2	3- 1				
6- 4	0- 1	2- 1	AWAY	0- 2	0- 0	4- 0				
1- 1	0- 0	0- 1	NEUTRAL	0- 0	1- 0	0- 0				
3- 5	0- 1	0- 1	NON-CONFERENCE	0- 2	1- 1	2- 0				
2- 1	0- 0	0- 0	HOME	0- 0	0- 1	2- 0				
0- 3	0- 1	0- 0	AWAY	0- 2	0- 0	0- 0				
1- 1	0- 0	0- 1	NEUTRAL	0- 0	1- 0	0- 0				
9- 5	0- 1	4- 2	CONFERENCE	0- 0	0- 1	5- 1				
3- 4	0- 1	2- 1	HOME	0- 0	0- 1	1- 1				
6- 1	0- 0	2- 1	AWAY	0- 0	0- 0	4- 0				
0- 0	0- 0	0- 0	NEUTRAL	0- 0	0- 0	0- 0				

RPI 1-25				RPI 26-50				RPI 51-100				Team's RPI: 84	RPI 101+			
RPI	S	Opponent	Score	RPI	S	Opponent	Score	RPI	S	Opponent	Score		RPI	S	Opponent	Score
18	A	California	66 68	32	N	Florida St.	66 73	58	A	Fordham	63 84		105	H	Hawaii	70 81
19	H	Gonzaga	68 83	39	A	BYU	75 62	64	A	Iona	70 83		130	N	Richmond	59 57
				39	H	BYU	57 88						131	H	Portland	65 73
				43	A	St. Mary's (CA)	88 71						166	A	San Francisco	80 67
				43	H	St. Mary's (CA)	91 80						171	H	UC Davis	86 78
				45	A	San Diego	70 75						219	A	Loyola Marymount	102 95
				45	H	San Diego	80 70						219	H	Loyola Marymount	84 90
													228	H	Arizona	75 66
													235	A	Santa Clara	88 68
													260	A	Pepperdine	91 67
													260	H	Pepperdine	75 64
LAST 12 Division I GAMES:																
219	A	Loyola Marymount	102 95	260	H	Pepperdine	75 64	219	H	Loyola Marymount	84 90					
260	A	Pepperdine	91 67	235	A	Santa Clara	88 68	166	A	San Francisco	80 67					
43	A	St. Mary's (CA)	88 71	45	A	San Diego	70 75	39	A	BYU	75 62					
39	H	BYU	57 88													
45	H	San Diego	80 70													
43	H	St. Mary's (CA)	91 80													

Non-Div I Games: Notre Dame de Namur 102 41 Cal St. Stanislaus 95 65

Pacific

Loss, Non-Conf, S Site, H Home A Away N Neutral



RPI 1-25				RPI 26-50				RPI 51-100				Team's RPI: 85		RPI 101+			
RPI	S	Opponent	Score	RPI	S	Opponent	Score	RPI	S	Opponent	Score	RPI	S	Opponent	Score		
								67	N	Stetson	73 68	130	H	Richmond	69 60		
								71	A	Quinnipiac	63 77	153	A	Savannah St.	75 61		
								100	A	George Washington	54 80	162	A	Florida A&M	51 55		
												162	H	Florida A&M	82 77		
												163	H	Davidson	62 53		
												165	H	Coppin St.	50 59		
												175	H	Campbell	62 47		
												177	A	Elon	58 57		
												240	N	Georgia St.	74 49		
												251	A	Howard	69 48		
												256	H	Appalachian St.	62 43		
												263	A	Bethune-Cookman	69 55		
												263	H	Bethune-Cookman	66 35		
												265	A	N.C. Central	59 47		
												295	A	William & Mary	60 58		
												296	A	UNC Asheville	83 57		
												303	H	Delaware St.	50 47		
												318	A	UMES	73 63		
												323	H	Morgan St.	78 48		
LAST 12 Division I GAMES:																	
				153	A	Savannah St.	75 61					323	H	Morgan St.	78 48		
				263	H	Bethune-Cookman	66 35					265	A	N.C. Central	59 47		
				162	H	Florida A&M	82 77					303	H	Delaware St.	50 47		
				251	A	Howard	69 48					162	A	Florida A&M	51 55		
				318	A	UMES	73 63					263	A	Bethune-Cookman	69 55		
				165	H	Coppin St.	50 59					175	H	Campbell	62 47		

N.C. A&T

Page 85



Average RPI Win:	163	WON-LOST	WINNING	LAST 10	STRENGTH OF	OPP. STRENGTH	TEAM	ADJ.	CONF.	ADJ CONF.
Average RPI Loss:	45	RECORD	PCT. RANK	GAMES	SCHEDULE	OF SCHEDULE	RPI	RPI	RPI	RPI
DIV. I ONLY	16- 10	102	5- 5	96	15	86	86	3	3	
DIV. I NON-CONF.	9- 4	81	0- 0	183	72	112	112	4	4	
TOTALS	RPI 1-25	RPI 26-50	W-L RECORDS	RPI 51-100	RPI 101-150	RPI 150+				
16- 10	1- 3	0- 5	OVERALL	3- 1	3- 0	9- 1				
6- 7	0- 2	0- 3	HOME	0- 1	2- 0	4- 1				
8- 1	1- 0	0- 1	AWAY	3- 0	1- 0	3- 0				
2- 2	0- 1	0- 1	NEUTRAL	0- 0	0- 0	2- 0				
9- 4	0- 2	0- 1	NON-CONFERENCE	1- 0	1- 0	7- 1				
4- 2	0- 1	0- 0	HOME	0- 0	1- 0	3- 1				
3- 0	0- 0	0- 0	AWAY	1- 0	0- 0	2- 0				
2- 2	0- 1	0- 1	NEUTRAL	0- 0	0- 0	2- 0				
7- 6	1- 1	0- 4	CONFERENCE	2- 1	2- 0	2- 0				
2- 5	0- 1	0- 3	HOME	0- 1	1- 0	1- 0				
5- 1	1- 0	0- 1	AWAY	2- 0	1- 0	1- 0				
0- 0	0- 0	0- 0	NEUTRAL	0- 0	0- 0	0- 0				

RPI 1-25				RPI 26-50				RPI 51-100				Team's RPI: 86	RPI 101+			
RPI	S	Opponent	Score	RPI	S	Opponent	Score	RPI	S	Opponent	Score		RPI	S	Opponent	Score
1	H	Notre Dame	64 86	30	H	Minnesota	69 85	55	A	Ohio St.	64 49		111	A	Wisconsin	60 44
5	N	LSU	62 64	31	A	Nebraska	51 84	55	H	Ohio St.	50 61		111	H	Wisconsin	70 62
9	A	Purdue	65 49	31	H	Nebraska	68 76	63	A	Virginia	73 53		124	H	Pittsburgh	83 75
9	H	Purdue	56 65	34	N	Bowling Green	52 63	82	A	Northwestern	70 68		158	A	Illinois	70 63
				42	H	Michigan St.	72 79						158	H	Illinois	69 60
													179	H	Eastern Mich.	89 75
													182	H	Southern U.	83 59
													215	H	Xavier	75 79
													228	N	Arizona	73 71
													244	N	Texas Tech	82 71
													248	A	Western Mich.	73 45
													311	H	Alcorn	76 31
													337	A	Detroit	83 63
LAST 12 Division I GAMES:																
158	A	Illinois	70 63	111	A	Wisconsin	60 44									
31	H	Nebraska	68 76	55	H	Ohio St.	50 61									
9	H	Purdue	56 65	158	H	Illinois	69 60									
82	A	Northwestern	70 68	9	A	Purdue	65 49									
30	H	Minnesota	69 85	42	H	Michigan St.	72 79									
31	A	Nebraska	51 84	111	H	Wisconsin	70 62									

Non-Div I Games:

Michigan

■ Loss, 
■ Non-Conf, 
■ S Site, 
■ H Home 
■ A Away 
N Neutral



**A**

**A**

**A**

m

$$\mathbf{y}$$

Non-Div I Games:	Staten Island	108	64
------------------	---------------	-----	----

Army



Average RPI Win: <b>224</b>	WON-LOST	WINNING	LAST 10	STRENGTH OF	OPP. STRENGTH	TEAM	ADJ.	CONF.	ADJ CONF.
Average RPI Loss: <b>94</b>	RECORD	PCT. RANK	GAMES	SCHEDULE	OF SCHEDULE	RPI	RPI	RPI	RPI
DIV. I ONLY	17- 7	65	7- 3	149	223	88	88	21	21
DIV. I NON-CONF.	10- 4	75	1- 1	115	201	74	74	20	20
TOTALS	RPI 1-25	RPI 26-50	W-L RECORDS	RPI 51-100	RPI 101-150	RPI 150+			
17- 7	1- 2	1- 1	OVERALL	0- 0	3- 2	12- 2			
9- 2	0- 0	0- 0	HOME	0- 0	2- 1	7- 1			
6- 4	0- 2	0- 0	AWAY	0- 0	1- 1	5- 1			
2- 1	1- 0	1- 1	NEUTRAL	0- 0	0- 0	0- 0			
10- 4	1- 2	1- 1	NON-CONFERENCE	0- 0	1- 1	7- 0			
5- 1	0- 0	0- 0	HOME	0- 0	1- 1	4- 0			
3- 2	0- 2	0- 0	AWAY	0- 0	0- 0	3- 0			
2- 1	1- 0	1- 1	NEUTRAL	0- 0	0- 0	0- 0			
7- 3	0- 0	0- 0	CONFERENCE	0- 0	2- 1	5- 2			
4- 1	0- 0	0- 0	HOME	0- 0	1- 0	3- 1			
3- 2	0- 0	0- 0	AWAY	0- 0	1- 1	2- 1			
0- 0	0- 0	0- 0	NEUTRAL	0- 0	0- 0	0- 0			

RPI 1-25				RPI 26-50				RPI 51-100				Team's RPI: 88		RPI 101+			
RPI	S	Opponent	Score	RPI	S	Opponent	Score	RPI	S	Opponent	Score			RPI	S	Opponent	Score
7	A	Louisville	40 99	28	N	Middle Tenn.	62 69							103	A	Green Bay	67 69
16	N	North Carolina St.	99 90	47	N	James Madison	79 77							112	H	Akron	90 80
21	A	Dayton	85 112											129	A	Ill.-Chicago	77 74
														129	H	Ill.-Chicago	103 91
														137	H	Memphis	75 83
														181	A	Cleveland St.	93 100
														181	H	Cleveland St.	82 98
														215	H	Xavier	79 54
														227	H	Oakland	94 85
														232	H	Youngstown St.	93 81
														243	H	Miami (OH)	90 63
														249	H	Gardner-Webb	90 77
														264	H	Bradley	87 71
														284	A	Milwaukee	69 64
														313	A	Murray St.	95 69
														327	A	Valparaiso	79 65
														335	A	Southern Ill.	67 64
														337	H	Detroit	82 57
														346	A	Chicago St.	84 62
LAST 12 Division I GAMES:																	
				129	H	Ill.-Chicago	103 91					327	A	Valparaiso	79 65		
				181	A	Cleveland St.	93 100					181	H	Cleveland St.	82 98		
				232	H	Youngstown St.	93 81					227	H	Oakland	94 85		
				129	A	Ill.-Chicago	77 74					337	H	Detroit	82 57		
				103	A	Green Bay	67 69					21	A	Dayton	85 112		
				284	A	Milwaukee	69 64					346	A	Chicago St.	84 62		

Non-Div I Games: Marian (IN) 90 37

Wright St.



TCUTCU

TCU

Page 89



Average RPI Win:	172	WON-LOST	WINNING	LAST 10	STRENGTH OF	OPP. STRENGTH	TEAM	ADJ.	CONF.	ADJ CONF.
Average RPI Loss:	37	RECORD	PCT. RANK	GAMES	SCHEDULE	OF SCHEDULE	RPI	RPI	RPI	RPI
DIV. I ONLY	11- 14	193	4- 6	13	52	90	90	1	1	
DIV. I NON-CONF.	7- 6	142	0- 0	69	154	122	122	1	1	
TOTALS	RPI 1-25	RPI 26-50	W-L RECORDS	RPI 51-100	RPI 101-150	RPI 150+				
11- 14	1- 6	1- 3	OVERALL	1- 5	2- 0	6- 0				
7- 5	0- 3	1- 0	HOME	0- 2	2- 0	4- 0				
2- 8	1- 3	0- 3	AWAY	1- 2	0- 0	0- 0				
2- 1	0- 0	0- 0	NEUTRAL	0- 1	0- 0	2- 0				
7- 6	0- 1	0- 3	NON-CONFERENCE	0- 2	1- 0	6- 0				
5- 1	0- 0	0- 0	HOME	0- 1	1- 0	4- 0				
0- 4	0- 1	0- 3	AWAY	0- 0	0- 0	0- 0				
2- 1	0- 0	0- 0	NEUTRAL	0- 1	0- 0	2- 0				
4- 8	1- 5	1- 0	CONFERENCE	1- 3	1- 0	0- 0				
2- 4	0- 3	1- 0	HOME	0- 1	1- 0	0- 0				
2- 4	1- 2	0- 0	AWAY	1- 2	0- 0	0- 0				
0- 0	0- 0	0- 0	NEUTRAL	0- 0	0- 0	0- 0				

RPI 1-25				RPI 26-50				RPI 51-100 Team's RPI: 90				RPI 101+			
RPI	S	Opponent	Score	RPI	S	Opponent	Score	RPI	S	Opponent	Score	RPI	S	Opponent	Score
4	A	Duke	57 92	31	A	Nebraska	48 62	54	H	Auburn	39 61	111	H	Wisconsin	70 62
6	H	Tennessee	54 64	43	A	St. Mary's (CA)	76 86	56	A	Florida	67 75	142	H	Ole Miss	93 79
8	A	South Carolina	51 77	44	A	Chattanooga	70 82	66	N	Princeton	59 79	165	N	Coppin St.	82 60
11	A	Texas A&M	58 73	48	H	Georgia	69 66	70	A	Arkansas	55 75	233	H	Jacksonville	75 62
11	H	Texas A&M	46 71					91	A	Missouri	59 56	238	N	Cal St. Fullerton	69 54
15	A	Kentucky	57 55					95	H	UT Martin	57 75	246	H	Houston	51 44
15	H	Kentucky	63 85									255	H	Troy	113 105
												347	H	Alabama A&M	60 32
LAST 12 Division I GAMES:															
11	H	Texas A&M	46 71	15	A	Kentucky	57 55								
70	A	Arkansas	55 75	8	A	South Carolina	51 77								
91	A	Missouri	59 56	54	H	Auburn	39 61								
6	H	Tennessee	54 64	142	H	Ole Miss	93 79								
56	A	Florida	67 75	11	A	Texas A&M	58 73								
48	H	Georgia	69 66	15	H	Kentucky	63 85								

Non-Div I Games:

Alabama

■ Loss, 
 ■ Non-Conf, 
 ■ S Site, 
 ■ H Home 
 ■ A Away 
 N Neutral



Average RPI Win:	195	WON-LOST	WINNING	LAST 10	STRENGTH OF	OPP. STRENGTH	TEAM	ADJ.	CONF.	ADJ CONF.
Average RPI Loss:	52	RECORD	PCT. RANK	GAMES	SCHEDULE	OF SCHEDULE	RPI	RPI	RPI	RPI
DIV. I ONLY	15- 10	107	3- 7	90	63	91	91	1	1	
DIV. I NON-CONF.	11- 2	31	0- 0	300	269	92	92	1	1	
TOTALS	RPI 1-25	RPI 26-50	W-L RECORDS	RPI 51-100	RPI 101-150	RPI 150+				
15- 10	0- 5	2- 0	OVERALL	2- 4	1- 0	10- 1				
10- 4	0- 2	2- 0	HOME	0- 2	0- 0	8- 0				
4- 6	0- 3	0- 0	AWAY	2- 2	1- 0	1- 1				
1- 0	0- 0	0- 0	NEUTRAL	0- 0	0- 0	1- 0				
11- 2	0- 0	0- 0	NON-CONFERENCE	1- 1	0- 0	10- 1				
8- 0	0- 0	0- 0	HOME	0- 0	0- 0	8- 0				
2- 2	0- 0	0- 0	AWAY	1- 1	0- 0	1- 1				
1- 0	0- 0	0- 0	NEUTRAL	0- 0	0- 0	1- 0				
4- 8	0- 5	2- 0	CONFERENCE	1- 3	1- 0	0- 0				
2- 4	0- 2	2- 0	HOME	0- 2	0- 0	0- 0				
2- 4	0- 3	0- 0	AWAY	1- 1	1- 0	0- 0				
0- 0	0- 0	0- 0	NEUTRAL	0- 0	0- 0	0- 0				

RPI 1-25				RPI 26-50				RPI 51-100 Team's RPI: 91				RPI 101+			
RPI	S	Opponent	Score	RPI	S	Opponent	Score	RPI	S	Opponent	Score	RPI	S	Opponent	Score
5	A	LSU	58 75	26	H	Vanderbilt	59 54	54	A	Auburn	68 58	142	A	Ole Miss	85 76
5	H	LSU	68 87	48	H	Georgia	66 56	70	H	Arkansas	66 69	161	A	Missouri St.	53 67
8	A	South Carolina	62 78					76	A	Mississippi St.	62 69	193	A	Saint Louis	74 59
11	H	Texas A&M	57 62					83	A	Miami (FL)	68 74	200	H	Belmont	82 70
15	A	Kentucky	69 80					90	H	Alabama	56 59	223	N	Hartford	68 45
								95	A	UT Martin	77 74	242	H	Evansville	78 43
												245	H	Western Ill.	75 60
												264	H	Bradley	126 55
												268	H	Oral Roberts	86 64
												306	H	SIU Edwardsville	59 48
												308	H	Southeast Mo. St.	62 57
												314	H	UMKC	78 69
LAST 12 Division I GAMES:															
54	A	Auburn	68 58	11	H	Texas A&M	57 62								
90	H	Alabama	56 59	5	H	LSU	68 87								
5	A	LSU	58 75	15	A	Kentucky	69 80								
8	A	South Carolina	62 78	48	H	Georgia	66 56								
26	H	Vanderbilt	59 54	70	H	Arkansas	66 69								
76	A	Mississippi St.	62 69	142	A	Ole Miss	85 76								

Non-Div I Games:

Missouri

■ Loss, 
■ Non-Conf, S Site, 
■ Home 
■ Away 
N Neutral



Average RPI Win: <b>223</b>	WON-LOST	WINNING	LAST 10	STRENGTH OF	OPP. STRENGTH	TEAM	ADJ.	CONF.	ADJ CONF.
Average RPI Loss: <b>111</b>	RECORD	PCT. RANK	GAMES	SCHEDULE	OF SCHEDULE	RPI	RPI	RPI	RPI
DIV. I ONLY	21- 4	17	10- 0	319	121	92	92	23	23
DIV. I NON-CONF.	9- 4	81	1- 1	202	51	91	91	25	25
TOTALS	RPI 1-25	RPI 26-50	W-L RECORDS	RPI 51-100	RPI 101-150	RPI 150+			
21- 4	0- 1	1- 1	OVERALL	1- 1	2- 0	17- 1			
10- 1	0- 0	1- 0	HOME	0- 1	2- 0	7- 0			
8- 3	0- 1	0- 1	AWAY	1- 0	0- 0	7- 1			
3- 0	0- 0	0- 0	NEUTRAL	0- 0	0- 0	3- 0			
9- 4	0- 1	1- 1	NON-CONFERENCE	1- 1	2- 0	5- 1			
4- 1	0- 0	1- 0	HOME	0- 1	2- 0	1- 0			
2- 3	0- 1	0- 1	AWAY	1- 0	0- 0	1- 1			
3- 0	0- 0	0- 0	NEUTRAL	0- 0	0- 0	3- 0			
12- 0	0- 0	0- 0	CONFERENCE	0- 0	0- 0	12- 0			
6- 0	0- 0	0- 0	HOME	0- 0	0- 0	6- 0			
6- 0	0- 0	0- 0	AWAY	0- 0	0- 0	6- 0			
0- 0	0- 0	0- 0	NEUTRAL	0- 0	0- 0	0- 0			

RPI 1-25				RPI 26-50				RPI 51-100 Team's RPI: 92				RPI 101+			
RPI	S	Opponent	Score	RPI	S	Opponent	Score	RPI	S	Opponent	Score	RPI	S	Opponent	Score
5	A	LSU	54 73	38	A	Georgia Tech	70 89	97	H	American	46 58	119	H	Kansas St.	86 75
				49	H	Southern Miss.	74 58	98	A	Drexel	50 47	122	H	Virginia Tech	70 60
												153	A	Savannah St.	70 46
												162	H	Florida A&M	70 67
												165	A	Coppin St.	83 75
												165	H	Coppin St.	80 52
												197	N	Utah St.	98 88
												216	A	Texas St.	72 63
												235	N	Santa Clara	70 48
												251	H	Howard	76 64
												263	H	Bethune-Cookman	43 35
												280	N	Brown	71 50
												301	A	Norfolk St.	93 59
												303	A	Delaware St.	79 39
												305	A	UC Santa Barbara	62 66
												318	H	UMES	54 35
												322	H	Saint Peter's	64 37
												323	A	Morgan St.	90 46
												323	H	Morgan St.	99 45
												328	A	South Carolina St.	78 47
LAST 12 Division I GAMES:															
301	A	Norfolk St.	93 59	153	A	Savannah St.	70 46								
318	H	UMES	54 35	323	H	Morgan St.	99 45								
251	H	Howard	76 64	165	H	Coppin St.	80 52								
323	A	Morgan St.	90 46	303	A	Delaware St.	79 39								
165	A	Coppin St.	83 75	122	H	Virginia Tech	70 60								
328	A	South Carolina St.	78 47	38	A	Georgia Tech	70 89								

Non-Div I Games:

Hampton

■ Loss, 
 ■ Non-Conf, S Site, 
 ■ Home 
 ■ Away 
 N Neutral



Average RPI Win: <b>244</b>	WON-LOST	WINNING	LAST 10	STRENGTH OF	OPP. STRENGTH	TEAM	ADJ.	CONF.	ADJ CONF.
Average RPI Loss: <b>80</b>	RECORD	PCT. RANK	GAMES	SCHEDULE	OF SCHEDULE	RPI	RPI	RPI	RPI
DIV. I ONLY	16- 8	85	9- 1	155	283	93	93	29	29
DIV. I NON-CONF.	5- 7	198	0- 0	32	132	88	88	28	28
TOTALS	RPI 1-25	RPI 26-50	W-L RECORDS	RPI 51-100	RPI 101-150	RPI 150+			
16- 8	0- 3	0- 1	OVERALL	0- 0	2- 4	14- 0			
5- 2	0- 0	0- 0	HOME	0- 0	1- 2	4- 0			
9- 5	0- 2	0- 1	AWAY	0- 0	1- 2	8- 0			
2- 1	0- 1	0- 0	NEUTRAL	0- 0	0- 0	2- 0			
5- 7	0- 3	0- 1	NON-CONFERENCE	0- 0	0- 3	5- 0			
1- 1	0- 0	0- 0	HOME	0- 0	0- 1	1- 0			
2- 5	0- 2	0- 1	AWAY	0- 0	0- 2	2- 0			
2- 1	0- 1	0- 0	NEUTRAL	0- 0	0- 0	2- 0			
11- 1	0- 0	0- 0	CONFERENCE	0- 0	2- 1	9- 0			
4- 1	0- 0	0- 0	HOME	0- 0	1- 1	3- 0			
7- 0	0- 0	0- 0	AWAY	0- 0	1- 0	6- 0			
0- 0	0- 0	0- 0	NEUTRAL	0- 0	0- 0	0- 0			

RPI 1-25				RPI 26-50				RPI 51-100				Team's RPI: 93		RPI 101+			
RPI	S	Opponent	Score	RPI	S	Opponent	Score	RPI	S	Opponent	Score			RPI	S	Opponent	Score
18	N	California	55 59	45	A	San Diego	64 74							120	A	Montana	56 59
19	A	Gonzaga	56 64											135	H	Wyoming	64 72
24	A	Texas	58 87											136	A	Bakersfield	96 69
														136	H	Bakersfield	60 79
														139	A	Eastern Wash.	84 85
														148	H	Grand Canyon	58 54
														159	N	Mt. St. Mary's	81 63
														168	A	Nevada	88 77
														190	H	UC Irvine	68 63
														226	A	Loyola Chicago	62 60
														231	A	Seattle	77 59
														241	A	Tex.-Pan American	85 52
														241	H	Tex.-Pan American	76 65
														256	N	Appalachian St.	83 60
														286	A	New Mexico St.	75 66
														286	H	New Mexico St.	79 51
														314	A	UMKC	81 64
														341	A	Utah Valley	96 55
														341	H	Utah Valley	69 61
														346	A	Chicago St.	92 42
LAST 12 Division I GAMES:																	
341	H	Utah Valley	69 61	136	A	Bakersfield	96 69										
136	H	Bakersfield	60 79	341	A	Utah Valley	96 55										
241	A	Tex.-Pan American	85 52	286	H	New Mexico St.	79 51										
286	A	New Mexico St.	75 66	241	H	Tex.-Pan American	76 65										
231	A	Seattle	77 59	346	A	Chicago St.	92 42										
148	H	Grand Canyon	58 54	314	A	UMKC	81 64										

Non-Div I Games: Carroll (MT) 67 39 Lewis-Clark St. 84 53

Idaho

Loss, Non-Conf, S Site, H Home A Away N Neutral



## Oregon

Through Games Of Feb. 16, 2014

Average RPI Win:	161	WON-LOST	WINNING	LAST 10	STRENGTH OF	OPP. STRENGTH	TEAM	ADJ.	CONF.	ADJ CONF.
Average RPI Loss:	47	RECORD	PCT. RANK	GAMES	SCHEDULE	OF SCHEDULE	RPI	RPI	RPI	RPI
DIV. I ONLY	13- 11	137	4- 6	43	65	94	94	5	5	
DIV. I NON-CONF.	9- 2	44	0- 0	47	205	35	35	3	3	
TOTALS	RPI 1-25	RPI 26-50	W-L RECORDS	RPI 51-100	RPI 101-150	RPI 150+				
13- 11	0- 4	0- 2	OVERALL	3- 4	3- 1	7- 0				
11- 4	0- 0	0- 1	HOME	3- 2	3- 1	5- 0				
2- 7	0- 4	0- 1	AWAY	0- 2	0- 0	2- 0				
0- 0	0- 0	0- 0	NEUTRAL	0- 0	0- 0	0- 0				
9- 2	0- 1	0- 0	NON-CONFERENCE	1- 0	3- 1	5- 0				
8- 1	0- 0	0- 0	HOME	1- 0	3- 1	4- 0				
1- 1	0- 1	0- 0	AWAY	0- 0	0- 0	1- 0				
0- 0	0- 0	0- 0	NEUTRAL	0- 0	0- 0	0- 0				
4- 9	0- 3	0- 2	CONFERENCE	2- 4	0- 0	2- 0				
3- 3	0- 0	0- 1	HOME	2- 2	0- 0	1- 0				
1- 6	0- 3	0- 1	AWAY	0- 2	0- 0	1- 0				
0- 0	0- 0	0- 0	NEUTRAL	0- 0	0- 0	0- 0				

RPI 1-25				RPI 26-50				RPI 51-100 Team's RPI: 94				RPI 101+			
RPI	S	Opponent	Score	RPI	S	Opponent	Score	RPI	S	Opponent	Score	RPI	S	Opponent	Score
2	A	UConn	68 114	37	A	Oregon St.	70 84	51	A	Southern California	85 109	114	H	Cal Poly	124 87
3	A	Stanford	66 96	37	H	Oregon St.	80 88	51	H	Southern California	78 88	121	H	Sacramento St.	85 97
18	A	California	98 101					65	H	Washington St.	82 66	131	H	Portland	113 86
22	A	Arizona St.	94 97					66	H	Princeton	110 90	136	H	Bakersfield	131 91
								77	A	UCLA	83 88	167	H	Cal St. Northridge	96 61
								78	H	Washington	101 85	174	H	Utah	93 71
								96	H	Colorado	75 81	182	H	Southern U.	130 90
												228	A	Arizona	84 72
												231	A	Seattle	105 100
												260	H	Pepperdine	83 80
												266	H	Portland St.	113 78
LAST 12 Division I GAMES:															
51	H	Southern California	78 88	65	H	Washington St.	82 66								
96	H	Colorado	75 81	51	A	Southern California	85 109								
174	H	Utah	93 71	77	A	UCLA	83 88								
22	A	Arizona St.	94 97	37	A	Oregon St.	70 84								
228	A	Arizona	84 72	37	H	Oregon St.	80 88								
78	H	Washington	101 85	18	A	California	98 101								

Non-Div I Games:

Oregon

■ Loss, 
 ■ Non-Conf, S Site, 
 ■ Home 
 ■ Away 
 N Neutral



Average RPI Win:	239	WON-LOST	WINNING	LAST 10	STRENGTH OF	OPP. STRENGTH	TEAM	ADJ.	CONF.	ADJ CONF.
Average RPI Loss:	121	RECORD	PCT. RANK	GAMES	SCHEDULE	OF SCHEDULE	RPI	RPI	RPI	RPI
DIV. I ONLY	18- 7	57	9- 1	217	236	95	95	30	30	
DIV. I NON-CONF.	7- 6	142	0- 0	84	77	94	94	29	29	
TOTALS	RPI 1-25	RPI 26-50	W-L RECORDS	RPI 51-100	RPI 101-150	RPI 150+				
18- 7	0- 1	0- 1	OVERALL	2- 2	2- 0	14- 3				
8- 1	0- 0	0- 0	HOME	1- 1	0- 0	7- 0				
9- 5	0- 1	0- 1	AWAY	1- 1	1- 0	7- 2				
1- 1	0- 0	0- 0	NEUTRAL	0- 0	1- 0	0- 1				
7- 6	0- 1	0- 1	NON-CONFERENCE	2- 2	2- 0	3- 2				
3- 1	0- 0	0- 0	HOME	1- 1	0- 0	2- 0				
3- 4	0- 1	0- 1	AWAY	1- 1	1- 0	1- 1				
1- 1	0- 0	0- 0	NEUTRAL	0- 0	1- 0	0- 1				
11- 1	0- 0	0- 0	CONFERENCE	0- 0	0- 0	11- 1				
5- 0	0- 0	0- 0	HOME	0- 0	0- 0	5- 0				
6- 1	0- 0	0- 0	AWAY	0- 0	0- 0	6- 1				
0- 0	0- 0	0- 0	NEUTRAL	0- 0	0- 0	0- 0				

RPI 1-25				RPI 26-50				RPI 51-100 Team's RPI: 95				RPI 101+			
RPI	S	Opponent	Score	RPI	S	Opponent	Score	RPI	S	Opponent	Score	RPI	S	Opponent	Score
19	A	Gonzaga	54 91	32	A	Florida St.	53 76	55	A	Ohio St.	60 82	109	N	Winthrop	79 74
								71	H	Quinnipiac	102 97	118	A	Arkansas St.	75 66
								90	A	Alabama	75 57	158	A	Illinois	62 77
								91	H	Missouri	74 77	187	N	Northern Ky.	61 70
												200	H	Belmont	82 53
												240	H	Georgia St.	84 80
												242	H	Evansville	93 77
												250	A	Eastern Ky.	87 65
												254	H	Tennessee Tech	102 78
												267	A	Austin Peay	95 81
												281	A	Jacksonville St.	88 75
												289	A	Morehead St.	74 52
												306	A	SIU Edwardsville	62 65
												306	H	SIU Edwardsville	111 72
												308	A	Southeast Mo. St.	102 70
												308	H	Southeast Mo. St.	100 71
												313	A	Murray St.	88 87
												317	H	Eastern Ill.	103 84
												335	A	Southern Ill.	85 55
LAST 12 Division I GAMES:															
308	A	Southeast Mo. St.	102 70	289	A	Morehead St.	74 52								
306	A	SIU Edwardsville	62 65	308	H	Southeast Mo. St.	100 71								
250	A	Eastern Ky.	87 65	200	H	Belmont	82 53								
317	H	Eastern Ill.	103 84	267	A	Austin Peay	95 81								
306	H	SIU Edwardsville	111 72	313	A	Murray St.	88 87								
254	H	Tennessee Tech	102 78	281	A	Jacksonville St.	88 75								

Non-Div I Games:

UT Martin

■ Loss, 
 ■ Non-Conf, 
 ■ S Site, 
 ■ Home 
 ■ A Away 
 N Neutral



Average RPI Win:	173	WON-LOST	WINNING	LAST 10	STRENGTH OF	OPP. STRENGTH	TEAM	ADJ.	CONF.	ADJ CONF.
Average RPI Loss:	54	RECORD	PCT. RANK	GAMES	SCHEDULE	OF SCHEDULE	RPI	RPI	RPI	RPI
DIV. I ONLY	14- 11	126	3- 7	78	56	96	96	5	5	
DIV. I NON-CONF.	10- 1	22	0- 0	82	180	14	14	3	3	
TOTALS	RPI 1-25	RPI 26-50	W-L RECORDS	RPI 51-100	RPI 101-150	RPI 150+				
14- 11	0- 4	1- 1	OVERALL	2- 5	4- 0	7- 1				
9- 5	0- 3	1- 0	HOME	0- 2	2- 0	6- 0				
5- 6	0- 1	0- 1	AWAY	2- 3	2- 0	1- 1				
0- 0	0- 0	0- 0	NEUTRAL	0- 0	0- 0	0- 0				
10- 1	0- 1	1- 0	NON-CONFERENCE	0- 0	4- 0	5- 0				
7- 0	0- 0	1- 0	HOME	0- 0	2- 0	4- 0				
3- 1	0- 1	0- 0	AWAY	0- 0	2- 0	1- 0				
0- 0	0- 0	0- 0	NEUTRAL	0- 0	0- 0	0- 0				
4- 10	0- 3	0- 1	CONFERENCE	2- 5	0- 0	2- 1				
2- 5	0- 3	0- 0	HOME	0- 2	0- 0	2- 0				
2- 5	0- 0	0- 1	AWAY	2- 3	0- 0	0- 1				
0- 0	0- 0	0- 0	NEUTRAL	0- 0	0- 0	0- 0				

RPI 1-25				RPI 26-50				RPI 51-100				Team's RPI: 96	RPI 101+			
RPI	S	Opponent	Score	RPI	S	Opponent	Score	RPI	S	Opponent	Score		RPI	S	Opponent	Score
3	H	Stanford	77 87	29	H	Iowa	90 87	51	A	Southern California	45 55		104	A	Colorado St.	63 59
7	A	Louisville	62 69	37	A	Oregon St.	63 75	65	A	Washington St.	60 70		126	H	Southern Utah	75 59
18	H	California	55 57					65	H	Washington St.	77 80		135	A	Wyoming	63 59
22	H	Arizona St.	66 68					77	A	UCLA	61 59		150	H	Rice	75 58
								78	A	Washington	71 81		158	H	Illinois	79 56
								78	H	Washington	80 87		174	A	Utah	55 58
								94	A	Oregon	81 75		174	H	Utah	61 45
													228	H	Arizona	68 47
													261	A	New Mexico	85 53
													279	H	Denver	83 61
													294	H	South Ala.	94 61
													311	H	Alcorn	83 33
LAST 12 Division I GAMES:																
65	H	Washington St.	77 80	22	H	Arizona St.	66 68									
78	H	Washington	80 87	228	H	Arizona	68 47									
94	A	Oregon	81 75	78	A	Washington	71 81									
37	A	Oregon St.	63 75	65	A	Washington St.	60 70									
174	H	Utah	61 45	3	H	Stanford	77 87									
174	A	Utah	55 58	18	H	California	55 57									

Non-Div I Games:

Colorado



Average RPI Win:	207	WON-LOST	WINNING	LAST 10	STRENGTH OF	OPP. STRENGTH	TEAM	ADJ.	CONF.	ADJ CONF.
Average RPI Loss:	96	RECORD	PCT. RANK	GAMES	SCHEDULE	OF SCHEDULE	RPI	RPI	RPI	RPI
DIV. I ONLY	18- 7	57	8- 2	209	137	97	97	11	11	
DIV. I NON-CONF.	7- 4	95	0- 0	251	199	140	140	12	12	
TOTALS	RPI 1-25	RPI 26-50	W-L RECORDS	RPI 51-100	RPI 101-150	RPI 150+				
18- 7	0- 0	0- 0	OVERALL	2- 5	4- 1	12- 1				
9- 3	0- 0	0- 0	HOME	1- 1	2- 1	6- 1				
9- 4	0- 0	0- 0	AWAY	1- 4	2- 0	6- 0				
0- 0	0- 0	0- 0	NEUTRAL	0- 0	0- 0	0- 0				
7- 4	0- 0	0- 0	NON-CONFERENCE	2- 3	0- 0	5- 1				
4- 1	0- 0	0- 0	HOME	1- 0	0- 0	3- 1				
3- 3	0- 0	0- 0	AWAY	1- 3	0- 0	2- 0				
0- 0	0- 0	0- 0	NEUTRAL	0- 0	0- 0	0- 0				
11- 3	0- 0	0- 0	CONFERENCE	0- 2	4- 1	7- 0				
5- 2	0- 0	0- 0	HOME	0- 1	2- 1	3- 0				
6- 1	0- 0	0- 0	AWAY	0- 1	2- 0	4- 0				
0- 0	0- 0	0- 0	NEUTRAL	0- 0	0- 0	0- 0				

RPI 1-25			RPI 26-50			RPI 51-100			Team's RPI: 97			RPI 101+				
RPI	S	Opponent	Score	RPI	S	Opponent	Score	RPI	S	Opponent	Score	RPI	S	Opponent	Score	
								58	A	Fordham	62	66	123	H	Bucknell	77 40
								60	A	Navy	44	48	125	A	Lafayette	72 57
								71	A	Quinnipiac	66	68	125	H	Lafayette	72 61
								87	H	Army	63	64	134	A	Holy Cross	58 53
								92	A	Hampton	58	46	134	H	Holy Cross	60 63
								98	H	Drexel	47	41	159	H	Mt. St. Mary's	61 64
								100	A	George Washington	64	77	165	A	Coppin St.	64 42
													202	A	Boston U.	63 56
													212	A	Colgate	75 57
													212	H	Colgate	72 55
													213	A	Lehigh	69 56
													213	H	Lehigh	70 61
													271	A	Loyola Maryland	52 34
													271	H	Loyola Maryland	63 38
													298	H	Massachusetts	82 59
													315	H	Dartmouth	77 54
													318	H	UMES	76 69
													343	A	UMBC	60 39
LAST 12 Division I GAMES:																
				125	H	Lafayette	72 61					87	H	Army	63 64	
				213	A	Lehigh	69 56					202	A	Boston U.	63 56	
				212	A	Colgate	75 57					125	A	Lafayette	72 57	
				271	H	Loyola Maryland	63 38					213	H	Lehigh	70 61	
				134	A	Holy Cross	58 53					212	H	Colgate	72 55	
				60	A	Navy	44 48					271	A	Loyola Maryland	52 34	

Non-Div I Games:

American

■ Loss, 
 ■ Non-Conf, 
 ■ S Site, 
 ■ H Home 
 ■ A Away 
 N Neutral



Average RPI Win:	203	WON-LOST	WINNING	LAST 10	STRENGTH OF	OPP. STRENGTH	TEAM	ADJ.	CONF.	ADJ CONF.
Average RPI Loss:	84	RECORD	PCT. RANK	GAMES	SCHEDULE	OF SCHEDULE	RPI	RPI	RPI	RPI
DIV. I ONLY	12- 12	160	6- 4	59	110	98	98	13	13	
DIV. I NON-CONF.	5- 8	220	0- 1	23	83	89	89	10	10	
TOTALS	RPI 1-25	RPI 26-50	W-L RECORDS	RPI 51-100	RPI 101-150	RPI 150+				
12- 12	1- 2	0- 3	OVERALL	0- 4	2- 1	9- 2				
4- 4	0- 0	0- 1	HOME	0- 2	1- 0	3- 1				
7- 7	1- 2	0- 1	AWAY	0- 2	1- 1	5- 1				
1- 1	0- 0	0- 1	NEUTRAL	0- 0	0- 0	1- 0				
5- 8	1- 2	0- 1	NON-CONFERENCE	0- 4	0- 0	4- 1				
1- 2	0- 0	0- 0	HOME	0- 2	0- 0	1- 0				
3- 5	1- 2	0- 0	AWAY	0- 2	0- 0	2- 1				
1- 1	0- 0	0- 1	NEUTRAL	0- 0	0- 0	1- 0				
7- 4	0- 0	0- 2	CONFERENCE	0- 0	2- 1	5- 1				
3- 2	0- 0	0- 1	HOME	0- 0	1- 0	2- 1				
4- 2	0- 0	0- 1	AWAY	0- 0	1- 1	3- 0				
0- 0	0- 0	0- 0	NEUTRAL	0- 0	0- 0	0- 0				

RPI 1-25				RPI 26-50				RPI 51-100				Team's RPI: 98	RPI 101+			
RPI	S	Opponent	Score	RPI	S	Opponent	Score	RPI	S	Opponent	Score		RPI	S	Opponent	Score
12	A	St. John's (NY)	62 55	33	N	Villanova	52 63	66	H	Princeton	59 66		116	A	Delaware	61 52
13	A	Saint Joseph's	52 70	47	A	James Madison	47 74	69	A	Penn	44 46		140	A	Col. of Charleston	65 71
20	A	Maryland	63 69	47	H	James Madison	58 69	92	H	Hampton	47 50		140	H	Col. of Charleston	68 55
								97	A	American	41 47		172	H	Hofstra	66 68
													186	A	Toledo	65 52
													188	H	Northeastern	55 52
													203	A	Towson	60 43
													212	A	Colgate	60 65
													217	H	Providence	62 52
													220	A	Cornell	69 44
													270	N	Prairie View	53 45
													295	A	William & Mary	89 49
													295	H	William & Mary	66 42
													297	A	UNC Wilmington	57 43
LAST 12 Division I GAMES:																
				47	H	James Madison	58 69					188	H	Northeastern	55 52	
				203	A	Towson	60 43					47	A	James Madison	47 74	
				297	A	UNC Wilmington	57 43					116	A	Delaware	61 52	
				140	A	Col. of Charleston	65 71					295	A	William & Mary	89 49	
				172	H	Hofstra	66 68					140	H	Col. of Charleston	68 55	
				295	H	William & Mary	66 42					66	H	Princeton	59 66	

Non-Div I Games:

Drexel



## Wake Forest

Through Games Of Feb. 16, 2014

Average RPI Win:	181	WON-LOST	WINNING	LAST 10	STRENGTH OF	OPP. STRENGTH	TEAM	ADJ.	CONF.	ADJ CONF.
Average RPI Loss:	61	RECORD	PCT. RANK	GAMES	SCHEDULE	OF SCHEDULE	RPI	RPI	RPI	RPI
DIV. I ONLY	14- 11	126	5- 5	93	64	99	99	2	2	
DIV. I NON-CONF.	9- 4	81	0- 0	241	149	109	109	2	2	
TOTALS	RPI 1-25	RPI 26-50	W-L RECORDS	RPI 51-100	RPI 101-150	RPI 150+				
14- 11	0- 4	1- 2	OVERALL	0- 2	4- 2	9- 1				
8- 4	0- 1	1- 1	HOME	0- 2	1- 0	6- 0				
5- 6	0- 2	0- 1	AWAY	0- 0	3- 2	2- 1				
1- 1	0- 1	0- 0	NEUTRAL	0- 0	0- 0	1- 0				
9- 4	0- 1	0- 0	NON-CONFERENCE	0- 0	0- 2	9- 1				
6- 0	0- 0	0- 0	HOME	0- 0	0- 0	6- 0				
2- 3	0- 0	0- 0	AWAY	0- 0	0- 2	2- 1				
1- 1	0- 1	0- 0	NEUTRAL	0- 0	0- 0	1- 0				
5- 7	0- 3	1- 2	CONFERENCE	0- 2	4- 0	0- 0				
2- 4	0- 1	1- 1	HOME	0- 2	1- 0	0- 0				
3- 3	0- 2	0- 1	AWAY	0- 0	3- 0	0- 0				
0- 0	0- 0	0- 0	NEUTRAL	0- 0	0- 0	0- 0				

RPI S	Opponent	Score	RPI S	Opponent	Score	RPI S	Opponent	Score	RPI S	Opponent	Score
16	A North Carolina St.	69 74	27	H North Carolina	65 83	63	H Virginia	59 64	108	A Boston College	56 50
16	H North Carolina St.	54 62	32	H Florida St.	78 54	83	H Miami (FL)	53 84	110	A Marquette	71 90
18	N California	61 84	38	A Georgia Tech	63 79				116	A Delaware	61 71
20	A Maryland	49 76							122	H Virginia Tech	65 64
									124	A Pittsburgh	74 70
									144	A Clemson	68 61
									156	A FIU	86 79
									162	N Florida A&M	79 63
									163	H Davidson	69 66
									168	A Nevada	87 95
									175	H Campbell	73 65
									200	H Belmont	69 49
									228	A Arizona	70 58
									294	H South Ala.	92 66
									297	H UNC Wilmington	68 44
									330	H Radford	92 65
LAST 12 Division I GAMES:											
122	H Virginia Tech	65 64	27	H North Carolina	65 83						
124	A Pittsburgh	74 70	144	A Clemson	68 61						
16	A North Carolina St.	69 74	38	A Georgia Tech	63 79						
32	H Florida St.	78 54	16	H North Carolina St.	54 62						
63	H Virginia	59 64	20	A Maryland	49 76						
108	A Boston College	56 50	83	H Miami (FL)	53 84						

Non-Div I Games:

Wake Forest

■ Loss, 
■ Non-Conf, S Site, 
■ Home 
■ Away 
N Neutral



Average RPI Win:	200	WON-LOST	WINNING	LAST 10	STRENGTH OF	OPP. STRENGTH	TEAM	ADJ.	CONF.	ADJ CONF.
Average RPI Loss:	90	RECORD	PCT. RANK	GAMES	SCHEDULE	OF SCHEDULE	RPI	RPI	RPI	RPI
DIV. I ONLY	17- 8	74	6- 4	146	101	100	100	9	9	
DIV. I NON-CONF.	8- 4	87	0- 0	144	121	119	119	9	9	
TOTALS	RPI 1-25	RPI 26-50	W-L RECORDS	RPI 51-100	RPI 101-150	RPI 150+				
17- 8	2- 3	0- 1	OVERALL	3- 1	1- 0	11- 3				
12- 3	1- 1	0- 0	HOME	2- 0	1- 0	8- 2				
4- 4	1- 2	0- 0	AWAY	1- 1	0- 0	2- 1				
1- 1	0- 0	0- 1	NEUTRAL	0- 0	0- 0	1- 0				
8- 4	1- 1	0- 1	NON-CONFERENCE	2- 0	0- 0	5- 2				
7- 1	1- 0	0- 0	HOME	2- 0	0- 0	4- 1				
0- 2	0- 1	0- 0	AWAY	0- 0	0- 0	0- 1				
1- 1	0- 0	0- 1	NEUTRAL	0- 0	0- 0	1- 0				
9- 4	1- 2	0- 0	CONFERENCE	1- 1	1- 0	6- 1				
5- 2	0- 1	0- 0	HOME	0- 0	1- 0	4- 1				
4- 2	1- 1	0- 0	AWAY	1- 1	0- 0	2- 0				
0- 0	0- 0	0- 0	NEUTRAL	0- 0	0- 0	0- 0				

RPI S	Opponent	Score	RPI S	Opponent	Score	RPI S	Opponent	Score	Team's RPI: 100	RPI S	Opponent	Score
13	A Saint Joseph's	74 67	48	N Georgia	60 80	58	A Fordham	58 67		101	H VCU	80 62
13	H Saint Joseph's	69 75				74	A Duquesne	80 68		151	H USC Upstate	83 56
18	H California	75 72				85	H N.C. A&T	80 54		178	H La Salle	68 77
20	A Maryland	51 87				97	H American	77 64		180	A Georgetown	57 78
21	A Dayton	69 90								193	H Saint Louis	84 61
										203	H Towson	67 68
										271	H Loyola Maryland	56 50
										281	N Jacksonville St.	100 71
										291	A George Mason	94 68
										291	H George Mason	72 56
										293	H Jackson St.	101 73
										298	A Massachusetts	89 76
										298	H Massachusetts	78 54
										323	H Morgan St.	75 60
										325	H Rhode Island	83 68
LAST 12 Division I GAMES:												
298	H Massachusetts	78 54	178	H La Salle	68 77							
101	H VCU	80 62	13	H Saint Joseph's	69 75							
58	A Fordham	58 67	291	A George Mason	94 68							
74	A Duquesne	80 68	21	A Dayton	69 90							
325	H Rhode Island	83 68	193	H Saint Louis	84 61							
298	A Massachusetts	89 76	13	A Saint Joseph's	74 67							

Non-Div I Games: Bluefield St. 114 55

George Washington



Average RPI Win:	234	WON-LOST	WINNING	LAST 10	STRENGTH OF	OPP. STRENGTH	TEAM	ADJ.	CONF.	ADJ CONF.
Average RPI Loss:	71	RECORD	PCT. RANK	GAMES	SCHEDULE	OF SCHEDULE	RPI	RPI	RPI	RPI
DIV. I ONLY	19- 7	54	5- 5	282	99	101	101	9	9	
DIV. I NON-CONF.	12- 1	11	0- 0	337	183	103	103	9	9	
TOTALS	RPI 1-25	RPI 26-50	W-L RECORDS	RPI 51-100	RPI 101-150	RPI 150+				
19- 7	1- 2	0- 0	OVERALL	1- 4	1- 0	16- 1				
9- 2	1- 0	0- 0	HOME	0- 2	1- 0	7- 0				
10- 5	0- 2	0- 0	AWAY	1- 2	0- 0	9- 1				
0- 0	0- 0	0- 0	NEUTRAL	0- 0	0- 0	0- 0				
12- 1	0- 0	0- 0	NON-CONFERENCE	0- 1	0- 0	12- 0				
5- 0	0- 0	0- 0	HOME	0- 0	0- 0	5- 0				
7- 1	0- 0	0- 0	AWAY	0- 1	0- 0	7- 0				
0- 0	0- 0	0- 0	NEUTRAL	0- 0	0- 0	0- 0				
7- 6	1- 2	0- 0	CONFERENCE	1- 3	1- 0	4- 1				
4- 2	1- 0	0- 0	HOME	0- 2	1- 0	2- 0				
3- 4	0- 2	0- 0	AWAY	1- 1	0- 0	2- 1				
0- 0	0- 0	0- 0	NEUTRAL	0- 0	0- 0	0- 0				

RPI	S	Opponent	Score	RPI	S	Opponent	Score	RPI	S	Opponent	Score	RPI	S	Opponent	Score	Team's RPI:	101
13	A	Saint Joseph's	51 70					55	A	Ohio St.	71 83	130	H	Richmond	63 62		
13	H	Saint Joseph's	73 69					58	H	Fordham	73 76	162	H	Florida A&M	94 67		
21	A	Dayton	69 73					74	A	Duquesne	71 68	173	H	Old Dominion	81 68		
								74	H	Duquesne	65 77	177	H	Elon	93 76		
								100	A	George Washington	62 80	178	A	La Salle	58 63		
												181	H	Cleveland St.	76 75		
												232	A	Youngstown St.	85 66		
												241	A	Tex.-Pan American	67 57		
												262	A	Wagner	87 61		
												269	H	Manhattan	85 64		
												291	H	George Mason	112 86		
												298	A	Massachusetts	81 51		
												298	H	Massachusetts	112 54		
												310	A	UNC Greensboro	95 72		
												325	A	Rhode Island	70 44		
												332	A	NJIT	77 72		
												334	A	Texas-Arlington	74 63		
												343	A	UMBC	75 55		
LAST 12 Division I GAMES:																	
325	A	Rhode Island	70 44	74	H	Duquesne	65 77										
100	A	George Washington	62 80	298	A	Massachusetts	81 51										
130	H	Richmond	63 62	58	H	Fordham	73 76										
21	A	Dayton	69 73	13	H	Saint Joseph's	73 69										
13	A	Saint Joseph's	51 70	178	A	La Salle	58 63										
291	H	George Mason	112 86	74	A	Duquesne	71 68										

Non-Div I Games:

VCU

■ Loss, 
 ■ Non-Conf, 
 ■ S Site, 
 ■ Home 
 ■ A Away 
 N Neutral



## Fairfield

Through Games Of Feb. 16, 2014

Average RPI Win:	220	WON-LOST	WINNING	LAST 10	STRENGTH OF	OPP. STRENGTH	TEAM	ADJ.	CONF.	ADJ CONF.
Average RPI Loss:	100	RECORD	PCT. RANK	GAMES	SCHEDULE	OF SCHEDULE	RPI	RPI	RPI	RPI
DIV. I ONLY	17- 8	74	8- 2	156	160	101	101	17	17	
DIV. I NON-CONF.	5- 4	131	0- 0	104	152	121	121	15	15	
TOTALS	RPI 1-25	RPI 26-50	W-L RECORDS	RPI 51-100	RPI 101-150	RPI 150+				
17- 8	0- 1	0- 1	OVERALL	3- 4	1- 0	13- 2				
8- 4	0- 0	0- 1	HOME	1- 2	0- 0	7- 1				
6- 4	0- 1	0- 0	AWAY	2- 2	0- 0	4- 1				
3- 0	0- 0	0- 0	NEUTRAL	0- 0	1- 0	2- 0				
5- 4	0- 1	0- 1	NON-CONFERENCE	0- 1	1- 0	4- 1				
1- 2	0- 0	0- 1	HOME	0- 0	0- 0	1- 1				
1- 2	0- 1	0- 0	AWAY	0- 1	0- 0	1- 0				
3- 0	0- 0	0- 0	NEUTRAL	0- 0	1- 0	2- 0				
12- 4	0- 0	0- 0	CONFERENCE	3- 3	0- 0	9- 1				
7- 2	0- 0	0- 0	HOME	1- 2	0- 0	6- 0				
5- 2	0- 0	0- 0	AWAY	2- 1	0- 0	3- 1				
0- 0	0- 0	0- 0	NEUTRAL	0- 0	0- 0	0- 0				

RPI	S	Opponent	Score	RPI	S	Opponent	Score	RPI	S	Opponent	Score	RPI	S	Opponent	Score	Team's RPI: 101
19	A	Gonzaga	42 82	40	H	Oklahoma	51 79	57	A	St. Bonaventure	59 74	138	N	UAB	59 54	
								59	A	Marist	72 68	178	H	La Salle	64 59	
								59	H	Marist	36 60	211	A	Rider	67 61	
								64	A	Iona	55 68	211	H	Rider	52 50	
								64	H	Iona	59 64	213	H	Lehigh	67 73	
								71	A	Quinnipiac	61 52	230	A	A&M-Corpus Christi	58 55	
								71	H	Quinnipiac	72 71	239	N	Maine	80 59	
												259	H	Canisius	63 57	
												269	A	Manhattan	58 49	
												272	H	Niagara	81 77	
												282	A	Monmouth	57 62	
												282	H	Monmouth	60 50	
												283	H	Siena	66 65	
												322	A	Saint Peter's	52 40	
												322	H	Saint Peter's	71 39	
												323	N	Morgan St.	75 46	
LAST 12 Division I GAMES:																
322	H	Saint Peter's	71 39	71	A	Quinnipiac	61 52									
211	H	Rider	52 50	259	H	Canisius	63 57									
59	A	Marist	72 68	64	H	Iona	59 64									
282	H	Monmouth	60 50	283	H	Siena	66 65									
322	A	Saint Peter's	52 40	59	H	Marist	36 60									
64	A	Iona	55 68	269	A	Manhattan	58 49									

Non-Div I Games:

Fairfield

■ Loss, 
 ■ Non-Conf, S Site, 
 ■ Home 
 ■ Away 
 N Neutral



Average RPI Win:	227	WON-LOST	WINNING	LAST 10	STRENGTH OF	OPP. STRENGTH	TEAM	ADJ.	CONF.	ADJ CONF.
Average RPI Loss:	115	RECORD	PCT. RANK	GAMES	SCHEDULE	OF SCHEDULE	RPI	RPI	RPI	RPI
DIV. I ONLY	15- 7	72	8- 2	161	212	103	103	21	21	
DIV. I NON-CONF.	7- 5	120	1- 1	111	161	114	114	20	20	
TOTALS	RPI 1-25	RPI 26-50	W-L RECORDS	RPI 51-100	RPI 101-150	RPI 150+				
15- 7	0- 1	0- 1	OVERALL	2- 2	2- 1	11- 2				
5- 4	0- 1	0- 1	HOME	1- 1	1- 0	3- 1				
8- 3	0- 0	0- 0	AWAY	1- 1	1- 1	6- 1				
2- 0	0- 0	0- 0	NEUTRAL	0- 0	0- 0	2- 0				
7- 5	0- 1	0- 1	NON-CONFERENCE	1- 2	0- 1	6- 0				
2- 3	0- 1	0- 1	HOME	0- 1	0- 0	2- 0				
3- 2	0- 0	0- 0	AWAY	1- 1	0- 1	2- 0				
2- 0	0- 0	0- 0	NEUTRAL	0- 0	0- 0	2- 0				
8- 2	0- 0	0- 0	CONFERENCE	1- 0	2- 0	5- 2				
3- 1	0- 0	0- 0	HOME	1- 0	1- 0	1- 1				
5- 1	0- 0	0- 0	AWAY	0- 0	1- 0	4- 1				
0- 0	0- 0	0- 0	NEUTRAL	0- 0	0- 0	0- 0				

RPI S	Opponent	Score	RPI S	Opponent	Score	RPI S	Opponent	Score	RPI S	Opponent	Score	Team's RPI: 103
9	H Purdue	45 49	46	H South Dakota St.	54 66	57	A St. Bonaventure	62 68	111	A Wisconsin	61 65	
						68	H Wichita St.	58 63	129	A Ill.-Chicago	81 54	
						74	A Duquesne	68 60	129	H Ill.-Chicago	66 50	
						88	H Wright St.	69 67	181	A Cleveland St.	90 72	
									227	A Oakland	74 58	
									232	A Youngstown St.	57 66	
									237	H Northern Ill.	78 44	
									239	A Maine	66 49	
									239	H Maine	72 49	
									283	N Siena	63 52	
									284	A Milwaukee	81 69	
									284	H Milwaukee	64 75	
									295	N William & Mary	90 44	
									327	H Valparaiso	70 42	
									336	A Vermont	74 57	
									337	A Detroit	84 72	
LAST 12 Division I GAMES:												
284	A Milwaukee	81 69	181	A Cleveland St.	90 72							
129	A Ill.-Chicago	81 54	232	A Youngstown St.	57 66							
327	H Valparaiso	70 42	284	H Milwaukee	64 75							
337	A Detroit	84 72	129	H Ill.-Chicago	66 50							
227	A Oakland	74 58	239	H Maine	72 49							
88	H Wright St.	69 67	111	A Wisconsin	61 65							

Non-Div I Games:

Green Bay

■ Loss, 
 ■ Non-Conf, S Site, 
 ■ Home 
 ■ Away 
 N Neutral



Average RPI Win:	229	WON-LOST	WINNING	LAST 10	STRENGTH OF	OPP. STRENGTH	TEAM	ADJ.	CONF.	ADJ CONF.
Average RPI Loss:	79	RECORD	PCT. RANK	GAMES	SCHEDULE	OF SCHEDULE	RPI	RPI	RPI	RPI
DIV. I ONLY	18- 4	23	9- 1	303	117	104	104	19	19	
DIV. I NON-CONF.	6- 3	87	0- 0	242	61	132	132	22	22	
TOTALS	RPI 1-25	RPI 26-50	W-L RECORDS	RPI 51-100	RPI 101-150	RPI 150+				
18- 4	0- 0	0- 2	OVERALL	0- 1	2- 1	16- 0				
10- 1	0- 0	0- 0	HOME	0- 1	1- 0	9- 0				
8- 1	0- 0	0- 0	AWAY	0- 0	1- 1	7- 0				
0- 2	0- 0	0- 2	NEUTRAL	0- 0	0- 0	0- 0				
6- 3	0- 0	0- 2	NON-CONFERENCE	0- 1	1- 0	5- 0				
3- 1	0- 0	0- 0	HOME	0- 1	0- 0	3- 0				
3- 0	0- 0	0- 0	AWAY	0- 0	1- 0	2- 0				
0- 2	0- 0	0- 2	NEUTRAL	0- 0	0- 0	0- 0				
12- 1	0- 0	0- 0	CONFERENCE	0- 0	1- 1	11- 0				
7- 0	0- 0	0- 0	HOME	0- 0	1- 0	6- 0				
5- 1	0- 0	0- 0	AWAY	0- 0	0- 1	5- 0				
0- 0	0- 0	0- 0	NEUTRAL	0- 0	0- 0	0- 0				

RPI 1-25			RPI 26-50			RPI 51-100			RPI 101+			Team's RPI: 104
RPI	S	Opponent	Score	RPI	S	Opponent	Score	RPI	S	Opponent	Score	
				30	N	Minnesota	55 79	96	H	Colorado	59 63	105 A Hawaii 65 60
				44	N	Chattanooga	57 59					145 A Fresno St. 50 60
												145 H Fresno St. 53 47
												168 H Nevada 71 64
												185 H Drake 92 77
												189 A San Diego St. 64 61
												189 H San Diego St. 95 48
												197 A Utah St. 100 75
												197 H Utah St. 88 78
												219 H Loyola Marymount 70 68
												225 A UNLV 66 48
												236 A Illinois St. 76 61
												258 H San Jose St. 101 60
												261 A New Mexico 62 57
												261 H New Mexico 62 50
												279 A Denver 86 78
												321 H Weber St. 59 54
												342 A Air Force 87 49
												342 H Air Force 88 28
LAST 12 Division I GAMES:												
				145	H	Fresno St.	53 47	261	A	New Mexico	62 57	
				197	A	Utah St.	100 75	342	A	Air Force	87 49	
				342	H	Air Force	88 28	197	H	Utah St.	88 78	
				225	A	UNLV	66 48	145	A	Fresno St.	50 60	
				189	H	San Diego St.	95 48	258	H	San Jose St.	101 60	
				168	H	Nevada	71 64	261	H	New Mexico	62 50	

Non-Div I Games: UC-Colo. Springs 87 82 South Dakota Mines 67 47

Colorado St.

Loss, Non-Conf, S Site, H Home A Away N Neutral



Average RPI Win:	177	WON-LOST	WINNING	LAST 10	STRENGTH OF	OPP. STRENGTH	TEAM	ADJ.	CONF.	ADJ CONF.
Average RPI Loss:	93	RECORD	PCT. RANK	GAMES	SCHEDULE	OF SCHEDULE	RPI	RPI	RPI	RPI
DIV. I ONLY	13- 10	124	7- 3	81	109	105	105	16	16	
DIV. I NON-CONF.	6- 6	148	0- 1	13	46	54	54	14	14	
TOTALS	RPI 1-25	RPI 26-50	W-L RECORDS	RPI 51-100	RPI 101-150	RPI 150+				
13- 10	0- 2	2- 1	OVERALL	2- 1	1- 4	8- 2				
9- 3	0- 1	2- 0	HOME	1- 0	1- 2	5- 0				
4- 7	0- 1	0- 1	AWAY	1- 1	0- 2	3- 2				
0- 0	0- 0	0- 0	NEUTRAL	0- 0	0- 0	0- 0				
6- 6	0- 2	2- 1	NON-CONFERENCE	2- 1	1- 2	1- 0				
4- 2	0- 1	2- 0	HOME	1- 0	1- 1	0- 0				
2- 4	0- 1	0- 1	AWAY	1- 1	0- 1	1- 0				
0- 0	0- 0	0- 0	NEUTRAL	0- 0	0- 0	0- 0				
7- 4	0- 0	0- 0	CONFERENCE	0- 0	0- 2	7- 2				
5- 1	0- 0	0- 0	HOME	0- 0	0- 1	5- 0				
2- 3	0- 0	0- 0	AWAY	0- 0	0- 1	2- 2				
0- 0	0- 0	0- 0	NEUTRAL	0- 0	0- 0	0- 0				

RPI 1-25				RPI 26-50				RPI 51-100				RPI 101+ Team's RPI: 105			
RPI	S	Opponent	Score	RPI	S	Opponent	Score	RPI	S	Opponent	Score	RPI	S	Opponent	Score
17	H	West Virginia	56 59	30	H	Minnesota	77 71	51	A	Southern California	55 66	104	H	Colorado St.	60 65
22	A	Arizona St.	44 84	37	A	Oregon St.	64 76	65	H	Washington St.	77 66	114	A	Cal Poly	60 62
				44	H	Chattanooga	60 55	84	A	Pacific	81 70	114	H	Cal Poly	74 78
												142	H	Ole Miss	79 63
												148	A	Grand Canyon	51 54
												154	A	Long Beach St.	72 74
												167	A	Cal St. Northridge	72 75
												167	H	Cal St. Northridge	54 44
												171	H	UC Davis	64 50
												190	H	UC Irvine	85 59
												238	H	Cal St. Fullerton	65 52
												277	A	Northern Ariz.	74 66
												292	A	UC Riverside	74 61
												292	H	UC Riverside	67 54
												305	A	UC Santa Barbara	63 60
LAST 12 Division I GAMES:															
238	H	Cal St. Fullerton	65 52	190	H	UC Irvine	85 59								
292	H	UC Riverside	67 54	171	H	UC Davis	64 50								
114	A	Cal Poly	60 62	292	A	UC Riverside	74 61								
305	A	UC Santa Barbara	63 60	167	H	Cal St. Northridge	54 44								
167	A	Cal St. Northridge	72 75	114	H	Cal Poly	74 78								
154	A	Long Beach St.	72 74	148	A	Grand Canyon	51 54								

Non-Div I Games:

Hawaii

■ Loss, 
 ■ Non-Conf, 
 ■ S Site, 
 ■ Home 
 ■ Away 
 N Neutral



Average RPI Win:	164	WON-LOST	WINNING	LAST 10	STRENGTH OF	OPP. STRENGTH	TEAM	ADJ.	CONF.	ADJ CONF.
Average RPI Loss:	45	RECORD	PCT. RANK	GAMES	SCHEDULE	OF SCHEDULE	RPI	RPI	RPI	RPI
DIV. I ONLY	12- 14	183	4- 6	28	20	106	106	4	4	
DIV. I NON-CONF.	7- 5	120	0- 0	67	38	125	125	5	5	
TOTALS	RPI 1-25	RPI 26-50	W-L RECORDS	RPI 51-100	RPI 101-150	RPI 150+				
12- 14	1- 8	1- 3	OVERALL	2- 2	1- 0	7- 1				
9- 6	1- 4	0- 1	HOME	2- 1	0- 0	6- 0				
2- 6	0- 3	0- 2	AWAY	0- 1	1- 0	1- 0				
1- 2	0- 1	1- 0	NEUTRAL	0- 0	0- 0	0- 1				
7- 5	0- 2	1- 1	NON-CONFERENCE	1- 1	0- 0	5- 1				
6- 2	0- 1	0- 0	HOME	1- 1	0- 0	5- 0				
0- 1	0- 0	0- 1	AWAY	0- 0	0- 0	0- 0				
1- 2	0- 1	1- 0	NEUTRAL	0- 0	0- 0	0- 1				
5- 9	1- 6	0- 2	CONFERENCE	1- 1	1- 0	2- 0				
3- 4	1- 3	0- 1	HOME	1- 0	0- 0	1- 0				
2- 5	0- 3	0- 1	AWAY	0- 1	1- 0	1- 0				
0- 0	0- 0	0- 0	NEUTRAL	0- 0	0- 0	0- 0				

RPI S	Opponent	Score	RPI S	Opponent	Score	RPI S	Opponent	Score	RPI S	Opponent	Score	Team's RPI: 106
4 N	Duke	40 73	30 A	Minnesota	59 70	62 H	Creighton	74 66	119 A	Kansas St.	71 64	
9 H	Purdue	68 71	35 N	Central Mich.	68 63	70 H	Arkansas	53 64	183 H	Texas Southern	105 78	
14 A	Baylor	55 75	40 H	Oklahoma	71 81	89 A	TCU	50 52	191 H	Tulsa	82 78	
14 H	Baylor	76 60	50 A	Iowa St.	69 72	89 H	TCU	62 53	208 H	Yale	79 63	
17 H	West Virginia	55 65							215 N	Xavier	59 64	
24 A	Texas	58 70							244 A	Texas Tech	70 62	
24 H	Texas	55 80							244 H	Texas Tech	67 46	
25 A	Oklahoma St.	74 76							268 H	Oral Roberts	84 62	
25 H	Oklahoma St.	56 64							306 H	SIU Edwardsville	72 56	
LAST 12 Division I GAMES:												
50 A	Iowa St.	69 72	119 A	Kansas St.	71 64							
89 H	TCU	62 53	25 H	Oklahoma St.	56 64							
40 H	Oklahoma	71 81	14 H	Baylor	76 60							
25 A	Oklahoma St.	74 76	24 A	Texas	58 70							
244 A	Texas Tech	70 62	244 H	Texas Tech	67 46							
24 H	Texas	55 80	89 A	TCU	50 52							

Non-Div I Games:

Kansas

■ Loss, 
 ■ Non-Conf, 
 ■ S Site, 
 ■ H Home 
 ■ A Away 
 N Neutral



Average RPI Win:	238	WON-LOST	WINNING	LAST 10	STRENGTH OF	OPP. STRENGTH	TEAM	ADJ.	CONF.	ADJ CONF.
Average RPI Loss:	83	RECORD	PCT. RANK	GAMES	SCHEDULE	OF SCHEDULE	RPI	RPI	RPI	RPI
DIV. I ONLY	17- 7	65	9- 1	233	174	107	107	20	20	
DIV. I NON-CONF.	8- 5	109	1- 0	170	178	117	117	19	19	
TOTALS	RPI 1-25	RPI 26-50	W-L RECORDS	RPI 51-100	RPI 101-150	RPI 150+				
17- 7	0- 1	1- 1	OVERALL	0- 3	1- 1	15- 1				
8- 2	0- 1	1- 0	HOME	0- 1	1- 0	6- 0				
9- 4	0- 0	0- 1	AWAY	0- 2	0- 1	9- 0				
0- 1	0- 0	0- 0	NEUTRAL	0- 0	0- 0	0- 1				
8- 5	0- 1	0- 0	NON-CONFERENCE	0- 3	0- 0	8- 1				
3- 2	0- 1	0- 0	HOME	0- 1	0- 0	3- 0				
5- 2	0- 0	0- 0	AWAY	0- 2	0- 0	5- 0				
0- 1	0- 0	0- 0	NEUTRAL	0- 0	0- 0	0- 1				
9- 2	0- 0	1- 1	CONFERENCE	0- 0	1- 1	7- 0				
5- 0	0- 0	1- 0	HOME	0- 0	1- 0	3- 0				
4- 2	0- 0	0- 1	AWAY	0- 0	0- 1	4- 0				
0- 0	0- 0	0- 0	NEUTRAL	0- 0	0- 0	0- 0				

RPI 1-25				RPI 26-50				RPI 51-100				RPI 101+ Team's RPI: 107			
RPI	S	Opponent	Score	RPI	S	Opponent	Score	RPI	S	Opponent	Score	RPI	S	Opponent	Score
9	H	Purdue	56 76	46	A	South Dakota St.	57 63	53	H	Indiana	45 51	149	A	South Dakota	56 74
				46	H	South Dakota St.	76 66	61	A	East Carolina	51 71	149	H	South Dakota	80 59
								82	A	Northwestern	61 72	152	A	Indiana St.	68 64
												161	H	Missouri St.	76 65
												181	N	Cleveland St.	56 63
												187	H	Northern Ky.	86 63
												200	H	Belmont	80 58
												218	H	IPFW	70 68
												232	A	Youngstown St.	66 57
												245	A	Western Ill.	77 60
												248	A	Western Mich.	79 64
												279	A	Denver	68 55
												279	H	Denver	82 66
												319	A	North Dakota St.	71 46
												319	H	North Dakota St.	77 53
												327	A	Valparaiso	84 51
												333	A	Omaha	77 45
												346	A	Chicago St.	68 47
LAST 12 Division I GAMES:															
149	A	South Dakota	56 74	218	H	IPFW	70 68								
279	A	Denver	68 55	279	H	Denver	82 66								
46	H	South Dakota St.	76 66	149	H	South Dakota	80 59								
319	H	North Dakota St.	77 53	319	A	North Dakota St.	71 46								
333	A	Omaha	77 45	46	A	South Dakota St.	57 63								
245	A	Western Ill.	77 60	232	A	Youngstown St.	66 57								

Non-Div I Games: Ohio Valley 100 46 Ind.-Southeast 92 63

IUPUI

Loss, Non-Conf, S Site, H Home A Away N Neutral



Average RPI Win:	171	WON-LOST	WINNING	LAST 10	STRENGTH OF	OPP. STRENGTH	TEAM	ADJ.	CONF.	ADJ CONF.
Average RPI Loss:	45	RECORD	PCT. RANK	GAMES	SCHEDULE	OF SCHEDULE	RPI	RPI	RPI	RPI
DIV. I ONLY	12- 15	192	2- 8	32	22	108	108	2	2	
DIV. I NON-CONF.	9- 5	92	0- 0	118	64	95	95	2	2	
TOTALS	RPI 1-25	RPI 26-50	W-L RECORDS	RPI 51-100	RPI 101-150	RPI 150+				
12- 15	0- 6	0- 4	OVERALL	2- 2	2- 3	8- 0				
9- 5	0- 3	0- 1	HOME	2- 1	2- 0	5- 0				
2- 8	0- 3	0- 2	AWAY	0- 0	0- 3	2- 0				
1- 2	0- 0	0- 1	NEUTRAL	0- 1	0- 0	1- 0				
9- 5	0- 1	0- 2	NON-CONFERENCE	0- 1	1- 1	8- 0				
6- 1	0- 1	0- 0	HOME	0- 0	1- 0	5- 0				
2- 2	0- 0	0- 1	AWAY	0- 0	0- 1	2- 0				
1- 2	0- 0	0- 1	NEUTRAL	0- 1	0- 0	1- 0				
3- 10	0- 5	0- 2	CONFERENCE	2- 1	1- 2	0- 0				
3- 4	0- 2	0- 1	HOME	2- 1	1- 0	0- 0				
0- 6	0- 3	0- 1	AWAY	0- 0	0- 2	0- 0				
0- 0	0- 0	0- 0	NEUTRAL	0- 0	0- 0	0- 0				

RPI S	Opponent	Score	RPI S	Opponent	Score	RPI S	Opponent	Score	RPI S	Opponent	Score	Team's RPI: 108
1	A Notre Dame	53 95	27	H North Carolina	56 73	51	N Southern California	52 79	111	A Wisconsin	59 74	
1	H Notre Dame	61 82	29	N Iowa	68 78	63	H Virginia	69 65	122	A Virginia Tech	63 70	
3	H Stanford	71 83	32	A Florida St.	55 72	83	H Miami (FL)	63 62	122	H Virginia Tech	70 63	
4	A Duke	57 78	39	A BYU	69 70	99	H Wake Forest	50 56	124	A Pittsburgh	65 67	
16	A North Carolina St.	76 85							134	H Holy Cross	77 60	
23	H Syracuse	47 71							156	H FIU	89 69	
									159	H Mt. St. Mary's	81 67	
									172	A Hofstra	80 63	
									202	H Boston U.	63 52	
									217	A Providence	80 71	
									223	H Hartford	65 45	
									228	H New Hampshire	65 40	
									297	N UNC Wilmington	75 54	
LAST 12 Division I GAMES:												
23	H Syracuse	47 71	99	H Wake Forest	50 56							
1	H Notre Dame	61 82	16	A North Carolina St.	76 85							
32	A Florida St.	55 72	27	H North Carolina	56 73							
63	H Virginia	69 65	83	H Miami (FL)	63 62							
122	A Virginia Tech	63 70	4	A Duke	57 78							
124	A Pittsburgh	65 67	1	A Notre Dame	53 95							

Non-Div I Games:

Boston College

■ Loss, 
 ■ Non-Conf, S Site, 
 ■ Home 
 ■ Away 
 N Neutral



Average RPI Win: 263		WON-LOST	WINNING	LAST 10	STRENGTH OF	OPP. STRENGTH	TEAM	ADJ.	CONF.	ADJ CONF.
Average RPI Loss: 135		RECORD	PCT. RANK	GAMES	SCHEDULE	OF SCHEDULE	RPI	RPI	RPI	RPI
DIV. I ONLY		19- 6	43	8- 2	258	298	109	109	28	28
DIV. I NON-CONF.		6- 3	87	1- 0	86	192	72	72	30	30
TOTALS	RPI 1-25	RPI 26-50		W-L RECORDS		RPI 51-100	RPI 101-150		RPI 150+	
19- 6	0- 1	0- 0		OVERALL		0- 1	1- 1		18- 3	
11- 1	0- 0	0- 0		HOME		0- 0	1- 0		10- 1	
8- 4	0- 1	0- 0		AWAY		0- 0	0- 1		8- 2	
0- 1	0- 0	0- 0		NEUTRAL		0- 1	0- 0		0- 0	
6- 3	0- 1	0- 0		NON-CONFERENCE		0- 1	1- 1		5- 0	
4- 0	0- 0	0- 0		HOME		0- 0	1- 0		3- 0	
2- 2	0- 1	0- 0		AWAY		0- 0	0- 1		2- 0	
0- 1	0- 0	0- 0		NEUTRAL		0- 1	0- 0		0- 0	
13- 3	0- 0	0- 0		CONFERENCE		0- 0	0- 0		13- 3	
7- 1	0- 0	0- 0		HOME		0- 0	0- 0		7- 1	
6- 2	0- 0	0- 0		AWAY		0- 0	0- 0		6- 2	
0- 0	0- 0	0- 0		NEUTRAL		0- 0	0- 0		0- 0	

[illegible]

Non-Div I Games:

Winthrop

Loss, Non-Conf, S Site, H Home A Away N Neutral



Average RPI Win:	190	WON-LOST	WINNING	LAST 10	STRENGTH OF	OPP. STRENGTH	TEAM	ADJ.	CONF.	ADJ CONF.
Average RPI Loss:	54	RECORD	PCT. RANK	GAMES	SCHEDULE	OF SCHEDULE	RPI	RPI	RPI	RPI
DIV. I ONLY	17- 7	65	6- 4	215	49	110	110	7	7	
DIV. I NON-CONF.	9- 2	44	0- 0	252	55	102	102	7	7	
TOTALS	RPI 1-25	RPI 26-50	W-L RECORDS	RPI 51-100	RPI 101-150	RPI 150+				
17- 7	0- 2	2- 2	OVERALL	1- 1	2- 2	12- 0				
9- 5	0- 2	1- 1	HOME	1- 0	1- 2	6- 0				
6- 2	0- 0	1- 1	AWAY	0- 1	1- 0	4- 0				
2- 0	0- 0	0- 0	NEUTRAL	0- 0	0- 0	2- 0				
9- 2	0- 1	2- 0	NON-CONFERENCE	1- 0	0- 1	6- 0				
5- 2	0- 1	1- 0	HOME	1- 0	0- 1	3- 0				
2- 0	0- 0	1- 0	AWAY	0- 0	0- 0	1- 0				
2- 0	0- 0	0- 0	NEUTRAL	0- 0	0- 0	2- 0				
8- 5	0- 1	0- 2	CONFERENCE	0- 1	2- 1	6- 0				
4- 3	0- 1	0- 1	HOME	0- 0	1- 1	3- 0				
4- 2	0- 0	0- 1	AWAY	0- 1	1- 0	3- 0				
0- 0	0- 0	0- 0	NEUTRAL	0- 0	0- 0	0- 0				

RPI 1-25				RPI 26-50				RPI 51-100				RPI 101+ Team's RPI: 110			
RPI	S	Opponent	Score	RPI	S	Opponent	Score	RPI	S	Opponent	Score	RPI	S	Opponent	Score
4	H	Duke	61 78	26	A	Vanderbilt	82 77	62	A	Creighton	64 83	111	H	Wisconsin	60 62
12	H	St. John's (NY)	47 49	33	H	Villanova	61 63	99	H	Wake Forest	90 71	117	A	Butler	61 59
				35	H	Central Mich.	84 72					117	H	Butler	70 74
				36	A	DePaul	85 91					132	H	Seton Hall	62 60
												174	N	Utah	72 65
												180	A	Georgetown	82 80
												180	H	Georgetown	77 54
												215	A	Xavier	73 67
												215	H	Xavier	75 54
												217	A	Providence	71 62
												217	H	Providence	87 79
												254	N	Tennessee Tech	84 64
												268	H	Oral Roberts	79 71
												279	H	Denver	71 54
												284	A	Milwaukee	71 52
												345	H	Ark.-Pine Bluff	96 44
LAST 12 Division I GAMES:															
215	H	Xavier	75 54	62	A	Creighton	64 83	217	H	Providence	87 79				
217	A	Providence	71 62	12	H	St. John's (NY)	47 49	215	A	Xavier	73 67				
117	H	Butler	70 74	180	A	Georgetown	82 80	33	H	Villanova	61 63				
132	H	Seton Hall	62 60												
180	H	Georgetown	77 54												
36	A	DePaul	85 91												

Non-Div I Games:

Marquette

■ Loss, 
■ Non-Conf, 
■ S Site, 
■ H Home 
■ A Away 
N Neutral



Average RPI Win:	150	WON-LOST	WINNING	LAST 10	STRENGTH OF	OPP. STRENGTH	TEAM	ADJ.	CONF.	ADJ CONF.
Average RPI Loss:	55	RECORD	PCT. RANK	GAMES	SCHEDULE	OF SCHEDULE	RPI	RPI	RPI	RPI
DIV. I ONLY	10- 15	233	2- 8	26	38	111	111	3	3	
DIV. I NON-CONF.	7- 5	120	0- 0	53	95	83	83	4	4	
TOTALS	RPI 1-25	RPI 26-50	W-L RECORDS	RPI 51-100	RPI 101-150	RPI 150+				
10- 15	0- 2	0- 6	OVERALL	2- 6	3- 1	5- 0				
6- 6	0- 1	0- 3	HOME	2- 1	2- 1	2- 0				
3- 9	0- 1	0- 3	AWAY	0- 5	1- 0	2- 0				
1- 0	0- 0	0- 0	NEUTRAL	0- 0	0- 0	1- 0				
7- 5	0- 1	0- 1	NON-CONFERENCE	0- 2	3- 1	4- 0				
4- 2	0- 1	0- 0	HOME	0- 0	2- 1	2- 0				
2- 3	0- 0	0- 1	AWAY	0- 2	1- 0	1- 0				
1- 0	0- 0	0- 0	NEUTRAL	0- 0	0- 0	1- 0				
3- 10	0- 1	0- 5	CONFERENCE	2- 4	0- 0	1- 0				
2- 4	0- 0	0- 3	HOME	2- 1	0- 0	0- 0				
1- 6	0- 1	0- 2	AWAY	0- 3	0- 0	1- 0				
0- 0	0- 0	0- 0	NEUTRAL	0- 0	0- 0	0- 0				

RPI S	Opponent	Score	RPI S	Opponent	Score	RPI S	Opponent	Score	RPI S	Opponent	Score	Team's RPI: 111
10	A Penn St.	68 78	26	A Vanderbilt	69 81	53	A Indiana	69 76	103	H Green Bay	65 61	
19	H Gonzaga	55 70	29	H Iowa	65 82	53	H Indiana	65 60	108	H Boston College	74 59	
			30	A Minnesota	53 64	55	H Ohio St.	82 71	110	A Marquette	62 60	
			30	H Minnesota	50 63	78	A Washington	67 80	129	H Ill.-Chicago	56 58	
			31	H Nebraska	70 71	82	A Northwestern	58 74	158	A Illinois	76 64	
			42	A Michigan St.	67 71	86	A Michigan	62 70	185	H Drake	66 41	
						86	H Michigan	44 60	209	N Mercer	77 72	
						90	A Alabama	62 70	237	H Northern Ill.	71 51	
									284	A Milwaukee	85 60	
LAST 12 Division I GAMES:												
10	A Penn St.	68 78	86	H Michigan	44 60							
30	H Minnesota	50 63	30	A Minnesota	53 64							
53	A Indiana	69 76	82	A Northwestern	58 74							
31	H Nebraska	70 71	53	H Indiana	65 60							
55	H Ohio St.	82 71	29	H Iowa	65 82							
42	A Michigan St.	67 71	86	A Michigan	62 70							

Non-Div I Games:

Wisconsin

■ Loss, 
 ■ Non-Conf, 
 ■ S Site, 
 ■ H Home 
 ■ A Away 
 N Neutral



Average RPI Win:	218	WON-LOST	WINNING	LAST 10	STRENGTH OF	OPP. STRENGTH	TEAM	ADJ.	CONF.	ADJ CONF.
Average RPI Loss:	105	RECORD	PCT. RANK	GAMES	SCHEDULE	OF SCHEDULE	RPI	RPI	RPI	RPI
DIV. I ONLY	14- 8	98	8- 2	182	152	112	112	12	12	
DIV. I NON-CONF.	5- 5	148	0- 0	195	173	174	174	13	13	
<hr/>										
TOTALS	RPI 1-25	RPI 26-50	W-L RECORDS	RPI 51-100	RPI 101-150	RPI 150+				
14- 8	0- 1	0- 2	OVERALL	0- 1	1- 2	13- 2				
9- 1	0- 0	0- 1	HOME	0- 0	1- 0	8- 0				
5- 6	0- 1	0- 1	AWAY	0- 1	0- 2	5- 1				
0- 1	0- 0	0- 0	NEUTRAL	0- 0	0- 0	0- 1				
5- 5	0- 1	0- 0	NON-CONFERENCE	0- 1	0- 2	5- 1				
4- 0	0- 0	0- 0	HOME	0- 0	0- 0	4- 0				
1- 4	0- 1	0- 0	AWAY	0- 1	0- 2	1- 0				
0- 1	0- 0	0- 0	NEUTRAL	0- 0	0- 0	0- 1				
9- 3	0- 0	0- 2	CONFERENCE	0- 0	1- 0	8- 1				
5- 1	0- 0	0- 1	HOME	0- 0	1- 0	4- 0				
4- 2	0- 0	0- 1	AWAY	0- 0	0- 0	4- 1				
0- 0	0- 0	0- 0	NEUTRAL	0- 0	0- 0	0- 0				

RPI 1-25				RPI 26-50				RPI 51-100				RPI 101+ Team's RPI: 112			
RPI	S	Opponent	Score	RPI	S	Opponent	Score	RPI	S	Opponent	Score	RPI	S	Opponent	Score
21	A	Dayton	80 94	34	A	Bowling Green	65 81	88	A	Wright St.	80 90	114	A	Cal Poly	74 84
				35	H	Central Mich.	83 109					128	H	Buffalo	101 92
												133	A	Cincinnati	70 86
												164	A	Ball St.	87 64
												164	H	Ball St.	87 78
												171	N	UC Davis	58 71
												179	A	Eastern Mich.	101 79
												186	A	Toledo	82 62
												196	H	Fla. Atlantic	98 69
												198	H	Ohio	80 56
												232	H	Youngstown St.	91 75
												237	A	Northern Ill.	71 67
												243	A	Miami (OH)	76 79
												248	H	Western Mich.	79 66
												254	H	Tennessee Tech	118 71
												259	A	Canisius	72 56
												291	H	George Mason	88 70
												311	H	Kent St.	77 51
<hr/>															
LAST 12 Division I GAMES:															
				164	A	Ball St.	87 64					198	H	Ohio	80 56
				248	H	Western Mich.	79 66					311	H	Kent St.	77 51
				237	A	Northern Ill.	71 67					243	A	Miami (OH)	76 79
				128	H	Buffalo	101 92					34	A	Bowling Green	65 81
				186	A	Toledo	82 62					35	H	Central Mich.	83 109
				179	A	Eastern Mich.	101 79					164	H	Ball St.	87 78

Non-Div I Games: Rochester College 86 43

Akron

■ Loss, 
 ■ Non-Conf, S Site, 
 ■ Home 
 ■ Away 
 N Neutral



Average RPI Win:	221	WON-LOST	WINNING	LAST 10	STRENGTH OF	OPP. STRENGTH	TEAM	ADJ.	CONF.	ADJ CONF.
Average RPI Loss:	110	RECORD	PCT. RANK	GAMES	SCHEDULE	OF SCHEDULE	RPI	RPI	RPI	RPI
DIV. I ONLY	14- 8	98	6- 4	203	143	113	113	15	15	
DIV. I NON-CONF.	3- 4	193	0- 0	132	62	143	143	17	17	
TOTALS	RPI 1-25	RPI 26-50	W-L RECORDS	RPI 51-100	RPI 101-150	RPI 150+				
14- 8	0- 0	0- 3	OVERALL	0- 0	4- 3	10- 2				
9- 1	0- 0	0- 0	HOME	0- 0	4- 0	5- 1				
5- 7	0- 0	0- 3	AWAY	0- 0	0- 3	5- 1				
0- 0	0- 0	0- 0	NEUTRAL	0- 0	0- 0	0- 0				
3- 4	0- 0	0- 3	NON-CONFERENCE	0- 0	1- 1	2- 0				
2- 0	0- 0	0- 0	HOME	0- 0	1- 0	1- 0				
1- 4	0- 0	0- 3	AWAY	0- 0	0- 1	1- 0				
0- 0	0- 0	0- 0	NEUTRAL	0- 0	0- 0	0- 0				
11- 4	0- 0	0- 0	CONFERENCE	0- 0	3- 2	8- 2				
7- 1	0- 0	0- 0	HOME	0- 0	3- 0	4- 1				
4- 3	0- 0	0- 0	AWAY	0- 0	0- 2	4- 1				
0- 0	0- 0	0- 0	NEUTRAL	0- 0	0- 0	0- 0				

RPI 1-25				RPI 26-50				RPI 51-100				RPI 101+				Team's RPI: 113	
RPI	S	Opponent	Score	RPI	S	Opponent	Score	RPI	S	Opponent	Score	RPI	S	Opponent	Score		
				29	A	Iowa	62 88					120	A	Montana	49 52		
				30	A	Minnesota	44 46					120	H	Montana	62 57		
				50	A	Iowa St.	55 84					121	A	Sacramento St.	104 110		
												126	H	Southern Utah	71 68		
												139	H	Eastern Wash.	82 60		
												143	A	UNI	56 61		
												149	H	South Dakota	65 61		
												184	A	Idaho St.	48 47		
												184	H	Idaho St.	64 59		
												192	A	Montana St.	67 78		
												192	H	Montana St.	65 76		
												204	A	Northern Colo.	68 65		
												204	H	Northern Colo.	63 51		
												266	H	Portland St.	69 44		
												277	A	Northern Ariz.	91 83		
												284	A	Milwaukee	78 66		
												319	H	North Dakota St.	88 83		
												321	A	Weber St.	83 72		
												321	H	Weber St.	68 55		
LAST 12 Division I GAMES:																	
				120	A	Montana	49 52					277	A	Northern Ariz.	91 83		
				192	A	Montana St.	67 78					121	A	Sacramento St.	104 110		
				184	H	Idaho St.	64 59					192	H	Montana St.	65 76		
				321	H	Weber St.	68 55					120	H	Montana	62 57		
				266	H	Portland St.	69 44					321	A	Weber St.	83 72		
				139	H	Eastern Wash.	82 60					184	A	Idaho St.	48 47		

Non-Div I Games: Mayville St. 71 62 Jamestown 93 56

North Dakota

Loss, Non-Conf, S Site, H Home A Away N Neutral



Average RPI Win:	192	WON-LOST	WINNING	LAST 10	STRENGTH OF	OPP. STRENGTH	TEAM	ADJ.	CONF.	ADJ CONF.
Average RPI Loss:	98	RECORD	PCT. RANK	GAMES	SCHEDULE	OF SCHEDULE	RPI	RPI	RPI	RPI
DIV. I ONLY	14- 10	115	7- 3	125	108	114	114	16	16	
DIV. I NON-CONF.	6- 7	165	0- 1	64	57	124	124	14	14	
TOTALS	RPI 1-25	RPI 26-50	W-L RECORDS	RPI 51-100	RPI 101-150	RPI 150+				
14- 10	0- 1	0- 1	OVERALL	0- 4	4- 1	10- 3				
9- 2	0- 0	0- 0	HOME	0- 0	3- 0	6- 2				
5- 6	0- 1	0- 1	AWAY	0- 2	1- 1	4- 1				
0- 2	0- 0	0- 0	NEUTRAL	0- 2	0- 0	0- 0				
6- 7	0- 1	0- 1	NON-CONFERENCE	0- 4	2- 1	4- 0				
5- 0	0- 0	0- 0	HOME	0- 0	2- 0	3- 0				
1- 5	0- 1	0- 1	AWAY	0- 2	0- 1	1- 0				
0- 2	0- 0	0- 0	NEUTRAL	0- 2	0- 0	0- 0				
8- 3	0- 0	0- 0	CONFERENCE	0- 0	2- 0	6- 3				
4- 2	0- 0	0- 0	HOME	0- 0	1- 0	3- 2				
4- 1	0- 0	0- 0	AWAY	0- 0	1- 0	3- 1				
0- 0	0- 0	0- 0	NEUTRAL	0- 0	0- 0	0- 0				

RPI 1-25				RPI 26-50				RPI 51-100				RPI 101+ Team's RPI: 114			
RPI	S	Opponent	Score	RPI	S	Opponent	Score	RPI	S	Opponent	Score	RPI	S	Opponent	Score
3	A	Stanford	51 86	43	A	St. Mary's (CA)	69 77	73	N	Harvard	76 83	105	A	Hawaii	78 74
								74	N	Duquesne	69 84	105	H	Hawaii	62 60
								77	A	UCLA	89 96	112	H	Akron	84 74
								94	A	Oregon	87 124	131	A	Portland	76 83
												136	H	Bakersfield	63 54
												154	A	Long Beach St.	107 102
												154	H	Long Beach St.	72 85
												166	H	San Francisco	76 65
												167	A	Cal St. Northridge	76 81
												167	H	Cal St. Northridge	57 83
												168	H	Nevada	82 57
												171	A	UC Davis	81 72
												190	A	UC Irvine	84 79
												238	H	Cal St. Fullerton	69 65
												260	A	Pepperdine	80 77
												286	H	New Mexico St.	72 64
												292	H	UC Riverside	89 72
												305	H	UC Santa Barbara	88 70
LAST 12 Division I GAMES:															
154	H	Long Beach St.	72 85	238	H	Cal St. Fullerton	69 65								
167	H	Cal St. Northridge	57 83	154	A	Long Beach St.	107 102								
105	H	Hawaii	62 60	167	A	Cal St. Northridge	76 81								
190	A	UC Irvine	84 79	305	H	UC Santa Barbara	88 70								
171	A	UC Davis	81 72	105	A	Hawaii	78 74								
292	H	UC Riverside	89 72	77	A	UCLA	89 96								

Non-Div I Games:

Cal Poly

■ Loss, 
 ■ Non-Conf, 
 ■ S Site, 
 ■ Home 
 ■ A Away 
 N Neutral



Average RPI Win:	263	WON-LOST	WINNING	LAST 10	STRENGTH OF	OPP. STRENGTH	TEAM	ADJ.	CONF.	ADJ CONF.
Average RPI Loss:	82	RECORD	PCT. RANK	GAMES	SCHEDULE	OF SCHEDULE	RPI	RPI	RPI	RPI
DIV. I ONLY	23- 3	6	10- 0	338	250	115	115	31	31	
DIV. I NON-CONF.	10- 3	58	0- 0	322	89	123	123	31	31	
TOTALS	RPI 1-25	RPI 26-50	W-L RECORDS	RPI 51-100	RPI 101-150	RPI 150+				
23- 3	0- 1	0- 0	OVERALL	1- 1	0- 0	22- 1				
11- 1	0- 0	0- 0	HOME	1- 1	0- 0	10- 0				
12- 2	0- 1	0- 0	AWAY	0- 0	0- 0	12- 1				
0- 0	0- 0	0- 0	NEUTRAL	0- 0	0- 0	0- 0				
10- 3	0- 1	0- 0	NON-CONFERENCE	1- 1	0- 0	9- 1				
5- 1	0- 0	0- 0	HOME	1- 1	0- 0	4- 0				
5- 2	0- 1	0- 0	AWAY	0- 0	0- 0	5- 1				
0- 0	0- 0	0- 0	NEUTRAL	0- 0	0- 0	0- 0				
13- 0	0- 0	0- 0	CONFERENCE	0- 0	0- 0	13- 0				
6- 0	0- 0	0- 0	HOME	0- 0	0- 0	6- 0				
7- 0	0- 0	0- 0	AWAY	0- 0	0- 0	7- 0				
0- 0	0- 0	0- 0	NEUTRAL	0- 0	0- 0	0- 0				

RPI 1-25				RPI 26-50				RPI 51-100				RPI 101+ Team's RPI: 115			
RPI	S	Opponent	Score	RPI	S	Opponent	Score	RPI	S	Opponent	Score	RPI	S	Opponent	Score
4	A	Duke	51 80					59	H	Marist	69 59	170	A	Stony Brook	66 51
								71	H	Quinnipiac	53 74	172	A	Hofstra	56 60
												188	A	Northeastern	75 66
												212	H	Colgate	64 50
												217	A	Providence	70 60
												223	A	Hartford	69 52
												223	H	Hartford	90 68
												228	H	New Hampshire	88 47
												238	H	Cal St. Fullerton	71 49
												239	A	Maine	58 56
												239	H	Maine	84 56
												248	H	Western Mich.	77 61
												283	A	Siena	69 42
												303	H	Delaware St.	87 71
												315	A	Dartmouth	81 59
												326	A	UMass Lowell	87 50
												326	H	UMass Lowell	93 47
												329	A	Binghamton	66 36
												332	A	NJIT	75 64
												336	A	Vermont	94 49
												336	H	Vermont	69 52
												343	A	UMBC	56 46
												343	H	UMBC	65 39
LAST 12 Division I GAMES:															
239	A	Maine	58 56	343	H	UMBC	65 39								
343	A	UMBC	56 46	228	H	New Hampshire	88 47								
223	H	Hartford	90 68	329	A	Binghamton	66 36								
326	H	UMass Lowell	93 47	239	H	Maine	84 56								
336	H	Vermont	69 52	326	A	UMass Lowell	87 50								
170	A	Stony Brook	66 51	223	A	Hartford	69 52								

Non-Div I Games:

Albany (NY)

■ Loss, 
 ■ Non-Conf, S Site, 
 ■ Home 
 ■ Away 
 N Neutral



RPI 1-25				RPI 26-50				RPI 51-100				RPI 101+ Team's RPI: 116			
RPI	S	Opponent	Score	RPI	S	Opponent	Score	RPI	S	Opponent	Score	RPI	S	Opponent	Score
12	H	St. John's (NY)	58 61	47	A	James Madison	51 87	66	A	Princeton	80 84	140	A	Col. of Charleston	66 68
								72	H	Temple	58 70	140	H	Col. of Charleston	85 71
								98	H	Drexel	52 61	172	H	Hofstra	71 66
								99	H	Wake Forest	71 61	188	H	Northeastern	74 65
												203	A	Towson	69 44
												203	H	Towson	52 43
												211	A	Rider	65 54
												213	A	Lehigh	77 64
												232	N	Youngstown St.	69 48
												251	N	Howard	69 44
												282	H	Monmouth	72 58
												295	A	William & Mary	57 39
												297	A	UNC Wilmington	70 50
												297	H	UNC Wilmington	65 44
												306	N	SIU Edwardsville	71 42
												325	A	Rhode Island	64 43
LAST 12 Division I GAMES:															
203	H	Towson	52 43	98	H	Drexel	52 61								
140	H	Col. of Charleston	85 71	297	H	UNC Wilmington	65 44								
297	A	UNC Wilmington	70 50	47	A	James Madison	51 87								
203	A	Towson	69 44	295	A	William & Mary	57 39								
188	H	Northeastern	74 65	172	H	Hofstra	71 66								
140	A	Col. of Charleston	66 68	12	H	St. John's (NY)	58 61								

Page 116



Average RPI Win:	178	WON-LOST	WINNING	LAST 10	STRENGTH OF	OPP. STRENGTH	TEAM	ADJ.	CONF.	ADJ CONF.
Average RPI Loss:	77	RECORD	PCT. RANK	GAMES	SCHEDULE	OF SCHEDULE	RPI	RPI	RPI	RPI
DIV. I ONLY	12- 13	172	5- 5	53	92	117	117	7	7	
DIV. I NON-CONF.	5- 6	173	0- 0	55	236	147	147	7	7	
TOTALS	RPI 1-25	RPI 26-50	W-L RECORDS	RPI 51-100	RPI 101-150	RPI 150+				
12- 13	0- 2	0- 5	OVERALL	1- 1	3- 2	8- 3				
5- 7	0- 1	0- 4	HOME	1- 0	0- 2	4- 0				
5- 6	0- 1	0- 1	AWAY	0- 1	2- 0	3- 3				
2- 0	0- 0	0- 0	NEUTRAL	0- 0	1- 0	1- 0				
5- 6	0- 0	0- 2	NON-CONFERENCE	0- 1	1- 1	4- 2				
2- 3	0- 0	0- 2	HOME	0- 0	0- 1	2- 0				
1- 3	0- 0	0- 0	AWAY	0- 1	0- 0	1- 2				
2- 0	0- 0	0- 0	NEUTRAL	0- 0	1- 0	1- 0				
7- 7	0- 2	0- 3	CONFERENCE	1- 0	2- 1	4- 1				
3- 4	0- 1	0- 2	HOME	1- 0	0- 1	2- 0				
4- 3	0- 1	0- 1	AWAY	0- 0	2- 0	2- 1				
0- 0	0- 0	0- 0	NEUTRAL	0- 0	0- 0	0- 0				

RPI 1-25				RPI 26-50				RPI 51-100				RPI 101+ Team's RPI: 117			
RPI	S	Opponent	Score	RPI	S	Opponent	Score	RPI	S	Opponent	Score	RPI	S	Opponent	Score
12	A	St. John's (NY)	55 58	33	A	Villanova	46 61	53	A	Indiana	69 84	110	A	Marquette	74 70
12	H	St. John's (NY)	55 58	33	H	Villanova	48 70	62	H	Creighton	58 52	110	H	Marquette	59 61
				34	H	Bowling Green	57 61					129	H	Ill.-Chicago	57 62
				36	H	DePaul	64 85					132	A	Seton Hall	75 69
				43	H	St. Mary's (CA)	86 90					139	N	Eastern Wash.	74 51
												152	A	Indiana St.	56 62
												174	N	Utah	66 54
												179	A	Eastern Mich.	76 81
												180	A	Georgetown	79 85
												180	H	Georgetown	67 59
												181	H	Cleveland St.	85 69
												187	H	Northern Ky.	53 47
												215	A	Xavier	68 54
												217	A	Providence	68 65
												217	H	Providence	72 69
												327	A	Valparaiso	65 50
LAST 12 Division I GAMES:															
180	H	Georgetown	67 59	36	H	DePaul	64 85								
33	A	Villanova	46 61	62	H	Creighton	58 52								
110	A	Marquette	74 70	12	A	St. John's (NY)	55 58								
12	H	St. John's (NY)	55 58	180	A	Georgetown	79 85								
215	A	Xavier	68 54	33	H	Villanova	48 70								
217	H	Providence	72 69	132	A	Seton Hall	75 69								

Non-Div I Games:

Butler

■ Loss, 
 ■ Non-Conf, 
 ■ S Site, 
 ■ H Home 
 ■ A Away 
 N Neutral



Average RPI Win: <b>237</b>	WON-LOST	WINNING	LAST 10	STRENGTH OF	OPP. STRENGTH	TEAM	ADJ.	CONF.	ADJ CONF.
Average RPI Loss: <b>132</b>	RECORD	PCT. RANK	GAMES	SCHEDULE	OF SCHEDULE	RPI	RPI	RPI	RPI
DIV. I ONLY	16- 9	94	7- 3	183	213	118	118	26	26
DIV. I NON-CONF.	6- 6	148	0- 0	79	111	120	120	26	26
TOTALS	RPI 1-25	RPI 26-50	W-L RECORDS	RPI 51-100	RPI 101-150	RPI 150+			
16- 9	0- 2	0- 1	OVERALL	0- 2	3- 0	13- 4			
7- 2	0- 0	0- 0	HOME	0- 1	2- 0	5- 1			
9- 4	0- 1	0- 0	AWAY	0- 1	1- 0	8- 2			
0- 3	0- 1	0- 1	NEUTRAL	0- 0	0- 0	0- 1			
6- 6	0- 2	0- 1	NON-CONFERENCE	0- 2	0- 0	6- 1			
3- 1	0- 0	0- 0	HOME	0- 1	0- 0	3- 0			
3- 2	0- 1	0- 0	AWAY	0- 1	0- 0	3- 0			
0- 3	0- 1	0- 1	NEUTRAL	0- 0	0- 0	0- 1			
10- 3	0- 0	0- 0	CONFERENCE	0- 0	3- 0	7- 3			
4- 1	0- 0	0- 0	HOME	0- 0	2- 0	2- 1			
6- 2	0- 0	0- 0	AWAY	0- 0	1- 0	5- 2			
0- 0	0- 0	0- 0	NEUTRAL	0- 0	0- 0	0- 0			

RPI 1-25				RPI 26-50				RPI 51-100				RPI 101+ Team's RPI: 118			
RPI	S	Opponent	Score	RPI	S	Opponent	Score	RPI	S	Opponent	Score	RPI	S	Opponent	Score
11	A	Texas A&M	62 80	27	N	North Carolina	60 93	68	A	Wichita St.	47 66	141	H	UALR	77 45
22	N	Arizona St.	66 69					95	H	UT Martin	66 75	147	A	Western Ky.	67 64
												147	H	Western Ky.	78 75
												158	N	Illinois	54 70
												161	H	Missouri St.	79 61
												205	A	Central Ark.	73 61
												216	A	Texas St.	87 71
												234	A	Louisiana Tech	91 68
												240	A	Georgia St.	80 75
												240	H	Georgia St.	74 76
												254	H	Tennessee Tech	90 75
												255	A	Troy	65 83
												255	H	Troy	74 65
												267	A	Austin Peay	79 69
												285	A	La.-Monroe	80 68
												294	A	South Ala.	71 58
												294	H	South Ala.	73 60
												311	H	Kent St.	92 61
												316	A	La.-Lafayette	76 77
												334	A	Texas-Arlington	66 62
LAST 12 Division I GAMES:															
316	A	La.-Lafayette	76 77	141	H	UALR	77 45								
294	A	South Ala.	71 58	147	A	Western Ky.	67 64								
240	A	Georgia St.	80 75	240	H	Georgia St.	74 76								
147	H	Western Ky.	78 75	294	H	South Ala.	73 60								
255	A	Troy	65 83	255	H	Troy	74 65								
285	A	La.-Monroe	80 68	216	A	Texas St.	87 71								

Non-Div I Games:

Arkansas St.

■ Loss, 
 ■ Non-Conf, 
 ■ S Site, 
 ■ Home 
 ■ A Away 
 N Neutral



Average RPI Win:	194	WON-LOST	WINNING	LAST 10	STRENGTH OF	OPP. STRENGTH	TEAM	ADJ.	CONF.	ADJ CONF.
Average RPI Loss:	44	RECORD	PCT. RANK	GAMES	SCHEDULE	OF SCHEDULE	RPI	RPI	RPI	RPI
DIV. I ONLY	10- 14	216	4- 6	23	66	119	119	4	4	
DIV. I NON-CONF.	6- 5	136	0- 0	61	213	128	128	5	5	
TOTALS	RPI 1-25	RPI 26-50	W-L RECORDS	RPI 51-100	RPI 101-150	RPI 150+				
10- 14	0- 7	2- 3	OVERALL	1- 3	1- 1	6- 0				
7- 5	0- 3	2- 0	HOME	0- 1	1- 1	4- 0				
1- 7	0- 3	0- 3	AWAY	0- 1	0- 0	1- 0				
2- 2	0- 1	0- 0	NEUTRAL	1- 1	0- 0	1- 0				
6- 5	0- 1	0- 1	NON-CONFERENCE	1- 3	1- 0	4- 0				
4- 1	0- 0	0- 0	HOME	0- 1	1- 0	3- 0				
0- 2	0- 0	0- 1	AWAY	0- 1	0- 0	0- 0				
2- 2	0- 1	0- 0	NEUTRAL	1- 1	0- 0	1- 0				
4- 9	0- 6	2- 2	CONFERENCE	0- 0	0- 1	2- 0				
3- 4	0- 3	2- 0	HOME	0- 0	0- 1	1- 0				
1- 5	0- 3	0- 2	AWAY	0- 0	0- 0	1- 0				
0- 0	0- 0	0- 0	NEUTRAL	0- 0	0- 0	0- 0				

RPI 1-25				RPI 26-50				RPI 51-100				RPI 101+ Team's RPI: 119			
RPI	S	Opponent	Score	RPI	S	Opponent	Score	RPI	S	Opponent	Score	RPI	S	Opponent	Score
14	A	Baylor	48 71	40	A	Oklahoma	50 61	63	N	Virginia	49 46	106	H	Kansas	64 71
14	H	Baylor	63 92	40	H	Oklahoma	86 78	68	H	Wichita St.	46 69	127	H	Charlotte	73 65
16	N	North Carolina St.	60 77	41	A	UTEP	39 84	80	N	SMU	57 68	244	A	Texas Tech	72 65
17	A	West Virginia	44 84	50	A	Iowa St.	65 84	92	A	Hampton	75 86	244	H	Texas Tech	60 54
24	A	Texas	53 67	50	H	Iowa St.	80 74					287	H	Grambling	83 50
24	H	Texas	63 69									290	H	Tennessee St.	85 53
25	H	Oklahoma St.	51 58									292	N	UC Riverside	74 42
												305	H	UC Santa Barbara	73 64
LAST 12 Division I GAMES:															
244	H	Texas Tech	60 54	14	A	Baylor	48 71								
24	H	Texas	63 69	50	H	Iowa St.	80 74								
17	A	West Virginia	44 84	244	A	Texas Tech	72 65								
50	A	Iowa St.	65 84	40	A	Oklahoma	50 61								
40	H	Oklahoma	86 78	25	H	Oklahoma St.	51 58								
106	H	Kansas	64 71	24	A	Texas	53 67								

Non-Div I Games:

Kansas St.

■ Loss, 
 ■ Non-Conf, S Site, 
 ■ Home 
 ■ Away 
 N Neutral



Average RPI Win:	200	WON-LOST	WINNING	LAST 10	STRENGTH OF	OPP. STRENGTH	TEAM	ADJ.	CONF.	ADJ CONF.
Average RPI Loss:	158	RECORD	PCT. RANK	GAMES	SCHEDULE	OF SCHEDULE	RPI	RPI	RPI	RPI
DIV. I ONLY	15- 7	72	7- 3	236	157	120	120	15	15	
DIV. I NON-CONF.	5- 3	106	0- 0	257	140	167	167	17	17	
TOTALS	RPI 1-25	RPI 26-50	W-L RECORDS	RPI 51-100	RPI 101-150	RPI 150+				
15- 7	0- 0	0- 0	OVERALL	1- 1	4- 4	10- 2				
11- 1	0- 0	0- 0	HOME	1- 1	4- 0	6- 0				
4- 5	0- 0	0- 0	AWAY	0- 0	0- 4	4- 1				
0- 1	0- 0	0- 0	NEUTRAL	0- 0	0- 0	0- 1				
5- 3	0- 0	0- 0	NON-CONFERENCE	1- 1	1- 1	3- 1				
3- 1	0- 0	0- 0	HOME	1- 1	1- 0	1- 0				
2- 1	0- 0	0- 0	AWAY	0- 0	0- 1	2- 0				
0- 1	0- 0	0- 0	NEUTRAL	0- 0	0- 0	0- 1				
10- 4	0- 0	0- 0	CONFERENCE	0- 0	3- 3	7- 1				
8- 0	0- 0	0- 0	HOME	0- 0	3- 0	5- 0				
2- 4	0- 0	0- 0	AWAY	0- 0	0- 3	2- 1				
0- 0	0- 0	0- 0	NEUTRAL	0- 0	0- 0	0- 0				

RPI S	Opponent	Score	RPI S	Opponent	Score	RPI S	Opponent	Score	RPI S	Opponent	Score
						72	H Temple	52 61	113	A North Dakota	57 62
						93	H Idaho	59 56	113	H North Dakota	52 49
									121	A Sacramento St.	81 91
									126	H Southern Utah	81 73
									131	H Portland	68 61
									135	A Wyoming	65 79
									139	A Eastern Wash.	61 71
									139	H Eastern Wash.	81 64
									184	H Idaho St.	67 48
									190	H UC Irvine	71 48
									192	H Montana St.	84 79
									204	A Northern Colo.	54 57
									204	H Northern Colo.	61 55
									219	A Loyola Marymount	49 47
									266	A Portland St.	65 55
									266	H Portland St.	94 58
									277	A Northern Ariz.	87 67
									279	A Denver	84 58
									319	N North Dakota St.	53 70
									321	H Weber St.	68 52
LAST 12 Division I GAMES:											
			113	H North Dakota	52 49		321	H Weber St.	68 52		
			204	H Northern Colo.	61 55		184	H Idaho St.	67 48		
			139	A Eastern Wash.	61 71		204	A Northern Colo.	54 57		
			266	A Portland St.	65 55		113	A North Dakota	57 62		
			192	H Montana St.	84 79		266	H Portland St.	94 58		
			126	H Southern Utah	81 73		139	H Eastern Wash.	81 64		

Non-Div I Games: Mont. St.-Northern 76 49

Montana

Loss, Non-Conf, S Site, H Home A Away N Neutral



Average RPI Win:	201	WON-LOST	WINNING	LAST 10	STRENGTH OF	OPP. STRENGTH	TEAM	ADJ.	CONF.	ADJ CONF.
Average RPI Loss:	145	RECORD	PCT. RANK	GAMES	SCHEDULE	OF SCHEDULE	RPI	RPI	RPI	RPI
DIV. I ONLY	16- 7	70	5- 5	243	163	121	121	15	15	
DIV. I NON-CONF.	8- 1	27	0- 0	193	141	38	38	17	17	
TOTALS	RPI 1-25	RPI 26-50	W-L RECORDS	RPI 51-100	RPI 101-150	RPI 150+				
16- 7	0- 0	1- 1	OVERALL	1- 0	2- 4	12- 2				
11- 2	0- 0	1- 0	HOME	0- 0	2- 2	8- 0				
5- 5	0- 0	0- 1	AWAY	1- 0	0- 2	4- 2				
0- 0	0- 0	0- 0	NEUTRAL	0- 0	0- 0	0- 0				
8- 1	0- 0	1- 1	NON-CONFERENCE	1- 0	0- 0	6- 0				
5- 0	0- 0	1- 0	HOME	0- 0	0- 0	4- 0				
3- 1	0- 0	0- 1	AWAY	1- 0	0- 0	2- 0				
0- 0	0- 0	0- 0	NEUTRAL	0- 0	0- 0	0- 0				
8- 6	0- 0	0- 0	CONFERENCE	0- 0	2- 4	6- 2				
6- 2	0- 0	0- 0	HOME	0- 0	2- 2	4- 0				
2- 4	0- 0	0- 0	AWAY	0- 0	0- 2	2- 2				
0- 0	0- 0	0- 0	NEUTRAL	0- 0	0- 0	0- 0				

RPI S	Opponent	Score	RPI S	Opponent	Score	RPI S	Opponent	Score	RPI S	Opponent	Score	Team's RPI: 121
37	A Oregon St.	80 102	43	H St. Mary's (CA)	94 92	94	A Oregon	97 85	113	H North Dakota	110 104	
									120	H Montana	91 81	
									126	A Southern Utah	74 93	
									126	H Southern Utah	79 97	
									139	A Eastern Wash.	65 78	
									139	H Eastern Wash.	73 79	
									167	H Cal St. Northridge	92 73	
									171	A UC Davis	84 78	
									184	A Idaho St.	53 62	
									189	H San Diego St.	93 89	
									190	H UC Irvine	99 94	
									192	H Montana St.	107 95	
									204	H Northern Colo.	74 64	
									258	H San Jose St.	103 99	
									266	A Portland St.	80 83	
									266	H Portland St.	84 80	
									277	A Northern Ariz.	99 91	
									277	H Northern Ariz.	104 79	
									321	A Weber St.	111 104	
									341	A Utah Valley	87 84	
LAST 12 Division I GAMES:												
266	H Portland St.	84 80	204	H Northern Colo.	74 64							
139	H Eastern Wash.	73 79	113	H North Dakota	110 104							
126	A Southern Utah	74 93	139	A Eastern Wash.	65 78							
277	A Northern Ariz.	99 91	266	A Portland St.	80 83							
321	A Weber St.	111 104	126	H Southern Utah	79 97							
184	A Idaho St.	53 62	277	H Northern Ariz.	104 79							

Non-Div I Games:

Sacramento St.

■ Loss, 
 ■ Non-Conf, 
 ■ S Site, 
 ■ H Home 
 ■ A Away 
 N Neutral



## Virginia Tech

Through Games Of Feb. 16, 2014

Average RPI Win:	175	WON-LOST	WINNING	LAST 10	STRENGTH OF	OPP. STRENGTH	TEAM	ADJ.	CONF.	ADJ CONF.
Average RPI Loss:	58	RECORD	PCT. RANK	GAMES	SCHEDULE	OF SCHEDULE	RPI	RPI	RPI	RPI
DIV. I ONLY	11- 14	193	1- 9	42	57	122	122	2	2	
DIV. I NON-CONF.	10- 3	58	0- 0	110	212	58	58	2	2	
TOTALS	RPI 1-25	RPI 26-50	W-L RECORDS	RPI 51-100	RPI 101-150	RPI 150+				
11- 14	0- 4	1- 2	OVERALL	1- 6	2- 2	7- 0				
8- 6	0- 2	1- 1	HOME	1- 2	2- 1	4- 0				
3- 8	0- 2	0- 1	AWAY	0- 4	0- 1	3- 0				
0- 0	0- 0	0- 0	NEUTRAL	0- 0	0- 0	0- 0				
10- 3	0- 0	1- 0	NON-CONFERENCE	1- 2	1- 1	7- 0				
7- 1	0- 0	1- 0	HOME	1- 0	1- 1	4- 0				
3- 2	0- 0	0- 0	AWAY	0- 2	0- 0	3- 0				
0- 0	0- 0	0- 0	NEUTRAL	0- 0	0- 0	0- 0				
1- 11	0- 4	0- 2	CONFERENCE	0- 4	1- 1	0- 0				
1- 5	0- 2	0- 1	HOME	0- 2	1- 0	0- 0				
0- 6	0- 2	0- 1	AWAY	0- 2	0- 1	0- 0				
0- 0	0- 0	0- 0	NEUTRAL	0- 0	0- 0	0- 0				

RPI 1-25				RPI 26-50				RPI 51-100				RPI 101+ Team's RPI: 122			
RPI	S	Opponent	Score	RPI	S	Opponent	Score	RPI	S	Opponent	Score	RPI	S	Opponent	Score
1	A	Notre Dame	48 74	32	A	Florida St.	54 70	53	A	Indiana	65 71	108	A	Boston College	63 70
4	H	Duke	70 74	38	H	Georgia Tech	52 73	56	H	Florida	71 59	108	H	Boston College	70 63
16	H	North Carolina St.	71 72	42	H	Michigan St.	72 66	63	A	Virginia	64 80	123	H	Bucknell	87 49
23	A	Syracuse	48 73					63	H	Virginia	60 67	130	H	Richmond	56 64
								83	H	Miami (FL)	62 64	151	H	USC Upstate	65 61
								92	A	Hampton	60 70	172	A	Hofstra	77 72
								99	A	Wake Forest	64 65	173	A	Old Dominion	73 61
												221	H	Robert Morris	70 64
												251	H	Howard	84 32
												300	H	Presbyterian	55 33
												330	A	Radford	82 33
LAST 12 Division I GAMES:															
63	A	Virginia	64 80	32	A	Florida St.	54 70								
99	A	Wake Forest	64 65	38	H	Georgia Tech	52 73								
16	H	North Carolina St.	71 72	4	H	Duke	70 74								
23	A	Syracuse	48 73	83	H	Miami (FL)	62 64								
108	H	Boston College	70 63	63	H	Virginia	60 67								
1	A	Notre Dame	48 74	108	A	Boston College	63 70								

Non-Div I Games:

Virginia Tech

■ Loss, 
 ■ Non-Conf, 
 ■ S Site, 
 ■ H Home 
 ■ A Away 
 N Neutral



Average RPI Win: <b>208</b>	WON-LOST	WINNING	LAST 10	STRENGTH OF	OPP. STRENGTH	TEAM	ADJ.	CONF.	ADJ CONF.
Average RPI Loss: <b>117</b>	RECORD	PCT. RANK	GAMES	SCHEDULE	OF SCHEDULE	RPI	RPI	RPI	RPI
DIV. I ONLY	13- 11	137	5- 5	141	120	123	123	11	11
DIV. I NON-CONF.	5- 5	148	0- 0	278	144	191	191	12	12
TOTALS	RPI 1-25	RPI 26-50	W-L RECORDS	RPI 51-100	RPI 101-150	RPI 150+			
13- 11	0- 1	0- 0	OVERALL	1- 5	3- 3	9- 2			
8- 2	0- 0	0- 0	HOME	1- 2	2- 0	5- 0			
5- 9	0- 1	0- 0	AWAY	0- 3	1- 3	4- 2			
0- 0	0- 0	0- 0	NEUTRAL	0- 0	0- 0	0- 0			
5- 5	0- 1	0- 0	NON-CONFERENCE	0- 1	0- 2	5- 1			
3- 1	0- 0	0- 0	HOME	0- 1	0- 0	3- 0			
2- 4	0- 1	0- 0	AWAY	0- 0	0- 2	2- 1			
0- 0	0- 0	0- 0	NEUTRAL	0- 0	0- 0	0- 0			
8- 6	0- 0	0- 0	CONFERENCE	1- 4	3- 1	4- 1			
5- 1	0- 0	0- 0	HOME	1- 1	2- 0	2- 0			
3- 5	0- 0	0- 0	AWAY	0- 3	1- 1	2- 1			
0- 0	0- 0	0- 0	NEUTRAL	0- 0	0- 0	0- 0			

RPI 1-25				RPI 26-50				RPI 51-100				RPI 101+ Team's RPI: 123			
RPI	S	Opponent	Score	RPI	S	Opponent	Score	RPI	S	Opponent	Score	RPI	S	Opponent	Score
10	A	Penn St.	49 <b>92</b>					60	A	Navy	61 <b>70</b>	122	A	Virginia Tech	49 <b>87</b>
								60	H	Navy	92 <b>94</b>	124	A	Pittsburgh	51 <b>66</b>
								69	H	Penn	61 <b>69</b>	125	A	Lafayette	64 <b>87</b>
								87	A	Army	63 <b>75</b>	125	H	Lafayette	75 72
								87	H	Army	56 55	134	A	Holy Cross	83 79
								97	A	American	40 <b>77</b>	134	H	Holy Cross	82 79
												202	A	Boston U.	58 <b>86</b>
												203	H	Towson	78 62
												212	A	Colgate	88 72
												212	H	Colgate	64 54
												213	H	Lehigh	82 68
												220	A	Cornell	72 59
												232	H	Youngstown St.	66 41
												271	A	Loyola Maryland	67 60
												329	H	Binghamton	89 48
												331	A	Longwood	71 47
												332	A	NJIT	59 <b>61</b>
LAST 12 Division I GAMES:															
87	A	Army	63 <b>75</b>	202	A	Boston U.	58 <b>86</b>								
60	A	Navy	61 <b>70</b>	271	A	Loyola Maryland	67 60								
134	H	Holy Cross	82 79	87	H	Army	56 55								
125	A	Lafayette	64 <b>87</b>	60	H	Navy	92 <b>94</b>								
212	H	Colgate	64 54	134	A	Holy Cross	83 79								
213	H	Lehigh	82 68	125	H	Lafayette	75 72								

Non-Div I Games:

Bucknell



Average RPI Win:	166	WON-LOST	WINNING	LAST 10	STRENGTH OF	OPP. STRENGTH	TEAM	ADJ.	CONF.	ADJ CONF.
Average RPI Loss:	59	RECORD	PCT. RANK	GAMES	SCHEDULE	OF SCHEDULE	RPI	RPI	RPI	RPI
DIV. I ONLY	11- 15	213	2- 8	38	42	124	124	2	2	
DIV. I NON-CONF.	8- 6	125	0- 0	108	114	127	127	2	2	
TOTALS	RPI 1-25	RPI 26-50	W-L RECORDS	RPI 51-100	RPI 101-150	RPI 150+				
11- 15	0- 4	0- 5	OVERALL	2- 3	3- 3	6- 0				
6- 8	0- 2	0- 3	HOME	1- 1	3- 2	2- 0				
4- 5	0- 2	0- 1	AWAY	1- 1	0- 1	3- 0				
1- 2	0- 0	0- 1	NEUTRAL	0- 1	0- 0	1- 0				
8- 6	0- 0	0- 2	NON-CONFERENCE	1- 2	1- 2	6- 0				
4- 3	0- 0	0- 1	HOME	1- 0	1- 2	2- 0				
3- 1	0- 0	0- 0	AWAY	0- 1	0- 0	3- 0				
1- 2	0- 0	0- 1	NEUTRAL	0- 1	0- 0	1- 0				
3- 9	0- 4	0- 3	CONFERENCE	1- 1	2- 1	0- 0				
2- 5	0- 2	0- 2	HOME	0- 1	2- 0	0- 0				
1- 4	0- 2	0- 1	AWAY	1- 0	0- 1	0- 0				
0- 0	0- 0	0- 0	NEUTRAL	0- 0	0- 0	0- 0				

RPI 1-25				RPI 26-50				RPI 51-100				RPI 101+ Team's RPI: 124			
RPI	S	Opponent	Score	RPI	S	Opponent	Score	RPI	S	Opponent	Score	RPI	S	Opponent	Score
1	H	Notre Dame	66 109	27	A	North Carolina	50 86	63	A	Virginia	79 75	108	H	Boston College	67 65
4	A	Duke	67 111	32	H	Florida St.	69 78	74	H	Duquesne	67 57	123	H	Bucknell	66 51
20	A	Maryland	46 94	36	N	DePaul	63 77	78	N	Washington	69 76	125	H	Lafayette	45 48
23	H	Syracuse	47 58	38	H	Georgia Tech	66 77	86	A	Michigan	75 83	128	H	Buffalo	62 66
				47	H	James Madison	61 71	99	H	Wake Forest	70 74	144	A	Clemson	67 77
LAST 12 Division I GAMES:															
144	H	Clemson	56 43	4	A	Duke	67 111								
27	A	North Carolina	50 86	23	H	Syracuse	47 58								
99	H	Wake Forest	70 74	1	H	Notre Dame	66 109								
20	A	Maryland	46 94	144	A	Clemson	67 77								
38	H	Georgia Tech	66 77	63	A	Virginia	79 75								
108	H	Boston College	67 65	32	H	Florida St.	69 78								

Non-Div I Games:

Pittsburgh

■ Loss, 
 ■ Non-Conf, 
 ■ S Site, 
 ■ H Home 
 ■ A Away 
 N Neutral



Average RPI Win: <b>218</b>	WON-LOST	WINNING	LAST 10	STRENGTH OF	OPP. STRENGTH	TEAM	ADJ.	CONF.	ADJ CONF.
Average RPI Loss: <b>104</b>	RECORD	PCT. RANK	GAMES	SCHEDULE	OF SCHEDULE	RPI	RPI	RPI	RPI
DIV. I ONLY	<b>13- 12</b>	<b>155</b>	<b>6- 4</b>	<b>120</b>	<b>145</b>	<b>125</b>	<b>125</b>	<b>11</b>	<b>11</b>
DIV. I NON-CONF.	<b>6- 5</b>	<b>136</b>	<b>0- 0</b>	<b>168</b>	<b>190</b>	<b>116</b>	<b>116</b>	<b>12</b>	<b>12</b>
TOTALS	RPI 1-25	RPI 26-50	W-L RECORDS	RPI 51-100	RPI 101-150	RPI 150+			
13- 12	0- 1	0- 1	OVERALL	1- 5	2- 3	10- 2			
5- 4	0- 0	0- 0	HOME	0- 2	1- 0	4- 2			
8- 8	0- 1	0- 1	AWAY	1- 3	1- 3	6- 0			
0- 0	0- 0	0- 0	NEUTRAL	0- 0	0- 0	0- 0			
6- 5	0- 1	0- 1	NON-CONFERENCE	0- 1	1- 1	5- 1			
2- 1	0- 0	0- 0	HOME	0- 0	0- 0	2- 1			
4- 4	0- 1	0- 1	AWAY	0- 1	1- 1	3- 0			
0- 0	0- 0	0- 0	NEUTRAL	0- 0	0- 0	0- 0			
7- 7	0- 0	0- 0	CONFERENCE	1- 4	1- 2	5- 1			
3- 3	0- 0	0- 0	HOME	0- 2	1- 0	2- 1			
4- 4	0- 0	0- 0	AWAY	1- 2	0- 2	3- 0			
0- 0	0- 0	0- 0	NEUTRAL	0- 0	0- 0	0- 0			

RPI 1-25				RPI 26-50				RPI 51-100				RPI 101+ Team's RPI: 125			
RPI	S	Opponent	Score	RPI	S	Opponent	Score	RPI	S	Opponent	Score	RPI	S	Opponent	Score
18	A	California	60 <b>77</b>	33	A	Villanova	33 <b>60</b>	60	A	Navy	70 69	123	A	Bucknell	72 <b>75</b>
								60	H	Navy	53 <b>67</b>	123	H	Bucknell	87 64
								82	A	Northwestern	64 <b>66</b>	124	A	Pittsburgh	48 45
								87	A	Army	49 <b>66</b>	134	A	Holy Cross	68 <b>75</b>
								97	A	American	61 <b>72</b>	146	A	St. Francis Brooklyn	52 <b>74</b>
								97	H	American	57 <b>72</b>	170	H	Stony Brook	61 <b>71</b>
												202	A	Boston U.	68 63
												202	H	Boston U.	59 <b>61</b>
												211	H	Rider	67 62
												212	A	Colgate	90 75
												213	H	Lehigh	73 51
												226	A	Loyola Chicago	66 55
												271	A	Loyola Maryland	58 45
												271	H	Loyola Maryland	65 53
												280	A	Brown	70 69
												307	H	Columbia	95 83
												332	A	NJIT	61 45
LAST 12 Division I GAMES:															
				97	A	American	61 <b>72</b>	213	H	Lehigh	73 51				
				271	A	Loyola Maryland	58 45	134	A	Holy Cross	68 <b>75</b>				
				202	H	Boston U.	59 <b>61</b>	97	H	American	57 <b>72</b>				
				123	H	Bucknell	87 64	271	H	Loyola Maryland	65 53				
				60	A	Navy	70 69	202	A	Boston U.	68 63				
				212	A	Colgate	90 75	123	A	Bucknell	72 <b>75</b>				

Non-Div I Games:

Lafayette

■ Loss, 
 ■ Non-Conf, S Site, 
 ■ Home 
 ■ Away 
 N Neutral



## Southern Utah

Through Games Of Feb. 16, 2014

Average RPI Win:	230	WON-LOST	WINNING	LAST 10	STRENGTH OF	OPP. STRENGTH	TEAM	ADJ.	CONF.	ADJ CONF.
Average RPI Loss:	154	RECORD	PCT. RANK	GAMES	SCHEDULE	OF SCHEDULE	RPI	RPI	RPI	RPI
DIV. I ONLY	14- 7	85	8- 2	277	218	126	126	15	15	
DIV. I NON-CONF.	4- 3	125	0- 0	267	300	150	150	17	17	
TOTALS	RPI 1-25	RPI 26-50	W-L RECORDS	RPI 51-100	RPI 101-150	RPI 150+				
14- 7	0- 0	0- 1	OVERALL	0- 1	3- 2	11- 3				
6- 1	0- 0	0- 0	HOME	0- 0	2- 0	4- 1				
8- 5	0- 0	0- 0	AWAY	0- 1	1- 2	7- 2				
0- 1	0- 0	0- 1	NEUTRAL	0- 0	0- 0	0- 0				
4- 3	0- 0	0- 1	NON-CONFERENCE	0- 1	0- 0	4- 1				
1- 0	0- 0	0- 0	HOME	0- 0	0- 0	1- 0				
3- 2	0- 0	0- 0	AWAY	0- 1	0- 0	3- 1				
0- 1	0- 0	0- 1	NEUTRAL	0- 0	0- 0	0- 0				
10- 4	0- 0	0- 0	CONFERENCE	0- 0	3- 2	7- 2				
5- 1	0- 0	0- 0	HOME	0- 0	2- 0	3- 1				
5- 3	0- 0	0- 0	AWAY	0- 0	1- 2	4- 1				
0- 0	0- 0	0- 0	NEUTRAL	0- 0	0- 0	0- 0				

RPI 1-25			RPI 26-50			RPI 51-100			RPI 101+			Team's RPI: 126
RPI	S	Opponent	Score	RPI	S	Opponent	Score	RPI	S	Opponent	Score	
				38	N	Georgia Tech	60 85	96	A	Colorado	59 75	
								113	A	North Dakota	68 71	
								120	A	Montana	73 81	
								121	A	Sacramento St.	97 79	
								121	H	Sacramento St.	93 74	
								139	H	Eastern Wash.	62 61	
								184	A	Idaho St.	70 66	
								184	H	Idaho St.	65 69	
								192	A	Montana St.	87 81	
								195	A	Boise St.	90 86	
								204	A	Northern Colo.	75 63	
								230	A	A&M-Corpus Christi	74 67	
								253	A	Houston Baptist	77 88	
								266	H	Portland St.	69 60	
								277	A	Northern Ariz.	77 82	
								277	H	Northern Ariz.	93 59	
								302	A	LIU Brooklyn	57 44	
								321	A	Weber St.	80 64	
								321	H	Weber St.	76 64	
								341	H	Utah Valley	74 63	
LAST 12 Division I GAMES:												
				321	A	Weber St.	80 64	139	H	Eastern Wash.	62 61	
				184	A	Idaho St.	70 66	266	H	Portland St.	69 60	
				277	H	Northern Ariz.	93 59	184	H	Idaho St.	65 69	
				121	H	Sacramento St.	93 74	321	H	Weber St.	76 64	
				120	A	Montana	73 81	277	A	Northern Ariz.	77 82	
				192	A	Montana St.	87 81	121	A	Sacramento St.	97 79	

Non-Div I Games: Westminster (UT) 68 65 Arizona Christian 101 44

Southern Utah

■ Loss, 
 ■ Non-Conf, 
 ■ S Site, 
 ■ Home 
 ■ Away 
 N Neutral



Average RPI Win:	176	WON-LOST	WINNING	LAST 10	STRENGTH OF	OPP. STRENGTH	TEAM	ADJ.	CONF.	ADJ CONF.
Average RPI Loss:	103	RECORD	PCT. RANK	GAMES	SCHEDULE	OF SCHEDULE	RPI	RPI	RPI	RPI
DIV. I ONLY	11- 12	177	5- 5	74	93	127	127	10	10	
DIV. I NON-CONF.	6- 7	165	1- 1	73	67	138	138	11	11	
TOTALS	RPI 1-25	RPI 26-50	W-L RECORDS	RPI 51-100	RPI 101-150	RPI 150+				
11- 12	0- 1	1- 2	OVERALL	0- 4	2- 2	8- 3				
7- 4	0- 1	0- 1	HOME	0- 1	2- 0	5- 1				
4- 7	0- 0	1- 1	AWAY	0- 3	0- 1	3- 2				
0- 1	0- 0	0- 0	NEUTRAL	0- 0	0- 1	0- 0				
6- 7	0- 1	0- 1	NON-CONFERENCE	0- 2	1- 2	5- 1				
4- 2	0- 1	0- 0	HOME	0- 0	1- 0	3- 1				
2- 4	0- 0	0- 1	AWAY	0- 2	0- 1	2- 0				
0- 1	0- 0	0- 0	NEUTRAL	0- 0	0- 1	0- 0				
5- 5	0- 0	1- 1	CONFERENCE	0- 2	1- 0	3- 2				
3- 2	0- 0	0- 1	HOME	0- 1	1- 0	2- 0				
2- 3	0- 0	1- 0	AWAY	0- 1	0- 0	1- 2				
0- 0	0- 0	0- 0	NEUTRAL	0- 0	0- 0	0- 0				

RPI 1-25				RPI 26-50				RPI 51-100				RPI 101+ Team's RPI: 127			
RPI	S	Opponent	Score	RPI	S	Opponent	Score	RPI	S	Opponent	Score	RPI	S	Opponent	Score
8	H	South Carolina	61 76	30	A	Minnesota	55 90	61	A	East Carolina	62 71	109	H	Winthrop	63 60
				41	A	UTEP	92 86	67	A	Stetson	81 83	119	A	Kansas St.	65 73
				49	H	Southern Miss.	52 72	75	A	FGCU	73 78	133	N	Cincinnati	64 71
								81	H	Tulane	76 78	150	H	Rice	58 53
												155	H	Liberty	66 56
												160	A	UTSA	60 61
												163	A	Davidson	76 60
												169	H	UCF	62 52
												173	H	Old Dominion	80 59
												176	H	Furman	75 76
												222	H	North Texas	61 59
												225	A	UNLV	80 75
												234	A	Louisiana Tech	85 61
												278	A	Marshall	69 71
												297	H	UNC Wilmington	78 57
LAST 12 Division I GAMES:															
278	A	Marshall	69 71	41	A	UTEP	92 86	160	A	UTSA	60 61	222	H	North Texas	61 59
234	A	Louisiana Tech	85 61	173	H	Old Dominion	80 59	297	H	UNC Wilmington	78 57	176	H	Furman	75 76
49	H	Southern Miss.	52 72	222	H	North Texas	61 59								
61	A	East Carolina	62 71	173	H	Old Dominion	80 59								
150	H	Rice	58 53	297	H	UNC Wilmington	78 57								
81	H	Tulane	76 78	176	H	Furman	75 76								

Non-Div I Games:

Charlotte

■ Loss, 
■ Non-Conf, S Site, 
■ Home 
■ Away 
N Neutral



RPI 1-25				RPI 26-50				RPI 51-100				RPI 101+				Team's RPI: 128	
RPI	S	Opponent	Score	RPI	S	Opponent	Score	RPI	S	Opponent	Score	RPI	S	Opponent	Score		
				34	A	Bowling Green	50 62	57	A	St. Bonaventure	71 76	112	A	Akron	92 101		
				35	A	Central Mich.	63 74	74	A	Duquesne	55 78	124	A	Pittsburgh	66 62		
				35	H	Central Mich.	68 82					164	A	Ball St.	73 69		
												179	H	Eastern Mich.	84 83		
												186	H	Toledo	51 46		
												198	H	Ohio	55 43		
												214	H	Saint Francis (PA)	87 77		
												220	H	Cornell	72 79		
												232	A	Youngstown St.	72 65		
												237	A	Northern Ill.	63 52		
												237	H	Northern Ill.	66 57		
												243	H	Miami (OH)	58 56		
												248	A	Western Mich.	72 82		
												259	H	Canisius	68 59		
												272	A	Niagara	78 70		
												283	A	Siena	60 64		
												329	A	Binghamton	65 47		
LAST 12 Division I GAMES:																	
				237	H	Northern Ill.	66 57	237	A	Northern Ill.	63 52						
				35	A	Central Mich.	63 74	179	H	Eastern Mich.	84 83						
				198	H	Ohio	55 43	186	H	Toledo	51 46						
				112	A	Akron	92 101	35	H	Central Mich.	68 82						
				243	H	Miami (OH)	58 56	248	A	Western Mich.	72 82						
				164	A	Ball St.	73 69	34	A	Bowling Green	50 62						

Non-Div I Games:	Roberts Wesleyan	93	58
------------------	------------------	----	----



Average RPI Win:	236	WON-LOST	WINNING	LAST 10	STRENGTH OF	OPP. STRENGTH	TEAM	ADJ.	CONF.	ADJ CONF.
Average RPI Loss:	116	RECORD	PCT. RANK	GAMES	SCHEDULE	OF SCHEDULE	RPI	RPI	RPI	RPI
DIV. I ONLY	17- 6	52	7- 3	309	147	129	129	21	21	
DIV. I NON-CONF.	10- 1	22	0- 0	317	98	75	75	20	20	
TOTALS	RPI 1-25	RPI 26-50	W-L RECORDS	RPI 51-100	RPI 101-150	RPI 150+				
17- 6	0- 0	0- 0	OVERALL	0- 3	2- 2	15- 1				
6- 3	0- 0	0- 0	HOME	0- 1	0- 1	6- 1				
9- 3	0- 0	0- 0	AWAY	0- 2	2- 1	7- 0				
2- 0	0- 0	0- 0	NEUTRAL	0- 0	0- 0	2- 0				
10- 1	0- 0	0- 0	NON-CONFERENCE	0- 1	2- 0	8- 0				
3- 0	0- 0	0- 0	HOME	0- 0	0- 0	3- 0				
5- 1	0- 0	0- 0	AWAY	0- 1	2- 0	3- 0				
2- 0	0- 0	0- 0	NEUTRAL	0- 0	0- 0	2- 0				
7- 5	0- 0	0- 0	CONFERENCE	0- 2	0- 2	7- 1				
3- 3	0- 0	0- 0	HOME	0- 1	0- 1	3- 1				
4- 2	0- 0	0- 0	AWAY	0- 1	0- 1	4- 0				
0- 0	0- 0	0- 0	NEUTRAL	0- 0	0- 0	0- 0				

RPI 1-25				RPI 26-50				RPI 51-100				RPI 101+				Team's RPI: 129	
RPI	S	Opponent	Score	RPI	S	Opponent	Score	RPI	S	Opponent	Score	RPI	S	Opponent	Score		
								82	A	Northwestern	63	79	103	A	Green Bay	50	66
								88	A	Wright St.	91	103	103	H	Green Bay	54	81
								88	H	Wright St.	74	77	111	A	Wisconsin	58	56
												117	A	Butler	62	57	
												181	H	Cleveland St.	83	78	
												183	N	Texas Southern	70	66	
												184	H	Idaho St.	70	62	
												198	N	Ohio	76	67	
												227	A	Oakland	78	65	
												227	H	Oakland	70	62	
												232	H	Youngstown St.	58	69	
												237	A	Northern Ill.	66	54	
												243	H	Miami (OH)	76	66	
												248	A	Western Mich.	71	61	
												279	H	Denver	80	68	
												284	A	Milwaukee	84	70	
												306	A	SIU Edwardsville	88	65	
												327	A	Valparaiso	82	73	
												327	H	Valparaiso	69	51	
												337	A	Detroit	83	67	
LAST 12 Division I GAMES:																	
				88	A	Wright St.	91	103	181	H	Cleveland St.	83	78				
				327	A	Valparaiso	82	73	327	H	Valparaiso	69	51				
				103	H	Green Bay	54	81	227	A	Oakland	78	65				
				227	H	Oakland	70	62	337	A	Detroit	83	67				
				88	H	Wright St.	74	77	232	H	Youngstown St.	58	69				
				284	A	Milwaukee	84	70	103	A	Green Bay	50	66				

Non-Div I Games: St. Xavier 79 80 Roosevelt 98 68

Ill.-Chicago

Loss, Non-Conf, S Site, H Home A Away N Neutral



Average RPI Win:	<b>198</b>	WON-LOST	WINNING	LAST 10	STRENGTH OF	OPP. STRENGTH	TEAM	ADJ.	CONF.	ADJ CONF.
Average RPI Loss:	<b>87</b>	RECORD	PCT. RANK	GAMES	SCHEDULE	OF SCHEDULE	RPI	RPI	RPI	RPI
DIV. I ONLY	<b>11- 14</b>	<b>193</b>	<b>4- 6</b>	<b>68</b>	<b>104</b>	<b>130</b>	<b>130</b>	<b>9</b>	<b>9</b>	
DIV. I NON-CONF.	<b>6- 7</b>	<b>165</b>	<b>0- 0</b>	<b>164</b>	<b>106</b>	<b>161</b>	<b>161</b>	<b>9</b>	<b>9</b>	
TOTALS	RPI 1-25	RPI 26-50	W-L RECORDS	RPI 51-100	RPI 101-150	RPI 150+				
11- 14	0- 2	0- 1	OVERALL	2- 6	2- 2	7- 3				
5- 5	0- 1	0- 1	HOME	1- 2	1- 1	3- 0				
6- 8	0- 1	0- 0	AWAY	1- 3	1- 1	4- 3				
0- 1	0- 0	0- 0	NEUTRAL	0- 1	0- 0	0- 0				
6- 7	0- 0	0- 1	NON-CONFERENCE	1- 2	2- 1	3- 3				
2- 2	0- 0	0- 1	HOME	0- 0	1- 1	1- 0				
4- 4	0- 0	0- 0	AWAY	1- 1	1- 0	2- 3				
0- 1	0- 0	0- 0	NEUTRAL	0- 1	0- 0	0- 0				
5- 7	0- 2	0- 0	CONFERENCE	1- 4	0- 1	4- 0				
3- 3	0- 1	0- 0	HOME	1- 2	0- 0	2- 0				
2- 4	0- 1	0- 0	AWAY	0- 2	0- 1	2- 0				
0- 0	0- 0	0- 0	NEUTRAL	0- 0	0- 0	0- 0				

RPI 1-25				RPI 26-50				RPI 51-100				RPI 101+ Team's RPI: 130			
RPI	S	Opponent	Score	RPI	S	Opponent	Score	RPI	S	Opponent	Score	RPI	S	Opponent	Score
13	H	Saint Joseph's	80 <b>85</b>	47	H	James Madison	68 <b>78</b>	57	A	St. Bonaventure	43 <b>55</b>	101	A	VCU	62 <b>63</b>
21	A	Dayton	58 <b>69</b>					57	H	St. Bonaventure	48 <b>53</b>	122	A	Virginia Tech	64 56
								58	A	Fordham	59 <b>70</b>	138	H	UAB	49 <b>53</b>
								58	H	Fordham	78 77	140	H	Col. of Charleston	80 73
								74	H	Duquesne	45 <b>55</b>	154	A	Long Beach St.	61 <b>73</b>
								83	A	Miami (FL)	57 50	155	A	Liberty	61 <b>76</b>
								84	N	Pacific	57 <b>59</b>	163	A	Davidson	87 68
								85	A	N.C. A&T	60 <b>69</b>	178	A	La Salle	56 39
												180	A	Georgetown	78 <b>82</b>
												193	A	Saint Louis	67 58
												291	H	George Mason	67 64
												297	H	UNC Wilmington	64 49
												325	H	Rhode Island	49 43
												331	A	Longwood	77 71
LAST 12 Division I GAMES:															
21	A	Dayton	58 <b>69</b>	193	A	Saint Louis	67 58								
58	H	Fordham	78 77	291	H	George Mason	67 64								
101	A	VCU	62 <b>63</b>	58	A	Fordham	59 <b>70</b>								
74	H	Duquesne	45 <b>55</b>	57	A	St. Bonaventure	43 <b>55</b>								
178	A	La Salle	56 39	325	H	Rhode Island	49 43								
57	H	St. Bonaventure	48 <b>53</b>	13	H	Saint Joseph's	80 <b>85</b>								

Non-Div I Games:

Richmond

■ Loss, 
 ■ Non-Conf, S Site, 
 ■ Home 
 ■ Away 
 N Neutral



Portland

Through Games Of Feb. 16, 2014

Average RPI Win:	186	WON-LOST	WINNING	LAST 10	STRENGTH OF	OPP. STRENGTH	TEAM	ADJ.	CONF.	ADJ CONF.
Average RPI Loss:	100	RECORD	PCT. RANK	GAMES	SCHEDULE	OF SCHEDULE	RPI	RPI	RPI	RPI
DIV. I ONLY	14- 12	144	5- 5	133	94	131	131	8	8	
DIV. I NON-CONF.	7- 4	95	0- 0	130	128	99	99	8	8	
TOTALS	RPI 1-25	RPI 26-50	W-L RECORDS	RPI 51-100	RPI 101-150	RPI 150+				
14- 12	0- 1	1- 5	OVERALL	2- 1	2- 2	9- 3				
9- 4	0- 1	1- 2	HOME	0- 0	2- 0	6- 1				
5- 8	0- 0	0- 3	AWAY	2- 1	0- 2	3- 2				
0- 0	0- 0	0- 0	NEUTRAL	0- 0	0- 0	0- 0				
7- 4	0- 0	0- 1	NON-CONFERENCE	1- 1	2- 2	4- 0				
5- 1	0- 0	0- 1	HOME	0- 0	2- 0	3- 0				
2- 3	0- 0	0- 0	AWAY	1- 1	0- 2	1- 0				
0- 0	0- 0	0- 0	NEUTRAL	0- 0	0- 0	0- 0				
7- 8	0- 1	1- 4	CONFERENCE	1- 0	0- 0	5- 3				
4- 3	0- 1	1- 1	HOME	0- 0	0- 0	3- 1				
3- 5	0- 0	0- 3	AWAY	1- 0	0- 0	2- 2				
0- 0	0- 0	0- 0	NEUTRAL	0- 0	0- 0	0- 0				

RPI S Opponent	Score	RPI S Opponent	Score	RPI S Opponent	Score	RPI S Opponent	Score	Team's RPI: 131
19 H Gonzaga	24 56	37 H Oregon St.	73 79	78 A Washington	91 77	114 H Cal Poly	83 76	
		39 A BYU	43 67	84 A Pacific	73 65	120 A Montana	61 68	
		39 H BYU	68 75	94 A Oregon	86 113	139 H Eastern Wash.	68 65	
		43 A St. Mary's (CA)	65 80			145 A Fresno St.	67 76	
		45 A San Diego	52 59			166 A San Francisco	82 72	
		45 H San Diego	72 51			166 H San Francisco	73 74	
						195 H Boise St.	85 71	
						219 A Loyola Marymount	64 78	
						219 H Loyola Marymount	84 66	
						231 H Seattle	70 63	
						235 A Santa Clara	62 69	
						235 H Santa Clara	75 55	
						260 A Pepperdine	53 43	
						260 H Pepperdine	78 59	
						266 A Portland St.	76 49	
						307 H Columbia	58 42	
LAST 12 Division I GAMES:								
45 A San Diego	52 59	219 A Loyola Marymount	64 78					
39 A BYU	43 67	260 A Pepperdine	53 43					
260 H Pepperdine	78 59	166 A San Francisco	82 72					
219 H Loyola Marymount	84 66	235 A Santa Clara	62 69					
235 H Santa Clara	75 55	39 H BYU	68 75					
166 H San Francisco	73 74	45 H San Diego	72 51					

Non-Div I Games:

Portland

Loss, Non-Conf, S Site, H Home A Away N Neutral



Average RPI Win:	220	WON-LOST	WINNING	LAST 10	STRENGTH OF	OPP. STRENGTH	TEAM	ADJ.	CONF.	ADJ CONF.
Average RPI Loss:	58	RECORD	PCT. RANK	GAMES	SCHEDULE	OF SCHEDULE	RPI	RPI	RPI	RPI
DIV. I ONLY	14- 10	115	4- 6	134	90	132	132	7	7	
DIV. I NON-CONF.	9- 2	44	0- 0	301	250	110	110	7	7	
TOTALS	RPI 1-25	RPI 26-50	W-L RECORDS	RPI 51-100	RPI 101-150	RPI 150+				
14- 10	0- 3	1- 3	OVERALL	0- 1	1- 2	12- 1				
10- 5	0- 1	0- 2	HOME	0- 1	1- 1	9- 0				
4- 5	0- 2	1- 1	AWAY	0- 0	0- 1	3- 1				
0- 0	0- 0	0- 0	NEUTRAL	0- 0	0- 0	0- 0				
9- 2	0- 1	0- 0	NON-CONFERENCE	0- 0	1- 0	8- 1				
9- 0	0- 0	0- 0	HOME	0- 0	1- 0	8- 0				
0- 2	0- 1	0- 0	AWAY	0- 0	0- 0	0- 1				
0- 0	0- 0	0- 0	NEUTRAL	0- 0	0- 0	0- 0				
5- 8	0- 2	1- 3	CONFERENCE	0- 1	0- 2	4- 0				
1- 5	0- 1	0- 2	HOME	0- 1	0- 1	1- 0				
4- 3	0- 1	1- 1	AWAY	0- 0	0- 1	3- 0				
0- 0	0- 0	0- 0	NEUTRAL	0- 0	0- 0	0- 0				

RPI 1-25				RPI 26-50				RPI 51-100				RPI 101+ Team's RPI: 132			
RPI	S	Opponent	Score	RPI	S	Opponent	Score	RPI	S	Opponent	Score	RPI	S	Opponent	Score
8	A	South Carolina	67 88	33	A	Villanova	64 56	62	H	Creighton	73 76	110	A	Marquette	60 62
12	A	St. John's (NY)	63 72	33	H	Villanova	57 62					117	H	Butler	69 75
12	H	St. John's (NY)	48 69	36	A	DePaul	73 89					145	H	Fresno St.	64 58
				36	H	DePaul	68 75					153	H	Savannah St.	51 42
												158	A	Illinois	70 71
												170	H	Stony Brook	80 65
												180	A	Georgetown	72 71
												180	H	Georgetown	73 62
												211	H	Rider	86 75
												215	A	Xavier	72 62
												217	A	Providence	90 87
												262	H	Wagner	86 61
												321	H	Weber St.	78 61
												326	H	UMass Lowell	97 68
												331	H	Longwood	63 46
												332	H	NJIT	74 48
LAST 12 Division I GAMES:															
36	A	DePaul	73 89	217	A	Providence	90 87								
180	A	Georgetown	72 71	215	A	Xavier	72 62								
33	H	Villanova	57 62	180	H	Georgetown	73 62								
110	A	Marquette	60 62	36	H	DePaul	68 75								
12	H	St. John's (NY)	48 69	33	A	Villanova	64 56								
62	H	Creighton	73 76	117	H	Butler	69 75								

Non-Div I Games:

Seton Hall

■ Loss, 
■ Non-Conf, 
■ S Site, 
■ H Home 
■ A Away 
N Neutral



Average RPI Win:	179	WON-LOST	WINNING	LAST 10	STRENGTH OF	OPP. STRENGTH	TEAM	ADJ.	CONF.	ADJ CONF.
Average RPI Loss:	71	RECORD	PCT. RANK	GAMES	SCHEDULE	OF SCHEDULE	RPI	RPI	RPI	RPI
DIV. I ONLY	11- 14	193	4- 6	58	53	133	133	6	6	
DIV. I NON-CONF.	7- 4	95	0- 0	125	85	111	111	6	6	
TOTALS	RPI 1-25	RPI 26-50	W-L RECORDS	RPI 51-100	RPI 101-150	RPI 150+				
11- 14	0- 3	0- 2	OVERALL	2- 7	3- 0	6- 2				
6- 7	0- 1	0- 2	HOME	1- 3	2- 0	3- 1				
4- 6	0- 2	0- 0	AWAY	1- 3	0- 0	3- 1				
1- 1	0- 0	0- 0	NEUTRAL	0- 1	1- 0	0- 0				
7- 4	0- 0	0- 2	NON-CONFERENCE	1- 1	2- 0	4- 1				
4- 2	0- 0	0- 2	HOME	1- 0	1- 0	2- 0				
2- 1	0- 0	0- 0	AWAY	0- 0	0- 0	2- 1				
1- 1	0- 0	0- 0	NEUTRAL	0- 1	1- 0	0- 0				
4- 10	0- 3	0- 0	CONFERENCE	1- 6	1- 0	2- 1				
2- 5	0- 1	0- 0	HOME	0- 3	1- 0	1- 1				
2- 5	0- 2	0- 0	AWAY	1- 3	0- 0	1- 0				
0- 0	0- 0	0- 0	NEUTRAL	0- 0	0- 0	0- 0				

RPI 1-25				RPI 26-50				RPI 51-100				RPI 101+ Team's RPI: 133			
RPI	S	Opponent	Score	RPI	S	Opponent	Score	RPI	S	Opponent	Score	RPI	S	Opponent	Score
2	A	UConn	34 67	32	H	Florida St.	58 63	52	A	Rutgers	53 58	112	H	Akron	86 70
2	H	UConn	29 86	50	H	Iowa St.	42 78	52	H	Rutgers	58 78	127	N	Charlotte	71 64
7	A	Louisville	45 64					55	H	Ohio St.	64 49	137	H	Memphis	65 49
								58	N	Fordham	40 56	169	H	UCF	47 37
								72	A	Temple	55 53	187	A	Northern Ky.	61 77
								72	H	Temple	47 58	215	A	Xavier	47 26
								79	A	South Fla.	48 57	232	A	Youngstown St.	83 62
								80	A	SMU	47 66	246	A	Houston	59 50
								80	H	SMU	43 54	246	H	Houston	39 48
												289	H	Morehead St.	75 44
												311	H	Kent St.	65 46
LAST 12 Division I GAMES:															
72	A	Temple	55 53	169	H	UCF	47 37								
137	H	Memphis	65 49	79	A	South Fla.	48 57								
246	H	Houston	39 48	72	H	Temple	47 58								
52	A	Rutgers	53 58	246	A	Houston	59 50								
2	H	UConn	29 86	52	H	Rutgers	58 78								
80	A	SMU	47 66	7	A	Louisville	45 64								

Non-Div I Games:

Cincinnati



## Holy Cross

Through Games Of Feb. 16, 2014

Average RPI Win:	209	WON-LOST	WINNING	LAST 10	STRENGTH OF	OPP. STRENGTH	TEAM	ADJ.	CONF.	ADJ CONF.
Average RPI Loss:	102	RECORD	PCT. RANK	GAMES	SCHEDULE	OF SCHEDULE	RPI	RPI	RPI	RPI
DIV. I ONLY	16- 9	94	5- 5	193	122	134	134	11	11	
DIV. I NON-CONF.	8- 3	67	0- 0	296	130	137	137	12	12	
TOTALS	RPI 1-25	RPI 26-50	W-L RECORDS	RPI 51-100	RPI 101-150	RPI 150+				
16- 9	0- 0	0- 1	OVERALL	3- 4	1- 3	12- 1				
9- 5	0- 0	0- 0	HOME	1- 4	1- 1	7- 0				
6- 4	0- 0	0- 1	AWAY	2- 0	0- 2	4- 1				
1- 0	0- 0	0- 0	NEUTRAL	0- 0	0- 0	1- 0				
8- 3	0- 0	0- 1	NON-CONFERENCE	1- 1	0- 1	7- 0				
5- 1	0- 0	0- 0	HOME	1- 1	0- 0	4- 0				
2- 2	0- 0	0- 1	AWAY	0- 0	0- 1	2- 0				
1- 0	0- 0	0- 0	NEUTRAL	0- 0	0- 0	1- 0				
8- 6	0- 0	0- 0	CONFERENCE	2- 3	1- 2	5- 1				
4- 4	0- 0	0- 0	HOME	0- 3	1- 1	3- 0				
4- 2	0- 0	0- 0	AWAY	2- 0	0- 1	2- 1				
0- 0	0- 0	0- 0	NEUTRAL	0- 0	0- 0	0- 0				

RPI S	Opponent	Score	RPI S	Opponent	Score	RPI S	Opponent	Score	RPI S	Opponent	Score	Team's RPI: 134
50	A Iowa St.	50 72	58	H Fordham	49 75	108	A Boston College	60 77				
			60	H Navy	53 60	123	A Bucknell	79 82				
			71	H Quinnipiac	84 71	123	H Bucknell	79 83				
			87	A Army	92 85	125	H Lafayette	75 68				
			87	H Army	57 70	188	H Northeastern	70 62				
			97	A American	63 60	193	N Saint Louis	51 49				
			97	H American	53 58	202	H Boston U.	69 59				
						212	A Colgate	70 65				
						212	H Colgate	79 56				
						213	A Lehigh	82 87				
						213	H Lehigh	76 68				
						257	H Bryant	75 55				
						269	A Manhattan	74 58				
						271	A Loyola Maryland	80 65				
						298	H Massachusetts	76 54				
						315	H Dartmouth	84 59				
						326	A UMass Lowell	92 69				
LAST 12 Division I GAMES:												
213	H Lehigh	76 68	60	H Navy	53 60							
87	A Army	92 85	125	H Lafayette	75 68							
123	A Bucknell	79 82	213	A Lehigh	82 87							
212	H Colgate	79 56	87	H Army	57 70							
97	H American	53 58	123	H Bucknell	79 83							
271	A Loyola Maryland	80 65	212	A Colgate	70 65							

Non-Div I Games:

Holy Cross

■ Loss, 
 ■ Non-Conf, 
 ■ S Site, 
 ■ H Home 
 ■ A Away 
 N Neutral



Average RPI Win: <b>220</b>	WON-LOST	WINNING	LAST 10	STRENGTH OF	OPP. STRENGTH	TEAM	ADJ.	CONF.	ADJ CONF.
Average RPI Loss: <b>188</b>	RECORD	PCT. RANK	GAMES	SCHEDULE	OF SCHEDULE	RPI	RPI	RPI	RPI
DIV. I ONLY	16- 6	55	7- 3	308	179	135	135	19	19
DIV. I NON-CONF.	8- 2	53	0- 0	291	185	113	113	22	22
TOTALS	RPI 1-25	RPI 26-50	W-L RECORDS	RPI 51-100	RPI 101-150	RPI 150+			
16- 6	0- 0	0- 0	OVERALL	1- 1	2- 1	13- 4			
11- 1	0- 0	0- 0	HOME	0- 1	2- 0	9- 0			
3- 5	0- 0	0- 0	AWAY	1- 0	0- 1	2- 4			
2- 0	0- 0	0- 0	NEUTRAL	0- 0	0- 0	2- 0			
8- 2	0- 0	0- 0	NON-CONFERENCE	1- 1	1- 1	6- 0			
4- 1	0- 0	0- 0	HOME	0- 1	1- 0	3- 0			
2- 1	0- 0	0- 0	AWAY	1- 0	0- 1	1- 0			
2- 0	0- 0	0- 0	NEUTRAL	0- 0	0- 0	2- 0			
8- 4	0- 0	0- 0	CONFERENCE	0- 0	1- 0	7- 4			
7- 0	0- 0	0- 0	HOME	0- 0	1- 0	6- 0			
1- 4	0- 0	0- 0	AWAY	0- 0	0- 0	1- 4			
0- 0	0- 0	0- 0	NEUTRAL	0- 0	0- 0	0- 0			

RPI S	Opponent	Score	RPI S	Opponent	Score	RPI S	Opponent	Score	RPI S	Opponent	Score	Team's RPI: 135
						93	A Idaho	72 64	120	H Montana	79 65	
						96	H Colorado	59 63	145	H Fresno St.	87 76	
									149	A South Dakota	78 82	
									164	H Ball St.	71 51	
									168	A Nevada	69 72	
									168	H Nevada	72 64	
									189	A San Diego St.	69 60	
									192	H Montana St.	72 62	
									195	H Boise St.	55 48	
									197	A Utah St.	75 80	
									225	H UNLV	82 56	
									258	A San Jose St.	68 74	
									258	H San Jose St.	103 80	
									260	H Pepperdine	84 64	
									261	A New Mexico	65 75	
									261	H New Mexico	79 75	
									279	A Denver	73 70	
									306	N SIU Edwardsville	87 63	
									319	N North Dakota St.	72 69	
									342	H Air Force	82 47	
LAST 12 Division I GAMES:												
258	H	San Jose St.	103	80	168	A	Nevada	69	72			
189	A	San Diego St.	69	60	342	H	Air Force	82	47			
225	H	UNLV	82	56	258	A	San Jose St.	68	74			
261	H	New Mexico	79	75	195	H	Boise St.	55	48			
197	A	Utah St.	75	80	261	A	New Mexico	65	75			
145	H	Fresno St.	87	76	168	H	Nevada	72	64			

Non-Div I Games: Mont. St.-Northern 71 57

Wyoming

■ Loss, 
 ■ Non-Conf, 
 ■ S Site, 
 ■ H Home 
 ■ A Away 
 N Neutral



## Bakersfield

Through Games Of Feb. 16, 2014

Average RPI Win: <b>243</b>	WON-LOST	WINNING	LAST 10	STRENGTH OF	OPP. STRENGTH	TEAM	ADJ.	CONF.	ADJ CONF.
Average RPI Loss: <b>139</b>	RECORD	PCT. RANK	GAMES	SCHEDULE	OF SCHEDULE	RPI	RPI	RPI	RPI
DIV. I ONLY	12- 9	121	7- 3	226	275	136	136	29	29
DIV. I NON-CONF.	4- 6	210	1- 0	238	117	181	181	28	28
TOTALS	RPI 1-25	RPI 26-50	W-L RECORDS	RPI 51-100	RPI 101-150	RPI 150+			
12- 9	0- 1	0- 1	OVERALL	1- 2	1- 2	10- 3			
6- 1	0- 0	0- 0	HOME	0- 1	1- 0	5- 0			
6- 8	0- 1	0- 1	AWAY	1- 1	0- 2	5- 3			
0- 0	0- 0	0- 0	NEUTRAL	0- 0	0- 0	0- 0			
4- 6	0- 1	0- 1	NON-CONFERENCE	0- 1	0- 1	4- 2			
2- 0	0- 0	0- 0	HOME	0- 0	0- 0	2- 0			
2- 6	0- 1	0- 1	AWAY	0- 1	0- 1	2- 2			
0- 0	0- 0	0- 0	NEUTRAL	0- 0	0- 0	0- 0			
8- 3	0- 0	0- 0	CONFERENCE	1- 1	1- 1	6- 1			
4- 1	0- 0	0- 0	HOME	0- 1	1- 0	3- 0			
4- 2	0- 0	0- 0	AWAY	1- 0	0- 1	3- 1			
0- 0	0- 0	0- 0	NEUTRAL	0- 0	0- 0	0- 0			

RPI 1-25				RPI 26-50				RPI 51-100				RPI 101+ Team's RPI: 136			
RPI	S	Opponent	Score	RPI	S	Opponent	Score	RPI	S	Opponent	Score	RPI	S	Opponent	Score
18	A	California	51 70	37	A	Oregon St.	49 80	93	A	Idaho	79 60	114	A	Cal Poly	54 63
								93	H	Idaho	69 96	148	A	Grand Canyon	64 78
								94	A	Oregon	91 131	148	H	Grand Canyon	77 70
												166	A	San Francisco	85 70
												167	A	Cal St. Northridge	74 73
												225	A	UNLV	74 76
												231	A	Seattle	67 74
												231	H	Seattle	80 78
												241	H	Tex.-Pan American	82 74
												253	H	Houston Baptist	81 61
												286	H	New Mexico St.	86 63
												292	A	UC Riverside	66 85
												314	A	UMKC	87 80
												333	H	Omaha	69 65
												341	A	Utah Valley	61 59
												346	A	Chicago St.	90 59
LAST 12 Division I GAMES:															
231	A	Seattle	67 74	346	A	Chicago St.	90 59								
93	A	Idaho	79 60	93	H	Idaho	69 96								
148	H	Grand Canyon	77 70	231	H	Seattle	80 78								
241	H	Tex.-Pan American	82 74	148	A	Grand Canyon	64 78								
286	H	New Mexico St.	86 63	341	A	Utah Valley	61 59								
314	A	UMKC	87 80	167	A	Cal St. Northridge	74 73								

Non-Div I Games: Fresno Pacific 81 49 Concordia (CA) 84 79

Bakersfield

Loss, Non-Conf, S Site, H Home A Away N Neutral



Average RPI Win:	209	WON-LOST	WINNING	LAST 10	STRENGTH OF	OPP. STRENGTH	TEAM	ADJ.	CONF.	ADJ CONF.
Average RPI Loss:	66	RECORD	PCT. RANK	GAMES	SCHEDULE	OF SCHEDULE	RPI	RPI	RPI	RPI
DIV. I ONLY	11- 15	213	3- 7	49	77	137	137	6	6	
DIV. I NON-CONF.	7- 5	120	0- 0	185	206	168	168	6	6	
-----										
TOTALS	RPI 1-25	RPI 26-50	W-L RECORDS	RPI 51-100	RPI 101-150	RPI 150+				
11- 15	0- 7	0- 0	OVERALL	2- 5	1- 2	8- 1				
8- 5	0- 2	0- 0	HOME	1- 2	1- 0	6- 1				
3- 7	0- 2	0- 0	AWAY	1- 3	0- 2	2- 0				
0- 3	0- 3	0- 0	NEUTRAL	0- 0	0- 0	0- 0				
7- 5	0- 3	0- 0	NON-CONFERENCE	1- 0	1- 1	5- 1				
5- 1	0- 0	0- 0	HOME	0- 0	1- 0	4- 1				
2- 1	0- 0	0- 0	AWAY	1- 0	0- 1	1- 0				
0- 3	0- 3	0- 0	NEUTRAL	0- 0	0- 0	0- 0				
4- 10	0- 4	0- 0	CONFERENCE	1- 5	0- 1	3- 0				
3- 4	0- 2	0- 0	HOME	1- 2	0- 0	2- 0				
1- 6	0- 2	0- 0	AWAY	0- 3	0- 1	1- 0				
0- 0	0- 0	0- 0	NEUTRAL	0- 0	0- 0	0- 0				

RPI 1-25				RPI 26-50				RPI 51-100				RPI 101+ Team's RPI: 137			
RPI	S	Opponent	Score	RPI	S	Opponent	Score	RPI	S	Opponent	Score	RPI	S	Opponent	Score
2	A	UConn	49 83					52	A	Rutgers	48 66	133	A	Cincinnati	49 65
2	H	UConn	49 90					52	H	Rutgers	74 73	138	H	UAB	73 72
7	A	Louisville	61 88					72	A	Temple	51 64	141	A	UALR	63 68
7	H	Louisville	66 82					72	H	Temple	56 63	169	A	UCF	88 52
11	N	Texas A&M	59 69					79	H	South Fla.	58 71	169	H	UCF	62 53
23	N	Syracuse	58 77					80	A	SMU	75 80	246	H	Houston	48 40
24	N	Texas	36 65					88	A	Wright St.	83 75	254	A	Tennessee Tech	78 76
												273	H	East Tenn. St.	77 74
												275	H	Mississippi Val.	62 51
												288	H	Samford	60 62
												293	H	Jackson St.	77 64
												345	H	Ark.-Pine Bluff	91 45
LAST 12 Division I GAMES:															
7	H	Louisville	66 82	7	A	Louisville	61 88								
133	A	Cincinnati	49 65	2	A	UConn	49 83								
72	A	Temple	51 64	246	H	Houston	48 40								
79	H	South Fla.	58 71	52	H	Rutgers	74 73								
52	A	Rutgers	48 66	169	A	UCF	88 52								
169	H	UCF	62 53	80	A	SMU	75 80								

Non-Div I Games:

Memphis

■ Loss, 
■ Non-Conf, S Site, 
■ Home 
■ Away 
N Neutral



Average RPI Win:	228	WON-LOST	WINNING	LAST 10	STRENGTH OF	OPP. STRENGTH	TEAM	ADJ.	CONF.	ADJ CONF.
Average RPI Loss:	106	RECORD	PCT. RANK	GAMES	SCHEDULE	OF SCHEDULE	RPI	RPI	RPI	RPI
DIV. I ONLY	14- 10	115	6- 4	167	146	138	138	10	10	
DIV. I NON-CONF.	8- 5	109	0- 1	226	230	169	169	11	11	
TOTALS	RPI 1-25	RPI 26-50	W-L RECORDS	RPI 51-100	RPI 101-150	RPI 150+				
14- 10	0- 0	0- 4	OVERALL	0- 1	1- 2	13- 3				
6- 5	0- 0	0- 3	HOME	0- 1	0- 0	6- 1				
6- 3	0- 0	0- 1	AWAY	0- 0	1- 1	5- 1				
2- 2	0- 0	0- 0	NEUTRAL	0- 0	0- 1	2- 1				
8- 5	0- 0	0- 2	NON-CONFERENCE	0- 0	1- 2	7- 1				
5- 1	0- 0	0- 1	HOME	0- 0	0- 0	5- 0				
1- 2	0- 0	0- 1	AWAY	0- 0	1- 1	0- 0				
2- 2	0- 0	0- 0	NEUTRAL	0- 0	0- 1	2- 1				
6- 5	0- 0	0- 2	CONFERENCE	0- 1	0- 0	6- 2				
1- 4	0- 0	0- 2	HOME	0- 1	0- 0	1- 1				
5- 1	0- 0	0- 0	AWAY	0- 0	0- 0	5- 1				
0- 0	0- 0	0- 0	NEUTRAL	0- 0	0- 0	0- 0				

RPI 1-25				RPI 26-50				RPI 51-100				RPI 101+				Team's RPI: 138	
RPI	S	Opponent	Score	RPI	S	Opponent	Score	RPI	S	Opponent	Score	RPI	S	Opponent	Score		
				26	H	Vanderbilt	76 87	61	H	East Carolina	73 83	101	N	Fairfield	54 59		
				28	H	Middle Tenn.	55 61					130	A	Richmond	53 49		
				41	H	UTEP	76 85					137	A	Memphis	72 73		
				44	A	Chattanooga	56 63					156	H	FIU	52 63		
												157	H	High Point	58 43		
												160	H	UTSA	79 56		
												173	A	Old Dominion	80 64		
												191	A	Tulsa	76 65		
												196	A	Fla. Atlantic	94 91		
												222	A	North Texas	58 66		
												224	N	Sam Houston St.	70 59		
												228	H	Arizona	63 53		
												234	A	Louisiana Tech	71 62		
												245	N	Western Ill.	65 71		
												278	A	Marshall	63 57		
												288	H	Samford	83 50		
												291	H	George Mason	67 64		
												317	N	Eastern Ill.	79 46		
												320	H	Lipscomb	70 54		
LAST 12 Division I GAMES:																	
				234	A	Louisiana Tech	71 62	173	A	Old Dominion	80 64						
				160	H	UTSA	79 56	28	H	Middle Tenn.	55 61						
				61	H	East Carolina	73 83	191	A	Tulsa	76 65						
				196	A	Fla. Atlantic	94 91	278	A	Marshall	63 57						
				222	A	North Texas	58 66	41	H	UTEP	76 85						
				156	H	FIU	52 63	26	H	Vanderbilt	76 87						

Non-Div I Games:

UAB

■ Loss, 
 ■ Non-Conf, 
 ■ S Site, 
 ■ H Home 
 ■ A Away 
 N Neutral



Average RPI Win:	181	WON-LOST	WINNING	LAST 10	STRENGTH OF	OPP. STRENGTH	TEAM	ADJ.	CONF.	ADJ CONF.
Average RPI Loss:	136	RECORD	PCT. RANK	GAMES	SCHEDULE	OF SCHEDULE	RPI	RPI	RPI	RPI
DIV. I ONLY	11- 11	160	6- 4	84	190	139	139	15	15	
DIV. I NON-CONF.	3- 5	225	0- 0	27	109	165	165	17	17	
TOTALS	RPI 1-25	RPI 26-50	W-L RECORDS	RPI 51-100	RPI 101-150	RPI 150+				
11- 11	0- 1	0- 1	OVERALL	1- 1	3- 5	7- 3				
9- 2	0- 0	0- 0	HOME	1- 1	2- 0	6- 1				
2- 7	0- 1	0- 0	AWAY	0- 0	1- 4	1- 2				
0- 2	0- 0	0- 1	NEUTRAL	0- 0	0- 1	0- 0				
3- 5	0- 1	0- 1	NON-CONFERENCE	1- 1	0- 2	2- 0				
3- 1	0- 0	0- 0	HOME	1- 1	0- 0	2- 0				
0- 2	0- 1	0- 0	AWAY	0- 0	0- 1	0- 0				
0- 2	0- 0	0- 1	NEUTRAL	0- 0	0- 1	0- 0				
8- 6	0- 0	0- 0	CONFERENCE	0- 0	3- 3	5- 3				
6- 1	0- 0	0- 0	HOME	0- 0	2- 0	4- 1				
2- 5	0- 0	0- 0	AWAY	0- 0	1- 3	1- 2				
0- 0	0- 0	0- 0	NEUTRAL	0- 0	0- 0	0- 0				

RPI 1-25				RPI 26-50				RPI 51-100				RPI 101+ Team's RPI: 139			
RPI	S	Opponent	Score	RPI	S	Opponent	Score	RPI	S	Opponent	Score	RPI	S	Opponent	Score
19	A	Gonzaga	58 78	50	N	Iowa St.	60 88	80	H	SMU	70 75	113	A	North Dakota	60 82
								93	H	Idaho	85 84	117	N	Butler	51 74
												120	A	Montana	64 81
												120	H	Montana	71 61
												121	A	Sacramento St.	79 73
												121	H	Sacramento St.	78 65
												126	A	Southern Utah	61 62
												131	A	Portland	65 68
												167	H	Cal St. Northridge	73 53
												184	H	Idaho St.	67 55
												192	A	Montana St.	74 78
												192	H	Montana St.	81 66
												195	H	Boise St.	81 66
												204	A	Northern Colo.	52 51
												266	H	Portland St.	74 86
												277	A	Northern Ariz.	78 86
												277	H	Northern Ariz.	92 68
												321	H	Weber St.	78 67
LAST 12 Division I GAMES:															
277	A	Northern Ariz.	78 86	126	A	Southern Utah	61 62								
121	A	Sacramento St.	79 73	121	H	Sacramento St.	78 65								
120	H	Montana	71 61	277	H	Northern Ariz.	92 68								
192	H	Montana St.	81 66	192	A	Montana St.	74 78								
204	A	Northern Colo.	52 51	120	A	Montana	64 81								
113	A	North Dakota	60 82	184	H	Idaho St.	67 55								

Non-Div I Games: Northwest (WA) 90 48

Eastern Wash.

■ Loss, 
 ■ Non-Conf, S Site, 
 ■ Home 
 ■ Away 
 N Neutral



Average RPI Win:	207	WON-LOST	WINNING	LAST 10	STRENGTH OF	OPP. STRENGTH	TEAM	ADJ.	CONF.	ADJ CONF.
Average RPI Loss:	132	RECORD	PCT. RANK	GAMES	SCHEDULE	OF SCHEDULE	RPI	RPI	RPI	RPI
DIV. I ONLY	13- 12	155	5- 5	143	149	140	140	13	13	
DIV. I NON-CONF.	7- 6	142	0- 0	138	196	134	134	10	10	
TOTALS	RPI 1-25	RPI 26-50	W-L RECORDS	RPI 51-100	RPI 101-150	RPI 150+				
13- 12	0- 2	0- 1	OVERALL	2- 2	1- 3	10- 4				
8- 3	0- 0	0- 0	HOME	2- 1	1- 0	5- 2				
3- 9	0- 2	0- 1	AWAY	0- 1	0- 3	3- 2				
2- 0	0- 0	0- 0	NEUTRAL	0- 0	0- 0	2- 0				
7- 6	0- 2	0- 0	NON-CONFERENCE	1- 1	0- 2	6- 1				
4- 1	0- 0	0- 0	HOME	1- 1	0- 0	3- 0				
1- 5	0- 2	0- 0	AWAY	0- 0	0- 2	1- 1				
2- 0	0- 0	0- 0	NEUTRAL	0- 0	0- 0	2- 0				
6- 6	0- 0	0- 1	CONFERENCE	1- 1	1- 1	4- 3				
4- 2	0- 0	0- 0	HOME	1- 0	1- 0	2- 2				
2- 4	0- 0	0- 1	AWAY	0- 1	0- 1	2- 1				
0- 0	0- 0	0- 0	NEUTRAL	0- 0	0- 0	0- 0				

RPI 1-25				RPI 26-50				RPI 51-100				RPI 101+ Team's RPI: 140			
RPI	S	Opponent	Score	RPI	S	Opponent	Score	RPI	S	Opponent	Score	RPI	S	Opponent	Score
8	A	South Carolina	54 81	47	A	James Madison	59 92	61	H	East Carolina	55 64	109	A	Winthrop	49 67
20	A	Maryland	51 103					79	H	South Fla.	71 64	116	A	Delaware	71 85
								98	A	Drexel	55 68	116	H	Delaware	68 66
								98	H	Drexel	71 65	130	A	Richmond	73 80
												151	A	USC Upstate	75 71
												172	A	Hofstra	62 59
												172	H	Hofstra	87 74
												188	A	Northeastern	90 74
												188	H	Northeastern	53 61
												203	H	Towson	60 64
												251	N	Howard	79 68
												252	N	Coastal Caro.	80 62
												291	H	George Mason	66 64
												295	A	William & Mary	76 81
												295	H	William & Mary	101 65
												304	H	Kennesaw St.	87 66
												310	A	UNC Greensboro	56 64
												328	H	South Carolina St.	70 56
LAST 12 Division I GAMES:															
172	H	Hofstra	87 74	116	H	Delaware	68 66								
116	A	Delaware	71 85	203	H	Towson	60 64								
188	H	Northeastern	53 61	188	A	Northeastern	90 74								
98	H	Drexel	71 65	172	A	Hofstra	62 59								
295	A	William & Mary	76 81	295	H	William & Mary	101 65								
47	A	James Madison	59 92	98	A	Drexel	55 68								

Non-Div I Games:

Col. of Charleston

■ Loss, 
 ■ Non-Conf, S Site, 
 ■ Home 
 ■ Away 
 N Neutral



Average RPI Win:	237	WON-LOST	WINNING	LAST 10	STRENGTH OF	OPP. STRENGTH	TEAM	ADJ.	CONF.	ADJ CONF.
Average RPI Loss:	149	RECORD	PCT. RANK	GAMES	SCHEDULE	OF SCHEDULE	RPI	RPI	RPI	RPI
DIV. I ONLY	12- 10	133	5- 4	211	165	141	141	26	26	
DIV. I NON-CONF.	4- 5	187	0- 0	106	8	141	141	26	26	
TOTALS	RPI 1-25	RPI 26-50	W-L RECORDS	RPI 51-100	RPI 101-150	RPI 150+				
12- 10	0- 2	1- 1	OVERALL	0- 0	2- 2	9- 5				
8- 1	0- 1	1- 0	HOME	0- 0	2- 0	5- 0				
4- 9	0- 1	0- 1	AWAY	0- 0	0- 2	4- 5				
0- 0	0- 0	0- 0	NEUTRAL	0- 0	0- 0	0- 0				
4- 5	0- 2	1- 1	NON-CONFERENCE	0- 0	1- 0	2- 2				
3- 1	0- 1	1- 0	HOME	0- 0	1- 0	1- 0				
1- 4	0- 1	0- 1	AWAY	0- 0	0- 0	1- 2				
0- 0	0- 0	0- 0	NEUTRAL	0- 0	0- 0	0- 0				
8- 5	0- 0	0- 0	CONFERENCE	0- 0	1- 2	7- 3				
5- 0	0- 0	0- 0	HOME	0- 0	1- 0	4- 0				
3- 5	0- 0	0- 0	AWAY	0- 0	0- 2	3- 3				
0- 0	0- 0	0- 0	NEUTRAL	0- 0	0- 0	0- 0				

RPI 1-25				RPI 26-50				RPI 51-100				RPI 101+ Team's RPI: 141			
RPI	S	Opponent	Score	RPI	S	Opponent	Score	RPI	S	Opponent	Score	RPI	S	Opponent	Score
5	H	LSU	51 58	46	H	South Dakota St.	66 45					118	A	Arkansas St.	45 77
24	A	Texas	26 60	49	A	Southern Miss.	60 72					137	H	Memphis	68 63
												147	A	Western Ky.	39 65
												147	H	Western Ky.	58 51
												161	A	Missouri St.	68 72
												216	A	Texas St.	35 42
												216	H	Texas St.	77 70
												224	H	Sam Houston St.	69 65
												234	A	Louisiana Tech	39 50
												240	A	Georgia St.	59 61
												255	H	Troy	69 52
												268	A	Oral Roberts	53 51
												285	A	La.-Monroe	63 47
												294	A	South Ala.	56 61
												294	H	South Ala.	61 42
												316	A	La.-Lafayette	63 57
												316	H	La.-Lafayette	74 60
												334	A	Texas-Arlington	64 57
LAST 12 Division I GAMES:															
285	A	La.-Monroe	63 47	216	H	Texas St.	77 70								
316	A	La.-Lafayette	63 57	240	A	Georgia St.	59 61								
147	H	Western Ky.	58 51	147	A	Western Ky.	39 65								
294	A	South Ala.	56 61	255	H	Troy	69 52								
316	H	La.-Lafayette	74 60	294	H	South Ala.	61 42								
118	A	Arkansas St.	45 77	334	A	Texas-Arlington	64 57								

Non-Div I Games: Incarnate Word 82 34

UALR

■ Loss, 
 ■ Non-Conf, S Site, 
 ■ Home 
 ■ Away 
 N Neutral



Average RPI Win:	233	WON-LOST	WINNING	LAST 10	STRENGTH OF	OPP. STRENGTH	TEAM	ADJ.	CONF.	ADJ CONF.
Average RPI Loss:	52	RECORD	PCT. RANK	GAMES	SCHEDULE	OF SCHEDULE	RPI	RPI	RPI	RPI
DIV. I ONLY	10- 16	244	1- 9	41	58	142	142	1	1	
DIV. I NON-CONF.	9- 5	92	0- 0	188	195	139	139	1	1	
TOTALS	RPI 1-25	RPI 26-50	W-L RECORDS	RPI 51-100	RPI 101-150	RPI 150+				
10- 16	0- 7	0- 2	OVERALL	2- 5	0- 1	8- 1				
8- 6	0- 2	0- 1	HOME	1- 2	0- 0	7- 1				
2- 8	0- 4	0- 1	AWAY	1- 2	0- 1	1- 0				
0- 2	0- 1	0- 0	NEUTRAL	0- 1	0- 0	0- 0				
9- 5	0- 2	0- 0	NON-CONFERENCE	1- 1	0- 1	8- 1				
7- 1	0- 0	0- 0	HOME	0- 0	0- 0	7- 1				
2- 2	0- 1	0- 0	AWAY	1- 0	0- 1	1- 0				
0- 2	0- 1	0- 0	NEUTRAL	0- 1	0- 0	0- 0				
1- 11	0- 5	0- 2	CONFERENCE	1- 4	0- 0	0- 0				
1- 5	0- 2	0- 1	HOME	1- 2	0- 0	0- 0				
0- 6	0- 3	0- 1	AWAY	0- 2	0- 0	0- 0				
0- 0	0- 0	0- 0	NEUTRAL	0- 0	0- 0	0- 0				

RPI	S	Opponent	Score	RPI	S	Opponent	Score	RPI	S	Opponent	Score	RPI	S	Opponent	Score	Team's RPI: 142
5	H	LSU	56 66	26	H	Vanderbilt	74 80	56	H	Florida	60 81	105	A	Hawaii	63 79	
6	A	Tennessee	70 94	48	A	Georgia	63 84	65	N	Washington St.	65 79	205	H	Central Ark.	63 66	
6	H	Tennessee	65 77					70	A	Arkansas	65 68	234	H	Louisiana Tech	79 68	
8	A	South Carolina	70 99					76	H	Mississippi St.	87 85	246	H	Southeastern La.	96 69	
14	A	Baylor	80 87					81	A	Tulane	89 66	267	H	Austin Peay	99 69	
15	A	Kentucky	78 108					90	A	Alabama	79 93	275	H	Mississippi Val.	72 60	
17	N	West Virginia	56 86					91	H	Missouri	76 85	281	H	Jacksonville St.	83 62	
LAST 12 Division I GAMES:																
15	A	Kentucky	78 108	76	H	Mississippi St.	87 85									
48	A	Georgia	63 84	70	A	Arkansas	65 68									
6	H	Tennessee	65 77	26	H	Vanderbilt	74 80									
56	H	Florida	60 81	90	A	Alabama	79 93									
8	A	South Carolina	70 99	6	A	Tennessee	70 94									
5	H	LSU	56 66	91	H	Missouri	76 85									

Non-Div I Games:

Ole Miss

■ Loss, 
 ■ Non-Conf, S Site, 
 ■ Home 
 ■ Away 
 N Neutral



UNI				Through Games Of Feb. 16, 2014						
Average RPI Win:	222	WON-LOST	WINNING	LAST 10	STRENGTH OF	OPP. STRENGTH	TEAM	ADJ.	CONF.	ADJ CONF.
Average RPI Loss:	123	RECORD	PCT. RANK	GAMES	SCHEDULE	OF SCHEDULE	RPI	RPI	RPI	RPI
DIV. I ONLY		13- 11	137	7- 3	170	162	143	143	18	18
DIV. I NON-CONF.		4- 7	229	0- 0	124	78	183	183	18	18
-----										
TOTALS	RPI 1-25	RPI 26-50		W-L RECORDS		RPI 51-100	RPI 101-150		RPI 150+	
13- 11	0- 0	0- 4		OVERALL		1- 1	1- 1		11- 5	
8- 3	0- 0	0- 2		HOME		1- 0	1- 0		6- 1	
5- 7	0- 0	0- 2		AWAY		0- 1	0- 1		5- 3	
0- 1	0- 0	0- 0		NEUTRAL		0- 0	0- 0		0- 1	
4- 7	0- 0	0- 4		NON-CONFERENCE		0- 0	1- 1		3- 2	
2- 2	0- 0	0- 2		HOME		0- 0	1- 0		1- 0	
2- 4	0- 0	0- 2		AWAY		0- 0	0- 1		2- 1	
0- 1	0- 0	0- 0		NEUTRAL		0- 0	0- 0		0- 1	
9- 4	0- 0	0- 0		CONFERENCE		1- 1	0- 0		8- 3	
6- 1	0- 0	0- 0		HOME		1- 0	0- 0		5- 1	
3- 3	0- 0	0- 0		AWAY		0- 1	0- 0		3- 2	
0- 0	0- 0	0- 0		NEUTRAL		0- 0	0- 0		0- 0	

RPI 1-25			RPI 26-50			RPI 51-100			RPI 101+ Team's RPI: 143		
RPI	S	Opponent	Score	RPI	S	Opponent	Score	RPI	S	Opponent	Score
29	H	Iowa	60 67	29	H	Iowa	60 67	113	H	North Dakota	61 56
30	H	Minnesota	55 73	30	H	Minnesota	55 73	149	A	South Dakota	67 87
46	A	South Dakota St.	44 80	46	A	South Dakota St.	44 80	152	A	Indiana St.	53 60
50	A	Iowa St.	55 83	50	A	Iowa St.	55 83	160	A	UTSA	55 63
LAST 12 Division I GAMES:											
68	H	Wichita St.	80 71	264	H	Bradley	78 65	161	A	Missouri St.	68 60
161	H	Missouri St.	79 60	161	A	Missouri St.	68 60	161	H	Missouri St.	79 60
242	A	Evansville	50 59	68	A	Wichita St.	47 80	185	H	Drake	64 66
335	A	Southern Ill.	78 48	335	H	Southern Ill.	87 53	193	H	Saint Louis	74 65
185	H	Drake	64 66	242	H	Evansville	64 56	226	H	Loyola Chicago	70 59
226	H	Loyola Chicago	70 59	236	A	Illinois St.	83 63	236	A	Illinois St.	83 63

Non-Div I Games:

UNI

■ Loss, 
 ■ Non-Conf, 
 ■ S Site, 
 ■ H Home 
 ■ A Away 
 N Neutral



Average RPI Win:	215	WON-LOST	WINNING	LAST 10	STRENGTH OF	OPP. STRENGTH	TEAM	ADJ.	CONF.	ADJ CONF.
Average RPI Loss:	65	RECORD	PCT. RANK	GAMES	SCHEDULE	OF SCHEDULE	RPI	RPI	RPI	RPI
DIV. I ONLY	11- 16	231	2- 8	67	60	144	144	2	2	
DIV. I NON-CONF.	8- 6	125	0- 0	280	194	203	203	2	2	
TOTALS	RPI 1-25	RPI 26-50	W-L RECORDS	RPI 51-100	RPI 101-150	RPI 150+				
11- 16	0- 6	1- 4	OVERALL	3- 2	1- 1	6- 3				
6- 8	0- 3	0- 2	HOME	1- 1	1- 0	4- 2				
4- 7	0- 3	1- 1	AWAY	1- 1	0- 1	2- 1				
1- 1	0- 0	0- 1	NEUTRAL	1- 0	0- 0	0- 0				
8- 6	0- 1	0- 2	NON-CONFERENCE	2- 0	0- 0	6- 3				
4- 4	0- 1	0- 1	HOME	0- 0	0- 0	4- 2				
3- 1	0- 0	0- 0	AWAY	1- 0	0- 0	2- 1				
1- 1	0- 0	0- 1	NEUTRAL	1- 0	0- 0	0- 0				
3- 10	0- 5	1- 2	CONFERENCE	1- 2	1- 1	0- 0				
2- 4	0- 2	0- 1	HOME	1- 1	1- 0	0- 0				
1- 6	0- 3	1- 1	AWAY	0- 1	0- 1	0- 0				
0- 0	0- 0	0- 0	NEUTRAL	0- 0	0- 0	0- 0				

RPI 1-25				RPI 26-50				RPI 51-100				RPI 101+ Team's RPI: 144			
RPI	S	Opponent	Score	RPI	S	Opponent	Score	RPI	S	Opponent	Score	RPI	S	Opponent	Score
1	A	Notre Dame	51 71	27	A	North Carolina	55 78	62	N	Creighton	56 52	124	A	Pittsburgh	43 56
4	H	Duke	51 78	28	H	Middle Tenn.	51 76	63	A	Virginia	43 80	124	H	Pittsburgh	77 67
8	H	South Carolina	43 68	37	N	Oregon St.	41 74	79	A	South Fla.	68 63	163	H	Davidson	57 77
16	H	North Carolina St.	63 69	38	A	Georgia Tech	80 79	83	H	Miami (FL)	60 52	167	H	Cal St. Northridge	53 69
20	A	Maryland	43 95	38	H	Georgia Tech	68 89	99	H	Wake Forest	61 68	225	A	UNLV	54 63
23	A	Syracuse	75 84									310	A	UNC Greensboro	77 71
												328	H	South Carolina St.	88 46
												330	H	Radford	41 39
												332	A	NJIT	84 37
												338	H	Wofford	72 50
												339	H	North Florida	48 44
LAST 12 Division I GAMES:															
124	A	Pittsburgh	43 56	83	H	Miami (FL)	60 52	23	A	Syracuse	75 84				
16	H	North Carolina St.	63 69	27	A	North Carolina	55 78	99	H	Wake Forest	61 68				
20	A	Maryland	43 95	27	A	North Carolina	55 78	124	H	Pittsburgh	77 67				
4	H	Duke	51 78	38	H	Georgia Tech	68 89								

Non-Div I Games:

Clemson

■ Loss, 
 ■ Non-Conf, 
 ■ S Site, 
 ■ H Home 
 ■ A Away 
 N Neutral



Average RPI Win:	218	WON-LOST	WINNING	LAST 10	STRENGTH OF	OPP. STRENGTH	TEAM	ADJ.	CONF.	ADJ CONF.
Average RPI Loss:	127	RECORD	PCT. RANK	GAMES	SCHEDULE	OF SCHEDULE	RPI	RPI	RPI	RPI
DIV. I ONLY	12- 10	133	5- 5	159	156	145	145	19	19	
DIV. I NON-CONF.	4- 5	187	0- 0	103	35	172	172	22	22	
TOTALS	RPI 1-25	RPI 26-50	W-L RECORDS	RPI 51-100	RPI 101-150	RPI 150+				
12- 10	0- 1	0- 0	OVERALL	0- 2	2- 3	10- 4				
7- 4	0- 1	0- 0	HOME	0- 1	2- 0	5- 2				
4- 6	0- 0	0- 0	AWAY	0- 1	0- 3	4- 2				
1- 0	0- 0	0- 0	NEUTRAL	0- 0	0- 0	1- 0				
4- 5	0- 1	0- 0	NON-CONFERENCE	0- 2	1- 1	3- 1				
2- 3	0- 1	0- 0	HOME	0- 1	1- 0	1- 1				
1- 2	0- 0	0- 0	AWAY	0- 1	0- 1	1- 0				
1- 0	0- 0	0- 0	NEUTRAL	0- 0	0- 0	1- 0				
8- 5	0- 0	0- 0	CONFERENCE	0- 0	1- 2	7- 3				
5- 1	0- 0	0- 0	HOME	0- 0	1- 0	4- 1				
3- 4	0- 0	0- 0	AWAY	0- 0	0- 2	3- 2				
0- 0	0- 0	0- 0	NEUTRAL	0- 0	0- 0	3- 0				

RPI 1-25				RPI 26-50				RPI 51-100				RPI 101+ Team's RPI: 145			
RPI	S	Opponent	Score	RPI	S	Opponent	Score	RPI	S	Opponent	Score	RPI	S	Opponent	Score
3	H	Stanford	54 86					51	H	Southern California	54 63	104	A	Colorado St.	47 53
								65	A	Washington St.	79 92	104	H	Colorado St.	60 50
												131	H	Portland	76 67
												132	A	Seton Hall	58 64
												135	A	Wyoming	76 87
												155	N	Liberty	70 66
												166	H	San Francisco	47 76
												168	A	Nevada	60 63
												168	H	Nevada	73 48
												189	H	San Diego St.	69 70
												195	H	Boise St.	72 63
												225	A	UNLV	79 63
												225	H	UNLV	70 52
												235	H	Santa Clara	69 49
												238	A	Cal St. Fullerton	68 57
												258	A	San Jose St.	66 68
												261	A	New Mexico	75 73
												342	A	Air Force	77 43
												342	H	Air Force	76 49
LAST 12 Division I GAMES:															
104	A	Colorado St.	47 53	168	A	Nevada	60 63								
168	H	Nevada	73 48	261	A	New Mexico	75 73								
258	A	San Jose St.	66 68	189	H	San Diego St.	69 70								
342	H	Air Force	76 49	104	H	Colorado St.	60 50								
135	A	Wyoming	76 87	342	A	Air Force	77 43								
225	H	UNLV	70 52	195	H	Boise St.	72 63								

Non-Div I Games: UC Merced 74 50 San Diego Christian82 28

Fresno St.

Loss, Non-Conf, S Site, H Home A Away N Neutral



Average RPI Win:	240	WON-LOST	WINNING	LAST 10	STRENGTH OF	OPP. STRENGTH	TEAM	ADJ.	CONF.	ADJ CONF.
Average RPI Loss:	192	RECORD	PCT. RANK	GAMES	SCHEDULE	OF SCHEDULE	RPI	RPI	RPI	RPI
DIV. I ONLY	16- 8	85	3- 2	315	244	146	146	27	27	
DIV. I NON-CONF.	9- 2	44	0- 0	233	157	62	62	27	27	
TOTALS	RPI 1-25	RPI 26-50	W-L RECORDS	RPI 51-100	RPI 101-150	RPI 150+				
16- 8	0- 1	0- 0	OVERALL	2- 1	1- 0	13- 6				
9- 1	0- 0	0- 0	HOME	1- 0	1- 0	7- 1				
6- 7	0- 1	0- 0	AWAY	1- 1	0- 0	5- 5				
1- 0	0- 0	0- 0	NEUTRAL	0- 0	0- 0	1- 0				
9- 2	0- 1	0- 0	NON-CONFERENCE	2- 1	1- 0	6- 0				
5- 0	0- 0	0- 0	HOME	1- 0	1- 0	3- 0				
3- 2	0- 1	0- 0	AWAY	1- 1	0- 0	2- 0				
1- 0	0- 0	0- 0	NEUTRAL	0- 0	0- 0	1- 0				
7- 6	0- 0	0- 0	CONFERENCE	0- 0	0- 0	7- 6				
4- 1	0- 0	0- 0	HOME	0- 0	0- 0	4- 1				
3- 5	0- 0	0- 0	AWAY	0- 0	0- 0	3- 5				
0- 0	0- 0	0- 0	NEUTRAL	0- 0	0- 0	0- 0				

RPI 1-25				RPI 26-50				RPI 51-100				RPI 101+ Team's RPI: 146			
RPI	S	Opponent	Score	RPI	S	Opponent	Score	RPI	S	Opponent	Score	RPI	S	Opponent	Score
12	A	St. John's (NY)	56 66					69	A	Penn	56 51	125	H	Lafayette	74 52
								83	A	Miami (FL)	57 78	159	A	Mt. St. Mary's	79 85
								87	H	Army	56 53	159	H	Mt. St. Mary's	52 47
												210	H	Sacred Heart	69 49
												214	A	Saint Francis (PA)	90 76
												220	A	Cornell	78 68
												221	A	Robert Morris	95 101
												223	N	Hartford	56 49
												257	A	Bryant	58 61
												262	A	Wagner	53 62
												262	H	Wagner	62 73
												276	A	Central Conn. St.	66 71
												276	H	Central Conn. St.	71 50
												302	A	LIU Brooklyn	69 48
												303	A	Delaware St.	68 55
												307	H	Columbia	73 47
												326	H	UMass Lowell	77 59
												332	H	NJIT	58 53
												340	A	Fairleigh Dickinson	57 55
												340	H	Fairleigh Dickinson	67 51
LAST 12 Division I GAMES:															
214	A	Saint Francis (PA)	90 76	276	A	Central Conn. St.	66 71								
262	A	Wagner	53 62	257	A	Bryant	58 61								
221	A	Robert Morris	95 101	210	H	Sacred Heart	69 49								
340	H	Fairleigh Dickinson	67 51	159	A	Mt. St. Mary's	79 85								
276	H	Central Conn. St.	71 50	302	A	LIU Brooklyn	69 48								
262	H	Wagner	62 73	340	A	Fairleigh Dickinson	57 55								

Non-Div I Games:

St. Francis Brooklyn

■ Loss, 
 ■ Non-Conf, 
 ■ S Site, 
 ■ H Home 
 ■ A Away 
 N Neutral



Average RPI Win:	260	WON-LOST	WINNING	LAST 10	STRENGTH OF	OPP. STRENGTH	TEAM	ADJ.	CONF.	ADJ CONF.
Average RPI Loss:	136	RECORD	PCT. RANK	GAMES	SCHEDULE	OF SCHEDULE	RPI	RPI	RPI	RPI
DIV. I ONLY	16- 8	85	6- 4	274	249	147	147	26	26	
DIV. I NON-CONF.	8- 3	67	0- 0	219	239	104	104	26	26	
TOTALS	RPI 1-25	RPI 26-50	W-L RECORDS	RPI 51-100	RPI 101-150	RPI 150+				
16- 8	0- 1	0- 1	OVERALL	0- 0	1- 3	15- 3				
9- 3	0- 1	0- 0	HOME	0- 0	1- 1	8- 1				
5- 5	0- 0	0- 1	AWAY	0- 0	0- 2	5- 2				
2- 0	0- 0	0- 0	NEUTRAL	0- 0	0- 0	2- 0				
8- 3	0- 1	0- 1	NON-CONFERENCE	0- 0	0- 0	8- 1				
4- 1	0- 1	0- 0	HOME	0- 0	0- 0	4- 0				
2- 2	0- 0	0- 1	AWAY	0- 0	0- 0	2- 1				
2- 0	0- 0	0- 0	NEUTRAL	0- 0	0- 0	2- 0				
8- 5	0- 0	0- 0	CONFERENCE	0- 0	1- 3	7- 2				
5- 2	0- 0	0- 0	HOME	0- 0	1- 1	4- 1				
3- 3	0- 0	0- 0	AWAY	0- 0	0- 2	3- 1				
0- 0	0- 0	0- 0	NEUTRAL	0- 0	0- 0	0- 0				

RPI 1-25				RPI 26-50				RPI 51-100				RPI 101+ Team's RPI: 147			
RPI	S	Opponent	Score	RPI	S	Opponent	Score	RPI	S	Opponent	Score	RPI	S	Opponent	Score
7	H	Louisville	61 74	26	A	Vanderbilt	60 85					118	A	Arkansas St.	75 78
												118	H	Arkansas St.	64 67
												141	A	UALR	51 58
												141	H	UALR	65 39
												164	A	Ball St.	77 85
												180	N	Georgetown	57 55
												187	A	Northern Ky.	74 64
												200	N	Belmont	66 46
												216	H	Texas St.	63 72
												240	H	Georgia St.	80 59
												255	A	Troy	86 69
												255	H	Troy	93 66
												267	H	Austin Peay	78 75
												285	A	La.-Monroe	77 73
												289	H	Morehead St.	65 52
												293	H	Jackson St.	83 48
												294	A	South Ala.	65 74
												294	H	South Ala.	81 55
												308	A	Southeast Mo. St.	90 75
												313	H	Murray St.	86 63
												316	A	La.-Lafayette	68 63
												334	H	Texas-Arlington	59 46
LAST 12 Division I GAMES:															
294	H	South Ala.	81 55	316	A	La.-Lafayette	68 63								
255	H	Troy	93 66	285	A	La.-Monroe	77 73								
141	A	UALR	51 58	118	H	Arkansas St.	64 67								
118	A	Arkansas St.	75 78	141	H	UALR	65 39								
216	H	Texas St.	63 72	240	H	Georgia St.	80 59								
334	H	Texas-Arlington	59 46	255	A	Troy	86 69								

Non-Div I Games:

Western Ky.

■ Loss, 
■ Non-Conf, S Site, 
■ Home 
■ Away 
N Neutral



## Grand Canyon

Through Games Of Feb. 16, 2014

Average RPI Win:	241	WON-LOST	WINNING	LAST 10	STRENGTH OF	OPP. STRENGTH	TEAM	ADJ.	CONF.	ADJ CONF.
Average RPI Loss:	163	RECORD	PCT. RANK	GAMES	SCHEDULE	OF SCHEDULE	RPI	RPI	RPI	RPI
DIV. I ONLY	13- 7	93	5- 5	305	254	148	148	29	29	
DIV. I NON-CONF.	8- 2	53	2- 0	230	107	76	76	28	28	
TOTALS	RPI 1-25	RPI 26-50	W-L RECORDS	RPI 51-100	RPI 101-150	RPI 150+				
13- 7	0- 0	0- 0	OVERALL	1- 3	2- 1	10- 3				
6- 0	0- 0	0- 0	HOME	0- 0	2- 0	4- 0				
4- 5	0- 0	0- 0	AWAY	0- 1	0- 1	4- 3				
3- 2	0- 0	0- 0	NEUTRAL	1- 2	0- 0	2- 0				
8- 2	0- 0	0- 0	NON-CONFERENCE	1- 2	1- 0	6- 0				
2- 0	0- 0	0- 0	HOME	0- 0	1- 0	1- 0				
3- 0	0- 0	0- 0	AWAY	0- 0	0- 0	3- 0				
3- 2	0- 0	0- 0	NEUTRAL	1- 2	0- 0	2- 0				
5- 5	0- 0	0- 0	CONFERENCE	0- 1	1- 1	4- 3				
4- 0	0- 0	0- 0	HOME	0- 0	1- 0	3- 0				
1- 5	0- 0	0- 0	AWAY	0- 1	0- 1	1- 3				
0- 0	0- 0	0- 0	NEUTRAL	0- 0	0- 0	0- 0				

RPI S	Opponent	Score	RPI S	Opponent	Score	RPI S	Opponent	Score	RPI S	Opponent	Score	Team's RPI: 148
						61 N	East Carolina	86 76	105 H	Hawaii	54 51	
						76 N	Mississippi St.	62 71	136 A	Bakersfield	70 77	
						77 N	UCLA	60 62	136 H	Bakersfield	78 64	
						93 A	Idaho	54 58	168 A	Nevada	75 55	
									222 A	North Texas	67 65	
									231 A	Seattle	68 89	
									241 A	Tex.-Pan American	58 60	
									246 N	Southeastern La.	62 57	
									263 N	Bethune-Cookman	57 45	
									285 A	La.-Monroe	82 72	
									286 A	New Mexico St.	63 66	
									302 H	LIU Brooklyn	72 63	
									314 H	UMKC	74 63	
									341 A	Utah Valley	66 63	
									341 H	Utah Valley	88 51	
									346 H	Chicago St.	84 53	
LAST 12 Division I GAMES:												
			136 A	Bakersfield	70 77		341 H	Utah Valley	88 51			
			341 A	Utah Valley	66 63		136 H	Bakersfield	78 64			
			314 H	UMKC	74 63		286 A	New Mexico St.	63 66			
			346 H	Chicago St.	84 53		241 A	Tex.-Pan American	58 60			
			231 A	Seattle	68 89		302 H	LIU Brooklyn	72 63			
			93 A	Idaho	54 58		105 H	Hawaii	54 51			

Non-Div I Games: Western N.M. 79 52 Western St. 92 35 Abilene Christian 70 57

Grand Canyon

Loss, Non-Conf, S Site, H Home A Away N Neutral



# South Dakota

Through Games Of Feb. 16, 2014

Average RPI Win:	223	WON-LOST	WINNING	LAST 10	STRENGTH OF	OPP. STRENGTH	TEAM	ADJ.	CONF.	ADJ CONF.
Average RPI Loss:	139	RECORD	PCT. RANK	GAMES	SCHEDULE	OF SCHEDULE	RPI	RPI	RPI	RPI
DIV. I ONLY	12- 11	148	5- 5	166	226	149	149	20	20	
DIV. I NON-CONF.	7- 6	142	2- 0	90	232	107	107	19	19	
TOTALS	RPI 1-25	RPI 26-50	W-L RECORDS	RPI 51-100	RPI 101-150	RPI 150+				
12- 11	0- 0	0- 3	OVERALL	0- 1	3- 2	9- 5				
9- 1	0- 0	0- 0	HOME	0- 0	3- 0	6- 1				
3- 9	0- 0	0- 3	AWAY	0- 1	0- 2	3- 3				
0- 1	0- 0	0- 0	NEUTRAL	0- 0	0- 0	0- 1				
7- 6	0- 0	0- 2	NON-CONFERENCE	0- 1	2- 1	5- 2				
5- 0	0- 0	0- 0	HOME	0- 0	2- 0	3- 0				
2- 5	0- 0	0- 2	AWAY	0- 1	0- 1	2- 1				
0- 1	0- 0	0- 0	NEUTRAL	0- 0	0- 0	0- 1				
5- 5	0- 0	0- 1	CONFERENCE	0- 0	1- 1	4- 3				
4- 1	0- 0	0- 0	HOME	0- 0	1- 0	3- 1				
1- 4	0- 0	0- 1	AWAY	0- 0	0- 1	1- 2				
0- 0	0- 0	0- 0	NEUTRAL	0- 0	0- 0	0- 0				

RPI S	Opponent	Score	RPI S	Opponent	Score	RPI S	Opponent	Score	RPI S	Opponent	Score	Team's RPI: 149
31	A Nebraska	53 87	62	A Creighton	48 63	107	A IUPUI	59 80	107	H IUPUI	74 56	
46	A South Dakota St.	69 88				113	A North Dakota	61 65	135	H Wyoming	82 78	
50	A Iowa St.	72 88				143	H UNI	87 67	181	H Cleveland St.	74 70	
						185	N Drake	81 89	190	A UC Irvine	64 68	
						195	H Boise St.	74 61	197	H Utah St.	81 71	
						218	A IPFW	78 96	218	H IPFW	84 71	
						238	A Cal St. Fullerton	66 57	245	H Western Ill.	71 81	
						279	A Denver	84 91	279	H Denver	88 67	
						319	A North Dakota St.	83 70	327	A Valparaiso	81 70	
						333	H Omaha	75 51				
LAST 12 Division I GAMES:												
107	H IUPUI	74 56	245	H Western Ill.	71 81							
218	H IPFW	84 71	218	A IPFW	78 96							
279	H Denver	88 67	107	A IUPUI	59 80							
46	A South Dakota St.	69 88	279	A Denver	84 91							
319	A North Dakota St.	83 70	181	H Cleveland St.	74 70							
333	H Omaha	75 51	327	A Valparaiso	81 70							

Non-Div I Games: St. Mary (NE) 76 48 South Dakota Mines 81 49

South Dakota

Loss, Non-Conf, S Site, H Home A Away N Neutral



**R  
i  
c  
e**

R  
i  
c  
e

Rice

Page 150



Average RPI Win:	279	WON-LOST	WINNING	LAST 10	STRENGTH OF	OPP. STRENGTH	TEAM	ADJ.	CONF.	ADJ CONF.
Average RPI Loss:	95	RECORD	PCT. RANK	GAMES	SCHEDULE	OF SCHEDULE	RPI	RPI	RPI	RPI
DIV. I ONLY	11- 11	160	6- 4	163	216	151	151	22	22	
DIV. I NON-CONF.	4- 6	210	0- 0	141	168	154	154	21	21	
TOTALS	RPI 1-25	RPI 26-50	W-L RECORDS	RPI 51-100	RPI 101-150	RPI 150+				
11- 11	0- 1	0- 0	OVERALL	0- 6	0- 2	11- 2				
5- 4	0- 0	0- 0	HOME	0- 2	0- 1	5- 1				
6- 7	0- 1	0- 0	AWAY	0- 4	0- 1	6- 1				
0- 0	0- 0	0- 0	NEUTRAL	0- 0	0- 0	0- 0				
4- 6	0- 1	0- 0	NON-CONFERENCE	0- 2	0- 2	4- 1				
1- 1	0- 0	0- 0	HOME	0- 0	0- 1	1- 0				
3- 5	0- 1	0- 0	AWAY	0- 2	0- 1	3- 1				
0- 0	0- 0	0- 0	NEUTRAL	0- 0	0- 0	0- 0				
7- 5	0- 0	0- 0	CONFERENCE	0- 4	0- 0	7- 1				
4- 3	0- 0	0- 0	HOME	0- 2	0- 0	4- 1				
3- 2	0- 0	0- 0	AWAY	0- 2	0- 0	3- 0				
0- 0	0- 0	0- 0	NEUTRAL	0- 0	0- 0	0- 0				

RPI 1-25				RPI 26-50				RPI 51-100				RPI 101+ Team's RPI: 151			
RPI	S	Opponent	Score	RPI	S	Opponent	Score	RPI	S	Opponent	Score	RPI	S	Opponent	Score
4	A	Duke	40 123					53	A	Indiana	38 87	122	A	Virginia Tech	61 65
								67	A	Stetson	64 78	140	H	Col. of Charleston	71 75
								67	H	Stetson	66 79	157	A	High Point	69 75
								75	A	FGCU	45 72	176	A	Furman	65 55
								75	H	FGCU	69 76	187	H	Northern Ky.	60 76
								100	A	George Washington	56 83	209	H	Mercer	63 62
												233	A	Jacksonville	66 58
												273	A	East Tenn. St.	63 62
												273	H	East Tenn. St.	69 60
												296	A	UNC Asheville	67 66
												304	H	Kennesaw St.	72 64
												318	A	UMES	87 83
												320	H	Lipscomb	92 69
												328	H	South Carolina St.	58 57
												339	A	North Florida	62 51
LAST 12 Division I GAMES:															
273	H	East Tenn. St.	69 60	209	H	Mercer	63 62								
75	H	FGCU	69 76	273	A	East Tenn. St.	63 62								
67	H	Stetson	66 79	75	A	FGCU	45 72								
233	A	Jacksonville	66 58	67	A	Stetson	64 78								
339	A	North Florida	62 51	320	H	Lipscomb	92 69								
304	H	Kennesaw St.	72 64	187	H	Northern Ky.	60 76								

Non-Div I Games: Converse 75 36

USC Upstate

■ Loss, 
 ■ Non-Conf, 
 ■ S Site, 
 ■ Home 
 ■ A Away 
 N Neutral



Average RPI Win:	230	WON-LOST	WINNING	LAST 10	STRENGTH OF	OPP. STRENGTH	TEAM	ADJ.	CONF.	ADJ CONF.
Average RPI Loss:	136	RECORD	PCT. RANK	GAMES	SCHEDULE	OF SCHEDULE	RPI	RPI	RPI	RPI
DIV. I ONLY	13- 10	124	6- 4	213	158	152	152	18	18	
DIV. I NON-CONF.	5- 6	173	0- 0	83	92	130	130	18	18	
TOTALS	RPI 1-25	RPI 26-50	W-L RECORDS	RPI 51-100	RPI 101-150	RPI 150+				
13- 10	0- 1	0- 0	OVERALL	1- 4	2- 1	10- 4				
7- 4	0- 0	0- 0	HOME	0- 2	2- 1	5- 1				
5- 6	0- 1	0- 0	AWAY	0- 2	0- 0	5- 3				
1- 0	0- 0	0- 0	NEUTRAL	1- 0	0- 0	0- 0				
5- 6	0- 1	0- 0	NON-CONFERENCE	1- 3	1- 1	3- 1				
2- 2	0- 0	0- 0	HOME	0- 1	1- 1	1- 0				
2- 4	0- 1	0- 0	AWAY	0- 2	0- 0	2- 1				
1- 0	0- 0	0- 0	NEUTRAL	1- 0	0- 0	0- 0				
8- 4	0- 0	0- 0	CONFERENCE	0- 1	1- 0	7- 3				
5- 2	0- 0	0- 0	HOME	0- 1	1- 0	4- 1				
3- 2	0- 0	0- 0	AWAY	0- 0	0- 0	3- 2				
0- 0	0- 0	0- 0	NEUTRAL	0- 0	0- 0	0- 0				

RPI 1-25				RPI 26-50				RPI 51-100				RPI 101+ Team's RPI: 152			
RPI	S	Opponent	Score	RPI	S	Opponent	Score	RPI	S	Opponent	Score	RPI	S	Opponent	Score
5	A	LSU	66 83					53	H	Indiana	54 57	107	H	IUPUI	64 68
								67	A	Stetson	74 90	117	H	Butler	62 56
								68	H	Wichita St.	63 83	143	H	UNI	60 53
								81	A	Tulane	45 51	161	H	Missouri St.	74 57
								82	N	Northwestern	70 67	185	H	Drake	90 81
												226	A	Loyola Chicago	58 71
												236	A	Illinois St.	50 53
												236	H	Illinois St.	47 44
												242	A	Evansville	67 46
												242	H	Evansville	56 63
												264	A	Bradley	80 67
												273	A	East Tenn. St.	67 75
												278	A	Marshall	68 67
												294	H	South Ala.	53 40
												317	A	Eastern Ill.	65 53
												335	A	Southern Ill.	63 44
												335	H	Southern Ill.	72 35
LAST 12 Division I GAMES:															
242	H	Evansville	56 63	161	H	Missouri St.	74 57								
335	H	Southern Ill.	72 35	335	A	Southern Ill.	63 44								
236	A	Illinois St.	50 53	242	A	Evansville	67 46								
226	A	Loyola Chicago	58 71	236	H	Illinois St.	47 44								
264	A	Bradley	80 67	185	H	Drake	90 81								
68	H	Wichita St.	63 83	143	H	UNI	60 53								

Non-Div I Games:

Indiana St.



Average RPI Win:	269	WON-LOST	WINNING	LAST 10	STRENGTH OF	OPP. STRENGTH	TEAM	ADJ.	CONF.	ADJ CONF.
Average RPI Loss:	128	RECORD	PCT. RANK	GAMES	SCHEDULE	OF SCHEDULE	RPI	RPI	RPI	RPI
DIV. I ONLY	12- 11	148	6- 4	191	227	153	153	23	23	
DIV. I NON-CONF.	5- 7	198	0- 0	161	235	178	178	25	25	
TOTALS	RPI 1-25	RPI 26-50	W-L RECORDS	RPI 51-100	RPI 101-150	RPI 150+				
12- 11	0- 2	0- 0	OVERALL	0- 3	0- 1	12- 5				
6- 2	0- 0	0- 0	HOME	0- 2	0- 0	6- 0				
5- 7	0- 2	0- 0	AWAY	0- 1	0- 1	5- 3				
1- 2	0- 0	0- 0	NEUTRAL	0- 0	0- 0	1- 2				
5- 7	0- 2	0- 0	NON-CONFERENCE	0- 1	0- 1	5- 3				
2- 0	0- 0	0- 0	HOME	0- 0	0- 0	2- 0				
2- 5	0- 2	0- 0	AWAY	0- 1	0- 1	2- 1				
1- 2	0- 0	0- 0	NEUTRAL	0- 0	0- 0	1- 2				
7- 4	0- 0	0- 0	CONFERENCE	0- 2	0- 0	7- 2				
4- 2	0- 0	0- 0	HOME	0- 2	0- 0	4- 0				
3- 2	0- 0	0- 0	AWAY	0- 0	0- 0	3- 2				
0- 0	0- 0	0- 0	NEUTRAL	0- 0	0- 0	0- 0				

RPI 1-25				RPI 26-50				RPI 51-100				RPI 101+ Team's RPI: 153			
RPI	S	Opponent	Score	RPI	S	Opponent	Score	RPI	S	Opponent	Score	RPI	S	Opponent	Score
8	A	South Carolina	40 82					76	A	Mississippi St.	63 81	132	A	Seton Hall	42 51
14	A	Baylor	31 99					85	H	N.C. A&T	61 75	155	N	Liberty	79 89
								92	H	Hampton	46 70	160	N	UTSA	51 50
												162	A	Florida A&M	72 78
												162	H	Florida A&M	80 68
												165	A	Coppin St.	53 68
												194	N	Northwestern St.	56 77
												251	A	Howard	65 49
												255	H	Troy	93 84
												263	A	Bethune-Cookman	71 64
												263	H	Bethune-Cookman	58 54
												301	H	Norfolk St.	79 47
												303	A	Delaware St.	77 71
												309	A	Charleston So.	72 63
												309	H	Charleston So.	75 47
												318	H	UMES	63 46
												324	A	Alabama St.	52 57
												331	A	Longwood	79 55
LAST 12 Division I GAMES:															
				85	H	N.C. A&T	61 75	162	H	Florida A&M	80 68				
				303	A	Delaware St.	77 71	263	H	Bethune-Cookman	58 54				
				162	A	Florida A&M	72 78	251	A	Howard	65 49				
				263	A	Bethune-Cookman	71 64	165	A	Coppin St.	53 68				
				301	H	Norfolk St.	79 47	318	H	UMES	63 46				
				92	H	Hampton	46 70	255	H	Troy	93 84				

Non-Div I Games: Trinity Baptist 106 33 Columbia (SC) 88 41

Savannah St.



Average RPI Win:	211	WON-LOST	WINNING	LAST 10	STRENGTH OF	OPP. STRENGTH	TEAM	ADJ.	CONF.	ADJ CONF.
Average RPI Loss:	117	RECORD	PCT. RANK	GAMES	SCHEDULE	OF SCHEDULE	RPI	RPI	RPI	RPI
DIV. I ONLY	14- 11	126	5- 5	214	114	154	154	16	16	
DIV. I NON-CONF.	8- 6	125	1- 0	156	59	146	146	14	14	
TOTALS	RPI 1-25	RPI 26-50	W-L RECORDS	RPI 51-100	RPI 101-150	RPI 150+				
14- 11	0- 2	0- 2	OVERALL	1- 1	3- 1	10- 5				
10- 3	0- 0	0- 2	HOME	0- 0	2- 1	8- 0				
3- 8	0- 2	0- 0	AWAY	0- 1	1- 0	2- 5				
1- 0	0- 0	0- 0	NEUTRAL	1- 0	0- 0	0- 0				
8- 6	0- 2	0- 2	NON-CONFERENCE	1- 1	1- 0	6- 1				
6- 2	0- 0	0- 2	HOME	0- 0	1- 0	5- 0				
1- 4	0- 2	0- 0	AWAY	0- 1	0- 0	1- 1				
1- 0	0- 0	0- 0	NEUTRAL	1- 0	0- 0	0- 0				
6- 5	0- 0	0- 0	CONFERENCE	0- 0	2- 1	4- 4				
4- 1	0- 0	0- 0	HOME	0- 0	1- 1	3- 0				
2- 4	0- 0	0- 0	AWAY	0- 0	1- 0	1- 4				
0- 0	0- 0	0- 0	NEUTRAL	0- 0	0- 0	0- 0				

RPI 1-25				RPI 26-50				RPI 51-100				RPI 101+ Team's RPI: 154			
RPI	S	Opponent	Score	RPI	S	Opponent	Score	RPI	S	Opponent	Score	RPI	S	Opponent	Score
18	A	California	51 70	32	H	Florida St.	57 72	51	A	Southern California	72 89	105	H	Hawaii	74 72
22	A	Arizona St.	67 74	45	H	San Diego	51 68	73	N	Harvard	72 67	114	A	Cal Poly	85 72
												114	H	Cal Poly	102 107
												130	H	Richmond	73 61
												166	A	San Francisco	85 82
												167	A	Cal St. Northridge	54 77
												168	A	Nevada	61 91
												171	A	UC Davis	60 63
												190	A	UC Irvine	58 78
												190	H	UC Irvine	84 75
												219	H	Loyola Marymount	76 66
												238	A	Cal St. Fullerton	83 64
												243	H	Miami (OH)	76 61
												260	H	Pepperdine	74 61
												279	H	Denver	88 68
												292	H	UC Riverside	65 52
												305	A	UC Santa Barbara	69 80
												305	H	UC Santa Barbara	72 53
												333	H	Omaha	77 61
LAST 12 Division I GAMES:															
114	A	Cal Poly	85 72	167	A	Cal St. Northridge	54 77								
305	A	UC Santa Barbara	69 80	114	H	Cal Poly	102 107								
292	H	UC Riverside	65 52	305	H	UC Santa Barbara	72 53								
190	A	UC Irvine	58 78	171	A	UC Davis	60 63								
238	A	Cal St. Fullerton	83 64	190	H	UC Irvine	84 75								
105	H	Hawaii	74 72	279	H	Denver	88 68								

Non-Div I Games:

Long Beach St.

■ Loss, 
 ■ Non-Conf, S Site, 
 ■ Home 
 ■ Away 
 N Neutral



Average RPI Win: <b>246</b>	WON-LOST	WINNING	LAST 10	STRENGTH OF	OPP. STRENGTH	TEAM	ADJ.	CONF.	ADJ CONF.
Average RPI Loss: <b>148</b>	RECORD	PCT. RANK	GAMES	SCHEDULE	OF SCHEDULE	RPI	RPI	RPI	RPI
DIV. I ONLY	<b>14- 10</b>	<b>115</b>	<b>6- 4</b>	<b>223</b>	<b>232</b>	<b>155</b>	<b>155</b>	<b>28</b>	<b>28</b>
DIV. I NON-CONF.	<b>3- 5</b>	<b>225</b>	<b>0- 0</b>	<b>127</b>	<b>16</b>	<b>182</b>	<b>182</b>	<b>30</b>	<b>30</b>
TOTALS	RPI 1-25	RPI 26-50	W-L RECORDS	RPI 51-100	RPI 101-150	RPI 150+			
14- 10	0- 1	0- 1	OVERALL	0- 1	2- 2	12- 5			
8- 3	0- 0	0- 1	HOME	0- 1	1- 0	7- 1			
5- 6	0- 1	0- 0	AWAY	0- 0	1- 1	4- 4			
1- 1	0- 0	0- 0	NEUTRAL	0- 0	0- 1	1- 0			
3- 5	0- 1	0- 1	NON-CONFERENCE	0- 1	1- 2	2- 0			
1- 2	0- 0	0- 1	HOME	0- 1	1- 0	0- 0			
1- 2	0- 1	0- 0	AWAY	0- 0	0- 1	1- 0			
1- 1	0- 0	0- 0	NEUTRAL	0- 0	0- 1	1- 0			
11- 5	0- 0	0- 0	CONFERENCE	0- 0	1- 0	10- 5			
7- 1	0- 0	0- 0	HOME	0- 0	0- 0	7- 1			
4- 4	0- 0	0- 0	AWAY	0- 0	1- 0	3- 4			
0- 0	0- 0	0- 0	NEUTRAL	0- 0	0- 0	0- 0			

RPI 1-25			RPI 26-50			RPI 51-100			RPI 101+ Team's RPI: 155		
RPI	S	Opponent	Score	RPI	S	Opponent	Score	RPI	S	Opponent	Score
13	A	Saint Joseph's	65 <b>77</b>	47	H	James Madison	56 <b>67</b>	63	H	Virginia	60 <b>61</b>
								109	A	Winthrop	77 70
								127	A	Charlotte	56 <b>66</b>
								130	H	Richmond	76 61
								145	N	Fresno St.	66 <b>70</b>
								153	N	Savannah St.	89 79
								157	A	High Point	70 <b>75</b>
								157	H	High Point	89 <b>94</b>
								175	A	Campbell	55 <b>61</b>
								175	H	Campbell	75 52
								249	A	Gardner-Webb	72 62
								249	H	Gardner-Webb	72 40
								252	A	Coastal Caro.	71 62
								252	H	Coastal Caro.	64 46
								296	A	UNC Asheville	80 <b>83</b>
								297	A	UNC Wilmington	64 55
								300	A	Presbyterian	43 <b>46</b>
								300	H	Presbyterian	59 51
								309	A	Charleston So.	92 69
								309	H	Charleston So.	66 45
								330	H	Radford	70 49
								331	H	Longwood	74 41
LAST 12 Division I GAMES:											
249	A	Gardner-Webb	72 62	331	H	Longwood	74 41				
300	A	Presbyterian	43 <b>46</b>	296	A	UNC Asheville	80 <b>83</b>				
309	H	Charleston So.	66 45	109	A	Winthrop	77 70				
252	H	Coastal Caro.	64 46	300	H	Presbyterian	59 51				
175	A	Campbell	55 <b>61</b>	249	H	Gardner-Webb	72 40				
157	H	High Point	89 <b>94</b>	252	A	Coastal Caro.	71 62				

Non-Div I Games: Kutztown 72 56

Liberty

■ Loss, 
 ■ Non-Conf, 
 ■ S Site, 
 ■ H Home 
 ■ A Away 
 N Neutral



Average RPI Win:	212	WON-LOST	WINNING	LAST 10	STRENGTH OF	OPP. STRENGTH	TEAM	ADJ.	CONF.	ADJ CONF.
Average RPI Loss:	102	RECORD	PCT. RANK	GAMES	SCHEDULE	OF SCHEDULE	RPI	RPI	RPI	RPI
DIV. I ONLY	10- 13	201	5- 5	97	141	156	156	10	10	
DIV. I NON-CONF.	5- 7	198	0- 0	228	143	224	224	11	11	
TOTALS	RPI 1-25	RPI 26-50	W-L RECORDS	RPI 51-100	RPI 101-150	RPI 150+				
10- 13	0- 0	0- 3	OVERALL	1- 5	1- 2	8- 3				
5- 6	0- 0	0- 2	HOME	1- 2	0- 1	4- 1				
4- 7	0- 0	0- 1	AWAY	0- 3	1- 1	3- 2				
1- 0	0- 0	0- 0	NEUTRAL	0- 0	0- 0	1- 0				
5- 7	0- 0	0- 1	NON-CONFERENCE	0- 4	0- 1	5- 1				
3- 3	0- 0	0- 1	HOME	0- 2	0- 0	3- 0				
1- 4	0- 0	0- 0	AWAY	0- 2	0- 1	1- 1				
1- 0	0- 0	0- 0	NEUTRAL	0- 0	0- 0	1- 0				
5- 6	0- 0	0- 2	CONFERENCE	1- 1	1- 1	3- 2				
2- 3	0- 0	0- 1	HOME	1- 0	0- 1	1- 1				
3- 3	0- 0	0- 1	AWAY	0- 1	1- 0	2- 1				
0- 0	0- 0	0- 0	NEUTRAL	0- 0	0- 0	0- 0				

RPI S	Opponent	Score	RPI S	Opponent	Score	RPI S	Opponent	Score	RPI S	Opponent	Score	Team's RPI: 156
28	H Middle Tenn.	58 65	56	A Florida	74 90	108	A Boston College	69 89				
33	H Villanova	61 68	61	H East Carolina	76 75	138	A UAB	63 52				
41	A UTEP	62 83	73	A Harvard	52 64	150	H Rice	41 59				
			75	H FGCU	55 75	160	A UTSA	53 40				
			81	A Tulane	55 66	169	A UCF	66 71				
			99	H Wake Forest	79 86	178	N La Salle	84 58				
						191	A Tulsa	73 78				
						196	A Fla. Atlantic	96 88				
						196	H Fla. Atlantic	76 72				
						222	H North Texas	59 66				
						254	A Tennessee Tech	70 65				
						270	H Prairie View	77 52				
						327	H Valparaiso	65 47				
						340	H Fairleigh Dickinson	79 57				
LAST 12 Division I GAMES:												
81	A Tulane	55 66	222	H North Texas	59 66							
28	H Middle Tenn.	58 65	191	A Tulsa	73 78							
41	A UTEP	62 83	196	A Fla. Atlantic	96 88							
160	A UTSA	53 40	61	H East Carolina	76 75							
196	H Fla. Atlantic	76 72	150	H Rice	41 59							
138	A UAB	63 52	99	H Wake Forest	79 86							

Non-Div I Games: Palm Beach Atl. 78 44

FIU

■ Loss, 
 ■ Non-Conf, 
 ■ S Site, 
 ■ H Home 
 ■ A Away 
 N Neutral



Average RPI Win:	240	WON-LOST	WINNING	LAST 10	STRENGTH OF	OPP. STRENGTH	TEAM	ADJ.	CONF.	ADJ CONF.
Average RPI Loss:	187	RECORD	PCT. RANK	GAMES	SCHEDULE	OF SCHEDULE	RPI	RPI	RPI	RPI
DIV. I ONLY	14- 9	105	7- 2	256	266	157	157	28	28	
DIV. I NON-CONF.	3- 5	225	0- 0	214	81	210	210	30	30	
TOTALS	RPI 1-25	RPI 26-50	W-L RECORDS	RPI 51-100	RPI 101-150	RPI 150+				
14- 9	0- 0	0- 1	OVERALL	0- 1	0- 2	14- 5				
8- 3	0- 0	0- 0	HOME	0- 0	0- 1	8- 2				
6- 6	0- 0	0- 1	AWAY	0- 1	0- 1	6- 3				
0- 0	0- 0	0- 0	NEUTRAL	0- 0	0- 0	0- 0				
3- 5	0- 0	0- 1	NON-CONFERENCE	0- 1	0- 1	3- 2				
2- 1	0- 0	0- 0	HOME	0- 0	0- 0	2- 1				
1- 4	0- 0	0- 1	AWAY	0- 1	0- 1	1- 1				
0- 0	0- 0	0- 0	NEUTRAL	0- 0	0- 0	0- 0				
11- 4	0- 0	0- 0	CONFERENCE	0- 0	0- 1	11- 3				
6- 2	0- 0	0- 0	HOME	0- 0	0- 1	6- 1				
5- 2	0- 0	0- 0	AWAY	0- 0	0- 0	5- 2				
0- 0	0- 0	0- 0	NEUTRAL	0- 0	0- 0	0- 0				

RPI 1-25			RPI 26-50			RPI 51-100			RPI 101+			Team's RPI: 157
RPI	S	Opponent	Score	RPI	S	Opponent	Score	RPI	S	Opponent	Score	
				27	A	North Carolina	71 103	63	A	Virginia	54 73	
										109	H	Winthrop 72 79
										138	A	UAB 43 58
										151	H	USC Upstate 75 69
										155	A	Liberty 94 89
										155	H	Liberty 75 70
										163	H	Davidson 100 65
										175	A	Campbell 76 62
										175	H	Campbell 64 59
										176	H	Furman 67 76
										249	A	Gardner-Webb 81 77
										252	A	Coastal Caro. 75 83
										252	H	Coastal Caro. 81 73
										295	A	William & Mary 61 60
										296	A	UNC Asheville 71 66
										300	A	Presbyterian 48 56
										300	H	Presbyterian 75 64
										309	H	Charleston So. 53 56
										310	A	UNC Greensboro 76 81
										330	H	Radford 73 62
										331	A	Longwood 81 65
										331	H	Longwood 68 54
LAST 12 Division I GAMES:												
				300	A	Presbyterian	48 56			249	A	Gardner-Webb 81 77
				252	H	Coastal Caro.	81 73			296	A	UNC Asheville 71 66
				175	H	Campbell	64 59			309	H	Charleston So. 53 56
				155	A	Liberty	94 89			300	H	Presbyterian 75 64
				331	A	Longwood	81 65			175	A	Campbell 76 62
				330	H	Radford	73 62			252	A	Coastal Caro. 75 83

Non-Div I Games: Newberry 79 58

High Point

■ Loss, 
 ■ Non-Conf, 
 ■ S Site, 
 ■ H Home 
 ■ A Away 
 N Neutral



Average RPI Win:	191	WON-LOST	WINNING	LAST 10	STRENGTH OF	OPP. STRENGTH	TEAM	ADJ.	CONF.	ADJ CONF.
Average RPI Loss:	61	RECORD	PCT. RANK	GAMES	SCHEDULE	OF SCHEDULE	RPI	RPI	RPI	RPI
DIV. I ONLY	9- 17	265	2- 8	48	43	158	158	3	3	
DIV. I NON-CONF.	7- 6	142	0- 0	153	129	162	162	4	4	
TOTALS	RPI 1-25	RPI 26-50	W-L RECORDS	RPI 51-100	RPI 101-150	RPI 150+				
9- 17	0- 3	1- 7	OVERALL	2- 5	2- 1	4- 1				
6- 7	0- 2	0- 2	HOME	1- 2	1- 1	4- 0				
2- 8	0- 0	1- 4	AWAY	1- 3	0- 0	0- 1				
1- 2	0- 1	0- 1	NEUTRAL	0- 0	1- 0	0- 0				
7- 6	0- 1	0- 3	NON-CONFERENCE	1- 1	2- 0	4- 1				
6- 0	0- 0	0- 0	HOME	1- 0	1- 0	4- 0				
0- 4	0- 0	0- 2	AWAY	0- 1	0- 0	0- 1				
1- 2	0- 1	0- 1	NEUTRAL	0- 0	1- 0	0- 0				
2- 11	0- 2	1- 4	CONFERENCE	1- 4	0- 1	0- 0				
0- 7	0- 2	0- 2	HOME	0- 2	0- 1	0- 0				
2- 4	0- 0	1- 2	AWAY	1- 2	0- 0	0- 0				
0- 0	0- 0	0- 0	NEUTRAL	0- 0	0- 0	0- 0				

RPI S	Opponent	Score	RPI S	Opponent	Score	RPI S	Opponent	Score	RPI S	Opponent	Score	Team's RPI: 158
9	H Purdue	68 80	27	N North Carolina	51 87	53	H Indiana	58 77	111	H Wisconsin	64 76	
10	H Penn St.	76 82	29	A Iowa	55 69	55	A Ohio St.	64 90	118	N Arkansas St.	70 54	
22	N Arizona St.	60 84	30	A Minnesota	61 66	82	A Northwestern	76 74	132	H Seton Hall	71 70	
			31	H Nebraska	56 75	86	A Michigan	60 69	264	A Bradley	92 98	
			38	A Georgia Tech	69 93	86	H Michigan	63 70	275	H Mississippi Val.	93 70	
			42	A Michigan St.	61 51	95	H UT Martin	77 62	311	H Alcorn	112 28	
			42	H Michigan St.	53 69	96	A Colorado	56 79	327	H Valparaiso	87 59	
			48	A Georgia	60 82				335	H Southern Ill.	78 43	
LAST 12 Division I GAMES:												
86	H Michigan	63 70	9	H Purdue	68 80							
29	A Iowa	55 69	42	A Michigan St.	61 51							
30	A Minnesota	61 66	86	A Michigan	60 69							
42	H Michigan St.	53 69	82	A Northwestern	76 74							
53	H Indiana	58 77	31	H Nebraska	56 75							
55	A Ohio St.	64 90	10	H Penn St.	76 82							

Non-Div I Games:

Illinois

Loss, Non-Conf, S Site, H Home A Away N Neutral



Average RPI Win:	246	WON-LOST	WINNING	LAST 10	STRENGTH OF	OPP. STRENGTH	TEAM	ADJ.	CONF.	ADJ CONF.
Average RPI Loss:	142	RECORD	PCT. RANK	GAMES	SCHEDULE	OF SCHEDULE	RPI	RPI	RPI	RPI
DIV. I ONLY	14- 11	126	8- 2	211	242	159	159	27	27	
DIV. I NON-CONF.	5- 7	198	0- 0	134	119	179	179	27	27	
TOTALS	RPI 1-25	RPI 26-50	W-L RECORDS	RPI 51-100	RPI 101-150	RPI 150+				
14- 11	0- 1	0- 0	OVERALL	1- 2	1- 3	12- 5				
8- 3	0- 0	0- 0	HOME	0- 0	1- 0	7- 3				
5- 7	0- 1	0- 0	AWAY	1- 1	0- 3	4- 2				
1- 1	0- 0	0- 0	NEUTRAL	0- 1	0- 0	1- 0				
5- 7	0- 1	0- 0	NON-CONFERENCE	1- 2	0- 2	4- 2				
3- 1	0- 0	0- 0	HOME	0- 0	0- 0	3- 1				
1- 5	0- 1	0- 0	AWAY	1- 1	0- 2	0- 1				
1- 1	0- 0	0- 0	NEUTRAL	0- 1	0- 0	1- 0				
9- 4	0- 0	0- 0	CONFERENCE	0- 0	1- 1	8- 3				
5- 2	0- 0	0- 0	HOME	0- 0	1- 0	4- 2				
4- 2	0- 0	0- 0	AWAY	0- 0	0- 1	4- 1				
0- 0	0- 0	0- 0	NEUTRAL	0- 0	0- 0	0- 0				

RPI 1-25				RPI 26-50				RPI 51-100				RPI 101+ Team's RPI: 159			
RPI	S	Opponent	Score	RPI	S	Opponent	Score	RPI	S	Opponent	Score	RPI	S	Opponent	Score
13	A	Saint Joseph's	57 85					60	A	Navy	55 63	108	A	Boston College	67 81
								93	N	Idaho	63 81	124	A	Pittsburgh	43 78
								97	A	American	64 61	146	A	St. Francis Brooklyn	47 52
												146	H	St. Francis Brooklyn	85 79
												163	H	Davidson	82 83
												175	H	Campbell	68 64
												210	A	Sacred Heart	76 63
												210	H	Sacred Heart	78 84
												213	A	Lehigh	67 95
												214	A	Saint Francis (PA)	66 81
												218	N	IPFW	86 77
												221	H	Robert Morris	60 67
												257	H	Bryant	84 79
												262	H	Wagner	89 78
												271	H	Loyola Maryland	65 59
												276	A	Central Conn. St.	64 62
												276	H	Central Conn. St.	69 55
												302	A	LIU Brooklyn	69 60
												302	H	LIU Brooklyn	63 62
												318	H	UMES	85 61
												340	A	Fairleigh Dickinson	88 70
LAST 12 Division I GAMES:															
210	A	Sacred Heart	76 63	257	H	Bryant	84 79								
340	A	Fairleigh Dickinson	88 70	214	A	Saint Francis (PA)	66 81								
302	A	LIU Brooklyn	69 60	262	H	Wagner	89 78								
276	H	Central Conn. St.	69 55	146	H	St. Francis Brooklyn	85 79								
221	H	Robert Morris	60 67	210	H	Sacred Heart	78 84								
276	A	Central Conn. St.	64 62	302	H	LIU Brooklyn	63 62								

Non-Div I Games:

Mt. St. Mary's

■ Loss, 
 ■ Non-Conf, 
 ■ S Site, 
 ■ Home 
 ■ A Away 
 N Neutral



## UTSA

Through Games Of Feb. 16, 2014

Average RPI Win: <b>229</b>	WON-LOST	WINNING	LAST 10	STRENGTH OF	OPP. STRENGTH	TEAM	ADJ.	CONF.	ADJ CONF.
Average RPI Loss: <b>110</b>	RECORD	PCT. RANK	GAMES	SCHEDULE	OF SCHEDULE	RPI	RPI	RPI	RPI
DIV. I ONLY	<b>11- 12</b>	<b>177</b>	<b>3- 7</b>	<b>127</b>	<b>139</b>	<b>160</b>	<b>160</b>	<b>10</b>	<b>10</b>
DIV. I NON-CONF.	<b>8- 4</b>	<b>87</b>	<b>0- 0</b>	<b>213</b>	<b>264</b>	<b>136</b>	<b>136</b>	<b>11</b>	<b>11</b>
TOTALS	RPI 1-25	RPI 26-50	W-L RECORDS	RPI 51-100	RPI 101-150	RPI 150+			
11- 12	0- 2	0- 3	OVERALL	0- 1	3- 1	8- 5			
6- 5	0- 0	0- 1	HOME	0- 1	2- 0	4- 3			
4- 6	0- 2	0- 2	AWAY	0- 0	1- 1	3- 1			
1- 1	0- 0	0- 0	NEUTRAL	0- 0	0- 0	1- 1			
8- 4	0- 2	0- 0	NON-CONFERENCE	0- 0	1- 0	7- 2			
5- 1	0- 0	0- 0	HOME	0- 0	1- 0	4- 1			
2- 2	0- 2	0- 0	AWAY	0- 0	0- 0	2- 0			
1- 1	0- 0	0- 0	NEUTRAL	0- 0	0- 0	1- 1			
3- 8	0- 0	0- 3	CONFERENCE	0- 1	2- 1	1- 3			
1- 4	0- 0	0- 1	HOME	0- 1	1- 0	0- 2			
2- 4	0- 0	0- 2	AWAY	0- 0	1- 1	1- 1			
0- 0	0- 0	0- 0	NEUTRAL	0- 0	0- 0	0- 0			

RPI 1-25				RPI 26-50				RPI 51-100				RPI 101+ Team's RPI: 160			
RPI	S	Opponent	Score	RPI	S	Opponent	Score	RPI	S	Opponent	Score	RPI	S	Opponent	Score
14	A	Baylor	62 <b>92</b>	28	A	Middle Tenn.	41 <b>60</b>	81	H	Tulane	54 <b>68</b>	127	H	Charlotte	61 60
24	A	Texas	42 <b>63</b>	41	H	UTEP	56 <b>67</b>					138	A	UAB	56 <b>79</b>
				49	A	Southern Miss.	57 <b>70</b>					143	H	UNI	63 55
												150	A	Rice	63 61
												153	N	Savannah St.	50 <b>51</b>
												156	H	FIU	40 <b>53</b>
												191	H	Tulsa	62 <b>73</b>
												194	N	Northwestern St.	62 49
												207	H	Lamar	59 <b>63</b>
												216	A	Texas St.	86 83
												222	A	North Texas	58 56
												230	A	A&M-Corpus Christi	55 50
												234	A	Louisiana Tech	50 <b>71</b>
												286	H	New Mexico St.	65 56
												301	H	Norfolk St.	72 63
												319	H	North Dakota St.	79 68
												334	H	Texas-Arlington	74 56
LAST 12 Division I GAMES:															
150	A	Rice	63 61	28	A	Middle Tenn.	41 <b>60</b>								
138	A	UAB	56 <b>79</b>	222	A	North Texas	58 56								
81	H	Tulane	54 <b>68</b>	127	H	Charlotte	61 60								
156	H	FIU	40 <b>53</b>	49	A	Southern Miss.	57 <b>70</b>								
234	A	Louisiana Tech	50 <b>71</b>	191	H	Tulsa	62 <b>73</b>								
41	H	UTEP	56 <b>67</b>	286	H	New Mexico St.	65 56								

Non-Div I Games: Abilene Christian 63 58

UTSA

■ Loss, 
 ■ Non-Conf, 
 ■ S Site, 
 ■ H Home 
 ■ A Away 
 N Neutral



Midwest Division				Through Games of Feb. 10, 1911						
Average RPI Win:	227	WON-LOST	WINNING	LAST 10	STRENGTH OF	OPP. STRENGTH	TEAM	ADJ.	CONF.	ADJ CONF.
Average RPI Loss:	128	RECORD	PCT. RANK	GAMES	SCHEDULE	OF SCHEDULE	RPI	RPI	RPI	RPI
DIV. I ONLY	12- 12	160	6- 4	147	200	161	161	18	18	
DIV. I NON-CONF.	5- 6	173	0- 0	42	209	118	118	18	18	
-----										
TOTALS	RPI 1-25		RPI 26-50	W-L RECORDS	RPI 51-100	RPI 101-150	RPI 150+			
12- 12	0- 1		0- 0	OVERALL	1- 3	1- 4	10- 4			
9- 3	0- 0		0- 0	HOME	1- 2	1- 1	7- 0			
3- 9	0- 1		0- 0	AWAY	0- 1	0- 3	3- 4			
0- 0	0- 0		0- 0	NEUTRAL	0- 0	0- 0	0- 0			
5- 6	0- 1		0- 0	NON-CONFERENCE	1- 2	1- 2	3- 1			
4- 1	0- 0		0- 0	HOME	1- 1	1- 0	2- 0			
1- 5	0- 1		0- 0	AWAY	0- 1	0- 2	1- 1			
0- 0	0- 0		0- 0	NEUTRAL	0- 0	0- 0	0- 0			
7- 6	0- 0		0- 0	CONFERENCE	0- 1	0- 2	7- 3			
5- 2	0- 0		0- 0	HOME	0- 1	0- 1	5- 0			
2- 4	0- 0		0- 0	AWAY	0- 0	0- 1	2- 3			
0- 0	0- 0		0- 0	NEUTRAL	0- 0	0- 0	0- 0			

RPI 1-25				RPI 26-50				RPI 51-100				RPI 101+				Team's RPI: 161	
RPI	S	Opponent	Score	RPI	S	Opponent	Score	RPI	S	Opponent	Score	RPI	S	Opponent	Score		
7	A	Louisville	49 91					68	H	Wichita St.	68 98	107	A	IUPUI	65 76		
								70	A	Arkansas	44 78	118	A	Arkansas St.	61 79		
								71	H	Quinnipiac	65 75	141	H	UALR	72 68		
								91	H	Missouri	67 53	143	A	UNI	60 79		
												143	H	UNI	60 68		
												152	A	Indiana St.	57 74		
												185	A	Drake	69 79		
												185	H	Drake	89 66		
												207	H	Lamar	87 60		
												222	A	North Texas	85 79		
												226	A	Loyola Chicago	61 63		
												226	H	Loyola Chicago	66 41		
												236	A	Illinois St.	75 72		
												242	H	Evansville	87 70		
												250	A	Eastern Ky.	61 65		
												264	A	Bradley	85 56		
												264	H	Bradley	78 72		
												308	H	Southeast Mo. St.	77 66		
												335	H	Southern Ill.	76 58		
LAST 12 Division I GAMES:																	
				185	A	Drake	69 79	236	A	Illinois St.	75 72						
				143	A	UNI	60 79	152	A	Indiana St.	57 74						
				264	H	Bradley	78 72	143	H	UNI	60 68						
				226	H	Loyola Chicago	66 41	185	H	Drake	89 66						
				335	H	Southern Ill.	76 58	226	A	Loyola Chicago	61 63						
				242	H	Evansville	87 70	264	A	Bradley	85 56						

Non-Div I Games:

Missouri St.

Loss, Non-Conf, S Site, H Home A Away N Neutral



Average RPI Win:	237	WON-LOST	WINNING	LAST 10	STRENGTH OF	OPP. STRENGTH	TEAM	ADJ.	CONF.	ADJ CONF.
Average RPI Loss:	156	RECORD	PCT. RANK	GAMES	SCHEDULE	OF SCHEDULE	RPI	RPI	RPI	RPI
DIV. I ONLY	12- 12	160	6- 4	116	339	162	162	23	23	
DIV. I NON-CONF.	5- 7	198	1- 1	123	338	193	193	25	25	
TOTALS	RPI 1-25	RPI 26-50	W-L RECORDS	RPI 51-100	RPI 101-150	RPI 150+				
12- 12	0- 0	0- 1	OVERALL	1- 5	0- 1	11- 5				
8- 2	0- 0	0- 0	HOME	1- 1	0- 0	7- 1				
2- 9	0- 0	0- 1	AWAY	0- 2	0- 1	2- 4				
2- 1	0- 0	0- 0	NEUTRAL	0- 1	0- 0	2- 0				
5- 7	0- 0	0- 1	NON-CONFERENCE	0- 3	0- 1	5- 2				
3- 1	0- 0	0- 0	HOME	0- 1	0- 0	3- 0				
0- 5	0- 0	0- 1	AWAY	0- 1	0- 1	0- 2				
2- 1	0- 0	0- 0	NEUTRAL	0- 1	0- 0	2- 0				
7- 5	0- 0	0- 0	CONFERENCE	1- 2	0- 0	6- 3				
5- 1	0- 0	0- 0	HOME	1- 0	0- 0	4- 1				
2- 4	0- 0	0- 0	AWAY	0- 2	0- 0	2- 2				
0- 0	0- 0	0- 0	NEUTRAL	0- 0	0- 0	0- 0				

RPI S	Opponent	Score	RPI S	Opponent	Score	RPI S	Opponent	Score	RPI S	Opponent	Score	Team's RPI: 162
49	A Southern Miss.	69 96	54	A Auburn	55 92	101	A VCU	67 94				
			67	H Stetson	66 101	153	A Savannah St.	68 80				
			85	A N.C. A&T	77 82	153	H Savannah St.	78 72				
			85	H N.C. A&T	55 51	165	H Coppin St.	83 80				
			92	A Hampton	67 70	182	H Southern U.	74 67				
			99	N Wake Forest	63 79	233	H Jacksonville	69 64				
						250	N Eastern Ky.	64 58				
						251	H Howard	87 42				
						255	A Troy	88 100				
						265	A N.C. Central	70 63				
						265	H N.C. Central	64 71				
						290	H Tennessee St.	66 49				
						301	A Norfolk St.	83 62				
						324	A Alabama St.	63 64				
						328	A South Carolina St.	57 68				
						328	H South Carolina St.	70 64				
						340	N Fairleigh Dickinson	62 52				
LAST 12 Division I GAMES:												
165	H Coppin St.	83 80	153	A Savannah St.	68 80							
265	A N.C. Central	70 63	328	A South Carolina St.	57 68							
85	A N.C. A&T	77 82	85	H N.C. A&T	55 51							
153	H Savannah St.	78 72	265	H N.C. Central	64 71							
328	H South Carolina St.	70 64	340	N Fairleigh Dickinson	62 52							
251	H Howard	87 42	99	N Wake Forest	63 79							

Non-Div I Games: Webber Int'l 65 57

Florida A&amp;M

■ Loss, 
 ■ Non-Conf, S Site, 
 ■ Home 
 ■ Away 
 N Neutral



## Davidson

Through Games Of Feb. 16, 2014

Average RPI Win:	251	WON-LOST	WINNING	LAST 10	STRENGTH OF	OPP. STRENGTH	TEAM	ADJ.	CONF.	ADJ CONF.
Average RPI Loss:	123	RECORD	PCT. RANK	GAMES	SCHEDULE	OF SCHEDULE	RPI	RPI	RPI	RPI
DIV. I ONLY	12- 13	172	6- 4	124	262	163	163	25	25	
DIV. I NON-CONF.	3- 8	269	0- 0	26	176	163	163	24	24	
TOTALS	RPI 1-25	RPI 26-50	W-L RECORDS	RPI 51-100	RPI 101-150	RPI 150+				
12- 13	0- 1	0- 2	OVERALL	0- 3	1- 3	11- 4				
6- 6	0- 0	0- 1	HOME	0- 1	0- 3	6- 1				
6- 7	0- 1	0- 1	AWAY	0- 2	1- 0	5- 2				
0- 0	0- 0	0- 0	NEUTRAL	0- 0	0- 0	0- 0				
3- 8	0- 1	0- 0	NON-CONFERENCE	0- 3	1- 3	2- 1				
1- 4	0- 0	0- 0	HOME	0- 1	0- 3	1- 0				
2- 4	0- 1	0- 0	AWAY	0- 2	1- 0	1- 1				
0- 0	0- 0	0- 0	NEUTRAL	0- 0	0- 0	0- 0				
9- 5	0- 0	0- 2	CONFERENCE	0- 0	0- 0	9- 3				
5- 2	0- 0	0- 1	HOME	0- 0	0- 0	5- 1				
4- 3	0- 0	0- 1	AWAY	0- 0	0- 0	4- 2				
0- 0	0- 0	0- 0	NEUTRAL	0- 0	0- 0	0- 0				

RPI 1-25				RPI 26-50				RPI 51-100				RPI 101+				Team's RPI: 163	
RPI	S	Opponent	Score	RPI	S	Opponent	Score	RPI	S	Opponent	Score	RPI	S	Opponent	Score		
16	A	North Carolina St.	63 86	44	A	Chattanooga	64 72	52	H	Rutgers	35 66	109	H	Winthrop	76 91		
				44	H	Chattanooga	62 76	85	A	N.C. A&T	53 62	127	H	Charlotte	60 76		
								99	A	Wake Forest	66 69	130	H	Richmond	68 87		
												144	A	Clemson	77 57		
												157	A	High Point	65 100		
												159	A	Mt. St. Mary's	83 82		
												176	H	Furman	73 66		
												177	A	Elon	63 66		
												177	H	Elon	67 62		
												249	H	Gardner-Webb	78 74		
												256	A	Appalachian St.	66 74		
												274	A	Western Caro.	69 65		
												288	A	Samford	83 68		
												288	H	Samford	76 58		
												299	A	Ga. Southern	79 66		
												299	H	Ga. Southern	82 90		
												310	A	UNC Greensboro	75 66		
												310	H	UNC Greensboro	78 59		
												338	H	Wofford	88 74		
LAST 12 Division I GAMES:																	
299	H	Ga. Southern	82 90	256	A	Appalachian St.	66 74										
177	A	Elon	63 66	299	A	Ga. Southern	79 66										
310	A	UNC Greensboro	75 66	310	H	UNC Greensboro	78 59										
288	H	Samford	76 58	177	H	Elon	67 62										
44	H	Chattanooga	62 76	44	A	Chattanooga	64 72										
274	A	Western Caro.	69 65	288	A	Samford	83 68										

Non-Div I Games:

Davidson

■ Loss, 
 ■ Non-Conf, S Site, 
 ■ Home 
 ■ Away 
 N Neutral



Average RPI Win:	232	WON-LOST	WINNING	LAST 10	STRENGTH OF	OPP. STRENGTH	TEAM	ADJ.	CONF.	ADJ CONF.
Average RPI Loss:	115	RECORD	PCT. RANK	GAMES	SCHEDULE	OF SCHEDULE	RPI	RPI	RPI	RPI
DIV. I ONLY	10- 13	201	4- 6	128	166	164	164	12	12	
DIV. I NON-CONF.	5- 6	173	0- 0	88	160	133	133	13	13	
TOTALS	RPI 1-25	RPI 26-50	W-L RECORDS	RPI 51-100	RPI 101-150	RPI 150+				
10- 13	0- 2	0- 2	OVERALL	0- 1	1- 5	9- 3				
3- 6	0- 1	0- 2	HOME	0- 0	1- 3	2- 0				
6- 6	0- 1	0- 0	AWAY	0- 0	0- 2	6- 3				
1- 1	0- 0	0- 0	NEUTRAL	0- 1	0- 0	1- 0				
5- 6	0- 2	0- 0	NON-CONFERENCE	0- 1	1- 2	4- 1				
1- 2	0- 1	0- 0	HOME	0- 0	1- 1	0- 0				
3- 3	0- 1	0- 0	AWAY	0- 0	0- 1	3- 1				
1- 1	0- 0	0- 0	NEUTRAL	0- 1	0- 0	1- 0				
5- 7	0- 0	0- 2	CONFERENCE	0- 0	0- 3	5- 2				
2- 4	0- 0	0- 2	HOME	0- 0	0- 2	2- 0				
3- 3	0- 0	0- 0	AWAY	0- 0	0- 1	3- 2				
0- 0	0- 0	0- 0	NEUTRAL	0- 0	0- 0	3- 0				

RPI 1-25				RPI 26-50				RPI 51-100				RPI 101+ Team's RPI: 164			
RPI	S	Opponent	Score	RPI	S	Opponent	Score	RPI	S	Opponent	Score	RPI	S	Opponent	Score
7	H	Louisville	67 105	34	H	Bowling Green	61 72	54	N	Auburn	51 67	112	A	Akron	78 87
9	A	Purdue	57 63	35	H	Central Mich.	81 84					112	H	Akron	64 87
												124	H	Pittsburgh	58 63
												128	H	Buffalo	69 73
												135	A	Wyoming	51 71
												147	H	Western Ky.	85 77
												179	A	Eastern Mich.	70 66
												186	A	Toledo	61 73
												187	A	Northern Ky.	67 63
												198	A	Ohio	79 63
												218	A	IPFW	83 75
												237	A	Northern Ill.	63 50
												242	A	Evansville	69 80
												248	H	Western Mich.	56 43
												254	N	Tennessee Tech	76 64
												311	A	Kent St.	57 60
												311	H	Kent St.	55 31
												337	A	Detroit	80 74
LAST 12 Division I GAMES:															
112	H	Akron	64 87	186	A	Toledo	61 73								
237	A	Northern Ill.	63 50	198	A	Ohio	79 63								
35	H	Central Mich.	81 84	34	H	Bowling Green	61 72								
311	A	Kent St.	57 60	311	H	Kent St.	55 31								
248	H	Western Mich.	56 43	179	A	Eastern Mich.	70 66								
128	H	Buffalo	69 73	112	A	Akron	78 87								

Non-Div I Games:

Ball St.

■ Loss, 
■ Non-Conf, S Site, 
■ Home 
■ Away 
N Neutral



Average RPI Win:	272	WON-LOST	WINNING	LAST 10	STRENGTH OF	OPP. STRENGTH	TEAM	ADJ.	CONF.	ADJ CONF.
Average RPI Loss:	99	RECORD	PCT. RANK	GAMES	SCHEDULE	OF SCHEDULE	RPI	RPI	RPI	RPI
DIV. I ONLY	10- 12	186	7- 3	168	177	165	165	23	23	
DIV. I NON-CONF.	1- 9	326	0- 1	70	39	270	270	25	25	
TOTALS	RPI 1-25	RPI 26-50	W-L RECORDS	RPI 51-100	RPI 101-150	RPI 150+				
10- 12	0- 1	0- 2	OVERALL	1- 6	0- 0	9- 3				
5- 3	0- 0	0- 0	HOME	0- 2	0- 0	5- 1				
5- 8	0- 1	0- 2	AWAY	1- 3	0- 0	4- 2				
0- 1	0- 0	0- 0	NEUTRAL	0- 1	0- 0	0- 0				
1- 9	0- 1	0- 2	NON-CONFERENCE	0- 4	0- 0	1- 2				
1- 2	0- 0	0- 0	HOME	0- 1	0- 0	1- 1				
0- 6	0- 1	0- 2	AWAY	0- 2	0- 0	0- 1				
0- 1	0- 0	0- 0	NEUTRAL	0- 1	0- 0	0- 0				
9- 3	0- 0	0- 0	CONFERENCE	1- 2	0- 0	8- 1				
4- 1	0- 0	0- 0	HOME	0- 1	0- 0	4- 0				
5- 2	0- 0	0- 0	AWAY	1- 1	0- 0	4- 1				
0- 0	0- 0	0- 0	NEUTRAL	0- 0	0- 0	0- 0				

RPI 1-25				RPI 26-50				RPI 51-100				RPI 101+				Team's RPI: 165	
RPI	S	Opponent	Score	RPI	S	Opponent	Score	RPI	S	Opponent	Score	RPI	S	Opponent	Score		
17	A	West Virginia	56 88	27	A	North Carolina	51 91	63	A	Virginia	45 70	153	H	Savannah St.	68 53		
				38	A	Georgia Tech	57 79	83	A	Miami (FL)	58 63	162	A	Florida A&M	80 83		
								85	A	N.C. A&T	59 50	203	H	Towson	59 66		
								90	N	Alabama	60 82	221	A	Robert Morris	60 85		
								92	A	Hampton	52 80	265	A	N.C. Central	67 58		
								92	H	Hampton	75 83	301	A	Norfolk St.	71 52		
								97	H	American	42 64	303	A	Delaware St.	80 75		
												303	H	Delaware St.	81 54		
												318	A	UMES	80 64		
												323	H	Morgan St.	76 60		
												328	H	South Carolina St.	62 49		
												343	H	UMBC	78 62		
LAST 12 Division I GAMES:																	
162	A	Florida A&M	80 83	265	A	N.C. Central	67 58										
323	H	Morgan St.	76 60	301	A	Norfolk St.	71 52										
318	A	UMES	80 64	92	A	Hampton	52 80										
303	H	Delaware St.	81 54	328	H	South Carolina St.	62 49										
92	H	Hampton	75 83	153	H	Savannah St.	68 53										
85	A	N.C. A&T	59 50	203	H	Towson	59 66										

Non-Div I Games: Cheyney 75 43 Virginia Union 71 69

Coppin St.

■ Loss, 
 ■ Non-Conf, 
 ■ S Site, 
 ■ H Home 
 ■ A Away 
 N Neutral



## San Francisco

Through Games Of Feb. 16, 2014

Average RPI Win:	189	WON-LOST	WINNING	LAST 10	STRENGTH OF	OPP. STRENGTH	TEAM	ADJ.	CONF.	ADJ CONF.
Average RPI Loss:	120	RECORD	PCT. RANK	GAMES	SCHEDULE	OF SCHEDULE	RPI	RPI	RPI	RPI
DIV. I ONLY	9- 16	258	2- 8	83	138	166	166	8	8	
DIV. I NON-CONF.	5- 6	173	0- 0	192	291	188	188	8	8	
TOTALS	RPI 1-25	RPI 26-50	W-L RECORDS	RPI 51-100	RPI 101-150	RPI 150+				
9- 16	0- 2	1- 4	OVERALL	0- 2	2- 3	6- 5				
2- 9	0- 1	1- 2	HOME	0- 1	0- 2	1- 3				
6- 7	0- 1	0- 2	AWAY	0- 1	2- 1	4- 2				
1- 0	0- 0	0- 0	NEUTRAL	0- 0	0- 0	1- 0				
5- 6	0- 0	0- 0	NON-CONFERENCE	0- 1	1- 2	4- 3				
1- 3	0- 0	0- 0	HOME	0- 0	0- 1	1- 2				
3- 3	0- 0	0- 0	AWAY	0- 1	1- 1	2- 1				
1- 0	0- 0	0- 0	NEUTRAL	0- 0	0- 0	1- 0				
4- 10	0- 2	1- 4	CONFERENCE	0- 1	1- 1	2- 2				
1- 6	0- 1	1- 2	HOME	0- 1	0- 1	0- 1				
3- 4	0- 1	0- 2	AWAY	0- 0	1- 0	2- 1				
0- 0	0- 0	0- 0	NEUTRAL	0- 0	0- 0	0- 0				

RPI 1-25				RPI 26-50				RPI 51-100				RPI 101+ Team's RPI: 166			
RPI	S	Opponent	Score	RPI	S	Opponent	Score	RPI	S	Opponent	Score	RPI	S	Opponent	Score
19	A	Gonzaga	66 101	39	A	BYU	47 81	58	A	Fordham	66 80	114	A	Cal Poly	65 76
19	H	Gonzaga	40 68	39	H	BYU	66 73	84	H	Pacific	67 80	131	A	Portland	74 73
				43	H	St. Mary's (CA)	67 86					131	H	Portland	72 82
				45	A	San Diego	58 76					136	H	Bakersfield	70 85
				45	H	San Diego	78 74					145	A	Fresno St.	76 47
												154	H	Long Beach St.	82 85
												171	N	UC Davis	69 67
												195	A	Boise St.	76 70
												219	A	Loyola Marymount	80 76
												225	H	UNLV	62 61
												235	A	Santa Clara	72 81
												235	H	Santa Clara	73 74
												258	A	San Jose St.	79 98
												260	A	Pepperdine	77 61
												307	A	Columbia	83 69
												314	H	UMKC	62 70
LAST 12 Division I GAMES:															
235	H	Santa Clara	73 74	39	A	BYU	47 81								
39	H	BYU	66 73	131	H	Portland	72 82								
45	H	San Diego	78 74	19	H	Gonzaga	40 68								
19	A	Gonzaga	66 101	43	H	St. Mary's (CA)	67 86								
131	A	Portland	74 73	84	H	Pacific	67 80								
45	A	San Diego	58 76	260	A	Pepperdine	77 61								

Non-Div I Games:

San Francisco

■ Loss, 
 ■ Non-Conf, 
 ■ S Site, 
 ■ Home 
 ■ A Away 
 N Neutral



Average RPI Win:	198	WON-LOST	WINNING	LAST 10	STRENGTH OF	OPP. STRENGTH	TEAM	ADJ.	CONF.	ADJ CONF.
Average RPI Loss:	133	RECORD	PCT. RANK	GAMES	SCHEDULE	OF SCHEDULE	RPI	RPI	RPI	RPI
DIV. I ONLY	13- 13	160	8- 2	184	127	167	167	16	16	
DIV. I NON-CONF.	4- 10	267	0- 0	150	108	232	232	14	14	
TOTALS	RPI 1-25	RPI 26-50	W-L RECORDS	RPI 51-100	RPI 101-150	RPI 150+				
13- 13	0- 0	0- 2	OVERALL	1- 2	4- 4	8- 5				
6- 7	0- 0	0- 2	HOME	1- 0	2- 1	3- 4				
7- 6	0- 0	0- 0	AWAY	0- 2	2- 3	5- 1				
0- 0	0- 0	0- 0	NEUTRAL	0- 0	0- 0	0- 0				
4- 10	0- 0	0- 2	NON-CONFERENCE	1- 2	1- 3	2- 3				
2- 5	0- 0	0- 2	HOME	1- 0	0- 1	1- 2				
2- 5	0- 0	0- 0	AWAY	0- 2	1- 2	1- 1				
0- 0	0- 0	0- 0	NEUTRAL	0- 0	0- 0	0- 0				
9- 3	0- 0	0- 0	CONFERENCE	0- 0	3- 1	6- 2				
4- 2	0- 0	0- 0	HOME	0- 0	2- 0	2- 2				
5- 1	0- 0	0- 0	AWAY	0- 0	1- 1	4- 0				
0- 0	0- 0	0- 0	NEUTRAL	0- 0	0- 0	0- 0				

RPI S	Opponent	Score	RPI S	Opponent	Score	RPI S	Opponent	Score	RPI S	Opponent	Score	Team's RPI: 167
39	H BYU	66 82	51	H Southern California	65 64	105	A Hawaii	44 54				
43	H St. Mary's (CA)	60 72	65	A Washington St.	59 68	105	H Hawaii	75 72				
			94	A Oregon	61 96	114	A Cal Poly	83 57				
						114	H Cal Poly	81 76				
						121	A Sacramento St.	73 92				
						136	H Bakersfield	73 74				
						139	A Eastern Wash.	53 73				
						144	A Clemson	69 53				
						154	H Long Beach St.	77 54				
						171	A UC Davis	56 52				
						171	H UC Davis	74 82				
						190	H UC Irvine	73 83				
						192	A Montana St.	69 85				
						197	H Utah St.	67 75				
						235	H Santa Clara	61 66				
						238	A Cal St. Fullerton	76 54				
						277	H Northern Ariz.	64 52				
						292	A UC Riverside	71 61				
						299	A Ga. Southern	70 58				
						305	A UC Santa Barbara	64 46				
						305	H UC Santa Barbara	78 54				
LAST 12 Division I GAMES:												
305	H UC Santa Barbara	78 54	154	H Long Beach St.	77 54							
114	A Cal Poly	83 57	190	H UC Irvine	73 83							
238	A Cal St. Fullerton	76 54	305	A UC Santa Barbara	64 46							
171	H UC Davis	74 82	114	H Cal Poly	81 76							
105	H Hawaii	75 72	105	A Hawaii	44 54							
292	A UC Riverside	71 61	171	A UC Davis	56 52							

Non-Div I Games:

Cal St. Northridge

■ Loss, 
 ■ Non-Conf, 
 ■ S Site, 
 ■ H Home 
 ■ A Away 
 N Neutral



Average RPI Win: <b>219</b>	WON-LOST	WINNING	LAST 10	STRENGTH OF	OPP. STRENGTH	TEAM	ADJ.	CONF.	ADJ CONF.
Average RPI Loss: <b>142</b>	RECORD	PCT. RANK	GAMES	SCHEDULE	OF SCHEDULE	RPI	RPI	RPI	RPI
DIV. I ONLY	<b>12- 11</b>	<b>148</b>	<b>7- 3</b>	<b>154</b>	<b>248</b>	<b>168</b>	<b>168</b>	<b>19</b>	<b>19</b>
DIV. I NON-CONF.	<b>4- 6</b>	<b>210</b>	<b>0- 0</b>	<b>154</b>	<b>272</b>	<b>216</b>	<b>216</b>	<b>22</b>	<b>22</b>
TOTALS	RPI 1-25	RPI 26-50	W-L RECORDS	RPI 51-100	RPI 101-150	RPI 150+			
12- 11	0- 0	0- 1	OVERALL	1- 1	2- 5	9- 4			
8- 5	0- 0	0- 1	HOME	1- 1	2- 1	5- 2			
4- 6	0- 0	0- 0	AWAY	0- 0	0- 4	4- 2			
0- 0	0- 0	0- 0	NEUTRAL	0- 0	0- 0	0- 0			
4- 6	0- 0	0- 1	NON-CONFERENCE	1- 1	0- 2	3- 2			
2- 4	0- 0	0- 1	HOME	1- 1	0- 1	1- 1			
2- 2	0- 0	0- 0	AWAY	0- 0	0- 1	2- 1			
0- 0	0- 0	0- 0	NEUTRAL	0- 0	0- 0	0- 0			
8- 5	0- 0	0- 0	CONFERENCE	0- 0	2- 3	6- 2			
6- 1	0- 0	0- 0	HOME	0- 0	2- 0	4- 1			
2- 4	0- 0	0- 0	AWAY	0- 0	0- 3	2- 1			
0- 0	0- 0	0- 0	NEUTRAL	0- 0	0- 0	0- 0			

RPI S	Opponent	Score	RPI S	Opponent	Score	RPI S	Opponent	Score	RPI S	Opponent	Score	Team's RPI: 168
39	H BYU	61 69	93	H Idaho	77 88	104	A Colorado St.	64 71	114	A Cal Poly	57 82	
			99	H Wake Forest	95 87	135	A Wyoming	64 72	135	H Wyoming	72 69	
						145	A Fresno St.	48 73	145	H Fresno St.	63 60	
						148	H Grand Canyon	55 75	154	H Long Beach St.	91 61	
						174	A Utah	57 61	174	A Utah	57 61	
						189	H San Diego St.	84 65	189	H San Diego St.	84 65	
						190	H UC Irvine	72 86	190	H UC Irvine	72 86	
						195	A Boise St.	64 67	195	A Boise St.	64 67	
						197	A Utah St.	76 72	197	A Utah St.	76 72	
						197	H Utah St.	70 66	197	H Utah St.	70 66	
						225	H UNLV	49 57	225	H UNLV	49 57	
						258	H San Jose St.	101 74	258	H San Jose St.	101 74	
						261	H New Mexico	75 73	261	H New Mexico	75 73	
						305	A UC Santa Barbara	77 66	305	A UC Santa Barbara	77 66	
						341	A Utah Valley	79 67	341	A Utah Valley	79 67	
						342	A Air Force	84 74	342	A Air Force	84 74	
LAST 12 Division I GAMES:												
261	H New Mexico	75 73	135	H Wyoming	72 69							
145	A Fresno St.	48 73	145	H Fresno St.	63 60							
189	H San Diego St.	84 65	195	A Boise St.	64 67							
197	H Utah St.	70 66	197	A Utah St.	76 72							
342	A Air Force	84 74	225	H UNLV	49 57							
104	A Colorado St.	64 71	135	A Wyoming	64 72							

Non-Div I Games: Cal St. East Bay 79 62

Nevada



Average RPI Win:	225	WON-LOST	WINNING	LAST 10	STRENGTH OF	OPP. STRENGTH	TEAM	ADJ.	CONF.	ADJ CONF.
Average RPI Loss:	78	RECORD	PCT. RANK	GAMES	SCHEDULE	OF SCHEDULE	RPI	RPI	RPI	RPI
DIV. I ONLY	9- 15	245	2- 8	75	89	169	169	6	6	
DIV. I NON-CONF.	6- 4	114	0- 0	143	295	148	148	6	6	
TOTALS	RPI 1-25	RPI 26-50	W-L RECORDS	RPI 51-100	RPI 101-150	RPI 150+				
9- 15	0- 3	0- 1	OVERALL	1- 6	0- 4	8- 1				
6- 7	0- 2	0- 1	HOME	1- 3	0- 1	5- 0				
3- 8	0- 1	0- 0	AWAY	0- 3	0- 3	3- 1				
0- 0	0- 0	0- 0	NEUTRAL	0- 0	0- 0	0- 0				
6- 4	0- 0	0- 1	NON-CONFERENCE	0- 1	0- 1	6- 1				
4- 2	0- 0	0- 1	HOME	0- 1	0- 0	4- 0				
2- 2	0- 0	0- 0	AWAY	0- 0	0- 1	2- 1				
0- 0	0- 0	0- 0	NEUTRAL	0- 0	0- 0	0- 0				
3- 11	0- 3	0- 0	CONFERENCE	1- 5	0- 3	2- 0				
2- 5	0- 2	0- 0	HOME	1- 2	0- 1	1- 0				
1- 6	0- 1	0- 0	AWAY	0- 3	0- 2	1- 0				
0- 0	0- 0	0- 0	NEUTRAL	0- 0	0- 0	0- 0				

RPI	S	Opponent	Score	RPI	S	Opponent	Score	RPI	S	Opponent	Score	RPI	S	Opponent	Score	Team's RPI: 169
2	H	UConn	49 77	28	H	Middle Tenn.	51 63	52	A	Rutgers	50 90	127	A	Charlotte	52 62	
7	A	Louisville	56 75					52	H	Rutgers	48 69	133	A	Cincinnati	37 47	
7	H	Louisville	59 74					64	H	Iona	66 78	137	A	Memphis	53 62	
								72	A	Temple	54 75	137	H	Memphis	52 88	
								79	A	South Fla.	54 89	156	H	FIU	71 66	
								79	H	South Fla.	38 63	196	A	Fla. Atlantic	69 82	
								80	H	SMU	59 54	227	A	Oakland	57 54	
												240	A	Georgia St.	85 77	
												246	A	Houston	67 59	
												246	H	Houston	52 43	
												251	H	Howard	65 45	
												276	H	Central Conn. St.	65 51	
												306	H	SIU Edwardsville	68 43	
LAST 12 Division I GAMES:																
52	A	Rutgers	50 90	133	A	Cincinnati	37 47									
80	H	SMU	59 54	52	H	Rutgers	48 69									
79	A	South Fla.	54 89	79	H	South Fla.	38 63									
7	H	Louisville	59 74	7	A	Louisville	56 75									
246	H	Houston	52 43	137	H	Memphis	52 88									
137	A	Memphis	53 62	72	A	Temple	54 75									

Non-Div I Games: Flagler 84 79

UCF

Loss, Non-Conf, S Site, H Home A Away N Neutral



Stony Brook

Through Games Of Feb. 16, 2014

Average RPI Win:	291	WON-LOST	WINNING	LAST 10	STRENGTH OF	OPP. STRENGTH	TEAM	ADJ.	CONF.	ADJ CONF.
Average RPI Loss:	125	RECORD	PCT. RANK	GAMES	SCHEDULE	OF SCHEDULE	RPI	RPI	RPI	RPI
DIV. I ONLY	18- 7	57	8- 2	340	282	170	170	31	31	
DIV. I NON-CONF.	9- 4	81	0- 0	333	159	176	176	31	31	
TOTALS	RPI 1-25	RPI 26-50	W-L RECORDS	RPI 51-100	RPI 101-150	RPI 150+				
18- 7	0- 0	0- 1	OVERALL	0- 2	1- 2	17- 2				
9- 2	0- 0	0- 0	HOME	0- 1	0- 1	9- 0				
9- 5	0- 0	0- 1	AWAY	0- 1	1- 1	8- 2				
0- 0	0- 0	0- 0	NEUTRAL	0- 0	0- 0	0- 0				
9- 4	0- 0	0- 1	NON-CONFERENCE	0- 2	1- 1	8- 0				
4- 1	0- 0	0- 0	HOME	0- 1	0- 0	4- 0				
5- 3	0- 0	0- 1	AWAY	0- 1	1- 1	4- 0				
0- 0	0- 0	0- 0	NEUTRAL	0- 0	0- 0	0- 0				
9- 3	0- 0	0- 0	CONFERENCE	0- 0	0- 1	9- 2				
5- 1	0- 0	0- 0	HOME	0- 0	0- 1	5- 0				
4- 2	0- 0	0- 0	AWAY	0- 0	0- 0	4- 2				
0- 0	0- 0	0- 0	NEUTRAL	0- 0	0- 0	0- 0				

RPI S	Opponent	Score	RPI S	Opponent	Score	RPI S	Opponent	Score	RPI S	Opponent	Score	Team's RPI: 170
29	A Iowa	40 78	60	A Navy	54 72	115	H Albany (NY)	51 66	125	A Lafayette	71 61	
			87	H Army	67 75	132	A Seton Hall	65 80	223	A Hartford	48 61	
						223	H Hartford	61 57	228	A New Hampshire	68 71	
						228	H New Hampshire	76 63	239	A Maine	65 49	
						262	H Wagner	70 51	264	A Bradley	83 79	
						282	H Monmouth	69 52	307	A Columbia	57 54	
						322	A Saint Peter's	77 47	323	H Morgan St.	79 55	
						326	A UMass Lowell	79 68	326	H UMass Lowell	86 63	
						329	A Binghamton	48 45	329	H Binghamton	62 42	
						332	H NJIT	50 44	336	A Vermont	83 49	
						340	A Fairleigh Dickinson	68 58	343	H UMBC	66 62	
LAST 12 Division I GAMES:												
326	A UMass Lowell	79 68	336	A Vermont	83 49							
228	H New Hampshire	76 63	343	H UMBC	66 62							
329	H Binghamton	62 42	326	H UMass Lowell	86 63							
223	A Hartford	48 61	329	A Binghamton	48 45							
115	H Albany (NY)	51 66	228	A New Hampshire	68 71							
239	A Maine	65 49	223	H Hartford	61 57							

Non-Div I Games:

Stony Brook

Loss, Non-Conf, S Site, H Home A Away N Neutral



Average RPI Win:	224	WON-LOST	WINNING	LAST 10	STRENGTH OF	OPP. STRENGTH	TEAM	ADJ.	CONF.	ADJ CONF.
Average RPI Loss:	112	RECORD	PCT. RANK	GAMES	SCHEDULE	OF SCHEDULE	RPI	RPI	RPI	RPI
DIV. I ONLY	9- 13	224	5- 5	113	118	171	171	16	16	
DIV. I NON-CONF.	4- 8	242	0- 1	45	60	160	160	14	14	
TOTALS	RPI 1-25	RPI 26-50	W-L RECORDS	RPI 51-100	RPI 101-150	RPI 150+				
9- 13	0- 2	0- 1	OVERALL	0- 2	1- 3	8- 5				
4- 5	0- 0	0- 0	HOME	0- 1	0- 2	4- 2				
4- 7	0- 2	0- 1	AWAY	0- 1	0- 1	4- 2				
1- 1	0- 0	0- 0	NEUTRAL	0- 0	1- 0	0- 1				
4- 8	0- 2	0- 1	NON-CONFERENCE	0- 2	1- 1	3- 2				
2- 2	0- 0	0- 0	HOME	0- 1	0- 1	2- 0				
1- 5	0- 2	0- 1	AWAY	0- 1	0- 0	1- 1				
1- 1	0- 0	0- 0	NEUTRAL	0- 0	1- 0	0- 1				
5- 5	0- 0	0- 0	CONFERENCE	0- 0	0- 2	5- 3				
2- 3	0- 0	0- 0	HOME	0- 0	0- 1	2- 2				
3- 2	0- 0	0- 0	AWAY	0- 0	0- 1	3- 1				
0- 0	0- 0	0- 0	NEUTRAL	0- 0	0- 0	0- 0				

RPI 1-25				RPI 26-50				RPI 51-100				RPI 101+ Team's RPI: 171			
RPI	S	Opponent	Score	RPI	S	Opponent	Score	RPI	S	Opponent	Score	RPI	S	Opponent	Score
2	A	UConn	37 97	43	A	St. Mary's (CA)	71 88	51	H	Southern California	55 64	105	A	Hawaii	50 64
3	A	Stanford	48 66					84	A	Pacific	78 86	112	N	Akron	71 58
												114	H	Cal Poly	72 81
												121	H	Sacramento St.	78 84
												154	H	Long Beach St.	63 60
												166	N	San Francisco	67 69
												167	A	Cal St. Northridge	82 74
												167	H	Cal St. Northridge	52 56
												172	A	Hofstra	57 76
												190	A	UC Irvine	73 79
												235	A	Santa Clara	75 70
												238	A	Cal St. Fullerton	69 67
												238	H	Cal St. Fullerton	62 65
												253	H	Houston Baptist	63 58
												258	H	San Jose St.	95 61
												292	A	UC Riverside	77 67
												305	H	UC Santa Barbara	82 70
LAST 12 Division I GAMES:															
238	H	Cal St. Fullerton	62 65	238	A	Cal St. Fullerton	69 67								
190	A	UC Irvine	73 79	292	A	UC Riverside	77 67								
167	A	Cal St. Northridge	82 74	154	H	Long Beach St.	63 60								
305	H	UC Santa Barbara	82 70	167	H	Cal St. Northridge	52 56								
114	H	Cal Poly	72 81	121	H	Sacramento St.	78 84								
105	A	Hawaii	50 64	253	H	Houston Baptist	63 58								

Non-Div I Games: Simpson (CA) 78 46

UC Davis

■ Loss, 
 ■ Non-Conf, S Site, 
 ■ Home 
 ■ Away 
 N Neutral



Average RPI Win: <b>193</b>	WON-LOST	WINNING	LAST 10	STRENGTH OF	OPP. STRENGTH	TEAM	ADJ.	CONF.	ADJ CONF.
Average RPI Loss: <b>127</b>	RECORD	PCT. RANK	GAMES	SCHEDULE	OF SCHEDULE	RPI	RPI	RPI	RPI
DIV. I ONLY	<b>9- 12</b>	<b>208</b>	<b>5- 5</b>	<b>126</b>	<b>119</b>	<b>172</b>	<b>172</b>	<b>13</b>	<b>13</b>
DIV. I NON-CONF.	<b>4- 6</b>	<b>210</b>	<b>1- 0</b>	<b>31</b>	<b>120</b>	<b>129</b>	<b>129</b>	<b>10</b>	<b>10</b>
TOTALS	RPI 1-25	RPI 26-50	W-L RECORDS	RPI 51-100	RPI 101-150	RPI 150+			
9- 12	0- 1	0- 1	OVERALL	2- 2	1- 5	6- 3			
5- 5	0- 0	0- 1	HOME	1- 0	1- 3	3- 1			
4- 7	0- 1	0- 0	AWAY	1- 2	0- 2	3- 2			
0- 0	0- 0	0- 0	NEUTRAL	0- 0	0- 0	0- 0			
4- 6	0- 1	0- 0	NON-CONFERENCE	1- 2	1- 2	2- 1			
3- 2	0- 0	0- 0	HOME	1- 0	1- 2	1- 0			
1- 4	0- 1	0- 0	AWAY	0- 2	0- 0	1- 1			
0- 0	0- 0	0- 0	NEUTRAL	0- 0	0- 0	0- 0			
5- 6	0- 0	0- 1	CONFERENCE	1- 0	0- 3	4- 2			
2- 3	0- 0	0- 1	HOME	0- 0	0- 1	2- 1			
3- 3	0- 0	0- 0	AWAY	1- 0	0- 2	2- 1			
0- 0	0- 0	0- 0	NEUTRAL	0- 0	0- 0	0- 0			

RPI 1-25				RPI 26-50				RPI 51-100				RPI 101+ Team's RPI: 172			
RPI	S	Opponent	Score	RPI	S	Opponent	Score	RPI	S	Opponent	Score	RPI	S	Opponent	Score
13	A	Saint Joseph's	60 <b>73</b>	47	H	James Madison	50 <b>77</b>	58	H	Fordham	77 64	108	H	Boston College	63 <b>80</b>
								73	A	Harvard	41 <b>60</b>	115	H	Albany (NY)	60 56
								82	A	Northwestern	57 <b>74</b>	116	A	Delaware	66 <b>71</b>
								98	A	Drexel	68 66	122	H	Virginia Tech	72 <b>77</b>
												140	A	Col. of Charleston	74 <b>87</b>
												140	H	Col. of Charleston	59 <b>62</b>
												171	H	UC Davis	76 57
												188	A	Northeastern	65 55
												203	A	Towson	63 <b>65</b>
												203	H	Towson	56 <b>62</b>
												221	A	Robert Morris	65 63
												276	A	Central Conn. St.	62 <b>64</b>
												295	H	William & Mary	66 56
												297	A	UNC Wilmington	64 55
												297	H	UNC Wilmington	55 43
LAST 12 Division I GAMES:															
140	A	Col. of Charleston	74 <b>87</b>	47	H	James Madison	50 <b>77</b>	140	H	Col. of Charleston	59 <b>62</b>				
295	H	William & Mary	66 56					297	A	UNC Wilmington	64 55				
203	A	Towson	63 <b>65</b>					203	H	Towson	56 <b>62</b>				
98	A	Drexel	68 66					116	A	Delaware	66 <b>71</b>				
297	H	UNC Wilmington	55 43					115	H	Albany (NY)	60 56				
188	A	Northeastern	65 55												

Non-Div I Games: Concordia (NY) 101 38

Hofstra

■ Loss, 
 ■ Non-Conf, S Site, 
 ■ Home 
 ■ Away 
 N Neutral



Average RPI Win:	250	WON-LOST	WINNING	LAST 10	STRENGTH OF	OPP. STRENGTH	TEAM	ADJ.	CONF.	ADJ CONF.
Average RPI Loss:	86	RECORD	PCT. RANK	GAMES	SCHEDULE	OF SCHEDULE	RPI	RPI	RPI	RPI
DIV. I ONLY	11- 14	193	4- 6	107	116	173	173	10	10	
DIV. I NON-CONF.	7- 7	148	1- 0	246	116	195	195	11	11	
TOTALS	RPI 1-25	RPI 26-50	W-L RECORDS	RPI 51-100	RPI 101-150	RPI 150+				
11- 14	0- 1	1- 3	OVERALL	0- 4	0- 5	10- 1				
8- 4	0- 0	0- 1	HOME	0- 1	0- 2	8- 0				
2- 8	0- 1	1- 1	AWAY	0- 2	0- 3	1- 1				
1- 2	0- 0	0- 1	NEUTRAL	0- 1	0- 0	1- 0				
7- 7	0- 1	0- 1	NON-CONFERENCE	0- 2	0- 3	7- 0				
5- 1	0- 0	0- 0	HOME	0- 0	0- 1	5- 0				
1- 4	0- 1	0- 0	AWAY	0- 1	0- 2	1- 0				
1- 2	0- 0	0- 1	NEUTRAL	0- 1	0- 0	1- 0				
4- 7	0- 0	1- 2	CONFERENCE	0- 2	0- 2	3- 1				
3- 3	0- 0	0- 1	HOME	0- 1	0- 1	3- 0				
1- 4	0- 0	1- 1	AWAY	0- 1	0- 1	0- 1				
0- 0	0- 0	0- 0	NEUTRAL	0- 0	0- 0	0- 0				

RPI 1-25				RPI 26-50				RPI 51-100				RPI 101+ Team's RPI: 173			
RPI	S	Opponent	Score	RPI	S	Opponent	Score	RPI	S	Opponent	Score	RPI	S	Opponent	Score
4	A	Duke	63 87	28	A	Middle Tenn.	49 62	55	A	Ohio St.	60 75	101	A	VCU	68 81
				34	N	Bowling Green	58 77	59	N	Marist	82 87	122	H	Virginia Tech	61 73
				41	H	UTEP	55 65	61	A	East Carolina	63 64	124	A	Pittsburgh	49 63
				49	A	Southern Miss.	92 82	81	H	Tulane	62 92	127	A	Charlotte	59 80
												138	H	UAB	64 80
												191	H	Tulsa	65 53
												196	H	Fla. Atlantic	80 44
												202	N	Boston U.	62 56
												222	A	North Texas	52 68
												265	H	N.C. Central	68 44
												278	H	Marshall	65 52
												295	A	William & Mary	60 49
												303	H	Delaware St.	97 67
												318	H	UMES	82 57
												326	H	UMass Lowell	90 57
												330	H	Radford	56 37
LAST 12 Division I GAMES:															
				41	H	UTEP	55 65	138	H	UAB	64 80				
				222	A	North Texas	52 68	196	H	Fla. Atlantic	80 44				
				191	H	Tulsa	65 53	49	A	Southern Miss.	92 82				
				278	H	Marshall	65 52	81	H	Tulane	62 92				
				61	A	East Carolina	63 64	127	A	Charlotte	59 80				
				28	A	Middle Tenn.	49 62	265	H	N.C. Central	68 44				

Non-Div I Games:

Old Dominion

■ Loss, 
 ■ Non-Conf, S Site, 
 ■ Home 
 ■ Away 
 N Neutral



Average RPI Win:	203	WON-LOST	WINNING	LAST 10	STRENGTH OF	OPP. STRENGTH	TEAM	ADJ.	CONF.	ADJ CONF.
Average RPI Loss:	72	RECORD	PCT. RANK	GAMES	SCHEDULE	OF SCHEDULE	RPI	RPI	RPI	RPI
DIV. I ONLY	10- 15	233	3- 7	101	68	174	174	5	5	
DIV. I NON-CONF.	7- 4	95	0- 0	223	243	166	166	3	3	
TOTALS	RPI 1-25	RPI 26-50	W-L RECORDS	RPI 51-100	RPI 101-150	RPI 150+				
10- 15	0- 3	1- 2	OVERALL	2- 7	0- 2	7- 1				
7- 6	0- 3	0- 1	HOME	1- 2	0- 0	6- 0				
3- 7	0- 0	1- 1	AWAY	1- 5	0- 0	1- 1				
0- 2	0- 0	0- 0	NEUTRAL	0- 0	0- 2	0- 0				
7- 4	0- 0	1- 1	NON-CONFERENCE	0- 0	0- 2	6- 1				
5- 1	0- 0	0- 1	HOME	0- 0	0- 0	5- 0				
2- 1	0- 0	1- 0	AWAY	0- 0	0- 0	1- 1				
0- 2	0- 0	0- 0	NEUTRAL	0- 0	0- 2	0- 0				
3- 11	0- 3	0- 1	CONFERENCE	2- 7	0- 0	1- 0				
2- 5	0- 3	0- 0	HOME	1- 2	0- 0	1- 0				
1- 6	0- 0	0- 1	AWAY	1- 5	0- 0	0- 0				
0- 0	0- 0	0- 0	NEUTRAL	0- 0	0- 0	0- 0				

RPI	S	Opponent	Score	RPI	S	Opponent	Score	RPI	S	Opponent	Score	RPI	S	Opponent	Score	Team's RPI: 174
3	H	Stanford	61 87	31	H	Nebraska	69 75	51	A	Southern California	47 55	110	N	Marquette	65 72	
18	H	California	59 68	37	A	Oregon St.	47 60	65	A	Washington St.	59 57	117	N	Butler	54 66	
22	H	Arizona St.	62 65	39	A	BYU	82 74	65	H	Washington St.	73 83	168	H	Nevada	61 57	
								77	A	UCLA	38 55	197	A	Utah St.	61 77	
								78	A	Washington	52 53	225	A	UNLV	66 59	
								78	H	Washington	66 67	228	H	Arizona	60 57	
								94	A	Oregon	71 93	279	H	Denver	73 56	
								96	A	Colorado	45 61	288	H	Samford	69 49	
								96	H	Colorado	58 55	305	H	UC Santa Barbara	66 57	
												341	H	Utah Valley	81 70	
LAST 12 Division I GAMES:																
78	H	Washington	66 67	228	H	Arizona	60 57									
65	H	Washington St.	73 83	22	H	Arizona St.	62 65									
37	A	Oregon St.	47 60	65	A	Washington St.	59 57									
94	A	Oregon	71 93	78	A	Washington	52 53									
96	A	Colorado	45 61	18	H	California	59 68									
96	H	Colorado	58 55	3	H	Stanford	61 87									

Non-Div I Games:

Utah



Average RPI Win:	274	WON-LOST	WINNING	LAST 10	STRENGTH OF	OPP. STRENGTH	TEAM	ADJ.	CONF.	ADJ CONF.
Average RPI Loss:	172	RECORD	PCT. RANK	GAMES	SCHEDULE	OF SCHEDULE	RPI	RPI	RPI	RPI
DIV. I ONLY	14- 9	105	8- 2	297	314	175	175	28	28	
DIV. I NON-CONF.	3- 4	193	0- 1	224	284	192	192	30	30	
TOTALS	RPI 1-25	RPI 26-50	W-L RECORDS	RPI 51-100	RPI 101-150	RPI 150+				
14- 9	0- 0	0- 0	OVERALL	0- 2	1- 0	13- 7				
8- 2	0- 0	0- 0	HOME	0- 0	1- 0	7- 2				
6- 7	0- 0	0- 0	AWAY	0- 2	0- 0	6- 5				
0- 0	0- 0	0- 0	NEUTRAL	0- 0	0- 0	0- 0				
3- 4	0- 0	0- 0	NON-CONFERENCE	0- 2	0- 0	3- 2				
2- 0	0- 0	0- 0	HOME	0- 0	0- 0	2- 0				
1- 4	0- 0	0- 0	AWAY	0- 2	0- 0	1- 2				
0- 0	0- 0	0- 0	NEUTRAL	0- 0	0- 0	0- 0				
11- 5	0- 0	0- 0	CONFERENCE	0- 0	1- 0	10- 5				
6- 2	0- 0	0- 0	HOME	0- 0	1- 0	5- 2				
5- 3	0- 0	0- 0	AWAY	0- 0	0- 0	5- 3				
0- 0	0- 0	0- 0	NEUTRAL	0- 0	0- 0	0- 0				

RPI 1-25			RPI 26-50			RPI 51-100			RPI 101+			Team's RPI: 175
RPI	S	Opponent	Score	RPI	S	Opponent	Score	RPI	S	Opponent	Score	
						85	A N.C. A&T	47	62	109	H Winthrop	77 74
						99	A Wake Forest	65	73	155	A Liberty	52 75
										155	H Liberty	61 55
										157	A High Point	59 64
										157	H High Point	62 76
										159	A Mt. St. Mary's	64 68
										177	A Elon	49 56
										249	A Gardner-Webb	54 56
										252	A Coastal Caro.	82 81
										252	H Coastal Caro.	75 68
										265	A N.C. Central	56 45
										274	H Western Caro.	73 60
										296	H UNC Asheville	67 59
										297	H UNC Wilmington	67 53
										300	A Presbyterian	46 43
										309	A Charleston So.	72 71
										309	H Charleston So.	71 81
										330	A Radford	75 61
										330	H Radford	72 58
										331	A Longwood	74 55
										331	H Longwood	63 54
LAST 12 Division I GAMES:												
309	A	Charleston So.	72 71	109	H	Winthrop	77 74					
252	A	Coastal Caro.	82 81	300	A	Presbyterian	46 43					
157	A	High Point	59 64	249	A	Gardner-Webb	54 56					
155	H	Liberty	61 55	252	H	Coastal Caro.	75 68					
331	H	Longwood	63 54	309	H	Charleston So.	71 81					
330	A	Radford	75 61	85	A	N.C. A&T	47 62					

Non-Div I Games: Erskine 82 56 UVa-Wise 64 47

Campbell

Loss, Non-Conf, S Site, H Home A Away N Neutral



Average RPI Win: <b>249</b>	WON-LOST	WINNING	LAST 10	STRENGTH OF	OPP. STRENGTH	TEAM	ADJ.	CONF.	ADJ CONF.
Average RPI Loss: <b>168</b>	RECORD	PCT. RANK	GAMES	SCHEDULE	OF SCHEDULE	RPI	RPI	RPI	RPI
DIV. I ONLY	11- 11	160	5- 5	224	287	176	176	25	25
DIV. I NON-CONF.	4- 5	187	1- 0	142	189	142	142	24	24
TOTALS	RPI 1-25	RPI 26-50	W-L RECORDS	RPI 51-100	RPI 101-150	RPI 150+			
11- 11	0- 0	0- 3	OVERALL	0- 1	1- 0	10- 7			
6- 2	0- 0	0- 1	HOME	0- 0	0- 0	6- 1			
5- 9	0- 0	0- 2	AWAY	0- 1	1- 0	4- 6			
0- 0	0- 0	0- 0	NEUTRAL	0- 0	0- 0	0- 0			
4- 5	0- 0	0- 1	NON-CONFERENCE	0- 1	1- 0	3- 3			
1- 1	0- 0	0- 0	HOME	0- 0	0- 0	1- 1			
3- 4	0- 0	0- 1	AWAY	0- 1	1- 0	2- 2			
0- 0	0- 0	0- 0	NEUTRAL	0- 0	0- 0	0- 0			
7- 6	0- 0	0- 2	CONFERENCE	0- 0	0- 0	7- 4			
5- 1	0- 0	0- 1	HOME	0- 0	0- 0	5- 0			
2- 5	0- 0	0- 1	AWAY	0- 0	0- 0	2- 4			
0- 0	0- 0	0- 0	NEUTRAL	0- 0	0- 0	0- 0			

RPI 1-25				RPI 26-50				RPI 51-100				RPI 101+ Team's RPI: 176			
RPI	S	Opponent	Score	RPI	S	Opponent	Score	RPI	S	Opponent	Score	RPI	S	Opponent	Score
				44	A	Chattanooga	44 62	70	A	Arkansas	45 74	127	A	Charlotte	76 75
				44	H	Chattanooga	54 71					151	H	USC Upstate	55 65
				48	A	Georgia	48 72					157	A	High Point	76 67
												163	A	Davidson	66 73
												177	H	Elon	66 65
												208	H	Yale	66 61
												209	A	Mercer	67 71
												252	A	Coastal Caro.	79 72
												256	A	Appalachian St.	70 75
												256	H	Appalachian St.	73 54
												274	A	Western Caro.	54 65
												274	H	Western Caro.	76 69
												288	A	Samford	58 59
												296	A	UNC Asheville	65 68
												299	A	Ga. Southern	67 62
												310	H	UNC Greensboro	73 64
												338	A	Wofford	80 72
												338	H	Wofford	82 58
LAST 12 Division I GAMES:															
				44	H	Chattanooga	54 71	44	A	Chattanooga	44 62				
				338	A	Wofford	80 72	288	A	Samford	58 59				
				256	A	Appalachian St.	70 75	338	H	Wofford	82 58				
				274	A	Western Caro.	54 65	274	H	Western Caro.	76 69				
				310	H	UNC Greensboro	73 64	256	H	Appalachian St.	73 54				
				177	H	Elon	66 65	127	A	Charlotte	76 75				

Non-Div I Games: Brevard 79 31 Anderson (SC) 78 67

Furman

Loss, Non-Conf, S Site, H Home A Away N Neutral



Average RPI Win:	264	WON-LOST	WINNING	LAST 10	STRENGTH OF	OPP. STRENGTH	TEAM	ADJ.	CONF.	ADJ CONF.
Average RPI Loss:	129	RECORD	PCT. RANK	GAMES	SCHEDULE	OF SCHEDULE	RPI	RPI	RPI	RPI
DIV. I ONLY	10- 12	186	7- 3	123	273	177	177	25	25	
DIV. I NON-CONF.	2- 7	289	0- 1	7	170	145	145	24	24	
TOTALS	RPI 1-25	RPI 26-50	W-L RECORDS	RPI 51-100	RPI 101-150	RPI 150+				
10- 12	0- 2	0- 2	OVERALL	0- 2	0- 1	10- 5				
7- 3	0- 0	0- 1	HOME	0- 2	0- 0	7- 0				
3- 8	0- 2	0- 1	AWAY	0- 0	0- 1	3- 4				
0- 1	0- 0	0- 0	NEUTRAL	0- 0	0- 0	0- 1				
2- 7	0- 2	0- 1	NON-CONFERENCE	0- 2	0- 1	2- 1				
1- 2	0- 0	0- 0	HOME	0- 2	0- 0	1- 0				
1- 4	0- 2	0- 1	AWAY	0- 0	0- 1	1- 0				
0- 1	0- 0	0- 0	NEUTRAL	0- 0	0- 0	0- 1				
8- 5	0- 0	0- 1	CONFERENCE	0- 0	0- 0	8- 4				
6- 1	0- 0	0- 1	HOME	0- 0	0- 0	6- 0				
2- 4	0- 0	0- 0	AWAY	0- 0	0- 0	2- 4				
0- 0	0- 0	0- 0	NEUTRAL	0- 0	0- 0	0- 0				

RPI 1-25				RPI 26-50				RPI 51-100				RPI 101+ Team's RPI: 177			
RPI	S	Opponent	Score	RPI	S	Opponent	Score	RPI	S	Opponent	Score	RPI	S	Opponent	Score
16	A	North Carolina St.	51 91	26	A	Vanderbilt	66 88	61	H	East Carolina	84 93	101	A	VCU	76 93
17	A	West Virginia	56 89	44	H	Chattanooga	43 66	85	H	N.C. A&T	57 58	163	A	Davidson	62 67
												163	H	Davidson	66 63
												175	H	Campbell	56 49
												176	A	Furman	65 66
												209	N	Mercer	56 68
												256	H	Appalachian St.	66 54
												274	A	Western Caro.	65 61
												274	H	Western Caro.	67 52
												288	H	Samford	71 61
												297	A	UNC Wilmington	75 64
												299	A	Ga. Southern	68 49
												299	H	Ga. Southern	85 60
												310	A	UNC Greensboro	62 73
												310	H	UNC Greensboro	80 57
												338	A	Wofford	65 68
LAST 12 Division I GAMES:															
274	A	Western Caro.	65 61	274	H	Western Caro.	67 52	256	H	Appalachian St.	66 54	163	A	Davidson	62 67
163	H	Davidson	66 63	299	A	Ga. Southern	68 49	310	A	UNC Greensboro	62 73	338	A	Wofford	65 68
299	H	Ga. Southern	85 60	176	A	Furman	65 66	85	H	N.C. A&T	57 58				
310	H	UNC Greensboro	80 57												

Non-Div I Games: Winston-Salem 73 68 Mount Olive 84 68

Elon

Loss, Non-Conf, S Site, H Home A Away N Neutral



Average RPI Win:	265	WON-LOST	WINNING	LAST 10	STRENGTH OF	OPP. STRENGTH	TEAM	ADJ.	CONF.	ADJ CONF.
Average RPI Loss:	98	RECORD	PCT. RANK	GAMES	SCHEDULE	OF SCHEDULE	RPI	RPI	RPI	RPI
DIV. I ONLY	12- 13	172	4- 6	199	129	178	178	9	9	
DIV. I NON-CONF.	5- 7	198	0- 0	250	175	219	219	9	9	
TOTALS	RPI 1-25	RPI 26-50	W-L RECORDS	RPI 51-100	RPI 101-150	RPI 150+				
12- 13	0- 2	0- 1	OVERALL	1- 5	1- 2	10- 3				
5- 5	0- 1	0- 1	HOME	0- 2	1- 1	4- 0				
6- 6	0- 1	0- 0	AWAY	1- 3	0- 1	5- 1				
1- 2	0- 0	0- 0	NEUTRAL	0- 0	0- 0	1- 2				
5- 7	0- 0	0- 1	NON-CONFERENCE	0- 3	0- 1	5- 2				
1- 3	0- 0	0- 1	HOME	0- 2	0- 0	1- 0				
3- 2	0- 0	0- 0	AWAY	0- 1	0- 1	3- 0				
1- 2	0- 0	0- 0	NEUTRAL	0- 0	0- 0	1- 2				
7- 6	0- 2	0- 0	CONFERENCE	1- 2	1- 1	5- 1				
4- 2	0- 1	0- 0	HOME	0- 0	1- 1	3- 0				
3- 4	0- 1	0- 0	AWAY	1- 2	0- 0	2- 1				
0- 0	0- 0	0- 0	NEUTRAL	0- 0	0- 0	0- 0				

RPI 1-25				RPI 26-50				RPI 51-100				RPI 101+ Team's RPI: 178			
RPI	S	Opponent	Score	RPI	S	Opponent	Score	RPI	S	Opponent	Score	RPI	S	Opponent	Score
13	A	Saint Joseph's	63 76	33	H	Villanova	47 83	52	A	Rutgers	57 59	101	A	Fairfield	59 64
13	H	Saint Joseph's	52 64					57	A	St. Bonaventure	35 58	101	H	VCU	63 58
								58	A	Fordham	42 43	130	H	Richmond	39 56
								69	H	Penn	54 64	156	N	FIU	58 84
								72	H	Temple	47 60	193	A	Saint Louis	43 53
								100	A	George Washington	77 68	269	A	Manhattan	72 62
												276	H	Central Conn. St.	71 60
												290	N	Tennessee St.	66 58
												291	A	George Mason	65 50
												291	H	George Mason	66 60
												295	A	William & Mary	73 59
												298	H	Massachusetts	78 41
												315	A	Dartmouth	54 43
												325	A	Rhode Island	50 44
												325	H	Rhode Island	50 42
												329	N	Binghamton	56 57
LAST 12 Division I GAMES:															
58	A	Fordham	42 43	100	A	George Washington	77 68								
13	A	Saint Joseph's	63 76	13	H	Saint Joseph's	52 64								
325	H	Rhode Island	50 42	57	A	St. Bonaventure	35 58								
291	H	George Mason	66 60	298	H	Massachusetts	78 41								
193	A	Saint Louis	43 53	101	H	VCU	63 58								
130	H	Richmond	39 56	291	A	George Mason	65 50								

Non-Div I Games:

La Salle

■ Loss, 
■ Non-Conf, 
■ S Site, 
■ H Home 
■ A Away 
N Neutral



Average RPI Win:	253	WON-LOST	WINNING	LAST 10	STRENGTH OF	OPP. STRENGTH	TEAM	ADJ.	CONF.	ADJ CONF.
Average RPI Loss:	119	RECORD	PCT. RANK	GAMES	SCHEDULE	OF SCHEDULE	RPI	RPI	RPI	RPI
DIV. I ONLY	11- 9	132	3- 7	269	161	179	179	12	12	
DIV. I NON-CONF.	7- 1	28	0- 0	327	217	96	96	13	13	
TOTALS	RPI 1-25	RPI 26-50	W-L RECORDS	RPI 51-100	RPI 101-150	RPI 150+				
11- 9	0- 0	0- 3	OVERALL	0- 1	1- 2	10- 3				
4- 4	0- 0	0- 1	HOME	0- 0	1- 1	3- 2				
5- 5	0- 0	0- 2	AWAY	0- 1	0- 1	5- 1				
2- 0	0- 0	0- 0	NEUTRAL	0- 0	0- 0	2- 0				
7- 1	0- 0	0- 0	NON-CONFERENCE	0- 1	1- 0	6- 0				
2- 0	0- 0	0- 0	HOME	0- 0	1- 0	1- 0				
3- 1	0- 0	0- 0	AWAY	0- 1	0- 0	3- 0				
2- 0	0- 0	0- 0	NEUTRAL	0- 0	0- 0	2- 0				
4- 8	0- 0	0- 3	CONFERENCE	0- 0	0- 2	4- 3				
2- 4	0- 0	0- 1	HOME	0- 0	0- 1	2- 2				
2- 4	0- 0	0- 2	AWAY	0- 0	0- 1	2- 1				
0- 0	0- 0	0- 0	NEUTRAL	0- 0	0- 0	0- 0				

RPI 1-25				RPI 26-50				RPI 51-100				RPI 101+ Team's RPI: 179			
RPI	S	Opponent	Score	RPI	S	Opponent	Score	RPI	S	Opponent	Score	RPI	S	Opponent	Score
				34	A	Bowling Green	57 71	86	A	Michigan	75 89	112	H	Akron	79 101
				34	H	Bowling Green	56 61					117	H	Butler	81 76
				35	A	Central Mich.	67 82					128	A	Buffalo	83 84
												164	H	Ball St.	66 70
												181	A	Cleveland St.	84 70
												198	A	Ohio	68 55
												226	A	Loyola Chicago	82 64
												237	A	Northern Ill.	54 77
												243	H	Miami (OH)	65 71
												248	H	Western Mich.	83 77
												262	N	Wagner	69 56
												282	N	Monmouth	64 53
												311	A	Kent St.	88 70
												311	H	Kent St.	65 57
												314	H	UMKC	75 66
												337	A	Detroit	104 96
LAST 12 Division I GAMES:															
				34	H	Bowling Green	56 61	34	A	Bowling Green	57 71				
				198	A	Ohio	68 55	128	A	Buffalo	83 84				
				311	H	Kent St.	65 57	248	H	Western Mich.	83 77				
				243	H	Miami (OH)	65 71	237	A	Northern Ill.	54 77				
				35	A	Central Mich.	67 82	164	H	Ball St.	66 70				
				112	H	Akron	79 101	311	A	Kent St.	88 70				

Non-Div I Games: Madonna 101 52 Lawrence Tech 95 62 Marygrove 120 35

Eastern Mich.



Average RPI Win: <b>148</b>	WON-LOST	WINNING	LAST 10	STRENGTH OF	OPP. STRENGTH	TEAM	ADJ.	CONF.	ADJ CONF.
Average RPI Loss: <b>87</b>	RECORD	PCT. RANK	GAMES	SCHEDULE	OF SCHEDULE	RPI	RPI	RPI	RPI
DIV. I ONLY	7- 18	292	1- 9	35	75	180	180	7	7
DIV. I NON-CONF.	5- 6	173	0- 0	14	58	85	85	7	7
TOTALS	RPI 1-25	RPI 26-50	W-L RECORDS	RPI 51-100	RPI 101-150	RPI 150+			
7- 18	0- 3	0- 4	OVERALL	2- 3	2- 6	3- 2			
5- 7	0- 2	0- 2	HOME	2- 1	2- 2	1- 0			
1- 9	0- 1	0- 1	AWAY	0- 2	0- 3	1- 2			
1- 2	0- 0	0- 1	NEUTRAL	0- 0	0- 1	1- 0			
5- 6	0- 2	0- 2	NON-CONFERENCE	2- 1	1- 1	2- 0			
3- 2	0- 2	0- 0	HOME	2- 0	1- 0	0- 0			
1- 2	0- 0	0- 1	AWAY	0- 1	0- 0	1- 0			
1- 2	0- 0	0- 1	NEUTRAL	0- 0	0- 1	1- 0			
2- 12	0- 1	0- 2	CONFERENCE	0- 2	1- 5	1- 2			
2- 5	0- 0	0- 2	HOME	0- 1	1- 2	1- 0			
0- 7	0- 1	0- 0	AWAY	0- 1	0- 3	0- 2			
0- 0	0- 0	0- 0	NEUTRAL	0- 0	0- 0	0- 0			

RPI 1-25				RPI 26-50				RPI 51-100				RPI 101+				Team's RPI: 180	
RPI	S	Opponent	Score	RPI	S	Opponent	Score	RPI	S	Opponent	Score	RPI	S	Opponent	Score		
10	H	Penn St.	68 77	33	H	Villanova	49 59	56	A	Florida	65 67	110	A	Marquette	54 77		
12	A	St. John's (NY)	63 66	36	H	DePaul	69 92	62	A	Creighton	61 75	110	H	Marquette	80 82		
18	H	California	52 67	42	N	Michigan St.	54 67	62	H	Creighton	63 65	117	A	Butler	59 67		
				46	A	South Dakota St.	80 86	66	H	Princeton	66 64	117	H	Butler	85 79		
								100	H	George Washington	78 57	130	H	Richmond	82 78		
												132	A	Seton Hall	62 73		
												132	H	Seton Hall	71 72		
												147	N	Western Ky.	55 57		
												199	N	Nicholls St.	67 55		
												208	A	Yale	66 65		
												215	A	Xavier	68 85		
												215	H	Xavier	66 58		
												217	A	Providence	61 70		
LAST 12 Division I GAMES:																	
				117	A	Butler	59 67	12	A	St. John's (NY)	63 66						
				132	H	Seton Hall	71 72	36	H	DePaul	69 92						
				215	H	Xavier	66 58	132	A	Seton Hall	62 73						
				62	A	Creighton	61 75	217	A	Providence	61 70						
				110	A	Marquette	54 77	117	H	Butler	85 79						
				33	H	Villanova	49 59	215	A	Xavier	68 85						

Non-Div I Games: Alas. Anchorage 92 78

Georgetown

■ Loss, 
■ Non-Conf, 
■ S Site, 
■ H Home 
■ A Away 
N Neutral



Average RPI Win:	237	WON-LOST	WINNING	LAST 10	STRENGTH OF	OPP. STRENGTH	TEAM	ADJ.	CONF.	ADJ CONF.
Average RPI Loss:	142	RECORD	PCT. RANK	GAMES	SCHEDULE	OF SCHEDULE	RPI	RPI	RPI	RPI
DIV. I ONLY	12- 11	148	7- 3	180	264	181	181	21	21	
DIV. I NON-CONF.	4- 8	242	0- 1	76	282	198	198	20	20	
TOTALS	RPI 1-25	RPI 26-50	W-L RECORDS	RPI 51-100	RPI 101-150	RPI 150+				
12- 11	0- 0	0- 0	OVERALL	2- 2	1- 5	9- 4				
7- 5	0- 0	0- 0	HOME	1- 1	0- 1	6- 3				
4- 6	0- 0	0- 0	AWAY	1- 1	0- 4	3- 1				
1- 0	0- 0	0- 0	NEUTRAL	0- 0	1- 0	0- 0				
4- 8	0- 0	0- 0	NON-CONFERENCE	0- 2	1- 3	3- 3				
2- 3	0- 0	0- 0	HOME	0- 1	0- 0	2- 2				
1- 5	0- 0	0- 0	AWAY	0- 1	0- 3	1- 1				
1- 0	0- 0	0- 0	NEUTRAL	0- 0	1- 0	0- 0				
8- 3	0- 0	0- 0	CONFERENCE	2- 0	0- 2	6- 1				
5- 2	0- 0	0- 0	HOME	1- 0	0- 1	4- 1				
3- 1	0- 0	0- 0	AWAY	1- 0	0- 1	2- 0				
0- 0	0- 0	0- 0	NEUTRAL	0- 0	0- 0	0- 0				

RPI S	Opponent	Score	RPI S	Opponent	Score	RPI S	Opponent	Score	RPI S	Opponent	Score	Team's RPI: 181
						53	H Indiana	73 107	101	A VCU	75 76	
						61	A East Carolina	66 75	103	H Green Bay	72 90	
						88	A Wright St.	98 82	107	N IUPUI	63 56	
						88	H Wright St.	100 93	117	A Butler	69 85	
									129	A Ill.-Chicago	78 83	
									149	A South Dakota	70 74	
									179	H Eastern Mich.	70 84	
									196	H Fla. Atlantic	78 81	
									198	H Ohio	76 64	
									227	H Oakland	62 73	
									228	A New Hampshire	65 50	
									232	H Youngstown St.	84 80	
									243	A Miami (OH)	80 91	
									284	H Milwaukee	73 63	
									289	H Morehead St.	76 67	
									327	A Valparaiso	76 66	
									327	H Valparaiso	82 74	
									337	A Detroit	78 71	
									337	H Detroit	79 74	
LAST 12 Division I GAMES:												
			337	H Detroit	79 74		227	H Oakland	62 73			
			327	H Valparaiso	82 74		103	H Green Bay	72 90			
			88	H Wright St.	100 93		284	H Milwaukee	73 63			
			232	H Youngstown St.	84 80		88	A Wright St.	98 82			
			327	A Valparaiso	76 66		337	A Detroit	78 71			
			129	A Ill.-Chicago	78 83		149	A South Dakota	70 74			

Non-Div I Games: Lake Erie 76 48

Cleveland St.

■ Loss, 
■ Non-Conf, 
■ S Site, 
■ H Home 
■ A Away 
N Neutral



Average RPI Win:	291	WON-LOST	WINNING	LAST 10	STRENGTH OF	OPP. STRENGTH	TEAM	ADJ.	CONF.	ADJ CONF.
Average RPI Loss:	139	RECORD	PCT. RANK	GAMES	SCHEDULE	OF SCHEDULE	RPI	RPI	RPI	RPI
DIV. I ONLY	12- 6	85	9- 1	336	318	182	182	32	32	
DIV. I NON-CONF.	1- 5	306	0- 0	159	26	271	271	32	32	
TOTALS	RPI 1-25	RPI 26-50	W-L RECORDS	RPI 51-100	RPI 101-150	RPI 150+				
12- 6	0- 0	0- 1	OVERALL	0- 2	0- 1	12- 2				
6- 1	0- 0	0- 0	HOME	0- 0	0- 0	6- 1				
6- 5	0- 0	0- 1	AWAY	0- 2	0- 1	6- 1				
0- 0	0- 0	0- 0	NEUTRAL	0- 0	0- 0	0- 0				
1- 5	0- 0	0- 1	NON-CONFERENCE	0- 2	0- 1	1- 1				
1- 0	0- 0	0- 0	HOME	0- 0	0- 0	1- 0				
0- 5	0- 0	0- 1	AWAY	0- 2	0- 1	0- 1				
0- 0	0- 0	0- 0	NEUTRAL	0- 0	0- 0	0- 0				
11- 1	0- 0	0- 0	CONFERENCE	0- 0	0- 0	11- 1				
5- 1	0- 0	0- 0	HOME	0- 0	0- 0	5- 1				
6- 0	0- 0	0- 0	AWAY	0- 0	0- 0	6- 0				
0- 0	0- 0	0- 0	NEUTRAL	0- 0	0- 0	0- 0				

RPI 1-25			RPI 26-50			RPI 51-100			RPI 101+ Team's RPI: 182		
RPI	S	Opponent	Score	RPI	S	Opponent	Score	RPI	S	Opponent	Score
				31	A	Nebraska	64 87	86	A	Michigan	59 83
								94	A	Oregon	90 130
								150	A	Rice	64 77
								162	A	Florida A&M	67 74
								183	A	Texas Southern	70 68
								246	H	Southeastern La.	63 56
								270	A	Prairie View	88 74
								275	A	Mississippi Val.	76 67
								287	A	Grambling	74 72
								287	H	Grambling	100 92
								293	A	Jackson St.	70 55
								293	H	Jackson St.	69 59
								311	H	Alcorn	52 58
								324	H	Alabama St.	60 44
								345	A	Ark.-Pine Bluff	84 70
								345	H	Ark.-Pine Bluff	77 68
								347	H	Alabama A&M	81 59
LAST 12 Division I GAMES:											
345	H	Ark.-Pine Bluff	77 68	275	A	Mississippi Val.	76 67				
293	A	Jackson St.	70 55	345	A	Ark.-Pine Bluff	84 70				
287	A	Grambling	74 72	293	H	Jackson St.	69 59				
311	H	Alcorn	52 58	287	H	Grambling	100 92				
324	H	Alabama St.	60 44	183	A	Texas Southern	70 68				
347	H	Alabama A&M	81 59	270	A	Prairie View	88 74				

Non-Div I Games: Spring Hill 91 60 Talladega 82 57

Southern U.

Loss, Non-Conf, S Site, H Home A Away N Neutral



Average RPI Win:	281	WON-LOST	WINNING	LAST 10	STRENGTH OF	OPP. STRENGTH	TEAM	ADJ.	CONF.	ADJ CONF.
Average RPI Loss:	152	RECORD	PCT. RANK	GAMES	SCHEDULE	OF SCHEDULE	RPI	RPI	RPI	RPI
DIV. I ONLY	13- 9	112	9- 1	271	341	183	183	32	32	
DIV. I NON-CONF.	3- 8	269	0- 1	74	278	213	213	32	32	
TOTALS	RPI 1-25	RPI 26-50	W-L RECORDS	RPI 51-100	RPI 101-150	RPI 150+				
13- 9	0- 1	0- 1	OVERALL	0- 0	0- 3	13- 4				
7- 2	0- 0	0- 0	HOME	0- 0	0- 0	7- 2				
6- 5	0- 0	0- 1	AWAY	0- 0	0- 2	6- 2				
0- 2	0- 1	0- 0	NEUTRAL	0- 0	0- 1	0- 0				
3- 8	0- 1	0- 1	NON-CONFERENCE	0- 0	0- 3	3- 3				
2- 1	0- 0	0- 0	HOME	0- 0	0- 0	2- 1				
1- 5	0- 0	0- 1	AWAY	0- 0	0- 2	1- 2				
0- 2	0- 1	0- 0	NEUTRAL	0- 0	0- 1	0- 0				
10- 1	0- 0	0- 0	CONFERENCE	0- 0	0- 0	10- 1				
5- 1	0- 0	0- 0	HOME	0- 0	0- 0	5- 1				
5- 0	0- 0	0- 0	AWAY	0- 0	0- 0	5- 0				
0- 0	0- 0	0- 0	NEUTRAL	0- 0	0- 0	0- 0				

RPI 1-25				RPI 26-50				RPI 51-100				RPI 101+ Team's RPI: 183			
RPI	S	Opponent	Score	RPI	S	Opponent	Score	RPI	S	Opponent	Score	RPI	S	Opponent	Score
20	N	Maryland	59 100	41	A	UTEP	61 87					106	A	Kansas	78 105
												129	N	Ill.-Chicago	66 70
												150	A	Rice	54 61
												182	H	Southern U.	68 70
												191	A	Tulsa	88 80
												199	A	Nicholls St.	70 79
												206	H	McNeese St.	71 55
												230	H	A&M-Corpus Christi	69 71
												253	H	Houston Baptist	82 70
												270	A	Prairie View	74 70
												270	H	Prairie View	63 59
												275	H	Mississippi Val.	65 55
												287	A	Grambling	77 63
												287	H	Grambling	84 76
												293	A	Jackson St.	73 48
												311	H	Alcorn	69 44
												314	A	UMKC	79 80
												324	A	Alabama St.	83 74
												345	H	Ark.-Pine Bluff	75 51
												347	A	Alabama A&M	66 61
LAST 12 Division I GAMES:															
287	H	Grambling	84 76	293	A	Jackson St.	73 48								
270	A	Prairie View	74 70	287	A	Grambling	77 63								
324	A	Alabama St.	83 74	270	H	Prairie View	63 59								
347	A	Alabama A&M	66 61	182	H	Southern U.	68 70								
345	H	Ark.-Pine Bluff	75 51	311	H	Alcorn	69 44								
275	H	Mississippi Val.	65 55	41	A	UTEP	61 87								

Non-Div I Games:

Texas Southern



Average RPI Win:	215	WON-LOST	WINNING	LAST 10	STRENGTH OF	OPP. STRENGTH	TEAM	ADJ.	CONF.	ADJ CONF.
Average RPI Loss:	147	RECORD	PCT. RANK	GAMES	SCHEDULE	OF SCHEDULE	RPI	RPI	RPI	RPI
DIV. I ONLY	7- 13	260	6- 4	111	231	184	184	15	15	
DIV. I NON-CONF.	0- 7	338	0- 0	91	263	320	320	17	17	
TOTALS	RPI 1-25	RPI 26-50	W-L RECORDS	RPI 51-100	RPI 101-150	RPI 150+				
7- 13	0- 1	0- 1	OVERALL	0- 0	2- 6	5- 5				
3- 3	0- 0	0- 0	HOME	0- 0	1- 2	2- 1				
4- 10	0- 1	0- 1	AWAY	0- 0	1- 4	3- 4				
0- 0	0- 0	0- 0	NEUTRAL	0- 0	0- 0	0- 0				
0- 7	0- 1	0- 1	NON-CONFERENCE	0- 0	0- 1	0- 4				
0- 0	0- 0	0- 0	HOME	0- 0	0- 0	0- 0				
0- 7	0- 1	0- 1	AWAY	0- 0	0- 1	0- 4				
0- 0	0- 0	0- 0	NEUTRAL	0- 0	0- 0	0- 0				
7- 6	0- 0	0- 0	CONFERENCE	0- 0	2- 5	5- 1				
3- 3	0- 0	0- 0	HOME	0- 0	1- 2	2- 1				
4- 3	0- 0	0- 0	AWAY	0- 0	1- 3	3- 0				
0- 0	0- 0	0- 0	NEUTRAL	0- 0	0- 0	0- 0				

RPI 1-25				RPI 26-50				RPI 51-100				RPI 101+ Team's RPI: 184			
RPI	S	Opponent	Score	RPI	S	Opponent	Score	RPI	S	Opponent	Score	RPI	S	Opponent	Score
25	A	Oklahoma St.	45 74	29	A	Iowa	47 95					113	A	North Dakota	59 64
												113	H	North Dakota	47 48
												120	A	Montana	48 67
												121	H	Sacramento St.	62 53
												126	A	Southern Utah	69 65
												126	H	Southern Utah	66 70
												129	A	Ill.-Chicago	62 70
												139	A	Eastern Wash.	55 67
												185	A	Drake	59 78
												192	A	Montana St.	74 63
												195	A	Boise St.	70 72
												197	A	Utah St.	66 78
												204	A	Northern Colo.	79 71
												204	H	Northern Colo.	55 62
												266	A	Portland St.	76 64
												277	H	Northern Ariz.	82 72
												321	H	Weber St.	60 58
												341	A	Utah Valley	56 59
LAST 12 Division I GAMES:															
126	H	Southern Utah	66 70	120	A	Montana	48 67								
113	A	North Dakota	59 64	321	H	Weber St.	60 58								
204	A	Northern Colo.	79 71	126	A	Southern Utah	69 65								
277	H	Northern Ariz.	82 72	204	H	Northern Colo.	55 62								
121	H	Sacramento St.	62 53	113	H	North Dakota	47 48								
192	A	Montana St.	74 63	139	A	Eastern Wash.	55 67								

Non-Div I Games: Black Hills St. 60 41 Carroll (MT) 61 48

Idaho St.

■ Loss, 
■ Non-Conf, S Site, 
■ Home 
■ Away 
N Neutral



Average RPI Win: <b>226</b>	WON-LOST	WINNING	LAST 10	STRENGTH OF	OPP. STRENGTH	TEAM	ADJ.	CONF.	ADJ CONF.
Average RPI Loss: <b>139</b>	RECORD	PCT. RANK	GAMES	SCHEDULE	OF SCHEDULE	RPI	RPI	RPI	RPI
DIV. I ONLY	<b>12- 12</b>	<b>160</b>	<b>5- 5</b>	<b>189</b>	<b>195</b>	<b>185</b>	<b>185</b>	<b>18</b>	<b>18</b>
DIV. I NON-CONF.	<b>6- 5</b>	<b>136</b>	<b>0- 0</b>	<b>133</b>	<b>142</b>	<b>152</b>	<b>152</b>	<b>18</b>	<b>18</b>
TOTALS	RPI 1-25	RPI 26-50	W-L RECORDS	RPI 51-100	RPI 101-150	RPI 150+			
12- 12	0- 0	0- 2	OVERALL	1- 2	2- 2	9- 6			
7- 4	0- 0	0- 1	HOME	1- 1	0- 0	6- 2			
3- 7	0- 0	0- 1	AWAY	0- 1	1- 2	2- 3			
2- 1	0- 0	0- 0	NEUTRAL	0- 0	1- 0	1- 1			
6- 5	0- 0	0- 2	NON-CONFERENCE	1- 0	1- 2	4- 1			
4- 1	0- 0	0- 1	HOME	1- 0	0- 0	3- 0			
0- 3	0- 0	0- 1	AWAY	0- 0	0- 2	0- 0			
2- 1	0- 0	0- 0	NEUTRAL	0- 0	1- 0	1- 1			
6- 7	0- 0	0- 0	CONFERENCE	0- 2	1- 0	5- 5			
3- 3	0- 0	0- 0	HOME	0- 1	0- 0	3- 2			
3- 4	0- 0	0- 0	AWAY	0- 1	1- 0	2- 3			
0- 0	0- 0	0- 0	NEUTRAL	0- 0	0- 0	0- 0			

RPI S	Opponent	Score	RPI S	Opponent	Score	RPI S	Opponent	Score	RPI S	Opponent	Score	Team's RPI: 185
29	A Iowa	51 73	62	H Creighton	62 55	104	A Colorado St.	77 92				
50	H Iowa St.	47 89	68	A Wichita St.	55 88	111	A Wisconsin	41 66				
			68	H Wichita St.	61 70	143	A UNI	66 64				
						149	N South Dakota	89 81				
						152	A Indiana St.	81 90				
						161	A Missouri St.	66 89				
						161	H Missouri St.	79 69				
						184	H Idaho St.	78 59				
						220	N Cornell	49 59				
						226	H Loyola Chicago	69 75				
						236	A Illinois St.	71 80				
						242	A Evansville	72 57				
						242	H Evansville	67 71				
						252	N Coastal Caro.	90 74				
						264	H Bradley	97 77				
						284	H Milwaukee	79 57				
						306	H SIU Edwardsville	87 71				
						335	A Southern Ill.	80 55				
						335	H Southern Ill.	74 72				
LAST 12 Division I GAMES:												
161	H Missouri St.	79 69	226	H Loyola Chicago	69 75							
68	H Wichita St.	61 70	68	A Wichita St.	55 88							
335	A Southern Ill.	80 55	161	A Missouri St.	66 89							
242	A Evansville	72 57	242	H Evansville	67 71							
143	A UNI	66 64	335	H Southern Ill.	74 72							
264	H Bradley	97 77	152	A Indiana St.	81 90							

Non-Div I Games:

Drake

■ Loss, 
 ■ Non-Conf, 
 ■ S Site, 
 ■ H Home 
 ■ A Away 
 N Neutral



Average RPI Win: <b>235</b>	WON-LOST	WINNING	LAST 10	STRENGTH OF	OPP. STRENGTH	TEAM	ADJ.	CONF.	ADJ CONF.
Average RPI Loss: <b>118</b>	RECORD	PCT. RANK	GAMES	SCHEDULE	OF SCHEDULE	RPI	RPI	RPI	RPI
DIV. I ONLY	<b>12- 11</b>	<b>148</b>	<b>6- 4</b>	<b>221</b>	<b>142</b>	<b>186</b>	<b>186</b>	<b>12</b>	<b>12</b>
DIV. I NON-CONF.	<b>5- 6</b>	<b>173</b>	<b>0- 0</b>	<b>209</b>	<b>187</b>	<b>211</b>	<b>211</b>	<b>13</b>	<b>13</b>
TOTALS	RPI 1-25	RPI 26-50	W-L RECORDS	RPI 51-100	RPI 101-150	RPI 150+			
12- 11	0- 2	0- 3	OVERALL	1- 1	0- 2	11- 3			
6- 6	0- 2	0- 1	HOME	0- 1	0- 1	6- 1			
5- 5	0- 0	0- 2	AWAY	1- 0	0- 1	4- 2			
1- 0	0- 0	0- 0	NEUTRAL	0- 0	0- 0	1- 0			
5- 6	0- 2	0- 1	NON-CONFERENCE	1- 1	0- 0	4- 2			
2- 4	0- 2	0- 0	HOME	0- 1	0- 0	2- 1			
2- 2	0- 0	0- 1	AWAY	1- 0	0- 0	1- 1			
1- 0	0- 0	0- 0	NEUTRAL	0- 0	0- 0	1- 0			
7- 5	0- 0	0- 2	CONFERENCE	0- 0	0- 2	7- 1			
4- 2	0- 0	0- 1	HOME	0- 0	0- 1	4- 0			
3- 3	0- 0	0- 1	AWAY	0- 0	0- 1	3- 1			
0- 0	0- 0	0- 0	NEUTRAL	0- 0	0- 0	0- 0			

RPI 1-25				RPI 26-50				RPI 51-100				RPI 101+ Team's RPI: 186			
RPI	S	Opponent	Score	RPI	S	Opponent	Score	RPI	S	Opponent	Score	RPI	S	Opponent	Score
9	H	Purdue	79 <b>81</b>	34	H	Bowling Green	59 <b>66</b>	57	A	St. Bonaventure	64 62	112	H	Akron	62 <b>82</b>
21	H	Dayton	75 <b>87</b>	35	A	Central Mich.	71 <b>84</b>	98	H	Drexel	52 <b>65</b>	128	A	Buffalo	46 <b>51</b>
				43	A	St. Mary's (CA)	57 <b>81</b>					164	H	Ball St.	73 61
												198	A	Ohio	64 62
												198	H	Ohio	62 58
												237	H	Northern Ill.	73 71
												238	N	Cal St. Fullerton	59 58
												242	A	Evansville	80 <b>90</b>
												243	A	Miami (OH)	73 65
												243	H	Miami (OH)	68 52
												248	A	Western Mich.	72 <b>78</b>
												275	H	Mississippi Val.	95 48
												311	A	Kent St.	83 55
												314	A	UMKC	96 81
												327	H	Valparaiso	61 <b>63</b>
												337	H	Detroit	79 70
LAST 12 Division I GAMES:															
198	H	Ohio	62 58	164	H	Ball St.	73 61								
311	A	Kent St.	83 55	248	A	Western Mich.	72 <b>78</b>								
243	A	Miami (OH)	73 65	128	A	Buffalo	46 <b>51</b>								
34	H	Bowling Green	59 <b>66</b>	243	H	Miami (OH)	68 52								
112	H	Akron	62 <b>82</b>	237	H	Northern Ill.	73 71								
198	A	Ohio	64 62	35	A	Central Mich.	71 <b>84</b>								

Non-Div I Games:

Toledo



Average RPI Win:	224	WON-LOST	WINNING	LAST 10	STRENGTH OF	OPP. STRENGTH	TEAM	ADJ.	CONF.	ADJ CONF.
Average RPI Loss:	191	RECORD	PCT. RANK	GAMES	SCHEDULE	OF SCHEDULE	RPI	RPI	RPI	RPI
DIV. I ONLY	14- 10	115	7- 3	283	240	187	187	22	22	
DIV. I NON-CONF.	4- 7	229	0- 0	235	172	243	243	21	21	
TOTALS	RPI 1-25	RPI 26-50	W-L RECORDS	RPI 51-100	RPI 101-150	RPI 150+				
14- 10	0- 0	0- 0	OVERALL	2- 1	1- 3	11- 6				
8- 4	0- 0	0- 0	HOME	1- 1	1- 1	6- 2				
5- 6	0- 0	0- 0	AWAY	0- 0	0- 2	5- 4				
1- 0	0- 0	0- 0	NEUTRAL	1- 0	0- 0	0- 0				
4- 7	0- 0	0- 0	NON-CONFERENCE	1- 0	1- 3	2- 4				
2- 3	0- 0	0- 0	HOME	0- 0	1- 1	1- 2				
1- 4	0- 0	0- 0	AWAY	0- 0	0- 2	1- 2				
1- 0	0- 0	0- 0	NEUTRAL	1- 0	0- 0	0- 0				
10- 3	0- 0	0- 0	CONFERENCE	1- 1	0- 0	9- 2				
6- 1	0- 0	0- 0	HOME	1- 1	0- 0	5- 0				
4- 2	0- 0	0- 0	AWAY	0- 0	0- 0	4- 2				
0- 0	0- 0	0- 0	NEUTRAL	0- 0	0- 0	0- 0				

RPI S	Opponent	Score	RPI S	Opponent	Score	RPI S	Opponent	Score	RPI S	Opponent	Score	Team's RPI: 187
						67	H Stetson	66 90	107	A IUPUI	63 86	
						75	H FGCU	63 43	117	A Butler	47 53	
						95	N UT Martin	70 61	133	H Cincinnati	77 61	
									147	H Western Ky.	64 74	
									151	A USC Upstate	76 60	
									164	H Ball St.	63 67	
									209	A Mercer	72 64	
									209	H Mercer	72 61	
									221	A Robert Morris	71 62	
									232	A Youngstown St.	53 67	
									233	A Jacksonville	56 67	
									233	H Jacksonville	69 61	
									236	H Illinois St.	61 48	
									243	H Miami (OH)	66 76	
									273	A East Tenn. St.	73 63	
									297	A UNC Wilmington	62 65	
									304	A Kennesaw St.	39 53	
									304	H Kennesaw St.	79 51	
									320	H Lipscomb	72 65	
									339	A North Florida	57 51	
									339	H North Florida	78 65	
LAST 12 Division I GAMES:												
233	H Jacksonville	69 61	320	H Lipscomb	72 65							
339	H North Florida	78 65	233	A Jacksonville	56 67							
304	A Kennesaw St.	39 53	339	A North Florida	57 51							
209	A Mercer	72 64	304	H Kennesaw St.	79 51							
75	H FGCU	63 43	209	H Mercer	72 61							
67	H Stetson	66 90	273	A East Tenn. St.	73 63							

Non-Div I Games:

Northern Ky.

■ Loss, 
 ■ Non-Conf, 
 ■ S Site, 
 ■ H Home 
 ■ A Away 
 N Neutral



## Northeastern

Through Games Of Feb. 16, 2014

Average RPI Win:	265	WON-LOST	WINNING	LAST 10	STRENGTH OF	OPP. STRENGTH	TEAM	ADJ.	CONF.	ADJ CONF.
Average RPI Loss:	113	RECORD	PCT. RANK	GAMES	SCHEDULE	OF SCHEDULE	RPI	RPI	RPI	RPI
DIV. I ONLY	10- 14	216	3- 7	152	193	188	188	13	13	
DIV. I NON-CONF.	6- 7	165	0- 1	62	296	135	135	10	10	
TOTALS	RPI 1-25	RPI 26-50	W-L RECORDS	RPI 51-100	RPI 101-150	RPI 150+				
10- 14	0- 0	0- 1	OVERALL	0- 6	1- 4	9- 3				
4- 6	0- 0	0- 0	HOME	0- 2	0- 2	4- 2				
6- 7	0- 0	0- 1	AWAY	0- 3	1- 2	5- 1				
0- 1	0- 0	0- 0	NEUTRAL	0- 1	0- 0	0- 0				
6- 7	0- 0	0- 0	NON-CONFERENCE	0- 5	0- 2	6- 0				
2- 3	0- 0	0- 0	HOME	0- 2	0- 1	2- 0				
4- 3	0- 0	0- 0	AWAY	0- 2	0- 1	4- 0				
0- 1	0- 0	0- 0	NEUTRAL	0- 1	0- 0	0- 0				
4- 7	0- 0	0- 1	CONFERENCE	0- 1	1- 2	3- 3				
2- 3	0- 0	0- 0	HOME	0- 0	0- 1	2- 2				
2- 4	0- 0	0- 1	AWAY	0- 1	1- 1	1- 1				
0- 0	0- 0	0- 0	NEUTRAL	0- 0	0- 0	0- 0				

RPI 1-25			RPI 26-50			RPI 51-100			RPI 101+ Team's RPI: 188		
RPI	S	Opponent	Score	RPI	S	Opponent	Score	RPI	S	Opponent	Score
				47	A	James Madison	57 85	52	H	Rutgers	51 65
								59	A	Marist	66 103
								73	H	Harvard	74 81
								81	A	Tulane	49 85
								82	N	Northwestern	46 73
								98	A	Drexel	52 55
								115	H	Albany (NY)	66 75
								116	A	Delaware	65 74
								134	A	Holy Cross	62 70
								140	A	Col. of Charleston	61 53
								140	H	Col. of Charleston	74 90
								172	H	Hofstra	55 65
								202	A	Boston U.	73 62
								203	A	Towson	65 66
								203	H	Towson	62 67
								228	A	New Hampshire	70 50
								239	H	Maine	81 55
								295	H	William & Mary	78 57
								297	A	UNC Wilmington	64 50
								297	H	UNC Wilmington	56 44
								298	A	Massachusetts	95 76
								325	A	Rhode Island	64 59
								332	H	NJIT	79 55
LAST 12 Division I GAMES:											
295	H	William & Mary	78 57	98	A	Drexel	52 55				
140	A	Col. of Charleston	61 53	172	H	Hofstra	55 65				
47	A	James Madison	57 85	140	H	Col. of Charleston	74 90				
203	H	Towson	62 67	203	A	Towson	65 66				
297	H	UNC Wilmington	56 44	297	A	UNC Wilmington	64 50				
116	A	Delaware	65 74	115	H	Albany (NY)	66 75				

Non-Div I Games:

Northeastern

■ Loss, 
 ■ Non-Conf, 
 ■ S Site, 
 ■ H Home 
 ■ A Away 
 N Neutral



Average RPI Win:	258	WON-LOST	WINNING	LAST 10	STRENGTH OF	OPP. STRENGTH	TEAM	ADJ.	CONF.	ADJ CONF.
Average RPI Loss:	97	RECORD	PCT. RANK	GAMES	SCHEDULE	OF SCHEDULE	RPI	RPI	RPI	RPI
DIV. I ONLY	9- 13	224	6- 4	104	170	189	189	19	19	
DIV. I NON-CONF.	3- 7	260	0- 0	49	43	187	187	22	22	
TOTALS	RPI 1-25	RPI 26-50	W-L RECORDS	RPI 51-100	RPI 101-150	RPI 150+				
9- 13	0- 3	0- 1	OVERALL	0- 2	1- 4	8- 3				
6- 6	0- 2	0- 1	HOME	0- 1	0- 2	6- 0				
3- 7	0- 1	0- 0	AWAY	0- 1	1- 2	2- 3				
0- 0	0- 0	0- 0	NEUTRAL	0- 0	0- 0	0- 0				
3- 7	0- 3	0- 1	NON-CONFERENCE	0- 2	0- 1	3- 0				
2- 4	0- 2	0- 1	HOME	0- 1	0- 0	2- 0				
1- 3	0- 1	0- 0	AWAY	0- 1	0- 1	1- 0				
0- 0	0- 0	0- 0	NEUTRAL	0- 0	0- 0	0- 0				
6- 6	0- 0	0- 0	CONFERENCE	0- 0	1- 3	5- 3				
4- 2	0- 0	0- 0	HOME	0- 0	0- 2	4- 0				
2- 4	0- 0	0- 0	AWAY	0- 0	1- 1	1- 3				
0- 0	0- 0	0- 0	NEUTRAL	0- 0	0- 0	0- 0				

RPI 1-25				RPI 26-50				RPI 51-100				RPI 101+ Team's RPI: 189			
RPI	S	Opponent	Score	RPI	S	Opponent	Score	RPI	S	Opponent	Score	RPI	S	Opponent	Score
8	H	South Carolina	54 88	45	H	San Diego	45 48	51	A	Southern California	61 65	104	A	Colorado St.	48 95
11	A	Texas A&M	35 72					77	H	UCLA	55 56	104	H	Colorado St.	61 64
16	H	North Carolina St.	67 84									121	A	Sacramento St.	89 93
												135	H	Wyoming	60 69
												145	A	Fresno St.	70 69
												168	A	Nevada	65 84
												195	A	Boise St.	64 73
												195	H	Boise St.	75 65
												197	H	Utah St.	88 72
												225	A	UNLV	59 74
												243	H	Miami (OH)	75 64
												258	H	San Jose St.	88 65
												292	H	UC Riverside	58 57
												305	A	UC Santa Barbara	71 67
												342	A	Air Force	77 66
												342	H	Air Force	72 39
LAST 12 Division I GAMES:															
342	A	Air Force	77 66	258	H	San Jose St.	88 65								
135	H	Wyoming	60 69	225	A	UNLV	59 74								
168	A	Nevada	65 84	145	A	Fresno St.	70 69								
195	H	Boise St.	75 65	342	H	Air Force	72 39								
104	A	Colorado St.	48 95	195	A	Boise St.	64 73								
197	H	Utah St.	88 72	104	H	Colorado St.	61 64								

Non-Div I Games:

San Diego St.

■ Loss, 
■ Non-Conf, 
■ S Site, 
■ H Home 
■ A Away 
N Neutral



U  
C  
I  
r  
v  
i  
n  
eU  
C  
I  
r  
v  
i  
n  
e

UC Irvine

Page 190



Average RPI Win:	242	WON-LOST	WINNING	LAST 10	STRENGTH OF	OPP. STRENGTH	TEAM	ADJ.	CONF.	ADJ CONF.
Average RPI Loss:	117	RECORD	PCT. RANK	GAMES	SCHEDULE	OF SCHEDULE	RPI	RPI	RPI	RPI
DIV. I ONLY	9- 12	208	3- 7	169	124	191	191	10	10	
DIV. I NON-CONF.	5- 5	148	1- 0	271	202	206	206	11	11	
TOTALS	RPI 1-25	RPI 26-50	W-L RECORDS	RPI 51-100	RPI 101-150	RPI 150+				
9- 12	0- 0	0- 3	OVERALL	0- 2	0- 3	9- 4				
4- 5	0- 0	0- 1	HOME	0- 0	0- 2	4- 2				
4- 6	0- 0	0- 2	AWAY	0- 1	0- 1	4- 2				
1- 1	0- 0	0- 0	NEUTRAL	0- 1	0- 0	1- 0				
5- 5	0- 0	0- 0	NON-CONFERENCE	0- 2	0- 1	5- 2				
3- 1	0- 0	0- 0	HOME	0- 0	0- 0	3- 1				
1- 3	0- 0	0- 0	AWAY	0- 1	0- 1	1- 1				
1- 1	0- 0	0- 0	NEUTRAL	0- 1	0- 0	1- 0				
4- 7	0- 0	0- 3	CONFERENCE	0- 0	0- 2	4- 2				
1- 4	0- 0	0- 1	HOME	0- 0	0- 2	1- 1				
3- 3	0- 0	0- 2	AWAY	0- 0	0- 0	3- 1				
0- 0	0- 0	0- 0	NEUTRAL	0- 0	0- 0	0- 0				

RPI S	Opponent	Score	RPI S	Opponent	Score	RPI S	Opponent	Score	RPI S	Opponent	Score	Team's RPI: 191
28	H Middle Tenn.	57 67	70	A Arkansas	43 81	106	A Kansas	78 82				
41	A UTEP	66 97	73	N Harvard	57 61	138	H UAB	65 76				
49	A Southern Miss.	73 91				150	H Rice	59 75				
						156	H FIU	78 73				
						160	A UTSA	73 62				
						173	A Old Dominion	53 65				
						183	H Texas Southern	80 88				
						193	A Saint Louis	54 65				
						196	H Fla. Atlantic	86 91				
						207	A Lamar	68 67				
						222	A North Texas	79 63				
						248	H Western Mich.	60 59				
						268	H Oral Roberts	72 58				
						278	A Marshall	80 62				
						310	N UNC Greensboro	76 71				
						327	H Valparaiso	84 70				
LAST 12 Division I GAMES:												
49	A Southern Miss.	73 91	278	A Marshall	80 62							
150	H Rice	59 75	156	H FIU	78 73							
196	H Fla. Atlantic	86 91	138	H UAB	65 76							
173	A Old Dominion	53 65	41	A UTEP	66 97							
28	H Middle Tenn.	57 67	160	A UTSA	73 62							
222	A North Texas	79 63	327	H Valparaiso	84 70							

Non-Div I Games: Abilene Christian 81 61

Tulsa



Average RPI Win:	221	WON-LOST	WINNING	LAST 10	STRENGTH OF	OPP. STRENGTH	TEAM	ADJ.	CONF.	ADJ CONF.
Average RPI Loss:	149	RECORD	PCT. RANK	GAMES	SCHEDULE	OF SCHEDULE	RPI	RPI	RPI	RPI
DIV. I ONLY	10- 11	180	4- 6	197	192	192	192	15	15	
DIV. I NON-CONF.	3- 4	193	0- 0	191	256	200	200	17	17	
TOTALS	RPI 1-25	RPI 26-50	W-L RECORDS	RPI 51-100	RPI 101-150	RPI 150+				
10- 11	0- 0	0- 1	OVERALL	0- 1	3- 5	7- 4				
6- 3	0- 0	0- 0	HOME	0- 0	2- 1	4- 2				
3- 7	0- 0	0- 0	AWAY	0- 1	1- 4	2- 2				
1- 1	0- 0	0- 1	NEUTRAL	0- 0	0- 0	1- 0				
3- 4	0- 0	0- 1	NON-CONFERENCE	0- 1	0- 1	3- 1				
2- 0	0- 0	0- 0	HOME	0- 0	0- 0	2- 0				
0- 3	0- 0	0- 0	AWAY	0- 1	0- 1	0- 1				
1- 1	0- 0	0- 1	NEUTRAL	0- 0	0- 0	1- 0				
7- 7	0- 0	0- 0	CONFERENCE	0- 0	3- 4	4- 3				
4- 3	0- 0	0- 0	HOME	0- 0	2- 1	2- 2				
3- 4	0- 0	0- 0	AWAY	0- 0	1- 3	2- 1				
0- 0	0- 0	0- 0	NEUTRAL	0- 0	0- 0	0- 0				

RPI S	Opponent	Score	RPI S	Opponent	Score	RPI S	Opponent	Score	RPI S	Opponent	Score	Team's RPI: 192
33 N	Villanova	55 79	78 A	Washington	60 83	113 A	North Dakota	76 65	113 H	North Dakota	78 67	
						120 A	Montana	79 84	121 A	Sacramento St.	95 107	
						126 H	Southern Utah	81 87	135 A	Wyoming	62 72	
						139 A	Eastern Wash.	66 81	139 H	Eastern Wash.	78 74	
						167 H	Cal St. Northridge	85 69	184 H	Idaho St.	63 74	
						204 A	Northern Colo.	68 55	204 H	Northern Colo.	59 65	
						231 A	Seattle	63 74	266 A	Portland St.	61 72	
						266 H	Portland St.	89 78	277 A	Northern Ariz.	80 72	
						279 H	Denver	89 69	321 H	Weber St.	87 71	
						327 N	Valparaiso	96 85				
LAST 12 Division I GAMES:												
204 H	Northern Colo.	59 65	184 H	Idaho St.	63 74							
113 H	North Dakota	78 67	321 H	Weber St.	87 71							
266 A	Portland St.	61 72	113 A	North Dakota	76 65							
139 A	Eastern Wash.	66 81	204 A	Northern Colo.	68 55							
120 A	Montana	79 84	139 H	Eastern Wash.	78 74							
126 H	Southern Utah	81 87	266 H	Portland St.	89 78							

Non-Div I Games: Carroll (MT) 50 36 Mont. St. Billings 58 49

Montana St.

Loss, Non-Conf, S Site, H Home A Away N Neutral



Average RPI Win:	225	WON-LOST	WINNING	LAST 10	STRENGTH OF	OPP. STRENGTH	TEAM	ADJ.	CONF.	ADJ CONF.
Average RPI Loss:	133	RECORD	PCT. RANK	GAMES	SCHEDULE	OF SCHEDULE	RPI	RPI	RPI	RPI
DIV. I ONLY	10- 14	216	5- 5	115	188	193	193	9	9	
DIV. I NON-CONF.	5- 8	220	0- 1	258	318	279	279	9	9	
TOTALS	RPI 1-25	RPI 26-50	W-L RECORDS	RPI 51-100	RPI 101-150	RPI 150+				
10- 14	1- 0	0- 0	OVERALL	1- 7	0- 4	8- 3				
7- 4	0- 0	0- 0	HOME	1- 3	0- 1	6- 0				
3- 8	1- 0	0- 0	AWAY	0- 4	0- 2	2- 2				
0- 2	0- 0	0- 0	NEUTRAL	0- 0	0- 1	0- 1				
5- 8	0- 0	0- 0	NON-CONFERENCE	0- 2	0- 3	5- 3				
5- 1	0- 0	0- 0	HOME	0- 1	0- 0	5- 0				
0- 5	0- 0	0- 0	AWAY	0- 1	0- 2	0- 2				
0- 2	0- 0	0- 0	NEUTRAL	0- 0	0- 1	0- 1				
5- 6	1- 0	0- 0	CONFERENCE	1- 5	0- 1	3- 0				
2- 3	0- 0	0- 0	HOME	1- 2	0- 1	1- 0				
3- 3	1- 0	0- 0	AWAY	0- 3	0- 0	2- 0				
0- 0	0- 0	0- 0	NEUTRAL	0- 0	0- 0	0- 0				

RPI 1-25				RPI 26-50				RPI 51-100				RPI 101+ Team's RPI: 193			
RPI	S	Opponent	Score	RPI	S	Opponent	Score	RPI	S	Opponent	Score	RPI	S	Opponent	Score
13	A	Saint Joseph's	69 65					53	A	Indiana	69 85	109	A	Winthrop	61 70
								57	A	St. Bonaventure	60 62	130	H	Richmond	58 67
								57	H	St. Bonaventure	72 65	134	N	Holy Cross	49 51
								58	A	Fordham	52 74	143	A	UNI	65 74
								58	H	Fordham	45 56	178	H	La Salle	53 43
								74	H	Duquesne	47 59	191	H	Tulsa	65 54
								91	H	Missouri	59 74	242	H	Evansville	50 49
								100	A	George Washington	61 84	245	A	Western Ill.	85 87
												291	A	George Mason	65 62
												295	N	William & Mary	56 66
												308	H	Southeast Mo. St.	52 34
												313	A	Murray St.	64 83
												317	H	Eastern Ill.	71 52
												325	A	Rhode Island	58 50
												327	H	Valparaiso	78 56
LAST 12 Division I GAMES:															
				57	H	St. Bonaventure	72 65	130	H	Richmond	58 67				
				291	A	George Mason	65 62	57	A	St. Bonaventure	60 62				
				58	H	Fordham	45 56	74	H	Duquesne	47 59				
				178	H	La Salle	53 43	100	A	George Washington	61 84				
				13	A	Saint Joseph's	69 65	58	A	Fordham	52 74				
				325	A	Rhode Island	58 50	134	N	Holy Cross	49 51				

Non-Div I Games:

Saint Louis



Average RPI Win:	236	WON-LOST	WINNING	LAST 10	STRENGTH OF	OPP. STRENGTH	TEAM	ADJ.	CONF.	ADJ CONF.
Average RPI Loss:	170	RECORD	PCT. RANK	GAMES	SCHEDULE	OF SCHEDULE	RPI	RPI	RPI	RPI
DIV. I ONLY	10- 11	180	3- 5	218	211	194	194	24	24	
DIV. I NON-CONF.	5- 5	148	0- 0	245	93	177	177	23	23	
TOTALS	RPI 1-25	RPI 26-50	W-L RECORDS	RPI 51-100	RPI 101-150	RPI 150+				
10- 11	0- 2	0- 0	OVERALL	0- 1	0- 0	10- 8				
5- 2	0- 0	0- 0	HOME	0- 0	0- 0	5- 2				
2- 8	0- 2	0- 0	AWAY	0- 1	0- 0	2- 5				
3- 1	0- 0	0- 0	NEUTRAL	0- 0	0- 0	3- 1				
5- 5	0- 2	0- 0	NON-CONFERENCE	0- 1	0- 0	5- 2				
2- 0	0- 0	0- 0	HOME	0- 0	0- 0	2- 0				
0- 4	0- 2	0- 0	AWAY	0- 1	0- 0	0- 1				
3- 1	0- 0	0- 0	NEUTRAL	0- 0	0- 0	3- 1				
5- 6	0- 0	0- 0	CONFERENCE	0- 0	0- 0	5- 6				
3- 2	0- 0	0- 0	HOME	0- 0	0- 0	3- 2				
2- 4	0- 0	0- 0	AWAY	0- 0	0- 0	2- 4				
0- 0	0- 0	0- 0	NEUTRAL	0- 0	0- 0	0- 0				

RPI 1-25				RPI 26-50				RPI 51-100				RPI 101+ Team's RPI: 194			
RPI	S	Opponent	Score	RPI	S	Opponent	Score	RPI	S	Opponent	Score	RPI	S	Opponent	Score
14	A	Baylor	54 88					70	A	Arkansas	53 74	153	N	Savannah St.	77 56
24	A	Texas	60 90									160	N	UTSA	49 62
												199	H	Nicholls St.	76 60
												201	H	Stephen F. Austin	66 54
												205	A	Central Ark.	61 73
												206	H	McNeese St.	57 59
												207	A	Lamar	67 60
												207	H	Lamar	79 84
												224	A	Sam Houston St.	53 57
												224	H	Sam Houston St.	78 59
												230	A	A&M-Corpus Christi	65 59
												234	A	Louisiana Tech	40 74
												246	H	Houston	74 70
												253	A	Houston Baptist	56 67
												268	A	Oral Roberts	51 62
												286	N	New Mexico St.	73 63
												293	H	Jackson St.	71 52
												319	N	North Dakota St.	57 50
LAST 12 Division I GAMES:															
207	A	Lamar	67 60	201	H	Stephen F. Austin	66 54								
224	A	Sam Houston St.	53 57	253	A	Houston Baptist	56 67								
199	H	Nicholls St.	76 60	230	A	A&M-Corpus Christi	65 59								
206	H	McNeese St.	57 59	207	H	Lamar	79 84								
268	A	Oral Roberts	51 62	224	H	Sam Houston St.	78 59								
205	A	Central Ark.	61 73	319	N	North Dakota St.	57 50								

Non-Div I Games: Incarnate Word 72 66 Southern Ark. 77 53 Abilene Christian 76 72 Ark.-Monticello 63 40 Northwestern St.

Loss, Non-Conf, S Site, H Home A Away N Neutral



Average RPI Win:	238	WON-LOST	WINNING	LAST 10	STRENGTH OF	OPP. STRENGTH	TEAM	ADJ.	CONF.	ADJ CONF.
Average RPI Loss:	163	RECORD	PCT. RANK	GAMES	SCHEDULE	OF SCHEDULE	RPI	RPI	RPI	RPI
DIV. I ONLY	12- 9	121	8- 2	310	176	195	195	19	19	
DIV. I NON-CONF.	3- 6	242	0- 0	313	228	319	319	22	22	
TOTALS	RPI 1-25	RPI 26-50	W-L RECORDS	RPI 51-100	RPI 101-150	RPI 150+				
12- 9	0- 0	0- 0	OVERALL	0- 0	0- 6	12- 3				
8- 2	0- 0	0- 0	HOME	0- 0	0- 1	8- 1				
4- 7	0- 0	0- 0	AWAY	0- 0	0- 5	4- 2				
0- 0	0- 0	0- 0	NEUTRAL	0- 0	0- 0	0- 0				
3- 6	0- 0	0- 0	NON-CONFERENCE	0- 0	0- 4	3- 2				
3- 2	0- 0	0- 0	HOME	0- 0	0- 1	3- 1				
0- 4	0- 0	0- 0	AWAY	0- 0	0- 3	0- 1				
0- 0	0- 0	0- 0	NEUTRAL	0- 0	0- 0	0- 0				
9- 3	0- 0	0- 0	CONFERENCE	0- 0	0- 2	9- 1				
5- 0	0- 0	0- 0	HOME	0- 0	0- 0	5- 0				
4- 3	0- 0	0- 0	AWAY	0- 0	0- 2	4- 1				
0- 0	0- 0	0- 0	NEUTRAL	0- 0	0- 0	0- 0				

RPI 1-25			RPI 26-50			RPI 51-100			RPI 101+			Team's RPI: 195
RPI	S	Opponent	Score	RPI	S	Opponent	Score	RPI	S	Opponent	Score	
								126	H	Southern Utah	86	90
								131	A	Portland	71	85
								135	A	Wyoming	48	55
								139	A	Eastern Wash.	66	81
								145	A	Fresno St.	63	72
								149	A	South Dakota	61	74
								166	H	San Francisco	70	76
								168	H	Nevada	67	64
								184	H	Idaho St.	72	70
								189	A	San Diego St.	65	75
								189	H	San Diego St.	73	64
								197	A	Utah St.	71	68
								197	H	Utah St.	83	62
								225	H	UNLV	79	49
								238	H	Cal St. Fullerton	66	64
								258	A	San Jose St.	90	69
								261	A	New Mexico	86	80
								261	H	New Mexico	74	60
								286	A	New Mexico St.	68	98
								341	H	Utah Valley	63	60
								342	A	Air Force	77	63
LAST 12 Division I GAMES:												
261	A	New Mexico	86	80	261	H	New Mexico	74	60			
197	H	Utah St.	83	62	197	A	Utah St.	71	68			
189	A	San Diego St.	65	75	168	H	Nevada	67	64			
225	H	UNLV	79	49	135	A	Wyoming	48	55			
342	A	Air Force	77	63	189	H	San Diego St.	73	64			
258	A	San Jose St.	90	69	145	A	Fresno St.	63	72			

Non-Div I Games: Lewis-Clark St. 76 68 Col. of Idaho 92 56

Boise St.

■ Loss, 
 ■ Non-Conf, S Site, 
 ■ Home 
 ■ Away 
 N Neutral



Average RPI Win:	234	WON-LOST	WINNING	LAST 10	STRENGTH OF	OPP. STRENGTH	TEAM	ADJ.	CONF.	ADJ CONF.
Average RPI Loss:	131	RECORD	PCT. RANK	GAMES	SCHEDULE	OF SCHEDULE	RPI	RPI	RPI	RPI
DIV. I ONLY	11- 11	160	3- 7	252	111	196	196	10	10	
DIV. I NON-CONF.	8- 3	67	1- 0	328	156	144	144	11	11	
TOTALS	RPI 1-25	RPI 26-50	W-L RECORDS	RPI 51-100	RPI 101-150	RPI 150+				
11- 11	0- 0	0- 1	OVERALL	0- 3	1- 2	10- 5				
6- 4	0- 0	0- 1	HOME	0- 1	1- 1	5- 1				
4- 7	0- 0	0- 0	AWAY	0- 2	0- 1	4- 4				
1- 0	0- 0	0- 0	NEUTRAL	0- 0	0- 0	1- 0				
8- 3	0- 0	0- 0	NON-CONFERENCE	0- 1	0- 1	8- 1				
4- 0	0- 0	0- 0	HOME	0- 0	0- 0	4- 0				
3- 3	0- 0	0- 0	AWAY	0- 1	0- 1	3- 1				
1- 0	0- 0	0- 0	NEUTRAL	0- 0	0- 0	1- 0				
3- 8	0- 0	0- 1	CONFERENCE	0- 2	1- 1	2- 4				
2- 4	0- 0	0- 1	HOME	0- 1	1- 1	1- 1				
1- 4	0- 0	0- 0	AWAY	0- 1	0- 0	1- 3				
0- 0	0- 0	0- 0	NEUTRAL	0- 0	0- 0	0- 0				

RPI S	Opponent	Score	RPI S	Opponent	Score	RPI S	Opponent	Score	RPI S	Opponent	Score	Team's RPI: 196
28	H Middle Tenn.	77 83	55	A Ohio St.	88 91	112	A Akron	69 98				
			61	A East Carolina	58 61	138	H UAB	91 94				
			81	H Tulane	62 74	150	H Rice	97 69				
						156	A FIU	72 76				
						156	H FIU	88 96				
						169	H UCF	82 69				
						173	A Old Dominion	44 80				
						181	A Cleveland St.	81 78				
						191	A Tulsa	91 86				
						222	H North Texas	82 69				
						233	N Jacksonville	71 62				
						234	A Louisiana Tech	63 64				
						244	A Texas Tech	63 76				
						245	A Western Ill.	81 77				
						263	H Bethune-Cookman	81 65				
						297	A UNC Wilmington	81 64				
						299	H Ga. Southern	82 58				
						325	H Rhode Island	78 62				
LAST 12 Division I GAMES:												
28	H Middle Tenn.	77 83	234	A Louisiana Tech	63 64							
81	H Tulane	62 74	173	A Old Dominion	44 80							
191	A Tulsa	91 86	156	H FIU	88 96							
138	H UAB	91 94	150	H Rice	97 69							
156	A FIU	72 76	61	A East Carolina	58 61							
222	H North Texas	82 69	263	H Bethune-Cookman	81 65							

Non-Div I Games: Abilene Christian 67 63 Fla. Memorial 120 43

Fla. Atlantic

Loss, Non-Conf, S Site, H Home A Away N Neutral



Average RPI Win:	227	WON-LOST	WINNING	LAST 10	STRENGTH OF	OPP. STRENGTH	TEAM	ADJ.	CONF.	ADJ CONF.
Average RPI Loss:	145	RECORD	PCT. RANK	GAMES	SCHEDULE	OF SCHEDULE	RPI	RPI	RPI	RPI
DIV. I ONLY	9- 13	224	2- 8	148	228	197	197	19	19	
DIV. I NON-CONF.	5- 4	131	0- 0	97	165	97	97	22	22	
TOTALS	RPI 1-25	RPI 26-50	W-L RECORDS	RPI 51-100	RPI 101-150	RPI 150+				
9- 13	0- 0	0- 2	OVERALL	0- 1	1- 3	8- 7				
5- 4	0- 0	0- 0	HOME	0- 0	1- 1	4- 3				
4- 8	0- 0	0- 2	AWAY	0- 0	0- 2	4- 4				
0- 1	0- 0	0- 0	NEUTRAL	0- 1	0- 0	0- 0				
5- 4	0- 0	0- 2	NON-CONFERENCE	0- 1	0- 1	5- 0				
3- 0	0- 0	0- 0	HOME	0- 0	0- 0	3- 0				
2- 3	0- 0	0- 2	AWAY	0- 0	0- 1	2- 0				
0- 1	0- 0	0- 0	NEUTRAL	0- 1	0- 0	0- 0				
4- 9	0- 0	0- 0	CONFERENCE	0- 0	1- 2	3- 7				
2- 4	0- 0	0- 0	HOME	0- 0	1- 1	1- 3				
2- 5	0- 0	0- 0	AWAY	0- 0	0- 1	2- 4				
0- 0	0- 0	0- 0	NEUTRAL	0- 0	0- 0	0- 0				

RPI S	Opponent	Score	RPI S	Opponent	Score	RPI S	Opponent	Score	RPI S	Opponent	Score	Team's RPI: 197
31	A Nebraska	75 95	39	A BYU	74 84	92	N Hampton	88 98	104	A Colorado St.	78 88	
									104	H Colorado St.	75 100	
									135	H Wyoming	80 75	
									149	A South Dakota	71 81	
									167	A Cal St. Northridge	75 67	
									168	A Nevada	66 70	
									168	H Nevada	72 76	
									174	H Utah	77 61	
									184	H Idaho St.	78 66	
									189	A San Diego St.	72 88	
									195	A Boise St.	62 83	
									195	H Boise St.	68 71	
									219	H Loyola Marymount	100 58	
									225	A UNLV	80 82	
									225	H UNLV	67 73	
									258	A San Jose St.	78 65	
									261	A New Mexico	75 69	
									305	A UC Santa Barbara	81 70	
									342	H Air Force	88 78	
LAST 12 Division I GAMES:												
225	A UNLV	80 82	189	A San Diego St.	72 88							
104	H Colorado St.	75 100	225	H UNLV	67 73							
195	A Boise St.	62 83	195	H Boise St.	68 71							
168	A Nevada	66 70	104	A Colorado St.	78 88							
135	H Wyoming	80 75	168	H Nevada	72 76							
261	A New Mexico	75 69	258	A San Jose St.	78 65							

Non-Div I Games: Black Hills St. 103 46 Col. of Idaho 81 86

Utah St.

Loss, Non-Conf, S Site, H Home A Away N Neutral



Average RPI Win:	271	WON-LOST	WINNING	LAST 10	STRENGTH OF	OPP. STRENGTH	TEAM	ADJ.	CONF.	ADJ CONF.
Average RPI Loss:	114	RECORD	PCT. RANK	GAMES	SCHEDULE	OF SCHEDULE	RPI	RPI	RPI	RPI
DIV. I ONLY	7- 15	275	2- 8	82	222	198	198	12	12	
DIV. I NON-CONF.	4- 6	210	0- 0	30	288	98	98	13	13	
TOTALS	RPI 1-25	RPI 26-50	W-L RECORDS	RPI 51-100	RPI 101-150	RPI 150+				
7- 15	0- 2	0- 3	OVERALL	0- 1	0- 3	7- 6				
3- 4	0- 0	0- 1	HOME	0- 0	0- 0	3- 3				
3- 9	0- 1	0- 2	AWAY	0- 1	0- 2	3- 3				
1- 2	0- 1	0- 0	NEUTRAL	0- 0	0- 1	1- 0				
4- 6	0- 2	0- 1	NON-CONFERENCE	0- 1	0- 1	4- 1				
1- 0	0- 0	0- 0	HOME	0- 0	0- 0	1- 0				
2- 4	0- 1	0- 1	AWAY	0- 1	0- 0	2- 1				
1- 2	0- 1	0- 0	NEUTRAL	0- 0	0- 1	1- 0				
3- 9	0- 0	0- 2	CONFERENCE	0- 0	0- 2	3- 5				
2- 4	0- 0	0- 1	HOME	0- 0	0- 0	2- 3				
1- 5	0- 0	0- 1	AWAY	0- 0	0- 2	1- 2				
0- 0	0- 0	0- 0	NEUTRAL	0- 0	0- 0	0- 0				

RPI 1-25				RPI 26-50				RPI 51-100				RPI 101+ Team's RPI: 198			
RPI	S	Opponent	Score	RPI	S	Opponent	Score	RPI	S	Opponent	Score	RPI	S	Opponent	Score
7	A	Louisville	33 90	34	H	Bowling Green	62 78	61	A	East Carolina	47 76	112	A	Akron	56 80
20	N	Maryland	60 84	35	A	Central Mich.	63 80					128	A	Buffalo	43 55
				47	A	James Madison	33 56					129	N	Ill.-Chicago	67 76
												164	H	Ball St.	63 79
												179	H	Eastern Mich.	55 68
												181	A	Cleveland St.	64 76
												186	A	Toledo	58 62
												186	H	Toledo	62 64
												215	H	Xavier	94 88
												237	A	Northern Ill.	51 74
												243	H	Miami (OH)	97 79
												248	H	Western Mich.	70 53
												250	A	Eastern Ky.	60 52
												289	A	Morehead St.	64 56
												311	A	Kent St.	76 59
												343	N	UMBC	84 36
LAST 12 Division I GAMES:															
186	A	Toledo	58 62	112	A	Akron	56 80								
179	H	Eastern Mich.	55 68	164	H	Ball St.	63 79								
128	A	Buffalo	43 55	311	A	Kent St.	76 59								
35	A	Central Mich.	63 80	248	H	Western Mich.	70 53								
34	H	Bowling Green	62 78	243	H	Miami (OH)	97 79								
186	H	Toledo	62 64	237	A	Northern Ill.	51 74								

Non-Div I Games: Notre Dame (OH) 72 55

Ohio

■ Loss, 
 ■ Non-Conf, 
 ■ S Site, 
 ■ Home 
 ■ A Away 
 N Neutral



Average RPI Win:	252	WON-LOST	WINNING	LAST 10	STRENGTH OF	OPP. STRENGTH	TEAM	ADJ.	CONF.	ADJ CONF.
Average RPI Loss:	158	RECORD	PCT. RANK	GAMES	SCHEDULE	OF SCHEDULE	RPI	RPI	RPI	RPI
DIV. I ONLY	12- 11	148	6- 4	299	175	199	199	24	24	
DIV. I NON-CONF.	4- 6	210	0- 0	139	66	173	173	23	23	
TOTALS	RPI 1-25	RPI 26-50	W-L RECORDS	RPI 51-100	RPI 101-150	RPI 150+				
12- 11	0- 2	0- 1	OVERALL	0- 1	0- 0	12- 7				
7- 1	0- 0	0- 0	HOME	0- 0	0- 0	7- 1				
4- 8	0- 2	0- 1	AWAY	0- 1	0- 0	4- 4				
1- 2	0- 0	0- 0	NEUTRAL	0- 0	0- 0	1- 2				
4- 6	0- 2	0- 1	NON-CONFERENCE	0- 1	0- 0	4- 2				
2- 0	0- 0	0- 0	HOME	0- 0	0- 0	2- 0				
1- 4	0- 2	0- 1	AWAY	0- 1	0- 0	1- 0				
1- 2	0- 0	0- 0	NEUTRAL	0- 0	0- 0	1- 2				
8- 5	0- 0	0- 0	CONFERENCE	0- 0	0- 0	8- 5				
5- 1	0- 0	0- 0	HOME	0- 0	0- 0	5- 1				
3- 4	0- 0	0- 0	AWAY	0- 0	0- 0	3- 4				
0- 0	0- 0	0- 0	NEUTRAL	0- 0	0- 0	0- 0				

RPI 1-25				RPI 26-50				RPI 51-100				RPI 101+ Team's RPI: 199			
RPI	S	Opponent	Score	RPI	S	Opponent	Score	RPI	S	Opponent	Score	RPI	S	Opponent	Score
11	A	Texas A&M	39 73	49	A	Southern Miss.	66 84	67	A	Stetson	65 74	180	N	Georgetown	55 67
14	A	Baylor	58 111									183	H	Texas Southern	79 70
												194	A	Northwestern St.	60 76
												201	A	Stephen F. Austin	75 74
												205	H	Central Ark.	69 60
												206	A	McNeese St.	71 63
												207	A	Lamar	68 82
												224	A	Sam Houston St.	50 51
												230	H	A&M-Corpus Christi	67 60
												234	H	Louisiana Tech	80 78
												246	A	Southeastern La.	66 68
												246	H	Southeastern La.	84 55
												253	H	Houston Baptist	61 66
												263	N	Bethune-Cookman	73 56
												268	H	Oral Roberts	71 60
												292	N	UC Riverside	64 74
												294	A	South Ala.	68 60
												344	A	New Orleans	63 45
												344	H	New Orleans	89 40
LAST 12 Division I GAMES:															
246	A	Southeastern La.	66 68	206	A	McNeese St.	71 63								
344	A	New Orleans	63 45	230	H	A&M-Corpus Christi	67 60								
194	A	Northwestern St.	60 76	253	H	Houston Baptist	61 66								
201	A	Stephen F. Austin	75 74	224	A	Sam Houston St.	50 51								
205	H	Central Ark.	69 60	207	A	Lamar	68 82								
268	H	Oral Roberts	71 60	246	H	Southeastern La.	84 55								

Non-Div I Games: Southern-N.O. 91 58

Nicholls St.

■ Loss, 
 ■ Non-Conf, 
 ■ S Site, 
 ■ Home 
 ■ A Away 
 N Neutral



Belmont

Through Games Of Feb. 16, 2014

Average RPI Win:	282	WON-LOST	WINNING	LAST 10	STRENGTH OF	OPP. STRENGTH	TEAM	ADJ.	CONF.	ADJ CONF.
Average RPI Loss:	143	RECORD	PCT. RANK	GAMES	SCHEDULE	OF SCHEDULE	RPI	RPI	RPI	RPI
DIV. I ONLY	12- 14	183	7- 3	176	297	200	200	30	30	
DIV. I NON-CONF.	3- 10	285	0- 0	58	181	212	212	29	29	
TOTALS	RPI 1-25	RPI 26-50	W-L RECORDS	RPI 51-100	RPI 101-150	RPI 150+				
12- 14	0- 1	0- 3	OVERALL	0- 3	0- 2	12- 5				
8- 3	0- 0	0- 1	HOME	0- 0	0- 0	8- 2				
4- 9	0- 1	0- 1	AWAY	0- 3	0- 1	4- 3				
0- 2	0- 0	0- 1	NEUTRAL	0- 0	0- 1	0- 0				
3- 10	0- 1	0- 3	NON-CONFERENCE	0- 2	0- 2	3- 2				
2- 2	0- 0	0- 1	HOME	0- 0	0- 0	2- 1				
1- 6	0- 1	0- 1	AWAY	0- 2	0- 1	1- 1				
0- 2	0- 0	0- 1	NEUTRAL	0- 0	0- 1	0- 0				
9- 4	0- 0	0- 0	CONFERENCE	0- 1	0- 0	9- 3				
6- 1	0- 0	0- 0	HOME	0- 0	0- 0	6- 1				
3- 3	0- 0	0- 0	AWAY	0- 1	0- 0	3- 2				
0- 0	0- 0	0- 0	NEUTRAL	0- 0	0- 0	0- 0				

RPI 1-25				RPI 26-50				RPI 51-100				RPI 101+ Team's RPI: 200			
RPI	S	Opponent	Score	RPI	S	Opponent	Score	RPI	S	Opponent	Score	RPI	S	Opponent	Score
9	A	Purdue	46 76	41	N	UTEP	74 88	91	A	Missouri	70 82	107	A	IUPUI	58 80
				44	A	Chattanooga	65 76	95	A	UT Martin	53 82	147	N	Western Ky.	46 66
				48	H	Georgia	55 81	99	A	Wake Forest	49 69	209	H	Mercer	69 62
												230	H	A&M-Corpus Christi	62 72
												240	A	Georgia St.	84 87
												250	H	Eastern Ky.	59 75
												254	A	Tennessee Tech	69 56
												254	H	Tennessee Tech	62 53
												267	H	Austin Peay	69 67
												281	H	Jacksonville St.	92 50
												289	A	Morehead St.	70 67
												289	H	Morehead St.	71 65
												290	A	Tennessee St.	51 64
												290	H	Tennessee St.	57 48
												306	A	SIU Edwardsville	56 68
												308	A	Southeast Mo. St.	81 74
												311	H	Kent St.	84 60
												313	H	Murray St.	67 57
												320	A	Lipscomb	68 52
LAST 12 Division I GAMES:															
290	H	Tennessee St.	57 48	290	A	Tennessee St.	51 64								
267	H	Austin Peay	69 67	313	H	Murray St.	67 57								
289	A	Morehead St.	70 67	95	A	UT Martin	53 82								
254	A	Tennessee Tech	69 56	281	H	Jacksonville St.	92 50								
289	H	Morehead St.	71 65	254	H	Tennessee Tech	62 53								
250	H	Eastern Ky.	59 75	308	A	Southeast Mo. St.	81 74								

Non-Div I Games:

Belmont

Loss, Non-Conf, S Site, H Home A Away N Neutral



Average RPI Win:	237	WON-LOST	WINNING	LAST 10	STRENGTH OF	OPP. STRENGTH	TEAM	ADJ.	CONF.	ADJ CONF.
Average RPI Loss:	174	RECORD	PCT. RANK	GAMES	SCHEDULE	OF SCHEDULE	RPI	RPI	RPI	RPI
DIV. I ONLY	10- 11	180	3- 5	234	225	201	201	24	24	
DIV. I NON-CONF.	4- 6	210	0- 0	283	118	246	246	23	23	
TOTALS	RPI 1-25	RPI 26-50	W-L RECORDS	RPI 51-100	RPI 101-150	RPI 150+				
10- 11	0- 1	0- 0	OVERALL	0- 3	0- 0	10- 7				
5- 3	0- 0	0- 0	HOME	0- 2	0- 0	5- 1				
4- 7	0- 1	0- 0	AWAY	0- 1	0- 0	4- 5				
1- 1	0- 0	0- 0	NEUTRAL	0- 0	0- 0	1- 1				
4- 6	0- 1	0- 0	NON-CONFERENCE	0- 3	0- 0	4- 2				
2- 2	0- 0	0- 0	HOME	0- 2	0- 0	2- 0				
1- 3	0- 1	0- 0	AWAY	0- 1	0- 0	1- 1				
1- 1	0- 0	0- 0	NEUTRAL	0- 0	0- 0	1- 1				
6- 5	0- 0	0- 0	CONFERENCE	0- 0	0- 0	6- 5				
3- 1	0- 0	0- 0	HOME	0- 0	0- 0	3- 1				
3- 4	0- 0	0- 0	AWAY	0- 0	0- 0	3- 4				
0- 0	0- 0	0- 0	NEUTRAL	0- 0	0- 0	0- 0				

RPI 1-25				RPI 26-50				RPI 51-100				RPI 101+ Team's RPI: 201			
RPI	S	Opponent	Score	RPI	S	Opponent	Score	RPI	S	Opponent	Score	RPI	S	Opponent	Score
5	A	LSU	58 86					67	H	Stetson	77 84	194	A	Northwestern St.	54 66
								80	H	SMU	69 81	199	H	Nicholls St.	74 75
								89	A	TCU	52 60	205	A	Central Ark.	42 65
												206	H	McNeese St.	69 49
												207	A	Lamar	73 75
												207	H	Lamar	64 43
												224	A	Sam Houston St.	58 52
												224	H	Sam Houston St.	89 59
												228	A	Arizona	60 56
												230	A	A&M-Corpus Christi	58 51
												240	H	Georgia St.	66 60
												253	A	Houston Baptist	71 60
												268	A	Oral Roberts	55 64
												270	N	Prairie View	76 70
												285	A	La.-Monroe	83 85
												287	H	Grambling	92 55
												311	N	Kent St.	52 54
LAST 12 Division I GAMES:															
224	A	Sam Houston St.	58 52	194	A	Northwestern St.	54 66								
207	A	Lamar	73 75	230	A	A&M-Corpus Christi	58 51								
206	H	McNeese St.	69 49	253	A	Houston Baptist	71 60								
199	H	Nicholls St.	74 75	224	H	Sam Houston St.	89 59								
205	A	Central Ark.	42 65	207	H	Lamar	64 43								
268	A	Oral Roberts	55 64	287	H	Grambling	92 55								

Non-Div I Games: Henderson St. 72 56 Abilene Christian 80 59 Incarnate Word 79 59 Tex. A&M-Commerce 101 59

Stephen F. Austin



Average RPI Win: <b>244</b>	WON-LOST	WINNING	LAST 10	STRENGTH OF	OPP. STRENGTH	TEAM	ADJ.	CONF.	ADJ CONF.
Average RPI Loss: <b>116</b>	RECORD	PCT. RANK	GAMES	SCHEDULE	OF SCHEDULE	RPI	RPI	RPI	RPI
DIV. I ONLY	<b>11- 16</b>	<b>231</b>	<b>5- 5</b>	<b>171</b>	<b>135</b>	<b>202</b>	<b>202</b>	<b>11</b>	<b>11</b>
DIV. I NON-CONF.	<b>5- 8</b>	<b>220</b>	<b>0- 0</b>	<b>189</b>	<b>193</b>	<b>201</b>	<b>201</b>	<b>12</b>	<b>12</b>
TOTALS	RPI 1-25	RPI 26-50	W-L RECORDS	RPI 51-100	RPI 101-150	RPI 150+			
11- 16	0- 1	0- 0	OVERALL	0- 7	2- 3	9- 5			
5- 6	0- 0	0- 0	HOME	0- 3	1- 1	4- 2			
5- 8	0- 1	0- 0	AWAY	0- 3	1- 2	4- 2			
1- 2	0- 0	0- 0	NEUTRAL	0- 1	0- 0	1- 1			
5- 8	0- 1	0- 0	NON-CONFERENCE	0- 3	0- 1	5- 3			
1- 3	0- 0	0- 0	HOME	0- 1	0- 0	1- 2			
3- 3	0- 1	0- 0	AWAY	0- 1	0- 1	3- 0			
1- 2	0- 0	0- 0	NEUTRAL	0- 1	0- 0	1- 1			
6- 8	0- 0	0- 0	CONFERENCE	0- 4	2- 2	4- 2			
4- 3	0- 0	0- 0	HOME	0- 2	1- 1	3- 0			
2- 5	0- 0	0- 0	AWAY	0- 2	1- 1	1- 2			
0- 0	0- 0	0- 0	NEUTRAL	0- 0	0- 0	0- 0			

RPI	S	Opponent	Score	RPI	S	Opponent	Score	RPI	S	Opponent	Score	RPI	S	Opponent	Score	Team's RPI: 202
2	A	UConn	38 <b>96</b>					57	N	St. Bonaventure	64 <b>65</b>	108	A	Boston College	52 <b>63</b>	
								59	H	Marist	65 <b>76</b>	123	H	Bucknell	86 58	
								60	A	Navy	50 <b>70</b>	125	A	Lafayette	61 59	
								60	H	Navy	57 <b>68</b>	125	H	Lafayette	63 <b>68</b>	
								73	A	Harvard	67 <b>76</b>	134	A	Holy Cross	59 <b>69</b>	
								87	A	Army	45 <b>72</b>	173	N	Old Dominion	56 <b>62</b>	
								97	H	American	56 <b>63</b>	188	H	Northeastern	62 <b>73</b>	
												208	H	Yale	68 <b>78</b>	
												212	A	Colgate	64 <b>81</b>	
												212	H	Colgate	72 68	
												213	A	Lehigh	54 <b>67</b>	
												213	H	Lehigh	71 64	
												228	A	New Hampshire	69 58	
												271	A	Loyola Maryland	70 60	
												271	H	Loyola Maryland	74 55	
												282	N	Monmouth	52 43	
												298	A	Massachusetts	66 63	
												325	H	Rhode Island	52 49	
												336	A	Vermont	80 62	
LAST 12 Division I GAMES:																
271	H	Loyola Maryland	74 55	123	H	Bucknell	86 58									
212	H	Colgate	72 68	97	H	American	56 <b>63</b>									
125	A	Lafayette	61 59	271	A	Loyola Maryland	70 60									
60	H	Navy	57 <b>68</b>	212	A	Colgate	64 <b>81</b>									
213	A	Lehigh	54 <b>67</b>	125	H	Lafayette	63 <b>68</b>									
87	A	Army	45 <b>72</b>	60	A	Navy	50 <b>70</b>									

Non-Div I Games:

Boston U.

■ Loss, 
 ■ Non-Conf, S Site, 
 ■ Home 
 ■ Away 
 N Neutral



Towson

Average RPI Win: 210

Average RPI Loss: 149

WON-LOST RECORD

WINNING PCT. RANK

LAST 10 GAMES

STRENGTH OF SCHEDULE

OPP. STRENGTH OF SCHEDULE

TEAM RPI

ADJ. RPI

CONF. RPI

ADJ CONF. RPI

DIV. I ONLY

DIV. I NON-CONF.

11- 14

6- 7

193

165

3- 7

0- 0

190

268

150

197

203

214

203

214

13

10

13

10

TOTALS

RPI 1-25

RPI 26-50

W-L RECORDS

RPI 51-100

RPI 101-150

RPI 150+

11- 14

0- 2

0- 2

OVERALL

1- 2

1- 3

9- 5

6- 6

0- 1

0- 1

HOME

0- 2

0- 1

6- 1

5- 8

0- 1

0- 1

AWAY

1- 0

1- 2

3- 4

0- 0

0- 0

0- 0

NEUTRAL

0- 0

0- 0

0- 0

6- 7

0- 2

0- 0

NON-CONFERENCE

1- 1

0- 1

5- 3

4- 2

0- 1

0- 0

HOME

0- 1

0- 0

4- 0

2- 5

0- 1

0- 0

AWAY

1- 0

0- 1

1- 3

0- 0

0- 0

0- 0

NEUTRAL

0- 0

0- 0

0- 0

5- 7

0- 0

0- 2

CONFERENCE

0- 1

1- 2

4- 2

2- 4

0- 0

0- 1

HOME

0- 1

0- 1

2- 1

3- 3

0- 0

0- 1

AWAY

0- 0

1- 1

2- 1

0- 0

0- 0

0- 0

NEUTRAL

0- 0

0- 0

0- 0

RPI 1-25

RPI 26-50

RPI 51-100

RPI 101+ Team's RPI: 203

RPI S Opponent Score

16 A North Carolina St. 46 69

20 H Maryland 53 90

RPI S Opponent Score

47 A James Madison 40 82

47 H James Madison 57 62

RPI S Opponent Score

60 H Navy 55 56

98 H Drexel 43 60

100 A George Washington 68 67

RPI S Opponent Score

116 A Delaware 43 52

116 H Delaware 44 69

123 A Bucknell 62 78

140 A Col. of Charleston 64 60

165 A Coppin St. 66 59

172 A Hofstra 62 56

172 H Hofstra 65 63

188 A Northeastern 67 62

188 H Northeastern 66 65

239 A Maine 58 72

269 H Manhattan 63 43

271 H Loyola Maryland 67 46

291 A George Mason 58 60

295 A William & Mary 60 69

297 H UNC Wilmington 53 54

302 H LIU Brooklyn 76 56

323 A Morgan St. 63 69

343 H UMBC 64 57

LAST 12 Division I GAMES:

116 A Delaware 43 52

98 H Drexel 43 60

47 A James Madison 40 82

172 H Hofstra 65 63

188 A Northeastern 67 62

116 H Delaware 44 69

295 A William & Mary 60 69

140 A Col. of Charleston 64 60

297 H UNC Wilmington 53 54

47 H James Madison 57 62

188 H Northeastern 66 65

172 A Hofstra 62 56

Non-Div I Games:

Towson

Loss, Non-Conf, S Site, H Home A Away N Neutral

Page 203

Non-Div I Games:

Towson



Average RPI Win:	265	WON-LOST	WINNING	LAST 10	STRENGTH OF	OPP. STRENGTH	TEAM	ADJ.	CONF.	ADJ CONF.
Average RPI Loss:	111	RECORD	PCT. RANK	GAMES	SCHEDULE	OF SCHEDULE	RPI	RPI	RPI	RPI
DIV. I ONLY	12- 11	148	5- 5	249	183	204	204	15	15	
DIV. I NON-CONF.	5- 3	106	0- 0	272	238	164	164	17	17	
TOTALS	RPI 1-25	RPI 26-50	W-L RECORDS	RPI 51-100	RPI 101-150	RPI 150+				
12- 11	0- 1	0- 2	OVERALL	0- 0	1- 6	11- 2				
6- 6	0- 0	0- 1	HOME	0- 0	1- 3	5- 2				
6- 5	0- 1	0- 1	AWAY	0- 0	0- 3	6- 0				
0- 0	0- 0	0- 0	NEUTRAL	0- 0	0- 0	0- 0				
5- 3	0- 1	0- 2	NON-CONFERENCE	0- 0	0- 0	5- 0				
3- 1	0- 0	0- 1	HOME	0- 0	0- 0	3- 0				
2- 2	0- 1	0- 1	AWAY	0- 0	0- 0	2- 0				
0- 0	0- 0	0- 0	NEUTRAL	0- 0	0- 0	0- 0				
7- 8	0- 0	0- 0	CONFERENCE	0- 0	1- 6	6- 2				
3- 5	0- 0	0- 0	HOME	0- 0	1- 3	2- 2				
4- 3	0- 0	0- 0	AWAY	0- 0	0- 3	4- 0				
0- 0	0- 0	0- 0	NEUTRAL	0- 0	0- 0	0- 0				

RPI 1-25				RPI 26-50				RPI 51-100				RPI 101+ Team's RPI: 204			
RPI	S	Opponent	Score	RPI	S	Opponent	Score	RPI	S	Opponent	Score	RPI	S	Opponent	Score
25	A	Oklahoma St.	51 87	41	A	UTEP	40 63					113	A	North Dakota	51 63
				45	H	San Diego	56 69					113	H	North Dakota	65 68
												120	A	Montana	55 61
												120	H	Montana	57 54
												121	A	Sacramento St.	64 74
												126	H	Southern Utah	63 75
												139	H	Eastern Wash.	51 52
												184	A	Idaho St.	62 55
												184	H	Idaho St.	71 79
												192	A	Montana St.	65 59
												192	H	Montana St.	55 68
												222	H	North Texas	75 69
												266	H	Portland St.	77 60
												277	A	Northern Ariz.	86 82
												279	H	Denver	74 71
												319	A	North Dakota St.	74 70
												321	A	Weber St.	68 49
												321	H	Weber St.	70 63
												333	H	Omaha	78 73
												342	A	Air Force	71 60
LAST 12 Division I GAMES:															
				192	A	Montana St.	65 59					121	A	Sacramento St.	64 74
				120	A	Montana	55 61					277	A	Northern Ariz.	86 82
				321	H	Weber St.	70 63					120	H	Montana	57 54
				184	H	Idaho St.	71 79					192	H	Montana St.	55 68
				139	H	Eastern Wash.	51 52					184	A	Idaho St.	62 55
				266	H	Portland St.	77 60					321	A	Weber St.	68 49

Non-Div I Games: Adams St. 58 49

Northern Colo.

■ Loss, 
 ■ Non-Conf, S Site, 
 ■ Home 
 ■ Away 
 N Neutral



## Central Ark.

Through Games Of Feb. 16, 2014

Average RPI Win:	246	WON-LOST	WINNING	LAST 10	STRENGTH OF	OPP. STRENGTH	TEAM	ADJ.	CONF.	ADJ CONF.
Average RPI Loss:	190	RECORD	PCT. RANK	GAMES	SCHEDULE	OF SCHEDULE	RPI	RPI	RPI	RPI
DIV. I ONLY	12- 8	107	6- 2	306	280	205	205	24	24	
DIV. I NON-CONF.	4- 5	187	0- 0	285	253	244	244	23	23	
TOTALS	RPI 1-25	RPI 26-50	W-L RECORDS	RPI 51-100	RPI 101-150	RPI 150+				
12- 8	0- 0	0- 1	OVERALL	0- 1	1- 1	11- 5				
8- 3	0- 0	0- 1	HOME	0- 0	0- 1	8- 1				
4- 5	0- 0	0- 0	AWAY	0- 1	1- 0	3- 4				
0- 0	0- 0	0- 0	NEUTRAL	0- 0	0- 0	0- 0				
4- 5	0- 0	0- 1	NON-CONFERENCE	0- 1	1- 1	3- 2				
2- 3	0- 0	0- 1	HOME	0- 0	0- 1	2- 1				
2- 2	0- 0	0- 0	AWAY	0- 1	1- 0	1- 1				
0- 0	0- 0	0- 0	NEUTRAL	0- 0	0- 0	0- 0				
8- 3	0- 0	0- 0	CONFERENCE	0- 0	0- 0	8- 3				
6- 0	0- 0	0- 0	HOME	0- 0	0- 0	6- 0				
2- 3	0- 0	0- 0	AWAY	0- 0	0- 0	2- 3				
0- 0	0- 0	0- 0	NEUTRAL	0- 0	0- 0	0- 0				

RPI 1-25			RPI 26-50			RPI 51-100			RPI 101+ Team's RPI: 205		
RPI	S	Opponent	Score	RPI	S	Opponent	Score	RPI	S	Opponent	Score
				49	H	Southern Miss.	60 71	53	A	Indiana	53 80
								118	H	Arkansas St.	61 73
								142	A	Ole Miss	66 63
								194	H	Northwestern St.	73 61
								199	A	Nicholls St.	60 69
								201	H	Stephen F. Austin	65 42
								206	A	McNeese St.	65 50
								230	A	A&M-Corpus Christi	42 45
								230	H	A&M-Corpus Christi	66 62
								246	H	Southeastern La.	80 70
								253	A	Houston Baptist	57 55
								253	H	Houston Baptist	67 54
								267	A	Austin Peay	60 81
								268	A	Oral Roberts	60 70
								281	A	Jacksonville St.	58 54
								285	H	La.-Monroe	63 56
								311	H	Alcorn	71 39
								335	H	Southern Ill.	37 39
								344	H	New Orleans	62 30
LAST 12 Division I GAMES:											
253	A	Houston Baptist	57 55	201	H	Stephen F. Austin	65 42				
230	A	A&M-Corpus Christi	42 45	194	H	Northwestern St.	73 61				
344	H	New Orleans	62 30	268	A	Oral Roberts	60 70				
246	H	Southeastern La.	80 70	253	H	Houston Baptist	67 54				
199	A	Nicholls St.	60 69	230	H	A&M-Corpus Christi	66 62				
206	A	McNeese St.	65 50	118	H	Arkansas St.	61 73				

Non-Div I Games: Philander Smith 85 57 Central Baptist 98 36 Incarnate Word 60 40 Abilene Christian 67 54  
Central Ark.

Loss, Non-Conf, S Site, H Home A Away N Neutral



Average RPI Win:	263	WON-LOST	WINNING	LAST 10	STRENGTH OF	OPP. STRENGTH	TEAM	ADJ.	CONF.	ADJ CONF.
Average RPI Loss:	153	RECORD	PCT. RANK	GAMES	SCHEDULE	OF SCHEDULE	RPI	RPI	RPI	RPI
DIV. I ONLY	13- 9	112	6- 4	322	221	206	206	24	24	
DIV. I NON-CONF.	5- 4	131	0- 0	198	145	131	131	23	23	
TOTALS	RPI 1-25	RPI 26-50	W-L RECORDS	RPI 51-100	RPI 101-150	RPI 150+				
13- 9	0- 1	0- 1	OVERALL	0- 1	1- 0	12- 6				
7- 3	0- 0	0- 0	HOME	0- 0	1- 0	6- 3				
6- 5	0- 1	0- 0	AWAY	0- 1	0- 0	6- 3				
0- 1	0- 0	0- 1	NEUTRAL	0- 0	0- 0	0- 0				
5- 4	0- 1	0- 1	NON-CONFERENCE	0- 1	1- 0	4- 1				
3- 0	0- 0	0- 0	HOME	0- 0	1- 0	2- 0				
2- 3	0- 1	0- 0	AWAY	0- 1	0- 0	2- 1				
0- 1	0- 0	0- 1	NEUTRAL	0- 0	0- 0	0- 0				
8- 5	0- 0	0- 0	CONFERENCE	0- 0	0- 0	8- 5				
4- 3	0- 0	0- 0	HOME	0- 0	0- 0	4- 3				
4- 2	0- 0	0- 0	AWAY	0- 0	0- 0	4- 2				
0- 0	0- 0	0- 0	NEUTRAL	0- 0	0- 0	0- 0				

RPI 1-25				RPI 26-50				RPI 51-100				RPI 101+ Team's RPI: 206			
RPI	S	Opponent	Score	RPI	S	Opponent	Score	RPI	S	Opponent	Score	RPI	S	Opponent	Score
14	A	Baylor	57 82	38	N	Georgia Tech	60 69	81	A	Tulane	49 74	150	H	Rice	65 54
												183	A	Texas Southern	55 71
												194	A	Northwestern St.	59 57
												199	H	Nicholls St.	63 71
												201	A	Stephen F. Austin	49 69
												205	H	Central Ark.	50 65
												207	A	Lamar	58 72
												224	A	Sam Houston St.	59 55
												230	H	A&M-Corpus Christi	79 51
												234	H	Louisiana Tech	63 51
												246	A	Southeastern La.	75 61
												246	H	Southeastern La.	65 82
												253	H	Houston Baptist	66 62
												268	H	Oral Roberts	73 57
												285	H	La.-Monroe	78 63
												302	A	LIU Brooklyn	71 57
												340	A	Fairleigh Dickinson	69 62
												344	A	New Orleans	84 54
												344	H	New Orleans	82 59
LAST 12 Division I GAMES:															
344	A	New Orleans	84 54	199	H	Nicholls St.	63 71								
246	A	Southeastern La.	75 61	253	H	Houston Baptist	66 62								
201	A	Stephen F. Austin	49 69	230	H	A&M-Corpus Christi	79 51								
194	A	Northwestern St.	59 57	207	A	Lamar	58 72								
268	H	Oral Roberts	73 57	224	A	Sam Houston St.	59 55								
205	H	Central Ark.	50 65	344	H	New Orleans	82 59								

Non-Div I Games: Southern-N.O. 77 67 Wiley 88 69

McNeese St.

Loss, Non-Conf, S Site, H Home A Away N Neutral



Average RPI Win: <b>234</b>	WON-LOST	WINNING	LAST 10	STRENGTH OF	OPP. STRENGTH	TEAM	ADJ.	CONF.	ADJ CONF.
Average RPI Loss: <b>174</b>	RECORD	PCT. RANK	GAMES	SCHEDULE	OF SCHEDULE	RPI	RPI	RPI	RPI
DIV. I ONLY	11- 10	147	5- 3	272	241	207	207	24	24
DIV. I NON-CONF.	4- 6	210	0- 0	217	191	209	209	23	23
TOTALS	RPI 1-25	RPI 26-50	W-L RECORDS	RPI 51-100	RPI 101-150	RPI 150+			
11- 10	0- 1	0- 0	OVERALL	0- 1	0- 1	11- 7			
5- 4	0- 0	0- 0	HOME	0- 0	0- 1	5- 3			
5- 5	0- 1	0- 0	AWAY	0- 1	0- 0	5- 3			
1- 1	0- 0	0- 0	NEUTRAL	0- 0	0- 0	1- 1			
4- 6	0- 1	0- 0	NON-CONFERENCE	0- 1	0- 1	4- 3			
1- 2	0- 0	0- 0	HOME	0- 0	0- 1	1- 1			
2- 3	0- 1	0- 0	AWAY	0- 1	0- 0	2- 1			
1- 1	0- 0	0- 0	NEUTRAL	0- 0	0- 0	1- 1			
7- 4	0- 0	0- 0	CONFERENCE	0- 0	0- 0	7- 4			
4- 2	0- 0	0- 0	HOME	0- 0	0- 0	4- 2			
3- 2	0- 0	0- 0	AWAY	0- 0	0- 0	3- 2			
0- 0	0- 0	0- 0	NEUTRAL	0- 0	0- 0	0- 0			

RPI 1-25				RPI 26-50				RPI 51-100				RPI 101+ Team's RPI: 207			
RPI	S	Opponent	Score	RPI	S	Opponent	Score	RPI	S	Opponent	Score	RPI	S	Opponent	Score
25	A	Oklahoma St.	56 <b>83</b>					80	A	SMU	79 <b>82</b>	150	H	Rice	64 <b>67</b>
												160	A	UTSA	63 59
												161	A	Missouri St.	60 <b>87</b>
												191	H	Tulsa	67 <b>68</b>
												194	A	Northwestern St.	84 79
												194	H	Northwestern St.	60 <b>67</b>
												199	H	Nicholls St.	82 68
												201	A	Stephen F. Austin	43 <b>64</b>
												201	H	Stephen F. Austin	75 73
												206	H	McNeese St.	72 58
												216	H	Texas St.	68 55
												224	A	Sam Houston St.	70 45
												230	H	A&M-Corpus Christi	87 72
												237	N	Northern Ill.	52 <b>79</b>
												246	A	Southeastern La.	62 <b>67</b>
												253	H	Houston Baptist	66 <b>76</b>
												284	N	Milwaukee	75 63
												316	A	La.-Lafayette	68 60
												344	A	New Orleans	80 53
LAST 12 Division I GAMES:															
194	H	Northwestern St.	60 <b>67</b>	344	A	New Orleans	80 53								
201	H	Stephen F. Austin	75 73	206	H	McNeese St.	72 58								
224	A	Sam Houston St.	70 45	199	H	Nicholls St.	82 68								
230	H	A&M-Corpus Christi	87 72	194	A	Northwestern St.	84 79								
253	H	Houston Baptist	66 <b>76</b>	201	A	Stephen F. Austin	43 <b>64</b>								
246	A	Southeastern La.	62 <b>67</b>	150	H	Rice	64 <b>67</b>								

Non-Div I Games: Incarnate Word 76 69 Abilene Christian 85 83 Our Lady Of The Lak94 60

Lamar

Loss, Non-Conf, S Site, H Home A Away N Neutral



Average RPI Win:	281	WON-LOST	WINNING	LAST 10	STRENGTH OF	OPP. STRENGTH	TEAM	ADJ.	CONF.	ADJ CONF.
Average RPI Loss:	130	RECORD	PCT. RANK	GAMES	SCHEDULE	OF SCHEDULE	RPI	RPI	RPI	RPI
DIV. I ONLY	10- 12	186	5- 5	239	206	208	208	14	14	
DIV. I NON-CONF.	6- 8	193	2- 2	276	219	226	226	16	16	
TOTALS	RPI 1-25	RPI 26-50	W-L RECORDS	RPI 51-100	RPI 101-150	RPI 150+				
10- 12	0- 0	0- 0	OVERALL	0- 6	0- 1	10- 5				
5- 4	0- 0	0- 0	HOME	0- 2	0- 0	5- 2				
5- 8	0- 0	0- 0	AWAY	0- 4	0- 1	5- 3				
0- 0	0- 0	0- 0	NEUTRAL	0- 0	0- 0	0- 0				
6- 8	0- 0	0- 0	NON-CONFERENCE	0- 3	0- 1	6- 4				
3- 3	0- 0	0- 0	HOME	0- 1	0- 0	3- 2				
3- 5	0- 0	0- 0	AWAY	0- 2	0- 1	3- 2				
0- 0	0- 0	0- 0	NEUTRAL	0- 0	0- 0	0- 0				
4- 4	0- 0	0- 0	CONFERENCE	0- 3	0- 0	4- 1				
2- 1	0- 0	0- 0	HOME	0- 1	0- 0	2- 0				
2- 3	0- 0	0- 0	AWAY	0- 2	0- 0	2- 1				
0- 0	0- 0	0- 0	NEUTRAL	0- 0	0- 0	0- 0				

RPI S	Opponent	Score	RPI S	Opponent	Score	RPI S	Opponent	Score	RPI S	Opponent	Score	Team's RPI: 208
						58	A Fordham	52 80	106	A Kansas	63 79	
						66	A Princeton	75 96	176	A Furman	61 66	
						69	A Penn	50 62	180	H Georgetown	65 66	
						73	H Harvard	57 58	202	A Boston U.	78 68	
						83	A Miami (FL)	67 91	210	H Sacred Heart	54 67	
						87	H Army	56 68	220	A Cornell	56 65	
									228	A New Hampshire	53 58	
									239	A Maine	86 85	
									257	H Bryant	72 61	
									280	A Brown	70 53	
									280	H Brown	73 52	
									282	A Monmouth	64 55	
									307	A Columbia	76 51	
									315	H Dartmouth	86 52	
									322	H Saint Peter's	66 35	
									326	H UMass Lowell	90 77	
LAST 12 Division I GAMES:												
66	A Princeton	75 96	280	H Brown	73 52							
69	A Penn	50 62	280	A Brown	70 53							
73	H Harvard	57 58	228	A New Hampshire	53 58							
315	H Dartmouth	86 52	239	A Maine	86 85							
220	A Cornell	56 65	106	A Kansas	63 79							
307	A Columbia	76 51	322	H Saint Peter's	66 35							

Non-Div I Games:

Yale



M  
e  
r  
c  
e  
rM  
e  
r  
c  
e  
r

Mercer

Page 209



## Sacred Heart

Through Games Of Feb. 16, 2014

Average RPI Win:	250	WON-LOST	WINNING	LAST 10	STRENGTH OF	OPP. STRENGTH	TEAM	ADJ.	CONF.	ADJ CONF.
Average RPI Loss:	148	RECORD	PCT. RANK	GAMES	SCHEDULE	OF SCHEDULE	RPI	RPI	RPI	RPI
DIV. I ONLY	10- 14	216	4- 6	140	277	210	210	27	27	
DIV. I NON-CONF.	3- 8	269	0- 0	44	184	185	185	27	27	
TOTALS	RPI 1-25	RPI 26-50	W-L RECORDS	RPI 51-100	RPI 101-150	RPI 150+				
10- 14	0- 2	0- 1	OVERALL	0- 3	0- 1	10- 7				
7- 5	0- 1	0- 1	HOME	0- 1	0- 0	7- 2				
3- 8	0- 1	0- 0	AWAY	0- 1	0- 1	3- 5				
0- 1	0- 0	0- 0	NEUTRAL	0- 1	0- 0	0- 0				
3- 8	0- 2	0- 1	NON-CONFERENCE	0- 3	0- 0	3- 2				
1- 4	0- 1	0- 1	HOME	0- 1	0- 0	1- 1				
2- 3	0- 1	0- 0	AWAY	0- 1	0- 0	2- 1				
0- 1	0- 0	0- 0	NEUTRAL	0- 1	0- 0	0- 0				
7- 6	0- 0	0- 0	CONFERENCE	0- 0	0- 1	7- 5				
6- 1	0- 0	0- 0	HOME	0- 0	0- 0	6- 1				
1- 5	0- 0	0- 0	AWAY	0- 0	0- 1	1- 4				
0- 0	0- 0	0- 0	NEUTRAL	0- 0	0- 0	0- 0				

RPI 1-25				RPI 26-50				RPI 51-100				RPI 101+ Team's RPI: 210			
RPI	S	Opponent	Score	RPI	S	Opponent	Score	RPI	S	Opponent	Score	RPI	S	Opponent	Score
12	H	St. John's (NY)	72 77	33	H	Villanova	59 62	52	A	Rutgers	51 71	146	A	St. Francis Brooklyn	49 69
22	A	Arizona St.	49 81					64	H	Iona	62 86	159	A	Mt. St. Mary's	84 78
								73	N	Harvard	63 74	159	H	Mt. St. Mary's	63 76
												208	A	Yale	67 54
												214	A	Saint Francis (PA)	80 89
												214	H	Saint Francis (PA)	95 88
												221	A	Robert Morris	66 90
												221	H	Robert Morris	71 57
												223	H	Hartford	64 70
												239	H	Maine	76 75
												257	H	Bryant	84 78
												262	A	Wagner	70 79
												262	H	Wagner	63 46
												276	H	Central Conn. St.	77 59
												283	A	Siena	53 58
												302	A	LIU Brooklyn	54 62
												322	A	Saint Peter's	76 73
												340	H	Fairleigh Dickinson	85 70
LAST 12 Division I GAMES:															
159	H	Mt. St. Mary's	63 76	262	H	Wagner	63 46								
221	A	Robert Morris	66 90	276	H	Central Conn. St.	77 59								
214	A	Saint Francis (PA)	80 89	146	A	St. Francis Brooklyn	49 69								
302	A	LIU Brooklyn	54 62	262	A	Wagner	70 79								
340	H	Fairleigh Dickinson	85 70	159	A	Mt. St. Mary's	84 78								
257	H	Bryant	84 78	221	H	Robert Morris	71 57								

Non-Div I Games:

Sacred Heart

■ Loss, 
 ■ Non-Conf, 
 ■ S Site, 
 ■ H Home 
 ■ A Away 
 N Neutral



Average RPI Win:	279	WON-LOST	WINNING	LAST 10	STRENGTH OF	OPP. STRENGTH	TEAM	ADJ.	CONF.	ADJ CONF.
Average RPI Loss:	115	RECORD	PCT. RANK	GAMES	SCHEDULE	OF SCHEDULE	RPI	RPI	RPI	RPI
DIV. I ONLY	12- 13	172	5- 5	222	207	211	211	17	17	
DIV. I NON-CONF.	4- 5	187	0- 0	229	289	242	242	15	15	
TOTALS	RPI 1-25	RPI 26-50	W-L RECORDS	RPI 51-100	RPI 101-150	RPI 150+				
12- 13	0- 0	0- 0	OVERALL	1- 6	0- 5	11- 2				
7- 6	0- 0	0- 0	HOME	1- 2	0- 2	6- 2				
4- 7	0- 0	0- 0	AWAY	0- 4	0- 3	4- 0				
1- 0	0- 0	0- 0	NEUTRAL	0- 0	0- 0	1- 0				
4- 5	0- 0	0- 0	NON-CONFERENCE	0- 2	0- 3	4- 0				
3- 2	0- 0	0- 0	HOME	0- 1	0- 1	3- 0				
0- 3	0- 0	0- 0	AWAY	0- 1	0- 2	0- 0				
1- 0	0- 0	0- 0	NEUTRAL	0- 0	0- 0	1- 0				
8- 8	0- 0	0- 0	CONFERENCE	1- 4	0- 2	7- 2				
4- 4	0- 0	0- 0	HOME	1- 1	0- 1	3- 2				
4- 4	0- 0	0- 0	AWAY	0- 3	0- 1	4- 0				
0- 0	0- 0	0- 0	NEUTRAL	0- 0	0- 0	0- 0				

RPI 1-25			RPI 26-50			RPI 51-100			RPI 101+			Team's RPI: 211					
RPI	S	Opponent	Score	RPI	S	Opponent	Score	RPI	S	Opponent	Score	RPI	S	Opponent	Score		
								59	A	Marist	56	66	101	A	Fairfield	50	52
								60	A	Navy	64	75	101	H	Fairfield	61	67
								64	A	Iona	66	73	116	H	Delaware	54	65
								64	H	Iona	92	90	125	A	Lafayette	62	67
								66	H	Princeton	62	75	132	A	Seton Hall	75	86
								71	A	Quinnipiac	59	71	259	H	Canisius	72	76
								71	H	Quinnipiac	44	54	269	A	Manhattan	73	56
													269	H	Manhattan	47	50
													272	H	Niagara	82	72
													276	H	Central Conn. St.	61	58
													282	A	Monmouth	64	53
													283	A	Siena	77	63
													283	H	Siena	73	70
													302	H	LIU Brooklyn	62	48
													322	A	Saint Peter's	56	55
													322	H	Saint Peter's	68	40
													329	H	Binghamton	66	63
													343	N	UMBC	60	48
LAST 12 Division I GAMES:																	
				64	A	Iona	66	73		283	H	Siena	73	70			
				101	A	Fairfield	50	52		71	H	Quinnipiac	44	54			
				272	H	Niagara	82	72		322	A	Saint Peter's	56	55			
				64	H	Iona	92	90		269	H	Manhattan	47	50			
				269	A	Manhattan	73	56		259	H	Canisius	72	76			
				59	A	Marist	56	66		322	H	Saint Peter's	68	40			

Non-Div I Games:

Rider

■ Loss, 
 ■ Non-Conf, 
 ■ S Site, 
 ■ H Home 
 ■ A Away 
 N Neutral



Average RPI Win: <b>208</b>	WON-LOST	WINNING	LAST 10	STRENGTH OF	OPP. STRENGTH	TEAM	ADJ.	CONF.	ADJ CONF.
Average RPI Loss: <b>124</b>	RECORD	PCT. RANK	GAMES	SCHEDULE	OF SCHEDULE	RPI	RPI	RPI	RPI
DIV. I ONLY	5- 20	318	1- 9	39	220	212	212	11	11
DIV. I NON-CONF.	4- 7	229	0- 0	22	316	106	106	12	12
TOTALS	RPI 1-25	RPI 26-50	W-L RECORDS	RPI 51-100	RPI 101-150	RPI 150+			
5- 20	0- 1	0- 1	OVERALL	1- 7	0- 6	4- 5			
2- 8	0- 0	0- 0	HOME	1- 4	0- 3	1- 1			
3- 12	0- 1	0- 1	AWAY	0- 3	0- 3	3- 4			
0- 0	0- 0	0- 0	NEUTRAL	0- 0	0- 0	0- 0			
4- 7	0- 1	0- 1	NON-CONFERENCE	1- 2	0- 1	3- 2			
1- 2	0- 0	0- 0	HOME	1- 2	0- 0	0- 0			
3- 5	0- 1	0- 1	AWAY	0- 0	0- 1	3- 2			
0- 0	0- 0	0- 0	NEUTRAL	0- 0	0- 0	0- 0			
1- 13	0- 0	0- 0	CONFERENCE	0- 5	0- 5	1- 3			
1- 6	0- 0	0- 0	HOME	0- 2	0- 3	1- 1			
0- 7	0- 0	0- 0	AWAY	0- 3	0- 2	0- 2			
0- 0	0- 0	0- 0	NEUTRAL	0- 0	0- 0	0- 0			

RPI 1-25				RPI 26-50				RPI 51-100				RPI 101+ Team's RPI: 212			
RPI	S	Opponent	Score	RPI	S	Opponent	Score	RPI	S	Opponent	Score	RPI	S	Opponent	Score
19	A	Gonzaga	31 <b>81</b>	42	A	Michigan St.	46 <b>96</b>	57	H	St. Bonaventure	72 <b>77</b>	115	A	Albany (NY)	50 <b>64</b>
								60	A	Navy	40 <b>71</b>	123	A	Bucknell	54 <b>64</b>
								60	H	Navy	47 <b>76</b>	123	H	Bucknell	72 <b>88</b>
								73	H	Harvard	76 <b>91</b>	125	H	Lafayette	75 <b>90</b>
								87	A	Army	45 <b>62</b>	134	A	Holy Cross	56 <b>79</b>
								97	A	American	55 <b>72</b>	134	H	Holy Cross	65 <b>70</b>
								97	H	American	57 <b>75</b>	202	A	Boston U.	68 <b>72</b>
								98	H	Drexel	65 60	202	H	Boston U.	81 64
												213	A	Lehigh	69 <b>76</b>
												214	A	Saint Francis (PA)	97 79
												220	A	Cornell	62 <b>76</b>
												221	A	Robert Morris	68 61
												228	A	New Hampshire	58 <b>63</b>
												271	H	Loyola Maryland	54 <b>61</b>
												307	A	Columbia	72 44
LAST 12 Division I GAMES:															
60	H	Navy	47 <b>76</b>	271	H	Loyola Maryland	54 <b>61</b>								
202	A	Boston U.	68 <b>72</b>	87	A	Army	45 <b>62</b>								
97	H	American	57 <b>75</b>	60	A	Navy	40 <b>71</b>								
134	A	Holy Cross	56 <b>79</b>	202	H	Boston U.	81 64								
123	A	Bucknell	54 <b>64</b>	97	A	American	55 <b>72</b>								
125	H	Lafayette	75 <b>90</b>	134	H	Holy Cross	65 <b>70</b>								

Non-Div I Games:

Colgate

■ Loss, 
 ■ Non-Conf, S Site, 
 ■ Home 
 ■ Away 
 N Neutral



Average RPI Win: <b>242</b>	WON-LOST	WINNING	LAST 10	STRENGTH OF	OPP. STRENGTH	TEAM	ADJ.	CONF.	ADJ CONF.
Average RPI Loss: <b>131</b>	RECORD	PCT. RANK	GAMES	SCHEDULE	OF SCHEDULE	RPI	RPI	RPI	RPI
DIV. I ONLY	<b>11- 13</b>	<b>185</b>	<b>3- 7</b>	<b>230</b>	<b>164</b>	<b>213</b>	<b>213</b>	<b>11</b>	<b>11</b>
DIV. I NON-CONF.	<b>7- 4</b>	<b>95</b>	<b>0- 0</b>	<b>308</b>	<b>248</b>	<b>189</b>	<b>189</b>	<b>12</b>	<b>12</b>
TOTALS	RPI 1-25	RPI 26-50	W-L RECORDS	RPI 51-100	RPI 101-150	RPI 150+			
11- 13	0- 0	0- 1	OVERALL	0- 5	2- 4	9- 3			
7- 5	0- 0	0- 1	HOME	0- 2	1- 1	6- 1			
4- 8	0- 0	0- 0	AWAY	0- 3	1- 3	3- 2			
0- 0	0- 0	0- 0	NEUTRAL	0- 0	0- 0	0- 0			
7- 4	0- 0	0- 1	NON-CONFERENCE	0- 1	1- 1	6- 1			
4- 2	0- 0	0- 1	HOME	0- 0	0- 1	4- 0			
3- 2	0- 0	0- 0	AWAY	0- 1	1- 0	2- 1			
0- 0	0- 0	0- 0	NEUTRAL	0- 0	0- 0	0- 0			
4- 9	0- 0	0- 0	CONFERENCE	0- 4	1- 3	3- 2			
3- 3	0- 0	0- 0	HOME	0- 2	1- 0	2- 1			
1- 6	0- 0	0- 0	AWAY	0- 2	0- 3	1- 1			
0- 0	0- 0	0- 0	NEUTRAL	0- 0	0- 0	0- 0			

RPI S	Opponent	Score	RPI S	Opponent	Score	RPI S	Opponent	Score	RPI S	Opponent	Score	Team's RPI: 213
33	H Villanova	73 79	55	A Ohio St.	63 93	101	A Fairfield	73 67	116	H Delaware	64 77	
			60	H Navy	61 73	123	A Bucknell	68 82	125	A Lafayette	51 73	
			87	A Army	63 74	134	A Holy Cross	68 76	134	H Holy Cross	87 82	
			97	A American	61 70	159	H Mt. St. Mary's	95 67	202	A Boston U.	64 71	
			97	H American	56 69	202	H Boston U.	67 54	212	H Colgate	76 69	
						271	A Loyola Maryland	50 47	271	H Loyola Maryland	64 70	
						272	A Niagara	93 73	307	A Columbia	80 87	
						322	H Saint Peter's	75 54	325	A Rhode Island	65 57	
						332	H NJIT	77 72	336	H Vermont	87 78	
LAST 12 Division I GAMES:												
134	A Holy Cross	68 76	60	H Navy	61 73							
97	H American	56 69	134	H Holy Cross	87 82							
271	A Loyola Maryland	50 47	97	A American	61 70							
202	H Boston U.	67 54	271	H Loyola Maryland	64 70							
123	A Bucknell	68 82	87	A Army	63 74							
125	A Lafayette	51 73	202	A Boston U.	64 71							

Non-Div I Games:

Lehigh

■ Loss, 
 ■ Non-Conf, 
 ■ S Site, 
 ■ H Home 
 ■ A Away 
 N Neutral



Average RPI Win:	267	WON-LOST	WINNING	LAST 10	STRENGTH OF	OPP. STRENGTH	TEAM	ADJ.	CONF.	ADJ CONF.
Average RPI Loss:	150	RECORD	PCT. RANK	GAMES	SCHEDULE	OF SCHEDULE	RPI	RPI	RPI	RPI
DIV. I ONLY	10- 14	216	6- 4	216	239	214	214	27	27	
DIV. I NON-CONF.	2- 9	299	0- 0	66	101	222	222	27	27	
TOTALS	RPI 1-25	RPI 26-50	W-L RECORDS	RPI 51-100	RPI 101-150	RPI 150+				
10- 14	0- 1	0- 1	OVERALL	0- 4	0- 2	10- 6				
4- 5	0- 0	0- 0	HOME	0- 1	0- 1	4- 3				
6- 8	0- 1	0- 1	AWAY	0- 2	0- 1	6- 3				
0- 1	0- 0	0- 0	NEUTRAL	0- 1	0- 0	0- 0				
2- 9	0- 1	0- 1	NON-CONFERENCE	0- 4	0- 1	2- 2				
1- 2	0- 0	0- 0	HOME	0- 1	0- 0	1- 1				
1- 6	0- 1	0- 1	AWAY	0- 2	0- 1	1- 1				
0- 1	0- 0	0- 0	NEUTRAL	0- 1	0- 0	0- 0				
8- 5	0- 0	0- 0	CONFERENCE	0- 0	0- 1	8- 4				
3- 3	0- 0	0- 0	HOME	0- 0	0- 1	3- 2				
5- 2	0- 0	0- 0	AWAY	0- 0	0- 0	5- 2				
0- 0	0- 0	0- 0	NEUTRAL	0- 0	0- 0	0- 0				

RPI 1-25				RPI 26-50				RPI 51-100				RPI 101+ Team's RPI: 214			
RPI	S	Opponent	Score	RPI	S	Opponent	Score	RPI	S	Opponent	Score	RPI	S	Opponent	Score
10	A	Penn St.	77 117	34	A	Bowling Green	66 81	56	A	Florida	71 105	128	A	Buffalo	77 87
								74	H	Duquesne	66 86	146	H	St. Francis Brooklyn	76 90
								75	A	FGCU	68 75	159	H	Mt. St. Mary's	81 66
								81	N	Tulane	67 89	210	A	Sacred Heart	88 95
												210	H	Sacred Heart	89 80
												212	H	Colgate	79 97
												221	A	Robert Morris	69 83
												251	H	Howard	86 85
												257	A	Bryant	83 79
												257	H	Bryant	86 88
												262	A	Wagner	92 78
												273	A	East Tenn. St.	92 79
												276	A	Central Conn. St.	106 97
												291	A	George Mason	62 97
												302	A	LIU Brooklyn	84 76
												302	H	LIU Brooklyn	66 69
												340	A	Fairleigh Dickinson	110 69
												340	H	Fairleigh Dickinson	111 89
LAST 12 Division I GAMES:															
302	H	LIU Brooklyn	66 69	340	A	Fairleigh Dickinson	110 69								
146	H	St. Francis Brooklyn	76 90	159	H	Mt. St. Mary's	81 66								
210	H	Sacred Heart	89 80	221	A	Robert Morris	69 83								
257	A	Bryant	83 79	257	H	Bryant	86 88								
262	A	Wagner	92 78	340	H	Fairleigh Dickinson	111 89								
302	A	LIU Brooklyn	84 76	276	A	Central Conn. St.	106 97								

Non-Div I Games:

Saint Francis (PA)

■ Loss, 
 ■ Non-Conf, 
 ■ S Site, 
 ■ Home 
 ■ A Away 
 N Neutral



Average RPI Win:	<b>191</b>	WON-LOST	WINNING	LAST 10	STRENGTH OF	OPP. STRENGTH	TEAM	ADJ.	CONF.	ADJ CONF.
Average RPI Loss:	<b>98</b>	RECORD	PCT. RANK	GAMES	SCHEDULE	OF SCHEDULE	RPI	RPI	RPI	RPI
DIV. I ONLY	<b>8- 17</b>	<b>269</b>	<b>1- 9</b>	<b>94</b>	<b>76</b>	<b>215</b>	<b>215</b>	<b>7</b>	<b>7</b>	
DIV. I NON-CONF.	<b>5- 7</b>	<b>198</b>	<b>0- 0</b>	<b>203</b>	<b>100</b>	<b>223</b>	<b>223</b>	<b>7</b>	<b>7</b>	
TOTALS	RPI 1-25	RPI 26-50	W-L RECORDS	RPI 51-100	RPI 101-150	RPI 150+				
8- 17	1- 2	0- 4	OVERALL	1- 3	1- 5	5- 3				
6- 7	1- 0	0- 1	HOME	0- 1	0- 4	5- 1				
1- 8	0- 1	0- 2	AWAY	1- 2	0- 1	0- 2				
1- 2	0- 1	0- 1	NEUTRAL	0- 0	1- 0	0- 0				
5- 7	0- 1	0- 1	NON-CONFERENCE	1- 2	1- 1	3- 2				
3- 3	0- 0	0- 0	HOME	0- 1	0- 1	3- 1				
1- 2	0- 0	0- 0	AWAY	1- 1	0- 0	0- 1				
1- 2	0- 1	0- 1	NEUTRAL	0- 0	1- 0	0- 0				
3- 10	1- 1	0- 3	CONFERENCE	0- 1	0- 4	2- 1				
3- 4	1- 0	0- 1	HOME	0- 0	0- 3	2- 0				
0- 6	0- 1	0- 2	AWAY	0- 1	0- 1	0- 1				
0- 0	0- 0	0- 0	NEUTRAL	0- 0	0- 0	0- 0				

RPI 1-25				RPI 26-50				RPI 51-100				RPI 101+ Team's RPI: 215			
RPI	S	Opponent	Score	RPI	S	Opponent	Score	RPI	S	Opponent	Score	RPI	S	Opponent	Score
4	N	Duke	54 <b>81</b>	33	A	Villanova	32 <b>61</b>	53	H	Indiana	55 <b>62</b>	106	N	Kansas	64 59
12	A	St. John's (NY)	48 <b>80</b>	35	N	Central Mich.	62 <b>88</b>	62	A	Creighton	50 <b>79</b>	110	A	Marquette	54 <b>75</b>
12	H	St. John's (NY)	70 65	36	A	DePaul	60 <b>87</b>	86	A	Michigan	79 75	110	H	Marquette	67 <b>73</b>
				36	H	DePaul	49 <b>78</b>	88	A	Wright St.	54 <b>79</b>	117	H	Butler	54 <b>68</b>
LAST 12 Division I GAMES:															
110	A	Marquette	54 <b>75</b>	132	H	Seton Hall	62 <b>72</b>	180	A	Georgetown	58 <b>66</b>	217	H	Providence	75 52
36	H	DePaul	49 <b>78</b>	62	A	Creighton	50 <b>79</b>	110	H	Marquette	67 <b>73</b>	331	H	Longwood	64 <b>67</b>
117	H	Butler	54 <b>68</b>	180	H	Georgetown	85 68	12	H	St. John's (NY)	70 65	345	H	Ark.-Pine Bluff	69 39
12	A	St. John's (NY)	48 <b>80</b>												
33	A	Villanova	32 <b>61</b>												

Non-Div I Games:

Xavier



Average RPI Win:	264	WON-LOST	WINNING	LAST 10	STRENGTH OF	OPP. STRENGTH	TEAM	ADJ.	CONF.	ADJ CONF.
Average RPI Loss:	140	RECORD	PCT. RANK	GAMES	SCHEDULE	OF SCHEDULE	RPI	RPI	RPI	RPI
DIV. I ONLY	9- 11	191	7- 3	200	245	216	216	26	26	
DIV. I NON-CONF.	1- 8	318	0- 0	87	110	289	289	26	26	
TOTALS	RPI 1-25	RPI 26-50	W-L RECORDS	RPI 51-100	RPI 101-150	RPI 150+				
9- 11	0- 1	0- 1	OVERALL	0- 2	2- 3	7- 4				
6- 4	0- 0	0- 0	HOME	0- 1	1- 1	5- 2				
3- 7	0- 1	0- 1	AWAY	0- 1	1- 2	2- 2				
0- 0	0- 0	0- 0	NEUTRAL	0- 0	0- 0	0- 0				
1- 8	0- 1	0- 1	NON-CONFERENCE	0- 2	0- 1	1- 3				
1- 3	0- 0	0- 0	HOME	0- 1	0- 0	1- 2				
0- 5	0- 1	0- 1	AWAY	0- 1	0- 1	0- 1				
0- 0	0- 0	0- 0	NEUTRAL	0- 0	0- 0	0- 0				
8- 3	0- 0	0- 0	CONFERENCE	0- 0	2- 2	6- 1				
5- 1	0- 0	0- 0	HOME	0- 0	1- 1	4- 0				
3- 2	0- 0	0- 0	AWAY	0- 0	1- 1	2- 1				
0- 0	0- 0	0- 0	NEUTRAL	0- 0	0- 0	0- 0				

RPI 1-25				RPI 26-50				RPI 51-100				RPI 101+ Team's RPI: 216			
RPI	S	Opponent	Score	RPI	S	Opponent	Score	RPI	S	Opponent	Score	RPI	S	Opponent	Score
24	A	Texas	42 96	41	A	UTEP	60 73	89	A	TCU	50 63	118	H	Arkansas St.	71 87
								92	H	Hampton	63 72	141	A	UALR	70 77
												141	H	UALR	42 35
												147	A	Western Ky.	72 63
												150	A	Rice	61 74
												160	H	UTSA	83 86
												207	A	Lamar	55 68
												230	H	A&M-Corpus Christi	60 68
												246	H	Houston	70 63
												255	H	Troy	87 82
												285	A	La.-Monroe	52 78
												285	H	La.-Monroe	75 70
												316	A	La.-Lafayette	65 53
												316	H	La.-Lafayette	70 64
												334	A	Texas-Arlington	54 49
												334	H	Texas-Arlington	68 60
LAST 12 Division I GAMES:															
334	A	Texas-Arlington	54 49	334	H	Texas-Arlington	68 60								
316	H	La.-Lafayette	70 64	285	A	La.-Monroe	52 78								
285	H	La.-Monroe	75 70	316	A	La.-Lafayette	65 53								
147	A	Western Ky.	72 63	118	H	Arkansas St.	71 87								
255	H	Troy	87 82	141	H	UALR	42 35								
141	A	UALR	70 77	160	H	UTSA	83 86								

Non-Div I Games: St. Thomas (TX) 85 45 Huston-Tillotson 73 45

Texas St.

■ Loss, 
 ■ Non-Conf, S Site, 
 ■ Home 
 ■ Away 
 N Neutral



## Providence

Through Games Of Feb. 16, 2014

Average RPI Win:	271	WON-LOST	WINNING	LAST 10	STRENGTH OF	OPP. STRENGTH	TEAM	ADJ.	CONF.	ADJ CONF.
Average RPI Loss:	80	RECORD	PCT. RANK	GAMES	SCHEDULE	OF SCHEDULE	RPI	RPI	RPI	RPI
DIV. I ONLY	6- 19	304	1- 9	76	91	217	217	7	7	
DIV. I NON-CONF.	5- 6	173	0- 0	180	163	184	184	7	7	
TOTALS	RPI 1-25	RPI 26-50	W-L RECORDS	RPI 51-100	RPI 101-150	RPI 150+				
6- 19	0- 3	0- 4	OVERALL	0- 4	0- 7	6- 1				
3- 9	0- 1	0- 2	HOME	0- 1	0- 5	3- 0				
3- 10	0- 2	0- 2	AWAY	0- 3	0- 2	3- 1				
0- 0	0- 0	0- 0	NEUTRAL	0- 0	0- 0	0- 0				
5- 6	0- 2	0- 0	NON-CONFERENCE	0- 2	0- 2	5- 0				
2- 3	0- 1	0- 0	HOME	0- 0	0- 2	2- 0				
3- 3	0- 1	0- 0	AWAY	0- 2	0- 0	3- 0				
0- 0	0- 0	0- 0	NEUTRAL	0- 0	0- 0	0- 0				
1- 13	0- 1	0- 4	CONFERENCE	0- 2	0- 5	1- 1				
1- 6	0- 0	0- 2	HOME	0- 1	0- 3	1- 0				
0- 7	0- 1	0- 2	AWAY	0- 1	0- 2	0- 1				
0- 0	0- 0	0- 0	NEUTRAL	0- 0	0- 0	0- 0				

RPI S	Opponent	Score	RPI S	Opponent	Score	RPI S	Opponent	Score	RPI S	Opponent	Score	Team's RPI: 217
12	A St. John's (NY)	65 85	33	A Villanova	59 68	62	A Creighton	64 85	108	H Boston College	71 80	
21	H Dayton	65 83	33	H Villanova	66 72	62	H Creighton	65 97	110	A Marquette	79 87	
22	A Arizona St.	65 86	36	A DePaul	71 91	74	A Duquesne	78 83	110	H Marquette	62 71	
			36	H DePaul	63 74	98	A Drexel	52 62	115	H Albany (NY)	60 70	
									117	A Butler	69 72	
									117	H Butler	65 68	
									132	H Seton Hall	87 90	
									180	H Georgetown	70 61	
									215	A Xavier	52 75	
									223	H Hartford	79 53	
									257	H Bryant	104 67	
									315	A Dartmouth	82 72	
									325	A Rhode Island	54 51	
									326	A UMass Lowell	109 74	
LAST 12 Division I GAMES:												
62	A Creighton	64 85	132	H Seton Hall	87 90							
110	H Marquette	62 71	110	A Marquette	79 87							
12	A St. John's (NY)	65 85	215	A Xavier	52 75							
33	H Villanova	66 72	180	H Georgetown	70 61							
36	H DePaul	63 74	62	H Creighton	65 97							
117	A Butler	69 72	36	A DePaul	71 91							

Non-Div I Games:

Providence

■ Loss, 
■ Non-Conf, 
■ S Site, 
■ H Home 
■ A Away 
N Neutral



Average RPI Win:	273	WON-LOST	WINNING	LAST 10	STRENGTH OF	OPP. STRENGTH	TEAM	ADJ.	CONF.	ADJ CONF.
Average RPI Loss:	138	RECORD	PCT. RANK	GAMES	SCHEDULE	OF SCHEDULE	RPI	RPI	RPI	RPI
DIV. I ONLY	10- 13	201	4- 6	263	197	218	218	20	20	
DIV. I NON-CONF.	5- 7	198	0- 1	236	233	207	207	19	19	
TOTALS	RPI 1-25	RPI 26-50	W-L RECORDS	RPI 51-100	RPI 101-150	RPI 150+				
10- 13	0- 1	1- 2	OVERALL	0- 2	1- 2	8- 6				
5- 3	0- 0	0- 1	HOME	0- 1	1- 0	4- 1				
5- 9	0- 1	1- 1	AWAY	0- 1	0- 2	4- 4				
0- 1	0- 0	0- 0	NEUTRAL	0- 0	0- 0	0- 1				
5- 7	0- 1	1- 0	NON-CONFERENCE	0- 2	0- 0	4- 4				
2- 2	0- 0	0- 0	HOME	0- 1	0- 0	2- 1				
3- 4	0- 1	1- 0	AWAY	0- 1	0- 0	2- 2				
0- 1	0- 0	0- 0	NEUTRAL	0- 0	0- 0	0- 1				
5- 6	0- 0	0- 2	CONFERENCE	0- 0	1- 2	4- 2				
3- 1	0- 0	0- 1	HOME	0- 0	1- 0	2- 0				
2- 5	0- 0	0- 1	AWAY	0- 0	0- 2	2- 2				
0- 0	0- 0	0- 0	NEUTRAL	0- 0	0- 0	0- 0				

RPI 1-25				RPI 26-50				RPI 51-100				RPI 101+ Team's RPI: 218			
RPI	S	Opponent	Score	RPI	S	Opponent	Score	RPI	S	Opponent	Score	RPI	S	Opponent	Score
9	A	Purdue	70 91	42	A	Michigan St.	81 76	53	H	Indiana	80 85	107	A	IUPUI	68 70
				46	A	South Dakota St.	60 77	68	A	Wichita St.	46 69	149	A	South Dakota	71 84
				46	H	South Dakota St.	66 77					149	H	South Dakota	96 78
												159	N	Mt. St. Mary's	77 86
												164	H	Ball St.	75 83
												226	A	Loyola Chicago	61 82
												242	A	Evansville	67 80
												245	A	Western Ill.	65 68
												279	A	Denver	66 71
												279	H	Denver	81 78
												306	A	SIU Edwardsville	91 74
												306	H	SIU Edwardsville	96 71
												319	A	North Dakota St.	98 89
												319	H	North Dakota St.	57 51
												333	A	Omaha	81 71
												335	H	Southern Ill.	79 62
												337	A	Detroit	84 73
LAST 12 Division I GAMES:															
279	A	Denver	66 71	107	A	IUPUI	68 70								
149	A	South Dakota	71 84	149	H	South Dakota	96 78								
319	H	North Dakota St.	57 51	279	H	Denver	81 78								
46	H	South Dakota St.	66 77	46	A	South Dakota St.	60 77								
245	A	Western Ill.	65 68	319	A	North Dakota St.	98 89								
333	A	Omaha	81 71	164	H	Ball St.	75 83								

Non-Div I Games: Indiana Tech 101 45 Grace (IN) 99 54

IPFW

Loss, Non-Conf, S Site, H Home A Away N Neutral



Average RPI Win:	<b>196</b>	WON-LOST	WINNING	LAST 10	STRENGTH OF	OPP. STRENGTH	TEAM	ADJ.	CONF.	ADJ CONF.
Average RPI Loss:	<b>122</b>	RECORD	PCT. RANK	GAMES	SCHEDULE	OF SCHEDULE	RPI	RPI	RPI	RPI
DIV. I ONLY	<b>8- 17</b>	<b>269</b>	<b>5- 5</b>	<b>95</b>	<b>125</b>	<b>219</b>	<b>219</b>	<b>8</b>	<b>8</b>	
DIV. I NON-CONF.	<b>3- 8</b>	<b>269</b>	<b>0- 0</b>	<b>181</b>	<b>294</b>	<b>292</b>	<b>292</b>	<b>8</b>	<b>8</b>	
TOTALS	RPI 1-25	RPI 26-50	W-L RECORDS	RPI 51-100	RPI 101-150	RPI 150+				
8- 17	0- 2	1- 4	OVERALL	1- 1	1- 3	5- 7				
6- 7	0- 1	1- 0	HOME	0- 1	1- 1	4- 4				
2- 10	0- 1	0- 4	AWAY	1- 0	0- 2	1- 3				
0- 0	0- 0	0- 0	NEUTRAL	0- 0	0- 0	0- 0				
3- 8	0- 0	0- 1	NON-CONFERENCE	0- 0	0- 2	3- 5				
3- 3	0- 0	0- 0	HOME	0- 0	0- 1	3- 2				
0- 5	0- 0	0- 1	AWAY	0- 0	0- 1	0- 3				
0- 0	0- 0	0- 0	NEUTRAL	0- 0	0- 0	0- 0				
5- 9	0- 2	1- 3	CONFERENCE	1- 1	1- 1	2- 2				
3- 4	0- 1	1- 0	HOME	0- 1	1- 0	1- 2				
2- 5	0- 1	0- 3	AWAY	1- 0	0- 1	1- 0				
0- 0	0- 0	0- 0	NEUTRAL	0- 0	0- 0	0- 0				

RPI 1-25				RPI 26-50				RPI 51-100				RPI 101+ Team's RPI: 219			
RPI	S	Opponent	Score	RPI	S	Opponent	Score	RPI	S	Opponent	Score	RPI	S	Opponent	Score
19	A	Gonzaga	51 <b>88</b>	37	A	Oregon St.	54 <b>92</b>	84	A	Pacific	90 <b>84</b>	104	A	Colorado St.	68 <b>70</b>
19	H	Gonzaga	82 <b>91</b>	39	A	BYU	72 <b>90</b>	84	H	Pacific	95 <b>102</b>	120	H	Montana	47 <b>49</b>
				43	A	St. Mary's (CA)	74 <b>78</b>					131	A	Portland	66 <b>84</b>
				43	H	St. Mary's (CA)	76 <b>74</b>					131	H	Portland	78 <b>64</b>
				45	A	San Diego	63 <b>86</b>					154	A	Long Beach St.	66 <b>76</b>
												166	H	San Francisco	76 <b>80</b>
												190	H	UC Irvine	60 <b>63</b>
												197	A	Utah St.	58 <b>100</b>
												225	H	UNLV	71 <b>67</b>
												231	H	Seattle	70 <b>72</b>
												235	H	Santa Clara	65 <b>69</b>
												260	A	Pepperdine	76 <b>64</b>
												260	H	Pepperdine	90 <b>74</b>
												261	A	New Mexico	65 <b>69</b>
												277	H	Northern Ariz.	79 <b>58</b>
												286	H	New Mexico St.	81 <b>64</b>
LAST 12 Division I GAMES:															
84	H	Pacific	95 <b>102</b>	19	H	Gonzaga	82 <b>91</b>								
43	H	St. Mary's (CA)	76 <b>74</b>	43	A	St. Mary's (CA)	74 <b>78</b>								
19	A	Gonzaga	51 <b>88</b>	84	A	Pacific	90 <b>84</b>								
131	A	Portland	66 <b>84</b>	260	A	Pepperdine	76 <b>64</b>								
260	H	Pepperdine	90 <b>74</b>	235	H	Santa Clara	65 <b>69</b>								
131	H	Portland	78 <b>64</b>	166	H	San Francisco	76 <b>80</b>								

Non-Div I Games:

Loyola Marymount



Average RPI Win:	262	WON-LOST	WINNING	LAST 10	STRENGTH OF	OPP. STRENGTH	TEAM	ADJ.	CONF.	ADJ CONF.
Average RPI Loss:	136	RECORD	PCT. RANK	GAMES	SCHEDULE	OF SCHEDULE	RPI	RPI	RPI	RPI
DIV. I ONLY	12- 10	133	6- 4	294	209	220	220	14	14	
DIV. I NON-CONF.	8- 6	125	3- 1	306	246	208	208	16	16	
TOTALS	RPI 1-25	RPI 26-50	W-L RECORDS	RPI 51-100	RPI 101-150	RPI 150+				
12- 10	0- 1	0- 0	OVERALL	0- 4	1- 2	11- 3				
7- 5	0- 0	0- 0	HOME	0- 3	0- 2	7- 0				
4- 5	0- 1	0- 0	AWAY	0- 1	1- 0	3- 3				
1- 0	0- 0	0- 0	NEUTRAL	0- 0	0- 0	1- 0				
8- 6	0- 1	0- 0	NON-CONFERENCE	0- 1	1- 2	7- 2				
4- 3	0- 0	0- 0	HOME	0- 1	0- 2	4- 0				
3- 3	0- 1	0- 0	AWAY	0- 0	1- 0	2- 2				
1- 0	0- 0	0- 0	NEUTRAL	0- 0	0- 0	1- 0				
4- 4	0- 0	0- 0	CONFERENCE	0- 3	0- 0	4- 1				
3- 2	0- 0	0- 0	HOME	0- 2	0- 0	3- 0				
1- 2	0- 0	0- 0	AWAY	0- 1	0- 0	1- 1				
0- 0	0- 0	0- 0	NEUTRAL	0- 0	0- 0	0- 0				

RPI 1-25				RPI 26-50				RPI 51-100				RPI 101+				Team's RPI: 220	
RPI	S	Opponent	Score	RPI	S	Opponent	Score	RPI	S	Opponent	Score	RPI	S	Opponent	Score		
23	A	Syracuse	48 89					66	H	Princeton	56 71	123	H	Bucknell	59 72		
								69	H	Penn	57 67	128	A	Buffalo	79 72		
								73	A	Harvard	69 84	146	H	St. Francis Brooklyn	68 78		
								98	H	Drexel	44 69	185	N	Drake	59 49		
												208	H	Yale	65 56		
												212	H	Colgate	76 62		
												221	A	Robert Morris	63 76		
												231	A	Seattle	49 52		
												251	A	Howard	70 58		
												271	H	Loyola Maryland	57 53		
												280	H	Brown	80 70		
												307	A	Columbia	64 71		
												307	H	Columbia	76 51		
												315	A	Dartmouth	78 59		
												323	A	Morgan St.	59 42		
												329	H	Binghamton	63 52		
												336	H	Vermont	81 46		
LAST 12 Division I GAMES:																	
73	A	Harvard	69 84	307	H	Columbia	76 51										
315	A	Dartmouth	78 59	307	A	Columbia	64 71										
66	H	Princeton	56 71	251	A	Howard	70 58										
69	H	Penn	57 67	323	A	Morgan St.	59 42										
208	H	Yale	65 56	336	H	Vermont	81 46										
280	H	Brown	80 70	98	H	Drexel	44 69										

Non-Div I Games:

Cornell

■ Loss, 
 ■ Non-Conf, S Site, 
 ■ Home 
 ■ Away 
 N Neutral



Average RPI Win: 253		WON-LOST	WINNING	LAST 10	STRENGTH OF	OPP. STRENGTH	TEAM	ADJ.	CONF.	ADJ CONF.
Average RPI Loss: 180		RECORD	PCT. RANK	GAMES	SCHEDULE	OF SCHEDULE	RPI	RPI	RPI	RPI
DIV. I ONLY		15- 9	100	9- 1	329	238	221	221	27	27
DIV. I NON-CONF.		4- 7	229	0- 0	304	174	311	311	27	27
TOTALS		RPI 1-25	RPI 26-50	W-L RECORDS	RPI 51-100	RPI 101-150	RPI 150+			
15- 9	0- 0		0- 0	OVERALL	0- 1	1- 2	14- 6			
11- 4	0- 0		0- 0	HOME	0- 0	1- 1	10- 3			
4- 5	0- 0		0- 0	AWAY	0- 1	0- 1	4- 3			
0- 0	0- 0		0- 0	NEUTRAL	0- 0	0- 0	0- 0			
4- 7	0- 0		0- 0	NON-CONFERENCE	0- 1	0- 2	4- 4			
4- 4	0- 0		0- 0	HOME	0- 0	0- 1	4- 3			
0- 3	0- 0		0- 0	AWAY	0- 1	0- 1	0- 1			
0- 0	0- 0		0- 0	NEUTRAL	0- 0	0- 0	0- 0			
11- 2	0- 0		0- 0	CONFERENCE	0- 0	1- 0	10- 2			
7- 0	0- 0		0- 0	HOME	0- 0	1- 0	6- 0			
4- 2	0- 0		0- 0	AWAY	0- 0	0- 0	4- 2			
0- 0	0- 0		0- 0	NEUTRAL	0- 0	0- 0	0- 0			

[illegible]

Non-Div I Games:

Robert Morris

Loss, Non-Conf, S Site, H Home A Away N Neutral



Non-Conference				Through Games Of Feb. 10, 1911						
Average RPI Win:	242	WON-LOST	WINNING	LAST 10	STRENGTH OF	OPP. STRENGTH	TEAM	ADJ.	CONF.	ADJ CONF.
Average RPI Loss:	123	RECORD	PCT. RANK	GAMES	SCHEDULE	OF SCHEDULE	RPI	RPI	RPI	RPI
DIV. I ONLY	8- 14	252	4- 6	150	134	222	222	10	10	
DIV. I NON-CONF.	4- 7	229	0- 0	247	162	252	252	11	11	
-----										
TOTALS	RPI 1-25		RPI 26-50		W-L RECORDS		RPI 51-100		RPI 101-150	RPI 150+
8- 14	0- 2		0- 1		OVERALL		0- 3		1- 2	7- 6
5- 6	0- 1		0- 0		HOME		0- 1		1- 1	4- 3
3- 8	0- 1		0- 1		AWAY		0- 2		0- 1	3- 3
0- 0	0- 0		0- 0		NEUTRAL		0- 0		0- 0	0- 0
4- 7	0- 2		0- 0		NON-CONFERENCE		0- 1		0- 1	4- 3
2- 4	0- 1		0- 0		HOME		0- 1		0- 1	2- 1
2- 3	0- 1		0- 0		AWAY		0- 0		0- 0	2- 2
0- 0	0- 0		0- 0		NEUTRAL		0- 0		0- 0	0- 0
4- 7	0- 0		0- 1		CONFERENCE		0- 2		1- 1	3- 3
3- 2	0- 0		0- 0		HOME		0- 0		1- 0	2- 2
1- 5	0- 0		0- 1		AWAY		0- 2		0- 1	1- 1
0- 0	0- 0		0- 0		NEUTRAL		0- 0		0- 0	0- 0

RPI 1-25				RPI 26-50				RPI 51-100				RPI 101+				Team's RPI: 222	
RPI	S	Opponent	Score	RPI	S	Opponent	Score	RPI	S	Opponent	Score	RPI	S	Opponent	Score		
11	H	Texas A&M	48 67	28	A	Middle Tenn.	42 86	61	A	East Carolina	49 56	127	A	Charlotte	59 61		
25	A	Oklahoma St.	47 95					80	H	SMU	79 84	138	H	UAB	66 58		
								81	A	Tulane	55 56	148	H	Grand Canyon	65 67		
												156	A	FIU	66 59		
												160	H	UTSA	56 58		
												161	H	Missouri St.	79 85		
												173	H	Old Dominion	68 52		
												191	H	Tulsa	63 79		
												196	A	Fla. Atlantic	69 82		
												204	A	Northern Colo.	69 75		
												246	A	Houston	61 66		
												263	H	Bethune-Cookman	82 49		
												278	H	Marshall	63 50		
												279	A	Denver	93 74		
												314	H	UMKC	77 70		
												334	A	Texas-Arlington	70 55		
LAST 12 Division I GAMES:																	
				61	A	East Carolina	49 56	156	A	FIU	66 59						
				173	H	Old Dominion	68 52	160	H	UTSA	56 58						
				81	A	Tulane	55 56	278	H	Marshall	63 50						
				138	H	UAB	66 58	127	A	Charlotte	59 61						
				191	H	Tulsa	63 79	28	A	Middle Tenn.	42 86						
				196	A	Fla. Atlantic	69 82	161	H	Missouri St.	79 85						

Non-Div I Games:	Cameron	69	41	Abilene Christian	64	50
------------------	---------	----	----	-------------------	----	----

## North Texas

Loss, Non-Conf, S Site, H Home A Away N Neutral



Average RPI Win:	282	WON-LOST	WINNING	LAST 10	STRENGTH OF	OPP. STRENGTH	TEAM	ADJ.	CONF.	ADJ CONF.
Average RPI Loss:	146	RECORD	PCT. RANK	GAMES	SCHEDULE	OF SCHEDULE	RPI	RPI	RPI	RPI
DIV. I ONLY	9- 16	258	5- 5	173	259	223	223	31	31	
DIV. I NON-CONF.	3- 10	285	1- 0	222	37	256	256	31	31	
TOTALS	RPI 1-25	RPI 26-50	W-L RECORDS	RPI 51-100	RPI 101-150	RPI 150+				
9- 16	0- 2	0- 1	OVERALL	0- 2	0- 4	9- 7				
3- 6	0- 0	0- 1	HOME	0- 0	0- 1	3- 4				
6- 8	0- 2	0- 0	AWAY	0- 1	0- 2	6- 3				
0- 2	0- 0	0- 0	NEUTRAL	0- 1	0- 1	0- 0				
3- 10	0- 2	0- 1	NON-CONFERENCE	0- 2	0- 2	3- 3				
1- 3	0- 0	0- 1	HOME	0- 0	0- 0	1- 2				
2- 5	0- 2	0- 0	AWAY	0- 1	0- 1	2- 1				
0- 2	0- 0	0- 0	NEUTRAL	0- 1	0- 1	0- 0				
6- 6	0- 0	0- 0	CONFERENCE	0- 0	0- 2	6- 4				
2- 3	0- 0	0- 0	HOME	0- 0	0- 1	2- 2				
4- 3	0- 0	0- 0	AWAY	0- 0	0- 1	4- 2				
0- 0	0- 0	0- 0	NEUTRAL	0- 0	0- 0	0- 0				

RPI 1-25				RPI 26-50				RPI 51-100				RPI 101+ Team's RPI: 223			
RPI	S	Opponent	Score	RPI	S	Opponent	Score	RPI	S	Opponent	Score	RPI	S	Opponent	Score
2	A	UConn	34 89	26	H	Vanderbilt	56 65	71	A	Quinnipiac	49 62	108	A	Boston College	45 65
10	A	Penn St.	56 70					91	N	Missouri	45 68	115	A	Albany (NY)	68 90
												115	H	Albany (NY)	52 69
												146	N	St. Francis Brooklyn	49 56
												170	A	Stony Brook	57 61
												170	H	Stony Brook	61 48
												210	A	Sacred Heart	70 64
												217	A	Providence	53 79
												228	A	New Hampshire	71 76
												228	H	New Hampshire	56 61
												239	A	Maine	66 56
												239	H	Maine	56 60
												271	A	Loyola Maryland	59 53
												276	H	Central Conn. St.	50 82
												298	H	Massachusetts	59 63
												315	H	Dartmouth	56 43
												326	A	UMass Lowell	80 76
												329	H	Binghamton	66 42
												336	A	Vermont	64 51
												343	A	UMBC	65 55
LAST 12 Division I GAMES:															
228	A	New Hampshire	71 76	329	H	Binghamton	66 42								
239	H	Maine	56 60	326	A	UMass Lowell	80 76								
115	A	Albany (NY)	68 90	228	H	New Hampshire	56 61								
170	H	Stony Brook	61 48	115	H	Albany (NY)	52 69								
336	A	Vermont	64 51	170	A	Stony Brook	57 61								
343	A	UMBC	65 55	315	H	Dartmouth	56 43								

Non-Div I Games:

Hartford

■ Loss, 
■ Non-Conf, 
■ S Site, 
■ H Home 
■ A Away 
N Neutral



Average RPI Win:	250	WON-LOST	WINNING	LAST 10	STRENGTH OF	OPP. STRENGTH	TEAM	ADJ.	CONF.	ADJ CONF.
Average RPI Loss:	149	RECORD	PCT. RANK	GAMES	SCHEDULE	OF SCHEDULE	RPI	RPI	RPI	RPI
DIV. I ONLY	9- 12	208	5- 3	198	258	224	224	24	24	
DIV. I NON-CONF.	3- 6	242	0- 0	59	164	156	156	23	23	
TOTALS	RPI 1-25	RPI 26-50	W-L RECORDS	RPI 51-100	RPI 101-150	RPI 150+				
9- 12	0- 1	0- 0	OVERALL	0- 3	1- 2	8- 6				
5- 5	0- 0	0- 0	HOME	0- 1	0- 0	5- 4				
4- 6	0- 1	0- 0	AWAY	0- 2	1- 1	3- 2				
0- 1	0- 0	0- 0	NEUTRAL	0- 0	0- 1	0- 0				
3- 6	0- 1	0- 0	NON-CONFERENCE	0- 3	1- 2	2- 0				
1- 1	0- 0	0- 0	HOME	0- 1	0- 0	1- 0				
2- 4	0- 1	0- 0	AWAY	0- 2	1- 1	1- 0				
0- 1	0- 0	0- 0	NEUTRAL	0- 0	0- 1	0- 0				
6- 6	0- 0	0- 0	CONFERENCE	0- 0	0- 0	6- 6				
4- 4	0- 0	0- 0	HOME	0- 0	0- 0	4- 4				
2- 2	0- 0	0- 0	AWAY	0- 0	0- 0	2- 2				
0- 0	0- 0	0- 0	NEUTRAL	0- 0	0- 0	0- 0				

RPI 1-25			RPI 26-50			RPI 51-100			RPI 101+ Team's RPI: 224		
RPI	S	Opponent	Score	RPI	S	Opponent	Score	RPI	S	Opponent	Score
24	A	Texas	48 109					68	H	Wichita St.	47 64
								70	A	Arkansas	45 81
								89	A	TCU	46 78
								138	N	UAB	59 70
								141	A	UALR	65 69
								150	A	Rice	79 74
								194	A	Northwestern St.	59 78
								194	H	Northwestern St.	57 53
								199	H	Nicholls St.	51 50
								201	A	Stephen F. Austin	59 89
								201	H	Stephen F. Austin	52 58
								206	H	McNeese St.	55 59
								207	H	Lamar	45 70
								230	H	A&M-Corpus Christi	79 76
								246	A	Southeastern La.	86 85
								253	H	Houston Baptist	85 68
								253	H	Houston Baptist	62 63
								314	A	UMKC	78 76
								316	H	La.-Lafayette	83 73
								344	A	New Orleans	78 47
LAST 12 Division I GAMES:											
201	H	Stephen F. Austin	52 58	246	A	Southeastern La.	86 85				
194	H	Northwestern St.	57 53	199	H	Nicholls St.	51 50				
207	H	Lamar	45 70	206	H	McNeese St.	55 59				
253	H	Houston Baptist	62 63	201	A	Stephen F. Austin	59 89				
230	H	A&M-Corpus Christi	79 76	194	A	Northwestern St.	59 78				
344	A	New Orleans	78 47	89	A	TCU	46 78				

Non-Div I Games: Tex. A&M-Commerce 85 64 Abilene Christian 67 73 Incarnate Word 60 51

Sam Houston St.

Loss, Non-Conf, S Site, H Home A Away N Neutral



Average RPI Win:	213	WON-LOST	WINNING	LAST 10	STRENGTH OF	OPP. STRENGTH	TEAM	ADJ.	CONF.	ADJ CONF.
Average RPI Loss:	121	RECORD	PCT. RANK	GAMES	SCHEDULE	OF SCHEDULE	RPI	RPI	RPI	RPI
DIV. I ONLY	10- 14	216	6- 4	172	112	225	225	19	19	
DIV. I NON-CONF.	3- 9	280	0- 0	152	34	276	276	22	22	
TOTALS	RPI 1-25	RPI 26-50	W-L RECORDS	RPI 51-100	RPI 101-150	RPI 150+				
10- 14	0- 0	0- 2	OVERALL	0- 3	2- 5	8- 4				
7- 8	0- 0	0- 2	HOME	0- 2	2- 3	5- 1				
3- 6	0- 0	0- 0	AWAY	0- 1	0- 2	3- 3				
0- 0	0- 0	0- 0	NEUTRAL	0- 0	0- 0	0- 0				
3- 9	0- 0	0- 2	NON-CONFERENCE	0- 3	2- 1	1- 3				
3- 6	0- 0	0- 2	HOME	0- 2	2- 1	1- 1				
0- 3	0- 0	0- 0	AWAY	0- 1	0- 0	0- 2				
0- 0	0- 0	0- 0	NEUTRAL	0- 0	0- 0	0- 0				
7- 5	0- 0	0- 0	CONFERENCE	0- 0	0- 4	7- 1				
4- 2	0- 0	0- 0	HOME	0- 0	0- 2	4- 0				
3- 3	0- 0	0- 0	AWAY	0- 0	0- 2	3- 1				
0- 0	0- 0	0- 0	NEUTRAL	0- 0	0- 0	0- 0				

RPI S	Opponent	Score	RPI S	Opponent	Score	RPI S	Opponent	Score	RPI S	Opponent	Score	Team's RPI: 225
37	H Oregon St.	60 68	58	H Fordham	63 72	104	H Colorado St.	48 66				
39	H BYU	64 71	62	H Creighton	56 66	127	H Charlotte	75 80				
			82	A Northwestern	53 57	135	A Wyoming	56 82				
						136	H Bakersfield	76 74				
						144	H Clemson	63 54				
						145	A Fresno St.	52 70				
						145	H Fresno St.	63 79				
						166	A San Francisco	61 62				
						168	A Nevada	57 49				
						174	H Utah	59 66				
						189	H San Diego St.	74 59				
						195	A Boise St.	49 79				
						197	A Utah St.	73 67				
						197	H Utah St.	82 80				
						219	A Loyola Marymount	67 71				
						235	H Santa Clara	77 70				
						258	H San Jose St.	90 76				
						261	H New Mexico	78 56				
						342	A Air Force	72 65				
LAST 12 Division I GAMES:												
197	H Utah St.	82 80	197	A Utah St.	73 67							
135	A Wyoming	56 82	189	H San Diego St.	74 59							
104	H Colorado St.	48 66	261	H New Mexico	78 56							
195	A Boise St.	49 79	168	A Nevada	57 49							
258	H San Jose St.	90 76	342	A Air Force	72 65							
145	A Fresno St.	52 70	145	H Fresno St.	63 79							

Non-Div I Games:

UNLV

■ Loss, 
 ■ Non-Conf, 
 S Site, 
 ■ Home 
 ■ Away 
 N Neutral



Average RPI Win: 247		WON-LOST	WINNING	LAST 10	STRENGTH OF	OPP. STRENGTH	TEAM	ADJ.	CONF.	ADJ CONF.
Average RPI Loss: 137		RECORD	PCT. RANK	GAMES	SCHEDULE	OF SCHEDULE	RPI	RPI	RPI	RPI
DIV. I ONLY		9- 15	245	4- 6	175	201	226	226	18	18
DIV. I NON-CONF.		4- 8	242	0- 0	151	211	221	221	18	18
TOTALS	RPI 1-25	RPI 26-50		W-L RECORDS		RPI 51-100	RPI 101-150	RPI 150+		
9- 15	0- 1	0- 2		OVERALL		0- 4	0- 2	9- 6		
5- 6	0- 0	0- 0		HOME		0- 3	0- 1	5- 2		
4- 9	0- 1	0- 2		AWAY		0- 1	0- 1	4- 4		
0- 0	0- 0	0- 0		NEUTRAL		0- 0	0- 0	0- 0		
4- 8	0- 1	0- 2		NON-CONFERENCE		0- 2	0- 1	4- 2		
2- 4	0- 0	0- 0		HOME		0- 2	0- 1	2- 1		
2- 4	0- 1	0- 2		AWAY		0- 0	0- 0	2- 1		
0- 0	0- 0	0- 0		NEUTRAL		0- 0	0- 0	0- 0		
5- 7	0- 0	0- 0		CONFERENCE		0- 2	0- 1	5- 4		
3- 2	0- 0	0- 0		HOME		0- 1	0- 0	3- 1		
2- 5	0- 0	0- 0		AWAY		0- 1	0- 1	2- 3		
0- 0	0- 0	0- 0		NEUTRAL		0- 0	0- 0	0- 0		

RPI 1-25			
RPI	S	Opponent	Score
7	A	Louisville	54 101
RPI 26-50			
RPI	S	Opponent	Score
30	A	Minnesota	36 80
36	A	DePaul	55 93
RPI 51-100			
RPI	S	Opponent	Score
68	A	Wichita St.	50 65
68	H	Wichita St.	58 71
82	H	Northwestern	57 90
93	H	Idaho	60 62
RPI 101+			
RPI	S	Opponent	Score
125	H	Lafayette	55 66
143	A	UNI	59 70
152	H	Indiana St.	71 58
161	A	Missouri St.	41 66
161	H	Missouri St.	63 61
179	H	Eastern Mich.	64 82
185	A	Drake	75 69
218	H	IPFW	82 61
236	H	Illinois St.	54 65
242	A	Evansville	57 75
245	A	Western Ill.	89 79
264	A	Bradley	49 54
264	H	Bradley	73 63
315	H	Dartmouth	56 52
317	A	Eastern Ill.	80 81
335	A	Southern Ill.	60 48
346	A	Chicago St.	77 63
Team's RPI: 226			
LAST 12 Division I GAMES:			
264	A	Bradley	49 54
68	A	Wichita St.	50 65
161	A	Missouri St.	41 66
152	H	Indiana St.	71 58
236	H	Illinois St.	54 65
143	A	UNI	59 70
185	A	Drake	75 69
264	H	Bradley	73 63
161	H	Missouri St.	63 61
68	H	Wichita St.	58 71
335	A	Southern Ill.	60 48
242	A	Evansville	57 75

Non-Div I Games:

Loyola Chicago

Loss, Non-Conf, S Site, H Home A Away N Neutral



Average RPI Win:	276	WON-LOST	WINNING	LAST 10	STRENGTH OF	OPP. STRENGTH	TEAM	ADJ.	CONF.	ADJ CONF.
Average RPI Loss:	107	RECORD	PCT. RANK	GAMES	SCHEDULE	OF SCHEDULE	RPI	RPI	RPI	RPI
DIV. I ONLY	9- 13	224	6- 4	208	128	227	227	21	21	
DIV. I NON-CONF.	3- 8	269	0- 0	166	20	234	234	20	20	
TOTALS	RPI 1-25	RPI 26-50	W-L RECORDS	RPI 51-100	RPI 101-150	RPI 150+				
9- 13	0- 1	0- 2	OVERALL	0- 4	0- 3	9- 3				
6- 5	0- 0	0- 0	HOME	0- 1	0- 2	6- 2				
3- 8	0- 1	0- 2	AWAY	0- 3	0- 1	3- 1				
0- 0	0- 0	0- 0	NEUTRAL	0- 0	0- 0	0- 0				
3- 8	0- 1	0- 2	NON-CONFERENCE	0- 3	0- 0	3- 2				
2- 3	0- 0	0- 0	HOME	0- 1	0- 0	2- 2				
1- 5	0- 1	0- 2	AWAY	0- 2	0- 0	1- 0				
0- 0	0- 0	0- 0	NEUTRAL	0- 0	0- 0	0- 0				
6- 5	0- 0	0- 0	CONFERENCE	0- 1	0- 3	6- 1				
4- 2	0- 0	0- 0	HOME	0- 0	0- 2	4- 0				
2- 3	0- 0	0- 0	AWAY	0- 1	0- 1	2- 1				
0- 0	0- 0	0- 0	NEUTRAL	0- 0	0- 0	0- 0				

RPI 1-25				RPI 26-50				RPI 51-100				RPI 101+ Team's RPI: 227			
RPI	S	Opponent	Score	RPI	S	Opponent	Score	RPI	S	Opponent	Score	RPI	S	Opponent	Score
6	A	Tennessee	50 84	30	A	Minnesota	43 79	53	A	Indiana	55 85	103	H	Green Bay	58 74
				42	A	Michigan St.	62 80	72	A	Temple	57 81	129	A	Ill.-Chicago	62 70
								83	H	Miami (FL)	68 86	129	H	Ill.-Chicago	65 78
								88	A	Wright St.	85 94	169	H	UCF	54 57
												181	A	Cleveland St.	73 62
												232	A	Youngstown St.	64 79
												232	H	Youngstown St.	87 67
												248	A	Western Mich.	72 62
												259	H	Canisius	57 62
												269	H	Manhattan	75 61
												272	H	Niagara	71 57
												284	H	Milwaukee	80 67
												327	H	Valparaiso	88 55
												337	A	Detroit	78 63
												337	H	Detroit	97 78
LAST 12 Division I GAMES:															
337	H	Detroit	97 78	181	A	Cleveland St.	73 62	129	H	Ill.-Chicago	65 78	327	H	Valparaiso	88 55
232	H	Youngstown St.	87 67	232	H	Youngstown St.	87 67	337	A	Detroit	78 63	88	A	Wright St.	85 94
284	H	Milwaukee	80 67	232	A	Youngstown St.	64 79	30	A	Minnesota	43 79				
129	A	Ill.-Chicago	62 70												
103	H	Green Bay	58 74												

Non-Div I Games: Mich.-Dearborn 100 49 Rochester College 86 39

Oakland

Loss, Non-Conf, S Site, H Home A Away N Neutral



Average RPI Win:	<b>242</b>	WON-LOST	WINNING	LAST 10	STRENGTH OF	OPP. STRENGTH	TEAM	ADJ.	CONF.	ADJ CONF.
Average RPI Loss:	<b>72</b>	RECORD	PCT. RANK	GAMES	SCHEDULE	OF SCHEDULE	RPI	RPI	RPI	RPI
DIV. I ONLY	<b>5- 20</b>	<b>318</b>	<b>1- 9</b>	<b>51</b>	<b>46</b>	<b>228</b>	<b>228</b>	<b>5</b>	<b>5</b>	
DIV. I NON-CONF.	<b>4- 7</b>	<b>229</b>	<b>0- 0</b>	<b>216</b>	<b>203</b>	<b>245</b>	<b>245</b>	<b>3</b>	<b>3</b>	
TOTALS	RPI 1-25	RPI 26-50	W-L RECORDS	RPI 51-100	RPI 101-150	RPI 150+				
5- 20	1- 5	0- 2	OVERALL	0- 10	0- 1	4- 2				
4- 8	1- 2	0- 1	HOME	0- 4	0- 0	3- 1				
1- 11	0- 3	0- 1	AWAY	0- 5	0- 1	1- 1				
0- 1	0- 0	0- 0	NEUTRAL	0- 1	0- 0	0- 0				
4- 7	0- 0	0- 1	NON-CONFERENCE	0- 4	0- 1	4- 1				
3- 2	0- 0	0- 0	HOME	0- 1	0- 0	3- 1				
1- 4	0- 0	0- 1	AWAY	0- 2	0- 1	1- 0				
0- 1	0- 0	0- 0	NEUTRAL	0- 1	0- 0	0- 0				
1- 13	1- 5	0- 1	CONFERENCE	0- 6	0- 0	0- 1				
1- 6	1- 2	0- 1	HOME	0- 3	0- 0	0- 0				
0- 7	0- 3	0- 0	AWAY	0- 3	0- 0	0- 1				
0- 0	0- 0	0- 0	NEUTRAL	0- 0	0- 0	0- 0				

RPI 1-25				RPI 26-50				RPI 51-100				RPI 101+ Team's RPI: 228			
RPI	S	Opponent	Score	RPI	S	Opponent	Score	RPI	S	Opponent	Score	RPI	S	Opponent	Score
3	A	Stanford	48 <b>74</b>	37	H	Oregon St.	50 <b>64</b>	51	H	Southern California	45 <b>54</b>	138	A	UAB	53 <b>63</b>
3	H	Stanford	52 <b>96</b>	39	A	BYU	56 <b>64</b>	64	A	Iona	75 <b>82</b>	174	A	Utah	57 <b>60</b>
18	A	California	49 <b>65</b>					65	A	Washington St.	59 <b>61</b>	201	H	Stephen F. Austin	56 <b>60</b>
18	H	California	64 <b>79</b>					77	H	UCLA	61 <b>67</b>	244	H	Texas Tech	65 56
22	A	Arizona St.	36 <b>60</b>					78	A	Washington	52 <b>55</b>	292	H	UC Riverside	75 59
22	H	Arizona St.	68 49					84	A	Pacific	66 <b>75</b>	305	A	UC Santa Barbara	51 49
								86	N	Michigan	71 <b>73</b>	345	H	Ark.-Pine Bluff	67 54
								94	H	Oregon	72 <b>84</b>				
								96	A	Colorado	47 <b>68</b>				
								99	H	Wake Forest	58 <b>70</b>				
LAST 12 Division I GAMES:															
3	A	Stanford	48 <b>74</b>	174	A	Utah	57 <b>60</b>								
18	A	California	49 <b>65</b>	96	A	Colorado	47 <b>68</b>								
22	H	Arizona St.	68 49	18	H	California	64 <b>79</b>								
22	A	Arizona St.	36 <b>60</b>	3	H	Stanford	52 <b>96</b>								
37	H	Oregon St.	50 <b>64</b>	51	H	Southern California	45 <b>54</b>								
94	H	Oregon	72 <b>84</b>	77	H	UCLA	61 <b>67</b>								

Non-Div I Games:

Arizona

■ Loss, 
 ■ Non-Conf, S Site, 
 ■ Home 
 ■ Away 
 N Neutral



Average RPI Win: 281		WON-LOST	WINNING	LAST 10	STRENGTH OF	OPP. STRENGTH	TEAM	ADJ.	CONF.	ADJ CONF.
Average RPI Loss: 194		RECORD	PCT. RANK	GAMES	SCHEDULE	OF SCHEDULE	RPI	RPI	RPI	RPI
DIV. I ONLY		15- 9	100	8- 2	339	319	228	228	31	31
DIV. I NON-CONF.		5- 7	198	0- 0	336	273	299	299	31	31
TOTALS	RPI 1-25		RPI 26-50		W-L RECORDS		RPI 51-100		RPI 101-150	RPI 150+
15- 9	0- 0		0- 0		OVERALL		0- 0		0- 2	15- 7
7- 4	0- 0		0- 0		HOME		0- 0		0- 0	7- 4
8- 5	0- 0		0- 0		AWAY		0- 0		0- 2	8- 3
0- 0	0- 0		0- 0		NEUTRAL		0- 0		0- 0	0- 0
5- 7	0- 0		0- 0		NON-CONFERENCE		0- 0		0- 1	5- 6
2- 4	0- 0		0- 0		HOME		0- 0		0- 0	2- 4
3- 3	0- 0		0- 0		AWAY		0- 0		0- 1	3- 2
0- 0	0- 0		0- 0		NEUTRAL		0- 0		0- 0	0- 0
10- 2	0- 0		0- 0		CONFERENCE		0- 0		0- 1	10- 1
5- 0	0- 0		0- 0		HOME		0- 0		0- 0	5- 0
5- 2	0- 0		0- 0		AWAY		0- 0		0- 1	5- 1
0- 0	0- 0		0- 0		NEUTRAL		0- 0		0- 0	0- 0

[illegible]

Non-Div I Games:	Worcester St.	77	30
------------------	---------------	----	----

New Hampshire

Loss, Non-Conf, S Site, H Home A Away N Neutral



Average RPI Win:	246	WON-LOST	WINNING	LAST 10	STRENGTH OF	OPP. STRENGTH	TEAM	ADJ.	CONF.	ADJ CONF.
Average RPI Loss:	196	RECORD	PCT. RANK	GAMES	SCHEDULE	OF SCHEDULE	RPI	RPI	RPI	RPI
DIV. I ONLY	11- 11	160	4- 4	278	300	230	230	24	24	
DIV. I NON-CONF.	6- 4	114	0- 0	215	329	175	175	23	23	
TOTALS	RPI 1-25	RPI 26-50	W-L RECORDS	RPI 51-100	RPI 101-150	RPI 150+				
11- 11	0- 0	0- 0	OVERALL	0- 0	0- 2	11- 9				
6- 5	0- 0	0- 0	HOME	0- 0	0- 2	6- 3				
5- 6	0- 0	0- 0	AWAY	0- 0	0- 0	5- 6				
0- 0	0- 0	0- 0	NEUTRAL	0- 0	0- 0	0- 0				
6- 4	0- 0	0- 0	NON-CONFERENCE	0- 0	0- 2	6- 2				
2- 3	0- 0	0- 0	HOME	0- 0	0- 2	2- 1				
4- 1	0- 0	0- 0	AWAY	0- 0	0- 0	4- 1				
0- 0	0- 0	0- 0	NEUTRAL	0- 0	0- 0	0- 0				
5- 7	0- 0	0- 0	CONFERENCE	0- 0	0- 0	5- 7				
4- 2	0- 0	0- 0	HOME	0- 0	0- 0	4- 2				
1- 5	0- 0	0- 0	AWAY	0- 0	0- 0	1- 5				
0- 0	0- 0	0- 0	NEUTRAL	0- 0	0- 0	0- 0				

RPI 1-25			RPI 26-50			RPI 51-100			RPI 101+			Team's RPI: 230
RPI	S	Opponent	Score	RPI	S	Opponent	Score	RPI	S	Opponent	Score	
								101	H	Fairfield	55	58
								126	H	Southern Utah	67	74
								160	H	UTSA	50	55
								183	A	Texas Southern	71	69
								194	H	Northwestern St.	59	65
								199	A	Nicholls St.	60	67
								200	A	Belmont	72	62
								201	H	Stephen F. Austin	51	58
								205	A	Central Ark.	62	66
								205	H	Central Ark.	45	42
								206	A	McNeese St.	51	79
								207	A	Lamar	72	87
								216	A	Texas St.	68	60
								224	A	Sam Houston St.	76	79
								241	H	Tex.-Pan American	68	54
								245	H	Western Ill.	66	60
								246	H	Southeastern La.	83	54
								268	A	Oral Roberts	58	53
								268	H	Oral Roberts	61	53
								290	A	Tennessee St.	76	74
								334	A	Texas-Arlington	64	75
								344	H	New Orleans	97	44
LAST 12 Division I GAMES:												
268	H	Oral Roberts	61	53	199	A	Nicholls St.	60	67			
205	H	Central Ark.	45	42	206	A	McNeese St.	51	79			
207	A	Lamar	72	87	201	H	Stephen F. Austin	51	58			
224	A	Sam Houston St.	76	79	194	H	Northwestern St.	59	65			
344	H	New Orleans	97	44	268	A	Oral Roberts	58	53			
246	H	Southeastern La.	83	54	205	A	Central Ark.	62	66			

Non-Div I Games:      Huston-Tillotson    84    64      Incarnate Word      60    56      Abilene Christian    74    71

A&M-Corpus Christi

Loss, Non-Conf, S Site, H Home A Away N Neutral



Average RPI Win: <b>248</b>	WON-LOST	WINNING	LAST 10	STRENGTH OF	OPP. STRENGTH	TEAM	ADJ.	CONF.	ADJ CONF.
Average RPI Loss: <b>170</b>	RECORD	PCT. RANK	GAMES	SCHEDULE	OF SCHEDULE	RPI	RPI	RPI	RPI
DIV. I ONLY	13- 12	155	7- 3	312	233	231	231	29	29
DIV. I NON-CONF.	5- 8	220	0- 0	286	104	248	248	28	28
TOTALS	RPI 1-25	RPI 26-50	W-L RECORDS	RPI 51-100	RPI 101-150	RPI 150+			
13- 12	0- 0	0- 1	OVERALL	0- 4	2- 2	11- 5			
8- 4	0- 0	0- 0	HOME	0- 3	2- 0	6- 1			
5- 8	0- 0	0- 1	AWAY	0- 1	0- 2	5- 4			
0- 0	0- 0	0- 0	NEUTRAL	0- 0	0- 0	0- 0			
5- 8	0- 0	0- 1	NON-CONFERENCE	0- 3	0- 1	5- 3			
3- 3	0- 0	0- 0	HOME	0- 2	0- 0	3- 1			
2- 5	0- 0	0- 1	AWAY	0- 1	0- 1	2- 2			
0- 0	0- 0	0- 0	NEUTRAL	0- 0	0- 0	0- 0			
8- 4	0- 0	0- 0	CONFERENCE	0- 1	2- 1	6- 2			
5- 1	0- 0	0- 0	HOME	0- 1	2- 0	3- 0			
3- 3	0- 0	0- 0	AWAY	0- 0	0- 1	3- 2			
0- 0	0- 0	0- 0	NEUTRAL	0- 0	0- 0	0- 0			

RPI S	Opponent	Score	RPI S	Opponent	Score	RPI S	Opponent	Score	RPI S	Opponent	Score	Team's RPI: 231
45	A San Diego	56 <b>79</b>	65	H Washington St.	72 <b>81</b>	131	A Portland	63 <b>70</b>				
			78	A Washington	60 <b>82</b>	136	A Bakersfield	78 <b>80</b>				
			93	H Idaho	59 <b>77</b>	136	H Bakersfield	74 67				
			94	H Oregon	100 <b>105</b>	148	H Grand Canyon	89 68				
						192	H Montana St.	74 63				
						219	A Loyola Marymount	72 70				
						220	H Cornell	52 49				
						238	A Cal St. Fullerton	53 <b>55</b>				
						241	A Tex.-Pan American	75 68				
						241	H Tex.-Pan American	84 62				
						252	H Coastal Caro.	84 53				
						260	H Pepperdine	73 <b>84</b>				
						266	A Portland St.	80 68				
						286	A New Mexico St.	81 <b>86</b>				
						286	H New Mexico St.	61 51				
						305	A UC Santa Barbara	75 <b>78</b>				
						314	A UMKC	65 <b>77</b>				
						341	A Utah Valley	75 67				
						341	H Utah Valley	69 65				
						346	A Chicago St.	85 58				
LAST 12 Division I GAMES:												
136	H Bakersfield	74 67	341	A Utah Valley	75 67							
341	H Utah Valley	69 65	136	A Bakersfield	78 <b>80</b>							
286	A New Mexico St.	81 <b>86</b>	241	H Tex.-Pan American	84 62							
241	A Tex.-Pan American	75 68	286	H New Mexico St.	61 51							
93	H Idaho	59 <b>77</b>	314	A UMKC	65 <b>77</b>							
148	H Grand Canyon	89 68	346	A Chicago St.	85 58							

Non-Div I Games:

Seattle

■ Loss, 
 ■ Non-Conf, 
 ■ S Site, 
 ■ H Home 
 ■ A Away 
 N Neutral



Average RPI Win:	251	WON-LOST	WINNING	LAST 10	STRENGTH OF	OPP. STRENGTH	TEAM	ADJ.	CONF.	ADJ CONF.
Average RPI Loss:	131	RECORD	PCT. RANK	GAMES	SCHEDULE	OF SCHEDULE	RPI	RPI	RPI	RPI
DIV. I ONLY	9- 12	208	7- 3	162	255	232	232	21	21	
DIV. I NON-CONF.	2- 9	299	0- 2	57	274	259	259	20	20	
TOTALS	RPI 1-25	RPI 26-50	W-L RECORDS	RPI 51-100	RPI 101-150	RPI 150+				
9- 12	0- 1	0- 0	OVERALL	0- 1	2- 7	7- 3				
6- 6	0- 1	0- 0	HOME	0- 0	1- 4	5- 1				
2- 5	0- 0	0- 0	AWAY	0- 1	1- 2	1- 2				
1- 1	0- 0	0- 0	NEUTRAL	0- 0	0- 1	1- 0				
2- 9	0- 1	0- 0	NON-CONFERENCE	0- 0	0- 7	2- 1				
1- 6	0- 1	0- 0	HOME	0- 0	0- 4	1- 1				
0- 2	0- 0	0- 0	AWAY	0- 0	0- 2	0- 0				
1- 1	0- 0	0- 0	NEUTRAL	0- 0	0- 1	1- 0				
7- 3	0- 0	0- 0	CONFERENCE	0- 1	2- 0	5- 2				
5- 0	0- 0	0- 0	HOME	0- 0	1- 0	4- 0				
2- 3	0- 0	0- 0	AWAY	0- 1	1- 0	1- 2				
0- 0	0- 0	0- 0	NEUTRAL	0- 0	0- 0	0- 0				

RPI S	Opponent	Score	RPI S	Opponent	Score	RPI S	Opponent	Score	RPI S	Opponent	Score	Team's RPI: 232
17	H West Virginia	58 85				88	A Wright St.	81 93	101	H VCU	66 85	
									103	H Green Bay	66 57	
									107	H IUPUI	57 66	
									112	A Akron	75 91	
									116	N Delaware	48 69	
									123	A Bucknell	41 66	
									128	H Buffalo	65 72	
									129	A Ill.-Chicago	69 58	
									133	H Cincinnati	62 83	
									181	A Cleveland St.	80 84	
									187	H Northern Ky.	67 53	
									227	A Oakland	67 87	
									227	H Oakland	79 64	
									243	H Miami (OH)	67 70	
									284	H Milwaukee	87 71	
									327	A Valparaiso	62 49	
									327	H Valparaiso	84 56	
									336	N Vermont	74 67	
									337	H Detroit	80 71	
LAST 12 Division I GAMES:												
327	H Valparaiso	84 56	284	H Milwaukee	87 71							
227	A Oakland	67 87	103	H Green Bay	66 57							
88	A Wright St.	81 93	129	A Ill.-Chicago	69 58							
181	A Cleveland St.	80 84	327	A Valparaiso	62 49							
337	H Detroit	80 71	107	H IUPUI	57 66							
227	H Oakland	79 64	112	A Akron	75 91							

Non-Div I Games: Malone 80 73 Ohio Valley 84 52

Youngstown St.

Loss, Non-Conf, S Site, H Home A Away N Neutral



## Jacksonville

Through Games Of Feb. 16, 2014

Average RPI Win:	282	WON-LOST	WINNING	LAST 10	STRENGTH OF	OPP. STRENGTH	TEAM	ADJ.	CONF.	ADJ CONF.
Average RPI Loss:	156	RECORD	PCT. RANK	GAMES	SCHEDULE	OF SCHEDULE	RPI	RPI	RPI	RPI
DIV. I ONLY	10- 12	186	5- 5	316	202	233	233	22	22	
DIV. I NON-CONF.	3- 7	260	0- 0	310	96	275	275	21	21	
TOTALS	RPI 1-25	RPI 26-50	W-L RECORDS	RPI 51-100	RPI 101-150	RPI 150+				
10- 12	0- 0	0- 1	OVERALL	0- 4	0- 0	10- 7				
6- 1	0- 0	0- 0	HOME	0- 0	0- 0	6- 1				
4- 10	0- 0	0- 1	AWAY	0- 4	0- 0	4- 5				
0- 1	0- 0	0- 0	NEUTRAL	0- 0	0- 0	0- 1				
3- 7	0- 0	0- 1	NON-CONFERENCE	0- 2	0- 0	3- 4				
2- 0	0- 0	0- 0	HOME	0- 0	0- 0	2- 0				
1- 6	0- 0	0- 1	AWAY	0- 2	0- 0	1- 3				
0- 1	0- 0	0- 0	NEUTRAL	0- 0	0- 0	0- 1				
7- 5	0- 0	0- 0	CONFERENCE	0- 2	0- 0	7- 3				
4- 1	0- 0	0- 0	HOME	0- 0	0- 0	4- 1				
3- 4	0- 0	0- 0	AWAY	0- 2	0- 0	3- 2				
0- 0	0- 0	0- 0	NEUTRAL	0- 0	0- 0	0- 0				

RPI 1-25				RPI 26-50				RPI 51-100				RPI 101+				Team's RPI: 233	
RPI	S	Opponent	Score	RPI	S	Opponent	Score	RPI	S	Opponent	Score	RPI	S	Opponent	Score		
				32	A	Florida St.	33 71	67	A	Stetson	67 84	151	H	USC Upstate	58 66		
								75	A	FGCU	49 56	162	A	Florida A&M	64 69		
								79	A	South Fla.	53 82	187	A	Northern Ky.	61 69		
								90	A	Alabama	62 75	187	H	Northern Ky.	67 56		
												196	N	Fla. Atlantic	62 71		
												209	A	Mercer	71 67		
												244	A	Texas Tech	48 62		
												255	A	Troy	82 67		
												263	A	Bethune-Cookman	49 57		
												273	H	East Tenn. St.	73 56		
												290	H	Tennessee St.	87 66		
												299	H	Ga. Southern	79 58		
												304	A	Kennesaw St.	74 63		
												320	A	Lipscomb	79 94		
												320	H	Lipscomb	86 65		
												339	A	North Florida	66 51		
												339	H	North Florida	74 42		
LAST 12 Division I GAMES:																	
				187	A	Northern Ky.	61 69	75	A	FGCU	49 56						
				320	A	Lipscomb	79 94	187	H	Northern Ky.	67 56						
				339	A	North Florida	66 51	320	H	Lipscomb	86 65						
				151	H	USC Upstate	58 66	339	H	North Florida	74 42						
				273	H	East Tenn. St.	73 56	209	A	Mercer	71 67						
				67	A	Stetson	67 84	304	A	Kennesaw St.	74 63						

Non-Div I Games: Abilene Christian 72 76

Jacksonville

Loss, Non-Conf, S Site, H Home A Away N Neutral



Average RPI Win: 243		WON-LOST	WINNING	LAST 10	STRENGTH OF	OPP. STRENGTH	TEAM	ADJ.	CONF.	ADJ CONF.
Average RPI Loss: 100		RECORD	PCT. RANK	GAMES	SCHEDULE	OF SCHEDULE	RPI	RPI	RPI	RPI
DIV. I ONLY		7- 17	283	2- 8	70	123	234	234	10	10
DIV. I NON-CONF.		5- 8	220	0- 1	155	155	227	227	11	11
TOTALS		RPI 1-25	RPI 26-50	W-L RECORDS	RPI 51-100	RPI 101-150	RPI 150+			
7- 17	0- 3		0- 3	OVERALL	0- 3	1- 5	6- 3			
7- 6	0- 1		0- 2	HOME	0- 0	1- 3	6- 0			
0- 11	0- 2		0- 1	AWAY	0- 3	0- 2	0- 3			
0- 0	0- 0		0- 0	NEUTRAL	0- 0	0- 0	0- 0			
5- 8	0- 3		0- 0	NON-CONFERENCE	0- 1	1- 2	4- 2			
5- 2	0- 1		0- 0	HOME	0- 0	1- 1	4- 0			
0- 6	0- 2		0- 0	AWAY	0- 1	0- 1	0- 2			
0- 0	0- 0		0- 0	NEUTRAL	0- 0	0- 0	0- 0			
2- 9	0- 0		0- 3	CONFERENCE	0- 2	0- 3	2- 1			
2- 4	0- 0		0- 2	HOME	0- 0	0- 2	2- 0			
0- 5	0- 0		0- 1	AWAY	0- 2	0- 1	0- 1			
0- 0	0- 0		0- 0	NEUTRAL	0- 0	0- 0	0- 0			

RPI 1-25					
RPI	S	Opponent	Score		
5	H	LSU	69	81	
8	A	South Carolina	45	68	
11	A	Texas A&M	52	80	
RPI 26-50					
RPI	S	Opponent	Score		
28	H	Middle Tenn.	51	68	
41	A	UTEP	75	85	
49	H	Southern Miss.	56	67	
RPI 51-100					
RPI	S	Opponent	Score		
61	A	East Carolina	55	86	
63	A	Virginia	82	95	
81	A	Tulane	61	75	
RPI 101+					
RPI	S	Opponent	Score		
118	H	Arkansas St.	68	91	
127	H	Charlotte	61	85	
138	H	UAB	62	71	
141	H	UALR	50	39	
142	A	Ole Miss	68	79	
150	A	Rice	68	82	
160	H	UTSA	71	50	
194	H	Northwestern St.	74	40	
196	H	Fla. Atlantic	64	63	
199	A	Nicholls St.	78	80	
206	A	McNeese St.	51	63	
278	A	Marshall	55	69	
316	H	La.-Lafayette	51	44	
344	H	New Orleans	69	39	
347	H	Alabama A&M	81	51	
Team's RPI: 234					
LAST 12 Division I GAMES:					
138	H	UAB	62	71	196 H Fla. Atlantic 64 63
127	H	Charlotte	61	85	61 A East Carolina 55 86
278	A	Marshall	55	69	150 A Rice 68 82
41	A	UTEP	75	85	28 H Middle Tenn. 51 68
160	H	UTSA	71	50	49 H Southern Miss. 56 67
81	A	Tulane	61	75	11 A Texas A&M 52 80

Non-Div I Games:

Louisiana Tech

Loss, Non-Conf, S Site, H Home A Away N Neutral



Santa Clara

Through Games Of Feb. 16, 2014

Average RPI Win:	204	WON-LOST	WINNING	LAST 10	STRENGTH OF	OPP. STRENGTH	TEAM	ADJ.	CONF.	ADJ CONF.
Average RPI Loss:	130	RECORD	PCT. RANK	GAMES	SCHEDULE	OF SCHEDULE	RPI	RPI	RPI	RPI
DIV. I ONLY	7- 17	283	2- 8	122	140	235	235	8	8	
DIV. I NON-CONF.	3- 7	260	0- 0	321	328	317	317	8	8	
TOTALS	RPI 1-25	RPI 26-50	W-L RECORDS	RPI 51-100	RPI 101-150	RPI 150+				
7- 17	0- 2	0- 5	OVERALL	0- 2	1- 2	6- 6				
3- 9	0- 1	0- 3	HOME	0- 1	1- 0	2- 4				
4- 7	0- 1	0- 2	AWAY	0- 0	0- 2	4- 2				
0- 1	0- 0	0- 0	NEUTRAL	0- 1	0- 0	0- 0				
3- 7	0- 0	0- 0	NON-CONFERENCE	0- 1	0- 1	3- 5				
1- 4	0- 0	0- 0	HOME	0- 0	0- 0	1- 4				
2- 2	0- 0	0- 0	AWAY	0- 0	0- 1	2- 1				
0- 1	0- 0	0- 0	NEUTRAL	0- 1	0- 0	0- 0				
4- 10	0- 2	0- 5	CONFERENCE	0- 1	1- 1	3- 1				
2- 5	0- 1	0- 3	HOME	0- 1	1- 0	1- 0				
2- 5	0- 1	0- 2	AWAY	0- 0	0- 1	2- 1				
0- 0	0- 0	0- 0	NEUTRAL	0- 0	0- 0	0- 0				

RPI 1-25				RPI 26-50				RPI 51-100				RPI 101+ Team's RPI: 235			
RPI	S	Opponent	Score	RPI	S	Opponent	Score	RPI	S	Opponent	Score	RPI	S	Opponent	Score
19	A	Gonzaga	37 89	39	A	BYU	44 61	84	H	Pacific	68 88	131	A	Portland	55 75
19	H	Gonzaga	61 67	39	H	BYU	80 87	92	N	Hampton	48 70	131	H	Portland	69 62
				43	H	St. Mary's (CA)	70 80					145	A	Fresno St.	49 69
				45	A	San Diego	55 79					166	A	San Francisco	74 73
				45	H	San Diego	44 72					166	H	San Francisco	81 72
												167	A	Cal St. Northridge	66 61
												171	H	UC Davis	70 75
												219	A	Loyola Marymount	69 65
												225	A	UNLV	70 77
												240	H	Georgia St.	87 68
												258	H	San Jose St.	93 97
												260	A	Pepperdine	93 100
												292	H	UC Riverside	80 90
												305	H	UC Santa Barbara	62 67
												341	A	Utah Valley	64 61
LAST 12 Division I GAMES:															
166	A	San Francisco	74 73	45	A	San Diego	55 79								
45	H	San Diego	44 72	19	H	Gonzaga	61 67								
39	H	BYU	80 87	131	H	Portland	69 62								
131	A	Portland	55 75	84	H	Pacific	68 88								
19	A	Gonzaga	37 89	43	H	St. Mary's (CA)	70 80								
39	A	BYU	44 61	219	A	Loyola Marymount	69 65								

Non-Div I Games: San Fran. St. 67 57

Santa Clara

Loss, Non-Conf, S Site, H Home A Away N Neutral



Average RPI Win:	219	WON-LOST	WINNING	LAST 10	STRENGTH OF	OPP. STRENGTH	TEAM	ADJ.	CONF.	ADJ CONF.
Average RPI Loss:	153	RECORD	PCT. RANK	GAMES	SCHEDULE	OF SCHEDULE	RPI	RPI	RPI	RPI
DIV. I ONLY	7- 15	275	5- 5	132	205	236	236	18	18	
DIV. I NON-CONF.	1- 9	326	0- 0	38	151	241	241	18	18	
TOTALS	RPI 1-25	RPI 26-50	W-L RECORDS	RPI 51-100	RPI 101-150	RPI 150+				
7- 15	0- 1	0- 1	OVERALL	1- 3	0- 2	6- 8				
3- 7	0- 0	0- 0	HOME	0- 1	0- 2	3- 4				
3- 7	0- 0	0- 1	AWAY	0- 2	0- 0	3- 4				
1- 1	0- 1	0- 0	NEUTRAL	1- 0	0- 0	0- 0				
1- 9	0- 1	0- 1	NON-CONFERENCE	1- 2	0- 1	0- 4				
0- 3	0- 0	0- 0	HOME	0- 0	0- 1	0- 2				
0- 5	0- 0	0- 1	AWAY	0- 2	0- 0	0- 2				
1- 1	0- 1	0- 0	NEUTRAL	1- 0	0- 0	0- 0				
6- 6	0- 0	0- 0	CONFERENCE	0- 1	0- 1	6- 4				
3- 4	0- 0	0- 0	HOME	0- 1	0- 1	3- 2				
3- 2	0- 0	0- 0	AWAY	0- 0	0- 0	3- 2				
0- 0	0- 0	0- 0	NEUTRAL	0- 0	0- 0	0- 0				

RPI 1-25				RPI 26-50				RPI 51-100				RPI 101+				Team's RPI: 236	
RPI	S	Opponent	Score	RPI	S	Opponent	Score	RPI	S	Opponent	Score	RPI	S	Opponent	Score		
10	N	Penn St.	60 72	36	A	DePaul	67 80	56	N	Florida	68 64	104	H	Colorado St.	61 76		
								58	A	Fordham	32 57	143	H	UNI	63 83		
								66	A	Princeton	39 65	152	A	Indiana St.	44 47		
								68	H	Wichita St.	58 74	152	H	Indiana St.	53 50		
												161	H	Missouri St.	72 75		
												185	H	Drake	80 71		
												187	A	Northern Ky.	48 61		
												226	A	Loyola Chicago	65 54		
												237	H	Northern Ill.	52 57		
												242	A	Evansville	78 54		
												242	H	Evansville	62 75		
												264	A	Bradley	62 64		
												279	H	Denver	60 67		
												284	A	Milwaukee	58 73		
												335	A	Southern Ill.	76 59		
												335	H	Southern Ill.	68 63		
LAST 12 Division I GAMES:																	
335	H	Southern Ill.	68 63	68	H	Wichita St.	58 74										
242	H	Evansville	62 75	242	A	Evansville	78 54										
152	H	Indiana St.	53 50	335	A	Southern Ill.	76 59										
264	A	Bradley	62 64	152	A	Indiana St.	44 47										
226	A	Loyola Chicago	65 54	143	H	UNI	63 83										
161	H	Missouri St.	72 75	185	H	Drake	80 71										

Non-Div I Games:

Illinois St.

Loss, Non-Conf, S Site, H Home A Away N Neutral



Average RPI Win:	239	WON-LOST	WINNING	LAST 10	STRENGTH OF	OPP. STRENGTH	TEAM	ADJ.	CONF.	ADJ CONF.
Average RPI Loss:	132	RECORD	PCT. RANK	GAMES	SCHEDULE	OF SCHEDULE	RPI	RPI	RPI	RPI
DIV. I ONLY	8- 14	252	3- 7	179	171	237	237	12	12	
DIV. I NON-CONF.	4- 6	210	0- 0	205	216	218	218	13	13	
TOTALS	RPI 1-25	RPI 26-50	W-L RECORDS	RPI 51-100	RPI 101-150	RPI 150+				
8- 14	0- 0	0- 3	OVERALL	0- 0	0- 7	8- 4				
5- 5	0- 0	0- 0	HOME	0- 0	0- 4	5- 1				
2- 9	0- 0	0- 3	AWAY	0- 0	0- 3	2- 3				
1- 0	0- 0	0- 0	NEUTRAL	0- 0	0- 0	1- 0				
4- 6	0- 0	0- 1	NON-CONFERENCE	0- 0	0- 4	4- 1				
2- 2	0- 0	0- 0	HOME	0- 0	0- 2	2- 0				
1- 4	0- 0	0- 1	AWAY	0- 0	0- 2	1- 1				
1- 0	0- 0	0- 0	NEUTRAL	0- 0	0- 0	1- 0				
4- 8	0- 0	0- 2	CONFERENCE	0- 0	0- 3	4- 3				
3- 3	0- 0	0- 0	HOME	0- 0	0- 2	3- 1				
1- 5	0- 0	0- 2	AWAY	0- 0	0- 1	1- 2				
0- 0	0- 0	0- 0	NEUTRAL	0- 0	0- 0	0- 0				

RPI 1-25			RPI 26-50			RPI 51-100			RPI 101+ Team's RPI: 237		
RPI	S	Opponent	Score	RPI	S	Opponent	Score	RPI	S	Opponent	Score
				34	A	Bowling Green	44 57	103	A	Green Bay	44 78
				35	A	Central Mich.	60 65	111	A	Wisconsin	51 71
				46	A	South Dakota St.	50 67	112	H	Akron	67 71
								128	A	Buffalo	57 66
								128	H	Buffalo	52 63
								129	H	Ill.-Chicago	54 66
								143	H	UNI	64 66
								164	H	Ball St.	50 63
								179	H	Eastern Mich.	77 54
								186	A	Toledo	71 73
								198	H	Ohio	74 51
								207	N	Lamar	79 52
								236	A	Illinois St.	57 52
								243	A	Miami (OH)	69 66
								248	A	Western Mich.	43 56
								264	H	Bradley	63 60
								275	H	Mississippi Val.	79 60
								286	A	New Mexico St.	73 77
								311	H	Kent St.	65 43
LAST 12 Division I GAMES:											
128	A	Buffalo	57 66	128	H	Buffalo	52 63				
164	H	Ball St.	50 63	243	A	Miami (OH)	69 66				
112	H	Akron	67 71	35	A	Central Mich.	60 65				
248	A	Western Mich.	43 56	179	H	Eastern Mich.	77 54				
311	H	Kent St.	65 43	186	A	Toledo	71 73				
34	A	Bowling Green	44 57	198	H	Ohio	74 51				

Non-Div I Games:

Northern Ill.

■ Loss, 
 ■ Non-Conf, 
 ■ S Site, 
 ■ Home 
 ■ A Away 
 N Neutral



Average RPI Win: 261		WON-LOST	WINNING	LAST 10	STRENGTH OF	OPP. STRENGTH	TEAM	ADJ.	CONF.	ADJ CONF.
Average RPI Loss: 122		RECORD	PCT. RANK	GAMES	SCHEDULE	OF SCHEDULE	RPI	RPI	RPI	RPI
DIV. I ONLY		9- 14	237	5- 5	187	186	238	238	16	16
DIV. I NON-CONF.		4- 9	255	1- 1	105	231	236	236	14	14
TOTALS	RPI 1-25	RPI 26-50		W-L RECORDS		RPI 51-100	RPI 101-150	RPI 150+		
9- 14	0- 1	0- 2		OVERALL		0- 1	0- 5	9- 5		
5- 7	0- 1	0- 1		HOME		0- 0	0- 2	5- 3		
4- 5	0- 0	0- 1		AWAY		0- 0	0- 3	4- 1		
0- 2	0- 0	0- 0		NEUTRAL		0- 1	0- 0	0- 1		
4- 9	0- 1	0- 2		NON-CONFERENCE		0- 1	0- 3	4- 2		
3- 4	0- 1	0- 1		HOME		0- 0	0- 2	3- 0		
1- 3	0- 0	0- 1		AWAY		0- 0	0- 1	1- 1		
0- 2	0- 0	0- 0		NEUTRAL		0- 1	0- 0	0- 1		
5- 5	0- 0	0- 0		CONFERENCE		0- 0	0- 2	5- 3		
2- 3	0- 0	0- 0		HOME		0- 0	0- 0	2- 3		
3- 2	0- 0	0- 0		AWAY		0- 0	0- 2	3- 0		
0- 0	0- 0	0- 0		NEUTRAL		0- 0	0- 0	0- 0		

RPI 1-25				RPI 26-50				RPI 51-100				RPI 101+				Team's RPI: 238	
RPI	S	Opponent	Score	RPI	S	Opponent	Score	RPI	S	Opponent	Score	RPI	S	Opponent	Score		
22	H	Arizona St.	55 81	45	H	San Diego	42 65	90	N	Alabama	54 69	105	A	Hawaii	52 65		
				50	A	Iowa St.	52 79					114	A	Cal Poly	65 69		
												115	A	Albany (NY)	49 71		
												145	H	Fresno St.	57 68		
												149	H	South Dakota	57 66		
												154	H	Long Beach St.	64 83		
												167	H	Cal St. Northridge	54 76		
												171	A	UC Davis	65 62		
												171	H	UC Davis	67 69		
												186	N	Toledo	58 59		
												190	H	UC Irvine	75 58		
												195	A	Boise St.	64 66		
												231	H	Seattle	55 53		
												279	H	Denver	63 56		
												286	H	New Mexico St.	63 52		
												292	A	UC Riverside	82 78		
												292	H	UC Riverside	60 57		
												305	A	UC Santa Barbara	67 62		
												307	A	Columbia	80 54		
LAST 12 Division I GAMES:																	
				105	A	Hawaii	52 65					114	A	Cal Poly	65 69		
				171	A	UC Davis	65 62					171	H	UC Davis	67 69		
				167	H	Cal St. Northridge	54 76					190	H	UC Irvine	75 58		
				292	H	UC Riverside	60 57					292	A	UC Riverside	82 78		
				154	H	Long Beach St.	64 83					279	H	Denver	63 56		
				305	A	UC Santa Barbara	67 62					195	A	Boise St.	64 66		

Non-Div I Games:

Cal St. Fullerton

Loss, Non-Conf, S Site, H Home A Away N Neutral



Average RPI Win:	302	WON-LOST	WINNING	LAST 10	STRENGTH OF	OPP. STRENGTH	TEAM	ADJ.	CONF.	ADJ CONF.
Average RPI Loss:	149	RECORD	PCT. RANK	GAMES	SCHEDULE	OF SCHEDULE	RPI	RPI	RPI	RPI
DIV. I ONLY	14- 12	144	6- 4	314	312	239	239	31	31	
DIV. I NON-CONF.	6- 7	165	0- 0	265	240	220	220	31	31	
TOTALS	RPI 1-25	RPI 26-50	W-L RECORDS	RPI 51-100	RPI 101-150	RPI 150+				
14- 12	0- 1	0- 0	OVERALL	0- 0	0- 5	14- 6				
7- 6	0- 0	0- 0	HOME	0- 0	0- 2	7- 4				
7- 5	0- 1	0- 0	AWAY	0- 0	0- 2	7- 2				
0- 1	0- 0	0- 0	NEUTRAL	0- 0	0- 1	0- 0				
6- 7	0- 1	0- 0	NON-CONFERENCE	0- 0	0- 3	6- 3				
4- 2	0- 0	0- 0	HOME	0- 0	0- 1	4- 1				
2- 4	0- 1	0- 0	AWAY	0- 0	0- 1	2- 2				
0- 1	0- 0	0- 0	NEUTRAL	0- 0	0- 1	0- 0				
8- 5	0- 0	0- 0	CONFERENCE	0- 0	0- 2	8- 3				
3- 4	0- 0	0- 0	HOME	0- 0	0- 1	3- 3				
5- 1	0- 0	0- 0	AWAY	0- 0	0- 1	5- 0				
0- 0	0- 0	0- 0	NEUTRAL	0- 0	0- 0	0- 0				

RPI	S	Opponent	Score	RPI	S	Opponent	Score	RPI	S	Opponent	Score	RPI	S	Opponent	Score	Team's RPI: 239
23	A	Syracuse	42 97									101	N	Fairfield	59 80	
												103	A	Green Bay	49 72	
												103	H	Green Bay	49 66	
												115	A	Albany (NY)	56 84	
												115	H	Albany (NY)	56 58	
												170	H	Stony Brook	49 65	
												188	A	Northeastern	55 81	
												203	H	Towson	72 58	
												208	H	Yale	85 86	
												210	A	Sacred Heart	75 76	
												223	A	Hartford	60 56	
												223	H	Hartford	56 66	
												228	H	New Hampshire	73 74	
												257	H	Bryant	75 65	
												280	A	Brown	60 59	
												298	H	Massachusetts	86 56	
												302	A	LIU Brooklyn	66 50	
												319	H	North Dakota St.	64 59	
												326	A	UMass Lowell	75 66	
												329	A	Binghamton	64 51	
												329	H	Binghamton	65 53	
												336	A	Vermont	69 52	
												336	H	Vermont	92 62	
												343	A	UMBC	61 48	
												343	H	UMBC	68 39	
LAST 12 Division I GAMES:																
115	H	Albany (NY)	56 58	170	H	Stony Brook	49 65									
223	A	Hartford	60 56	326	A	UMass Lowell	75 66									
329	H	Binghamton	65 53	115	A	Albany (NY)	56 84									
336	A	Vermont	69 52	336	H	Vermont	92 62									
343	A	UMBC	61 48	329	A	Binghamton	64 51									
228	H	New Hampshire	73 74	343	H	UMBC	68 39									

Non-Div I Games:

Maine

■ Loss, 
 ■ Non-Conf, 
 ■ S Site, 
 ■ H Home 
 ■ A Away 
 N Neutral



Average RPI Win:	251	WON-LOST	WINNING	LAST 10	STRENGTH OF	OPP. STRENGTH	TEAM	ADJ.	CONF.	ADJ CONF.
Average RPI Loss:	193	RECORD	PCT. RANK	GAMES	SCHEDULE	OF SCHEDULE	RPI	RPI	RPI	RPI
DIV. I ONLY	10- 13	201	5- 4	287	274	240	240	26	26	
DIV. I NON-CONF.	4- 8	242	0- 0	263	280	258	258	26	26	
TOTALS	RPI 1-25	RPI 26-50	W-L RECORDS	RPI 51-100	RPI 101-150	RPI 150+				
10- 13	0- 0	0- 1	OVERALL	0- 2	2- 2	8- 8				
5- 4	0- 0	0- 1	HOME	0- 0	1- 1	4- 2				
5- 8	0- 0	0- 0	AWAY	0- 1	1- 1	4- 6				
0- 1	0- 0	0- 0	NEUTRAL	0- 1	0- 0	0- 0				
4- 8	0- 0	0- 1	NON-CONFERENCE	0- 2	0- 0	4- 5				
2- 2	0- 0	0- 1	HOME	0- 0	0- 0	2- 1				
2- 5	0- 0	0- 0	AWAY	0- 1	0- 0	2- 4				
0- 1	0- 0	0- 0	NEUTRAL	0- 1	0- 0	0- 0				
6- 5	0- 0	0- 0	CONFERENCE	0- 0	2- 2	4- 3				
3- 2	0- 0	0- 0	HOME	0- 0	1- 1	2- 1				
3- 3	0- 0	0- 0	AWAY	0- 0	1- 1	2- 2				
0- 0	0- 0	0- 0	NEUTRAL	0- 0	0- 0	0- 0				

RPI S	Opponent	Score	RPI S	Opponent	Score	RPI S	Opponent	Score	RPI S	Opponent	Score	Team's RPI: 240
48	H Georgia	58 70	85	N N.C. A&T	49 74	118	A Arkansas St.	76 74	118	H Arkansas St.	75 80	
			95	A UT Martin	80 84	141	H UALR	61 59	147	A Western Ky.	59 80	
						169	H UCF	77 85	200	H Belmont	87 84	
						201	A Stephen F. Austin	60 66	235	A Santa Clara	68 87	
						255	A Troy	90 111	255	H Troy	85 77	
						258	A San Jose St.	81 95	274	A Western Caro.	61 74	
						281	H Jacksonville St.	65 63	285	A La.-Monroe	77 66	
						294	A South Ala.	57 65	294	H South Ala.	63 55	
						304	A Kennesaw St.	60 54	311	A Kent St.	56 55	
						316	A La.-Lafayette	72 67	334	H Texas-Arlington	51 67	
LAST 12 Division I GAMES:												
255	A Troy	90 111	141	H UALR	61 59							
118	H Arkansas St.	75 80	118	A Arkansas St.	76 74							
334	H Texas-Arlington	51 67	147	A Western Ky.	59 80							
294	H South Ala.	63 55	294	A South Ala.	57 65							
285	A La.-Monroe	77 66	255	H Troy	85 77							
316	A La.-Lafayette	72 67	235	A Santa Clara	68 87							

Non-Div I Games:

Georgia St.

■ Loss, 
 ■ Non-Conf, 
 ■ S Site, 
 ■ H Home 
 ■ A Away 
 N Neutral



Average RPI Win:	281	WON-LOST	WINNING	LAST 10	STRENGTH OF	OPP. STRENGTH	TEAM	ADJ.	CONF.	ADJ CONF.
Average RPI Loss:	168	RECORD	PCT. RANK	GAMES	SCHEDULE	OF SCHEDULE	RPI	RPI	RPI	RPI
DIV. I ONLY	10- 13	201	5- 5	262	334	241	241	29	29	
DIV. I NON-CONF.	4- 7	229	0- 0	165	305	202	202	28	28	
TOTALS	RPI 1-25	RPI 26-50	W-L RECORDS	RPI 51-100	RPI 101-150	RPI 150+				
10- 13	0- 1	0- 0	OVERALL	0- 4	2- 2	8- 6				
5- 3	0- 0	0- 0	HOME	0- 1	1- 1	4- 1				
3- 9	0- 1	0- 0	AWAY	0- 3	0- 1	3- 4				
2- 1	0- 0	0- 0	NEUTRAL	0- 0	1- 0	1- 1				
4- 7	0- 1	0- 0	NON-CONFERENCE	0- 2	1- 1	3- 3				
1- 1	0- 0	0- 0	HOME	0- 0	0- 1	1- 0				
1- 5	0- 1	0- 0	AWAY	0- 2	0- 0	1- 2				
2- 1	0- 0	0- 0	NEUTRAL	0- 0	1- 0	1- 1				
6- 6	0- 0	0- 0	CONFERENCE	0- 2	1- 1	5- 3				
4- 2	0- 0	0- 0	HOME	0- 1	1- 0	3- 1				
2- 4	0- 0	0- 0	AWAY	0- 1	0- 1	2- 2				
0- 0	0- 0	0- 0	NEUTRAL	0- 0	0- 0	0- 0				

RPI 1-25				RPI 26-50				RPI 51-100				RPI 101+ Team's RPI: 241			
RPI	S	Opponent	Score	RPI	S	Opponent	Score	RPI	S	Opponent	Score	RPI	S	Opponent	Score
25	A	Oklahoma St.	48 90					68	A	Wichita St.	40 69	101	H	VCU	57 67
								89	A	TCU	47 73	136	A	Bakersfield	74 82
								93	A	Idaho	65 76	143	N	UNI	70 47
								93	H	Idaho	52 85	148	H	Grand Canyon	60 58
												230	A	A&M-Corpus Christi	54 68
												231	A	Seattle	62 84
												231	H	Seattle	68 75
												244	A	Texas Tech	48 70
												253	A	Houston Baptist	76 74
												286	H	New Mexico St.	66 61
												301	N	Norfolk St.	50 36
												314	A	UMKC	84 87
												314	H	UMKC	65 50
												333	N	Omaha	61 73
												334	H	Texas-Arlington	75 63
												341	A	Utah Valley	64 54
												346	A	Chicago St.	75 52
												346	H	Chicago St.	66 44
LAST 12 Division I GAMES:															
314	A	UMKC	84 87	286	H	New Mexico St.	66 61								
346	A	Chicago St.	75 52	346	H	Chicago St.	66 44								
93	H	Idaho	52 85	314	H	UMKC	65 50								
231	H	Seattle	68 75	231	A	Seattle	62 84								
136	A	Bakersfield	74 82	93	A	Idaho	65 76								
341	A	Utah Valley	64 54	148	H	Grand Canyon	60 58								

Non-Div I Games: Schreiner 87 46 Texas Lutheran 80 37

Tex.-Pan American

Loss, Non-Conf, S Site, H Home A Away N Neutral



Average RPI Win:	209	WON-LOST	WINNING	LAST 10	STRENGTH OF	OPP. STRENGTH	TEAM	ADJ.	CONF.	ADJ CONF.
Average RPI Loss:	196	RECORD	PCT. RANK	GAMES	SCHEDULE	OF SCHEDULE	RPI	RPI	RPI	RPI
DIV. I ONLY	10- 14	216	4- 6	250	235	242	242	18	18	
DIV. I NON-CONF.	5- 6	173	0- 0	269	313	228	228	18	18	
TOTALS	RPI 1-25	RPI 26-50	W-L RECORDS	RPI 51-100	RPI 101-150	RPI 150+				
10- 14	0- 0	0- 0	OVERALL	0- 3	1- 1	9- 10				
6- 5	0- 0	0- 0	HOME	0- 0	1- 0	5- 5				
4- 9	0- 0	0- 0	AWAY	0- 3	0- 1	4- 5				
0- 0	0- 0	0- 0	NEUTRAL	0- 0	0- 0	0- 0				
5- 6	0- 0	0- 0	NON-CONFERENCE	0- 2	0- 0	5- 4				
4- 1	0- 0	0- 0	HOME	0- 0	0- 0	4- 1				
1- 5	0- 0	0- 0	AWAY	0- 2	0- 0	1- 3				
0- 0	0- 0	0- 0	NEUTRAL	0- 0	0- 0	0- 0				
5- 8	0- 0	0- 0	CONFERENCE	0- 1	1- 1	4- 6				
2- 4	0- 0	0- 0	HOME	0- 0	1- 0	1- 4				
3- 4	0- 0	0- 0	AWAY	0- 1	0- 1	3- 2				
0- 0	0- 0	0- 0	NEUTRAL	0- 0	0- 0	0- 0				

RPI 1-25			RPI 26-50			RPI 51-100			RPI 101+			Team's RPI: 242
RPI	S	Opponent	Score	RPI	S	Opponent	Score	RPI	S	Opponent	Score	
						68 A Wichita St.	48 66	143 A UNI			56 64	
						91 A Missouri	43 78	143 H UNI			59 50	
						95 A UT Martin	77 93	152 A Indiana St.			63 56	
								152 H Indiana St.			46 67	
								161 A Missouri St.			70 87	
								164 H Ball St.			80 69	
								185 A Drake			71 67	
								185 H Drake			57 72	
								186 H Toledo			90 80	
								193 A Saint Louis			49 50	
								218 H IPFW			80 67	
								226 H Loyola Chicago			75 57	
								236 A Illinois St.			75 62	
								236 H Illinois St.			54 78	
								255 A Troy			86 94	
								258 A San Jose St.			84 90	
								264 H Bradley			76 77	
								267 A Austin Peay			65 50	
								313 H Murray St.			50 62	
								317 H Eastern Ill.			81 46	
								335 A Southern Ill.			57 66	
LAST 12 Division I GAMES:												
152 A		Indiana St.	63 56	335 A		Southern Ill.	57 66					
236 A		Illinois St.	75 62	236 H		Illinois St.	54 78					
143 H		UNI	59 50	152 H		Indiana St.	46 67					
185 H		Drake	57 72	185 A		Drake	71 67					
68 A		Wichita St.	48 66	143 A		UNI	56 64					
161 A		Missouri St.	70 87	264 H		Bradley	76 77					

Non-Div I Games:

Evansville



Average RPI Win:	221	WON-LOST	WINNING	LAST 10	STRENGTH OF	OPP. STRENGTH	TEAM	ADJ.	CONF.	ADJ CONF.
Average RPI Loss:	151	RECORD	PCT. RANK	GAMES	SCHEDULE	OF SCHEDULE	RPI	RPI	RPI	RPI
DIV. I ONLY	7- 16	278	3- 7	145	215	243	243	12	12	
DIV. I NON-CONF.	4- 7	229	0- 0	114	277	194	194	13	13	
TOTALS	RPI 1-25	RPI 26-50	W-L RECORDS	RPI 51-100	RPI 101-150	RPI 150+				
7- 16	0- 0	0- 3	OVERALL	0- 2	1- 2	6- 9				
4- 6	0- 0	0- 1	HOME	0- 1	1- 0	3- 4				
3- 10	0- 0	0- 2	AWAY	0- 1	0- 2	3- 5				
0- 0	0- 0	0- 0	NEUTRAL	0- 0	0- 0	0- 0				
4- 7	0- 0	0- 1	NON-CONFERENCE	0- 2	0- 1	4- 3				
2- 3	0- 0	0- 1	HOME	0- 1	0- 0	2- 1				
2- 4	0- 0	0- 0	AWAY	0- 1	0- 1	2- 2				
0- 0	0- 0	0- 0	NEUTRAL	0- 0	0- 0	0- 0				
3- 9	0- 0	0- 2	CONFERENCE	0- 0	1- 1	2- 6				
2- 3	0- 0	0- 0	HOME	0- 0	1- 0	1- 3				
1- 6	0- 0	0- 2	AWAY	0- 0	0- 1	1- 3				
0- 0	0- 0	0- 0	NEUTRAL	0- 0	0- 0	0- 0				

RPI S	Opponent	Score	RPI S	Opponent	Score	RPI S	Opponent	Score	RPI S	Opponent	Score	Team's RPI: 243
			32	H Florida St.	62 71	74	H Duquesne	58 78	112	H Akron	79 76	
			34	A Bowling Green	45 91	88	A Wright St.	63 90	128	A Buffalo	56 58	
			35	A Central Mich.	47 88				129	A Ill.-Chicago	66 76	
									154	A Long Beach St.	61 76	
									179	A Eastern Mich.	71 65	
									181	H Cleveland St.	91 80	
									186	A Toledo	52 68	
									186	H Toledo	65 73	
									187	A Northern Ky.	76 66	
									189	A San Diego St.	64 75	
									198	A Ohio	79 97	
									232	A Youngstown St.	70 67	
									237	H Northern Ill.	66 69	
									248	A Western Mich.	75 86	
									248	H Western Mich.	78 88	
									250	H Eastern Ky.	55 59	
									311	H Kent St.	72 62	
									346	H Chicago St.	55 39	
LAST 12 Division I GAMES:												
			35	A Central Mich.	47 88	248	A Western Mich.	75 86				
			34	A Bowling Green	45 91	237	H Northern Ill.	66 69				
			186	H Toledo	65 73	112	H Akron	79 76				
			179	A Eastern Mich.	71 65	186	A Toledo	52 68				
			128	A Buffalo	56 58	198	A Ohio	79 97				
			311	H Kent St.	72 62	248	H Western Mich.	78 88				

Non-Div I Games:

Miami (OH)

■ Loss, 
 ■ Non-Conf, 
 ■ S Site, 
 ■ H Home 
 ■ A Away 
 N Neutral



Average RPI Win:	261	WON-LOST	WINNING	LAST 10	STRENGTH OF	OPP. STRENGTH	TEAM	ADJ.	CONF.	ADJ CONF.
Average RPI Loss:	69	RECORD	PCT. RANK	GAMES	SCHEDULE	OF SCHEDULE	RPI	RPI	RPI	RPI
DIV. I ONLY	6- 18	300	0- 10	80	62	244	244	4	4	
DIV. I NON-CONF.	6- 4	114	0- 0	261	268	217	217	5	5	
TOTALS	RPI 1-25	RPI 26-50	W-L RECORDS	RPI 51-100	RPI 101-150	RPI 150+				
6- 18	0- 6	0- 3	OVERALL	0- 4	0- 4	6- 1				
6- 8	0- 3	0- 2	HOME	0- 1	0- 2	6- 0				
0- 8	0- 3	0- 1	AWAY	0- 1	0- 2	0- 1				
0- 2	0- 0	0- 0	NEUTRAL	0- 2	0- 0	0- 0				
6- 4	0- 1	0- 0	NON-CONFERENCE	0- 2	0- 0	6- 1				
6- 1	0- 1	0- 0	HOME	0- 0	0- 0	6- 0				
0- 1	0- 0	0- 0	AWAY	0- 0	0- 0	0- 1				
0- 2	0- 0	0- 0	NEUTRAL	0- 2	0- 0	0- 0				
0- 14	0- 5	0- 3	CONFERENCE	0- 2	0- 4	0- 0				
0- 7	0- 2	0- 2	HOME	0- 1	0- 2	0- 0				
0- 7	0- 3	0- 1	AWAY	0- 1	0- 2	0- 0				
0- 0	0- 0	0- 0	NEUTRAL	0- 0	0- 0	0- 0				

RPI 1-25				RPI 26-50				RPI 51-100				RPI 101+ Team's RPI: 244			
RPI	S	Opponent	Score	RPI	S	Opponent	Score	RPI	S	Opponent	Score	RPI	S	Opponent	Score
14	A	Baylor	43 92	40	H	Oklahoma	38 68	52	N	Rutgers	52 61	106	A	Kansas	46 67
14	H	Baylor	58 75	50	A	Iowa St.	48 74	86	N	Michigan	71 82	106	H	Kansas	62 70
17	H	West Virginia	51 70	50	H	Iowa St.	76 85	89	A	TCU	57 72	119	A	Kansas St.	54 60
22	H	Arizona St.	77 85					89	H	TCU	54 65	119	H	Kansas St.	65 72
24	A	Texas	51 88									196	H	Fla. Atlantic	76 63
25	A	Oklahoma St.	56 82									228	A	Arizona	56 65
												233	H	Jacksonville	62 48
												241	H	Tex.-Pan American	70 48
												261	H	New Mexico	64 56
												287	H	Grambling	86 68
												345	H	Ark.-Pine Bluff	58 50
LAST 12 Division I GAMES:															
119	A	Kansas St.	54 60	50	H	Iowa St.	76 85								
14	H	Baylor	58 75	17	H	West Virginia	51 70								
89	A	TCU	57 72	25	A	Oklahoma St.	56 82								
24	A	Texas	51 88	119	H	Kansas St.	65 72								
106	H	Kansas	62 70	106	A	Kansas	46 67								
14	A	Baylor	43 92	50	A	Iowa St.	48 74								

Non-Div I Games: Abilene Christian 57 58

Texas Tech

Loss, Non-Conf, S Site, H Home A Away N Neutral



Average RPI Win:	259	WON-LOST	WINNING	LAST 10	STRENGTH OF	OPP. STRENGTH	TEAM	ADJ.	CONF.	ADJ CONF.
Average RPI Loss:	184	RECORD	PCT. RANK	GAMES	SCHEDULE	OF SCHEDULE	RPI	RPI	RPI	RPI
DIV. I ONLY	10- 12	186	5- 5	296	253	245	245	20	20	
DIV. I NON-CONF.	5- 7	198	0- 0	293	287	251	251	19	19	
TOTALS	RPI 1-25	RPI 26-50	W-L RECORDS	RPI 51-100	RPI 101-150	RPI 150+				
10- 12	0- 0	0- 3	OVERALL	0- 1	2- 1	8- 7				
4- 6	0- 0	0- 1	HOME	0- 0	0- 1	4- 4				
5- 6	0- 0	0- 2	AWAY	0- 1	1- 0	4- 3				
1- 0	0- 0	0- 0	NEUTRAL	0- 0	1- 0	0- 0				
5- 7	0- 0	0- 1	NON-CONFERENCE	0- 1	1- 0	4- 5				
2- 3	0- 0	0- 0	HOME	0- 0	0- 0	2- 3				
2- 4	0- 0	0- 1	AWAY	0- 1	0- 0	2- 2				
1- 0	0- 0	0- 0	NEUTRAL	0- 0	1- 0	0- 0				
5- 5	0- 0	0- 2	CONFERENCE	0- 0	1- 1	4- 2				
2- 3	0- 0	0- 1	HOME	0- 0	0- 1	2- 1				
3- 2	0- 0	0- 1	AWAY	0- 0	1- 0	2- 1				
0- 0	0- 0	0- 0	NEUTRAL	0- 0	0- 0	0- 0				

RPI S	Opponent	Score	RPI S	Opponent	Score	RPI S	Opponent	Score	RPI S	Opponent	Score	Team's RPI: 245
40	A Oklahoma	80 97	91	A Missouri	60 75	107	H IUPUI	60 77				
46	A South Dakota St.	79 83				138	N UAB	71 65				
46	H South Dakota St.	66 67				149	A South Dakota	81 71				
						193	H Saint Louis	87 85				
						196	H Fla. Atlantic	77 81				
						218	H IPFW	68 65				
						226	H Loyola Chicago	79 89				
						230	A A&M-Corpus Christi	60 66				
						279	A Denver	83 87				
						284	A Milwaukee	99 86				
						306	H SIU Edwardsville	70 78				
						308	H Southeast Mo. St.	79 58				
						314	A UMKC	80 74				
						317	A Eastern Ill.	64 68				
						319	A North Dakota St.	76 68				
						319	H North Dakota St.	77 83				
						333	A Omaha	84 62				
						333	H Omaha	71 65				
LAST 12 Division I GAMES:												
46	A South Dakota St.	79 83	149	A South Dakota	81 71							
319	A North Dakota St.	76 68	319	H North Dakota St.	77 83							
333	H Omaha	71 65	46	H South Dakota St.	66 67							
218	H IPFW	68 65	333	A Omaha	84 62							
107	H IUPUI	60 77	314	A UMKC	80 74							
279	A Denver	83 87	91	A Missouri	60 75							

Non-Div I Games: William Woods 98 55 Culver-Stockton 113 38 St. Francis (IL) 121 52

Western Ill.



Average RPI Win:	242	WON-LOST	WINNING	LAST 10	STRENGTH OF	OPP. STRENGTH	TEAM	ADJ.	CONF.	ADJ CONF.
Average RPI Loss:	160	RECORD	PCT. RANK	GAMES	SCHEDULE	OF SCHEDULE	RPI	RPI	RPI	RPI
DIV. I ONLY	5- 17	309	4- 5	98	293	246	246	24	24	
DIV. I NON-CONF.	0- 11	338	0- 0	24	218	268	268	23	23	
TOTALS	RPI 1-25	RPI 26-50	W-L RECORDS	RPI 51-100	RPI 101-150	RPI 150+				
5- 17	0- 1	0- 2	OVERALL	0- 3	0- 2	5- 9				
3- 2	0- 0	0- 0	HOME	0- 0	0- 0	3- 2				
2- 12	0- 0	0- 1	AWAY	0- 3	0- 1	2- 7				
0- 3	0- 1	0- 1	NEUTRAL	0- 0	0- 1	0- 0				
0- 11	0- 1	0- 2	NON-CONFERENCE	0- 3	0- 2	0- 3				
0- 0	0- 0	0- 0	HOME	0- 0	0- 0	0- 0				
0- 8	0- 0	0- 1	AWAY	0- 3	0- 1	0- 3				
0- 3	0- 1	0- 1	NEUTRAL	0- 0	0- 1	0- 0				
5- 6	0- 0	0- 0	CONFERENCE	0- 0	0- 0	5- 6				
3- 2	0- 0	0- 0	HOME	0- 0	0- 0	3- 2				
2- 4	0- 0	0- 0	AWAY	0- 0	0- 0	2- 4				
0- 0	0- 0	0- 0	NEUTRAL	0- 0	0- 0	0- 0				

RPI 1-25			RPI 26-50			RPI 51-100			RPI 101+ Team's RPI: 246		
RPI	S	Opponent	Score	RPI	S	Opponent	Score	RPI	S	Opponent	Score
16	N	North Carolina St.	59 <b>87</b>	28	N	Middle Tenn.	71 <b>89</b>	76	A	Mississippi St.	57 <b>109</b>
				41	A	UTEP	65 <b>87</b>	80	A	SMU	39 <b>82</b>
								81	A	Tulane	52 <b>80</b>
										Ole Miss	69 <b>96</b>
										Grand Canyon	57 <b>62</b>
										Southern U.	56 <b>63</b>
										Nicholls St.	55 <b>84</b>
										Nicholls St.	68 66
										Central Ark.	70 <b>80</b>
										McNeese St.	82 65
										McNeese St.	61 <b>75</b>
										Lamar	67 62
										Sam Houston St.	85 <b>86</b>
										A&M-Corpus Christi	54 <b>83</b>
										Houston Baptist	85 84
										Oral Roberts	78 <b>81</b>
										La.-Monroe	77 <b>87</b>
										La.-Lafayette	53 <b>66</b>
										New Orleans	84 55
LAST 12 Division I GAMES:											
199	H	Nicholls St.	68 66	230	A	A&M-Corpus Christi	54 <b>83</b>				
206	H	McNeese St.	61 <b>75</b>	207	H	Lamar	67 62				
268	A	Oral Roberts	78 <b>81</b>	224	H	Sam Houston St.	85 <b>86</b>				
205	A	Central Ark.	70 <b>80</b>	199	A	Nicholls St.	55 <b>84</b>				
344	H	New Orleans	84 55	206	A	McNeese St.	82 65				
253	A	Houston Baptist	85 84	316	A	La.-Lafayette	53 <b>66</b>				

Non-Div I Games: Mobile 78 68 Incarnate Word 67 55

Southeastern La.

■ Loss, 
 ■ Non-Conf, 
 ■ S Site, 
 ■ Home 
 ■ Away 
 N Neutral



Average RPI Win:	217	WON-LOST	WINNING	LAST 10	STRENGTH OF	OPP. STRENGTH	TEAM	ADJ.	CONF.	ADJ CONF.
Average RPI Loss:	92	RECORD	PCT. RANK	GAMES	SCHEDULE	OF SCHEDULE	RPI	RPI	RPI	RPI
DIV. I ONLY	5- 20	318	1- 9	105	41	246	246	6	6	
DIV. I NON-CONF.	4- 7	229	0- 0	211	56	235	235	6	6	
TOTALS	RPI 1-25	RPI 26-50	W-L RECORDS	RPI 51-100	RPI 101-150	RPI 150+				
5- 20	0- 3	0- 0	OVERALL	0- 11	2- 2	3- 4				
3- 10	0- 2	0- 0	HOME	0- 6	0- 1	3- 1				
2- 10	0- 1	0- 0	AWAY	0- 5	2- 1	0- 3				
0- 0	0- 0	0- 0	NEUTRAL	0- 0	0- 0	0- 0				
4- 7	0- 1	0- 0	NON-CONFERENCE	0- 4	1- 0	3- 2				
3- 3	0- 1	0- 0	HOME	0- 2	0- 0	3- 0				
1- 4	0- 0	0- 0	AWAY	0- 2	1- 0	0- 2				
0- 0	0- 0	0- 0	NEUTRAL	0- 0	0- 0	0- 0				
1- 13	0- 2	0- 0	CONFERENCE	0- 7	1- 2	0- 2				
0- 7	0- 1	0- 0	HOME	0- 4	0- 1	0- 1				
1- 6	0- 1	0- 0	AWAY	0- 3	1- 1	0- 1				
0- 0	0- 0	0- 0	NEUTRAL	0- 0	0- 0	0- 0				

RPI 1-25				RPI 26-50				RPI 51-100				RPI 101+ Team's RPI: 246			
RPI	S	Opponent	Score	RPI	S	Opponent	Score	RPI	S	Opponent	Score	RPI	S	Opponent	Score
2	A	UConn	40 90					52	A	Rutgers	47 68	133	A	Cincinnati	48 39
7	H	Louisville	52 93					52	H	Rutgers	42 74	133	H	Cincinnati	50 59
11	H	Texas A&M	51 63					62	A	Creighton	55 65	137	A	Memphis	40 48
								72	H	Temple	46 79	150	A	Rice	67 54
								76	H	Mississippi St.	68 76	169	A	UCF	43 52
								78	H	Washington	55 66	169	H	UCF	59 67
								79	A	South Fla.	53 71	194	A	Northwestern St.	70 74
								79	H	South Fla.	54 77	216	A	Texas St.	63 70
								80	A	SMU	50 67	222	H	North Texas	66 61
								80	H	SMU	60 73	270	H	Prairie View	74 46
								90	A	Alabama	44 51	311	H	Kent St.	54 44
LAST 12 Division I GAMES:															
80	A	SMU	50 67	80	H	SMU	60 73								
52	H	Rutgers	42 74	7	H	Louisville	52 93								
133	A	Cincinnati	48 39	137	A	Memphis	40 48								
72	H	Temple	46 79	133	H	Cincinnati	50 59								
169	A	UCF	43 52	2	A	UConn	40 90								
79	A	South Fla.	53 71	52	A	Rutgers	47 68								

Non-Div I Games:

Houston

■ Loss, 
 ■ Non-Conf, S Site, 
 ■ Home 
 ■ Away 
 N Neutral



Average RPI Win:	261	WON-LOST	WINNING	LAST 10	STRENGTH OF	OPP. STRENGTH	TEAM	ADJ.	CONF.	ADJ CONF.
Average RPI Loss:	140	RECORD	PCT. RANK	GAMES	SCHEDULE	OF SCHEDULE	RPI	RPI	RPI	RPI
DIV. I ONLY	9- 14	237	3- 7	246	217	248	248	12	12	
DIV. I NON-CONF.	4- 7	229	0- 0	292	321	267	267	13	13	
TOTALS	RPI 1-25	RPI 26-50	W-L RECORDS	RPI 51-100	RPI 101-150	RPI 150+				
9- 14	0- 0	0- 2	OVERALL	0- 2	1- 4	8- 6				
5- 6	0- 0	0- 1	HOME	0- 1	1- 2	4- 2				
4- 8	0- 0	0- 1	AWAY	0- 1	0- 2	4- 4				
0- 0	0- 0	0- 0	NEUTRAL	0- 0	0- 0	0- 0				
4- 7	0- 0	0- 0	NON-CONFERENCE	0- 2	0- 3	4- 2				
1- 4	0- 0	0- 0	HOME	0- 1	0- 2	1- 1				
3- 3	0- 0	0- 0	AWAY	0- 1	0- 1	3- 1				
0- 0	0- 0	0- 0	NEUTRAL	0- 0	0- 0	0- 0				
5- 7	0- 0	0- 2	CONFERENCE	0- 0	1- 1	4- 4				
4- 2	0- 0	0- 1	HOME	0- 0	1- 0	3- 1				
1- 5	0- 0	0- 1	AWAY	0- 0	0- 1	1- 3				
0- 0	0- 0	0- 0	NEUTRAL	0- 0	0- 0	0- 0				

RPI S	Opponent	Score	RPI S	Opponent	Score	RPI S	Opponent	Score	RPI S	Opponent	Score	Team's RPI: 248
34	A Bowling Green	50 72	70	A Arkansas	46 61	107	H IUPUI	64 79				
35	H Central Mich.	87 113	86	H Michigan	45 73	112	A Akron	66 79				
						115	A Albany (NY)	61 77				
						128	H Buffalo	82 72				
						129	H Ill.-Chicago	61 71				
						164	A Ball St.	43 56				
						179	A Eastern Mich.	77 83				
						186	H Toledo	78 72				
						191	A Tulsa	59 60				
						198	A Ohio	53 70				
						227	H Oakland	62 72				
						237	H Northern Ill.	56 43				
						243	A Miami (OH)	88 78				
						243	H Miami (OH)	86 75				
						298	A Massachusetts	66 58				
						311	H Kent St.	48 57				
						327	A Valparaiso	72 50				
						337	H Detroit	103 86				
						346	A Chicago St.	67 49				
LAST 12 Division I GAMES:												
311	H Kent St.	48 57	243	H Miami (OH)	86 75							
112	A Akron	66 79	186	H Toledo	78 72							
34	A Bowling Green	50 72	179	A Eastern Mich.	77 83							
237	H Northern Ill.	56 43	198	A Ohio	53 70							
164	A Ball St.	43 56	128	H Buffalo	82 72							
35	H Central Mich.	87 113	243	A Miami (OH)	88 78							

Non-Div I Games:

Western Mich.



Average RPI Win:	281	WON-LOST	WINNING	LAST 10	STRENGTH OF	OPP. STRENGTH	TEAM	ADJ.	CONF.	ADJ CONF.
Average RPI Loss:	211	RECORD	PCT. RANK	GAMES	SCHEDULE	OF SCHEDULE	RPI	RPI	RPI	RPI
DIV. I ONLY	13- 11	137	5- 5	330	326	249	249	28	28	
DIV. I NON-CONF.	4- 4	148	0- 0	342	324	301	301	30	30	
TOTALS	RPI 1-25	RPI 26-50	W-L RECORDS	RPI 51-100	RPI 101-150	RPI 150+				
13- 11	0- 0	0- 0	OVERALL	0- 1	1- 1	12- 9				
10- 2	0- 0	0- 0	HOME	0- 0	1- 0	9- 2				
3- 8	0- 0	0- 0	AWAY	0- 1	0- 1	3- 6				
0- 1	0- 0	0- 0	NEUTRAL	0- 0	0- 0	0- 1				
4- 4	0- 0	0- 0	NON-CONFERENCE	0- 1	0- 0	4- 3				
4- 0	0- 0	0- 0	HOME	0- 0	0- 0	4- 0				
0- 3	0- 0	0- 0	AWAY	0- 1	0- 0	0- 2				
0- 1	0- 0	0- 0	NEUTRAL	0- 0	0- 0	0- 1				
9- 7	0- 0	0- 0	CONFERENCE	0- 0	1- 1	8- 6				
6- 2	0- 0	0- 0	HOME	0- 0	1- 0	5- 2				
3- 5	0- 0	0- 0	AWAY	0- 0	0- 1	3- 4				
0- 0	0- 0	0- 0	NEUTRAL	0- 0	0- 0	0- 0				

RPI S	Opponent	Score	RPI S	Opponent	Score	RPI S	Opponent	Score	RPI S	Opponent	Score	Team's RPI: 249
						88 A	Wright St.	77 90	109 A	Winthrop	52 57	
									109 H	Winthrop	69 56	
									155 A	Liberty	40 72	
									155 H	Liberty	62 72	
									157 H	High Point	77 81	
									163 A	Davidson	74 78	
									175 H	Campbell	56 54	
									252 A	Coastal Caro.	63 85	
									256 H	Appalachian St.	69 63	
									265 A	N.C. Central	58 89	
									296 A	UNC Asheville	53 47	
									296 H	UNC Asheville	76 53	
									300 A	Presbyterian	54 52	
									300 H	Presbyterian	59 56	
									304 H	Kennesaw St.	84 58	
									309 A	Charleston So.	55 51	
									310 H	UNC Greensboro	71 60	
									320 N	Lipscomb	68 86	
									330 A	Radford	53 55	
									330 H	Radford	71 57	
									331 A	Longwood	57 59	
									331 H	Longwood	74 73	
									338 H	Wofford	68 57	
LAST 12 Division I GAMES:												
155 H	Liberty	62 72	309 A	Charleston So.	55 51							
331 H	Longwood	74 73	157 H	High Point	77 81							
330 A	Radford	53 55	175 H	Campbell	56 54							
109 A	Winthrop	52 57	331 A	Longwood	57 59							
296 H	UNC Asheville	76 53	155 A	Liberty	40 72							
300 H	Presbyterian	59 56	109 H	Winthrop	69 56							

Non-Div I Games: Montreat

86 46

Gardner-Webb

■ Loss, 
 ■ Non-Conf, S Site, 
 ■ Home 
 ■ Away 
 N Neutral



Average RPI Win:	279	WON-LOST	WINNING	LAST 10	STRENGTH OF	OPP. STRENGTH	TEAM	ADJ.	CONF.	ADJ CONF.
Average RPI Loss:	247	RECORD	PCT. RANK	GAMES	SCHEDULE	OF SCHEDULE	RPI	RPI	RPI	RPI
DIV. I ONLY	12- 9	121	6- 4	344	340	250	250	30	30	
DIV. I NON-CONF.	5- 5	148	1- 0	346	314	296	296	29	29	
TOTALS	RPI 1-25	RPI 26-50	W-L RECORDS	RPI 51-100	RPI 101-150	RPI 150+				
12- 9	0- 0	0- 0	OVERALL	0- 1	0- 0	12- 8				
6- 2	0- 0	0- 0	HOME	0- 1	0- 0	6- 1				
6- 5	0- 0	0- 0	AWAY	0- 0	0- 0	6- 5				
0- 2	0- 0	0- 0	NEUTRAL	0- 0	0- 0	0- 2				
5- 5	0- 0	0- 0	NON-CONFERENCE	0- 0	0- 0	5- 5				
2- 1	0- 0	0- 0	HOME	0- 0	0- 0	2- 1				
3- 2	0- 0	0- 0	AWAY	0- 0	0- 0	3- 2				
0- 2	0- 0	0- 0	NEUTRAL	0- 0	0- 0	0- 2				
7- 4	0- 0	0- 0	CONFERENCE	0- 1	0- 0	7- 3				
4- 1	0- 0	0- 0	HOME	0- 1	0- 0	4- 0				
3- 3	0- 0	0- 0	AWAY	0- 0	0- 0	3- 3				
0- 0	0- 0	0- 0	NEUTRAL	0- 0	0- 0	0- 0				

RPI S	Opponent	Score	RPI S	Opponent	Score	RPI S	Opponent	Score	RPI S	Opponent	Score	Team's RPI: 250
						95	H UT Martin	65 87	161	H Missouri St.	65 61	
									162	N Florida A&M	58 64	
									198	H Ohio	52 60	
									200	A Belmont	75 59	
									243	A Miami (OH)	59 55	
									275	N Mississippi Val.	58 68	
									278	A Marshall	64 55	
									281	A Jacksonville St.	62 79	
									281	H Jacksonville St.	68 61	
									289	A Morehead St.	79 58	
									289	H Morehead St.	69 66	
									290	A Tennessee St.	63 78	
									296	A UNC Asheville	63 71	
									306	A SIU Edwardsville	59 54	
									308	H Southeast Mo. St.	75 56	
									311	A Kent St.	74 75	
									313	H Murray St.	86 72	
									317	A Eastern Ill.	71 75	
									331	A Longwood	60 47	
									347	H Alabama A&M	89 69	
LAST 12 Division I GAMES:												
281	A	Jacksonville St.	62	79	281	H	Jacksonville St.	68	61			
289	H	Morehead St.	69	66	289	A	Morehead St.	79	58			
95	H	UT Martin	65	87	317	A	Eastern Ill.	71	75			
308	H	Southeast Mo. St.	75	56	306	A	SIU Edwardsville	59	54			
290	A	Tennessee St.	63	78	313	H	Murray St.	86	72			
200	A	Belmont	75	59	331	A	Longwood	60	47			

Non-Div I Games: Davis &amp; Elkins 94 66

Eastern Ky.

Loss, Non-Conf, S Site, H Home A Away N Neutral



Average RPI Win:	296	WON-LOST	WINNING	LAST 10	STRENGTH OF	OPP. STRENGTH	TEAM	ADJ.	CONF.	ADJ CONF.
Average RPI Loss:	156	RECORD	PCT. RANK	GAMES	SCHEDULE	OF SCHEDULE	RPI	RPI	RPI	RPI
DIV. I ONLY	10- 14	216	4- 6	300	256	251	251	23	23	
DIV. I NON-CONF.	4- 9	255	0- 1	277	255	273	273	25	25	
TOTALS	RPI 1-25	RPI 26-50	W-L RECORDS	RPI 51-100	RPI 101-150	RPI 150+				
10- 14	0- 0	0- 0	OVERALL	0- 4	0- 3	10- 7				
5- 3	0- 0	0- 0	HOME	0- 1	0- 0	5- 2				
4- 9	0- 0	0- 0	AWAY	0- 3	0- 1	4- 5				
1- 2	0- 0	0- 0	NEUTRAL	0- 0	0- 2	1- 0				
4- 9	0- 0	0- 0	NON-CONFERENCE	0- 2	0- 3	4- 4				
2- 1	0- 0	0- 0	HOME	0- 0	0- 0	2- 1				
1- 6	0- 0	0- 0	AWAY	0- 2	0- 1	1- 3				
1- 2	0- 0	0- 0	NEUTRAL	0- 0	0- 2	1- 0				
6- 5	0- 0	0- 0	CONFERENCE	0- 2	0- 0	6- 3				
3- 2	0- 0	0- 0	HOME	0- 1	0- 0	3- 1				
3- 3	0- 0	0- 0	AWAY	0- 1	0- 0	3- 2				
0- 0	0- 0	0- 0	NEUTRAL	0- 0	0- 0	0- 0				

RPI S	Opponent	Score	RPI S	Opponent	Score	RPI S	Opponent	Score	RPI S	Opponent	Score	Team's RPI: 251
						52	A Rutgers	38 69	116	N Delaware	44 69	
						72	A Temple	58 83	122	A Virginia Tech	32 84	
						85	H N.C. A&T	48 69	140	N Col. of Charleston	68 79	
						92	A Hampton	64 76	153	H Savannah St.	49 65	
									162	A Florida A&M	42 87	
									169	A UCF	45 65	
									214	A Saint Francis (PA)	85 86	
									220	H Cornell	58 70	
									228	A New Hampshire	45 40	
									263	A Bethune-Cookman	47 45	
									265	H N.C. Central	66 61	
									271	A Loyola Maryland	62 72	
									293	H Jackson St.	83 63	
									301	A Norfolk St.	77 63	
									303	H Delaware St.	70 64	
									318	A UMES	57 66	
									318	H UMES	77 75	
									323	A Morgan St.	71 66	
									332	H NJIT	80 73	
									338	N Wofford	63 55	
LAST 12 Division I GAMES:												
318	A	UMES	57	66	162	A	Florida A&M	42	87			
301	A	Norfolk St.	77	63	318	H	UMES	77	75			
92	A	Hampton	64	76	153	H	Savannah St.	49	65			
85	H	N.C. A&T	48	69	220	H	Cornell	58	70			
265	H	N.C. Central	66	61	323	A	Morgan St.	71	66			
263	A	Bethune-Cookman	47	45	303	H	Delaware St.	70	64			

Non-Div I Games:

Howard

■ Loss, 
 ■ Non-Conf, 
 ■ S Site, 
 ■ H Home 
 ■ A Away 
 N Neutral



## Coastal Caro.

Through Games Of Feb. 16, 2014

Average RPI Win:	284	WON-LOST	WINNING	LAST 10	STRENGTH OF	OPP. STRENGTH	TEAM	ADJ.	CONF.	ADJ CONF.
Average RPI Loss:	173	RECORD	PCT. RANK	GAMES	SCHEDULE	OF SCHEDULE	RPI	RPI	RPI	RPI
DIV. I ONLY	8- 14	252	3- 7	205	327	252	252	28	28	
DIV. I NON-CONF.	1- 5	306	0- 0	129	258	255	255	30	30	
TOTALS	RPI 1-25	RPI 26-50	W-L RECORDS	RPI 51-100	RPI 101-150	RPI 150+				
8- 14	0- 0	0- 1	OVERALL	0- 0	0- 3	8- 10				
4- 5	0- 0	0- 0	HOME	0- 0	0- 1	4- 4				
4- 7	0- 0	0- 1	AWAY	0- 0	0- 1	4- 5				
0- 2	0- 0	0- 0	NEUTRAL	0- 0	0- 1	0- 1				
1- 5	0- 0	0- 1	NON-CONFERENCE	0- 0	0- 1	1- 3				
0- 1	0- 0	0- 0	HOME	0- 0	0- 0	0- 1				
1- 2	0- 0	0- 1	AWAY	0- 0	0- 0	1- 1				
0- 2	0- 0	0- 0	NEUTRAL	0- 0	0- 1	0- 1				
7- 9	0- 0	0- 0	CONFERENCE	0- 0	0- 2	7- 7				
4- 4	0- 0	0- 0	HOME	0- 0	0- 1	4- 3				
3- 5	0- 0	0- 0	AWAY	0- 0	0- 1	3- 4				
0- 0	0- 0	0- 0	NEUTRAL	0- 0	0- 0	0- 0				

RPI 1-25			RPI 26-50			RPI 51-100			RPI 101+ Team's RPI: 252						
RPI	S	Opponent	Score	RPI	S	Opponent	Score	RPI	S	Opponent	Score				
				27	A	North Carolina	52 106					109	A	Winthrop	61 90
												109	H	Winthrop	53 77
												140	N	Col. of Charleston	62 80
												155	A	Liberty	46 64
												155	H	Liberty	62 71
												157	A	High Point	73 81
												157	H	High Point	83 75
												175	A	Campbell	68 75
												175	H	Campbell	81 82
												176	H	Furman	72 79
												185	N	Drake	74 90
												231	A	Seattle	53 84
												249	H	Gardner-Webb	85 63
												265	A	N.C. Central	66 55
												296	H	UNC Asheville	75 65
												300	A	Presbyterian	68 71
												309	A	Charleston So.	77 63
												330	A	Radford	67 66
												330	H	Radford	62 63
												331	A	Longwood	83 53
												331	H	Longwood	64 55
LAST 12 Division I GAMES:															
				175	H	Campbell	81 82					296	H	UNC Asheville	75 65
				157	A	High Point	73 81					309	A	Charleston So.	77 63
				155	A	Liberty	46 64					300	A	Presbyterian	68 71
				331	H	Longwood	64 55					109	H	Winthrop	53 77
				330	H	Radford	62 63					175	A	Campbell	68 75
				109	A	Winthrop	61 90					155	H	Liberty	62 71

Non-Div I Games: Brevard 85 42 Virginia Intermont 97 66 Montreat 99 71

Coastal Caro.

Loss, Non-Conf, S Site, H Home A Away N Neutral



Average RPI Win:	243	WON-LOST	WINNING	LAST 10	STRENGTH OF	OPP. STRENGTH	TEAM	ADJ.	CONF.	ADJ CONF.
Average RPI Loss:	199	RECORD	PCT. RANK	GAMES	SCHEDULE	OF SCHEDULE	RPI	RPI	RPI	RPI
DIV. I ONLY	9- 13	224	5- 3	288	294	253	253	24	24	
DIV. I NON-CONF.	3- 6	242	0- 0	208	303	240	240	23	23	
TOTALS	RPI 1-25	RPI 26-50	W-L RECORDS	RPI 51-100	RPI 101-150	RPI 150+				
9- 13	0- 1	0- 0	OVERALL	0- 0	1- 1	8- 11				
5- 4	0- 0	0- 0	HOME	0- 0	1- 0	4- 4				
4- 9	0- 1	0- 0	AWAY	0- 0	0- 1	4- 7				
0- 0	0- 0	0- 0	NEUTRAL	0- 0	0- 0	0- 0				
3- 6	0- 1	0- 0	NON-CONFERENCE	0- 0	1- 1	2- 4				
2- 1	0- 0	0- 0	HOME	0- 0	1- 0	1- 1				
1- 5	0- 1	0- 0	AWAY	0- 0	0- 1	1- 3				
0- 0	0- 0	0- 0	NEUTRAL	0- 0	0- 0	0- 0				
6- 7	0- 0	0- 0	CONFERENCE	0- 0	0- 0	6- 7				
3- 3	0- 0	0- 0	HOME	0- 0	0- 0	3- 3				
3- 4	0- 0	0- 0	AWAY	0- 0	0- 0	3- 4				
0- 0	0- 0	0- 0	NEUTRAL	0- 0	0- 0	0- 0				

RPI 1-25				RPI 26-50				RPI 51-100				RPI 101+ Team's RPI: 253			
RPI	S	Opponent	Score	RPI	S	Opponent	Score	RPI	S	Opponent	Score	RPI	S	Opponent	Score
14	A	Baylor	57 100									126	H	Southern Utah	88 77
												136	A	Bakersfield	61 81
												171	A	UC Davis	58 63
												183	A	Texas Southern	70 82
												194	H	Northwestern St.	67 56
												199	A	Nicholls St.	66 61
												201	H	Stephen F. Austin	60 71
												205	A	Central Ark.	54 67
												205	H	Central Ark.	55 57
												206	A	McNeese St.	62 66
												207	A	Lamar	76 66
												224	A	Sam Houston St.	63 62
												224	A	Sam Houston St.	68 85
												241	H	Tex.-Pan American	74 76
												246	H	Southeastern La.	84 85
												268	A	Oral Roberts	73 85
												268	H	Oral Roberts	84 75
												293	A	Jackson St.	50 74
												294	A	South Ala.	54 51
												334	H	Texas-Arlington	72 60
												344	H	New Orleans	66 54
LAST 12 Division I GAMES:															
205	H	Central Ark.	55 57	206	A	McNeese St.	62 66								
268	H	Oral Roberts	84 75	199	A	Nicholls St.	66 61								
224	A	Sam Houston St.	63 62	194	H	Northwestern St.	67 56								
207	A	Lamar	76 66	201	H	Stephen F. Austin	60 71								
246	H	Southeastern La.	84 85	205	A	Central Ark.	54 67								
344	H	New Orleans	66 54	268	A	Oral Roberts	73 85								

Non-Div I Games: Incarnate Word 70 65 Huston-Tillotson 99 48 Abilene Christian 70 82

Houston Baptist



Average RPI Win:	303	WON-LOST	WINNING	LAST 10	STRENGTH OF	OPP. STRENGTH	TEAM	ADJ.	CONF.	ADJ CONF.
Average RPI Loss:	154	RECORD	PCT. RANK	GAMES	SCHEDULE	OF SCHEDULE	RPI	RPI	RPI	RPI
DIV. I ONLY	9- 15	245	6- 4	247	272	254	254	30	30	
DIV. I NON-CONF.	2- 10	306	0- 1	176	125	281	281	29	29	
TOTALS	RPI 1-25	RPI 26-50	W-L RECORDS	RPI 51-100	RPI 101-150	RPI 150+				
9- 15	0- 0	0- 1	OVERALL	0- 3	0- 4	9- 7				
6- 3	0- 0	0- 0	HOME	0- 0	0- 1	6- 2				
3- 10	0- 0	0- 1	AWAY	0- 3	0- 2	3- 4				
0- 2	0- 0	0- 0	NEUTRAL	0- 0	0- 1	0- 1				
2- 10	0- 0	0- 1	NON-CONFERENCE	0- 2	0- 4	2- 3				
1- 2	0- 0	0- 0	HOME	0- 0	0- 1	1- 1				
1- 6	0- 0	0- 1	AWAY	0- 2	0- 2	1- 1				
0- 2	0- 0	0- 0	NEUTRAL	0- 0	0- 1	0- 1				
7- 5	0- 0	0- 0	CONFERENCE	0- 1	0- 0	7- 4				
5- 1	0- 0	0- 0	HOME	0- 0	0- 0	5- 1				
2- 4	0- 0	0- 0	AWAY	0- 1	0- 0	2- 3				
0- 0	0- 0	0- 0	NEUTRAL	0- 0	0- 0	0- 0				

RPI 1-25			RPI 26-50			RPI 51-100			RPI 101+			Team's RPI: 254
RPI	S	Opponent	Score	RPI	S	Opponent	Score	RPI	S	Opponent	Score	
				28	A	Middle Tenn.	53 84	70	A	Arkansas	53 79	110 N Marquette 64 84
								76	A	Mississippi St.	45 90	112 A Akron 71 118
								95	A	UT Martin	78 102	118 A Arkansas St. 75 90
												137 H Memphis 76 78
												156 H FIU 65 70
												164 N Ball St. 64 76
												200 A Belmont 53 62
												200 H Belmont 56 69
												267 A Austin Peay 70 79
												281 A Jacksonville St. 67 74
												281 H Jacksonville St. 72 67
												289 H Morehead St. 71 58
												290 A Tennessee St. 77 68
												290 H Tennessee St. 79 75
												294 A South Ala. 58 66
												306 H SIU Edwardsville 72 66
												311 A Alcorn 66 38
												313 A Murray St. 81 65
												317 H Eastern Ill. 64 54
												327 H Valparaiso 84 78
LAST 12 Division I GAMES:												
				289	H	Morehead St.	71 58	95	A	UT Martin	78 102	
				281	A	Jacksonville St.	67 74	290	A	Tennessee St.	77 68	
				290	H	Tennessee St.	79 75	317	H	Eastern Ill.	64 54	
				200	H	Belmont	56 69	306	H	SIU Edwardsville	72 66	
				313	A	Murray St.	81 65	200	A	Belmont	53 62	
				267	A	Austin Peay	70 79	28	A	Middle Tenn.	53 84	

Non-Div I Games: Tenn. Wesleyan 94 41

Tennessee Tech

■ Loss, 
 ■ Non-Conf, 
 ■ S Site, 
 ■ Home 
 ■ A Away 
 N Neutral



Average RPI Win: <b>254</b>	WON-LOST	WINNING	LAST 10	STRENGTH OF	OPP. STRENGTH	TEAM	ADJ.	CONF.	ADJ CONF.
Average RPI Loss: <b>167</b>	RECORD	PCT. RANK	GAMES	SCHEDULE	OF SCHEDULE	RPI	RPI	RPI	RPI
DIV. I ONLY	8- 14	252	5- 5	195	267	255	255	26	26
DIV. I NON-CONF.	3- 7	260	0- 0	171	204	249	249	26	26
TOTALS	RPI 1-25	RPI 26-50	W-L RECORDS	RPI 51-100	RPI 101-150	RPI 150+			
8- 14	0- 1	0- 0	OVERALL	0- 2	1- 4	7- 7			
6- 5	0- 0	0- 0	HOME	0- 1	1- 1	5- 3			
2- 9	0- 1	0- 0	AWAY	0- 1	0- 3	2- 4			
0- 0	0- 0	0- 0	NEUTRAL	0- 0	0- 0	0- 0			
3- 7	0- 1	0- 0	NON-CONFERENCE	0- 2	0- 0	3- 4			
2- 3	0- 0	0- 0	HOME	0- 1	0- 0	2- 2			
1- 4	0- 1	0- 0	AWAY	0- 1	0- 0	1- 2			
0- 0	0- 0	0- 0	NEUTRAL	0- 0	0- 0	0- 0			
5- 7	0- 0	0- 0	CONFERENCE	0- 0	1- 4	4- 3			
4- 2	0- 0	0- 0	HOME	0- 0	1- 1	3- 1			
1- 5	0- 0	0- 0	AWAY	0- 0	0- 3	1- 2			
0- 0	0- 0	0- 0	NEUTRAL	0- 0	0- 0	0- 0			

RPI S	Opponent	Score	RPI S	Opponent	Score	RPI S	Opponent	Score	RPI S	Opponent	Score	Team's RPI: 255
6	A Tennessee	64 103				56	H Florida	74 104	118	A Arkansas St.	65 74	
						90	A Alabama	105 113	118	H Arkansas St.	83 65	
									141	A UALR	52 69	
									147	A Western Ky.	66 93	
									147	H Western Ky.	69 86	
									153	A Savannah St.	84 93	
									162	H Florida A&M	100 88	
									209	A Mercer	81 86	
									216	A Texas St.	82 87	
									233	H Jacksonville	67 82	
									240	A Georgia St.	77 85	
									240	H Georgia St.	111 90	
									242	H Evansville	94 86	
									285	H La.-Monroe	72 83	
									290	H Tennessee St.	71 77	
									294	H South Ala.	78 53	
									316	H La.-Lafayette	87 75	
									324	A Alabama St.	77 67	
									334	A Texas-Arlington	85 62	
LAST 12 Division I GAMES:												
240	H	Georgia St.	111	90	316	H	La.-Lafayette	87	75			
147	A	Western Ky.	66	93	285	H	La.-Monroe	72	83			
294	H	South Ala.	78	53	141	A	UALR	52	69			
118	H	Arkansas St.	83	65	118	A	Arkansas St.	65	74			
216	A	Texas St.	82	87	147	H	Western Ky.	69	86			
334	A	Texas-Arlington	85	62	240	A	Georgia St.	77	85			

Non-Div I Games: Ala.-Huntsville 118 103

Troy



Average RPI Win:	283	WON-LOST	WINNING	LAST 10	STRENGTH OF	OPP. STRENGTH	TEAM	ADJ.	CONF.	ADJ CONF.
Average RPI Loss:	162	RECORD	PCT. RANK	GAMES	SCHEDULE	OF SCHEDULE	RPI	RPI	RPI	RPI
DIV. I ONLY	9- 14	237	5- 5	273	260	256	256	25	25	
DIV. I NON-CONF.	2- 7	289	0- 0	240	148	254	254	24	24	
TOTALS	RPI 1-25	RPI 26-50	W-L RECORDS	RPI 51-100	RPI 101-150	RPI 150+				
9- 14	0- 0	0- 3	OVERALL	0- 3	0- 0	9- 8				
5- 4	0- 0	0- 1	HOME	0- 0	0- 0	5- 3				
4- 8	0- 0	0- 2	AWAY	0- 2	0- 0	4- 4				
0- 2	0- 0	0- 0	NEUTRAL	0- 1	0- 0	0- 1				
2- 7	0- 0	0- 1	NON-CONFERENCE	0- 3	0- 0	2- 3				
0- 1	0- 0	0- 0	HOME	0- 0	0- 0	0- 1				
2- 4	0- 0	0- 1	AWAY	0- 2	0- 0	2- 1				
0- 2	0- 0	0- 0	NEUTRAL	0- 1	0- 0	0- 1				
7- 7	0- 0	0- 2	CONFERENCE	0- 0	0- 0	7- 5				
5- 3	0- 0	0- 1	HOME	0- 0	0- 0	5- 2				
2- 4	0- 0	0- 1	AWAY	0- 0	0- 0	2- 3				
0- 0	0- 0	0- 0	NEUTRAL	0- 0	0- 0	0- 0				

RPI 1-25				RPI 26-50				RPI 51-100				RPI 101+				Team's RPI: 256
RPI	S	Opponent	Score	RPI	S	Opponent	Score	RPI	S	Opponent	Score	RPI	S	Opponent	Score	
				26	A	Vanderbilt	53 96	55	A	Ohio St.	38 52	163	H	Davidson	74 66	
				44	A	Chattanooga	41 69	85	A	N.C. A&T	43 62	176	A	Furman	54 73	
				44	H	Chattanooga	68 73	93	N	Idaho	60 83	176	H	Furman	75 70	
												177	A	Elon	54 66	
												190	N	UC Irvine	77 85	
												249	A	Gardner-Webb	63 69	
												273	H	East Tenn. St.	72 81	
												274	H	Western Caro.	63 71	
												288	A	Samford	47 55	
												288	H	Samford	61 47	
												297	A	UNC Wilmington	54 47	
												299	H	Ga. Southern	59 68	
												310	A	UNC Greensboro	75 56	
												310	H	UNC Greensboro	76 67	
												330	A	Radford	83 60	
												338	A	Wofford	63 43	
												338	H	Wofford	61 54	
LAST 12 Division I GAMES:																
				310	H	UNC Greensboro	76 67	163	H	Davidson	74 66					
				288	A	Samford	47 55	310	A	UNC Greensboro	75 56					
				44	A	Chattanooga	41 69	177	A	Elon	54 66					
				176	H	Furman	75 70	44	H	Chattanooga	68 73					
				338	H	Wofford	61 54	288	H	Samford	61 47					
				299	H	Ga. Southern	59 68	338	A	Wofford	63 43					

Non-Div I Games: Lees-McRae 86 57

Appalachian St.

■ Loss, 
 ■ Non-Conf, S Site, 
 ■ Home 
 ■ Away 
 N Neutral



[illegible]

Bryant

Page 257



Average RPI Win:	240	WON-LOST	WINNING	LAST 10	STRENGTH OF	OPP. STRENGTH	TEAM	ADJ.	CONF.	ADJ CONF.
Average RPI Loss:	170	RECORD	PCT. RANK	GAMES	SCHEDULE	OF SCHEDULE	RPI	RPI	RPI	RPI
DIV. I ONLY	9- 14	237	4- 6	240	230	258	258	19	19	
DIV. I NON-CONF.	5- 5	148	0- 0	199	226	197	197	22	22	
TOTALS	RPI 1-25	RPI 26-50	W-L RECORDS	RPI 51-100	RPI 101-150	RPI 150+				
9- 14	0- 1	0- 1	OVERALL	0- 0	2- 3	7- 9				
7- 4	0- 0	0- 1	HOME	0- 0	2- 0	5- 3				
2- 9	0- 1	0- 0	AWAY	0- 0	0- 3	2- 5				
0- 1	0- 0	0- 0	NEUTRAL	0- 0	0- 0	0- 1				
5- 5	0- 1	0- 1	NON-CONFERENCE	0- 0	0- 1	5- 2				
4- 2	0- 0	0- 1	HOME	0- 0	0- 0	4- 1				
1- 3	0- 1	0- 0	AWAY	0- 0	0- 1	1- 1				
0- 0	0- 0	0- 0	NEUTRAL	0- 0	0- 0	0- 0				
4- 9	0- 0	0- 0	CONFERENCE	0- 0	2- 2	2- 7				
3- 2	0- 0	0- 0	HOME	0- 0	2- 0	1- 2				
1- 6	0- 0	0- 0	AWAY	0- 0	0- 2	1- 4				
0- 1	0- 0	0- 0	NEUTRAL	0- 0	0- 0	0- 1				

RPI 1-25				RPI 26-50				RPI 51-100				RPI 101+ Team's RPI: 258			
RPI	S	Opponent	Score	RPI	S	Opponent	Score	RPI	S	Opponent	Score	RPI	S	Opponent	Score
14	A	Baylor	73 113	45	H	San Diego	60 88					104	A	Colorado St.	60 101
												121	A	Sacramento St.	99 103
												135	A	Wyoming	80 103
												135	H	Wyoming	74 68
												145	H	Fresno St.	68 66
												166	H	San Francisco	98 79
												168	A	Nevada	74 101
												171	A	UC Davis	61 95
												189	A	San Diego St.	65 88
												195	H	Boise St.	69 90
												197	H	Utah St.	65 78
												225	A	UNLV	76 90
												235	A	Santa Clara	97 93
												240	H	Georgia St.	95 81
												242	H	Evansville	90 84
												261	A	New Mexico	68 80
												261	N	New Mexico	73 76
												292	H	UC Riverside	74 105
												314	H	UMKC	81 76
												342	A	Air Force	84 71
												342	H	Air Force	79 70
LAST 12 Division I GAMES:															
135	A	Wyoming	80 103	189	A	San Diego St.	65 88								
342	A	Air Force	84 71	135	H	Wyoming	74 68								
145	H	Fresno St.	68 66	342	H	Air Force	79 70								
261	N	New Mexico	73 76	261	A	New Mexico	68 80								
225	A	UNLV	76 90	104	A	Colorado St.	60 101								
195	H	Boise St.	69 90	197	H	Utah St.	65 78								

Non-Div I Games: San Fran. St. 100 78

San Jose St.



Average RPI Win:	280	WON-LOST	WINNING	LAST 10	STRENGTH OF	OPP. STRENGTH	TEAM	ADJ.	CONF.	ADJ CONF.
Average RPI Loss:	146	RECORD	PCT. RANK	GAMES	SCHEDULE	OF SCHEDULE	RPI	RPI	RPI	RPI
DIV. I ONLY	10- 15	233	5- 5	281	219	259	259	17	17	
DIV. I NON-CONF.	4- 5	187	0- 0	256	333	225	225	15	15	
TOTALS	RPI 1-25	RPI 26-50	W-L RECORDS	RPI 51-100	RPI 101-150	RPI 150+				
10- 15	0- 0	0- 1	OVERALL	0- 6	0- 3	10- 5				
6- 6	0- 0	0- 0	HOME	0- 4	0- 1	6- 1				
4- 9	0- 0	0- 1	AWAY	0- 2	0- 2	4- 4				
0- 0	0- 0	0- 0	NEUTRAL	0- 0	0- 0	0- 0				
4- 5	0- 0	0- 1	NON-CONFERENCE	0- 1	0- 2	4- 1				
2- 2	0- 0	0- 0	HOME	0- 1	0- 1	2- 0				
2- 3	0- 0	0- 1	AWAY	0- 0	0- 1	2- 1				
0- 0	0- 0	0- 0	NEUTRAL	0- 0	0- 0	0- 0				
6- 10	0- 0	0- 0	CONFERENCE	0- 5	0- 1	6- 4				
4- 4	0- 0	0- 0	HOME	0- 3	0- 0	4- 1				
2- 6	0- 0	0- 0	AWAY	0- 2	0- 1	2- 3				
0- 0	0- 0	0- 0	NEUTRAL	0- 0	0- 0	0- 0				

RPI S	Opponent	Score	RPI S	Opponent	Score	RPI S	Opponent	Score	RPI S	Opponent	Score	Team's RPI: 259
42	A Michigan St.	54 102	57	H St. Bonaventure	47 61	101	A Fairfield	57 63				
			59	A Marist	49 57	112	H Akron	56 72				
			59	H Marist	47 73	128	A Buffalo	59 68				
			64	H Iona	57 69	211	A Rider	76 72				
			71	A Quinnipiac	51 65	227	A Oakland	62 57				
			71	H Quinnipiac	55 65	257	H Bryant	61 59				
						269	A Manhattan	56 72				
						269	H Manhattan	44 52				
						272	A Niagara	60 69				
						272	H Niagara	62 53				
						282	A Monmouth	56 64				
						282	H Monmouth	60 52				
						283	A Siena	75 66				
						283	H Siena	75 66				
						322	H Saint Peter's	48 47				
						329	A Binghamton	66 53				
						336	A Vermont	51 74				
						337	H Detroit	77 67				
LAST 12 Division I GAMES:												
283	H Siena	75 66	101	A Fairfield	57 63							
269	H Manhattan	44 52	59	H Marist	47 73							
71	A Quinnipiac	51 65	282	H Monmouth	60 52							
272	H Niagara	62 53	211	A Rider	76 72							
272	A Niagara	60 69	282	A Monmouth	56 64							
283	A Siena	75 66	322	H Saint Peter's	48 47							

Non-Div I Games:

Canisius



# Pepperdine

Through Games Of Feb. 16, 2014

Average RPI Win:	245	WON-LOST	WINNING	LAST 10	STRENGTH OF	OPP. STRENGTH	TEAM	ADJ.	CONF.	ADJ CONF.
Average RPI Loss:	108	RECORD	PCT. RANK	GAMES	SCHEDULE	OF SCHEDULE	RPI	RPI	RPI	RPI
DIV. I ONLY	5- 20	318	0- 10	106	103	260	260	8	8	
DIV. I NON-CONF.	4- 7	229	0- 0	200	225	215	215	8	8	
TOTALS	RPI 1-25	RPI 26-50	W-L RECORDS	RPI 51-100	RPI 101-150	RPI 150+				
5- 20	0- 2	0- 5	OVERALL	0- 4	0- 4	5- 5				
3- 8	0- 1	0- 1	HOME	0- 1	0- 2	3- 3				
2- 12	0- 1	0- 4	AWAY	0- 3	0- 2	2- 2				
0- 0	0- 0	0- 0	NEUTRAL	0- 0	0- 0	0- 0				
4- 7	0- 0	0- 1	NON-CONFERENCE	0- 2	0- 2	4- 2				
2- 2	0- 0	0- 0	HOME	0- 0	0- 1	2- 1				
2- 5	0- 0	0- 1	AWAY	0- 2	0- 1	2- 1				
0- 0	0- 0	0- 0	NEUTRAL	0- 0	0- 0	0- 0				
1- 13	0- 2	0- 4	CONFERENCE	0- 2	0- 2	1- 3				
1- 6	0- 1	0- 1	HOME	0- 1	0- 1	1- 2				
0- 7	0- 1	0- 3	AWAY	0- 1	0- 1	0- 1				
0- 0	0- 0	0- 0	NEUTRAL	0- 0	0- 0	0- 0				

RPI 1-25				RPI 26-50				RPI 51-100				RPI 101+ Team's RPI: 260			
RPI	S	Opponent	Score	RPI	S	Opponent	Score	RPI	S	Opponent	Score	RPI	S	Opponent	Score
19	A	Gonzaga	51 86	39	A	BYU	50 65	77	A	UCLA	78 82	114	H	Cal Poly	77 80
19	H	Gonzaga	39 69	43	A	St. Mary's (CA)	48 71	84	A	Pacific	64 75	131	A	Portland	59 78
				43	H	St. Mary's (CA)	61 74	84	H	Pacific	67 91	131	H	Portland	43 53
				45	A	San Diego	43 71	94	A	Oregon	80 83	135	A	Wyoming	64 84
				46	A	South Dakota St.	55 88					154	A	Long Beach St.	61 74
												166	H	San Francisco	61 77
												190	H	UC Irvine	76 59
												219	A	Loyola Marymount	74 90
												219	H	Loyola Marymount	64 76
												231	A	Seattle	84 73
												235	H	Santa Clara	100 93
												277	H	Northern Ariz.	74 51
												292	A	UC Riverside	81 68
												305	H	UC Santa Barbara	69 77
LAST 12 Division I GAMES:															
43	H	St. Mary's (CA)	61 74	131	H	Portland	43 53								
84	H	Pacific	67 91	84	A	Pacific	64 75								
131	A	Portland	59 78	43	A	St. Mary's (CA)	48 71								
19	A	Gonzaga	51 86	219	H	Loyola Marymount	64 76								
219	A	Loyola Marymount	74 90	166	H	San Francisco	61 77								
19	H	Gonzaga	39 69	235	H	Santa Clara	100 93								

Non-Div I Games:

Pepperdine

Loss, Non-Conf, S Site, H Home A Away N Neutral



Average RPI Win:	253	WON-LOST	WINNING	LAST 10	STRENGTH OF	OPP. STRENGTH	TEAM	ADJ.	CONF.	ADJ CONF.
Average RPI Loss:	150	RECORD	PCT. RANK	GAMES	SCHEDULE	OF SCHEDULE	RPI	RPI	RPI	RPI
DIV. I ONLY	8- 15	261	2- 8	157	203	261	261	19	19	
DIV. I NON-CONF.	5- 6	173	0- 0	295	90	263	263	22	22	
TOTALS	RPI 1-25	RPI 26-50	W-L RECORDS	RPI 51-100	RPI 101-150	RPI 150+				
8- 15	0- 2	0- 0	OVERALL	0- 2	1- 4	7- 7				
6- 7	0- 1	0- 0	HOME	0- 1	1- 2	5- 3				
0- 8	0- 1	0- 0	AWAY	0- 1	0- 2	0- 4				
2- 0	0- 0	0- 0	NEUTRAL	0- 0	0- 0	2- 0				
5- 6	0- 2	0- 0	NON-CONFERENCE	0- 2	0- 0	5- 2				
4- 3	0- 1	0- 0	HOME	0- 1	0- 0	4- 1				
0- 3	0- 1	0- 0	AWAY	0- 1	0- 0	0- 1				
1- 0	0- 0	0- 0	NEUTRAL	0- 0	0- 0	1- 0				
3- 9	0- 0	0- 0	CONFERENCE	0- 0	1- 4	2- 5				
2- 4	0- 0	0- 0	HOME	0- 0	1- 2	1- 2				
0- 5	0- 0	0- 0	AWAY	0- 0	0- 2	0- 3				
1- 0	0- 0	0- 0	NEUTRAL	0- 0	0- 0	1- 0				

RPI 1-25				RPI 26-50				RPI 51-100				RPI 101+				Team's RPI: 261
RPI	S	Opponent	Score	RPI	S	Opponent	Score	RPI	S	Opponent	Score	RPI	S	Opponent	Score	
3	A	Stanford	41 75					83	A	Miami (FL)	50 67	104	A	Colorado St.	50 62	
24	H	Texas	52 67					96	H	Colorado	53 85	104	H	Colorado St.	57 62	
												135	A	Wyoming	75 79	
												135	H	Wyoming	75 65	
												145	H	Fresno St.	73 75	
												168	A	Nevada	73 75	
												195	A	Boise St.	60 74	
												195	H	Boise St.	80 86	
												197	H	Utah St.	69 75	
												219	H	Loyola Marymount	69 65	
												225	A	UNLV	56 78	
												244	A	Texas Tech	56 64	
												258	H	San Jose St.	80 68	
												258	N	San Jose St.	76 73	
												274	N	Western Caro.	56 37	
												284	H	Milwaukee	72 58	
												286	H	New Mexico St.	65 55	
												308	H	Southeast Mo. St.	73 55	
												329	H	Binghamton	53 58	
LAST 12 Division I GAMES:																
168	A	Nevada	73 75	195	A	Boise St.	60 74									
195	H	Boise St.	80 86	145	H	Fresno St.	73 75									
135	A	Wyoming	75 79	225	A	UNLV	56 78									
258	N	San Jose St.	76 73	258	H	San Jose St.	80 68									
197	H	Utah St.	69 75	135	H	Wyoming	75 65									
104	H	Colorado St.	57 62	104	A	Colorado St.	50 62									

Non-Div I Games:

New Mexico

■ Loss, 
 ■ Non-Conf, 
 ■ S Site, 
 ■ H Home 
 ■ A Away 
 N Neutral



Average RPI Win: <b>223</b>	WON-LOST	WINNING	LAST 10	STRENGTH OF	OPP. STRENGTH	TEAM	ADJ.	CONF.	ADJ CONF.
Average RPI Loss: <b>187</b>	RECORD	PCT. RANK	GAMES	SCHEDULE	OF SCHEDULE	RPI	RPI	RPI	RPI
DIV. I ONLY	7- 17	283	5- 5	139	315	262	262	27	27
DIV. I NON-CONF.	1- 10	331	0- 0	93	270	283	283	27	27
TOTALS	RPI 1-25	RPI 26-50	W-L RECORDS	RPI 51-100	RPI 101-150	RPI 150+			
7- 17	0- 1	0- 0	OVERALL	0- 2	2- 3	5- 11			
4- 7	0- 1	0- 0	HOME	0- 0	1- 2	3- 4			
3- 9	0- 0	0- 0	AWAY	0- 2	1- 1	2- 6			
0- 1	0- 0	0- 0	NEUTRAL	0- 0	0- 0	0- 1			
1- 10	0- 1	0- 0	NON-CONFERENCE	0- 2	0- 3	1- 4			
0- 4	0- 1	0- 0	HOME	0- 0	0- 2	0- 1			
1- 5	0- 0	0- 0	AWAY	0- 2	0- 1	1- 2			
0- 1	0- 0	0- 0	NEUTRAL	0- 0	0- 0	0- 1			
6- 7	0- 0	0- 0	CONFERENCE	0- 0	2- 0	4- 7			
4- 3	0- 0	0- 0	HOME	0- 0	1- 0	3- 3			
2- 4	0- 0	0- 0	AWAY	0- 0	1- 0	1- 4			
0- 0	0- 0	0- 0	NEUTRAL	0- 0	0- 0	0- 0			

RPI 1-25				RPI 26-50				RPI 51-100				RPI 101+ Team's RPI: 262			
RPI	S	Opponent	Score	RPI	S	Opponent	Score	RPI	S	Opponent	Score	RPI	S	Opponent	Score
15	H	Kentucky	57 <b>96</b>					52	A	Rutgers	53 <b>83</b>	101	H	VCU	61 <b>87</b>
								64	A	Iona	59 <b>74</b>	124	H	Pittsburgh	55 <b>69</b>
												132	A	Seton Hall	61 <b>86</b>
												146	A	St. Francis Brooklyn	73 62
												146	H	St. Francis Brooklyn	62 53
												159	A	Mt. St. Mary's	78 <b>89</b>
												170	A	Stony Brook	51 <b>70</b>
												179	N	Eastern Mich.	56 <b>69</b>
												210	A	Sacred Heart	46 <b>63</b>
												210	H	Sacred Heart	79 70
												214	H	Saint Francis (PA)	78 <b>92</b>
												221	A	Robert Morris	63 <b>74</b>
												221	H	Robert Morris	67 51
												257	A	Bryant	78 64
												257	H	Bryant	63 <b>80</b>
												276	H	Central Conn. St.	71 <b>80</b>
												282	A	Monmouth	70 57
												302	H	LIU Brooklyn	71 65
												332	A	NJIT	52 <b>58</b>
												336	H	Vermont	70 <b>80</b>
												340	A	Fairleigh Dickinson	70 <b>82</b>
LAST 12 Division I GAMES:															
146	H	St. Francis Brooklyn	62 53	210	A	Sacred Heart	46 <b>63</b>								
257	A	Bryant	78 64	221	A	Robert Morris	63 <b>74</b>								
340	A	Fairleigh Dickinson	70 <b>82</b>	159	A	Mt. St. Mary's	78 <b>89</b>								
221	H	Robert Morris	67 51	210	H	Sacred Heart	79 70								
214	H	Saint Francis (PA)	78 <b>92</b>	276	H	Central Conn. St.	71 <b>80</b>								
146	A	St. Francis Brooklyn	73 62	257	H	Bryant	63 <b>80</b>								

Non-Div I Games:

Wagner

■ Loss, 
 ■ Non-Conf, 
 ■ S Site, 
 ■ H Home 
 ■ A Away 
 N Neutral



## Bethune-Cookman

Through Games Of Feb. 16, 2014

Average RPI Win:	291	WON-LOST	WINNING	LAST 10	STRENGTH OF	OPP. STRENGTH	TEAM	ADJ.	CONF.	ADJ CONF.
Average RPI Loss:	154	RECORD	PCT. RANK	GAMES	SCHEDULE	OF SCHEDULE	RPI	RPI	RPI	RPI
DIV. I ONLY	7- 16	278	6- 4	131	338	263	263	23	23	
DIV. I NON-CONF.	1- 9	326	0- 1	51	329	285	285	25	25	
TOTALS	RPI 1-25	RPI 26-50	W-L RECORDS	RPI 51-100	RPI 101-150	RPI 150+				
7- 16	0- 0	0- 0	OVERALL	0- 7	0- 1	7- 8				
5- 5	0- 0	0- 0	HOME	0- 3	0- 0	5- 2				
2- 8	0- 0	0- 0	AWAY	0- 4	0- 0	2- 4				
0- 3	0- 0	0- 0	NEUTRAL	0- 0	0- 1	0- 2				
1- 9	0- 0	0- 0	NON-CONFERENCE	0- 4	0- 1	1- 4				
1- 2	0- 0	0- 0	HOME	0- 2	0- 0	1- 0				
0- 4	0- 0	0- 0	AWAY	0- 2	0- 0	0- 2				
0- 3	0- 0	0- 0	NEUTRAL	0- 0	0- 1	0- 2				
6- 7	0- 0	0- 0	CONFERENCE	0- 3	0- 0	6- 4				
4- 3	0- 0	0- 0	HOME	0- 1	0- 0	4- 2				
2- 4	0- 0	0- 0	AWAY	0- 2	0- 0	2- 2				
0- 0	0- 0	0- 0	NEUTRAL	0- 0	0- 0	0- 0				

RPI 1-25				RPI 26-50				RPI 51-100				RPI 101+ Team's RPI: 263			
RPI	S	Opponent	Score	RPI	S	Opponent	Score	RPI	S	Opponent	Score	RPI	S	Opponent	Score
								56	A	Florida	65 93	148	N	Grand Canyon	45 57
								61	H	East Carolina	49 58	153	A	Savannah St.	54 58
								67	H	Stetson	63 77	153	H	Savannah St.	64 71
								75	A	FGCU	38 71	196	A	Fla. Atlantic	65 81
								85	A	N.C. A&T	35 66	199	N	Nicholls St.	56 73
								85	H	N.C. A&T	55 69	222	A	North Texas	49 82
								92	A	Hampton	35 43	233	H	Jacksonville	57 49
												251	H	Howard	45 47
												265	A	N.C. Central	66 60
												265	H	N.C. Central	67 52
												301	A	Norfolk St.	61 74
												303	H	Delaware St.	80 51
												313	N	Murray St.	70 81
												318	H	UMES	78 70
												328	A	South Carolina St.	71 53
												328	H	South Carolina St.	64 56
LAST 12 Division I GAMES:															
				303	H	Delaware St.	80 51					318	H	UMES	78 70
				85	A	N.C. A&T	35 66					328	A	South Carolina St.	71 53
				265	A	N.C. Central	66 60					153	A	Savannah St.	54 58
				328	H	South Carolina St.	64 56					265	H	N.C. Central	67 52
				153	H	Savannah St.	64 71					85	H	N.C. A&T	55 69
				251	H	Howard	45 47					196	A	Fla. Atlantic	65 81

Non-Div I Games: Edward Waters 63 53 St. Thomas (FL) 69 64

Bethune-Cookman

Loss, Non-Conf, S Site, H Home A Away N Neutral



Average RPI Win: <b>248</b>	WON-LOST	WINNING	LAST 10	STRENGTH OF	OPP. STRENGTH	TEAM	ADJ.	CONF.	ADJ CONF.
Average RPI Loss: <b>149</b>	RECORD	PCT. RANK	GAMES	SCHEDULE	OF SCHEDULE	RPI	RPI	RPI	RPI
DIV. I ONLY	6- 17	297	2- 8	160	189	264	264	18	18
DIV. I NON-CONF.	3- 8	269	0- 0	136	169	239	239	18	18
TOTALS	RPI 1-25	RPI 26-50	W-L RECORDS	RPI 51-100	RPI 101-150	RPI 150+			
6- 17	0- 1	0- 1	OVERALL	0- 5	0- 1	6- 9			
3- 7	0- 0	0- 1	HOME	0- 2	0- 0	3- 4			
2- 10	0- 1	0- 0	AWAY	0- 3	0- 1	2- 5			
1- 0	0- 0	0- 0	NEUTRAL	0- 0	0- 0	1- 0			
3- 8	0- 1	0- 1	NON-CONFERENCE	0- 3	0- 0	3- 3			
1- 4	0- 0	0- 1	HOME	0- 1	0- 0	1- 2			
1- 4	0- 1	0- 0	AWAY	0- 2	0- 0	1- 1			
1- 0	0- 0	0- 0	NEUTRAL	0- 0	0- 0	1- 0			
3- 9	0- 0	0- 0	CONFERENCE	0- 2	0- 1	3- 6			
2- 3	0- 0	0- 0	HOME	0- 1	0- 0	2- 2			
1- 6	0- 0	0- 0	AWAY	0- 1	0- 1	1- 4			
0- 0	0- 0	0- 0	NEUTRAL	0- 0	0- 0	0- 0			

RPI 1-25			RPI 26-50			RPI 51-100			RPI 101+ Team's RPI: 264		
RPI	S	Opponent	Score	RPI	S	Opponent	Score	RPI	S	Opponent	Score
15	A	Kentucky	77 <b>117</b>	36	H	DePaul	67 <b>91</b>	68	A	Wichita St.	54 <b>67</b>
								68	H	Wichita St.	72 <b>74</b>
								79	H	South Fla.	63 <b>87</b>
								88	A	Wright St.	71 <b>87</b>
								91	A	Missouri	55 <b>126</b>
								143	A	UNI	65 <b>78</b>
								152	H	Indiana St.	67 <b>80</b>
								158	H	Illinois	98 92
								161	A	Missouri St.	72 <b>78</b>
								161	H	Missouri St.	56 <b>85</b>
								170	H	Stony Brook	79 <b>83</b>
								185	A	Drake	77 <b>97</b>
								226	A	Loyola Chicago	63 <b>73</b>
								226	H	Loyola Chicago	54 49
								236	H	Illinois St.	64 62
								237	A	Northern Ill.	60 <b>63</b>
								242	A	Evansville	77 76
								308	A	Southeast Mo. St.	72 68
								317	H	Eastern Ill.	67 <b>71</b>
								320	N	Lipscomb	87 85
								335	A	Southern Ill.	96 <b>100</b>
LAST 12 Division I GAMES:											
226	H	Loyola Chicago	54 49	143	A	UNI	65 <b>78</b>				
161	A	Missouri St.	72 <b>78</b>	226	A	Loyola Chicago	63 <b>73</b>				
68	A	Wichita St.	54 <b>67</b>	68	H	Wichita St.	72 <b>74</b>				
236	H	Illinois St.	64 62	161	H	Missouri St.	56 <b>85</b>				
152	H	Indiana St.	67 <b>80</b>	242	A	Evansville	77 76				
185	A	Drake	77 <b>97</b>	335	A	Southern Ill.	96 <b>100</b>				

Non-Div I Games:

Bradley

■ Loss, 
 ■ Non-Conf, 
 ■ S Site, 
 ■ H Home 
 ■ A Away 
 N Neutral



## N.C. Central

Through Games Of Feb. 16, 2014

Average RPI Win:	286	WON-LOST	WINNING	LAST 10	STRENGTH OF	OPP. STRENGTH	TEAM	ADJ.	CONF.	ADJ CONF.
Average RPI Loss:	168	RECORD	PCT. RANK	GAMES	SCHEDULE	OF SCHEDULE	RPI	RPI	RPI	RPI
DIV. I ONLY	9- 14	237	3- 7	307	204	265	265	23	23	
DIV. I NON-CONF.	5- 7	198	0- 1	190	237	186	186	25	25	
TOTALS	RPI 1-25	RPI 26-50	W-L RECORDS	RPI 51-100	RPI 101-150	RPI 150+				
9- 14	0- 1	0- 0	OVERALL	0- 3	0- 1	9- 9				
4- 6	0- 0	0- 0	HOME	0- 1	0- 0	4- 5				
5- 8	0- 1	0- 0	AWAY	0- 2	0- 1	5- 4				
0- 0	0- 0	0- 0	NEUTRAL	0- 0	0- 0	0- 0				
5- 7	0- 1	0- 0	NON-CONFERENCE	0- 2	0- 1	5- 3				
2- 2	0- 0	0- 0	HOME	0- 0	0- 0	2- 2				
3- 5	0- 1	0- 0	AWAY	0- 2	0- 1	3- 1				
0- 0	0- 0	0- 0	NEUTRAL	0- 0	0- 0	0- 0				
4- 7	0- 0	0- 0	CONFERENCE	0- 1	0- 0	4- 6				
2- 4	0- 0	0- 0	HOME	0- 1	0- 0	2- 3				
2- 3	0- 0	0- 0	AWAY	0- 0	0- 0	2- 3				
0- 0	0- 0	0- 0	NEUTRAL	0- 0	0- 0	0- 0				

RPI 1-25				RPI 26-50				RPI 51-100				RPI 101+ Team's RPI: 265			
RPI	S	Opponent	Score	RPI	S	Opponent	Score	RPI	S	Opponent	Score	RPI	S	Opponent	Score
8	A	South Carolina	27 79					55	A	Ohio St.	47 65	109	A	Winthrop	46 68
								79	A	South Fla.	35 93	162	A	Florida A&M	71 64
								85	H	N.C. A&T	47 59	162	H	Florida A&M	63 70
												165	H	Coppin St.	58 67
												173	A	Old Dominion	44 68
												175	H	Campbell	45 56
												249	H	Gardner-Webb	89 58
												251	A	Howard	61 66
												252	H	Coastal Caro.	55 66
												263	A	Bethune-Cookman	52 67
												263	H	Bethune-Cookman	60 66
												274	H	Western Caro.	73 69
												296	A	UNC Asheville	76 65
												300	A	Presbyterian	55 44
												303	H	Delaware St.	75 61
												318	A	UMES	57 72
												323	H	Morgan St.	50 48
												328	A	South Carolina St.	57 51
												338	A	Wofford	53 44
LAST 12 Division I GAMES:															
328	A	South Carolina St.	57 51	165	H	Coppin St.	58 67								
162	H	Florida A&M	63 70	85	H	N.C. A&T	47 59								
263	H	Bethune-Cookman	60 66	303	H	Delaware St.	75 61								
318	A	UMES	57 72	263	A	Bethune-Cookman	52 67								
251	A	Howard	61 66	162	A	Florida A&M	71 64								
323	H	Morgan St.	50 48	109	A	Winthrop	46 68								

Non-Div I Games: Bluefield St. 53 54

N.C. Central

Loss, Non-Conf, S Site, H Home A Away N Neutral



Average RPI Win:	216	WON-LOST	WINNING	LAST 10	STRENGTH OF	OPP. STRENGTH	TEAM	ADJ.	CONF.	ADJ CONF.
Average RPI Loss:	139	RECORD	PCT. RANK	GAMES	SCHEDULE	OF SCHEDULE	RPI	RPI	RPI	RPI
DIV. I ONLY	5- 17	309	2- 8	102	183	266	266	15	15	
DIV. I NON-CONF.	1- 7	317	0- 0	40	103	250	250	17	17	
TOTALS	RPI 1-25	RPI 26-50	W-L RECORDS	RPI 51-100	RPI 101-150	RPI 150+				
5- 17	0- 1	0- 2	OVERALL	0- 2	2- 6	3- 6				
4- 7	0- 0	0- 1	HOME	0- 1	1- 2	3- 3				
1- 10	0- 1	0- 1	AWAY	0- 1	1- 4	0- 3				
0- 0	0- 0	0- 0	NEUTRAL	0- 0	0- 0	0- 0				
1- 7	0- 1	0- 2	NON-CONFERENCE	0- 2	0- 1	1- 1				
1- 4	0- 0	0- 1	HOME	0- 1	0- 1	1- 1				
0- 3	0- 1	0- 1	AWAY	0- 1	0- 0	0- 0				
0- 0	0- 0	0- 0	NEUTRAL	0- 0	0- 0	0- 0				
4- 10	0- 0	0- 0	CONFERENCE	0- 0	2- 5	2- 5				
3- 3	0- 0	0- 0	HOME	0- 0	1- 1	2- 2				
1- 7	0- 0	0- 0	AWAY	0- 0	1- 4	0- 3				
0- 0	0- 0	0- 0	NEUTRAL	0- 0	0- 0	0- 0				

RPI 1-25				RPI 26-50				RPI 51-100				RPI 101+ Team's RPI: 266			
RPI	S	Opponent	Score	RPI	S	Opponent	Score	RPI	S	Opponent	Score	RPI	S	Opponent	Score
19	A	Gonzaga	47 96	38	A	Georgia Tech	54 104	66	H	Princeton	76 94	113	A	North Dakota	44 69
				43	H	St. Mary's (CA)	54 72	94	A	Oregon	78 113	120	A	Montana	58 94
												120	H	Montana	55 65
												121	A	Sacramento St.	80 84
												121	H	Sacramento St.	83 80
												126	A	Southern Utah	60 69
												131	H	Portland	49 76
												139	A	Eastern Wash.	86 74
												184	H	Idaho St.	64 76
												192	A	Montana St.	78 89
												192	H	Montana St.	72 61
												204	A	Northern Colo.	60 77
												231	H	Seattle	68 80
												277	A	Northern Ariz.	61 84
												277	H	Northern Ariz.	67 88
												307	H	Columbia	75 67
												321	H	Weber St.	66 60
LAST 12 Division I GAMES:															
121	A	Sacramento St.	80 84	126	A	Southern Utah	60 69	277	H	Northern Ariz.	67 88				
277	A	Northern Ariz.	61 84	121	H	Sacramento St.	83 80	120	A	Montana	58 94				
192	H	Montana St.	72 61	192	A	Montana St.	78 89	321	H	Weber St.	66 60				
120	H	Montana	55 65												
113	A	North Dakota	44 69												
204	A	Northern Colo.	60 77												

Non-Div I Games: Corban 74 62

Portland St.

Loss, Non-Conf, S Site, H Home A Away N Neutral



Average RPI Win:	291	WON-LOST	WINNING	LAST 10	STRENGTH OF	OPP. STRENGTH	TEAM	ADJ.	CONF.	ADJ CONF.
Average RPI Loss:	185	RECORD	PCT. RANK	GAMES	SCHEDULE	OF SCHEDULE	RPI	RPI	RPI	RPI
DIV. I ONLY	8- 17	269	6- 4	207	322	267	267	30	30	
DIV. I NON-CONF.	2- 10	306	0- 0	50	271	238	238	29	29	
TOTALS	RPI 1-25	RPI 26-50	W-L RECORDS	RPI 51-100	RPI 101-150	RPI 150+				
8- 17	0- 1	0- 2	OVERALL	0- 2	0- 3	8- 9				
3- 8	0- 0	0- 2	HOME	0- 1	0- 1	3- 4				
5- 8	0- 1	0- 0	AWAY	0- 1	0- 2	5- 4				
0- 1	0- 0	0- 0	NEUTRAL	0- 0	0- 0	0- 1				
2- 10	0- 1	0- 2	NON-CONFERENCE	0- 1	0- 3	2- 3				
1- 4	0- 0	0- 2	HOME	0- 0	0- 1	1- 1				
1- 5	0- 1	0- 0	AWAY	0- 1	0- 2	1- 1				
0- 1	0- 0	0- 0	NEUTRAL	0- 0	0- 0	0- 1				
6- 7	0- 0	0- 0	CONFERENCE	0- 1	0- 0	6- 6				
2- 4	0- 0	0- 0	HOME	0- 1	0- 0	2- 3				
4- 3	0- 0	0- 0	AWAY	0- 0	0- 0	4- 3				
0- 0	0- 0	0- 0	NEUTRAL	0- 0	0- 0	0- 0				

RPI 1-25			RPI 26-50			RPI 51-100			RPI 101+			Team's RPI: 267
RPI	S	Opponent	Score	RPI	S	Opponent	Score	RPI	S	Opponent	Score	
7	A	Louisville	53 108	28	H	Middle Tenn.	43 69	68	A	Wichita St.	64 86	118 H Arkansas St. 69 79
				44	H	Chattanooga	70 81	95	H	UT Martin	81 95	142 A Ole Miss 69 99
												147 A Western Ky. 75 78
												200 A Belmont 67 69
												205 H Central Ark. 81 60
												215 A Xavier 59 72
												242 H Evansville 50 65
												254 H Tennessee Tech 79 70
												281 H Jacksonville St. 65 69
												289 A Morehead St. 83 75
												290 A Tennessee St. 61 96
												306 A SIU Edwardsville 77 67
												306 H SIU Edwardsville 65 81
												308 A Southeast Mo. St. 87 74
												308 H Southeast Mo. St. 64 75
												313 A Murray St. 68 76
												313 H Murray St. 86 71
												317 A Eastern Ill. 64 56
												333 N Omaha 54 70
												335 A Southern Ill. 71 69
LAST 12 Division I GAMES:												
306	H	SIU Edwardsville	65 81	254	H	Tennessee Tech	79 70					
200	A	Belmont	67 69	306	A	SIU Edwardsville	77 67					
290	A	Tennessee St.	61 96	317	A	Eastern Ill.	64 56					
308	A	Southeast Mo. St.	87 74	289	A	Morehead St.	83 75					
313	H	Murray St.	86 71	313	A	Murray St.	68 76					
281	H	Jacksonville St.	65 69	95	H	UT Martin	81 95					

Non-Div I Games: Trevecca Nazarene 98 77

Austin Peay

■ Loss, 
■ Non-Conf, 
■ S Site, 
■ H Home 
■ A Away 
N Neutral



Oral Roberts

Through Games Of Feb. 16, 2014

Average RPI Win:	241	WON-LOST	WINNING	LAST 10	STRENGTH OF	OPP. STRENGTH	TEAM	ADJ.	CONF.	ADJ CONF.
Average RPI Loss:	143	RECORD	PCT. RANK	GAMES	SCHEDULE	OF SCHEDULE	RPI	RPI	RPI	RPI
DIV. I ONLY	6- 14	282	4- 4	153	199	268	268	24	24	
DIV. I NON-CONF.	0- 9	338	0- 0	33	50	264	264	23	23	
TOTALS	RPI 1-25	RPI 26-50	W-L RECORDS	RPI 51-100	RPI 101-150	RPI 150+				
6- 14	0- 0	0- 1	OVERALL	0- 4	0- 3	6- 6				
6- 3	0- 0	0- 0	HOME	0- 1	0- 1	6- 1				
0- 11	0- 0	0- 1	AWAY	0- 3	0- 2	0- 5				
0- 0	0- 0	0- 0	NEUTRAL	0- 0	0- 0	0- 0				
0- 9	0- 0	0- 1	NON-CONFERENCE	0- 4	0- 3	0- 1				
0- 2	0- 0	0- 0	HOME	0- 1	0- 1	0- 0				
0- 7	0- 0	0- 1	AWAY	0- 3	0- 2	0- 1				
0- 0	0- 0	0- 0	NEUTRAL	0- 0	0- 0	0- 0				
6- 5	0- 0	0- 0	CONFERENCE	0- 0	0- 0	6- 5				
6- 1	0- 0	0- 0	HOME	0- 0	0- 0	6- 1				
0- 4	0- 0	0- 0	AWAY	0- 0	0- 0	0- 4				
0- 0	0- 0	0- 0	NEUTRAL	0- 0	0- 0	0- 0				

RPI 1-25			RPI 26-50			RPI 51-100			RPI 101+ Team's RPI: 268		
RPI	S	Opponent	Score	RPI	S	Opponent	Score	RPI	S	Opponent	Score
				31	A	Nebraska	53 89	60	H	Navy	64 89
								70	A	Arkansas	33 91
								82	A	Northwestern	54 84
								91	A	Missouri	64 86
								106	A	Kansas	62 84
								110	A	Marquette	71 79
								141	H	UALR	51 53
								191	A	Tulsa	58 72
								194	H	Northwestern St.	62 51
								199	A	Nicholls St.	60 71
								201	H	Stephen F. Austin	64 55
								205	H	Central Ark.	70 60
								206	A	McNeese St.	57 73
								230	A	A&M-Corpus Christi	53 61
								230	H	A&M-Corpus Christi	53 58
								246	H	Southeastern La.	81 78
								253	A	Houston Baptist	75 84
								253	H	Houston Baptist	85 73
								344	H	New Orleans	93 62
LAST 12 Division I GAMES:											
230	A	A&M-Corpus Christi	53 61	194	H	Northwestern St.	62 51				
253	A	Houston Baptist	75 84	201	H	Stephen F. Austin	64 55				
246	H	Southeastern La.	81 78	205	H	Central Ark.	70 60				
344	H	New Orleans	93 62	230	H	A&M-Corpus Christi	53 58				
206	A	McNeese St.	57 73	253	H	Houston Baptist	85 73				
199	A	Nicholls St.	60 71	31	A	Nebraska	53 89				

Non-Div I Games: Incarnate Word 64 67 Abilene Christian 56 70 Okla. Sci. & Arts 89 68

Oral Roberts

Loss, Non-Conf, S Site, H Home A Away N Neutral



Average RPI Win:	279	WON-LOST	WINNING	LAST 10	STRENGTH OF	OPP. STRENGTH	TEAM	ADJ.	CONF.	ADJ CONF.
Average RPI Loss:	159	RECORD	PCT. RANK	GAMES	SCHEDULE	OF SCHEDULE	RPI	RPI	RPI	RPI
DIV. I ONLY	8- 17	269	5- 5	238	229	269	269	17	17	
DIV. I NON-CONF.	1- 8	318	0- 0	206	290	313	313	15	15	
TOTALS	RPI 1-25	RPI 26-50	W-L RECORDS	RPI 51-100	RPI 101-150	RPI 150+				
8- 17	0- 0	0- 0	OVERALL	0- 6	0- 3	8- 8				
3- 9	0- 0	0- 0	HOME	0- 2	0- 2	3- 5				
5- 8	0- 0	0- 0	AWAY	0- 4	0- 1	5- 3				
0- 0	0- 0	0- 0	NEUTRAL	0- 0	0- 0	0- 0				
1- 8	0- 0	0- 0	NON-CONFERENCE	0- 2	0- 2	1- 4				
0- 4	0- 0	0- 0	HOME	0- 1	0- 1	0- 2				
1- 4	0- 0	0- 0	AWAY	0- 1	0- 1	1- 2				
0- 0	0- 0	0- 0	NEUTRAL	0- 0	0- 0	0- 0				
7- 9	0- 0	0- 0	CONFERENCE	0- 4	0- 1	7- 4				
3- 5	0- 0	0- 0	HOME	0- 1	0- 1	3- 3				
4- 4	0- 0	0- 0	AWAY	0- 3	0- 0	4- 1				
0- 0	0- 0	0- 0	NEUTRAL	0- 0	0- 0	0- 0				

RPI S	Opponent	Score	RPI S	Opponent	Score	RPI S	Opponent	Score	RPI S	Opponent	Score	Team's RPI: 269
						58	H Fordham	46 71	101	A VCU	64 85	
						59	A Marist	46 70	101	H Fairfield	49 58	
						64	A Iona	52 70	134	H Holy Cross	58 74	
						64	H Iona	67 71	178	H La Salle	62 72	
						71	A Quinnipiac	74 77	203	A Towson	43 63	
						87	A Army	52 66	211	A Rider	50 47	
									211	H Rider	56 73	
									227	A Oakland	61 75	
									259	A Canisius	52 44	
									259	H Canisius	72 56	
									272	A Niagara	64 56	
									272	H Niagara	67 71	
									282	A Monmouth	70 75	
									282	H Monmouth	65 59	
									283	A Siena	62 55	
									283	H Siena	58 82	
									303	H Delaware St.	69 80	
									322	H Saint Peter's	58 31	
									340	A Fairleigh Dickinson	73 63	
LAST 12 Division I GAMES:												
272	A	Niagara	64	56	282	A	Monmouth	70	75			
259	A	Canisius	52	44	272	H	Niagara	67	71			
64	H	Iona	67	71	64	A	Iona	52	70			
322	H	Saint Peter's	58	31	211	A	Rider	50	47			
211	H	Rider	56	73	71	A	Quinnipiac	74	77			
283	A	Siena	62	55	101	H	Fairfield	49	58			

Non-Div I Games:

Manhattan

■ Loss, 
 ■ Non-Conf, 
 ■ S Site, 
 ■ H Home 
 ■ A Away 
 N Neutral



Average RPI Win:	312	WON-LOST	WINNING	LAST 10	STRENGTH OF	OPP. STRENGTH	TEAM	ADJ.	CONF.	ADJ CONF.
Average RPI Loss:	136	RECORD	PCT. RANK	GAMES	SCHEDULE	OF SCHEDULE	RPI	RPI	RPI	RPI
DIV. I ONLY	7- 14	266	7- 3	253	246	270	270	32	32	
DIV. I NON-CONF.	0- 10	338	0- 1	107	13	304	304	32	32	
TOTALS	RPI 1-25	RPI 26-50	W-L RECORDS	RPI 51-100	RPI 101-150	RPI 150+				
7- 14	0- 1	0- 3	OVERALL	0- 2	0- 1	7- 7				
4- 3	0- 0	0- 0	HOME	0- 0	0- 1	4- 2				
3- 8	0- 1	0- 2	AWAY	0- 1	0- 0	3- 4				
0- 3	0- 0	0- 1	NEUTRAL	0- 1	0- 0	0- 1				
0- 10	0- 1	0- 3	NON-CONFERENCE	0- 2	0- 1	0- 3				
0- 1	0- 0	0- 0	HOME	0- 0	0- 1	0- 0				
0- 6	0- 1	0- 2	AWAY	0- 1	0- 0	0- 2				
0- 3	0- 0	0- 1	NEUTRAL	0- 1	0- 0	0- 1				
7- 4	0- 0	0- 0	CONFERENCE	0- 0	0- 0	7- 4				
4- 2	0- 0	0- 0	HOME	0- 0	0- 0	4- 2				
3- 2	0- 0	0- 0	AWAY	0- 0	0- 0	3- 2				
0- 0	0- 0	0- 0	NEUTRAL	0- 0	0- 0	0- 0				

RPI 1-25				RPI 26-50				RPI 51-100				RPI 101+ Team's RPI: 270			
RPI	S	Opponent	Score	RPI	S	Opponent	Score	RPI	S	Opponent	Score	RPI	S	Opponent	Score
11	A	Texas A&M	27 76	32	A	Florida St.	37 88	89	A	TCU	47 76	150	H	Rice	63 77
				35	A	Central Mich.	66 90	98	N	Drexel	45 53	156	A	FIU	52 77
				47	N	James Madison	50 79					182	H	Southern U.	74 88
												183	A	Texas Southern	59 63
												183	H	Texas Southern	70 74
												201	N	Stephen F. Austin	70 76
												246	A	Houston	46 74
												275	H	Mississippi Val.	77 59
												287	A	Grambling	72 61
												293	A	Jackson St.	82 83
												293	H	Jackson St.	92 76
												311	H	Alcorn	71 68
												324	A	Alabama St.	58 47
												345	H	Ark.-Pine Bluff	75 62
												347	A	Alabama A&M	68 60
LAST 12 Division I GAMES:															
293	H	Jackson St.	92 76	287	A	Grambling	72 61								
183	H	Texas Southern	70 74	293	A	Jackson St.	82 83								
347	A	Alabama A&M	68 60	183	A	Texas Southern	59 63								
324	A	Alabama St.	58 47	311	H	Alcorn	71 68								
275	H	Mississippi Val.	77 59	182	H	Southern U.	74 88								
345	H	Ark.-Pine Bluff	75 62	89	A	TCU	47 76								

Non-Div I Games:

Prairie View

Loss, Non-Conf, S Site, H Home A Away N Neutral



Average RPI Win:	268	WON-LOST	WINNING	LAST 10	STRENGTH OF	OPP. STRENGTH	TEAM	ADJ.	CONF.	ADJ CONF.
Average RPI Loss:	133	RECORD	PCT. RANK	GAMES	SCHEDULE	OF SCHEDULE	RPI	RPI	RPI	RPI
DIV. I ONLY	5- 20	318	1- 9	138	172	271	271	11	11	
DIV. I NON-CONF.	3- 8	269	0- 0	218	244	269	269	12	12	
TOTALS	RPI 1-25	RPI 26-50	W-L RECORDS	RPI 51-100	RPI 101-150	RPI 150+				
5- 20	0- 1	0- 0	OVERALL	0- 7	0- 5	5- 7				
2- 9	0- 0	0- 0	HOME	0- 2	0- 4	2- 3				
3- 11	0- 1	0- 0	AWAY	0- 5	0- 1	3- 4				
0- 0	0- 0	0- 0	NEUTRAL	0- 0	0- 0	0- 0				
3- 8	0- 1	0- 0	NON-CONFERENCE	0- 2	0- 1	3- 4				
2- 2	0- 0	0- 0	HOME	0- 0	0- 1	2- 1				
1- 6	0- 1	0- 0	AWAY	0- 2	0- 0	1- 3				
0- 0	0- 0	0- 0	NEUTRAL	0- 0	0- 0	0- 0				
2- 12	0- 0	0- 0	CONFERENCE	0- 5	0- 4	2- 3				
0- 7	0- 0	0- 0	HOME	0- 2	0- 3	0- 2				
2- 5	0- 0	0- 0	AWAY	0- 3	0- 1	2- 1				
0- 0	0- 0	0- 0	NEUTRAL	0- 0	0- 0	0- 0				

RPI 1-25				RPI 26-50				RPI 51-100				RPI 101+ Team's RPI: 271			
RPI	S	Opponent	Score	RPI	S	Opponent	Score	RPI	S	Opponent	Score	RPI	S	Opponent	Score
20	A	Maryland	53 89					60	A	Navy	44 67	123	H	Bucknell	60 67
								61	A	East Carolina	47 68	124	H	Pittsburgh	54 60
								87	A	Army	45 56	125	A	Lafayette	53 65
								87	H	Army	62 66	125	H	Lafayette	45 58
								97	A	American	38 63	134	H	Holy Cross	65 80
								97	H	American	34 52	159	A	Mt. St. Mary's	59 65
								100	A	George Washington	50 56	202	A	Boston U.	55 74
												202	H	Boston U.	60 70
												203	A	Towson	46 67
												212	A	Colgate	61 54
												213	A	Lehigh	70 64
												213	H	Lehigh	47 50
												220	A	Cornell	53 57
												223	H	Hartford	53 59
												251	H	Howard	72 62
												322	A	Saint Peter's	66 65
												343	H	UMBC	56 49
LAST 12 Division I GAMES:															
202	A	Boston U.	55 74	212	A	Colgate	61 54								
125	H	Lafayette	45 58	123	H	Bucknell	60 67								
213	H	Lehigh	47 50	202	H	Boston U.	60 70								
97	A	American	38 63	125	A	Lafayette	53 65								
87	A	Army	45 56	213	A	Lehigh	70 64								
134	H	Holy Cross	65 80	97	H	American	34 52								

Non-Div I Games:

Loyola Maryland

■ Loss, 
 ■ Non-Conf, 
 ■ S Site, 
 ■ H Home 
 ■ A Away 
 N Neutral



## Niagara

Through Games Of Feb. 16, 2014

Average RPI Win: <b>281</b>	WON-LOST	WINNING	LAST 10	STRENGTH OF	OPP. STRENGTH	TEAM	ADJ.	CONF.	ADJ CONF.
Average RPI Loss: <b>146</b>	RECORD	PCT. RANK	GAMES	SCHEDULE	OF SCHEDULE	RPI	RPI	RPI	RPI
DIV. I ONLY	8- 17	269	4- 6	220	194	272	272	17	17
DIV. I NON-CONF.	2- 7	289	0- 0	131	253	280	280	15	15
TOTALS	RPI 1-25	RPI 26-50	W-L RECORDS	RPI 51-100	RPI 101-150	RPI 150+			
8- 17	0- 1	0- 1	OVERALL	0- 6	0- 2	8- 7			
6- 6	0- 0	0- 0	HOME	0- 3	0- 1	6- 2			
2- 11	0- 1	0- 1	AWAY	0- 3	0- 1	2- 5			
0- 0	0- 0	0- 0	NEUTRAL	0- 0	0- 0	0- 0			
2- 7	0- 1	0- 1	NON-CONFERENCE	0- 1	0- 1	2- 3			
2- 2	0- 0	0- 0	HOME	0- 0	0- 1	2- 1			
0- 5	0- 1	0- 1	AWAY	0- 1	0- 0	0- 2			
0- 0	0- 0	0- 0	NEUTRAL	0- 0	0- 0	0- 0			
6- 10	0- 0	0- 0	CONFERENCE	0- 5	0- 1	6- 4			
4- 4	0- 0	0- 0	HOME	0- 3	0- 0	4- 1			
2- 6	0- 0	0- 0	AWAY	0- 2	0- 1	2- 3			
0- 0	0- 0	0- 0	NEUTRAL	0- 0	0- 0	0- 0			

RPI 1-25				RPI 26-50				RPI 51-100				RPI 101+ Team's RPI: 272			
RPI	S	Opponent	Score	RPI	S	Opponent	Score	RPI	S	Opponent	Score	RPI	S	Opponent	Score
23	A	Syracuse	44 80	34	A	Bowling Green	58 90	57	A	St. Bonaventure	57 73	101	A	Fairfield	77 81
								59	A	Marist	52 61	128	H	Buffalo	70 78
								59	H	Marist	59 74	211	A	Rider	72 82
								64	H	Iona	84 94	213	H	Lehigh	73 93
								71	A	Quinnipiac	61 84	221	H	Robert Morris	81 70
								71	H	Quinnipiac	78 93	227	A	Oakland	57 71
												259	A	Canisius	53 62
												259	H	Canisius	69 60
												269	A	Manhattan	71 67
												269	H	Manhattan	56 64
												282	H	Monmouth	48 45
												283	A	Siena	76 72
												283	H	Siena	65 57
												311	A	Kent St.	46 69
												322	A	Saint Peter's	55 67
												322	H	Saint Peter's	78 46
												329	H	Binghamton	69 53
LAST 12 Division I GAMES:															
269	H	Manhattan	56 64	59	A	Marist	52 61								
283	H	Siena	65 57	269	A	Manhattan	71 67								
211	A	Rider	72 82	282	H	Monmouth	48 45								
259	A	Canisius	53 62	59	H	Marist	59 74								
71	H	Quinnipiac	78 93	322	A	Saint Peter's	55 67								
259	H	Canisius	69 60	283	A	Siena	76 72								

Non-Div I Games:

Niagara

■ Loss, 
 ■ Non-Conf, 
 S Site, 
 ■ Home 
 ■ Away 
 N Neutral



Average RPI Win:	287	WON-LOST	WINNING	LAST 10	STRENGTH OF	OPP. STRENGTH	TEAM	ADJ.	CONF.	ADJ CONF.
Average RPI Loss:	138	RECORD	PCT. RANK	GAMES	SCHEDULE	OF SCHEDULE	RPI	RPI	RPI	RPI
DIV. I ONLY	7- 16	278	2- 8	181	243	273	273	22	22	
DIV. I NON-CONF.	4- 7	229	0- 0	210	258	253	253	21	21	
TOTALS	RPI 1-25	RPI 26-50	W-L RECORDS	RPI 51-100	RPI 101-150	RPI 150+				
7- 16	0- 1	0- 2	OVERALL	0- 4	0- 1	7- 8				
5- 8	0- 0	0- 1	HOME	0- 2	0- 0	5- 5				
2- 8	0- 1	0- 1	AWAY	0- 2	0- 1	2- 3				
0- 0	0- 0	0- 0	NEUTRAL	0- 0	0- 0	0- 0				
4- 7	0- 1	0- 2	NON-CONFERENCE	0- 0	0- 1	4- 3				
3- 3	0- 0	0- 1	HOME	0- 0	0- 0	3- 2				
1- 4	0- 1	0- 1	AWAY	0- 0	0- 1	1- 1				
0- 0	0- 0	0- 0	NEUTRAL	0- 0	0- 0	0- 0				
3- 9	0- 0	0- 0	CONFERENCE	0- 4	0- 0	3- 5				
2- 5	0- 0	0- 0	HOME	0- 2	0- 0	2- 3				
1- 4	0- 0	0- 0	AWAY	0- 2	0- 0	1- 2				
0- 0	0- 0	0- 0	NEUTRAL	0- 0	0- 0	0- 0				

RPI 1-25				RPI 26-50				RPI 51-100				RPI 101+ Team's RPI: 273			
RPI	S	Opponent	Score	RPI	S	Opponent	Score	RPI	S	Opponent	Score	RPI	S	Opponent	Score
15	A	Kentucky	56 73	26	A	Vanderbilt	71 92	67	A	Stetson	62 91	137	A	Memphis	74 77
				44	H	Chattanooga	61 70	67	H	Stetson	55 80	151	A	USC Upstate	60 69
								75	A	FGCU	58 73	151	H	USC Upstate	62 63
								75	H	FGCU	45 70	152	H	Indiana St.	75 67
												187	H	Northern Ky.	63 73
												209	H	Mercer	52 57
												214	H	Saint Francis (PA)	79 92
												233	A	Jacksonville	56 73
												256	A	Appalachian St.	81 72
												274	A	Western Caro.	56 58
												289	H	Morehead St.	69 77
												291	H	George Mason	87 76
												304	H	Kennesaw St.	74 68
												320	H	Lipscomb	78 75
												339	A	North Florida	72 57
												347	H	Alabama A&M	82 65
LAST 12 Division I GAMES:															
151	A	USC Upstate	60 69	304	H	Kennesaw St.	74 68								
67	H	Stetson	55 80	151	H	USC Upstate	62 63								
75	H	FGCU	45 70	67	A	Stetson	62 91								
339	A	North Florida	72 57	75	A	FGCU	58 73								
233	A	Jacksonville	56 73	187	H	Northern Ky.	63 73								
209	H	Mercer	52 57	320	H	Lipscomb	78 75								

Non-Div I Games:

East Tenn. St.

■ Loss, 
 ■ Non-Conf, S Site, 
 ■ Home 
 ■ Away 
 N Neutral



Average RPI Win:	283	WON-LOST	WINNING	LAST 10	STRENGTH OF	OPP. STRENGTH	TEAM	ADJ.	CONF.	ADJ CONF.
Average RPI Loss:	190	RECORD	PCT. RANK	GAMES	SCHEDULE	OF SCHEDULE	RPI	RPI	RPI	RPI
DIV. I ONLY	11- 14	193	4- 6	326	291	274	274	25	25	
DIV. I NON-CONF.	6- 5	136	0- 0	331	281	231	231	24	24	
TOTALS	RPI 1-25	RPI 26-50	W-L RECORDS	RPI 51-100	RPI 101-150	RPI 150+				
11- 14	0- 0	0- 3	OVERALL	0- 0	0- 0	11- 11				
7- 4	0- 0	0- 1	HOME	0- 0	0- 0	7- 3				
3- 9	0- 0	0- 2	AWAY	0- 0	0- 0	3- 7				
1- 1	0- 0	0- 0	NEUTRAL	0- 0	0- 0	1- 1				
6- 5	0- 0	0- 1	NON-CONFERENCE	0- 0	0- 0	6- 4				
4- 0	0- 0	0- 0	HOME	0- 0	0- 0	4- 0				
1- 4	0- 0	0- 1	AWAY	0- 0	0- 0	1- 3				
1- 1	0- 0	0- 0	NEUTRAL	0- 0	0- 0	1- 1				
5- 9	0- 0	0- 2	CONFERENCE	0- 0	0- 0	5- 7				
3- 4	0- 0	0- 1	HOME	0- 0	0- 0	3- 3				
2- 5	0- 0	0- 1	AWAY	0- 0	0- 0	2- 4				
0- 0	0- 0	0- 0	NEUTRAL	0- 0	0- 0	0- 0				

RPI 1-25			RPI 26-50			RPI 51-100			RPI 101+			Team's RPI: 274
RPI	S	Opponent	Score	RPI	S	Opponent	Score	RPI	S	Opponent	Score	
				38	A	Georgia Tech	47 87	163	H	Davidson	65 69	
				44	A	Chattanooga	46 68	175	A	Campbell	60 73	
				44	H	Chattanooga	57 77	176	A	Furman	69 76	
								176	H	Furman	65 54	
								177	A	Elon	52 67	
								177	H	Elon	61 65	
								209	A	Mercer	64 67	
								240	H	Georgia St.	74 61	
								256	A	Appalachian St.	71 63	
								261	N	New Mexico	37 56	
								265	A	N.C. Central	69 73	
								273	H	East Tenn. St.	58 56	
								288	A	Samford	49 54	
								288	H	Samford	54 50	
								296	H	UNC Asheville	62 51	
								299	H	Ga. Southern	56 63	
								300	A	Presbyterian	42 38	
								309	H	Charleston So.	56 47	
								310	A	UNC Greensboro	60 49	
								323	N	Morgan St.	82 56	
								338	A	Wofford	58 61	
								338	H	Wofford	66 47	
LAST 12 Division I GAMES:												
				177	H	Elon	61 65	299	H	Ga. Southern	56 63	
				44	A	Chattanooga	46 68	177	A	Elon	52 67	
				288	A	Samford	49 54	310	A	UNC Greensboro	60 49	
				338	H	Wofford	66 47	288	H	Samford	54 50	
				176	H	Furman	65 54	44	H	Chattanooga	57 77	
				163	H	Davidson	65 69	176	A	Furman	69 76	

Non-Div I Games:

Western Caro.

■ Loss, 
■ Non-Conf, 
■ S Site, 
■ H Home 
■ A Away 
N Neutral



Average RPI Win:	320	WON-LOST	WINNING	LAST 10	STRENGTH OF	OPP. STRENGTH	TEAM	ADJ.	CONF.	ADJ CONF.
Average RPI Loss:	159	RECORD	PCT. RANK	GAMES	SCHEDULE	OF SCHEDULE	RPI	RPI	RPI	RPI
DIV. I ONLY	8- 15	261	5- 5	295	303	275	275	32	32	
DIV. I NON-CONF.	1- 10	331	0- 0	98	65	266	266	32	32	
TOTALS	RPI 1-25	RPI 26-50	W-L RECORDS	RPI 51-100	RPI 101-150	RPI 150+				
8- 15	0- 0	0- 2	OVERALL	0- 3	0- 2	8- 8				
4- 3	0- 0	0- 0	HOME	0- 0	0- 0	4- 3				
3- 11	0- 0	0- 1	AWAY	0- 3	0- 2	3- 5				
1- 1	0- 0	0- 1	NEUTRAL	0- 0	0- 0	1- 0				
1- 10	0- 0	0- 2	NON-CONFERENCE	0- 3	0- 2	1- 3				
0- 0	0- 0	0- 0	HOME	0- 0	0- 0	0- 0				
0- 9	0- 0	0- 1	AWAY	0- 3	0- 2	0- 3				
1- 1	0- 0	0- 1	NEUTRAL	0- 0	0- 0	1- 0				
7- 5	0- 0	0- 0	CONFERENCE	0- 0	0- 0	7- 5				
4- 3	0- 0	0- 0	HOME	0- 0	0- 0	4- 3				
3- 2	0- 0	0- 0	AWAY	0- 0	0- 0	3- 2				
0- 0	0- 0	0- 0	NEUTRAL	0- 0	0- 0	0- 0				

RPI S	Opponent	Score	RPI S	Opponent	Score	RPI S	Opponent	Score	RPI S	Opponent	Score	Team's RPI: 275
33 N	Villanova	53 87	70 A	Arkansas	54 100	137 A	Memphis	51 62				
49 A	Southern Miss.	61 76	76 A	Mississippi St.	58 98	142 A	Ole Miss	60 72				
			80 A	SMU	52 91	158 A	Illinois	70 93				
						182 H	Southern U.	67 76				
						183 A	Texas Southern	55 65				
						186 A	Toledo	48 95				
						237 A	Northern Ill.	60 79				
						250 N	Eastern Ky.	68 58				
						270 A	Prairie View	59 77				
						287 H	Grambling	59 67				
						293 H	Jackson St.	56 63				
						311 A	Alcorn	70 55				
						311 H	Alcorn	59 56				
						324 A	Alabama St.	56 54				
						324 H	Alabama St.	55 46				
						345 H	Ark.-Pine Bluff	60 49				
						347 A	Alabama A&M	83 77				
						347 H	Alabama A&M	68 56				
LAST 12 Division I GAMES:												
311 H	Alcorn	59 56	183 A	Texas Southern	55 65							
347 H	Alabama A&M	68 56	182 H	Southern U.	67 76							
324 H	Alabama St.	55 46	311 A	Alcorn	70 55							
287 H	Grambling	59 67	347 A	Alabama A&M	83 77							
293 H	Jackson St.	56 63	324 A	Alabama St.	56 54							
270 A	Prairie View	59 77	345 H	Ark.-Pine Bluff	60 49							

Non-Div I Games:

Mississippi Val.



Average RPI Win:	257	WON-LOST	WINNING	LAST 10	STRENGTH OF	OPP. STRENGTH	TEAM	ADJ.	CONF.	ADJ CONF.
Average RPI Loss:	202	RECORD	PCT. RANK	GAMES	SCHEDULE	OF SCHEDULE	RPI	RPI	RPI	RPI
DIV. I ONLY	9- 14	237	2- 8	302	304	276	276	27	27	
DIV. I NON-CONF.	6- 4	114	0- 0	316	275	180	180	27	27	
TOTALS	RPI 1-25	RPI 26-50	W-L RECORDS	RPI 51-100	RPI 101-150	RPI 150+				
9- 14	0- 0	0- 0	OVERALL	0- 1	1- 1	8- 12				
6- 4	0- 0	0- 0	HOME	0- 0	1- 0	5- 4				
3- 10	0- 0	0- 0	AWAY	0- 1	0- 1	3- 8				
0- 0	0- 0	0- 0	NEUTRAL	0- 0	0- 0	0- 0				
6- 4	0- 0	0- 0	NON-CONFERENCE	0- 1	0- 0	6- 3				
4- 0	0- 0	0- 0	HOME	0- 0	0- 0	4- 0				
2- 4	0- 0	0- 0	AWAY	0- 1	0- 0	2- 3				
0- 0	0- 0	0- 0	NEUTRAL	0- 0	0- 0	0- 0				
3- 10	0- 0	0- 0	CONFERENCE	0- 0	1- 1	2- 9				
2- 4	0- 0	0- 0	HOME	0- 0	1- 0	1- 4				
1- 6	0- 0	0- 0	AWAY	0- 0	0- 1	1- 5				
0- 0	0- 0	0- 0	NEUTRAL	0- 0	0- 0	0- 0				

RPI 1-25			RPI 26-50			RPI 51-100			RPI 101+			Team's RPI: 276
RPI	S	Opponent	Score	RPI	S	Opponent	Score	RPI	S	Opponent	Score	
						79 A South Fla.	47 81	146 A	St. Francis Brooklyn	50 71		
								146 H	St. Francis Brooklyn	71 66		
								159 A	Mt. St. Mary's	55 69		
								159 H	Mt. St. Mary's	62 64		
								169 A	UCF	51 65		
								172 H	Hofstra	64 62		
								178 A	La Salle	60 71		
								210 A	Sacred Heart	59 77		
								211 A	Rider	58 61		
								214 H	Saint Francis (PA)	97 106		
								221 A	Robert Morris	49 66		
								221 H	Robert Morris	59 61		
								223 A	Hartford	82 50		
								228 H	New Hampshire	53 52		
								257 A	Bryant	50 81		
								262 A	Wagner	80 71		
								283 H	Siena	70 53		
								302 A	LIU Brooklyn	51 60		
								302 H	LIU Brooklyn	48 59		
								325 H	Rhode Island	65 58		
								336 A	Vermont	82 68		
								340 H	Fairleigh Dickinson	72 67		
LAST 12 Division I GAMES:												
221 A	Robert Morris	49 66	146 H	St. Francis Brooklyn	71 66							
302 H	LIU Brooklyn	48 59	210 A	Sacred Heart	59 77							
257 A	Bryant	50 81	340 H	Fairleigh Dickinson	72 67							
159 A	Mt. St. Mary's	55 69	302 A	LIU Brooklyn	51 60							
146 A	St. Francis Brooklyn	50 71	262 A	Wagner	80 71							
159 H	Mt. St. Mary's	62 64	214 H	Saint Francis (PA)	97 106							

Non-Div I Games:

Central Conn. St.



Average RPI Win:	262	WON-LOST	WINNING	LAST 10	STRENGTH OF	OPP. STRENGTH	TEAM	ADJ.	CONF.	ADJ CONF.
Average RPI Loss:	161	RECORD	PCT. RANK	GAMES	SCHEDULE	OF SCHEDULE	RPI	RPI	RPI	RPI
DIV. I ONLY	8- 15	261	4- 6	291	185	277	277	15	15	
DIV. I NON-CONF.	3- 6	242	0- 0	343	249	316	316	17	17	
TOTALS	RPI 1-25	RPI 26-50	W-L RECORDS	RPI 51-100	RPI 101-150	RPI 150+				
8- 15	0- 0	0- 1	OVERALL	0- 0	2- 7	6- 7				
4- 7	0- 0	0- 0	HOME	0- 0	2- 4	2- 3				
4- 8	0- 0	0- 1	AWAY	0- 0	0- 3	4- 4				
0- 0	0- 0	0- 0	NEUTRAL	0- 0	0- 0	0- 0				
3- 6	0- 0	0- 1	NON-CONFERENCE	0- 0	0- 1	3- 4				
1- 2	0- 0	0- 0	HOME	0- 0	0- 1	1- 1				
2- 4	0- 0	0- 1	AWAY	0- 0	0- 0	2- 3				
0- 0	0- 0	0- 0	NEUTRAL	0- 0	0- 0	0- 0				
5- 9	0- 0	0- 0	CONFERENCE	0- 0	2- 6	3- 3				
3- 5	0- 0	0- 0	HOME	0- 0	2- 3	1- 2				
2- 4	0- 0	0- 0	AWAY	0- 0	0- 3	2- 1				
0- 0	0- 0	0- 0	NEUTRAL	0- 0	0- 0	0- 0				

RPI 1-25			RPI 26-50			RPI 51-100			RPI 101+ Team's RPI: 277		
RPI	S	Opponent	Score	RPI	S	Opponent	Score	RPI	S	Opponent	Score
				41	A	UTEP	43 92				
								105	H	Hawaii	66 74
								113	H	North Dakota	83 91
								120	H	Montana	67 87
								121	A	Sacramento St.	79 104
								121	H	Sacramento St.	91 99
								126	A	Southern Utah	59 93
								126	H	Southern Utah	82 77
								139	A	Eastern Wash.	68 92
								139	H	Eastern Wash.	86 78
								167	A	Cal St. Northridge	52 64
								184	A	Idaho St.	72 82
								192	H	Montana St.	72 80
								204	H	Northern Colo.	82 86
								219	A	Loyola Marymount	58 79
								260	A	Pepperdine	51 74
								266	A	Portland St.	88 67
								266	H	Portland St.	84 61
								302	H	LIU Brooklyn	72 78
								305	A	UC Santa Barbara	79 56
								321	A	Weber St.	96 87
								334	H	Texas-Arlington	85 65
								341	A	Utah Valley	80 66
LAST 12 Division I GAMES:											
139	H	Eastern Wash.	86 78	113	H	North Dakota	83 91				
266	H	Portland St.	84 61	204	H	Northern Colo.	82 86				
126	A	Southern Utah	59 93	266	A	Portland St.	88 67				
121	H	Sacramento St.	91 99	139	A	Eastern Wash.	68 92				
184	A	Idaho St.	72 82	126	H	Southern Utah	82 77				
321	A	Weber St.	96 87	121	A	Sacramento St.	79 104				

Non-Div I Games:

Northern Ariz.

■ Loss, 
■ Non-Conf, S Site, 
■ Home 
■ Away 
N Neutral



Average RPI Win:	278	WON-LOST	WINNING	LAST 10	STRENGTH OF	OPP. STRENGTH	TEAM	ADJ.	CONF.	ADJ CONF.
Average RPI Loss:	140	RECORD	PCT. RANK	GAMES	SCHEDULE	OF SCHEDULE	RPI	RPI	RPI	RPI
DIV. I ONLY	6- 15	289	2- 8	151	208	278	278	10	10	
DIV. I NON-CONF.	4- 6	210	1- 0	273	345	294	294	11	11	
TOTALS	RPI 1-25	RPI 26-50	W-L RECORDS	RPI 51-100	RPI 101-150	RPI 150+				
6- 15	0- 1	0- 2	OVERALL	0- 3	1- 2	5- 7				
5- 8	0- 0	0- 0	HOME	0- 3	1- 1	4- 4				
1- 6	0- 0	0- 2	AWAY	0- 0	0- 1	1- 3				
0- 1	0- 1	0- 0	NEUTRAL	0- 0	0- 0	0- 0				
4- 6	0- 1	0- 0	NON-CONFERENCE	0- 1	0- 0	4- 4				
3- 4	0- 0	0- 0	HOME	0- 1	0- 0	3- 3				
1- 1	0- 0	0- 0	AWAY	0- 0	0- 0	1- 1				
0- 1	0- 1	0- 0	NEUTRAL	0- 0	0- 0	0- 0				
2- 9	0- 0	0- 2	CONFERENCE	0- 2	1- 2	1- 3				
2- 4	0- 0	0- 0	HOME	0- 2	1- 1	1- 1				
0- 5	0- 0	0- 2	AWAY	0- 0	0- 1	0- 2				
0- 0	0- 0	0- 0	NEUTRAL	0- 0	0- 0	0- 0				

RPI 1-25				RPI 26-50				RPI 51-100				RPI 101+				Team's RPI: 278	
RPI	S	Opponent	Score	RPI	S	Opponent	Score	RPI	S	Opponent	Score	RPI	S	Opponent	Score		
17	N	West Virginia	51 82	41	A	UTEP	50 77	60	H	Navy	68 72	127	H	Charlotte	71 69		
				49	A	Southern Miss.	73 80	61	H	East Carolina	52 66	138	H	UAB	57 63		
								81	H	Tulane	61 77	150	A	Rice	68 74		
												152	H	Indiana St.	67 68		
												173	A	Old Dominion	52 65		
												191	H	Tulsa	62 80		
												221	A	Robert Morris	48 67		
												222	A	North Texas	50 63		
												234	H	Louisiana Tech	69 55		
												250	H	Eastern Ky.	55 64		
												289	H	Morehead St.	51 53		
												303	H	Delaware St.	62 47		
												332	A	NJIT	57 56		
												335	H	Southern Ill.	82 59		
												338	H	Wofford	71 56		
LAST 12 Division I GAMES:																	
				127	H	Charlotte	71 69					191	H	Tulsa	62 80		
				49	A	Southern Miss.	73 80					150	A	Rice	68 74		
				234	H	Louisiana Tech	69 55					222	A	North Texas	50 63		
				61	H	East Carolina	52 66					138	H	UAB	57 63		
				173	A	Old Dominion	52 65					81	H	Tulane	61 77		
				41	A	UTEP	50 77					332	A	NJIT	57 56		

Non-Div I Games: Bluefield Col. 63 41 West Va. Tech 86 42 Davis & Elkins 86 72

Marshall

Loss, Non-Conf, S Site, H Home A Away N Neutral







Average RPI Win:	316	WON-LOST	WINNING	LAST 10	STRENGTH OF	OPP. STRENGTH	TEAM	ADJ.	CONF.	ADJ CONF.
Average RPI Loss:	167	RECORD	PCT. RANK	GAMES	SCHEDULE	OF SCHEDULE	RPI	RPI	RPI	RPI
DIV. I ONLY	8- 14	252	3- 7	279	316	280	280	14	14	
DIV. I NON-CONF.	6- 8	193	1- 3	309	346	282	282	16	16	
TOTALS	RPI 1-25	RPI 26-50	W-L RECORDS	RPI 51-100	RPI 101-150	RPI 150+				
8- 14	0- 0	0- 0	OVERALL	0- 6	0- 1	8- 7				
4- 5	0- 0	0- 0	HOME	0- 1	0- 1	4- 3				
3- 7	0- 0	0- 0	AWAY	0- 4	0- 0	3- 3				
1- 2	0- 0	0- 0	NEUTRAL	0- 1	0- 0	1- 1				
6- 8	0- 0	0- 0	NON-CONFERENCE	0- 3	0- 1	6- 4				
3- 3	0- 0	0- 0	HOME	0- 0	0- 1	3- 2				
2- 3	0- 0	0- 0	AWAY	0- 2	0- 0	2- 1				
1- 2	0- 0	0- 0	NEUTRAL	0- 1	0- 0	1- 1				
2- 6	0- 0	0- 0	CONFERENCE	0- 3	0- 0	2- 3				
1- 2	0- 0	0- 0	HOME	0- 1	0- 0	1- 1				
1- 4	0- 0	0- 0	AWAY	0- 2	0- 0	1- 2				
0- 0	0- 0	0- 0	NEUTRAL	0- 0	0- 0	0- 0				

Brown

Brown

RPI S	Opponent	Score	RPI S	Opponent	Score	RPI S	Opponent	Score	RPI S	Opponent	Score	Team's RPI: 280
						60	A Navy	61 81	125	H Lafayette	69 70	
						66	A Princeton	70 81	208	A Yale	52 73	
						69	A Penn	51 78	208	H Yale	53 70	
						73	H Harvard	71 91	220	A Cornell	70 80	
						87	A Army	65 67	228	H New Hampshire	74 77	
						92	N Hampton	50 71	239	H Maine	59 60	
									257	A Bryant	66 61	
									307	A Columbia	79 57	
									315	H Dartmouth	71 55	
									322	A Saint Peter's	64 52	
									323	H Morgan St.	63 53	
									324	N Alabama St.	81 82	
									325	H Rhode Island	66 56	
									332	A NJIT	43 48	
									336	H Vermont	61 51	
									343	N UMBC	92 53	
LAST 12 Division I GAMES:												
69	A Penn	51 78	208	A Yale	52 73							
66	A Princeton	70 81	208	H Yale	53 70							
315	H Dartmouth	71 55	332	A NJIT	43 48							
73	H Harvard	71 91	336	H Vermont	61 51							
307	A Columbia	79 57	228	H New Hampshire	74 77							
220	A Cornell	70 80	324	N Alabama St.	81 82							

Non-Div I Games:

Brown



Average RPI Win:	296	WON-LOST	WINNING	LAST 10	STRENGTH OF	OPP. STRENGTH	TEAM	ADJ.	CONF.	ADJ CONF.
Average RPI Loss:	199	RECORD	PCT. RANK	GAMES	SCHEDULE	OF SCHEDULE	RPI	RPI	RPI	RPI
DIV. I ONLY	11- 15	213	7- 3	313	336	281	281	30	30	
DIV. I NON-CONF.	4- 9	255	1- 0	314	306	310	310	29	29	
TOTALS	RPI 1-25	RPI 26-50	W-L RECORDS	RPI 51-100	RPI 101-150	RPI 150+				
11- 15	0- 0	0- 1	OVERALL	0- 3	0- 1	11- 10				
7- 5	0- 0	0- 1	HOME	0- 1	0- 0	7- 3				
4- 9	0- 0	0- 0	AWAY	0- 1	0- 1	4- 7				
0- 1	0- 0	0- 0	NEUTRAL	0- 1	0- 0	0- 0				
4- 9	0- 0	0- 1	NON-CONFERENCE	0- 2	0- 1	4- 5				
2- 4	0- 0	0- 1	HOME	0- 0	0- 0	2- 3				
2- 4	0- 0	0- 0	AWAY	0- 1	0- 1	2- 2				
0- 1	0- 0	0- 0	NEUTRAL	0- 1	0- 0	0- 0				
7- 6	0- 0	0- 0	CONFERENCE	0- 1	0- 0	7- 5				
5- 1	0- 0	0- 0	HOME	0- 1	0- 0	5- 0				
2- 5	0- 0	0- 0	AWAY	0- 0	0- 0	2- 5				
0- 0	0- 0	0- 0	NEUTRAL	0- 0	0- 0	0- 0				

RPI S	Opponent	Score	RPI S	Opponent	Score	RPI S	Opponent	Score	RPI S	Opponent	Score	Team's RPI: 281
44	H Chattanooga	53 68	54	A Auburn	49 66	142	A Ole Miss	62 83				
			95	H UT Martin	75 88	200	A Belmont	50 92				
			100	N George Washington	71 100	205	H Central Ark.	54 58				
						209	H Mercer	54 60				
						240	A Georgia St.	63 65				
						250	A Eastern Ky.	61 68				
						250	H Eastern Ky.	79 62				
						254	A Tennessee Tech	67 72				
						254	H Tennessee Tech	74 67				
						267	A Austin Peay	69 65				
						288	A Samford	60 54				
						289	A Morehead St.	53 73				
						290	A Tennessee St.	76 78				
						290	H Tennessee St.	84 76				
						299	A Ga. Southern	50 63				
						304	H Kennesaw St.	78 65				
						306	H SIU Edwardsville	71 68				
						313	A Murray St.	78 76				
						317	H Eastern Ill.	61 46				
						320	H Lipscomb	76 86				
						328	H South Carolina St.	73 63				
						344	A New Orleans	54 51				
LAST 12 Division I GAMES:												
250	H Eastern Ky.	79 62	250	A Eastern Ky.	61 68							
254	H Tennessee Tech	74 67	306	H SIU Edwardsville	71 68							
289	A Morehead St.	53 73	317	H Eastern Ill.	61 46							
267	A Austin Peay	69 65	200	A Belmont	50 92							
313	A Murray St.	78 76	290	A Tennessee St.	76 78							
290	H Tennessee St.	84 76	288	A Samford	60 54							

Non-Div I Games:

Jacksonville St.

■ Loss, 
 ■ Non-Conf, 
 ■ S Site, 
 ■ Home 
 ■ A Away 
 N Neutral



Average RPI Win: <b>259</b>	WON-LOST	WINNING	LAST 10	STRENGTH OF	OPP. STRENGTH	TEAM	ADJ.	CONF.	ADJ CONF.
Average RPI Loss: <b>157</b>	RECORD	PCT. RANK	GAMES	SCHEDULE	OF SCHEDULE	RPI	RPI	RPI	RPI
DIV. I ONLY	6- 21	313	2- 8	137	224	282	282	17	17
DIV. I NON-CONF.	1- 10	331	0- 0	65	286	295	295	15	15
TOTALS	RPI 1-25	RPI 26-50	W-L RECORDS	RPI 51-100	RPI 101-150	RPI 150+			
6- 21	0- 1	0- 1	OVERALL	0- 6	1- 2	5- 11			
4- 8	0- 0	0- 0	HOME	0- 3	1- 0	3- 5			
2- 9	0- 1	0- 0	AWAY	0- 2	0- 2	2- 4			
0- 4	0- 0	0- 1	NEUTRAL	0- 1	0- 0	0- 2			
1- 10	0- 1	0- 1	NON-CONFERENCE	0- 1	0- 1	1- 6			
1- 3	0- 0	0- 0	HOME	0- 0	0- 0	1- 3			
0- 3	0- 1	0- 0	AWAY	0- 0	0- 1	0- 1			
0- 4	0- 0	0- 1	NEUTRAL	0- 1	0- 0	0- 2			
5- 11	0- 0	0- 0	CONFERENCE	0- 5	1- 1	4- 5			
3- 5	0- 0	0- 0	HOME	0- 3	1- 0	2- 2			
2- 6	0- 0	0- 0	AWAY	0- 2	0- 1	2- 3			
0- 0	0- 0	0- 0	NEUTRAL	0- 0	0- 0	0- 0			

RPI 1-25				RPI 26-50				RPI 51-100				RPI 101+ Team's RPI: 282			
RPI	S	Opponent	Score	RPI	S	Opponent	Score	RPI	S	Opponent	Score	RPI	S	Opponent	Score
2	A	UConn	46 <b>100</b>	34	N	Bowling Green	48 <b>71</b>	57	N	St. Bonaventure	55 <b>61</b>	101	A	Fairfield	50 <b>60</b>
								59	H	Marist	40 <b>65</b>	101	H	Fairfield	62 57
								64	A	Iona	59 <b>60</b>	116	A	Delaware	58 <b>72</b>
								64	H	Iona	77 <b>86</b>	170	A	Stony Brook	52 <b>69</b>
								71	A	Quinnipiac	50 <b>83</b>	179	N	Eastern Mich.	53 <b>64</b>
								71	H	Quinnipiac	67 <b>83</b>	202	N	Boston U.	43 <b>52</b>
												208	H	Yale	55 <b>64</b>
												211	H	Rider	53 <b>64</b>
												259	A	Canisius	52 <b>60</b>
												259	H	Canisius	64 56
												262	H	Wagner	57 <b>70</b>
												269	A	Manhattan	59 <b>65</b>
												269	H	Manhattan	75 70
												272	A	Niagara	45 <b>48</b>
												283	A	Siena	64 49
												302	H	LIU Brooklyn	52 <b>67</b>
												318	H	UMES	67 65
												322	A	Saint Peter's	52 41
												322	H	Saint Peter's	63 <b>68</b>
LAST 12 Division I GAMES:															
71	A	Quinnipiac	50 <b>83</b>	269	H	Manhattan	75 70								
64	A	Iona	59 <b>60</b>	64	H	Iona	77 <b>86</b>								
71	H	Quinnipiac	67 <b>83</b>	272	A	Niagara	45 <b>48</b>								
101	A	Fairfield	50 <b>60</b>	259	A	Canisius	52 <b>60</b>								
59	H	Marist	40 <b>65</b>	283	A	Siena	64 49								
322	A	Saint Peter's	52 41	259	H	Canisius	64 56								

Non-Div I Games:



Average RPI Win: <b>277</b>	WON-LOST	WINNING	LAST 10	STRENGTH OF	OPP. STRENGTH	TEAM	ADJ.	CONF.	ADJ CONF.
Average RPI Loss: <b>165</b>	RECORD	PCT. RANK	GAMES	SCHEDULE	OF SCHEDULE	RPI	RPI	RPI	RPI
DIV. I ONLY	7- 18	292	1- 9	219	251	283	283	17	17
DIV. I NON-CONF.	5- 4	131	0- 0	231	327	190	190	15	15
TOTALS	RPI 1-25	RPI 26-50	W-L RECORDS	RPI 51-100	RPI 101-150	RPI 150+			
7- 18	0- 1	0- 0	OVERALL	0- 5	1- 3	6- 9			
3- 8	0- 0	0- 0	HOME	0- 2	1- 1	2- 5			
3- 9	0- 1	0- 0	AWAY	0- 3	0- 1	3- 4			
1- 1	0- 0	0- 0	NEUTRAL	0- 0	0- 1	1- 0			
5- 4	0- 1	0- 0	NON-CONFERENCE	0- 0	1- 2	4- 1			
3- 1	0- 0	0- 0	HOME	0- 0	1- 1	2- 0			
1- 2	0- 1	0- 0	AWAY	0- 0	0- 0	1- 1			
1- 1	0- 0	0- 0	NEUTRAL	0- 0	0- 1	1- 0			
2- 14	0- 0	0- 0	CONFERENCE	0- 5	0- 1	2- 8			
0- 7	0- 0	0- 0	HOME	0- 2	0- 0	0- 5			
2- 7	0- 0	0- 0	AWAY	0- 3	0- 1	2- 3			
0- 0	0- 0	0- 0	NEUTRAL	0- 0	0- 0	0- 0			

RPI 1-25				RPI 26-50				RPI 51-100				RPI 101+ Team's RPI: 283			
RPI	S	Opponent	Score	RPI	S	Opponent	Score	RPI	S	Opponent	Score	RPI	S	Opponent	Score
20	A	Maryland	49 <b>105</b>					59	A	Marist	60 <b>78</b>	101	A	Fairfield	65 <b>66</b>
								59	H	Marist	39 <b>78</b>	103	N	Green Bay	52 <b>63</b>
								64	A	Iona	80 <b>86</b>	115	H	Albany (NY)	42 <b>69</b>
								64	H	Iona	66 <b>80</b>	128	H	Buffalo	64 60
								71	A	Quinnipiac	49 <b>70</b>	210	H	Sacred Heart	58 53
												211	A	Rider	70 <b>73</b>
												211	H	Rider	63 <b>77</b>
												259	A	Canisius	66 <b>75</b>
												259	H	Canisius	66 <b>75</b>
												269	A	Manhattan	82 58
												269	H	Manhattan	55 <b>62</b>
												272	A	Niagara	57 <b>65</b>
												272	H	Niagara	72 <b>76</b>
												276	A	Central Conn. St.	53 <b>70</b>
												282	H	Monmouth	49 <b>64</b>
												322	A	Saint Peter's	76 54
												329	H	Binghamton	49 41
												339	N	North Florida	61 60
												340	A	Fairleigh Dickinson	82 58
LAST 12 Division I GAMES:															
259	A	Canisius	66 <b>75</b>	259	H	Canisius	66 <b>75</b>	211	A	Rider	70 <b>73</b>				
272	A	Niagara	57 <b>65</b>					71	A	Quinnipiac	49 <b>70</b>				
322	A	Saint Peter's	76 54					101	A	Fairfield	65 <b>66</b>				
59	H	Marist	39 <b>78</b>					282	H	Monmouth	49 <b>64</b>				
64	H	Iona	66 <b>80</b>					272	H	Niagara	72 <b>76</b>				
269	H	Manhattan	55 <b>62</b>												







































































Non-Div I Games:

Siena

■ Loss, 
 ■ Non-Conf, 
 ■ S Site, 
 ■ Home 
 ■ A Away 
 N Neutral







Average RPI Win: <b>277</b>	WON-LOST	WINNING	LAST 10	STRENGTH OF	OPP. STRENGTH	TEAM	ADJ.	CONF.	ADJ CONF.
Average RPI Loss: <b>164</b>	RECORD	PCT. RANK	GAMES	SCHEDULE	OF SCHEDULE	RPI	RPI	RPI	RPI
DIV. I ONLY	7- 16	278	3- 7	242	237	284	284	21	21
DIV. I NON-CONF.	4- 9	255	1- 1	221	261	265	265	20	20
TOTALS	RPI 1-25	RPI 26-50	W-L RECORDS	RPI 51-100	RPI 101-150	RPI 150+			
7- 16	0- 0	0- 1	OVERALL	0- 2	1- 5	6- 8			
4- 7	0- 0	0- 0	HOME	0- 1	0- 5	4- 1			
3- 8	0- 0	0- 1	AWAY	0- 1	1- 0	2- 6			
0- 1	0- 0	0- 0	NEUTRAL	0- 0	0- 0	0- 1			
4- 9	0- 0	0- 1	NON-CONFERENCE	0- 1	0- 3	4- 4			
2- 4	0- 0	0- 0	HOME	0- 0	0- 3	2- 1			
2- 4	0- 0	0- 1	AWAY	0- 1	0- 0	2- 2			
0- 1	0- 0	0- 0	NEUTRAL	0- 0	0- 0	0- 1			
3- 7	0- 0	0- 0	CONFERENCE	0- 1	1- 2	2- 4			
2- 3	0- 0	0- 0	HOME	0- 1	0- 2	2- 0			
1- 4	0- 0	0- 0	AWAY	0- 0	1- 0	0- 4			
0- 0	0- 0	0- 0	NEUTRAL	0- 0	0- 0	0- 0			

RPI S	Opponent	Score	RPI S	Opponent	Score	RPI S	Opponent	Score	RPI S	Opponent	Score	Team's RPI: 284
			34 	Bowling Green	64 	53 	Indiana	68 	103 	Green Bay	75 	64
						88 	Wright St.	64 	103 	Green Bay	69 	81
									110 	Marquette	52 	71
									111 	Wisconsin	60 	85
									113 	North Dakota	66 	78
									129 	Ill.-Chicago	70 	84
									181 	Cleveland St.	63 	73
									185 	Drake	57 	79
									207 	Lamar	63 	75
									227 	Oakland	67 	80
									232 	Youngstown St.	71 	87
									236 	Illinois St.	73 	58
									245 	Western Ill.	86 	99
									261 	New Mexico	58 	72
									286 	New Mexico St.	84 	81
									319 	North Dakota St.	76 	64
									327 	Valparaiso	85 	80
									333 	Omaha	68 	48
									337 	Detroit	68 	80
									337 	Detroit	81 	69
LAST 12 Division I GAMES:												
			103 	Green Bay	69 	88 	Wright St.	64 				
			337 	Detroit	68 	232 	Youngstown St.	71 				
			227 	Oakland	67 	181 	Cleveland St.	63 				
			327 	Valparaiso	85 	103 	Green Bay	75 				
			129 	Ill.-Chicago	70 	333 	Omaha	68 				
			337 	Detroit	81 	185 	Drake	57 				

Non-Div I Games:

Milwaukee

 Loss, 
  Non-Conf, S Site, 
  Home 
  Away 
 N Neutral



Average RPI Win:	277	WON-LOST	WINNING	LAST 10	STRENGTH OF	OPP. STRENGTH	TEAM	ADJ.	CONF.	ADJ CONF.
Average RPI Loss:	167	RECORD	PCT. RANK	GAMES	SCHEDULE	OF SCHEDULE	RPI	RPI	RPI	RPI
DIV. I ONLY	8- 15	261	4- 6	264	247	285	285	26	26	
DIV. I NON-CONF.	3- 8	269	0- 0	177	150	277	277	26	26	
TOTALS	RPI 1-25	RPI 26-50	W-L RECORDS	RPI 51-100	RPI 101-150	RPI 150+				
8- 15	0- 0	0- 1	OVERALL	0- 2	0- 6	8- 6				
5- 6	0- 0	0- 0	HOME	0- 0	0- 4	5- 2				
3- 6	0- 0	0- 0	AWAY	0- 1	0- 1	3- 4				
0- 3	0- 0	0- 1	NEUTRAL	0- 1	0- 1	0- 0				
3- 8	0- 0	0- 1	NON-CONFERENCE	0- 2	0- 3	3- 2				
3- 1	0- 0	0- 0	HOME	0- 0	0- 1	3- 0				
0- 4	0- 0	0- 0	AWAY	0- 1	0- 1	0- 2				
0- 3	0- 0	0- 1	NEUTRAL	0- 1	0- 1	0- 0				
5- 7	0- 0	0- 0	CONFERENCE	0- 0	0- 3	5- 4				
2- 5	0- 0	0- 0	HOME	0- 0	0- 3	2- 2				
3- 2	0- 0	0- 0	AWAY	0- 0	0- 0	3- 2				
0- 0	0- 0	0- 0	NEUTRAL	0- 0	0- 0	0- 0				

RPI S	Opponent	Score	RPI S	Opponent	Score	RPI S	Opponent	Score	RPI S	Opponent	Score	Team's RPI: 285
36 N	DePaul	57 79	78 N	Washington	77 81	118 H	Arkansas St.	68 80	124 N	Pittsburgh	61 76	
			89 A	TCU	47 86	141 H	UALR	47 63	142 A	Ole Miss	72 78	
						147 H	Western Ky.	73 77	148 H	Grand Canyon	72 82	
						201 H	Stephen F. Austin	85 83	205 A	Central Ark.	56 63	
						206 A	McNeese St.	63 78	216 A	Texas St.	70 75	
						216 H	Texas St.	78 52	240 H	Georgia St.	66 77	
						246 H	Southeastern La.	87 77	255 A	Troy	83 72	
						294 A	South Ala.	70 72	311 H	Alcorn	92 54	
						316 A	La.-Lafayette	66 59	316 H	La.-Lafayette	49 68	
						334 A	Texas-Arlington	84 67	334 H	Texas-Arlington	70 65	
LAST 12 Division I GAMES:												
141 H	UALR	47 63	147 H	Western Ky.	73 77							
334 H	Texas-Arlington	70 65	294 A	South Ala.	70 72							
216 A	Texas St.	70 75	255 A	Troy	83 72							
316 A	La.-Lafayette	66 59	216 H	Texas St.	78 52							
118 H	Arkansas St.	68 80	334 A	Texas-Arlington	84 67							
240 H	Georgia St.	66 77	316 H	La.-Lafayette	49 68							

Non-Div I Games: Louisiana Col. 92 52

La.-Monroe

Loss, Non-Conf, S Site, H Home A Away N Neutral



Average RPI Win:	270	WON-LOST	WINNING	LAST 10	STRENGTH OF	OPP. STRENGTH	TEAM	ADJ.	CONF.	ADJ CONF.
Average RPI Loss:	178	RECORD	PCT. RANK	GAMES	SCHEDULE	OF SCHEDULE	RPI	RPI	RPI	RPI
DIV. I ONLY	8- 16	266	5- 5	267	305	286	286	29	29	
DIV. I NON-CONF.	2- 10	306	0- 0	204	221	315	315	28	28	
TOTALS	RPI 1-25	RPI 26-50	W-L RECORDS	RPI 51-100	RPI 101-150	RPI 150+				
8- 16	0- 0	0- 2	OVERALL	0- 2	1- 2	7- 10				
6- 3	0- 0	0- 1	HOME	0- 1	1- 0	5- 1				
2- 12	0- 0	0- 1	AWAY	0- 1	0- 2	2- 7				
0- 1	0- 0	0- 0	NEUTRAL	0- 0	0- 0	0- 1				
2- 10	0- 0	0- 2	NON-CONFERENCE	0- 0	0- 1	2- 7				
2- 2	0- 0	0- 1	HOME	0- 0	0- 0	2- 1				
0- 7	0- 0	0- 1	AWAY	0- 0	0- 1	0- 5				
0- 1	0- 0	0- 0	NEUTRAL	0- 0	0- 0	0- 1				
6- 6	0- 0	0- 0	CONFERENCE	0- 2	1- 1	5- 3				
4- 1	0- 0	0- 0	HOME	0- 1	1- 0	3- 0				
2- 5	0- 0	0- 0	AWAY	0- 1	0- 1	2- 3				
0- 0	0- 0	0- 0	NEUTRAL	0- 0	0- 0	0- 0				

RPI S	Opponent	Score	RPI S	Opponent	Score	RPI S	Opponent	Score	RPI S	Opponent	Score	Team's RPI: 286
41	A UTEP	69 94	41	H UTEP	61 80	93	A Idaho	51 79	114	A Cal Poly	64 72	
									136	A Bakersfield	63 86	
									148	H Grand Canyon	66 63	
									160	A UTSA	56 65	
									190	A UC Irvine	52 75	
									194	N Northwestern St.	63 73	
									195	H Boise St.	98 68	
									219	A Loyola Marymount	64 81	
									231	A Seattle	51 61	
									231	H Seattle	86 81	
									237	H Northern Ill.	77 73	
									238	A Cal St. Fullerton	52 63	
									241	A Tex.-Pan American	61 66	
									261	A New Mexico	55 65	
									284	H Milwaukee	81 84	
									314	A UMKC	84 92	
									314	H UMKC	106 77	
									341	A Utah Valley	83 78	
									346	A Chicago St.	74 64	
									346	H Chicago St.	82 61	
LAST 12 Division I GAMES:												
346	A Chicago St.	74 64	241	A Tex.-Pan American	61 66							
314	A UMKC	84 92	314	H UMKC	106 77							
231	H Seattle	86 81	346	H Chicago St.	82 61							
93	H Idaho	66 75	93	A Idaho	51 79							
341	A Utah Valley	83 78	231	A Seattle	51 61							
136	A Bakersfield	63 86	148	H Grand Canyon	66 63							

Non-Div I Games: Eastern N.M. 88 56

New Mexico St.

■ Loss, 
 ■ Non-Conf, S Site, 
 ■ Home 
 ■ Away 
 N Neutral



Average RPI Win:	316	WON-LOST	WINNING	LAST 10	STRENGTH OF	OPP. STRENGTH	TEAM	ADJ.	CONF.	ADJ CONF.
Average RPI Loss:	164	RECORD	PCT. RANK	GAMES	SCHEDULE	OF SCHEDULE	RPI	RPI	RPI	RPI
DIV. I ONLY	6- 15	289	3- 7	293	284	287	287	32	32	
DIV. I NON-CONF.	1- 8	318	0- 0	157	15	247	247	32	32	
TOTALS	RPI 1-25	RPI 26-50	W-L RECORDS	RPI 51-100	RPI 101-150	RPI 150+				
6- 15	0- 2	0- 1	OVERALL	0- 2	0- 1	6- 9				
2- 4	0- 0	0- 0	HOME	0- 0	0- 0	2- 4				
4- 11	0- 2	0- 1	AWAY	0- 2	0- 1	4- 5				
0- 0	0- 0	0- 0	NEUTRAL	0- 0	0- 0	0- 0				
1- 8	0- 2	0- 1	NON-CONFERENCE	0- 2	0- 1	1- 2				
0- 0	0- 0	0- 0	HOME	0- 0	0- 0	0- 0				
1- 8	0- 2	0- 1	AWAY	0- 2	0- 1	1- 2				
0- 0	0- 0	0- 0	NEUTRAL	0- 0	0- 0	0- 0				
5- 7	0- 0	0- 0	CONFERENCE	0- 0	0- 0	5- 7				
2- 4	0- 0	0- 0	HOME	0- 0	0- 0	2- 4				
3- 3	0- 0	0- 0	AWAY	0- 0	0- 0	3- 3				
0- 0	0- 0	0- 0	NEUTRAL	0- 0	0- 0	0- 0				

RPI 1-25				RPI 26-50				RPI 51-100				RPI 101+ Team's RPI: 287			
RPI	S	Opponent	Score	RPI	S	Opponent	Score	RPI	S	Opponent	Score	RPI	S	Opponent	Score
14	A	Baylor	55 110	49	A	Southern Miss.	51 76	80	A	SMU	65 87	119	A	Kansas St.	50 83
15	A	Kentucky	46 109					89	A	TCU	64 95	182	A	Southern U.	92 100
												182	H	Southern U.	72 74
												183	A	Texas Southern	76 84
												183	H	Texas Southern	63 77
												201	A	Stephen F. Austin	55 92
												244	A	Texas Tech	68 86
												270	H	Prairie View	61 72
												275	A	Mississippi Val.	67 59
												293	A	Jackson St.	79 68
												311	A	Alcorn	77 72
												311	H	Alcorn	77 78
												324	H	Alabama St.	66 63
												344	A	New Orleans	76 52
												345	A	Ark.-Pine Bluff	58 64
												347	H	Alabama A&M	90 77
LAST 12 Division I GAMES:															
183	A	Texas Southern	76 84	270	H	Prairie View	61 72								
311	H	Alcorn	77 78	183	H	Texas Southern	63 77								
182	H	Southern U.	72 74	311	A	Alcorn	77 72								
275	A	Mississippi Val.	67 59	182	A	Southern U.	92 100								
345	A	Ark.-Pine Bluff	58 64	347	H	Alabama A&M	90 77								
293	A	Jackson St.	79 68	324	H	Alabama St.	66 63								

Non-Div I Games: Texas Col. 92 60 Philander Smith 70 64

Grambling

Loss, Non-Conf, S Site, H Home A Away N Neutral



Average RPI Win:	269	WON-LOST	WINNING	LAST 10	STRENGTH OF	OPP. STRENGTH	TEAM	ADJ.	CONF.	ADJ CONF.
Average RPI Loss:	202	RECORD	PCT. RANK	GAMES	SCHEDULE	OF SCHEDULE	RPI	RPI	RPI	RPI
DIV. I ONLY	9- 15	245	6- 4	327	271	288	288	25	25	
DIV. I NON-CONF.	2- 8	295	0- 0	318	207	322	322	24	24	
TOTALS	RPI 1-25	RPI 26-50	W-L RECORDS	RPI 51-100	RPI 101-150	RPI 150+				
9- 15	0- 0	0- 2	OVERALL	0- 0	1- 2	8- 11				
4- 4	0- 0	0- 0	HOME	0- 0	0- 0	4- 4				
4- 10	0- 0	0- 2	AWAY	0- 0	1- 1	3- 7				
1- 1	0- 0	0- 0	NEUTRAL	0- 0	0- 1	1- 0				
2- 8	0- 0	0- 1	NON-CONFERENCE	0- 0	1- 2	1- 5				
0- 2	0- 0	0- 0	HOME	0- 0	0- 0	0- 2				
1- 5	0- 0	0- 1	AWAY	0- 0	1- 1	0- 3				
1- 1	0- 0	0- 0	NEUTRAL	0- 0	0- 1	1- 0				
7- 7	0- 0	0- 1	CONFERENCE	0- 0	0- 0	7- 6				
4- 2	0- 0	0- 0	HOME	0- 0	0- 0	4- 2				
3- 5	0- 0	0- 1	AWAY	0- 0	0- 0	3- 4				
0- 0	0- 0	0- 0	NEUTRAL	0- 0	0- 0	0- 0				

RPI S	Opponent	Score	RPI S	Opponent	Score	RPI S	Opponent	Score	RPI S	Opponent	Score	Team's RPI: 288
40	A Oklahoma	35 66	44	A Chattanooga	50 63				137	A Memphis	62 60	
									138	A UAB	50 83	
									150	N Rice	52 57	
									163	A Davidson	58 76	
									163	H Davidson	68 83	
									174	A Utah	49 69	
									176	H Furman	59 58	
									177	A Elon	61 71	
									209	H Mercer	52 56	
									256	A Appalachian St.	47 61	
									256	H Appalachian St.	55 47	
									274	A Western Caro.	50 54	
									274	H Western Caro.	54 49	
									281	H Jacksonville St.	54 60	
									294	N South Ala.	70 49	
									299	A Ga. Southern	58 43	
									299	H Ga. Southern	61 64	
									310	A UNC Greensboro	65 52	
									324	A Alabama St.	40 44	
									338	A Wofford	61 55	
									338	H Wofford	64 52	
									339	A North Florida	44 62	
LAST 12 Division I GAMES:												
338	A Wofford	61 55	338	H Wofford	64 52							
256	H Appalachian St.	55 47	176	H Furman	59 58							
274	H Western Caro.	54 49	274	A Western Caro.	50 54							
163	A Davidson	58 76	256	A Appalachian St.	47 61							
299	A Ga. Southern	58 43	299	H Ga. Southern	61 64							
44	A Chattanooga	50 63	163	H Davidson	68 83							

Non-Div I Games: Talladega

49 50

Samford



Average RPI Win:	302	WON-LOST	WINNING	LAST 10	STRENGTH OF	OPP. STRENGTH	TEAM	ADJ.	CONF.	ADJ CONF.
Average RPI Loss:	192	RECORD	PCT. RANK	GAMES	SCHEDULE	OF SCHEDULE	RPI	RPI	RPI	RPI
DIV. I ONLY	9- 15	245	2- 8	318	299	289	289	30	30	
DIV. I NON-CONF.	5- 7	198	0- 0	319	223	257	257	29	29	
TOTALS	RPI 1-25	RPI 26-50	W-L RECORDS	RPI 51-100	RPI 101-150	RPI 150+				
9- 15	0- 0	0- 0	OVERALL	0- 3	0- 2	9- 10				
3- 8	0- 0	0- 0	HOME	0- 3	0- 0	3- 5				
6- 7	0- 0	0- 0	AWAY	0- 0	0- 2	6- 5				
0- 0	0- 0	0- 0	NEUTRAL	0- 0	0- 0	0- 0				
5- 7	0- 0	0- 0	NON-CONFERENCE	0- 2	0- 2	5- 3				
1- 4	0- 0	0- 0	HOME	0- 2	0- 0	1- 2				
4- 3	0- 0	0- 0	AWAY	0- 0	0- 2	4- 1				
0- 0	0- 0	0- 0	NEUTRAL	0- 0	0- 0	0- 0				
4- 8	0- 0	0- 0	CONFERENCE	0- 1	0- 0	4- 7				
2- 4	0- 0	0- 0	HOME	0- 1	0- 0	2- 3				
2- 4	0- 0	0- 0	AWAY	0- 0	0- 0	2- 4				
0- 0	0- 0	0- 0	NEUTRAL	0- 0	0- 0	0- 0				

RPI 1-25				RPI 26-50				RPI 51-100				RPI 101+				Team's RPI: 289	
RPI	S	Opponent	Score	RPI	S	Opponent	Score	RPI	S	Opponent	Score	RPI	S	Opponent	Score		
								53	H	Indiana	54	77	133	A	Cincinnati	44	75
								74	H	Duquesne	35	83	147	A	Western Ky.	52	65
								95	H	UT Martin	52	74					
													181	A	Cleveland St.	67	76
													198	H	Ohio	56	64
													200	A	Belmont	65	71
													200	H	Belmont	67	70
													250	A	Eastern Ky.	66	69
													250	H	Eastern Ky.	58	79
													254	A	Tennessee Tech	58	71
													267	H	Austin Peay	75	83
													273	A	East Tenn. St.	77	69
													278	A	Marshall	53	51
													281	H	Jacksonville St.	73	53
													290	A	Tennessee St.	70	87
													291	H	George Mason	67	74
													301	H	Norfolk St.	73	67
													306	A	SIU Edwardsville	57	53
													308	H	Southeast Mo. St.	62	59
													317	A	Eastern Ill.	75	64
													320	A	Lipscomb	82	77
													335	A	Southern Ill.	59	50
LAST 12 Division I GAMES:																	
254	A	Tennessee Tech	58	71	308	H	Southeast Mo. St.	62	59								
250	A	Eastern Ky.	66	69	95	H	UT Martin	52	74								
200	H	Belmont	67	70	267	H	Austin Peay	75	83								
281	H	Jacksonville St.	73	53	250	H	Eastern Ky.	58	79								
200	A	Belmont	65	71	306	A	SIU Edwardsville	57	53								
290	A	Tennessee St.	70	87	317	A	Eastern Ill.	75	64								

Non-Div I Games: Berea 103 55

Morehead St.



Average RPI Win:	278	WON-LOST	WINNING	LAST 10	STRENGTH OF	OPP. STRENGTH	TEAM	ADJ.	CONF.	ADJ CONF.
Average RPI Loss:	204	RECORD	PCT. RANK	GAMES	SCHEDULE	OF SCHEDULE	RPI	RPI	RPI	RPI
DIV. I ONLY	9- 15	245	6- 4	323	278	290	290	30	30	
DIV. I NON-CONF.	2- 10	306	0- 0	307	139	308	308	29	29	
TOTALS	RPI 1-25	RPI 26-50	W-L RECORDS	RPI 51-100	RPI 101-150	RPI 150+				
9- 15	0- 1	0- 0	OVERALL	0- 1	0- 2	9- 11				
6- 3	0- 0	0- 0	HOME	0- 0	0- 0	6- 3				
3- 11	0- 1	0- 0	AWAY	0- 1	0- 2	3- 7				
0- 1	0- 0	0- 0	NEUTRAL	0- 0	0- 0	0- 1				
2- 10	0- 1	0- 0	NON-CONFERENCE	0- 1	0- 2	2- 6				
0- 2	0- 0	0- 0	HOME	0- 0	0- 0	0- 2				
2- 7	0- 1	0- 0	AWAY	0- 1	0- 2	2- 3				
0- 1	0- 0	0- 0	NEUTRAL	0- 0	0- 0	0- 1				
7- 5	0- 0	0- 0	CONFERENCE	0- 0	0- 0	7- 5				
6- 1	0- 0	0- 0	HOME	0- 0	0- 0	6- 1				
1- 4	0- 0	0- 0	AWAY	0- 0	0- 0	1- 4				
0- 0	0- 0	0- 0	NEUTRAL	0- 0	0- 0	0- 0				

RPI 1-25				RPI 26-50				RPI 51-100				RPI 101+ Team's RPI: 290			
RPI	S	Opponent	Score	RPI	S	Opponent	Score	RPI	S	Opponent	Score	RPI	S	Opponent	Score
6	A	Tennessee	43 94					56	A	Florida	56 86	119	A	Kansas St.	53 85
												142	A	Ole Miss	61 77
												162	A	Florida A&M	49 66
												178	N	La Salle	58 66
												200	A	Belmont	48 57
												200	H	Belmont	64 51
												230	H	A&M-Corpus Christi	74 76
												233	A	Jacksonville	66 87
												250	H	Eastern Ky.	78 63
												254	A	Tennessee Tech	75 79
												254	H	Tennessee Tech	68 77
												255	A	Troy	77 71
												267	H	Austin Peay	96 61
												281	A	Jacksonville St.	76 84
												281	H	Jacksonville St.	78 76
												289	H	Morehead St.	87 70
												304	A	Kennesaw St.	68 70
												308	A	Southeast Mo. St.	75 67
												313	H	Murray St.	72 65
												317	A	Eastern Ill.	70 80
												320	H	Lipscomb	78 81
												339	A	North Florida	67 51
LAST 12 Division I GAMES:															
200	A	Belmont	48 57	281	A	Jacksonville St.	76 84								
313	H	Murray St.	72 65	200	H	Belmont	64 51								
267	H	Austin Peay	96 61	254	H	Tennessee Tech	68 77								
254	A	Tennessee Tech	75 79	308	A	Southeast Mo. St.	75 67								
250	H	Eastern Ky.	78 63	281	H	Jacksonville St.	78 76								
289	H	Morehead St.	87 70	317	A	Eastern Ill.	70 80								

Non-Div I Games: Martin Methodist 92 61

Tennessee St.



## George Mason

Through Games Of Feb. 16, 2014

Average RPI Win:	282	WON-LOST	WINNING	LAST 10	STRENGTH OF	OPP. STRENGTH	TEAM	ADJ.	CONF.	ADJ CONF.
Average RPI Loss:	146	RECORD	PCT. RANK	GAMES	SCHEDULE	OF SCHEDULE	RPI	RPI	RPI	RPI
DIV. I ONLY	7- 19	295	1- 9	232	180	291	291	9	9	
DIV. I NON-CONF.	6- 7	165	0- 0	323	334	233	233	9	9	
TOTALS	RPI 1-25	RPI 26-50	W-L RECORDS	RPI 51-100	RPI 101-150	RPI 150+				
7- 19	0- 3	0- 0	OVERALL	0- 4	0- 5	7- 7				
5- 6	0- 2	0- 0	HOME	0- 2	0- 0	5- 2				
2- 13	0- 1	0- 0	AWAY	0- 2	0- 5	2- 5				
0- 0	0- 0	0- 0	NEUTRAL	0- 0	0- 0	0- 0				
6- 7	0- 0	0- 0	NON-CONFERENCE	0- 1	0- 3	6- 3				
4- 0	0- 0	0- 0	HOME	0- 0	0- 0	4- 0				
2- 7	0- 0	0- 0	AWAY	0- 1	0- 3	2- 3				
0- 0	0- 0	0- 0	NEUTRAL	0- 0	0- 0	0- 0				
1- 12	0- 3	0- 0	CONFERENCE	0- 3	0- 2	1- 4				
1- 6	0- 2	0- 0	HOME	0- 2	0- 0	1- 2				
0- 6	0- 1	0- 0	AWAY	0- 1	0- 2	0- 2				
0- 0	0- 0	0- 0	NEUTRAL	0- 0	0- 0	0- 0				

RPI 1-25				RPI 26-50				RPI 51-100				RPI 101+ Team's RPI: 291			
RPI	S	Opponent	Score	RPI	S	Opponent	Score	RPI	S	Opponent	Score	RPI	S	Opponent	Score
13	H	Saint Joseph's	75 89					61	A	East Carolina	66 75	101	A	VCU	86 112
21	A	Dayton	81 103					74	H	Duquesne	45 64	112	A	Akron	70 88
21	H	Dayton	64 91					100	A	George Washington	56 72	130	A	Richmond	64 67
								100	H	George Washington	68 94	138	A	UAB	64 67
												140	A	Col. of Charleston	64 66
												178	A	La Salle	60 66
												178	H	La Salle	50 65
												193	H	Saint Louis	62 65
												203	H	Towson	60 58
												214	H	Saint Francis (PA)	97 62
												273	A	East Tenn. St.	76 87
												289	A	Morehead St.	74 67
												298	H	Massachusetts	101 73
												299	A	Ga. Southern	85 64
												303	A	Delaware St.	83 90
												318	A	UMES	91 93
												325	A	Rhode Island	40 59
												331	H	Longwood	66 65
												341	H	Utah Valley	82 64
LAST 12 Division I GAMES:															
13	H	Saint Joseph's	75 89	101	A	VCU	86 112								
298	H	Massachusetts	101 73	100	H	George Washington	68 94								
193	H	Saint Louis	62 65	130	A	Richmond	64 67								
178	A	La Salle	60 66	325	A	Rhode Island	40 59								
21	A	Dayton	81 103	21	H	Dayton	64 91								
74	H	Duquesne	45 64	178	H	La Salle	50 65								

Non-Div I Games:

George Mason

■ Loss, 
 ■ Non-Conf, 
 ■ S Site, 
 ■ H Home 
 ■ A Away 
 N Neutral



## UC Riverside

Through Games Of Feb. 16, 2014

Average RPI Win:	204	WON-LOST	WINNING	LAST 10	STRENGTH OF	OPP. STRENGTH	TEAM	ADJ.	CONF.	ADJ CONF.
Average RPI Loss:	151	RECORD	PCT. RANK	GAMES	SCHEDULE	OF SCHEDULE	RPI	RPI	RPI	RPI
DIV. I ONLY	5- 18	314	1- 9	235	106	292	292	16	16	
DIV. I NON-CONF.	4- 8	242	0- 1	197	52	199	199	14	14	
TOTALS	RPI 1-25	RPI 26-50	W-L RECORDS	RPI 51-100	RPI 101-150	RPI 150+				
5- 18	0- 2	0- 1	OVERALL	0- 1	1- 4	4- 10				
2- 5	0- 0	0- 0	HOME	0- 0	1- 1	1- 4				
2- 11	0- 1	0- 1	AWAY	0- 1	0- 2	2- 6				
1- 2	0- 1	0- 0	NEUTRAL	0- 0	0- 1	1- 0				
4- 8	0- 2	0- 1	NON-CONFERENCE	0- 1	1- 1	3- 3				
1- 1	0- 0	0- 0	HOME	0- 0	1- 0	0- 1				
2- 5	0- 1	0- 1	AWAY	0- 1	0- 0	2- 2				
1- 2	0- 1	0- 0	NEUTRAL	0- 0	0- 1	1- 0				
1- 10	0- 0	0- 0	CONFERENCE	0- 0	0- 3	1- 7				
1- 4	0- 0	0- 0	HOME	0- 0	0- 1	1- 3				
0- 6	0- 0	0- 0	AWAY	0- 0	0- 2	0- 4				
0- 0	0- 0	0- 0	NEUTRAL	0- 0	0- 0	0- 0				

RPI 1-25				RPI 26-50				RPI 51-100				RPI 101+ Team's RPI: 292			
RPI	S	Opponent	Score	RPI	S	Opponent	Score	RPI	S	Opponent	Score	RPI	S	Opponent	Score
19	A	Gonzaga	43 87	29	A	Iowa	56 70	65	A	Washington St.	73 77	105	A	Hawaii	54 67
21	N	Dayton	54 89									105	H	Hawaii	61 74
												114	A	Cal Poly	72 89
												119	N	Kansas St.	42 74
												136	H	Bakersfield	85 66
												154	A	Long Beach St.	52 65
												167	H	Cal St. Northridge	61 71
												171	H	UC Davis	67 77
												189	A	San Diego St.	57 58
												190	A	UC Irvine	78 90
												190	H	UC Irvine	87 75
												199	N	Nicholls St.	74 64
												228	A	Arizona	59 75
												235	A	Santa Clara	90 80
												238	A	Cal St. Fullerton	57 60
												238	H	Cal St. Fullerton	78 82
												258	A	San Jose St.	105 74
												260	H	Pepperdine	68 81
												305	A	UC Santa Barbara	61 74
LAST 12 Division I GAMES:															
190	H	UC Irvine	87 75	305	A	UC Santa Barbara	61 74								
105	A	Hawaii	54 67	105	H	Hawaii	61 74								
154	A	Long Beach St.	52 65	171	H	UC Davis	67 77								
238	A	Cal St. Fullerton	57 60	190	A	UC Irvine	78 90								
167	H	Cal St. Northridge	61 71	238	H	Cal St. Fullerton	78 82								
114	A	Cal Poly	72 89	119	N	Kansas St.	42 74								

Non-Div I Games: Alas. Anchorage 75 83

UC Riverside

Loss, Non-Conf, S Site, H Home A Away N Neutral



Average RPI Win:	309	WON-LOST	WINNING	LAST 10	STRENGTH OF	OPP. STRENGTH	TEAM	ADJ.	CONF.	ADJ CONF.
Average RPI Loss:	179	RECORD	PCT. RANK	GAMES	SCHEDULE	OF SCHEDULE	RPI	RPI	RPI	RPI
DIV. I ONLY	9- 13	224	5- 5	321	335	293	293	32	32	
DIV. I NON-CONF.	2- 8	295	0- 0	225	215	305	305	32	32	
TOTALS	RPI 1-25	RPI 26-50	W-L RECORDS	RPI 51-100	RPI 101-150	RPI 150+				
9- 13	0- 1	0- 0	OVERALL	0- 2	0- 2	9- 8				
6- 4	0- 0	0- 0	HOME	0- 0	0- 0	6- 4				
3- 9	0- 1	0- 0	AWAY	0- 2	0- 2	3- 4				
0- 0	0- 0	0- 0	NEUTRAL	0- 0	0- 0	0- 0				
2- 8	0- 1	0- 0	NON-CONFERENCE	0- 2	0- 2	2- 3				
2- 1	0- 0	0- 0	HOME	0- 0	0- 0	2- 1				
0- 7	0- 1	0- 0	AWAY	0- 2	0- 2	0- 2				
0- 0	0- 0	0- 0	NEUTRAL	0- 0	0- 0	0- 0				
7- 5	0- 0	0- 0	CONFERENCE	0- 0	0- 0	7- 5				
4- 3	0- 0	0- 0	HOME	0- 0	0- 0	4- 3				
3- 2	0- 0	0- 0	AWAY	0- 0	0- 0	3- 2				
0- 0	0- 0	0- 0	NEUTRAL	0- 0	0- 0	0- 0				

RPI 1-25				RPI 26-50				RPI 51-100				RPI 101+ Team's RPI: 293			
RPI	S	Opponent	Score	RPI	S	Opponent	Score	RPI	S	Opponent	Score	RPI	S	Opponent	Score
5	A	LSU	45 72					76	A	Mississippi St.	42 81	137	A	Memphis	64 77
								100	A	George Washington	73 101	147	A	Western Ky.	48 83
												182	A	Southern U.	59 69
												182	H	Southern U.	55 70
												183	H	Texas Southern	48 73
												194	A	Northwestern St.	52 71
												251	A	Howard	63 83
												253	H	Houston Baptist	74 50
												270	A	Prairie View	76 92
												270	H	Prairie View	83 82
												275	A	Mississippi Val.	63 56
												287	H	Grambling	68 79
												311	A	Alcorn	64 52
												311	H	Alcorn	64 52
												316	H	La.-Lafayette	64 81
												324	H	Alabama St.	71 64
												344	H	New Orleans	72 50
												345	A	Ark.-Pine Bluff	78 69
												347	H	Alabama A&M	77 70
LAST 12 Division I GAMES:															
270	A	Prairie View	76 92	183	H	Texas Southern	48 73								
182	H	Southern U.	55 70	270	H	Prairie View	83 82								
311	H	Alcorn	64 52	182	A	Southern U.	59 69								
345	A	Ark.-Pine Bluff	78 69	311	A	Alcorn	64 52								
275	A	Mississippi Val.	63 56	324	H	Alabama St.	71 64								
287	H	Grambling	68 79	347	H	Alabama A&M	77 70								

Non-Div I Games:

Jackson St.

■ Loss, 
 ■ Non-Conf, 
 ■ S Site, 
 ■ Home 
 ■ A Away 
 N Neutral



Average RPI Win:	234	WON-LOST	WINNING	LAST 10	STRENGTH OF	OPP. STRENGTH	TEAM	ADJ.	CONF.	ADJ CONF.
Average RPI Loss:	174	RECORD	PCT. RANK	GAMES	SCHEDULE	OF SCHEDULE	RPI	RPI	RPI	RPI
DIV. I ONLY	6- 15	289	3- 7	192	281	294	294	26	26	
DIV. I NON-CONF.	1- 8	318	0- 0	196	224	325	325	26	26	
TOTALS	RPI 1-25	RPI 26-50	W-L RECORDS	RPI 51-100	RPI 101-150	RPI 150+				
6- 15	0- 0	0- 1	OVERALL	0- 2	2- 5	4- 7				
5- 5	0- 0	0- 0	HOME	0- 0	2- 2	3- 3				
1- 9	0- 0	0- 1	AWAY	0- 2	0- 3	1- 3				
0- 1	0- 0	0- 0	NEUTRAL	0- 0	0- 0	0- 1				
1- 8	0- 0	0- 1	NON-CONFERENCE	0- 2	0- 1	1- 4				
1- 3	0- 0	0- 0	HOME	0- 0	0- 1	1- 2				
0- 4	0- 0	0- 1	AWAY	0- 2	0- 0	0- 1				
0- 1	0- 0	0- 0	NEUTRAL	0- 0	0- 0	0- 1				
5- 7	0- 0	0- 0	CONFERENCE	0- 0	2- 4	3- 3				
4- 2	0- 0	0- 0	HOME	0- 0	2- 1	2- 1				
1- 5	0- 0	0- 0	AWAY	0- 0	0- 3	1- 2				
0- 0	0- 0	0- 0	NEUTRAL	0- 0	0- 0	0- 0				

RPI S	Opponent	Score	RPI S	Opponent	Score	RPI S	Opponent	Score	RPI S	Opponent	Score	Team's RPI: 294
49	A Southern Miss.	68 93	96	A Colorado	61 94	118	A Arkansas St.	60 73				
			99	A Wake Forest	66 92	118	H Arkansas St.	58 71				
						141	A UALR	42 61				
						141	H UALR	61 56				
						142	H Ole Miss	56 72				
						147	A Western Ky.	55 81				
						147	H Western Ky.	74 65				
						152	A Indiana St.	40 53				
						199	H Nicholls St.	60 68				
						240	A Georgia St.	55 63				
						240	H Georgia St.	65 57				
						253	H Houston Baptist	51 54				
						254	H Tennessee Tech	66 58				
						255	A Troy	53 78				
						285	H La.-Monroe	72 70				
						288	N Samford	49 70				
						316	H La.-Lafayette	60 65				
						334	A Texas-Arlington	73 72				
LAST 12 Division I GAMES:												
147	A Western Ky.	55 81	285	H La.-Monroe	72 70							
118	H Arkansas St.	58 71	316	H La.-Lafayette	60 65							
255	A Troy	53 78	118	A Arkansas St.	60 73							
141	H UALR	61 56	141	A UALR	42 61							
240	A Georgia St.	55 63	240	H Georgia St.	65 57							
334	A Texas-Arlington	73 72	147	H Western Ky.	74 65							

Non-Div I Games: Spring Hill 66 42

South Ala.



William & Mary

Through Games Of Feb. 16, 2014

Average RPI Win:	244	WON-LOST	WINNING	LAST 10	STRENGTH OF	OPP. STRENGTH	TEAM	ADJ.	CONF.	ADJ CONF.
Average RPI Loss:	141	RECORD	PCT. RANK	GAMES	SCHEDULE	OF SCHEDULE	RPI	RPI	RPI	RPI
DIV. I ONLY	6- 17	297	3- 7	185	159	295	295	13	13	
DIV. I NON-CONF.	3- 9	280	0- 1	128	279	262	262	10	10	
TOTALS	RPI 1-25	RPI 26-50	W-L RECORDS	RPI 51-100	RPI 101-150	RPI 150+				
6- 17	0- 0	0- 2	OVERALL	0- 4	1- 4	5- 7				
4- 7	0- 0	0- 1	HOME	0- 2	1- 1	3- 3				
0- 9	0- 0	0- 1	AWAY	0- 2	0- 2	0- 4				
2- 1	0- 0	0- 0	NEUTRAL	0- 0	0- 1	2- 0				
3- 9	0- 0	0- 1	NON-CONFERENCE	0- 2	0- 2	3- 4				
1- 4	0- 0	0- 0	HOME	0- 1	0- 0	1- 3				
0- 4	0- 0	0- 1	AWAY	0- 1	0- 1	0- 1				
2- 1	0- 0	0- 0	NEUTRAL	0- 0	0- 1	2- 0				
3- 8	0- 0	0- 1	CONFERENCE	0- 2	1- 2	2- 3				
3- 3	0- 0	0- 1	HOME	0- 1	1- 1	2- 0				
0- 5	0- 0	0- 0	AWAY	0- 1	0- 1	0- 3				
0- 0	0- 0	0- 0	NEUTRAL	0- 0	0- 0	0- 0				

RPI S	Opponent	Score	RPI S	Opponent	Score	RPI S	Opponent	Score	RPI S	Opponent	Score	Team's RPI: 295
47	H James Madison	48 72	50	A Iowa St.	65 85	61	A East Carolina	57 69	103	N Green Bay	44 90	
						85	H N.C. A&T	58 60	109	A Winthrop	71 84	
						98	A Drexel	42 66	116	H Delaware	39 57	
						98	H Drexel	49 89	140	A Col. of Charleston	65 101	
									140	H Col. of Charleston	81 76	
									157	H High Point	60 61	
									172	A Hofstra	56 66	
									173	H Old Dominion	49 60	
									178	H La Salle	59 73	
									188	A Northeastern	57 78	
									193	N Saint Louis	66 56	
									203	H Towson	69 60	
									297	A UNC Wilmington	59 60	
									297	H UNC Wilmington	97 44	
									298	N Massachusetts	96 88	
									330	H Radford	67 53	
									331	A Longwood	52 59	
LAST 12 Division I GAMES:												
297	H UNC Wilmington	97 44	203	H Towson	69 60							
188	A Northeastern	57 78	297	A UNC Wilmington	59 60							
172	A Hofstra	56 66	98	H Drexel	49 89							
47	H James Madison	48 72	140	A Col. of Charleston	65 101							
140	H Col. of Charleston	81 76	116	H Delaware	39 57							
98	A Drexel	42 66	85	H N.C. A&T	58 60							

Non-Div I Games:

William & Mary

Loss, Non-Conf, S Site, H Home A Away N Neutral



## UNC Asheville

Through Games Of Feb. 16, 2014

Average RPI Win:	277	WON-LOST	WINNING	LAST 10	STRENGTH OF	OPP. STRENGTH	TEAM	ADJ.	CONF.	ADJ CONF.
Average RPI Loss:	205	RECORD	PCT. RANK	GAMES	SCHEDULE	OF SCHEDULE	RPI	RPI	RPI	RPI
DIV. I ONLY	9- 15	245	4- 6	284	337	296	296	28	28	
DIV. I NON-CONF.	2- 6	280	0- 0	172	341	302	302	30	30	
TOTALS	RPI 1-25	RPI 26-50	W-L RECORDS	RPI 51-100	RPI 101-150	RPI 150+				
9- 15	0- 0	0- 1	OVERALL	0- 1	0- 2	9- 11				
6- 7	0- 0	0- 0	HOME	0- 1	0- 1	6- 5				
3- 8	0- 0	0- 1	AWAY	0- 0	0- 1	3- 6				
0- 0	0- 0	0- 0	NEUTRAL	0- 0	0- 0	0- 0				
2- 6	0- 0	0- 1	NON-CONFERENCE	0- 1	0- 0	2- 4				
2- 3	0- 0	0- 0	HOME	0- 1	0- 0	2- 2				
0- 3	0- 0	0- 1	AWAY	0- 0	0- 0	0- 2				
0- 0	0- 0	0- 0	NEUTRAL	0- 0	0- 0	0- 0				
7- 9	0- 0	0- 0	CONFERENCE	0- 0	0- 2	7- 7				
4- 4	0- 0	0- 0	HOME	0- 0	0- 1	4- 3				
3- 5	0- 0	0- 0	AWAY	0- 0	0- 1	3- 4				
0- 0	0- 0	0- 0	NEUTRAL	0- 0	0- 0	0- 0				

RPI S	Opponent	Score	RPI S	Opponent	Score	RPI S	Opponent	Score	RPI S	Opponent	Score	Team's RPI: 296
26	A Vanderbilt	57 83	85	H N.C. A&T	57 83	109	A Winthrop	55 62	109	H Winthrop	49 68	
						151	H USC Upstate	66 67	155	H Liberty	83 80	
						157	H High Point	66 71	175	A Campbell	59 67	
						176	H Furman	68 65	249	A Gardner-Webb	53 76	
						249	H Gardner-Webb	47 53	250	H Eastern Ky.	71 63	
						252	A Coastal Caro.	65 75	265	H N.C. Central	65 76	
						274	A Western Caro.	51 62	300	A Presbyterian	41 55	
						300	H Presbyterian	54 47	309	A Charleston So.	61 46	
						309	H Charleston So.	73 48	330	A Radford	68 61	
						330	H Radford	52 64	331	A Longwood	69 65	
						331	H Longwood	69 52	338	A Wofford	55 67	
LAST 12 Division I GAMES:												
331	H Longwood	69 52	252	A Coastal Caro.	65 75	155	H Liberty	83 80				
330	H Radford	52 64	157	H High Point	66 71	330	A Radford	68 61				
109	A Winthrop	55 62	331	A Longwood	69 65							
249	A Gardner-Webb	53 76	109	H Winthrop	49 68							
300	A Presbyterian	41 55										
309	H Charleston So.	73 48										

Non-Div I Games: Bluefield Col. 75 71

UNC Asheville

■ Loss, 
 ■ Non-Conf, S Site, 
 ■ Home 
 ■ Away 
 N Neutral



## UNC Wilmington

Through Games Of Feb. 16, 2014

Average RPI Win:	228	WON-LOST	WINNING	LAST 10	STRENGTH OF	OPP. STRENGTH	TEAM	ADJ.	CONF.	ADJ CONF.
Average RPI Loss:	131	RECORD	PCT. RANK	GAMES	SCHEDULE	OF SCHEDULE	RPI	RPI	RPI	RPI
DIV. I ONLY	3- 23	338	2- 8	99	113	297	297	13	13	
DIV. I NON-CONF.	1- 13	337	0- 0	60	87	278	278	10	10	
TOTALS	RPI 1-25	RPI 26-50	W-L RECORDS	RPI 51-100	RPI 101-150	RPI 150+				
3- 23	0- 1	0- 3	OVERALL	0- 4	0- 5	3- 10				
2- 10	0- 0	0- 1	HOME	0- 2	0- 1	2- 6				
1- 10	0- 1	0- 1	AWAY	0- 1	0- 3	1- 4				
0- 3	0- 0	0- 1	NEUTRAL	0- 1	0- 1	0- 0				
1- 13	0- 1	0- 1	NON-CONFERENCE	0- 3	0- 3	1- 5				
1- 5	0- 0	0- 0	HOME	0- 1	0- 0	1- 4				
0- 5	0- 1	0- 0	AWAY	0- 1	0- 2	0- 1				
0- 3	0- 0	0- 1	NEUTRAL	0- 1	0- 1	0- 0				
2- 10	0- 0	0- 2	CONFERENCE	0- 1	0- 2	2- 5				
1- 5	0- 0	0- 1	HOME	0- 1	0- 1	1- 2				
1- 5	0- 0	0- 1	AWAY	0- 0	0- 1	1- 3				
0- 0	0- 0	0- 0	NEUTRAL	0- 0	0- 0	0- 0				

RPI 1-25				RPI 26-50				RPI 51-100				RPI 101+ Team's RPI: 297			
RPI	S	Opponent	Score	RPI	S	Opponent	Score	RPI	S	Opponent	Score	RPI	S	Opponent	Score
1	A	Notre Dame	50 99	29	N	Iowa	65 102	51	N	Southern California	59 85	108	N	Boston College	54 75
				47	A	James Madison	43 92	81	H	Tulane	50 55	116	A	Delaware	44 65
				47	H	James Madison	41 77	98	H	Drexel	43 57	116	H	Delaware	50 70
								99	A	Wake Forest	44 68	127	A	Charlotte	57 78
												130	A	Richmond	49 64
												155	H	Liberty	55 64
												172	A	Hofstra	43 55
												172	H	Hofstra	55 64
												175	A	Campbell	53 67
												177	H	Elon	64 75
												187	H	Northern Ky.	65 62
												188	A	Northeastern	44 56
												188	H	Northeastern	50 64
												196	H	Fla. Atlantic	64 81
												203	A	Towson	54 53
												256	H	Appalachian St.	47 54
												295	A	William & Mary	44 97
												295	H	William & Mary	60 59
LAST 12 Division I GAMES:															
295	A	William & Mary	44 97	47	H	James Madison	41 77								
47	A	James Madison	43 92	295	H	William & Mary	60 59								
98	H	Drexel	43 57	203	A	Towson	54 53								
116	H	Delaware	50 70	116	A	Delaware	44 65								
188	A	Northeastern	44 56	172	H	Hofstra	55 64								
172	A	Hofstra	43 55	188	H	Northeastern	50 64								

Non-Div I Games:

UNC Wilmington

■ Loss, 
 ■ Non-Conf, S Site, 
 ■ Home 
 ■ Away 
 N Neutral



Massachusetts

Through Games Of Feb. 16, 2014

Average RPI Win:	195	WON-LOST	WINNING	LAST 10	STRENGTH OF	OPP. STRENGTH	TEAM	ADJ.	CONF.	ADJ CONF.
Average RPI Loss:	156	RECORD	PCT. RANK	GAMES	SCHEDULE	OF SCHEDULE	RPI	RPI	RPI	RPI
DIV. I ONLY	3- 23	338	0- 10	110	182	298	298	9	9	
DIV. I NON-CONF.	3- 11	292	0- 0	254	245	296	296	9	9	
TOTALS	RPI 1-25	RPI 26-50	W-L RECORDS	RPI 51-100	RPI 101-150	RPI 150+				
3- 23	0- 1	0- 2	OVERALL	1- 7	0- 3	2- 10				
1- 9	0- 1	0- 1	HOME	1- 3	0- 1	0- 3				
2- 12	0- 0	0- 1	AWAY	0- 4	0- 2	2- 5				
0- 2	0- 0	0- 0	NEUTRAL	0- 0	0- 0	0- 2				
3- 11	0- 0	0- 2	NON-CONFERENCE	1- 1	0- 1	2- 7				
1- 4	0- 0	0- 1	HOME	1- 0	0- 0	0- 3				
2- 5	0- 0	0- 1	AWAY	0- 1	0- 1	2- 2				
0- 2	0- 0	0- 0	NEUTRAL	0- 0	0- 0	0- 2				
0- 12	0- 1	0- 0	CONFERENCE	0- 6	0- 2	0- 3				
0- 5	0- 1	0- 0	HOME	0- 3	0- 1	0- 0				
0- 7	0- 0	0- 0	AWAY	0- 3	0- 1	0- 3				
0- 0	0- 0	0- 0	NEUTRAL	0- 0	0- 0	0- 0				

RPI 1-25				RPI 26-50				RPI 51-100				RPI 101+ Team's RPI: 298			
RPI	S	Opponent	Score	RPI	S	Opponent	Score	RPI	S	Opponent	Score	RPI	S	Opponent	Score
21	H	Dayton	67 81	34	A	Bowling Green	46 86	52	H	Rutgers	64 63	101	A	VCU	54 112
				35	H	Central Mich.	61 105	57	H	St. Bonaventure	66 88	101	H	VCU	51 81
								58	A	Fordham	54 80	134	A	Holy Cross	54 76
								58	H	Fordham	61 75	178	A	La Salle	41 78
								74	A	Duquesne	52 67	188	H	Northeastern	76 95
								97	A	American	59 82	202	H	Boston U.	63 66
								100	A	George Washington	54 78	223	A	Hartford	63 59
								100	H	George Washington	76 89	239	A	Maine	56 86
												248	H	Western Mich.	58 66
												291	A	George Mason	73 101
												295	N	William & Mary	88 96
												311	A	Kent St.	69 61
												315	A	Dartmouth	72 76
												325	A	Rhode Island	64 73
												329	N	Binghamton	51 56
LAST 12 Division I GAMES:															
100	A	George Washington	54 78	21	H	Dayton	67 81								
291	A	George Mason	73 101	101	H	VCU	51 81								
57	H	St. Bonaventure	66 88	74	A	Duquesne	52 67								
325	A	Rhode Island	64 73	178	A	La Salle	41 78								
100	H	George Washington	76 89	58	H	Fordham	61 75								
58	A	Fordham	54 80	101	A	VCU	54 112								

Non-Div I Games:

Massachusetts

Loss, Non-Conf, S Site, H Home A Away N Neutral



## Ga. Southern

Through Games Of Feb. 16, 2014

Average RPI Win:	265	WON-LOST	WINNING	LAST 10	STRENGTH OF	OPP. STRENGTH	TEAM	ADJ.	CONF.	ADJ CONF.
Average RPI Loss:	196	RECORD	PCT. RANK	GAMES	SCHEDULE	OF SCHEDULE	RPI	RPI	RPI	RPI
DIV. I ONLY	8- 17	269	4- 6	298	295	299	299	25	25	
DIV. I NON-CONF.	2- 9	299	0- 0	312	319	331	331	24	24	
TOTALS	RPI 1-25	RPI 26-50	W-L RECORDS	RPI 51-100	RPI 101-150	RPI 150+				
8- 17	0- 1	0- 2	OVERALL	0- 1	0- 0	8- 13				
3- 7	0- 0	0- 1	HOME	0- 0	0- 0	3- 6				
5- 8	0- 1	0- 1	AWAY	0- 1	0- 0	5- 5				
0- 2	0- 0	0- 0	NEUTRAL	0- 0	0- 0	0- 2				
2- 9	0- 1	0- 0	NON-CONFERENCE	0- 1	0- 0	2- 7				
1- 2	0- 0	0- 0	HOME	0- 0	0- 0	1- 2				
1- 5	0- 1	0- 0	AWAY	0- 1	0- 0	1- 3				
0- 2	0- 0	0- 0	NEUTRAL	0- 0	0- 0	0- 2				
6- 8	0- 0	0- 2	CONFERENCE	0- 0	0- 0	6- 6				
2- 5	0- 0	0- 1	HOME	0- 0	0- 0	2- 4				
4- 3	0- 0	0- 1	AWAY	0- 0	0- 0	4- 2				
0- 0	0- 0	0- 0	NEUTRAL	0- 0	0- 0	0- 0				

RPI 1-25				RPI 26-50				RPI 51-100				RPI 101+ Team's RPI: 299			
RPI	S	Opponent	Score	RPI	S	Opponent	Score	RPI	S	Opponent	Score	RPI	S	Opponent	Score
15	A	Kentucky	38 103	44	A	Chattanooga	60 69	54	A	Auburn	59 69	163	A	Davidson	90 82
				44	H	Chattanooga	60 72					163	H	Davidson	66 79
												167	H	Cal St. Northridge	58 70
												176	H	Furman	62 67
												177	A	Elon	60 85
												177	H	Elon	49 68
												196	A	Fla. Atlantic	58 82
												209	A	Mercer	61 54
												233	A	Jacksonville	58 79
												256	A	Appalachian St.	68 59
												274	A	Western Caro.	63 56
												281	H	Jacksonville St.	63 50
												288	A	Samford	64 61
												288	H	Samford	43 58
												291	H	George Mason	64 85
												310	A	UNC Greensboro	65 76
												310	H	UNC Greensboro	74 71
												317	N	Eastern Ill.	50 57
												337	N	Detroit	79 82
												338	H	Wofford	79 70
												339	A	North Florida	47 56
LAST 12 Division I GAMES:															
163	A	Davidson	90 82	274	A	Western Caro.	63 56	163	H	Davidson	66 79				
310	A	UNC Greensboro	65 76	177	H	Elon	49 68	310	H	UNC Greensboro	74 71				
177	A	Elon	60 85	288	A	Samford	64 61	44	A	Chattanooga	60 69				
44	H	Chattanooga	60 72												
288	H	Samford	43 58												
256	A	Appalachian St.	68 59												

Non-Div I Games:

Ga. Southern

■ Loss, 
■ Non-Conf, S Site, 
■ Home 
■ Away 
N Neutral



Presbyterian

Through Games Of Feb. 16, 2014

Average RPI Win:	264	WON-LOST	WINNING	LAST 10	STRENGTH OF	OPP. STRENGTH	TEAM	ADJ.	CONF.	ADJ CONF.
Average RPI Loss:	191	RECORD	PCT. RANK	GAMES	SCHEDULE	OF SCHEDULE	RPI	RPI	RPI	RPI
DIV. I ONLY	7- 17	283	6- 4	227	309	300	300	28	28	
DIV. I NON-CONF.	0- 7	338	0- 0	187	133	330	330	30	30	
TOTALS	RPI 1-25	RPI 26-50	W-L RECORDS	RPI 51-100	RPI 101-150	RPI 150+				
7- 17	0- 1	0- 1	OVERALL	0- 1	0- 3	7- 11				
5- 6	0- 0	0- 0	HOME	0- 0	0- 1	5- 5				
2- 11	0- 1	0- 1	AWAY	0- 1	0- 2	2- 6				
0- 0	0- 0	0- 0	NEUTRAL	0- 0	0- 0	0- 0				
0- 7	0- 1	0- 1	NON-CONFERENCE	0- 1	0- 1	0- 3				
0- 2	0- 0	0- 0	HOME	0- 0	0- 0	0- 2				
0- 5	0- 1	0- 1	AWAY	0- 1	0- 1	0- 1				
0- 0	0- 0	0- 0	NEUTRAL	0- 0	0- 0	0- 0				
7- 10	0- 0	0- 0	CONFERENCE	0- 0	0- 2	7- 8				
5- 4	0- 0	0- 0	HOME	0- 0	0- 1	5- 3				
2- 6	0- 0	0- 0	AWAY	0- 0	0- 1	2- 5				
0- 0	0- 0	0- 0	NEUTRAL	0- 0	0- 0	0- 0				

RPI 1-25				RPI 26-50				RPI 51-100				RPI 101+ Team's RPI: 300			
RPI	S	Opponent	Score	RPI	S	Opponent	Score	RPI	S	Opponent	Score	RPI	S	Opponent	Score
16	A	North Carolina St.	45 85	48	A	Georgia	30 45	54	A	Auburn	27 64	109	A	Winthrop	50 55
												109	H	Winthrop	43 51
												122	A	Virginia Tech	33 55
												155	A	Liberty	51 59
												155	H	Liberty	46 43
												157	A	High Point	64 75
												157	H	High Point	56 48
												175	H	Campbell	43 46
												249	A	Gardner-Webb	56 59
												249	H	Gardner-Webb	52 54
												252	H	Coastal Caro.	71 68
												265	H	N.C. Central	44 55
												274	H	Western Caro.	38 42
												296	A	UNC Asheville	47 54
												296	H	UNC Asheville	55 41
												309	A	Charleston So.	50 68
												328	A	South Carolina St.	41 43
												330	A	Radford	53 46
												330	H	Radford	70 45
												331	A	Longwood	66 61
												331	H	Longwood	43 46
LAST 12 Division I GAMES:															
157	H	High Point	56 48	249	A	Gardner-Webb	56 59								
155	H	Liberty	46 43	309	A	Charleston So.	50 68								
331	A	Longwood	66 61	175	H	Campbell	43 46								
330	A	Radford	53 46	252	H	Coastal Caro.	71 68								
109	H	Winthrop	43 51	155	A	Liberty	51 59								
296	H	UNC Asheville	55 41	157	A	High Point	64 75								

Non-Div I Games: Truett-McConnell 83 41 Columbia (SC) 96 38

Presbyterian

Loss, Non-Conf, S Site, H Home A Away N Neutral



Average RPI Win:	319	WON-LOST	WINNING	LAST 10	STRENGTH OF	OPP. STRENGTH	TEAM	ADJ.	CONF.	ADJ CONF.
Average RPI Loss:	167	RECORD	PCT. RANK	GAMES	SCHEDULE	OF SCHEDULE	RPI	RPI	RPI	RPI
DIV. I ONLY	9- 12	208	5- 5	335	279	301	301	23	23	
DIV. I NON-CONF.	3- 7	260	1- 2	288	335	309	309	25	25	
TOTALS	RPI 1-25	RPI 26-50	W-L RECORDS	RPI 51-100	RPI 101-150	RPI 150+				
9- 12	0- 0	0- 1	OVERALL	0- 3	0- 0	9- 8				
4- 6	0- 0	0- 0	HOME	0- 2	0- 0	4- 4				
4- 5	0- 0	0- 1	AWAY	0- 1	0- 0	4- 3				
1- 1	0- 0	0- 0	NEUTRAL	0- 0	0- 0	1- 1				
3- 7	0- 0	0- 1	NON-CONFERENCE	0- 2	0- 0	3- 4				
2- 2	0- 0	0- 0	HOME	0- 1	0- 0	2- 1				
0- 4	0- 0	0- 1	AWAY	0- 1	0- 0	0- 2				
1- 1	0- 0	0- 0	NEUTRAL	0- 0	0- 0	1- 1				
6- 5	0- 0	0- 0	CONFERENCE	0- 1	0- 0	6- 4				
2- 4	0- 0	0- 0	HOME	0- 1	0- 0	2- 3				
4- 1	0- 0	0- 0	AWAY	0- 0	0- 0	4- 1				
0- 0	0- 0	0- 0	NEUTRAL	0- 0	0- 0	0- 0				

RPI S	Opponent	Score	RPI S	Opponent	Score	RPI S	Opponent	Score	RPI S	Opponent	Score	Team's RPI: 301
47	A James Madison	50 94	61	H East Carolina	61 81	153	A Savannah St.	47 79				
			69	A Penn	49 79	160	A UTSA	63 72				
			92	H Hampton	59 93	162	H Florida A&M	62 83				
						165	H Coppin St.	52 71				
						241	N Tex.-Pan American	36 50				
						251	H Howard	63 77				
						263	H Bethune-Cookman	74 61				
						289	A Morehead St.	67 73				
						303	A Delaware St.	57 48				
						310	H UNC Greensboro	66 73				
						318	A UMES	73 66				
						323	A Morgan St.	64 63				
						323	H Morgan St.	61 52				
						328	A South Carolina St.	59 54				
						330	H Radford	66 54				
						338	H Wofford	67 59				
						343	N UMBC	56 43				
LAST 12 Division I GAMES:												
92	H Hampton	59 93	323	H Morgan St.	61 52							
251	H Howard	63 77	303	A Delaware St.	57 48							
323	A Morgan St.	64 63	318	A UMES	73 66							
153	A Savannah St.	47 79	69	A Penn	49 79							
328	A South Carolina St.	59 54	47	A James Madison	50 94							
165	H Coppin St.	52 71	343	N UMBC	56 43							

Non-Div I Games: Virginia-Lynchburg 116 40

Norfolk St.

■ Loss, 
 ■ Non-Conf, 
 ■ S Site, 
 ■ Home 
 ■ A Away 
 N Neutral



Average RPI Win:	268	WON-LOST	WINNING	LAST 10	STRENGTH OF	OPP. STRENGTH	TEAM	ADJ.	CONF.	ADJ CONF.
Average RPI Loss:	207	RECORD	PCT. RANK	GAMES	SCHEDULE	OF SCHEDULE	RPI	RPI	RPI	RPI
DIV. I ONLY	7- 17	283	5- 5	270	333	302	302	27	27	
DIV. I NON-CONF.	2- 9	299	0- 0	270	340	312	312	27	27	
TOTALS	RPI 1-25	RPI 26-50	W-L RECORDS	RPI 51-100	RPI 101-150	RPI 150+				
7- 17	0- 0	0- 0	OVERALL	0- 1	0- 3	7- 13				
2- 10	0- 0	0- 0	HOME	0- 0	0- 2	2- 8				
5- 7	0- 0	0- 0	AWAY	0- 1	0- 1	5- 5				
0- 0	0- 0	0- 0	NEUTRAL	0- 0	0- 0	0- 0				
2- 9	0- 0	0- 0	NON-CONFERENCE	0- 1	0- 2	2- 6				
0- 5	0- 0	0- 0	HOME	0- 0	0- 1	0- 4				
2- 4	0- 0	0- 0	AWAY	0- 1	0- 1	2- 2				
0- 0	0- 0	0- 0	NEUTRAL	0- 0	0- 0	0- 0				
5- 8	0- 0	0- 0	CONFERENCE	0- 0	0- 1	5- 7				
2- 5	0- 0	0- 0	HOME	0- 0	0- 1	2- 4				
3- 3	0- 0	0- 0	AWAY	0- 0	0- 0	3- 3				
0- 0	0- 0	0- 0	NEUTRAL	0- 0	0- 0	0- 0				

RPI 1-25			RPI 26-50			RPI 51-100			RPI 101+			Team's RPI: 302
RPI	S	Opponent	Score	RPI	S	Opponent	Score	RPI	S	Opponent	Score	
						69 A Penn	59 70	126 H		Southern Utah	44 57	
								146 H		St. Francis Brooklyn	48 69	
								148 A		Grand Canyon	63 72	
								159 A		Mt. St. Mary's	62 63	
								159 H		Mt. St. Mary's	60 69	
								203 A		Towson	56 76	
								206 H		McNeese St.	57 71	
								210 H		Sacred Heart	62 54	
								211 A		Rider	48 62	
								214 A		Saint Francis (PA)	69 66	
								214 H		Saint Francis (PA)	76 84	
								221 H		Robert Morris	52 66	
								239 H		Maine	50 66	
								257 A		Bryant	66 72	
								257 H		Bryant	66 76	
								262 A		Wagner	65 71	
								276 A		Central Conn. St.	59 48	
								276 H		Central Conn. St.	60 51	
								277 A		Northern Ariz.	78 72	
								282 A		Monmouth	67 52	
								307 H		Columbia	59 62	
								332 H		NJIT	58 60	
								340 A		Fairleigh Dickinson	86 64	
LAST 12 Division I GAMES:												
214 A		Saint Francis (PA)	69 66	221 H		Robert Morris	52 66					
276 A		Central Conn. St.	59 48	340 A		Fairleigh Dickinson	86 64					
159 H		Mt. St. Mary's	60 69	257 A		Bryant	66 72					
210 H		Sacred Heart	62 54	276 H		Central Conn. St.	60 51					
257 H		Bryant	66 76	146 H		St. Francis Brooklyn	48 69					
214 H		Saint Francis (PA)	76 84	159 A		Mt. St. Mary's	62 63					

Non-Div I Games:

LIU Brooklyn

■ Loss, 
 ■ Non-Conf, 
 ■ S Site, 
 ■ H Home 
 ■ A Away 
 N Neutral



Average RPI Win:	304	WON-LOST	WINNING	LAST 10	STRENGTH OF	OPP. STRENGTH	TEAM	ADJ.	CONF.	ADJ CONF.
Average RPI Loss:	167	RECORD	PCT. RANK	GAMES	SCHEDULE	OF SCHEDULE	RPI	RPI	RPI	RPI
DIV. I ONLY	4- 17	324	1- 8	204	257	303	303	23	23	
DIV. I NON-CONF.	3- 7	260	1- 0	95	200	196	196	25	25	
TOTALS	RPI 1-25	RPI 26-50	W-L RECORDS	RPI 51-100	RPI 101-150	RPI 150+				
4- 17	0- 2	0- 1	OVERALL	0- 2	0- 2	4- 10				
2- 6	0- 0	0- 0	HOME	0- 1	0- 1	2- 4				
2- 11	0- 2	0- 1	AWAY	0- 1	0- 1	2- 6				
0- 0	0- 0	0- 0	NEUTRAL	0- 0	0- 0	0- 0				
3- 7	0- 2	0- 1	NON-CONFERENCE	0- 0	0- 2	3- 2				
2- 1	0- 0	0- 0	HOME	0- 0	0- 1	2- 0				
1- 6	0- 2	0- 1	AWAY	0- 0	0- 1	1- 2				
0- 0	0- 0	0- 0	NEUTRAL	0- 0	0- 0	0- 0				
1- 10	0- 0	0- 0	CONFERENCE	0- 2	0- 0	1- 8				
0- 5	0- 0	0- 0	HOME	0- 1	0- 0	0- 4				
1- 5	0- 0	0- 0	AWAY	0- 1	0- 0	1- 4				
0- 0	0- 0	0- 0	NEUTRAL	0- 0	0- 0	0- 0				

RPI 1-25				RPI 26-50				RPI 51-100				RPI 101+ Team's RPI: 303			
RPI	S	Opponent	Score	RPI	S	Opponent	Score	RPI	S	Opponent	Score	RPI	S	Opponent	Score
17	A	West Virginia	47 109	26	A	Vanderbilt	67 73	85	A	N.C. A&T	47 50	115	A	Albany (NY)	71 87
20	A	Maryland	44 93					92	H	Hampton	39 79	146	H	St. Francis Brooklyn	55 68
												153	H	Savannah St.	71 77
												165	A	Coppin St.	54 81
												165	H	Coppin St.	75 80
												173	A	Old Dominion	67 97
												251	A	Howard	64 70
												263	A	Bethune-Cookman	51 80
												265	A	N.C. Central	61 75
												269	A	Manhattan	80 69
												278	A	Marshall	47 62
												291	H	George Mason	90 83
												301	H	Norfolk St.	48 57
												323	A	Morgan St.	86 66
												328	H	South Carolina St.	60 64
												332	H	NJIT	75 72
LAST 12 Division I GAMES:															
263	A	Bethune-Cookman	51 80	265	A	N.C. Central	61 75								
153	H	Savannah St.	71 77	301	H	Norfolk St.	48 57								
328	H	South Carolina St.	60 64	92	H	Hampton	39 79								
165	A	Coppin St.	54 81	332	H	NJIT	75 72								
323	A	Morgan St.	86 66	251	A	Howard	64 70								
85	A	N.C. A&T	47 50	146	H	St. Francis Brooklyn	55 68								

Non-Div I Games: Wesley 79 37 Wilmington (DE) 86 73

Delaware St.

■ Loss, 
 ■ Non-Conf, 
 ■ S Site, 
 ■ Home 
 ■ A Away 
 N Neutral



Average RPI Win:	301	WON-LOST	WINNING	LAST 10	STRENGTH OF	OPP. STRENGTH	TEAM	ADJ.	CONF.	ADJ CONF.
Average RPI Loss:	167	RECORD	PCT. RANK	GAMES	SCHEDULE	OF SCHEDULE	RPI	RPI	RPI	RPI
DIV. I ONLY	6- 18	300	2- 8	202	302	304	304	22	22	
DIV. I NON-CONF.	2- 9	299	0- 0	249	342	329	329	21	21	
TOTALS	RPI 1-25	RPI 26-50	W-L RECORDS	RPI 51-100	RPI 101-150	RPI 150+				
6- 18	0- 0	0- 2	OVERALL	0- 5	0- 1	6- 10				
5- 6	0- 0	0- 0	HOME	0- 3	0- 0	5- 3				
1- 12	0- 0	0- 2	AWAY	0- 2	0- 1	1- 7				
0- 0	0- 0	0- 0	NEUTRAL	0- 0	0- 0	0- 0				
2- 9	0- 0	0- 2	NON-CONFERENCE	0- 1	0- 1	2- 5				
2- 3	0- 0	0- 0	HOME	0- 1	0- 0	2- 2				
0- 6	0- 0	0- 2	AWAY	0- 0	0- 1	0- 3				
0- 0	0- 0	0- 0	NEUTRAL	0- 0	0- 0	0- 0				
4- 9	0- 0	0- 0	CONFERENCE	0- 4	0- 0	4- 5				
3- 3	0- 0	0- 0	HOME	0- 2	0- 0	3- 1				
1- 6	0- 0	0- 0	AWAY	0- 2	0- 0	1- 4				
0- 0	0- 0	0- 0	NEUTRAL	0- 0	0- 0	0- 0				

RPI S	Opponent	Score	RPI S	Opponent	Score	RPI S	Opponent	Score	RPI S	Opponent	Score	Team's RPI: 304
28	A Middle Tenn.	32 68	56	H Florida	62 83	140	A Col. of Charleston	66 87				
48	A Georgia	32 91	67	A Stetson	57 87	151	A USC Upstate	64 72				
			67	H Stetson	75 98	187	A Northern Ky.	51 79				
			75	A FGCU	42 76	187	H Northern Ky.	53 39				
			75	H FGCU	55 69	209	A Mercer	59 64				
						233	H Jacksonville	63 74				
						240	H Georgia St.	54 60				
						249	A Gardner-Webb	58 84				
						273	A East Tenn. St.	68 74				
						281	A Jacksonville St.	65 78				
						290	H Tennessee St.	70 68				
						307	H Columbia	61 78				
						313	A Murray St.	66 72				
						320	A Lipscomb	82 78				
						320	H Lipscomb	88 79				
						339	H North Florida	59 51				
						347	H Alabama A&M	83 79				
LAST 12 Division I GAMES:												
75	A FGCU	42 76	273	A East Tenn. St.	68 74							
67	A Stetson	57 87	67	H Stetson	75 98							
187	H Northern Ky.	53 39	75	H FGCU	55 69							
320	H Lipscomb	88 79	187	A Northern Ky.	51 79							
209	A Mercer	59 64	320	A Lipscomb	82 78							
151	A USC Upstate	64 72	339	H North Florida	59 51							

Non-Div I Games:

Kennesaw St.

■ Loss, 
■ Non-Conf, 
■ S Site, 
■ H Home 
■ A Away 
N Neutral



Average RPI Win: 211		WON-LOST	WINNING	LAST 10	STRENGTH OF	OPP. STRENGTH	TEAM	ADJ.	CONF.	ADJ CONF.
Average RPI Loss: 169		RECORD	PCT. RANK	GAMES	SCHEDULE	OF SCHEDULE	RPI	RPI	RPI	RPI
DIV. I ONLY		6- 16	294	2- 8	276	144	305	305	16	16
DIV. I NON-CONF.		4- 8	242	1- 1	294	131	287	287	14	14
TOTALS		RPI 1-25	RPI 26-50	W-L RECORDS	RPI 51-100	RPI 101-150	RPI 150+			
6- 16	0- 0		0- 1	OVERALL	1- 0	0- 3	5- 12			
4- 8	0- 0		0- 0	HOME	1- 0	0- 1	3- 7			
2- 8	0- 0		0- 1	AWAY	0- 0	0- 2	2- 5			
0- 0	0- 0		0- 0	NEUTRAL	0- 0	0- 0	0- 0			
4- 8	0- 0		0- 1	NON-CONFERENCE	1- 0	0- 1	3- 6			
2- 5	0- 0		0- 0	HOME	1- 0	0- 0	1- 5			
2- 3	0- 0		0- 1	AWAY	0- 0	0- 1	2- 1			
0- 0	0- 0		0- 0	NEUTRAL	0- 0	0- 0	0- 0			
2- 8	0- 0		0- 0	CONFERENCE	0- 0	0- 2	2- 6			
2- 3	0- 0		0- 0	HOME	0- 0	0- 1	2- 2			
0- 5	0- 0		0- 0	AWAY	0- 0	0- 1	0- 4			
0- 0	0- 0		0- 0	NEUTRAL	0- 0	0- 0	0- 0			

RPI 1-25				RPI 26-50				RPI 51-100				RPI 101+				Team's RPI: 305	
RPI	S	Opponent	Score	RPI	S	Opponent	Score	RPI	S	Opponent	Score	RPI	S	Opponent	Score		
				43	A	St. Mary's (CA)	79 89	92	H	Hampton	66 62	105	H	Hawaii	60 63		
												114	A	Cal Poly	70 88		
												119	A	Kansas St.	64 73		
												154	A	Long Beach St.	53 72		
												154	H	Long Beach St.	80 69		
												167	A	Cal St. Northridge	54 78		
												167	H	Cal St. Northridge	46 64		
												168	H	Nevada	66 77		
												171	A	UC Davis	70 82		
												174	A	Utah	57 66		
												189	H	San Diego St.	67 71		
												190	A	UC Irvine	60 77		
												197	H	Utah St.	70 81		
												228	H	Arizona	49 51		
												231	H	Seattle	78 75		
												235	A	Santa Clara	67 62		
												238	H	Cal St. Fullerton	62 67		
												260	A	Pepperdine	77 69		
												277	H	Northern Ariz.	56 79		
												292	H	UC Riverside	74 61		
LAST 12 Division I GAMES:																	
				167	A	Cal St. Northridge	54 78	292	H	UC Riverside	74 61						
				154	H	Long Beach St.	80 69	167	H	Cal St. Northridge	46 64						
				105	H	Hawaii	60 63	154	A	Long Beach St.	53 72						
				171	A	UC Davis	70 82	114	A	Cal Poly	70 88						
				190	A	UC Irvine	60 77	174	A	Utah	57 66						
				238	H	Cal St. Fullerton	62 67	231	H	Seattle	78 75						

Non-Div I Games:	Occidental	76	54
------------------	------------	----	----

UC Santa Barbara

Loss, Non-Conf, S Site, H Home A Away N Neutral



Average RPI Win:	264	WON-LOST	WINNING	LAST 10	STRENGTH OF	OPP. STRENGTH	TEAM	ADJ.	CONF.	ADJ CONF.
Average RPI Loss:	208	RECORD	PCT. RANK	GAMES	SCHEDULE	OF SCHEDULE	RPI	RPI	RPI	RPI
DIV. I ONLY	8- 18	277	4- 6	290	323	306	306	30	30	
DIV. I NON-CONF.	4- 9	255	1- 0	260	309	272	272	29	29	
TOTALS	RPI 1-25	RPI 26-50	W-L RECORDS	RPI 51-100	RPI 101-150	RPI 150+				
8- 18	0- 0	0- 0	OVERALL	1- 2	0- 4	7- 12				
5- 6	0- 0	0- 0	HOME	1- 0	0- 1	4- 5				
3- 10	0- 0	0- 0	AWAY	0- 2	0- 1	3- 6				
0- 2	0- 0	0- 0	NEUTRAL	0- 0	0- 2	0- 0				
4- 9	0- 0	0- 0	NON-CONFERENCE	0- 1	0- 4	4- 4				
2- 2	0- 0	0- 0	HOME	0- 0	0- 1	2- 1				
2- 5	0- 0	0- 0	AWAY	0- 1	0- 1	2- 3				
0- 2	0- 0	0- 0	NEUTRAL	0- 0	0- 2	0- 0				
4- 9	0- 0	0- 0	CONFERENCE	1- 1	0- 0	3- 8				
3- 4	0- 0	0- 0	HOME	1- 0	0- 0	2- 4				
1- 5	0- 0	0- 0	AWAY	0- 1	0- 0	1- 4				
0- 0	0- 0	0- 0	NEUTRAL	0- 0	0- 0	0- 0				

RPI 1-25			RPI 26-50			RPI 51-100			RPI 101+			Team's RPI:	306
RPI	S	Opponent	Score	RPI	S	Opponent	Score	RPI	S	Opponent	Score		
								91	A	Missouri	48	59	
								95	A	UT Martin	72	111	
								95	H	UT Martin	65	62	

Non-Div I Games:

SIU Edwardsville

■ Loss, 
 ■ Non-Conf, 
 ■ S Site, 
 ■ H Home 
 ■ A Away 
 N Neutral



COLUMBIA				THROUGH GAMES OF FEB. 10, 1911						
Average RPI Win:	271	WON-LOST	WINNING	LAST 10	STRENGTH OF	OPP. STRENGTH	TEAM	ADJ.	CONF.	ADJ CONF.
Average RPI Loss:	178	RECORD	PCT. RANK	GAMES	SCHEDULE	OF SCHEDULE	RPI	RPI	RPI	RPI
DIV. I ONLY	5- 17	309	2- 8	241	261	307	307	14	14	
DIV. I NON-CONF.	3- 11	292	2- 2	303	292	321	321	16	16	
TOTALS	RPI 1-25	RPI 26-50	W-L RECORDS	RPI 51-100	RPI 101-150	RPI 150+				
5- 17	0- 0	0- 0	OVERALL	0- 4	0- 3	5- 10				
2- 9	0- 0	0- 0	HOME	0- 2	0- 0	2- 7				
3- 8	0- 0	0- 0	AWAY	0- 2	0- 3	3- 3				
0- 0	0- 0	0- 0	NEUTRAL	0- 0	0- 0	0- 0				
3- 11	0- 0	0- 0	NON-CONFERENCE	0- 1	0- 3	3- 7				
1- 5	0- 0	0- 0	HOME	0- 0	0- 0	1- 5				
2- 6	0- 0	0- 0	AWAY	0- 1	0- 3	2- 2				
0- 0	0- 0	0- 0	NEUTRAL	0- 0	0- 0	0- 0				
2- 6	0- 0	0- 0	CONFERENCE	0- 3	0- 0	2- 3				
1- 4	0- 0	0- 0	HOME	0- 2	0- 0	1- 2				
1- 2	0- 0	0- 0	AWAY	0- 1	0- 0	1- 1				
0- 0	0- 0	0- 0	NEUTRAL	0- 0	0- 0	0- 0				

RPI 1-25				RPI 26-50				RPI 51-100				RPI 101+				Team's RPI: 307	
RPI	S	Opponent	Score	RPI	S	Opponent	Score	RPI	S	Opponent	Score	RPI	S	Opponent	Score		
								64	A	Iona	67 83	125	A	Lafayette	83 95		
								66	H	Princeton	41 70	131	A	Portland	42 58		
								69	H	Penn	63 70	146	A	St. Francis Brooklyn	47 73		
								73	A	Harvard	64 99	166	H	San Francisco	69 83		
												170	H	Stony Brook	54 57		
												208	H	Yale	51 76		
												212	H	Colgate	44 72		
												213	H	Lehigh	87 80		
												220	A	Cornell	51 76		
												220	H	Cornell	71 64		
												238	H	Cal St. Fullerton	54 80		
												257	H	Bryant	47 68		
												266	A	Portland St.	67 75		
												280	H	Brown	57 79		
												302	A	LIU Brooklyn	62 59		
												304	A	Kennesaw St.	78 61		
												315	A	Dartmouth	65 59		
												340	A	Fairleigh Dickinson	59 69		
LAST 12 Division I GAMES:																	
				315	A	Dartmouth	65 59	220	A	Cornell	51 76						
				73	A	Harvard	64 99	220	H	Cornell	71 64						
				69	H	Penn	63 70	170	H	Stony Brook	54 57						
				66	H	Princeton	41 70	257	H	Bryant	47 68						
				280	H	Brown	57 79	213	H	Lehigh	87 80						
				208	H	Yale	51 76	304	A	Kennesaw St.	78 61						

Non-Div I Games:

Columbia

■ Loss, ■ Non-Conf, S Site, H Home A Away N Neutral



Average RPI Win:	313	WON-LOST	WINNING	LAST 10	STRENGTH OF	OPP. STRENGTH	TEAM	ADJ.	CONF.	ADJ CONF.
Average RPI Loss:	194	RECORD	PCT. RANK	GAMES	SCHEDULE	OF SCHEDULE	RPI	RPI	RPI	RPI
DIV. I ONLY	7- 17	283	3- 7	286	329	308	308	30	30	
DIV. I NON-CONF.	3- 9	280	0- 0	279	312	303	303	29	29	
TOTALS	RPI 1-25	RPI 26-50	W-L RECORDS	RPI 51-100	RPI 101-150	RPI 150+				
7- 17	0- 0	0- 0	OVERALL	0- 5	0- 1	7- 11				
4- 6	0- 0	0- 0	HOME	0- 1	0- 1	4- 4				
3- 10	0- 0	0- 0	AWAY	0- 3	0- 0	3- 7				
0- 1	0- 0	0- 0	NEUTRAL	0- 1	0- 0	0- 0				
3- 9	0- 0	0- 0	NON-CONFERENCE	0- 3	0- 1	3- 5				
2- 2	0- 0	0- 0	HOME	0- 0	0- 1	2- 1				
1- 6	0- 0	0- 0	AWAY	0- 2	0- 0	1- 4				
0- 1	0- 0	0- 0	NEUTRAL	0- 1	0- 0	0- 0				
4- 8	0- 0	0- 0	CONFERENCE	0- 2	0- 0	4- 6				
2- 4	0- 0	0- 0	HOME	0- 1	0- 0	2- 3				
2- 4	0- 0	0- 0	AWAY	0- 1	0- 0	2- 3				
0- 0	0- 0	0- 0	NEUTRAL	0- 0	0- 0	0- 0				

RPI S	Opponent	Score	RPI S	Opponent	Score	RPI S	Opponent	Score	RPI S	Opponent	Score	Team's RPI: 308
						68	A Wichita St.	46 67	147	H Western Ky.	75 90	
						70	N Arkansas	37 88	161	A Missouri St.	66 77	
						91	A Missouri	57 62	193	A Saint Louis	34 52	
						95	A UT Martin	71 100	200	H Belmont	74 81	
						95	H UT Martin	70 102	245	A Western Ill.	58 79	
									250	A Eastern Ky.	56 75	
									261	A New Mexico	55 73	
									264	H Bradley	68 72	
									267	A Austin Peay	75 64	
									267	H Austin Peay	74 87	
									289	A Morehead St.	59 62	
									290	H Tennessee St.	67 75	
									306	A SIU Edwardsville	69 60	
									306	H SIU Edwardsville	79 71	
									314	H UMKC	76 74	
									317	A Eastern Ill.	48 53	
									317	H Eastern Ill.	66 49	
									335	H Southern Ill.	72 50	
									347	A Alabama A&M	76 64	
LAST 12 Division I GAMES:												
			95	H UT Martin	70 102		317	H Eastern Ill.	66	49		
			306	A SIU Edwardsville	69	60	289	A Morehead St.	59	62		
			317	A Eastern Ill.	48	53	95	A UT Martin	71	100		
			267	H Austin Peay	74	87	290	H Tennessee St.	67	75		
			250	A Eastern Ky.	56	75	267	A Austin Peay	75	64		
			306	H SIU Edwardsville	79	71	200	H Belmont	74	81		

Non-Div I Games: Ill.-Springfield 72 56

Southeast Mo. St.

Loss, Non-Conf, S Site, H Home A Away N Neutral



Charleston So.

Through Games Of Feb. 16, 2014

Average RPI Win:	260	WON-LOST	WINNING	LAST 10	STRENGTH OF	OPP. STRENGTH	TEAM	ADJ.	CONF.	ADJ CONF.
Average RPI Loss:	200	RECORD	PCT. RANK	GAMES	SCHEDULE	OF SCHEDULE	RPI	RPI	RPI	RPI
DIV. I ONLY	5- 17	309	1- 8	229	320	309	309	28	28	
DIV. I NON-CONF.	1- 5	306	0- 0	94	198	274	274	30	30	
TOTALS	RPI 1-25	RPI 26-50	W-L RECORDS	RPI 51-100	RPI 101-150	RPI 150+				
5- 17	0- 1	0- 1	OVERALL	0- 0	0- 2	5- 13				
2- 9	0- 0	0- 0	HOME	0- 0	0- 1	2- 8				
3- 8	0- 1	0- 1	AWAY	0- 0	0- 1	3- 5				
0- 0	0- 0	0- 0	NEUTRAL	0- 0	0- 0	0- 0				
1- 5	0- 1	0- 1	NON-CONFERENCE	0- 0	0- 0	1- 3				
1- 1	0- 0	0- 0	HOME	0- 0	0- 0	1- 1				
0- 4	0- 1	0- 1	AWAY	0- 0	0- 0	0- 2				
0- 0	0- 0	0- 0	NEUTRAL	0- 0	0- 0	0- 0				
4- 12	0- 0	0- 0	CONFERENCE	0- 0	0- 2	4- 10				
1- 8	0- 0	0- 0	HOME	0- 0	0- 1	1- 7				
3- 4	0- 0	0- 0	AWAY	0- 0	0- 1	3- 3				
0- 0	0- 0	0- 0	NEUTRAL	0- 0	0- 0	0- 0				

RPI 1-25				RPI 26-50				RPI 51-100				RPI 101+ Team's RPI: 309			
RPI	S	Opponent	Score	RPI	S	Opponent	Score	RPI	S	Opponent	Score	RPI	S	Opponent	Score
8	A	South Carolina	29 99	27	A	North Carolina	49 100					109	A	Winthrop	49 69
												109	H	Winthrop	48 59
												153	A	Savannah St.	47 75
												153	H	Savannah St.	63 72
												155	A	Liberty	45 66
												155	H	Liberty	69 92
												157	A	High Point	56 53
												175	A	Campbell	81 71
												175	H	Campbell	71 72
												249	H	Gardner-Webb	51 55
												252	H	Coastal Caro.	63 77
												274	A	Western Caro.	47 56
												296	A	UNC Asheville	48 73
												296	H	UNC Asheville	46 61
												300	H	Presbyterian	68 50
												330	A	Radford	84 64
												330	H	Radford	57 60
												331	A	Longwood	59 71
												331	H	Longwood	71 78
												338	H	Wofford	68 45
LAST 12 Division I GAMES:															
175	H	Campbell	71 72	249	H	Gardner-Webb	51 55								
155	A	Liberty	45 66	300	H	Presbyterian	68 50								
331	A	Longwood	59 71	252	H	Coastal Caro.	63 77								
330	H	Radford	57 60	157	A	High Point	56 53								
109	H	Winthrop	48 59	175	A	Campbell	81 71								
296	A	UNC Asheville	48 73	331	H	Longwood	71 78								

Non-Div I Games: Trinity Baptist 101 47 Converse 88 48 Southern Wesleyan 85 55

Charleston So.

Loss, Non-Conf, S Site, H Home A Away N Neutral



## UNC Greensboro

Through Games Of Feb. 16, 2014

Average RPI Win:	234	WON-LOST	WINNING	LAST 10	STRENGTH OF	OPP. STRENGTH	TEAM	ADJ.	CONF.	ADJ CONF.
Average RPI Loss:	181	RECORD	PCT. RANK	GAMES	SCHEDULE	OF SCHEDULE	RPI	RPI	RPI	RPI
DIV. I ONLY	6- 18	300	1- 9	210	288	310	310	25	25	
DIV. I NON-CONF.	4- 7	229	0- 1	72	283	204	204	24	24	
TOTALS	RPI 1-25	RPI 26-50	W-L RECORDS	RPI 51-100	RPI 101-150	RPI 150+				
6- 18	0- 0	0- 2	OVERALL	0- 2	1- 2	5- 12				
5- 8	0- 0	0- 1	HOME	0- 1	1- 2	4- 4				
1- 9	0- 0	0- 1	AWAY	0- 1	0- 0	1- 7				
0- 1	0- 0	0- 0	NEUTRAL	0- 0	0- 0	0- 1				
4- 7	0- 0	0- 1	NON-CONFERENCE	0- 2	1- 2	3- 2				
3- 3	0- 0	0- 0	HOME	0- 1	1- 2	2- 0				
1- 3	0- 0	0- 1	AWAY	0- 1	0- 0	1- 1				
0- 1	0- 0	0- 0	NEUTRAL	0- 0	0- 0	0- 1				
2- 11	0- 0	0- 1	CONFERENCE	0- 0	0- 0	2- 10				
2- 5	0- 0	0- 1	HOME	0- 0	0- 0	2- 4				
0- 6	0- 0	0- 0	AWAY	0- 0	0- 0	0- 6				
0- 0	0- 0	0- 0	NEUTRAL	0- 0	0- 0	0- 0				

RPI S	Opponent	Score	RPI S	Opponent	Score	RPI S	Opponent	Score	RPI S	Opponent	Score	Team's RPI: 310
32	A Florida St.	59 93	57	H St. Bonaventure	46 58	101	H VCU	72 95				
44	H Chattanooga	53 86	58	A Fordham	48 79	140	H Col. of Charleston	64 56				
						144	H Clemson	71 77				
						157	H High Point	81 76				
						163	A Davidson	59 78				
						163	H Davidson	66 75				
						176	A Furman	64 73				
						177	A Elon	57 80				
						177	H Elon	73 62				
						191	N Tulsa	71 76				
						249	A Gardner-Webb	60 71				
						256	A Appalachian St.	67 76				
						256	H Appalachian St.	56 75				
						274	H Western Caro.	49 60				
						288	H Samford	52 65				
						299	A Ga. Southern	71 74				
						299	H Ga. Southern	76 65				
						301	A Norfolk St.	73 66				
						328	H South Carolina St.	72 63				
						338	A Wofford	70 76				
LAST 12 Division I GAMES:												
256	A Appalachian St.	67 76	256	H Appalachian St.	56 75							
299	H Ga. Southern	76 65	274	H Western Caro.	49 60							
163	H Davidson	66 75	163	A Davidson	59 78							
177	A Elon	57 80	299	A Ga. Southern	71 74							
176	A Furman	64 73	177	H Elon	73 62							
338	A Wofford	70 76	191	N Tulsa	71 76							

Non-Div I Games:

UNC Greensboro

■ Loss, 
 ■ Non-Conf, S Site, 
 ■ Home 
 ■ Away 
 N Neutral



Average RPI Win:	227	WON-LOST	WINNING	LAST 10	STRENGTH OF	OPP. STRENGTH	TEAM	ADJ.	CONF.	ADJ CONF.
Average RPI Loss:	163	RECORD	PCT. RANK	GAMES	SCHEDULE	OF SCHEDULE	RPI	RPI	RPI	RPI
DIV. I ONLY	5- 18	314	2- 8	228	167	311	311	12	12	
DIV. I NON-CONF.	3- 8	269	0- 0	275	214	307	307	13	13	
TOTALS	RPI 1-25	RPI 26-50	W-L RECORDS	RPI 51-100	RPI 101-150	RPI 150+				
5- 18	0- 0	0- 2	OVERALL	0- 2	0- 3	5- 11				
3- 9	0- 0	0- 2	HOME	0- 2	0- 0	3- 5				
1- 9	0- 0	0- 0	AWAY	0- 0	0- 3	1- 6				
1- 0	0- 0	0- 0	NEUTRAL	0- 0	0- 0	1- 0				
3- 8	0- 0	0- 0	NON-CONFERENCE	0- 2	0- 2	3- 4				
2- 4	0- 0	0- 0	HOME	0- 2	0- 0	2- 2				
0- 4	0- 0	0- 0	AWAY	0- 0	0- 2	0- 2				
1- 0	0- 0	0- 0	NEUTRAL	0- 0	0- 0	1- 0				
2- 10	0- 0	0- 2	CONFERENCE	0- 0	0- 1	2- 7				
1- 5	0- 0	0- 2	HOME	0- 0	0- 0	1- 3				
1- 5	0- 0	0- 0	AWAY	0- 0	0- 1	1- 4				
0- 0	0- 0	0- 0	NEUTRAL	0- 0	0- 0	0- 0				

RPI S	Opponent	Score	RPI S	Opponent	Score	RPI S	Opponent	Score	RPI S	Opponent	Score	Team's RPI: 311
34	H Bowling Green	39 58	57	H St. Bonaventure	44 61	112	A Akron	51 77				
35	H Central Mich.	53 87	74	H Duquesne	63 94	118	A Arkansas St.	61 92				
						133	A Cincinnati	46 65				
						164	A Ball St.	31 55				
						164	H Ball St.	60 57				
						179	A Eastern Mich.	57 65				
						179	H Eastern Mich.	70 88				
						186	H Toledo	55 83				
						198	H Ohio	59 76				
						200	A Belmont	60 84				
						201	N Stephen F. Austin	54 52				
						237	A Northern Ill.	43 65				
						240	H Georgia St.	55 56				
						243	A Miami (OH)	62 72				
						246	A Houston	44 54				
						248	A Western Mich.	57 48				
						250	H Eastern Ky.	75 74				
						272	H Niagara	69 46				
						298	H Massachusetts	61 69				
LAST 12 Division I GAMES:												
248	A Western Mich.	57 48	35	H Central Mich.	53 87							
186	H Toledo	55 83	112	A Akron	51 77							
179	A Eastern Mich.	57 65	198	H Ohio	59 76							
164	H Ball St.	60 57	164	A Ball St.	31 55							
237	A Northern Ill.	43 65	34	H Bowling Green	39 58							
243	A Miami (OH)	62 72	179	H Eastern Mich.	70 88							

Non-Div I Games:

Kent St.

■ Loss, 
 ■ Non-Conf, 
 ■ S Site, 
 ■ H Home 
 ■ A Away 
 N Neutral



Average RPI Win:	303	WON-LOST	WINNING	LAST 10	STRENGTH OF	OPP. STRENGTH	TEAM	ADJ.	CONF.	ADJ CONF.
Average RPI Loss:	200	RECORD	PCT. RANK	GAMES	SCHEDULE	OF SCHEDULE	RPI	RPI	RPI	RPI
DIV. I ONLY	6- 17	297	5- 5	292	342	311	311	32	32	
DIV. I NON-CONF.	1- 10	331	0- 0	96	265	298	298	32	32	
TOTALS	RPI 1-25	RPI 26-50	W-L RECORDS	RPI 51-100	RPI 101-150	RPI 150+				
6- 17	0- 1	0- 1	OVERALL	0- 3	0- 0	6- 12				
3- 4	0- 0	0- 0	HOME	0- 0	0- 0	3- 4				
3- 12	0- 1	0- 1	AWAY	0- 2	0- 0	3- 7				
0- 1	0- 0	0- 0	NEUTRAL	0- 1	0- 0	0- 0				
1- 10	0- 1	0- 1	NON-CONFERENCE	0- 3	0- 0	1- 5				
1- 1	0- 0	0- 0	HOME	0- 0	0- 0	1- 1				
0- 8	0- 1	0- 1	AWAY	0- 2	0- 0	0- 4				
0- 1	0- 0	0- 0	NEUTRAL	0- 1	0- 0	0- 0				
5- 7	0- 0	0- 0	CONFERENCE	0- 0	0- 0	5- 7				
2- 3	0- 0	0- 0	HOME	0- 0	0- 0	2- 3				
3- 4	0- 0	0- 0	AWAY	0- 0	0- 0	3- 4				
0- 0	0- 0	0- 0	NEUTRAL	0- 0	0- 0	0- 0				

RPI 1-25				RPI 26-50				RPI 51-100				RPI 101+ Team's RPI: 311			
RPI	S	Opponent	Score	RPI	S	Opponent	Score	RPI	S	Opponent	Score	RPI	S	Opponent	Score
10	A	Penn St.	62 85	47	A	James Madison	42 87	61	N	East Carolina	42 85	158	A	Illinois	28 112
								86	A	Michigan	31 76	182	A	Southern U.	58 52
								96	A	Colorado	33 83	183	A	Texas Southern	44 69
												205	A	Central Ark.	39 71
												254	H	Tennessee Tech	38 66
												270	A	Prairie View	68 71
												275	A	Mississippi Val.	56 59
												275	H	Mississippi Val.	55 70
												285	A	La.-Monroe	54 92
												287	A	Grambling	78 77
												287	H	Grambling	72 77
												293	A	Jackson St.	52 64
												293	H	Jackson St.	52 64
												316	A	La.-Lafayette	50 63
												324	H	Alabama St.	52 49
												333	H	Omaha	50 45
												345	A	Ark.-Pine Bluff	64 58
												347	H	Alabama A&M	63 60
LAST 12 Division I GAMES:															
275	A	Mississippi Val.	56 59	345	A	Ark.-Pine Bluff	64 58								
287	A	Grambling	78 77	275	H	Mississippi Val.	55 70								
293	A	Jackson St.	52 64	287	H	Grambling	72 77								
182	A	Southern U.	58 52	293	H	Jackson St.	52 64								
347	H	Alabama A&M	63 60	270	A	Prairie View	68 71								
324	H	Alabama St.	52 49	183	A	Texas Southern	44 69								

Non-Div I Games:

Alcorn

■ Loss, 
 ■ Non-Conf, 
 ■ S Site, 
 ■ Home 
 ■ A Away 
 N Neutral



Average RPI Win:	281	WON-LOST	WINNING	LAST 10	STRENGTH OF	OPP. STRENGTH	TEAM	ADJ.	CONF.	ADJ CONF.
Average RPI Loss:	223	RECORD	PCT. RANK	GAMES	SCHEDULE	OF SCHEDULE	RPI	RPI	RPI	RPI
DIV. I ONLY	8- 14	252	2- 8	332	328	313	313	30	30	
DIV. I NON-CONF.	6- 5	136	1- 0	330	304	229	229	29	29	
TOTALS	RPI 1-25	RPI 26-50	W-L RECORDS	RPI 51-100	RPI 101-150	RPI 150+				
8- 14	0- 0	0- 0	OVERALL	0- 3	0- 1	8- 10				
5- 4	0- 0	0- 0	HOME	0- 2	0- 0	5- 2				
2- 10	0- 0	0- 0	AWAY	0- 1	0- 1	2- 8				
1- 0	0- 0	0- 0	NEUTRAL	0- 0	0- 0	1- 0				
6- 5	0- 0	0- 0	NON-CONFERENCE	0- 2	0- 1	6- 2				
3- 1	0- 0	0- 0	HOME	0- 1	0- 0	3- 0				
2- 4	0- 0	0- 0	AWAY	0- 1	0- 1	2- 2				
1- 0	0- 0	0- 0	NEUTRAL	0- 0	0- 0	1- 0				
2- 9	0- 0	0- 0	CONFERENCE	0- 1	0- 0	2- 8				
2- 3	0- 0	0- 0	HOME	0- 1	0- 0	2- 2				
0- 6	0- 0	0- 0	AWAY	0- 0	0- 0	0- 6				
0- 0	0- 0	0- 0	NEUTRAL	0- 0	0- 0	0- 0				

RPI S	Opponent	Score	RPI S	Opponent	Score	RPI S	Opponent	Score	RPI S	Opponent	Score	Team's RPI: 313
						67	A Stetson	72 103	147	A Western Ky.	63 86	
						88	H Wright St.	69 95	193	H Saint Louis	83 64	
						95	H UT Martin	87 88	200	A Belmont	57 67	
									215	A Xavier	66 70	
									242	A Evansville	62 50	
									250	A Eastern Ky.	72 86	
									254	H Tennessee Tech	65 81	
									263	N Bethune-Cookman	81 70	
									267	A Austin Peay	71 86	
									267	H Austin Peay	76 68	
									281	H Jacksonville St.	76 78	
									290	A Tennessee St.	65 72	
									304	H Kennesaw St.	72 66	
									306	A SIU Edwardsville	67 71	
									317	A Eastern Ill.	74 80	
									317	H Eastern Ill.	83 74	
									320	A Lipscomb	86 79	
									344	H New Orleans	88 47	
									347	A Alabama A&M	62 69	
LAST 12 Division I GAMES:												
317	H Eastern Ill.	83 74	306	A SIU Edwardsville	67 71							
290	A Tennessee St.	65 72	200	A Belmont	57 67							
267	A Austin Peay	71 86	267	H Austin Peay	76 68							
254	H Tennessee Tech	65 81	95	H UT Martin	87 88							
281	H Jacksonville St.	76 78	250	A Eastern Ky.	72 86							
317	A Eastern Ill.	74 80	263	N Bethune-Cookman	81 70							

Non-Div I Games: Robert Morris-S'fiel01 44

Murray St.



Average RPI Win:	273	WON-LOST	WINNING	LAST 10	STRENGTH OF	OPP. STRENGTH	TEAM	ADJ.	CONF.	ADJ CONF.
Average RPI Loss:	209	RECORD	PCT. RANK	GAMES	SCHEDULE	OF SCHEDULE	RPI	RPI	RPI	RPI
DIV. I ONLY	9- 14	237	6- 4	328	332	314	314	29	29	
DIV. I NON-CONF.	3- 9	280	0- 1	299	322	318	318	28	28	
TOTALS	RPI 1-25	RPI 26-50	W-L RECORDS	RPI 51-100	RPI 101-150	RPI 150+				
9- 14	0- 0	0- 0	OVERALL	0- 2	0- 2	9- 10				
7- 5	0- 0	0- 0	HOME	0- 1	0- 1	7- 3				
2- 9	0- 0	0- 0	AWAY	0- 1	0- 1	2- 7				
0- 0	0- 0	0- 0	NEUTRAL	0- 0	0- 0	0- 0				
3- 9	0- 0	0- 0	NON-CONFERENCE	0- 1	0- 0	3- 8				
2- 3	0- 0	0- 0	HOME	0- 0	0- 0	2- 3				
1- 6	0- 0	0- 0	AWAY	0- 1	0- 0	1- 5				
0- 0	0- 0	0- 0	NEUTRAL	0- 0	0- 0	0- 0				
6- 5	0- 0	0- 0	CONFERENCE	0- 1	0- 2	6- 2				
5- 2	0- 0	0- 0	HOME	0- 1	0- 1	5- 0				
1- 3	0- 0	0- 0	AWAY	0- 0	0- 1	1- 2				
0- 0	0- 0	0- 0	NEUTRAL	0- 0	0- 0	0- 0				

RPI 1-25				RPI 26-50				RPI 51-100				RPI 101+				Team's RPI: 314	
RPI	S	Opponent	Score	RPI	S	Opponent	Score	RPI	S	Opponent	Score	RPI	S	Opponent	Score		
								91	A	Missouri	69	78	136	H	Bakersfield	80	87
								93	H	Idaho	64	81	148	A	Grand Canyon	63	74
												166	A	San Francisco	70	62	
												179	A	Eastern Mich.	66	75	
												183	H	Texas Southern	80	79	
												186	H	Toledo	81	96	
												222	A	North Texas	70	77	
												224	H	Sam Houston St.	76	78	
												231	H	Seattle	77	65	
												241	A	Tex.-Pan American	50	65	
												241	H	Tex.-Pan American	87	84	
												245	H	Western Ill.	74	80	
												258	A	San Jose St.	76	81	
												286	A	New Mexico St.	77	106	
												286	H	New Mexico St.	92	84	
												306	A	SIU Edwardsville	76	79	
												308	A	Southeast Mo. St.	74	76	
												317	H	Eastern Ill.	69	62	
												341	H	Utah Valley	83	66	
												346	A	Chicago St.	84	52	
												346	H	Chicago St.	83	60	
LAST 12 Division I GAMES:																	
241	H	Tex.-Pan American	87	84	286	A	New Mexico St.	77	106								
286	H	New Mexico St.	92	84	241	A	Tex.-Pan American	50	65								
346	A	Chicago St.	84	52	346	H	Chicago St.	83	60								
148	A	Grand Canyon	63	74	231	H	Seattle	77	65								
136	H	Bakersfield	80	87	93	H	Idaho	64	81								
341	H	Utah Valley	83	66	245	H	Western Ill.	74	80								

Non-Div I Games: Maryville (MO) 83 79

UMKC

■ Loss, 
 ■ Non-Conf, 
 ■ S Site, 
 ■ Home 
 ■ A Away 
 N Neutral



Average RPI Win:	322	WON-LOST	WINNING	LAST 10	STRENGTH OF	OPP. STRENGTH	TEAM	ADJ.	CONF.	ADJ CONF.
Average RPI Loss:	159	RECORD	PCT. RANK	GAMES	SCHEDULE	OF SCHEDULE	RPI	RPI	RPI	RPI
DIV. I ONLY	3- 19	332	1- 9	144	270	315	315	14	14	
DIV. I NON-CONF.	3- 11	292	2- 2	201	299	300	300	16	16	
TOTALS	RPI 1-25	RPI 26-50	W-L RECORDS	RPI 51-100	RPI 101-150	RPI 150+				
3- 19	0- 1	0- 1	OVERALL	0- 5	0- 2	3- 10				
2- 8	0- 0	0- 0	HOME	0- 1	0- 1	2- 6				
1- 11	0- 1	0- 1	AWAY	0- 4	0- 1	1- 4				
0- 0	0- 0	0- 0	NEUTRAL	0- 0	0- 0	0- 0				
3- 11	0- 1	0- 1	NON-CONFERENCE	0- 1	0- 2	3- 6				
2- 5	0- 0	0- 0	HOME	0- 0	0- 1	2- 4				
1- 6	0- 1	0- 1	AWAY	0- 1	0- 1	1- 2				
0- 0	0- 0	0- 0	NEUTRAL	0- 0	0- 0	0- 0				
0- 8	0- 0	0- 0	CONFERENCE	0- 4	0- 0	0- 4				
0- 3	0- 0	0- 0	HOME	0- 1	0- 0	0- 2				
0- 5	0- 0	0- 0	AWAY	0- 3	0- 0	0- 2				
0- 0	0- 0	0- 0	NEUTRAL	0- 0	0- 0	0- 0				

RPI S	Opponent	Score	RPI S	Opponent	Score	RPI S	Opponent	Score	RPI S	Opponent	Score	Team's RPI: 315
23	A Syracuse	47 88	36	A DePaul	76 90	66	A Princeton	53 76	115	H Albany (NY)	59 81	
						69	A Penn	53 71	134	A Holy Cross	59 84	
						73	A Harvard	59 77	178	H La Salle	43 54	
						73	H Harvard	63 73	208	A Yale	52 86	
						97	A American	54 77	217	H Providence	72 82	
									220	H Cornell	59 78	
									223	A Hartford	43 56	
									226	A Loyola Chicago	52 56	
									228	H New Hampshire	37 54	
									257	H Bryant	69 79	
									280	A Brown	55 71	
									298	H Massachusetts	76 72	
									307	H Columbia	59 65	
									332	A NJIT	48 45	
									336	H Vermont	66 62	
LAST 12 Division I GAMES:												
307	H Columbia	59 65	73	A Harvard	59 77							
220	H Cornell	59 78	332	A NJIT	48 45							
280	A Brown	55 71	73	H Harvard	63 73							
208	A Yale	52 86	223	A Hartford	43 56							
66	A Princeton	53 76	298	H Massachusetts	76 72							
69	A Penn	53 71	178	H La Salle	43 54							

Non-Div I Games:

Dartmouth



## La.-Lafayette

Through Games Of Feb. 16, 2014

Average RPI Win:	284	WON-LOST	WINNING	LAST 10	STRENGTH OF	OPP. STRENGTH	TEAM	ADJ.	CONF.	ADJ CONF.
Average RPI Loss:	209	RECORD	PCT. RANK	GAMES	SCHEDULE	OF SCHEDULE	RPI	RPI	RPI	RPI
DIV. I ONLY	9- 13	224	2- 8	345	292	316	316	26	26	
DIV. I NON-CONF.	5- 4	131	0- 0	344	307	261	261	26	26	
TOTALS	RPI 1-25	RPI 26-50	W-L RECORDS	RPI 51-100	RPI 101-150	RPI 150+				
9- 13	0- 0	0- 0	OVERALL	0- 1	1- 3	8- 9				
5- 6	0- 0	0- 0	HOME	0- 0	1- 2	4- 4				
4- 7	0- 0	0- 0	AWAY	0- 1	0- 1	4- 5				
0- 0	0- 0	0- 0	NEUTRAL	0- 0	0- 0	0- 0				
5- 4	0- 0	0- 0	NON-CONFERENCE	0- 1	0- 0	5- 3				
3- 1	0- 0	0- 0	HOME	0- 0	0- 0	3- 1				
2- 3	0- 0	0- 0	AWAY	0- 1	0- 0	2- 2				
0- 0	0- 0	0- 0	NEUTRAL	0- 0	0- 0	0- 0				
4- 9	0- 0	0- 0	CONFERENCE	0- 0	1- 3	3- 6				
2- 5	0- 0	0- 0	HOME	0- 0	1- 2	1- 3				
2- 4	0- 0	0- 0	AWAY	0- 0	0- 1	2- 3				
0- 0	0- 0	0- 0	NEUTRAL	0- 0	0- 0	0- 0				

RPI 1-25				RPI 26-50				RPI 51-100				RPI 101+				Team's RPI: 316	
RPI	S	Opponent	Score	RPI	S	Opponent	Score	RPI	S	Opponent	Score	RPI	S	Opponent	Score		
								76	A	Mississippi St.	51	78	118	H	Arkansas St.	77	76
												141	A	UALR	60	74	
												141	H	UALR	57	63	
												147	H	Western Ky.	63	68	
												207	H	Lamar	60	68	
												216	A	Texas St.	64	70	
												216	H	Texas St.	53	65	
												224	A	Sam Houston St.	73	83	
												234	A	Louisiana Tech	44	51	
												240	H	Georgia St.	67	72	
												246	H	Southeastern La.	66	53	
												255	A	Troy	75	87	
												285	A	La.-Monroe	68	49	
												285	H	La.-Monroe	59	66	
												293	A	Jackson St.	81	64	
												294	A	South Ala.	65	60	
												311	H	Alcorn	63	50	
												333	H	Omaha	80	68	
												334	A	Texas-Arlington	54	73	
												334	H	Texas-Arlington	66	64	
												344	A	New Orleans	71	42	
LAST 12 Division I GAMES:																	
				118	H	Arkansas St.	77	76				147	H	Western Ky.	63	68	
				141	H	UALR	57	63				240	H	Georgia St.	67	72	
				216	A	Texas St.	64	70				255	A	Troy	75	87	
				334	A	Texas-Arlington	54	73				294	A	South Ala.	65	60	
				285	H	La.-Monroe	59	66				334	H	Texas-Arlington	66	64	
				141	A	UALR	60	74				216	H	Texas St.	53	65	

Non-Div I Games: Xavier (LA) 62 54 Southern-N.O. 72 62

La.-Lafayette

Loss, Non-Conf, S Site, H Home A Away N Neutral



Average RPI Win:	284	WON-LOST	WINNING	LAST 10	STRENGTH OF	OPP. STRENGTH	TEAM	ADJ.	CONF.	ADJ CONF.
Average RPI Loss:	245	RECORD	PCT. RANK	GAMES	SCHEDULE	OF SCHEDULE	RPI	RPI	RPI	RPI
DIV. I ONLY	10- 13	201	4- 6	341	344	317	317	30	30	
DIV. I NON-CONF.	5- 6	173	0- 0	340	331	293	293	29	29	
TOTALS	RPI 1-25	RPI 26-50	W-L RECORDS	RPI 51-100	RPI 101-150	RPI 150+				
10- 13	0- 0	0- 0	OVERALL	0- 1	0- 1	10- 11				
7- 3	0- 0	0- 0	HOME	0- 0	0- 0	7- 3				
1- 9	0- 0	0- 0	AWAY	0- 1	0- 0	1- 8				
2- 1	0- 0	0- 0	NEUTRAL	0- 0	0- 1	2- 0				
5- 6	0- 0	0- 0	NON-CONFERENCE	0- 0	0- 1	5- 5				
2- 1	0- 0	0- 0	HOME	0- 0	0- 0	2- 1				
1- 4	0- 0	0- 0	AWAY	0- 0	0- 0	1- 4				
2- 1	0- 0	0- 0	NEUTRAL	0- 0	0- 1	2- 0				
5- 7	0- 0	0- 0	CONFERENCE	0- 1	0- 0	5- 6				
5- 2	0- 0	0- 0	HOME	0- 0	0- 0	5- 2				
0- 5	0- 0	0- 0	AWAY	0- 1	0- 0	0- 4				
0- 0	0- 0	0- 0	NEUTRAL	0- 0	0- 0	0- 0				

RPI 1-25				RPI 26-50				RPI 51-100				RPI 101+				Team's RPI: 317	
RPI	S	Opponent	Score	RPI	S	Opponent	Score	RPI	S	Opponent	Score	RPI	S	Opponent	Score		
								95	A	UT Martin	84 103	138	N	UAB	46 79		
												152	H	Indiana St.	53 65		
												193	A	Saint Louis	52 71		
												226	H	Loyola Chicago	81 80		
												242	A	Evansville	46 81		
												245	H	Western Ill.	68 64		
												250	H	Eastern Ky.	75 71		
												254	A	Tennessee Tech	54 64		
												264	A	Bradley	71 67		
												267	H	Austin Peay	56 64		
												281	A	Jacksonville St.	46 61		
												289	H	Morehead St.	64 75		
												290	H	Tennessee St.	80 70		
												299	N	Ga. Southern	57 50		
												306	H	SIU Edwardsville	71 61		
												308	A	Southeast Mo. St.	49 66		
												308	H	Southeast Mo. St.	53 48		
												313	A	Murray St.	74 83		
												313	H	Murray St.	80 74		
												314	A	UMKC	62 69		
												335	A	Southern Ill.	60 66		
												342	N	Air Force	76 44		
LAST 12 Division I GAMES:																	
313	A	Murray St.	74 83	267	H	Austin Peay	56 64										
308	H	Southeast Mo. St.	53 48	254	A	Tennessee Tech	54 64										
306	H	SIU Edwardsville	71 61	281	A	Jacksonville St.	46 61										
95	A	UT Martin	84 103	250	H	Eastern Ky.	75 71										
308	A	Southeast Mo. St.	49 66	289	H	Morehead St.	64 75										
313	H	Murray St.	80 74	290	H	Tennessee St.	80 70										

Non-Div I Games:

Eastern Ill.

■ Loss, 
 ■ Non-Conf, 
 ■ S Site, 
 ■ H Home 
 ■ A Away 
 N Neutral



Average RPI Win:	296	WON-LOST	WINNING	LAST 10	STRENGTH OF	OPP. STRENGTH	TEAM	ADJ.	CONF.	ADJ CONF.
Average RPI Loss:	164	RECORD	PCT. RANK	GAMES	SCHEDULE	OF SCHEDULE	RPI	RPI	RPI	RPI
DIV. I ONLY	5- 16	308	3- 7	275	214	318	318	23	23	
DIV. I NON-CONF.	3- 8	269	1- 1	302	80	288	288	25	25	
TOTALS	RPI 1-25	RPI 26-50	W-L RECORDS	RPI 51-100	RPI 101-150	RPI 150+				
5- 16	0- 1	0- 1	OVERALL	0- 4	0- 0	5- 10				
4- 4	0- 0	0- 0	HOME	0- 1	0- 0	4- 3				
1- 12	0- 1	0- 1	AWAY	0- 3	0- 0	1- 7				
0- 0	0- 0	0- 0	NEUTRAL	0- 0	0- 0	0- 0				
3- 8	0- 1	0- 1	NON-CONFERENCE	0- 2	0- 0	3- 4				
2- 1	0- 0	0- 0	HOME	0- 0	0- 0	2- 1				
1- 7	0- 1	0- 1	AWAY	0- 2	0- 0	1- 3				
0- 0	0- 0	0- 0	NEUTRAL	0- 0	0- 0	0- 0				
2- 8	0- 0	0- 0	CONFERENCE	0- 2	0- 0	2- 6				
2- 3	0- 0	0- 0	HOME	0- 1	0- 0	2- 2				
0- 5	0- 0	0- 0	AWAY	0- 1	0- 0	0- 4				
0- 0	0- 0	0- 0	NEUTRAL	0- 0	0- 0	0- 0				

RPI 1-25				RPI 26-50				RPI 51-100				RPI 101+ Team's RPI: 318			
RPI	S	Opponent	Score	RPI	S	Opponent	Score	RPI	S	Opponent	Score	RPI	S	Opponent	Score
23	A	Syracuse	42 113	40	A	Oklahoma	46 105	63	A	Virginia	46 81	151	H	USC Upstate	83 87
								85	H	N.C. A&T	63 73	153	A	Savannah St.	46 63
								92	A	Hampton	35 54	159	A	Mt. St. Mary's	61 85
								97	A	American	69 76	165	H	Coppin St.	64 80
												173	A	Old Dominion	57 82
												251	A	Howard	75 77
												251	H	Howard	66 57
												263	A	Bethune-Cookman	70 78
												265	H	N.C. Central	72 57
												282	A	Monmouth	65 67
												291	H	George Mason	93 91
												301	H	Norfolk St.	66 73
												328	A	South Carolina St.	50 63
												332	H	NJIT	68 61
												343	A	UMBC	68 45
LAST 12 Division I GAMES:															
251	H	Howard	66 57	263	A	Bethune-Cookman	70 78								
92	A	Hampton	35 54	251	A	Howard	75 77								
165	H	Coppin St.	64 80	301	H	Norfolk St.	66 73								
265	H	N.C. Central	72 57	153	A	Savannah St.	46 63								
85	H	N.C. A&T	63 73	328	A	South Carolina St.	50 63								
332	H	NJIT	68 61	159	A	Mt. St. Mary's	61 85								

Non-Div I Games: Lincoln (PA) 71 63

UMES

Loss, Non-Conf, S Site, H Home A Away N Neutral



Average RPI Win:	209	WON-LOST	WINNING	LAST 10	STRENGTH OF	OPP. STRENGTH	TEAM	ADJ.	CONF.	ADJ CONF.
Average RPI Loss:	186	RECORD	PCT. RANK	GAMES	SCHEDULE	OF SCHEDULE	RPI	RPI	RPI	RPI
DIV. I ONLY	4- 20	328	2- 7	186	301	319	319	20	20	
DIV. I NON-CONF.	2- 11	314	0- 0	146	311	291	291	19	19	
TOTALS	RPI 1-25	RPI 26-50	W-L RECORDS	RPI 51-100	RPI 101-150	RPI 150+				
4- 20	0- 0	0- 1	OVERALL	0- 2	1- 6	3- 11				
1- 9	0- 0	0- 1	HOME	0- 1	0- 3	1- 4				
1- 9	0- 0	0- 0	AWAY	0- 1	0- 2	1- 6				
2- 2	0- 0	0- 0	NEUTRAL	0- 0	1- 1	1- 1				
2- 11	0- 0	0- 0	NON-CONFERENCE	0- 2	1- 3	1- 6				
0- 3	0- 0	0- 0	HOME	0- 1	0- 1	0- 1				
0- 6	0- 0	0- 0	AWAY	0- 1	0- 1	0- 4				
2- 2	0- 0	0- 0	NEUTRAL	0- 0	1- 1	1- 1				
2- 9	0- 0	0- 1	CONFERENCE	0- 0	0- 3	2- 5				
1- 6	0- 0	0- 1	HOME	0- 0	0- 2	1- 3				
1- 3	0- 0	0- 0	AWAY	0- 0	0- 1	1- 2				
0- 0	0- 0	0- 0	NEUTRAL	0- 0	0- 0	0- 0				

RPI 1-25				RPI 26-50				RPI 51-100				RPI 101+				Team's RPI: 319	
RPI	S	Opponent	Score	RPI	S	Opponent	Score	RPI	S	Opponent	Score	RPI	S	Opponent	Score		
				46	H	South Dakota St.	53 73	73	A	Harvard	56 84	107	A	IUPUI	53 77		
								76	H	Mississippi St.	62 72				46 71		
												113	A	North Dakota	83 88		
												120	N	Montana	70 53		
												135	N	Wyoming	69 72		
												143	H	UNI	82 86		
												149	H	South Dakota	70 83		
												160	A	UTSA	68 79		
												190	N	UC Irvine	64 61		
												194	N	Northwestern St.	50 57		
												204	H	Northern Colo.	70 74		
												218	A	IPFW	51 57		
												218	H	IPFW	89 98		
												239	A	Maine	59 64		
												245	A	Western Ill.	83 77		
												245	H	Western Ill.	68 76		
												279	H	Denver	85 79		
												284	A	Milwaukee	64 76		
												333	A	Omaha	48 66		
												333	H	Omaha	57 68		
												342	A	Air Force	63 82		
LAST 12 Division I GAMES:																	
				333	H	Omaha	57 68	46	H	South Dakota St.	53 73						
				245	H	Western Ill.	68 76	245	A	Western Ill.	83 77						
				218	A	IPFW	51 57	333	A	Omaha	48 66						
				107	A	IUPUI	53 77	107	H	IUPUI	46 71						
				279	H	Denver	85 79	218	H	IPFW	89 98						
				149	H	South Dakota	70 83	204	H	Northern Colo.	70 74						

Non-Div I Games: Valley City St. 83 61 Mayville St. 112 62

North Dakota St.

Loss, Non-Conf, S Site, H Home A Away N Neutral



Average RPI Win:	278	WON-LOST	WINNING	LAST 10	STRENGTH OF	OPP. STRENGTH	TEAM	ADJ.	CONF.	ADJ CONF.
Average RPI Loss:	191	RECORD	PCT. RANK	GAMES	SCHEDULE	OF SCHEDULE	RPI	RPI	RPI	RPI
DIV. I ONLY	5- 19	316	2- 8	260	269	320	320	22	22	
DIV. I NON-CONF.	3- 8	269	0- 0	169	241	230	230	21	21	
TOTALS	RPI 1-25	RPI 26-50	W-L RECORDS	RPI 51-100	RPI 101-150	RPI 150+				
5- 19	0- 2	0- 1	OVERALL	0- 2	0- 1	5- 13				
2- 7	0- 0	0- 0	HOME	0- 2	0- 0	2- 5				
2- 11	0- 2	0- 1	AWAY	0- 0	0- 1	2- 7				
1- 1	0- 0	0- 0	NEUTRAL	0- 0	0- 0	1- 1				
3- 8	0- 2	0- 1	NON-CONFERENCE	0- 0	0- 1	3- 4				
0- 3	0- 0	0- 0	HOME	0- 0	0- 0	0- 3				
2- 4	0- 2	0- 1	AWAY	0- 0	0- 1	2- 0				
1- 1	0- 0	0- 0	NEUTRAL	0- 0	0- 0	1- 1				
2- 11	0- 0	0- 0	CONFERENCE	0- 2	0- 0	2- 9				
2- 4	0- 0	0- 0	HOME	0- 2	0- 0	2- 2				
0- 7	0- 0	0- 0	AWAY	0- 0	0- 0	0- 7				
0- 0	0- 0	0- 0	NEUTRAL	0- 0	0- 0	0- 0				

RPI 1-25				RPI 26-50				RPI 51-100				RPI 101+ Team's RPI: 320			
RPI	S	Opponent	Score	RPI	S	Opponent	Score	RPI	S	Opponent	Score	RPI	S	Opponent	Score
6	A	Tennessee	42 110	48	A	Georgia	46 81	67	H	Stetson	47 82	138	A	UAB	54 70
15	A	Kentucky	49 116					75	H	FGCU	67 85	151	A	USC Upstate	69 92
												187	A	Northern Ky.	65 72
												200	H	Belmont	52 68
												209	A	Mercer	71 76
												209	H	Mercer	72 79
												233	A	Jacksonville	65 86
												233	H	Jacksonville	94 79
												249	N	Gardner-Webb	86 68
												264	N	Bradley	85 87
												273	A	East Tenn. St.	75 78
												281	A	Jacksonville St.	86 76
												289	H	Morehead St.	77 82
												290	A	Tennessee St.	81 78
												304	A	Kennesaw St.	79 88
												304	H	Kennesaw St.	78 82
												313	H	Murray St.	79 86
												339	A	North Florida	66 78
												339	H	North Florida	84 76
LAST 12 Division I GAMES:															
339	H	North Florida	84 76	187	A	Northern Ky.	65 72								
233	H	Jacksonville	94 79	339	A	North Florida	66 78								
209	A	Mercer	71 76	233	A	Jacksonville	65 86								
304	A	Kennesaw St.	79 88	209	H	Mercer	72 79								
67	H	Stetson	47 82	304	H	Kennesaw St.	78 82								
75	H	FGCU	67 85	151	A	USC Upstate	69 92								

Non-Div I Games:

Lipscomb

■ Loss, 
 ■ Non-Conf, 
 S Site, 
 ■ Home 
 ■ Away 
 N Neutral



Average RPI Win:	342	WON-LOST	WINNING	LAST 10	STRENGTH OF	OPP. STRENGTH	TEAM	ADJ.	CONF.	ADJ CONF.
Average RPI Loss:	144	RECORD	PCT. RANK	GAMES	SCHEDULE	OF SCHEDULE	RPI	RPI	RPI	RPI
DIV. I ONLY	2- 18	340	0- 10	118	252	321	321	15	15	
DIV. I NON-CONF.	2- 5	267	0- 0	81	298	237	237	17	17	
TOTALS	RPI 1-25	RPI 26-50	W-L RECORDS	RPI 51-100	RPI 101-150	RPI 150+				
2- 18	0- 0	0- 2	OVERALL	0- 1	0- 9	2- 6				
2- 6	0- 0	0- 1	HOME	0- 0	0- 3	2- 2				
0- 12	0- 0	0- 1	AWAY	0- 1	0- 6	0- 4				
0- 0	0- 0	0- 0	NEUTRAL	0- 0	0- 0	0- 0				
2- 5	0- 0	0- 2	NON-CONFERENCE	0- 1	0- 2	2- 0				
2- 1	0- 0	0- 1	HOME	0- 0	0- 0	2- 0				
0- 4	0- 0	0- 1	AWAY	0- 1	0- 2	0- 0				
0- 0	0- 0	0- 0	NEUTRAL	0- 0	0- 0	0- 0				
0- 13	0- 0	0- 0	CONFERENCE	0- 0	0- 7	0- 6				
0- 5	0- 0	0- 0	HOME	0- 0	0- 3	0- 2				
0- 8	0- 0	0- 0	AWAY	0- 0	0- 4	0- 4				
0- 0	0- 0	0- 0	NEUTRAL	0- 0	0- 0	0- 0				

RPI S	Opponent	Score	RPI S	Opponent	Score	RPI S	Opponent	Score	RPI S	Opponent	Score	Team's RPI: 321
39	H BYU	85 90	87	A Army	51 57	104	A Colorado St.	54 59				
45	A San Diego	55 75				113	A North Dakota	55 68				
						113	H North Dakota	72 83				
						120	A Montana	52 68				
						121	H Sacramento St.	104 111				
						126	A Southern Utah	64 76				
						126	H Southern Utah	64 80				
						132	A Seton Hall	61 78				
						139	A Eastern Wash.	67 78				
						184	A Idaho St.	58 60				
						192	A Montana St.	71 87				
						204	A Northern Colo.	63 70				
						204	H Northern Colo.	49 68				
						266	A Portland St.	60 66				
						277	H Northern Ariz.	87 96				
						341	H Utah Valley	79 64				
						342	H Air Force	81 69				
LAST 12 Division I GAMES:												
126	H Southern Utah	64 80	192	A Montana St.	71 87							
204	A Northern Colo.	63 70	184	A Idaho St.	58 60							
113	A North Dakota	55 68	126	A Southern Utah	64 76							
121	H Sacramento St.	104 111	113	H North Dakota	72 83							
277	H Northern Ariz.	87 96	204	H Northern Colo.	49 68							
120	A Montana	52 68	266	A Portland St.	60 66							

Non-Div I Games: Montana Western 77 57 Walla Walla 107 25

Weber St.

Loss, Non-Conf, S Site, H Home A Away N Neutral



Average RPI Win: 298		WON-LOST	WINNING	LAST 10	STRENGTH OF	OPP. STRENGTH	TEAM	ADJ.	CONF.	ADJ CONF.
Average RPI Loss: 173		RECORD	PCT. RANK	GAMES	SCHEDULE	OF SCHEDULE	RPI	RPI	RPI	RPI
DIV. I ONLY		3- 22	337	0- 10	188	234	322	322	17	17
DIV. I NON-CONF.		1- 8	318	0- 0	244	332	328	328	15	15
TOTALS	RPI 1-25		RPI 26-50		W-L RECORDS	RPI 51-100	RPI 101-150		RPI 150+	
3- 22	0- 0		0- 0		OVERALL	0- 7	0- 2		3- 13	
1- 12	0- 0		0- 0		HOME	0- 4	0- 1		1- 7	
2- 10	0- 0		0- 0		AWAY	0- 3	0- 1		2- 6	
0- 0	0- 0		0- 0		NEUTRAL	0- 0	0- 0		0- 0	
1- 8	0- 0		0- 0		NON-CONFERENCE	0- 2	0- 0		1- 6	
0- 5	0- 0		0- 0		HOME	0- 1	0- 0		0- 4	
1- 3	0- 0		0- 0		AWAY	0- 1	0- 0		1- 2	
0- 0	0- 0		0- 0		NEUTRAL	0- 0	0- 0		0- 0	
2- 14	0- 0		0- 0		CONFERENCE	0- 5	0- 2		2- 7	
1- 7	0- 0		0- 0		HOME	0- 3	0- 1		1- 3	
1- 7	0- 0		0- 0		AWAY	0- 2	0- 1		1- 4	
0- 0	0- 0		0- 0		NEUTRAL	0- 0	0- 0		0- 0	

RPI 1-25				RPI 26-50				RPI 51-100				RPI 101+				Team's RPI: 322	
RPI	S	Opponent	Score	RPI	S	Opponent	Score	RPI	S	Opponent	Score	RPI	S	Opponent	Score		
								59	A	Marist	42	71	101	A	Fairfield	39	71
								59	H	Marist	49	64	101	H	Fairfield	40	52
								60	H	Navy	51	70	170	H	Stony Brook	47	77
								64	A	Iona	54	66	208	A	Yale	35	66
								64	H	Iona	61	65	210	H	Sacred Heart	73	76
								71	H	Quinnipiac	40	71	211	A	Rider	40	68
								92	A	Hampton	37	64	211	H	Rider	55	56
													213	A	Lehigh	54	75
													259	A	Canisius	47	48
													269	A	Manhattan	31	58
													271	H	Loyola Maryland	65	66
													272	A	Niagara	46	78
													272	H	Niagara	67	55
													280	H	Brown	52	64
													282	A	Monmouth	68	63
													282	H	Monmouth	41	52
													283	H	Siena	54	76
													340	A	Fairleigh Dickinson	62	56
LAST 12 Division I GAMES:																	
				101	A	Fairfield	39	71	64	A	Iona	54	66				
				59	H	Marist	49	64	59	A	Marist	42	71				
				283	H	Siena	54	76	211	H	Rider	55	56				
				269	A	Manhattan	31	58	71	H	Quinnipiac	40	71				
				101	H	Fairfield	40	52	272	H	Niagara	67	55				
				282	H	Monmouth	41	52	211	A	Rider	40	68				

Non-Div I Games:

Saint Peter's

Loss, Non-Conf, S Site, H Home A Away N Neutral



Average RPI Win:	203	WON-LOST	WINNING	LAST 10	STRENGTH OF	OPP. STRENGTH	TEAM	ADJ.	CONF.	ADJ CONF.
Average RPI Loss:	179	RECORD	PCT. RANK	GAMES	SCHEDULE	OF SCHEDULE	RPI	RPI	RPI	RPI
DIV. I ONLY	1- 20	344	0- 10	90	317	323	323	23	23	
DIV. I NON-CONF.	1- 10	331	0- 2	35	266	260	260	25	25	
TOTALS	RPI 1-25	RPI 26-50	W-L RECORDS	RPI 51-100	RPI 101-150	RPI 150+				
1- 20	0- 1	0- 0	OVERALL	0- 7	0- 1	1- 11				
1- 7	0- 0	0- 0	HOME	0- 2	0- 0	1- 5				
0- 11	0- 1	0- 0	AWAY	0- 5	0- 0	0- 5				
0- 2	0- 0	0- 0	NEUTRAL	0- 0	0- 1	0- 1				
1- 10	0- 1	0- 0	NON-CONFERENCE	0- 4	0- 1	1- 4				
1- 2	0- 0	0- 0	HOME	0- 1	0- 0	1- 1				
0- 6	0- 1	0- 0	AWAY	0- 3	0- 0	0- 2				
0- 2	0- 0	0- 0	NEUTRAL	0- 0	0- 1	0- 1				
0- 10	0- 0	0- 0	CONFERENCE	0- 3	0- 0	0- 7				
0- 5	0- 0	0- 0	HOME	0- 1	0- 0	0- 4				
0- 5	0- 0	0- 0	AWAY	0- 2	0- 0	0- 3				
0- 0	0- 0	0- 0	NEUTRAL	0- 0	0- 0	0- 0				

RPI 1-25				RPI 26-50				RPI 51-100				RPI 101+				Team's RPI: 323	
RPI	S	Opponent	Score	RPI	S	Opponent	Score	RPI	S	Opponent	Score	RPI	S	Opponent	Score		
16	A	North Carolina St.	52 94					69	H	Penn	51 85	101	N	Fairfield	46 75		
								83	A	Miami (FL)	42 80	165	A	Coppin St.	60 76		
								85	A	N.C. A&T	48 78	170	A	Stony Brook	55 79		
								87	A	Army	48 73	203	H	Towson	69 63		
								92	A	Hampton	45 99	220	H	Cornell	42 59		
								92	H	Hampton	46 90	251	H	Howard	66 71		
								100	A	George Washington	60 75	265	A	N.C. Central	48 50		
												274	N	Western Caro.	56 82		
												280	A	Brown	53 63		
												301	A	Norfolk St.	52 61		
												301	H	Norfolk St.	63 64		
												303	H	Delaware St.	66 86		
												328	H	South Carolina St.	53 80		
LAST 12 Division I GAMES:																	
165	A	Coppin St.	60 76	92	A	Hampton	45 99										
301	H	Norfolk St.	63 64	301	A	Norfolk St.	52 61										
92	H	Hampton	46 90	328	H	South Carolina St.	53 80										
303	H	Delaware St.	66 86	69	H	Penn	51 85										
265	A	N.C. Central	48 50	220	H	Cornell	42 59										
85	A	N.C. A&T	48 78	251	H	Howard	66 71										

Non-Div I Games: Wesley 90 55 Lincoln (PA) 86 94

Morgan St.

Loss, Non-Conf, S Site, H Home A Away N Neutral



Average RPI Win:	283	WON-LOST	WINNING	LAST 10	STRENGTH OF	OPP. STRENGTH	TEAM	ADJ.	CONF.	ADJ CONF.
Average RPI Loss:	221	RECORD	PCT. RANK	GAMES	SCHEDULE	OF SCHEDULE	RPI	RPI	RPI	RPI
DIV. I ONLY	8- 12	233	4- 6	342	346	324	324	32	32	
DIV. I NON-CONF.	4- 4	148	0- 0	182	210	205	205	32	32	
TOTALS	RPI 1-25	RPI 26-50	W-L RECORDS	RPI 51-100	RPI 101-150	RPI 150+				
8- 12	0- 0	0- 1	OVERALL	0- 1	0- 0	8- 10				
5- 5	0- 0	0- 0	HOME	0- 0	0- 0	5- 5				
2- 7	0- 0	0- 1	AWAY	0- 1	0- 0	2- 5				
1- 0	0- 0	0- 0	NEUTRAL	0- 0	0- 0	1- 0				
4- 4	0- 0	0- 1	NON-CONFERENCE	0- 1	0- 0	4- 2				
3- 2	0- 0	0- 0	HOME	0- 0	0- 0	3- 2				
0- 2	0- 0	0- 1	AWAY	0- 1	0- 0	0- 0				
1- 0	0- 0	0- 0	NEUTRAL	0- 0	0- 0	1- 0				
4- 8	0- 0	0- 0	CONFERENCE	0- 0	0- 0	4- 8				
2- 3	0- 0	0- 0	HOME	0- 0	0- 0	2- 3				
2- 5	0- 0	0- 0	AWAY	0- 0	0- 0	2- 5				
0- 0	0- 0	0- 0	NEUTRAL	0- 0	0- 0	0- 0				

RPI 1-25				RPI 26-50				RPI 51-100				RPI 101+				Team's RPI: 324	
RPI	S	Opponent	Score	RPI	S	Opponent	Score	RPI	S	Opponent	Score	RPI	S	Opponent	Score		
				38	A	Georgia Tech	58 99	76	A	Mississippi St.	49 75	153	H	Savannah St.	57 52		
												162	H	Florida A&M	64 63		
												182	A	Southern U.	44 60		
												183	H	Texas Southern	74 83		
												209	H	Mercer	54 59		
												255	H	Troy	67 77		
												270	H	Prairie View	47 58		
												275	A	Mississippi Val.	46 55		
												275	H	Mississippi Val.	54 56		
												280	N	Brown	82 81		
												287	A	Grambling	63 66		
												288	H	Samford	44 40		
												293	A	Jackson St.	64 71		
												311	A	Alcorn	49 52		
												345	A	Ark.-Pine Bluff	69 51		
												345	H	Ark.-Pine Bluff	70 61		
												347	A	Alabama A&M	81 60		
												347	H	Alabama A&M	92 45		
LAST 12 Division I GAMES:																	
				347	A	Alabama A&M	81 60	311	A	Alcorn	49 52						
				345	A	Ark.-Pine Bluff	69 51	347	H	Alabama A&M	92 45						
				275	A	Mississippi Val.	46 55	345	H	Ark.-Pine Bluff	70 61						
				183	H	Texas Southern	74 83	275	H	Mississippi Val.	54 56						
				270	H	Prairie View	47 58	293	A	Jackson St.	64 71						
				182	A	Southern U.	44 60	287	A	Grambling	63 66						

Non-Div I Games: Stillman 80 52 Mobile 69 57 Bluefield Col. 64 49

Alabama St.



## Rhode Island

Through Games Of Feb. 16, 2014

Average RPI Win: <b>320</b>	WON-LOST	WINNING	LAST 10	STRENGTH OF	OPP. STRENGTH	TEAM	ADJ.	CONF.	ADJ CONF.
Average RPI Loss: <b>147</b>	RECORD	PCT. RANK	GAMES	SCHEDULE	OF SCHEDULE	RPI	RPI	RPI	RPI
DIV. I ONLY	<b>6- 19</b>	<b>304</b>	<b>2- 8</b>	<b>266</b>	<b>181</b>	<b>325</b>	<b>325</b>	<b>9</b>	<b>9</b>
DIV. I NON-CONF.	<b>4- 8</b>	<b>242</b>	<b>0- 0</b>	<b>345</b>	<b>336</b>	<b>339</b>	<b>339</b>	<b>9</b>	<b>9</b>
TOTALS	RPI 1-25	RPI 26-50	W-L RECORDS	RPI 51-100	RPI 101-150	RPI 150+			
6- 19	0- 2	0- 0	OVERALL	0- 4	0- 3	6- 10			
5- 9	0- 1	0- 0	HOME	0- 1	0- 2	5- 5			
0- 10	0- 1	0- 0	AWAY	0- 3	0- 1	0- 5			
1- 0	0- 0	0- 0	NEUTRAL	0- 0	0- 0	1- 0			
4- 8	0- 0	0- 0	NON-CONFERENCE	0- 0	0- 1	4- 7			
3- 4	0- 0	0- 0	HOME	0- 0	0- 1	3- 3			
0- 4	0- 0	0- 0	AWAY	0- 0	0- 0	0- 4			
1- 0	0- 0	0- 0	NEUTRAL	0- 0	0- 0	1- 0			
2- 11	0- 2	0- 0	CONFERENCE	0- 4	0- 2	2- 3			
2- 5	0- 1	0- 0	HOME	0- 1	0- 1	2- 2			
0- 6	0- 1	0- 0	AWAY	0- 3	0- 1	0- 1			
0- 0	0- 0	0- 0	NEUTRAL	0- 0	0- 0	0- 0			

RPI 1-25			RPI 26-50			RPI 51-100			RPI 101+			Team's RPI: 325
RPI	S	Opponent	Score	RPI	S	Opponent	Score	RPI	S	Opponent	Score	
13	A	Saint Joseph's	35 <b>72</b>					57	H	St. Bonaventure	55 <b>63</b>	101 H VCU 44 <b>70</b>
21	H	Dayton	66 <b>73</b>					58	A	Fordham	51 <b>64</b>	116 H Delaware 43 <b>64</b>
								74	A	Duquesne	47 <b>62</b>	130 A Richmond 43 <b>49</b>
								100	A	George Washington	68 <b>83</b>	178 A La Salle 42 <b>50</b>
												178 H La Salle 44 <b>50</b>
												188 H Northeastern 59 <b>64</b>
												193 H Saint Louis 50 <b>58</b>
												196 A Fla. Atlantic 62 <b>78</b>
												202 A Boston U. 49 <b>52</b>
												213 H Lehigh 57 <b>65</b>
												217 H Providence 51 <b>54</b>
												276 A Central Conn. St. 58 <b>65</b>
												280 A Brown 56 <b>66</b>
												291 H George Mason 59 40
												298 H Massachusetts 73 64
												326 H UMass Lowell 77 70
												332 H NJIT 57 42
												336 H Vermont 63 50
												337 N Detroit 70 59
LAST 12 Division I GAMES:												
101	H	VCU	44 <b>70</b>	193	H	Saint Louis	50 <b>58</b>					
21	H	Dayton	66 <b>73</b>	57	H	St. Bonaventure	55 <b>63</b>					
178	A	La Salle	42 <b>50</b>	74	A	Duquesne	47 <b>62</b>					
298	H	Massachusetts	73 64	291	H	George Mason	59 40					
100	A	George Washington	68 <b>83</b>	13	A	Saint Joseph's	35 <b>72</b>					
58	A	Fordham	51 <b>64</b>	130	A	Richmond	43 <b>49</b>					

Non-Div I Games: Molloy 49 38

Rhode Island

■ Loss, 
 ■ Non-Conf, 
 S Site, 
 ■ Home 
 ■ Away 
 N Neutral



Average RPI Win:	338	WON-LOST	WINNING	LAST 10	STRENGTH OF	OPP. STRENGTH	TEAM	ADJ.	CONF.	ADJ CONF.
Average RPI Loss:	188	RECORD	PCT. RANK	GAMES	SCHEDULE	OF SCHEDULE	RPI	RPI	RPI	RPI
DIV. I ONLY	4- 19	327	3- 7	231	343	326	326	31	31	
DIV. I NON-CONF.	0- 10	338	0- 0	126	242	326	326	31	31	
TOTALS	RPI 1-25	RPI 26-50	W-L RECORDS	RPI 51-100	RPI 101-150	RPI 150+				
4- 19	0- 1	0- 1	OVERALL	0- 0	0- 5	4- 12				
2- 8	0- 0	0- 0	HOME	0- 0	0- 2	2- 6				
2- 11	0- 0	0- 0	AWAY	0- 0	0- 0	2- 1				
0- 0	0- 0	0- 0	NEUTRAL	0- 0	0- 0	0- 0				
0- 10	0- 1	0- 1	NON-CONFERENCE	0- 0	0- 3	0- 5				
0- 2	0- 0	0- 0	HOME	0- 0	0- 1	0- 1				
0- 8	0- 1	0- 1	AWAY	0- 0	0- 2	0- 4				
0- 0	0- 0	0- 0	NEUTRAL	0- 0	0- 0	0- 0				
4- 9	0- 0	0- 0	CONFERENCE	0- 0	0- 2	4- 7				
2- 6	0- 0	0- 0	HOME	0- 0	0- 1	2- 5				
2- 3	0- 0	0- 0	AWAY	0- 0	0- 1	2- 2				
0- 0	0- 0	0- 0	NEUTRAL	0- 0	0- 0	0- 0				

RPI 1-25				RPI 26-50				RPI 51-100				RPI 101+ Team's RPI: 326			
RPI	S	Opponent	Score	RPI	S	Opponent	Score	RPI	S	Opponent	Score	RPI	S	Opponent	Score
25	A	Oklahoma St.	52 103	31	A	Nebraska	42 77					115	A	Albany (NY)	47 93
												115	H	Albany (NY)	50 87
												132	A	Seton Hall	68 97
												134	H	Holy Cross	69 92
												146	A	St. Francis Brooklyn	59 77
												170	A	Stony Brook	63 86
												170	H	Stony Brook	68 79
												173	A	Old Dominion	57 90
												208	A	Yale	77 90
												217	H	Providence	74 109
												223	H	Hartford	76 80
												228	H	New Hampshire	68 75
												239	H	Maine	66 75
												257	A	Bryant	52 100
												325	A	Rhode Island	70 77
												329	A	Binghamton	65 54
												329	H	Binghamton	64 65
												336	A	Vermont	82 95
												336	H	Vermont	87 71
												343	A	UMBC	65 57
												343	H	UMBC	59 51
LAST 12 Division I GAMES:															
170	H	Stony Brook	68 79	239	H	Maine	66 75								
336	H	Vermont	87 71	223	H	Hartford	76 80								
343	H	UMBC	59 51	170	A	Stony Brook	63 86								
115	A	Albany (NY)	47 93	115	H	Albany (NY)	50 87								
329	A	Binghamton	65 54	343	A	UMBC	65 57								
228	H	New Hampshire	68 75	329	H	Binghamton	64 65								

Non-Div I Games: Mount Ida 73 39

UMass Lowell

■ Loss, 
 ■ Non-Conf, 
 ■ S Site, 
 ■ Home 
 ■ A Away 
 N Neutral



## Valparaiso

Through Games Of Feb. 16, 2014

Average RPI Win:	290	WON-LOST	WINNING	LAST 10	STRENGTH OF	OPP. STRENGTH	TEAM	ADJ.	CONF.	ADJ CONF.
Average RPI Loss:	169	RECORD	PCT. RANK	GAMES	SCHEDULE	OF SCHEDULE	RPI	RPI	RPI	RPI
DIV. I ONLY	3- 21	336	1- 9	225	196	327	327	21	21	
DIV. I NON-CONF.	2- 11	314	0- 1	255	158	306	306	20	20	
TOTALS	RPI 1-25	RPI 26-50	W-L RECORDS	RPI 51-100	RPI 101-150	RPI 150+				
3- 21	0- 1	0- 0	OVERALL	0- 1	0- 6	3- 13				
1- 8	0- 0	0- 0	HOME	0- 1	0- 4	1- 3				
1- 12	0- 1	0- 0	AWAY	0- 0	0- 2	1- 9				
1- 1	0- 0	0- 0	NEUTRAL	0- 0	0- 0	1- 1				
2- 11	0- 1	0- 0	NON-CONFERENCE	0- 0	0- 3	2- 7				
0- 4	0- 0	0- 0	HOME	0- 0	0- 3	0- 1				
1- 6	0- 1	0- 0	AWAY	0- 0	0- 0	1- 5				
1- 1	0- 0	0- 0	NEUTRAL	0- 0	0- 0	1- 1				
1- 10	0- 0	0- 0	CONFERENCE	0- 1	0- 3	1- 6				
1- 4	0- 0	0- 0	HOME	0- 1	0- 1	1- 2				
0- 6	0- 0	0- 0	AWAY	0- 0	0- 2	0- 4				
0- 0	0- 0	0- 0	NEUTRAL	0- 0	0- 0	0- 0				

RPI 1-25				RPI 26-50				RPI 51-100				RPI 101+ Team's RPI: 327			
RPI	S	Opponent	Score	RPI	S	Opponent	Score	RPI	S	Opponent	Score	RPI	S	Opponent	Score
1	A	Notre Dame	46 96					88	H	Wright St.	65 79	103	A	Green Bay	42 70
												107	H	IUPUI	51 84
												117	H	Butler	50 65
												129	A	Ill.-Chicago	51 69
												129	H	Ill.-Chicago	73 82
												149	H	South Dakota	70 81
												156	A	FIU	47 65
												158	A	Illinois	59 87
												181	A	Cleveland St.	74 82
												181	H	Cleveland St.	66 76
												186	A	Toledo	63 61
												191	A	Tulsa	70 84
												192	N	Montana St.	85 96
												193	A	Saint Louis	56 78
												227	A	Oakland	55 88
												232	A	Youngstown St.	56 84
												232	H	Youngstown St.	49 62
												248	H	Western Mich.	50 72
												254	A	Tennessee Tech	78 84
												284	A	Milwaukee	80 85
												337	H	Detroit	85 44
												346	N	Chicago St.	74 50
LAST 12 Division I GAMES:															
232	A	Youngstown St.	56 84	337	H	Detroit	85 44	129	A	Ill.-Chicago	51 69				
181	A	Cleveland St.	74 82	88	H	Wright St.	65 79	227	A	Oakland	55 88				
129	H	Ill.-Chicago	73 82	232	H	Youngstown St.	49 62	191	A	Tulsa	70 84				
103	A	Green Bay	42 70												
284	A	Milwaukee	80 85												
181	H	Cleveland St.	66 76												

Non-Div I Games:

Valparaiso

■ Loss, 
■ Non-Conf, 
■ S Site, 
■ H Home 
■ A Away 
N Neutral



Average RPI Win:	281	WON-LOST	WINNING	LAST 10	STRENGTH OF	OPP. STRENGTH	TEAM	ADJ.	CONF.	ADJ CONF.
Average RPI Loss:	196	RECORD	PCT. RANK	GAMES	SCHEDULE	OF SCHEDULE	RPI	RPI	RPI	RPI
DIV. I ONLY	5- 15	300	3- 7	331	210	328	328	23	23	
DIV. I NON-CONF.	1- 8	318	0- 0	284	222	333	333	25	25	
TOTALS	RPI 1-25	RPI 26-50	W-L RECORDS	RPI 51-100	RPI 101-150	RPI 150+				
5- 15	0- 1	0- 1	OVERALL	0- 1	0- 2	5- 10				
3- 4	0- 0	0- 0	HOME	0- 1	0- 0	3- 3				
2- 11	0- 1	0- 1	AWAY	0- 0	0- 2	2- 7				
0- 0	0- 0	0- 0	NEUTRAL	0- 0	0- 0	0- 0				
1- 8	0- 1	0- 1	NON-CONFERENCE	0- 0	0- 2	1- 4				
1- 0	0- 0	0- 0	HOME	0- 0	0- 0	1- 0				
0- 8	0- 1	0- 1	AWAY	0- 0	0- 2	0- 4				
0- 0	0- 0	0- 0	NEUTRAL	0- 0	0- 0	0- 0				
4- 7	0- 0	0- 0	CONFERENCE	0- 1	0- 0	4- 6				
2- 4	0- 0	0- 0	HOME	0- 1	0- 0	2- 3				
2- 3	0- 0	0- 0	AWAY	0- 0	0- 0	2- 3				
0- 0	0- 0	0- 0	NEUTRAL	0- 0	0- 0	0- 0				

RPI 1-25				RPI 26-50				RPI 51-100				RPI 101+ Team's RPI: 328			
RPI	S	Opponent	Score	RPI	S	Opponent	Score	RPI	S	Opponent	Score	RPI	S	Opponent	Score
8	A	South Carolina	26 70	48	A	Georgia	58 74	92	H	Hampton	47 78	140	A	Col. of Charleston	56 70
												144	A	Clemson	46 88
												151	A	USC Upstate	57 58
												162	A	Florida A&M	64 70
												162	H	Florida A&M	68 57
												165	A	Coppin St.	49 62
												263	A	Bethune-Cookman	56 64
												263	H	Bethune-Cookman	53 71
												265	H	N.C. Central	51 57
												281	A	Jacksonville St.	63 73
												300	H	Presbyterian	43 41
												301	H	Norfolk St.	54 59
												303	A	Delaware St.	64 60
												310	A	UNC Greensboro	63 72
												318	H	UMES	63 50
												323	A	Morgan St.	80 53
												347	A	Alabama A&M	78 81
LAST 12 Division I GAMES:															
265	H	N.C. Central	51 57	263	H	Bethune-Cookman	53 71								
303	A	Delaware St.	64 60	162	H	Florida A&M	68 57								
263	A	Bethune-Cookman	56 64	165	A	Coppin St.	49 62								
162	A	Florida A&M	64 70	323	A	Morgan St.	80 53								
92	H	Hampton	47 78	318	H	UMES	63 50								
301	H	Norfolk St.	54 59	8	A	South Carolina	26 70								

Non-Div I Games: Southern Wesleyan 104 69

South Carolina St.



Average RPI Win:	266	WON-LOST	WINNING	LAST 10	STRENGTH OF	OPP. STRENGTH	TEAM	ADJ.	CONF.	ADJ CONF.
Average RPI Loss:	205	RECORD	PCT. RANK	GAMES	SCHEDULE	OF SCHEDULE	RPI	RPI	RPI	RPI
DIV. I ONLY	4- 21	330	0- 10	248	324	329	329	31	31	
DIV. I NON-CONF.	3- 10	285	0- 0	237	234	286	286	31	31	
TOTALS	RPI 1-25	RPI 26-50	W-L RECORDS	RPI 51-100	RPI 101-150	RPI 150+				
4- 21	0- 0	0- 0	OVERALL	0- 3	0- 3	4- 15				
0- 10	0- 0	0- 0	HOME	0- 2	0- 2	0- 6				
2- 10	0- 0	0- 0	AWAY	0- 0	0- 1	2- 9				
2- 1	0- 0	0- 0	NEUTRAL	0- 1	0- 0	2- 0				
3- 10	0- 0	0- 0	NON-CONFERENCE	0- 3	0- 2	3- 5				
0- 4	0- 0	0- 0	HOME	0- 2	0- 1	0- 1				
1- 5	0- 0	0- 0	AWAY	0- 0	0- 1	1- 4				
2- 1	0- 0	0- 0	NEUTRAL	0- 1	0- 0	2- 0				
1- 11	0- 0	0- 0	CONFERENCE	0- 0	0- 1	1- 10				
0- 6	0- 0	0- 0	HOME	0- 0	0- 1	0- 5				
1- 5	0- 0	0- 0	AWAY	0- 0	0- 0	1- 5				
0- 0	0- 0	0- 0	NEUTRAL	0- 0	0- 0	0- 0				

RPI S	Opponent	Score	RPI S	Opponent	Score	RPI S	Opponent	Score	RPI S	Opponent	Score	Team's RPI: 329
						57 H	St. Bonaventure	54 63	115 H	Albany (NY)	36 66	
						66 H	Princeton	49 75	123 A	Bucknell	48 89	
						70 N	Arkansas	23 72	128 H	Buffalo	47 65	
									170 A	Stony Brook	42 62	
									170 H	Stony Brook	45 48	
									178 N	La Salle	57 56	
									211 A	Rider	63 66	
									220 A	Cornell	52 63	
									223 A	Hartford	42 66	
									228 A	New Hampshire	53 72	
									228 H	New Hampshire	46 64	
									239 A	Maine	53 65	
									239 H	Maine	51 64	
									259 H	Canisius	53 66	
									261 A	New Mexico	58 53	
									272 A	Niagara	53 69	
									283 A	Siena	41 49	
									298 N	Massachusetts	56 51	
									326 A	UMass Lowell	65 64	
									326 H	UMass Lowell	54 65	
									336 H	Vermont	57 65	
									343 A	UMBC	32 47	
LAST 12 Division I GAMES:												
228 H	New Hampshire	46 64	223 A	Hartford	42 66							
239 A	Maine	53 65	115 H	Albany (NY)	36 66							
170 A	Stony Brook	42 62	170 H	Stony Brook	45 48							
228 A	New Hampshire	53 72	239 H	Maine	51 64							
326 H	UMass Lowell	54 65	326 A	UMass Lowell	65 64							
336 H	Vermont	57 65	343 A	UMBC	32 47							

Non-Div I Games:

Binghamton

■ Loss, 
 ■ Non-Conf, 
 ■ S Site, 
 ■ H Home 
 ■ A Away 
 N Neutral



Average RPI Win:	287	WON-LOST	WINNING	LAST 10	STRENGTH OF	OPP. STRENGTH	TEAM	ADJ.	CONF.	ADJ CONF.
Average RPI Loss:	209	RECORD	PCT. RANK	GAMES	SCHEDULE	OF SCHEDULE	RPI	RPI	RPI	RPI
DIV. I ONLY	5- 19	316	5- 5	304	296	330	330	28	28	
DIV. I NON-CONF.	0- 7	338	0- 0	325	147	346	346	30	30	
TOTALS	RPI 1-25	RPI 26-50	W-L RECORDS	RPI 51-100	RPI 101-150	RPI 150+				
5- 19	0- 0	0- 0	OVERALL	0- 1	0- 4	5- 14				
2- 8	0- 0	0- 0	HOME	0- 0	0- 2	2- 6				
3- 11	0- 0	0- 0	AWAY	0- 1	0- 2	3- 8				
0- 0	0- 0	0- 0	NEUTRAL	0- 0	0- 0	0- 0				
0- 7	0- 0	0- 0	NON-CONFERENCE	0- 1	0- 2	0- 4				
0- 2	0- 0	0- 0	HOME	0- 0	0- 1	0- 1				
0- 5	0- 0	0- 0	AWAY	0- 1	0- 1	0- 3				
0- 0	0- 0	0- 0	NEUTRAL	0- 0	0- 0	0- 0				
5- 12	0- 0	0- 0	CONFERENCE	0- 0	0- 2	5- 10				
2- 6	0- 0	0- 0	HOME	0- 0	0- 1	2- 5				
3- 6	0- 0	0- 0	AWAY	0- 0	0- 1	3- 5				
0- 0	0- 0	0- 0	NEUTRAL	0- 0	0- 0	0- 0				

RPI 1-25			RPI 26-50			RPI 51-100			RPI 101+			Team's RPI: 330
RPI	S	Opponent	Score	RPI	S	Opponent	Score	RPI	S	Opponent	Score	
						99 A Wake Forest	65 92	109 A Winthrop			40 57	
								109 H Winthrop			56 68	
								122 H Virginia Tech			33 82	
								144 A Clemson			39 41	
								155 A Liberty			49 70	
								157 A High Point			62 73	
								173 A Old Dominion			37 56	
								175 A Campbell			58 72	
								175 H Campbell			61 75	
								249 A Gardner-Webb			57 71	
								249 H Gardner-Webb			55 53	
								252 A Coastal Caro.			63 62	
								252 H Coastal Caro.			66 67	
								256 H Appalachian St.			60 83	
								295 A William & Mary			53 67	
								296 A UNC Asheville			64 52	
								296 H UNC Asheville			61 68	
								300 A Presbyterian			45 70	
								300 H Presbyterian			46 53	
								301 A Norfolk St.			54 66	
								309 A Charleston So.			60 57	
								309 H Charleston So.			64 84	
								331 H Longwood			57 51	
LAST 12 Division I GAMES:												
109	A	Winthrop	40 57	175	H	Campbell	61 75					
296	A	UNC Asheville	64 52	157	A	High Point	62 73					
249	H	Gardner-Webb	55 53	331	H	Longwood	57 51					
300	H	Presbyterian	46 53	296	H	UNC Asheville	61 68					
309	A	Charleston So.	60 57	109	H	Winthrop	56 68					
252	A	Coastal Caro.	63 62	300	A	Presbyterian	45 70					

Non-Div I Games: Lynchburg 72 49 Emory &amp; Henry 74 38

Radford



Average RPI Win:	288	WON-LOST	WINNING	LAST 10	STRENGTH OF	OPP. STRENGTH	TEAM	ADJ.	CONF.	ADJ CONF.
Average RPI Loss:	210	RECORD	PCT. RANK	GAMES	SCHEDULE	OF SCHEDULE	RPI	RPI	RPI	RPI
DIV. I ONLY	7- 19	295	1- 9	320	308	331	331	28	28	
DIV. I NON-CONF.	3- 6	242	0- 0	326	267	323	323	30	30	
TOTALS	RPI 1-25	RPI 26-50	W-L RECORDS	RPI 51-100	RPI 101-150	RPI 150+				
7- 19	0- 0	0- 0	OVERALL	0- 0	0- 4	7- 15				
4- 9	0- 0	0- 0	HOME	0- 0	0- 2	4- 7				
3- 10	0- 0	0- 0	AWAY	0- 0	0- 2	3- 8				
0- 0	0- 0	0- 0	NEUTRAL	0- 0	0- 0	0- 0				
3- 6	0- 0	0- 0	NON-CONFERENCE	0- 0	0- 3	3- 3				
2- 4	0- 0	0- 0	HOME	0- 0	0- 2	2- 2				
1- 2	0- 0	0- 0	AWAY	0- 0	0- 1	1- 1				
0- 0	0- 0	0- 0	NEUTRAL	0- 0	0- 0	0- 0				
4- 13	0- 0	0- 0	CONFERENCE	0- 0	0- 1	4- 12				
2- 5	0- 0	0- 0	HOME	0- 0	0- 0	2- 5				
2- 8	0- 0	0- 0	AWAY	0- 0	0- 1	2- 7				
0- 0	0- 0	0- 0	NEUTRAL	0- 0	0- 0	0- 0				

RPI 1-25			RPI 26-50			RPI 51-100			RPI 101+			Team's RPI: 331
RPI	S	Opponent	Score	RPI	S	Opponent	Score	RPI	S	Opponent	Score	
								109	A	Winthrop	49	70
								123	H	Bucknell	47	71
								130	H	Richmond	71	77
								132	A	Seton Hall	46	63
								153	H	Savannah St.	55	79
								155	A	Liberty	41	74
								157	A	High Point	54	68
								157	H	High Point	65	81
								175	A	Campbell	54	63
								175	H	Campbell	55	74
								215	A	Xavier	67	64
								249	A	Gardner-Webb	73	74
								249	H	Gardner-Webb	59	57
								250	H	Eastern Ky.	47	60
								252	A	Coastal Caro.	55	64
								252	H	Coastal Caro.	53	83
								291	A	George Mason	65	66
								295	H	William & Mary	59	52
								296	A	UNC Asheville	52	69
								296	H	UNC Asheville	65	69
								300	A	Presbyterian	46	43
								300	H	Presbyterian	61	66
								309	A	Charleston So.	78	71
								309	H	Charleston So.	71	59
								330	A	Radford	51	57
								341	H	Utah Valley	59	57
LAST 12 Division I GAMES:												
296	A	UNC Asheville	52	69	157	H	High Point	65	81			
249	A	Gardner-Webb	73	74	155	A	Liberty	41	74			
300	H	Presbyterian	61	66	109	A	Winthrop	49	70			
309	H	Charleston So.	71	59	330	A	Radford	51	57			
252	A	Coastal Caro.	55	64	249	H	Gardner-Webb	59	57			
175	A	Campbell	54	63	296	H	UNC Asheville	65	69			

Non-Div I Games:

Longwood

■ Loss, 
 ■ Non-Conf, 
 ■ S Site, 
 ■ H Home 
 ■ A Away 
 N Neutral



NJIT				STRENGTH OF SCHEDULE	OPP. STRENGTH OF SCHEDULE	TEAM RPI	ADJ. RPI	CONF. RPI	ADJ CONF. RPI
Average RPI Win:	261	WON-LOST RECORD	WINNING PCT. RANK						
Average RPI Loss:	192		LAST 10 GAMES						
DIV. I ONLY	5- 20	318	2- 8	256	289	332	332	33	33
DIV. I NON-CONF.	5- 20	295	2- 10	266	315	324	324	33	33
TOTALS	RPI 1-25	RPI 26-50	W-L RECORDS	RPI 51-100	RPI 101-150	RPI 150+			
5- 20	0- 0	0- 1	OVERALL	0- 2	1- 6	4- 11			
4- 8	0- 0	0- 0	HOME	0- 1	1- 4	3- 3			
1- 12	0- 0	0- 1	AWAY	0- 1	0- 2	1- 8			
0- 0	0- 0	0- 0	NEUTRAL	0- 0	0- 0	0- 0			
5- 20	0- 0	0- 1	NON-CONFERENCE	0- 2	1- 6	4- 11			
4- 8	0- 0	0- 0	HOME	0- 1	1- 4	3- 3			
1- 12	0- 0	0- 1	AWAY	0- 1	0- 2	1- 8			
0- 0	0- 0	0- 0	NEUTRAL	0- 0	0- 0	0- 0			
0- 0	0- 0	0- 0	CONFERENCE	0- 0	0- 0	0- 0			
0- 0	0- 0	0- 0	HOME	0- 0	0- 0	0- 0			
0- 0	0- 0	0- 0	AWAY	0- 0	0- 0	0- 0			
0- 0	0- 0	0- 0	NEUTRAL	0- 0	0- 0	0- 0			

RPI 1-25			RPI 26-50			RPI 51-100			RPI 101+ Team's RPI: 332		
RPI	S	Opponent	Score	RPI	S	Opponent	Score	RPI	S	Opponent	Score
				46	A	South Dakota St.	46 71	69	A	Penn	48 84
								73	H	Harvard	56 75
LAST 12 Division I GAMES:											
306	A	SIU Edwardsville	54 59	303	A	Delaware St.	72 75	340	H	Fairleigh Dickinson	84 71
318	A	UMES	61 68	278	H	Marshall	56 57				
69	A	Penn	48 84	144	H	Clemson	37 84				
315	H	Dartmouth	45 48	262	H	Wagner	58 52				
73	H	Harvard	56 75	101	H	VCU	72 77				
280	H	Brown	48 43	132	A	Seton Hall	48 74				

Non-Div I Games:

NJIT

■ Loss, 
 ■ Non-Conf, 
 ■ S Site, 
 ■ H Home 
 ■ A Away 
 N Neutral



Average RPI Win: <b>311</b>	WON-LOST	WINNING	LAST 10	STRENGTH OF	OPP. STRENGTH	TEAM	ADJ.	CONF.	ADJ CONF.
Average RPI Loss: <b>196</b>	RECORD	PCT. RANK	GAMES	SCHEDULE	OF SCHEDULE	RPI	RPI	RPI	RPI
DIV. I ONLY	7- 14	266	2- 8	343	307	333	333	20	20
DIV. I NON-CONF.	5- 6	173	0- 1	347	347	327	327	19	19
-----									
TOTALS	RPI 1-25	RPI 26-50	W-L RECORDS	RPI 51-100	RPI 101-150	RPI 150+			
7- 14	0- 0	0- 2	OVERALL	0- 0	0- 3	7- 9			
4- 5	0- 0	0- 1	HOME	0- 0	0- 1	4- 3			
1- 9	0- 0	0- 1	AWAY	0- 0	0- 2	1- 6			
2- 0	0- 0	0- 0	NEUTRAL	0- 0	0- 0	2- 0			
5- 6	0- 0	0- 0	NON-CONFERENCE	0- 0	0- 1	5- 5			
3- 1	0- 0	0- 0	HOME	0- 0	0- 0	3- 1			
0- 5	0- 0	0- 0	AWAY	0- 0	0- 1	0- 4			
2- 0	0- 0	0- 0	NEUTRAL	0- 0	0- 0	2- 0			
2- 8	0- 0	0- 2	CONFERENCE	0- 0	0- 2	2- 4			
1- 4	0- 0	0- 1	HOME	0- 0	0- 1	1- 2			
1- 4	0- 0	0- 1	AWAY	0- 0	0- 1	1- 2			
0- 0	0- 0	0- 0	NEUTRAL	0- 0	0- 0	0- 0			

RPI 1-25				RPI 26-50				RPI 51-100				RPI 101+ Team's RPI: 333			
RPI	S	Opponent	Score	RPI	S	Opponent	Score	RPI	S	Opponent	Score	RPI	S	Opponent	Score
				46	A	South Dakota St.	60 71					107	H	IUPUI	45 77
				46	H	South Dakota St.	66 80					136	A	Bakersfield	65 69
												149	A	South Dakota	51 75
												154	A	Long Beach St.	61 77
												204	A	Northern Colo.	73 78
												218	H	IPFW	71 81
												241	N	Tex.-Pan American	73 61
												245	A	Western Ill.	65 71
												245	H	Western Ill.	62 84
												267	N	Austin Peay	70 54
												279	A	Denver	66 73
												284	H	Milwaukee	48 68
												311	A	Alcorn	45 50
												316	A	La.-Lafayette	68 80
												319	A	North Dakota St.	68 57
												319	H	North Dakota St.	66 48
												342	H	Air Force	84 56
												345	H	Ark.-Pine Bluff	76 48
												346	H	Chicago St.	76 62
LAST 12 Division I GAMES:															
319	A	North Dakota St.	68 57	279	A	Denver	66 73								
46	A	South Dakota St.	60 71	46	H	South Dakota St.	66 80								
245	A	Western Ill.	65 71	319	H	North Dakota St.	66 48								
107	H	IUPUI	45 77	245	H	Western Ill.	62 84								
218	H	IPFW	71 81	284	H	Milwaukee	48 68								
149	A	South Dakota	51 75	267	N	Austin Peay	70 54								

Non-Div I Games: Doane 80 72 Eureka 102 54 Graceland (IA) 109 52

Omaha

Loss, Non-Conf, S Site, H Home A Away N Neutral



Average RPI Win:	262	WON-LOST	WINNING	LAST 10	STRENGTH OF	OPP. STRENGTH	TEAM	ADJ.	CONF.	ADJ CONF.
Average RPI Loss:	200	RECORD	PCT. RANK	GAMES	SCHEDULE	OF SCHEDULE	RPI	RPI	RPI	RPI
DIV. I ONLY	3- 18	331	2- 8	251	286	334	334	26	26	
DIV. I NON-CONF.	1- 8	318	0- 0	162	208	314	314	26	26	
TOTALS	RPI 1-25	RPI 26-50	W-L RECORDS	RPI 51-100	RPI 101-150	RPI 150+				
3- 18	0- 1	0- 1	OVERALL	0- 0	0- 4	3- 12				
2- 8	0- 0	0- 0	HOME	0- 0	0- 3	2- 5				
1- 10	0- 1	0- 1	AWAY	0- 0	0- 1	1- 7				
0- 0	0- 0	0- 0	NEUTRAL	0- 0	0- 0	0- 0				
1- 8	0- 1	0- 1	NON-CONFERENCE	0- 0	0- 1	1- 5				
1- 2	0- 0	0- 0	HOME	0- 0	0- 1	1- 1				
0- 6	0- 1	0- 1	AWAY	0- 0	0- 0	0- 4				
0- 0	0- 0	0- 0	NEUTRAL	0- 0	0- 0	0- 0				
2- 10	0- 0	0- 0	CONFERENCE	0- 0	0- 3	2- 7				
1- 6	0- 0	0- 0	HOME	0- 0	0- 2	1- 4				
1- 4	0- 0	0- 0	AWAY	0- 0	0- 1	1- 3				
0- 0	0- 0	0- 0	NEUTRAL	0- 0	0- 0	0- 0				

RPI 1-25				RPI 26-50				RPI 51-100				RPI 101+ Team's RPI: 334			
RPI	S	Opponent	Score	RPI	S	Opponent	Score	RPI	S	Opponent	Score	RPI	S	Opponent	Score
25	A	Oklahoma St.	35 74	40	A	Oklahoma	46 99					101	H	VCU	63 74
												118	H	Arkansas St.	62 66
												141	H	UALR	57 64
												147	A	Western Ky.	46 59
												160	A	UTSA	56 74
												216	A	Texas St.	60 68
												216	H	Texas St.	49 54
												222	H	North Texas	55 70
												230	H	A&M-Corpus Christi	75 64
												240	A	Georgia St.	67 51
												241	A	Tex.-Pan American	63 75
												253	A	Houston Baptist	60 72
												255	H	Troy	62 85
												277	A	Northern Ariz.	65 85
												285	A	La.-Monroe	65 70
												285	H	La.-Monroe	67 84
												294	H	South Ala.	72 73
												316	A	La.-Lafayette	64 66
												316	H	La.-Lafayette	73 54
LAST 12 Division I GAMES:															
216	H	Texas St.	49 54	255	H	Troy	62 85								
285	A	La.-Monroe	65 70	216	A	Texas St.	60 68								
316	H	La.-Lafayette	73 54	316	A	La.-Lafayette	64 66								
240	A	Georgia St.	67 51	285	H	La.-Monroe	67 84								
147	A	Western Ky.	46 59	141	H	UALR	57 64								
294	H	South Ala.	72 73	118	H	Arkansas St.	62 66								

Non-Div I Games: Incarnate Word 48 52 Abilene Christian 72 79

Texas-Arlington



Average RPI Win:	257	WON-LOST	WINNING	LAST 10	STRENGTH OF	OPP. STRENGTH	TEAM	ADJ.	CONF.	ADJ CONF.
Average RPI Loss:	197	RECORD	PCT. RANK	GAMES	SCHEDULE	OF SCHEDULE	RPI	RPI	RPI	RPI
DIV. I ONLY	4- 20	328	1- 9	301	263	335	335	18	18	
DIV. I NON-CONF.	2- 9	299	0- 0	324	343	336	336	18	18	
TOTALS	RPI 1-25	RPI 26-50	W-L RECORDS	RPI 51-100	RPI 101-150	RPI 150+				
4- 20	0- 0	0- 0	OVERALL	0- 3	0- 2	4- 15				
3- 10	0- 0	0- 0	HOME	0- 2	0- 1	3- 7				
1- 10	0- 0	0- 0	AWAY	0- 1	0- 1	1- 8				
0- 0	0- 0	0- 0	NEUTRAL	0- 0	0- 0	0- 0				
2- 9	0- 0	0- 0	NON-CONFERENCE	0- 2	0- 0	2- 7				
1- 5	0- 0	0- 0	HOME	0- 2	0- 0	1- 3				
1- 4	0- 0	0- 0	AWAY	0- 0	0- 0	1- 4				
0- 0	0- 0	0- 0	NEUTRAL	0- 0	0- 0	0- 0				
2- 11	0- 0	0- 0	CONFERENCE	0- 1	0- 2	2- 8				
2- 5	0- 0	0- 0	HOME	0- 0	0- 1	2- 4				
0- 6	0- 0	0- 0	AWAY	0- 1	0- 1	0- 4				
0- 0	0- 0	0- 0	NEUTRAL	0- 0	0- 0	0- 0				

RPI S	Opponent	Score	RPI S	Opponent	Score	RPI S	Opponent	Score	RPI S	Opponent	Score	Team's RPI: 335
						68	A Wichita St.	51 74	143	A UNI	53 87	
						88	H Wright St.	64 67	143	H UNI	48 78	
						95	H UT Martin	55 85	152	A Indiana St.	35 72	
									152	H Indiana St.	44 63	
									158	A Illinois	43 78	
									161	A Missouri St.	58 76	
									185	A Drake	72 74	
									185	H Drake	55 80	
									205	A Central Ark.	39 37	
									218	A IPFW	62 79	
									226	H Loyola Chicago	48 60	
									236	A Illinois St.	63 68	
									236	H Illinois St.	59 76	
									242	H Evansville	66 57	
									264	H Bradley	100 96	
									267	H Austin Peay	69 71	
									278	A Marshall	59 82	
									289	H Morehead St.	50 59	
									308	A Southeast Mo. St.	50 72	
									317	H Eastern Ill.	66 60	
									346	H Chicago St.	51 55	
LAST 12 Division I GAMES:												
236	A	Illinois St.	63	68	242	H	Evansville	66	57			
152	A	Indiana St.	35	72	152	H	Indiana St.	44	63			
185	H	Drake	55	80	236	H	Illinois St.	59	76			
143	H	UNI	48	78	143	A	UNI	53	87			
161	A	Missouri St.	58	76	185	A	Drake	72	74			
68	A	Wichita St.	51	74	226	H	Loyola Chicago	48	60			

Non-Div I Games:

Southern Ill.



[illegible]

Vermont



Average RPI Win:	310	WON-LOST	WINNING	LAST 10	STRENGTH OF	OPP. STRENGTH	TEAM	ADJ.	CONF.	ADJ CONF.
Average RPI Loss:	194	RECORD	PCT. RANK	GAMES	SCHEDULE	OF SCHEDULE	RPI	RPI	RPI	RPI
DIV. I ONLY	3- 19	332	1- 9	311	265	337	337	21	21	
DIV. I NON-CONF.	2- 9	299	0- 0	320	317	334	334	20	20	
TOTALS	RPI 1-25	RPI 26-50	W-L RECORDS	RPI 51-100	RPI 101-150	RPI 150+				
3- 19	0- 0	0- 1	OVERALL	0- 2	0- 2	3- 14				
1- 8	0- 0	0- 0	HOME	0- 1	0- 2	1- 5				
0- 10	0- 0	0- 1	AWAY	0- 1	0- 0	0- 8				
2- 1	0- 0	0- 0	NEUTRAL	0- 0	0- 0	2- 1				
2- 9	0- 0	0- 1	NON-CONFERENCE	0- 1	0- 0	2- 7				
0- 4	0- 0	0- 0	HOME	0- 1	0- 0	0- 3				
0- 4	0- 0	0- 1	AWAY	0- 0	0- 0	0- 3				
2- 1	0- 0	0- 0	NEUTRAL	0- 0	0- 0	2- 1				
1- 10	0- 0	0- 0	CONFERENCE	0- 1	0- 2	1- 7				
1- 4	0- 0	0- 0	HOME	0- 0	0- 2	1- 2				
0- 6	0- 0	0- 0	AWAY	0- 1	0- 0	0- 5				
0- 0	0- 0	0- 0	NEUTRAL	0- 0	0- 0	0- 0				

RPI 1-25	RPI 26-50	RPI 51-100	RPI 101+	Team's RPI: 337
RPI S Opponent Score	RPI S Opponent Score	RPI S Opponent Score	RPI S Opponent Score	
	42 A Michigan St. 41 80	86 H Michigan 63 83	103 H Green Bay 72 84	
		88 A Wright St. 57 82	129 H Ill.-Chicago 67 83	
			164 H Ball St. 74 80	
			179 H Eastern Mich. 96 104	
			181 A Cleveland St. 74 79	
			181 H Cleveland St. 71 78	
			186 A Toledo 70 79	
			218 H IPFW 73 84	
			227 A Oakland 78 97	
			227 H Oakland 63 78	
			232 A Youngstown St. 71 80	
			248 A Western Mich. 86 103	
			259 A Canisius 67 77	
			284 A Milwaukee 69 81	
			284 H Milwaukee 80 68	
			299 N Ga. Southern 82 79	
			325 N Rhode Island 59 70	
			327 A Valparaiso 44 85	
			346 N Chicago St. 85 64	
LAST 12 Division I GAMES:				
	181 A Cleveland St. 74 79	327 A Valparaiso 44 85		
	227 A Oakland 78 97	129 H Ill.-Chicago 67 83		
	284 H Milwaukee 80 68	227 H Oakland 63 78		
	103 H Green Bay 72 84	181 H Cleveland St. 71 78		
	232 A Youngstown St. 71 80	88 A Wright St. 57 82		
	284 A Milwaukee 69 81	218 H IPFW 73 84		

Non-Div I Games: Madonna 76 86 Lawrence Tech 84 60

Detroit

Loss, Non-Conf, S Site, H Home A Away N Neutral



## Wofford

Through Games Of Feb. 16, 2014

Average RPI Win:	264	WON-LOST	WINNING	LAST 10	STRENGTH OF	OPP. STRENGTH	TEAM	ADJ.	CONF.	ADJ CONF.
Average RPI Loss:	224	RECORD	PCT. RANK	GAMES	SCHEDULE	OF SCHEDULE	RPI	RPI	RPI	RPI
DIV. I ONLY	4- 18	325	2- 8	317	313	338	338	25	25	
DIV. I NON-CONF.	1- 8	318	0- 1	311	326	341	341	24	24	
TOTALS	RPI 1-25	RPI 26-50	W-L RECORDS	RPI 51-100	RPI 101-150	RPI 150+				
4- 18	0- 1	0- 1	OVERALL	0- 0	0- 1	4- 15				
4- 4	0- 0	0- 0	HOME	0- 0	0- 0	4- 4				
0- 13	0- 1	0- 1	AWAY	0- 0	0- 1	0- 10				
0- 1	0- 0	0- 0	NEUTRAL	0- 0	0- 0	0- 1				
1- 8	0- 1	0- 0	NON-CONFERENCE	0- 0	0- 1	1- 6				
1- 1	0- 0	0- 0	HOME	0- 0	0- 0	1- 1				
0- 6	0- 1	0- 0	AWAY	0- 0	0- 1	0- 4				
0- 1	0- 0	0- 0	NEUTRAL	0- 0	0- 0	0- 1				
3- 10	0- 0	0- 1	CONFERENCE	0- 0	0- 0	3- 9				
3- 3	0- 0	0- 0	HOME	0- 0	0- 0	3- 3				
0- 7	0- 0	0- 1	AWAY	0- 0	0- 0	0- 6				
0- 0	0- 0	0- 0	NEUTRAL	0- 0	0- 0	0- 0				

RPI 1-25				RPI 26-50				RPI 51-100				RPI 101+ Team's RPI: 338			
RPI	S	Opponent	Score	RPI	S	Opponent	Score	RPI	S	Opponent	Score	RPI	S	Opponent	Score
20	A	Maryland	53 110	44	A	Chattanooga	36 75					144	A	Clemson	50 72
												163	A	Davidson	74 88
												176	A	Furman	58 82
												176	H	Furman	72 80
												177	H	Elon	68 65
												249	A	Gardner-Webb	57 68
												251	N	Howard	55 63
												256	A	Appalachian St.	54 61
												256	H	Appalachian St.	43 63
												265	H	N.C. Central	44 53
												274	A	Western Caro.	47 66
												274	H	Western Caro.	61 58
												278	A	Marshall	56 71
												288	A	Samford	52 64
												288	H	Samford	55 61
												296	H	UNC Asheville	67 55
												299	A	Ga. Southern	70 79
												301	A	Norfolk St.	59 67
												309	A	Charleston So.	45 68
												310	H	UNC Greensboro	76 70
LAST 12 Division I GAMES:															
288	H	Samford	55 61	288	A	Samford	52 64								
176	H	Furman	72 80	44	A	Chattanooga	36 75								
274	A	Western Caro.	47 66	176	A	Furman	58 82								
256	A	Appalachian St.	54 61	256	H	Appalachian St.	43 63								
177	H	Elon	68 65	274	H	Western Caro.	61 58								
310	H	UNC Greensboro	76 70	251	N	Howard	55 63								

Non-Div I Games: Bluefield Col. 63 44

Wofford

Loss, Non-Conf, S Site, H Home A Away N Neutral



## North Florida

Through Games Of Feb. 16, 2014

Average RPI Win:	312	WON-LOST	WINNING	LAST 10	STRENGTH OF	OPP. STRENGTH	TEAM	ADJ.	CONF.	ADJ CONF.
Average RPI Loss:	192	RECORD	PCT. RANK	GAMES	SCHEDULE	OF SCHEDULE	RPI	RPI	RPI	RPI
DIV. I ONLY	4- 18	325	1- 9	324	268	339	339	22	22	
DIV. I NON-CONF.	3- 7	260	0- 0	332	257	332	332	21	21	
TOTALS	RPI 1-25	RPI 26-50	W-L RECORDS	RPI 51-100	RPI 101-150	RPI 150+				
4- 18	0- 0	0- 1	OVERALL	0- 4	0- 1	4- 12				
4- 5	0- 0	0- 0	HOME	0- 0	0- 0	4- 5				
0- 12	0- 0	0- 1	AWAY	0- 4	0- 1	0- 6				
0- 1	0- 0	0- 0	NEUTRAL	0- 0	0- 0	0- 1				
3- 7	0- 0	0- 1	NON-CONFERENCE	0- 2	0- 1	3- 3				
3- 1	0- 0	0- 0	HOME	0- 0	0- 0	3- 1				
0- 5	0- 0	0- 1	AWAY	0- 2	0- 1	0- 1				
0- 1	0- 0	0- 0	NEUTRAL	0- 0	0- 0	0- 1				
1- 11	0- 0	0- 0	CONFERENCE	0- 2	0- 0	1- 9				
1- 4	0- 0	0- 0	HOME	0- 0	0- 0	1- 4				
0- 7	0- 0	0- 0	AWAY	0- 2	0- 0	0- 5				
0- 0	0- 0	0- 0	NEUTRAL	0- 0	0- 0	0- 0				

RPI	S	Opponent	Score	RPI	S	Opponent	Score	RPI	S	Opponent	Score	RPI	S	Opponent	Score	Team's RPI: 339
32	A	Florida St.	42 61	56	A	Florida	77 88	144	A	Clemson	44 48					
				67	A	Stetson	67 75	151	H	USC Upstate	51 62					
				75	A	FGCU	34 54	187	A	Northern Ky.	65 78					
				83	A	Miami (FL)	39 79	187	H	Northern Ky.	51 57					
								209	A	Mercer	48 62					
								233	A	Jacksonville	42 74					
								233	H	Jacksonville	51 66					
								273	H	East Tenn. St.	57 72					
								283	N	Siena	60 61					
								288	H	Samford	62 44					
								290	H	Tennessee St.	51 67					
								299	H	Ga. Southern	56 47					
								304	A	Kennesaw St.	51 59					
								320	A	Lipscomb	76 84					
								320	H	Lipscomb	78 66					
								336	A	Vermont	44 68					
								342	H	Air Force	61 40					
LAST 12 Division I GAMES:																
320	A	Lipscomb	76 84	67	A	Stetson	67 75									
187	A	Northern Ky.	65 78	320	H	Lipscomb	78 66									
233	H	Jacksonville	51 66	187	H	Northern Ky.	51 57									
273	H	East Tenn. St.	57 72	233	A	Jacksonville	42 74									
151	H	USC Upstate	51 62	304	A	Kennesaw St.	51 59									
75	A	FGCU	34 54	209	A	Mercer	48 62									

Non-Div I Games: Edward Waters 76 55

North Florida

■ Loss, 
 ■ Non-Conf, 
 ■ S Site, 
 ■ Home 
 ■ A Away 
 N Neutral



Average RPI Win:	285	WON-LOST	WINNING	LAST 10	STRENGTH OF	OPP. STRENGTH	TEAM	ADJ.	CONF.	ADJ CONF.
Average RPI Loss:	210	RECORD	PCT. RANK	GAMES	SCHEDULE	OF SCHEDULE	RPI	RPI	RPI	RPI
DIV. I ONLY	2- 22	342	1- 9	255	325	340	340	27	27	
DIV. I NON-CONF.	1- 10	331	0- 0	289	301	340	340	27	27	
TOTALS	RPI 1-25	RPI 26-50	W-L RECORDS	RPI 51-100	RPI 101-150	RPI 150+				
2- 22	0- 1	0- 0	OVERALL	0- 1	0- 2	2- 18				
2- 11	0- 0	0- 0	HOME	0- 0	0- 1	2- 10				
0- 10	0- 1	0- 0	AWAY	0- 1	0- 1	0- 7				
0- 1	0- 0	0- 0	NEUTRAL	0- 0	0- 0	0- 1				
1- 10	0- 1	0- 0	NON-CONFERENCE	0- 1	0- 0	1- 8				
1- 5	0- 0	0- 0	HOME	0- 0	0- 0	1- 5				
0- 4	0- 1	0- 0	AWAY	0- 1	0- 0	0- 2				
0- 1	0- 0	0- 0	NEUTRAL	0- 0	0- 0	0- 1				
1- 12	0- 0	0- 0	CONFERENCE	0- 0	0- 2	1- 10				
1- 6	0- 0	0- 0	HOME	0- 0	0- 1	1- 5				
0- 6	0- 0	0- 0	AWAY	0- 0	0- 1	0- 5				
0- 0	0- 0	0- 0	NEUTRAL	0- 0	0- 0	0- 0				

RPI 1-25				RPI 26-50				RPI 51-100				RPI 101+ Team's RPI: 340			
RPI	S	Opponent	Score	RPI	S	Opponent	Score	RPI	S	Opponent	Score	RPI	S	Opponent	Score
17	A	West Virginia	47 94					87	A	Army	51 75	146	A	St. Francis Brooklyn	51 67
												146	H	St. Francis Brooklyn	55 57
												156	A	FIU	57 79
												159	H	Mt. St. Mary's	70 88
												162	N	Florida A&M	52 62
												170	H	Stony Brook	58 68
												206	H	McNeese St.	62 69
												210	A	Sacred Heart	70 85
												214	A	Saint Francis (PA)	89 111
												214	H	Saint Francis (PA)	69 110
												221	A	Robert Morris	51 66
												221	H	Robert Morris	58 67
												257	A	Bryant	63 77
												257	H	Bryant	51 81
												262	H	Wagner	82 70
												269	H	Manhattan	63 73
												276	A	Central Conn. St.	67 72
												283	H	Siena	58 82
												302	H	LIU Brooklyn	64 86
												307	H	Columbia	69 59
												322	H	Saint Peter's	56 62
												332	A	NJIT	71 84
LAST 12 Division I GAMES:															
257	H	Bryant	51 81	214	H	Saint Francis (PA)	69 110								
159	H	Mt. St. Mary's	70 88	302	H	LIU Brooklyn	64 86								
262	H	Wagner	82 70	276	A	Central Conn. St.	67 72								
146	A	St. Francis Brooklyn	51 67	221	A	Robert Morris	51 66								
210	A	Sacred Heart	70 85	214	A	Saint Francis (PA)	89 111								
221	H	Robert Morris	58 67	146	H	St. Francis Brooklyn	55 57								

Non-Div I Games:

Fairleigh Dickinson



## Utah Valley

Through Games Of Feb. 16, 2014

Average RPI Win:	291	WON-LOST	WINNING	LAST 10	STRENGTH OF	OPP. STRENGTH	TEAM	ADJ.	CONF.	ADJ CONF.
Average RPI Loss:	208	RECORD	PCT. RANK	GAMES	SCHEDULE	OF SCHEDULE	RPI	RPI	RPI	RPI
DIV. I ONLY	3- 20	335	1- 9	325	311	341	341	29	29	
DIV. I NON-CONF.	2- 10	306	1- 0	341	293	345	345	28	28	
TOTALS	RPI 1-25	RPI 26-50	W-L RECORDS	RPI 51-100	RPI 101-150	RPI 150+				
3- 20	0- 0	0- 0	OVERALL	0- 2	0- 5	3- 13				
2- 10	0- 0	0- 0	HOME	0- 1	0- 3	2- 6				
1- 10	0- 0	0- 0	AWAY	0- 1	0- 2	1- 7				
0- 0	0- 0	0- 0	NEUTRAL	0- 0	0- 0	0- 0				
2- 10	0- 0	0- 0	NON-CONFERENCE	0- 0	0- 2	2- 8				
2- 4	0- 0	0- 0	HOME	0- 0	0- 1	2- 3				
0- 6	0- 0	0- 0	AWAY	0- 0	0- 1	0- 5				
0- 0	0- 0	0- 0	NEUTRAL	0- 0	0- 0	0- 0				
1- 10	0- 0	0- 0	CONFERENCE	0- 2	0- 3	1- 5				
0- 6	0- 0	0- 0	HOME	0- 1	0- 2	0- 3				
1- 4	0- 0	0- 0	AWAY	0- 1	0- 1	1- 2				
0- 0	0- 0	0- 0	NEUTRAL	0- 0	0- 0	0- 0				

RPI S	Opponent	Score	RPI S	Opponent	Score	RPI S	Opponent	Score	RPI S	Opponent	Score	Team's RPI: 341
						93	A Idaho	61 69	121	H Sacramento St.	84 87	
						93	H Idaho	55 96	126	A Southern Utah	63 74	
									136	H Bakersfield	59 61	
									148	A Grand Canyon	51 88	
									148	H Grand Canyon	63 66	
									168	H Nevada	67 79	
									174	A Utah	70 81	
									184	H Idaho St.	59 56	
									195	A Boise St.	60 63	
									231	A Seattle	65 69	
									231	H Seattle	67 75	
									235	H Santa Clara	61 64	
									241	H Tex.-Pan American	54 64	
									277	H Northern Ariz.	66 80	
									286	H New Mexico St.	78 83	
									291	A George Mason	64 82	
									314	A UMKC	66 83	
									321	A Weber St.	64 79	
									331	A Longwood	57 59	
									344	H New Orleans	89 49	
									346	A Chicago St.	72 46	
LAST 12 Division I GAMES:												
			93	A Idaho	61 69		314	A UMKC	66 83			
			231	A Seattle	65 69		231	H Seattle	67 75			
			148	H Grand Canyon	63 66		93	H Idaho	55 96			
			286	H New Mexico St.	78 83		148	A Grand Canyon	51 88			
			241	H Tex.-Pan American	54 64		136	H Bakersfield	59 61			
			346	A Chicago St.	72 46		344	H New Orleans	89 49			

Non-Div I Games: Walla Walla 114 27

Utah Valley

■ Loss, 
■ Non-Conf, 
■ S Site, 
■ H Home 
■ A Away 
N Neutral



Average RPI Win:	319	WON-LOST	WINNING	LAST 10	STRENGTH OF	OPP. STRENGTH	TEAM	ADJ.	CONF.	ADJ CONF.
Average RPI Loss:	205	RECORD	PCT. RANK	GAMES	SCHEDULE	OF SCHEDULE	RPI	RPI	RPI	RPI
DIV. I ONLY	1- 22	346	0- 10	280	285	342	342	19	19	
DIV. I NON-CONF.	1- 9	326	0- 0	335	337	347	347	22	22	
TOTALS	RPI 1-25	RPI 26-50	W-L RECORDS	RPI 51-100	RPI 101-150	RPI 150+				
1- 22	0- 0	0- 1	OVERALL	0- 1	0- 5	1- 15				
1- 10	0- 0	0- 0	HOME	0- 0	0- 2	1- 8				
0- 11	0- 0	0- 1	AWAY	0- 1	0- 3	0- 6				
0- 1	0- 0	0- 0	NEUTRAL	0- 0	0- 0	0- 1				
1- 9	0- 0	0- 1	NON-CONFERENCE	0- 1	0- 0	1- 7				
1- 3	0- 0	0- 0	HOME	0- 0	0- 0	1- 3				
0- 5	0- 0	0- 1	AWAY	0- 1	0- 0	0- 3				
0- 1	0- 0	0- 0	NEUTRAL	0- 0	0- 0	0- 1				
0- 13	0- 0	0- 0	CONFERENCE	0- 0	0- 5	0- 8				
0- 7	0- 0	0- 0	HOME	0- 0	0- 2	0- 5				
0- 6	0- 0	0- 0	AWAY	0- 0	0- 3	0- 3				
0- 0	0- 0	0- 0	NEUTRAL	0- 0	0- 0	0- 0				

RPI S	Opponent	Score	RPI S	Opponent	Score	RPI S	Opponent	Score	RPI S	Opponent	Score	Team's RPI: 342
27	A North Carolina	26 87	68	A Wichita St.	37 61	104	A Colorado St.	28 88				
						104	H Colorado St.	49 87				
						135	A Wyoming	47 82				
						145	A Fresno St.	49 76				
						145	H Fresno St.	43 77				
						168	H Nevada	74 84				
						189	A San Diego St.	39 72				
						189	H San Diego St.	66 77				
						195	H Boise St.	63 77				
						197	A Utah St.	78 88				
						204	H Northern Colo.	60 71				
						225	H UNLV	65 72				
						258	A San Jose St.	70 79				
						258	H San Jose St.	71 84				
						279	H Denver	64 72				
						306	H SIU Edwardsville	55 76				
						317	N Eastern Ill.	44 76				
						319	H North Dakota St.	82 63				
						321	A Weber St.	69 81				
						333	A Omaha	56 84				
						339	A North Florida	40 61				
LAST 12 Division I GAMES:												
189	H San Diego St.	66 77	135	A Wyoming	47 82							
258	H San Jose St.	71 84	104	H Colorado St.	49 87							
104	A Colorado St.	28 88	258	A San Jose St.	70 79							
145	A Fresno St.	49 76	189	A San Diego St.	39 72							
168	H Nevada	74 84	145	H Fresno St.	43 77							
195	H Boise St.	63 77	225	H UNLV	65 72							

Non-Div I Games:

Air Force

■ Loss, 
■ Non-Conf, 
■ S Site, 
■ H Home 
■ A Away 
N Neutral



Average RPI Win:	333	WON-LOST	WINNING	LAST 10	STRENGTH OF	OPP. STRENGTH	TEAM	ADJ.	CONF.	ADJ CONF.
Average RPI Loss:	223	RECORD	PCT. RANK	GAMES	SCHEDULE	OF SCHEDULE	RPI	RPI	RPI	RPI
DIV. I ONLY	2- 22	342	1- 9	289	347	343	343	31	31	
DIV. I NON-CONF.	0- 11	338	0- 0	297	325	343	343	31	31	
TOTALS	RPI 1-25	RPI 26-50	W-L RECORDS	RPI 51-100	RPI 101-150	RPI 150+				
2- 22	0- 0	0- 0	OVERALL	0- 1	0- 3	2- 18				
2- 8	0- 0	0- 0	HOME	0- 1	0- 2	2- 5				
0- 10	0- 0	0- 0	AWAY	0- 0	0- 1	0- 9				
0- 4	0- 0	0- 0	NEUTRAL	0- 0	0- 0	0- 4				
0- 11	0- 0	0- 0	NON-CONFERENCE	0- 1	0- 1	0- 9				
0- 3	0- 0	0- 0	HOME	0- 1	0- 1	0- 1				
0- 4	0- 0	0- 0	AWAY	0- 0	0- 0	0- 4				
0- 4	0- 0	0- 0	NEUTRAL	0- 0	0- 0	0- 4				
2- 11	0- 0	0- 0	CONFERENCE	0- 0	0- 2	2- 9				
2- 5	0- 0	0- 0	HOME	0- 0	0- 1	2- 4				
0- 6	0- 0	0- 0	AWAY	0- 0	0- 1	0- 5				
0- 0	0- 0	0- 0	NEUTRAL	0- 0	0- 0	0- 0				

RPI 1-25			RPI 26-50			RPI 51-100			RPI 101+			Team's RPI: 343
RPI	S	Opponent	Score	RPI	S	Opponent	Score	RPI	S	Opponent	Score	
						97 H American	39 60	101 H VCU			55 75	
								115 A Albany (NY)			39 65	
								115 H Albany (NY)			46 56	
								165 A Coppin St.			62 78	
								170 A Stony Brook			62 66	
								198 N Ohio			36 84	
								203 A Towson			57 64	
								211 N Rider			48 60	
								221 A Robert Morris			39 51	
								223 H Hartford			55 65	
								228 A New Hampshire			35 46	
								228 H New Hampshire			47 60	
								239 A Maine			39 68	
								239 H Maine			48 61	
								271 A Loyola Maryland			49 56	
								280 N Brown			53 92	
								301 N Norfolk St.			43 56	
								318 H UMES			45 68	
								326 A UMass Lowell			51 59	
								326 H UMass Lowell			57 65	
								329 H Binghamton			47 32	
								336 A Vermont			59 63	
								336 H Vermont			77 62	
LAST 12 Division I GAMES:												
336 H Vermont			77 62	223 H Hartford			55 65					
115 H Albany (NY)			46 56	170 A Stony Brook			62 66					
326 A UMass Lowell			51 59	336 A Vermont			59 63					
228 A New Hampshire			35 46	228 H New Hampshire			47 60					
239 H Maine			48 61	326 H UMass Lowell			57 65					
115 A Albany (NY)			39 65	239 A Maine			39 68					

Non-Div I Games: Eastern 59 50

UMBC

■ Loss, 
 ■ Non-Conf, 
 ■ S Site, 
 ■ H Home 
 ■ A Away 
 N Neutral



Average RPI Win:	0	WON-LOST	WINNING	LAST 10	STRENGTH OF	OPP. STRENGTH	TEAM	ADJ.	CONF.	ADJ CONF.
Average RPI Loss:	216	RECORD	PCT. RANK	GAMES	SCHEDULE	OF SCHEDULE	RPI	RPI	RPI	RPI
DIV. I ONLY	0- 22	347	0- 9	265	306	344	344	24	24	
DIV. I NON-CONF.	0- 11	338	0- 0	259	308	342	342	23	23	
TOTALS	RPI 1-25	RPI 26-50	W-L RECORDS	RPI 51-100	RPI 101-150	RPI 150+				
0- 22	0- 0	0- 2	OVERALL	0- 2	0- 0	0- 18				
0- 7	0- 0	0- 0	HOME	0- 0	0- 0	0- 7				
0- 14	0- 0	0- 1	AWAY	0- 2	0- 0	0- 11				
0- 1	0- 0	0- 1	NEUTRAL	0- 0	0- 0	0- 0				
0- 11	0- 0	0- 2	NON-CONFERENCE	0- 2	0- 0	0- 7				
0- 3	0- 0	0- 0	HOME	0- 0	0- 0	0- 3				
0- 7	0- 0	0- 1	AWAY	0- 2	0- 0	0- 4				
0- 1	0- 0	0- 1	NEUTRAL	0- 0	0- 0	0- 0				
0- 11	0- 0	0- 0	CONFERENCE	0- 0	0- 0	0- 11				
0- 4	0- 0	0- 0	HOME	0- 0	0- 0	0- 4				
0- 7	0- 0	0- 0	AWAY	0- 0	0- 0	0- 7				
0- 0	0- 0	0- 0	NEUTRAL	0- 0	0- 0	0- 0				

RPI S	Opponent	Score	RPI S	Opponent	Score	RPI S	Opponent	Score	RPI S	Opponent	Score	Team's RPI: 344
27	N North Carolina	41 124	76	A Mississippi St.	38 111	199	A Nicholls St.	40 89				
49	A Southern Miss.	61 83	81	A Tulane	46 81	199	H Nicholls St.	45 63				
						205	A Central Ark.	30 62				
						206	A McNeese St.	59 82				
						206	H McNeese St.	54 84				
						207	H Lamar	53 80				
						224	H Sam Houston St.	47 78				
						230	A A&M-Corpus Christi	44 97				
						234	A Louisiana Tech	39 69				
						246	A Southeastern La.	55 84				
						253	A Houston Baptist	54 66				
						268	A Oral Roberts	62 93				
						281	H Jacksonville St.	51 54				
						287	H Grambling	52 76				
						293	A Jackson St.	50 72				
						313	A Murray St.	47 88				
						316	H La.-Lafayette	42 71				
						341	A Utah Valley	49 89				
LAST 12 Division I GAMES:												
206	H McNeese St.	54 84	253	A Houston Baptist	54 66							
199	H Nicholls St.	45 63	224	H Sam Houston St.	47 78							
205	A Central Ark.	30 62	207	H Lamar	53 80							
268	A Oral Roberts	62 93	206	A McNeese St.	59 82							
246	A Southeastern La.	55 84	199	A Nicholls St.	40 89							
230	A A&M-Corpus Christi	44 97	341	A Utah Valley	49 89							

Non-Div I Games: Abilene Christian 44 88 Incarnate Word 38 67

New Orleans

Loss, Non-Conf, S Site, H Home A Away N Neutral



Average RPI Win:	317	WON-LOST	WINNING	LAST 10	STRENGTH OF	OPP. STRENGTH	TEAM	ADJ.	CONF.	ADJ CONF.
Average RPI Loss:	223	RECORD	PCT. RANK	GAMES	SCHEDULE	OF SCHEDULE	RPI	RPI	RPI	RPI
DIV. I ONLY	2- 18	340	2- 8	334	331	345	345	32	32	
DIV. I NON-CONF.	0- 8	338	0- 0	274	69	337	337	32	32	
TOTALS	RPI 1-25	RPI 26-50	W-L RECORDS	RPI 51-100	RPI 101-150	RPI 150+				
2- 18	0- 0	0- 2	OVERALL	0- 0	0- 2	2- 14				
2- 4	0- 0	0- 0	HOME	0- 0	0- 0	2- 4				
0- 14	0- 0	0- 2	AWAY	0- 0	0- 2	0- 10				
0- 0	0- 0	0- 0	NEUTRAL	0- 0	0- 0	0- 0				
0- 8	0- 0	0- 2	NON-CONFERENCE	0- 0	0- 2	0- 4				
0- 0	0- 0	0- 0	HOME	0- 0	0- 0	0- 0				
0- 8	0- 0	0- 2	AWAY	0- 0	0- 2	0- 4				
0- 0	0- 0	0- 0	NEUTRAL	0- 0	0- 0	0- 0				
2- 10	0- 0	0- 0	CONFERENCE	0- 0	0- 0	2- 10				
2- 4	0- 0	0- 0	HOME	0- 0	0- 0	2- 4				
0- 6	0- 0	0- 0	AWAY	0- 0	0- 0	0- 6				
0- 0	0- 0	0- 0	NEUTRAL	0- 0	0- 0	0- 0				

RPI S	Opponent	Score	RPI S	Opponent	Score	RPI S	Opponent	Score	RPI S	Opponent	Score	Team's RPI: 345
29	A Iowa	38 76	31	A Nebraska	55 78				110	A Marquette	44 96	
									137	A Memphis	45 91	
									182	A Southern U.	68 77	
									182	H Southern U.	70 84	
									183	A Texas Southern	51 75	
									215	A Xavier	39 69	
									228	A Arizona	54 67	
									244	A Texas Tech	50 58	
									270	A Prairie View	62 75	
									275	A Mississippi Val.	49 60	
									287	H Grambling	64 58	
									293	H Jackson St.	69 78	
									311	H Alcorn	58 64	
									324	A Alabama St.	61 70	
									324	H Alabama St.	51 69	
									333	A Omaha	48 76	
									347	A Alabama A&M	63 87	
									347	H Alabama A&M	79 72	
LAST 12 Division I GAMES:												
182	A Southern U.	68 77	270	A Prairie View	62 75							
324	H Alabama St.	51 69	311	H Alcorn	58 64							
347	H Alabama A&M	79 72	182	H Southern U.	70 84							
293	H Jackson St.	69 78	324	A Alabama St.	61 70							
287	H Grambling	64 58	347	A Alabama A&M	63 87							
183	A Texas Southern	51 75	275	A Mississippi Val.	49 60							

Non-Div I Games: Talladega 75 77 Philander Smith 57 42

Ark.-Pine Bluff

Loss, Non-Conf, S Site, H Home A Away N Neutral



Average RPI Win:	335	WON-LOST	WINNING	LAST 10	STRENGTH OF	OPP. STRENGTH	TEAM	ADJ.	CONF.	ADJ CONF.
Average RPI Loss:	231	RECORD	PCT. RANK	GAMES	SCHEDULE	OF SCHEDULE	RPI	RPI	RPI	RPI
DIV. I ONLY	1- 20	344	0- 9	337	321	346	346	29	29	
DIV. I NON-CONF.	1- 9	326	0- 0	339	302	344	344	28	28	
TOTALS	RPI 1-25	RPI 26-50	W-L RECORDS	RPI 51-100	RPI 101-150	RPI 150+				
1- 20	0- 0	0- 0	OVERALL	0- 3	0- 3	1- 14				
0- 11	0- 0	0- 0	HOME	0- 2	0- 2	0- 7				
1- 7	0- 0	0- 0	AWAY	0- 1	0- 1	1- 5				
0- 2	0- 0	0- 0	NEUTRAL	0- 0	0- 0	0- 2				
1- 9	0- 0	0- 0	NON-CONFERENCE	0- 2	0- 1	1- 6				
0- 4	0- 0	0- 0	HOME	0- 1	0- 1	0- 2				
1- 3	0- 0	0- 0	AWAY	0- 1	0- 0	1- 2				
0- 2	0- 0	0- 0	NEUTRAL	0- 0	0- 0	0- 2				
0- 11	0- 0	0- 0	CONFERENCE	0- 1	0- 2	0- 8				
0- 7	0- 0	0- 0	HOME	0- 1	0- 1	0- 5				
0- 4	0- 0	0- 0	AWAY	0- 0	0- 1	0- 3				
0- 0	0- 0	0- 0	NEUTRAL	0- 0	0- 0	0- 0				

RPI S	Opponent	Score	RPI S	Opponent	Score	RPI S	Opponent	Score	RPI S	Opponent	Score	Team's RPI: 346
						82	A Northwestern	33 64	107	H IUPUI	47 68	
						88	H Wright St.	62 84	136	H Bakersfield	59 90	
						93	H Idaho	42 92	148	A Grand Canyon	53 84	
									226	H Loyola Chicago	63 77	
									231	H Seattle	58 85	
									241	A Tex.-Pan American	44 66	
									241	H Tex.-Pan American	52 75	
									243	A Miami (OH)	39 55	
									248	H Western Mich.	49 67	
									286	A New Mexico St.	61 82	
									286	H New Mexico St.	64 74	
									314	A UMKC	60 83	
									314	H UMKC	52 84	
									327	N Valparaiso	50 74	
									333	A Omaha	62 76	
									335	A Southern Ill.	55 51	
									337	N Detroit	64 85	
									341	H Utah Valley	46 72	
LAST 12 Division I GAMES:												
			286	H New Mexico St.	64 74		241	A Tex.-Pan American	44 66			
			241	H Tex.-Pan American	52 75		286	A New Mexico St.	61 82			
			314	H UMKC	52 84		314	A UMKC	60 83			
			148	A Grand Canyon	53 84		93	H Idaho	42 92			
			341	H Utah Valley	46 72		231	H Seattle	58 85			
			136	H Bakersfield	59 90		226	H Loyola Chicago	63 77			

Non-Div I Games: Purdue-Calumet 62 68 Indiana Tech 74 51 Ind.-Northwest 68 50

Chicago St.

Loss, Non-Conf, S Site, H Home A Away N Neutral



## Alabama A&amp;M

Through Games Of Feb. 16, 2014

Average RPI Win:	329	WON-LOST	WINNING	LAST 10	STRENGTH OF	OPP. STRENGTH	TEAM	ADJ.	CONF.	ADJ CONF.
Average RPI Loss:	243	RECORD	PCT. RANK	GAMES	SCHEDULE	OF SCHEDULE	RPI	RPI	RPI	RPI
DIV. I ONLY	3- 19	332	1- 9	347	330	347	347	32	32	
DIV. I NON-CONF.	2- 8	295	0- 0	329	188	338	338	32	32	
TOTALS	RPI 1-25	RPI 26-50	W-L RECORDS	RPI 51-100	RPI 101-150	RPI 150+				
3- 19	0- 0	0- 1	OVERALL	0- 2	0- 0	3- 16				
3- 6	0- 0	0- 0	HOME	0- 1	0- 0	3- 5				
0- 13	0- 0	0- 1	AWAY	0- 1	0- 0	0- 11				
0- 0	0- 0	0- 0	NEUTRAL	0- 0	0- 0	0- 0				
2- 8	0- 0	0- 1	NON-CONFERENCE	0- 2	0- 0	2- 5				
2- 2	0- 0	0- 0	HOME	0- 1	0- 0	2- 1				
0- 6	0- 0	0- 1	AWAY	0- 1	0- 0	0- 4				
0- 0	0- 0	0- 0	NEUTRAL	0- 0	0- 0	0- 0				
1- 11	0- 0	0- 0	CONFERENCE	0- 0	0- 0	1- 11				
1- 4	0- 0	0- 0	HOME	0- 0	0- 0	1- 4				
0- 7	0- 0	0- 0	AWAY	0- 0	0- 0	0- 7				
0- 0	0- 0	0- 0	NEUTRAL	0- 0	0- 0	0- 0				

RPI S	Opponent	Score	RPI S	Opponent	Score	RPI S	Opponent	Score	RPI S	Opponent	Score	Team's RPI: 347
38	A Georgia Tech	56 93	54	H Auburn	49 77	182	A Southern U.	59 81	183	H Texas Southern	61 66	
			90	A Alabama	32 60	234	A Louisiana Tech	51 81	250	A Eastern Ky.	69 89	
						270	H Prairie View	60 68	273	A East Tenn. St.	65 82	
						275	A Mississippi Val.	56 68	275	H Mississippi Val.	77 83	
						287	A Grambling	77 90	293	A Jackson St.	70 77	
						304	A Kennesaw St.	79 83	308	H Southeast Mo. St.	64 76	
						311	A Alcorn	60 63	313	H Murray St.	69 62	
						324	A Alabama St.	45 92	324	H Alabama St.	60 81	
						328	H South Carolina St.	81 78	345	A Ark.-Pine Bluff	72 79	
						345	H Ark.-Pine Bluff	87 63				
LAST 12 Division I GAMES:												
324	H Alabama St.	60 81	182	A Southern U.	59 81							
275	A Mississippi Val.	56 68	324	A Alabama St.	45 92							
345	A Ark.-Pine Bluff	72 79	275	H Mississippi Val.	77 83							
270	H Prairie View	60 68	345	H Ark.-Pine Bluff	87 63							
183	H Texas Southern	61 66	287	A Grambling	77 90							
311	A Alcorn	60 63	293	A Jackson St.	70 77							

Non-Div I Games:

Alabama A&amp;M

■ Loss, 
 ■ Non-Conf, S Site, 
 ■ Home 
 ■ Away 
 N Neutral