

Average RPI Win: 270		WON-LOST	WINNING	LAST 10	STRENGTH OF	OPP. STRENGTH	TEAM	ADJ.	CONF.	ADJ CONF.
Average RPI Loss: 218		RECORD	PCT. RANK	GAMES	SCHEDULE	OF SCHEDULE	RPI	RPI	RPI	RPI
DIV. I ONLY		11- 12	196	6- 4	335	321	270	270	28	28
DIV. I NON-CONF.		3- 7	250	0- 0	330	295	324	324	28	28
TOTALS		RPI 1-25	RPI 26-50	W-L RECORDS	RPI 51-100	RPI 101-150	RPI 150+			
11- 12	0- 0		0- 0	OVERALL	0- 0	0- 1	11- 11			
5- 6	0- 0		0- 0	HOME	0- 0	0- 0	5- 6			
5- 6	0- 0		0- 0	AWAY	0- 0	0- 1	5- 5			
1- 0	0- 0		0- 0	NEUTRAL	0- 0	0- 0	1- 0			
3- 7	0- 0		0- 0	NON-CONFERENCE	0- 0	0- 1	3- 6			
1- 4	0- 0		0- 0	HOME	0- 0	0- 0	1- 4			
1- 3	0- 0		0- 0	AWAY	0- 0	0- 1	1- 2			
1- 0	0- 0		0- 0	NEUTRAL	0- 0	0- 0	1- 0			
8- 5	0- 0		0- 0	CONFERENCE	0- 0	0- 0	8- 5			
4- 2	0- 0		0- 0	HOME	0- 0	0- 0	4- 2			
4- 3	0- 0		0- 0	AWAY	0- 0	0- 0	4- 3			
0- 0	0- 0		0- 0	NEUTRAL	0- 0	0- 0	0- 0			

RPI 1-25				RPI 26-50				RPI 51-100				RPI 101+ Team's RPI: 270			
RPI	S	Opponent	Score	RPI	S	Opponent	Score	RPI	S	Opponent	Score	RPI	S	Opponent	Score
												130	A	Cal Poly	48 63
												154	A	Stephen F. Austin	55 64
												154	H	Stephen F. Austin	62 74
												184	H	Lamar	56 51
												191	H	Texas-Arlington	28 42
												197	A	Tex.-Pan American	60 57
												203	H	Texas Southern	68 63
												215	H	Northwestern St.	59 66
												222	H	Tennessee St.	61 72
												225	A	Nicholls St.	75 59
												232	H	McNeese St.	76 65
												235	H	Oakland	54 61
												246	A	UNLV	65 77
												256	A	Rice	54 59
												261	A	Central Ark.	59 63
												272	H	Houston	66 68
												285	A	Houston Baptist	54 59
												302	N	Kent St.	57 47
												303	A	Sam Houston St.	63 50
												306	A	Southeastern La.	74 53
												336	H	Incarnate Word	63 54
												340	A	New Orleans	58 46
												340	H	New Orleans	66 52
LAST 12 Division I GAMES:															
				154	H	Stephen F. Austin	62 74					340	A	New Orleans	58 46
				340	H	New Orleans	66 52					306	A	Southeastern La.	74 53
				303	A	Sam Houston St.	63 50					225	A	Nicholls St.	75 59
				285	A	Houston Baptist	54 59					215	H	Northwestern St.	59 66
				154	A	Stephen F. Austin	55 64					232	H	McNeese St.	76 65
				336	H	Incarnate Word	63 54					184	H	Lamar	56 51

Non-Div I Games:      Huston-Tillotson    99    33

A&amp;M-Corpus Christi

Loss, Non-Conf, S Site, H Home A Away N Neutral



Average RPI Win:	280	WON-LOST	WINNING	LAST 10	STRENGTH OF	OPP. STRENGTH	TEAM	ADJ.	CONF.	ADJ CONF.
Average RPI Loss:	187	RECORD	PCT. RANK	GAMES	SCHEDULE	OF SCHEDULE	RPI	RPI	RPI	RPI
DIV. I ONLY	9- 10	201	5- 4	317	314	260	260	28	28	
DIV. I NON-CONF.	4- 3	136	0- 0	272	261	149	149	28	28	
TOTALS	RPI 1-25	RPI 26-50	W-L RECORDS	RPI 51-100	RPI 101-150	RPI 150+				
9- 10	0- 0	0- 0	OVERALL	0- 2	0- 0	9- 8				
4- 5	0- 0	0- 0	HOME	0- 0	0- 0	4- 5				
4- 5	0- 0	0- 0	AWAY	0- 2	0- 0	4- 3				
1- 0	0- 0	0- 0	NEUTRAL	0- 0	0- 0	1- 0				
4- 3	0- 0	0- 0	NON-CONFERENCE	0- 2	0- 0	4- 1				
2- 0	0- 0	0- 0	HOME	0- 0	0- 0	2- 0				
1- 3	0- 0	0- 0	AWAY	0- 2	0- 0	1- 1				
1- 0	0- 0	0- 0	NEUTRAL	0- 0	0- 0	1- 0				
5- 7	0- 0	0- 0	CONFERENCE	0- 0	0- 0	5- 7				
2- 5	0- 0	0- 0	HOME	0- 0	0- 0	2- 5				
3- 2	0- 0	0- 0	AWAY	0- 0	0- 0	3- 2				
0- 0	0- 0	0- 0	NEUTRAL	0- 0	0- 0	0- 0				

RPI 1-25			RPI 26-50			RPI 51-100			RPI 101+ Team's RPI: 260		
RPI	S	Opponent	Score	RPI	S	Opponent	Score	RPI	S	Opponent	Score
								153	H	Eastern Wash.	79 72
								154	H	Stephen F. Austin	69 71
								177	A	UTSA	57 70
								184	A	Lamar	72 76
								184	H	Lamar	58 73
								215	A	Northwestern St.	56 61
								223	N	George Mason	88 86
								225	H	Nicholls St.	39 63
								232	A	McNeese St.	75 59
								261	H	Central Ark.	60 66
								285	A	Houston Baptist	53 50
								303	A	Sam Houston St.	63 48
								303	H	Sam Houston St.	58 63
								306	H	Southeastern La.	75 74
								336	H	Incarinate Word	78 54
								342	A	UMKC	80 55
								344	H	Air Force	80 44
LAST 12 Division I GAMES:											
303	A	Sam Houston St.	63 48	303	H	Sam Houston St.	58 63				
306	H	Southeastern La.	75 74	154	H	Stephen F. Austin	69 71				
184	H	Lamar	58 73	232	A	McNeese St.	75 59				
184	A	Lamar	72 76	225	H	Nicholls St.	39 63				
285	A	Houston Baptist	53 50	215	A	Northwestern St.	56 61				
336	H	Incarinate Word	78 54	261	H	Central Ark.	60 66				

Non-Div I Games: Howard Payne 102 60 Angelo St. 70 55 Wayland Baptist 91 64 Southwestern Christ100 52  
Abilene Christian

Loss, Non-Conf, S Site, H Home A Away N Neutral



## Air Force

Through Games Of Feb. 15, 2015

Average RPI Win:	271	WON-LOST	WINNING	LAST 10	STRENGTH OF	OPP. STRENGTH	TEAM	ADJ.	CONF.	ADJ CONF.
Average RPI Loss:	204	RECORD	PCT. RANK	GAMES	SCHEDULE	OF SCHEDULE	RPI	RPI	RPI	RPI
DIV. I ONLY	2- 23	345	1- 9	269	298	344	344	22	22	
DIV. I NON-CONF.	1- 10	329	0- 0	255	344	343	343	19	19	
TOTALS	RPI 1-25	RPI 26-50	W-L RECORDS	RPI 51-100	RPI 101-150	RPI 150+				
2- 23	0- 0	0- 0	OVERALL	0- 2	0- 5	2- 16				
2- 9	0- 0	0- 0	HOME	0- 0	0- 2	2- 7				
0- 14	0- 0	0- 0	AWAY	0- 2	0- 3	0- 9				
0- 0	0- 0	0- 0	NEUTRAL	0- 0	0- 0	0- 0				
1- 10	0- 0	0- 0	NON-CONFERENCE	0- 1	0- 1	1- 8				
1- 3	0- 0	0- 0	HOME	0- 0	0- 0	1- 3				
0- 7	0- 0	0- 0	AWAY	0- 1	0- 1	0- 5				
0- 0	0- 0	0- 0	NEUTRAL	0- 0	0- 0	0- 0				
1- 13	0- 0	0- 0	CONFERENCE	0- 1	0- 4	1- 8				
1- 6	0- 0	0- 0	HOME	0- 0	0- 2	1- 4				
0- 7	0- 0	0- 0	AWAY	0- 1	0- 2	0- 4				
0- 0	0- 0	0- 0	NEUTRAL	0- 0	0- 0	0- 0				

RPI S	Opponent	Score	RPI S	Opponent	Score	RPI S	Opponent	Score	RPI S	Opponent	Score	Team's RPI: 344
						76	A Colorado St.	42 62	124	A Boise St.	54 81	
						95	A Army	35 79	124	H Boise St.	69 88	
									128	A Bakersfield	56 96	
									149	A New Mexico	46 69	
									149	H New Mexico	47 70	
									173	A SIUE	51 86	
									183	A Northern Colo.	35 76	
									196	H Santa Clara	64 85	
									209	A Wyoming	51 74	
									218	A San Diego St.	47 70	
									218	H San Diego St.	65 74	
									231	H Southern Utah	57 73	
									240	A San Jose St.	64 91	
									240	H San Jose St.	83 80	
									243	H Weber St.	53 71	
									246	A UNLV	61 82	
									246	H UNLV	79 91	
									260	A Abilene Christian	44 80	
									267	H Utah St.	53 69	
									277	H Nevada	53 76	
									301	H Omaha	65 57	
									310	A Denver	66 107	
									328	A Utah Valley	44 58	
LAST 12 Division I GAMES:												
246	A	UNLV	61	82	124	A	Boise St.	54	81			
124	H	Boise St.	69	88	218	A	San Diego St.	47	70			
209	A	Wyoming	51	74	267	H	Utah St.	53	69			
149	A	New Mexico	46	69	149	H	New Mexico	47	70			
246	H	UNLV	79	91	76	A	Colorado St.	42	62			
240	H	San Jose St.	83	80	240	A	San Jose St.	64	91			

Non-Div I Games:

Air Force

■ Loss, 
 ■ Non-Conf, S Site, 
 ■ Home 
 ■ Away 
 N Neutral



Average RPI Win: <b>199</b>	WON-LOST	WINNING	LAST 10	STRENGTH OF	OPP. STRENGTH	TEAM	ADJ.	CONF.	ADJ CONF.
Average RPI Loss: <b>120</b>	RECORD	PCT. RANK	GAMES	SCHEDULE	OF SCHEDULE	RPI	RPI	RPI	RPI
DIV. I ONLY	18- 5	31	7- 3	199	179	67	67	16	16
DIV. I NON-CONF.	9- 1	21	0- 0	293	173	62	62	18	18
TOTALS	RPI 1-25	RPI 26-50	W-L RECORDS	RPI 51-100	RPI 101-150	RPI 150+			
18- 5	0- 0	0- 0	OVERALL	1- 3	5- 1	12- 1			
11- 1	0- 0	0- 0	HOME	1- 0	3- 1	7- 0			
5- 4	0- 0	0- 0	AWAY	0- 3	2- 0	3- 1			
2- 0	0- 0	0- 0	NEUTRAL	0- 0	0- 0	2- 0			
9- 1	0- 0	0- 0	NON-CONFERENCE	0- 1	1- 0	8- 0			
5- 0	0- 0	0- 0	HOME	0- 0	1- 0	4- 0			
2- 1	0- 0	0- 0	AWAY	0- 1	0- 0	2- 0			
2- 0	0- 0	0- 0	NEUTRAL	0- 0	0- 0	2- 0			
9- 4	0- 0	0- 0	CONFERENCE	1- 2	4- 1	4- 1			
6- 1	0- 0	0- 0	HOME	1- 0	2- 1	3- 0			
3- 3	0- 0	0- 0	AWAY	0- 2	2- 0	1- 1			
0- 0	0- 0	0- 0	NEUTRAL	0- 0	0- 0	0- 0			

RPI 1-25			RPI 26-50			RPI 51-100			Team's RPI: 67	RPI 101+		
RPI	S	Opponent	Score	RPI	S	Opponent	Score	RPI	S	Opponent	Score	
						60	A Ohio	60	72	111	H UNI	82 73
						63	A Youngstown St.	62	75	120	H Buffalo	81 70
						92	A Western Mich.	61	67	121	A Toledo	102 101
						92	H Western Mich.	69	66	121	H Toledo	82 56
										136	H Ball St.	73 77
										137	A Central Mich.	74 72
										157	H Northern Ky.	82 49
										164	N Belmont	73 58
										179	N Siena	90 74
										185	H Eastern Mich.	65 48
										219	H Morehead St.	89 61
										251	A Northern Ill.	56 62
										255	A UCF	73 64
										257	A Bethune-Cookman	81 63
										259	H Valparaiso	100 65
										280	H Bowling Green	67 59
										300	A Miami (OH)	65 47
										302	H Kent St.	74 67
										320	H Binghamton	80 49
LAST 12 Division I GAMES:												
121	H	Toledo	82 56	137	A	Central Mich.	74 72					
120	H	Buffalo	81 70	136	H	Ball St.	73 77					
251	A	Northern Ill.	56 62	300	A	Miami (OH)	65 47					
92	H	Western Mich.	69 66	121	A	Toledo	102 101					
302	H	Kent St.	74 67	185	H	Eastern Mich.	65 48					
60	A	Ohio	60 72	280	H	Bowling Green	67 59					

Non-Div I Games: Ohio Christian 97 62

Akron

■ Loss, 
 ■ Non-Conf, 
 ■ S Site, 
 ■ H Home 
 ■ A Away 
 N Neutral



## Alabama

Through Games Of Feb. 15, 2015

Average RPI Win: <b>224</b>	WON-LOST	WINNING	LAST 10	STRENGTH OF	OPP. STRENGTH	TEAM	ADJ.	CONF.	ADJ CONF.
Average RPI Loss: <b>59</b>	RECORD	PCT. RANK	GAMES	SCHEDULE	OF SCHEDULE	RPI	RPI	RPI	RPI
DIV. I ONLY	<b>13- 13</b>	<b>173</b>	<b>2- 8</b>	<b>79</b>	<b>72</b>	<b>161</b>	<b>161</b>	<b>3</b>	<b>3</b>
DIV. I NON-CONF.	<b>11- 4</b>	<b>69</b>	<b>1- 0</b>	<b>258</b>	<b>255</b>	<b>170</b>	<b>170</b>	<b>5</b>	<b>5</b>
TOTALS	RPI 1-25	RPI 26-50	W-L RECORDS	RPI 51-100	RPI 101-150	RPI 150+			
13- 13	0- 4	1- 5	OVERALL	1- 1	2- 1	9- 2			
10- 7	0- 3	1- 2	HOME	0- 0	2- 0	7- 2			
1- 5	0- 1	0- 2	AWAY	1- 1	0- 1	0- 0			
2- 1	0- 0	0- 1	NEUTRAL	0- 0	0- 0	2- 0			
11- 4	0- 1	1- 1	NON-CONFERENCE	1- 0	1- 0	8- 2			
8- 3	0- 1	1- 0	HOME	0- 0	1- 0	6- 2			
1- 0	0- 0	0- 0	AWAY	1- 0	0- 0	0- 0			
2- 1	0- 0	0- 1	NEUTRAL	0- 0	0- 0	2- 0			
2- 9	0- 3	0- 4	CONFERENCE	0- 1	1- 1	1- 0			
2- 4	0- 2	0- 2	HOME	0- 0	1- 0	1- 0			
0- 5	0- 1	0- 2	AWAY	0- 1	0- 1	0- 0			
0- 0	0- 0	0- 0	NEUTRAL	0- 0	0- 0	0- 0			

RPI 1-25				RPI 26-50				RPI 51-100				RPI 101+ Team's RPI: 161			
RPI	S	Opponent	Score	RPI	S	Opponent	Score	RPI	S	Opponent	Score	RPI	S	Opponent	Score
6	A	South Carolina	54 <b>85</b>	30	N	Quinnipiac	66 <b>73</b>	65	A	LSU	39 <b>51</b>	107	A	Ole Miss	63 <b>77</b>
6	H	South Carolina	59 <b>102</b>	32	A	Mississippi St.	50 <b>66</b>	85	A	Kansas	85 80	116	H	Missouri	67 64
9	H	Kentucky	66 <b>78</b>	33	H	Nebraska	53 51					147	H	UT Martin	68 55
12	H	Duke	40 <b>90</b>	38	H	Arkansas	42 <b>53</b>					163	N	Temple	58 51
				45	H	Vanderbilt	52 <b>55</b>					175	H	Auburn	51 50
				49	A	Georgia	47 <b>64</b>					180	H	Mercer	39 <b>46</b>
												192	H	Jacksonville St.	62 <b>64</b>
												201	H	USC Upstate	74 65
												286	N	Georgetown	72 58
												334	H	Florida A&M	60 44
												337	H	Ark.-Pine Bluff	71 27
												340	H	New Orleans	87 58
												341	H	Alabama A&M	75 44
												349	H	Mississippi Val.	71 40
LAST 12 Division I GAMES:															
116	H	Missouri	67 64	32	A	Mississippi St.	50 <b>66</b>								
65	A	LSU	39 <b>51</b>	107	A	Ole Miss	63 <b>77</b>								
38	H	Arkansas	42 <b>53</b>	6	H	South Carolina	59 <b>102</b>								
6	A	South Carolina	54 <b>85</b>	49	A	Georgia	47 <b>64</b>								
45	H	Vanderbilt	52 <b>55</b>	9	H	Kentucky	66 <b>78</b>								
175	H	Auburn	51 50	349	H	Mississippi Val.	71 40								










































































































Non-Div I Games:

Alabama

■ Loss, 
 ■ Non-Conf, 
 ■ S Site, 
 ■ H Home 
 ■ A Away 
 N Neutral







Average RPI Win:	<b>292</b>	WON-LOST	WINNING	LAST 10	STRENGTH OF	OPP. STRENGTH	TEAM	ADJ.	CONF.	ADJ CONF.
Average RPI Loss:	<b>225</b>	RECORD	PCT. RANK	GAMES	SCHEDULE	OF SCHEDULE	RPI	RPI	RPI	RPI
DIV. I ONLY	<b>6- 17</b>	<b>297</b>	<b>4- 6</b>	<b>338</b>	<b>348</b>	<b>341</b>	<b>341</b>	<b>33</b>	<b>33</b>	
DIV. I NON-CONF.	<b>1- 10</b>	<b>329</b>	<b>0- 0</b>	<b>178</b>	<b>300</b>	<b>328</b>	<b>328</b>	<b>31</b>	<b>31</b>	
TOTALS	RPI 1-25	RPI 26-50	W-L RECORDS	RPI 51-100	RPI 101-150	RPI 150+				
6- 17	0- 0	0- 1	OVERALL	0- 0	1- 3	5- 13				
5- 6	0- 0	0- 0	HOME	0- 0	1- 2	4- 4				
1- 11	0- 0	0- 1	AWAY	0- 0	0- 1	1- 9				
0- 0	0- 0	0- 0	NEUTRAL	0- 0	0- 0	0- 0				
1- 10	0- 0	0- 1	NON-CONFERENCE	0- 0	1- 3	0- 6				
1- 3	0- 0	0- 0	HOME	0- 0	1- 2	0- 1				
0- 7	0- 0	0- 1	AWAY	0- 0	0- 1	0- 5				
0- 0	0- 0	0- 0	NEUTRAL	0- 0	0- 0	0- 0				
5- 7	0- 0	0- 0	CONFERENCE	0- 0	0- 0	5- 7				
4- 3	0- 0	0- 0	HOME	0- 0	0- 0	4- 3				
1- 4	0- 0	0- 0	AWAY	0- 0	0- 0	1- 4				
0- 0	0- 0	0- 0	NEUTRAL	0- 0	0- 0	0- 0				

RPI S	Opponent	Score	RPI S	Opponent	Score	RPI S	Opponent	Score	RPI S	Opponent	Score	Team's RPI: 341
			34 	Western Ky.	44  				107 	Ole Miss	47  	
									113 	Louisiana Tech	68  	
									114 	East Tenn. St.	64  	
									134 	Kennesaw St.	73  	
									161 	Alabama	44  	
									182 	Samford	50  	
									203 	Texas Southern	54  	
									237 	Prairie View	64  	
									254 	Southern U.	55  	
									269 	Eastern Ky.	56  	
									282 	South Carolina St.	62  	
									284 	Jackson St.	71  	
									288 	Alabama St.	52  	
									288 	Alabama St.	59  	
									294 	Grambling	59  	
									305 	Southeast Mo. St.	38  	
									322 	Murray St.	81  	
									332 	Alcorn	55  	
									337 	Ark.-Pine Bluff	69  	
									337 	Ark.-Pine Bluff	72  	
									349 	Mississippi Val.	63  	
									349 	Mississippi Val.	71  	
LAST 12 Division I GAMES:												
			288 	Alabama St.	52  				254 	Southern U.	55  	
			337 	Ark.-Pine Bluff	72  				288 	Alabama St.	59  	
			349 	Mississippi Val.	71  				337 	Ark.-Pine Bluff	69  	
			203 	Texas Southern	54  				349 	Mississippi Val.	63  	
			237 	Prairie View	64  				294 	Grambling	59  	
			332 	Alcorn	55  				284 	Jackson St.	71  	

Non-Div I Games:

Alabama A&amp;M

 Loss, 
  Non-Conf, S Site, 
  Home 
  Away 
 N Neutral



Average RPI Win:	323	WON-LOST	WINNING	LAST 10	STRENGTH OF	OPP. STRENGTH	TEAM	ADJ.	CONF.	ADJ CONF.
Average RPI Loss:	201	RECORD	PCT. RANK	GAMES	SCHEDULE	OF SCHEDULE	RPI	RPI	RPI	RPI
DIV. I ONLY	9- 10	201	7- 3	348	344	288	288	33	33	
DIV. I NON-CONF.	1- 6	316	0- 0	222	239	275	275	31	31	
TOTALS	RPI 1-25	RPI 26-50	W-L RECORDS	RPI 51-100	RPI 101-150	RPI 150+				
9- 10	0- 0	0- 1	OVERALL	0- 1	0- 1	9- 7				
5- 2	0- 0	0- 0	HOME	0- 0	0- 0	5- 2				
4- 8	0- 0	0- 1	AWAY	0- 1	0- 1	4- 5				
0- 0	0- 0	0- 0	NEUTRAL	0- 0	0- 0	0- 0				
1- 6	0- 0	0- 1	NON-CONFERENCE	0- 1	0- 1	1- 3				
0- 0	0- 0	0- 0	HOME	0- 0	0- 0	0- 0				
1- 6	0- 0	0- 1	AWAY	0- 1	0- 1	1- 3				
0- 0	0- 0	0- 0	NEUTRAL	0- 0	0- 0	0- 0				
8- 4	0- 0	0- 0	CONFERENCE	0- 0	0- 0	8- 4				
5- 2	0- 0	0- 0	HOME	0- 0	0- 0	5- 2				
3- 2	0- 0	0- 0	AWAY	0- 0	0- 0	3- 2				
0- 0	0- 0	0- 0	NEUTRAL	0- 0	0- 0	0- 0				

RPI 1-25			RPI 26-50			RPI 51-100			RPI 101+ Team's RPI: 288		
RPI	S	Opponent	Score	RPI	S	RPI	S	Opponent	Score	RPI	S
				34	A	96	A	Troy	50	133	A
				54	93	53	77	Savannah St.	62	169	A
								Samford	43	182	A
								Texas Southern	51	203	A
								Prairie View	73	237	A
								Southern U.	49	254	H
								Jackson St.	85	284	H
								Grambling	53	294	H
								South Ala.	61	315	A
								Alcorn	54	332	H
								Florida A&M	64	334	A
								Ark.-Pine Bluff	64	337	A
								Ark.-Pine Bluff	62	337	H
								Alabama A&M	50	341	A
								Alabama A&M	64	341	H
								Mississippi Val.	62	349	A
								Mississippi Val.	61	349	H
LAST 12 Division I GAMES:											
341	H	Alabama A&M	64	52	332	H	Alcorn	54	45		
349	H	Mississippi Val.	61	57	341	A	Alabama A&M	50	59		
337	H	Ark.-Pine Bluff	62	54	349	A	Mississippi Val.	62	45		
237	A	Prairie View	73	65	337	A	Ark.-Pine Bluff	64	53		
203	A	Texas Southern	51	67	284	H	Jackson St.	85	90		
254	H	Southern U.	49	53	294	H	Grambling	53	30		

Non-Div I Games: Mobile 66 30 Bluefield St. 82 73 Stillman 75 66

Alabama St.

Loss, Non-Conf, S Site, H Home A Away N Neutral



Average RPI Win:	230	WON-LOST	WINNING	LAST 10	STRENGTH OF	OPP. STRENGTH	TEAM	ADJ.	CONF.	ADJ CONF.
Average RPI Loss:	97	RECORD	PCT. RANK	GAMES	SCHEDULE	OF SCHEDULE	RPI	RPI	RPI	RPI
DIV. I ONLY	18- 7	51	9- 1	207	168	84	84	23	23	
DIV. I NON-CONF.	7- 6	154	0- 0	211	89	125	125	24	24	
TOTALS	RPI 1-25	RPI 26-50	W-L RECORDS	RPI 51-100	RPI 101-150	RPI 150+				
18- 7	0- 1	0- 2	OVERALL	1- 1	0- 2	17- 1				
6- 3	0- 0	0- 0	HOME	0- 1	0- 1	6- 1				
12- 4	0- 1	0- 2	AWAY	1- 0	0- 1	11- 0				
0- 0	0- 0	0- 0	NEUTRAL	0- 0	0- 0	0- 0				
7- 6	0- 1	0- 2	NON-CONFERENCE	0- 0	0- 2	7- 1				
1- 2	0- 0	0- 0	HOME	0- 0	0- 1	1- 1				
6- 4	0- 1	0- 2	AWAY	0- 0	0- 1	6- 0				
0- 0	0- 0	0- 0	NEUTRAL	0- 0	0- 0	0- 0				
11- 1	0- 0	0- 0	CONFERENCE	1- 1	0- 0	10- 0				
5- 1	0- 0	0- 0	HOME	0- 1	0- 0	5- 0				
6- 0	0- 0	0- 0	AWAY	1- 0	0- 0	5- 0				
0- 0	0- 0	0- 0	NEUTRAL	0- 0	0- 0	0- 0				

RPI 1-25				RPI 26-50				RPI 51-100				RPI 101+			
RPI	S	Opponent	Score	RPI	S	Opponent	Score	RPI	S	Opponent	Score	RPI	S	Opponent	Score
14	A	North Carolina	56 71	30	A	Quinnipiac	62 66	77	A	Maine	49 43	106	H	Hofstra	55 65
				34	A	Western Ky.	54 63	77	H	Maine	44 52	129	A	Marist	58 61
												152	H	Hartford	82 58
												179	A	Siena	76 57
												186	H	Stony Brook	69 59
												193	A	Penn St.	54 53
												198	A	Pepperdine	62 36
												213	A	Cal St. Fullerton	71 49
												217	A	New Hampshire	74 48
												217	H	New Hampshire	76 65
												228	A	UMass Lowell	78 50
												228	H	UMass Lowell	93 57
												252	A	Canisius	64 59
												279	A	UMBC	72 62
												283	A	Colgate	67 48
												290	H	Northeastern	67 70
												297	H	St. Francis Brooklyn	90 47
												309	A	Vermont	89 48
												320	A	Binghamton	82 49
												320	H	Binghamton	75 53
LAST 12 Division I GAMES:															
320	H	Binghamton	75 53	279	A	UMBC	72 62								
228	H	UMass Lowell	93 57	186	H	Stony Brook	69 59								
217	A	New Hampshire	74 48	320	A	Binghamton	82 49								
77	H	Maine	44 52	228	A	UMass Lowell	78 50								
309	A	Vermont	89 48	217	H	New Hampshire	76 65								
152	H	Hartford	82 58	77	A	Maine	49 43								

Non-Div I Games:

Albany (NY)

■ Loss, 
■ Non-Conf, S Site, 
■ Home 
■ Away 
N Neutral



Average RPI Win:	301	WON-LOST	WINNING	LAST 10	STRENGTH OF	OPP. STRENGTH	TEAM	ADJ.	CONF.	ADJ CONF.
Average RPI Loss:	228	RECORD	PCT. RANK	GAMES	SCHEDULE	OF SCHEDULE	RPI	RPI	RPI	RPI
DIV. I ONLY	7- 14	259	4- 2	346	337	332	332	33	33	
DIV. I NON-CONF.	1- 8	322	0- 0	261	225	336	336	31	31	
TOTALS	RPI 1-25	RPI 26-50	W-L RECORDS	RPI 51-100	RPI 101-150	RPI 150+				
7- 14	0- 0	0- 1	OVERALL	0- 0	0- 1	7- 12				
4- 6	0- 0	0- 0	HOME	0- 0	0- 0	4- 6				
3- 8	0- 0	0- 0	AWAY	0- 0	0- 1	3- 0				
0- 0	0- 0	0- 0	NEUTRAL	0- 0	0- 0	0- 0				
1- 8	0- 0	0- 1	NON-CONFERENCE	0- 0	0- 1	1- 6				
1- 2	0- 0	0- 0	HOME	0- 0	0- 0	1- 2				
0- 6	0- 0	0- 1	AWAY	0- 0	0- 1	0- 4				
0- 0	0- 0	0- 0	NEUTRAL	0- 0	0- 0	0- 0				
6- 6	0- 0	0- 0	CONFERENCE	0- 0	0- 0	6- 6				
3- 4	0- 0	0- 0	HOME	0- 0	0- 0	3- 4				
3- 2	0- 0	0- 0	AWAY	0- 0	0- 0	3- 2				
0- 0	0- 0	0- 0	NEUTRAL	0- 0	0- 0	0- 0				

RPI 1-25			RPI 26-50			RPI 51-100			RPI 101+			Team's RPI: 332
RPI	S	Opponent	Score	RPI	S	Opponent	Score	RPI	S	Opponent	Score	
				33	A	Nebraska	49 83					
								105	A	Michigan St.	41 77	
								160	H	La.-Lafayette	57 64	
								203	H	Texas Southern	66 75	
								207	A	UAB	43 57	
								210	H	La.-Monroe	62 53	
								237	H	Prairie View	68 46	
								249	A	UTEP	53 63	
								254	H	Southern U.	51 59	
								256	A	Rice	33 61	
								261	H	Central Ark.	36 62	
								284	A	Jackson St.	76 69	
								284	H	Jackson St.	41 65	
								288	A	Alabama St.	45 54	
								294	A	Grambling	57 64	
								294	H	Grambling	57 82	
								301	A	Omaha	39 59	
								337	H	Ark.-Pine Bluff	45 39	
								341	A	Alabama A&M	58 55	
								349	A	Mississippi Val.	50 38	
								349	H	Mississippi Val.	52 47	
LAST 12 Division I GAMES:												
				284	H	Jackson St.	41 65					
				337	H	Ark.-Pine Bluff	45 39					
				284	A	Jackson St.	76 69					
				203	H	Texas Southern	66 75					
				237	H	Prairie View	68 46					
				349	A	Mississippi Val.	50 38					
				294	A	Grambling	57 64					
				294	H	Grambling	57 82					
				254	H	Southern U.	51 59					
				341	A	Alabama A&M	58 55					
				288	A	Alabama St.	45 54					
				349	H	Mississippi Val.	52 47					

Non-Div I Games:

Alcorn

■ Loss, 
 ■ Non-Conf, S Site, 
 ■ Home 
 ■ Away 
 N Neutral



Average RPI Win:	217	WON-LOST	WINNING	LAST 10	STRENGTH OF	OPP. STRENGTH	TEAM	ADJ.	CONF.	ADJ CONF.
Average RPI Loss:	92	RECORD	PCT. RANK	GAMES	SCHEDULE	OF SCHEDULE	RPI	RPI	RPI	RPI
DIV. I ONLY	17- 8	69	8- 2	104	174	75	75	19	19	
DIV. I NON-CONF.	5- 6	177	0- 0	31	108	86	86	21	21	
TOTALS	RPI 1-25	RPI 26-50	W-L RECORDS	RPI 51-100	RPI 101-150	RPI 150+				
17- 8	0- 4	1- 0	OVERALL	2- 1	1- 0	13- 3				
7- 4	0- 3	0- 0	HOME	1- 0	0- 0	6- 1				
8- 4	0- 1	0- 0	AWAY	1- 1	0- 0	7- 2				
2- 0	0- 0	1- 0	NEUTRAL	0- 0	1- 0	0- 0				
5- 6	0- 4	1- 0	NON-CONFERENCE	0- 0	1- 0	3- 2				
1- 3	0- 3	0- 0	HOME	0- 0	0- 0	1- 0				
2- 3	0- 1	0- 0	AWAY	0- 0	0- 0	2- 2				
2- 0	0- 0	1- 0	NEUTRAL	0- 0	1- 0	0- 0				
12- 2	0- 0	0- 0	CONFERENCE	2- 1	0- 0	10- 1				
6- 1	0- 0	0- 0	HOME	1- 0	0- 0	5- 1				
6- 1	0- 0	0- 0	AWAY	1- 1	0- 0	5- 0				
0- 0	0- 0	0- 0	NEUTRAL	0- 0	0- 0	0- 0				

RPI 1-25				RPI 26-50				RPI 51-100				RPI 101+			
RPI	S	Opponent	Score	RPI	S	Opponent	Score	RPI	S	Opponent	Score	RPI	S	Opponent	Score
5	A	Maryland	50 94	41	N	Gonzaga	59 56	95	A	Army	60 68	142	N	Oregon	72 64
17	H	George Washington	52 63					99	A	Lehigh	75 73	162	A	Bucknell	60 55
18	H	Princeton	56 63					99	H	Lehigh	74 64	188	A	Holy Cross	74 63
20	H	James Madison	65 69									188	H	Holy Cross	61 67
												189	A	Massachusetts	61 71
												200	A	Lafayette	74 58
												200	H	Lafayette	63 44
												202	A	Wake Forest	64 77
												220	H	Navy	59 49
												264	A	Loyola Maryland	55 44
												264	H	Loyola Maryland	62 50
												279	H	UMBC	77 51
												283	A	Colgate	66 58
												283	H	Colgate	75 46
												316	H	Boston U.	75 45
												321	A	Manhattan	60 52
												327	A	UMES	64 52
LAST 12 Division I GAMES:															
200	A	Lafayette	74 58	95	A	Army	60 68	316	H	Boston U.	75 45	200	H	Lafayette	63 44
99	H	Lehigh	74 64	283	H	Colgate	75 46	99	A	Lehigh	75 73	283	A	Colgate	66 58
264	A	Loyola Maryland	55 44	188	H	Holy Cross	61 67	264	H	Loyola Maryland	62 50				
220	H	Navy	59 49												

Non-Div I Games:

American

■ Loss, 
 ■ Non-Conf, S Site, 
 ■ Home 
 ■ Away 
 N Neutral



Average RPI Win:	221	WON-LOST	WINNING	LAST 10	STRENGTH OF	OPP. STRENGTH	TEAM	ADJ.	CONF.	ADJ CONF.
Average RPI Loss:	107	RECORD	PCT. RANK	GAMES	SCHEDULE	OF SCHEDULE	RPI	RPI	RPI	RPI
DIV. I ONLY	10- 12	209	4- 6	73	170	139	139	14	14	
DIV. I NON-CONF.	4- 4	158	0- 0	36	193	85	85	14	14	
TOTALS	RPI 1-25	RPI 26-50	W-L RECORDS	RPI 51-100	RPI 101-150	RPI 150+				
10- 12	0- 2	0- 2	OVERALL	1- 1	1- 4	8- 3				
6- 4	0- 0	0- 1	HOME	1- 0	0- 1	5- 2				
4- 8	0- 2	0- 1	AWAY	0- 1	1- 3	3- 1				
0- 0	0- 0	0- 0	NEUTRAL	0- 0	0- 0	0- 0				
4- 4	0- 2	0- 0	NON-CONFERENCE	0- 0	1- 1	3- 1				
3- 1	0- 0	0- 0	HOME	0- 0	0- 0	3- 1				
1- 3	0- 2	0- 0	AWAY	0- 0	1- 1	0- 0				
0- 0	0- 0	0- 0	NEUTRAL	0- 0	0- 0	0- 0				
6- 8	0- 0	0- 2	CONFERENCE	1- 1	0- 3	5- 2				
3- 3	0- 0	0- 1	HOME	1- 0	0- 1	2- 1				
3- 5	0- 0	0- 1	AWAY	0- 1	0- 2	3- 1				
0- 0	0- 0	0- 0	NEUTRAL	0- 0	0- 0	0- 0				

RPI 1-25				RPI 26-50				RPI 51-100				RPI 101+ Team's RPI: 139			
RPI	S	Opponent	Score	RPI	S	Opponent	Score	RPI	S	Opponent	Score	RPI	S	Opponent	Score
9	A	Kentucky	74 111	39	A	UALR	48 69	57	A	Arkansas St.	75 89	114	A	East Tenn. St.	76 70
14	A	North Carolina	52 84	39	H	UALR	49 63	57	H	Arkansas St.	70 69	132	A	Texas St.	58 67
												133	A	Troy	87 91
												133	H	Troy	87 108
												141	A	Furman	79 84
												160	A	La.-Lafayette	66 70
												160	H	La.-Lafayette	63 51
												195	H	Radford	67 68
												210	A	La.-Monroe	55 54
												214	H	N.C. A&T	72 70
												230	H	Georgia St.	71 76
												253	H	UNCW	82 72
												281	H	Gardner-Webb	77 69
												287	A	Ga. Southern	77 74
												315	A	South Ala.	67 63
												315	H	South Ala.	70 59
LAST 12 Division I GAMES:															
210	A	La.-Monroe	55 54	315	H	South Ala.	70 59								
39	H	UALR	49 63	133	A	Troy	87 91								
133	H	Troy	87 108	230	H	Georgia St.	71 76								
160	A	La.-Lafayette	66 70	57	H	Arkansas St.	70 69								
287	A	Ga. Southern	77 74	39	A	UALR	48 69								
132	A	Texas St.	58 67	315	A	South Ala.	67 63								

Non-Div I Games: Catawba 81 64

Appalachian St.

■ Loss, 
■ Non-Conf, S Site, 
■ Home 
■ Away 
N Neutral



Average RPI Win:	215	WON-LOST	WINNING	LAST 10	STRENGTH OF	OPP. STRENGTH	TEAM	ADJ.	CONF.	ADJ CONF.
Average RPI Loss:	76	RECORD	PCT. RANK	GAMES	SCHEDULE	OF SCHEDULE	RPI	RPI	RPI	RPI
DIV. I ONLY	9- 16	253	0- 5	37	73	165	165	5	5	
DIV. I NON-CONF.	7- 4	107	0- 1	232	333	167	167	4	4	
TOTALS	RPI 1-25	RPI 26-50	W-L RECORDS	RPI 51-100	RPI 101-150	RPI 150+				
9- 16	1- 6	0- 2	OVERALL	0- 2	2- 4	6- 2				
7- 6	1- 3	0- 1	HOME	0- 1	2- 1	4- 0				
2- 9	0- 0	0- 0	AWAY	0- 0	0- 0	2- 0				
0- 1	0- 0	0- 0	NEUTRAL	0- 0	0- 1	0- 0				
7- 4	0- 0	0- 0	NON-CONFERENCE	0- 1	1- 2	6- 1				
5- 1	0- 0	0- 0	HOME	0- 0	1- 1	4- 0				
2- 2	0- 0	0- 0	AWAY	0- 1	0- 0	2- 1				
0- 1	0- 0	0- 0	NEUTRAL	0- 0	0- 1	0- 0				
2- 12	1- 6	0- 2	CONFERENCE	0- 1	1- 2	0- 1				
2- 5	1- 3	0- 1	HOME	0- 1	1- 0	0- 0				
0- 7	0- 3	0- 1	AWAY	0- 0	0- 2	0- 1				
0- 0	0- 0	0- 0	NEUTRAL	0- 0	0- 0	0- 0				

RPI S	Opponent	Score	RPI S	Opponent	Score	RPI S	Opponent	Score	RPI S	Opponent	Score	Team's RPI: 165
10	A Oregon St.	48 73	26	A California	56 68	68	H Washington St.	70 81	121	N Toledo	54 69	
10	H Oregon St.	55 73	26	H California	46 65	100	A Texas Tech	54 57	125	A Colorado	69 81	
11	A Arizona St.	54 71							128	H Bakersfield	72 76	
11	H Arizona St.	41 88							142	A Oregon	61 75	
21	H Washington	69 79							142	H Oregon	81 78	
25	A Stanford	47 77							147	H UT Martin	61 56	
25	H Stanford	60 57							154	A Stephen F. Austin	60 72	
									202	A Wake Forest	72 69	
									207	H UAB	49 44	
									242	A Utah	48 62	
									254	H Southern U.	56 45	
									294	H Grambling	65 51	
									330	A FIU	65 58	
									335	H UC Santa Barbara	61 34	
LAST 12 Division I GAMES:												
26	A California	56 68	26	H California	46 65							
121	N Toledo	54 69	125	A Colorado	69 81							
10	A Oregon St.	48 73	242	A Utah	48 62							
10	H Oregon St.	55 73	142	H Oregon	81 78							
142	A Oregon	61 75	25	A Stanford	47 77							
25	H Stanford	60 57	11	A Arizona St.	54 71							

Non-Div I Games:

Arizona

Loss, Non-Conf, S Site, H Home A Away N Neutral



Average RPI Win:	110	WON-LOST	WINNING	LAST 10	STRENGTH OF	OPP. STRENGTH	TEAM	ADJ.	CONF.	ADJ CONF.
Average RPI Loss:	17	RECORD	PCT. RANK	GAMES	SCHEDULE	OF SCHEDULE	RPI	RPI	RPI	RPI
DIV. I ONLY	22- 4	19	4- 2	16	27	11	11	5	5	
DIV. I NON-CONF.	11- 1	11	2- 0	41	34	7	7	4	4	
TOTALS	RPI 1-25	RPI 26-50	W-L RECORDS	RPI 51-100	RPI 101-150	RPI 150+				
22- 4	3- 3	4- 1	OVERALL	4- 0	6- 0	5- 0				
12- 2	2- 1	1- 1	HOME	3- 0	4- 0	2- 0				
8- 1	1- 1	2- 0	AWAY	0- 0	2- 0	3- 0				
2- 1	0- 1	1- 0	NEUTRAL	1- 0	0- 0	0- 0				
11- 1	0- 1	3- 0	NON-CONFERENCE	3- 0	3- 0	2- 0				
7- 0	0- 0	1- 0	HOME	2- 0	3- 0	1- 0				
2- 0	0- 0	1- 0	AWAY	0- 0	0- 0	1- 0				
2- 1	0- 1	1- 0	NEUTRAL	1- 0	0- 0	0- 0				
11- 3	3- 2	1- 1	CONFERENCE	1- 0	3- 0	3- 0				
5- 2	2- 1	0- 1	HOME	1- 0	1- 0	1- 0				
6- 1	1- 1	1- 0	AWAY	0- 0	2- 0	2- 0				
0- 0	0- 0	0- 0	NEUTRAL	0- 0	0- 0	0- 0				

RPI S	Opponent	Score	RPI S	Opponent	Score	RPI S	Opponent	Score	RPI S	Opponent	Score
10	A Oregon St.	64 70	26	A California	67 52	55	H Middle Tenn.	81 67	109	H UC Davis	72 51
10	H Oregon St.	57 68	26	H California	49 50	68	H Washington St.	78 64	117	H Yale	69 51
21	H Washington	62 48	37	H Northwestern	88 75	86	N Villanova	51 46	125	A Colorado	68 60
23	N Green Bay	57 63	42	A Miami (FL)	65 61	99	H Lehigh	81 61	128	H Bakersfield	83 54
25	A Stanford	60 57	45	N Vanderbilt	72 67				142	A Oregon	72 52
25	H Stanford	53 52							142	H Oregon	70 58
									165	A Arizona	88 41
									165	H Arizona	71 54
									242	A Utah	58 48
									248	H SMU	77 42
									318	A Illinois St.	89 44
LAST 12 Division I GAMES:											
37	H Northwestern	88 75	242	A Utah	58 48						
45	N Vanderbilt	72 67	125	A Colorado	68 60						
142	A Oregon	72 52	10	H Oregon St.	57 68						
10	A Oregon St.	64 70	142	H Oregon	70 58						
26	H California	49 50	25	A Stanford	60 57						
25	H Stanford	53 52	26	A California	67 52						

Non-Div I Games:

Arizona St.

■ Loss, 
 ■ Non-Conf, S Site, 
 ■ Home 
 ■ Away 
 N Neutral



Average RPI Win:	325	WON-LOST	WINNING	LAST 10	STRENGTH OF	OPP. STRENGTH	TEAM	ADJ.	CONF.	ADJ CONF.
Average RPI Loss:	206	RECORD	PCT. RANK	GAMES	SCHEDULE	OF SCHEDULE	RPI	RPI	RPI	RPI
DIV. I ONLY	3- 17	330	2- 8	280	346	337	337	33	33	
DIV. I NON-CONF.	0- 8	339	0- 0	40	144	281	281	31	31	
TOTALS	RPI 1-25	RPI 26-50	W-L RECORDS	RPI 51-100	RPI 101-150	RPI 150+				
3- 17	0- 0	0- 2	OVERALL	0- 2	0- 0	3- 13				
2- 4	0- 0	0- 0	HOME	0- 0	0- 0	2- 4				
1- 13	0- 0	0- 0	AWAY	0- 0	0- 0	1- 0				
0- 0	0- 0	0- 0	NEUTRAL	0- 0	0- 0	0- 0				
0- 8	0- 0	0- 2	NON-CONFERENCE	0- 2	0- 0	0- 4				
0- 0	0- 0	0- 0	HOME	0- 0	0- 0	0- 0				
0- 8	0- 0	0- 2	AWAY	0- 2	0- 0	0- 4				
0- 0	0- 0	0- 0	NEUTRAL	0- 0	0- 0	0- 0				
3- 9	0- 0	0- 0	CONFERENCE	0- 0	0- 0	3- 9				
2- 4	0- 0	0- 0	HOME	0- 0	0- 0	2- 4				
1- 5	0- 0	0- 0	AWAY	0- 0	0- 0	1- 5				
0- 0	0- 0	0- 0	NEUTRAL	0- 0	0- 0	0- 0				

RPI S	Opponent	Score	RPI S	Opponent	Score	RPI S	Opponent	Score	RPI S	Opponent	Score	Team's RPI: 337
32	A Mississippi St.	26 83	56	A Wichita St.	26 55	161	A Alabama	27 71				
48	A Iowa St.	56 82	58	A Oklahoma St.	45 90	178	A Xavier	52 89				
						203	H Texas Southern	45 74				
						207	A UAB	56 65				
						237	H Prairie View	66 83				
						254	A Southern U.	42 69				
						254	H Southern U.	47 72				
						268	A Cincinnati	57 73				
						284	A Jackson St.	57 49				
						288	A Alabama St.	54 62				
						288	H Alabama St.	53 64				
						294	A Grambling	56 75				
						332	A Alcorn	39 45				
						341	A Alabama A&M	48 72				
						341	H Alabama A&M	70 69				
						349	H Mississippi Val.	65 47				
LAST 12 Division I GAMES:												
254	H Southern U.	47 72	203	H Texas Southern	45 74							
341	A Alabama A&M	48 72	332	A Alcorn	39 45							
288	A Alabama St.	54 62	254	A Southern U.	42 69							
284	A Jackson St.	57 49	341	H Alabama A&M	70 69							
294	A Grambling	56 75	288	H Alabama St.	53 64							
237	H Prairie View	66 83	349	H Mississippi Val.	65 47							

Non-Div I Games: Philander Smith 76 62 Lane 83 54 Talladega 66 70

Ark.-Pine Bluff

Loss, Non-Conf, S Site, H Home A Away N Neutral



## Arkansas

Through Games Of Feb. 15, 2015

Average RPI Win:	139	WON-LOST	WINNING	LAST 10	STRENGTH OF	OPP. STRENGTH	TEAM	ADJ.	CONF.	ADJ CONF.
Average RPI Loss:	53	RECORD	PCT. RANK	GAMES	SCHEDULE	OF SCHEDULE	RPI	RPI	RPI	RPI
DIV. I ONLY	15- 9	96	5- 5	22	50	38	38	3	3	
DIV. I NON-CONF.	10- 2	31	0- 0	20	107	24	24	5	5	
TOTALS	RPI 1-25	RPI 26-50	W-L RECORDS	RPI 51-100	RPI 101-150	RPI 150+				
15- 9	2- 3	1- 3	OVERALL	2- 1	2- 2	8- 0				
8- 4	1- 2	1- 1	HOME	0- 1	1- 0	5- 0				
5- 5	0- 1	0- 2	AWAY	1- 0	1- 2	3- 0				
2- 0	1- 0	0- 0	NEUTRAL	1- 0	0- 0	0- 0				
10- 2	2- 0	0- 1	NON-CONFERENCE	2- 1	1- 0	5- 0				
5- 2	1- 0	0- 1	HOME	0- 1	0- 0	4- 0				
3- 0	0- 0	0- 0	AWAY	1- 0	1- 0	1- 0				
2- 0	1- 0	0- 0	NEUTRAL	1- 0	0- 0	0- 0				
5- 7	0- 3	1- 2	CONFERENCE	0- 0	1- 2	3- 0				
3- 2	0- 2	1- 0	HOME	0- 0	1- 0	1- 0				
2- 5	0- 1	0- 2	AWAY	0- 0	0- 2	2- 0				
0- 0	0- 0	0- 0	NEUTRAL	0- 0	0- 0	0- 0				

RPI 1-25				RPI 26-50				Team's RPI: 38	RPI 51-100				RPI 101+			
RPI	S	Opponent	Score	RPI	S	Opponent	Score		RPI	S	Opponent	Score	RPI	S	Opponent	Score
1	H	Tennessee	51 60	32	A	Mississippi St.	57 72		55	A	Middle Tenn.	58 51	107	A	Ole Miss	57 71
7	N	Iowa	77 67	35	H	Rutgers	52 64		71	H	South Dakota St.	75 80	116	H	Missouri	73 55
19	H	Oklahoma	71 64	45	A	Vanderbilt	53 55		90	N	Richmond	74 55	143	A	Florida	58 72
22	A	Texas A&M	55 59	49	H	Georgia	54 48						146	A	Tulsa	64 53
22	H	Texas A&M	50 52										161	A	Alabama	53 42
													169	H	Savannah St.	75 46
													175	A	Auburn	54 36
													175	H	Auburn	52 47
													194	A	Missouri St.	59 50
													215	H	Northwestern St.	78 30
													225	H	Nicholls St.	63 52
													294	H	Grambling	77 35
LAST 12 Division I GAMES:																
175	A	Auburn	54 36	45	A	Vanderbilt	53 55									
22	A	Texas A&M	55 59	116	H	Missouri	73 55									
49	H	Georgia	54 48	1	H	Tennessee	51 60									
161	A	Alabama	53 42	32	A	Mississippi St.	57 72									
175	H	Auburn	52 47	22	H	Texas A&M	50 52									
143	A	Florida	58 72	107	A	Ole Miss	57 71									

Non-Div I Games:

Arkansas

■ Loss, 
■ Non-Conf, 
■ S Site, 
■ H Home 
■ A Away 
N Neutral



Average RPI Win:	196	WON-LOST	WINNING	LAST 10	STRENGTH OF	OPP. STRENGTH	TEAM	ADJ.	CONF.	ADJ CONF.
Average RPI Loss:	85	RECORD	PCT. RANK	GAMES	SCHEDULE	OF SCHEDULE	RPI	RPI	RPI	RPI
DIV. I ONLY	16- 7	60	3- 1	134	97	57	57	14	14	
DIV. I NON-CONF.	4- 5	188	0- 1	59	26	82	82	14	14	
TOTALS	RPI 1-25	RPI 26-50	W-L RECORDS	RPI 51-100	RPI 101-150	RPI 150+				
16- 7	1- 1	1- 2	OVERALL	0- 1	4- 2	10- 1				
8- 1	1- 1	1- 0	HOME	0- 0	3- 0	3- 0				
8- 6	0- 0	0- 2	AWAY	0- 1	1- 2	7- 1				
0- 0	0- 0	0- 0	NEUTRAL	0- 0	0- 0	0- 0				
4- 5	1- 1	0- 2	NON-CONFERENCE	0- 1	0- 1	3- 0				
2- 1	1- 1	0- 0	HOME	0- 0	0- 0	1- 0				
2- 4	0- 0	0- 2	AWAY	0- 1	0- 1	2- 0				
0- 0	0- 0	0- 0	NEUTRAL	0- 0	0- 0	0- 0				
12- 2	0- 0	1- 0	CONFERENCE	0- 0	4- 1	7- 1				
6- 0	0- 0	1- 0	HOME	0- 0	3- 0	2- 0				
6- 2	0- 0	0- 0	AWAY	0- 0	1- 1	5- 1				
0- 0	0- 0	0- 0	NEUTRAL	0- 0	0- 0	0- 0				

RPI 1-25				RPI 26-50				RPI 51-100 Team's RPI: 57				RPI 101+			
RPI	S	Opponent	Score	RPI	S	Opponent	Score	RPI	S	Opponent	Score	RPI	S	Opponent	Score
16	H	FGCU	68 74	32	A	Mississippi St.	83 93	85	A	Kansas	48 62	125	A	Colorado	69 80
24	H	Chattanooga	57 52	36	A	Ohio St.	52 67					132	H	Texas St.	68 48
				39	H	UALR	70 69					133	A	Troy	82 76
												133	H	Troy	91 72
												139	A	Appalachian St.	69 70
												139	H	Appalachian St.	89 75
												160	A	La.-Lafayette	57 69
												191	A	Texas-Arlington	80 77
												194	A	Missouri St.	78 62
												210	A	La.-Monroe	77 57
												230	A	Georgia St.	61 47
												230	H	Georgia St.	76 65
												284	H	Jackson St.	92 60
												287	A	Ga. Southern	81 73
												287	H	Ga. Southern	86 63
												302	A	Kent St.	59 44
												315	A	South Ala.	62 50
LAST 12 Division I GAMES:															
125	A	Colorado	69 80	160	A	La.-Lafayette	57 69								
287	A	Ga. Southern	81 73	230	H	Georgia St.	76 65								
133	H	Troy	91 72	132	H	Texas St.	68 48								
230	A	Georgia St.	61 47	139	A	Appalachian St.	69 70								
39	H	UALR	70 69	191	A	Texas-Arlington	80 77								
133	A	Troy	82 76	287	H	Ga. Southern	86 63								

Non-Div I Games: Christian Bros. 79 39

Arkansas St.

■ Loss, 
 ■ Non-Conf, S Site, 
 ■ Home 
 ■ Away 
 N Neutral



Average RPI Win: <b>225</b>	WON-LOST	WINNING	LAST 10	STRENGTH OF	OPP. STRENGTH	TEAM	ADJ.	CONF.	ADJ CONF.
Average RPI Loss: <b>176</b>	RECORD	PCT. RANK	GAMES	SCHEDULE	OF SCHEDULE	RPI	RPI	RPI	RPI
DIV. I ONLY	18- 5	31	10- 0	289	232	95	95	19	19
DIV. I NON-CONF.	7- 2	47	0- 0	343	279	152	152	21	21
TOTALS	RPI 1-25	RPI 26-50	W-L RECORDS	RPI 51-100	RPI 101-150	RPI 150+			
18- 5	0- 0	0- 1	OVERALL	2- 1	1- 0	15- 3			
8- 1	0- 0	0- 0	HOME	2- 0	0- 0	6- 1			
10- 4	0- 0	0- 1	AWAY	0- 1	1- 0	9- 2			
0- 0	0- 0	0- 0	NEUTRAL	0- 0	0- 0	0- 0			
7- 2	0- 0	0- 1	NON-CONFERENCE	0- 0	1- 0	6- 1			
3- 0	0- 0	0- 0	HOME	0- 0	0- 0	3- 0			
4- 2	0- 0	0- 1	AWAY	0- 0	1- 0	3- 1			
0- 0	0- 0	0- 0	NEUTRAL	0- 0	0- 0	0- 0			
11- 3	0- 0	0- 0	CONFERENCE	2- 1	0- 0	9- 2			
5- 1	0- 0	0- 0	HOME	2- 0	0- 0	3- 1			
6- 2	0- 0	0- 0	AWAY	0- 1	0- 0	6- 1			
0- 0	0- 0	0- 0	NEUTRAL	0- 0	0- 0	0- 0			

RPI S	Opponent	Score	RPI S	Opponent	Score	RPI S	Opponent	Score	RPI S	Opponent	Score
30	A Quinnipiac	64 79	75	H American	68 60	144	A Central Conn. St.	74 60	162	A Bucknell	50 46
			99	A Lehigh	51 63	162	H Bucknell	67 45	186	H Stony Brook	68 59
			99	H Lehigh	66 62	188	A Holy Cross	53 51	188	H Holy Cross	67 53
						198	A Pepperdine	56 44	200	A Lafayette	60 71
						220	A Navy	58 46	220	H Navy	50 53
						264	A Loyola Maryland	62 53	264	H Loyola Maryland	55 44
						283	A Colgate	64 62	297	H St. Francis Brooklyn	61 55
						316	A Boston U.	65 40	321	A Manhattan	81 49
						329	A Fairleigh Dickinson	48 56	335	A UC Santa Barbara	61 39
						344	H Air Force	79 35			
LAST 12 Division I GAMES:											
162	A Bucknell	50 46	75	H American	68 60						
188	A Holy Cross	53 51	283	A Colgate	64 62						
220	A Navy	58 46	162	H Bucknell	67 45						
99	H Lehigh	66 62	188	H Holy Cross	67 53						
264	A Loyola Maryland	62 53	220	H Navy	50 53						
316	A Boston U.	65 40	99	A Lehigh	51 63						

Non-Div I Games: St. Thomas Aquinas 70 45

Army

■ Loss, 
 ■ Non-Conf, 
 ■ S Site, 
 ■ H Home 
 ■ A Away 
 N Neutral



Average RPI Win:	216	WON-LOST	WINNING	LAST 10	STRENGTH OF	OPP. STRENGTH	TEAM	ADJ.	CONF.	ADJ CONF.
Average RPI Loss:	74	RECORD	PCT. RANK	GAMES	SCHEDULE	OF SCHEDULE	RPI	RPI	RPI	RPI
DIV. I ONLY	9- 16	253	0- 10	48	56	175	175	3	3	
DIV. I NON-CONF.	9- 4	84	0- 0	219	184	108	108	5	5	
TOTALS	RPI 1-25	RPI 26-50	W-L RECORDS	RPI 51-100	RPI 101-150	RPI 150+				
9- 16	1- 4	0- 4	OVERALL	0- 3	1- 3	7- 2				
7- 6	1- 1	0- 3	HOME	0- 1	1- 1	5- 0				
1- 9	0- 3	0- 1	AWAY	0- 1	0- 2	1- 2				
1- 1	0- 0	0- 0	NEUTRAL	0- 1	0- 0	1- 0				
9- 4	1- 0	0- 0	NON-CONFERENCE	0- 2	1- 1	7- 1				
7- 0	1- 0	0- 0	HOME	0- 0	1- 0	5- 0				
1- 3	0- 0	0- 0	AWAY	0- 1	0- 1	1- 1				
1- 1	0- 0	0- 0	NEUTRAL	0- 1	0- 0	1- 0				
0- 12	0- 4	0- 4	CONFERENCE	0- 1	0- 2	0- 1				
0- 6	0- 1	0- 3	HOME	0- 1	0- 1	0- 0				
0- 6	0- 3	0- 1	AWAY	0- 0	0- 1	0- 1				
0- 0	0- 0	0- 0	NEUTRAL	0- 0	0- 0	0- 0				

RPI 1-25				RPI 26-50				RPI 51-100				RPI 101+ Team's RPI: 175			
RPI	S	Opponent	Score	RPI	S	Opponent	Score	RPI	S	Opponent	Score	RPI	S	Opponent	Score
1	H	Tennessee	42 54	32	H	Mississippi St.	48 59	65	H	LSU	49 60	103	A	Virginia	51 66
6	A	South Carolina	58 77	38	A	Arkansas	47 52	87	A	St. John's (NY)	49 56	116	A	Missouri	49 59
9	A	Kentucky	57 78	38	H	Arkansas	36 54	97	N	Hampton	42 44	133	H	Troy	71 54
16	H	FGCU	72 69	49	H	Georgia	52 57					143	H	Florida	50 63
22	A	Texas A&M	45 78									161	A	Alabama	50 51
LAST 12 Division I GAMES:															
38	H	Arkansas	36 54	161	A	Alabama	50 51					169	H	Savannah St.	62 56
116	A	Missouri	49 59	1	H	Tennessee	42 54					182	H	Samford	64 41
65	H	LSU	49 60	49	H	Georgia	52 57					221	A	Winthrop	54 56
22	A	Texas A&M	45 78	9	A	Kentucky	57 78					248	N	SMU	56 43
38	A	Arkansas	47 52	143	H	Florida	50 63					262	H	Marquette	79 53
32	H	Mississippi St.	48 59	6	A	South Carolina	58 77					294	H	Grambling	92 42
												306	H	Southeastern La.	72 44
												330	A	FIU	81 44

Non-Div I Games:

Auburn

■ Loss, 
■ Non-Conf, 
■ S Site, 
■ H Home 
■ A Away 
N Neutral



Average RPI Win:	249	WON-LOST	WINNING	LAST 10	STRENGTH OF	OPP. STRENGTH	TEAM	ADJ.	CONF.	ADJ CONF.
Average RPI Loss:	169	RECORD	PCT. RANK	GAMES	SCHEDULE	OF SCHEDULE	RPI	RPI	RPI	RPI
DIV. I ONLY	8- 17	270	4- 6	146	306	250	250	26	26	
DIV. I NON-CONF.	2- 10	311	0- 0	38	266	236	236	26	26	
TOTALS	RPI 1-25	RPI 26-50	W-L RECORDS	RPI 51-100	RPI 101-150	RPI 150+				
8- 17	0- 1	0- 1	OVERALL	0- 2	1- 4	7- 9				
4- 7	0- 0	0- 1	HOME	0- 1	0- 2	4- 3				
3- 9	0- 1	0- 0	AWAY	0- 1	0- 2	3- 5				
1- 1	0- 0	0- 0	NEUTRAL	0- 0	1- 0	0- 1				
2- 10	0- 1	0- 1	NON-CONFERENCE	0- 2	1- 2	1- 4				
1- 3	0- 0	0- 1	HOME	0- 1	0- 1	1- 0				
0- 6	0- 1	0- 0	AWAY	0- 1	0- 1	0- 3				
1- 1	0- 0	0- 0	NEUTRAL	0- 0	1- 0	0- 1				
6- 7	0- 0	0- 0	CONFERENCE	0- 0	0- 2	6- 5				
3- 4	0- 0	0- 0	HOME	0- 0	0- 1	3- 3				
3- 3	0- 0	0- 0	AWAY	0- 0	0- 1	3- 2				
0- 0	0- 0	0- 0	NEUTRAL	0- 0	0- 0	0- 0				

RPI 1-25				RPI 26-50				RPI 51-100				RPI 101+ Team's RPI: 250			
RPI	S	Opponent	Score	RPI	S	Opponent	Score	RPI	S	Opponent	Score	RPI	S	Opponent	Score
24	A	Chattanooga	65 76	34	H	Western Ky.	68 91	91	H	Wright St.	73 85	104	H	Southern Ill.	65 75
								93	A	Southern Miss.	71 80	118	A	Montana	62 83
												138	N	Saint Louis	86 81
												147	A	UT Martin	63 91
												147	H	UT Martin	61 71
												156	A	Memphis	60 65
												164	H	Belmont	72 59
												173	A	SIUE	67 87
												181	N	Oral Roberts	60 73
												192	A	Jacksonville St.	57 54
												219	H	Morehead St.	72 82
												222	H	Tennessee St.	78 81
												247	A	Evansville	68 72
												261	A	Central Ark.	54 63
												269	A	Eastern Ky.	81 71
												296	H	Grand Canyon	84 77
												305	H	Southeast Mo. St.	70 62
												312	A	Eastern Ill.	66 63
												312	H	Eastern Ill.	83 72
												322	H	Murray St.	84 98
												333	A	Tennessee Tech	71 75
LAST 12 Division I GAMES:															
				147	A	UT Martin	63 91					312	A	Eastern Ill.	66 63
				312	H	Eastern Ill.	83 72					219	H	Morehead St.	72 82
				322	H	Murray St.	84 98					222	H	Tennessee St.	78 81
				147	H	UT Martin	61 71					164	H	Belmont	72 59
				305	H	Southeast Mo. St.	70 62					333	A	Tennessee Tech	71 75
				173	A	SIUE	67 87					192	A	Jacksonville St.	57 54

Non-Div I Games: Brescia 99 63

Austin Peay

■ Loss, 
 ■ Non-Conf, 
 ■ S Site, 
 ■ H Home 
 ■ A Away 
 N Neutral



BYUBY  
Y  
U

BYU

Page 20



Bakersfield

Through Games Of Feb. 15, 2015

Average RPI Win:	244	WON-LOST	WINNING	LAST 10	STRENGTH OF	OPP. STRENGTH	TEAM	ADJ.	CONF.	ADJ CONF.
Average RPI Loss:	164	RECORD	PCT. RANK	GAMES	SCHEDULE	OF SCHEDULE	RPI	RPI	RPI	RPI
DIV. I ONLY	17- 7	57	7- 3	311	233	128	128	30	30	
DIV. I NON-CONF.	10- 4	80	1- 1	301	103	120	120	30	30	
TOTALS	RPI 1-25	RPI 26-50	W-L RECORDS	RPI 51-100	RPI 101-150	RPI 150+				
17- 7	0- 1	1- 1	OVERALL	1- 0	1- 1	14- 4				
13- 0	0- 0	1- 0	HOME	1- 0	1- 0	10- 0				
4- 7	0- 1	0- 1	AWAY	0- 0	0- 1	4- 4				
0- 0	0- 0	0- 0	NEUTRAL	0- 0	0- 0	0- 0				
10- 4	0- 1	1- 1	NON-CONFERENCE	1- 0	1- 1	7- 1				
8- 0	0- 0	1- 0	HOME	1- 0	1- 0	5- 0				
2- 4	0- 1	0- 1	AWAY	0- 0	0- 1	2- 1				
0- 0	0- 0	0- 0	NEUTRAL	0- 0	0- 0	0- 0				
7- 3	0- 0	0- 0	CONFERENCE	0- 0	0- 0	7- 3				
5- 0	0- 0	0- 0	HOME	0- 0	0- 0	5- 0				
2- 3	0- 0	0- 0	AWAY	0- 0	0- 0	2- 3				
0- 0	0- 0	0- 0	NEUTRAL	0- 0	0- 0	0- 0				

RPI 1-25				RPI 26-50				RPI 51-100				RPI 101+ Team's RPI: 128			
RPI	S	Opponent	Score	RPI	S	Opponent	Score	RPI	S	Opponent	Score	RPI	S	Opponent	Score
11	A	Arizona St.	54 83	33	A	Nebraska	45 54	82	H	Hawaii	78 69	130	A	Cal Poly	66 71
				50	H	Fresno St.	80 60					131	H	UC Riverside	66 65
												151	A	New Mexico St.	78 90
												151	H	New Mexico St.	82 78
												165	A	Arizona	76 72
												197	A	Tex.-Pan American	60 77
												197	H	Tex.-Pan American	87 72
												246	H	UNLV	74 71
												271	A	UC Irvine	68 65
												271	H	UC Irvine	80 70
												296	A	Grand Canyon	65 60
												296	H	Grand Canyon	90 67
												301	A	Omaha	68 80
												313	H	LIU Brooklyn	84 53
												319	A	Seattle	69 62
												328	A	Utah Valley	58 70
												335	H	UC Santa Barbara	74 64
												342	H	UMKC	70 67
												344	H	Air Force	96 56
												345	H	Chicago St.	83 58
LAST 12 Division I GAMES:															
151	H	New Mexico St.	82 78	342	H	UMKC	70 67								
197	H	Tex.-Pan American	87 72	197	A	Tex.-Pan American	60 77								
296	A	Grand Canyon	65 60	151	A	New Mexico St.	78 90								
328	A	Utah Valley	58 70	296	H	Grand Canyon	90 67								
319	A	Seattle	69 62	335	H	UC Santa Barbara	74 64								
345	H	Chicago St.	83 58	130	A	Cal Poly	66 71								

Non-Div I Games: Fresno Pacific 82 60

Bakersfield

Loss, Non-Conf, S Site, H Home A Away N Neutral



Average RPI Win:	226	WON-LOST	WINNING	LAST 10	STRENGTH OF	OPP. STRENGTH	TEAM	ADJ.	CONF.	ADJ CONF.
Average RPI Loss:	92	RECORD	PCT. RANK	GAMES	SCHEDULE	OF SCHEDULE	RPI	RPI	RPI	RPI
DIV. I ONLY	13- 10	132	7- 3	160	146	136	136	16	16	
DIV. I NON-CONF.	4- 7	220	0- 0	125	38	214	214	18	18	
TOTALS	RPI 1-25	RPI 26-50	W-L RECORDS	RPI 51-100	RPI 101-150	RPI 150+				
13- 10	0- 1	0- 2	OVERALL	2- 3	1- 3	10- 1				
8- 4	0- 0	0- 0	HOME	1- 3	0- 0	7- 1				
5- 6	0- 1	0- 2	AWAY	1- 0	1- 3	3- 0				
0- 0	0- 0	0- 0	NEUTRAL	0- 0	0- 0	0- 0				
4- 7	0- 1	0- 2	NON-CONFERENCE	0- 2	0- 2	4- 0				
4- 2	0- 0	0- 0	HOME	0- 2	0- 0	4- 0				
0- 5	0- 1	0- 2	AWAY	0- 0	0- 2	0- 0				
0- 0	0- 0	0- 0	NEUTRAL	0- 0	0- 0	0- 0				
9- 3	0- 0	0- 0	CONFERENCE	2- 1	1- 1	6- 1				
4- 2	0- 0	0- 0	HOME	1- 1	0- 0	3- 1				
5- 1	0- 0	0- 0	AWAY	1- 0	1- 1	3- 0				
0- 0	0- 0	0- 0	NEUTRAL	0- 0	0- 0	0- 0				

RPI 1-25				RPI 26-50				RPI 51-100				RPI 101+ Team's RPI: 136			
RPI	S	Opponent	Score	RPI	S	Opponent	Score	RPI	S	Opponent	Score	RPI	S	Opponent	Score
8	A	Louisville	56 69	31	A	Pittsburgh	47 59	53	H	Duquesne	62 82	120	A	Buffalo	43 53
				34	A	Western Ky.	59 84	60	H	Ohio	53 60	121	A	Toledo	69 61
								67	A	Akron	77 73	126	A	Butler	41 48
								92	H	Western Mich.	54 36	138	A	Saint Louis	68 73
								94	H	Purdue	60 66	185	A	Eastern Mich.	72 62
												208	H	Charlotte	76 66
												235	H	Oakland	75 50
												247	H	Evansville	76 70
												251	H	Northern Ill.	62 65
												280	A	Bowling Green	62 50
												280	H	Bowling Green	77 52
												300	A	Miami (OH)	72 55
												300	H	Miami (OH)	72 41
												302	H	Kent St.	85 47
												322	H	Murray St.	85 59
LAST 12 Division I GAMES:															
280	H	Bowling Green	77 52	67	A	Akron	77 73								
185	A	Eastern Mich.	72 62	120	A	Buffalo	43 53								
121	A	Toledo	69 61	302	H	Kent St.	85 47								
251	H	Northern Ill.	62 65	92	H	Western Mich.	54 36								
300	A	Miami (OH)	72 55	300	H	Miami (OH)	72 41								
60	H	Ohio	53 60	280	A	Bowling Green	62 50								

Non-Div I Games:

Ball St.

■ Loss, 
 ■ Non-Conf, S Site, 
 ■ Home 
 ■ Away 
 N Neutral



Average RPI Win:	100	WON-LOST	WINNING	LAST 10	STRENGTH OF	OPP. STRENGTH	TEAM	ADJ.	CONF.	ADJ CONF.
Average RPI Loss:	9	RECORD	PCT. RANK	GAMES	SCHEDULE	OF SCHEDULE	RPI	RPI	RPI	RPI
DIV. I ONLY	24- 1	2	10- 0	20	10	2	2	1	1	
DIV. I NON-CONF.	11- 1	11	0- 0	83	58	13	13	1	1	
TOTALS	RPI 1-25	RPI 26-50	W-L RECORDS	RPI 51-100	RPI 101-150	RPI 150+				
24- 1	1- 1	5- 0	OVERALL	9- 0	3- 0	6- 0				
15- 0	1- 0	3- 0	HOME	4- 0	1- 0	6- 0				
7- 1	0- 1	1- 0	AWAY	5- 0	1- 0	0- 0				
2- 0	0- 0	1- 0	NEUTRAL	0- 0	1- 0	0- 0				
11- 1	0- 1	2- 0	NON-CONFERENCE	0- 0	3- 0	6- 0				
8- 0	0- 0	1- 0	HOME	0- 0	1- 0	6- 0				
1- 1	0- 1	0- 0	AWAY	0- 0	1- 0	0- 0				
2- 0	0- 0	1- 0	NEUTRAL	0- 0	1- 0	0- 0				
13- 0	1- 0	3- 0	CONFERENCE	9- 0	0- 0	0- 0				
7- 0	1- 0	2- 0	HOME	4- 0	0- 0	0- 0				
6- 0	0- 0	1- 0	AWAY	5- 0	0- 0	0- 0				
0- 0	0- 0	0- 0	NEUTRAL	0- 0	0- 0	0- 0				

RPI	S	Opponent	Score	RPI	S	Opponent	Score	RPI	S	Opponent	Score	RPI	S	Opponent	Score
9	A	Kentucky	64 74	28	A	Texas	70 68	58	A	Oklahoma St.	69 52	105	N	Michigan St.	84 65
19	H	Oklahoma	89 66	28	H	Texas	75 58	58	H	Oklahoma St.	61 45	107	A	Ole Miss	96 54
				29	N	Syracuse	74 72	61	A	West Virginia	66 62	129	H	Marist	90 60
				46	H	Stetson	96 42	61	H	West Virginia	79 51	154	H	Stephen F. Austin	96 57
				48	H	Iowa St.	79 47	62	A	Kansas St.	74 44	181	H	Oral Roberts	101 60
								62	H	Kansas St.	68 46	197	H	Tex.-Pan American	96 42
								79	A	TCU	89 67	206	H	Idaho	88 70
								85	A	Kansas	71 63	237	H	Prairie View	108 64
								85	H	Kansas	66 58	267	H	Utah St.	99 43
LAST 12 Division I GAMES:															
61	H	West Virginia	79 51	62	H	Kansas St.	68 46								
19	H	Oklahoma	89 66	28	H	Texas	75 58								
28	A	Texas	70 68	85	A	Kansas	71 63								
58	A	Oklahoma St.	69 52	48	H	Iowa St.	79 47								
85	H	Kansas	66 58	61	A	West Virginia	66 62								
79	A	TCU	89 67	62	A	Kansas St.	74 44								

Non-Div I Games:

Baylor

■ Loss, 
 ■ Non-Conf, S Site, 
 ■ Home 
 ■ Away 
 N Neutral



Belmont

Through Games Of Feb. 15, 2015

Average RPI Win:	253	WON-LOST	WINNING	LAST 10	STRENGTH OF	OPP. STRENGTH	TEAM	ADJ.	CONF.	ADJ CONF.
Average RPI Loss:	125	RECORD	PCT. RANK	GAMES	SCHEDULE	OF SCHEDULE	RPI	RPI	RPI	RPI
DIV. I ONLY	11- 14	215	7- 3	128	206	164	164	26	26	
DIV. I NON-CONF.	3- 9	281	0- 0	34	24	148	148	26	26	
TOTALS	RPI 1-25	RPI 26-50	W-L RECORDS	RPI 51-100	RPI 101-150	RPI 150+				
11- 14	0- 3	0- 3	OVERALL	0- 1	0- 2	11- 5				
5- 4	0- 1	0- 1	HOME	0- 0	0- 1	5- 1				
6- 9	0- 2	0- 2	AWAY	0- 0	0- 1	6- 4				
0- 1	0- 0	0- 0	NEUTRAL	0- 1	0- 0	0- 0				
3- 9	0- 3	0- 3	NON-CONFERENCE	0- 1	0- 1	3- 1				
1- 2	0- 1	0- 1	HOME	0- 0	0- 0	1- 0				
2- 6	0- 2	0- 2	AWAY	0- 0	0- 1	2- 1				
0- 1	0- 0	0- 0	NEUTRAL	0- 1	0- 0	0- 0				
8- 5	0- 0	0- 0	CONFERENCE	0- 0	0- 1	8- 4				
4- 2	0- 0	0- 0	HOME	0- 0	0- 1	4- 1				
4- 3	0- 0	0- 0	AWAY	0- 0	0- 0	4- 3				
0- 0	0- 0	0- 0	NEUTRAL	0- 0	0- 0	0- 0				

RPI 1-25				RPI 26-50				RPI 51-100				RPI 101+ Team's RPI: 164			
RPI	S	Opponent	Score	RPI	S	Opponent	Score	RPI	S	Opponent	Score	RPI	S	Opponent	Score
8	A	Louisville	35 95	34	H	Western Ky.	50 66	67	N	Akron	58 73	110	A	Cleveland St.	86 89
9	A	Kentucky	55 71	45	A	Vanderbilt	58 65					147	H	UT Martin	68 85
24	H	Chattanooga	48 60	49	A	Georgia	43 62					173	H	SIUE	52 67
												180	A	Mercer	86 83
												192	A	Jacksonville St.	55 52
												192	H	Jacksonville St.	70 66
												219	A	Morehead St.	55 66
												219	H	Morehead St.	57 56
												222	A	Tennessee St.	64 62
												234	H	Lipscomb	80 60
												250	A	Austin Peay	59 72
												269	A	Eastern Ky.	76 59
												302	A	Kent St.	55 58
												305	H	Southeast Mo. St.	62 39
												310	A	Denver	72 43
												312	A	Eastern Ill.	72 77
												322	A	Murray St.	79 68
												333	H	Tennessee Tech	59 53
LAST 12 Division I GAMES:															
219	H	Morehead St.	57 56	192	H	Jacksonville St.	70 66								
192	A	Jacksonville St.	55 52	322	A	Murray St.	79 68								
269	A	Eastern Ky.	76 59	250	A	Austin Peay	59 72								
219	A	Morehead St.	55 66	312	A	Eastern Ill.	72 77								
333	H	Tennessee Tech	59 53	173	H	SIUE	52 67								
222	A	Tennessee St.	64 62	147	H	UT Martin	68 85								

Non-Div I Games: North Ala. 69 72

Belmont

Loss, Non-Conf, S Site, H Home A Away N Neutral



Average RPI Win:	305	WON-LOST	WINNING	LAST 10	STRENGTH OF	OPP. STRENGTH	TEAM	ADJ.	CONF.	ADJ CONF.
Average RPI Loss:	154	RECORD	PCT. RANK	GAMES	SCHEDULE	OF SCHEDULE	RPI	RPI	RPI	RPI
DIV. I ONLY	8- 13	242	7- 3	242	316	257	257	31	31	
DIV. I NON-CONF.	1- 9	328	1- 2	23	180	249	249	29	29	
TOTALS	RPI 1-25	RPI 26-50	W-L RECORDS	RPI 51-100	RPI 101-150	RPI 150+				
8- 13	0- 2	0- 1	OVERALL	0- 3	0- 1	8- 6				
4- 5	0- 1	0- 0	HOME	0- 2	0- 0	4- 2				
4- 6	0- 1	0- 1	AWAY	0- 1	0- 0	4- 3				
0- 2	0- 0	0- 0	NEUTRAL	0- 0	0- 1	0- 1				
1- 9	0- 2	0- 1	NON-CONFERENCE	0- 2	0- 1	1- 3				
1- 3	0- 1	0- 0	HOME	0- 1	0- 0	1- 1				
0- 4	0- 1	0- 1	AWAY	0- 1	0- 0	0- 1				
0- 2	0- 0	0- 0	NEUTRAL	0- 0	0- 1	0- 1				
7- 4	0- 0	0- 0	CONFERENCE	0- 1	0- 0	7- 3				
3- 2	0- 0	0- 0	HOME	0- 1	0- 0	3- 1				
4- 2	0- 0	0- 0	AWAY	0- 0	0- 0	4- 2				
0- 0	0- 0	0- 0	NEUTRAL	0- 0	0- 0	0- 0				

RPI 1-25				RPI 26-50				RPI 51-100				RPI 101+ Team's RPI: 257			
RPI	S	Opponent	Score	RPI	S	Opponent	Score	RPI	S	Opponent	Score	RPI	S	Opponent	Score
13	A	Florida St.	34 103	46	A	Stetson	61 91	51	A	East Carolina	42 71	132	N	Texas St.	40 51
16	H	FGCU	46 91					67	H	Akron	63 81	169	A	Savannah St.	59 52
								97	H	Hampton	54 61	212	H	Fla. Atlantic	68 88
												226	N	Campbell	55 66
												244	A	Jacksonville	51 64
												273	H	Norfolk St.	40 53
												282	A	South Carolina St.	61 68
												289	A	Morgan St.	55 48
												311	H	Western Caro.	63 53
												327	H	UMES	75 65
												331	H	N.C. Central	71 57
												334	A	Florida A&M	70 57
												339	A	Coppin St.	61 58
												343	H	Howard	61 53
												346	A	Delaware St.	71 72
LAST 12 Division I GAMES:															
331	H	N.C. Central	71 57	339	A	Coppin St.	61 58								
346	A	Delaware St.	71 72	273	H	Norfolk St.	40 53								
334	A	Florida A&M	70 57	97	H	Hampton	54 61								
343	H	Howard	61 53	311	H	Western Caro.	63 53								
327	H	UMES	75 65	226	N	Campbell	55 66								
289	A	Morgan St.	55 48	132	N	Texas St.	40 51								

Non-Div I Games: Edward Waters 60 42 Lynn 67 48

Bethune-Cookman

Loss, Non-Conf, S Site, H Home A Away N Neutral



Binghamton

Through Games Of Feb. 15, 2015

Average RPI Win:	289	WON-LOST	WINNING	LAST 10	STRENGTH OF	OPP. STRENGTH	TEAM	ADJ.	CONF.	ADJ CONF.
Average RPI Loss:	176	RECORD	PCT. RANK	GAMES	SCHEDULE	OF SCHEDULE	RPI	RPI	RPI	RPI
DIV. I ONLY	4- 22	327	0- 10	192	284	320	320	23	23	
DIV. I NON-CONF.	2- 11	314	0- 0	184	324	316	316	24	24	
TOTALS	RPI 1-25	RPI 26-50	W-L RECORDS	RPI 51-100	RPI 101-150	RPI 150+				
4- 22	0- 1	0- 0	OVERALL	0- 5	0- 1	4- 15				
3- 8	0- 0	0- 0	HOME	0- 1	0- 0	3- 7				
0- 14	0- 0	0- 0	AWAY	0- 0	0- 0	0- 1				
1- 0	0- 0	0- 0	NEUTRAL	0- 0	0- 0	1- 0				
2- 11	0- 1	0- 0	NON-CONFERENCE	0- 2	0- 1	2- 7				
1- 4	0- 0	0- 0	HOME	0- 0	0- 0	1- 4				
0- 7	0- 1	0- 0	AWAY	0- 2	0- 1	0- 3				
1- 0	0- 0	0- 0	NEUTRAL	0- 0	0- 0	1- 0				
2- 11	0- 0	0- 0	CONFERENCE	0- 3	0- 0	2- 8				
2- 4	0- 0	0- 0	HOME	0- 1	0- 0	2- 3				
0- 7	0- 0	0- 0	AWAY	0- 2	0- 0	0- 5				
0- 0	0- 0	0- 0	NEUTRAL	0- 0	0- 0	0- 0				

RPI 1-25				RPI 26-50				RPI 51-100				RPI 101+ Team's RPI: 320			
RPI	S	Opponent	Score	RPI	S	Opponent	Score	RPI	S	Opponent	Score	RPI	S	Opponent	Score
18	A	Princeton	58 96					67	A	Akron	49 80	140	A	St. Bonaventure	54 72
								77	A	Maine	48 70	152	A	Hartford	44 59
								84	A	Albany (NY)	53 75	152	H	Hartford	46 51
								84	H	Albany (NY)	49 82	162	H	Bucknell	57 68
								87	A	St. John's (NY)	51 67	178	H	Xavier	71 89
												179	H	Siena	53 62
												186	A	Stony Brook	54 67
												216	H	Niagara	52 63
												217	A	New Hampshire	68 73
												217	H	New Hampshire	58 76
												228	A	UMass Lowell	49 66
												228	H	UMass Lowell	65 64
												252	A	Canisius	75 91
												274	H	Rider	72 67
												279	H	UMBC	55 71
												283	A	Colgate	55 74
												299	A	NJIT	48 52
												309	A	Vermont	66 72
												309	H	Vermont	73 62
												346	N	Delaware St.	90 84
LAST 12 Division I GAMES:															
217	H	New Hampshire	58 76	186	A	Stony Brook	54 67								
84	A	Albany (NY)	53 75	77	A	Maine	48 70								
309	A	Vermont	66 72	217	A	New Hampshire	68 73								
152	H	Hartford	46 51	84	H	Albany (NY)	49 82								
228	A	UMass Lowell	49 66	309	H	Vermont	73 62								
279	H	UMBC	55 71	152	A	Hartford	44 59								











































Non-Div I Games:

Binghamton

Loss, Non-Conf, S Site, H Home A Away N Neutral




Average RPI Win:	207	WON-LOST	WINNING	LAST 10	STRENGTH OF	OPP. STRENGTH	TEAM	ADJ.	CONF.	ADJ CONF.
Average RPI Loss:	200	RECORD	PCT. RANK	GAMES	SCHEDULE	OF SCHEDULE	RPI	RPI	RPI	RPI
DIV. I ONLY	14- 7	79	2- 1	251	241	124	124	22	22	
DIV. I NON-CONF.	6- 3	92	0- 0	181	308	111	111	19	19	
TOTALS	RPI 1-25	RPI 26-50	W-L RECORDS	RPI 51-100	RPI 101-150	RPI 150+				
14- 7	0- 0	1- 0	OVERALL	1- 1	2- 1	10- 5				
9- 1	0- 0	1- 0	HOME	1- 0	1- 0	6- 1				
4- 5	0- 0	0- 0	AWAY	0- 1	0- 0	4- 4				
1- 1	0- 0	0- 0	NEUTRAL	0- 0	1- 1	0- 0				
6- 3	0- 0	0- 0	NON-CONFERENCE	0- 0	1- 1	5- 2				
4- 0	0- 0	0- 0	HOME	0- 0	0- 0	4- 0				
1- 2	0- 0	0- 0	AWAY	0- 0	0- 0	1- 2				
1- 1	0- 0	0- 0	NEUTRAL	0- 0	1- 1	0- 0				
8- 4	0- 0	1- 0	CONFERENCE	1- 1	1- 0	5- 3				
5- 1	0- 0	1- 0	HOME	1- 0	1- 0	2- 1				
3- 3	0- 0	0- 0	AWAY	0- 1	0- 0	3- 2				
0- 0	0- 0	0- 0	NEUTRAL	0- 0	0- 0	0- 0				

RPI 1-25	RPI 26-50	RPI 51-100	RPI 101+ Team's RPI: 124
RPI S Opponent Score	RPI S Opponent Score	RPI S Opponent Score	RPI S Opponent Score
	50  Fresno St. 75 66	76  Colorado St. 82  83	101 N Long Beach St. 50  68
		76  Colorado St. 75 65	117 N Yale 59 53
			149  New Mexico 86 65
			151  New Mexico St. 70 45
			153  Eastern Wash. 90 72
			204  Montana St. 75 60
			209  Wyoming 59  64
			218  San Diego St. 40  57
			231  Southern Utah 64  66
			240  San Jose St. 78  88
			241  Idaho St. 86 62
			246  UNLV 78 67
			267  Utah St. 63 53
			267  Utah St. 94 55
			292  Portland 94 58
			328  Utah Valley 60  68
			344  Air Force 88 69
			344  Air Force 81 54
LAST 12 Division I GAMES:			
50  Fresno St. 75 66	240  San Jose St. 78  88		
344  Air Force 88 69	149  New Mexico 86 65		
218  San Diego St. 40  57	246  UNLV 78 67		
267  Utah St. 94 55	209  Wyoming 59  64		
76  Colorado St. 82  83	267  Utah St. 63 53		
344  Air Force 81 54	76  Colorado St. 75 65		

Non-Div I Games: Col. of Idaho 91 40 Carroll (MT) 58 45

Boise St.

 Loss,  Non-Conf, S Site,  Home  Away N Neutral



Average RPI Win:	<b>183</b>	WON-LOST	WINNING	LAST 10	STRENGTH OF	OPP. STRENGTH	TEAM	ADJ.	CONF.	ADJ CONF.
Average RPI Loss:	<b>66</b>	RECORD	PCT. RANK	GAMES	SCHEDULE	OF SCHEDULE	RPI	RPI	RPI	RPI
DIV. I ONLY	<b>11- 13</b>	<b>205</b>	<b>2- 3</b>	<b>35</b>	<b>49</b>	<b>102</b>	<b>102</b>	<b>2</b>	<b>2</b>	
DIV. I NON-CONF.	<b>8- 5</b>	<b>123</b>	<b>0- 1</b>	<b>155</b>	<b>176</b>	<b>121</b>	<b>121</b>	<b>3</b>	<b>3</b>	
TOTALS	RPI 1-25	RPI 26-50	W-L RECORDS	RPI 51-100	RPI 101-150	RPI 150+				
11- 13	1- 4	1- 3	OVERALL	0- 2	1- 3	8- 1				
7- 5	1- 1	0- 1	HOME	0- 1	1- 2	5- 0				
3- 8	0- 3	1- 2	AWAY	0- 1	0- 1	2- 1				
1- 0	0- 0	0- 0	NEUTRAL	0- 0	0- 0	1- 0				
8- 5	0- 1	1- 0	NON-CONFERENCE	0- 1	1- 2	6- 1				
5- 2	0- 0	0- 0	HOME	0- 0	1- 2	4- 0				
2- 3	0- 1	1- 0	AWAY	0- 1	0- 0	1- 1				
1- 0	0- 0	0- 0	NEUTRAL	0- 0	0- 0	1- 0				
3- 8	1- 3	0- 3	CONFERENCE	0- 1	0- 1	2- 0				
2- 3	1- 1	0- 1	HOME	0- 1	0- 0	1- 0				
1- 5	0- 2	0- 2	AWAY	0- 0	0- 1	1- 0				
0- 0	0- 0	0- 0	NEUTRAL	0- 0	0- 0	0- 0				

RPI	S	Opponent	Score	RPI	S	Opponent	Score	RPI	S	Opponent	Score	RPI	S	Opponent	Score	Team's RPI: 102
3	A	Notre Dame	58 <b>104</b>	29	H	Syracuse	46 <b>64</b>	77	A	Maine	64 <b>69</b>	103	A	Virginia	56 <b>68</b>	
3	H	Notre Dame	56 <b>89</b>	31	A	Pittsburgh	70 <b>78</b>	96	H	Georgia Tech	77 <b>80</b>	106	H	Hofstra	61 <b>75</b>	
12	H	Duke	60 56	42	A	Miami (FL)	53 <b>74</b>					145	H	Indiana	67 <b>76</b>	
14	A	North Carolina	60 <b>72</b>	47	A	St. Mary's (CA)	82 72					148	H	Bryant	90 79	
25	A	Stanford	63 <b>96</b>									152	A	Hartford	73 61	
												167	H	Clemson	68 53	
												188	A	Holy Cross	64 <b>80</b>	
												202	A	Wake Forest	75 74	
												217	H	New Hampshire	64 58	
												229	N	Brown	90 80	
												236	H	Providence	79 51	
												290	H	Northeastern	66 56	
												316	H	Boston U.	73 56	
LAST 12 Division I GAMES:																
77	A	Maine	64 <b>69</b>	12	H	Duke	60 56									
202	A	Wake Forest	75 74	29	H	Syracuse	46 <b>64</b>									
3	H	Notre Dame	56 <b>89</b>	103	A	Virginia	56 <b>68</b>									
167	H	Clemson	68 53	3	A	Notre Dame	58 <b>104</b>									
14	A	North Carolina	60 <b>72</b>	96	H	Georgia Tech	77 <b>80</b>									
31	A	Pittsburgh	70 <b>78</b>	42	A	Miami (FL)	53 <b>74</b>									

Non-Div I Games:

Boston College

■ Loss, 
 ■ Non-Conf, S Site, 
 ■ Home 
 ■ Away 
 N Neutral



Average RPI Win: <b>221</b>	WON-LOST	WINNING	LAST 10	STRENGTH OF	OPP. STRENGTH	TEAM	ADJ.	CONF.	ADJ CONF.
Average RPI Loss: <b>174</b>	RECORD	PCT. RANK	GAMES	SCHEDULE	OF SCHEDULE	RPI	RPI	RPI	RPI
DIV. I ONLY	5- 20	311	2- 8	235	210	316	316	19	19
DIV. I NON-CONF.	3- 8	263	0- 0	223	188	279	279	21	21
TOTALS	RPI 1-25	RPI 26-50	W-L RECORDS	RPI 51-100	RPI 101-150	RPI 150+			
5- 20	0- 0	0- 0	OVERALL	0- 4	0- 5	5- 11			
4- 7	0- 0	0- 0	HOME	0- 2	0- 0	4- 5			
0- 13	0- 0	0- 0	AWAY	0- 0	0- 0	0- 0			
1- 0	0- 0	0- 0	NEUTRAL	0- 0	0- 0	1- 0			
3- 8	0- 0	0- 0	NON-CONFERENCE	0- 0	0- 5	3- 3			
2- 2	0- 0	0- 0	HOME	0- 0	0- 0	2- 2			
0- 6	0- 0	0- 0	AWAY	0- 0	0- 5	0- 1			
1- 0	0- 0	0- 0	NEUTRAL	0- 0	0- 0	1- 0			
2- 12	0- 0	0- 0	CONFERENCE	0- 4	0- 0	2- 8			
2- 5	0- 0	0- 0	HOME	0- 2	0- 0	2- 3			
0- 7	0- 0	0- 0	AWAY	0- 2	0- 0	0- 5			
0- 0	0- 0	0- 0	NEUTRAL	0- 0	0- 0	0- 0			

RPI 1-25			RPI 26-50			RPI 51-100			RPI 101+			Team's RPI: 316
RPI	S	Opponent	Score	RPI	S	Opponent	Score	RPI	S	Opponent	Score	
						75  American	45  75	102  Boston College			56  73	
						95  Army	40  65	112  Rhode Island			48  56	
						99  Lehigh	64  85	117  Yale			59  66	
						99  Lehigh	71  78	129  Marist			50  77	
								149  New Mexico			49  56	
								154  Stephen F. Austin			62 57	
								159  Harvard			63 62	
								162  Bucknell			56  72	
								188  Holy Cross			48  71	
								189  Massachusetts			57  78	
								200  Lafayette			60  67	
								200  Lafayette			56 49	
								217  New Hampshire			55  67	
								220  Navy			40  48	
								220  Navy			55  61	
								264  Loyola Maryland			55  66	
								264  Loyola Maryland			53  63	
								283  Colgate			54  67	
								283  Colgate			58 53	
								290  Northeastern			74  75	
								309  Vermont			66 61	
LAST 12 Division I GAMES:												
264  Loyola Maryland			55  66	162  Bucknell			56  72					
283  Colgate			54  67	75  American			45  75					
200  Lafayette			56 49	264  Loyola Maryland			53  63					
220  Navy			40  48	283  Colgate			58 53					
99  Lehigh			71  78	200  Lafayette			60  67					
95  Army			40  65	220  Navy			55  61					

Non-Div I Games:

Boston U.



## Bowling Green

Through Games Of Feb. 15, 2015

Average RPI Win:	278	WON-LOST	WINNING	LAST 10	STRENGTH OF	OPP. STRENGTH	TEAM	ADJ.	CONF.	ADJ CONF.
Average RPI Loss:	165	RECORD	PCT. RANK	GAMES	SCHEDULE	OF SCHEDULE	RPI	RPI	RPI	RPI
DIV. I ONLY	9- 15	245	2- 8	332	194	280	280	16	16	
DIV. I NON-CONF.	7- 4	107	0- 0	349	206	270	270	18	18	
TOTALS	RPI 1-25	RPI 26-50	W-L RECORDS	RPI 51-100	RPI 101-150	RPI 150+				
9- 15	0- 0	0- 0	OVERALL	0- 4	0- 5	9- 6				
4- 5	0- 0	0- 0	HOME	0- 1	0- 3	4- 1				
4- 9	0- 0	0- 0	AWAY	0- 2	0- 2	4- 5				
1- 1	0- 0	0- 0	NEUTRAL	0- 1	0- 0	1- 0				
7- 4	0- 0	0- 0	NON-CONFERENCE	0- 1	0- 0	7- 3				
2- 1	0- 0	0- 0	HOME	0- 0	0- 0	2- 1				
4- 2	0- 0	0- 0	AWAY	0- 0	0- 0	4- 2				
1- 1	0- 0	0- 0	NEUTRAL	0- 1	0- 0	1- 0				
2- 11	0- 0	0- 0	CONFERENCE	0- 3	0- 5	2- 3				
2- 4	0- 0	0- 0	HOME	0- 1	0- 3	2- 0				
0- 7	0- 0	0- 0	AWAY	0- 2	0- 2	0- 3				
0- 0	0- 0	0- 0	NEUTRAL	0- 0	0- 0	0- 0				

RPI 1-25			RPI 26-50			RPI 51-100			RPI 101+ Team's RPI: 280		
RPI	S	Opponent	Score	RPI	S	Opponent	Score	RPI	S	Opponent	Score
						60 H Ohio	46 71	120 A Buffalo		45 66	
						67 A Akron	59 67	121 H Toledo		48 64	
						92 A Western Mich.	52 82	136 A Ball St.		52 77	
						97 N Hampton	53 64	136 H Ball St.		50 62	
								137 H Central Mich.		54 57	
								162 H Bucknell		52 53	
								176 H Iona		80 59	
								185 A Eastern Mich.		52 64	
								251 A Northern Ill.		50 67	
								251 H Northern Ill.		65 59	
								268 H Cincinnati		66 55	
								271 N UC Irvine		62 54	
								276 A Loyola Marymount		48 51	
								278 A Milwaukee		60 50	
								300 H Miami (OH)		66 53	
								302 A Kent St.		48 55	
								314 A Bradley		61 47	
								318 A Illinois St.		58 54	
								325 A Saint Francis (PA)		76 62	
								330 A FIU		55 68	
LAST 12 Division I GAMES:											
136 A		Ball St.	52 77	300 H		Miami (OH)	66 53				
60 H		Ohio	46 71	92 A		Western Mich.	52 82				
120 A		Buffalo	45 66	185 A		Eastern Mich.	52 64				
137 H		Central Mich.	54 57	251 H		Northern Ill.	65 59				
121 H		Toledo	48 64	302 A		Kent St.	48 55				
251 A		Northern Ill.	50 67	67 A		Akron	59 67				

Non-Div I Games:

Bowling Green

■ Loss, 
 ■ Non-Conf, 
 ■ S Site, 
 ■ H Home 
 ■ A Away 
 N Neutral



Average RPI Win:	<b>244</b>	WON-LOST	WINNING	LAST 10	STRENGTH OF	OPP. STRENGTH	TEAM	ADJ.	CONF.	ADJ CONF.
Average RPI Loss:	<b>176</b>	RECORD	PCT. RANK	GAMES	SCHEDULE	OF SCHEDULE	RPI	RPI	RPI	RPI
DIV. I ONLY	<b>4- 20</b>	<b>319</b>	<b>3- 7</b>	<b>208</b>	<b>261</b>	<b>314</b>	<b>314</b>	<b>18</b>	<b>18</b>	
DIV. I NON-CONF.	<b>1- 10</b>	<b>329</b>	<b>0- 0</b>	<b>257</b>	<b>310</b>	<b>341</b>	<b>341</b>	<b>16</b>	<b>16</b>	
TOTALS	RPI 1-25	RPI 26-50	W-L RECORDS	RPI 51-100	RPI 101-150	RPI 150+				
4- 20	0- 1	0- 0	OVERALL	0- 4	1- 2	3- 13				
2- 10	0- 0	0- 0	HOME	0- 2	1- 1	1- 7				
2- 10	0- 1	0- 0	AWAY	0- 2	0- 1	2- 6				
0- 0	0- 0	0- 0	NEUTRAL	0- 0	0- 0	0- 0				
1- 10	0- 1	0- 0	NON-CONFERENCE	0- 1	1- 0	0- 8				
1- 5	0- 0	0- 0	HOME	0- 0	1- 0	0- 5				
0- 5	0- 1	0- 0	AWAY	0- 1	0- 0	0- 3				
0- 0	0- 0	0- 0	NEUTRAL	0- 0	0- 0	0- 0				
3- 10	0- 0	0- 0	CONFERENCE	0- 3	0- 2	3- 5				
1- 5	0- 0	0- 0	HOME	0- 2	0- 1	1- 2				
2- 5	0- 0	0- 0	AWAY	0- 1	0- 1	2- 3				
0- 0	0- 0	0- 0	NEUTRAL	0- 0	0- 0	0- 0				

RPI 1-25				RPI 26-50				RPI 51-100				RPI 101+ Team's RPI: 314			
RPI	S	Opponent	Score	RPI	S	Opponent	Score	RPI	S	Opponent	Score	RPI	S	Opponent	Score
19	A	Oklahoma	55 <b>104</b>					56	A	Wichita St.	36 <b>66</b>	104	A	Southern Ill.	59 <b>76</b>
								56	H	Wichita St.	45 <b>61</b>	111	H	UNI	51 <b>70</b>
								59	A	DePaul	77 <b>101</b>	116	H	Missouri	76 <b>64</b>
								72	H	Drake	47 <b>80</b>	158	A	Indiana St.	50 <b>64</b>
												158	H	Indiana St.	55 <b>65</b>
												186	A	Stony Brook	63 <b>79</b>
												194	A	Missouri St.	61 <b>69</b>
												194	H	Missouri St.	64 <b>78</b>
												211	A	Ill.-Chicago	43 <b>71</b>
												224	H	Western Ill.	63 <b>75</b>
												247	A	Evansville	46 <b>86</b>
												247	H	Evansville	56 <b>50</b>
												251	H	Northern Ill.	54 <b>67</b>
												280	H	Bowling Green	47 <b>61</b>
												291	A	Columbia	74 <b>81</b>
												295	A	Loyola Chicago	46 <b>45</b>
												305	H	Southeast Mo. St.	65 <b>70</b>
												318	A	Illinois St.	58 <b>55</b>
												345	H	Chicago St.	59 <b>62</b>
LAST 12 Division I GAMES:															
56	A	Wichita St.	36 <b>66</b>	295	A	Loyola Chicago	46 <b>45</b>								
194	A	Missouri St.	61 <b>69</b>	194	H	Missouri St.	64 <b>78</b>								
247	H	Evansville	56 <b>50</b>	56	H	Wichita St.	45 <b>61</b>								
158	H	Indiana St.	55 <b>65</b>	247	A	Evansville	46 <b>86</b>								
104	A	Southern Ill.	59 <b>76</b>	158	A	Indiana St.	50 <b>64</b>								
318	A	Illinois St.	58 <b>55</b>	72	H	Drake	47 <b>80</b>								

Non-Div I Games:

Bradley



Average RPI Win: <b>266</b>	WON-LOST	WINNING	LAST 10	STRENGTH OF	OPP. STRENGTH	TEAM	ADJ.	CONF.	ADJ CONF.
Average RPI Loss: <b>122</b>	RECORD	PCT. RANK	GAMES	SCHEDULE	OF SCHEDULE	RPI	RPI	RPI	RPI
DIV. I ONLY	9- 13	226	0- 4	186	227	229	229	9	9
DIV. I NON-CONF.	6- 8	197	0- 2	279	316	248	248	10	10
<hr/>									
TOTALS	RPI 1-25	RPI 26-50	W-L RECORDS	RPI 51-100	RPI 101-150	RPI 150+			
9- 13	0- 1	0- 0	OVERALL	0- 3	0- 7	9- 2			
4- 6	0- 1	0- 0	HOME	0- 2	0- 3	4- 0			
4- 5	0- 0	0- 0	AWAY	0- 1	0- 2	4- 2			
1- 2	0- 0	0- 0	NEUTRAL	0- 0	0- 2	1- 0			
6- 8	0- 0	0- 0	NON-CONFERENCE	0- 1	0- 5	6- 2			
3- 2	0- 0	0- 0	HOME	0- 0	0- 2	3- 0			
2- 4	0- 0	0- 0	AWAY	0- 1	0- 1	2- 2			
1- 2	0- 0	0- 0	NEUTRAL	0- 0	0- 2	1- 0			
3- 5	0- 1	0- 0	CONFERENCE	0- 2	0- 2	3- 0			
1- 4	0- 1	0- 0	HOME	0- 2	0- 1	1- 0			
2- 1	0- 0	0- 0	AWAY	0- 0	0- 1	2- 0			
0- 0	0- 0	0- 0	NEUTRAL	0- 0	0- 0	0- 0			

RPI 1-25				RPI 26-50				RPI 51-100				RPI 101+ Team's RPI: 229			
RPI	S	Opponent	Score	RPI	S	Opponent	Score	RPI	S	Opponent	Score	RPI	S	Opponent	Score
18	H	Princeton	58 <b>86</b>					70	H	Penn	75 <b>83</b>	102	N	Boston College	80 <b>90</b>
								77	A	Maine	53 <b>58</b>	112	A	Rhode Island	61 <b>65</b>
								98	H	Cornell	52 <b>65</b>	117	A	Yale	49 <b>66</b>
												117	H	Yale	69 <b>79</b>
												131	N	UC Riverside	65 <b>79</b>
												140	H	St. Bonaventure	56 <b>58</b>
												148	H	Bryant	60 <b>67</b>
												159	A	Harvard	83 80
												171	A	Dartmouth	50 47
												205	H	Sacred Heart	66 56
												217	A	New Hampshire	57 <b>60</b>
												236	A	Providence	69 <b>78</b>
												289	A	Morgan St.	59 52
												291	H	Columbia	85 76
												299	H	NJIT	67 39
												309	A	Vermont	81 76
												329	H	Fairleigh Dickinson	79 74
												343	N	Howard	80 68
<hr/>															
LAST 12 Division I GAMES:															
140	H	St. Bonaventure	56 <b>58</b>	291	H	Columbia	85 76								
102	N	Boston College	80 <b>90</b>	98	H	Cornell	52 <b>65</b>								
70	H	Penn	75 <b>83</b>	117	H	Yale	69 <b>79</b>								
18	H	Princeton	58 <b>86</b>	299	H	NJIT	67 39								
171	A	Dartmouth	50 47	117	A	Yale	49 <b>66</b>								
159	A	Harvard	83 80	289	A	Morgan St.	59 52								

Non-Div I Games:

Brown

■ Loss, 
 ■ Non-Conf, S Site, 
 ■ Home 
 ■ Away 
 N Neutral



Average RPI Win: <b>266</b>	WON-LOST	WINNING	LAST 10	STRENGTH OF	OPP. STRENGTH	TEAM	ADJ.	CONF.	ADJ CONF.
Average RPI Loss: <b>151</b>	RECORD	PCT. RANK	GAMES	SCHEDULE	OF SCHEDULE	RPI	RPI	RPI	RPI
DIV. I ONLY	17- 7	57	7- 3	327	270	148	148	27	27
DIV. I NON-CONF.	7- 4	107	0- 0	248	175	132	132	27	27
TOTALS	RPI 1-25	RPI 26-50	W-L RECORDS	RPI 51-100	RPI 101-150	RPI 150+			
17- 7	0- 0	0- 0	OVERALL	1- 1	0- 3	16- 3			
10- 1	0- 0	0- 0	HOME	1- 0	0- 1	9- 0			
7- 6	0- 0	0- 0	AWAY	0- 1	0- 2	7- 3			
0- 0	0- 0	0- 0	NEUTRAL	0- 0	0- 0	0- 0			
7- 4	0- 0	0- 0	NON-CONFERENCE	1- 1	0- 2	6- 1			
4- 1	0- 0	0- 0	HOME	1- 0	0- 1	3- 0			
3- 3	0- 0	0- 0	AWAY	0- 1	0- 1	3- 1			
0- 0	0- 0	0- 0	NEUTRAL	0- 0	0- 0	0- 0			
10- 3	0- 0	0- 0	CONFERENCE	0- 0	0- 1	10- 2			
6- 0	0- 0	0- 0	HOME	0- 0	0- 0	6- 0			
4- 3	0- 0	0- 0	AWAY	0- 0	0- 1	4- 2			
0- 0	0- 0	0- 0	NEUTRAL	0- 0	0- 0	0- 0			

RPI 1-25			RPI 26-50			RPI 51-100			RPI 101+			Team's RPI: 148
RPI	S	Opponent	Score	RPI	S	Opponent	Score	RPI	S	Opponent	Score	
						77 H Maine	65 52	102 A Boston College			79 90	
						98 A Cornell	64 66	112 H Rhode Island			56 60	
								144 A Central Conn. St.			59 70	
								168 A Robert Morris			84 87	
								188 H Holy Cross			74 68	
								205 A Sacred Heart			67 70	
								205 H Sacred Heart			71 67	
								217 A New Hampshire			57 54	
								228 A UMass Lowell			85 86	
								229 A Brown			67 60	
								236 H Providence			90 80	
								252 H Canisius			71 68	
								293 A Mt. St. Mary's			55 53	
								293 H Mt. St. Mary's			74 72	
								297 A St. Francis Brooklyn			65 53	
								309 A Vermont			72 55	
								313 A LIU Brooklyn			79 66	
								313 H LIU Brooklyn			88 85	
								324 H Wagner			84 48	
								325 A Saint Francis (PA)			73 71	
								325 H Saint Francis (PA)			87 83	
								329 H Fairleigh Dickinson			82 77	
LAST 12 Division I GAMES:												
293 A		Mt. St. Mary's	55 53	205 H		Sacred Heart	71 67					
293 H		Mt. St. Mary's	74 72	324 H		Wagner	84 48					
205 A		Sacred Heart	67 70	144 A		Central Conn. St.	59 70					
325 A		Saint Francis (PA)	73 71	325 H		Saint Francis (PA)	87 83					
168 A		Robert Morris	84 87	329 H		Fairleigh Dickinson	82 77					
313 H		LIU Brooklyn	88 85	297 A		St. Francis Brooklyn	65 53					

Non-Div I Games:

Bryant

■ Loss, 
 ■ Non-Conf, 
 S Site, 
 ■ Home 
 ■ Away 
 N Neutral



Average RPI Win:	<b>247</b>	WON-LOST	WINNING	LAST 10	STRENGTH OF	OPP. STRENGTH	TEAM	ADJ.	CONF.	ADJ CONF.
Average RPI Loss:	<b>131</b>	RECORD	PCT. RANK	GAMES	SCHEDULE	OF SCHEDULE	RPI	RPI	RPI	RPI
DIV. I ONLY	<b>15- 10</b>	<b>112</b>	<b>5- 5</b>	<b>254</b>	<b>247</b>	<b>162</b>	<b>162</b>	<b>19</b>	<b>19</b>	
DIV. I NON-CONF.	<b>8- 3</b>	<b>71</b>	<b>0- 0</b>	<b>296</b>	<b>282</b>	<b>102</b>	<b>102</b>	<b>21</b>	<b>21</b>	
TOTALS	RPI 1-25	RPI 26-50	W-L RECORDS	RPI 51-100	RPI 101-150	RPI 150+				
15- 10	0- 0	0- 0	OVERALL	1- 6	1- 0	13- 4				
9- 3	0- 0	0- 0	HOME	1- 2	1- 0	7- 1				
6- 7	0- 0	0- 0	AWAY	0- 0	0- 0	6- 1				
0- 0	0- 0	0- 0	NEUTRAL	0- 0	0- 0	0- 0				
8- 3	0- 0	0- 0	NON-CONFERENCE	1- 2	1- 0	6- 1				
4- 0	0- 0	0- 0	HOME	1- 0	1- 0	2- 0				
4- 3	0- 0	0- 0	AWAY	0- 2	0- 0	4- 1				
0- 0	0- 0	0- 0	NEUTRAL	0- 0	0- 0	0- 0				
7- 7	0- 0	0- 0	CONFERENCE	0- 4	0- 0	7- 3				
5- 3	0- 0	0- 0	HOME	0- 2	0- 0	5- 1				
2- 4	0- 0	0- 0	AWAY	0- 2	0- 0	2- 2				
0- 0	0- 0	0- 0	NEUTRAL	0- 0	0- 0	0- 0				

RPI S	Opponent	Score	RPI S	Opponent	Score	RPI S	Opponent	Score	RPI S	Opponent	Score	Team's RPI: 162
						54	A Michigan	61 68	117	H Yale	73 66	
						63	A Youngstown St.	54 69	172	A Delaware	56 58	
						75	H American	55 60	188	A Holy Cross	61 69	
						95	A Army	45 67	188	H Holy Cross	52 53	
						95	H Army	46 50	200	A Lafayette	77 71	
						98	H Cornell	59 51	200	H Lafayette	51 37	
						99	A Lehigh	61 76	220	A Navy	44 42	
									220	H Navy	51 50	
									264	H Loyola Maryland	66 49	
									279	H UMBC	85 41	
									280	A Bowling Green	53 52	
									283	A Colgate	41 54	
									283	H Colgate	77 75	
									289	H Morgan St.	79 50	
									293	A Mt. St. Mary's	74 49	
									316	H Boston U.	72 56	
									320	A Binghamton	68 57	
									329	A Fairleigh Dickinson	61 60	
LAST 12 Division I GAMES:												
			95	H Army	46 50	316	H Boston U.	72 56				
			220	H Navy	51 50	264	H Loyola Maryland	66 49				
			188	A Holy Cross	61 69	95	A Army	45 67				
			200	H Lafayette	51 37	220	A Navy	44 42				
			283	A Colgate	41 54	188	H Holy Cross	52 53				
			99	A Lehigh	61 76	200	A Lafayette	77 71				

Non-Div I Games:

Bucknell

■ Loss, 
 ■ Non-Conf, S Site, 
 ■ Home 
 ■ Away 
 N Neutral



## Buffalo

Through Games Of Feb. 15, 2015

Average RPI Win:	217	WON-LOST	WINNING	LAST 10	STRENGTH OF	OPP. STRENGTH	TEAM	ADJ.	CONF.	ADJ CONF.
Average RPI Loss:	125	RECORD	PCT. RANK	GAMES	SCHEDULE	OF SCHEDULE	RPI	RPI	RPI	RPI
DIV. I ONLY	14- 9	106	7- 3	204	183	120	120	16	16	
DIV. I NON-CONF.	7- 4	107	0- 0	324	191	176	176	18	18	
TOTALS	RPI 1-25	RPI 26-50	W-L RECORDS	RPI 51-100	RPI 101-150	RPI 150+				
14- 9	0- 1	0- 0	OVERALL	2- 3	3- 3	9- 2				
6- 3	0- 0	0- 0	HOME	0- 2	3- 0	3- 1				
7- 5	0- 1	0- 0	AWAY	2- 1	0- 2	5- 1				
1- 1	0- 0	0- 0	NEUTRAL	0- 0	0- 1	1- 0				
7- 4	0- 1	0- 0	NON-CONFERENCE	1- 0	1- 1	5- 2				
2- 1	0- 0	0- 0	HOME	0- 0	1- 0	1- 1				
4- 2	0- 1	0- 0	AWAY	1- 0	0- 0	3- 1				
1- 1	0- 0	0- 0	NEUTRAL	0- 0	0- 1	1- 0				
7- 5	0- 0	0- 0	CONFERENCE	1- 3	2- 2	4- 0				
4- 2	0- 0	0- 0	HOME	0- 2	2- 0	2- 0				
3- 3	0- 0	0- 0	AWAY	1- 1	0- 2	2- 0				
0- 0	0- 0	0- 0	NEUTRAL	0- 0	0- 0	0- 0				

RPI 1-25				RPI 26-50				RPI 51-100				RPI 101+ Team's RPI: 120			
RPI	S	Opponent	Score	RPI	S	Opponent	Score	RPI	S	Opponent	Score	RPI	S	Opponent	Score
12	A	Duke	54 88					60	H	Ohio	50 61	121	A	Toledo	63 75
								67	A	Akron	70 81	121	H	Toledo	68 61
								92	A	Western Mich.	54 44	136	H	Ball St.	53 43
								92	H	Western Mich.	59 62	137	A	Central Mich.	58 66
								98	A	Cornell	65 58	140	H	St. Bonaventure	51 44
												146	N	Tulsa	77 87
												179	H	Siena	50 58
												185	A	Eastern Mich.	75 53
												216	H	Niagara	73 64
												251	H	Northern Ill.	47 43
												252	A	Canisius	72 55
												280	H	Bowling Green	66 45
												300	A	Miami (OH)	71 51
												313	A	LIU Brooklyn	73 79
												318	N	Illinois St.	68 60
												321	A	Manhattan	68 58
												325	A	Saint Francis (PA)	88 80
LAST 12 Division I GAMES:															
92	A	Western Mich.	54 44	121	A	Toledo	63 75								
67	A	Akron	70 81	136	H	Ball St.	53 43								
280	H	Bowling Green	66 45	92	H	Western Mich.	59 62								
121	H	Toledo	68 61	300	A	Miami (OH)	71 51								
185	A	Eastern Mich.	75 53	137	A	Central Mich.	58 66								
251	H	Northern Ill.	47 43	60	H	Ohio	50 61								

Non-Div I Games:

Buffalo

■ Loss, 
 ■ Non-Conf, S Site, 
 ■ Home 
 ■ Away 
 N Neutral



Average RPI Win:	189	WON-LOST	WINNING	LAST 10	STRENGTH OF	OPP. STRENGTH	TEAM	ADJ.	CONF.	ADJ CONF.
Average RPI Loss:	100	RECORD	PCT. RANK	GAMES	SCHEDULE	OF SCHEDULE	RPI	RPI	RPI	RPI
DIV. I ONLY	12- 13	186	6- 4	99	81	126	126	10	10	
DIV. I NON-CONF.	3- 7	250	0- 0	37	125	179	179	9	9	
TOTALS	RPI 1-25	RPI 26-50	W-L RECORDS	RPI 51-100	RPI 101-150	RPI 150+				
12- 13	0- 2	0- 2	OVERALL	4- 5	1- 0	7- 4				
6- 4	0- 1	0- 0	HOME	3- 1	1- 0	2- 2				
6- 7	0- 0	0- 2	AWAY	1- 3	0- 0	5- 2				
0- 2	0- 1	0- 0	NEUTRAL	0- 1	0- 0	0- 0				
3- 7	0- 2	0- 1	NON-CONFERENCE	1- 1	1- 0	1- 3				
2- 2	0- 1	0- 0	HOME	1- 0	1- 0	0- 1				
1- 3	0- 0	0- 1	AWAY	0- 0	0- 0	1- 2				
0- 2	0- 1	0- 0	NEUTRAL	0- 1	0- 0	0- 0				
9- 6	0- 0	0- 1	CONFERENCE	3- 4	0- 0	6- 1				
4- 2	0- 0	0- 0	HOME	2- 1	0- 0	2- 1				
5- 4	0- 0	0- 1	AWAY	1- 3	0- 0	4- 0				
0- 0	0- 0	0- 0	NEUTRAL	0- 0	0- 0	0- 0				

RPI 1-25				RPI 26-50				RPI 51-100				RPI 101+ Team's RPI: 126			
RPI	S	Opponent	Score	RPI	S	Opponent	Score	RPI	S	Opponent	Score	RPI	S	Opponent	Score
10	N	Oregon St.	53 85	40	A	Minnesota	86 88	59	A	DePaul	76 92	136	H	Ball St.	48 41
24	H	Chattanooga	47 76	44	A	Seton Hall	65 70	59	H	DePaul	65 83	158	H	Indiana St.	51 66
								64	N	BYU	62 81	170	A	Fairfield	77 81
								69	A	Creighton	55 62	178	A	Xavier	58 54
								69	H	Creighton	63 58	236	A	Providence	67 59
								86	A	Villanova	52 63	236	H	Providence	66 61
								86	H	Villanova	72 58	259	A	Valparaiso	57 91
								87	A	St. John's (NY)	55 50	262	A	Marquette	76 67
								91	H	Wright St.	57 49	262	H	Marquette	74 77
												286	A	Georgetown	65 56
												286	H	Georgetown	63 58
												318	A	Illinois St.	72 60
LAST 12 Division I GAMES:															
286	A	Georgetown	65 56	178	A	Xavier	58 54								
86	A	Villanova	52 63	286	H	Georgetown	63 58								
262	H	Marquette	74 77	86	H	Villanova	72 58								
59	H	DePaul	65 83	262	A	Marquette	76 67								
69	A	Creighton	55 62	87	A	St. John's (NY)	55 50								
236	A	Providence	67 59	69	H	Creighton	63 58								

Non-Div I Games: BYU-Hawaii 71 50

Butler

■ Loss, 
 ■ Non-Conf, 
 ■ S Site, 
 ■ H Home 
 ■ A Away 
 N Neutral



Average RPI Win:	211	WON-LOST	WINNING	LAST 10	STRENGTH OF	OPP. STRENGTH	TEAM	ADJ.	CONF.	ADJ CONF.
Average RPI Loss:	91	RECORD	PCT. RANK	GAMES	SCHEDULE	OF SCHEDULE	RPI	RPI	RPI	RPI
DIV. I ONLY	17- 9	84	6- 4	234	106	108	108	15	15	
DIV. I NON-CONF.	10- 4	80	0- 0	205	114	77	77	15	15	
TOTALS	RPI 1-25	RPI 26-50	W-L RECORDS	RPI 51-100	RPI 101-150	RPI 150+				
17- 9	0- 1	0- 1	OVERALL	2- 2	3- 5	12- 0				
10- 2	0- 0	0- 0	HOME	1- 0	2- 2	7- 0				
7- 6	0- 0	0- 1	AWAY	1- 2	1- 3	5- 0				
0- 1	0- 1	0- 0	NEUTRAL	0- 0	0- 0	0- 0				
10- 4	0- 1	0- 1	NON-CONFERENCE	1- 1	1- 1	8- 0				
6- 0	0- 0	0- 0	HOME	0- 0	1- 0	5- 0				
4- 3	0- 0	0- 1	AWAY	1- 1	0- 1	3- 0				
0- 1	0- 1	0- 0	NEUTRAL	0- 0	0- 0	0- 0				
7- 5	0- 0	0- 0	CONFERENCE	1- 1	2- 4	4- 0				
4- 2	0- 0	0- 0	HOME	1- 0	1- 2	2- 0				
3- 3	0- 0	0- 0	AWAY	0- 1	1- 2	2- 0				
0- 0	0- 0	0- 0	NEUTRAL	0- 0	0- 0	0- 0				

RPI S	Opponent	Score	RPI S	Opponent	Score	RPI S	Opponent	Score	RPI S	Opponent	Score	Team's RPI: 108
16 N	FGCU	64 73	47 A	St. Mary's (CA)	63 73	64 A	BYU	63 54	101 A	Long Beach St.	67 52	
						73 A	Southern California	74 85	109 A	UC Davis	67 73	
						82 A	Hawaii	49 64	109 H	UC Davis	49 60	
						82 H	Hawaii	53 46	119 A	Saint Joseph's	54 61	
									130 A	Cal Poly	54 63	
									130 H	Cal Poly	70 58	
									131 H	UC Riverside	56 68	
									150 H	Sacramento St.	81 66	
									198 H	Pepperdine	74 48	
									203 H	Texas Southern	63 50	
									204 H	Montana St.	78 66	
									206 H	Idaho	67 50	
									213 H	Cal St. Fullerton	82 51	
									218 A	San Diego St.	65 54	
									266 A	Northern Ariz.	77 71	
									271 A	UC Irvine	72 63	
									292 H	Portland	45 41	
									319 A	Seattle	86 63	
									335 A	UC Santa Barbara	60 21	
									335 H	UC Santa Barbara	84 48	
LAST 12 Division I GAMES:												
335 A	UC Santa Barbara	60 21	101 A	Long Beach St.	67 52							
130 H	Cal Poly	70 58	271 A	UC Irvine	72 63							
213 H	Cal St. Fullerton	82 51	130 A	Cal Poly	54 63							
109 A	UC Davis	67 73	335 H	UC Santa Barbara	84 48							
82 A	Hawaii	49 64	82 H	Hawaii	53 46							
131 H	UC Riverside	56 68	109 H	UC Davis	49 60							

Non-Div I Games:

CSUN

■ Loss, 
 ■ Non-Conf, 
 ■ S Site, 
 ■ Home 
 ■ A Away 
 N Neutral



Average RPI Win:	198	WON-LOST	WINNING	LAST 10	STRENGTH OF	OPP. STRENGTH	TEAM	ADJ.	CONF.	ADJ CONF.
Average RPI Loss:	115	RECORD	PCT. RANK	GAMES	SCHEDULE	OF SCHEDULE	RPI	RPI	RPI	RPI
DIV. I ONLY	12- 11	164	6- 4	107	175	130	130	15	15	
DIV. I NON-CONF.	5- 7	204	1- 0	174	190	206	206	15	15	
TOTALS	RPI 1-25	RPI 26-50	W-L RECORDS	RPI 51-100	RPI 101-150	RPI 150+				
12- 11	0- 0	0- 2	OVERALL	1- 2	4- 4	7- 3				
7- 4	0- 0	0- 1	HOME	1- 0	3- 1	3- 2				
5- 7	0- 0	0- 1	AWAY	0- 2	1- 3	4- 1				
0- 0	0- 0	0- 0	NEUTRAL	0- 0	0- 0	0- 0				
5- 7	0- 0	0- 2	NON-CONFERENCE	0- 1	1- 1	4- 3				
3- 3	0- 0	0- 1	HOME	0- 0	1- 0	2- 2				
2- 4	0- 0	0- 1	AWAY	0- 1	0- 1	2- 1				
0- 0	0- 0	0- 0	NEUTRAL	0- 0	0- 0	0- 0				
7- 4	0- 0	0- 0	CONFERENCE	1- 1	3- 3	3- 0				
4- 1	0- 0	0- 0	HOME	1- 0	2- 1	1- 0				
3- 3	0- 0	0- 0	AWAY	0- 1	1- 2	2- 0				
0- 0	0- 0	0- 0	NEUTRAL	0- 0	0- 0	0- 0				

RPI S	Opponent	Score	RPI S	Opponent	Score	RPI S	Opponent	Score	RPI S	Opponent	Score	Team's RPI: 130
47	H St. Mary's (CA)	64 65	76	A Colorado St.	63 65	101	A Long Beach St.	58 57	101	H Long Beach St.	74 85	
50	A Fresno St.	56 67	82	A Hawaii	64 79	108	A CSUN	58 70	108	H CSUN	63 54	
			82	H Hawaii	70 65	109	H UC Davis	72 64	128	H Bakersfield	71 66	
						131	A UC Riverside	78 82	149	A New Mexico	68 84	
						151	A New Mexico St.	65 79	171	H Dartmouth	61 74	
						196	A Santa Clara	79 73	198	H Pepperdine	69 76	
						213	A Cal St. Fullerton	57 48	270	H A&M-Corpus Christi	63 48	
						271	H UC Irvine	74 58	276	A Loyola Marymount	87 79	
						292	H Portland	76 67	335	A UC Santa Barbara	56 41	
LAST 12 Division I GAMES:												
101	A Long Beach St.	58 57	213	A Cal St. Fullerton	57 48	108	H CSUN	63 54				
108	A CSUN	58 70	101	H Long Beach St.	74 85	335	A UC Santa Barbara	56 41				
82	A Hawaii	64 79	82	H Hawaii	70 65	128	H Bakersfield	71 66				
271	H UC Irvine	74 58										
109	H UC Davis	72 64										
131	A UC Riverside	78 82										

Non-Div I Games:

Cal Poly

■ Loss, 
 ■ Non-Conf, S Site, 
 ■ Home 
 ■ Away 
 N Neutral



Average RPI Win:	263	WON-LOST	WINNING	LAST 10	STRENGTH OF	OPP. STRENGTH	TEAM	ADJ.	CONF.	ADJ CONF.
Average RPI Loss:	109	RECORD	PCT. RANK	GAMES	SCHEDULE	OF SCHEDULE	RPI	RPI	RPI	RPI
DIV. I ONLY	9- 14	236	3- 7	155	222	213	213	15	15	
DIV. I NON-CONF.	6- 7	174	2- 0	145	299	174	174	15	15	
TOTALS	RPI 1-25	RPI 26-50	W-L RECORDS	RPI 51-100	RPI 101-150	RPI 150+				
9- 14	0- 0	0- 1	OVERALL	0- 5	1- 6	8- 2				
4- 6	0- 0	0- 0	HOME	0- 3	1- 2	3- 1				
5- 7	0- 0	0- 1	AWAY	0- 2	0- 4	5- 0				
0- 1	0- 0	0- 0	NEUTRAL	0- 0	0- 0	0- 1				
6- 7	0- 0	0- 1	NON-CONFERENCE	0- 4	0- 0	6- 2				
2- 3	0- 0	0- 0	HOME	0- 2	0- 0	2- 1				
4- 3	0- 0	0- 1	AWAY	0- 2	0- 0	4- 0				
0- 1	0- 0	0- 0	NEUTRAL	0- 0	0- 0	0- 1				
3- 7	0- 0	0- 0	CONFERENCE	0- 1	1- 6	2- 0				
2- 3	0- 0	0- 0	HOME	0- 1	1- 2	1- 0				
1- 4	0- 0	0- 0	AWAY	0- 0	0- 4	1- 0				
0- 0	0- 0	0- 0	NEUTRAL	0- 0	0- 0	0- 0				

RPI S	Opponent	Score	RPI S	Opponent	Score	RPI S	Opponent	Score	RPI S	Opponent	Score	Team's RPI: 213
50	A Fresno St.	52 57	66	A San Diego	54 60	101	A Long Beach St.	70 74				
			80	A South Dakota	50 86	108	A CSUN	51 82				
			82	H Hawaii	43 54	109	A UC Davis	59 64				
			84	H Albany (NY)	49 71	109	H UC Davis	67 74				
			86	H Villanova	43 50	130	H Cal Poly	48 57				
						131	A UC Riverside	69 77				
						131	H UC Riverside	58 49				
						151	A New Mexico St.	66 51				
						185	N Eastern Mich.	74 78				
						204	H Montana St.	47 63				
						243	A Weber St.	70 68				
						265	H North Dakota St.	86 79				
						271	A UC Irvine	62 51				
						310	A Denver	78 61				
						319	A Seattle	66 59				
						335	H UC Santa Barbara	54 50				
						342	H UMKC	72 52				
LAST 12 Division I GAMES:												
82	H Hawaii	43 54	130	H Cal Poly	48 57							
109	H UC Davis	67 74	109	A UC Davis	59 64							
108	A CSUN	51 82	271	A UC Irvine	62 51							
131	A UC Riverside	69 77	131	H UC Riverside	58 49							
101	A Long Beach St.	70 74	319	A Seattle	66 59							
335	H UC Santa Barbara	54 50	342	H UMKC	72 52							

Non-Div I Games:

Cal St. Fullerton

■ Loss, 
 ■ Non-Conf, S Site, 
 ■ Home 
 ■ Away 
 N Neutral



## California

Through Games Of Feb. 15, 2015

Average RPI Win:	119	WON-LOST	WINNING	LAST 10	STRENGTH OF	OPP. STRENGTH	TEAM	ADJ.	CONF.	ADJ CONF.
Average RPI Loss:	50	RECORD	PCT. RANK	GAMES	SCHEDULE	OF SCHEDULE	RPI	RPI	RPI	RPI
DIV. I ONLY	19- 6	35	8- 2	31	13	26	26	5	5	
DIV. I NON-CONF.	8- 3	71	0- 0	29	59	33	33	4	4	
TOTALS	RPI 1-25	RPI 26-50	W-L RECORDS	RPI 51-100	RPI 101-150	RPI 150+				
19- 6	2- 3	0- 0	OVERALL	8- 2	3- 1	6- 0				
11- 3	1- 2	0- 0	HOME	3- 1	2- 0	5- 0				
7- 3	1- 1	0- 0	AWAY	5- 1	0- 1	1- 0				
1- 0	0- 0	0- 0	NEUTRAL	0- 0	1- 0	0- 0				
8- 3	0- 1	0- 0	NON-CONFERENCE	3- 1	2- 1	3- 0				
5- 1	0- 1	0- 0	HOME	1- 0	1- 0	3- 0				
2- 2	0- 0	0- 0	AWAY	2- 1	0- 1	0- 0				
1- 0	0- 0	0- 0	NEUTRAL	0- 0	1- 0	0- 0				
11- 3	2- 2	0- 0	CONFERENCE	5- 1	1- 0	3- 0				
6- 2	1- 1	0- 0	HOME	2- 1	1- 0	2- 0				
5- 1	1- 1	0- 0	AWAY	3- 0	0- 0	1- 0				
0- 0	0- 0	0- 0	NEUTRAL	0- 0	0- 0	0- 0				

RPI 1-25				RPI 26-50				RPI 51-100				RPI 101+			
RPI	S	Opponent	Score	RPI	S	Opponent	Score	RPI	S	Opponent	Score	RPI	S	Opponent	Score
8	H	Louisville	57 70					52	A	Pacific	84 64	101	A	Long Beach St.	56 58
11	A	Arizona St.	50 49					68	A	Washington St.	70 62	116	N	Missouri	82 70
11	H	Arizona St.	52 67					68	H	Washington St.	57 54	125	H	Colorado	75 59
21	A	Washington	77 79					69	H	Creighton	94 69	150	H	Sacramento St.	107 94
21	H	Washington	82 58					73	A	Southern California	67 53	155	H	Old Dominion	79 59
								73	H	Southern California	54 65	165	A	Arizona	65 46
								82	A	Hawaii	79 72	165	H	Arizona	68 56
								85	A	Kansas	39 62	240	H	San Jose St.	110 87
								89	A	UCLA	72 57	242	H	Utah	67 49
								89	H	UCLA	70 64	277	H	Nevada	76 54
LAST 12 Division I GAMES:															
73	H	Southern California	54 65	89	A	UCLA	72 57								
89	H	UCLA	70 64	73	A	Southern California	67 53								
11	A	Arizona St.	50 49	165	H	Arizona	68 56								
165	A	Arizona	65 46	11	H	Arizona St.	52 67								
68	H	Washington St.	57 54	21	A	Washington	77 79								
21	H	Washington	82 58	68	A	Washington St.	70 62								

Non-Div I Games:

California

■ Loss, 
 ■ Non-Conf, S Site, 
 ■ Home 
 ■ Away 
 N Neutral



Average RPI Win: <b>289</b>	WON-LOST	WINNING	LAST 10	STRENGTH OF	OPP. STRENGTH	TEAM	ADJ.	CONF.	ADJ CONF.
Average RPI Loss: <b>198</b>	RECORD	PCT. RANK	GAMES	SCHEDULE	OF SCHEDULE	RPI	RPI	RPI	RPI
DIV. I ONLY	<b>14- 9</b>	<b>106</b>	<b>7- 3</b>	<b>340</b>	<b>339</b>	<b>226</b>	<b>226</b>	<b>29</b>	<b>29</b>
DIV. I NON-CONF.	<b>3- 4</b>	<b>197</b>	<b>0- 0</b>	<b>325</b>	<b>311</b>	<b>287</b>	<b>287</b>	<b>32</b>	<b>32</b>
TOTALS	RPI 1-25	RPI 26-50	W-L RECORDS	RPI 51-100	RPI 101-150	RPI 150+			
14- 9	0- 0	0- 1	OVERALL	0- 1	0- 1	14- 6			
10- 1	0- 0	0- 0	HOME	0- 0	0- 1	10- 0			
3- 8	0- 0	0- 1	AWAY	0- 1	0- 0	3- 6			
1- 0	0- 0	0- 0	NEUTRAL	0- 0	0- 0	1- 0			
3- 4	0- 0	0- 1	NON-CONFERENCE	0- 0	0- 1	3- 2			
2- 1	0- 0	0- 0	HOME	0- 0	0- 1	2- 0			
0- 3	0- 0	0- 1	AWAY	0- 0	0- 0	0- 2			
1- 0	0- 0	0- 0	NEUTRAL	0- 0	0- 0	1- 0			
11- 5	0- 0	0- 0	CONFERENCE	0- 1	0- 0	11- 4			
8- 0	0- 0	0- 0	HOME	0- 0	0- 0	8- 0			
3- 5	0- 0	0- 0	AWAY	0- 1	0- 0	3- 4			
0- 0	0- 0	0- 0	NEUTRAL	0- 0	0- 0	0- 0			

RPI S	Opponent	Score	RPI S	Opponent	Score	RPI S	Opponent	Score	RPI S	Opponent	Score	Team's RPI: 226
46	A Stetson	63 76	83	A Liberty	40 64	122	H Elon	51 77				
						190	A High Point	59 79				
						190	H High Point	64 61				
						195	H Radford	65 62				
						221	A Winthrop	59 61				
						221	H Winthrop	62 52				
						238	A Presbyterian	42 51				
						238	H Presbyterian	58 45				
						253	A UNCW	80 89				
						257	N Bethune-Cookman	66 55				
						281	H Gardner-Webb	75 74				
						293	H Mt. St. Mary's	60 42				
						311	A Western Caro.	57 67				
						317	A Coastal Caro.	40 50				
						326	A UNC Asheville	56 51				
						326	H UNC Asheville	60 55				
						331	H N.C. Central	65 60				
						347	A Longwood	65 58				
						347	H Longwood	68 56				
						348	A Charleston So.	69 65				
						348	H Charleston So.	61 47				
LAST 12 Division I GAMES:												
190	H High Point	64 61	83	A Liberty	40 64							
326	A UNC Asheville	56 51	317	A Coastal Caro.	40 50							
348	H Charleston So.	61 47	195	H Radford	65 62							
221	H Winthrop	62 52	281	H Gardner-Webb	75 74							
347	H Longwood	68 56	326	H UNC Asheville	60 55							
238	A Presbyterian	42 51	190	A High Point	59 79							

Non-Div I Games: Pfeiffer 89 61 Brevard 72 51

Campbell

Loss, Non-Conf, S Site, H Home A Away N Neutral



Average RPI Win:	305	WON-LOST	WINNING	LAST 10	STRENGTH OF	OPP. STRENGTH	TEAM	ADJ.	CONF.	ADJ CONF.
Average RPI Loss:	124	RECORD	PCT. RANK	GAMES	SCHEDULE	OF SCHEDULE	RPI	RPI	RPI	RPI
DIV. I ONLY	8- 17	270	3- 7	222	207	252	252	24	24	
DIV. I NON-CONF.	2- 7	290	0- 0	133	140	251	251	23	23	
TOTALS	RPI 1-25	RPI 26-50	W-L RECORDS	RPI 51-100	RPI 101-150	RPI 150+				
8- 17	0- 0	0- 3	OVERALL	0- 3	0- 5	8- 6				
3- 8	0- 0	0- 1	HOME	0- 2	0- 2	3- 3				
5- 9	0- 0	0- 2	AWAY	0- 1	0- 3	5- 3				
0- 0	0- 0	0- 0	NEUTRAL	0- 0	0- 0	0- 0				
2- 7	0- 0	0- 1	NON-CONFERENCE	0- 3	0- 3	2- 0				
1- 3	0- 0	0- 0	HOME	0- 2	0- 1	1- 0				
1- 4	0- 0	0- 1	AWAY	0- 1	0- 2	1- 0				
0- 0	0- 0	0- 0	NEUTRAL	0- 0	0- 0	0- 0				
6- 10	0- 0	0- 2	CONFERENCE	0- 0	0- 2	6- 6				
2- 5	0- 0	0- 1	HOME	0- 0	0- 1	2- 3				
4- 5	0- 0	0- 1	AWAY	0- 0	0- 1	4- 3				
0- 0	0- 0	0- 0	NEUTRAL	0- 0	0- 0	0- 0				

RPI S	Opponent	Score	RPI S	Opponent	Score	RPI S	Opponent	Score	RPI S	Opponent	Score	Team's RPI: 252
29	A Syracuse	37 70	54	A Michigan	43 79	120	H Buffalo	55 72				
30	A Quinnipiac	85 88	63	H Youngstown St.	48 80	129	A Marist	64 74				
30	H Quinnipiac	66 86	84	H Albany (NY)	59 64	129	H Marist	49 63				
						140	A St. Bonaventure	46 62				
						148	A Bryant	68 71				
						170	A Fairfield	58 61				
						170	H Fairfield	54 63				
						176	A Iona	75 85				
						176	H Iona	62 80				
						179	H Siena	70 71				
						216	A Niagara	66 55				
						258	A Monmouth	75 58				
						274	A Rider	51 52				
						320	H Binghamton	91 75				
						321	A Manhattan	56 45				
						321	H Manhattan	55 44				
						325	A Saint Francis (PA)	87 74				
						338	A Saint Peter's	57 45				
						338	H Saint Peter's	75 50				
LAST 12 Division I GAMES:												
30	A Quinnipiac	85 88	176	H Iona	62 80							
170	A Fairfield	58 61	216	A Niagara	66 55							
129	H Marist	49 63	338	A Saint Peter's	57 45							
170	H Fairfield	54 63	129	A Marist	64 74							
274	A Rider	51 52	179	H Siena	70 71							
258	A Monmouth	75 58	30	H Quinnipiac	66 86							

Non-Div I Games:

Canisius

■ Loss, 
 ■ Non-Conf, 
 ■ S Site, 
 ■ H Home 
 ■ A Away 
 N Neutral



Average RPI Win: <b>293</b>	WON-LOST	WINNING	LAST 10	STRENGTH OF	OPP. STRENGTH	TEAM	ADJ.	CONF.	ADJ CONF.
Average RPI Loss: <b>196</b>	RECORD	PCT. RANK	GAMES	SCHEDULE	OF SCHEDULE	RPI	RPI	RPI	RPI
DIV. I ONLY	10- 10	173	5- 5	325	331	261	261	28	28
DIV. I NON-CONF.	3- 5	214	0- 0	250	341	265	265	28	28
TOTALS	RPI 1-25	RPI 26-50	W-L RECORDS	RPI 51-100	RPI 101-150	RPI 150+			
10- 10	0- 0	0- 1	OVERALL	0- 1	0- 0	10- 8			
5- 4	0- 0	0- 0	HOME	0- 0	0- 0	5- 4			
4- 5	0- 0	0- 1	AWAY	0- 1	0- 0	4- 3			
1- 1	0- 0	0- 0	NEUTRAL	0- 0	0- 0	1- 1			
3- 5	0- 0	0- 1	NON-CONFERENCE	0- 1	0- 0	3- 3			
1- 2	0- 0	0- 0	HOME	0- 0	0- 0	1- 2			
1- 2	0- 0	0- 1	AWAY	0- 1	0- 0	1- 0			
1- 1	0- 0	0- 0	NEUTRAL	0- 0	0- 0	1- 1			
7- 5	0- 0	0- 0	CONFERENCE	0- 0	0- 0	7- 5			
4- 2	0- 0	0- 0	HOME	0- 0	0- 0	4- 2			
3- 3	0- 0	0- 0	AWAY	0- 0	0- 0	3- 3			
0- 0	0- 0	0- 0	NEUTRAL	0- 0	0- 0	0- 0			

RPI 1-25			RPI 26-50			RPI 51-100			RPI 101+ Team's RPI: 261		
RPI	S	Opponent	Score	RPI	S	Opponent	Score	RPI	S	Opponent	Score
				34	A	Western Ky.	57 <b>93</b>	96	A	Georgia Tech	50 <b>88</b>
								154	H	Stephen F. Austin	46 <b>73</b>
								184	A	Lamar	46 <b>82</b>
								192	H	Jacksonville St.	54 <b>63</b>
								215	A	Northwestern St.	52 <b>54</b>
								215	H	Northwestern St.	63 46
								225	H	Nicholls St.	72 <b>75</b>
								250	H	Austin Peay	63 54
								260	A	Abilene Christian	66 60
								269	N	Eastern Ky.	55 <b>56</b>
								270	H	A&M-Corpus Christi	63 59
								284	N	Jackson St.	56 45
								285	A	Houston Baptist	37 <b>58</b>
								305	H	Southeast Mo. St.	46 <b>48</b>
								306	A	Southeastern La.	60 48
								332	A	Alcorn	62 36
								336	H	Incarnate Word	58 49
								340	A	New Orleans	53 46
								340	H	New Orleans	50 44
LAST 12 Division I GAMES:											
336	H	Incarnate Word	58 49	340	A	New Orleans	53 46				
215	A	Northwestern St.	52 <b>54</b>	285	A	Houston Baptist	37 <b>58</b>				
340	H	New Orleans	50 44	184	A	Lamar	46 <b>82</b>				
306	A	Southeastern La.	60 48	154	H	Stephen F. Austin	46 <b>73</b>				
215	H	Northwestern St.	63 46	270	H	A&M-Corpus Christi	63 59				
225	H	Nicholls St.	72 <b>75</b>	260	A	Abilene Christian	66 60				

Non-Div I Games: Williams Baptist 73 57 Blue Mountain 71 30 Lyon 59 43 Central Baptist 72 39  
Central Ark.



Average RPI Win:	258	WON-LOST	WINNING	LAST 10	STRENGTH OF	OPP. STRENGTH	TEAM	ADJ.	CONF.	ADJ CONF.
Average RPI Loss:	132	RECORD	PCT. RANK	GAMES	SCHEDULE	OF SCHEDULE	RPI	RPI	RPI	RPI
DIV. I ONLY	15- 9	96	2- 3	203	299	144	144	27	27	
DIV. I NON-CONF.	4- 7	220	0- 1	52	204	143	143	27	27	
TOTALS	RPI 1-25	RPI 26-50	W-L RECORDS	RPI 51-100	RPI 101-150	RPI 150+				
15- 9	0- 0	0- 1	OVERALL	0- 3	2- 1	13- 4				
8- 4	0- 0	0- 0	HOME	0- 3	1- 0	7- 1				
7- 5	0- 0	0- 0	AWAY	0- 0	1- 0	6- 0				
0- 0	0- 0	0- 0	NEUTRAL	0- 0	0- 0	0- 0				
4- 7	0- 0	0- 1	NON-CONFERENCE	0- 3	1- 1	3- 2				
1- 4	0- 0	0- 0	HOME	0- 3	0- 0	1- 1				
3- 3	0- 0	0- 1	AWAY	0- 0	1- 1	2- 1				
0- 0	0- 0	0- 0	NEUTRAL	0- 0	0- 0	0- 0				
11- 2	0- 0	0- 0	CONFERENCE	0- 0	1- 0	10- 2				
7- 0	0- 0	0- 0	HOME	0- 0	1- 0	6- 0				
4- 2	0- 0	0- 0	AWAY	0- 0	0- 0	4- 2				
0- 0	0- 0	0- 0	NEUTRAL	0- 0	0- 0	0- 0				

RPI S	Opponent	Score	RPI S	Opponent	Score	RPI S	Opponent	Score	RPI S	Opponent	Score	Team's RPI: 144
29	A Syracuse	43 74	77	H Maine	58 72	106	A Hofstra	71 66				
			81	H Fordham	36 72	112	A Rhode Island	46 58				
			95	H Army	60 74	148	H Bryant	70 59				
						152	H Hartford	63 75				
						168	A Robert Morris	48 60				
						168	H Robert Morris	63 46				
						179	A Siena	57 79				
						205	A Sacred Heart	62 49				
						217	A New Hampshire	64 58				
						228	A UMass Lowell	81 58				
						293	A Mt. St. Mary's	50 54				
						293	H Mt. St. Mary's	60 49				
						297	A St. Francis Brooklyn	51 49				
						297	H St. Francis Brooklyn	61 43				
						309	H Vermont	77 75				
						313	A LIU Brooklyn	68 54				
						313	H LIU Brooklyn	75 70				
						324	A Wagner	83 67				
						324	H Wagner	77 61				
						329	H Fairleigh Dickinson	82 53				
LAST 12 Division I GAMES:												
81	H Fordham	36 72	324	A Wagner	83 67							
293	H Mt. St. Mary's	60 49	297	A St. Francis Brooklyn	51 49							
293	A Mt. St. Mary's	50 54	324	H Wagner	77 61							
168	A Robert Morris	48 60	313	H LIU Brooklyn	75 70							
297	H St. Francis Brooklyn	61 43	148	H Bryant	70 59							
313	A LIU Brooklyn	68 54	168	H Robert Morris	63 46							

Non-Div I Games:

Central Conn. St.

■ Loss, 
 ■ Non-Conf, 
 ■ S Site, 
 ■ H Home 
 ■ A Away 
 N Neutral



Average RPI Win:	232	WON-LOST	WINNING	LAST 10	STRENGTH OF	OPP. STRENGTH	TEAM	ADJ.	CONF.	ADJ CONF.
Average RPI Loss:	69	RECORD	PCT. RANK	GAMES	SCHEDULE	OF SCHEDULE	RPI	RPI	RPI	RPI
DIV. I ONLY	11- 12	196	4- 6	65	123	137	137	16	16	
DIV. I NON-CONF.	5- 6	177	0- 0	33	22	112	112	18	18	
TOTALS	RPI 1-25	RPI 26-50	W-L RECORDS	RPI 51-100	RPI 101-150	RPI 150+				
11- 12	0- 4	0- 1	OVERALL	1- 4	2- 1	8- 2				
6- 5	0- 2	0- 0	HOME	0- 2	1- 1	5- 0				
3- 6	0- 1	0- 1	AWAY	0- 2	0- 0	3- 2				
2- 1	0- 1	0- 0	NEUTRAL	1- 0	1- 0	0- 0				
5- 6	0- 4	0- 1	NON-CONFERENCE	1- 0	1- 0	3- 1				
3- 2	0- 2	0- 0	HOME	0- 0	0- 0	3- 0				
0- 3	0- 1	0- 1	AWAY	0- 0	0- 0	0- 1				
2- 1	0- 1	0- 0	NEUTRAL	1- 0	1- 0	0- 0				
6- 6	0- 0	0- 0	CONFERENCE	0- 4	1- 1	5- 1				
3- 3	0- 0	0- 0	HOME	0- 2	1- 1	2- 0				
3- 3	0- 0	0- 0	AWAY	0- 2	0- 0	3- 1				
0- 0	0- 0	0- 0	NEUTRAL	0- 0	0- 0	0- 0				

RPI 1-25				RPI 26-50				RPI 51-100				RPI 101+ Team's RPI: 137			
RPI	S	Opponent	Score	RPI	S	Opponent	Score	RPI	S	Opponent	Score	RPI	S	Opponent	Score
6	N	South Carolina	45 80	40	A	Minnesota	64 67	60	A	Ohio	51 71	120	H	Buffalo	66 58
9	H	Kentucky	68 71					60	H	Ohio	66 74	121	H	Toledo	46 61
15	A	Dayton	76 86					67	H	Akron	72 74	142	N	Oregon	73 67
15	H	Dayton	89 98					90	N	Richmond	61 56	156	A	Memphis	61 62
								92	A	Western Mich.	64 69	185	A	Eastern Mich.	64 85
												189	H	Massachusetts	72 70
												235	H	Oakland	74 69
												251	H	Northern Ill.	56 43
												280	A	Bowling Green	57 54
												300	A	Miami (OH)	60 54
												302	A	Kent St.	83 62
												302	H	Kent St.	65 63
												346	H	Delaware St.	91 63
LAST 12 Division I GAMES:															
185	A	Eastern Mich.	64 85	67	H	Akron	72 74								
121	H	Toledo	46 61	60	A	Ohio	51 71								
92	A	Western Mich.	64 69	300	A	Miami (OH)	60 54								
280	A	Bowling Green	57 54	251	H	Northern Ill.	56 43								
60	H	Ohio	66 74	120	H	Buffalo	66 58								
302	H	Kent St.	65 63	302	A	Kent St.	83 62								

Non-Div I Games:

Central Mich.

■ Loss, 
 ■ Non-Conf, 
 ■ S Site, 
 ■ H Home 
 ■ A Away 
 N Neutral



Charleston So.

Through Games Of Feb. 15, 2015

Average RPI Win:	326	WON-LOST	WINNING	LAST 10	STRENGTH OF	OPP. STRENGTH	TEAM	ADJ.	CONF.	ADJ CONF.
Average RPI Loss:	232	RECORD	PCT. RANK	GAMES	SCHEDULE	OF SCHEDULE	RPI	RPI	RPI	RPI
DIV. I ONLY	1- 20	346	1- 8	291	345	348	348	29	29	
DIV. I NON-CONF.	0- 5	339	0- 0	315	268	349	349	32	32	
TOTALS	RPI 1-25	RPI 26-50	W-L RECORDS	RPI 51-100	RPI 101-150	RPI 150+				
1- 20	0- 0	0- 0	OVERALL	0- 1	0- 1	1- 18				
1- 7	0- 0	0- 0	HOME	0- 1	0- 0	1- 6				
0- 12	0- 0	0- 0	AWAY	0- 0	0- 1	0- 11				
0- 1	0- 0	0- 0	NEUTRAL	0- 0	0- 0	0- 1				
0- 5	0- 0	0- 0	NON-CONFERENCE	0- 0	0- 1	0- 4				
0- 0	0- 0	0- 0	HOME	0- 0	0- 0	0- 0				
0- 4	0- 0	0- 0	AWAY	0- 0	0- 1	0- 3				
0- 1	0- 0	0- 0	NEUTRAL	0- 0	0- 0	0- 1				
1- 15	0- 0	0- 0	CONFERENCE	0- 1	0- 0	1- 14				
1- 7	0- 0	0- 0	HOME	0- 1	0- 0	1- 6				
0- 8	0- 0	0- 0	AWAY	0- 0	0- 0	0- 8				
0- 0	0- 0	0- 0	NEUTRAL	0- 0	0- 0	0- 0				

RPI S	Opponent	Score	RPI S	Opponent	Score	RPI S	Opponent	Score	RPI S	Opponent	Score	Team's RPI: 348
						83	H Liberty	51 86	143	A Florida	64 92	
									190	A High Point	60 92	
									190	H High Point	44 77	
									192	N Jacksonville St.	43 70	
									195	A Radford	51 53	
									195	H Radford	57 64	
									208	A Charlotte	43 75	
									221	A Winthrop	40 77	
									221	H Winthrop	50 79	
									226	A Campbell	47 61	
									226	H Campbell	65 69	
									238	A Presbyterian	40 71	
									253	A UNCW	70 80	
									281	A Gardner-Webb	54 70	
									281	H Gardner-Webb	56 62	
									307	A Wofford	48 55	
									317	H Coastal Caro.	62 71	
									326	A UNC Asheville	47 56	
									326	H UNC Asheville	70 57	
									347	A Longwood	71 79	
LAST 12 Division I GAMES:												
195	H	Radford	57	64	347	A	Longwood	71	79			
281	H	Gardner-Webb	56	62	238	A	Presbyterian	40	71			
190	A	High Point	60	92	83	H	Liberty	51	86			
226	A	Campbell	47	61	317	H	Coastal Caro.	62	71			
326	H	UNC Asheville	70	57	281	A	Gardner-Webb	54	70			
221	A	Winthrop	40	77	190	H	High Point	44	77			

Non-Div I Games: Clearwater 90 37 Montreat 86 34 Columbia Int'l 74 33 Trinity Baptist 98 35 Charleston So.

Loss, Non-Conf, S Site, H Home A Away N Neutral



Average RPI Win:	228	WON-LOST	WINNING	LAST 10	STRENGTH OF	OPP. STRENGTH	TEAM	ADJ.	CONF.	ADJ CONF.
Average RPI Loss:	131	RECORD	PCT. RANK	GAMES	SCHEDULE	OF SCHEDULE	RPI	RPI	RPI	RPI
DIV. I ONLY	10- 14	222	6- 4	140	149	208	208	17	17	
DIV. I NON-CONF.	4- 8	233	0- 0	116	123	218	218	17	17	
TOTALS	RPI 1-25	RPI 26-50	W-L RECORDS	RPI 51-100	RPI 101-150	RPI 150+				
10- 14	0- 2	0- 1	OVERALL	1- 2	1- 3	8- 6				
6- 6	0- 0	0- 1	HOME	0- 2	1- 1	5- 2				
4- 5	0- 1	0- 0	AWAY	1- 0	0- 1	3- 3				
0- 3	0- 1	0- 0	NEUTRAL	0- 0	0- 1	0- 1				
4- 8	0- 2	0- 0	NON-CONFERENCE	1- 1	0- 3	3- 2				
3- 2	0- 0	0- 0	HOME	0- 1	0- 1	3- 0				
1- 3	0- 1	0- 0	AWAY	1- 0	0- 1	0- 1				
0- 3	0- 1	0- 0	NEUTRAL	0- 0	0- 1	0- 1				
6- 6	0- 0	0- 1	CONFERENCE	0- 1	1- 0	5- 4				
3- 4	0- 0	0- 1	HOME	0- 1	1- 0	2- 2				
3- 2	0- 0	0- 0	AWAY	0- 0	0- 0	3- 2				
0- 0	0- 0	0- 0	NEUTRAL	0- 0	0- 0	0- 0				

RPI 1-25				RPI 26-50				RPI 51-100				RPI 101+ Team's RPI: 208			
RPI	S	Opponent	Score	RPI	S	Opponent	Score	RPI	S	Opponent	Score	RPI	S	Opponent	Score
6	A	South Carolina	61 82	34	H	Western Ky.	61 76	55	H	Middle Tenn.	54 84	118	N	Montana	58 67
18	N	Princeton	43 73					74	H	North Carolina St.	63 70	122	H	Elon	54 67
								83	A	Liberty	79 77	127	H	Marshall	74 56
												136	A	Ball St.	66 76
												155	A	Old Dominion	57 66
												155	H	Old Dominion	82 67
												177	H	UTSA	74 54
												202	N	Wake Forest	58 65
												207	H	UAB	52 60
												212	A	Fla. Atlantic	68 71
												238	H	Presbyterian	66 50
												242	A	Utah	52 54
												245	H	Davidson	86 51
												249	H	UTEP	72 75
												256	A	Rice	62 59
												323	A	North Texas	67 58
												330	A	FIU	81 62
												348	H	Charleston So.	75 43
LAST 12 Division I GAMES:															
177	H	UTSA	74 54	207	H	UAB	52 60								
249	H	UTEP	72 75	256	A	Rice	62 59								
155	H	Old Dominion	82 67	323	A	North Texas	67 58								
330	A	FIU	81 62	127	H	Marshall	74 56								
212	A	Fla. Atlantic	68 71	34	H	Western Ky.	61 76								
55	H	Middle Tenn.	54 84	155	A	Old Dominion	57 66								

Non-Div I Games:

Charlotte

■ Loss, 
■ Non-Conf, S Site, 
■ Home 
■ Away 
N Neutral



## Chattanooga

Through Games Of Feb. 15, 2015

Average RPI Win:	182	WON-LOST	WINNING	LAST 10	STRENGTH OF	OPP. STRENGTH	TEAM	ADJ.	CONF.	ADJ CONF.
Average RPI Loss:	29	RECORD	PCT. RANK	GAMES	SCHEDULE	OF SCHEDULE	RPI	RPI	RPI	RPI
DIV. I ONLY	22- 3	12	10- 0	72	156	24	24	20	20	
DIV. I NON-CONF.	12- 3	46	2- 0	10	108	10	10	20	20	
TOTALS	RPI 1-25	RPI 26-50	W-L RECORDS	RPI 51-100	RPI 101-150	RPI 150+				
22- 3	2- 1	0- 1	OVERALL	2- 1	5- 0	13- 0				
12- 1	2- 0	0- 1	HOME	1- 0	1- 0	8- 0				
8- 2	0- 1	0- 0	AWAY	0- 1	4- 0	4- 0				
2- 0	0- 0	0- 0	NEUTRAL	1- 0	0- 0	1- 0				
12- 3	2- 1	0- 1	NON-CONFERENCE	2- 1	2- 0	6- 0				
6- 1	2- 0	0- 1	HOME	1- 0	0- 0	3- 0				
4- 2	0- 1	0- 0	AWAY	0- 1	2- 0	2- 0				
2- 0	0- 0	0- 0	NEUTRAL	1- 0	0- 0	1- 0				
10- 0	0- 0	0- 0	CONFERENCE	0- 0	3- 0	7- 0				
6- 0	0- 0	0- 0	HOME	0- 0	1- 0	5- 0				
4- 0	0- 0	0- 0	AWAY	0- 0	2- 0	2- 0				
0- 0	0- 0	0- 0	NEUTRAL	0- 0	0- 0	0- 0				

RPI	S	Opponent	Score
1	H	Tennessee	67 63
3	A	Notre Dame	53 88
25	H	Stanford	54 46

RPI	S	Opponent	Score
27	H	South Fla.	57 59

RPI	S	Opponent	Score
57	A	Arkansas St.	52 57
80	N	South Dakota	67 54
86	H	Villanova	49 45

RPI	S	Opponent	Score
114	A	East Tenn. St.	64 56
126	A	Butler	76 47
141	A	Furman	47 40
141	H	Furman	67 45
147	A	UT Martin	65 54
159	A	Harvard	54 52
164	A	Belmont	60 48
173	N	SIUE	59 49
180	H	Mercer	71 59
182	H	Samford	49 32
214	H	N.C. A&T	58 43
250	H	Austin Peay	76 65
289	H	Morgan St.	55 40
304	A	UNC Greensboro	81 46
304	H	UNC Greensboro	76 52
307	A	Wofford	70 43
307	H	Wofford	68 41
311	H	Western Caro.	83 52

## LAST 12 Division I GAMES:

304	H	UNC Greensboro	76 52
307	H	Wofford	68 41
114	A	East Tenn. St.	64 56
180	H	Mercer	71 59
182	H	Samford	49 32
141	H	Furman	67 45

304	A	UNC Greensboro	81 46
311	H	Western Caro.	83 52
141	A	Furman	47 40
307	A	Wofford	70 43
159	A	Harvard	54 52
80	N	South Dakota	67 54

Non-Div I Games:

Chattanooga

■ Loss, 
 ■ Non-Conf, S Site, 
 ■ Home 
 ■ Away 
 N Neutral



Average RPI Win:	321	WON-LOST	WINNING	LAST 10	STRENGTH OF	OPP. STRENGTH	TEAM	ADJ.	CONF.	ADJ CONF.
Average RPI Loss:	215	RECORD	PCT. RANK	GAMES	SCHEDULE	OF SCHEDULE	RPI	RPI	RPI	RPI
DIV. I ONLY	2- 19	342	1- 8	290	338	345	345	30	30	
DIV. I NON-CONF.	1- 11	338	0- 2	220	336	332	332	30	30	
TOTALS	RPI 1-25	RPI 26-50	W-L RECORDS	RPI 51-100	RPI 101-150	RPI 150+				
2- 19	0- 0	0- 1	OVERALL	0- 3	0- 1	2- 14				
1- 9	0- 0	0- 1	HOME	0- 2	0- 0	1- 6				
1- 10	0- 0	0- 0	AWAY	0- 0	0- 0	1- 0				
0- 0	0- 0	0- 0	NEUTRAL	0- 0	0- 0	0- 0				
1- 11	0- 0	0- 1	NON-CONFERENCE	0- 3	0- 0	1- 7				
0- 6	0- 0	0- 1	HOME	0- 2	0- 0	0- 3				
1- 5	0- 0	0- 0	AWAY	0- 1	0- 0	1- 4				
0- 0	0- 0	0- 0	NEUTRAL	0- 0	0- 0	0- 0				
1- 8	0- 0	0- 0	CONFERENCE	0- 0	0- 1	1- 7				
1- 3	0- 0	0- 0	HOME	0- 0	0- 0	1- 3				
0- 5	0- 0	0- 0	AWAY	0- 0	0- 1	0- 4				
0- 0	0- 0	0- 0	NEUTRAL	0- 0	0- 0	0- 0				

RPI S	Opponent	Score	RPI S	Opponent	Score	RPI S	Opponent	Score	RPI S	Opponent	Score	Team's RPI: 345
37	H Northwestern	48 102	59	H DePaul	34 87	128	A Bakersfield	58 83				
			91	A Wright St.	40 81	151	A New Mexico St.	53 70				
			92	H Western Mich.	43 73	197	A Tex.-Pan American	57 66				
						197	H Tex.-Pan American	60 75				
						211	A Ill.-Chicago	44 70				
						224	H Western Ill.	55 90				
						235	A Oakland	40 66				
						278	A Milwaukee	47 69				
						284	H Jackson St.	60 70				
						296	H Grand Canyon	51 76				
						298	H IPFW	62 79				
						299	A NJIT	48 59				
						314	A Bradley	62 59				
						319	A Seattle	51 75				
						328	H Utah Valley	60 55				
						342	A UMKC	46 77				
						342	H UMKC	59 65				
LAST 12 Division I GAMES:												
342	A UMKC	46 77	319	A Seattle	51 75							
197	A Tex.-Pan American	57 66	342	H UMKC	59 65							
151	A New Mexico St.	53 70	197	H Tex.-Pan American	60 75							
296	H Grand Canyon	51 76	299	A NJIT	48 59							
328	H Utah Valley	60 55	91	A Wright St.	40 81							
128	A Bakersfield	58 83	278	A Milwaukee	47 69							

Non-Div I Games: Ind.-Northwest 78 56 St. Joseph's (IN) 61 58

Chicago St.

■ Loss, 
 ■ Non-Conf, S Site, 
 ■ Home 
 ■ Away 
 N Neutral



Average RPI Win: <b>257</b>	WON-LOST	WINNING	LAST 10	STRENGTH OF	OPP. STRENGTH	TEAM	ADJ.	CONF.	ADJ CONF.
Average RPI Loss: <b>125</b>	RECORD	PCT. RANK	GAMES	SCHEDULE	OF SCHEDULE	RPI	RPI	RPI	RPI
DIV. I ONLY	<b>6- 19</b>	<b>301</b>	<b>1- 5</b>	<b>154</b>	<b>115</b>	<b>268</b>	<b>268</b>	<b>7</b>	<b>7</b>
DIV. I NON-CONF.	<b>3- 8</b>	<b>263</b>	<b>0- 1</b>	<b>237</b>	<b>217</b>	<b>301</b>	<b>301</b>	<b>7</b>	<b>7</b>
TOTALS	RPI 1-25	RPI 26-50	W-L RECORDS	RPI 51-100	RPI 101-150	RPI 150+			
6- 19	0- 2	0- 3	OVERALL	0- 3	0- 2	6- 9			
5- 6	0- 1	0- 1	HOME	0- 1	0- 0	5- 3			
1- 11	0- 1	0- 2	AWAY	0- 1	0- 2	1- 5			
0- 2	0- 0	0- 0	NEUTRAL	0- 1	0- 0	0- 1			
3- 8	0- 0	0- 1	NON-CONFERENCE	0- 2	0- 1	3- 4			
3- 1	0- 0	0- 0	HOME	0- 0	0- 0	3- 1			
0- 5	0- 0	0- 1	AWAY	0- 1	0- 1	0- 2			
0- 2	0- 0	0- 0	NEUTRAL	0- 1	0- 0	0- 1			
3- 11	0- 2	0- 2	CONFERENCE	0- 1	0- 1	3- 5			
2- 5	0- 1	0- 1	HOME	0- 1	0- 0	2- 2			
1- 6	0- 1	0- 1	AWAY	0- 0	0- 1	1- 3			
0- 0	0- 0	0- 0	NEUTRAL	0- 0	0- 0	0- 0			

RPI 1-25				RPI 26-50				RPI 51-100				RPI 101+ Team's RPI: 268			
RPI	S	Opponent	Score	RPI	S	Opponent	Score	RPI	S	Opponent	Score	RPI	S	Opponent	Score
4	A	UConn	36 <b>96</b>	27	A	South Fla.	36 <b>75</b>	51	H	East Carolina	53 <b>78</b>	146	A	Tulsa	52 <b>74</b>
4	H	UConn	31 <b>96</b>	43	H	Tulane	50 <b>60</b>	69	N	Creighton	52 <b>63</b>	147	A	UT Martin	61 <b>62</b>
				48	A	Iowa St.	54 <b>85</b>	89	A	UCLA	58 <b>66</b>	156	A	Memphis	38 <b>41</b>
												156	H	Memphis	44 <b>56</b>
												157	A	Northern Ky.	52 <b>66</b>
												163	A	Temple	50 <b>83</b>
												163	H	Temple	64 <b>81</b>
												172	H	Delaware	67 59
												178	H	Xavier	71 <b>72</b>
												233	H	Detroit	70 38
												240	N	San Jose St.	54 <b>79</b>
												255	A	UCF	51 <b>66</b>
												255	H	UCF	70 54
												272	A	Houston	76 73
												272	H	Houston	69 66
												280	A	Bowling Green	55 <b>66</b>
												337	H	Ark.-Pine Bluff	73 57
LAST 12 Division I GAMES:															
240	N	San Jose St.	54 <b>79</b>	156	H	Memphis	44 <b>56</b>								
255	A	UCF	51 <b>66</b>	4	H	UConn	31 <b>96</b>								
51	H	East Carolina	53 <b>78</b>	163	A	Temple	50 <b>83</b>								
27	A	South Fla.	36 <b>75</b>	156	A	Memphis	38 <b>41</b>								
4	A	UConn	36 <b>96</b>	255	H	UCF	70 54								
272	H	Houston	69 66	272	A	Houston	76 73								

Non-Div I Games:

Cincinnati

■ Loss, 
■ Non-Conf, S Site, 
■ Home 
■ Away 
N Neutral



Average RPI Win:	239	WON-LOST	WINNING	LAST 10	STRENGTH OF	OPP. STRENGTH	TEAM	ADJ.	CONF.	ADJ CONF.
Average RPI Loss:	52	RECORD	PCT. RANK	GAMES	SCHEDULE	OF SCHEDULE	RPI	RPI	RPI	RPI
DIV. I ONLY	9- 16	253	0- 10	25	67	167	167	2	2	
DIV. I NON-CONF.	8- 5	123	0- 0	77	256	110	110	3	3	
TOTALS	RPI 1-25	RPI 26-50	W-L RECORDS	RPI 51-100	RPI 101-150	RPI 150+				
9- 16	0- 7	0- 2	OVERALL	0- 4	3- 2	6- 1				
9- 5	0- 4	0- 0	HOME	0- 0	3- 1	6- 0				
0- 8	0- 2	0- 1	AWAY	0- 3	0- 1	0- 1				
0- 3	0- 1	0- 1	NEUTRAL	0- 1	0- 0	0- 0				
8- 5	0- 2	0- 1	NON-CONFERENCE	0- 2	3- 0	5- 0				
8- 0	0- 0	0- 0	HOME	0- 0	3- 0	5- 0				
0- 2	0- 1	0- 0	AWAY	0- 1	0- 0	0- 0				
0- 3	0- 1	0- 1	NEUTRAL	0- 1	0- 0	0- 0				
1- 11	0- 5	0- 1	CONFERENCE	0- 2	0- 2	1- 1				
1- 5	0- 4	0- 0	HOME	0- 0	0- 1	1- 0				
0- 6	0- 1	0- 1	AWAY	0- 2	0- 1	0- 1				
0- 0	0- 0	0- 0	NEUTRAL	0- 0	0- 0	0- 0				

RPI 1-25				RPI 26-50				RPI 51-100				RPI 101+ Team's RPI: 167			
RPI	S	Opponent	Score	RPI	S	Opponent	Score	RPI	S	Opponent	Score	RPI	S	Opponent	Score
3	H	Notre Dame	36 74	36	N	Ohio St.	77 86	55	A	Middle Tenn.	28 69	102	A	Boston College	53 68
6	A	South Carolina	41 99	42	A	Miami (FL)	42 79	56	N	Wichita St.	48 63	103	H	Virginia	72 77
8	H	Louisville	49 81					74	A	North Carolina St.	50 76	115	H	North Dakota	72 67
12	A	Duke	60 89					96	A	Georgia Tech	66 74	133	H	Troy	82 73
13	H	Florida St.	52 82									141	H	Furman	79 69
14	H	North Carolina	56 78									199	H	Virginia Tech	63 54
16	N	FGCU	61 86									202	A	Wake Forest	62 64
												282	H	South Carolina St.	66 57
												299	H	NJIT	64 47
												304	H	UNC Greensboro	80 51
												333	H	Tennessee Tech	76 61
												347	H	Longwood	72 56
LAST 12 Division I GAMES:															
8	H	Louisville	49 81	14	H	North Carolina	56 78								
12	A	Duke	60 89	42	A	Miami (FL)	42 79								
102	A	Boston College	53 68	74	A	North Carolina St.	50 76								
103	H	Virginia	72 77	13	H	Florida St.	52 82								
202	A	Wake Forest	62 64	96	A	Georgia Tech	66 74								
3	H	Notre Dame	36 74	199	H	Virginia Tech	63 54								

Non-Div I Games:

Clemson

■ Loss, 
 ■ Non-Conf, S Site, 
 ■ Home 
 ■ Away 
 N Neutral



Average RPI Win:	220	WON-LOST	WINNING	LAST 10	STRENGTH OF	OPP. STRENGTH	TEAM	ADJ.	CONF.	ADJ CONF.
Average RPI Loss:	101	RECORD	PCT. RANK	GAMES	SCHEDULE	OF SCHEDULE	RPI	RPI	RPI	RPI
DIV. I ONLY	12- 9	130	6- 4	138	153	110	110	12	12	
DIV. I NON-CONF.	6- 5	145	0- 1	186	181	139	139	13	13	
TOTALS	RPI 1-25	RPI 26-50	W-L RECORDS	RPI 51-100	RPI 101-150	RPI 150+				
12- 9	0- 2	0- 1	OVERALL	1- 3	1- 0	10- 3				
8- 2	0- 1	0- 0	HOME	1- 0	1- 0	6- 1				
4- 7	0- 1	0- 1	AWAY	0- 3	0- 0	4- 2				
0- 0	0- 0	0- 0	NEUTRAL	0- 0	0- 0	0- 0				
6- 5	0- 0	0- 1	NON-CONFERENCE	1- 1	1- 0	4- 3				
4- 1	0- 0	0- 0	HOME	1- 0	1- 0	2- 1				
2- 4	0- 0	0- 1	AWAY	0- 1	0- 0	2- 2				
0- 0	0- 0	0- 0	NEUTRAL	0- 0	0- 0	0- 0				
6- 4	0- 2	0- 0	CONFERENCE	0- 2	0- 0	6- 0				
4- 1	0- 1	0- 0	HOME	0- 0	0- 0	4- 0				
2- 3	0- 1	0- 0	AWAY	0- 2	0- 0	2- 0				
0- 0	0- 0	0- 0	NEUTRAL	0- 0	0- 0	0- 0				

RPI 1-25				RPI 26-50				RPI 51-100				RPI 101+ Team's RPI: 110			
RPI	S	Opponent	Score	RPI	S	Opponent	Score	RPI	S	Opponent	Score	RPI	S	Opponent	Score
23	A	Green Bay	50 74	40	A	Minnesota	76 93	51	H	East Carolina	59 57	121	H	Toledo	81 71
23	H	Green Bay	61 65					60	A	Ohio	64 71	164	H	Belmont	89 86
								63	A	Youngstown St.	65 79	185	A	Eastern Mich.	68 71
								91	A	Wright St.	65 82	211	A	Ill.-Chicago	75 73
												212	A	Fla. Atlantic	74 79
												216	H	Niagara	58 76
												219	A	Morehead St.	80 72
												233	H	Detroit	71 65
												235	A	Oakland	72 64
												235	H	Oakland	80 74
												259	H	Valparaiso	69 62
												278	H	Milwaukee	67 58
												302	H	Kent St.	69 67
												330	A	FIU	73 65
LAST 12 Division I GAMES:															
235	H	Oakland	80 74	23	H	Green Bay	61 65								
23	A	Green Bay	50 74	233	H	Detroit	71 65								
211	A	Ill.-Chicago	75 73	63	A	Youngstown St.	65 79								
235	A	Oakland	72 64	259	H	Valparaiso	69 62								
278	H	Milwaukee	67 58	60	A	Ohio	64 71								
91	A	Wright St.	65 82	219	A	Morehead St.	80 72								

Non-Div I Games: Notre Dame (OH) 83 67 Bluefield St. 77 74

Cleveland St.

Loss, Non-Conf, S Site, H Home A Away N Neutral



Average RPI Win:	281	WON-LOST	WINNING	LAST 10	STRENGTH OF	OPP. STRENGTH	TEAM	ADJ.	CONF.	ADJ CONF.
Average RPI Loss:	218	RECORD	PCT. RANK	GAMES	SCHEDULE	OF SCHEDULE	RPI	RPI	RPI	RPI
DIV. I ONLY	7- 14	259	4- 6	319	343	317	317	29	29	
DIV. I NON-CONF.	2- 3	207	0- 0	341	323	339	339	32	32	
TOTALS	RPI 1-25	RPI 26-50	W-L RECORDS	RPI 51-100	RPI 101-150	RPI 150+				
7- 14	0- 0	0- 0	OVERALL	0- 2	0- 2	7- 10				
5- 6	0- 0	0- 0	HOME	0- 1	0- 1	5- 4				
2- 7	0- 0	0- 0	AWAY	0- 1	0- 1	2- 5				
0- 1	0- 0	0- 0	NEUTRAL	0- 0	0- 0	0- 1				
2- 3	0- 0	0- 0	NON-CONFERENCE	0- 0	0- 2	2- 1				
2- 1	0- 0	0- 0	HOME	0- 0	0- 1	2- 0				
0- 1	0- 0	0- 0	AWAY	0- 0	0- 1	0- 0				
0- 1	0- 0	0- 0	NEUTRAL	0- 0	0- 0	0- 1				
5- 11	0- 0	0- 0	CONFERENCE	0- 2	0- 0	5- 9				
3- 5	0- 0	0- 0	HOME	0- 1	0- 0	3- 4				
2- 6	0- 0	0- 0	AWAY	0- 1	0- 0	2- 5				
0- 0	0- 0	0- 0	NEUTRAL	0- 0	0- 0	0- 0				

RPI S	Opponent	Score	RPI S	Opponent	Score	RPI S	Opponent	Score	RPI S	Opponent	Score	Team's RPI: 317
						83	A Liberty	64 78	127	H Marshall	65 77	
						83	H Liberty	47 66	141	A Furman	56 90	
									190	A High Point	65 73	
									190	H High Point	64 79	
									195	A Radford	75 42	
									195	H Radford	43 52	
									221	H Winthrop	81 62	
									226	H Campbell	50 40	
									238	A Presbyterian	56 78	
									238	H Presbyterian	78 84	
									281	A Gardner-Webb	74 82	
									281	H Gardner-Webb	65 71	
									298	H IPFW	90 63	
									325	N Saint Francis (PA)	72 75	
									326	A UNC Asheville	61 68	
									331	H N.C. Central	67 52	
									347	A Longwood	74 78	
									347	H Longwood	75 44	
									348	A Charleston So.	71 62	
LAST 12 Division I GAMES:												
			347	H Longwood	75 44		326	A UNC Asheville	61 68			
			238	A Presbyterian	56 78		226	H Campbell	50 40			
			83	A Liberty	64 78		221	H Winthrop	81 62			
			195	H Radford	43 52		348	A Charleston So.	71 62			
			281	H Gardner-Webb	65 71		238	H Presbyterian	78 84			
			190	A High Point	65 73		83	H Liberty	47 66			

Non-Div I Games: Barber-Scotia 121 32 UNC Pembroke 64 48 Johnson & Wales (NC) 13 34 Pfeiffer 69 62 Coastal Caro.



Average RPI Win: <b>211</b>	WON-LOST	WINNING	LAST 10	STRENGTH OF	OPP. STRENGTH	TEAM	ADJ.	CONF.	ADJ CONF.
Average RPI Loss: <b>138</b>	RECORD	PCT. RANK	GAMES	SCHEDULE	OF SCHEDULE	RPI	RPI	RPI	RPI
DIV. I ONLY	<b>4- 20</b>	<b>319</b>	<b>0- 5</b>	<b>76</b>	<b>164</b>	<b>275</b>	<b>275</b>	<b>13</b>	<b>13</b>
DIV. I NON-CONF.	<b>2- 9</b>	<b>297</b>	<b>0- 1</b>	<b>30</b>	<b>232</b>	<b>232</b>	<b>232</b>	<b>11</b>	<b>11</b>
TOTALS	RPI 1-25	RPI 26-50	W-L RECORDS	RPI 51-100	RPI 101-150	RPI 150+			
4- 20	0- 2	0- 2	OVERALL	0- 3	0- 5	4- 8			
4- 5	0- 1	0- 0	HOME	0- 0	0- 2	4- 2			
0- 12	0- 0	0- 1	AWAY	0- 2	0- 3	0- 6			
0- 3	0- 1	0- 1	NEUTRAL	0- 1	0- 0	0- 0			
2- 9	0- 1	0- 2	NON-CONFERENCE	0- 2	0- 1	2- 3			
2- 1	0- 0	0- 0	HOME	0- 0	0- 0	2- 1			
0- 5	0- 0	0- 1	AWAY	0- 1	0- 1	0- 2			
0- 3	0- 1	0- 1	NEUTRAL	0- 1	0- 0	0- 0			
2- 11	0- 1	0- 0	CONFERENCE	0- 1	0- 4	2- 5			
2- 4	0- 1	0- 0	HOME	0- 0	0- 2	2- 1			
0- 7	0- 0	0- 0	AWAY	0- 1	0- 2	0- 4			
0- 0	0- 0	0- 0	NEUTRAL	0- 0	0- 0	0- 0			

RPI 1-25				RPI 26-50				RPI 51-100				RPI 101+ Team's RPI: 275			
RPI	S	Opponent	Score	RPI	S	Opponent	Score	RPI	S	Opponent	Score	RPI	S	Opponent	Score
4	N	UConn	24 <b>85</b>	27	A	South Fla.	47 <b>67</b>	51	A	East Carolina	55 <b>68</b>	106	A	Hofstra	53 <b>78</b>
20	H	James Madison	53 <b>73</b>	40	N	Minnesota	50 <b>74</b>	78	A	Drexel	47 <b>64</b>	106	H	Hofstra	57 <b>69</b>
								86	N	Villanova	41 <b>60</b>	122	A	Elon	68 <b>77</b>
												122	H	Elon	71 <b>75</b>
												134	A	Kennesaw St.	61 <b>68</b>
												166	A	William & Mary	59 <b>74</b>
												172	A	Delaware	49 <b>80</b>
												172	H	Delaware	55 49
												180	H	Mercer	72 59
												201	H	USC Upstate	61 60
												223	A	George Mason	61 <b>71</b>
												227	A	Towson	49 <b>71</b>
												227	H	Towson	52 <b>56</b>
												253	A	UNCW	57 <b>69</b>
												282	A	South Carolina St.	51 <b>60</b>
												290	H	Northeastern	59 38
												304	H	UNC Greensboro	68 <b>70</b>
LAST 12 Division I GAMES:															
		86	N	Villanova	41	<b>60</b>				20	H	James Madison	53	<b>73</b>	
		166	A	William & Mary	59	<b>74</b>				172	A	Delaware	49	<b>80</b>	
		106	H	Hofstra	57	<b>69</b>				290	H	Northeastern	59	38	
		122	H	Elon	71	<b>75</b>				227	H	Towson	52	<b>56</b>	
		227	A	Towson	49	<b>71</b>				122	A	Elon	68	<b>77</b>	
		78	A	Drexel	47	<b>64</b>				253	A	UNCW	57	<b>69</b>	

Non-Div I Games:

Col. of Charleston

■ Loss, 
 ■ Non-Conf, 
 ■ S Site, 
 ■ H Home 
 ■ A Away 
 N Neutral



Average RPI Win: <b>250</b>	WON-LOST	WINNING	LAST 10	STRENGTH OF	OPP. STRENGTH	TEAM	ADJ.	CONF.	ADJ CONF.
Average RPI Loss: <b>152</b>	RECORD	PCT. RANK	GAMES	SCHEDULE	OF SCHEDULE	RPI	RPI	RPI	RPI
DIV. I ONLY	5- 20	311	3- 7	173	199	283	283	19	19
DIV. I NON-CONF.	1- 10	329	0- 0	176	152	323	323	21	21
TOTALS	RPI 1-25	RPI 26-50	W-L RECORDS	RPI 51-100	RPI 101-150	RPI 150+			
5- 20	0- 0	0- 2	OVERALL	0- 7	0- 1	5- 10			
3- 8	0- 0	0- 0	HOME	0- 5	0- 0	3- 3			
2- 12	0- 0	0- 2	AWAY	0- 2	0- 1	2- 7			
0- 0	0- 0	0- 0	NEUTRAL	0- 0	0- 0	0- 0			
1- 10	0- 0	0- 2	NON-CONFERENCE	0- 3	0- 1	1- 4			
1- 3	0- 0	0- 0	HOME	0- 2	0- 0	1- 1			
0- 7	0- 0	0- 2	AWAY	0- 1	0- 1	0- 3			
0- 0	0- 0	0- 0	NEUTRAL	0- 0	0- 0	0- 0			
4- 10	0- 0	0- 0	CONFERENCE	0- 4	0- 0	4- 6			
2- 5	0- 0	0- 0	HOME	0- 3	0- 0	2- 2			
2- 5	0- 0	0- 0	AWAY	0- 1	0- 0	2- 4			
0- 0	0- 0	0- 0	NEUTRAL	0- 0	0- 0	0- 0			

RPI S	Opponent	Score	RPI S	Opponent	Score	RPI S	Opponent	Score	RPI S	Opponent	Score	Team's RPI: 283
35	A Rutgers	44 60	75	A American	46 75	140	A St. Bonaventure	49 65				
49	A Georgia	35 66	75	H American	58 66	159	A Harvard	53 68				
			78	A Drexel	51 59	162	A Bucknell	75 77				
			84	H Albany (NY)	48 67	162	H Bucknell	54 41				
			95	H Army	62 64	179	A Siena	68 80				
			98	H Cornell	66 74	188	A Holy Cross	76 71				
			99	H Lehigh	68 86	188	H Holy Cross	62 68				
						200	A Lafayette	56 58				
						220	A Navy	52 64				
						220	H Navy	63 65				
						258	A Monmouth	62 82				
						264	A Loyola Maryland	72 45				
						302	H Kent St.	61 62				
						316	A Boston U.	53 58				
						316	H Boston U.	67 54				
						320	H Binghamton	74 55				
LAST 12 Division I GAMES:												
220	A Navy	52 64	264	A Loyola Maryland	72 45							
316	H Boston U.	67 54	95	H Army	62 64							
75	A American	46 75	220	H Navy	63 65							
188	H Holy Cross	62 68	316	A Boston U.	53 58							
162	H Bucknell	54 41	75	H American	58 66							
200	A Lafayette	56 58	188	A Holy Cross	76 71							

Non-Div I Games:

Colgate

■ Loss, 
 ■ Non-Conf, 
 ■ S Site, 
 ■ H Home 
 ■ A Away 
 N Neutral



Colorado

Through Games Of Feb. 15, 2015

Average RPI Win:	174	WON-LOST	WINNING	LAST 10	STRENGTH OF	OPP. STRENGTH	TEAM	ADJ.	CONF.	ADJ CONF.
Average RPI Loss:	54	RECORD	PCT. RANK	GAMES	SCHEDULE	OF SCHEDULE	RPI	RPI	RPI	RPI
DIV. I ONLY	11- 14	215	3- 3	38	48	125	125	5	5	
DIV. I NON-CONF.	7- 4	107	2- 1	16	194	65	65	4	4	
TOTALS	RPI 1-25	RPI 26-50	W-L RECORDS	RPI 51-100	RPI 101-150	RPI 150+				
11- 14	0- 5	0- 2	OVERALL	3- 5	1- 2	7- 0				
9- 6	0- 2	0- 1	HOME	3- 2	1- 1	5- 0				
2- 8	0- 3	0- 1	AWAY	0- 3	0- 1	2- 0				
0- 0	0- 0	0- 0	NEUTRAL	0- 0	0- 0	0- 0				
7- 4	0- 1	0- 1	NON-CONFERENCE	2- 0	1- 2	4- 0				
6- 2	0- 0	0- 1	HOME	2- 0	1- 1	3- 0				
1- 2	0- 1	0- 0	AWAY	0- 0	0- 1	1- 0				
0- 0	0- 0	0- 0	NEUTRAL	0- 0	0- 0	0- 0				
4- 10	0- 4	0- 1	CONFERENCE	1- 5	0- 0	3- 0				
3- 4	0- 2	0- 0	HOME	1- 2	0- 0	2- 0				
1- 6	0- 2	0- 1	AWAY	0- 3	0- 0	1- 0				
0- 0	0- 0	0- 0	NEUTRAL	0- 0	0- 0	0- 0				

RPI 1-25				RPI 26-50				RPI 51-100				RPI 101+ Team's RPI: 125			
RPI	S	Opponent	Score	RPI	S	Opponent	Score	RPI	S	Opponent	Score	RPI	S	Opponent	Score
7	A	Iowa	63 78	26	A	California	59 75	57	H	Arkansas St.	80 69	101	H	Long Beach St.	56 62
11	H	Arizona St.	60 68	34	H	Western Ky.	78 79	68	A	Washington St.	68 73	115	H	North Dakota	68 59
21	A	Washington	82 85					68	H	Washington St.	72 51	116	A	Missouri	50 53
21	H	Washington	67 79					73	A	Southern California	51 66	165	H	Arizona	81 69
25	A	Stanford	55 62					73	H	Southern California	61 81	194	H	Missouri St.	87 59
								76	H	Colorado St.	87 81	209	H	Wyoming	76 71
								89	A	UCLA	65 72	240	H	San Jose St.	97 89
								89	H	UCLA	84 90	242	A	Utah	73 54
												242	H	Utah	77 72
												310	A	Denver	77 49
LAST 12 Division I GAMES:															
57	H	Arkansas St.	80 69	89	A	UCLA	65 72	165	H	Arizona	81 69				
34	H	Western Ky.	78 79	11	H	Arizona St.	60 68	68	A	Washington St.	68 73				
76	H	Colorado St.	87 81	21	A	Washington	82 85	242	A	Utah	73 54				
21	H	Washington	67 79												
68	H	Washington St.	72 51												
73	A	Southern California	51 66												

Non-Div I Games:

Colorado

Loss, Non-Conf, S Site, H Home A Away N Neutral



Average RPI Win:	210	WON-LOST	WINNING	LAST 10	STRENGTH OF	OPP. STRENGTH	TEAM	ADJ.	CONF.	ADJ CONF.
Average RPI Loss:	99	RECORD	PCT. RANK	GAMES	SCHEDULE	OF SCHEDULE	RPI	RPI	RPI	RPI
DIV. I ONLY	16- 6	49	8- 2	169	161	76	76	22	22	
DIV. I NON-CONF.	6- 3	92	0- 0	175	77	114	114	19	19	
TOTALS	RPI 1-25	RPI 26-50	W-L RECORDS	RPI 51-100	RPI 101-150	RPI 150+				
16- 6	0- 0	0- 1	OVERALL	2- 2	3- 3	11- 0				
10- 1	0- 0	0- 0	HOME	0- 1	3- 0	7- 0				
5- 4	0- 0	0- 1	AWAY	1- 0	0- 3	4- 0				
1- 1	0- 0	0- 0	NEUTRAL	1- 1	0- 0	0- 0				
6- 3	0- 0	0- 0	NON-CONFERENCE	2- 2	1- 1	3- 0				
4- 1	0- 0	0- 0	HOME	0- 1	1- 0	3- 0				
1- 1	0- 0	0- 0	AWAY	1- 0	0- 1	0- 0				
1- 1	0- 0	0- 0	NEUTRAL	1- 1	0- 0	0- 0				
10- 3	0- 0	0- 1	CONFERENCE	0- 0	2- 2	8- 0				
6- 0	0- 0	0- 0	HOME	0- 0	2- 0	4- 0				
4- 3	0- 0	0- 1	AWAY	0- 0	0- 2	4- 0				
0- 0	0- 0	0- 0	NEUTRAL	0- 0	0- 0	0- 0				

RPI 1-25				RPI 26-50				RPI 51-100				Team's RPI: 76	RPI 101+			
RPI	S	Opponent	Score	RPI	S	Opponent	Score	RPI	S	Opponent	Score		RPI	S	Opponent	Score
				50	A	Fresno St.	49 53	64	N	BYU	58 69		124	A	Boise St.	65 75
								72	A	Drake	69 56		124	H	Boise St.	83 82
								79	N	TCU	76 62		125	A	Colorado	81 87
								82	H	Hawaii	58 63		130	H	Cal Poly	65 63
													149	A	New Mexico	40 67
													149	H	New Mexico	44 38
													209	A	Wyoming	58 55
													209	H	Wyoming	67 58
													212	H	Fla. Atlantic	59 46
													218	A	San Diego St.	49 36
													218	H	San Diego St.	65 42
													240	H	San Jose St.	77 59
													246	A	UNLV	55 43
													277	A	Nevada	59 58
													310	H	Denver	81 61
													318	H	Illinois St.	70 49
													344	H	Air Force	62 42
LAST 12 Division I GAMES:																
				218	H	San Diego St.	65 42					218	A	San Diego St.	49 36	
				149	A	New Mexico	40 67					240	H	San Jose St.	77 59	
				246	A	UNLV	55 43					277	A	Nevada	59 58	
				209	H	Wyoming	67 58					344	H	Air Force	62 42	
				50	A	Fresno St.	49 53					209	A	Wyoming	58 55	
				124	H	Boise St.	83 82					149	H	New Mexico	44 38	

Non-Div I Games: South Dakota Mines 75 39 Colorado Mines 99 45

Colorado St.

■ Loss, 
 ■ Non-Conf, S Site, 
 ■ Home 
 ■ Away 
 N Neutral



Average RPI Win:	247	WON-LOST	WINNING	LAST 10	STRENGTH OF	OPP. STRENGTH	TEAM	ADJ.	CONF.	ADJ CONF.
Average RPI Loss:	178	RECORD	PCT. RANK	GAMES	SCHEDULE	OF SCHEDULE	RPI	RPI	RPI	RPI
DIV. I ONLY	7- 15	276	3- 7	252	242	291	291	9	9	
DIV. I NON-CONF.	6- 8	197	2- 2	335	337	317	317	10	10	
TOTALS	RPI 1-25	RPI 26-50	W-L RECORDS	RPI 51-100	RPI 101-150	RPI 150+				
7- 15	0- 1	0- 0	OVERALL	0- 3	1- 2	6- 9				
6- 6	0- 0	0- 0	HOME	0- 1	1- 1	5- 4				
1- 9	0- 1	0- 0	AWAY	0- 2	0- 1	1- 5				
0- 0	0- 0	0- 0	NEUTRAL	0- 0	0- 0	0- 0				
6- 8	0- 0	0- 0	NON-CONFERENCE	0- 0	1- 1	5- 7				
5- 4	0- 0	0- 0	HOME	0- 0	1- 1	4- 3				
1- 4	0- 0	0- 0	AWAY	0- 0	0- 0	1- 4				
0- 0	0- 0	0- 0	NEUTRAL	0- 0	0- 0	0- 0				
1- 7	0- 1	0- 0	CONFERENCE	0- 3	0- 1	1- 2				
1- 2	0- 0	0- 0	HOME	0- 1	0- 0	1- 1				
0- 5	0- 1	0- 0	AWAY	0- 2	0- 1	0- 1				
0- 0	0- 0	0- 0	NEUTRAL	0- 0	0- 0	0- 0				

RPI S	Opponent	Score	RPI S	Opponent	Score	RPI S	Opponent	Score	RPI S	Opponent	Score	Team's RPI: 291
18	A Princeton	44 83				70	A Penn	57 78	112	H Rhode Island	79 69	
						98	A Cornell	39 59	117	A Yale	47 55	
						98	H Cornell	42 46	134	H Kennesaw St.	62 66	
									159	H Harvard	59 43	
									171	H Dartmouth	54 61	
									174	A San Francisco	65 70	
									186	A Stony Brook	68 82	
									200	H Lafayette	72 65	
									228	H UMass Lowell	59 69	
									229	A Brown	76 85	
									240	A San Jose St.	76 119	
									279	H UMBC	66 76	
									299	A NJIT	45 38	
									308	H Portland St.	66 71	
									313	H LIU Brooklyn	54 45	
									314	H Bradley	81 74	
									324	A Wagner	86 97	
									329	H Fairleigh Dickinson	72 55	
LAST 12 Division I GAMES:												
171	H Dartmouth	54 61	98	H Cornell	42 46							
159	H Harvard	59 43	98	A Cornell	39 59							
70	A Penn	57 78	299	A NJIT	45 38							
18	A Princeton	44 83	329	H Fairleigh Dickinson	72 55							
229	A Brown	76 85	324	A Wagner	86 97							
117	A Yale	47 55	308	H Portland St.	66 71							

Non-Div I Games:

Columbia

■ Loss, 
 ■ Non-Conf, S Site, 
 ■ Home 
 ■ Away 
 N Neutral



Average RPI Win: <b>317</b>	WON-LOST	WINNING	LAST 10	STRENGTH OF	OPP. STRENGTH	TEAM	ADJ.	CONF.	ADJ CONF.
Average RPI Loss: <b>195</b>	RECORD	PCT. RANK	GAMES	SCHEDULE	OF SCHEDULE	RPI	RPI	RPI	RPI
DIV. I ONLY	3- 18	331	2- 8	303	285	339	339	31	31
DIV. I NON-CONF.	0- 10	339	0- 1	107	67	313	313	29	29
TOTALS	RPI 1-25	RPI 26-50	W-L RECORDS	RPI 51-100	RPI 101-150	RPI 150+			
3- 18	0- 1	0- 2	OVERALL	0- 2	0- 1	3- 12			
2- 7	0- 1	0- 0	HOME	0- 0	0- 1	2- 5			
1- 11	0- 0	0- 2	AWAY	0- 2	0- 0	1- 7			
0- 0	0- 0	0- 0	NEUTRAL	0- 0	0- 0	0- 0			
0- 10	0- 1	0- 2	NON-CONFERENCE	0- 2	0- 1	0- 4			
0- 3	0- 1	0- 0	HOME	0- 0	0- 1	0- 1			
0- 7	0- 0	0- 2	AWAY	0- 2	0- 0	0- 3			
0- 0	0- 0	0- 0	NEUTRAL	0- 0	0- 0	0- 0			
3- 8	0- 0	0- 0	CONFERENCE	0- 0	0- 0	3- 8			
2- 4	0- 0	0- 0	HOME	0- 0	0- 0	2- 4			
1- 4	0- 0	0- 0	AWAY	0- 0	0- 0	1- 4			
0- 0	0- 0	0- 0	NEUTRAL	0- 0	0- 0	0- 0			

RPI 1-25			RPI 26-50			RPI 51-100			RPI 101+ Team's RPI: 339		
RPI	S	Opponent	Score	RPI	S	Opponent	Score	RPI	S	Opponent	Score
5	H	Maryland	51 <b>110</b>	42	A	Miami (FL)	54 <b>70</b>	61	A	West Virginia	43 <b>83</b>
				49	A	Georgia	29 <b>49</b>	74	A	North Carolina St.	61 <b>81</b>
										VCU	52 <b>63</b>
										Robert Morris	58 <b>75</b>
										Savannah St.	56 <b>63</b>
										Wake Forest	54 <b>65</b>
										N.C. A&T	49 <b>67</b>
										Bethune-Cookman	58 <b>61</b>
										Norfolk St.	58 56
										UMBC	65 <b>78</b>
										South Carolina St.	58 <b>68</b>
										Morgan St.	53 <b>62</b>
										Mt. St. Mary's	65 <b>81</b>
										UMES	58 <b>66</b>
										N.C. Central	58 <b>59</b>
										Florida A&M	70 65
										Howard	66 <b>68</b>
										Howard	75 61
LAST 12 Division I GAMES:											
343	H	Howard	75 61	331	A	N.C. Central	58 <b>59</b>				
169	H	Savannah St.	56 <b>63</b>	334	H	Florida A&M	70 65				
282	H	South Carolina St.	58 <b>68</b>	257	H	Bethune-Cookman	58 <b>61</b>				
289	H	Morgan St.	53 <b>62</b>	343	A	Howard	66 <b>68</b>				
327	A	UMES	58 <b>66</b>	273	A	Norfolk St.	58 56				
214	A	N.C. A&T	49 <b>67</b>	123	H	VCU	52 <b>63</b>				

Non-Div I Games: Virginia Union 68 54

Coppin St.

■ Loss, 
 ■ Non-Conf, 
 ■ S Site, 
 ■ H Home 
 ■ A Away 
 N Neutral



Average RPI Win:	209	WON-LOST	WINNING	LAST 10	STRENGTH OF	OPP. STRENGTH	TEAM	ADJ.	CONF.	ADJ CONF.
Average RPI Loss:	104	RECORD	PCT. RANK	GAMES	SCHEDULE	OF SCHEDULE	RPI	RPI	RPI	RPI
DIV. I ONLY	14- 8	93	7- 3	151	155	98	98	9	9	
DIV. I NON-CONF.	9- 5	102	3- 1	191	209	116	116	10	10	
TOTALS	RPI 1-25	RPI 26-50	W-L RECORDS	RPI 51-100	RPI 101-150	RPI 150+				
14- 8	0- 1	0- 1	OVERALL	2- 1	2- 2	10- 3				
7- 3	0- 0	0- 0	HOME	1- 0	2- 1	4- 2				
7- 5	0- 1	0- 1	AWAY	1- 1	0- 1	6- 1				
0- 0	0- 0	0- 0	NEUTRAL	0- 0	0- 0	0- 0				
9- 5	0- 0	0- 1	NON-CONFERENCE	1- 1	2- 1	6- 2				
5- 2	0- 0	0- 0	HOME	1- 0	2- 1	2- 1				
4- 3	0- 0	0- 1	AWAY	0- 1	0- 0	4- 1				
0- 0	0- 0	0- 0	NEUTRAL	0- 0	0- 0	0- 0				
5- 3	0- 1	0- 0	CONFERENCE	1- 0	0- 1	4- 1				
2- 1	0- 0	0- 0	HOME	0- 0	0- 0	2- 1				
3- 2	0- 1	0- 0	AWAY	1- 0	0- 1	2- 0				
0- 0	0- 0	0- 0	NEUTRAL	0- 0	0- 0	0- 0				

RPI 1-25				RPI 26-50				RPI 51-100 Team's RPI: 98				RPI 101+			
RPI	S	Opponent	Score	RPI	S	Opponent	Score	RPI	S	Opponent	Score	RPI	S	Opponent	Score
18	A	Princeton	47 75	29	A	Syracuse	59 76	63	H	Youngstown St.	75 63	117	A	Yale	53 60
								70	A	Penn	60 49	120	H	Buffalo	58 65
								78	A	Drexel	53 62	127	H	Marshall	58 49
												148	H	Bryant	66 64
												152	H	Hartford	46 48
												159	H	Harvard	57 61
												162	A	Bucknell	51 59
												168	H	Robert Morris	70 59
												170	A	Fairfield	58 47
												171	H	Dartmouth	66 46
												229	A	Brown	65 52
												264	A	Loyola Maryland	79 61
												283	A	Colgate	74 66
												291	A	Columbia	46 42
												291	H	Columbia	59 39
												309	A	Vermont	90 87
												343	H	Howard	75 56
LAST 12 Division I GAMES:															
159	H	Harvard	57 61	291	A	Columbia	46 42								
171	H	Dartmouth	66 46	291	H	Columbia	59 39								
18	A	Princeton	47 75	343	H	Howard	75 56								
70	A	Penn	60 49	63	H	Youngstown St.	75 63								
117	A	Yale	53 60	309	A	Vermont	90 87								
229	A	Brown	65 52	29	A	Syracuse	59 76								

Non-Div I Games:

Cornell



Creighton

Through Games Of Feb. 15, 2015

Average RPI Win:	174	WON-LOST	WINNING	LAST 10	STRENGTH OF	OPP. STRENGTH	TEAM	ADJ.	CONF.	ADJ CONF.
Average RPI Loss:	70	RECORD	PCT. RANK	GAMES	SCHEDULE	OF SCHEDULE	RPI	RPI	RPI	RPI
DIV. I ONLY	15- 10	112	7- 3	55	74	69	69	10	10	
DIV. I NON-CONF.	7- 4	107	0- 0	32	29	43	43	9	9	
TOTALS	RPI 1-25	RPI 26-50	W-L RECORDS	RPI 51-100	RPI 101-150	RPI 150+				
15- 10	0- 1	1- 3	OVERALL	4- 4	2- 1	8- 1				
8- 4	0- 0	0- 2	HOME	2- 2	1- 0	5- 0				
6- 6	0- 1	1- 1	AWAY	2- 2	1- 1	2- 1				
1- 0	0- 0	0- 0	NEUTRAL	0- 0	0- 0	1- 0				
7- 4	0- 1	0- 2	NON-CONFERENCE	3- 1	1- 0	3- 0				
4- 1	0- 0	0- 1	HOME	2- 0	0- 0	2- 0				
2- 3	0- 1	0- 1	AWAY	1- 1	1- 0	0- 0				
1- 0	0- 0	0- 0	NEUTRAL	0- 0	0- 0	1- 0				
8- 6	0- 0	1- 1	CONFERENCE	1- 3	1- 1	5- 1				
4- 3	0- 0	0- 1	HOME	0- 2	1- 0	3- 0				
4- 3	0- 0	1- 0	AWAY	1- 1	0- 1	2- 1				
0- 0	0- 0	0- 0	NEUTRAL	0- 0	0- 0	0- 0				

RPI 1-25				RPI 26-50				RPI 51-100 Team's RPI: 69				RPI 101+			
RPI	S	Opponent	Score	RPI	S	Opponent	Score	RPI	S	Opponent	Score	RPI	S	Opponent	Score
4	A	UConn	60 96	26	A	California	69 94	56	A	Wichita St.	56 65	111	A	UNI	58 56
				33	H	Nebraska	57 60	59	A	DePaul	71 96	126	A	Butler	58 63
				44	A	Seton Hall	81 73	71	A	South Dakota St.	88 81	126	H	Butler	62 55
				44	H	Seton Hall	74 79	72	H	Drake	93 71	178	A	Xavier	65 66
								85	H	Kansas	84 81	178	H	Xavier	74 65
								86	H	Villanova	61 65	236	A	Providence	65 54
								87	A	St. John's (NY)	75 50	236	H	Providence	84 57
								87	H	St. John's (NY)	38 61	242	H	Utah	64 56
												262	A	Marquette	93 75
												268	N	Cincinnati	63 52
												286	H	Georgetown	76 61
												301	H	Omaha	67 50
LAST 12 Division I GAMES:															
236	H	Providence	84 57	59	A	DePaul	71 96								
44	A	Seton Hall	81 73	236	A	Providence	65 54								
87	A	St. John's (NY)	75 50	87	H	St. John's (NY)	38 61								
126	H	Butler	62 55	86	H	Villanova	61 65								
178	H	Xavier	74 65	126	A	Butler	58 63								
262	A	Marquette	93 75	178	A	Xavier	65 66								

Non-Div I Games:

Creighton

Loss, Non-Conf, S Site, H Home A Away N Neutral



Average RPI Win:	216	WON-LOST	WINNING	LAST 10	STRENGTH OF	OPP. STRENGTH	TEAM	ADJ.	CONF.	ADJ CONF.
Average RPI Loss:	134	RECORD	PCT. RANK	GAMES	SCHEDULE	OF SCHEDULE	RPI	RPI	RPI	RPI
DIV. I ONLY	11- 11	173	4- 6	170	173	171	171	9	9	
DIV. I NON-CONF.	9- 5	102	4- 0	234	252	109	109	10	10	
TOTALS	RPI 1-25	RPI 26-50	W-L RECORDS	RPI 51-100	RPI 101-150	RPI 150+				
11- 11	0- 1	0- 0	OVERALL	0- 4	2- 2	9- 4				
5- 5	0- 1	0- 0	HOME	0- 1	0- 1	5- 2				
5- 6	0- 0	0- 0	AWAY	0- 3	2- 1	3- 2				
1- 0	0- 0	0- 0	NEUTRAL	0- 0	0- 0	1- 0				
9- 5	0- 0	0- 0	NON-CONFERENCE	0- 2	2- 1	7- 2				
5- 0	0- 0	0- 0	HOME	0- 0	0- 0	5- 0				
3- 5	0- 0	0- 0	AWAY	0- 2	2- 1	1- 2				
1- 0	0- 0	0- 0	NEUTRAL	0- 0	0- 0	1- 0				
2- 6	0- 1	0- 0	CONFERENCE	0- 2	0- 1	2- 2				
0- 5	0- 1	0- 0	HOME	0- 1	0- 1	0- 2				
2- 1	0- 0	0- 0	AWAY	0- 1	0- 0	2- 0				
0- 0	0- 0	0- 0	NEUTRAL	0- 0	0- 0	0- 0				

RPI	S	Opponent	Score	RPI	S	Opponent	Score	RPI	S	Opponent	Score	RPI	S	Opponent	Score	Team's RPI: 171
18	H	Princeton	65 <b>83</b>					66	A	San Diego	53 <b>78</b>	111	A	UNI	46 <b>62</b>	
								70	H	Penn	39 <b>55</b>	112	A	Rhode Island	54 44	
								77	A	Maine	38 <b>53</b>	117	H	Yale	46 <b>60</b>	
								98	A	Cornell	46 <b>66</b>	130	A	Cal Poly	74 61	
												152	H	Hartford	49 43	
												159	A	Harvard	76 61	
												159	H	Harvard	69 <b>75</b>	
												188	H	Holy Cross	69 53	
												216	A	Niagara	76 70	
												217	A	New Hampshire	44 <b>60</b>	
												229	H	Brown	47 <b>50</b>	
												235	H	Oakland	59 54	
												291	A	Columbia	61 54	
												295	H	Loyola Chicago	70 58	
												299	H	NJIT	68 63	
												302	N	Kent St.	60 49	
												309	A	Vermont	63 <b>68</b>	
LAST 12 Division I GAMES:																
291	A	Columbia	61 54	159	H	Harvard	69 <b>75</b>									
98	A	Cornell	46 <b>66</b>	159	A	Harvard	76 61									
229	H	Brown	47 <b>50</b>	235	H	Oakland	59 54									
117	H	Yale	46 <b>60</b>	112	A	Rhode Island	54 44									
18	H	Princeton	65 <b>83</b>	216	A	Niagara	76 70									
70	H	Penn	39 <b>55</b>	295	H	Loyola Chicago	70 58									

Non-Div I Games:

Dartmouth

■ Loss, 
 ■ Non-Conf, 
 ■ S Site, 
 ■ H Home 
 ■ A Away 
 N Neutral



Average RPI Win:	201	WON-LOST	WINNING	LAST 10	STRENGTH OF	OPP. STRENGTH	TEAM	ADJ.	CONF.	ADJ CONF.
Average RPI Loss:	122	RECORD	PCT. RANK	GAMES	SCHEDULE	OF SCHEDULE	RPI	RPI	RPI	RPI
DIV. I ONLY	5- 20	311	1- 9	63	118	245	245	6	6	
DIV. I NON-CONF.	4- 9	243	0- 0	139	223	225	225	6	6	
TOTALS	RPI 1-25	RPI 26-50	W-L RECORDS	RPI 51-100	RPI 101-150	RPI 150+				
5- 20	0- 3	0- 1	OVERALL	0- 5	2- 5	3- 6				
2- 10	0- 2	0- 0	HOME	0- 3	0- 3	2- 2				
3- 9	0- 1	0- 1	AWAY	0- 2	2- 2	1- 3				
0- 1	0- 0	0- 0	NEUTRAL	0- 0	0- 0	0- 1				
4- 9	0- 1	0- 1	NON-CONFERENCE	0- 2	1- 1	3- 4				
2- 3	0- 1	0- 0	HOME	0- 1	0- 0	2- 1				
2- 5	0- 0	0- 1	AWAY	0- 1	1- 1	1- 2				
0- 1	0- 0	0- 0	NEUTRAL	0- 0	0- 0	0- 1				
1- 11	0- 2	0- 0	CONFERENCE	0- 3	1- 4	0- 2				
0- 7	0- 1	0- 0	HOME	0- 2	0- 3	0- 1				
1- 4	0- 1	0- 0	AWAY	0- 1	1- 1	0- 1				
0- 0	0- 0	0- 0	NEUTRAL	0- 0	0- 0	0- 0				

RPI 1-25				RPI 26-50				RPI 51-100				RPI 101+ Team's RPI: 245			
RPI	S	Opponent	Score	RPI	S	Opponent	Score	RPI	S	Opponent	Score	RPI	S	Opponent	Score
15	H	Dayton	51 67	35	A	Rutgers	44 100	53	A	Duquesne	47 83	103	A	Virginia	67 57
17	A	George Washington	35 52					73	H	Southern California	64 99	112	H	Rhode Island	62 71
20	H	James Madison	57 73					74	A	North Carolina St.	66 82	119	H	Saint Joseph's	52 57
								81	H	Fordham	45 66	123	A	VCU	53 62
								90	H	Richmond	48 56	138	A	Saint Louis	53 50
												138	H	Saint Louis	59 77
												141	A	Furman	60 67
												187	H	La Salle	54 63
												190	H	High Point	76 57
												208	A	Charlotte	51 86
												214	H	N.C. A&T	57 62
												221	A	Winthrop	60 75
												223	A	George Mason	60 63
												281	A	Gardner-Webb	68 67
												293	H	Mt. St. Mary's	67 62
												300	N	Miami (OH)	58 59
LAST 12 Division I GAMES:															
138	H	Saint Louis	59 77	90	H	Richmond	48 56								
223	A	George Mason	60 63	138	A	Saint Louis	53 50								
17	A	George Washington	35 52	123	A	VCU	53 62								
119	H	Saint Joseph's	52 57	112	H	Rhode Island	62 71								
81	H	Fordham	45 66	15	H	Dayton	51 67								
53	A	Duquesne	47 83	187	H	La Salle	54 63								

Non-Div I Games:

Davidson

■ Loss, 
 ■ Non-Conf, 
 S Site, 
 ■ Home 
 ■ Away 
 N Neutral



Average RPI Win:	124	WON-LOST	WINNING	LAST 10	STRENGTH OF	OPP. STRENGTH	TEAM	ADJ.	CONF.	ADJ CONF.
Average RPI Loss:	30	RECORD	PCT. RANK	GAMES	SCHEDULE	OF SCHEDULE	RPI	RPI	RPI	RPI
DIV. I ONLY	19- 5	27	9- 1	24	53	15	15	6	6	
DIV. I NON-CONF.	9- 3	60	0- 0	25	9	11	11	6	6	
TOTALS	RPI 1-25	RPI 26-50	W-L RECORDS	RPI 51-100	RPI 101-150	RPI 150+				
19- 5	1- 3	1- 1	OVERALL	5- 1	9- 0	3- 0				
10- 1	1- 1	0- 0	HOME	3- 0	5- 0	1- 0				
8- 4	0- 2	1- 1	AWAY	2- 1	3- 0	2- 0				
1- 0	0- 0	0- 0	NEUTRAL	0- 0	1- 0	0- 0				
9- 3	1- 1	1- 1	NON-CONFERENCE	2- 1	4- 0	1- 0				
5- 0	1- 0	0- 0	HOME	1- 0	2- 0	1- 0				
3- 3	0- 1	1- 1	AWAY	1- 1	1- 0	0- 0				
1- 0	0- 0	0- 0	NEUTRAL	0- 0	1- 0	0- 0				
10- 2	0- 2	0- 0	CONFERENCE	3- 0	5- 0	2- 0				
5- 1	0- 1	0- 0	HOME	2- 0	3- 0	0- 0				
5- 1	0- 1	0- 0	AWAY	1- 0	2- 0	2- 0				
0- 0	0- 0	0- 0	NEUTRAL	0- 0	0- 0	0- 0				

RPI 1-25				RPI 26-50				RPI 51-100				RPI 101+			
RPI	S	Opponent	Score	RPI	S	Opponent	Score	RPI	S	Opponent	Score	RPI	S	Opponent	Score
7	A	Iowa	83 90	41	A	Gonzaga	65 75	53	H	Duquesne	78 67	112	H	Rhode Island	77 33
17	A	George Washington	56 67	45	A	Vanderbilt	71 67	68	A	Washington St.	60 76	119	H	Saint Joseph's	82 64
17	H	George Washington	66 69					90	A	Richmond	76 62	121	H	Toledo	79 57
23	H	Green Bay	72 66					90	H	Richmond	79 41	123	A	VCU	75 56
								91	A	Wright St.	79 76	137	A	Central Mich.	98 89
								94	H	Purdue	63 61	137	H	Central Mich.	86 76
												138	H	Saint Louis	87 72
												140	A	St. Bonaventure	86 70
												147	N	UT Martin	78 47
												223	A	George Mason	84 73
												236	H	Providence	72 56
												245	A	Davidson	67 51
LAST 12 Division I GAMES:															
119	H	Saint Joseph's	82 64	123	A	VCU	75 56								
90	H	Richmond	79 41	112	H	Rhode Island	77 33								
17	A	George Washington	56 67	140	A	St. Bonaventure	86 70								
223	A	George Mason	84 73	53	H	Duquesne	78 67								
138	H	Saint Louis	87 72	245	A	Davidson	67 51								
90	A	Richmond	76 62	17	H	George Washington	66 69								

Non-Div I Games:

Dayton

■ Loss, 
 ■ Non-Conf, S Site, 
 ■ Home 
 ■ Away 
 N Neutral



Average RPI Win: <b>190</b>	WON-LOST	WINNING	LAST 10	STRENGTH OF	OPP. STRENGTH	TEAM	ADJ.	CONF.	ADJ CONF.
Average RPI Loss: <b>34</b>	RECORD	PCT. RANK	GAMES	SCHEDULE	OF SCHEDULE	RPI	RPI	RPI	RPI
DIV. I ONLY	20- 7	44	8- 2	95	85	59	59	10	10
DIV. I NON-CONF.	8- 4	92	0- 0	138	54	96	96	9	9
TOTALS	RPI 1-25	RPI 26-50	W-L RECORDS	RPI 51-100	RPI 101-150	RPI 150+			
20- 7	0- 3	0- 3	OVERALL	6- 1	3- 0	11- 0			
12- 4	0- 2	0- 2	HOME	5- 0	2- 0	5- 0			
8- 3	0- 1	0- 1	AWAY	1- 1	1- 0	6- 0			
0- 0	0- 0	0- 0	NEUTRAL	0- 0	0- 0	0- 0			
8- 4	0- 3	0- 1	NON-CONFERENCE	2- 0	1- 0	5- 0			
5- 3	0- 2	0- 1	HOME	2- 0	1- 0	2- 0			
3- 1	0- 1	0- 0	AWAY	0- 0	0- 0	3- 0			
0- 0	0- 0	0- 0	NEUTRAL	0- 0	0- 0	0- 0			
12- 3	0- 0	0- 2	CONFERENCE	4- 1	2- 0	6- 0			
7- 1	0- 0	0- 1	HOME	3- 0	1- 0	3- 0			
5- 2	0- 0	0- 1	AWAY	1- 1	1- 0	3- 0			
0- 0	0- 0	0- 0	NEUTRAL	0- 0	0- 0	0- 0			

RPI 1-25				RPI 26-50				RPI 51-100 Team's RPI: 59				RPI 101+			
RPI	S	Opponent	Score	RPI	S	Opponent	Score	RPI	S	Opponent	Score	RPI	S	Opponent	Score
3	H	Notre Dame	93 <b>94</b>	37	H	Northwestern	91 <b>97</b>	69	H	Creighton	96 71	126	A	Butler	83 65
4	A	UConn	64 <b>98</b>	44	A	Seton Hall	87 <b>107</b>	71	H	South Dakota St.	84 62	126	H	Butler	92 76
22	H	Texas A&M	68 <b>76</b>	44	H	Seton Hall	80 <b>81</b>	86	A	Villanova	76 <b>79</b>	149	H	New Mexico	97 59
								86	H	Villanova	49 47	178	A	Xavier	87 63
								87	A	St. John's (NY)	84 75	178	H	Xavier	84 61
								87	H	St. John's (NY)	82 55	197	H	Tex.-Pan American	93 70
								97	H	Hampton	86 67	236	H	Providence	90 42
												262	A	Marquette	101 67
												286	A	Georgetown	105 85
												286	H	Georgetown	93 52
												295	A	Loyola Chicago	109 84
												314	H	Bradley	101 77
												318	A	Illinois St.	99 62
												345	A	Chicago St.	87 34
LAST 12 Division I GAMES:															
87	H	St. John's (NY)	82 55	236	H	Providence	90 42								
44	H	Seton Hall	80 <b>81</b>	69	H	Creighton	96 71								
178	A	Xavier	87 63	44	A	Seton Hall	87 <b>107</b>								
126	A	Butler	83 65	87	A	St. John's (NY)	84 75								
86	H	Villanova	49 47	178	H	Xavier	84 61								
286	H	Georgetown	93 52	262	A	Marquette	101 67								

Non-Div I Games:

DePaul

■ Loss, 
 ■ Non-Conf, 
 ■ S Site, 
 ■ H Home 
 ■ A Away 
 N Neutral



Average RPI Win:	212	WON-LOST	WINNING	LAST 10	STRENGTH OF	OPP. STRENGTH	TEAM	ADJ.	CONF.	ADJ CONF.
Average RPI Loss:	139	RECORD	PCT. RANK	GAMES	SCHEDULE	OF SCHEDULE	RPI	RPI	RPI	RPI
DIV. I ONLY	13- 12	170	7- 3	193	138	172	172	13	13	
DIV. I NON-CONF.	5- 6	177	0- 0	114	227	165	165	11	11	
TOTALS	RPI 1-25	RPI 26-50	W-L RECORDS	RPI 51-100	RPI 101-150	RPI 150+				
13- 12	0- 2	0- 0	OVERALL	0- 3	3- 1	10- 6				
8- 4	0- 1	0- 0	HOME	0- 1	2- 1	6- 1				
5- 7	0- 1	0- 0	AWAY	0- 2	1- 0	4- 4				
0- 1	0- 0	0- 0	NEUTRAL	0- 0	0- 0	0- 1				
5- 6	0- 1	0- 0	NON-CONFERENCE	0- 2	1- 0	4- 3				
3- 2	0- 1	0- 0	HOME	0- 1	1- 0	2- 0				
2- 3	0- 0	0- 0	AWAY	0- 1	0- 0	2- 2				
0- 1	0- 0	0- 0	NEUTRAL	0- 0	0- 0	0- 1				
8- 6	0- 1	0- 0	CONFERENCE	0- 1	2- 1	6- 3				
5- 2	0- 0	0- 0	HOME	0- 0	1- 1	4- 1				
3- 4	0- 1	0- 0	AWAY	0- 1	1- 0	2- 2				
0- 0	0- 0	0- 0	NEUTRAL	0- 0	0- 0	0- 0				

RPI	S	Opponent	Score	RPI	S	Opponent	Score	RPI	S	Opponent	Score	RPI	S	Opponent	Score	Team's RPI: 172
18	H	Princeton	59 87					51	A	East Carolina	60 89	106	A	Hofstra	73 62	
20	A	James Madison	64 94					78	A	Drexel	56 61	106	H	Hofstra	64 53	
								81	H	Fordham	44 49	122	H	Elon	50 60	
												129	H	Marist	70 60	
												157	N	Northern Ky.	58 63	
												162	H	Bucknell	58 56	
												163	A	Temple	69 58	
												166	A	William & Mary	61 56	
												166	H	William & Mary	48 50	
												200	A	Lafayette	52 63	
												227	A	Towson	49 56	
												227	H	Towson	72 54	
												253	H	UNCW	69 60	
												268	A	Cincinnati	59 67	
												274	H	Rider	68 53	
												275	A	Col. of Charleston	49 55	
												275	H	Col. of Charleston	80 49	
												290	A	Northeastern	54 48	
												290	H	Northeastern	70 61	
												309	A	Vermont	68 46	
LAST 12 Division I GAMES:																
20	A	James Madison	64 94	78	A	Drexel	56 61									
166	A	William & Mary	61 56	275	H	Col. of Charleston	80 49									
253	H	UNCW	69 60	166	H	William & Mary	48 50									
290	H	Northeastern	70 61	106	H	Hofstra	64 53									
106	A	Hofstra	73 62	290	A	Northeastern	54 48									
227	H	Towson	72 54	227	A	Towson	49 56									

Non-Div I Games:

Delaware

■ Loss, 
 ■ Non-Conf, S Site, 
 ■ Home 
 ■ Away 
 N Neutral



Average RPI Win:	300	WON-LOST	WINNING	LAST 10	STRENGTH OF	OPP. STRENGTH	TEAM	ADJ.	CONF.	ADJ CONF.
Average RPI Loss:	235	RECORD	PCT. RANK	GAMES	SCHEDULE	OF SCHEDULE	RPI	RPI	RPI	RPI
DIV. I ONLY	3- 18	331	2- 7	339	335	346	346	31	31	
DIV. I NON-CONF.	1- 10	329	1- 0	305	245	333	333	29	29	
TOTALS	RPI 1-25	RPI 26-50	W-L RECORDS	RPI 51-100	RPI 101-150	RPI 150+				
3- 18	0- 0	0- 1	OVERALL	0- 0	0- 2	3- 15				
1- 4	0- 0	0- 0	HOME	0- 0	0- 0	1- 4				
2- 11	0- 0	0- 1	AWAY	0- 0	0- 2	2- 8				
0- 3	0- 0	0- 0	NEUTRAL	0- 0	0- 0	0- 3				
1- 10	0- 0	0- 1	NON-CONFERENCE	0- 0	0- 2	1- 7				
0- 0	0- 0	0- 0	HOME	0- 0	0- 0	0- 0				
1- 7	0- 0	0- 1	AWAY	0- 0	0- 2	1- 4				
0- 3	0- 0	0- 0	NEUTRAL	0- 0	0- 0	0- 3				
2- 8	0- 0	0- 0	CONFERENCE	0- 0	0- 0	2- 8				
1- 4	0- 0	0- 0	HOME	0- 0	0- 0	1- 4				
1- 4	0- 0	0- 0	AWAY	0- 0	0- 0	1- 4				
0- 0	0- 0	0- 0	NEUTRAL	0- 0	0- 0	0- 0				

RPI S	Opponent	Score	RPI S	Opponent	Score	RPI S	Opponent	Score	RPI S	Opponent	Score	Team's RPI: 346
			31 A	Pittsburgh	58 93				103 A	Virginia	62 100	
									137 A	Central Mich.	63 91	
									157 N	Northern Ky.	55 76	
									169 H	Savannah St.	45 76	
									214 A	N.C. A&T	38 79	
									223 A	George Mason	91 110	
									233 A	Detroit	52 74	
									246 A	UNLV	78 91	
									251 N	Northern Ill.	59 79	
									257 H	Bethune-Cookman	72 71	
									282 A	South Carolina St.	62 64	
									282 H	South Carolina St.	60 65	
									289 H	Morgan St.	56 64	
									293 A	Mt. St. Mary's	64 73	
									299 A	NJIT	56 54	
									320 N	Binghamton	84 90	
									327 A	UMES	59 96	
									331 A	N.C. Central	59 66	
									334 H	Florida A&M	63 78	
									343 A	Howard	58 50	
LAST 12 Division I GAMES:												
			327 A	UMES	59 96				214 A	N.C. A&T	38 79	
			334 H	Florida A&M	63 78				169 H	Savannah St.	45 76	
			257 H	Bethune-Cookman	72 71				282 H	South Carolina St.	60 65	
			299 A	NJIT	56 54				343 A	Howard	58 50	
			282 A	South Carolina St.	62 64				289 H	Morgan St.	56 64	
			331 A	N.C. Central	59 66				31 A	Pittsburgh	58 93	

Non-Div I Games: Wilmington (DE) 74 44 Millersville 71 60

Delaware St.

■ Loss, 
 ■ Non-Conf, 
 ■ S Site, 
 ■ Home 
 ■ A Away 
 N Neutral



Average RPI Win:	266	WON-LOST	WINNING	LAST 10	STRENGTH OF	OPP. STRENGTH	TEAM	ADJ.	CONF.	ADJ CONF.
Average RPI Loss:	171	RECORD	PCT. RANK	GAMES	SCHEDULE	OF SCHEDULE	RPI	RPI	RPI	RPI
DIV. I ONLY	8- 18	279	4- 6	298	208	310	310	25	25	
DIV. I NON-CONF.	3- 11	294	0- 0	329	185	334	334	25	25	
TOTALS	RPI 1-25	RPI 26-50	W-L RECORDS	RPI 51-100	RPI 101-150	RPI 150+				
8- 18	0- 0	0- 0	OVERALL	1- 6	0- 1	7- 11				
6- 8	0- 0	0- 0	HOME	1- 1	0- 1	5- 6				
2- 8	0- 0	0- 0	AWAY	0- 4	0- 0	2- 4				
0- 2	0- 0	0- 0	NEUTRAL	0- 1	0- 0	0- 1				
3- 11	0- 0	0- 0	NON-CONFERENCE	0- 4	0- 1	3- 6				
2- 5	0- 0	0- 0	HOME	0- 1	0- 1	2- 3				
1- 4	0- 0	0- 0	AWAY	0- 2	0- 0	1- 2				
0- 2	0- 0	0- 0	NEUTRAL	0- 1	0- 0	0- 1				
5- 7	0- 0	0- 0	CONFERENCE	1- 2	0- 0	4- 5				
4- 3	0- 0	0- 0	HOME	1- 0	0- 0	3- 3				
1- 4	0- 0	0- 0	AWAY	0- 2	0- 0	1- 2				
0- 0	0- 0	0- 0	NEUTRAL	0- 0	0- 0	0- 0				

RPI S	Opponent	Score	RPI S	Opponent	Score	RPI S	Opponent	Score	RPI S	Opponent	Score	Team's RPI: 310
						71 A	South Dakota St.	44 85	125 H	Colorado	49 77	
						71 H	South Dakota St.	77 72	164 H	Belmont	43 72	
						76 A	Colorado St.	61 81	179 H	Siena	62 78	
						80 A	South Dakota	56 82	181 A	Oral Roberts	44 65	
						82 H	Hawaii	58 60	181 H	Oral Roberts	66 57	
						91 N	Wright St.	63 72	209 A	Wyoming	41 82	
						94 A	Purdue	51 65	213 H	Cal St. Fullerton	61 78	
									224 H	Western Ill.	66 93	
									239 A	IUPUI	54 71	
									239 H	IUPUI	64 68	
									243 A	Weber St.	63 65	
									265 H	North Dakota St.	75 73	
									271 N	UC Irvine	55 63	
									298 A	IPFW	82 75	
									298 H	IPFW	51 68	
									301 H	Omaha	60 53	
									323 A	North Texas	63 55	
									342 H	UMKC	74 66	
									344 H	Air Force	107 66	
LAST 12 Division I GAMES:												
298 H	IPFW	51 68	239 A	IUPUI	54 71							
71 H	South Dakota St.	77 72	224 H	Western Ill.	66 93							
181 A	Oral Roberts	44 65	265 H	North Dakota St.	75 73							
239 H	IUPUI	64 68	301 H	Omaha	60 53							
80 A	South Dakota	56 82	181 H	Oral Roberts	66 57							
298 A	IPFW	82 75	71 A	South Dakota St.	44 85							

Non-Div I Games:

Denver



Detroit

Through Games Of Feb. 15, 2015

Average RPI Win: <b>212</b>	WON-LOST	WINNING	LAST 10	STRENGTH OF	OPP. STRENGTH	TEAM	ADJ.	CONF.	ADJ CONF.
Average RPI Loss: <b>153</b>	RECORD	PCT. RANK	GAMES	SCHEDULE	OF SCHEDULE	RPI	RPI	RPI	RPI
DIV. I ONLY	7- 14	259	4- 6	163	205	233	233	12	12
DIV. I NON-CONF.	3- 8	263	0- 2	266	253	274	274	13	13
TOTALS	RPI 1-25	RPI 26-50	W-L RECORDS	RPI 51-100	RPI 101-150	RPI 150+			
7- 14	0- 1	0- 0	OVERALL	1- 5	1- 2	5- 6			
3- 6	0- 1	0- 0	HOME	0- 2	0- 1	3- 2			
4- 7	0- 0	0- 0	AWAY	1- 3	1- 1	2- 3			
0- 1	0- 0	0- 0	NEUTRAL	0- 0	0- 0	0- 1			
3- 8	0- 0	0- 0	NON-CONFERENCE	0- 3	1- 1	2- 4			
1- 2	0- 0	0- 0	HOME	0- 1	0- 1	1- 0			
2- 5	0- 0	0- 0	AWAY	0- 2	1- 0	1- 3			
0- 1	0- 0	0- 0	NEUTRAL	0- 0	0- 0	0- 1			
4- 6	0- 1	0- 0	CONFERENCE	1- 2	0- 1	3- 2			
2- 4	0- 1	0- 0	HOME	0- 1	0- 0	2- 2			
2- 2	0- 0	0- 0	AWAY	1- 1	0- 1	1- 0			
0- 0	0- 0	0- 0	NEUTRAL	0- 0	0- 0	0- 0			

RPI S	Opponent	Score	RPI S	Opponent	Score	RPI S	Opponent	Score	RPI S	Opponent	Score	Team's RPI: 233
23	H Green Bay	58 <b>75</b>				54	A Michigan	57 <b>76</b>	110	A Cleveland St.	65 <b>71</b>	
						60	A Ohio	57 <b>60</b>	121	A Toledo	83 72	
						63	A Youngstown St.	59 58	140	H St. Bonaventure	56 <b>68</b>	
						63	H Youngstown St.	65 <b>70</b>	185	A Eastern Mich.	71 <b>75</b>	
						91	A Wright St.	57 <b>76</b>	211	A Ill.-Chicago	76 68	
						92	H Western Mich.	57 <b>71</b>	211	H Ill.-Chicago	70 65	
									216	A Niagara	49 <b>71</b>	
									235	H Oakland	73 62	
									259	H Valparaiso	68 <b>74</b>	
									268	A Cincinnati	38 <b>70</b>	
									278	H Milwaukee	68 <b>84</b>	
									298	A IPFW	81 74	
									305	N Southeast Mo. St.	51 <b>61</b>	
									346	H Delaware St.	74 52	
LAST 12 Division I GAMES:												
63	H Youngstown St.	65 <b>70</b>	110	A Cleveland St.	65 <b>71</b>							
211	A Ill.-Chicago	76 68	211	H Ill.-Chicago	70 65							
259	H Valparaiso	68 <b>74</b>	91	A Wright St.	57 <b>76</b>							
63	A Youngstown St.	59 58	278	H Milwaukee	68 <b>84</b>							
23	H Green Bay	58 <b>75</b>	185	A Eastern Mich.	71 <b>75</b>							
235	H Oakland	73 62	268	A Cincinnati	38 <b>70</b>							

Non-Div I Games: Madonna 76 47 Marygrove 88 46

Detroit

Loss, Non-Conf, S Site, H Home A Away N Neutral



## Drake

Through Games Of Feb. 15, 2015

Average RPI Win:	191	WON-LOST	WINNING	LAST 10	STRENGTH OF	OPP. STRENGTH	TEAM	ADJ.	CONF.	ADJ CONF.
Average RPI Loss:	80	RECORD	PCT. RANK	GAMES	SCHEDULE	OF SCHEDULE	RPI	RPI	RPI	RPI
DIV. I ONLY	15- 7	65	9- 1	126	116	72	72	18	18	
DIV. I NON-CONF.	4- 6	207	0- 0	24	72	100	100	16	16	
TOTALS	RPI 1-25	RPI 26-50	W-L RECORDS	RPI 51-100	RPI 101-150	RPI 150+				
15- 7	0- 1	0- 1	OVERALL	2- 3	4- 1	9- 1				
6- 3	0- 1	0- 0	HOME	1- 2	3- 0	2- 0				
8- 4	0- 0	0- 1	AWAY	0- 1	1- 1	7- 1				
1- 0	0- 0	0- 0	NEUTRAL	1- 0	0- 0	0- 0				
4- 6	0- 1	0- 1	NON-CONFERENCE	1- 3	1- 0	2- 1				
1- 3	0- 1	0- 0	HOME	0- 2	1- 0	0- 0				
2- 3	0- 0	0- 1	AWAY	0- 1	0- 0	2- 1				
1- 0	0- 0	0- 0	NEUTRAL	1- 0	0- 0	0- 0				
11- 1	0- 0	0- 0	CONFERENCE	1- 0	3- 1	7- 0				
5- 0	0- 0	0- 0	HOME	1- 0	2- 0	2- 0				
6- 1	0- 0	0- 0	AWAY	0- 0	1- 1	5- 0				
0- 0	0- 0	0- 0	NEUTRAL	0- 0	0- 0	0- 0				

RPI 1-25				RPI 26-50				RPI 51-100 Team's RPI: 72				RPI 101+			
RPI	S	Opponent	Score	RPI	S	Opponent	Score	RPI	S	Opponent	Score	RPI	S	Opponent	Score
7	H	Iowa	98 100	48	A	Iowa St.	67 84	56	H	Wichita St.	64 61	104	A	Southern Ill.	76 81
								69	A	Creighton	71 93	104	H	Southern Ill.	81 66
								76	H	Colorado St.	56 69	111	A	UNI	76 72
								80	H	South Dakota	78 83	111	H	UNI	87 67
								81	N	Fordham	62 56	135	H	Wisconsin	89 77
												158	A	Indiana St.	72 65
												173	A	SIUE	60 74
												177	A	UTSA	69 61
												194	H	Missouri St.	94 89
												241	A	Idaho St.	80 66
												247	A	Evansville	79 62
												295	A	Loyola Chicago	86 60
												314	A	Bradley	80 47
												318	A	Illinois St.	70 47
												318	H	Illinois St.	86 51
LAST 12 Division I GAMES:															
				111	H	UNI	87 67	158	A	Indiana St.	72 65				
				318	A	Illinois St.	70 47	111	A	UNI	76 72				
				104	A	Southern Ill.	76 81	104	H	Southern Ill.	81 66				
				56	H	Wichita St.	64 61	318	H	Illinois St.	86 51				
				194	H	Missouri St.	94 89	314	A	Bradley	80 47				
				247	A	Evansville	79 62	295	A	Loyola Chicago	86 60				

Non-Div I Games: Northwestern (IA) 102 58

Drake

■ Loss, 
 ■ Non-Conf, S Site, 
 ■ Home 
 ■ Away 
 N Neutral



Average RPI Win:	<b>196</b>	WON-LOST	WINNING	LAST 10	STRENGTH OF	OPP. STRENGTH	TEAM	ADJ.	CONF.	ADJ CONF.
Average RPI Loss:	<b>70</b>	RECORD	PCT. RANK	GAMES	SCHEDULE	OF SCHEDULE	RPI	RPI	RPI	RPI
DIV. I ONLY	<b>15- 9</b>	<b>96</b>	<b>7- 3</b>	<b>81</b>	<b>98</b>	<b>78</b>	<b>78</b>	<b>13</b>	<b>13</b>	
DIV. I NON-CONF.	<b>6- 5</b>	<b>145</b>	<b>0- 0</b>	<b>76</b>	<b>47</b>	<b>80</b>	<b>80</b>	<b>11</b>	<b>11</b>	
TOTALS	RPI 1-25	RPI 26-50	W-L RECORDS	RPI 51-100	RPI 101-150	RPI 150+				
15- 9	0- 3	0- 2	OVERALL	2- 0	3- 3	10- 1				
8- 3	0- 1	0- 0	HOME	2- 0	1- 1	5- 1				
5- 5	0- 2	0- 2	AWAY	0- 0	2- 1	3- 0				
2- 1	0- 0	0- 0	NEUTRAL	0- 0	0- 1	2- 0				
6- 5	0- 1	0- 2	NON-CONFERENCE	2- 0	1- 2	3- 0				
4- 0	0- 0	0- 0	HOME	2- 0	1- 0	1- 0				
0- 4	0- 1	0- 2	AWAY	0- 0	0- 1	0- 0				
2- 1	0- 0	0- 0	NEUTRAL	0- 0	0- 1	2- 0				
9- 4	0- 2	0- 0	CONFERENCE	0- 0	2- 1	7- 1				
4- 3	0- 1	0- 0	HOME	0- 0	0- 1	4- 1				
5- 1	0- 1	0- 0	AWAY	0- 0	2- 0	3- 0				
0- 0	0- 0	0- 0	NEUTRAL	0- 0	0- 0	0- 0				

RPI 1-25				RPI 26-50				RPI 51-100 Team's RPI: 78				RPI 101+			
RPI	S	Opponent	Score	RPI	S	Opponent	Score	RPI	S	Opponent	Score	RPI	S	Opponent	Score
18	A	Princeton	43 <b>59</b>	30	A	Quinnipiac	50 <b>74</b>	70	H	Penn	67 58	103	A	Virginia	66 <b>72</b>
20	A	James Madison	51 <b>66</b>	31	A	Pittsburgh	53 <b>72</b>	98	H	Cornell	62 53	106	A	Hofstra	63 56
20	H	James Madison	54 <b>73</b>									106	H	Hofstra	52 <b>53</b>
												119	H	Saint Joseph's	76 63
												122	A	Elon	57 47
												140	N	St. Bonaventure	32 <b>43</b>
												166	A	William & Mary	49 46
												166	H	William & Mary	68 <b>72</b>
												172	H	Delaware	61 56
												205	N	Sacred Heart	61 54
												227	A	Towson	66 52
												253	A	UNCW	61 44
												253	H	UNCW	58 53
												275	H	Col. of Charleston	64 47
												283	H	Colgate	59 51
												290	H	Northeastern	58 35
												300	N	Miami (OH)	71 54
LAST 12 Division I GAMES:															
227	A	Towson	66 52	106	A	Hofstra	63 56								
20	H	James Madison	54 <b>73</b>	20	A	James Madison	51 <b>66</b>								
166	H	William & Mary	68 <b>72</b>	166	A	William & Mary	49 46								
253	A	UNCW	61 44	253	H	UNCW	58 53								
275	H	Col. of Charleston	64 47	106	H	Hofstra	52 <b>53</b>								
172	H	Delaware	61 56	122	A	Elon	57 47								

Non-Div I Games:

Drexel

■ Loss, 
 ■ Non-Conf, 
 ■ S Site, 
 ■ H Home 
 ■ A Away 
 N Neutral



Duke				Through Games Of Feb. 15, 2015						
Average RPI Win:	124	WON-LOST	WINNING	LAST 10	STRENGTH OF	OPP. STRENGTH	TEAM	ADJ.	CONF.	ADJ CONF.
Average RPI Loss:	30	RECORD	PCT. RANK	GAMES	SCHEDULE	OF SCHEDULE	RPI	RPI	RPI	RPI
DIV. I ONLY	19- 6	35	8- 2	6	17	12	12	2	2	
DIV. I NON-CONF.	9- 4	84	0- 0	6	26	19	19	3	3	
TOTALS	RPI 1-25	RPI 26-50	W-L RECORDS	RPI 51-100	RPI 101-150	RPI 150+				
19- 6	4- 4	3- 1	OVERALL	0- 0	2- 1	10- 0				
14- 1	3- 1	3- 0	HOME	0- 0	1- 0	7- 0				
5- 5	1- 3	0- 1	AWAY	0- 0	1- 1	3- 0				
0- 0	0- 0	0- 0	NEUTRAL	0- 0	0- 0	0- 0				
9- 4	2- 3	0- 1	NON-CONFERENCE	0- 0	1- 0	6- 0				
7- 1	2- 1	0- 0	HOME	0- 0	1- 0	4- 0				
2- 3	0- 2	0- 1	AWAY	0- 0	0- 0	2- 0				
0- 0	0- 0	0- 0	NEUTRAL	0- 0	0- 0	0- 0				
10- 2	2- 1	3- 0	CONFERENCE	0- 0	1- 1	4- 0				
7- 0	1- 0	3- 0	HOME	0- 0	0- 0	3- 0				
3- 2	1- 1	0- 0	AWAY	0- 0	1- 1	1- 0				
0- 0	0- 0	0- 0	NEUTRAL	0- 0	0- 0	0- 0				

D  
u  
k  
e

RPI 1-25		Team's RPI: 12	
RPI	S	Opponent	Score
4	A	UConn	52 83
6	H	South Carolina	50 51
8	H	Louisville	66 58
9	H	Kentucky	89 68
13	A	Florida St.	58 74
14	A	North Carolina	74 67
19	H	Oklahoma	92 72
22	A	Texas A&M	59 63

RPI 26-50	
RPI	S
29	H
31	H
33	A
42	H

RPI 51-100	
RPI	S
29	H
31	H
33	A
42	H

RPI 101+	
RPI	S
102	A
103	A
120	H
155	A
161	A
167	H
186	H
199	H
202	A
202	H
214	H
228	H
262	H

D  
u  
k  
e

LAST 12 Division I GAMES:			
103	A	Virginia	71 45
167	H	Clemson	89 60
202	A	Wake Forest	70 53
8	H	Louisville	66 58
31	H	Pittsburgh	62 45
14	A	North Carolina	74 67
102	A	Boston College	56 60
42	H	Miami (FL)	68 53
199	H	Virginia Tech	65 40
13	A	Florida St.	58 74
29	H	Syracuse	74 72
202	H	Wake Forest	70 63

Non-Div I Games:

Duke



Average RPI Win:	184	WON-LOST	WINNING	LAST 10	STRENGTH OF	OPP. STRENGTH	TEAM	ADJ.	CONF.	ADJ CONF.
Average RPI Loss:	64	RECORD	PCT. RANK	GAMES	SCHEDULE	OF SCHEDULE	RPI	RPI	RPI	RPI
DIV. I ONLY	17- 8	69	8- 2	97	83	53	53	6	6	
DIV. I NON-CONF.	8- 5	123	0- 0	150	105	84	84	6	6	
TOTALS	RPI 1-25	RPI 26-50	W-L RECORDS	RPI 51-100	RPI 101-150	RPI 150+				
17- 8	0- 4	1- 1	OVERALL	2- 1	5- 1	9- 1				
8- 2	0- 1	1- 1	HOME	0- 0	3- 0	4- 0				
8- 6	0- 3	0- 0	AWAY	2- 1	2- 1	4- 1				
1- 0	0- 0	0- 0	NEUTRAL	0- 0	0- 0	1- 0				
8- 5	0- 2	1- 1	NON-CONFERENCE	1- 1	1- 0	5- 1				
3- 2	0- 1	1- 1	HOME	0- 0	0- 0	2- 0				
4- 3	0- 1	0- 0	AWAY	1- 1	1- 0	2- 1				
1- 0	0- 0	0- 0	NEUTRAL	0- 0	0- 0	1- 0				
9- 3	0- 2	0- 0	CONFERENCE	1- 0	4- 1	4- 0				
5- 0	0- 0	0- 0	HOME	0- 0	3- 0	2- 0				
4- 3	0- 2	0- 0	AWAY	1- 0	1- 1	2- 0				
0- 0	0- 0	0- 0	NEUTRAL	0- 0	0- 0	0- 0				

RPI 1-25				RPI 26-50				RPI 51-100 Team's RPI: 53				RPI 101+			
RPI	S	Opponent	Score	RPI	S	Opponent	Score	RPI	S	Opponent	Score	RPI	S	Opponent	Score
15	A	Dayton	67 78	29	H	Syracuse	84 90	61	A	West Virginia	60 79	112	A	Rhode Island	61 62
17	A	George Washington	56 83	31	H	Pittsburgh	87 77	81	A	Fordham	56 46	119	H	Saint Joseph's	63 54
18	H	Princeton	62 79					99	A	Lehigh	82 75	123	H	VCU	83 47
23	A	Green Bay	52 84									136	A	Ball St.	82 62
												138	H	Saint Louis	77 64
												140	A	St. Bonaventure	76 63
												168	A	Robert Morris	71 57
												187	A	La Salle	72 66
												189	A	Massachusetts	69 49
												223	H	George Mason	88 54
												236	A	Providence	56 67
												245	H	Davidson	83 47
												284	N	Jackson St.	90 72
												302	H	Kent St.	86 60
												325	H	Saint Francis (PA)	92 52
												343	A	Howard	89 63
LAST 12 Division I GAMES:															
189	A	Massachusetts	69 49	17	A	George Washington	56 83								
187	A	La Salle	72 66	119	H	Saint Joseph's	63 54								
123	H	VCU	83 47	138	H	Saint Louis	77 64								
81	A	Fordham	56 46	15	A	Dayton	67 78								
140	A	St. Bonaventure	76 63	223	H	George Mason	88 54								
245	H	Davidson	83 47	112	A	Rhode Island	61 62								

Non-Div I Games:

Duquesne

■ Loss, 
 ■ Non-Conf, 
 ■ S Site, 
 ■ H Home 
 ■ A Away 
 N Neutral



# East Carolina

Through Games Of Feb. 15, 2015

Average RPI Win:	185	WON-LOST	WINNING	LAST 10	STRENGTH OF	OPP. STRENGTH	TEAM	ADJ.	CONF.	ADJ CONF.
Average RPI Loss:	65	RECORD	PCT. RANK	GAMES	SCHEDULE	OF SCHEDULE	RPI	RPI	RPI	RPI
DIV. I ONLY	17- 8	69	8- 2	68	77	51	51	7	7	
DIV. I NON-CONF.	9- 2	35	0- 0	183	115	54	54	7	7	
TOTALS	RPI 1-25	RPI 26-50	W-L RECORDS	RPI 51-100	RPI 101-150	RPI 150+				
17- 8	0- 2	2- 3	OVERALL	1- 0	3- 2	11- 1				
7- 3	0- 1	1- 1	HOME	0- 0	0- 1	6- 0				
8- 4	0- 1	1- 1	AWAY	1- 0	2- 1	4- 1				
2- 1	0- 0	0- 1	NEUTRAL	0- 0	1- 0	1- 0				
9- 2	0- 0	0- 1	NON-CONFERENCE	1- 0	2- 1	6- 0				
4- 0	0- 0	0- 0	HOME	0- 0	0- 0	4- 0				
3- 1	0- 0	0- 0	AWAY	1- 0	1- 1	1- 0				
2- 1	0- 0	0- 1	NEUTRAL	0- 0	1- 0	1- 0				
8- 6	0- 2	2- 2	CONFERENCE	0- 0	1- 1	5- 1				
3- 3	0- 1	1- 1	HOME	0- 0	0- 1	2- 0				
5- 3	0- 1	1- 1	AWAY	0- 0	1- 0	3- 1				
0- 0	0- 0	0- 0	NEUTRAL	0- 0	0- 0	0- 0				

RPI S Opponent	Score	RPI S Opponent	Score	RPI S Opponent	Score	RPI S Opponent	Score
4 A UConn	32 87	27 A South Fla.	62 69	60 A Ohio	76 68	110 A Cleveland St.	57 59
4 H UConn	38 89	27 H South Fla.	65 64			112 A Rhode Island	66 38
		29 N Syracuse	58 69			135 N Wisconsin	61 43
		43 A Tulane	67 63			146 A Tulsa	77 68
		43 H Tulane	63 76			146 H Tulsa	63 74
						156 A Memphis	57 60
						156 H Memphis	60 39
						170 N Fairfield	83 68
						172 H Delaware	89 60
						248 A SMU	67 49
						257 H Bethune-Cookman	71 42
						264 A Loyola Maryland	82 33
						268 A Cincinnati	78 53
						272 A Houston	87 46
						272 H Houston	79 56
						273 H Norfolk St.	65 36
						275 H Col. of Charleston	68 55
LAST 12 Division I GAMES:							
27 H South Fla.	65 64	248 A SMU	67 49				
268 A Cincinnati	78 53	156 H Memphis	60 39				
272 H Houston	79 56	146 A Tulsa	77 68				
43 A Tulane	67 63	272 A Houston	87 46				
4 A UConn	32 87	43 H Tulane	63 76				
146 H Tulsa	63 74	156 A Memphis	57 60				

Non-Div I Games:

East Carolina

Loss, Non-Conf, S Site, H Home A Away N Neutral



Average RPI Win:	250	WON-LOST	WINNING	LAST 10	STRENGTH OF	OPP. STRENGTH	TEAM	ADJ.	CONF.	ADJ CONF.
Average RPI Loss:	141	RECORD	PCT. RANK	GAMES	SCHEDULE	OF SCHEDULE	RPI	RPI	RPI	RPI
DIV. I ONLY	17- 8	69	9- 1	256	257	114	114	20	20	
DIV. I NON-CONF.	8- 7	157	1- 1	241	290	160	160	20	20	
TOTALS	RPI 1-25	RPI 26-50	W-L RECORDS	RPI 51-100	RPI 101-150	RPI 150+				
17- 8	0- 2	0- 0	OVERALL	0- 0	2- 2	15- 4				
8- 2	0- 1	0- 0	HOME	0- 0	1- 1	7- 0				
9- 5	0- 1	0- 0	AWAY	0- 0	1- 1	8- 3				
0- 1	0- 0	0- 0	NEUTRAL	0- 0	0- 0	0- 1				
8- 7	0- 1	0- 0	NON-CONFERENCE	0- 0	0- 2	8- 4				
3- 1	0- 0	0- 0	HOME	0- 0	0- 1	3- 0				
5- 5	0- 1	0- 0	AWAY	0- 0	0- 1	5- 3				
0- 1	0- 0	0- 0	NEUTRAL	0- 0	0- 0	0- 1				
9- 1	0- 1	0- 0	CONFERENCE	0- 0	2- 0	7- 0				
5- 1	0- 1	0- 0	HOME	0- 0	1- 0	4- 0				
4- 0	0- 0	0- 0	AWAY	0- 0	1- 0	3- 0				
0- 0	0- 0	0- 0	NEUTRAL	0- 0	0- 0	0- 0				

RPI 1-25			RPI 26-50			RPI 51-100			RPI 101+ Team's RPI: 114		
RPI	S	Opponent	Score	RPI	S	Opponent	Score	RPI	S	Opponent	Score
14	A	North Carolina	62 95					139	H	Appalachian St.	70 76
24	H	Chattanooga	56 64					141	A	Furman	73 72
								141	H	Furman	72 61
								145	A	Indiana	69 97
								158	A	Indiana St.	69 76
								176	H	Iona	76 64
								180	A	Mercer	72 70
								182	H	Samford	48 46
								190	H	High Point	84 76
								192	N	Jacksonville St.	56 57
								199	A	Virginia Tech	65 72
								219	A	Morehead St.	86 77
								223	A	George Mason	84 71
								253	A	UNCW	48 61
								269	H	Eastern Ky.	64 49
								304	H	UNC Greensboro	87 65
								307	A	Wofford	79 47
								307	H	Wofford	69 47
								311	A	Western Caro.	63 60
								311	H	Western Caro.	51 40
								325	A	Saint Francis (PA)	79 63
								326	A	UNC Asheville	81 68
								341	A	Alabama A&M	88 64
LAST 12 Division I GAMES:											
311	H	Western Caro.	51 40	307	H	Wofford	69 47				
141	H	Furman	72 61	304	H	UNC Greensboro	87 65				
311	A	Western Caro.	63 60	307	A	Wofford	79 47				
24	H	Chattanooga	56 64	141	A	Furman	73 72				
182	H	Samford	48 46	14	A	North Carolina	62 95				
180	A	Mercer	72 70	176	H	Iona	76 64				

Non-Div I Games:

East Tenn. St.

■ Loss, 
■ Non-Conf, 
■ S Site, 
■ H Home 
■ A Away 
N Neutral



Average RPI Win:	269	WON-LOST	WINNING	LAST 10	STRENGTH OF	OPP. STRENGTH	TEAM	ADJ.	CONF.	ADJ CONF.
Average RPI Loss:	202	RECORD	PCT. RANK	GAMES	SCHEDULE	OF SCHEDULE	RPI	RPI	RPI	RPI
DIV. I ONLY	8- 17	270	3- 7	306	303	312	312	26	26	
DIV. I NON-CONF.	3- 10	287	0- 0	273	309	320	320	26	26	
TOTALS	RPI 1-25	RPI 26-50	W-L RECORDS	RPI 51-100	RPI 101-150	RPI 150+				
8- 17	0- 1	0- 1	OVERALL	0- 1	0- 2	8- 12				
6- 5	0- 0	0- 0	HOME	0- 0	0- 1	6- 4				
2- 9	0- 0	0- 0	AWAY	0- 0	0- 1	2- 8				
0- 3	0- 1	0- 1	NEUTRAL	0- 1	0- 0	0- 0				
3- 10	0- 1	0- 1	NON-CONFERENCE	0- 1	0- 1	3- 6				
2- 3	0- 0	0- 0	HOME	0- 0	0- 1	2- 2				
1- 4	0- 0	0- 0	AWAY	0- 0	0- 0	1- 4				
0- 3	0- 1	0- 1	NEUTRAL	0- 1	0- 0	0- 0				
5- 7	0- 0	0- 0	CONFERENCE	0- 0	0- 1	5- 6				
4- 2	0- 0	0- 0	HOME	0- 0	0- 0	4- 2				
1- 5	0- 0	0- 0	AWAY	0- 0	0- 1	1- 4				
0- 0	0- 0	0- 0	NEUTRAL	0- 0	0- 0	0- 0				

RPI 1-25			RPI 26-50			RPI 51-100			RPI 101+ Team's RPI: 312		
RPI	S	Opponent	Score	RPI	S	Opponent	Score	RPI	S	Opponent	Score
13	N	Florida St.	55 <b>91</b>	37	N	Northwestern	44 <b>92</b>	99	N	Lehigh	69 <b>72</b>
								138	H	Saint Louis	49 <b>63</b>
								147	A	UT Martin	51 <b>81</b>
								164	H	Belmont	77 72
								173	H	SIUE	48 <b>65</b>
								192	H	Jacksonville St.	66 63
								211	H	Ill.-Chicago	66 <b>78</b>
								219	A	Morehead St.	62 <b>67</b>
								222	A	Tennessee St.	44 <b>57</b>
								224	A	Western Ill.	54 <b>63</b>
								239	A	IUPUI	44 <b>66</b>
								250	A	Austin Peay	72 <b>83</b>
								250	H	Austin Peay	63 <b>66</b>
								251	H	Northern Ill.	55 46
								269	A	Eastern Ky.	68 42
								278	A	Milwaukee	63 <b>72</b>
								295	A	Loyola Chicago	52 <b>63</b>
								301	H	Omaha	77 66
								305	A	Southeast Mo. St.	65 <b>69</b>
								322	H	Murray St.	75 59
								323	A	North Texas	59 57
								333	H	Tennessee Tech	67 59
								342	H	UMKC	53 <b>69</b>
LAST 12 Division I GAMES:											
250	A	Austin Peay	72 <b>83</b>	219	A	Morehead St.	62 <b>67</b>				
305	A	Southeast Mo. St.	65 <b>69</b>	269	A	Eastern Ky.	68 42				
173	H	SIUE	48 <b>65</b>	164	H	Belmont	77 72				
322	H	Murray St.	75 59	222	A	Tennessee St.	44 <b>57</b>				
250	H	Austin Peay	63 <b>66</b>	192	H	Jacksonville St.	66 63				
147	A	UT Martin	51 <b>81</b>	333	H	Tennessee Tech	67 59				

Non-Div I Games:

Eastern Ill.

■ Loss, 
■ Non-Conf, 
■ S Site, 
■ H Home 
■ A Away 
N Neutral



Average RPI Win:	286	WON-LOST	WINNING	LAST 10	STRENGTH OF	OPP. STRENGTH	TEAM	ADJ.	CONF.	ADJ CONF.
Average RPI Loss:	186	RECORD	PCT. RANK	GAMES	SCHEDULE	OF SCHEDULE	RPI	RPI	RPI	RPI
DIV. I ONLY	7- 14	259	3- 7	275	319	269	269	26	26	
DIV. I NON-CONF.	4- 5	188	0- 0	190	314	192	192	26	26	
TOTALS	RPI 1-25	RPI 26-50	W-L RECORDS	RPI 51-100	RPI 101-150	RPI 150+				
7- 14	0- 0	0- 0	OVERALL	0- 2	1- 2	6- 10				
1- 6	0- 0	0- 0	HOME	0- 1	1- 0	0- 5				
4- 7	0- 0	0- 0	AWAY	0- 1	0- 2	4- 4				
2- 1	0- 0	0- 0	NEUTRAL	0- 0	0- 0	2- 1				
4- 5	0- 0	0- 0	NON-CONFERENCE	0- 2	1- 1	3- 2				
1- 1	0- 0	0- 0	HOME	0- 1	1- 0	0- 0				
1- 3	0- 0	0- 0	AWAY	0- 1	0- 1	1- 1				
2- 1	0- 0	0- 0	NEUTRAL	0- 0	0- 0	2- 1				
3- 9	0- 0	0- 0	CONFERENCE	0- 0	0- 1	3- 8				
0- 5	0- 0	0- 0	HOME	0- 0	0- 0	0- 5				
3- 4	0- 0	0- 0	AWAY	0- 0	0- 1	3- 3				
0- 0	0- 0	0- 0	NEUTRAL	0- 0	0- 0	0- 0				

RPI S	Opponent	Score	RPI S	Opponent	Score	RPI S	Opponent	Score	RPI S	Opponent	Score	Team's RPI: 269
						61	A West Virginia	42 67	114	A East Tenn. St.	49 64	
						90	H Richmond	56 70	127	H Marshall	63 58	
									147	A UT Martin	63 76	
									164	H Belmont	59 76	
									173	H SIUE	61 71	
									180	A Mercer	64 69	
									192	A Jacksonville St.	53 73	
									219	A Morehead St.	58 76	
									222	A Tennessee St.	74 86	
									222	H Tennessee St.	62 68	
									250	H Austin Peay	71 81	
									261	N Central Ark.	56 55	
									263	N North Florida	45 62	
									305	A Southeast Mo. St.	57 54	
									311	N Western Caro.	71 62	
									312	H Eastern Ill.	42 68	
									322	A Murray St.	64 59	
									333	A Tennessee Tech	97 93	
									341	A Alabama A&M	62 56	
LAST 12 Division I GAMES:												
222	A	Tennessee St.	74	86	322	A	Murray St.	64	59			
164	H	Belmont	59	76	173	H	SIUE	61	71			
222	H	Tennessee St.	62	68	312	H	Eastern Ill.	42	68			
219	A	Morehead St.	58	76	305	A	Southeast Mo. St.	57	54			
192	A	Jacksonville St.	53	73	147	A	UT Martin	63	76			
333	A	Tennessee Tech	97	93	250	H	Austin Peay	71	81			

Non-Div I Games: Asbury 73 48

Eastern Ky.

■ Loss, 
■ Non-Conf, 
■ S Site, 
■ H Home 
■ A Away 
N Neutral



Average RPI Win:	215	WON-LOST	WINNING	LAST 10	STRENGTH OF	OPP. STRENGTH	TEAM	ADJ.	CONF.	ADJ CONF.
Average RPI Loss:	126	RECORD	PCT. RANK	GAMES	SCHEDULE	OF SCHEDULE	RPI	RPI	RPI	RPI
DIV. I ONLY	9- 10	201	5- 4	183	145	185	185	16	16	
DIV. I NON-CONF.	4- 4	158	0- 0	244	68	162	162	18	18	
TOTALS	RPI 1-25	RPI 26-50	W-L RECORDS	RPI 51-100	RPI 101-150	RPI 150+				
9- 10	0- 0	0- 0	OVERALL	0- 4	3- 3	6- 3				
5- 3	0- 0	0- 0	HOME	0- 1	2- 2	3- 0				
2- 7	0- 0	0- 0	AWAY	0- 3	1- 1	1- 3				
2- 0	0- 0	0- 0	NEUTRAL	0- 0	0- 0	2- 0				
4- 4	0- 0	0- 0	NON-CONFERENCE	0- 1	1- 1	3- 2				
2- 0	0- 0	0- 0	HOME	0- 0	1- 0	1- 0				
0- 4	0- 0	0- 0	AWAY	0- 1	0- 1	0- 2				
2- 0	0- 0	0- 0	NEUTRAL	0- 0	0- 0	2- 0				
5- 6	0- 0	0- 0	CONFERENCE	0- 3	2- 2	3- 1				
3- 3	0- 0	0- 0	HOME	0- 1	1- 2	2- 0				
2- 3	0- 0	0- 0	AWAY	0- 2	1- 0	1- 1				
0- 0	0- 0	0- 0	NEUTRAL	0- 0	0- 0	0- 0				

RPI 1-25			RPI 26-50			RPI 51-100			RPI 101+ Team's RPI: 185		
RPI	S	Opponent	Score	RPI	S	Opponent	Score	RPI	S	Opponent	Score
						54 A Michigan	52 81	105 A Michigan St.	61 69		
						60 H Ohio	59 82	110 H Cleveland St.	71 68		
						67 A Akron	48 65	120 H Buffalo	53 75		
						92 A Western Mich.	56 83	121 A Toledo	75 61		
								136 H Ball St.	62 72		
								137 H Central Mich.	85 64		
								181 A Oral Roberts	62 63		
								197 A Tex.-Pan American	75 81		
								213 N Cal St. Fullerton	78 74		
								233 H Detroit	75 71		
								243 N Weber St.	57 42		
								251 A Northern Ill.	48 54		
								280 H Bowling Green	64 52		
								300 H Miami (OH)	56 38		
								302 A Kent St.	70 53		
LAST 12 Division I GAMES:											
137	H	Central Mich.	85 64	300	H	Miami (OH)	56 38				
136	H	Ball St.	62 72	280	H	Bowling Green	64 52				
302	A	Kent St.	70 53	60	H	Ohio	59 82				
120	H	Buffalo	53 75	67	A	Akron	48 65				
92	A	Western Mich.	56 83	251	A	Northern Ill.	48 54				
121	A	Toledo	75 61	233	H	Detroit	75 71				

Non-Div I Games: Kent St.-Tuscarawas 127 40 Madonna 88 68 Hillsdale 73 56

Eastern Mich.



Average RPI Win:	222	WON-LOST	WINNING	LAST 10	STRENGTH OF	OPP. STRENGTH	TEAM	ADJ.	CONF.	ADJ CONF.
Average RPI Loss:	166	RECORD	PCT. RANK	GAMES	SCHEDULE	OF SCHEDULE	RPI	RPI	RPI	RPI
DIV. I ONLY	13- 8	104	4- 0	294	197	153	153	21	21	
DIV. I NON-CONF.	5- 4	139	1- 0	253	229	166	166	22	22	
TOTALS	RPI 1-25	RPI 26-50	W-L RECORDS	RPI 51-100	RPI 101-150	RPI 150+				
13- 8	0- 0	0- 1	OVERALL	1- 0	3- 3	9- 4				
6- 2	0- 0	0- 1	HOME	1- 0	1- 1	4- 0				
6- 6	0- 0	0- 0	AWAY	0- 0	2- 2	4- 4				
1- 0	0- 0	0- 0	NEUTRAL	0- 0	0- 0	1- 0				
5- 4	0- 0	0- 1	NON-CONFERENCE	1- 0	1- 1	3- 2				
2- 1	0- 0	0- 1	HOME	1- 0	0- 0	1- 0				
2- 3	0- 0	0- 0	AWAY	0- 0	1- 1	1- 2				
1- 0	0- 0	0- 0	NEUTRAL	0- 0	0- 0	1- 0				
8- 4	0- 0	0- 0	CONFERENCE	0- 0	2- 2	6- 2				
4- 1	0- 0	0- 0	HOME	0- 0	1- 1	3- 0				
4- 3	0- 0	0- 0	AWAY	0- 0	1- 1	3- 2				
0- 0	0- 0	0- 0	NEUTRAL	0- 0	0- 0	0- 0				

RPI 1-25			RPI 26-50			RPI 51-100			RPI 101+			Team's RPI: 153
RPI	S	Opponent	Score	RPI	S	Opponent	Score	RPI	S	Opponent	Score	
				41	H	Gonzaga	60 61	56	H	Wichita St.	86 58	
										115	A	North Dakota 82 96
										118	H	Montana 65 64
										124	A	Boise St. 72 90
										143	A	Florida 67 56
										150	A	Sacramento St. 80 79
										150	H	Sacramento St. 67 73
										183	A	Northern Colo. 56 64
										204	H	Montana St. 72 58
										206	A	Idaho 58 71
										206	H	Idaho 71 65
										241	A	Idaho St. 88 75
										243	A	Weber St. 69 55
										248	A	SMU 53 69
										260	A	Abilene Christian 72 79
										287	N	Ga. Southern 55 42
										292	H	Portland 72 65
										308	A	Portland St. 77 63
										308	H	Portland St. 101 54
										328	A	Utah Valley 68 62
LAST 12 Division I GAMES:												
				143	A	Florida	67 56			115	A	North Dakota 82 96
				308	A	Portland St.	77 63			183	A	Northern Colo. 56 64
				150	A	Sacramento St.	80 79			150	H	Sacramento St. 67 73
				204	H	Montana St.	72 58			308	H	Portland St. 101 54
				118	H	Montana	65 64			206	H	Idaho 71 65
				206	A	Idaho	58 71			241	A	Idaho St. 88 75

Non-Div I Games: Saint Martin's 69 39 Central Wash. 83 70

Eastern Wash.

■ Loss, 
■ Non-Conf, 
■ S Site, 
■ H Home 
■ A Away 
N Neutral



Average RPI Win:	209	WON-LOST	WINNING	LAST 10	STRENGTH OF	OPP. STRENGTH	TEAM	ADJ.	CONF.	ADJ CONF.
Average RPI Loss:	105	RECORD	PCT. RANK	GAMES	SCHEDULE	OF SCHEDULE	RPI	RPI	RPI	RPI
DIV. I ONLY	12- 10	143	5- 5	115	109	122	122	13	13	
DIV. I NON-CONF.	5- 4	139	0- 0	42	100	71	71	11	11	
TOTALS	RPI 1-25	RPI 26-50	W-L RECORDS	RPI 51-100	RPI 101-150	RPI 150+				
12- 10	0- 3	0- 1	OVERALL	1- 2	1- 1	10- 3				
6- 5	0- 1	0- 1	HOME	1- 1	1- 1	4- 1				
6- 4	0- 1	0- 0	AWAY	0- 1	0- 0	6- 2				
0- 1	0- 1	0- 0	NEUTRAL	0- 0	0- 0	0- 0				
5- 4	0- 1	0- 1	NON-CONFERENCE	1- 1	1- 0	3- 1				
3- 1	0- 0	0- 1	HOME	1- 0	1- 0	1- 0				
2- 2	0- 0	0- 0	AWAY	0- 1	0- 0	2- 1				
0- 1	0- 1	0- 0	NEUTRAL	0- 0	0- 0	0- 0				
7- 6	0- 2	0- 0	CONFERENCE	0- 1	0- 1	7- 2				
3- 4	0- 1	0- 0	HOME	0- 1	0- 1	3- 1				
4- 2	0- 1	0- 0	AWAY	0- 0	0- 0	4- 1				
0- 0	0- 0	0- 0	NEUTRAL	0- 0	0- 0	0- 0				

RPI 1-25				RPI 26-50				RPI 51-100				RPI 101+ Team's RPI: 122			
RPI	S	Opponent	Score	RPI	S	Opponent	Score	RPI	S	Opponent	Score	RPI	S	Opponent	Score
14	N	North Carolina	67 85	45	H	Vanderbilt	50 66	74	A	North Carolina St.	51 84	106	H	Hofstra	53 55
20	A	James Madison	60 89					78	H	Drexel	47 57	141	H	Furman	81 71
20	H	James Madison	51 68					83	H	Liberty	73 62	166	A	William & Mary	72 59
												172	A	Delaware	60 50
												190	A	High Point	71 87
												208	A	Charlotte	67 54
												220	H	Navy	69 56
												226	A	Campbell	77 51
												227	A	Towson	84 70
												227	H	Towson	58 43
												253	A	UNCW	68 76
												253	H	UNCW	82 86
												275	A	Col. of Charleston	75 71
												275	H	Col. of Charleston	77 68
												290	H	Northeastern	80 77
LAST 12 Division I GAMES:															
106	H	Hofstra	53 55	253	A	UNCW	68 76								
253	H	UNCW	82 86	227	H	Towson	58 43								
275	A	Col. of Charleston	75 71	20	H	James Madison	51 68								
227	A	Towson	84 70	275	H	Col. of Charleston	77 68								
20	A	James Madison	60 89	166	A	William & Mary	72 59								
290	H	Northeastern	80 77	78	H	Drexel	47 57								

Non-Div I Games: Anderson (SC) 77 72 Lenoir-Rhyne 62 46

Elon

Loss, Non-Conf, S Site, H Home A Away N Neutral



Evansville

Through Games Of Feb. 15, 2015

Average RPI Win:	255	WON-LOST	WINNING	LAST 10	STRENGTH OF	OPP. STRENGTH	TEAM	ADJ.	CONF.	ADJ CONF.
Average RPI Loss:	154	RECORD	PCT. RANK	GAMES	SCHEDULE	OF SCHEDULE	RPI	RPI	RPI	RPI
DIV. I ONLY	10- 13	217	4- 6	315	143	247	247	18	18	
DIV. I NON-CONF.	4- 6	207	0- 0	236	168	208	208	16	16	
TOTALS	RPI 1-25	RPI 26-50	W-L RECORDS	RPI 51-100	RPI 101-150	RPI 150+				
10- 13	0- 1	0- 0	OVERALL	0- 3	2- 4	8- 5				
6- 3	0- 0	0- 0	HOME	0- 1	1- 2	5- 0				
4- 10	0- 1	0- 0	AWAY	0- 2	1- 2	3- 5				
0- 0	0- 0	0- 0	NEUTRAL	0- 0	0- 0	0- 0				
4- 6	0- 1	0- 0	NON-CONFERENCE	0- 1	1- 2	3- 2				
3- 0	0- 0	0- 0	HOME	0- 0	1- 0	2- 0				
1- 6	0- 1	0- 0	AWAY	0- 1	0- 2	1- 2				
0- 0	0- 0	0- 0	NEUTRAL	0- 0	0- 0	0- 0				
6- 7	0- 0	0- 0	CONFERENCE	0- 2	1- 2	5- 3				
3- 3	0- 0	0- 0	HOME	0- 1	0- 2	3- 0				
3- 4	0- 0	0- 0	AWAY	0- 1	1- 0	2- 3				
0- 0	0- 0	0- 0	NEUTRAL	0- 0	0- 0	0- 0				

RPI 1-25				RPI 26-50				RPI 51-100				RPI 101+ Team's RPI: 247			
RPI	S	Opponent	Score	RPI	S	Opponent	Score	RPI	S	Opponent	Score	RPI	S	Opponent	Score
8	A	Louisville	51 73					56	A	Wichita St.	44 54	104	A	Southern Ill.	63 58
								61	A	West Virginia	39 83	104	H	Southern Ill.	53 62
								72	H	Drake	62 79	111	H	UNI	44 58
												133	H	Troy	94 85
												136	A	Ball St.	70 76
												147	A	UT Martin	74 84
												158	A	Indiana St.	52 67
												194	A	Missouri St.	65 56
												239	A	IUPUI	50 62
												250	H	Austin Peay	72 68
												295	A	Loyola Chicago	58 70
												295	H	Loyola Chicago	63 38
												298	A	IPFW	59 77
												300	H	Miami (OH)	51 41
												314	A	Bradley	50 56
												314	H	Bradley	86 46
												318	A	Illinois St.	62 50
												318	H	Illinois St.	69 52
												322	A	Murray St.	93 83
LAST 12 Division I GAMES:															
318	H	Illinois St.	69 52	111	H	UNI	44 58								
104	H	Southern Ill.	53 62	104	A	Southern Ill.	63 58								
314	A	Bradley	50 56	318	A	Illinois St.	62 50								
295	A	Loyola Chicago	58 70	314	H	Bradley	86 46								
158	A	Indiana St.	52 67	295	H	Loyola Chicago	63 38								
72	H	Drake	62 79	56	A	Wichita St.	44 54								

Non-Div I Games: Oakland City 81 40

Evansville

Loss, Non-Conf, S Site, H Home A Away N Neutral



Average RPI Win: <b>155</b>	WON-LOST	WINNING	LAST 10	STRENGTH OF	OPP. STRENGTH	TEAM	ADJ.	CONF.	ADJ CONF.
Average RPI Loss: <b>106</b>	RECORD	PCT. RANK	GAMES	SCHEDULE	OF SCHEDULE	RPI	RPI	RPI	RPI
DIV. I ONLY	<b>22- 2</b>	<b>6</b>	<b>10- 0</b>	<b>62</b>	<b>104</b>	<b>16</b>	<b>16</b>	<b>11</b>	<b>11</b>
DIV. I NON-CONF.	<b>12- 2</b>	<b>26</b>	<b>2- 0</b>	<b>73</b>	<b>66</b>	<b>20</b>	<b>20</b>	<b>12</b>	<b>12</b>
TOTALS	RPI 1-25	RPI 26-50	W-L RECORDS	RPI 51-100	RPI 101-150	RPI 150+			
22- 2	1- 0	3- 1	OVERALL	3- 0	2- 0	13- 1			
11- 0	1- 0	1- 0	HOME	1- 0	1- 0	7- 0			
7- 1	0- 0	1- 0	AWAY	1- 0	0- 0	5- 1			
4- 1	0- 0	1- 1	NEUTRAL	1- 0	1- 0	1- 0			
12- 2	1- 0	1- 1	NON-CONFERENCE	3- 0	1- 0	6- 1			
5- 0	1- 0	0- 0	HOME	1- 0	0- 0	3- 0			
3- 1	0- 0	0- 0	AWAY	1- 0	0- 0	2- 1			
4- 1	0- 0	1- 1	NEUTRAL	1- 0	1- 0	1- 0			
10- 0	0- 0	2- 0	CONFERENCE	0- 0	1- 0	7- 0			
6- 0	0- 0	1- 0	HOME	0- 0	1- 0	4- 0			
4- 0	0- 0	1- 0	AWAY	0- 0	0- 0	3- 0			
0- 0	0- 0	0- 0	NEUTRAL	0- 0	0- 0	0- 0			

RPI S	Opponent	Score	RPI S	Opponent	Score	RPI S	Opponent	Score	RPI S	Opponent	Score
17	H George Washington	88 75	30	N Quinnipiac	71 65	56	N Wichita St.	56 39	108	N CSUN	73 64
			36	N Ohio St.	83 90	57	A Arkansas St.	74 68	134	H Kennesaw St.	61 47
			46	A Stetson	61 39	93	H Southern Miss.	78 62	157	A Northern Ky.	67 46
			46	H Stetson	57 55				157	H Northern Ky.	75 47
									159	A Harvard	68 58
									167	N Clemson	86 61
									175	A Auburn	69 72
									183	H Northern Colo.	69 56
									201	H USC Upstate	79 61
									234	A Lipscomb	71 49
									234	H Lipscomb	69 43
									236	H Providence	68 58
									244	A Jacksonville	60 37
									257	A Bethune-Cookman	91 46
									263	H North Florida	75 42
									330	H FIU	97 49
LAST 12 Division I GAMES:											
234	H Lipscomb	69 43	201	H USC Upstate	79 61						
157	H Northern Ky.	75 47	244	A Jacksonville	60 37						
46	A Stetson	61 39	263	H North Florida	75 42						
157	A Northern Ky.	67 46	46	H Stetson	57 55						
234	A Lipscomb	71 49	159	A Harvard	68 58						
134	H Kennesaw St.	61 47	30	N Quinnipiac	71 65						

Non-Div I Games: Ave Maria 102 54

FGCU



Average RPI Win:	281	WON-LOST	WINNING	LAST 10	STRENGTH OF	OPP. STRENGTH	TEAM	ADJ.	CONF.	ADJ CONF.
Average RPI Loss:	165	RECORD	PCT. RANK	GAMES	SCHEDULE	OF SCHEDULE	RPI	RPI	RPI	RPI
DIV. I ONLY	3- 20	336	0- 10	226	176	330	330	17	17	
DIV. I NON-CONF.	3- 8	263	0- 0	332	207	337	337	17	17	
TOTALS	RPI 1-25	RPI 26-50	W-L RECORDS	RPI 51-100	RPI 101-150	RPI 150+				
3- 20	0- 1	0- 1	OVERALL	0- 2	0- 4	3- 12				
2- 12	0- 0	0- 0	HOME	0- 2	0- 3	2- 7				
0- 7	0- 1	0- 1	AWAY	0- 0	0- 1	0- 4				
1- 1	0- 0	0- 0	NEUTRAL	0- 0	0- 0	1- 1				
3- 8	0- 1	0- 0	NON-CONFERENCE	0- 0	0- 2	3- 5				
2- 5	0- 0	0- 0	HOME	0- 0	0- 2	2- 3				
0- 2	0- 1	0- 0	AWAY	0- 0	0- 0	0- 1				
1- 1	0- 0	0- 0	NEUTRAL	0- 0	0- 0	1- 1				
0- 12	0- 0	0- 1	CONFERENCE	0- 2	0- 2	0- 7				
0- 7	0- 0	0- 0	HOME	0- 2	0- 1	0- 4				
0- 5	0- 0	0- 1	AWAY	0- 0	0- 1	0- 3				
0- 0	0- 0	0- 0	NEUTRAL	0- 0	0- 0	0- 0				

RPI 1-25				RPI 26-50				RPI 51-100				RPI 101+				Team's RPI: 330
RPI	S	Opponent	Score	RPI	S	Opponent	Score	RPI	S	Opponent	Score	RPI	S	Opponent	Score	
16	A	FGCU	49 97	34	A	Western Ky.	42 81	55	H	Middle Tenn.	60 75	103	H	Virginia	61 74	
								93	H	Southern Miss.	65 78	110	H	Cleveland St.	65 73	
												113	H	Louisiana Tech	56 79	
												127	A	Marshall	61 67	
												155	H	Old Dominion	67 80	
												165	H	Arizona	58 65	
												175	H	Auburn	44 81	
												177	A	UTSA	56 74	
												207	H	UAB	45 68	
												208	H	Charlotte	62 81	
												212	A	Fla. Atlantic	63 77	
												212	H	Fla. Atlantic	63 79	
												244	A	Jacksonville	64 76	
												249	A	UTEP	56 72	
												255	H	UCF	66 57	
												280	H	Bowling Green	68 55	
												307	N	Wofford	83 75	
												311	N	Western Caro.	69 83	
												333	H	Tennessee Tech	56 73	
LAST 12 Division I GAMES:																
113	H	Louisiana Tech	56 79	212	A	Fla. Atlantic	63 77									
93	H	Southern Miss.	65 78	34	A	Western Ky.	42 81									
249	A	UTEP	56 72	127	A	Marshall	61 67									
177	A	UTSA	56 74	207	H	UAB	45 68									
208	H	Charlotte	62 81	55	H	Middle Tenn.	60 75									
155	H	Old Dominion	67 80	212	H	Fla. Atlantic	63 79									

Non-Div I Games:

FIU



## Fairfield

Through Games Of Feb. 15, 2015

Average RPI Win:	<b>243</b>	WON-LOST	WINNING	LAST 10	STRENGTH OF	OPP. STRENGTH	TEAM	ADJ.	CONF.	ADJ CONF.
Average RPI Loss:	<b>113</b>	RECORD	PCT. RANK	GAMES	SCHEDULE	OF SCHEDULE	RPI	RPI	RPI	RPI
DIV. I ONLY	<b>12- 13</b>	<b>186</b>	<b>7- 3</b>	<b>162</b>	<b>217</b>	<b>170</b>	<b>170</b>	<b>24</b>	<b>24</b>	
DIV. I NON-CONF.	<b>1- 8</b>	<b>322</b>	<b>0- 0</b>	<b>28</b>	<b>73</b>	<b>239</b>	<b>239</b>	<b>23</b>	<b>23</b>	
TOTALS	RPI 1-25	RPI 26-50	W-L RECORDS	RPI 51-100	RPI 101-150	RPI 150+				
12- 13	0- 0	0- 4	OVERALL	0- 3	2- 2	10- 4				
7- 3	0- 0	0- 1	HOME	0- 1	1- 0	6- 1				
5- 8	0- 0	0- 3	AWAY	0- 1	1- 1	4- 3				
0- 2	0- 0	0- 0	NEUTRAL	0- 1	0- 1	0- 0				
1- 8	0- 0	0- 2	NON-CONFERENCE	0- 3	1- 2	0- 1				
1- 1	0- 0	0- 0	HOME	0- 1	1- 0	0- 0				
0- 5	0- 0	0- 2	AWAY	0- 1	0- 1	0- 1				
0- 2	0- 0	0- 0	NEUTRAL	0- 1	0- 1	0- 0				
11- 5	0- 0	0- 2	CONFERENCE	0- 0	1- 0	10- 3				
6- 2	0- 0	0- 1	HOME	0- 0	0- 0	6- 1				
5- 3	0- 0	0- 1	AWAY	0- 0	1- 0	4- 2				
0- 0	0- 0	0- 0	NEUTRAL	0- 0	0- 0	0- 0				

RPI 1-25			RPI 26-50			RPI 51-100			RPI 101+ Team's RPI: 170		
RPI	S	Opponent	Score	RPI	S	Opponent	Score	RPI	S	Opponent	Score
				30	A	Quinnipiac	43 <b>83</b>	51	N	East Carolina	68 <b>83</b>
				30	H	Quinnipiac	66 <b>67</b>	61	A	West Virginia	53 <b>67</b>
				44	A	Seton Hall	47 <b>79</b>	98	H	Cornell	47 <b>58</b>
				48	A	Iowa St.	63 <b>76</b>				
LAST 12 Division I GAMES:											
				252	H	Canisius	61 58	258	A	Monmouth	33 <b>59</b>
				321	H	Manhattan	43 26	274	H	Rider	43 40
				216	A	Niagara	56 <b>66</b>	338	A	Saint Peter's	57 47
				252	A	Canisius	63 54	30	A	Quinnipiac	43 <b>83</b>
				258	H	Monmouth	54 52	274	A	Rider	59 47
				176	H	Iona	77 66	338	H	Saint Peter's	57 46

Non-Div I Games:

Fairfield

■ Loss, 
■ Non-Conf, 
■ S Site, 
■ H Home 
■ A Away 
N Neutral



Average RPI Win:	289	WON-LOST	WINNING	LAST 10	STRENGTH OF	OPP. STRENGTH	TEAM	ADJ.	CONF.	ADJ CONF.
Average RPI Loss:	224	RECORD	PCT. RANK	GAMES	SCHEDULE	OF SCHEDULE	RPI	RPI	RPI	RPI
DIV. I ONLY	7- 16	280	4- 6	344	307	329	329	27	27	
DIV. I NON-CONF.	3- 8	263	0- 1	318	294	310	310	27	27	
TOTALS	RPI 1-25	RPI 26-50	W-L RECORDS	RPI 51-100	RPI 101-150	RPI 150+				
7- 16	0- 0	0- 0	OVERALL	1- 1	0- 2	6- 13				
4- 6	0- 0	0- 0	HOME	1- 1	0- 0	3- 5				
3- 10	0- 0	0- 0	AWAY	0- 0	0- 2	3- 8				
0- 0	0- 0	0- 0	NEUTRAL	0- 0	0- 0	0- 0				
3- 8	0- 0	0- 0	NON-CONFERENCE	1- 1	0- 0	2- 7				
1- 3	0- 0	0- 0	HOME	1- 1	0- 0	0- 2				
2- 5	0- 0	0- 0	AWAY	0- 0	0- 0	2- 5				
0- 0	0- 0	0- 0	NEUTRAL	0- 0	0- 0	0- 0				
4- 8	0- 0	0- 0	CONFERENCE	0- 0	0- 2	4- 6				
3- 3	0- 0	0- 0	HOME	0- 0	0- 0	3- 3				
1- 5	0- 0	0- 0	AWAY	0- 0	0- 2	1- 3				
0- 0	0- 0	0- 0	NEUTRAL	0- 0	0- 0	0- 0				

RPI 1-25			RPI 26-50			RPI 51-100				RPI 101+			Team's RPI: 329		
RPI	S	Opponent	Score	RPI	S	Opponent	Score	RPI	S	Opponent	Score	RPI	S	Opponent	Score
								61	H	West Virginia	52 80	144	A	Central Conn. St.	53 82
								95	H	Army	56 48	148	A	Bryant	77 82
												162	H	Bucknell	60 61
												168	A	Robert Morris	58 71
												168	H	Robert Morris	68 69
												179	A	Siena	63 72
												228	A	UMass Lowell	67 78
												229	A	Brown	74 79
												258	A	Monmouth	66 71
												291	A	Columbia	55 72
												293	H	Mt. St. Mary's	78 56
												297	H	St. Francis Brooklyn	61 72
												299	H	NJIT	64 68
												313	A	LIU Brooklyn	71 81
												313	H	LIU Brooklyn	75 79
												321	A	Manhattan	73 54
												324	A	Wagner	75 82
												324	H	Wagner	72 70
												325	A	Saint Francis (PA)	78 65
												325	H	Saint Francis (PA)	78 63
												338	A	Saint Peter's	76 59
LAST 12 Division I GAMES:															
324	A	Wagner	75 82	293	H	Mt. St. Mary's	78 56								
325	H	Saint Francis (PA)	78 63	324	H	Wagner	72 70								
168	H	Robert Morris	68 69	297	H	St. Francis Brooklyn	61 72								
168	A	Robert Morris	58 71	148	A	Bryant	77 82								
325	A	Saint Francis (PA)	78 65	291	A	Columbia	55 72								
313	H	LIU Brooklyn	75 79	313	A	LIU Brooklyn	71 81								

Non-Div I Games:

Fairleigh Dickinson



Fla. Atlantic

Through Games Of Feb. 15, 2015

Average RPI Win:	246	WON-LOST	WINNING	LAST 10	STRENGTH OF	OPP. STRENGTH	TEAM	ADJ.	CONF.	ADJ CONF.
Average RPI Loss:	136	RECORD	PCT. RANK	GAMES	SCHEDULE	OF SCHEDULE	RPI	RPI	RPI	RPI
DIV. I ONLY	10- 12	209	3- 7	158	250	212	212	17	17	
DIV. I NON-CONF.	5- 5	158	0- 0	171	331	193	193	17	17	
TOTALS	RPI 1-25	RPI 26-50	W-L RECORDS	RPI 51-100	RPI 101-150	RPI 150+				
10- 12	0- 0	0- 1	OVERALL	0- 3	1- 3	9- 5				
7- 5	0- 0	0- 0	HOME	0- 2	1- 1	6- 2				
3- 6	0- 0	0- 0	AWAY	0- 0	0- 0	3- 1				
0- 1	0- 0	0- 0	NEUTRAL	0- 0	0- 0	0- 1				
5- 5	0- 0	0- 0	NON-CONFERENCE	0- 1	1- 1	4- 3				
4- 1	0- 0	0- 0	HOME	0- 0	1- 0	3- 1				
1- 3	0- 0	0- 0	AWAY	0- 1	0- 1	1- 1				
0- 1	0- 0	0- 0	NEUTRAL	0- 0	0- 0	0- 1				
5- 7	0- 0	0- 1	CONFERENCE	0- 2	0- 2	5- 2				
3- 4	0- 0	0- 0	HOME	0- 2	0- 1	3- 1				
2- 3	0- 0	0- 1	AWAY	0- 0	0- 1	2- 1				
0- 0	0- 0	0- 0	NEUTRAL	0- 0	0- 0	0- 0				

RPI 1-25				RPI 26-50				RPI 51-100				RPI 101+				Team's RPI: 212	
RPI	S	Opponent	Score	RPI	S	Opponent	Score	RPI	S	Opponent	Score	RPI	S	Opponent	Score		
				34	A	Western Ky.	43 80					101	A	Long Beach St.	60 85		
								55	H	Middle Tenn.	69 101	110	H	Cleveland St.	79 74		
								76	A	Colorado St.	46 59	113	H	Louisiana Tech	68 73		
								93	H	Southern Miss.	65 67	127	A	Marshall	59 66		
												151	N	New Mexico St.	44 57		
												155	H	Old Dominion	44 72		
												177	A	UTSA	45 68		
												207	H	UAB	66 56		
												208	H	Charlotte	71 68		
												224	H	Western Ill.	90 88		
												249	A	UTEP	68 63		
												253	H	UNCW	84 80		
												255	A	UCF	74 94		
												257	A	Bethune-Cookman	88 68		
												290	H	Northeastern	81 74		
												299	H	NJIT	57 65		
												330	A	FIU	79 63		
												330	H	FIU	77 63		
LAST 12 Division I GAMES:																	
				93	H	Southern Miss.	65 67	330	H	FIU	77 63						
				113	H	Louisiana Tech	68 73	127	A	Marshall	59 66						
				177	A	UTSA	45 68	34	A	Western Ky.	43 80						
				249	A	UTEP	68 63	55	H	Middle Tenn.	69 101						
				155	H	Old Dominion	44 72	207	H	UAB	66 56						
				208	H	Charlotte	71 68	330	A	FIU	79 63						

Non-Div I Games: Webber Int'l 111 76

Fla. Atlantic

Loss, Non-Conf, S Site, H Home A Away N Neutral



Average RPI Win:	191	WON-LOST	WINNING	LAST 10	STRENGTH OF	OPP. STRENGTH	TEAM	ADJ.	CONF.	ADJ CONF.
Average RPI Loss:	78	RECORD	PCT. RANK	GAMES	SCHEDULE	OF SCHEDULE	RPI	RPI	RPI	RPI
DIV. I ONLY	12- 13	186	3- 7	86	57	143	143	3	3	
DIV. I NON-CONF.	8- 5	123	0- 0	292	215	201	201	5	5	
TOTALS	RPI 1-25	RPI 26-50	W-L RECORDS	RPI 51-100	RPI 101-150	RPI 150+				
12- 13	0- 4	4- 1	OVERALL	0- 2	0- 4	8- 2				
8- 7	0- 2	2- 0	HOME	0- 1	0- 3	6- 1				
4- 6	0- 2	2- 1	AWAY	0- 1	0- 1	2- 1				
0- 0	0- 0	0- 0	NEUTRAL	0- 0	0- 0	0- 0				
8- 5	0- 1	1- 0	NON-CONFERENCE	0- 1	0- 1	7- 2				
7- 2	0- 0	1- 0	HOME	0- 0	0- 1	6- 1				
1- 3	0- 1	0- 0	AWAY	0- 1	0- 0	1- 1				
0- 0	0- 0	0- 0	NEUTRAL	0- 0	0- 0	0- 0				
4- 8	0- 3	3- 1	CONFERENCE	0- 1	0- 3	1- 0				
1- 5	0- 2	1- 0	HOME	0- 1	0- 2	0- 0				
3- 3	0- 1	2- 1	AWAY	0- 0	0- 1	1- 0				
0- 0	0- 0	0- 0	NEUTRAL	0- 0	0- 0	0- 0				

RPI 1-25				RPI 26-50				RPI 51-100				RPI 101+ Team's RPI: 143			
RPI	S	Opponent	Score	RPI	S	Opponent	Score	RPI	S	Opponent	Score	RPI	S	Opponent	Score
1	H	Tennessee	56 64	32	A	Mississippi St.	62 75	65	H	LSU	65 68	107	H	Ole Miss	57 64
6	H	South Carolina	42 77	38	H	Arkansas	72 58	87	A	St. John's (NY)	66 72	116	A	Missouri	47 66
9	A	Kentucky	56 62	45	A	Vanderbilt	67 58					116	H	Missouri	52 68
13	A	Florida St.	51 77	46	H	Stetson	59 54					135	H	Wisconsin	48 51
				49	A	Georgia	51 48					153	H	Eastern Wash.	56 67
												169	A	Savannah St.	58 68
												175	A	Auburn	63 50
												199	H	Virginia Tech	73 44
												244	H	Jacksonville	84 73
												254	H	Southern U.	78 49
												263	H	North Florida	63 51
												286	A	Georgetown	81 73
												347	H	Longwood	91 46
												348	H	Charleston So.	92 64
LAST 12 Division I GAMES:															
				32	A	Mississippi St.	62 75	6	H	South Carolina	42 77				
				49	A	Georgia	51 48	9	A	Kentucky	56 62				
				1	H	Tennessee	56 64	116	A	Missouri	47 66				
				45	A	Vanderbilt	67 58	107	H	Ole Miss	57 64				
				116	H	Missouri	52 68	175	A	Auburn	63 50				
				38	H	Arkansas	72 58	65	H	LSU	65 68				

Non-Div I Games:

Florida

■ Loss, 
■ Non-Conf, 
■ S Site, 
■ H Home 
■ A Away 
N Neutral



Average RPI Win:	318	WON-LOST	WINNING	LAST 10	STRENGTH OF	OPP. STRENGTH	TEAM	ADJ.	CONF.	ADJ CONF.
Average RPI Loss:	222	RECORD	PCT. RANK	GAMES	SCHEDULE	OF SCHEDULE	RPI	RPI	RPI	RPI
DIV. I ONLY	6- 16	290	3- 7	343	333	334	334	31	31	
DIV. I NON-CONF.	2- 9	297	0- 2	298	301	325	325	29	29	
TOTALS	RPI 1-25	RPI 26-50	W-L RECORDS	RPI 51-100	RPI 101-150	RPI 150+				
6- 16	0- 0	0- 1	OVERALL	0- 1	0- 2	6- 12				
2- 6	0- 0	0- 0	HOME	0- 1	0- 1	2- 4				
2- 10	0- 0	0- 1	AWAY	0- 0	0- 1	2- 8				
2- 0	0- 0	0- 0	NEUTRAL	0- 0	0- 0	2- 0				
2- 9	0- 0	0- 1	NON-CONFERENCE	0- 0	0- 2	2- 6				
0- 2	0- 0	0- 0	HOME	0- 0	0- 1	0- 1				
0- 7	0- 0	0- 1	AWAY	0- 0	0- 1	0- 5				
2- 0	0- 0	0- 0	NEUTRAL	0- 0	0- 0	2- 0				
4- 7	0- 0	0- 0	CONFERENCE	0- 1	0- 0	4- 6				
2- 4	0- 0	0- 0	HOME	0- 1	0- 0	2- 3				
2- 3	0- 0	0- 0	AWAY	0- 0	0- 0	2- 3				
0- 0	0- 0	0- 0	NEUTRAL	0- 0	0- 0	2- 0				

RPI S	Opponent	Score	RPI S	Opponent	Score	RPI S	Opponent	Score	RPI S	Opponent	Score	Team's RPI: 334
42	A Miami (FL)	47 83	97	H Hampton	52 80	133	H Troy	59 65	134	A Kennesaw St.	58 79	
						161	A Alabama	44 60	180	A Mercer	47 61	
						214	H N.C. A&T	48 67	248	A SMU	46 77	
						254	A Southern U.	69 80	257	H Bethune-Cookman	57 70	
						273	H Norfolk St.	50 68	282	A South Carolina St.	55 50	
						288	H Alabama St.	49 64	289	A Morgan St.	50 57	
						303	N Sam Houston St.	69 67	304	N UNC Greensboro	70 64	
						306	A Southeastern La.	67 69	327	H UMES	64 54	
						331	A N.C. Central	48 59	339	A Coppin St.	65 70	
						343	H Howard	65 51	346	A Delaware St.	78 63	
LAST 12 Division I GAMES:												
214	H N.C. A&T	48 67	339	A Coppin St.	65 70							
346	A Delaware St.	78 63	289	A Morgan St.	50 57							
331	A N.C. Central	48 59	97	H Hampton	52 80							
257	H Bethune-Cookman	57 70	273	H Norfolk St.	50 68							
327	H UMES	64 54	180	A Mercer	47 61							
343	H Howard	65 51	134	A Kennesaw St.	58 79							

Non-Div I Games: Webber Int'l 52 41

Florida A&amp;M

■ Loss, 
 ■ Non-Conf, S Site, 
 ■ Home 
 ■ Away 
 N Neutral



Average RPI Win:	142	WON-LOST	WINNING	LAST 10	STRENGTH OF	OPP. STRENGTH	TEAM	ADJ.	CONF.	ADJ CONF.
Average RPI Loss:	13	RECORD	PCT. RANK	GAMES	SCHEDULE	OF SCHEDULE	RPI	RPI	RPI	RPI
DIV. I ONLY	23- 3	10	9- 1	44	36	13	13	2	2	
DIV. I NON-CONF.	13- 1	4	0- 0	177	119	35	35	3	3	
TOTALS	RPI 1-25	RPI 26-50	W-L RECORDS	RPI 51-100	RPI 101-150	RPI 150+				
23- 3	2- 3	4- 0	OVERALL	2- 0	3- 0	12- 0				
12- 0	2- 0	3- 0	HOME	0- 0	1- 0	6- 0				
7- 2	0- 2	1- 0	AWAY	2- 0	1- 0	3- 0				
4- 1	0- 1	0- 0	NEUTRAL	0- 0	1- 0	3- 0				
13- 1	0- 1	1- 0	NON-CONFERENCE	1- 0	2- 0	9- 0				
6- 0	0- 0	0- 0	HOME	0- 0	1- 0	5- 0				
3- 0	0- 0	1- 0	AWAY	1- 0	0- 0	1- 0				
4- 1	0- 1	0- 0	NEUTRAL	0- 0	1- 0	3- 0				
10- 2	2- 2	3- 0	CONFERENCE	1- 0	1- 0	3- 0				
6- 0	2- 0	3- 0	HOME	0- 0	0- 0	1- 0				
4- 2	0- 2	0- 0	AWAY	1- 0	1- 0	2- 0				
0- 0	0- 0	0- 0	NEUTRAL	0- 0	0- 0	0- 0				

RPI 1-25				Team's RPI: 13		RPI 26-50				RPI 51-100				RPI 101+					
RPI	S	Opponent	Score		RPI	S	Opponent	Score		RPI	S	Opponent	Score		RPI	S	Opponent	Score	
3	A	Notre Dame	68	74	29	H	Syracuse	62	52	94	A	Purdue	67	64	103	A	Virginia	65	56
8	H	Louisville	68	63	31	H	Pittsburgh	58	43	96	A	Georgia Tech	82	62	141	N	Furman	94	63
12	H	Duke	74	58	42	H	Miami (FL)	80	60						143	H	Florida	77	51
14	A	North Carolina	63	71	43	A	Tulane	65	54						152	N	Hartford	69	59
21	N	Washington	68	80											163	A	Temple	66	62
															167	A	Clemson	82	52
															169	H	Savannah St.	97	51
															189	N	Massachusetts	73	47
															199	A	Virginia Tech	59	44
															202	H	Wake Forest	110	80
															207	H	UAB	92	62
															244	H	Jacksonville	73	46
															257	H	Bethune-Cookman	103	34
															263	H	North Florida	79	58
															312	N	Eastern Ill.	91	55
LAST 12 Division I GAMES:																			
103	A	Virginia	65	56	8	H	Louisville	68	63										
14	A	North Carolina	63	71	199	A	Virginia Tech	59	44										
42	H	Miami (FL)	80	60	31	H	Pittsburgh	58	43										
29	H	Syracuse	62	52	12	H	Duke	74	58										
96	A	Georgia Tech	82	62	167	A	Clemson	82	52										
202	H	Wake Forest	110	80	3	A	Notre Dame	68	74										

Non-Div I Games:

Florida St.

■ Loss, 
 ■ Non-Conf, S Site, 
 ■ Home 
 ■ Away 
 N Neutral



Average RPI Win: <b>180</b>	WON-LOST	WINNING	LAST 10	STRENGTH OF	OPP. STRENGTH	TEAM	ADJ.	CONF.	ADJ CONF.
Average RPI Loss: <b>80</b>	RECORD	PCT. RANK	GAMES	SCHEDULE	OF SCHEDULE	RPI	RPI	RPI	RPI
DIV. I ONLY	17- 8	69	7- 3	107	110	81	81	6	6
DIV. I NON-CONF.	8- 5	123	0- 0	94	212	99	99	6	6
<hr/>									
TOTALS	RPI 1-25	RPI 26-50	W-L RECORDS	RPI 51-100	RPI 101-150	RPI 150+			
17- 8	0- 1	0- 2	OVERALL	1- 2	7- 2	9- 1			
9- 4	0- 1	0- 1	HOME	1- 1	4- 0	4- 1			
7- 3	0- 0	0- 0	AWAY	0- 0	3- 0	4- 0			
1- 1	0- 0	0- 0	NEUTRAL	0- 1	0- 0	1- 0			
8- 5	0- 1	0- 2	NON-CONFERENCE	0- 1	2- 0	6- 1			
4- 3	0- 1	0- 1	HOME	0- 0	1- 0	3- 1			
3- 1	0- 0	0- 1	AWAY	0- 0	1- 0	2- 0			
1- 1	0- 0	0- 0	NEUTRAL	0- 1	0- 0	1- 0			
9- 3	0- 0	0- 0	CONFERENCE	1- 1	5- 2	3- 0			
5- 1	0- 0	0- 0	HOME	1- 1	3- 0	1- 0			
4- 2	0- 0	0- 0	AWAY	0- 0	2- 2	2- 0			
0- 0	0- 0	0- 0	NEUTRAL	0- 0	0- 0	0- 0			

RPI 1-25				RPI 26-50				RPI 51-100				Team's RPI: 81		RPI 101+			
RPI	S	Opponent	Score	RPI	S	Opponent	Score	RPI	S	Opponent	Score			RPI	S	Opponent	Score
18	H	Princeton	53 67	29	A	Syracuse	42 59	53	H	Duquesne	46 56			106	H	Hofstra	60 46
				44	H	Seton Hall	43 56	72	N	Drake	56 62			112	A	Rhode Island	56 71
								90	H	Richmond	65 64			119	A	Saint Joseph's	48 47
														119	H	Saint Joseph's	57 47
														123	H	VCU	60 51
														138	A	Saint Louis	50 54
														140	A	St. Bonaventure	72 62
														140	H	St. Bonaventure	54 51
														144	A	Central Conn. St.	72 36
														163	A	Temple	71 64
														169	H	Savannah St.	63 53
														172	A	Delaware	49 44
														176	H	Iona	51 72
														187	A	La Salle	70 59
														189	H	Massachusetts	65 42
														245	A	Davidson	66 45
														293	H	Mt. St. Mary's	61 37
														321	H	Manhattan	70 41
														336	N	Incarinate Word	74 42
LAST 12 Division I GAMES:																	
				112	A	Rhode Island	56 71					189	H	Massachusetts	65 42		
				119	A	Saint Joseph's	48 47					123	H	VCU	60 51		
				140	H	St. Bonaventure	54 51					119	H	Saint Joseph's	57 47		
				53	H	Duquesne	46 56					140	A	St. Bonaventure	72 62		
				245	A	Davidson	66 45					187	A	La Salle	70 59		
				138	A	Saint Louis	50 54					90	H	Richmond	65 64		

Non-Div I Games:

Fordham



Average RPI Win:	177	WON-LOST	WINNING	LAST 10	STRENGTH OF	OPP. STRENGTH	TEAM	ADJ.	CONF.	ADJ CONF.
Average RPI Loss:	138	RECORD	PCT. RANK	GAMES	SCHEDULE	OF SCHEDULE	RPI	RPI	RPI	RPI
DIV. I ONLY	15- 6	56	7- 3	91	182	50	50	22	22	
DIV. I NON-CONF.	6- 3	92	0- 0	9	113	18	18	19	19	
TOTALS	RPI 1-25	RPI 26-50	W-L RECORDS	RPI 51-100	RPI 101-150	RPI 150+				
15- 6	0- 1	1- 0	OVERALL	2- 1	4- 2	8- 2				
9- 1	0- 0	1- 0	HOME	1- 0	3- 0	4- 1				
6- 5	0- 1	0- 0	AWAY	1- 1	1- 2	4- 1				
0- 0	0- 0	0- 0	NEUTRAL	0- 0	0- 0	0- 0				
6- 3	0- 1	1- 0	NON-CONFERENCE	1- 1	3- 1	1- 0				
4- 0	0- 0	1- 0	HOME	0- 0	2- 0	1- 0				
2- 3	0- 1	0- 0	AWAY	1- 1	1- 1	0- 0				
0- 0	0- 0	0- 0	NEUTRAL	0- 0	0- 0	0- 0				
9- 3	0- 0	0- 0	CONFERENCE	1- 0	1- 1	7- 2				
5- 1	0- 0	0- 0	HOME	1- 0	1- 0	3- 1				
4- 2	0- 0	0- 0	AWAY	0- 0	0- 1	4- 1				
0- 0	0- 0	0- 0	NEUTRAL	0- 0	0- 0	0- 0				

RPI 1-25				RPI 26-50				Team's RPI: 50				RPI 51-100				RPI 101+			
RPI	S	Opponent	Score	RPI	S	Opponent	Score	RPI	S	Opponent	Score	RPI	S	Opponent	Score	RPI	S	Opponent	Score
17	A	George Washington	64 73	47	H	St. Mary's (CA)	60 56	66	A	San Diego	93 88	124	A	Boise St.	66 75				
								73	A	Southern California	50 68	128	A	Bakersfield	60 80				
								76	H	Colorado St.	53 49	130	H	Cal Poly	67 56				
												131	H	UC Riverside	73 61				
												142	A	Oregon	68 59				
												149	H	New Mexico	71 65				
												209	A	Wyoming	66 65				
												213	H	Cal St. Fullerton	57 52				
												218	A	San Diego St.	56 44				
												218	H	San Diego St.	57 50				
												240	A	San Jose St.	51 56				
												240	H	San Jose St.	58 46				
												246	H	UNLV	70 73				
												267	A	Utah St.	70 64				
												277	A	Nevada	62 44				
												277	H	Nevada	65 43				
LAST 12 Division I GAMES:																			
124	A	Boise St.	66 75	209	A	Wyoming	66 65												
246	H	UNLV	70 73	240	H	San Jose St.	58 46												
240	A	San Jose St.	51 56	277	H	Nevada	65 43												
76	H	Colorado St.	53 49	267	A	Utah St.	70 64												
218	H	San Diego St.	57 50	218	A	San Diego St.	56 44												
277	A	Nevada	62 44	149	H	New Mexico	71 65												

Non-Div I Games: Bethesda Christian 81 63 Cal St. Stanislaus 65 36

Fresno St.

■ Loss, 
 ■ Non-Conf, S Site, 
 ■ Home 
 ■ Away 
 N Neutral



Average RPI Win:	246	WON-LOST	WINNING	LAST 10	STRENGTH OF	OPP. STRENGTH	TEAM	ADJ.	CONF.	ADJ CONF.
Average RPI Loss:	92	RECORD	PCT. RANK	GAMES	SCHEDULE	OF SCHEDULE	RPI	RPI	RPI	RPI
DIV. I ONLY	13- 11	148	4- 6	131	190	141	141	20	20	
DIV. I NON-CONF.	9- 5	102	2- 0	182	157	106	106	20	20	
TOTALS	RPI 1-25	RPI 26-50	W-L RECORDS	RPI 51-100	RPI 101-150	RPI 150+				
13- 11	0- 4	0- 1	OVERALL	0- 0	1- 3	12- 3				
8- 3	0- 1	0- 0	HOME	0- 0	1- 1	7- 1				
4- 6	0- 1	0- 1	AWAY	0- 0	0- 2	4- 2				
1- 2	0- 2	0- 0	NEUTRAL	0- 0	0- 0	1- 0				
9- 5	0- 2	0- 1	NON-CONFERENCE	0- 0	1- 1	8- 1				
6- 0	0- 0	0- 0	HOME	0- 0	1- 0	5- 0				
2- 3	0- 0	0- 1	AWAY	0- 0	0- 1	2- 1				
1- 2	0- 2	0- 0	NEUTRAL	0- 0	0- 0	1- 0				
4- 6	0- 2	0- 0	CONFERENCE	0- 0	0- 2	4- 2				
2- 3	0- 1	0- 0	HOME	0- 0	0- 1	2- 1				
2- 3	0- 1	0- 0	AWAY	0- 0	0- 1	2- 1				
0- 0	0- 0	0- 0	NEUTRAL	0- 0	0- 0	0- 0				

RPI 1-25				RPI 26-50				RPI 51-100				RPI 101+ Team's RPI: 141			
RPI	S	Opponent	Score	RPI	S	Opponent	Score	RPI	S	Opponent	Score	RPI	S	Opponent	Score
13	N	Florida St.	63 94	49	A	Georgia	51 58					114	A	East Tenn. St.	61 72
21	N	Washington	69 101									114	H	East Tenn. St.	72 73
24	A	Chattanooga	45 67									122	A	Elon	71 81
24	H	Chattanooga	40 47									139	H	Appalachian St.	84 79
												152	N	Hartford	53 43
												167	A	Clemson	69 79
												180	A	Mercer	58 55
												180	H	Mercer	82 88
												182	A	Samford	65 76
												201	H	USC Upstate	74 59
												218	H	San Diego St.	60 43
												221	A	Winthrop	73 55
												245	H	Davidson	67 60
												282	A	South Carolina St.	65 46
												304	A	UNC Greensboro	78 70
												307	H	Wofford	58 56
												311	H	Western Caro.	84 72
												317	H	Coastal Caro.	90 56
												326	H	UNC Asheville	81 71
LAST 12 Division I GAMES:															
				180	H	Mercer	82 88					180	A	Mercer	58 55
				114	A	East Tenn. St.	61 72					182	A	Samford	65 76
				304	A	UNC Greensboro	78 70					24	H	Chattanooga	40 47
				311	H	Western Caro.	84 72					114	H	East Tenn. St.	72 73
				307	H	Wofford	58 56					201	H	USC Upstate	74 59
				24	A	Chattanooga	45 67					282	A	South Carolina St.	65 46

Non-Div I Games: North Greenville 75 50 Southern Wesleyan 96 73

Furman

Loss, Non-Conf, S Site, H Home A Away N Neutral



Average RPI Win:	271	WON-LOST	WINNING	LAST 10	STRENGTH OF	OPP. STRENGTH	TEAM	ADJ.	CONF.	ADJ CONF.
Average RPI Loss:	141	RECORD	PCT. RANK	GAMES	SCHEDULE	OF SCHEDULE	RPI	RPI	RPI	RPI
DIV. I ONLY	3- 19	333	0- 10	103	224	287	287	14	14	
DIV. I NON-CONF.	2- 6	281	0- 0	115	338	264	264	14	14	
TOTALS	RPI 1-25	RPI 26-50	W-L RECORDS	RPI 51-100	RPI 101-150	RPI 150+				
3- 19	0- 0	0- 3	OVERALL	0- 2	0- 5	3- 9				
1- 9	0- 0	0- 1	HOME	0- 1	0- 3	1- 4				
1- 9	0- 0	0- 2	AWAY	0- 1	0- 2	1- 4				
1- 1	0- 0	0- 0	NEUTRAL	0- 0	0- 0	1- 1				
2- 6	0- 0	0- 1	NON-CONFERENCE	0- 0	0- 1	2- 4				
1- 2	0- 0	0- 0	HOME	0- 0	0- 1	1- 1				
0- 3	0- 0	0- 1	AWAY	0- 0	0- 0	0- 2				
1- 1	0- 0	0- 0	NEUTRAL	0- 0	0- 0	1- 1				
1- 13	0- 0	0- 2	CONFERENCE	0- 2	0- 4	1- 5				
0- 7	0- 0	0- 1	HOME	0- 1	0- 2	0- 3				
1- 6	0- 0	0- 1	AWAY	0- 1	0- 2	1- 2				
0- 0	0- 0	0- 0	NEUTRAL	0- 0	0- 0	0- 0				

RPI 1-25				RPI 26-50				RPI 51-100				RPI 101+				Team's RPI: 287	
RPI	S	Opponent	Score	RPI	S	Opponent	Score	RPI	S	Opponent	Score	RPI	S	Opponent	Score		
				39	A	UALR	43 60	57	A	Arkansas St.	63 86	132	A	Texas St.	57 67		
				39	H	UALR	44 58	57	H	Arkansas St.	73 81	132	H	Texas St.	65 79		
				49	A	Georgia	52 93					133	A	Troy	74 84		
												134	H	Kennesaw St.	51 72		
												139	H	Appalachian St.	74 77		
												153	N	Eastern Wash.	42 55		
												160	H	La.-Lafayette	57 69		
												180	H	Mercer	61 84		
												191	A	Texas-Arlington	52 64		
												192	A	Jacksonville St.	52 78		
												210	A	La.-Monroe	66 72		
												210	H	La.-Monroe	50 58		
												230	H	Georgia St.	54 82		
												234	A	Lipscomb	74 80		
												244	H	Jacksonville	78 65		
												254	N	Southern U.	68 52		
												315	A	South Ala.	67 53		
LAST 12 Division I GAMES:																	
				39	A	UALR	43 60	210	A	La.-Monroe	66 72						
				57	H	Arkansas St.	73 81	132	A	Texas St.	57 67						
				210	H	La.-Monroe	50 58	133	A	Troy	74 84						
				230	H	Georgia St.	54 82	160	H	La.-Lafayette	57 69						
				39	H	UALR	44 58	315	A	South Ala.	67 53						
				139	H	Appalachian St.	74 77	57	A	Arkansas St.	63 86						

Non-Div I Games: Toccoa Falls 84 36

Ga. Southern

■ Loss, 
 ■ Non-Conf, 
 ■ S Site, 
 ■ Home 
 ■ Away 
 N Neutral



Average RPI Win:	300	WON-LOST	WINNING	LAST 10	STRENGTH OF	OPP. STRENGTH	TEAM	ADJ.	CONF.	ADJ CONF.
Average RPI Loss:	204	RECORD	PCT. RANK	GAMES	SCHEDULE	OF SCHEDULE	RPI	RPI	RPI	RPI
DIV. I ONLY	10- 14	222	5- 5	334	329	281	281	29	29	
DIV. I NON-CONF.	2- 5	259	0- 0	346	234	331	331	32	32	
TOTALS	RPI 1-25	RPI 26-50	W-L RECORDS	RPI 51-100	RPI 101-150	RPI 150+				
10- 14	0- 0	0- 0	OVERALL	0- 2	0- 3	10- 9				
6- 4	0- 0	0- 0	HOME	0- 1	0- 0	6- 3				
4- 10	0- 0	0- 0	AWAY	0- 1	0- 3	4- 6				
0- 0	0- 0	0- 0	NEUTRAL	0- 0	0- 0	0- 0				
2- 5	0- 0	0- 0	NON-CONFERENCE	0- 0	0- 3	2- 2				
1- 1	0- 0	0- 0	HOME	0- 0	0- 0	1- 1				
1- 4	0- 0	0- 0	AWAY	0- 0	0- 3	1- 1				
0- 0	0- 0	0- 0	NEUTRAL	0- 0	0- 0	0- 0				
8- 9	0- 0	0- 0	CONFERENCE	0- 2	0- 0	8- 7				
5- 3	0- 0	0- 0	HOME	0- 1	0- 0	5- 2				
3- 6	0- 0	0- 0	AWAY	0- 1	0- 0	3- 5				
0- 0	0- 0	0- 0	NEUTRAL	0- 0	0- 0	0- 0				

RPI S	Opponent	Score	RPI S	Opponent	Score	RPI S	Opponent	Score	RPI S	Opponent	Score	Team's RPI: 281
						83	A Liberty	47 56	134	A Kennesaw St.	47 50	
						83	H Liberty	48 61	139	A Appalachian St.	69 77	
									145	A Indiana	54 115	
									190	A High Point	57 72	
									195	A Radford	49 59	
									195	H Radford	60 76	
									221	A Winthrop	79 65	
									221	H Winthrop	75 62	
									226	A Campbell	74 75	
									238	A Presbyterian	50 55	
									238	H Presbyterian	50 47	
									245	H Davidson	67 68	
									304	A UNC Greensboro	60 76	
									307	A Wofford	65 60	
									317	A Coastal Caro.	71 65	
									317	H Coastal Caro.	82 74	
									326	H UNC Asheville	55 64	
									331	H N.C. Central	73 53	
									347	A Longwood	59 63	
									347	H Longwood	80 53	
									348	A Charleston So.	62 56	
									348	H Charleston So.	70 54	
LAST 12 Division I GAMES:												
221	H	Winthrop	75	62	195	A	Radford	49	59			
348	A	Charleston So.	62	56	190	A	High Point	57	72			
347	H	Longwood	80	53	326	H	UNC Asheville	55	64			
83	H	Liberty	48	61	226	A	Campbell	74	75			
238	H	Presbyterian	50	47	348	H	Charleston So.	70	54			
317	A	Coastal Caro.	71	65	221	A	Winthrop	79	65			

Non-Div I Games: Montreat 118 37 Tenn. Temple 68 48

Gardner-Webb

Loss, Non-Conf, S Site, H Home A Away N Neutral



## George Mason

Through Games Of Feb. 15, 2015

Average RPI Win:	239	WON-LOST	WINNING	LAST 10	STRENGTH OF	OPP. STRENGTH	TEAM	ADJ.	CONF.	ADJ CONF.
Average RPI Loss:	137	RECORD	PCT. RANK	GAMES	SCHEDULE	OF SCHEDULE	RPI	RPI	RPI	RPI
DIV. I ONLY	13- 12	170	4- 6	276	177	223	223	6	6	
DIV. I NON-CONF.	8- 5	123	0- 0	348	307	267	267	6	6	
TOTALS	RPI 1-25	RPI 26-50	W-L RECORDS	RPI 51-100	RPI 101-150	RPI 150+				
13- 12	0- 2	0- 0	OVERALL	0- 2	3- 3	10- 5				
7- 5	0- 2	0- 0	HOME	0- 0	3- 2	4- 1				
3- 6	0- 0	0- 0	AWAY	0- 2	0- 1	3- 3				
3- 1	0- 0	0- 0	NEUTRAL	0- 0	0- 0	3- 1				
8- 5	0- 0	0- 0	NON-CONFERENCE	0- 0	0- 1	8- 4				
3- 2	0- 0	0- 0	HOME	0- 0	0- 1	3- 1				
2- 2	0- 0	0- 0	AWAY	0- 0	0- 0	2- 2				
3- 1	0- 0	0- 0	NEUTRAL	0- 0	0- 0	3- 1				
5- 7	0- 2	0- 0	CONFERENCE	0- 2	3- 2	2- 1				
4- 3	0- 2	0- 0	HOME	0- 0	3- 1	1- 0				
1- 4	0- 0	0- 0	AWAY	0- 2	0- 1	1- 1				
0- 0	0- 0	0- 0	NEUTRAL	0- 0	0- 0	0- 0				

RPI 1-25				RPI 26-50				RPI 51-100				RPI 101+ Team's RPI: 223			
RPI	S	Opponent	Score	RPI	S	Opponent	Score	RPI	S	Opponent	Score	RPI	S	Opponent	Score
15	H	Dayton	73 84					53	A	Duquesne	54 88	112	H	Rhode Island	45 57
17	H	George Washington	52 87					90	A	Richmond	49 77	114	H	East Tenn. St.	71 84
												123	A	VCU	66 70
												123	H	VCU	86 79
												138	H	Saint Louis	66 57
												140	H	St. Bonaventure	68 55
												187	A	La Salle	73 71
												189	A	Massachusetts	79 85
												199	H	Virginia Tech	77 69
												210	N	La.-Monroe	65 53
												219	H	Morehead St.	70 79
												220	A	Navy	79 84
												221	N	Winthrop	69 57
												227	A	Towson	70 72
												245	H	Davidson	63 60
												260	N	Abilene Christian	86 88
												275	H	Col. of Charleston	71 61
												325	A	Saint Francis (PA)	86 77
												346	H	Delaware St.	110 91
												347	A	Longwood	83 61
												349	N	Mississippi Val.	71 62
LAST 12 Division I GAMES:															
123	H	VCU	86 79	112	H	Rhode Island	45 57								
189	A	Massachusetts	79 85	90	A	Richmond	49 77								
245	H	Davidson	63 60	140	H	St. Bonaventure	68 55								
15	H	Dayton	73 84	187	A	La Salle	73 71								
17	H	George Washington	52 87	53	A	Duquesne	54 88								
123	A	VCU	66 70	138	H	Saint Louis	66 57								

Non-Div I Games:

George Mason

■ Loss, 
 ■ Non-Conf, 
 ■ S Site, 
 ■ H Home 
 ■ A Away 
 N Neutral



Average RPI Win:	141	WON-LOST	WINNING	LAST 10	STRENGTH OF	OPP. STRENGTH	TEAM	ADJ.	CONF.	ADJ CONF.
Average RPI Loss:	53	RECORD	PCT. RANK	GAMES	SCHEDULE	OF SCHEDULE	RPI	RPI	RPI	RPI
DIV. I ONLY	21- 3	15	9- 1	54	61	17	17	6	6	
DIV. I NON-CONF.	10- 2	31	0- 0	82	23	27	27	6	6	
TOTALS	RPI 1-25	RPI 26-50	W-L RECORDS	RPI 51-100	RPI 101-150	RPI 150+				
21- 3	2- 2	2- 0	OVERALL	5- 0	3- 1	9- 0				
11- 1	1- 1	2- 0	HOME	2- 0	2- 0	4- 0				
8- 2	1- 1	0- 0	AWAY	1- 0	1- 1	5- 0				
2- 0	0- 0	0- 0	NEUTRAL	2- 0	0- 0	0- 0				
10- 2	0- 2	2- 0	NON-CONFERENCE	3- 0	0- 0	5- 0				
5- 1	0- 1	2- 0	HOME	0- 0	0- 0	3- 0				
3- 1	0- 1	0- 0	AWAY	1- 0	0- 0	2- 0				
2- 0	0- 0	0- 0	NEUTRAL	2- 0	0- 0	0- 0				
11- 1	2- 0	0- 0	CONFERENCE	2- 0	3- 1	4- 0				
6- 0	1- 0	0- 0	HOME	2- 0	2- 0	1- 0				
5- 1	1- 0	0- 0	AWAY	0- 0	1- 1	3- 0				
0- 0	0- 0	0- 0	NEUTRAL	0- 0	0- 0	0- 0				

RPI	S	Opponent	Score
5	H	Maryland	65 75
15	A	Dayton	69 66
15	H	Dayton	67 56
16	A	FGCU	75 88

RPI	S	Opponent	Score
47	H	St. Mary's (CA)	70 52
50	H	Fresno St.	73 64

RPI	S	Opponent	Score
53	H	Duquesne	83 56
74	N	North Carolina St.	74 66
75	A	American	63 52
90	H	Richmond	77 67
94	N	Purdue	79 59

RPI	S	Opponent	Score
112	A	Rhode Island	59 49
119	H	Saint Joseph's	83 69
138	A	Saint Louis	61 79
140	H	St. Bonaventure	70 48
156	H	Memphis	63 44
187	A	La Salle	67 48
189	A	Massachusetts	69 54
223	A	George Mason	87 52
227	A	Towson	82 48
245	H	Davidson	52 35
264	A	Loyola Maryland	72 49
286	H	Georgetown	72 60
294	H	Grambling	89 51

## LAST 12 Division I GAMES:

140	H	St. Bonaventure	70 48	53	H	Duquesne	83 56
138	A	Saint Louis	61 79	189	A	Massachusetts	69 54
15	H	Dayton	67 56	112	A	Rhode Island	59 49
245	H	Davidson	52 35	90	H	Richmond	77 67
223	A	George Mason	87 52	119	H	Saint Joseph's	83 69
187	A	La Salle	67 48	15	A	Dayton	69 66

Non-Div I Games: Bowie St. 88 45

George Washington

■ Loss, 
 ■ Non-Conf, S Site, 
 ■ Home 
 ■ Away 
 N Neutral



## Georgetown

Through Games Of Feb. 15, 2015

Average RPI Win:	272	WON-LOST	WINNING	LAST 10	STRENGTH OF	OPP. STRENGTH	TEAM	ADJ.	CONF.	ADJ CONF.
Average RPI Loss:	115	RECORD	PCT. RANK	GAMES	SCHEDULE	OF SCHEDULE	RPI	RPI	RPI	RPI
DIV. I ONLY	4- 22	327	0- 10	100	93	286	286	10	10	
DIV. I NON-CONF.	2- 10	311	0- 0	119	93	280	280	9	9	
TOTALS	RPI 1-25	RPI 26-50	W-L RECORDS	RPI 51-100	RPI 101-150	RPI 150+				
4- 22	0- 2	0- 1	OVERALL	0- 8	0- 4	4- 7				
4- 9	0- 0	0- 1	HOME	0- 3	0- 3	4- 2				
0- 10	0- 2	0- 0	AWAY	0- 5	0- 1	0- 2				
0- 3	0- 0	0- 0	NEUTRAL	0- 0	0- 0	0- 3				
2- 10	0- 2	0- 0	NON-CONFERENCE	0- 2	0- 2	2- 4				
2- 3	0- 0	0- 0	HOME	0- 0	0- 2	2- 1				
0- 4	0- 2	0- 0	AWAY	0- 2	0- 0	0- 0				
0- 3	0- 0	0- 0	NEUTRAL	0- 0	0- 0	0- 3				
2- 12	0- 0	0- 1	CONFERENCE	0- 6	0- 2	2- 3				
2- 6	0- 0	0- 1	HOME	0- 3	0- 1	2- 1				
0- 6	0- 0	0- 0	AWAY	0- 3	0- 1	0- 2				
0- 0	0- 0	0- 0	NEUTRAL	0- 0	0- 0	0- 0				

RPI 1-25				RPI 26-50				RPI 51-100				RPI 101+ Team's RPI: 286			
RPI	S	Opponent	Score	RPI	S	Opponent	Score	RPI	S	Opponent	Score	RPI	S	Opponent	Score
17	A	George Washington	60 72	44	H	Seton Hall	85 99	59	A	DePaul	52 93	126	A	Butler	58 63
18	A	Princeton	54 83					59	H	DePaul	85 105	126	H	Butler	56 65
								69	A	Creighton	61 76	140	H	St. Bonaventure	64 70
								85	A	Kansas	42 55	143	H	Florida	73 81
								86	A	Villanova	57 69	156	H	Memphis	46 63
								86	H	Villanova	48 64	161	N	Alabama	58 72
								87	H	St. John's (NY)	57 74	163	N	Temple	58 81
								90	A	Richmond	57 65	178	A	Xavier	55 63
												178	H	Xavier	55 60
												188	N	Holy Cross	69 73
												236	H	Providence	69 61
												262	A	Marquette	73 80
												262	H	Marquette	83 76
												264	H	Loyola Maryland	71 44
												327	H	UMES	88 75
LAST 12 Division I GAMES:															
126	H	Butler	56 65	87	H	St. John's (NY)	57 74								
178	H	Xavier	55 60	126	A	Butler	58 63								
86	H	Villanova	48 64	178	A	Xavier	55 63								
262	A	Marquette	73 80	86	A	Villanova	57 69								
59	A	DePaul	52 93	236	H	Providence	69 61								
44	H	Seton Hall	85 99	59	H	DePaul	85 105								

Non-Div I Games:

Georgetown

■ Loss, 
 ■ Non-Conf, 
 ■ S Site, 
 ■ H Home 
 ■ A Away 
 N Neutral



Average RPI Win:	168	WON-LOST	WINNING	LAST 10	STRENGTH OF	OPP. STRENGTH	TEAM	ADJ.	CONF.	ADJ CONF.
Average RPI Loss:	48	RECORD	PCT. RANK	GAMES	SCHEDULE	OF SCHEDULE	RPI	RPI	RPI	RPI
DIV. I ONLY	17- 8	69	4- 6	75	45	49	49	3	3	
DIV. I NON-CONF.	12- 1	7	0- 0	271	138	53	53	5	5	
TOTALS	RPI 1-25	RPI 26-50	W-L RECORDS	RPI 51-100	RPI 101-150	RPI 150+				
17- 8	1- 3	2- 3	OVERALL	2- 0	3- 2	9- 0				
12- 2	1- 1	1- 0	HOME	1- 0	3- 1	6- 0				
5- 6	0- 2	1- 3	AWAY	1- 0	0- 1	3- 0				
0- 0	0- 0	0- 0	NEUTRAL	0- 0	0- 0	0- 0				
12- 1	0- 0	1- 1	NON-CONFERENCE	2- 0	2- 0	7- 0				
8- 0	0- 0	0- 0	HOME	1- 0	2- 0	5- 0				
4- 1	0- 0	1- 1	AWAY	1- 0	0- 0	2- 0				
0- 0	0- 0	0- 0	NEUTRAL	0- 0	0- 0	0- 0				
5- 7	1- 3	1- 2	CONFERENCE	0- 0	1- 2	2- 0				
4- 2	1- 1	1- 0	HOME	0- 0	1- 1	1- 0				
1- 5	0- 2	0- 2	AWAY	0- 0	0- 1	1- 0				
0- 0	0- 0	0- 0	NEUTRAL	0- 0	0- 0	0- 0				

RPI 1-25				RPI 26-50				Team's RPI: 49	RPI 51-100				RPI 101+			
RPI	S	Opponent	Score	RPI	S	Opponent	Score		RPI	S	Opponent	Score	RPI	S	Opponent	Score
1	A	Tennessee	51 59	32	A	Mississippi St.	56 64		79	H	TCU	62 53	105	H	Michigan St.	69 60
6	H	South Carolina	35 58	36	A	Ohio St.	67 59		96	A	Georgia Tech	64 57	107	A	Ole Miss	52 55
9	A	Kentucky	72 80	38	A	Arkansas	48 54						116	H	Missouri	69 48
22	H	Texas A&M	54 51	44	A	Seton Hall	51 70						141	H	Furman	58 51
				45	H	Vanderbilt	64 53						143	H	Florida	48 51
LAST 12 Division I GAMES:																
143	H	Florida	48 51	45	H	Vanderbilt	64 53						161	H	Alabama	64 47
38	A	Arkansas	48 54	107	A	Ole Miss	52 55						164	H	Belmont	62 43
6	H	South Carolina	35 58	175	A	Auburn	57 52						176	A	Georgia	57 52
9	A	Kentucky	72 80	116	H	Missouri	69 48						180	A	Mercer	68 49
1	A	Tennessee	51 59	161	H	Alabama	64 47						283	H	Colgate	66 35
22	H	Texas A&M	54 51	32	A	Mississippi St.	56 64						287	H	Ga. Southern	93 52
													289	H	Morgan St.	68 36
													333	A	Tennessee Tech	74 51
													339	H	Coppin St.	49 29

Non-Div I Games:

Georgia

■ Loss, 
■ Non-Conf, S Site, 
■ Home 
■ Away 
N Neutral



Average RPI Win: <b>228</b>	WON-LOST	WINNING	LAST 10	STRENGTH OF	OPP. STRENGTH	TEAM	ADJ.	CONF.	ADJ CONF.
Average RPI Loss: <b>134</b>	RECORD	PCT. RANK	GAMES	SCHEDULE	OF SCHEDULE	RPI	RPI	RPI	RPI
DIV. I ONLY	9- 13	226	3- 7	167	219	230	230	14	14
DIV. I NON-CONF.	4- 4	158	0- 0	231	292	243	243	14	14
TOTALS	RPI 1-25	RPI 26-50	W-L RECORDS	RPI 51-100	RPI 101-150	RPI 150+			
9- 13	0- 0	0- 1	OVERALL	0- 3	2- 3	7- 6			
5- 8	0- 0	0- 1	HOME	0- 2	1- 2	4- 3			
4- 5	0- 0	0- 0	AWAY	0- 1	1- 1	3- 3			
0- 0	0- 0	0- 0	NEUTRAL	0- 0	0- 0	0- 0			
4- 4	0- 0	0- 0	NON-CONFERENCE	0- 1	0- 1	4- 2			
3- 3	0- 0	0- 0	HOME	0- 1	0- 1	3- 1			
1- 1	0- 0	0- 0	AWAY	0- 0	0- 0	1- 1			
0- 0	0- 0	0- 0	NEUTRAL	0- 0	0- 0	0- 0			
5- 9	0- 0	0- 1	CONFERENCE	0- 2	2- 2	3- 4			
2- 5	0- 0	0- 1	HOME	0- 1	1- 1	1- 2			
3- 4	0- 0	0- 0	AWAY	0- 1	1- 1	2- 2			
0- 0	0- 0	0- 0	NEUTRAL	0- 0	0- 0	0- 0			

RPI 1-25	RPI 26-50	RPI 51-100	RPI 101+	Team's RPI: 230
RPI S Opponent Score	RPI S Opponent Score	RPI S Opponent Score	RPI S Opponent Score	
	39  UALR 55  75	57  Arkansas St. 65  76	132  Texas St. 61  71	
		57  Arkansas St. 47  61	132  Texas St. 74 69	
		83  Liberty 71  73	133  Troy 87  96	
			134  Kennesaw St. 64  73	
			139  Appalachian St. 76 71	
			160  La.-Lafayette 52  68	
			160  La.-Lafayette 56  63	
			182  Samford 61 56	
			187  La Salle 68  76	
			189  Massachusetts 71 66	
			191  Texas-Arlington 45  57	
			191  Texas-Arlington 39  45	
			210  La.-Monroe 80 72	
			219  Morehead St. 72  74	
			263  North Florida 72 59	
			287  Ga. Southern 82 54	
			315  South Ala. 84 78	
			333  Tennessee Tech 72 60	
LAST 12 Division I GAMES:				
132  Texas St. 61  71	57  Arkansas St. 65  76			
315  South Ala. 84 78	139  Appalachian St. 76 71			
287  Ga. Southern 82 54	191  Texas-Arlington 39  45			
57  Arkansas St. 47  61	133  Troy 87  96			
191  Texas-Arlington 45  57	160  La.-Lafayette 52  68			
160  La.-Lafayette 56  63	132  Texas St. 74 69			

Non-Div I Games: Thomas (GA) 101 55

Georgia St.



Average RPI Win:	204	WON-LOST	WINNING	LAST 10	STRENGTH OF	OPP. STRENGTH	TEAM	ADJ.	CONF.	ADJ CONF.
Average RPI Loss:	36	RECORD	PCT. RANK	GAMES	SCHEDULE	OF SCHEDULE	RPI	RPI	RPI	RPI
DIV. I ONLY	14- 12	154	3- 7	41	62	96	96	2	2	
DIV. I NON-CONF.	10- 4	80	0- 0	169	242	105	105	3	3	
TOTALS	RPI 1-25	RPI 26-50	W-L RECORDS	RPI 51-100	RPI 101-150	RPI 150+				
14- 12	0- 5	0- 5	OVERALL	1- 1	4- 1	9- 0				
9- 5	0- 1	0- 3	HOME	0- 1	2- 0	7- 0				
4- 5	0- 3	0- 1	AWAY	0- 0	2- 1	2- 0				
1- 2	0- 1	0- 1	NEUTRAL	1- 0	0- 0	0- 0				
10- 4	0- 1	0- 2	NON-CONFERENCE	1- 0	2- 1	7- 0				
7- 1	0- 0	0- 1	HOME	0- 0	2- 0	5- 0				
2- 1	0- 0	0- 0	AWAY	0- 0	0- 1	2- 0				
1- 2	0- 1	0- 1	NEUTRAL	1- 0	0- 0	0- 0				
4- 8	0- 4	0- 3	CONFERENCE	0- 1	2- 0	2- 0				
2- 4	0- 1	0- 2	HOME	0- 1	0- 0	2- 0				
2- 4	0- 3	0- 1	AWAY	0- 0	2- 0	0- 0				
0- 0	0- 0	0- 0	NEUTRAL	0- 0	0- 0	0- 0				

RPI 1-25				RPI 26-50				RPI 51-100 Team's RPI: 96				RPI 101+			
RPI	S	Opponent	Score	RPI	S	Opponent	Score	RPI	S	Opponent	Score	RPI	S	Opponent	Score
3	A	Notre Dame	76 89	29	H	Syracuse	60 65	74	H	North Carolina St.	64 65	102	A	Boston College	80 77
8	A	Louisville	48 75	31	H	Pittsburgh	72 75	86	N	Villanova	71 63	103	A	Virginia	68 62
13	H	Florida St.	62 82	40	N	Minnesota	69 72					105	A	Michigan St.	73 79
14	A	North Carolina	81 96	42	A	Miami (FL)	59 64					113	H	Louisiana Tech	96 81
23	N	Green Bay	50 71	49	H	Georgia	57 64					134	H	Kennesaw St.	77 48
LAST 12 Division I GAMES:															
				42	A	Miami (FL)	59 64	3	A	Notre Dame	76 89				
				74	H	North Carolina St.	64 65	31	H	Pittsburgh	72 75				
				29	H	Syracuse	60 65	14	A	North Carolina	81 96				
				199	H	Virginia Tech	79 71	102	A	Boston College	80 77				
				13	H	Florida St.	62 82	167	H	Clemson	74 66				
				103	A	Virginia	68 62	8	A	Louisville	48 75				

Non-Div I Games:

Georgia Tech

■ Loss, 
 ■ Non-Conf, 
 ■ S Site, 
 ■ H Home 
 ■ A Away 
 N Neutral



Average RPI Win: <b>184</b>	WON-LOST	WINNING	LAST 10	STRENGTH OF	OPP. STRENGTH	TEAM	ADJ.	CONF.	ADJ CONF.
Average RPI Loss: <b>47</b>	RECORD	PCT. RANK	GAMES	SCHEDULE	OF SCHEDULE	RPI	RPI	RPI	RPI
DIV. I ONLY	21- 4	21	6- 0	164	78	41	41	8	8
DIV. I NON-CONF.	7- 4	107	1- 0	65	88	67	67	8	8
TOTALS	RPI 1-25	RPI 26-50	W-L RECORDS	RPI 51-100	RPI 101-150	RPI 150+			
21- 4	1- 1	1- 1	OVERALL	3- 2	0- 0	16- 0			
11- 1	1- 0	0- 0	HOME	2- 1	0- 0	8- 0			
10- 1	0- 0	1- 0	AWAY	1- 0	0- 0	8- 0			
0- 2	0- 1	0- 0	NEUTRAL	0- 1	0- 0	0- 0			
7- 4	1- 1	0- 1	NON-CONFERENCE	0- 2	0- 0	6- 0			
4- 1	1- 0	0- 0	HOME	0- 1	0- 0	3- 0			
3- 1	0- 0	0- 1	AWAY	0- 0	0- 0	3- 0			
0- 2	0- 1	0- 0	NEUTRAL	0- 1	0- 0	0- 0			
14- 0	0- 0	1- 0	CONFERENCE	3- 0	0- 0	10- 0			
7- 0	0- 0	0- 0	HOME	2- 0	0- 0	5- 0			
7- 0	0- 0	1- 0	AWAY	1- 0	0- 0	5- 0			
0- 0	0- 0	0- 0	NEUTRAL	0- 0	0- 0	0- 0			

RPI 1-25				RPI 26-50				Team's RPI: 41				RPI 51-100				RPI 101+			
RPI	S	Opponent	Score	RPI	S	Opponent	Score	RPI	S	Opponent	Score	RPI	S	Opponent	Score	RPI	S	Opponent	Score
7	N	Iowa	67 79	37	A	Northwestern	43 62	52	A	Pacific	73 63	153	A	Eastern Wash.	61 60				
15	H	Dayton	75 65	47	A	St. Mary's (CA)	52 42	64	H	BYU	78 62	174	A	San Francisco	75 64				
								66	H	San Diego	67 49	174	H	San Francisco	91 84				
								68	H	Washington St.	58 59	196	A	Santa Clara	78 70				
								75	N	American	56 59	196	H	Santa Clara	76 49				
												198	A	Pepperdine	78 56				
												198	H	Pepperdine	73 64				
												204	A	Montana St.	89 60				
												209	A	Wyoming	70 56				
												231	H	Southern Utah	70 51				
												241	H	Idaho St.	88 63				
												276	A	Loyola Marymount	82 59				
												276	H	Loyola Marymount	76 62				
												292	A	Portland	85 63				
												292	H	Portland	79 57				
												308	H	Portland St.	73 41				
LAST 12 Division I GAMES:																			
292	H	Portland	79 57	196	H	Santa Clara	76 49												
292	A	Portland	85 63	52	A	Pacific	73 63												
308	H	Portland St.	73 41	47	A	St. Mary's (CA)	52 42												
198	A	Pepperdine	78 56	276	H	Loyola Marymount	76 62												
276	A	Loyola Marymount	82 59	198	H	Pepperdine	73 64												
174	H	San Francisco	91 84	196	A	Santa Clara	78 70												

Non-Div I Games:

Gonzaga

■ Loss, 
■ Non-Conf, S Site, 
■ Home 
■ Away 
N Neutral



## Grambling

Through Games Of Feb. 15, 2015

Average RPI Win: <b>303</b>	WON-LOST	WINNING	LAST 10	STRENGTH OF	OPP. STRENGTH	TEAM	ADJ.	CONF.	ADJ CONF.
Average RPI Loss: <b>166</b>	RECORD	PCT. RANK	GAMES	SCHEDULE	OF SCHEDULE	RPI	RPI	RPI	RPI
DIV. I ONLY	6- 15	287	5- 5	273	282	294	294	33	33
DIV. I NON-CONF.	1- 8	322	0- 0	91	4	250	250	31	31
TOTALS	RPI 1-25	RPI 26-50	W-L RECORDS	RPI 51-100	RPI 101-150	RPI 150+			
6- 15	0- 2	0- 1	OVERALL	0- 2	0- 1	6- 9			
5- 2	0- 0	0- 0	HOME	0- 0	0- 0	5- 2			
1- 13	0- 2	0- 1	AWAY	0- 2	0- 1	1- 7			
0- 0	0- 0	0- 0	NEUTRAL	0- 0	0- 0	0- 0			
1- 8	0- 2	0- 1	NON-CONFERENCE	0- 2	0- 1	1- 2			
1- 0	0- 0	0- 0	HOME	0- 0	0- 0	1- 0			
0- 8	0- 2	0- 1	AWAY	0- 2	0- 1	0- 2			
0- 0	0- 0	0- 0	NEUTRAL	0- 0	0- 0	0- 0			
5- 7	0- 0	0- 0	CONFERENCE	0- 0	0- 0	5- 7			
4- 2	0- 0	0- 0	HOME	0- 0	0- 0	4- 2			
1- 5	0- 0	0- 0	AWAY	0- 0	0- 0	1- 5			
0- 0	0- 0	0- 0	NEUTRAL	0- 0	0- 0	0- 0			

RPI 1-25				RPI 26-50				RPI 51-100				RPI 101+ Team's RPI: 294			
RPI	S	Opponent	Score	RPI	S	Opponent	Score	RPI	S	Opponent	Score	RPI	S	Opponent	Score
17	A	George Washington	51 <b>89</b>	38	A	Arkansas	35 <b>77</b>	62	A	Kansas St.	38 <b>61</b>	107	A	Ole Miss	67 <b>92</b>
21	A	Washington	53 <b>84</b>					96	A	Georgia Tech	64 <b>97</b>	165	A	Arizona	51 <b>65</b>
												175	A	Auburn	42 <b>92</b>
												203	A	Texas Southern	33 <b>74</b>
												203	H	Texas Southern	38 <b>67</b>
												215	H	Northwestern St.	44 41
												237	A	Prairie View	57 <b>85</b>
												254	A	Southern U.	52 <b>80</b>
												254	H	Southern U.	57 56
												284	H	Jackson St.	55 <b>64</b>
												288	A	Alabama St.	30 <b>53</b>
												332	A	Alcorn	82 57
												332	H	Alcorn	64 57
												337	H	Ark.-Pine Bluff	75 56
												341	A	Alabama A&M	56 <b>59</b>
												349	H	Mississippi Val.	62 31
LAST 12 Division I GAMES:															
203	H	Texas Southern	38 <b>67</b>	237	A	Prairie View	57 <b>85</b>								
332	A	Alcorn	82 57	203	A	Texas Southern	33 <b>74</b>								
254	A	Southern U.	52 <b>80</b>	332	H	Alcorn	64 57								
349	H	Mississippi Val.	62 31	254	H	Southern U.	57 56								
337	H	Ark.-Pine Bluff	75 56	341	A	Alabama A&M	56 <b>59</b>								
284	H	Jackson St.	55 <b>64</b>	288	A	Alabama St.	30 <b>53</b>								

Non-Div I Games: LSU-Shreveport 67 58 Tougaloo 98 59

Grambling

■ Loss, 
 ■ Non-Conf, 
 ■ S Site, 
 ■ Home 
 ■ A Away 
 N Neutral



## Grand Canyon

Through Games Of Feb. 15, 2015

Average RPI Win:	292	WON-LOST	WINNING	LAST 10	STRENGTH OF	OPP. STRENGTH	TEAM	ADJ.	CONF.	ADJ CONF.
Average RPI Loss:	202	RECORD	PCT. RANK	GAMES	SCHEDULE	OF SCHEDULE	RPI	RPI	RPI	RPI
DIV. I ONLY	8- 12	232	4- 5	336	300	296	296	30	30	
DIV. I NON-CONF.	4- 7	220	2- 0	336	216	308	308	30	30	
TOTALS	RPI 1-25	RPI 26-50	W-L RECORDS	RPI 51-100	RPI 101-150	RPI 150+				
8- 12	0- 1	0- 0	OVERALL	0- 0	0- 2	8- 9				
4- 6	0- 1	0- 0	HOME	0- 0	0- 1	4- 4				
4- 5	0- 0	0- 0	AWAY	0- 0	0- 1	4- 4				
0- 1	0- 0	0- 0	NEUTRAL	0- 0	0- 0	0- 1				
4- 7	0- 1	0- 0	NON-CONFERENCE	0- 0	0- 0	4- 6				
2- 3	0- 1	0- 0	HOME	0- 0	0- 0	2- 2				
2- 3	0- 0	0- 0	AWAY	0- 0	0- 0	2- 3				
0- 1	0- 0	0- 0	NEUTRAL	0- 0	0- 0	0- 1				
4- 5	0- 0	0- 0	CONFERENCE	0- 0	0- 2	4- 3				
2- 3	0- 0	0- 0	HOME	0- 0	0- 1	2- 2				
2- 2	0- 0	0- 0	AWAY	0- 0	0- 1	2- 1				
0- 0	0- 0	0- 0	NEUTRAL	0- 0	0- 0	0- 0				

RPI 1-25				RPI 26-50				RPI 51-100				RPI 101+ Team's RPI: 296			
RPI	S	Opponent	Score	RPI	S	Opponent	Score	RPI	S	Opponent	Score	RPI	S	Opponent	Score
8	H	Louisville	51 65									128	A	Bakersfield	67 90
												128	H	Bakersfield	60 65
												151	H	New Mexico St.	62 74
												157	N	Northern Ky.	45 52
												181	A	Oral Roberts	54 51
												183	A	Northern Colo.	47 66
												197	H	Tex.-Pan American	69 54
												220	A	Navy	51 60
												250	A	Austin Peay	77 84
												265	H	North Dakota St.	69 54
												271	H	UC Irvine	53 54
												277	H	Nevada	52 64
												319	H	Seattle	56 59
												328	A	Utah Valley	50 52
												328	H	Utah Valley	60 50
												336	A	Incarnate Word	72 67
												340	H	New Orleans	59 57
												342	A	UMKC	65 59
												345	A	Chicago St.	76 51
LAST 12 Division I GAMES:															
328	H	Utah Valley	60 50	151	H	New Mexico St.	62 74								
128	H	Bakersfield	60 65	328	A	Utah Valley	50 52								
319	H	Seattle	56 59	128	A	Bakersfield	67 90								
345	A	Chicago St.	76 51	336	A	Incarnate Word	72 67								
342	A	UMKC	65 59	265	H	North Dakota St.	69 54								
197	H	Tex.-Pan American	69 54	8	H	Louisville	51 65								

Non-Div I Games: Western St. 76 52 San Diego Christian 87 44

Grand Canyon

■ Loss, 
 ■ Non-Conf, S Site, 
 ■ Home 
 ■ Away 
 N Neutral



Average RPI Win:	150	WON-LOST	WINNING	LAST 10	STRENGTH OF	OPP. STRENGTH	TEAM	ADJ.	CONF.	ADJ CONF.
Average RPI Loss:	75	RECORD	PCT. RANK	GAMES	SCHEDULE	OF SCHEDULE	RPI	RPI	RPI	RPI
DIV. I ONLY	19- 4	25	3- 2	57	69	23	23	12	12	
DIV. I NON-CONF.	9- 3	60	0- 1	54	3	21	21	13	13	
TOTALS	RPI 1-25	RPI 26-50	W-L RECORDS	RPI 51-100	RPI 101-150	RPI 150+				
19- 4	1- 2	0- 1	OVERALL	8- 0	3- 0	7- 1				
8- 1	0- 0	0- 0	HOME	4- 0	2- 0	2- 1				
9- 2	0- 1	0- 1	AWAY	3- 0	1- 0	5- 0				
2- 1	1- 1	0- 0	NEUTRAL	1- 0	0- 0	0- 0				
9- 3	1- 2	0- 1	NON-CONFERENCE	5- 0	1- 0	2- 0				
4- 0	0- 0	0- 0	HOME	2- 0	1- 0	1- 0				
3- 2	0- 1	0- 1	AWAY	2- 0	0- 0	1- 0				
2- 1	1- 1	0- 0	NEUTRAL	1- 0	0- 0	0- 0				
10- 1	0- 0	0- 0	CONFERENCE	3- 0	2- 0	5- 1				
4- 1	0- 0	0- 0	HOME	2- 0	1- 0	1- 1				
6- 0	0- 0	0- 0	AWAY	1- 0	1- 0	4- 0				
0- 0	0- 0	0- 0	NEUTRAL	0- 0	0- 0	0- 0				

RPI	S	Opponent	Score	RPI	S	Opponent	Score	RPI	S	Opponent	Score	RPI	S	Opponent	Score
4	N	UConn	53 89	45	A	Vanderbilt	64 68	53	H	Duquesne	84 52	110	A	Cleveland St.	65 61
11	N	Arizona St.	63 57					63	H	Youngstown St.	66 43	110	H	Cleveland St.	74 50
15	A	Dayton	66 72					71	A	South Dakota St.	77 75	135	H	Wisconsin	53 43
								91	A	Wright St.	68 59	211	A	Ill.-Chicago	64 45
								91	H	Wright St.	61 45	233	A	Detroit	75 58
								92	H	Western Mich.	70 55	235	H	Oakland	67 70
								94	A	Purdue	81 78	259	A	Valparaiso	67 52
								96	N	Georgia Tech	71 50	262	A	Marquette	94 66
												278	A	Milwaukee	79 62
												278	H	Milwaukee	63 37
												309	H	Vermont	60 40
LAST 12 Division I GAMES:															
4	N	UConn	53 89	259	A	Valparaiso	67 52	233	A	Detroit	75 58	110	A	Cleveland St.	65 61
278	A	Milwaukee	79 62	278	H	Milwaukee	63 37	63	H	Youngstown St.	66 43	91	A	Wright St.	68 59
91	H	Wright St.	61 45	50	A	Ill.-Chicago	64 45								
110	H	Cleveland St.	74 50												
235	H	Oakland	67 70												

Non-Div I Games: Davenport 53 40

Green Bay

Loss, Non-Conf, S Site, H Home A Away N Neutral



Average RPI Win:	<b>249</b>	WON-LOST	WINNING	LAST 10	STRENGTH OF	OPP. STRENGTH	TEAM	ADJ.	CONF.	ADJ CONF.
Average RPI Loss:	<b>76</b>	RECORD	PCT. RANK	GAMES	SCHEDULE	OF SCHEDULE	RPI	RPI	RPI	RPI
DIV. I ONLY	<b>12- 11</b>	<b>164</b>	<b>7- 3</b>	<b>53</b>	<b>239</b>	<b>97</b>	<b>97</b>	<b>31</b>	<b>31</b>	
DIV. I NON-CONF.	<b>4- 9</b>	<b>243</b>	<b>2- 1</b>	<b>1</b>	<b>46</b>	<b>61</b>	<b>61</b>	<b>29</b>	<b>29</b>	
TOTALS	RPI 1-25	RPI 26-50	W-L RECORDS	RPI 51-100	RPI 101-150	RPI 150+				
12- 11	0- 3	0- 2	OVERALL	2- 4	0- 0	10- 2				
5- 3	0- 2	0- 0	HOME	0- 1	0- 0	5- 0				
5- 8	0- 1	0- 2	AWAY	2- 3	0- 0	3- 2				
2- 0	0- 0	0- 0	NEUTRAL	0- 0	0- 0	2- 0				
4- 9	0- 3	0- 2	NON-CONFERENCE	2- 4	0- 0	2- 0				
0- 3	0- 2	0- 0	HOME	0- 1	0- 0	0- 0				
2- 6	0- 1	0- 2	AWAY	2- 3	0- 0	0- 0				
2- 0	0- 0	0- 0	NEUTRAL	0- 0	0- 0	2- 0				
8- 2	0- 0	0- 0	CONFERENCE	0- 0	0- 0	8- 2				
5- 0	0- 0	0- 0	HOME	0- 0	0- 0	5- 0				
3- 2	0- 0	0- 0	AWAY	0- 0	0- 0	3- 2				
0- 0	0- 0	0- 0	NEUTRAL	0- 0	0- 0	0- 0				

RPI 1-25				RPI 26-50				RPI 51-100 Team's RPI: 97				RPI 101+			
RPI	S	Opponent	Score	RPI	S	Opponent	Score	RPI	S	Opponent	Score	RPI	S	Opponent	Score
6	H	South Carolina	49 <b>69</b>	30	A	Quinnipiac	59 <b>87</b>	59	A	DePaul	67 <b>86</b>	169	A	Savannah St.	55 <b>61</b>
18	H	Princeton	63 <b>75</b>	37	A	Northwestern	36 <b>62</b>	62	A	Kansas St.	46 <b>66</b>	175	N	Auburn	44 42
20	A	James Madison	53 <b>85</b>					68	H	Washington St.	60 <b>74</b>	214	H	N.C. A&T	54 48
								70	A	Penn	58 43	257	A	Bethune-Cookman	61 54
								90	A	Richmond	64 53	273	A	Norfolk St.	66 <b>71</b>
								99	A	Lehigh	67 <b>85</b>	280	N	Bowling Green	64 53
												282	A	South Carolina St.	88 53
												289	H	Morgan St.	63 43
												327	H	UMES	71 43
												331	H	N.C. Central	75 36
												334	A	Florida A&M	80 52
												343	H	Howard	80 61
LAST 12 Division I GAMES:															
343	H	Howard	80 61	214	H	N.C. A&T	54 48								
327	H	UMES	71 43	334	A	Florida A&M	80 52								
273	A	Norfolk St.	66 <b>71</b>	257	A	Bethune-Cookman	61 54								
282	A	South Carolina St.	88 53	18	H	Princeton	63 <b>75</b>								
169	A	Savannah St.	55 <b>61</b>	175	N	Auburn	44 42								
331	H	N.C. Central	75 36	280	N	Bowling Green	64 53								

Non-Div I Games:

Hampton

■ Loss, 
 ■ Non-Conf, S Site, 
 ■ Home 
 ■ Away 
 N Neutral



Average RPI Win: 230		WON-LOST	WINNING	LAST 10	STRENGTH OF	OPP. STRENGTH	TEAM	ADJ.	CONF.	ADJ CONF.
Average RPI Loss: 106		RECORD	PCT. RANK	GAMES	SCHEDULE	OF SCHEDULE	RPI	RPI	RPI	RPI
DIV. I ONLY		13- 13	173	5- 5	122	136	152	152	23	23
DIV. I NON-CONF.		6- 8	197	0- 0	45	49	123	123	24	24
TOTALS	RPI 1-25	RPI 26-50		W-L RECORDS		RPI 51-100	RPI 101-150		RPI 150+	
13- 13	0- 3	0- 1		OVERALL		1- 3	1- 2		11- 4	
6- 5	0- 0	0- 1		HOME		0- 1	0- 1		6- 2	
6- 4	0- 0	0- 0		AWAY		1- 2	1- 0		4- 2	
1- 4	0- 3	0- 0		NEUTRAL		0- 0	0- 1		1- 0	
6- 8	0- 3	0- 1		NON-CONFERENCE		1- 0	1- 2		4- 2	
3- 2	0- 0	0- 1		HOME		0- 0	0- 1		3- 0	
2- 2	0- 0	0- 0		AWAY		1- 0	1- 0		0- 2	
1- 4	0- 3	0- 0		NEUTRAL		0- 0	0- 1		1- 0	
7- 5	0- 0	0- 0		CONFERENCE		0- 3	0- 0		7- 2	
3- 3	0- 0	0- 0		HOME		0- 1	0- 0		3- 2	
4- 2	0- 0	0- 0		AWAY		0- 2	0- 0		4- 0	
0- 0	0- 0	0- 0		NEUTRAL		0- 0	0- 0		0- 0	

RPI 1-25			
RPI	S	Opponent	Score
13	N	Florida St.	59 69
18	N	Princeton	51 64
21	N	Washington	70 81

RPI 26-50			
RPI	S	Opponent	Score
30	H	Quinnipiac	58 70

RPI 51-100			
RPI	S	Opponent	Score
77	A	Maine	45 63
77	H	Maine	57 68
84	A	Albany (NY)	58 82
98	A	Cornell	48 46

RPI 101+			
RPI	S	Opponent	Score
102	H	Boston College	61 73
141	N	Furman	43 53
144	A	Central Conn. St.	75 63
169	N	Savannah St.	59 55
171	A	Dartmouth	43 49
186	A	Stony Brook	60 58
193	H	Penn St.	62 57
200	A	Lafayette	59 74
205	H	Sacred Heart	68 63
217	H	New Hampshire	63 65
228	A	UMass Lowell	67 56
228	H	UMass Lowell	62 65
236	H	Providence	57 54
279	H	UMBC	70 63
309	A	Vermont	62 46
309	H	Vermont	60 49
320	A	Binghamton	51 46
320	H	Binghamton	59 44

Team's RPI: 152			
-----------------	--	--	--

LAST 12 Division I GAMES:			
228	H	UMass Lowell	62 65
77	A	Maine	45 63
320	A	Binghamton	51 46
309	H	Vermont	60 49
186	A	Stony Brook	60 58
84	A	Albany (NY)	58 82
217	H	New Hampshire	63 65
279	H	UMBC	70 63
228	A	UMass Lowell	67 56
77	H	Maine	57 68
320	H	Binghamton	59 44
309	A	Vermont	62 46

Non-Div I Games:

Hartford

Loss, Non-Conf, S Site, H Home A Away N Neutral



# Harvard

Through Games Of Feb. 15, 2015

Average RPI Win:	190	WON-LOST	WINNING	LAST 10	STRENGTH OF	OPP. STRENGTH	TEAM	ADJ.	CONF.	ADJ CONF.
Average RPI Loss:	124	RECORD	PCT. RANK	GAMES	SCHEDULE	OF SCHEDULE	RPI	RPI	RPI	RPI
DIV. I ONLY	10- 12	209	4- 6	83	107	159	159	9	9	
DIV. I NON-CONF.	7- 7	158	2- 2	129	94	142	142	10	10	
TOTALS	RPI 1-25	RPI 26-50	W-L RECORDS	RPI 51-100	RPI 101-150	RPI 150+				
10- 12	0- 4	1- 0	OVERALL	1- 2	1- 1	7- 5				
4- 6	0- 3	0- 0	HOME	0- 1	1- 0	3- 2				
3- 4	0- 1	0- 0	AWAY	1- 1	0- 0	2- 2				
3- 2	0- 0	1- 0	NEUTRAL	0- 0	0- 1	2- 1				
7- 7	0- 3	1- 0	NON-CONFERENCE	0- 1	0- 1	6- 2				
3- 2	0- 2	0- 0	HOME	0- 0	0- 0	3- 0				
1- 3	0- 1	0- 0	AWAY	0- 1	0- 0	1- 1				
3- 2	0- 0	1- 0	NEUTRAL	0- 0	0- 1	2- 1				
3- 5	0- 1	0- 0	CONFERENCE	1- 1	1- 0	1- 3				
1- 4	0- 1	0- 0	HOME	0- 1	1- 0	0- 2				
2- 1	0- 0	0- 0	AWAY	1- 0	0- 0	1- 1				
0- 0	0- 0	0- 0	NEUTRAL	0- 0	0- 0	0- 0				

RPI S	Opponent	Score	RPI S	Opponent	Score	RPI S	Opponent	Score	RPI S	Opponent	Score	Team's RPI: 159
3	A Notre Dame	43 97	30	N Quinnipiac	87 83	70	H Penn	69 74	113	N Louisiana Tech	64 83	
16	H FGCU	58 68				77	A Maine	46 65	117	H Yale	65 55	
18	H Princeton	46 96				98	A Cornell	61 57	163	N Temple	69 81	
24	H Chattanooga	52 54							171	A Dartmouth	75 69	
									171	H Dartmouth	61 76	
									188	N Holy Cross	79 76	
									189	A Massachusetts	75 62	
									229	H Brown	80 83	
									234	N Lipscomb	84 63	
									283	H Colgate	68 53	
									290	H Northeastern	67 65	
									291	A Columbia	43 59	
									299	H NJIT	66 54	
									316	A Boston U.	62 63	
LAST 12 Division I GAMES:												
98	A Cornell	61 57	171	A Dartmouth	75 69							
291	A Columbia	43 59	299	H NJIT	66 54							
117	H Yale	65 55	171	H Dartmouth	61 76							
229	H Brown	80 83	24	H Chattanooga	52 54							
70	H Penn	69 74	16	H FGCU	58 68							
18	H Princeton	46 96	234	N Lipscomb	84 63							

Non-Div I Games:

Harvard

Loss, Non-Conf, S Site, H Home A Away N Neutral



Average RPI Win:	199	WON-LOST	WINNING	LAST 10	STRENGTH OF	OPP. STRENGTH	TEAM	ADJ.	CONF.	ADJ CONF.
Average RPI Loss:	69	RECORD	PCT. RANK	GAMES	SCHEDULE	OF SCHEDULE	RPI	RPI	RPI	RPI
DIV. I ONLY	15- 7	65	5- 0	112	129	82	82	15	15	
DIV. I NON-CONF.	6- 5	145	1- 0	122	104	138	138	15	15	
TOTALS	RPI 1-25	RPI 26-50	W-L RECORDS	RPI 51-100	RPI 101-150	RPI 150+				
15- 7	0- 2	0- 1	OVERALL	1- 1	6- 3	8- 0				
8- 4	0- 2	0- 1	HOME	0- 1	4- 0	4- 0				
7- 3	0- 0	0- 0	AWAY	1- 0	2- 3	4- 0				
0- 0	0- 0	0- 0	NEUTRAL	0- 0	0- 0	0- 0				
6- 5	0- 2	0- 1	NON-CONFERENCE	1- 1	0- 1	5- 0				
3- 4	0- 2	0- 1	HOME	0- 1	0- 0	3- 0				
3- 1	0- 0	0- 0	AWAY	1- 0	0- 1	2- 0				
0- 0	0- 0	0- 0	NEUTRAL	0- 0	0- 0	0- 0				
9- 2	0- 0	0- 0	CONFERENCE	0- 0	6- 2	3- 0				
5- 0	0- 0	0- 0	HOME	0- 0	4- 0	1- 0				
4- 2	0- 0	0- 0	AWAY	0- 0	2- 2	2- 0				
0- 0	0- 0	0- 0	NEUTRAL	0- 0	0- 0	0- 0				

RPI 1-25				RPI 26-50				RPI 51-100 Team's RPI: 82				RPI 101+			
RPI	S	Opponent	Score	RPI	S	Opponent	Score	RPI	S	Opponent	Score	RPI	S	Opponent	Score
14	H	North Carolina	65 74	26	H	California	72 79	52	H	Pacific	61 69	101	H	Long Beach St.	72 64
25	H	Stanford	73 86					76	A	Colorado St.	63 58	108	A	CSUN	46 53
												108	H	CSUN	64 49
												109	A	UC Davis	58 53
												128	A	Bakersfield	69 78
												130	A	Cal Poly	65 70
												130	H	Cal Poly	79 64
												131	A	UC Riverside	72 69
												131	H	UC Riverside	69 58
												213	A	Cal St. Fullerton	54 43
												237	H	Prairie View	72 58
												246	H	UNLV	79 70
												271	A	UC Irvine	85 50
												276	A	Loyola Marymount	85 76
												304	H	UNC Greensboro	74 54
												310	A	Denver	60 58
												335	H	UC Santa Barbara	60 43
LAST 12 Division I GAMES:															
237	H	Prairie View	72 58	101	H	Long Beach St.	72 64								
213	A	Cal St. Fullerton	54 43	271	A	UC Irvine	85 50								
131	A	UC Riverside	72 69	109	A	UC Davis	58 53								
130	H	Cal Poly	79 64	131	H	UC Riverside	69 58								
335	H	UC Santa Barbara	60 43	108	A	CSUN	46 53								
108	H	CSUN	64 49	130	A	Cal Poly	65 70								

Non-Div I Games:      BYU-Hawaii      92   40      Hawaii Pacific      76   68

Hawaii

Loss, Non-Conf, S Site, H Home A Away N Neutral



Average RPI Win: 279		WON-LOST	WINNING	LAST 10	STRENGTH OF	OPP. STRENGTH	TEAM	ADJ.	CONF.	ADJ CONF.
Average RPI Loss: 149		RECORD	PCT. RANK	GAMES	SCHEDULE	OF SCHEDULE	RPI	RPI	RPI	RPI
DIV. I ONLY		14- 11	133	5- 5	284	313	190	190	29	29
DIV. I NON-CONF.		3- 5	214	0- 0	200	82	224	224	32	32
TOTALS		RPI 1-25	RPI 26-50	W-L RECORDS	RPI 51-100	RPI 101-150	RPI 150+			
14- 11	0- 0		0- 1	OVERALL	0- 3	1- 2	13- 5			
10- 1	0- 0		0- 0	HOME	0- 1	1- 0	9- 0			
4- 10	0- 0		0- 0	AWAY	0- 0	0- 0	4- 1			
0- 0	0- 0		0- 0	NEUTRAL	0- 0	0- 0	0- 0			
3- 5	0- 0		0- 1	NON-CONFERENCE	0- 1	1- 2	2- 1			
3- 0	0- 0		0- 0	HOME	0- 0	1- 0	2- 0			
0- 5	0- 0		0- 1	AWAY	0- 1	0- 2	0- 1			
0- 0	0- 0		0- 0	NEUTRAL	0- 0	0- 0	0- 0			
11- 6	0- 0		0- 0	CONFERENCE	0- 2	0- 0	11- 4			
7- 1	0- 0		0- 0	HOME	0- 1	0- 0	7- 0			
4- 5	0- 0		0- 0	AWAY	0- 1	0- 0	4- 4			
0- 0	0- 0		0- 0	NEUTRAL	0- 0	0- 0	0- 0			

RPI 1-25				RPI 26-50				RPI 51-100				RPI 101+				Team's RPI: 190	
RPI	S	Opponent	Score	RPI	S	Opponent	Score	RPI	S	Opponent	Score	RPI	S	Opponent	Score		
				33	A	Nebraska	57 83	74	A	North Carolina St.	62 66	114	A	East Tenn. St.	76 84		
								83	A	Liberty	47 64	122	H	Elon	87 71		
								83	H	Liberty	41 58	123	A	VCU	59 81		
												166	H	William & Mary	87 80		
												195	A	Radford	58 61		
												221	A	Winthrop	74 91		
												221	H	Winthrop	81 55		
												226	A	Campbell	61 64		
												226	H	Campbell	79 59		
												238	A	Presbyterian	59 78		
												238	H	Presbyterian	54 49		
												245	A	Davidson	57 76		
												281	H	Gardner-Webb	72 57		
												304	H	UNC Greensboro	78 67		
												317	A	Coastal Caro.	79 64		
												317	H	Coastal Caro.	73 65		
												326	A	UNC Asheville	67 50		
												347	A	Longwood	77 63		
												347	H	Longwood	81 60		
												348	A	Charleston So.	77 44		
												348	H	Charleston So.	92 60		
LAST 12 Division I GAMES:																	
				226	A	Campbell	61 64	317	H	Coastal Caro.	73 65						
				221	A	Winthrop	74 91	195	A	Radford	58 61						
				348	H	Charleston So.	92 60	281	H	Gardner-Webb	72 57						
				238	A	Presbyterian	59 78	326	A	UNC Asheville	67 50						
				347	A	Longwood	77 63	221	H	Winthrop	81 55						
				83	H	Liberty	41 58	348	A	Charleston So.	77 44						

Non-Div I Games:	Brevard	72	65
------------------	---------	----	----

## High Point

Loss, Non-Conf, S Site, H Home A Away N Neutral



## Hofstra

Through Games Of Feb. 15, 2015

Average RPI Win: <b>199</b>	WON-LOST	WINNING	LAST 10	STRENGTH OF	OPP. STRENGTH	TEAM	ADJ.	CONF.	ADJ CONF.
Average RPI Loss: <b>118</b>	RECORD	PCT. RANK	GAMES	SCHEDULE	OF SCHEDULE	RPI	RPI	RPI	RPI
DIV. I ONLY	16- 9	89	5- 5	177	120	106	106	13	13
DIV. I NON-CONF.	7- 4	107	0- 0	90	178	73	73	11	11
TOTALS	RPI 1-25	RPI 26-50	W-L RECORDS	RPI 51-100	RPI 101-150	RPI 150+			
16- 9	0- 1	0- 1	OVERALL	2- 2	3- 1	11- 4			
7- 5	0- 1	0- 1	HOME	0- 1	1- 1	6- 1			
9- 4	0- 0	0- 0	AWAY	2- 1	2- 0	5- 3			
0- 0	0- 0	0- 0	NEUTRAL	0- 0	0- 0	0- 0			
7- 4	0- 0	0- 1	NON-CONFERENCE	1- 1	2- 1	4- 1			
3- 2	0- 0	0- 1	HOME	0- 0	1- 1	2- 0			
4- 2	0- 0	0- 0	AWAY	1- 1	1- 0	2- 1			
0- 0	0- 0	0- 0	NEUTRAL	0- 0	0- 0	0- 0			
9- 5	0- 1	0- 0	CONFERENCE	1- 1	1- 0	7- 3			
4- 3	0- 1	0- 0	HOME	0- 1	0- 0	4- 1			
5- 2	0- 0	0- 0	AWAY	1- 0	1- 0	3- 2			
0- 0	0- 0	0- 0	NEUTRAL	0- 0	0- 0	0- 0			

RPI 1-25				RPI 26-50				RPI 51-100				RPI 101+ Team's RPI: 106			
RPI	S	Opponent	Score	RPI	S	Opponent	Score	RPI	S	Opponent	Score	RPI	S	Opponent	Score
20	H	James Madison	68 <b>77</b>	34	H	Western Ky.	65 <b>70</b>	78	A	Drexel	53 52	102	A	Boston College	75 61
								78	H	Drexel	56 <b>63</b>	111	H	UNI	61 58
								81	A	Fordham	46 <b>60</b>	122	A	Elon	55 53
								84	A	Albany (NY)	65 55	144	H	Central Conn. St.	66 <b>71</b>
												166	A	William & Mary	56 <b>57</b>
												166	H	William & Mary	52 46
												168	H	Robert Morris	71 51
												170	H	Fairfield	66 53
												172	A	Delaware	53 <b>64</b>
												172	H	Delaware	62 <b>73</b>
												199	A	Virginia Tech	43 <b>60</b>
												227	A	Towson	58 42
												253	H	UNCW	71 57
												273	A	Norfolk St.	64 47
												275	A	Col. of Charleston	69 57
												275	H	Col. of Charleston	78 53
												290	A	Northeastern	66 45
												290	H	Northeastern	85 83
												299	A	NJIT	62 47
LAST 12 Division I GAMES:															
122	A	Elon	55 53	166	A	William & Mary	56 <b>57</b>								
275	A	Col. of Charleston	69 57	78	H	Drexel	56 <b>63</b>								
166	H	William & Mary	52 46	253	H	UNCW	71 57								
20	H	James Madison	68 <b>77</b>	172	A	Delaware	53 <b>64</b>								
172	H	Delaware	62 <b>73</b>	227	A	Towson	58 42								
290	A	Northeastern	66 45	78	A	Drexel	53 52								

Non-Div I Games:

Hofstra

■ Loss, 
 ■ Non-Conf, S Site, 
 ■ Home 
 ■ Away 
 N Neutral



## Holy Cross

Through Games Of Feb. 15, 2015

Average RPI Win:	210	WON-LOST	WINNING	LAST 10	STRENGTH OF	OPP. STRENGTH	TEAM	ADJ.	CONF.	ADJ CONF.
Average RPI Loss:	140	RECORD	PCT. RANK	GAMES	SCHEDULE	OF SCHEDULE	RPI	RPI	RPI	RPI
DIV. I ONLY	11- 16	231	5- 5	142	167	188	188	19	19	
DIV. I NON-CONF.	4- 9	243	0- 0	195	91	247	247	21	21	
TOTALS	RPI 1-25	RPI 26-50	W-L RECORDS	RPI 51-100	RPI 101-150	RPI 150+				
11- 16	0- 1	0- 1	OVERALL	1- 6	1- 2	9- 6				
3- 6	0- 0	0- 0	HOME	0- 3	1- 0	2- 3				
6- 7	0- 1	0- 0	AWAY	1- 2	0- 2	5- 2				
2- 3	0- 0	0- 1	NEUTRAL	0- 1	0- 0	2- 1				
4- 9	0- 1	0- 1	NON-CONFERENCE	0- 1	1- 2	3- 4				
2- 1	0- 0	0- 0	HOME	0- 0	1- 0	1- 1				
0- 5	0- 1	0- 0	AWAY	0- 0	0- 2	0- 2				
2- 3	0- 0	0- 1	NEUTRAL	0- 1	0- 0	2- 1				
7- 7	0- 0	0- 0	CONFERENCE	1- 5	0- 0	6- 2				
1- 5	0- 0	0- 0	HOME	0- 3	0- 0	1- 2				
6- 2	0- 0	0- 0	AWAY	1- 2	0- 0	5- 0				
0- 0	0- 0	0- 0	NEUTRAL	0- 0	0- 0	0- 0				

RPI 1-25				RPI 26-50				RPI 51-100				RPI 101+ Team's RPI: 188			
RPI	S	Opponent	Score	RPI	S	Opponent	Score	RPI	S	Opponent	Score	RPI	S	Opponent	Score
3	A	Notre Dame	29 104	30	N	Quinnipiac	67 74	75	A	American	67 61	102	H	Boston College	80 64
								75	H	American	63 74	117	A	Yale	70 83
								92	N	Western Mich.	40 51	148	A	Bryant	68 74
								95	A	Army	53 67	159	N	Harvard	76 79
								95	H	Army	51 53	162	A	Bucknell	53 52
								99	A	Lehigh	58 71	162	H	Bucknell	69 61
								99	H	Lehigh	60 66	171	A	Dartmouth	53 69
												189	A	Massachusetts	61 72
												200	A	Lafayette	64 46
												220	A	Navy	60 44
												228	H	UMass Lowell	78 63
												264	H	Loyola Maryland	51 57
												273	N	Norfolk St.	63 62
												283	A	Colgate	68 62
												283	H	Colgate	71 76
												286	N	Georgetown	73 69
												316	A	Boston U.	71 48
												321	H	Manhattan	60 66
LAST 12 Division I GAMES:															
				99	A	Lehigh	58 71	220	A	Navy	60 44				
				95	H	Army	51 53	200	A	Lafayette	64 46				
				162	H	Bucknell	69 61	99	H	Lehigh	60 66				
				283	A	Colgate	68 62	95	A	Army	53 67				
				75	A	American	67 61	162	A	Bucknell	53 52				
				264	H	Loyola Maryland	51 57	283	H	Colgate	71 76				

Non-Div I Games:

Holy Cross

■ Loss, 
 ■ Non-Conf, 
 ■ S Site, 
 ■ H Home 
 ■ A Away 
 N Neutral



Average RPI Win:	250	WON-LOST	WINNING	LAST 10	STRENGTH OF	OPP. STRENGTH	TEAM	ADJ.	CONF.	ADJ CONF.
Average RPI Loss:	144	RECORD	PCT. RANK	GAMES	SCHEDULE	OF SCHEDULE	RPI	RPI	RPI	RPI
DIV. I ONLY	6- 19	301	0- 10	210	125	272	272	7	7	
DIV. I NON-CONF.	5- 6	177	0- 0	242	250	215	215	7	7	
TOTALS	RPI 1-25	RPI 26-50	W-L RECORDS	RPI 51-100	RPI 101-150	RPI 150+				
6- 19	0- 2	0- 3	OVERALL	0- 3	0- 2	6- 9				
1- 9	0- 0	0- 2	HOME	0- 1	0- 1	1- 5				
3- 8	0- 1	0- 1	AWAY	0- 2	0- 1	3- 3				
2- 2	0- 1	0- 0	NEUTRAL	0- 0	0- 0	2- 1				
5- 6	0- 2	0- 0	NON-CONFERENCE	0- 1	0- 0	5- 3				
1- 2	0- 0	0- 0	HOME	0- 0	0- 0	1- 2				
2- 2	0- 1	0- 0	AWAY	0- 1	0- 0	2- 0				
2- 2	0- 1	0- 0	NEUTRAL	0- 0	0- 0	2- 1				
1- 13	0- 0	0- 3	CONFERENCE	0- 2	0- 2	1- 6				
0- 7	0- 0	0- 2	HOME	0- 1	0- 1	0- 3				
1- 6	0- 0	0- 1	AWAY	0- 1	0- 1	1- 3				
0- 0	0- 0	0- 0	NEUTRAL	0- 0	0- 0	0- 0				

RPI 1-25				RPI 26-50				RPI 51-100				RPI 101+ Team's RPI: 272			
RPI	S	Opponent	Score	RPI	S	Opponent	Score	RPI	S	Opponent	Score	RPI	S	Opponent	Score
20	N	James Madison	60 84	27	H	South Fla.	55 71	51	A	East Carolina	56 79	146	A	Tulsa	52 74
22	A	Texas A&M	55 94	43	A	Tulane	40 70	51	H	East Carolina	46 87	146	H	Tulsa	51 67
				43	H	Tulane	46 63	100	A	Texas Tech	54 60	156	A	Memphis	49 84
												156	H	Memphis	58 64
												163	A	Temple	60 72
												177	N	UTSA	56 53
												225	N	Nicholls St.	65 47
												237	H	Prairie View	56 61
												241	N	Idaho St.	67 73
												248	A	SMU	63 45
												255	H	UCF	50 64
												256	H	Rice	59 58
												268	A	Cincinnati	66 69
												268	H	Cincinnati	73 76
												270	A	A&M-Corpus Christi	68 66
												323	A	North Texas	46 42
												336	H	Incarinate Word	48 50
LAST 12 Division I GAMES:															
163	A	Temple	60 72	156	A	Memphis	49 84								
156	H	Memphis	58 64	27	H	South Fla.	55 71								
146	H	Tulsa	51 67	146	A	Tulsa	52 74								
51	A	East Carolina	56 79	51	H	East Carolina	46 87								
268	A	Cincinnati	66 69	268	H	Cincinnati	73 76								
43	H	Tulane	46 63	248	A	SMU	63 45								

Non-Div I Games:

Houston

■ Loss, 
 ■ Non-Conf, S Site, 
 ■ Home 
 ■ Away 
 N Neutral



## Houston Baptist

Through Games Of Feb. 15, 2015

Average RPI Win:	259	WON-LOST	WINNING	LAST 10	STRENGTH OF	OPP. STRENGTH	TEAM	ADJ.	CONF.	ADJ CONF.
Average RPI Loss:	202	RECORD	PCT. RANK	GAMES	SCHEDULE	OF SCHEDULE	RPI	RPI	RPI	RPI
DIV. I ONLY	6- 14	283	4- 6	264	320	285	285	28	28	
DIV. I NON-CONF.	2- 5	259	0- 0	113	244	178	178	28	28	
TOTALS	RPI 1-25	RPI 26-50	W-L RECORDS	RPI 51-100	RPI 101-150	RPI 150+				
6- 14	0- 0	0- 0	OVERALL	0- 2	1- 0	5- 12				
4- 4	0- 0	0- 0	HOME	0- 0	0- 0	4- 4				
2- 10	0- 0	0- 0	AWAY	0- 2	1- 0	1- 8				
0- 0	0- 0	0- 0	NEUTRAL	0- 0	0- 0	0- 0				
2- 5	0- 0	0- 0	NON-CONFERENCE	0- 2	1- 0	1- 3				
0- 1	0- 0	0- 0	HOME	0- 0	0- 0	0- 1				
2- 4	0- 0	0- 0	AWAY	0- 2	1- 0	1- 2				
0- 0	0- 0	0- 0	NEUTRAL	0- 0	0- 0	0- 0				
4- 9	0- 0	0- 0	CONFERENCE	0- 0	0- 0	4- 9				
4- 3	0- 0	0- 0	HOME	0- 0	0- 0	4- 3				
0- 6	0- 0	0- 0	AWAY	0- 0	0- 0	0- 6				
0- 0	0- 0	0- 0	NEUTRAL	0- 0	0- 0	0- 0				

RPI S	Opponent	Score	RPI S	Opponent	Score	RPI S	Opponent	Score	RPI S	Opponent	Score	Team's RPI: 285
79	A TCU	64	87	132	A Texas St.	61	56	154	A Stephen F. Austin	67	72	
100	A Texas Tech	59	60	184	A Lamar	62	79	184	H Lamar	64	80	
				191	A Texas-Arlington	73	83	197	A Tex.-Pan American	72	75	
				203	H Texas Southern	80	92	215	H Northwestern St.	68	78	
				225	A Nicholls St.	58	70	232	A McNeese St.	57	60	
				249	A UTEP	87	77	260	H Abilene Christian	50	53	
				261	H Central Ark.	58	37	270	H A&M-Corpus Christi	59	54	
				303	A Sam Houston St.	67	74	303	H Sam Houston St.	66	61	
				306	A Southeastern La.	59	67	340	H New Orleans	63	45	
LAST 12 Division I GAMES:												
303	H Sam Houston St.	66	61	184	H Lamar	64	80					
184	A Lamar	62	79	340	H New Orleans	63	45					
154	A Stephen F. Austin	67	72	261	H Central Ark.	58	37					
270	H A&M-Corpus Christi	59	54	306	A Southeastern La.	59	67					
303	A Sam Houston St.	67	74	225	A Nicholls St.	58	70					
260	H Abilene Christian	50	53	232	A McNeese St.	57	60					

Non-Div I Games: McMurry 69 49 Arlington Baptist 92 62 Huston-Tillotson 86 36 S'western Assemblies 85 57  
Houston Baptist

Loss, Non-Conf, S Site, H Home A Away N Neutral



Average RPI Win: <b>332</b>	WON-LOST	WINNING	LAST 10	STRENGTH OF	OPP. STRENGTH	TEAM	ADJ.	CONF.	ADJ CONF.
Average RPI Loss: <b>190</b>	RECORD	PCT. RANK	GAMES	SCHEDULE	OF SCHEDULE	RPI	RPI	RPI	RPI
DIV. I ONLY	3- 21	338	0- 5	300	269	343	343	31	31
DIV. I NON-CONF.	0- 13	339	0- 2	105	130	314	314	29	29
TOTALS	RPI 1-25	RPI 26-50	W-L RECORDS	RPI 51-100	RPI 101-150	RPI 150+			
3- 21	0- 1	0- 2	OVERALL	0- 3	0- 1	3- 14			
3- 6	0- 0	0- 0	HOME	0- 1	0- 0	3- 5			
0- 13	0- 0	0- 0	AWAY	0- 0	0- 0	0- 1			
0- 2	0- 0	0- 0	NEUTRAL	0- 0	0- 0	0- 2			
0- 13	0- 1	0- 2	NON-CONFERENCE	0- 2	0- 1	0- 7			
0- 3	0- 0	0- 0	HOME	0- 1	0- 0	0- 2			
0- 8	0- 1	0- 2	AWAY	0- 1	0- 1	0- 3			
0- 2	0- 0	0- 0	NEUTRAL	0- 0	0- 0	0- 2			
3- 8	0- 0	0- 0	CONFERENCE	0- 1	0- 0	3- 7			
3- 3	0- 0	0- 0	HOME	0- 0	0- 0	3- 3			
0- 5	0- 0	0- 0	AWAY	0- 1	0- 0	0- 4			
0- 0	0- 0	0- 0	NEUTRAL	0- 0	0- 0	0- 0			

RPI 1-25				RPI 26-50				RPI 51-100				RPI 101+ Team's RPI: 343			
RPI	S	Opponent	Score	RPI	S	Opponent	Score	RPI	S	Opponent	Score	RPI	S	Opponent	Score
14	A	North Carolina	49 83	47	A	St. Mary's (CA)	55 80	53	H	Duquesne	63 89	103	A	Virginia	53 74
				48	A	Iowa St.	44 90	97	A	Hampton	61 80	155	A	Old Dominion	54 75
								98	A	Cornell	56 75	163	H	Temple	48 78
												187	A	La Salle	64 65
												209	N	Wyoming	53 67
												214	H	N.C. A&T	69 80
												217	H	New Hampshire	68 78
												229	N	Brown	68 80
												257	A	Bethune-Cookman	53 61
												273	A	Norfolk St.	71 90
												289	H	Morgan St.	64 77
												313	A	LIU Brooklyn	74 83
												327	H	UMES	92 90
												331	H	N.C. Central	70 65
												334	A	Florida A&M	51 65
												339	A	Coppin St.	61 75
												339	H	Coppin St.	68 66
												346	H	Delaware St.	50 58
LAST 12 Division I GAMES:															
229	N	Brown	68 80	289	H	Morgan St.	64 77								
187	A	La Salle	64 65	257	A	Bethune-Cookman	53 61								
339	A	Coppin St.	61 75	334	A	Florida A&M	51 65								
97	A	Hampton	61 80	346	H	Delaware St.	50 58								
273	A	Norfolk St.	71 90	339	H	Coppin St.	68 66								
327	H	UMES	92 90	98	A	Cornell	56 75								

Non-Div I Games:

Howard



Average RPI Win:	260	WON-LOST	WINNING	LAST 10	STRENGTH OF	OPP. STRENGTH	TEAM	ADJ.	CONF.	ADJ CONF.
Average RPI Loss:	181	RECORD	PCT. RANK	GAMES	SCHEDULE	OF SCHEDULE	RPI	RPI	RPI	RPI
DIV. I ONLY	7- 17	284	3- 7	267	275	298	298	25	25	
DIV. I NON-CONF.	4- 7	220	0- 0	322	264	297	297	25	25	
TOTALS	RPI 1-25	RPI 26-50	W-L RECORDS	RPI 51-100	RPI 101-150	RPI 150+				
7- 17	0- 0	0- 0	OVERALL	0- 6	0- 1	7- 10				
5- 7	0- 0	0- 0	HOME	0- 2	0- 0	5- 5				
2- 10	0- 0	0- 0	AWAY	0- 4	0- 1	2- 5				
0- 0	0- 0	0- 0	NEUTRAL	0- 0	0- 0	0- 0				
4- 7	0- 0	0- 0	NON-CONFERENCE	0- 2	0- 1	4- 4				
3- 2	0- 0	0- 0	HOME	0- 0	0- 0	3- 2				
1- 5	0- 0	0- 0	AWAY	0- 2	0- 1	1- 2				
0- 0	0- 0	0- 0	NEUTRAL	0- 0	0- 0	0- 0				
3- 10	0- 0	0- 0	CONFERENCE	0- 4	0- 0	3- 6				
2- 5	0- 0	0- 0	HOME	0- 2	0- 0	2- 3				
1- 5	0- 0	0- 0	AWAY	0- 2	0- 0	1- 3				
0- 0	0- 0	0- 0	NEUTRAL	0- 0	0- 0	0- 0				

RPI 1-25				RPI 26-50				RPI 51-100				RPI 101+ Team's RPI: 298			
RPI	S	Opponent	Score	RPI	S	Opponent	Score	RPI	S	Opponent	Score	RPI	S	Opponent	Score
								61	A	West Virginia	48 82	145	A	Indiana	37 80
								71	A	South Dakota St.	68 89	157	H	Northern Ky.	65 59
								71	H	South Dakota St.	64 65	181	H	Oral Roberts	73 63
								80	A	South Dakota	80 91	201	A	USC Upstate	73 85
								80	H	South Dakota	72 73	224	A	Western Ill.	55 59
								88	A	Illinois	63 70	224	H	Western Ill.	85 98
												233	H	Detroit	74 81
												235	H	Oakland	84 92
												239	A	IUPUI	68 78
												239	H	IUPUI	68 78
												247	H	Evansville	77 59
												265	A	North Dakota St.	60 81
												278	H	Milwaukee	78 72
												301	H	Omaha	70 59
												310	A	Denver	68 51
												310	H	Denver	75 82
												317	A	Coastal Caro.	63 90
												345	A	Chicago St.	79 62
LAST 12 Division I GAMES:															
				310	A	Denver	68 51					310	H	Denver	75 82
				239	H	IUPUI	68 78					80	H	South Dakota	72 73
				71	A	South Dakota St.	68 89					265	A	North Dakota St.	60 81
				80	A	South Dakota	80 91					181	H	Oral Roberts	73 63
				224	A	Western Ill.	55 59					71	H	South Dakota St.	64 65
				301	H	Omaha	70 59					239	A	IUPUI	68 78

Non-Div I Games: Grace (IN) 90 51 Trine 99 61

IPFW

Loss, Non-Conf, S Site, H Home A Away N Neutral



Average RPI Win: <b>240</b>	WON-LOST	WINNING	LAST 10	STRENGTH OF	OPP. STRENGTH	TEAM	ADJ.	CONF.	ADJ CONF.
Average RPI Loss: <b>182</b>	RECORD	PCT. RANK	GAMES	SCHEDULE	OF SCHEDULE	RPI	RPI	RPI	RPI
DIV. I ONLY	10- 13	217	6- 4	211	293	239	239	25	25
DIV. I NON-CONF.	3- 8	263	0- 0	130	259	269	269	25	25
TOTALS	RPI 1-25	RPI 26-50	W-L RECORDS	RPI 51-100	RPI 101-150	RPI 150+			
10- 13	0- 1	0- 0	OVERALL	2- 0	0- 2	8- 10			
8- 3	0- 1	0- 0	HOME	2- 0	0- 0	6- 2			
2- 8	0- 0	0- 0	AWAY	0- 0	0- 1	2- 6			
0- 2	0- 0	0- 0	NEUTRAL	0- 0	0- 0	0- 2			
3- 8	0- 1	0- 0	NON-CONFERENCE	0- 0	0- 2	3- 5			
3- 2	0- 1	0- 0	HOME	0- 0	0- 0	3- 1			
0- 4	0- 0	0- 0	AWAY	0- 0	0- 2	0- 2			
0- 2	0- 0	0- 0	NEUTRAL	0- 0	0- 0	0- 2			
7- 5	0- 0	0- 0	CONFERENCE	2- 0	0- 0	5- 5			
5- 1	0- 0	0- 0	HOME	2- 0	0- 0	3- 1			
2- 4	0- 0	0- 0	AWAY	0- 0	0- 0	2- 4			
0- 0	0- 0	0- 0	NEUTRAL	0- 0	0- 0	0- 0			

RPI 1-25				RPI 26-50				RPI 51-100				RPI 101+ Team's RPI: 239			
RPI	S	Opponent	Score	RPI	S	Opponent	Score	RPI	S	Opponent	Score	RPI	S	Opponent	Score
8	H	Louisville	69 89					71	H	South Dakota St.	68 67	105	A	Michigan St.	45 64
								80	H	South Dakota	68 43	145	A	Indiana	55 68
												157	A	Northern Ky.	43 57
												158	H	Indiana St.	60 61
												173	H	SIUE	87 76
												181	A	Oral Roberts	72 84
												194	A	Missouri St.	58 68
												203	N	Texas Southern	61 71
												204	N	Montana St.	74 80
												224	A	Western Ill.	62 73
												224	H	Western Ill.	62 69
												247	H	Evansville	62 50
												265	A	North Dakota St.	63 68
												298	A	IPFW	78 68
												298	H	IPFW	78 68
												301	A	Omaha	49 66
												301	H	Omaha	68 49
												310	A	Denver	68 64
												310	H	Denver	71 54
												312	H	Eastern Ill.	66 44
LAST 12 Division I GAMES:															
224	H	Western Ill.	62 69	310	H	Denver	71 54								
298	A	IPFW	78 68	301	A	Omaha	49 66								
310	A	Denver	68 64	181	A	Oral Roberts	72 84								
301	H	Omaha	68 49	71	H	South Dakota St.	68 67								
224	A	Western Ill.	62 73	265	A	North Dakota St.	63 68								
80	H	South Dakota	68 43	298	H	IPFW	78 68								

Non-Div I Games: Ind.-Southeast 95 45 Ind.-Kokomo 102 44

IUPUI

Loss, Non-Conf, S Site, H Home A Away N Neutral



## Idaho

Through Games Of Feb. 15, 2015

Average RPI Win:	273	WON-LOST	WINNING	LAST 10	STRENGTH OF	OPP. STRENGTH	TEAM	ADJ.	CONF.	ADJ CONF.
Average RPI Loss:	125	RECORD	PCT. RANK	GAMES	SCHEDULE	OF SCHEDULE	RPI	RPI	RPI	RPI
DIV. I ONLY	8- 13	242	2- 2	182	213	206	206	21	21	
DIV. I NON-CONF.	4- 5	188	1- 1	98	205	94	94	22	22	
TOTALS	RPI 1-25	RPI 26-50	W-L RECORDS	RPI 51-100	RPI 101-150	RPI 150+				
8- 13	0- 2	0- 0	OVERALL	0- 1	0- 6	8- 4				
2- 4	0- 0	0- 0	HOME	0- 1	0- 2	2- 1				
5- 9	0- 2	0- 0	AWAY	0- 0	0- 4	5- 3				
1- 0	0- 0	0- 0	NEUTRAL	0- 0	0- 0	1- 0				
4- 5	0- 2	0- 0	NON-CONFERENCE	0- 1	0- 2	4- 0				
0- 1	0- 0	0- 0	HOME	0- 1	0- 0	0- 0				
3- 4	0- 2	0- 0	AWAY	0- 0	0- 2	3- 0				
1- 0	0- 0	0- 0	NEUTRAL	0- 0	0- 0	1- 0				
4- 8	0- 0	0- 0	CONFERENCE	0- 0	0- 4	4- 4				
2- 3	0- 0	0- 0	HOME	0- 0	0- 2	2- 1				
2- 5	0- 0	0- 0	AWAY	0- 0	0- 2	2- 3				
0- 0	0- 0	0- 0	NEUTRAL	0- 0	0- 0	0- 0				

RPI 1-25				RPI 26-50				RPI 51-100				RPI 101+ Team's RPI: 206			
RPI	S	Opponent	Score	RPI	S	Opponent	Score	RPI	S	Opponent	Score	RPI	S	Opponent	Score
2	A	Baylor	70 88					66	H	San Diego	52 58	108	A	CSUN	50 67
10	A	Oregon St.	53 75									115	A	North Dakota	62 68
												118	H	Montana	74 87
												121	A	Toledo	67 80
												150	A	Sacramento St.	84 92
												150	H	Sacramento St.	89 107
												153	A	Eastern Wash.	65 71
												153	H	Eastern Wash.	71 58
												183	A	Northern Colo.	52 70
												204	H	Montana St.	65 76
												209	A	Wyoming	77 66
												241	A	Idaho St.	50 71
												243	A	Weber St.	67 60
												305	N	Southeast Mo. St.	78 62
												308	A	Portland St.	69 49
												308	H	Portland St.	77 49
												319	A	Seattle	65 50
												335	A	UC Santa Barbara	47 44
LAST 12 Division I GAMES:															
209	A	Wyoming	77 66	153	H	Eastern Wash.	71 58								
66	H	San Diego	52 58	183	A	Northern Colo.	52 70								
150	A	Sacramento St.	84 92	115	A	North Dakota	62 68								
308	A	Portland St.	69 49	308	H	Portland St.	77 49								
118	H	Montana	74 87	150	H	Sacramento St.	89 107								
204	H	Montana St.	65 76	153	A	Eastern Wash.	65 71								

Non-Div I Games: Multnomah 104 19 Lewis-Clark St. 74 48

Idaho

Loss, Non-Conf, S Site, H Home A Away N Neutral



Average RPI Win:	245	WON-LOST	WINNING	LAST 10	STRENGTH OF	OPP. STRENGTH	TEAM	ADJ.	CONF.	ADJ CONF.
Average RPI Loss:	166	RECORD	PCT. RANK	GAMES	SCHEDULE	OF SCHEDULE	RPI	RPI	RPI	RPI
DIV. I ONLY	9- 13	226	4- 6	236	248	241	241	21	21	
DIV. I NON-CONF.	3- 6	233	0- 0	233	222	259	259	22	22	
TOTALS	RPI 1-25	RPI 26-50	W-L RECORDS	RPI 51-100	RPI 101-150	RPI 150+				
9- 13	0- 0	0- 1	OVERALL	0- 2	1- 3	8- 7				
5- 4	0- 0	0- 0	HOME	0- 1	1- 1	4- 2				
3- 8	0- 0	0- 1	AWAY	0- 1	0- 2	3- 4				
1- 1	0- 0	0- 0	NEUTRAL	0- 0	0- 0	1- 1				
3- 6	0- 0	0- 1	NON-CONFERENCE	0- 2	0- 1	3- 2				
1- 2	0- 0	0- 0	HOME	0- 1	0- 1	1- 0				
1- 3	0- 0	0- 1	AWAY	0- 1	0- 0	1- 1				
1- 1	0- 0	0- 0	NEUTRAL	0- 0	0- 0	1- 1				
6- 7	0- 0	0- 0	CONFERENCE	0- 0	1- 2	5- 5				
4- 2	0- 0	0- 0	HOME	0- 0	1- 0	3- 2				
2- 5	0- 0	0- 0	AWAY	0- 0	0- 2	2- 3				
0- 0	0- 0	0- 0	NEUTRAL	0- 0	0- 0	0- 0				

RPI 1-25			RPI 26-50			RPI 51-100			RPI 101+ Team's RPI: 241		
RPI	S	Opponent	Score	RPI	S	Opponent	Score	RPI	S	Opponent	Score
				41	A	Gonzaga	63 88	68	A	Washington St.	34 84
								72	H	Drake	66 80
								115	H	North Dakota	75 69
								118	A	Montana	65 77
								124	H	Boise St.	62 86
								150	A	Sacramento St.	53 84
								153	H	Eastern Wash.	75 88
								183	H	Northern Colo.	70 61
								204	A	Montana St.	65 62
								206	H	Idaho	71 50
								218	N	San Diego St.	53 68
								231	A	Southern Utah	75 76
								231	H	Southern Utah	61 68
								242	A	Utah	40 59
								243	A	Weber St.	57 63
								266	A	Northern Ariz.	47 64
								266	H	Northern Ariz.	69 68
								272	N	Houston	73 67
								308	A	Portland St.	65 53
								319	A	Seattle	63 55
								328	H	Utah Valley	68 67
LAST 12 Division I GAMES:											
231	A	Southern Utah	75 76	150	A	Sacramento St.	53 84				
266	A	Northern Ariz.	47 64	266	H	Northern Ariz.	69 68				
243	A	Weber St.	57 63	231	H	Southern Utah	61 68				
115	H	North Dakota	75 69	118	A	Montana	65 77				
183	H	Northern Colo.	70 61	204	A	Montana St.	65 62				
308	A	Portland St.	65 53	153	H	Eastern Wash.	75 88				

Non-Div I Games: Col. of Idaho 81 48 Northwest Nazarene 88 69

Idaho St.

■ Loss, 
 ■ Non-Conf, 
 ■ S Site, 
 ■ H Home 
 ■ A Away 
 N Neutral



## Ill.-Chicago

Through Games Of Feb. 15, 2015

Average RPI Win:	253	WON-LOST	WINNING	LAST 10	STRENGTH OF	OPP. STRENGTH	TEAM	ADJ.	CONF.	ADJ CONF.
Average RPI Loss:	126	RECORD	PCT. RANK	GAMES	SCHEDULE	OF SCHEDULE	RPI	RPI	RPI	RPI
DIV. I ONLY	12- 10	143	4- 6	253	220	211	211	12	12	
DIV. I NON-CONF.	8- 3	71	0- 0	282	317	141	141	13	13	
TOTALS	RPI 1-25	RPI 26-50	W-L RECORDS	RPI 51-100	RPI 101-150	RPI 150+				
12- 10	0- 1	0- 2	OVERALL	1- 2	0- 1	11- 4				
7- 5	0- 1	0- 0	HOME	0- 2	0- 1	7- 1				
5- 3	0- 0	0- 1	AWAY	1- 0	0- 0	4- 2				
0- 2	0- 0	0- 1	NEUTRAL	0- 0	0- 0	0- 1				
8- 3	0- 0	0- 2	NON-CONFERENCE	0- 0	0- 0	8- 1				
6- 0	0- 0	0- 0	HOME	0- 0	0- 0	6- 0				
2- 1	0- 0	0- 1	AWAY	0- 0	0- 0	2- 0				
0- 2	0- 0	0- 1	NEUTRAL	0- 0	0- 0	0- 1				
4- 7	0- 1	0- 0	CONFERENCE	1- 2	0- 1	3- 3				
1- 5	0- 1	0- 0	HOME	0- 2	0- 1	1- 1				
3- 2	0- 0	0- 0	AWAY	1- 0	0- 0	2- 2				
0- 0	0- 0	0- 0	NEUTRAL	0- 0	0- 0	0- 0				

RPI 1-25				RPI 26-50				RPI 51-100				RPI 101+ Team's RPI: 211			
RPI	S	Opponent	Score	RPI	S	Opponent	Score	RPI	S	Opponent	Score	RPI	S	Opponent	Score
23	H	Green Bay	45 64	32	N	Mississippi St.	36 73	63	A	Youngstown St.	66 63	110	H	Cleveland St.	73 75
				37	A	Northwestern	40 61	63	H	Youngstown St.	66 69	155	N	Old Dominion	55 61
								91	H	Wright St.	63 74	173	H	SIUE	63 52
												224	H	Western Ill.	67 54
												233	A	Detroit	65 70
												233	H	Detroit	68 76
												235	A	Oakland	75 60
												251	H	Northern Ill.	61 47
												259	A	Valparaiso	86 56
												259	H	Valparaiso	60 42
												278	A	Milwaukee	63 64
												295	H	Loyola Chicago	63 28
												300	A	Miami (OH)	72 69
												312	A	Eastern Ill.	78 66
												314	H	Bradley	71 43
												345	H	Chicago St.	70 44
LAST 12 Division I GAMES:															
				91	H	Wright St.	63 74	278	A	Milwaukee	63 64				
				233	H	Detroit	68 76	235	A	Oakland	75 60				
				63	A	Youngstown St.	66 63	233	A	Detroit	65 70				
				110	H	Cleveland St.	73 75	259	A	Valparaiso	86 56				
				23	H	Green Bay	45 64	63	H	Youngstown St.	66 69				
				259	H	Valparaiso	60 42	295	H	Loyola Chicago	63 28				

Non-Div I Games: Robert Morris-S'fiel04 26 Ill.-Springfield 61 44

Ill.-Chicago

Loss, Non-Conf, S Site, H Home A Away N Neutral



Average RPI Win:	150	WON-LOST	WINNING	LAST 10	STRENGTH OF	OPP. STRENGTH	TEAM	ADJ.	CONF.	ADJ CONF.
Average RPI Loss:	59	RECORD	PCT. RANK	GAMES	SCHEDULE	OF SCHEDULE	RPI	RPI	RPI	RPI
DIV. I ONLY	13- 13	173	2- 8	28	40	88	88	4	4	
DIV. I NON-CONF.	9- 3	60	0- 0	79	118	49	49	2	2	
TOTALS	RPI 1-25	RPI 26-50	W-L RECORDS	RPI 51-100	RPI 101-150	RPI 150+				
13- 13	2- 2	2- 6	OVERALL	0- 2	2- 3	7- 0				
9- 4	1- 0	2- 2	HOME	0- 1	1- 1	5- 0				
3- 7	0- 1	0- 3	AWAY	0- 1	1- 2	2- 0				
1- 2	1- 1	0- 1	NEUTRAL	0- 0	0- 0	0- 0				
9- 3	1- 1	0- 2	NON-CONFERENCE	0- 0	2- 0	6- 0				
6- 0	0- 0	0- 0	HOME	0- 0	1- 0	5- 0				
2- 1	0- 0	0- 1	AWAY	0- 0	1- 0	1- 0				
1- 2	1- 1	0- 1	NEUTRAL	0- 0	0- 0	0- 0				
4- 10	1- 1	2- 4	CONFERENCE	0- 2	0- 3	1- 0				
3- 4	1- 0	2- 2	HOME	0- 1	0- 1	0- 0				
1- 6	0- 1	0- 2	AWAY	0- 1	0- 2	1- 0				
0- 0	0- 0	0- 0	NEUTRAL	0- 0	0- 0	0- 0				

RPI 1-25				RPI 26-50				RPI 51-100				Team's RPI: 88	RPI 101+			
RPI	S	Opponent	Score	RPI	S	Opponent	Score	RPI	S	Opponent	Score		RPI	S	Opponent	Score
5	A	Maryland	54 74	27	N	South Fla.	61 67	54	A	Michigan	57 70		103	H	Virginia	86 63
7	H	Iowa	73 61	33	A	Nebraska	57 59	94	H	Purdue	55 62		104	A	Southern Ill.	86 42
9	N	Kentucky	77 71	33	H	Nebraska	53 58						105	A	Michigan St.	56 63
19	N	Oklahoma	76 78	36	H	Ohio St.	66 55						135	H	Wisconsin	62 73
				37	A	Northwestern	58 64						145	A	Indiana	58 85
				37	H	Northwestern	67 68						156	H	Memphis	60 58
				40	H	Minnesota	95 69						168	H	Robert Morris	66 48
				44	A	Seton Hall	72 82						193	A	Penn St.	91 76
LAST 12 Division I GAMES:																
				36	H	Ohio St.	66 55	54	A	Michigan	57 70					
				145	A	Indiana	58 85	37	H	Northwestern	67 68					
				37	A	Northwestern	58 64	5	A	Maryland	54 74					
				40	H	Minnesota	95 69	105	A	Michigan St.	56 63					
				135	H	Wisconsin	62 73	33	H	Nebraska	53 58					
				33	A	Nebraska	57 59	7	H	Iowa	73 61					

Non-Div I Games:

Illinois



Average RPI Win:	295	WON-LOST	WINNING	LAST 10	STRENGTH OF	OPP. STRENGTH	TEAM	ADJ.	CONF.	ADJ CONF.
Average RPI Loss:	141	RECORD	PCT. RANK	GAMES	SCHEDULE	OF SCHEDULE	RPI	RPI	RPI	RPI
DIV. I ONLY	1- 23	348	1- 9	101	187	318	318	18	18	
DIV. I NON-CONF.	0- 11	339	0- 0	67	165	298	298	16	16	
TOTALS	RPI 1-25	RPI 26-50	W-L RECORDS	RPI 51-100	RPI 101-150	RPI 150+				
1- 23	0- 1	0- 1	OVERALL	0- 5	0- 7	1- 9				
1- 12	0- 1	0- 0	HOME	0- 2	0- 4	1- 5				
0- 10	0- 0	0- 1	AWAY	0- 3	0- 2	0- 4				
0- 1	0- 0	0- 0	NEUTRAL	0- 0	0- 1	0- 0				
0- 11	0- 1	0- 1	NON-CONFERENCE	0- 2	0- 4	0- 3				
0- 6	0- 1	0- 0	HOME	0- 1	0- 2	0- 2				
0- 4	0- 0	0- 1	AWAY	0- 1	0- 1	0- 1				
0- 1	0- 0	0- 0	NEUTRAL	0- 0	0- 1	0- 0				
1- 12	0- 0	0- 0	CONFERENCE	0- 3	0- 3	1- 6				
1- 6	0- 0	0- 0	HOME	0- 1	0- 2	1- 3				
0- 6	0- 0	0- 0	AWAY	0- 2	0- 1	0- 3				
0- 0	0- 0	0- 0	NEUTRAL	0- 0	0- 0	0- 0				

RPI S	Opponent	Score	RPI S	Opponent	Score	RPI S	Opponent	Score	RPI S	Opponent	Score	Team's RPI: 318
11	H Arizona St.	44 89	42	A Miami (FL)	44 95	56	A Wichita St.	38 85	104	H Southern Ill.	56 65	
						59	H DePaul	62 99	111	A UNI	43 71	
						72	A Drake	51 86	111	H UNI	52 59	
						72	H Drake	47 70	120	N Buffalo	60 68	
						76	A Colorado St.	49 70	126	H Butler	60 72	
									135	A Wisconsin	60 71	
									147	H UT Martin	46 79	
									157	H Northern Ky.	48 59	
									158	A Indiana St.	65 74	
									158	H Indiana St.	36 60	
									194	A Missouri St.	35 58	
									247	A Evansville	52 69	
									247	H Evansville	50 62	
									251	A Northern Ill.	51 55	
									280	H Bowling Green	54 58	
									295	H Loyola Chicago	72 56	
									314	H Bradley	55 58	
LAST 12 Division I GAMES:												
247	A Evansville	52 69	194	A Missouri St.	35 58							
158	A Indiana St.	65 74	56	A Wichita St.	38 85							
72	H Drake	47 70	158	H Indiana St.	36 60							
111	H UNI	52 59	247	H Evansville	50 62							
295	H Loyola Chicago	72 56	111	A UNI	43 71							
314	H Bradley	55 58	72	A Drake	51 86							

Non-Div I Games:

Illinois St.



Average RPI Win:	306	WON-LOST	WINNING	LAST 10	STRENGTH OF	OPP. STRENGTH	TEAM	ADJ.	CONF.	ADJ CONF.
Average RPI Loss:	207	RECORD	PCT. RANK	GAMES	SCHEDULE	OF SCHEDULE	RPI	RPI	RPI	RPI
DIV. I ONLY	3- 16	326	1- 9	292	305	336	336	28	28	
DIV. I NON-CONF.	1- 6	316	0- 0	243	172	295	295	28	28	
TOTALS	RPI 1-25	RPI 26-50	W-L RECORDS	RPI 51-100	RPI 101-150	RPI 150+				
3- 16	0- 0	0- 0	OVERALL	0- 2	0- 1	3- 13				
2- 5	0- 0	0- 0	HOME	0- 0	0- 0	2- 5				
1- 10	0- 0	0- 0	AWAY	0- 0	0- 0	1- 0				
0- 1	0- 0	0- 0	NEUTRAL	0- 1	0- 0	0- 0				
1- 6	0- 0	0- 0	NON-CONFERENCE	0- 2	0- 1	1- 3				
0- 1	0- 0	0- 0	HOME	0- 0	0- 0	0- 1				
1- 4	0- 0	0- 0	AWAY	0- 1	0- 1	1- 2				
0- 1	0- 0	0- 0	NEUTRAL	0- 1	0- 0	0- 0				
2- 10	0- 0	0- 0	CONFERENCE	0- 0	0- 0	2- 10				
2- 4	0- 0	0- 0	HOME	0- 0	0- 0	2- 4				
0- 6	0- 0	0- 0	AWAY	0- 0	0- 0	0- 6				
0- 0	0- 0	0- 0	NEUTRAL	0- 0	0- 0	0- 0				

RPI S	Opponent	Score	RPI S	Opponent	Score	RPI S	Opponent	Score	RPI S	Opponent	Score
						81 N	Fordham	42 74	145 A	Indiana	49 85
						85 A	Kansas	46 68	154 H	Stephen F. Austin	47 64
									177 A	UTSA	31 57
									184 H	Lamar	45 67
									197 A	Tex.-Pan American	61 65
									215 A	Northwestern St.	51 73
									225 A	Nicholls St.	34 67
									225 H	Nicholls St.	58 69
									232 H	McNeese St.	101 104
									260 A	Abilene Christian	54 78
									261 A	Central Ark.	49 58
									270 A	A&M-Corpus Christi	54 63
									272 A	Houston	50 48
									296 H	Grand Canyon	67 72
									303 A	Sam Houston St.	55 59
									306 H	Southeastern La.	82 70
									340 H	New Orleans	71 59
LAST 12 Division I GAMES:											
261 A	Central Ark.	49 58	260 A	Abilene Christian	54 78						
154 H	Stephen F. Austin	47 64	232 H	McNeese St.	101 104						
184 H	Lamar	45 67	306 H	Southeastern La.	82 70						
225 H	Nicholls St.	58 69	215 A	Northwestern St.	51 73						
225 A	Nicholls St.	34 67	340 H	New Orleans	71 59						
270 A	A&M-Corpus Christi	54 63	303 A	Sam Houston St.	55 59						

Non-Div I Games: St. Thomas (TX) 64 49 Texas Wesleyan 66 74 Our Lady Of The Lak92 104 Texas Lutheran 62 41

Incarnate Word

Loss, Non-Conf, S Site, H Home A Away N Neutral



## Indiana

Through Games Of Feb. 15, 2015

Average RPI Win:	199	WON-LOST	WINNING	LAST 10	STRENGTH OF	OPP. STRENGTH	TEAM	ADJ.	CONF.	ADJ CONF.
Average RPI Loss:	68	RECORD	PCT. RANK	GAMES	SCHEDULE	OF SCHEDULE	RPI	RPI	RPI	RPI
DIV. I ONLY	14- 11	133	3- 7	156	60	145	145	4	4	
DIV. I NON-CONF.	10- 1	17	0- 0	308	306	101	101	2	2	
TOTALS	RPI 1-25	RPI 26-50	W-L RECORDS	RPI 51-100	RPI 101-150	RPI 150+				
14- 11	0- 2	0- 5	OVERALL	2- 1	4- 1	8- 2				
11- 5	0- 1	0- 3	HOME	2- 0	3- 0	6- 1				
3- 6	0- 1	0- 2	AWAY	0- 1	1- 1	2- 1				
0- 0	0- 0	0- 0	NEUTRAL	0- 0	0- 0	0- 0				
10- 1	0- 0	0- 0	NON-CONFERENCE	0- 0	2- 0	8- 1				
7- 1	0- 0	0- 0	HOME	0- 0	1- 0	6- 1				
3- 0	0- 0	0- 0	AWAY	0- 0	1- 0	2- 0				
0- 0	0- 0	0- 0	NEUTRAL	0- 0	0- 0	0- 0				
4- 10	0- 2	0- 5	CONFERENCE	2- 1	2- 1	0- 1				
4- 4	0- 1	0- 3	HOME	2- 0	2- 0	0- 0				
0- 6	0- 1	0- 2	AWAY	0- 1	0- 1	0- 1				
0- 0	0- 0	0- 0	NEUTRAL	0- 0	0- 0	0- 0				

RPI	S	Opponent	Score	RPI	S	Opponent	Score	RPI	S	Opponent	Score	RPI	S	Opponent	Score	Team's RPI: 145
5	H	Maryland	74 84	35	H	Rutgers	51 66	88	H	Illinois	85 58	102	A	Boston College	76 67	
7	A	Iowa	64 81	36	A	Ohio St.	70 78	94	A	Purdue	64 86	105	A	Michigan St.	57 72	
				36	H	Ohio St.	49 103	94	H	Purdue	72 55	105	H	Michigan St.	70 51	
				37	H	Northwestern	69 75					114	H	East Tenn. St.	97 69	
				40	A	Minnesota	61 65					135	H	Wisconsin	69 52	
												158	H	Indiana St.	61 65	
												193	A	Penn St.	75 79	
												219	H	Morehead St.	98 57	
												235	A	Oakland	88 61	
												239	H	IUPUI	68 55	
												259	H	Valparaiso	81 49	
												278	A	Milwaukee	82 56	
												281	H	Gardner-Webb	115 54	
												298	H	IPFW	80 37	
												336	H	Incarinate Word	85 49	
LAST 12 Division I GAMES:																
7	A	Iowa	64 81	5	H	Maryland	74 84									
88	H	Illinois	85 58	193	A	Penn St.	75 79									
36	A	Ohio St.	70 78	40	A	Minnesota	61 65									
37	H	Northwestern	69 75	135	H	Wisconsin	69 52									
94	H	Purdue	72 55	36	H	Ohio St.	49 103									
105	A	Michigan St.	57 72	94	A	Purdue	64 86									

Non-Div I Games:

Indiana

■ Loss, 
 ■ Non-Conf, 
 S Site, 
 ■ Home 
 ■ Away 
 N Neutral



Average RPI Win:	224	WON-LOST	WINNING	LAST 10	STRENGTH OF	OPP. STRENGTH	TEAM	ADJ.	CONF.	ADJ CONF.
Average RPI Loss:	123	RECORD	PCT. RANK	GAMES	SCHEDULE	OF SCHEDULE	RPI	RPI	RPI	RPI
DIV. I ONLY	15- 8	87	3- 2	305	128	158	158	18	18	
DIV. I NON-CONF.	9- 1	21	0- 0	162	106	37	37	16	16	
TOTALS	RPI 1-25	RPI 26-50	W-L RECORDS	RPI 51-100	RPI 101-150	RPI 150+				
15- 8	0- 0	0- 1	OVERALL	1- 2	5- 3	9- 2				
6- 4	0- 0	0- 1	HOME	0- 1	2- 2	4- 0				
8- 4	0- 0	0- 0	AWAY	1- 1	3- 1	4- 2				
1- 0	0- 0	0- 0	NEUTRAL	0- 0	0- 0	1- 0				
9- 1	0- 0	0- 1	NON-CONFERENCE	1- 0	5- 0	3- 0				
2- 1	0- 0	0- 1	HOME	0- 0	2- 0	0- 0				
6- 0	0- 0	0- 0	AWAY	1- 0	3- 0	2- 0				
1- 0	0- 0	0- 0	NEUTRAL	0- 0	0- 0	1- 0				
6- 7	0- 0	0- 0	CONFERENCE	0- 2	0- 3	6- 2				
4- 3	0- 0	0- 0	HOME	0- 1	0- 2	4- 0				
2- 4	0- 0	0- 0	AWAY	0- 1	0- 1	2- 2				
0- 0	0- 0	0- 0	NEUTRAL	0- 0	0- 0	0- 0				

RPI S	Opponent	Score	RPI S	Opponent	Score	RPI S	Opponent	Score	RPI S	Opponent	Score	Team's RPI: 158
46	H Stetson	52 62	56	A Wichita St.	52 63	104	A Southern Ill.	53 65	104	H Southern Ill.	58 76	
			72	H Drake	65 72	111	H UNI	55 57	114	H East Tenn. St.	76 69	
			87	A St. John's (NY)	73 67	126	A Butler	66 51	138	A Saint Louis	68 58	
						138	H Saint Louis	63 60	145	A Indiana	65 61	
						194	A Missouri St.	66 74	239	A IUPUI	61 60	
						247	H Evansville	67 52	248	N SMU	64 55	
						295	A Loyola Chicago	50 61	295	H Loyola Chicago	64 37	
						314	A Bradley	65 55	314	H Bradley	64 50	
						315	A South Ala.	74 53	318	A Illinois St.	60 36	
						318	H Illinois St.	74 65				
LAST 12 Division I GAMES:												
318	A Illinois St.	60 36	111	H UNI	55 57							
104	H Southern Ill.	58 76	72	H Drake	65 72							
318	H Illinois St.	74 65	104	A Southern Ill.	53 65							
295	A Loyola Chicago	50 61	295	H Loyola Chicago	64 37							
314	A Bradley	65 55	314	H Bradley	64 50							
247	H Evansville	67 52	194	A Missouri St.	66 74							

Non-Div I Games: Indianapolis 62 43

Indiana St.

■ Loss, 
 ■ Non-Conf, S Site, 
 ■ Home 
 ■ Away 
 N Neutral



Average RPI Win: <b>246</b>	WON-LOST	WINNING	LAST 10	STRENGTH OF	OPP. STRENGTH	TEAM	ADJ.	CONF.	ADJ CONF.
Average RPI Loss: <b>148</b>	RECORD	PCT. RANK	GAMES	SCHEDULE	OF SCHEDULE	RPI	RPI	RPI	RPI
DIV. I ONLY	<b>14- 11</b>	<b>133</b>	<b>6- 4</b>	<b>259</b>	<b>237</b>	<b>176</b>	<b>176</b>	<b>24</b>	<b>24</b>
DIV. I NON-CONF.	<b>3- 6</b>	<b>233</b>	<b>0- 0</b>	<b>81</b>	<b>186</b>	<b>188</b>	<b>188</b>	<b>23</b>	<b>23</b>
TOTALS	RPI 1-25	RPI 26-50	W-L RECORDS	RPI 51-100	RPI 101-150	RPI 150+			
14- 11	0- 0	0- 2	OVERALL	1- 2	0- 2	13- 5			
7- 4	0- 0	0- 1	HOME	0- 0	0- 1	7- 2			
7- 7	0- 0	0- 1	AWAY	1- 2	0- 1	6- 3			
0- 0	0- 0	0- 0	NEUTRAL	0- 0	0- 0	0- 0			
3- 6	0- 0	0- 1	NON-CONFERENCE	1- 2	0- 1	2- 2			
2- 2	0- 0	0- 1	HOME	0- 0	0- 0	2- 1			
1- 4	0- 0	0- 0	AWAY	1- 2	0- 1	0- 1			
0- 0	0- 0	0- 0	NEUTRAL	0- 0	0- 0	0- 0			
11- 5	0- 0	0- 1	CONFERENCE	0- 0	0- 1	11- 3			
5- 2	0- 0	0- 0	HOME	0- 0	0- 1	5- 1			
6- 3	0- 0	0- 1	AWAY	0- 0	0- 0	6- 2			
0- 0	0- 0	0- 0	NEUTRAL	0- 0	0- 0	0- 0			

RPI 1-25			RPI 26-50			RPI 51-100			RPI 101+			Team's RPI: 176			
RPI	S	Opponent	Score	RPI	S	Opponent	Score	RPI	S	Opponent	Score	RPI	S	Opponent	Score
30	A	Quinnipiac	74 85	52	A	Pacific	49 64	114	A	East Tenn. St.	64 76				
35	H	Rutgers	58 66	81	A	Fordham	72 51	129	H	Marist	58 63				
				85	A	Kansas	49 90	170	A	Fairfield	66 77				
								179	A	Siena	79 50				
								179	H	Siena	57 50				
								186	H	Stony Brook	73 62				
								205	H	Sacred Heart	80 82				
								216	A	Niagara	83 72				
								252	A	Canisius	80 62				
								252	H	Canisius	85 75				
								255	H	UCF	75 67				
								258	A	Monmouth	74 75				
								258	H	Monmouth	71 58				
								274	A	Rider	71 51				
								274	H	Rider	81 85				
								280	A	Bowling Green	59 80				
								321	A	Manhattan	79 62				
								321	H	Manhattan	60 41				
								338	A	Saint Peter's	67 65				
								338	H	Saint Peter's	77 43				
LAST 12 Division I GAMES:															
179	H	Siena	57 50	252	A	Canisius	80 62								
338	A	Saint Peter's	67 65	216	A	Niagara	83 72								
30	A	Quinnipiac	74 85	274	H	Rider	81 85								
321	H	Manhattan	60 41	179	A	Siena	79 50								
129	H	Marist	58 63	338	H	Saint Peter's	77 43								
170	A	Fairfield	66 77	321	A	Manhattan	79 62								

Non-Div I Games:

Iona

■ Loss, 
 ■ Non-Conf, 
 ■ S Site, 
 ■ H Home 
 ■ A Away 
 N Neutral



Through Games of Feb. 19, 1919										
Average RPI Win:	91	WON-LOST	WINNING	LAST 10	STRENGTH OF	OPP. STRENGTH	TEAM	ADJ.	CONF.	ADJ CONF.
Average RPI Loss:	35	RECORD	PCT. RANK	GAMES	SCHEDULE	OF SCHEDULE	RPI	RPI	RPI	RPI
DIV. I ONLY	21- 4	21	9- 1	11	6	7	7	4	4	
DIV. I NON-CONF.	9- 2	35	0- 0	13	14	9	9	2	2	
-----										
TOTALS	RPI 1-25	RPI 26-50		W-L RECORDS		RPI 51-100	RPI 101-150	RPI 150+		
21- 4	1- 2	8- 1		OVERALL		3- 1	5- 0	4- 0		
14- 0	1- 0	4- 0		HOME		2- 0	3- 0	4- 0		
6- 3	0- 2	3- 0		AWAY		1- 1	2- 0	0- 0		
1- 1	0- 0	1- 1		NEUTRAL		0- 0	0- 0	0- 0		
9- 2	1- 1	2- 1		NON-CONFERENCE		1- 0	2- 0	3- 0		
7- 0	1- 0	1- 0		HOME		0- 0	2- 0	3- 0		
1- 1	0- 1	0- 0		AWAY		1- 0	0- 0	0- 0		
1- 1	0- 0	1- 1		NEUTRAL		0- 0	0- 0	0- 0		
12- 2	0- 1	6- 0		CONFERENCE		2- 1	3- 0	1- 0		
7- 0	0- 0	3- 0		HOME		2- 0	1- 0	1- 0		
5- 2	0- 1	3- 0		AWAY		0- 1	2- 0	0- 0		
0- 0	0- 0	0- 0		NEUTRAL		0- 0	0- 0	0- 0		

RPI	S	Opponent	Score	RPI	S	Opponent	Score	RPI	S	Opponent	Score	RPI	S	Opponent	Score
5	A	Maryland	88 93	33	A	Nebraska	69 61	54	H	Michigan	76 70	105	A	Michigan St.	52 50
8	A	Louisville	52 86	33	H	Nebraska	78 72	72	A	Drake	100 98	111	H	UNI	73 45
15	H	Dayton	90 83	35	A	Rutgers	79 72	88	A	Illinois	61 73	125	H	Colorado	78 63
				36	H	Ohio St.	73 65	94	H	Purdue	73 59	135	A	Wisconsin	87 75
				37	A	Northwestern	102 99					145	H	Indiana	81 64
				37	H	Northwestern	83 70					168	H	Robert Morris	85 67
				38	N	Arkansas	67 77					193	H	Penn St.	77 52
				41	N	Gonzaga	79 67					198	H	Pepperdine	97 68
				48	H	Iowa St.	76 67					201	H	USC Upstate	107 56
LAST 12 Division I GAMES:															
145	H	Indiana	81 64	33	H	Nebraska	78 72								
33	A	Nebraska	69 61	54	H	Michigan	76 70								
135	A	Wisconsin	87 75	105	A	Michigan St.	52 50								
36	H	Ohio St.	73 65	37	H	Northwestern	83 70								
5	A	Maryland	88 93	94	H	Purdue	73 59								
37	A	Northwestern	102 99	88	A	Illinois	61 73								

Non-Div I Games:

Iowa



Average RPI Win:	149	WON-LOST	WINNING	LAST 10	STRENGTH OF	OPP. STRENGTH	TEAM	ADJ.	CONF.	ADJ CONF.
Average RPI Loss:	51	RECORD	PCT. RANK	GAMES	SCHEDULE	OF SCHEDULE	RPI	RPI	RPI	RPI
DIV. I ONLY	15- 9	96	4- 6	34	42	48	48	1	1	
DIV. I NON-CONF.	9- 2	35	0- 0	173	213	59	59	1	1	
TOTALS	RPI 1-25	RPI 26-50	W-L RECORDS	RPI 51-100	RPI 101-150	RPI 150+				
15- 9	0- 3	2- 1	OVERALL	5- 5	1- 0	7- 0				
12- 2	0- 0	1- 0	HOME	4- 2	1- 0	6- 0				
2- 7	0- 3	1- 1	AWAY	1- 3	0- 0	0- 0				
1- 0	0- 0	0- 0	NEUTRAL	0- 0	0- 0	1- 0				
9- 2	0- 1	0- 1	NON-CONFERENCE	1- 0	1- 0	7- 0				
8- 0	0- 0	0- 0	HOME	1- 0	1- 0	6- 0				
0- 2	0- 1	0- 1	AWAY	0- 0	0- 0	0- 0				
1- 0	0- 0	0- 0	NEUTRAL	0- 0	0- 0	1- 0				
6- 7	0- 2	2- 0	CONFERENCE	4- 5	0- 0	0- 0				
4- 2	0- 0	1- 0	HOME	3- 2	0- 0	0- 0				
2- 5	0- 2	1- 0	AWAY	1- 3	0- 0	0- 0				
0- 0	0- 0	0- 0	NEUTRAL	0- 0	0- 0	0- 0				

RPI	S	Opponent	Score	RPI	S	Opponent	Score	Team's RPI: 48	RPI	S	Opponent	Score	RPI	S	Opponent	Score
2	A	Baylor	47 79	28	A	Texas	58 57		58	A	Oklahoma St.	48 60	131	H	UC Riverside	71 54
7	A	Iowa	67 76	28	H	Texas	59 57		58	H	Oklahoma St.	62 63	170	H	Fairfield	76 63
19	A	Oklahoma	66 75	47	A	St. Mary's (CA)	63 67		61	H	West Virginia	61 43	186	H	Stony Brook	74 64
									62	A	Kansas St.	79 59	201	H	USC Upstate	98 76
									62	H	Kansas St.	60 55	209	N	Wyoming	84 63
									72	H	Drake	84 67	268	H	Cincinnati	85 54
									79	A	TCU	84 86	337	H	Ark.-Pine Bluff	82 56
									79	H	TCU	80 62	343	H	Howard	90 44
									85	H	Kansas	56 61				
									100	A	Texas Tech	58 71				
LAST 12 Division I GAMES:																
58	A	Oklahoma St.	48 60	28	A	Texas	58 57									
100	A	Texas Tech	58 71	79	H	TCU	80 62									
61	H	West Virginia	61 43	62	A	Kansas St.	79 59									
19	A	Oklahoma	66 75	2	A	Baylor	47 79									
58	H	Oklahoma St.	62 63	28	H	Texas	59 57									
85	H	Kansas	56 61	79	A	TCU	84 86									

Non-Div I Games:

Iowa St.



Average RPI Win:	<b>297</b>	WON-LOST	WINNING	LAST 10	STRENGTH OF	OPP. STRENGTH	TEAM	ADJ.	CONF.	ADJ CONF.
Average RPI Loss:	<b>211</b>	RECORD	PCT. RANK	GAMES	SCHEDULE	OF SCHEDULE	RPI	RPI	RPI	RPI
DIV. I ONLY	<b>8- 15</b>	<b>256</b>	<b>3- 7</b>	<b>330</b>	<b>347</b>	<b>284</b>	<b>284</b>	<b>33</b>	<b>33</b>	
DIV. I NON-CONF.	<b>3- 8</b>	<b>263</b>	<b>0- 0</b>	<b>207</b>	<b>287</b>	<b>252</b>	<b>252</b>	<b>31</b>	<b>31</b>	
TOTALS	RPI 1-25	RPI 26-50	W-L RECORDS	RPI 51-100	RPI 101-150	RPI 150+				
8- 15	0- 0	0- 0	OVERALL	0- 3	0- 0	8- 12				
2- 3	0- 0	0- 0	HOME	0- 0	0- 0	2- 3				
5- 10	0- 0	0- 0	AWAY	0- 0	0- 0	5- 1				
1- 2	0- 0	0- 0	NEUTRAL	0- 1	0- 0	1- 1				
3- 8	0- 0	0- 0	NON-CONFERENCE	0- 3	0- 0	3- 5				
1- 0	0- 0	0- 0	HOME	0- 0	0- 0	1- 0				
1- 6	0- 0	0- 0	AWAY	0- 2	0- 0	1- 4				
1- 2	0- 0	0- 0	NEUTRAL	0- 1	0- 0	1- 1				
5- 7	0- 0	0- 0	CONFERENCE	0- 0	0- 0	5- 7				
1- 3	0- 0	0- 0	HOME	0- 0	0- 0	1- 3				
4- 4	0- 0	0- 0	AWAY	0- 0	0- 0	4- 4				
0- 0	0- 0	0- 0	NEUTRAL	0- 0	0- 0	0- 0				

RPI S	Opponent	Score	RPI S	Opponent	Score	RPI S	Opponent	Score	RPI S	Opponent	Score	Team's RPI: 284
						53 N	Duquesne	72 90	160 A	La.-Lafayette	56 65	
						57 A	Arkansas St.	60 92	180 A	Mercer	48 80	
						65 A	LSU	44 52	192 A	Jacksonville St.	57 64	
									203 A	Texas Southern	53 70	
									215 H	Northwestern St.	62 61	
									234 A	Lipscomb	45 72	
									237 A	Prairie View	65 82	
									237 H	Prairie View	65 60	
									254 A	Southern U.	60 82	
									254 H	Southern U.	61 77	
									261 N	Central Ark.	45 56	
									288 A	Alabama St.	90 85	
									294 A	Grambling	64 55	
									322 N	Murray St.	90 81	
									332 A	Alcorn	65 41	
									332 H	Alcorn	69 76	
									337 H	Ark.-Pine Bluff	49 57	
									341 A	Alabama A&M	75 71	
									345 A	Chicago St.	70 60	
									349 A	Mississippi Val.	71 74	
LAST 12 Division I GAMES:												
237 H	Prairie View	65 60	203 A	Texas Southern	53 70							
254 A	Southern U.	60 82	237 A	Prairie View	65 82							
332 A	Alcorn	65 41	254 H	Southern U.	61 77							
337 H	Ark.-Pine Bluff	49 57	332 H	Alcorn	69 76							
349 A	Mississippi Val.	71 74	288 A	Alabama St.	90 85							
294 A	Grambling	64 55	341 A	Alabama A&M	75 71							

Non-Div I Games:

Jackson St.



Jacksonville

Through Games Of Feb. 15, 2015

Average RPI Win: <b>221</b>	WON-LOST	WINNING	LAST 10	STRENGTH OF	OPP. STRENGTH	TEAM	ADJ.	CONF.	ADJ CONF.
Average RPI Loss: <b>155</b>	RECORD	PCT. RANK	GAMES	SCHEDULE	OF SCHEDULE	RPI	RPI	RPI	RPI
DIV. I ONLY	7- 14	259	4- 6	185	150	244	244	11	11
DIV. I NON-CONF.	3- 8	263	1- 0	283	122	277	277	12	12
TOTALS	RPI 1-25	RPI 26-50	W-L RECORDS	RPI 51-100	RPI 101-150	RPI 150+			
7- 14	0- 2	0- 3	OVERALL	0- 0	2- 1	5- 8			
4- 5	0- 1	0- 1	HOME	0- 0	1- 0	3- 3			
3- 9	0- 1	0- 2	AWAY	0- 0	1- 1	2- 5			
0- 0	0- 0	0- 0	NEUTRAL	0- 0	0- 0	0- 0			
3- 8	0- 1	0- 2	NON-CONFERENCE	0- 0	0- 1	3- 4			
2- 1	0- 0	0- 1	HOME	0- 0	0- 0	2- 0			
1- 7	0- 1	0- 1	AWAY	0- 0	0- 1	1- 4			
0- 0	0- 0	0- 0	NEUTRAL	0- 0	0- 0	0- 0			
4- 6	0- 1	0- 1	CONFERENCE	0- 0	2- 0	2- 4			
2- 4	0- 1	0- 0	HOME	0- 0	1- 0	1- 3			
2- 2	0- 0	0- 1	AWAY	0- 0	1- 0	1- 1			
0- 0	0- 0	0- 0	NEUTRAL	0- 0	0- 0	0- 0			

RPI 1-25				RPI 26-50				RPI 51-100				RPI 101+ Team's RPI: 244			
RPI	S	Opponent	Score	RPI	S	Opponent	Score	RPI	S	Opponent	Score	RPI	S	Opponent	Score
13	A	Florida St.	46 <b>73</b>	29	H	Syracuse	61 <b>77</b>					134	A	Kennesaw St.	78 64
16	H	FGCU	37 <b>60</b>	42	A	Miami (FL)	36 <b>65</b>					134	H	Kennesaw St.	73 70
				46	A	Stetson	47 <b>73</b>					143	A	Florida	73 <b>84</b>
												157	H	Northern Ky.	59 <b>70</b>
												169	A	Savannah St.	45 41
												201	A	USC Upstate	64 <b>66</b>
												201	H	USC Upstate	58 <b>60</b>
												222	A	Tennessee St.	61 <b>64</b>
												234	H	Lipscomb	63 <b>75</b>
												255	A	UCF	59 <b>71</b>
												257	H	Bethune-Cookman	64 51
												263	A	North Florida	68 56
												263	H	North Florida	54 52
												287	A	Ga. Southern	65 <b>78</b>
												322	A	Murray St.	62 <b>80</b>
												330	H	FIU	76 64
LAST 12 Division I GAMES:															
201	H	USC Upstate	58 <b>60</b>	234	H	Lipscomb	63 <b>75</b>								
134	H	Kennesaw St.	73 70	16	H	FGCU	37 <b>60</b>								
263	A	North Florida	68 56	46	A	Stetson	47 <b>73</b>								
134	A	Kennesaw St.	78 64	263	H	North Florida	54 52								
201	A	USC Upstate	64 <b>66</b>	169	A	Savannah St.	45 41								
157	H	Northern Ky.	59 <b>70</b>	13	A	Florida St.	46 <b>73</b>								

Non-Div I Games: Trinity Baptist 98 24 Thomas (GA) 65 38

Jacksonville

Loss, Non-Conf, S Site, H Home A Away N Neutral



Average RPI Win:	262	WON-LOST	WINNING	LAST 10	STRENGTH OF	OPP. STRENGTH	TEAM	ADJ.	CONF.	ADJ CONF.
Average RPI Loss:	194	RECORD	PCT. RANK	GAMES	SCHEDULE	OF SCHEDULE	RPI	RPI	RPI	RPI
DIV. I ONLY	17- 8	69	7- 3	337	317	192	192	26	26	
DIV. I NON-CONF.	9- 3	60	0- 0	313	335	131	131	26	26	
TOTALS	RPI 1-25	RPI 26-50	W-L RECORDS	RPI 51-100	RPI 101-150	RPI 150+				
17- 8	0- 0	0- 0	OVERALL	0- 1	1- 2	16- 5				
10- 2	0- 0	0- 0	HOME	0- 0	0- 0	10- 2				
5- 6	0- 0	0- 0	AWAY	0- 1	0- 2	5- 3				
2- 0	0- 0	0- 0	NEUTRAL	0- 0	1- 0	1- 0				
9- 3	0- 0	0- 0	NON-CONFERENCE	0- 1	1- 1	8- 1				
5- 0	0- 0	0- 0	HOME	0- 0	0- 0	5- 0				
2- 3	0- 0	0- 0	AWAY	0- 1	0- 1	2- 1				
2- 0	0- 0	0- 0	NEUTRAL	0- 0	1- 0	1- 0				
8- 5	0- 0	0- 0	CONFERENCE	0- 0	0- 1	8- 4				
5- 2	0- 0	0- 0	HOME	0- 0	0- 0	5- 2				
3- 3	0- 0	0- 0	AWAY	0- 0	0- 1	3- 2				
0- 0	0- 0	0- 0	NEUTRAL	0- 0	0- 0	0- 0				

RPI 1-25			RPI 26-50			RPI 51-100			RPI 101+			Team's RPI: 192
RPI	S	Opponent	Score	RPI	S	Opponent	Score	RPI	S	Opponent	Score	
						100 A Texas Tech	59 67			114 N East Tenn. St.	57 56	
									A	Kennesaw St.	65 67	
									A	UT Martin	47 67	
									A	Alabama	64 62	
									A	Belmont	66 70	
									H	Belmont	52 55	
									A	SIUE	72 69	
									H	Mercer	67 66	
									H	Morehead St.	72 64	
									A	Tennessee St.	63 50	
									H	Austin Peay	54 57	
									A	Central Ark.	63 54	
									H	Eastern Ky.	73 53	
									A	South Carolina St.	52 55	
									H	Jackson St.	64 57	
									H	Ga. Southern	78 52	
									H	Southeast Mo. St.	70 34	
									H	Wofford	70 55	
									A	Eastern Ill.	63 66	
									H	Murray St.	78 73	
									A	Tennessee Tech	70 54	
									H	Tennessee Tech	67 58	
									H	New Orleans	65 51	
									N	Charleston So.	70 43	
LAST 12 Division I GAMES:												
333	H	Tennessee Tech	67 58	164	A	Belmont	66 70					
164	H	Belmont	52 55	147	A	UT Martin	47 67					
333	A	Tennessee Tech	70 54	305	H	Southeast Mo. St.	70 34					
222	A	Tennessee St.	63 50	322	H	Murray St.	78 73					
269	H	Eastern Ky.	73 53	250	H	Austin Peay	54 57					
219	H	Morehead St.	72 64	312	A	Eastern Ill.	63 66					

Non-Div I Games:

Jacksonville St.



Average RPI Win:	154	WON-LOST	WINNING	LAST 10	STRENGTH OF	OPP. STRENGTH	TEAM	ADJ.	CONF.	ADJ CONF.
Average RPI Loss:	25	RECORD	PCT. RANK	GAMES	SCHEDULE	OF SCHEDULE	RPI	RPI	RPI	RPI
DIV. I ONLY	22- 2	6	10- 0	98	63	20	20	13	13	
DIV. I NON-CONF.	9- 2	35	0- 0	61	5	16	16	11	11	
TOTALS	RPI 1-25	RPI 26-50	W-L RECORDS	RPI 51-100	RPI 101-150	RPI 150+				
22- 2	0- 1	1- 1	OVERALL	7- 0	4- 0	10- 0				
11- 0	0- 0	1- 0	HOME	4- 0	2- 0	4- 0				
10- 1	0- 0	0- 0	AWAY	3- 0	2- 0	5- 0				
1- 1	0- 1	0- 0	NEUTRAL	0- 0	0- 0	1- 0				
9- 2	0- 1	1- 1	NON-CONFERENCE	5- 0	1- 0	2- 0				
5- 0	0- 0	1- 0	HOME	3- 0	1- 0	0- 0				
3- 1	0- 0	0- 1	AWAY	2- 0	0- 0	1- 0				
1- 1	0- 1	0- 0	NEUTRAL	0- 0	0- 0	1- 0				
13- 0	0- 0	0- 0	CONFERENCE	2- 0	3- 0	8- 0				
6- 0	0- 0	0- 0	HOME	1- 0	1- 0	4- 0				
7- 0	0- 0	0- 0	AWAY	1- 0	2- 0	4- 0				
0- 0	0- 0	0- 0	NEUTRAL	0- 0	0- 0	0- 0				

RPI 1-25				RPI 26-50				RPI 51-100				RPI 101+			
RPI	S	Opponent	Score	RPI	S	Opponent	Score	RPI	S	Opponent	Score	RPI	S	Opponent	Score
5	N	Maryland	64 80	31	H	Pittsburgh	80 64	60	A	Ohio	69 62	106	A	Hofstra	77 68
				45	A	Vanderbilt	62 66	75	A	American	69 65	122	A	Elon	68 51
								78	A	Drexel	73 54	122	H	Elon	89 60
								78	H	Drexel	66 51	140	H	St. Bonaventure	76 43
								89	H	UCLA	91 87	166	A	William & Mary	65 43
								90	H	Richmond	79 68	166	H	William & Mary	92 50
								97	H	Hampton	85 53	172	H	Delaware	94 64
												227	A	Towson	79 64
												227	H	Towson	67 66
												245	A	Davidson	73 57
												253	H	UNCW	74 57
												272	N	Houston	84 60
												275	A	Col. of Charleston	73 53
												290	A	Northeastern	77 55
LAST 12 Division I GAMES:															
				172	H	Delaware	94 64	166	H	William & Mary	92 50				
				227	A	Towson	79 64	78	H	Drexel	66 51				
				78	A	Drexel	73 54	122	A	Elon	68 51				
				106	A	Hofstra	77 68	166	A	William & Mary	65 43				
				122	H	Elon	89 60	290	A	Northeastern	77 55				
				275	A	Col. of Charleston	73 53	253	H	UNCW	74 57				

Non-Div I Games:

James Madison

■ Loss, 
 ■ Non-Conf, 
 S Site, 
 ■ Home 
 ■ Away 
 N Neutral



Kansas

Through Games Of Feb. 15, 2015

Average RPI Win:	140	WON-LOST	WINNING	LAST 10	STRENGTH OF	OPP. STRENGTH	TEAM	ADJ.	CONF.	ADJ CONF.
Average RPI Loss:	51	RECORD	PCT. RANK	GAMES	SCHEDULE	OF SCHEDULE	RPI	RPI	RPI	RPI
DIV. I ONLY	13- 13	173	4- 6	15	32	85	85	1	1	
DIV. I NON-CONF.	9- 4	84	0- 0	86	102	78	78	1	1	
TOTALS	RPI 1-25	RPI 26-50	W-L RECORDS	RPI 51-100	RPI 101-150	RPI 150+				
13- 13	0- 4	2- 2	OVERALL	5- 6	0- 0	6- 1				
11- 6	0- 2	1- 1	HOME	4- 2	0- 0	6- 1				
2- 6	0- 1	1- 1	AWAY	1- 4	0- 0	0- 0				
0- 1	0- 1	0- 0	NEUTRAL	0- 0	0- 0	0- 0				
9- 4	0- 1	1- 0	NON-CONFERENCE	2- 2	0- 0	6- 1				
9- 1	0- 0	1- 0	HOME	2- 0	0- 0	6- 1				
0- 2	0- 0	0- 0	AWAY	0- 2	0- 0	0- 0				
0- 1	0- 1	0- 0	NEUTRAL	0- 0	0- 0	0- 0				
4- 9	0- 3	1- 2	CONFERENCE	3- 4	0- 0	0- 0				
2- 5	0- 2	0- 1	HOME	2- 2	0- 0	0- 0				
2- 4	0- 1	1- 1	AWAY	1- 2	0- 0	0- 0				
0- 0	0- 0	0- 0	NEUTRAL	0- 0	0- 0	0- 0				

RPI	S	Opponent	Score	RPI	S	Opponent	Score	RPI	S	Opponent	Score	RPI	S	Opponent	Score
2	A	Baylor	58 66	26	H	California	62 39	57	H	Arkansas St.	62 48	161	H	Alabama	80 85
2	H	Baylor	63 71	28	A	Texas	46 60	58	H	Oklahoma St.	57 65	163	H	Temple	76 56
3	N	Notre Dame	47 89	28	H	Texas	63 74	61	A	West Virginia	56 59	176	H	Iona	90 49
19	H	Oklahoma	57 69	48	A	Iowa St.	61 56	61	H	West Virginia	65 59	182	H	Samford	66 44
								62	A	Kansas St.	52 58	203	H	Texas Southern	69 44
								69	A	Creighton	81 84	286	H	Georgetown	55 42
								79	H	TCU	63 80	336	H	Incarnate Word	68 46
								80	H	South Dakota	68 60				
								94	A	Purdue	48 61				
								100	A	Texas Tech	68 66				
								100	H	Texas Tech	71 67				
LAST 12 Division I GAMES:															
28	H	Texas	63 74	61	H	West Virginia	65 59								
61	A	West Virginia	56 59	100	A	Texas Tech	68 66								
58	H	Oklahoma St.	57 65	2	H	Baylor	63 71								
100	H	Texas Tech	71 67	79	H	TCU	63 80								
2	A	Baylor	58 66	62	A	Kansas St.	52 58								
48	A	Iowa St.	61 56	19	H	Oklahoma	57 69								

Non-Div I Games:

Kansas

Loss, Non-Conf, S Site, H Home A Away N Neutral



Average RPI Win:	166	WON-LOST	WINNING	LAST 10	STRENGTH OF	OPP. STRENGTH	TEAM	ADJ.	CONF.	ADJ CONF.
Average RPI Loss:	44	RECORD	PCT. RANK	GAMES	SCHEDULE	OF SCHEDULE	RPI	RPI	RPI	RPI
DIV. I ONLY	14- 9	106	2- 2	26	64	62	62	1	1	
DIV. I NON-CONF.	9- 1	21	0- 0	158	332	46	46	1	1	
TOTALS	RPI 1-25	RPI 26-50	W-L RECORDS	RPI 51-100	RPI 101-150	RPI 150+				
14- 9	0- 3	1- 2	OVERALL	5- 4	0- 0	8- 0				
12- 3	0- 1	1- 1	HOME	4- 1	0- 0	7- 0				
1- 6	0- 2	0- 1	AWAY	1- 3	0- 0	0- 0				
1- 0	0- 0	0- 0	NEUTRAL	0- 0	0- 0	1- 0				
9- 1	0- 0	0- 0	NON-CONFERENCE	1- 1	0- 0	8- 0				
8- 0	0- 0	0- 0	HOME	1- 0	0- 0	7- 0				
0- 1	0- 0	0- 0	AWAY	0- 1	0- 0	0- 0				
1- 0	0- 0	0- 0	NEUTRAL	0- 0	0- 0	1- 0				
5- 8	0- 3	1- 2	CONFERENCE	4- 3	0- 0	0- 0				
4- 3	0- 1	1- 1	HOME	3- 1	0- 0	0- 0				
1- 5	0- 2	0- 1	AWAY	1- 2	0- 0	0- 0				
0- 0	0- 0	0- 0	NEUTRAL	0- 0	0- 0	0- 0				

RPI 1-25				RPI 26-50				RPI 51-100				RPI 101+			
RPI	S	Opponent	Score	RPI	S	Opponent	Score	RPI	S	Opponent	Score	RPI	S	Opponent	Score
2	A	Baylor	46 68	28	H	Texas	66 57	56	A	Wichita St.	48 51	173	H	SIUE	81 55
2	H	Baylor	44 74	48	A	Iowa St.	55 60	58	A	Oklahoma St.	47 69	181	H	Oral Roberts	53 47
19	A	Oklahoma	58 66	48	H	Iowa St.	59 79	58	H	Oklahoma St.	52 51	182	H	Samford	60 41
								61	A	West Virginia	51 63	191	H	Texas-Arlington	45 41
								79	H	TCU	93 79	249	N	UTEP	72 43
								85	H	Kansas	58 52	260	H	Abilene Christian	68 53
								97	H	Hampton	66 46	294	H	Grambling	61 38
								100	A	Texas Tech	41 38	342	H	UMKC	65 36
								100	H	Texas Tech	68 74				
LAST 12 Division I GAMES:															
100	H	Texas Tech	68 74	2	A	Baylor	46 68								
79	H	TCU	93 79	61	A	West Virginia	51 63								
19	A	Oklahoma	58 66	48	H	Iowa St.	59 79								
28	H	Texas	66 57	58	A	Oklahoma St.	47 69								
100	A	Texas Tech	41 38	85	H	Kansas	58 52								
58	H	Oklahoma St.	52 51	2	H	Baylor	44 74								

Non-Div I Games: William Jewell 66 53

Kansas St.

Loss, Non-Conf, S Site, H Home A Away N Neutral



Average RPI Win:	242	WON-LOST	WINNING	LAST 10	STRENGTH OF	OPP. STRENGTH	TEAM	ADJ.	CONF.	ADJ CONF.
Average RPI Loss:	161	RECORD	PCT. RANK	GAMES	SCHEDULE	OF SCHEDULE	RPI	RPI	RPI	RPI
DIV. I ONLY	16- 9	89	5- 5	260	260	134	134	11	11	
DIV. I NON-CONF.	11- 4	69	1- 1	289	326	127	127	12	12	
TOTALS	RPI 1-25	RPI 26-50	W-L RECORDS	RPI 51-100	RPI 101-150	RPI 150+				
16- 9	0- 1	0- 2	OVERALL	0- 1	0- 0	16- 5				
9- 2	0- 0	0- 0	HOME	0- 0	0- 0	9- 2				
7- 7	0- 1	0- 2	AWAY	0- 1	0- 0	7- 3				
0- 0	0- 0	0- 0	NEUTRAL	0- 0	0- 0	0- 0				
11- 4	0- 0	0- 1	NON-CONFERENCE	0- 1	0- 0	11- 2				
6- 1	0- 0	0- 0	HOME	0- 0	0- 0	6- 1				
5- 3	0- 0	0- 1	AWAY	0- 1	0- 0	5- 1				
0- 0	0- 0	0- 0	NEUTRAL	0- 0	0- 0	0- 0				
5- 5	0- 1	0- 1	CONFERENCE	0- 0	0- 0	5- 3				
3- 1	0- 0	0- 0	HOME	0- 0	0- 0	3- 1				
2- 4	0- 1	0- 1	AWAY	0- 0	0- 0	2- 2				
0- 0	0- 0	0- 0	NEUTRAL	0- 0	0- 0	0- 0				

RPI S Opponent	Score	RPI S Opponent	Score	RPI S Opponent	Score	RPI S Opponent	Score	Team's RPI: 134
16 A FGCU	47 61	44 A Seton Hall	74 77	96 A Georgia Tech	48 77	157 H Northern Ky.	66 58	
		46 A Stetson	64 75			178 H Xavier	61 60	
						180 A Mercer	76 56	
						180 H Mercer	44 54	
						192 H Jacksonville St.	67 65	
						201 A USC Upstate	72 63	
						201 H USC Upstate	67 55	
						222 A Tennessee St.	65 56	
						230 A Georgia St.	73 64	
						234 A Lipscomb	61 79	
						244 A Jacksonville	70 73	
						244 H Jacksonville	64 78	
						263 A North Florida	64 52	
						263 H North Florida	46 40	
						275 H Col. of Charleston	68 61	
						281 H Gardner-Webb	50 47	
						287 A Ga. Southern	72 51	
						291 A Columbia	66 62	
						322 H Murray St.	65 60	
						334 H Florida A&M	79 58	
						341 A Alabama A&M	66 73	
LAST 12 Division I GAMES:								
263 A North Florida	64 52	46 A Stetson	64 75					
244 A Jacksonville	70 73	234 A Lipscomb	61 79					
201 H USC Upstate	67 55	157 H Northern Ky.	66 58					
244 H Jacksonville	64 78	201 A USC Upstate	72 63					
263 H North Florida	46 40	180 H Mercer	44 54					
16 A FGCU	47 61	334 H Florida A&M	79 58					

Non-Div I Games:

Kennesaw St.

■ Loss, 
 ■ Non-Conf, 
 ■ S Site, 
 ■ H Home 
 ■ A Away 
 N Neutral



Average RPI Win:	245	WON-LOST	WINNING	LAST 10	STRENGTH OF	OPP. STRENGTH	TEAM	ADJ.	CONF.	ADJ CONF.
Average RPI Loss:	150	RECORD	PCT. RANK	GAMES	SCHEDULE	OF SCHEDULE	RPI	RPI	RPI	RPI
DIV. I ONLY	4- 19	317	2- 8	181	196	302	302	16	16	
DIV. I NON-CONF.	2- 9	297	0- 0	213	195	294	294	18	18	
TOTALS	RPI 1-25	RPI 26-50	W-L RECORDS	RPI 51-100	RPI 101-150	RPI 150+				
4- 19	0- 0	0- 1	OVERALL	0- 6	0- 5	4- 7				
3- 6	0- 0	0- 0	HOME	0- 3	0- 1	3- 2				
1- 11	0- 0	0- 1	AWAY	0- 3	0- 4	1- 3				
0- 2	0- 0	0- 0	NEUTRAL	0- 0	0- 0	0- 2				
2- 9	0- 0	0- 1	NON-CONFERENCE	0- 3	0- 1	2- 4				
1- 2	0- 0	0- 0	HOME	0- 2	0- 0	1- 0				
1- 5	0- 0	0- 1	AWAY	0- 1	0- 1	1- 2				
0- 2	0- 0	0- 0	NEUTRAL	0- 0	0- 0	0- 2				
2- 10	0- 0	0- 0	CONFERENCE	0- 3	0- 4	2- 3				
2- 4	0- 0	0- 0	HOME	0- 1	0- 1	2- 2				
0- 6	0- 0	0- 0	AWAY	0- 2	0- 3	0- 1				
0- 0	0- 0	0- 0	NEUTRAL	0- 0	0- 0	0- 0				

RPI S	Opponent	Score	RPI S	Opponent	Score	RPI S	Opponent	Score	RPI S	Opponent	Score	Team's RPI: 302
37	A Northwestern	54 72	53	A Duquesne	60 86	110	A Cleveland St.	67 69				
			57	H Arkansas St.	44 59	121	A Toledo	49 67				
			60	A Ohio	44 58	136	A Ball St.	47 85				
			63	H Youngstown St.	49 68	137	A Central Mich.	63 65				
			67	A Akron	67 74	137	H Central Mich.	62 83				
			92	H Western Mich.	55 78	164	H Belmont	58 55				
						171	N Dartmouth	49 60				
						185	H Eastern Mich.	53 70				
						251	A Northern Ill.	49 66				
						251	H Northern Ill.	54 52				
						265	A North Dakota St.	68 74				
						270	N A&M-Corpus Christi	47 57				
						280	H Bowling Green	55 48				
						283	A Colgate	62 61				
						300	H Miami (OH)	53 69				
						340	A New Orleans	55 58				
LAST 12 Division I GAMES:												
251	H Northern Ill.	54 52	92	H Western Mich.	55 78							
300	H Miami (OH)	53 69	251	A Northern Ill.	49 66							
60	A Ohio	44 58	136	A Ball St.	47 85							
185	H Eastern Mich.	53 70	280	H Bowling Green	55 48							
67	A Akron	67 74	121	A Toledo	49 67							
137	A Central Mich.	63 65	137	H Central Mich.	62 83							

Non-Div I Games:

Kent St.







Average RPI Win:	279	WON-LOST	WINNING	LAST 10	STRENGTH OF	OPP. STRENGTH	TEAM	ADJ.	CONF.	ADJ CONF.
Average RPI Loss:	201	RECORD	PCT. RANK	GAMES	SCHEDULE	OF SCHEDULE	RPI	RPI	RPI	RPI
DIV. I ONLY	7- 17	284	3- 7	271	341	313	313	27	27	
DIV. I NON-CONF.	3- 8	263	0- 0	180	342	282	282	27	27	
TOTALS	RPI 1-25	RPI 26-50	W-L RECORDS	RPI 51-100	RPI 101-150	RPI 150+				
7- 17	0- 0	0- 0	OVERALL	0- 1	1- 7	6- 9				
5- 8	0- 0	0- 0	HOME	0- 0	1- 3	4- 5				
2- 9	0- 0	0- 0	AWAY	0- 1	0- 4	2- 4				
0- 0	0- 0	0- 0	NEUTRAL	0- 0	0- 0	0- 0				
3- 8	0- 0	0- 0	NON-CONFERENCE	0- 1	1- 3	2- 4				
2- 4	0- 0	0- 0	HOME	0- 0	1- 1	1- 3				
1- 4	0- 0	0- 0	AWAY	0- 1	0- 2	1- 1				
0- 0	0- 0	0- 0	NEUTRAL	0- 0	0- 0	0- 0				
4- 9	0- 0	0- 0	CONFERENCE	0- 0	0- 4	4- 5				
3- 4	0- 0	0- 0	HOME	0- 0	0- 2	3- 2				
1- 5	0- 0	0- 0	AWAY	0- 0	0- 2	1- 3				
0- 0	0- 0	0- 0	NEUTRAL	0- 0	0- 0	0- 0				

RPI 1-25			RPI 26-50			RPI 51-100			RPI 101+ Team's RPI: 313		
RPI	S	Opponent	Score	RPI	S	Opponent	Score	RPI	S	Opponent	Score
						77 A Maine	59 65	101 A Long Beach St.		63 71	
								112 H Rhode Island		49 66	
								120 H Buffalo		79 73	
								128 A Bakersfield		53 84	
								144 A Central Conn. St.		70 75	
								144 H Central Conn. St.		54 68	
								148 A Bryant		85 88	
								148 H Bryant		66 79	
								168 H Robert Morris		58 77	
								187 H La Salle		66 71	
								205 H Sacred Heart		77 74	
								258 H Monmouth		57 78	
								274 H Rider		56 59	
								291 A Columbia		45 54	
								293 H Mt. St. Mary's		69 76	
								297 A St. Francis Brooklyn		53 62	
								299 A NJIT		57 48	
								324 A Wagner		69 72	
								325 A Saint Francis (PA)		75 87	
								325 H Saint Francis (PA)		84 79	
								329 A Fairleigh Dickinson		79 75	
								329 H Fairleigh Dickinson		81 71	
								343 H Howard		83 74	
LAST 12 Division I GAMES:											
325 A Saint Francis (PA)		75 87	329 A Fairleigh Dickinson		79 75						
168 H Robert Morris		58 77	144 A Central Conn. St.		70 75						
325 H Saint Francis (PA)		84 79	293 H Mt. St. Mary's		69 76						
144 H Central Conn. St.		54 68	205 H Sacred Heart		77 74						
297 A St. Francis Brooklyn		53 62	324 A Wagner		69 72						
148 A Bryant		85 88	329 H Fairleigh Dickinson		81 71						

Non-Div I Games:

LIU Brooklyn

■ Loss, 
 ■ Non-Conf, 
 ■ S Site, 
 ■ H Home 
 ■ A Away 
 N Neutral



Average RPI Win:	174	WON-LOST	WINNING	LAST 10	STRENGTH OF	OPP. STRENGTH	TEAM	ADJ.	CONF.	ADJ CONF.
Average RPI Loss:	49	RECORD	PCT. RANK	GAMES	SCHEDULE	OF SCHEDULE	RPI	RPI	RPI	RPI
DIV. I ONLY	14- 10	121	7- 3	32	58	65	65	3	3	
DIV. I NON-CONF.	6- 6	158	0- 0	203	214	212	212	5	5	
<hr/>										
TOTALS	RPI 1-25	RPI 26-50	W-L RECORDS	RPI 51-100	RPI 101-150	RPI 150+				
14- 10	1- 4	2- 4	OVERALL	0- 0	4- 1	7- 1				
9- 4	1- 1	1- 3	HOME	0- 0	3- 0	4- 0				
4- 5	0- 3	1- 1	AWAY	0- 0	1- 1	2- 0				
1- 1	0- 0	0- 0	NEUTRAL	0- 0	0- 0	1- 1				
6- 6	0- 0	0- 4	NON-CONFERENCE	0- 0	1- 1	5- 1				
4- 3	0- 0	0- 3	HOME	0- 0	1- 0	3- 0				
1- 2	0- 0	0- 1	AWAY	0- 0	0- 1	1- 0				
1- 1	0- 0	0- 0	NEUTRAL	0- 0	0- 0	1- 1				
8- 4	1- 4	2- 0	CONFERENCE	0- 0	3- 0	2- 0				
5- 1	1- 1	1- 0	HOME	0- 0	2- 0	1- 0				
3- 3	0- 3	1- 0	AWAY	0- 0	1- 0	1- 0				
0- 0	0- 0	0- 0	NEUTRAL	0- 0	0- 0	0- 0				

RPI 1-25				RPI 26-50				RPI 51-100				Team's RPI: 65				RPI 101+			
RPI	S	Opponent	Score	RPI	S	Opponent	Score	RPI	S	Opponent	Score	RPI	S	Opponent	Score	RPI	S	Opponent	Score
1	A	Tennessee	58 75	32	A	Mississippi St.	71 69					101	A	Long Beach St.	44 59				
6	A	South Carolina	62 86	35	H	Rutgers	57 64					107	H	Ole Miss	70 41				
6	H	South Carolina	51 75	39	H	UALR	54 70					113	H	Louisiana Tech	73 59				
9	H	Kentucky	84 79	42	A	Miami (FL)	71 76					116	H	Missouri	74 65				
22	A	Texas A&M	48 55	43	H	Tulane	45 51					143	A	Florida	68 65				
				45	H	Vanderbilt	64 44					161	H	Alabama	51 39				
												175	A	Auburn	60 49				
												196	N	Santa Clara	67 69				
												284	H	Jackson St.	52 44				
												303	H	Sam Houston St.	71 45				
												304	N	UNC Greensboro	82 61				
												306	H	Southeastern La.	75 42				
												335	A	UC Santa Barbara	78 45				
<hr/>																			
LAST 12 Division I GAMES:																			
		6	A	South Carolina	62 86			9	H	Kentucky	84 79								
		161	H	Alabama	51 39			32	A	Mississippi St.	71 69								
		175	A	Auburn	60 49			22	A	Texas A&M	48 55								
		116	H	Missouri	74 65			45	H	Vanderbilt	64 44								
		107	H	Ole Miss	70 41			6	H	South Carolina	51 75								
		1	A	Tennessee	58 75			143	A	Florida	68 65								

Non-Div I Games:

LSU

■ Loss, 
 ■ Non-Conf, 
 ■ S Site, 
 ■ Home 
 ■ A Away 
 N Neutral



Average RPI Win: 231		WON-LOST	WINNING	LAST 10	STRENGTH OF	OPP. STRENGTH	TEAM	ADJ.	CONF.	ADJ CONF.
Average RPI Loss: 108		RECORD	PCT. RANK	GAMES	SCHEDULE	OF SCHEDULE	RPI	RPI	RPI	RPI
DIV. I ONLY		12- 13	186	2- 4	200	119	187	187	6	6
DIV. I NON-CONF.		9- 4	84	1- 0	278	235	119	119	6	6
TOTALS		RPI 1-25	RPI 26-50	W-L RECORDS	RPI 51-100	RPI 101-150	RPI 150+			
12- 13	0- 1		0- 0	OVERALL	0- 6	1- 3	11- 3			
6- 5	0- 1		0- 0	HOME	0- 2	0- 1	6- 1			
5- 7	0- 0		0- 0	AWAY	0- 1	1- 0	4- 0			
1- 1	0- 0		0- 0	NEUTRAL	0- 1	0- 0	1- 0			
9- 4	0- 0		0- 0	NON-CONFERENCE	0- 3	0- 0	9- 1			
5- 0	0- 0		0- 0	HOME	0- 0	0- 0	5- 0			
3- 3	0- 0		0- 0	AWAY	0- 2	0- 0	3- 1			
1- 1	0- 0		0- 0	NEUTRAL	0- 1	0- 0	1- 0			
3- 9	0- 1		0- 0	CONFERENCE	0- 3	1- 3	2- 2			
1- 5	0- 1		0- 0	HOME	0- 2	0- 1	1- 1			
2- 4	0- 0		0- 0	AWAY	0- 1	1- 2	1- 1			
0- 0	0- 0		0- 0	NEUTRAL	0- 0	0- 0	0- 0			

RPI 1-25				RPI 26-50				RPI 51-100				RPI 101+				Team's RPI: 187	
RPI	S	Opponent	Score	RPI	S	Opponent	Score	RPI	S	Opponent	Score	RPI	S	Opponent	Score		
17	H	George Washington	48 67					53	H	Duquesne	66 72	112	A	Rhode Island	54 55		
								60	N	Ohio	63 74	119	A	Saint Joseph's	64 70		
								70	A	Penn	29 57	123	A	VCU	74 65		
								81	H	Fordham	59 70	138	H	Saint Louis	47 76		
								86	A	Villanova	36 70	163	A	Temple	72 75		
								90	A	Richmond	60 72	166	H	William & Mary	78 71		
												168	A	Robert Morris	75 61		
												170	H	Fairfield	73 59		
												189	A	Massachusetts	68 71		
												189	H	Massachusetts	71 69		
												223	H	George Mason	71 73		
												227	N	Towson	62 49		
												230	A	Georgia St.	76 68		
												245	A	Davidson	63 54		
												279	H	UMBC	65 62		
												313	A	LIU Brooklyn	71 66		
												321	H	Manhattan	61 48		
												343	H	Howard	65 64		
LAST 12 Division I GAMES:																	
				90	A	Richmond	60 72	123	A	VCU	74 65						
				81	H	Fordham	59 70	17	H	George Washington	48 67						
				343	H	Howard	65 64	138	H	Saint Louis	47 76						
				53	H	Duquesne	66 72	112	A	Rhode Island	54 55						
				189	H	Massachusetts	71 69	189	A	Massachusetts	68 71						
				119	A	Saint Joseph's	64 70	223	H	George Mason	71 73						

Non-Div I Games:

La Salle

Loss, Non-Conf, S Site, H Home A Away N Neutral



Average RPI Win: 223		WON-LOST	WINNING	LAST 10	STRENGTH OF	OPP. STRENGTH	TEAM	ADJ.	CONF.	ADJ CONF.
Average RPI Loss: 149		RECORD	PCT. RANK	GAMES	SCHEDULE	OF SCHEDULE	RPI	RPI	RPI	RPI
DIV. I ONLY		14- 8	93	6- 4	278	181	160	160	14	14
DIV. I NON-CONF.		6- 1	26	0- 0	254	334	90	90	14	14
TOTALS		RPI 1-25	RPI 26-50	W-L RECORDS		RPI 51-100	RPI 101-150	RPI 150+		
14- 8	0- 0		0- 2	OVERALL		1- 0	3- 3	10- 3		
7- 4	0- 0		0- 1	HOME		1- 0	2- 1	4- 2		
7- 4	0- 0		0- 1	AWAY		0- 0	1- 2	6- 1		
0- 0	0- 0		0- 0	NEUTRAL		0- 0	0- 0	0- 0		
6- 1	0- 0		0- 1	NON-CONFERENCE		0- 0	1- 0	5- 0		
3- 1	0- 0		0- 1	HOME		0- 0	1- 0	2- 0		
3- 0	0- 0		0- 0	AWAY		0- 0	0- 0	3- 0		
0- 0	0- 0		0- 0	NEUTRAL		0- 0	0- 0	0- 0		
8- 7	0- 0		0- 1	CONFERENCE		1- 0	2- 3	5- 3		
4- 3	0- 0		0- 0	HOME		1- 0	1- 1	2- 2		
4- 4	0- 0		0- 1	AWAY		0- 0	1- 2	3- 1		
0- 0	0- 0		0- 0	NEUTRAL		0- 0	0- 0	0- 0		

RPI 1-25				RPI 26-50				RPI 51-100				RPI 101+ Team's RPI: 160			
RPI	S	Opponent	Score	RPI	S	Opponent	Score	RPI	S	Opponent	Score	RPI	S	Opponent	Score
				32	H	Mississippi St.	51 66	57	H	Arkansas St.	69 57	113	H	Louisiana Tech	58 55
				39	A	UALR	41 67					132	A	Texas St.	83 81
												133	A	Troy	63 68
												133	H	Troy	55 60
												139	A	Appalachian St.	51 63
												139	H	Appalachian St.	70 66
												184	A	Lamar	75 55
												191	H	Texas-Arlington	51 57
												210	A	La.-Monroe	68 65
												210	H	La.-Monroe	60 67
												230	A	Georgia St.	63 56
												230	H	Georgia St.	68 52
												284	H	Jackson St.	65 56
												287	A	Ga. Southern	69 57
												303	H	Sam Houston St.	65 46
												306	A	Southeastern La.	71 60
												315	A	South Ala.	47 57
												315	H	South Ala.	65 58
												332	A	Alcorn	64 57
LAST 12 Division I GAMES:															
				133	A	Troy	63 68	230	A	Georgia St.	63 56				
				210	A	La.-Monroe	68 65	57	H	Arkansas St.	69 57				
				191	H	Texas-Arlington	51 57	210	H	La.-Monroe	60 67				
				139	H	Appalachian St.	70 66	315	H	South Ala.	65 58				
				132	A	Texas St.	83 81	287	A	Ga. Southern	69 57				
				315	A	South Ala.	47 57	230	H	Georgia St.	68 52				

Non-Div I Games:	Xavier (LA)	69	53	Southern-N.O.	58	52
------------------	-------------	----	----	---------------	----	----

La.-Lafayette

Loss, Non-Conf, S Site, H Home A Away N Neutral



Average RPI Win: 238		WON-LOST	WINNING	LAST 10	STRENGTH OF	OPP. STRENGTH	TEAM	ADJ.	CONF.	ADJ CONF.
Average RPI Loss: 133		RECORD	PCT. RANK	GAMES	SCHEDULE	OF SCHEDULE	RPI	RPI	RPI	RPI
DIV. I ONLY		7- 14	259	5- 5	71	256	210	210	14	14
DIV. I NON-CONF.		1- 5	311	0- 0	21	347	238	238	14	14
TOTALS		RPI 1-25	RPI 26-50	W-L RECORDS	RPI 51-100	RPI 101-150	RPI 150+			
7- 14	0- 0		0- 3	OVERALL	0- 2	0- 4	7- 5			
4- 5	0- 0		0- 1	HOME	0- 1	0- 2	4- 1			
3- 8	0- 0		0- 2	AWAY	0- 1	0- 2	3- 3			
0- 1	0- 0		0- 0	NEUTRAL	0- 0	0- 0	0- 1			
1- 5	0- 0		0- 1	NON-CONFERENCE	0- 1	0- 0	1- 3			
1- 0	0- 0		0- 0	HOME	0- 0	0- 0	1- 0			
0- 4	0- 0		0- 1	AWAY	0- 1	0- 0	0- 2			
0- 1	0- 0		0- 0	NEUTRAL	0- 0	0- 0	0- 1			
6- 9	0- 0		0- 2	CONFERENCE	0- 1	0- 4	6- 2			
3- 5	0- 0		0- 1	HOME	0- 1	0- 2	3- 1			
3- 4	0- 0		0- 1	AWAY	0- 0	0- 2	3- 1			
0- 0	0- 0		0- 0	NEUTRAL	0- 0	0- 0	0- 0			

RPI 1-25				RPI 26-50				RPI 51-100				RPI 101+				Team's RPI: 210	
RPI	S	Opponent	Score	RPI	S	Opponent	Score	RPI	S	Opponent	Score	RPI	S	Opponent	Score		
				32	A	Mississippi St.	46 80	56	A	Wichita St.	42 57	132	A	Texas St.	64 70		
				39	A	UALR	44 68	57	H	Arkansas St.	57 77	133	A	Troy	51 90		
				39	H	UALR	41 79					133	H	Troy	77 82		
												139	H	Appalachian St.	54 55		
												154	A	Stephen F. Austin	54 82		
												160	A	La.-Lafayette	67 60		
												160	H	La.-Lafayette	65 68		
												191	A	Texas-Arlington	63 51		
												191	H	Texas-Arlington	56 51		
												223	N	George Mason	53 65		
												230	A	Georgia St.	72 80		
												232	H	McNeese St.	66 63		
												287	A	Ga. Southern	58 50		
												287	H	Ga. Southern	72 66		
												315	H	South Ala.	55 53		
												332	A	Alcorn	53 62		
LAST 12 Division I GAMES:																	
				139	H	Appalachian St.	54 55	287	H	Ga. Southern	72 66						
				160	H	La.-Lafayette	65 68	191	H	Texas-Arlington	56 51						
				287	A	Ga. Southern	58 50	160	A	La.-Lafayette	67 60						
				39	A	UALR	44 68	39	H	UALR	41 79						
				315	H	South Ala.	55 53	133	H	Troy	77 82						
				133	A	Troy	51 90	132	A	Texas St.	64 70						

Non-Div I Games:	Southern Ark.	78	67	LSU-Alexandria	94	49	William Carey	68	35
------------------	---------------	----	----	----------------	----	----	---------------	----	----

La.-Monroe

■ Loss, ■ Non-Conf, S Site, H Home A Away N Neutral



## Lafayette

Through Games Of Feb. 15, 2015

Average RPI Win:	235	WON-LOST	WINNING	LAST 10	STRENGTH OF	OPP. STRENGTH	TEAM	ADJ.	CONF.	ADJ CONF.
Average RPI Loss:	157	RECORD	PCT. RANK	GAMES	SCHEDULE	OF SCHEDULE	RPI	RPI	RPI	RPI
DIV. I ONLY	12- 13	186	3- 7	202	235	200	200	19	19	
DIV. I NON-CONF.	7- 4	107	0- 0	168	270	81	81	21	21	
TOTALS	RPI 1-25	RPI 26-50	W-L RECORDS	RPI 51-100	RPI 101-150	RPI 150+				
12- 13	0- 1	0- 1	OVERALL	2- 3	0- 0	10- 8				
8- 4	0- 0	0- 0	HOME	2- 1	0- 0	6- 3				
4- 9	0- 1	0- 1	AWAY	0- 2	0- 0	4- 5				
0- 0	0- 0	0- 0	NEUTRAL	0- 0	0- 0	0- 0				
7- 4	0- 1	0- 1	NON-CONFERENCE	1- 0	0- 0	6- 2				
4- 0	0- 0	0- 0	HOME	1- 0	0- 0	3- 0				
3- 4	0- 1	0- 1	AWAY	0- 0	0- 0	3- 2				
0- 0	0- 0	0- 0	NEUTRAL	0- 0	0- 0	0- 0				
5- 9	0- 0	0- 0	CONFERENCE	1- 3	0- 0	4- 6				
4- 4	0- 0	0- 0	HOME	1- 1	0- 0	3- 3				
1- 5	0- 0	0- 0	AWAY	0- 2	0- 0	1- 3				
0- 0	0- 0	0- 0	NEUTRAL	0- 0	0- 0	0- 0				

RPI 1-25				RPI 26-50				RPI 51-100				RPI 101+ Team's RPI: 200			
RPI	S	Opponent	Score	RPI	S	Opponent	Score	RPI	S	Opponent	Score	RPI	S	Opponent	Score
8	A	Louisville	61 102	44	A	Seton Hall	63 80	70	H	Penn	60 57	152	H	Hartford	74 59
								75	A	American	44 63	162	A	Bucknell	37 51
								75	H	American	58 74	162	H	Bucknell	71 77
								95	H	Army	71 60	172	H	Delaware	63 52
								99	A	Lehigh	60 65	186	A	Stony Brook	58 60
												188	H	Holy Cross	46 64
												220	A	Navy	52 65
												220	H	Navy	60 65
												264	A	Loyola Maryland	57 49
												264	H	Loyola Maryland	69 63
												274	A	Rider	66 48
												283	H	Colgate	58 56
												291	A	Columbia	65 72
												297	A	St. Francis Brooklyn	73 51
												299	H	NJIT	66 50
												316	A	Boston U.	49 56
												316	H	Boston U.	67 60
												338	A	Saint Peter's	49 34
LAST 12 Division I GAMES:															
75	H	American	58 74	99	A	Lehigh	60 65								
264	H	Loyola Maryland	69 63	188	H	Holy Cross	46 64								
316	A	Boston U.	49 56	75	A	American	44 63								
162	A	Bucknell	37 51	264	A	Loyola Maryland	57 49								
220	H	Navy	60 65	316	H	Boston U.	67 60								
283	H	Colgate	58 56	162	H	Bucknell	71 77								

Non-Div I Games:

Lafayette

■ Loss, 
 ■ Non-Conf, 
 S Site, 
 ■ Home 
 ■ Away 
 N Neutral



Average RPI Win: <b>280</b>	WON-LOST	WINNING	LAST 10	STRENGTH OF	OPP. STRENGTH	TEAM	ADJ.	CONF.	ADJ CONF.
Average RPI Loss: <b>148</b>	RECORD	PCT. RANK	GAMES	SCHEDULE	OF SCHEDULE	RPI	RPI	RPI	RPI
DIV. I ONLY	11- 10	156	9- 1	249	286	184	184	28	28
DIV. I NON-CONF.	0- 8	339	0- 0	92	112	306	306	28	28
TOTALS	RPI 1-25	RPI 26-50	W-L RECORDS	RPI 51-100	RPI 101-150	RPI 150+			
11- 10	0- 1	0- 0	OVERALL	0- 2	0- 2	11- 5			
5- 3	0- 0	0- 0	HOME	0- 0	0- 0	5- 3			
6- 7	0- 1	0- 0	AWAY	0- 2	0- 2	6- 2			
0- 0	0- 0	0- 0	NEUTRAL	0- 0	0- 0	0- 0			
0- 8	0- 1	0- 0	NON-CONFERENCE	0- 2	0- 2	0- 3			
0- 2	0- 0	0- 0	HOME	0- 0	0- 0	0- 2			
0- 6	0- 1	0- 0	AWAY	0- 2	0- 2	0- 1			
0- 0	0- 0	0- 0	NEUTRAL	0- 0	0- 0	0- 0			
11- 2	0- 0	0- 0	CONFERENCE	0- 0	0- 0	11- 2			
5- 1	0- 0	0- 0	HOME	0- 0	0- 0	5- 1			
6- 1	0- 0	0- 0	AWAY	0- 0	0- 0	6- 1			
0- 0	0- 0	0- 0	NEUTRAL	0- 0	0- 0	0- 0			

RPI 1-25				RPI 26-50				RPI 51-100				RPI 101+ Team's RPI: 184			
RPI	S	Opponent	Score	RPI	S	Opponent	Score	RPI	S	Opponent	Score	RPI	S	Opponent	Score
19	A	Oklahoma	73 <b>100</b>					79	A	TCU	68 <b>72</b>	132	A	Texas St.	72 <b>79</b>
								91	A	Wright St.	61 <b>82</b>	146	A	Tulsa	69 <b>73</b>
												154	H	Stephen F. Austin	55 <b>59</b>
												160	H	La.-Lafayette	55 <b>75</b>
												177	H	UTSA	40 <b>72</b>
												215	A	Northwestern St.	82 72
												225	H	Nicholls St.	67 62
												256	A	Rice	63 <b>97</b>
												260	A	Abilene Christian	73 58
												260	H	Abilene Christian	76 72
												261	H	Central Ark.	82 46
												270	A	A&M-Corpus Christi	51 <b>56</b>
												285	A	Houston Baptist	80 64
												285	H	Houston Baptist	79 62
												303	A	Sam Houston St.	87 68
												306	H	Southeastern La.	83 60
												336	A	Incarnate Word	67 45
												340	A	New Orleans	64 54
LAST 12 Division I GAMES:															
285	H	Houston Baptist	79 62	154	H	Stephen F. Austin	55 <b>59</b>								
336	A	Incarnate Word	67 45	215	A	Northwestern St.	82 72								
260	A	Abilene Christian	73 58	306	H	Southeastern La.	83 60								
260	H	Abilene Christian	76 72	261	H	Central Ark.	82 46								
303	A	Sam Houston St.	87 68	270	A	A&M-Corpus Christi	51 <b>56</b>								
285	A	Houston Baptist	80 64	340	A	New Orleans	64 54								

Non-Div I Games:      Huston-Tillotson    95   47      St. Thomas (TX)    67   35      Ohio Valley      93   42

Lamar

Loss, Non-Conf, S Site, H Home A Away N Neutral



Average RPI Win: <b>228</b>	WON-LOST	WINNING	LAST 10	STRENGTH OF	OPP. STRENGTH	TEAM	ADJ.	CONF.	ADJ CONF.
Average RPI Loss: <b>113</b>	RECORD	PCT. RANK	GAMES	SCHEDULE	OF SCHEDULE	RPI	RPI	RPI	RPI
DIV. I ONLY	16- 7	60	6- 4	228	190	99	99	19	19
DIV. I NON-CONF.	7- 2	47	0- 0	230	157	75	75	21	21
TOTALS	RPI 1-25	RPI 26-50	W-L RECORDS	RPI 51-100	RPI 101-150	RPI 150+			
16- 7	0- 1	0- 0	OVERALL	2- 4	1- 0	13- 2			
7- 2	0- 0	0- 0	HOME	2- 2	0- 0	5- 0			
8- 5	0- 1	0- 0	AWAY	0- 2	1- 0	7- 2			
1- 0	0- 0	0- 0	NEUTRAL	0- 0	0- 0	1- 0			
7- 2	0- 1	0- 0	NON-CONFERENCE	1- 1	1- 0	5- 0			
1- 1	0- 0	0- 0	HOME	1- 1	0- 0	0- 0			
5- 1	0- 1	0- 0	AWAY	0- 0	1- 0	4- 0			
1- 0	0- 0	0- 0	NEUTRAL	0- 0	0- 0	1- 0			
9- 5	0- 0	0- 0	CONFERENCE	1- 3	0- 0	8- 2			
6- 1	0- 0	0- 0	HOME	1- 1	0- 0	5- 0			
3- 4	0- 0	0- 0	AWAY	0- 2	0- 0	3- 2			
0- 0	0- 0	0- 0	NEUTRAL	0- 0	0- 0	0- 0			

RPI S	Opponent	Score	RPI S	Opponent	Score	RPI S	Opponent	Score	RPI S	Opponent	Score
11	A Arizona St.	61 <b>81</b>				53	H Duquesne	75 <b>82</b>	119	A Saint Joseph's	73 71
						75	A American	64 <b>74</b>	162	H Bucknell	76 61
						75	H American	73 <b>75</b>	188	A Holy Cross	66 60
						95	A Army	62 <b>66</b>	188	H Holy Cross	71 58
						95	H Army	63 51	200	H Lafayette	65 60
						97	H Hampton	85 67	205	A Sacred Heart	85 77
									220	A Navy	44 <b>47</b>
									258	A Monmouth	82 70
									264	A Loyola Maryland	52 <b>64</b>
									264	H Loyola Maryland	75 61
									283	A Colgate	86 68
									299	A NJIT	74 54
									312	N Eastern Ill.	72 69
									316	A Boston U.	78 71
									316	H Boston U.	85 64
									338	A Saint Peter's	70 58
LAST 12 Division I GAMES:											
188	H Holy Cross	71 58	200	H Lafayette	65 60						
75	A American	64 <b>74</b>	220	A Navy	44 <b>47</b>						
264	H Loyola Maryland	75 61	188	A Holy Cross	66 60						
95	A Army	62 <b>66</b>	75	H American	73 <b>75</b>						
316	A Boston U.	78 71	264	A Loyola Maryland	52 <b>64</b>						
162	H Bucknell	76 61	95	H Army	63 51						

Non-Div I Games: East Stroudsburg 77 53

Lehigh

■ Loss, 
 ■ Non-Conf, S Site, 
 ■ Home 
 ■ Away 
 N Neutral



RPI 1-25			
RPI	S	Opponent	Score
6	N	South Carolina	44 84
RPI 26-50			
RPI	S	Opponent	Score
40	A	Minnesota	60 74
RPI 51-100 Team's RPI: 83			
RPI	S	Opponent	Score
74	A	North Carolina St.	64 67
RPI 101+			
RPI	S	Opponent	Score
119	H	Saint Joseph's	76 75
122	A	Elon	62 73
123	H	VCU	69 53
190	A	High Point	58 41
190	H	High Point	64 47
193	N	Penn. St.	80 68
195	A	Radford	72 63
195	H	Radford	75 39
208	H	Charlotte	77 79
221	A	Winthrop	58 63
226	H	Campbell	64 40
230	A	Georgia St.	73 71
238	A	Presbyterian	63 41
238	H	Presbyterian	59 42
281	A	Gardner-Webb	61 48
281	H	Gardner-Webb	56 47
317	A	Coastal Caro.	66 47
317	H	Coastal Caro.	78 64
326	A	UNC Asheville	67 55
326	H	UNC Asheville	62 58
347	H	Longwood	70 48
348	A	Charleston So.	86 51
LAST 12 Division I GAMES:			
230	A	Georgia St.	73 71
238	A	Presbyterian	63 41
317	H	Coastal Caro.	78 64
281	A	Gardner-Webb	61 48
195	H	Radford	75 39
190	A	High Point	58 41
326	H	UNC Asheville	62 58
226	H	Campbell	64 40
221	A	Winthrop	58 63
348	A	Charleston So.	86 51
347	H	Longwood	70 48
317	A	Coastal Caro.	66 47

Page 145



Average RPI Win:	252	WON-LOST	WINNING	LAST 10	STRENGTH OF	OPP. STRENGTH	TEAM	ADJ.	CONF.	ADJ CONF.
Average RPI Loss:	130	RECORD	PCT. RANK	GAMES	SCHEDULE	OF SCHEDULE	RPI	RPI	RPI	RPI
DIV. I ONLY	7- 16	280	0- 6	124	169	234	234	11	11	
DIV. I NON-CONF.	4- 9	243	0- 1	260	226	290	290	12	12	
TOTALS	RPI 1-25	RPI 26-50	W-L RECORDS	RPI 51-100	RPI 101-150	RPI 150+				
7- 16	0- 3	0- 2	OVERALL	0- 2	1- 0	6- 9				
4- 6	0- 2	0- 1	HOME	0- 1	1- 0	3- 2				
3- 9	0- 1	0- 1	AWAY	0- 1	0- 0	3- 6				
0- 1	0- 0	0- 0	NEUTRAL	0- 0	0- 0	0- 1				
4- 9	0- 1	0- 0	NON-CONFERENCE	0- 2	0- 0	4- 6				
3- 3	0- 1	0- 0	HOME	0- 1	0- 0	3- 1				
1- 5	0- 0	0- 0	AWAY	0- 1	0- 0	1- 4				
0- 1	0- 0	0- 0	NEUTRAL	0- 0	0- 0	0- 1				
3- 7	0- 2	0- 2	CONFERENCE	0- 0	1- 0	2- 3				
1- 3	0- 1	0- 1	HOME	0- 0	1- 0	0- 1				
2- 4	0- 1	0- 1	AWAY	0- 0	0- 0	2- 2				
0- 0	0- 0	0- 0	NEUTRAL	0- 0	0- 0	0- 0				

RPI 1-25				RPI 26-50				RPI 51-100				RPI 101+ Team's RPI: 234			
RPI	S	Opponent	Score	RPI	S	Opponent	Score	RPI	S	Opponent	Score	RPI	S	Opponent	Score
1	H	Tennessee	51 85	46	A	Stetson	75 103	91	H	Wright St.	66 79	134	H	Kennesaw St.	79 61
16	A	FGCU	43 69	46	H	Stetson	77 82	96	A	Georgia Tech	53 71	157	A	Northern Ky.	57 64
16	H	FGCU	49 71									157	H	Northern Ky.	70 81
												159	N	Harvard	63 84
												164	A	Belmont	60 80
												178	A	Xavier	38 62
												201	A	USC Upstate	68 71
												207	A	UAB	54 72
												219	A	Morehead St.	61 59
												222	H	Tennessee St.	55 73
												244	A	Jacksonville	75 63
												263	A	North Florida	71 62
												284	H	Jackson St.	72 45
												287	H	Ga. Southern	80 74
												322	A	Murray St.	71 74
												333	H	Tennessee Tech	72 53
LAST 12 Division I GAMES:															
159	N	Harvard	63 84	263	A	North Florida	71 62								
16	A	FGCU	43 69	244	A	Jacksonville	75 63								
46	A	Stetson	75 103	134	H	Kennesaw St.	79 61								
157	A	Northern Ky.	57 64	201	A	USC Upstate	68 71								
46	H	Stetson	77 82	157	H	Northern Ky.	70 81								
16	H	FGCU	49 71	96	A	Georgia Tech	53 71								

Non-Div I Games: Trevecca Nazarene 95 71

Lipscomb

Loss, Non-Conf, S Site, H Home A Away N Neutral



Average RPI Win:	200	WON-LOST	WINNING	LAST 10	STRENGTH OF	OPP. STRENGTH	TEAM	ADJ.	CONF.	ADJ CONF.
Average RPI Loss:	105	RECORD	PCT. RANK	GAMES	SCHEDULE	OF SCHEDULE	RPI	RPI	RPI	RPI
DIV. I ONLY	19- 5	27	6- 4	287	89	101	101	15	15	
DIV. I NON-CONF.	12- 1	7	1- 0	208	61	50	50	15	15	
TOTALS	RPI 1-25	RPI 26-50	W-L RECORDS	RPI 51-100	RPI 101-150	RPI 150+				
19- 5	0- 0	1- 0	OVERALL	2- 2	4- 3	12- 0				
11- 3	0- 0	1- 0	HOME	2- 1	1- 2	7- 0				
7- 2	0- 0	0- 0	AWAY	0- 1	2- 1	5- 0				
1- 0	0- 0	0- 0	NEUTRAL	0- 0	1- 0	0- 0				
12- 1	0- 0	1- 0	NON-CONFERENCE	2- 1	2- 0	7- 0				
7- 1	0- 0	1- 0	HOME	2- 1	0- 0	4- 0				
4- 0	0- 0	0- 0	AWAY	0- 0	1- 0	3- 0				
1- 0	0- 0	0- 0	NEUTRAL	0- 0	1- 0	0- 0				
7- 4	0- 0	0- 0	CONFERENCE	0- 1	2- 3	5- 0				
4- 2	0- 0	0- 0	HOME	0- 0	1- 2	3- 0				
3- 2	0- 0	0- 0	AWAY	0- 1	1- 1	2- 0				
0- 0	0- 0	0- 0	NEUTRAL	0- 0	0- 0	0- 0				

RPI 1-25				RPI 26-50				RPI 51-100				RPI 101+				Team's RPI: 101	
RPI	S	Opponent	Score	RPI	S	Opponent	Score	RPI	S	Opponent	Score	RPI	S	Opponent	Score		
				26	H	California	58 56	52	H	Pacific	53 43	108	H	CSUN	52 67		
								65	H	LSU	59 44	109	H	UC Davis	63 60		
								73	H	Southern California	85 90	124	N	Boise St.	68 50		
								82	A	Hawaii	64 72	125	A	Colorado	62 56		
												130	A	Cal Poly	85 74		
												130	H	Cal Poly	57 58		
												131	A	UC Riverside	74 80		
												174	H	San Francisco	70 58		
												198	A	Pepperdine	78 69		
												212	H	Fla. Atlantic	85 60		
												213	H	Cal St. Fullerton	74 70		
												218	A	San Diego St.	74 62		
												271	A	UC Irvine	62 46		
												271	H	UC Irvine	57 40		
												308	A	Portland St.	62 58		
												313	H	LIU Brooklyn	71 63		
												319	H	Seattle	85 73		
												335	A	UC Santa Barbara	81 44		
												335	H	UC Santa Barbara	68 38		
LAST 12 Division I GAMES:																	
				130	H	Cal Poly	57 58	108	H	CSUN	52 67						
				335	H	UC Santa Barbara	68 38	335	A	UC Santa Barbara	81 44						
				131	A	UC Riverside	74 80	130	A	Cal Poly	85 74						
				271	A	UC Irvine	62 46	109	H	UC Davis	63 60						
				213	H	Cal St. Fullerton	74 70	271	H	UC Irvine	57 40						
				82	A	Hawaii	64 72	125	A	Colorado	62 56						

Non-Div I Games: Alas. Anchorage 69 60

Long Beach St.

■ Loss, 
 ■ Non-Conf, S Site, 
 ■ Home 
 ■ Away 
 N Neutral



Average RPI Win:	315	WON-LOST	WINNING	LAST 10	STRENGTH OF	OPP. STRENGTH	TEAM	ADJ.	CONF.	ADJ CONF.
Average RPI Loss:	210	RECORD	PCT. RANK	GAMES	SCHEDULE	OF SCHEDULE	RPI	RPI	RPI	RPI
DIV. I ONLY	3- 23	340	1- 9	301	312	347	347	29	29	
DIV. I NON-CONF.	0- 9	339	0- 0	304	62	347	347	32	32	
TOTALS	RPI 1-25	RPI 26-50	W-L RECORDS	RPI 51-100	RPI 101-150	RPI 150+				
3- 23	0- 0	0- 0	OVERALL	0- 2	0- 2	3- 19				
3- 7	0- 0	0- 0	HOME	0- 0	0- 0	3- 7				
0- 16	0- 0	0- 0	AWAY	0- 1	0- 0	0- 2				
0- 0	0- 0	0- 0	NEUTRAL	0- 0	0- 0	0- 0				
0- 9	0- 0	0- 0	NON-CONFERENCE	0- 1	0- 2	0- 6				
0- 2	0- 0	0- 0	HOME	0- 0	0- 0	0- 2				
0- 7	0- 0	0- 0	AWAY	0- 1	0- 2	0- 4				
0- 0	0- 0	0- 0	NEUTRAL	0- 0	0- 0	0- 0				
3- 14	0- 0	0- 0	CONFERENCE	0- 1	0- 0	3- 13				
3- 5	0- 0	0- 0	HOME	0- 0	0- 0	3- 5				
0- 9	0- 0	0- 0	AWAY	0- 1	0- 0	0- 8				
0- 0	0- 0	0- 0	NEUTRAL	0- 0	0- 0	0- 0				

RPI S	Opponent	Score	RPI S	Opponent	Score	RPI S	Opponent	Score	RPI S	Opponent	Score	Team's RPI: 347
						83	A Liberty	48 70	103	A Virginia	49 91	
						90	A Richmond	50 80	143	A Florida	46 91	
									166	A William & Mary	55 90	
									167	A Clemson	56 72	
									190	A High Point	60 81	
									190	H High Point	63 77	
									195	A Radford	45 55	
									195	H Radford	60 78	
									199	A Virginia Tech	42 74	
									202	A Wake Forest	60 64	
									221	A Winthrop	48 81	
									221	H Winthrop	62 63	
									223	H George Mason	61 83	
									226	A Campbell	56 68	
									226	H Campbell	58 65	
									238	A Presbyterian	48 53	
									281	A Gardner-Webb	53 80	
									281	H Gardner-Webb	63 59	
									304	H UNC Greensboro	64 70	
									317	A Coastal Caro.	44 75	
									317	H Coastal Caro.	78 74	
									326	A UNC Asheville	77 88	
									326	H UNC Asheville	44 60	
									348	H Charleston So.	79 71	
LAST 12 Division I GAMES:												
317	A	Coastal Caro.	44	75	221	H	Winthrop	62	63			
195	A	Radford	45	55	348	H	Charleston So.	79	71			
281	A	Gardner-Webb	53	80	238	A	Presbyterian	48	53			
326	A	UNC Asheville	77	88	83	A	Liberty	48	70			
190	H	High Point	63	77	195	H	Radford	60	78			
226	A	Campbell	56	68	317	H	Coastal Caro.	78	74			

Non-Div I Games:

Longwood

■ Loss, 
 ■ Non-Conf, 
 ■ S Site, 
 ■ H Home 
 ■ A Away 
 N Neutral



Average RPI Win: 230		WON-LOST	WINNING	LAST 10	STRENGTH OF	OPP. STRENGTH	TEAM	ADJ.	CONF.	ADJ CONF.
Average RPI Loss: 114		RECORD	PCT. RANK	GAMES	SCHEDULE	OF SCHEDULE	RPI	RPI	RPI	RPI
DIV. I ONLY		12- 11	164	6- 4	110	214	113	113	17	17
DIV. I NON-CONF.		4- 6	207	0- 0	123	231	130	130	17	17
TOTALS		RPI 1-25	RPI 26-50	W-L RECORDS	RPI 51-100	RPI 101-150	RPI 150+			
12- 11	0- 0		0- 2	OVERALL	0- 5	1- 0	11- 4			
5- 3	0- 0		0- 0	HOME	0- 2	0- 0	5- 1			
6- 8	0- 0		0- 0	AWAY	0- 2	1- 0	5- 0			
1- 0	0- 0		0- 0	NEUTRAL	0- 0	0- 0	1- 0			
4- 6	0- 0		0- 1	NON-CONFERENCE	0- 2	0- 0	4- 3			
1- 0	0- 0		0- 0	HOME	0- 0	0- 0	1- 0			
2- 6	0- 0		0- 1	AWAY	0- 2	0- 0	2- 3			
1- 0	0- 0		0- 0	NEUTRAL	0- 0	0- 0	1- 0			
8- 5	0- 0		0- 1	CONFERENCE	0- 3	1- 0	7- 1			
4- 3	0- 0		0- 0	HOME	0- 2	0- 0	4- 1			
4- 2	0- 0		0- 1	AWAY	0- 1	1- 0	3- 0			
0- 0	0- 0		0- 0	NEUTRAL	0- 0	0- 0	0- 0			

RPI 1-25			
RPI	S	Opponent	Score
32	A	Mississippi St.	77 81
34	A	Western Ky.	66 82

RPI 26-50			
RPI	S	Opponent	Score
32	A	Mississippi St.	77 81
34	A	Western Ky.	66 82

RPI 51-100			
RPI	S	Opponent	Score
55	A	Middle Tenn.	59 82
55	H	Middle Tenn.	44 68
65	A	LSU	59 73
93	H	Southern Miss.	77 79
96	A	Georgia Tech	81 96

RPI 101+			
RPI	S	Opponent	Score
127	A	Marshall	68 67
154	A	Stephen F. Austin	76 69
159	N	Harvard	83 64
160	A	La.-Lafayette	55 58
177	H	UTSA	79 74
207	A	UAB	61 55
207	H	UAB	54 63
212	A	Fla. Atlantic	73 68
215	A	Northwestern St.	57 69
225	H	Nicholls St.	80 62
242	A	Utah	52 67
249	H	UTEP	90 72
256	H	Rice	88 71
323	H	North Texas	92 57
330	A	FIU	79 56
341	A	Alabama A&M	70 68

Team's RPI:			
			113

LAST 12 Division I GAMES:			
330	A	FIU	79 56
212	A	Fla. Atlantic	73 68
55	H	Middle Tenn.	44 68
207	H	UAB	54 63
127	A	Marshall	68 67
34	A	Western Ky.	66 82
256	H	Rice	88 71
323	H	North Texas	92 57
55	A	Middle Tenn.	59 82
207	A	UAB	61 55
177	H	UTSA	79 74
249	H	UTEP	90 72

Non-Div I Games:	Loyola (LA)	75	61
------------------	-------------	----	----

Louisiana Tech

Loss, Non-Conf, S Site, H Home A Away N Neutral



## Louisville

Through Games Of Feb. 15, 2015

Average RPI Win:	123	WON-LOST	WINNING	LAST 10	STRENGTH OF	OPP. STRENGTH	TEAM	ADJ.	CONF.	ADJ CONF.
Average RPI Loss:	11	RECORD	PCT. RANK	GAMES	SCHEDULE	OF SCHEDULE	RPI	RPI	RPI	RPI
DIV. I ONLY	22- 3	12	8- 2	10	38	8	8	2	2	
DIV. I NON-CONF.	12- 1	7	0- 0	39	124	12	12	3	3	
TOTALS	RPI 1-25	RPI 26-50	W-L RECORDS	RPI 51-100	RPI 101-150	RPI 150+				
22- 3	2- 3	6- 0	OVERALL	2- 0	3- 0	9- 0				
15- 1	2- 1	4- 0	HOME	2- 0	3- 0	4- 0				
7- 2	0- 2	2- 0	AWAY	0- 0	0- 0	5- 0				
0- 0	0- 0	0- 0	NEUTRAL	0- 0	0- 0	0- 0				
12- 1	1- 1	2- 0	NON-CONFERENCE	0- 0	2- 0	7- 0				
8- 1	1- 1	1- 0	HOME	0- 0	2- 0	4- 0				
4- 0	0- 0	1- 0	AWAY	0- 0	0- 0	3- 0				
0- 0	0- 0	0- 0	NEUTRAL	0- 0	0- 0	0- 0				
10- 2	1- 2	4- 0	CONFERENCE	2- 0	1- 0	2- 0				
7- 0	1- 0	3- 0	HOME	2- 0	1- 0	0- 0				
3- 2	0- 2	1- 0	AWAY	0- 0	0- 0	2- 0				
0- 0	0- 0	0- 0	NEUTRAL	0- 0	0- 0	0- 0				

RPI 1-25				RPI 26-50				RPI 51-100				RPI 101+			
RPI	S	Opponent	Score	RPI	S	Opponent	Score	RPI	S	Opponent	Score	RPI	S	Opponent	Score
7	H	Iowa	86 52	26	A	California	70 57	74	H	North Carolina St.	65 58	103	H	Virginia	67 55
9	H	Kentucky	68 77	29	H	Syracuse	78 58	96	H	Georgia Tech	75 48	136	H	Ball St.	69 56
12	A	Duke	58 66	31	A	Pittsburgh	63 57					147	H	UT Martin	77 43
13	A	Florida St.	63 68	31	H	Pittsburgh	48 35					155	H	Old Dominion	100 46
14	H	North Carolina	75 66	34	H	Western Ky.	89 67					164	H	Belmont	95 35
				42	H	Miami (FL)	68 55					167	A	Clemson	81 49
												200	H	Lafayette	102 61
												202	A	Wake Forest	79 68
												239	A	IUPUI	89 69
												247	H	Evansville	73 51
												259	A	Valparaiso	86 59
												296	A	Grand Canyon	65 51
LAST 12 Division I GAMES:															
				14	H	North Carolina	75 66	13	A	Florida St.	63 68				
				167	A	Clemson	81 49	103	H	Virginia	67 55				
				31	H	Pittsburgh	48 35	74	H	North Carolina St.	65 58				
				12	A	Duke	58 66	202	A	Wake Forest	79 68				
				29	H	Syracuse	78 58	31	A	Pittsburgh	63 57				
				42	H	Miami (FL)	68 55	96	H	Georgia Tech	75 48				

Non-Div I Games:

Louisville

■ Loss, 
 ■ Non-Conf, S Site, 
 ■ Home 
 ■ Away 
 N Neutral



Average RPI Win: 219		WON-LOST	WINNING	LAST 10	STRENGTH OF	OPP. STRENGTH	TEAM	ADJ.	CONF.	ADJ CONF.
Average RPI Loss: 154		RECORD	PCT. RANK	GAMES	SCHEDULE	OF SCHEDULE	RPI	RPI	RPI	RPI
DIV. I ONLY		4- 20	319	2- 8	152	195	295	295	18	18
DIV. I NON-CONF.		2- 9	297	0- 0	147	148	273	273	16	16
TOTALS		RPI 1-25	RPI 26-50	W-L RECORDS	RPI 51-100	RPI 101-150	RPI 150+			
4- 20	0- 0		0- 1	OVERALL	0- 5	0- 4	4- 10			
3- 9	0- 0		0- 0	HOME	0- 4	0- 2	3- 3			
1- 11	0- 0		0- 1	AWAY	0- 1	0- 2	1- 7			
0- 0	0- 0		0- 0	NEUTRAL	0- 0	0- 0	0- 0			
2- 9	0- 0		0- 1	NON-CONFERENCE	0- 2	0- 2	2- 4			
1- 4	0- 0		0- 0	HOME	0- 2	0- 1	1- 1			
1- 5	0- 0		0- 1	AWAY	0- 0	0- 1	1- 3			
0- 0	0- 0		0- 0	NEUTRAL	0- 0	0- 0	0- 0			
2- 11	0- 0		0- 0	CONFERENCE	0- 3	0- 2	2- 6			
2- 5	0- 0		0- 0	HOME	0- 2	0- 1	2- 2			
0- 6	0- 0		0- 0	AWAY	0- 1	0- 1	0- 4			
0- 0	0- 0		0- 0	NEUTRAL	0- 0	0- 0	0- 0			

RPI 1-25				RPI 26-50				RPI 51-100				RPI 101+				Team's RPI: 295	
RPI	S	Opponent	Score	RPI	S	Opponent	Score	RPI	S	Opponent	Score	RPI	S	Opponent	Score		
				37	A	Northwestern	33 70	56	A	Wichita St.	55 64	104	A	Southern Ill.	58 64		
								56	H	Wichita St.	41 65	105	H	Michigan St.	38 90		
								59	H	DePaul	84 109	111	H	UNI	58 75		
								72	H	Drake	60 86	116	A	Missouri	45 56		
								96	H	Georgia Tech	57 92	157	A	Northern Ky.	45 38		
												158	A	Indiana St.	37 64		
												158	H	Indiana St.	61 50		
												171	A	Dartmouth	58 70		
												194	A	Missouri St.	64 83		
												194	H	Missouri St.	57 87		
												207	H	UAB	51 61		
												211	A	Ill.-Chicago	28 63		
												247	A	Evansville	38 63		
												247	H	Evansville	70 58		
												262	A	Marquette	71 86		
												312	H	Eastern Ill.	63 52		
												314	H	Bradley	45 46		
												318	A	Illinois St.	56 72		
LAST 12 Division I GAMES:																	
				194	A	Missouri St.	64 83	314	H	Bradley	45 46						
				56	A	Wichita St.	55 64	56	H	Wichita St.	41 65						
				158	H	Indiana St.	61 50	194	H	Missouri St.	57 87						
				247	H	Evansville	70 58	158	A	Indiana St.	37 64						
				318	A	Illinois St.	56 72	247	A	Evansville	38 63						
				104	A	Southern Ill.	58 64	111	H	UNI	58 75						

Non-Div I Games:

Loyola Chicago

Loss, Non-Conf, S Site, H Home A Away N Neutral



Loyola Maryland

Through Games Of Feb. 15, 2015

Average RPI Win:	253	WON-LOST	WINNING	LAST 10	STRENGTH OF	OPP. STRENGTH	TEAM	ADJ.	CONF.	ADJ CONF.
Average RPI Loss:	136	RECORD	PCT. RANK	GAMES	SCHEDULE	OF SCHEDULE	RPI	RPI	RPI	RPI
DIV. I ONLY	7- 18	288	3- 7	148	171	264	264	19	19	
DIV. I NON-CONF.	2- 9	297	0- 0	194	81	303	303	21	21	
TOTALS	RPI 1-25	RPI 26-50	W-L RECORDS	RPI 51-100	RPI 101-150	RPI 150+				
7- 18	0- 2	0- 1	OVERALL	1- 7	0- 0	6- 8				
5- 8	0- 1	0- 0	HOME	1- 4	0- 0	4- 3				
2- 10	0- 1	0- 1	AWAY	0- 3	0- 0	2- 4				
0- 0	0- 0	0- 0	NEUTRAL	0- 0	0- 0	0- 0				
2- 9	0- 2	0- 1	NON-CONFERENCE	0- 2	0- 0	2- 4				
2- 4	0- 1	0- 0	HOME	0- 2	0- 0	2- 1				
0- 5	0- 1	0- 1	AWAY	0- 0	0- 0	0- 3				
0- 0	0- 0	0- 0	NEUTRAL	0- 0	0- 0	0- 0				
5- 9	0- 0	0- 0	CONFERENCE	1- 5	0- 0	4- 4				
3- 4	0- 0	0- 0	HOME	1- 2	0- 0	2- 2				
2- 5	0- 0	0- 0	AWAY	0- 3	0- 0	2- 2				
0- 0	0- 0	0- 0	NEUTRAL	0- 0	0- 0	0- 0				

RPI 1-25				RPI 26-50				RPI 51-100				RPI 101+ Team's RPI: 264			
RPI	S	Opponent	Score	RPI	S	Opponent	Score	RPI	S	Opponent	Score	RPI	S	Opponent	Score
5	A	Maryland	43 65	31	A	Pittsburgh	46 84	51	H	East Carolina	33 82	162	A	Bucknell	49 66
17	H	George Washington	49 72					75	A	American	50 62	166	A	William & Mary	71 72
								75	H	American	44 55	188	A	Holy Cross	57 51
								95	A	Army	44 55	200	A	Lafayette	63 69
								95	H	Army	53 62	200	H	Lafayette	49 57
								98	H	Cornell	61 79	220	H	Navy	55 49
								99	A	Lehigh	61 75	227	H	Towson	50 63
								99	H	Lehigh	64 52	279	A	UMBC	58 81
												283	H	Colgate	45 72
												286	A	Georgetown	44 71
												293	H	Mt. St. Mary's	56 49
												316	A	Boston U.	63 53
												316	H	Boston U.	66 55
												338	H	Saint Peter's	59 49
LAST 12 Division I GAMES:															
316	H	Boston U.	66 55	283	H	Colgate	45 72								
200	A	Lafayette	63 69	162	A	Bucknell	49 66								
99	A	Lehigh	61 75	316	A	Boston U.	63 53								
75	H	American	44 55	200	H	Lafayette	49 57								
95	H	Army	53 62	99	H	Lehigh	64 52								
188	A	Holy Cross	57 51	75	A	American	50 62								

Non-Div I Games:

Loyola Maryland

Loss, Non-Conf, S Site, H Home A Away N Neutral



## Loyola Marymount

Through Games Of Feb. 15, 2015

Average RPI Win:	244	WON-LOST	WINNING	LAST 10	STRENGTH OF	OPP. STRENGTH	TEAM	ADJ.	CONF.	ADJ CONF.
Average RPI Loss:	117	RECORD	PCT. RANK	GAMES	SCHEDULE	OF SCHEDULE	RPI	RPI	RPI	RPI
DIV. I ONLY	4- 22	327	2- 8	70	134	276	276	8	8	
DIV. I NON-CONF.	2- 9	297	0- 0	157	248	305	305	8	8	
TOTALS	RPI 1-25	RPI 26-50	W-L RECORDS	RPI 51-100	RPI 101-150	RPI 150+				
4- 22	0- 0	0- 4	OVERALL	0- 10	0- 2	4- 6				
4- 10	0- 0	0- 2	HOME	0- 5	0- 2	4- 1				
0- 12	0- 0	0- 2	AWAY	0- 5	0- 0	0- 5				
0- 0	0- 0	0- 0	NEUTRAL	0- 0	0- 0	0- 0				
2- 9	0- 0	0- 0	NON-CONFERENCE	0- 4	0- 2	2- 3				
2- 4	0- 0	0- 0	HOME	0- 2	0- 2	2- 0				
0- 5	0- 0	0- 0	AWAY	0- 2	0- 0	0- 3				
0- 0	0- 0	0- 0	NEUTRAL	0- 0	0- 0	0- 0				
2- 13	0- 0	0- 4	CONFERENCE	0- 6	0- 0	2- 3				
2- 6	0- 0	0- 2	HOME	0- 3	0- 0	2- 1				
0- 7	0- 0	0- 2	AWAY	0- 3	0- 0	0- 2				
0- 0	0- 0	0- 0	NEUTRAL	0- 0	0- 0	0- 0				

RPI 1-25				RPI 26-50				RPI 51-100				RPI 101+ Team's RPI: 276			
RPI	S	Opponent	Score	RPI	S	Opponent	Score	RPI	S	Opponent	Score	RPI	S	Opponent	Score
				41	A	Gonzaga	62 76	52	A	Pacific	69 89	130	H	Cal Poly	79 87
				41	H	Gonzaga	59 82	52	H	Pacific	61 84	131	H	UC Riverside	55 81
				47	A	St. Mary's (CA)	71 72	58	A	Oklahoma St.	65 76	174	H	San Francisco	65 74
				47	H	St. Mary's (CA)	49 56	64	A	BYU	59 74	196	H	Santa Clara	82 57
								64	H	BYU	63 71	198	A	Pepperdine	91 98
								66	A	San Diego	49 68	207	H	UAB	66 61
								66	H	San Diego	59 67	246	A	UNLV	76 91
								68	H	Washington St.	60 87	266	A	Northern Ariz.	64 82
								73	A	Southern California	54 96	280	H	Bowling Green	51 48
								82	H	Hawaii	76 85	292	A	Portland	65 83
												292	H	Portland	77 73
												319	A	Seattle	57 62
LAST 12 Division I GAMES:															
				292	H	Portland	77 73					174	H	San Francisco	65 74
				41	H	Gonzaga	59 82					196	H	Santa Clara	82 57
				64	A	BYU	59 74					41	A	Gonzaga	62 76
				66	A	San Diego	49 68					292	A	Portland	65 83
				52	H	Pacific	61 84					66	H	San Diego	59 67
				47	H	St. Mary's (CA)	49 56					64	H	BYU	63 71

Non-Div I Games:

Loyola Marymount

■ Loss, 
 ■ Non-Conf, 
 ■ S Site, 
 ■ H Home 
 ■ A Away 
 N Neutral



Average RPI Win:	206	WON-LOST	WINNING	LAST 10	STRENGTH OF	OPP. STRENGTH	TEAM	ADJ.	CONF.	ADJ CONF.
Average RPI Loss:	126	RECORD	PCT. RANK	GAMES	SCHEDULE	OF SCHEDULE	RPI	RPI	RPI	RPI
DIV. I ONLY	19- 6	35	10- 0	176	185	77	77	23	23	
DIV. I NON-CONF.	8- 5	123	0- 1	199	128	133	133	24	24	
TOTALS	RPI 1-25	RPI 26-50	W-L RECORDS	RPI 51-100	RPI 101-150	RPI 150+				
19- 6	0- 1	0- 0	OVERALL	1- 1	2- 2	16- 2				
12- 2	0- 0	0- 0	HOME	0- 1	1- 0	11- 1				
7- 3	0- 0	0- 0	AWAY	1- 0	1- 2	5- 1				
0- 1	0- 1	0- 0	NEUTRAL	0- 0	0- 0	0- 0				
8- 5	0- 1	0- 0	NON-CONFERENCE	0- 0	2- 2	6- 2				
6- 1	0- 0	0- 0	HOME	0- 0	1- 0	5- 1				
2- 3	0- 0	0- 0	AWAY	0- 0	1- 2	1- 1				
0- 1	0- 1	0- 0	NEUTRAL	0- 0	0- 0	0- 0				
11- 1	0- 0	0- 0	CONFERENCE	1- 1	0- 0	10- 0				
6- 1	0- 0	0- 0	HOME	0- 1	0- 0	6- 0				
5- 0	0- 0	0- 0	AWAY	1- 0	0- 0	4- 0				
0- 0	0- 0	0- 0	NEUTRAL	0- 0	0- 0	0- 0				

RPI 1-25				RPI 26-50				RPI 51-100				Team's RPI: 77		RPI 101+			
RPI	S	Opponent	Score	RPI	S	Opponent	Score	RPI	S	Opponent	Score			RPI	S	Opponent	Score
14	N	North Carolina	36 65					84	A	Albany (NY)	52 44			102	H	Boston College	69 64
								84	H	Albany (NY)	43 49			117	A	Yale	55 57
														144	A	Central Conn. St.	72 58
														148	A	Bryant	52 65
														152	A	Hartford	68 57
														152	H	Hartford	63 45
														159	H	Harvard	65 46
														166	A	William & Mary	54 51
														171	H	Dartmouth	53 38
														186	A	Stony Brook	58 55
														186	H	Stony Brook	57 49
														189	A	Massachusetts	60 68
														205	H	Sacred Heart	58 59
														217	H	New Hampshire	87 56
														228	A	UMass Lowell	74 46
														228	H	UMass Lowell	68 54
														229	H	Brown	58 53
														279	A	UMBC	56 42
														290	H	Northeastern	60 51
														309	H	Vermont	74 46
														313	H	LIU Brooklyn	65 59
														320	H	Binghamton	70 48
LAST 12 Division I GAMES:																	
				186	H	Stony Brook	57 49					309	H	Vermont	74 46		
				228	A	UMass Lowell	74 46					320	H	Binghamton	70 48		
				152	H	Hartford	63 45					186	A	Stony Brook	58 55		
				84	A	Albany (NY)	52 44					228	H	UMass Lowell	68 54		
				217	H	New Hampshire	87 56					152	A	Hartford	68 57		
				279	A	UMBC	56 42					117	A	Yale	55 57		

Non-Div I Games:

Maine

■ Loss, 
 ■ Non-Conf, 
 ■ S Site, 
 ■ H Home 
 ■ A Away 
 N Neutral



Average RPI Win:	231	WON-LOST	WINNING	LAST 10	STRENGTH OF	OPP. STRENGTH	TEAM	ADJ.	CONF.	ADJ CONF.
Average RPI Loss:	180	RECORD	PCT. RANK	GAMES	SCHEDULE	OF SCHEDULE	RPI	RPI	RPI	RPI
DIV. I ONLY	2- 22	344	0- 9	166	292	321	321	24	24	
DIV. I NON-CONF.	1- 8	322	0- 0	49	304	256	256	23	23	
TOTALS	RPI 1-25	RPI 26-50	W-L RECORDS	RPI 51-100	RPI 101-150	RPI 150+				
2- 22	0- 0	0- 1	OVERALL	0- 4	0- 3	2- 14				
1- 11	0- 0	0- 0	HOME	0- 2	0- 2	1- 7				
1- 11	0- 0	0- 1	AWAY	0- 2	0- 1	1- 7				
0- 0	0- 0	0- 0	NEUTRAL	0- 0	0- 0	0- 0				
1- 8	0- 0	0- 0	NON-CONFERENCE	0- 4	0- 1	1- 3				
0- 5	0- 0	0- 0	HOME	0- 2	0- 1	0- 2				
1- 3	0- 0	0- 0	AWAY	0- 2	0- 0	1- 1				
0- 0	0- 0	0- 0	NEUTRAL	0- 0	0- 0	0- 0				
1- 14	0- 0	0- 1	CONFERENCE	0- 0	0- 2	1- 11				
1- 6	0- 0	0- 0	HOME	0- 0	0- 1	1- 5				
0- 8	0- 0	0- 1	AWAY	0- 0	0- 1	0- 6				
0- 0	0- 0	0- 0	NEUTRAL	0- 0	0- 0	0- 0				

RPI S	Opponent	Score	RPI S	Opponent	Score	RPI S	Opponent	Score	RPI S	Opponent	Score	Team's RPI: 321
			30  Quinnipiac	51  85		60  Ohio	58  82		120  Buffalo	58  68		
						75  American	52  60		129  Marist	38  77		
						81  Fordham	41  70		129  Marist	45  67		
						95  Army	49  81		170  Fairfield	26  43		
									176  Iona	41  60		
									176  Iona	62  79		
									179  Siena	51  59		
									187  La Salle	48  61		
									188  Holy Cross	66 60		
									216  Niagara	36  64		
									216  Niagara	46  53		
									217  New Hampshire	54  58		
									252  Canisius	44  55		
									252  Canisius	45  56		
									258  Monmouth	69  73		
									274  Rider	40  65		
									274  Rider	55 52		
									329  Fairleigh Dickinson	54  73		
									338  Saint Peter's	58  68		
LAST 12 Division I GAMES:												
274  Rider	40  65	179  Siena	51  59									
170  Fairfield	26  43	30  Quinnipiac	51  85									
338  Saint Peter's	58  68	258  Monmouth	69  73									
176  Iona	41  60	129  Marist	45  67									
216  Niagara	46  53	176  Iona	62  79									
129  Marist	38  77	274  Rider	55 52									

Non-Div I Games:

Manhattan

Loss, Non-Conf, S Site, Home Away N Neutral



Average RPI Win:	235	WON-LOST	WINNING	LAST 10	STRENGTH OF	OPP. STRENGTH	TEAM	ADJ.	CONF.	ADJ CONF.
Average RPI Loss:	116	RECORD	PCT. RANK	GAMES	SCHEDULE	OF SCHEDULE	RPI	RPI	RPI	RPI
DIV. I ONLY	16- 9	89	7- 3	194	201	129	129	24	24	
DIV. I NON-CONF.	4- 5	188	0- 0	108	96	172	172	23	23	
TOTALS	RPI 1-25	RPI 26-50	W-L RECORDS	RPI 51-100	RPI 101-150	RPI 150+				
16- 9	0- 1	0- 3	OVERALL	2- 1	0- 0	14- 4				
9- 4	0- 0	0- 1	HOME	2- 1	0- 0	7- 2				
6- 4	0- 1	0- 1	AWAY	0- 0	0- 0	6- 2				
1- 1	0- 0	0- 1	NEUTRAL	0- 0	0- 0	1- 0				
4- 5	0- 1	0- 1	NON-CONFERENCE	2- 1	0- 0	2- 2				
3- 1	0- 0	0- 0	HOME	2- 1	0- 0	1- 0				
0- 3	0- 1	0- 0	AWAY	0- 0	0- 0	0- 2				
1- 1	0- 0	0- 1	NEUTRAL	0- 0	0- 0	1- 0				
12- 4	0- 0	0- 2	CONFERENCE	0- 0	0- 0	12- 2				
6- 3	0- 0	0- 1	HOME	0- 0	0- 0	6- 2				
6- 1	0- 0	0- 1	AWAY	0- 0	0- 0	6- 0				
0- 0	0- 0	0- 0	NEUTRAL	0- 0	0- 0	0- 0				

RPI 1-25				RPI 26-50				RPI 51-100				RPI 101+ Team's RPI: 129			
RPI	S	Opponent	Score	RPI	S	Opponent	Score	RPI	S	Opponent	Score	RPI	S	Opponent	Score
2	A	Baylor	60 90	30	A	Quinnipiac	55 73	71	H	South Dakota St.	82 64	170	H	Fairfield	55 56
				30	H	Quinnipiac	62 80	84	H	Albany (NY)	61 58	172	A	Delaware	60 70
				46	N	Stetson	50 57	87	H	St. John's (NY)	48 49	176	A	Iona	63 58
												179	A	Siena	56 46
												179	H	Siena	65 58
												216	A	Niagara	75 66
												216	H	Niagara	65 70
												252	A	Canisius	63 49
												252	H	Canisius	74 64
												258	A	Monmouth	63 60
												258	H	Monmouth	75 65
												267	N	Utah St.	68 65
												274	H	Rider	60 46
												290	A	Northeastern	51 58
												316	H	Boston U.	77 50
												321	A	Manhattan	67 45
												321	H	Manhattan	77 38
												338	H	Saint Peter's	77 51
LAST 12 Division I GAMES:															
216	H	Niagara	65 70	338	H	Saint Peter's	77 51								
30	H	Quinnipiac	62 80	30	A	Quinnipiac	55 73								
252	A	Canisius	63 49	179	H	Siena	65 58								
216	A	Niagara	75 66	252	H	Canisius	74 64								
176	A	Iona	63 58	321	A	Manhattan	67 45								
321	H	Manhattan	77 38	258	A	Monmouth	63 60								

Non-Div I Games:

Marist

■ Loss, 
 ■ Non-Conf, 
 S Site, 
 ■ Home 
 ■ Away 
 N Neutral



Average RPI Win:	185	WON-LOST	WINNING	LAST 10	STRENGTH OF	OPP. STRENGTH	TEAM	ADJ.	CONF.	ADJ CONF.
Average RPI Loss:	121	RECORD	PCT. RANK	GAMES	SCHEDULE	OF SCHEDULE	RPI	RPI	RPI	RPI
DIV. I ONLY	7- 19	295	3- 7	118	82	262	262	10	10	
DIV. I NON-CONF.	4- 7	220	0- 0	164	48	246	246	9	9	
TOTALS	RPI 1-25	RPI 26-50	W-L RECORDS	RPI 51-100	RPI 101-150	RPI 150+				
7- 19	0- 2	2- 1	OVERALL	0- 7	1- 2	4- 7				
6- 10	0- 1	2- 0	HOME	0- 5	0- 1	4- 3				
1- 9	0- 1	0- 1	AWAY	0- 2	1- 1	0- 4				
0- 0	0- 0	0- 0	NEUTRAL	0- 0	0- 0	0- 0				
4- 7	0- 2	1- 0	NON-CONFERENCE	0- 1	0- 1	3- 3				
4- 3	0- 1	1- 0	HOME	0- 1	0- 0	3- 1				
0- 4	0- 1	0- 0	AWAY	0- 0	0- 1	0- 2				
0- 0	0- 0	0- 0	NEUTRAL	0- 0	0- 0	0- 0				
3- 12	0- 0	1- 1	CONFERENCE	0- 6	1- 1	1- 4				
2- 7	0- 0	1- 0	HOME	0- 4	0- 1	1- 2				
1- 5	0- 0	0- 1	AWAY	0- 2	1- 0	0- 2				
0- 0	0- 0	0- 0	NEUTRAL	0- 0	0- 0	0- 0				

RPI 1-25				RPI 26-50				RPI 51-100				RPI 101+ Team's RPI: 262			
RPI	S	Opponent	Score	RPI	S	Opponent	Score	RPI	S	Opponent	Score	RPI	S	Opponent	Score
12	A	Duke	51 83	44	A	Seton Hall	58 88	59	H	DePaul	67 101	126	A	Butler	77 74
23	H	Green Bay	66 94	44	H	Seton Hall	73 70	69	H	Creighton	75 93	126	H	Butler	67 76
				45	H	Vanderbilt	80 67	80	H	South Dakota	65 69	135	A	Wisconsin	64 89
								86	A	Villanova	48 68	157	H	Northern Ky.	68 77
								86	H	Villanova	59 75	175	A	Auburn	53 79
								87	A	St. John's (NY)	52 67	178	A	Xavier	72 91
								87	H	St. John's (NY)	52 64	178	H	Xavier	71 74
												202	A	Wake Forest	77 89
												224	H	Western Ill.	65 57
												236	H	Providence	58 66
												278	H	Milwaukee	85 80
												286	A	Georgetown	76 83
												286	H	Georgetown	80 73
												295	H	Loyola Chicago	86 71
LAST 12 Division I GAMES:															
44	H	Seton Hall	73 70	69	H	Creighton	75 93								
87	H	St. John's (NY)	52 64	236	H	Providence	58 66								
126	A	Butler	77 74	87	A	St. John's (NY)	52 67								
178	A	Xavier	72 91	44	A	Seton Hall	58 88								
286	H	Georgetown	80 73	126	H	Butler	67 76								
86	H	Villanova	59 75	59	H	DePaul	67 101								

Non-Div I Games:

Marquette

■ Loss, 
■ Non-Conf, 
■ S Site, 
■ H Home 
■ A Away 
N Neutral



Average RPI Win: 222		WON-LOST	WINNING	LAST 10	STRENGTH OF	OPP. STRENGTH	TEAM	ADJ.	CONF.	ADJ CONF.
Average RPI Loss: 146		RECORD	PCT. RANK	GAMES	SCHEDULE	OF SCHEDULE	RPI	RPI	RPI	RPI
DIV. I ONLY		12- 9	130	5- 5	191	211	127	127	17	17
DIV. I NON-CONF.		6- 3	92	0- 0	201	303	87	87	17	17
TOTALS	RPI 1-25	RPI 26-50		W-L RECORDS		RPI 51-100	RPI 101-150	RPI 150+		
12- 9	0- 0	0- 2		OVERALL		1- 2	1- 1	10- 4		
5- 2	0- 0	0- 1		HOME		1- 0	0- 1	4- 0		
6- 6	0- 0	0- 1		AWAY		0- 1	1- 0	5- 4		
1- 1	0- 0	0- 0		NEUTRAL		0- 1	0- 0	1- 0		
6- 3	0- 0	0- 0		NON-CONFERENCE		0- 2	1- 0	5- 1		
2- 0	0- 0	0- 0		HOME		0- 0	0- 0	2- 0		
3- 2	0- 0	0- 0		AWAY		0- 1	1- 0	2- 1		
1- 1	0- 0	0- 0		NEUTRAL		0- 1	0- 0	1- 0		
6- 6	0- 0	0- 2		CONFERENCE		1- 0	0- 1	5- 3		
3- 2	0- 0	0- 1		HOME		1- 0	0- 1	2- 0		
3- 4	0- 0	0- 1		AWAY		0- 0	0- 0	3- 3		
0- 0	0- 0	0- 0		NEUTRAL		0- 0	0- 0	0- 0		

RPI 1-25				RPI 26-50				RPI 51-100				RPI 101+				Team's RPI: 127	
RPI	S	Opponent	Score	RPI	S	Opponent	Score	RPI	S	Opponent	Score	RPI	S	Opponent	Score		
				34	A	Western Ky.	60 74	61	N	West Virginia	56 69	112	A	Rhode Island	61 45		
				34	H	Western Ky.	53 67	93	H	Southern Miss.	67 65	113	H	Louisiana Tech	67 68		
								98	A	Cornell	49 58	155	A	Old Dominion	69 37		
												168	H	Robert Morris	62 46		
												170	N	Fairfield	68 55		
												177	A	UTSA	48 60		
												208	A	Charlotte	56 74		
												212	H	Fla. Atlantic	66 59		
												249	A	UTEP	76 71		
												256	A	Rice	72 69		
												269	A	Eastern Ky.	58 63		
												273	A	Norfolk St.	73 71		
												317	A	Coastal Caro.	77 65		
												323	A	North Texas	42 45		
												327	H	UMES	74 57		
												330	H	FIU	67 61		
LAST 12 Division I GAMES:																	
				34	A	Western Ky.	60 74	177	A	UTSA	48 60						
				323	A	North Texas	42 45	212	H	Fla. Atlantic	66 59						
				256	A	Rice	72 69	330	H	FIU	67 61						
				113	H	Louisiana Tech	67 68	208	A	Charlotte	56 74						
				93	H	Southern Miss.	67 65	155	A	Old Dominion	69 37						
				249	A	UTEP	76 71	34	H	Western Ky.	53 67						

Non-Div I Games:	Salem Int'l	84	41	Brescia	127	56
------------------	-------------	----	----	---------	-----	----

Marshall

Loss, Non-Conf, S Site, H Home A Away N Neutral



Maryland

Through Games Of Feb. 15, 2015

Average RPI Win:	113	WON-LOST	WINNING	LAST 10	STRENGTH OF	OPP. STRENGTH	TEAM	ADJ.	CONF.	ADJ CONF.
Average RPI Loss:	36	RECORD	PCT. RANK	GAMES	SCHEDULE	OF SCHEDULE	RPI	RPI	RPI	RPI
DIV. I ONLY	22- 2	6	10- 0	21	35	5	5	4	4	
DIV. I NON-CONF.	9- 2	35	0- 0	69	95	28	28	2	2	
TOTALS	RPI 1-25	RPI 26-50	W-L RECORDS	RPI 51-100	RPI 101-150	RPI 150+				
22- 2	3- 1	7- 0	OVERALL	4- 1	2- 0	6- 0				
13- 0	1- 0	4- 0	HOME	3- 0	1- 0	4- 0				
8- 1	1- 1	3- 0	AWAY	1- 0	1- 0	2- 0				
1- 1	1- 0	0- 0	NEUTRAL	0- 1	0- 0	0- 0				
9- 2	2- 1	1- 0	NON-CONFERENCE	1- 1	0- 0	5- 0				
6- 0	0- 0	1- 0	HOME	1- 0	0- 0	4- 0				
2- 1	1- 1	0- 0	AWAY	0- 0	0- 0	1- 0				
1- 1	1- 0	0- 0	NEUTRAL	0- 1	0- 0	0- 0				
13- 0	1- 0	6- 0	CONFERENCE	3- 0	2- 0	1- 0				
7- 0	1- 0	3- 0	HOME	2- 0	1- 0	0- 0				
6- 0	0- 0	3- 0	AWAY	1- 0	1- 0	1- 0				
0- 0	0- 0	0- 0	NEUTRAL	0- 0	0- 0	0- 0				

RPI	S	Opponent	Score	RPI	S	Opponent	Score	RPI	S	Opponent	Score	RPI	S	Opponent	Score
3	A	Notre Dame	72 92	27	H	South Fla.	85 67	54	A	Michigan	91 65	105	H	Michigan St.	85 56
7	H	Iowa	93 88	33	A	Nebraska	75 47	68	N	Washington St.	64 70	145	A	Indiana	84 74
17	A	George Washington	75 65	33	H	Nebraska	59 47	75	H	American	94 50	193	A	Penn St.	77 62
20	N	James Madison	80 64	35	A	Rutgers	71 59	88	H	Illinois	74 54	227	H	Towson	81 52
				35	H	Rutgers	80 69	94	H	Purdue	88 64	264	H	Loyola Maryland	65 43
				36	H	Ohio St.	87 78					293	H	Mt. St. Mary's	109 45
				40	A	Minnesota	77 73					324	H	Wagner	97 24
												339	A	Coppin St.	110 51
LAST 12 Division I GAMES:															
35	H	Rutgers	80 69	105	H	Michigan St.	85 56								
33	H	Nebraska	59 47	88	H	Illinois	74 54								
193	A	Penn St.	77 62	35	A	Rutgers	71 59								
7	H	Iowa	93 88	40	A	Minnesota	77 73								
54	A	Michigan	91 65	94	H	Purdue	88 64								
145	A	Indiana	84 74	33	A	Nebraska	75 47								

Non-Div I Games:

Maryland

Loss, Non-Conf, S Site, H Home A Away N Neutral



## Massachusetts

Through Games Of Feb. 15, 2015

Average RPI Win:	196	WON-LOST	WINNING	LAST 10	STRENGTH OF	OPP. STRENGTH	TEAM	ADJ.	CONF.	ADJ CONF.
Average RPI Loss:	110	RECORD	PCT. RANK	GAMES	SCHEDULE	OF SCHEDULE	RPI	RPI	RPI	RPI
DIV. I ONLY	9- 15	245	3- 7	88	112	189	189	6	6	
DIV. I NON-CONF.	6- 6	158	0- 0	143	132	151	151	6	6	
TOTALS	RPI 1-25	RPI 26-50	W-L RECORDS	RPI 51-100	RPI 101-150	RPI 150+				
9- 15	0- 2	0- 0	OVERALL	2- 5	1- 5	6- 3				
6- 5	0- 1	0- 0	HOME	2- 1	0- 2	4- 1				
3- 8	0- 0	0- 0	AWAY	0- 3	1- 3	2- 2				
0- 2	0- 1	0- 0	NEUTRAL	0- 1	0- 0	0- 0				
6- 6	0- 1	0- 0	NON-CONFERENCE	2- 2	0- 1	4- 2				
4- 1	0- 0	0- 0	HOME	2- 0	0- 0	2- 1				
2- 3	0- 0	0- 0	AWAY	0- 1	0- 1	2- 1				
0- 2	0- 1	0- 0	NEUTRAL	0- 1	0- 0	0- 0				
3- 9	0- 1	0- 0	CONFERENCE	0- 3	1- 4	2- 1				
2- 4	0- 1	0- 0	HOME	0- 1	0- 2	2- 0				
1- 5	0- 0	0- 0	AWAY	0- 2	1- 2	0- 1				
0- 0	0- 0	0- 0	NEUTRAL	0- 0	0- 0	0- 0				

RPI 1-25			RPI 26-50			RPI 51-100			RPI 101+ Team's RPI: 189		
RPI	S	Opponent	Score	RPI	S	Opponent	Score	RPI	S	Opponent	Score
13	N	Florida St.	47 <b>73</b>					53	H	Duquesne	49 <b>69</b>
17	H	George Washington	54 <b>69</b>					60	N	Ohio	52 <b>59</b>
								75	H	American	71 61
								77	H	Maine	68 60
								81	A	Fordham	42 <b>65</b>
								90	A	Richmond	44 <b>64</b>
								92	A	Western Mich.	41 <b>63</b>
								112	A	Rhode Island	58 <b>70</b>
								119	A	Saint Joseph's	65 47
								137	A	Central Mich.	70 <b>72</b>
								138	H	Saint Louis	67 <b>75</b>
								140	A	St. Bonaventure	53 <b>65</b>
								140	H	St. Bonaventure	57 <b>77</b>
								159	H	Harvard	62 <b>75</b>
								187	A	La Salle	69 <b>71</b>
								187	H	La Salle	71 68
								188	H	Holy Cross	72 61
								223	H	George Mason	85 79
								230	A	Georgia St.	66 <b>71</b>
								255	H	UCF	67 62
								316	A	Boston U.	78 57
								323	A	North Texas	56 46
LAST 12 Division I GAMES:											
53	H	Duquesne	49 <b>69</b>	81	A	Fordham	42 <b>65</b>				
223	H	George Mason	85 79	17	H	George Washington	54 <b>69</b>				
187	A	La Salle	69 <b>71</b>	187	H	La Salle	71 68				
112	A	Rhode Island	58 <b>70</b>	119	A	Saint Joseph's	65 47				
140	H	St. Bonaventure	57 <b>77</b>	138	H	Saint Louis	67 <b>75</b>				
90	A	Richmond	44 <b>64</b>	140	A	St. Bonaventure	53 <b>65</b>				

Non-Div I Games:

Massachusetts

■ Loss, 
 ■ Non-Conf, 
 ■ S Site, 
 ■ H Home 
 ■ A Away 
 N Neutral



Average RPI Win:	254	WON-LOST	WINNING	LAST 10	STRENGTH OF	OPP. STRENGTH	TEAM	ADJ.	CONF.	ADJ CONF.
Average RPI Loss:	187	RECORD	PCT. RANK	GAMES	SCHEDULE	OF SCHEDULE	RPI	RPI	RPI	RPI
DIV. I ONLY	10- 10	173	6- 4	307	246	232	232	28	28	
DIV. I NON-CONF.	2- 5	259	0- 0	56	44	194	194	28	28	
TOTALS	RPI 1-25	RPI 26-50	W-L RECORDS	RPI 51-100	RPI 101-150	RPI 150+				
10- 10	0- 1	0- 2	OVERALL	1- 0	0- 0	9- 7				
7- 2	0- 0	0- 1	HOME	1- 0	0- 0	6- 1				
3- 8	0- 1	0- 1	AWAY	0- 0	0- 0	3- 6				
0- 0	0- 0	0- 0	NEUTRAL	0- 0	0- 0	0- 0				
2- 5	0- 1	0- 2	NON-CONFERENCE	1- 0	0- 0	1- 2				
2- 1	0- 0	0- 1	HOME	1- 0	0- 0	1- 0				
0- 4	0- 1	0- 1	AWAY	0- 0	0- 0	0- 2				
0- 0	0- 0	0- 0	NEUTRAL	0- 0	0- 0	0- 0				
8- 5	0- 0	0- 0	CONFERENCE	0- 0	0- 0	8- 5				
5- 1	0- 0	0- 0	HOME	0- 0	0- 0	5- 1				
3- 4	0- 0	0- 0	AWAY	0- 0	0- 0	3- 4				
0- 0	0- 0	0- 0	NEUTRAL	0- 0	0- 0	0- 0				

RPI 1-25				RPI 26-50				RPI 51-100				RPI 101+ Team's RPI: 232			
RPI	S	Opponent	Score	RPI	S	Opponent	Score	RPI	S	Opponent	Score	RPI	S	Opponent	Score
22	A	Texas A&M	27 93	28	A	Texas	59 76	93	H	Southern Miss.	57 55	154	H	Stephen F. Austin	73 67
				43	H	Tulane	55 75					203	H	Texas Southern	74 70
												210	A	La.-Monroe	63 66
												215	A	Northwestern St.	54 75
												215	H	Northwestern St.	68 57
												225	A	Nicholls St.	59 70
												256	A	Rice	55 57
												260	H	Abilene Christian	59 75
												270	A	A&M-Corpus Christi	65 76
												285	H	Houston Baptist	60 57
												303	A	Sam Houston St.	79 74
												306	A	Southeastern La.	78 57
												306	H	Southeastern La.	66 62
												336	A	Incarnate Word	104 101
												340	A	New Orleans	86 90
												340	H	New Orleans	82 58
LAST 12 Division I GAMES:															
215	H	Northwestern St.	68 57	215	A	Northwestern St.	54 75								
306	H	Southeastern La.	66 62	336	A	Incarnate Word	104 101								
225	A	Nicholls St.	59 70	303	A	Sam Houston St.	79 74								
340	A	New Orleans	86 90	260	H	Abilene Christian	59 75								
340	H	New Orleans	82 58	270	A	A&M-Corpus Christi	65 76								
306	A	Southeastern La.	78 57	285	H	Houston Baptist	60 57								

Non-Div I Games: Centenary (LA) 86 35 Wiley 67 66 LSU-Alexandria 79 70 Louisiana Col. 83 61  
McNeese St.



Memphis

Through Games Of Feb. 15, 2015

Average RPI Win:	232	WON-LOST	WINNING	LAST 10	STRENGTH OF	OPP. STRENGTH	TEAM	ADJ.	CONF.	ADJ CONF.
Average RPI Loss:	72	RECORD	PCT. RANK	GAMES	SCHEDULE	OF SCHEDULE	RPI	RPI	RPI	RPI
DIV. I ONLY	12- 12	173	5- 5	135	95	156	156	7	7	
DIV. I NON-CONF.	6- 5	145	0- 0	153	116	157	157	7	7	
TOTALS	RPI 1-25	RPI 26-50	W-L RECORDS	RPI 51-100	RPI 101-150	RPI 150+				
12- 12	0- 2	0- 4	OVERALL	1- 2	1- 2	10- 2				
8- 5	0- 1	0- 3	HOME	1- 0	1- 0	6- 1				
4- 7	0- 1	0- 1	AWAY	0- 2	0- 2	4- 1				
0- 0	0- 0	0- 0	NEUTRAL	0- 0	0- 0	0- 0				
6- 5	0- 1	0- 2	NON-CONFERENCE	0- 1	1- 1	5- 0				
5- 2	0- 0	0- 2	HOME	0- 0	1- 0	4- 0				
1- 3	0- 1	0- 0	AWAY	0- 1	0- 1	1- 0				
0- 0	0- 0	0- 0	NEUTRAL	0- 0	0- 0	0- 0				
6- 7	0- 1	0- 2	CONFERENCE	1- 1	0- 1	5- 2				
3- 3	0- 1	0- 1	HOME	1- 0	0- 0	2- 1				
3- 4	0- 0	0- 1	AWAY	0- 1	0- 1	3- 1				
0- 0	0- 0	0- 0	NEUTRAL	0- 0	0- 0	0- 0				

RPI 1-25				RPI 26-50				RPI 51-100				RPI 101+ Team's RPI: 156			
RPI	S	Opponent	Score	RPI	S	Opponent	Score	RPI	S	Opponent	Score	RPI	S	Opponent	Score
4	H	UConn	34 80	27	A	South Fla.	39 72	51	A	East Carolina	39 60	104	A	Southern Ill.	75 82
17	A	George Washington	44 63	27	H	South Fla.	53 57	51	H	East Carolina	60 57	137	H	Central Mich.	62 61
				39	H	UALR	59 66	88	A	Illinois	58 60	146	A	Tulsa	69 79
				40	H	Minnesota	62 68					163	A	Temple	61 84
												163	H	Temple	57 58
												182	H	Samford	64 48
												194	H	Missouri St.	79 63
												250	H	Austin Peay	65 60
												255	A	UCF	70 66
												268	A	Cincinnati	56 44
												268	H	Cincinnati	41 38
												272	A	Houston	64 58
												272	H	Houston	84 49
												286	A	Georgetown	63 46
												349	H	Mississippi Val.	62 39
LAST 12 Division I GAMES:															
272	A	Houston	64 58	51	A	East Carolina	39 60								
4	H	UConn	34 80	268	H	Cincinnati	41 38								
163	A	Temple	61 84	146	A	Tulsa	69 79								
27	H	South Fla.	53 57	255	A	UCF	70 66								
268	A	Cincinnati	56 44	51	H	East Carolina	60 57								
272	H	Houston	84 49	27	A	South Fla.	39 72								

Non-Div I Games:

Memphis

Loss, Non-Conf, S Site, H Home A Away N Neutral



Average RPI Win:	253	WON-LOST	WINNING	LAST 10	STRENGTH OF	OPP. STRENGTH	TEAM	ADJ.	CONF.	ADJ CONF.
Average RPI Loss:	136	RECORD	PCT. RANK	GAMES	SCHEDULE	OF SCHEDULE	RPI	RPI	RPI	RPI
DIV. I ONLY	15- 11	128	7- 3	268	244	180	180	20	20	
DIV. I NON-CONF.	8- 8	158	2- 0	249	275	198	198	20	20	
TOTALS	RPI 1-25	RPI 26-50	W-L RECORDS	RPI 51-100	RPI 101-150	RPI 150+				
15- 11	0- 1	0- 2	OVERALL	0- 0	3- 4	12- 4				
7- 5	0- 0	0- 1	HOME	0- 0	0- 3	7- 1				
8- 6	0- 1	0- 1	AWAY	0- 0	3- 1	5- 3				
0- 0	0- 0	0- 0	NEUTRAL	0- 0	0- 0	0- 0				
8- 8	0- 0	0- 2	NON-CONFERENCE	0- 0	2- 2	6- 4				
4- 3	0- 0	0- 1	HOME	0- 0	0- 1	4- 1				
4- 5	0- 0	0- 1	AWAY	0- 0	2- 1	2- 3				
0- 0	0- 0	0- 0	NEUTRAL	0- 0	0- 0	0- 0				
7- 3	0- 1	0- 0	CONFERENCE	0- 0	1- 2	6- 0				
3- 2	0- 0	0- 0	HOME	0- 0	0- 2	3- 0				
4- 1	0- 1	0- 0	AWAY	0- 0	1- 0	3- 0				
0- 0	0- 0	0- 0	NEUTRAL	0- 0	0- 0	0- 0				

RPI 1-25				RPI 26-50				RPI 51-100				RPI 101+ Team's RPI: 180			
RPI	S	Opponent	Score	RPI	S	Opponent	Score	RPI	S	Opponent	Score	RPI	S	Opponent	Score
24	A	Chattanooga	59 71	32	A	Mississippi St.	66 97					104	A	Southern Ill.	52 67
				49	H	Georgia	49 68					114	H	East Tenn. St.	70 72
												134	A	Kennesaw St.	54 44
												134	H	Kennesaw St.	56 76
												138	A	Saint Louis	80 75
												141	A	Furman	88 82
												141	H	Furman	55 58
												161	A	Alabama	46 39
												164	H	Belmont	83 86
												182	A	Samford	74 59
												192	A	Jacksonville St.	66 67
												263	A	North Florida	55 57
												269	H	Eastern Ky.	69 64
												275	A	Col. of Charleston	59 72
												284	H	Jackson St.	80 48
												287	A	Ga. Southern	84 61
												304	A	UNC Greensboro	74 73
												304	H	UNC Greensboro	80 62
												307	H	Wofford	80 51
												311	A	Western Caro.	68 51
												311	H	Western Caro.	82 60
												333	H	Tennessee Tech	73 67
												334	H	Florida A&M	61 47
LAST 12 Division I GAMES:															
				141	A	Furman	88 82					141	H	Furman	55 58
				311	H	Western Caro.	82 60					307	H	Wofford	80 51
				304	H	UNC Greensboro	80 62					304	A	UNC Greensboro	74 73
				182	A	Samford	74 59					311	A	Western Caro.	68 51
				24	A	Chattanooga	59 71					134	A	Kennesaw St.	54 44
				114	H	East Tenn. St.	70 72					334	H	Florida A&M	61 47



Average RPI Win:	170	WON-LOST	WINNING	LAST 10	STRENGTH OF	OPP. STRENGTH	TEAM	ADJ.	CONF.	ADJ CONF.
Average RPI Loss:	25	RECORD	PCT. RANK	GAMES	SCHEDULE	OF SCHEDULE	RPI	RPI	RPI	RPI
DIV. I ONLY	18- 7	51	6- 4	78	25	42	42	2	2	
DIV. I NON-CONF.	10- 3	52	0- 0	263	85	115	115	3	3	
TOTALS	RPI 1-25	RPI 26-50	W-L RECORDS	RPI 51-100	RPI 101-150	RPI 150+				
18- 7	1- 4	1- 2	OVERALL	3- 1	4- 0	9- 0				
15- 1	1- 1	0- 0	HOME	2- 0	4- 0	8- 0				
2- 6	0- 3	1- 2	AWAY	0- 1	0- 0	1- 0				
1- 0	0- 0	0- 0	NEUTRAL	1- 0	0- 0	0- 0				
10- 3	0- 1	0- 1	NON-CONFERENCE	2- 1	2- 0	6- 0				
9- 1	0- 1	0- 0	HOME	1- 0	2- 0	6- 0				
0- 2	0- 0	0- 1	AWAY	0- 1	0- 0	0- 0				
1- 0	0- 0	0- 0	NEUTRAL	1- 0	0- 0	0- 0				
8- 4	1- 3	1- 1	CONFERENCE	1- 0	2- 0	3- 0				
6- 0	1- 0	0- 0	HOME	1- 0	2- 0	2- 0				
2- 4	0- 3	1- 1	AWAY	0- 0	0- 0	1- 0				
0- 0	0- 0	0- 0	NEUTRAL	0- 0	0- 0	0- 0				

RPI S	Opponent	Score	RPI S	Opponent	Score	Team's RPI: 42	RPI S	Opponent	Score	RPI S	Opponent	Score
3	H Notre Dame	78 63	29	A Syracuse	85 71		55	A Middle Tenn.	48 53	102	H Boston College	74 53
8	A Louisville	55 68	31	A Pittsburgh	66 81		65	H LSU	76 71	103	H Virginia	67 58
11	H Arizona St.	61 65	43	A Tulane	65 70		89	N UCLA	74 67	135	H Wisconsin	66 54
12	A Duke	53 68					96	H Georgia Tech	64 59	146	H Tulsa	69 57
13	A Florida St.	60 80								167	H Clemson	79 42
										199	A Virginia Tech	62 45
										199	H Virginia Tech	42 39
										235	H Oakland	66 53
										244	H Jacksonville	65 36
										263	H North Florida	81 53
										318	H Illinois St.	95 44
										334	H Florida A&M	83 47
										339	H Coppin St.	70 54
LAST 12 Division I GAMES:												
96	H Georgia Tech	64 59	103	H Virginia	67 58							
29	A Syracuse	85 71	12	A Duke	53 68							
13	A Florida St.	60 80	167	H Clemson	79 42							
199	H Virginia Tech	42 39	199	A Virginia Tech	62 45							
31	A Pittsburgh	66 81	3	H Notre Dame	78 63							
8	A Louisville	55 68	102	H Boston College	74 53							

Non-Div I Games:

Miami (FL)

■ Loss, 
■ Non-Conf, S Site, 
■ Home 
■ Away 
N Neutral



Average RPI Win:	269	WON-LOST	WINNING	LAST 10	STRENGTH OF	OPP. STRENGTH	TEAM	ADJ.	CONF.	ADJ CONF.
Average RPI Loss:	147	RECORD	PCT. RANK	GAMES	SCHEDULE	OF SCHEDULE	RPI	RPI	RPI	RPI
DIV. I ONLY	3- 19	333	1- 8	157	192	300	300	16	16	
DIV. I NON-CONF.	2- 8	295	0- 0	202	182	299	299	18	18	
TOTALS	RPI 1-25	RPI 26-50	W-L RECORDS	RPI 51-100	RPI 101-150	RPI 150+				
3- 19	0- 0	0- 1	OVERALL	0- 4	0- 7	3- 7				
1- 8	0- 0	0- 0	HOME	0- 3	0- 4	1- 1				
1- 8	0- 0	0- 0	AWAY	0- 0	0- 3	1- 5				
1- 3	0- 0	0- 1	NEUTRAL	0- 1	0- 0	1- 1				
2- 8	0- 0	0- 1	NON-CONFERENCE	0- 1	0- 2	2- 4				
1- 2	0- 0	0- 0	HOME	0- 0	0- 1	1- 1				
0- 3	0- 0	0- 0	AWAY	0- 0	0- 1	0- 2				
1- 3	0- 0	0- 1	NEUTRAL	0- 1	0- 0	1- 1				
1- 11	0- 0	0- 0	CONFERENCE	0- 3	0- 5	1- 3				
0- 6	0- 0	0- 0	HOME	0- 3	0- 3	0- 0				
1- 5	0- 0	0- 0	AWAY	0- 0	0- 2	1- 3				
0- 0	0- 0	0- 0	NEUTRAL	0- 0	0- 0	0- 0				

RPI S	Opponent	Score	RPI S	Opponent	Score	RPI S	Opponent	Score	RPI S	Opponent	Score	Team's RPI: 300
32 N	Mississippi St.	42 68	60 H	Ohio	45 67	105 A	Michigan St.	39 85				
			67 H	Akron	47 65	120 H	Buffalo	51 71				
			78 N	Drexel	54 71	121 A	Toledo	53 63				
			92 H	Western Mich.	53 61	136 A	Ball St.	41 72				
						136 H	Ball St.	55 72				
						137 H	Central Mich.	54 60				
						147 H	UT Martin	57 90				
						155 N	Old Dominion	63 69				
						185 A	Eastern Mich.	38 56				
						211 H	Ill.-Chicago	69 72				
						235 A	Oakland	51 65				
						245 N	Davidson	59 58				
						247 A	Evansville	41 51				
						251 A	Northern Ill.	49 60				
						259 H	Valparaiso	82 59				
						280 A	Bowling Green	53 66				
						302 A	Kent St.	69 53				
LAST 12 Division I GAMES:												
60 H	Ohio	45 67	185 A	Eastern Mich.	38 56							
302 A	Kent St.	69 53	67 H	Akron	47 65							
251 A	Northern Ill.	49 60	137 H	Central Mich.	54 60							
92 H	Western Mich.	53 61	120 H	Buffalo	51 71							
136 H	Ball St.	55 72	136 A	Ball St.	41 72							
280 A	Bowling Green	53 66	121 A	Toledo	53 63							

Non-Div I Games: Cincinnati Christia75 53

Miami (OH)

Loss, Non-Conf, S Site, H Home A Away N Neutral



Average RPI Win:	141	WON-LOST	WINNING	LAST 10	STRENGTH OF	OPP. STRENGTH	TEAM	ADJ.	CONF.	ADJ CONF.
Average RPI Loss:	34	RECORD	PCT. RANK	GAMES	SCHEDULE	OF SCHEDULE	RPI	RPI	RPI	RPI
DIV. I ONLY	14- 11	133	4- 6	18	18	54	54	4	4	
DIV. I NON-CONF.	8- 3	71	0- 0	53	45	47	47	2	2	
TOTALS	RPI 1-25	RPI 26-50	W-L RECORDS	RPI 51-100	RPI 101-150	RPI 150+				
14- 11	0- 4	2- 6	OVERALL	3- 0	2- 1	7- 0				
10- 4	0- 2	1- 2	HOME	2- 0	1- 0	6- 0				
2- 7	0- 2	1- 4	AWAY	0- 0	1- 1	0- 0				
2- 0	0- 0	0- 0	NEUTRAL	1- 0	0- 0	1- 0				
8- 3	0- 2	0- 1	NON-CONFERENCE	2- 0	0- 0	6- 0				
6- 1	0- 1	0- 0	HOME	1- 0	0- 0	5- 0				
0- 2	0- 1	0- 1	AWAY	0- 0	0- 0	0- 0				
2- 0	0- 0	0- 0	NEUTRAL	1- 0	0- 0	1- 0				
6- 8	0- 2	2- 5	CONFERENCE	1- 0	2- 1	1- 0				
4- 3	0- 1	1- 2	HOME	1- 0	1- 0	1- 0				
2- 5	0- 1	1- 3	AWAY	0- 0	1- 1	0- 0				
0- 0	0- 0	0- 0	NEUTRAL	0- 0	0- 0	0- 0				

RPI 1-25				RPI 26-50				RPI 51-100				Team's RPI: 54	RPI 101+			
RPI	S	Opponent	Score	RPI	S	Opponent	Score	RPI	S	Opponent	Score		RPI	S	Opponent	Score
3	A	Notre Dame	50 70	31	A	Pittsburgh	64 85	68	N	Washington St.	76 64		105	A	Michigan St.	72 59
5	H	Maryland	65 91	33	A	Nebraska	60 75	88	H	Illinois	70 57		105	H	Michigan St.	74 65
7	A	Iowa	70 76	35	A	Rutgers	68 81	92	H	Western Mich.	74 47		135	A	Wisconsin	53 63
18	H	Princeton	55 85	35	H	Rutgers	50 57						162	H	Bucknell	68 61
				36	A	Ohio St.	73 77						185	H	Eastern Mich.	81 52
				36	H	Ohio St.	100 94						193	H	Penn St.	89 53
				37	A	Northwestern	73 66						202	H	Wake Forest	83 69
				37	H	Northwestern	62 63						218	N	San Diego St.	70 50
LAST 12 Division I GAMES:																
				37	H	Northwestern	62 63	88	H	Illinois	70 57					
				36	A	Ohio St.	73 77	7	A	Iowa	70 76					
				35	H	Rutgers	50 57	37	A	Northwestern	73 66					
				105	A	Michigan St.	72 59	36	H	Ohio St.	100 94					
				33	A	Nebraska	60 75	35	A	Rutgers	68 81					
				5	H	Maryland	65 91	105	H	Michigan St.	74 65					

Non-Div I Games:

Michigan

■ Loss, 
■ Non-Conf, 
■ S Site, 
■ H Home 
■ A Away 
N Neutral



Average RPI Win:	189	WON-LOST	WINNING	LAST 10	STRENGTH OF	OPP. STRENGTH	TEAM	ADJ.	CONF.	ADJ CONF.
Average RPI Loss:	39	RECORD	PCT. RANK	GAMES	SCHEDULE	OF SCHEDULE	RPI	RPI	RPI	RPI
DIV. I ONLY	12- 13	186	4- 6	40	31	105	105	4	4	
DIV. I NON-CONF.	8- 3	71	0- 0	126	57	76	76	2	2	
TOTALS	RPI 1-25	RPI 26-50	W-L RECORDS	RPI 51-100	RPI 101-150	RPI 150+				
12- 13	0- 4	1- 6	OVERALL	2- 2	2- 1	7- 0				
9- 5	0- 2	0- 2	HOME	2- 1	2- 0	5- 0				
2- 7	0- 1	0- 4	AWAY	0- 1	0- 1	2- 0				
1- 1	0- 1	1- 0	NEUTRAL	0- 0	0- 0	0- 0				
8- 3	0- 2	1- 1	NON-CONFERENCE	1- 0	0- 0	6- 0				
6- 1	0- 1	0- 0	HOME	1- 0	0- 0	5- 0				
1- 1	0- 0	0- 1	AWAY	0- 0	0- 0	1- 0				
1- 1	0- 1	1- 0	NEUTRAL	0- 0	0- 0	0- 0				
4- 10	0- 2	0- 5	CONFERENCE	1- 2	2- 1	1- 0				
3- 4	0- 1	0- 2	HOME	1- 1	2- 0	0- 0				
1- 6	0- 1	0- 3	AWAY	0- 1	0- 1	1- 0				
0- 0	0- 0	0- 0	NEUTRAL	0- 0	0- 0	0- 0				

RPI 1-25				RPI 26-50				RPI 51-100				RPI 101+ Team's RPI: 105			
RPI	S	Opponent	Score	RPI	S	Opponent	Score	RPI	S	Opponent	Score	RPI	S	Opponent	Score
2	N	Baylor	65 84	29	N	Syracuse	89 76	54	A	Michigan	65 74	135	H	Wisconsin	77 71
3	H	Notre Dame	63 71	33	H	Nebraska	67 71	54	H	Michigan	59 72	145	A	Indiana	51 70
5	A	Maryland	56 85	36	A	Ohio St.	62 76	88	H	Illinois	63 56	145	H	Indiana	72 57
7	H	Iowa	50 52	37	A	Northwestern	70 77	96	H	Georgia Tech	79 73	185	H	Eastern Mich.	69 61
				37	H	Northwestern	57 61					193	A	Penn St.	74 67
				40	A	Minnesota	79 86					235	H	Oakland	79 64
				49	A	Georgia	60 69					239	H	IUPUI	64 45
												295	A	Loyola Chicago	90 38
												300	H	Miami (OH)	85 39
												332	H	Alcorn	77 41
LAST 12 Division I GAMES:															
193	A	Penn St.	74 67	5	A	Maryland	56 85								
40	A	Minnesota	79 86	7	H	Iowa	50 52								
54	H	Michigan	59 72	88	H	Illinois	63 56								
36	A	Ohio St.	62 76	37	A	Northwestern	70 77								
145	H	Indiana	72 57	33	H	Nebraska	67 71								
135	H	Wisconsin	77 71	54	A	Michigan	65 74								

Non-Div I Games:

Michigan St.

■ Loss, 
 ■ Non-Conf, 
 ■ S Site, 
 ■ H Home 
 ■ A Away 
 N Neutral



Average RPI Win:	201	WON-LOST	WINNING	LAST 10	STRENGTH OF	OPP. STRENGTH	TEAM	ADJ.	CONF.	ADJ CONF.
Average RPI Loss:	53	RECORD	PCT. RANK	GAMES	SCHEDULE	OF SCHEDULE	RPI	RPI	RPI	RPI
DIV. I ONLY	17- 6	45	8- 2	129	101	55	55	17	17	
DIV. I NON-CONF.	6- 4	132	0- 0	68	16	63	63	17	17	
TOTALS	RPI 1-25	RPI 26-50	W-L RECORDS	RPI 51-100	RPI 101-150	RPI 150+				
17- 6	0- 2	1- 1	OVERALL	0- 3	3- 0	13- 0				
9- 2	0- 0	1- 1	HOME	0- 1	1- 0	7- 0				
8- 4	0- 2	0- 0	AWAY	0- 2	2- 0	6- 0				
0- 0	0- 0	0- 0	NEUTRAL	0- 0	0- 0	0- 0				
6- 4	0- 2	1- 1	NON-CONFERENCE	0- 1	1- 0	4- 0				
4- 1	0- 0	1- 1	HOME	0- 0	0- 0	3- 0				
2- 3	0- 2	0- 0	AWAY	0- 1	1- 0	1- 0				
0- 0	0- 0	0- 0	NEUTRAL	0- 0	0- 0	0- 0				
11- 2	0- 0	0- 0	CONFERENCE	0- 2	2- 0	9- 0				
5- 1	0- 0	0- 0	HOME	0- 1	1- 0	4- 0				
6- 1	0- 0	0- 0	AWAY	0- 1	1- 0	5- 0				
0- 0	0- 0	0- 0	NEUTRAL	0- 0	0- 0	0- 0				

RPI 1-25				RPI 26-50				RPI 51-100 Team's RPI: 55				RPI 101+			
RPI	S	Opponent	Score	RPI	S	Opponent	Score	RPI	S	Opponent	Score	RPI	S	Opponent	Score
9	A	Kentucky	62 78	38	H	Arkansas	51 58	71	A	South Dakota St.	61 65	107	A	Ole Miss	71 65
11	A	Arizona St.	67 81	42	H	Miami (FL)	53 48	93	A	Southern Miss.	65 70	113	A	Louisiana Tech	68 44
								93	H	Southern Miss.	75 77	113	H	Louisiana Tech	82 59
												155	A	Old Dominion	65 48
												167	H	Clemson	69 28
												177	H	UTSA	73 53
												178	H	Xavier	90 68
												207	A	UAB	76 68
												208	A	Charlotte	84 54
												212	A	Fla. Atlantic	101 69
												249	H	UTEP	74 53
												255	H	UCF	79 57
												256	H	Rice	79 61
												323	H	North Texas	85 59
												330	A	FIU	75 60
												333	A	Tennessee Tech	98 76
LAST 12 Division I GAMES:															
323	H	North Texas	85 59	208	A	Charlotte	84 54								
256	H	Rice	79 61	155	A	Old Dominion	65 48								
113	A	Louisiana Tech	68 44	113	H	Louisiana Tech	82 59								
93	A	Southern Miss.	65 70	93	H	Southern Miss.	75 77								
249	H	UTEP	74 53	212	A	Fla. Atlantic	101 69								
177	H	UTSA	73 53	330	A	FIU	75 60								

Non-Div I Games:

Middle Tenn.

■ Loss, 
 ■ Non-Conf, S Site, 
 ■ Home 
 ■ Away 
 N Neutral



Average RPI Win:	275	WON-LOST	WINNING	LAST 10	STRENGTH OF	OPP. STRENGTH	TEAM	ADJ.	CONF.	ADJ CONF.
Average RPI Loss:	170	RECORD	PCT. RANK	GAMES	SCHEDULE	OF SCHEDULE	RPI	RPI	RPI	RPI
DIV. I ONLY	8- 15	256	3- 7	299	231	278	278	12	12	
DIV. I NON-CONF.	4- 8	233	0- 1	340	339	327	327	13	13	
TOTALS	RPI 1-25	RPI 26-50	W-L RECORDS	RPI 51-100	RPI 101-150	RPI 150+				
8- 15	0- 2	0- 0	OVERALL	0- 2	0- 4	8- 7				
5- 5	0- 1	0- 0	HOME	0- 1	0- 1	5- 2				
3- 10	0- 1	0- 0	AWAY	0- 1	0- 3	3- 5				
0- 0	0- 0	0- 0	NEUTRAL	0- 0	0- 0	0- 0				
4- 8	0- 0	0- 0	NON-CONFERENCE	0- 0	0- 3	4- 5				
2- 3	0- 0	0- 0	HOME	0- 0	0- 1	2- 2				
2- 5	0- 0	0- 0	AWAY	0- 0	0- 2	2- 3				
0- 0	0- 0	0- 0	NEUTRAL	0- 0	0- 0	0- 0				
4- 7	0- 2	0- 0	CONFERENCE	0- 2	0- 1	4- 2				
3- 2	0- 1	0- 0	HOME	0- 1	0- 0	3- 0				
1- 5	0- 1	0- 0	AWAY	0- 1	0- 1	1- 2				
0- 0	0- 0	0- 0	NEUTRAL	0- 0	0- 0	0- 0				

RPI	S	Opponent	Score	RPI	S	Opponent	Score	RPI	S	Opponent	Score	RPI	S	Opponent	Score	Team's RPI: 278
23	A	Green Bay	37 <b>63</b>					63	A	Youngstown St.	64 <b>87</b>	110	A	Cleveland St.	58 <b>67</b>	
23	H	Green Bay	62 <b>79</b>					91	H	Wright St.	58 <b>80</b>	115	A	North Dakota	76 <b>83</b>	
												116	A	Missouri	55 <b>68</b>	
												145	H	Indiana	56 <b>82</b>	
												211	H	Ill.-Chicago	64 63	
												224	A	Western Ill.	59 <b>79</b>	
												233	A	Detroit	84 68	
												235	A	Oakland	56 <b>89</b>	
												235	H	Oakland	66 60	
												259	A	Valparaiso	56 <b>69</b>	
												259	H	Valparaiso	90 79	
												262	A	Marquette	80 <b>85</b>	
												265	A	North Dakota St.	77 73	
												280	H	Bowling Green	50 <b>60</b>	
												298	A	IPFW	72 <b>78</b>	
												301	H	Omaha	61 <b>64</b>	
												312	H	Eastern Ill.	72 63	
												342	A	UMKC	72 60	
												345	H	Chicago St.	69 47	
LAST 12 Division I GAMES:																
23	H	Green Bay	62 <b>79</b>	259	H	Valparaiso	90 79									
259	A	Valparaiso	56 <b>69</b>	23	A	Green Bay	37 <b>63</b>									
235	H	Oakland	66 60	91	H	Wright St.	58 <b>80</b>									
63	A	Youngstown St.	64 <b>87</b>	235	A	Oakland	56 <b>89</b>									
110	A	Cleveland St.	58 <b>67</b>	233	A	Detroit	84 68									
211	H	Ill.-Chicago	64 63	224	A	Western Ill.	59 <b>79</b>									

Non-Div I Games:

Milwaukee

■ Loss, 
 ■ Non-Conf, 
 ■ S Site, 
 ■ H Home 
 ■ A Away 
 N Neutral



Average RPI Win:	140	WON-LOST	WINNING	LAST 10	STRENGTH OF	OPP. STRENGTH	TEAM	ADJ.	CONF.	ADJ CONF.
Average RPI Loss:	51	RECORD	PCT. RANK	GAMES	SCHEDULE	OF SCHEDULE	RPI	RPI	RPI	RPI
DIV. I ONLY	20- 6	33	6- 4	113	20	40	40	4	4	
DIV. I NON-CONF.	11- 1	11	0- 0	152	78	32	32	2	2	
TOTALS	RPI 1-25	RPI 26-50	W-L RECORDS	RPI 51-100	RPI 101-150	RPI 150+				
20- 6	0- 1	2- 3	OVERALL	4- 2	8- 0	6- 0				
11- 2	0- 1	1- 0	HOME	1- 1	6- 0	3- 0				
7- 3	0- 0	1- 2	AWAY	2- 1	2- 0	2- 0				
2- 1	0- 0	0- 1	NEUTRAL	1- 0	0- 0	1- 0				
11- 1	0- 0	0- 1	NON-CONFERENCE	3- 0	4- 0	4- 0				
6- 0	0- 0	0- 0	HOME	1- 0	3- 0	2- 0				
3- 0	0- 0	0- 0	AWAY	1- 0	1- 0	1- 0				
2- 1	0- 0	0- 1	NEUTRAL	1- 0	0- 0	1- 0				
9- 5	0- 1	2- 2	CONFERENCE	1- 2	4- 0	2- 0				
5- 2	0- 1	1- 0	HOME	0- 1	3- 0	1- 0				
4- 3	0- 0	1- 2	AWAY	1- 1	1- 0	1- 0				
0- 0	0- 0	0- 0	NEUTRAL	0- 0	0- 0	0- 0				

RPI S	Opponent	Score	RPI S	Opponent	Score	Team's RPI: 40	RPI S	Opponent	Score	RPI S	Opponent	Score	RPI S	Opponent	Score
5	H Maryland	73 77	33	H Nebraska	72 69		74	A North Carolina St.	60 55	105	H Michigan St.	86 79			
			35	A Rutgers	61 66		83	H Liberty	74 60	110	H Cleveland St.	93 76			
			36	A Ohio St.	76 72		88	A Illinois	69 95	115	A North Dakota	68 55			
			37	A Northwestern	49 70		94	A Purdue	81 68	126	H Butler	88 86			
			45	N Vanderbilt	54 71		94	H Purdue	88 90	135	A Wisconsin	72 60			
							96	N Georgia Tech	72 69	135	H Wisconsin	93 82			
										137	H Central Mich.	67 64			
										145	H Indiana	65 61			
										156	A Memphis	68 62			
										193	A Penn St.	85 77			
										193	H Penn St.	75 64			
										254	H Southern U.	107 62			
										275	N Col. of Charleston	74 50			
										306	H Southeastern La.	109 60			
LAST 12 Division I GAMES:															
193	A Penn St.	85 77	35	A Rutgers	61 66										
135	H Wisconsin	93 82	94	H Purdue	88 90										
105	H Michigan St.	86 79	145	H Indiana	65 61										
88	A Illinois	69 95	36	A Ohio St.	76 72										
37	A Northwestern	49 70	5	H Maryland	73 77										
193	H Penn St.	75 64	135	A Wisconsin	72 60										

Non-Div I Games:

Minnesota

■ Loss, 
■ Non-Conf, S Site, 
■ Home 
■ Away 
N Neutral



Average RPI Win:	161	WON-LOST	WINNING	LAST 10	STRENGTH OF	OPP. STRENGTH	TEAM	ADJ.	CONF.	ADJ CONF.
Average RPI Loss:	30	RECORD	PCT. RANK	GAMES	SCHEDULE	OF SCHEDULE	RPI	RPI	RPI	RPI
DIV. I ONLY	24- 4	18	6- 4	114	59	32	32	3	3	
DIV. I NON-CONF.	15- 0	1	0- 0	270	230	44	44	5	5	
TOTALS	RPI 1-25	RPI 26-50	W-L RECORDS	RPI 51-100	RPI 101-150	RPI 150+				
24- 4	1- 2	4- 1	OVERALL	3- 1	4- 0	12- 0				
16- 1	1- 0	4- 0	HOME	2- 1	2- 0	7- 0				
6- 3	0- 2	0- 1	AWAY	1- 0	2- 0	3- 0				
2- 0	0- 0	0- 0	NEUTRAL	0- 0	0- 0	2- 0				
15- 0	0- 0	1- 0	NON-CONFERENCE	3- 0	1- 0	10- 0				
10- 0	0- 0	1- 0	HOME	2- 0	1- 0	6- 0				
3- 0	0- 0	0- 0	AWAY	1- 0	0- 0	2- 0				
2- 0	0- 0	0- 0	NEUTRAL	0- 0	0- 0	2- 0				
9- 4	1- 2	3- 1	CONFERENCE	0- 1	3- 0	2- 0				
6- 1	1- 0	3- 0	HOME	0- 1	1- 0	1- 0				
3- 3	0- 2	0- 1	AWAY	0- 0	2- 0	1- 0				
0- 0	0- 0	0- 0	NEUTRAL	0- 0	0- 0	0- 0				

RPI 1-25				RPI 26-50				Team's RPI: 32	RPI 51-100				RPI 101+			
RPI	S	Opponent	Score	RPI	S	Opponent	Score		RPI	S	Opponent	Score	RPI	S	Opponent	Score
1	A	Tennessee	67 79	34	H	Western Ky.	88 77		57	H	Arkansas St.	93 83	107	A	Ole Miss	64 62
9	A	Kentucky	90 92	38	H	Arkansas	72 57		61	H	West Virginia	74 61	113	H	Louisiana Tech	81 77
22	H	Texas A&M	63 61	45	A	Vanderbilt	62 78		65	H	LSU	69 71	116	A	Missouri	53 47
				45	H	Vanderbilt	69 44		93	A	Southern Miss.	73 46	143	H	Florida	75 62
				49	H	Georgia	64 56						160	A	La.-Lafayette	66 51
													161	H	Alabama	66 50
													175	A	Auburn	59 48
													180	H	Mercer	97 66
													210	H	La.-Monroe	80 46
													211	N	Ill.-Chicago	73 36
													265	H	North Dakota St.	109 58
													300	N	Miami (OH)	68 42
													306	H	Southeastern La.	97 36
													337	H	Ark.-Pine Bluff	83 26
													340	A	New Orleans	85 45
													349	H	Mississippi Val.	104 41
LAST 12 Division I GAMES:																
143	H	Florida	75 62	107	A	Ole Miss	64 62									
9	A	Kentucky	90 92	161	H	Alabama	66 50									
22	H	Texas A&M	63 61	65	H	LSU	69 71									
1	A	Tennessee	67 79	45	A	Vanderbilt	62 78									
45	H	Vanderbilt	69 44	38	H	Arkansas	72 57									
175	A	Auburn	59 48	116	A	Missouri	53 47									

Non-Div I Games:

Mississippi St.



Average RPI Win:	284	WON-LOST	WINNING	LAST 10	STRENGTH OF	OPP. STRENGTH	TEAM	ADJ.	CONF.	ADJ CONF.
Average RPI Loss:	222	RECORD	PCT. RANK	GAMES	SCHEDULE	OF SCHEDULE	RPI	RPI	RPI	RPI
DIV. I ONLY	1- 20	346	1- 9	316	334	349	349	33	33	
DIV. I NON-CONF.	0- 9	339	0- 0	100	87	307	307	31	31	
TOTALS	RPI 1-25	RPI 26-50	W-L RECORDS	RPI 51-100	RPI 101-150	RPI 150+				
1- 20	0- 0	0- 3	OVERALL	0- 1	0- 1	1- 15				
1- 5	0- 0	0- 0	HOME	0- 0	0- 0	1- 5				
0- 14	0- 0	0- 3	AWAY	0- 1	0- 1	0- 9				
0- 1	0- 0	0- 0	NEUTRAL	0- 0	0- 0	0- 1				
0- 9	0- 0	0- 3	NON-CONFERENCE	0- 1	0- 1	0- 4				
0- 0	0- 0	0- 0	HOME	0- 0	0- 0	0- 0				
0- 8	0- 0	0- 3	AWAY	0- 1	0- 1	0- 3				
0- 1	0- 0	0- 0	NEUTRAL	0- 0	0- 0	0- 1				
1- 11	0- 0	0- 0	CONFERENCE	0- 0	0- 0	1- 11				
1- 5	0- 0	0- 0	HOME	0- 0	0- 0	1- 5				
0- 6	0- 0	0- 0	AWAY	0- 0	0- 0	0- 6				
0- 0	0- 0	0- 0	NEUTRAL	0- 0	0- 0	0- 0				

RPI S	Opponent	Score	RPI S	Opponent	Score	RPI S	Opponent	Score	RPI S	Opponent	Score	Team's RPI: 349
32	A Mississippi St.	41 104	93	A Southern Miss.	51 69	107	A Ole Miss	38 91				
43	A Tulane	47 87				156	A Memphis	39 62				
45	A Vanderbilt	37 63				161	A Alabama	40 71				
						203	H Texas Southern	52 63				
						223	N George Mason	62 71				
						237	H Prairie View	61 78				
						254	A Southern U.	51 70				
						284	H Jackson St.	74 71				
						288	A Alabama St.	57 61				
						288	H Alabama St.	45 62				
						294	A Grambling	31 62				
						332	A Alcorn	47 52				
						332	H Alcorn	38 50				
						337	A Ark.-Pine Bluff	47 65				
						341	A Alabama A&M	51 71				
						341	H Alabama A&M	58 63				
						342	A UMKC	46 62				
LAST 12 Division I GAMES:												
332	H Alcorn	38 50	237	H Prairie View	61 78							
288	A Alabama St.	57 61	254	A Southern U.	51 70							
341	A Alabama A&M	51 71	332	A Alcorn	47 52							
294	A Grambling	31 62	288	H Alabama St.	45 62							
284	H Jackson St.	74 71	341	H Alabama A&M	58 63							
203	H Texas Southern	52 63	337	A Ark.-Pine Bluff	47 65							

Non-Div I Games: Talladega 59 38 Philander Smith 71 65

Mississippi Val.

■ Loss, 
 ■ Non-Conf, 
 ■ S Site, 
 ■ Home 
 ■ A Away 
 N Neutral



Average RPI Win:	<b>199</b>	WON-LOST	WINNING	LAST 10	STRENGTH OF	OPP. STRENGTH	TEAM	ADJ.	CONF.	ADJ CONF.
Average RPI Loss:	<b>76</b>	RECORD	PCT. RANK	GAMES	SCHEDULE	OF SCHEDULE	RPI	RPI	RPI	RPI
DIV. I ONLY	<b>14- 12</b>	<b>154</b>	<b>4- 6</b>	<b>69</b>	<b>70</b>	<b>116</b>	<b>116</b>	<b>3</b>	<b>3</b>	
DIV. I NON-CONF.	<b>10- 3</b>	<b>52</b>	<b>0- 0</b>	<b>280</b>	<b>260</b>	<b>135</b>	<b>135</b>	<b>5</b>	<b>5</b>	
TOTALS	RPI 1-25	RPI 26-50	W-L RECORDS	RPI 51-100	RPI 101-150	RPI 150+				
14- 12	0- 4	0- 4	OVERALL	0- 1	6- 0	8- 3				
11- 5	0- 3	0- 1	HOME	0- 0	5- 0	6- 1				
2- 6	0- 1	0- 2	AWAY	0- 1	1- 0	1- 2				
1- 1	0- 0	0- 1	NEUTRAL	0- 0	0- 0	1- 0				
10- 3	0- 0	0- 1	NON-CONFERENCE	0- 0	3- 0	7- 2				
8- 1	0- 0	0- 0	HOME	0- 0	3- 0	5- 1				
1- 1	0- 0	0- 0	AWAY	0- 0	0- 0	1- 1				
1- 1	0- 0	0- 1	NEUTRAL	0- 0	0- 0	1- 0				
4- 9	0- 4	0- 3	CONFERENCE	0- 1	3- 0	1- 1				
3- 4	0- 3	0- 1	HOME	0- 0	2- 0	1- 0				
1- 5	0- 1	0- 2	AWAY	0- 1	1- 0	0- 1				
0- 0	0- 0	0- 0	NEUTRAL	0- 0	0- 0	0- 0				

RPI 1-25				RPI 26-50				RPI 51-100				RPI 101+ Team's RPI: 116			
RPI	S	Opponent	Score	RPI	S	Opponent	Score	RPI	S	Opponent	Score	RPI	S	Opponent	Score
1	A	Tennessee	53 63	26	N	California	70 82	65	A	LSU	65 74	107	H	Ole Miss	72 58
6	H	South Carolina	49 60	32	H	Mississippi St.	47 53					125	H	Colorado	53 50
9	H	Kentucky	69 83	38	A	Arkansas	55 73					138	H	Saint Louis	74 55
22	H	Texas A&M	48 55	49	A	Georgia	48 69					143	A	Florida	68 52



Average RPI Win:	233	WON-LOST	WINNING	LAST 10	STRENGTH OF	OPP. STRENGTH	TEAM	ADJ.	CONF.	ADJ CONF.
Average RPI Loss:	98	RECORD	PCT. RANK	GAMES	SCHEDULE	OF SCHEDULE	RPI	RPI	RPI	RPI
DIV. I ONLY	10- 13	217	6- 4	153	126	194	194	18	18	
DIV. I NON-CONF.	3- 8	263	0- 0	60	52	186	186	16	16	
TOTALS	RPI 1-25	RPI 26-50	W-L RECORDS	RPI 51-100	RPI 101-150	RPI 150+				
10- 13	0- 0	0- 2	OVERALL	0- 6	2- 2	8- 3				
7- 4	0- 0	0- 1	HOME	0- 2	1- 0	6- 1				
3- 8	0- 0	0- 1	AWAY	0- 3	1- 2	2- 2				
0- 1	0- 0	0- 0	NEUTRAL	0- 1	0- 0	0- 0				
3- 8	0- 0	0- 2	NON-CONFERENCE	0- 3	1- 1	2- 2				
2- 2	0- 0	0- 1	HOME	0- 1	0- 0	2- 0				
1- 5	0- 0	0- 1	AWAY	0- 1	1- 1	0- 2				
0- 1	0- 0	0- 0	NEUTRAL	0- 1	0- 0	0- 0				
7- 5	0- 0	0- 0	CONFERENCE	0- 3	1- 1	6- 1				
5- 2	0- 0	0- 0	HOME	0- 1	1- 0	4- 1				
2- 3	0- 0	0- 0	AWAY	0- 2	0- 1	2- 0				
0- 0	0- 0	0- 0	NEUTRAL	0- 0	0- 0	0- 0				

RPI S	Opponent	Score	RPI S	Opponent	Score	RPI S	Opponent	Score	RPI S	Opponent	Score	Team's RPI: 194
38	H Arkansas	50 59	39	A UALR	48 61	56	A Wichita St.	50 69	104	H Southern Ill.	61 57	
						56	H Wichita St.	59 71	111	A UNI	56 64	
						57	H Arkansas St.	62 78	116	A Missouri	57 52	
						58	A Oklahoma St.	36 77	125	A Colorado	59 87	
						72	A Drake	89 94	156	A Memphis	63 79	
						79	N TCU	68 82	158	H Indiana St.	74 66	
									173	H SIUE	75 69	
									181	A Oral Roberts	57 70	
									239	H IUPUI	68 58	
									247	H Evansville	56 65	
									295	A Loyola Chicago	87 57	
									295	H Loyola Chicago	83 64	
									314	A Bradley	78 64	
									314	H Bradley	69 61	
									318	H Illinois St.	58 35	
LAST 12 Division I GAMES:												
295	H Loyola Chicago	83 64	104	H Southern Ill.	61 57							
314	H Bradley	69 61	314	A Bradley	78 64							
56	A Wichita St.	50 69	295	A Loyola Chicago	87 57							
111	A UNI	56 64	56	H Wichita St.	59 71							
72	A Drake	89 94	158	H Indiana St.	74 66							
318	H Illinois St.	58 35	247	H Evansville	56 65							

Non-Div I Games:

Missouri St.



Average RPI Win:	287	WON-LOST	WINNING	LAST 10	STRENGTH OF	OPP. STRENGTH	TEAM	ADJ.	CONF.	ADJ CONF.
Average RPI Loss:	165	RECORD	PCT. RANK	GAMES	SCHEDULE	OF SCHEDULE	RPI	RPI	RPI	RPI
DIV. I ONLY	10- 15	232	4- 6	270	297	258	258	24	24	
DIV. I NON-CONF.	4- 5	188	0- 0	238	340	228	228	23	23	
TOTALS	RPI 1-25	RPI 26-50	W-L RECORDS	RPI 51-100	RPI 101-150	RPI 150+				
10- 15	0- 1	0- 1	OVERALL	0- 1	0- 3	10- 9				
5- 7	0- 1	0- 0	HOME	0- 1	0- 1	5- 4				
5- 8	0- 0	0- 1	AWAY	0- 0	0- 2	5- 5				
0- 0	0- 0	0- 0	NEUTRAL	0- 0	0- 0	0- 0				
4- 5	0- 1	0- 0	NON-CONFERENCE	0- 1	0- 1	4- 2				
2- 2	0- 1	0- 0	HOME	0- 1	0- 0	2- 0				
2- 3	0- 0	0- 0	AWAY	0- 0	0- 1	2- 2				
0- 0	0- 0	0- 0	NEUTRAL	0- 0	0- 0	0- 0				
6- 10	0- 0	0- 1	CONFERENCE	0- 0	0- 2	6- 7				
3- 5	0- 0	0- 0	HOME	0- 0	0- 1	3- 4				
3- 5	0- 0	0- 1	AWAY	0- 0	0- 1	3- 3				
0- 0	0- 0	0- 0	NEUTRAL	0- 0	0- 0	0- 0				

RPI	S	Opponent	Score	RPI	S	Opponent	Score	RPI	S	Opponent	Score	RPI	S	Opponent	Score	Team's RPI: 258
18	H	Princeton	53 84	30	A	Quinnipiac	53 94	99	H	Lehigh	70 82	117	A	Yale	58 62	
												129	A	Marist	65 75	
												129	H	Marist	60 63	
												170	A	Fairfield	52 54	
												170	H	Fairfield	59 33	
												176	A	Iona	58 71	
												176	H	Iona	75 74	
												178	A	Xavier	45 61	
												179	A	Siena	58 65	
												179	H	Siena	52 54	
												216	H	Niagara	45 59	
												252	H	Canisius	58 75	
												274	A	Rider	66 62	
												274	H	Rider	55 65	
												283	H	Colgate	82 62	
												313	A	LIU Brooklyn	78 57	
												321	A	Manhattan	73 69	
												324	A	Wagner	82 59	
												327	A	UMES	73 86	
												329	H	Fairleigh Dickinson	71 66	
												338	A	Saint Peter's	67 52	
												338	H	Saint Peter's	64 56	
LAST 12 Division I GAMES:																
338	H	Saint Peter's	64 56	170	H	Fairfield	59 33									
274	H	Rider	55 65	179	H	Siena	52 54									
179	A	Siena	58 65	216	H	Niagara	45 59									
338	A	Saint Peter's	67 52	321	A	Manhattan	73 69									
170	A	Fairfield	52 54	129	H	Marist	60 63									
252	H	Canisius	58 75	274	A	Rider	66 62									

Non-Div I Games:

Monmouth

■ Loss, 
 ■ Non-Conf, 
 S Site, 
 ■ Home 
 ■ Away 
 N Neutral



Average RPI Win: <b>236</b>	WON-LOST	WINNING	LAST 10	STRENGTH OF	OPP. STRENGTH	TEAM	ADJ.	CONF.	ADJ CONF.
Average RPI Loss: <b>133</b>	RECORD	PCT. RANK	GAMES	SCHEDULE	OF SCHEDULE	RPI	RPI	RPI	RPI
DIV. I ONLY	15- 7	65	8- 2	238	230	118	118	21	21
DIV. I NON-CONF.	5- 4	139	0- 0	275	201	189	189	22	22
TOTALS	RPI 1-25	RPI 26-50	W-L RECORDS	RPI 51-100	RPI 101-150	RPI 150+			
15- 7	0- 1	0- 0	OVERALL	0- 1	2- 1	13- 4			
8- 2	0- 0	0- 0	HOME	0- 0	2- 0	6- 2			
6- 3	0- 0	0- 0	AWAY	0- 1	0- 1	6- 1			
1- 2	0- 1	0- 0	NEUTRAL	0- 0	0- 0	1- 1			
5- 4	0- 1	0- 0	NON-CONFERENCE	0- 1	0- 0	5- 2			
2- 1	0- 0	0- 0	HOME	0- 0	0- 0	2- 1			
2- 1	0- 0	0- 0	AWAY	0- 1	0- 0	2- 0			
1- 2	0- 1	0- 0	NEUTRAL	0- 0	0- 0	1- 1			
10- 3	0- 0	0- 0	CONFERENCE	0- 0	2- 1	8- 2			
6- 1	0- 0	0- 0	HOME	0- 0	2- 0	4- 1			
4- 2	0- 0	0- 0	AWAY	0- 0	0- 1	4- 1			
0- 0	0- 0	0- 0	NEUTRAL	0- 0	0- 0	0- 0			

RPI 1-25			RPI 26-50			RPI 51-100			RPI 101+ Team's RPI: 118		
RPI	S	Opponent	Score	RPI	S	Opponent	Score	RPI	S	Opponent	Score
18	N	Princeton	55 <b>80</b>					52	A	Pacific	50 <b>62</b>
								115	A	North Dakota	52 <b>59</b>
								115	H	North Dakota	66 51
								150	H	Sacramento St.	94 86
								153	A	Eastern Wash.	64 <b>65</b>
								183	A	Northern Colo.	64 58
								183	H	Northern Colo.	51 <b>52</b>
								202	N	Wake Forest	60 <b>73</b>
								204	H	Montana St.	62 48
								206	A	Idaho	87 74
								208	N	Charlotte	67 58
								209	H	Wyoming	54 <b>60</b>
								231	A	Southern Utah	59 37
								241	H	Idaho St.	77 65
								243	H	Weber St.	53 43
								250	H	Austin Peay	83 62
								266	A	Northern Ariz.	69 42
								292	A	Portland	69 55
								308	H	Portland St.	72 31
								319	A	Seattle	70 64
								328	H	Utah Valley	68 44
LAST 12 Division I GAMES:											
183	H	Northern Colo.	51 <b>52</b>	231	A	Southern Utah	59 37				
115	H	North Dakota	66 51	266	A	Northern Ariz.	69 42				
206	A	Idaho	87 74	204	H	Montana St.	62 48				
153	A	Eastern Wash.	64 <b>65</b>	241	H	Idaho St.	77 65				
150	H	Sacramento St.	94 86	243	H	Weber St.	53 43				
308	H	Portland St.	72 31	115	A	North Dakota	52 <b>59</b>				

Non-Div I Games: Montana Western 55 44 Carroll (MT) 64 34

Montana

Loss, Non-Conf, S Site, H Home A Away N Neutral



Average RPI Win:	222	WON-LOST	WINNING	LAST 10	STRENGTH OF	OPP. STRENGTH	TEAM	ADJ.	CONF.	ADJ CONF.
Average RPI Loss:	146	RECORD	PCT. RANK	GAMES	SCHEDULE	OF SCHEDULE	RPI	RPI	RPI	RPI
DIV. I ONLY	9- 13	226	5- 5	133	255	204	204	21	21	
DIV. I NON-CONF.	4- 5	188	0- 0	74	249	128	128	22	22	
TOTALS	RPI 1-25	RPI 26-50	W-L RECORDS	RPI 51-100	RPI 101-150	RPI 150+				
9- 13	0- 0	0- 1	OVERALL	0- 2	2- 4	7- 6				
6- 3	0- 0	0- 1	HOME	0- 0	2- 0	4- 2				
2- 10	0- 0	0- 0	AWAY	0- 2	0- 4	2- 4				
1- 0	0- 0	0- 0	NEUTRAL	0- 0	0- 0	1- 0				
4- 5	0- 0	0- 1	NON-CONFERENCE	0- 2	0- 2	4- 0				
2- 1	0- 0	0- 1	HOME	0- 0	0- 0	2- 0				
1- 4	0- 0	0- 0	AWAY	0- 2	0- 2	1- 0				
1- 0	0- 0	0- 0	NEUTRAL	0- 0	0- 0	1- 0				
5- 8	0- 0	0- 0	CONFERENCE	0- 0	2- 2	3- 6				
4- 2	0- 0	0- 0	HOME	0- 0	2- 0	2- 2				
1- 6	0- 0	0- 0	AWAY	0- 0	0- 2	1- 4				
0- 0	0- 0	0- 0	NEUTRAL	0- 0	0- 0	0- 0				

RPI S	Opponent	Score	RPI S	Opponent	Score	RPI S	Opponent	Score	RPI S	Opponent	Score	Team's RPI: 204
41	H Gonzaga	60 89	66	A San Diego	64 79	108	A CSUN	66 78				
			68	A Washington St.	61 82	115	A North Dakota	74 82				
						115	H North Dakota	80 62				
						118	A Montana	48 62				
						124	A Boise St.	60 75				
						150	H Sacramento St.	91 64				
						153	A Eastern Wash.	58 72				
						183	A Northern Colo.	61 80				
						183	H Northern Colo.	63 84				
						206	A Idaho	76 65				
						209	H Wyoming	79 52				
						213	A Cal St. Fullerton	63 47				
						231	A Southern Utah	69 74				
						239	N IUPUI	80 74				
						241	H Idaho St.	62 65				
						243	H Weber St.	62 54				
						266	A Northern Ariz.	64 79				
						308	H Portland St.	63 46				
						319	H Seattle	74 61				
LAST 12 Division I GAMES:												
115	H North Dakota	80 62	266	A Northern Ariz.	64 79							
183	H Northern Colo.	63 84	231	A Southern Utah	69 74							
153	A Eastern Wash.	58 72	118	A Montana	48 62							
206	A Idaho	76 65	243	H Weber St.	62 54							
308	H Portland St.	63 46	241	H Idaho St.	62 65							
150	H Sacramento St.	91 64	183	A Northern Colo.	61 80							

Non-Div I Games: Mont. St. Billings 76 57 Great Falls 87 71

Montana St.

Loss, Non-Conf, S Site, H Home A Away N Neutral



Average RPI Win:	268	WON-LOST	WINNING	LAST 10	STRENGTH OF	OPP. STRENGTH	TEAM	ADJ.	CONF.	ADJ CONF.
Average RPI Loss:	139	RECORD	PCT. RANK	GAMES	SCHEDULE	OF SCHEDULE	RPI	RPI	RPI	RPI
DIV. I ONLY	10- 14	222	5- 5	171	266	219	219	26	26	
DIV. I NON-CONF.	3- 9	281	0- 0	66	202	199	199	26	26	
TOTALS	RPI 1-25	RPI 26-50	W-L RECORDS	RPI 51-100	RPI 101-150	RPI 150+				
10- 14	0- 1	0- 0	OVERALL	0- 2	0- 5	10- 6				
5- 6	0- 0	0- 0	HOME	0- 0	0- 3	5- 3				
5- 8	0- 1	0- 0	AWAY	0- 2	0- 1	5- 3				
0- 0	0- 0	0- 0	NEUTRAL	0- 0	0- 0	0- 0				
3- 9	0- 1	0- 0	NON-CONFERENCE	0- 2	0- 4	3- 2				
1- 4	0- 0	0- 0	HOME	0- 0	0- 3	1- 1				
2- 5	0- 1	0- 0	AWAY	0- 2	0- 1	2- 1				
0- 0	0- 0	0- 0	NEUTRAL	0- 0	0- 0	0- 0				
7- 5	0- 0	0- 0	CONFERENCE	0- 0	0- 1	7- 4				
4- 2	0- 0	0- 0	HOME	0- 0	0- 0	4- 2				
3- 3	0- 0	0- 0	AWAY	0- 0	0- 1	3- 2				
0- 0	0- 0	0- 0	NEUTRAL	0- 0	0- 0	0- 0				

RPI 1-25				RPI 26-50				RPI 51-100				RPI 101+ Team's RPI: 219			
RPI	S	Opponent	Score	RPI	S	Opponent	Score	RPI	S	Opponent	Score	RPI	S	Opponent	Score
9	A	Kentucky	62 91					60	A	Ohio	67 87	104	H	Southern Ill.	66 75
								67	A	Akron	61 89	110	H	Cleveland St.	72 80
												114	H	East Tenn. St.	77 86
												145	A	Indiana	57 98
												147	A	UT Martin	70 99
												164	A	Belmont	56 57
												164	H	Belmont	66 55
												173	H	SIUE	61 62
												192	A	Jacksonville St.	64 72
												201	A	USC Upstate	69 75
												222	H	Tennessee St.	74 81
												223	A	George Mason	79 70
												230	H	Georgia St.	74 72
												234	H	Lipscomb	59 61
												250	A	Austin Peay	82 72
												269	H	Eastern Ky.	76 58
												273	A	Norfolk St.	83 66
												305	A	Southeast Mo. St.	64 59
												312	H	Eastern Ill.	67 62
												322	H	Murray St.	64 63
												333	A	Tennessee Tech	64 54
LAST 12 Division I GAMES:															
164	A	Belmont	56 57	250	A	Austin Peay	82 72								
222	H	Tennessee St.	74 81	312	H	Eastern Ill.	67 62								
164	H	Belmont	66 55	173	H	SIUE	61 62								
269	H	Eastern Ky.	76 58	147	A	UT Martin	70 99								
333	A	Tennessee Tech	64 54	305	A	Southeast Mo. St.	64 59								
192	A	Jacksonville St.	64 72	322	H	Murray St.	64 63								

Non-Div I Games: Brescia 98 68

Morehead St.

■ Loss, 
 ■ Non-Conf, 
 ■ S Site, 
 ■ Home 
 ■ A Away 
 N Neutral



Average RPI Win: <b>321</b>	WON-LOST	WINNING	LAST 10	STRENGTH OF	OPP. STRENGTH	TEAM	ADJ.	CONF.	ADJ CONF.
Average RPI Loss: <b>174</b>	RECORD	PCT. RANK	GAMES	SCHEDULE	OF SCHEDULE	RPI	RPI	RPI	RPI
DIV. I ONLY	7- 15	276	6- 4	309	304	289	289	31	31
DIV. I NON-CONF.	1- 10	329	1- 2	151	211	292	292	29	29
TOTALS	RPI 1-25	RPI 26-50	W-L RECORDS	RPI 51-100	RPI 101-150	RPI 150+			
7- 15	0- 1	0- 1	OVERALL	0- 4	0- 0	7- 9			
3- 5	0- 0	0- 0	HOME	0- 0	0- 0	3- 5			
4- 9	0- 1	0- 1	AWAY	0- 3	0- 0	4- 3			
0- 1	0- 0	0- 0	NEUTRAL	0- 0	0- 0	0- 1			
1- 10	0- 1	0- 1	NON-CONFERENCE	0- 3	0- 0	1- 5			
0- 2	0- 0	0- 0	HOME	0- 0	0- 0	0- 2			
1- 7	0- 1	0- 1	AWAY	0- 3	0- 0	1- 2			
0- 1	0- 0	0- 0	NEUTRAL	0- 0	0- 0	0- 1			
6- 5	0- 0	0- 0	CONFERENCE	0- 1	0- 0	6- 4			
3- 3	0- 0	0- 0	HOME	0- 0	0- 0	3- 3			
3- 2	0- 0	0- 0	AWAY	0- 1	0- 0	3- 1			
0- 0	0- 0	0- 0	NEUTRAL	0- 0	0- 0	0- 0			

RPI 1-25				RPI 26-50				RPI 51-100				RPI 101+ Team's RPI: 289			
RPI	S	Opponent	Score	RPI	S	Opponent	Score	RPI	S	Opponent	Score	RPI	S	Opponent	Score
24	A	Chattanooga	40 <b>55</b>	49	A	Georgia	36 <b>68</b>	58	A	Oklahoma St.	43 <b>73</b>	162	A	Bucknell	50 <b>79</b>
								96	A	Georgia Tech	76 <b>105</b>	169	H	Savannah St.	58 <b>72</b>
								97	A	Hampton	43 <b>63</b>	186	H	Stony Brook	48 <b>50</b>
								100	A	Texas Tech	57 <b>65</b>	229	H	Brown	52 <b>59</b>
												257	H	Bethune-Cookman	48 <b>55</b>
												273	A	Norfolk St.	63 <b>68</b>
												273	H	Norfolk St.	56 <b>64</b>
												279	A	UMBC	54 46
												282	H	South Carolina St.	54 46
												299	A	NJIT	49 <b>52</b>
												327	H	UMES	72 62
												333	N	Tennessee Tech	56 <b>62</b>
												334	H	Florida A&M	57 50
												339	A	Coppin St.	62 53
												343	A	Howard	77 64
												346	A	Delaware St.	64 56
LAST 12 Division I GAMES:															
273	H	Norfolk St.	56 <b>64</b>	257	H	Bethune-Cookman	48 <b>55</b>								
299	A	NJIT	49 <b>52</b>	334	H	Florida A&M	57 50								
282	H	South Carolina St.	54 46	327	H	UMES	72 62								
169	H	Savannah St.	58 <b>72</b>	346	A	Delaware St.	64 56								
339	A	Coppin St.	62 53	229	H	Brown	52 <b>59</b>								
343	A	Howard	77 64	279	A	UMBC	54 46								

Non-Div I Games: Wesley 90 50 Washington Adventis66 44

Morgan St.

Loss, Non-Conf, S Site, H Home A Away N Neutral



Average RPI Win:	298	WON-LOST	WINNING	LAST 10	STRENGTH OF	OPP. STRENGTH	TEAM	ADJ.	CONF.	ADJ CONF.
Average RPI Loss:	189	RECORD	PCT. RANK	GAMES	SCHEDULE	OF SCHEDULE	RPI	RPI	RPI	RPI
DIV. I ONLY	7- 17	284	1- 4	282	315	293	293	27	27	
DIV. I NON-CONF.	2- 9	297	0- 3	286	274	330	330	27	27	
TOTALS	RPI 1-25	RPI 26-50	W-L RECORDS	RPI 51-100	RPI 101-150	RPI 150+				
7- 17	0- 1	0- 0	OVERALL	0- 2	1- 3	6- 11				
5- 3	0- 0	0- 0	HOME	0- 0	1- 1	4- 2				
2- 14	0- 0	0- 0	AWAY	0- 1	0- 1	2- 0				
0- 0	0- 0	0- 0	NEUTRAL	0- 0	0- 0	0- 0				
2- 9	0- 1	0- 0	NON-CONFERENCE	0- 2	0- 0	2- 6				
2- 1	0- 0	0- 0	HOME	0- 0	0- 0	2- 1				
0- 8	0- 1	0- 0	AWAY	0- 2	0- 0	0- 5				
0- 0	0- 0	0- 0	NEUTRAL	0- 0	0- 0	0- 0				
5- 8	0- 0	0- 0	CONFERENCE	0- 0	1- 3	4- 5				
3- 2	0- 0	0- 0	HOME	0- 0	1- 1	2- 1				
2- 6	0- 0	0- 0	AWAY	0- 0	0- 2	2- 4				
0- 0	0- 0	0- 0	NEUTRAL	0- 0	0- 0	0- 0				

RPI 1-25				RPI 26-50				RPI 51-100				RPI 101+ Team's RPI: 293			
RPI	S	Opponent	Score	RPI	S	Opponent	Score	RPI	S	Opponent	Score	RPI	S	Opponent	Score
5	A	Maryland	45 109					74	A	North Carolina St.	60 85	144	A	Central Conn. St.	49 60
								81	A	Fordham	37 61	144	H	Central Conn. St.	54 50
												148	A	Bryant	72 74
												148	H	Bryant	53 55
												162	H	Bucknell	49 74
												168	A	Robert Morris	44 66
												168	H	Robert Morris	44 68
												205	A	Sacred Heart	64 71
												216	A	Niagara	60 78
												226	A	Campbell	42 60
												245	A	Davidson	62 67
												264	A	Loyola Maryland	49 56
												297	A	St. Francis Brooklyn	46 52
												297	H	St. Francis Brooklyn	56 48
												313	A	LIU Brooklyn	76 69
												324	A	Wagner	60 58
												325	H	Saint Francis (PA)	74 64
												327	A	UMES	43 58
												329	A	Fairleigh Dickinson	56 78
												339	H	Coppin St.	81 65
												346	H	Delaware St.	73 64
LAST 12 Division I GAMES:															
144	A	Central Conn. St.	49 60	148	A	Bryant	72 74								
144	H	Central Conn. St.	54 50	297	A	St. Francis Brooklyn	46 52								
162	H	Bucknell	49 74	205	A	Sacred Heart	64 71								
81	A	Fordham	37 61	168	H	Robert Morris	44 68								
74	A	North Carolina St.	60 85	325	H	Saint Francis (PA)	74 64								
148	H	Bryant	53 55	329	A	Fairleigh Dickinson	56 78								

Non-Div I Games:

Mt. St. Mary's

■ Loss, 
■ Non-Conf, 
■ S Site, 
■ Home 
■ A Away 
N Neutral



Average RPI Win:	275	WON-LOST	WINNING	LAST 10	STRENGTH OF	OPP. STRENGTH	TEAM	ADJ.	CONF.	ADJ CONF.
Average RPI Loss:	192	RECORD	PCT. RANK	GAMES	SCHEDULE	OF SCHEDULE	RPI	RPI	RPI	RPI
DIV. I ONLY	5- 19	309	2- 5	257	318	322	322	26	26	
DIV. I NON-CONF.	3- 8	263	0- 1	170	286	284	284	26	26	
TOTALS	RPI 1-25	RPI 26-50	W-L RECORDS	RPI 51-100	RPI 101-150	RPI 150+				
5- 19	0- 0	0- 0	OVERALL	0- 3	0- 4	5- 12				
4- 7	0- 0	0- 0	HOME	0- 1	0- 1	4- 5				
1- 11	0- 0	0- 0	AWAY	0- 2	0- 3	1- 6				
0- 1	0- 0	0- 0	NEUTRAL	0- 0	0- 0	0- 1				
3- 8	0- 0	0- 0	NON-CONFERENCE	0- 3	0- 3	3- 2				
3- 2	0- 0	0- 0	HOME	0- 1	0- 0	3- 1				
0- 5	0- 0	0- 0	AWAY	0- 2	0- 3	0- 0				
0- 1	0- 0	0- 0	NEUTRAL	0- 0	0- 0	0- 1				
2- 11	0- 0	0- 0	CONFERENCE	0- 0	0- 1	2- 10				
1- 5	0- 0	0- 0	HOME	0- 0	0- 1	1- 4				
1- 6	0- 0	0- 0	AWAY	0- 0	0- 0	1- 6				
0- 0	0- 0	0- 0	NEUTRAL	0- 0	0- 0	0- 0				

RPI 1-25			RPI 26-50			RPI 51-100			RPI 101+			Team's RPI: 322	
RPI	S	Opponent	Score	RPI	S	Opponent	Score	RPI	S	Opponent	Score		
								60	H	Ohio	60	111	
								88	A	Illinois	44	64	
								91	A	Wright St.	68	75	

Non-Div I Games: Brescia 118 50 Blackburn 110 31

Murray St.



Average RPI Win:	287	WON-LOST	WINNING	LAST 10	STRENGTH OF	OPP. STRENGTH	TEAM	ADJ.	CONF.	ADJ CONF.
Average RPI Loss:	142	RECORD	PCT. RANK	GAMES	SCHEDULE	OF SCHEDULE	RPI	RPI	RPI	RPI
DIV. I ONLY	12- 10	143	6- 3	312	278	214	214	31	31	
DIV. I NON-CONF.	5- 6	177	0- 2	185	131	169	169	29	29	
TOTALS	RPI 1-25	RPI 26-50	W-L RECORDS	RPI 51-100	RPI 101-150	RPI 150+				
12- 10	0- 2	0- 0	OVERALL	0- 2	0- 2	12- 4				
6- 2	0- 0	0- 0	HOME	0- 0	0- 0	6- 2				
4- 8	0- 2	0- 0	AWAY	0- 2	0- 2	4- 2				
2- 0	0- 0	0- 0	NEUTRAL	0- 0	0- 0	2- 0				
5- 6	0- 2	0- 0	NON-CONFERENCE	0- 1	0- 2	5- 1				
2- 1	0- 0	0- 0	HOME	0- 0	0- 0	2- 1				
1- 5	0- 2	0- 0	AWAY	0- 1	0- 2	1- 0				
2- 0	0- 0	0- 0	NEUTRAL	0- 0	0- 0	2- 0				
7- 4	0- 0	0- 0	CONFERENCE	0- 1	0- 0	7- 3				
4- 1	0- 0	0- 0	HOME	0- 0	0- 0	4- 1				
3- 3	0- 0	0- 0	AWAY	0- 1	0- 0	3- 2				
0- 0	0- 0	0- 0	NEUTRAL	0- 0	0- 0	0- 0				

RPI 1-25				RPI 26-50				RPI 51-100				RPI 101+ Team's RPI: 214			
RPI	S	Opponent	Score	RPI	S	Opponent	Score	RPI	S	Opponent	Score	RPI	S	Opponent	Score
12	A	Duke	36 87					93	A	Southern Miss.	48 72	123	A	VCU	51 60
24	A	Chattanooga	43 58					97	A	Hampton	48 54	139	A	Appalachian St.	70 72
												166	H	William & Mary	57 59
												169	A	Savannah St.	53 48
												169	H	Savannah St.	56 59
												181	N	Oral Roberts	47 38
												220	H	Navy	52 47
												245	A	Davidson	62 57
												273	A	Norfolk St.	75 76
												282	H	South Carolina St.	59 48
												326	H	UNC Asheville	63 46
												327	A	UMES	43 58
												331	H	N.C. Central	58 33
												333	N	Tennessee Tech	54 49
												334	A	Florida A&M	67 48
												339	H	Coppin St.	67 49
												343	A	Howard	80 69
												346	H	Delaware St.	79 38
LAST 12 Division I GAMES:															
334	A	Florida A&M	67 48	97	A	Hampton	48 54								
331	H	N.C. Central	58 33	282	H	South Carolina St.	59 48								
169	A	Savannah St.	53 48	169	H	Savannah St.	56 59								
339	H	Coppin St.	67 49	12	A	Duke	36 87								
346	H	Delaware St.	79 38	123	A	VCU	51 60								
273	A	Norfolk St.	75 76	24	A	Chattanooga	43 58								

Non-Div I Games: Guilford 87 41 Johnson C. Smith 76 45

N.C. A&amp;T

■ Loss, 
 ■ Non-Conf, S Site, 
 ■ Home 
 ■ Away 
 N Neutral



Average RPI Win:	323	WON-LOST	WINNING	LAST 10	STRENGTH OF	OPP. STRENGTH	TEAM	ADJ.	CONF.	ADJ CONF.
Average RPI Loss:	219	RECORD	PCT. RANK	GAMES	SCHEDULE	OF SCHEDULE	RPI	RPI	RPI	RPI
DIV. I ONLY	6- 16	290	4- 6	331	332	331	331	31	31	
DIV. I NON-CONF.	2- 9	297	0- 2	265	298	321	321	29	29	
TOTALS	RPI 1-25	RPI 26-50	W-L RECORDS	RPI 51-100	RPI 101-150	RPI 150+				
6- 16	0- 1	0- 1	OVERALL	0- 1	0- 0	6- 13				
5- 4	0- 0	0- 0	HOME	0- 0	0- 0	5- 4				
1- 12	0- 1	0- 1	AWAY	0- 1	0- 0	1- 9				
0- 0	0- 0	0- 0	NEUTRAL	0- 0	0- 0	0- 0				
2- 9	0- 1	0- 1	NON-CONFERENCE	0- 0	0- 0	2- 7				
1- 3	0- 0	0- 0	HOME	0- 0	0- 0	1- 3				
1- 6	0- 1	0- 1	AWAY	0- 0	0- 0	1- 4				
0- 0	0- 0	0- 0	NEUTRAL	0- 0	0- 0	0- 0				
4- 7	0- 0	0- 0	CONFERENCE	0- 1	0- 0	4- 6				
4- 1	0- 0	0- 0	HOME	0- 0	0- 0	4- 1				
0- 6	0- 0	0- 0	AWAY	0- 1	0- 0	0- 5				
0- 0	0- 0	0- 0	NEUTRAL	0- 0	0- 0	0- 0				

RPI 1-25				RPI 26-50				RPI 51-100				RPI 101+ Team's RPI: 331			
RPI	S	Opponent	Score	RPI	S	Opponent	Score	RPI	S	Opponent	Score	RPI	S	Opponent	Score
6	A	South Carolina	26 90	29	A	Syracuse	25 70	97	A	Hampton	36 75	169	H	Savannah St.	61 82
												199	A	Virginia Tech	44 80
												214	A	N.C. A&T	33 58
												221	H	Winthrop	63 71
												226	A	Campbell	60 65
												238	H	Presbyterian	33 45
												257	A	Bethune-Cookman	57 71
												273	A	Norfolk St.	58 82
												281	A	Gardner-Webb	53 73
												282	H	South Carolina St.	56 54
												307	H	Wofford	55 69
												311	A	Western Caro.	64 59
												317	A	Coastal Caro.	52 67
												326	H	UNC Asheville	55 52
												327	A	UMES	61 71
												334	H	Florida A&M	59 48
												339	H	Coppin St.	59 58
												343	A	Howard	65 70
												346	H	Delaware St.	66 59
LAST 12 Division I GAMES:															
257	A	Bethune-Cookman	57 71	273	A	Norfolk St.	58 82								
214	A	N.C. A&T	33 58	169	H	Savannah St.	61 82								
334	H	Florida A&M	59 48	282	H	South Carolina St.	56 54								
346	H	Delaware St.	66 59	307	H	Wofford	55 69								
339	H	Coppin St.	59 58	238	H	Presbyterian	33 45								
97	A	Hampton	36 75	317	A	Coastal Caro.	52 67								

Non-Div I Games: Bluefield St. 63 66

N.C. Central



Average RPI Win:	291	WON-LOST	WINNING	LAST 10	STRENGTH OF	OPP. STRENGTH	TEAM	ADJ.	CONF.	ADJ CONF.
Average RPI Loss:	184	RECORD	PCT. RANK	GAMES	SCHEDULE	OF SCHEDULE	RPI	RPI	RPI	RPI
DIV. I ONLY	9- 15	245	4- 5	328	264	299	299	32	32	
DIV. I NON-CONF.	9- 15	214	4- 7	321	293	300	300	33	33	
TOTALS	RPI 1-25	RPI 26-50	W-L RECORDS	RPI 51-100	RPI 101-150	RPI 150+				
9- 15	0- 0	0- 1	OVERALL	0- 3	0- 1	9- 10				
6- 6	0- 0	0- 0	HOME	0- 2	0- 1	6- 3				
3- 8	0- 0	0- 1	AWAY	0- 1	0- 0	3- 6				
0- 1	0- 0	0- 0	NEUTRAL	0- 0	0- 0	0- 1				
9- 15	0- 0	0- 1	NON-CONFERENCE	0- 3	0- 1	9- 10				
6- 6	0- 0	0- 0	HOME	0- 2	0- 1	6- 3				
3- 8	0- 0	0- 1	AWAY	0- 1	0- 0	3- 6				
0- 1	0- 0	0- 0	NEUTRAL	0- 0	0- 0	0- 1				
0- 0	0- 0	0- 0	CONFERENCE	0- 0	0- 0	0- 0				
0- 0	0- 0	0- 0	HOME	0- 0	0- 0	0- 0				
0- 0	0- 0	0- 0	AWAY	0- 0	0- 0	0- 0				
0- 0	0- 0	0- 0	NEUTRAL	0- 0	0- 0	0- 0				

RPI 1-25				RPI 26-50				RPI 51-100				RPI 101+				Team's RPI: 299	
RPI	S	Opponent	Score	RPI	S	Opponent	Score	RPI	S	Opponent	Score	RPI	S	Opponent	Score		
				44	A	Seton Hall	62 74	70	H	Penn	29 59	106	H	Hofstra	47 62		
								87	A	St. John's (NY)	42 66	159	A	Harvard	54 66		
								99	H	Lehigh	54 74	167	A	Clemson	47 64		
												171	A	Dartmouth	63 68		
												197	H	Tex.-Pan American	59 54		
												200	A	Lafayette	50 66		
												212	A	Fla. Atlantic	65 57		
												217	A	New Hampshire	56 61		
												229	A	Brown	39 67		
												265	N	North Dakota St.	48 60		
												289	H	Morgan St.	52 49		
												291	H	Columbia	38 45		
												297	H	St. Francis Brooklyn	57 50		
												307	A	Wofford	76 50		
												313	H	LIU Brooklyn	48 57		
												320	H	Binghamton	52 48		
												324	H	Wagner	60 54		
												329	A	Fairleigh Dickinson	68 64		
												345	H	Chicago St.	59 48		
												346	H	Delaware St.	54 56		
LAST 12 Division I GAMES:																	
				289	H	Morgan St.	52 49	197	H	Tex.-Pan American	59 54						
				346	H	Delaware St.	54 56	345	H	Chicago St.	59 48						
				70	H	Penn	29 59	307	A	Wofford	76 50						
				229	A	Brown	39 67	167	A	Clemson	47 64						
				159	A	Harvard	54 66	200	A	Lafayette	50 66						
				291	H	Columbia	38 45	44	A	Seton Hall	62 74						

Non-Div I Games: St. Joseph (VT) 92 39

NJIT

■ Loss, 
 ■ Non-Conf, S Site, 
 ■ Home 
 ■ Away 
 N Neutral



Average RPI Win: <b>245</b>	WON-LOST	WINNING	LAST 10	STRENGTH OF	OPP. STRENGTH	TEAM	ADJ.	CONF.	ADJ CONF.
Average RPI Loss: <b>164</b>	RECORD	PCT. RANK	GAMES	SCHEDULE	OF SCHEDULE	RPI	RPI	RPI	RPI
DIV. I ONLY	<b>13- 11</b>	<b>148</b>	<b>5- 5</b>	<b>283</b>	<b>240</b>	<b>220</b>	<b>220</b>	<b>19</b>	<b>19</b>
DIV. I NON-CONF.	<b>5- 5</b>	<b>158</b>	<b>0- 0</b>	<b>334</b>	<b>265</b>	<b>278</b>	<b>278</b>	<b>21</b>	<b>21</b>
TOTALS	RPI 1-25	RPI 26-50	W-L RECORDS	RPI 51-100	RPI 101-150	RPI 150+			
13- 11	0- 0	0- 0	OVERALL	2- 3	0- 2	11- 6			
9- 4	0- 0	0- 0	HOME	1- 2	0- 0	8- 2			
4- 7	0- 0	0- 0	AWAY	1- 1	0- 2	3- 4			
0- 0	0- 0	0- 0	NEUTRAL	0- 0	0- 0	0- 0			
5- 5	0- 0	0- 0	NON-CONFERENCE	0- 1	0- 2	5- 2			
5- 1	0- 0	0- 0	HOME	0- 1	0- 0	5- 0			
0- 4	0- 0	0- 0	AWAY	0- 0	0- 2	0- 2			
0- 0	0- 0	0- 0	NEUTRAL	0- 0	0- 0	0- 0			
8- 6	0- 0	0- 0	CONFERENCE	2- 2	0- 0	6- 4			
4- 3	0- 0	0- 0	HOME	1- 1	0- 0	3- 2			
4- 3	0- 0	0- 0	AWAY	1- 1	0- 0	3- 2			
0- 0	0- 0	0- 0	NEUTRAL	0- 0	0- 0	0- 0			

RPI S	Opponent	Score	RPI S	Opponent	Score	RPI S	Opponent	Score	RPI S	Opponent	Score	Team's RPI: 220
						70	H Penn	51 60	122	A Elon	56 69	
						75	A American	49 59	142	A Oregon	64 72	
						95	A Army	53 50	162	A Bucknell	50 51	
						95	H Army	46 58	162	H Bucknell	42 44	
						99	H Lehigh	47 44	188	H Holy Cross	44 60	
									200	A Lafayette	65 60	
									200	H Lafayette	65 52	
									214	A N.C. A&T	47 52	
									223	H George Mason	84 79	
									227	H Towson	55 51	
									264	A Loyola Maryland	49 55	
									283	A Colgate	65 63	
									283	H Colgate	64 52	
									296	H Grand Canyon	60 51	
									304	H UNC Greensboro	71 64	
									308	A Portland St.	50 56	
									316	A Boston U.	61 55	
									316	H Boston U.	48 40	
									338	H Saint Peter's	71 35	
LAST 12 Division I GAMES:												
283	H Colgate	64 52	188	H Holy Cross	44 60							
162	A Bucknell	50 51	99	H Lehigh	47 44							
95	H Army	46 58	283	A Colgate	65 63							
316	H Boston U.	48 40	162	H Bucknell	42 44							
200	A Lafayette	65 60	95	A Army	53 50							
75	A American	49 59	316	A Boston U.	61 55							

Non-Div I Games: Mary Washington 79 59

Navy



## Nebraska

Through Games Of Feb. 15, 2015

Average RPI Win: 134		WON-LOST	WINNING	LAST 10	STRENGTH OF	OPP. STRENGTH	TEAM	ADJ.	CONF.	ADJ CONF.
Average RPI Loss: 37		RECORD	PCT. RANK	GAMES	SCHEDULE	OF SCHEDULE	RPI	RPI	RPI	RPI
DIV. I ONLY		18- 7	51	6- 4	47	9	33	33	4	4
DIV. I NON-CONF.		10- 1	17	0- 0	140	79	25	25	2	2
TOTALS		RPI 1-25	RPI 26-50		W-L RECORDS		RPI 51-100	RPI 101-150	RPI 150+	
18- 7		1- 4	0- 2		OVERALL		7- 0	4- 0	6- 1	
12- 2		1- 2	0- 0		HOME		3- 0	2- 0	6- 0	
6- 5		0- 2	0- 2		AWAY		4- 0	2- 0	0- 1	
0- 0		0- 0	0- 0		NEUTRAL		0- 0	0- 0	0- 0	
10- 1		1- 0	0- 0		NON-CONFERENCE		3- 0	1- 0	5- 1	
7- 0		1- 0	0- 0		HOME		0- 0	1- 0	5- 0	
3- 1		0- 0	0- 0		AWAY		3- 0	0- 0	0- 1	
0- 0		0- 0	0- 0		NEUTRAL		0- 0	0- 0	0- 0	
8- 6		0- 4	0- 2		CONFERENCE		4- 0	3- 0	1- 0	
5- 2		0- 2	0- 0		HOME		3- 0	1- 0	1- 0	
3- 4		0- 2	0- 2		AWAY		1- 0	2- 0	0- 0	
0- 0		0- 0	0- 0		NEUTRAL		0- 0	0- 0	0- 0	

RPI	S	Opponent	Score	RPI	S	Opponent	Score	Team's RPI: 33	RPI	S	Opponent	Score	RPI	S	Opponent	Score
5	A	Maryland	47 59	35	A	Rutgers	43 46		54	H	Michigan	75 60	105	A	Michigan St.	71 67
5	H	Maryland	47 75	40	A	Minnesota	69 72		68	A	Washington St.	82 61	128	H	Bakersfield	54 45
7	A	Iowa	72 78						69	A	Creighton	60 57	135	A	Wisconsin	89 72
7	H	Iowa	61 69						88	A	Illinois	58 53	135	H	Wisconsin	70 63
12	H	Duke	60 54						88	H	Illinois	59 57	161	A	Alabama	51 53
									89	A	UCLA	71 66	183	H	Northern Colo.	63 56
									94	H	Purdue	69 59	190	H	High Point	83 57
													193	H	Penn St.	73 45
													198	H	Pepperdine	100 65
													242	H	Utah	66 43
													332	H	Alcorn	83 49
LAST 12 Division I GAMES:																
135	H	Wisconsin	70 63	7	A	Iowa	72 78									
7	H	Iowa	61 69	135	A	Wisconsin	89 72									
5	A	Maryland	47 59	94	H	Purdue	69 59									
35	A	Rutgers	43 46	193	H	Penn St.	73 45									
54	H	Michigan	75 60	88	A	Illinois	58 53									
88	H	Illinois	59 57	105	A	Michigan St.	71 67									

Non-Div I Games:

Nebraska

■ Loss, 
■ Non-Conf, 
■ S Site, 
■ H Home 
■ A Away 
N Neutral



N  
e  
v  
a  
d  
aN  
e  
v  
a  
d  
a

Nevada

Page 187



Average RPI Win:	269	WON-LOST	WINNING	LAST 10	STRENGTH OF	OPP. STRENGTH	TEAM	ADJ.	CONF.	ADJ CONF.
Average RPI Loss:	148	RECORD	PCT. RANK	GAMES	SCHEDULE	OF SCHEDULE	RPI	RPI	RPI	RPI
DIV. I ONLY	14- 10	121	5- 5	324	245	217	217	23	23	
DIV. I NON-CONF.	7- 4	107	0- 0	333	258	203	203	24	24	
TOTALS	RPI 1-25	RPI 26-50	W-L RECORDS	RPI 51-100	RPI 101-150	RPI 150+				
14- 10	0- 0	0- 0	OVERALL	0- 4	0- 3	14- 3				
6- 5	0- 0	0- 0	HOME	0- 1	0- 2	6- 2				
8- 5	0- 0	0- 0	AWAY	0- 3	0- 1	8- 1				
0- 0	0- 0	0- 0	NEUTRAL	0- 0	0- 0	0- 0				
7- 4	0- 0	0- 0	NON-CONFERENCE	0- 1	0- 3	7- 0				
3- 2	0- 0	0- 0	HOME	0- 0	0- 2	3- 0				
4- 2	0- 0	0- 0	AWAY	0- 1	0- 1	4- 0				
0- 0	0- 0	0- 0	NEUTRAL	0- 0	0- 0	0- 0				
7- 6	0- 0	0- 0	CONFERENCE	0- 3	0- 0	7- 3				
3- 3	0- 0	0- 0	HOME	0- 1	0- 0	3- 2				
4- 3	0- 0	0- 0	AWAY	0- 2	0- 0	4- 1				
0- 0	0- 0	0- 0	NEUTRAL	0- 0	0- 0	0- 0				

RPI S	Opponent	Score	RPI S	Opponent	Score	RPI S	Opponent	Score	RPI S	Opponent	Score	Team's RPI: 217
						70	A Penn	39 74	102	A Boston College	58 64	
						77	A Maine	56 87	144	H Central Conn. St.	58 64	
						84	A Albany (NY)	65 76	148	H Bryant	54 57	
						84	H Albany (NY)	48 74	152	A Hartford	65 63	
									171	H Dartmouth	60 44	
									186	A Stony Brook	60 52	
									186	H Stony Brook	52 60	
									228	H UMass Lowell	58 51	
									229	H Brown	60 57	
									279	A UMBC	55 69	
									279	H UMBC	67 45	
									290	A Northeastern	63 62	
									299	H NJIT	61 56	
									309	A Vermont	64 56	
									309	H Vermont	60 63	
									316	A Boston U.	67 55	
									320	A Binghamton	76 58	
									320	H Binghamton	73 68	
									321	A Manhattan	58 54	
									343	A Howard	78 68	
LAST 12 Division I GAMES:												
			320	A Binghamton	76 58		152	A Hartford	65 63			
			309	H Vermont	60 63		228	H UMass Lowell	58 51			
			279	A UMBC	55 69		320	H Binghamton	73 68			
			84	H Albany (NY)	48 74		309	A Vermont	64 56			
			186	H Stony Brook	52 60		279	H UMBC	67 45			
			77	A Maine	56 87		84	A Albany (NY)	65 76			

Non-Div I Games: Daniel Webster 84 32

New Hampshire

■ Loss, 
 ■ Non-Conf, 
 ■ S Site, 
 ■ Home 
 ■ A Away 
 N Neutral



Average RPI Win:	246	WON-LOST	WINNING	LAST 10	STRENGTH OF	OPP. STRENGTH	TEAM	ADJ.	CONF.	ADJ CONF.
Average RPI Loss:	86	RECORD	PCT. RANK	GAMES	SCHEDULE	OF SCHEDULE	RPI	RPI	RPI	RPI
DIV. I ONLY	14- 10	121	9- 1	172	178	149	149	22	22	
DIV. I NON-CONF.	4- 7	220	0- 0	71	133	204	204	19	19	
TOTALS	RPI 1-25	RPI 26-50	W-L RECORDS	RPI 51-100	RPI 101-150	RPI 150+				
14- 10	0- 2	0- 2	OVERALL	1- 2	1- 2	12- 2				
11- 2	0- 1	0- 0	HOME	1- 0	1- 1	9- 0				
3- 6	0- 0	0- 2	AWAY	0- 2	0- 1	3- 1				
0- 2	0- 1	0- 0	NEUTRAL	0- 0	0- 0	0- 1				
4- 7	0- 2	0- 1	NON-CONFERENCE	0- 1	1- 1	3- 2				
4- 2	0- 1	0- 0	HOME	0- 0	1- 1	3- 0				
0- 3	0- 0	0- 1	AWAY	0- 1	0- 0	0- 1				
0- 2	0- 1	0- 0	NEUTRAL	0- 0	0- 0	0- 1				
10- 3	0- 0	0- 1	CONFERENCE	1- 1	0- 1	9- 0				
7- 0	0- 0	0- 0	HOME	1- 0	0- 0	6- 0				
3- 3	0- 0	0- 1	AWAY	0- 1	0- 1	3- 0				
0- 0	0- 0	0- 0	NEUTRAL	0- 0	0- 0	0- 0				

RPI 1-25			RPI 26-50			RPI 51-100			RPI 101+ Team's RPI: 149		
RPI	S	Opponent	Score	RPI	S	Opponent	Score	RPI	S	Opponent	Score
22	N	Texas A&M	52 66	28	A	Texas	37 86	59	A	DePaul	59 97
25	H	Stanford	65 70	50	A	Fresno St.	65 71	76	A	Colorado St.	38 44
								76	H	Colorado St.	67 40
LAST 12 Division I GAMES:											
277	H	Nevada	63 45	246	H	UNLV	63 60	124	A	Boise St.	65 86
76	H	Colorado St.	67 40	344	A	Air Force	70 47	267	H	Utah St.	60 59
267	A	Utah St.	56 51	218	H	San Diego St.	62 53	344	H	Air Force	69 46
344	H	Air Force	69 46	76	A	Colorado St.	38 44				
240	A	San Jose St.	64 62								
209	H	Wyoming	60 54								

Non-Div I Games:

New Mexico

■ Loss, 
 ■ Non-Conf, 
 ■ S Site, 
 ■ Home 
 ■ A Away 
 N Neutral



Average RPI Win:	257	WON-LOST	WINNING	LAST 10	STRENGTH OF	OPP. STRENGTH	TEAM	ADJ.	CONF.	ADJ CONF.
Average RPI Loss:	166	RECORD	PCT. RANK	GAMES	SCHEDULE	OF SCHEDULE	RPI	RPI	RPI	RPI
DIV. I ONLY	14- 7	79	9- 1	277	308	151	151	30	30	
DIV. I NON-CONF.	5- 6	177	1- 0	192	199	205	205	30	30	
TOTALS	RPI 1-25	RPI 26-50	W-L RECORDS	RPI 51-100	RPI 101-150	RPI 150+				
14- 7	0- 0	0- 0	OVERALL	0- 1	3- 3	11- 3				
7- 2	0- 0	0- 0	HOME	0- 0	3- 0	4- 2				
6- 4	0- 0	0- 0	AWAY	0- 0	0- 0	6- 0				
1- 1	0- 0	0- 0	NEUTRAL	0- 1	0- 0	1- 0				
5- 6	0- 0	0- 0	NON-CONFERENCE	0- 1	2- 2	3- 3				
3- 2	0- 0	0- 0	HOME	0- 0	2- 0	1- 2				
1- 3	0- 0	0- 0	AWAY	0- 0	0- 2	1- 1				
1- 1	0- 0	0- 0	NEUTRAL	0- 1	0- 0	1- 0				
9- 1	0- 0	0- 0	CONFERENCE	0- 0	1- 1	8- 0				
4- 0	0- 0	0- 0	HOME	0- 0	1- 0	3- 0				
5- 1	0- 0	0- 0	AWAY	0- 0	0- 1	5- 0				
0- 0	0- 0	0- 0	NEUTRAL	0- 0	0- 0	0- 0				

RPI 1-25			RPI 26-50			RPI 51-100			RPI 101+ Team's RPI: 151		
RPI	S	Opponent	Score	RPI	S	Opponent	Score	RPI	S	Opponent	Score
						52 N Pacific	62 67	124 A	Boise St.	45 70	
								128 A	Bakersfield	78 82	
								128 H	Bakersfield	90 78	
								130 H	Cal Poly	79 65	
								149 H	New Mexico	70 59	
								150 A	Sacramento St.	85 93	
								197 A	Tex.-Pan American	74 71	
								212 N	Fla. Atlantic	57 44	
								213 H	Cal St. Fullerton	51 66	
								231 A	Southern Utah	81 64	
								243 H	Weber St.	97 100	
								249 A	UTEP	73 78	
								265 H	North Dakota St.	79 59	
								296 A	Grand Canyon	74 62	
								319 A	Seattle	76 69	
								319 H	Seattle	76 66	
								328 A	Utah Valley	68 58	
								342 A	UMKC	60 48	
								342 H	UMKC	78 59	
								345 H	Chicago St.	70 53	
LAST 12 Division I GAMES:											
128 A	Bakersfield	78 82	296 A	Grand Canyon	74 62						
319 A	Seattle	76 69	319 H	Seattle	76 66						
342 H	UMKC	78 59	128 H	Bakersfield	90 78						
345 H	Chicago St.	70 53	342 A	UMKC	60 48						
197 A	Tex.-Pan American	74 71	231 A	Southern Utah	81 64						
328 A	Utah Valley	68 58	212 N	Fla. Atlantic	57 44						

Non-Div I Games: Eastern N.M. 79 51 Northern N.M. 81 39

New Mexico St.

Loss, Non-Conf, S Site, H Home A Away N Neutral



Average RPI Win:	267	WON-LOST	WINNING	LAST 10	STRENGTH OF	OPP. STRENGTH	TEAM	ADJ.	CONF.	ADJ CONF.
Average RPI Loss:	216	RECORD	PCT. RANK	GAMES	SCHEDULE	OF SCHEDULE	RPI	RPI	RPI	RPI
DIV. I ONLY	2- 17	341	0- 3	239	336	340	340	28	28	
DIV. I NON-CONF.	1- 6	316	0- 0	112	251	288	288	28	28	
TOTALS	RPI 1-25	RPI 26-50	W-L RECORDS	RPI 51-100	RPI 101-150	RPI 150+				
2- 17	0- 0	0- 1	OVERALL	0- 1	0- 1	2- 14				
2- 5	0- 0	0- 1	HOME	0- 0	0- 0	2- 4				
0- 12	0- 0	0- 0	AWAY	0- 0	0- 0	0- 1				
0- 0	0- 0	0- 0	NEUTRAL	0- 0	0- 0	0- 0				
1- 6	0- 0	0- 1	NON-CONFERENCE	0- 1	0- 1	1- 3				
1- 1	0- 0	0- 1	HOME	0- 0	0- 0	1- 0				
0- 5	0- 0	0- 0	AWAY	0- 1	0- 1	0- 3				
0- 0	0- 0	0- 0	NEUTRAL	0- 0	0- 0	0- 0				
1- 11	0- 0	0- 0	CONFERENCE	0- 0	0- 0	1- 11				
1- 4	0- 0	0- 0	HOME	0- 0	0- 0	1- 4				
0- 7	0- 0	0- 0	AWAY	0- 0	0- 0	0- 7				
0- 0	0- 0	0- 0	NEUTRAL	0- 0	0- 0	0- 0				

RPI S	Opponent	Score	RPI S	Opponent	Score	RPI S	Opponent	Score	RPI S	Opponent	Score	Team's RPI: 340
			32	H Mississippi St.	45 85	58	A Oklahoma St.	33 84	146	A Tulsa	55 78	
									154	A Stephen F. Austin	56 76	
									161	A Alabama	58 87	
									184	H Lamar	54 64	
									192	A Jacksonville St.	51 65	
									225	A Nicholls St.	40 56	
									232	A McNeese St.	58 82	
									232	H McNeese St.	90 86	
									261	A Central Ark.	44 50	
									261	H Central Ark.	46 53	
									270	A A&M-Corpus Christi	52 66	
									270	H A&M-Corpus Christi	46 58	
									285	A Houston Baptist	45 63	
									296	A Grand Canyon	57 59	
									302	H Kent St.	58 55	
									303	H Sam Houston St.	59 75	
									336	A Incarnate Word	59 71	
LAST 12 Division I GAMES:												
			336	A Incarnate Word	59 71	270	H A&M-Corpus Christi	46 58				
			270	A A&M-Corpus Christi	52 66	261	H Central Ark.	46 53				
			261	A Central Ark.	44 50	285	A Houston Baptist	45 63				
			232	H McNeese St.	90 86	154	A Stephen F. Austin	56 76				
			232	A McNeese St.	58 82	303	H Sam Houston St.	59 75				
			225	A Nicholls St.	40 56	184	H Lamar	54 64				

Non-Div I Games: West Ala. 54 66 Crowley's Ridge 87 54

New Orleans

Loss, Non-Conf, S Site, H Home A Away N Neutral



## Niagara

Through Games Of Feb. 15, 2015

Average RPI Win: <b>237</b>	WON-LOST	WINNING	LAST 10	STRENGTH OF	OPP. STRENGTH	TEAM	ADJ.	CONF.	ADJ CONF.
Average RPI Loss: <b>149</b>	RECORD	PCT. RANK	GAMES	SCHEDULE	OF SCHEDULE	RPI	RPI	RPI	RPI
DIV. I ONLY	<b>12- 13</b>	<b>186</b>	<b>5- 5</b>	<b>250</b>	<b>200</b>	<b>216</b>	<b>216</b>	<b>24</b>	<b>24</b>
DIV. I NON-CONF.	<b>4- 5</b>	<b>188</b>	<b>0- 0</b>	<b>212</b>	<b>139</b>	<b>195</b>	<b>195</b>	<b>23</b>	<b>23</b>
TOTALS	RPI 1-25	RPI 26-50	W-L RECORDS	RPI 51-100	RPI 101-150	RPI 150+			
12- 13	0- 0	0- 3	OVERALL	0- 1	2- 3	10- 6			
5- 7	0- 0	0- 1	HOME	0- 0	0- 2	5- 4			
7- 6	0- 0	0- 2	AWAY	0- 1	2- 1	5- 2			
0- 0	0- 0	0- 0	NEUTRAL	0- 0	0- 0	0- 0			
4- 5	0- 0	0- 1	NON-CONFERENCE	0- 1	1- 2	3- 1			
2- 2	0- 0	0- 0	HOME	0- 0	0- 1	2- 1			
2- 3	0- 0	0- 1	AWAY	0- 1	1- 1	1- 0			
0- 0	0- 0	0- 0	NEUTRAL	0- 0	0- 0	0- 0			
8- 8	0- 0	0- 2	CONFERENCE	0- 0	1- 1	7- 5			
3- 5	0- 0	0- 1	HOME	0- 0	0- 1	3- 3			
5- 3	0- 0	0- 1	AWAY	0- 0	1- 0	4- 2			
0- 0	0- 0	0- 0	NEUTRAL	0- 0	0- 0	0- 0			

RPI 1-25				RPI 26-50				RPI 51-100				RPI 101+				Team's RPI: 216	
RPI	S	Opponent	Score	RPI	S	Opponent	Score	RPI	S	Opponent	Score	RPI	S	Opponent	Score		
				30	A	Quinnipiac	66 80	63	A	Youngstown St.	61 83	110	A	Cleveland St.	76 58		
				30	H	Quinnipiac	68 71					120	A	Buffalo	64 73		
				31	A	Pittsburgh	54 70					129	A	Marist	70 65		
												129	H	Marist	66 75		
												140	H	St. Bonaventure	60 72		
												170	A	Fairfield	66 64		
												170	H	Fairfield	66 56		
												171	H	Dartmouth	70 76		
												176	H	Iona	72 83		
												179	A	Siena	64 59		
												179	H	Siena	52 56		
												233	H	Detroit	71 49		
												252	H	Canisius	55 66		
												258	A	Monmouth	59 45		
												274	A	Rider	56 61		
												293	H	Mt. St. Mary's	78 60		
												320	A	Binghamton	63 52		
												321	A	Manhattan	53 46		
												321	H	Manhattan	64 36		
												338	A	Saint Peter's	58 65		
												338	H	Saint Peter's	73 40		
LAST 12 Division I GAMES:																	
				129	A	Marist	70 65					176	H	Iona	72 83		
				179	A	Siena	64 59					252	H	Canisius	55 66		
				170	H	Fairfield	66 56					258	A	Monmouth	59 45		
				129	H	Marist	66 75					274	A	Rider	56 61		
				321	A	Manhattan	53 46					30	H	Quinnipiac	68 71		
				338	A	Saint Peter's	58 65					179	H	Siena	52 56		

Non-Div I Games:

Niagara

■ Loss, 
■ Non-Conf, 
■ S Site, 
■ H Home 
■ A Away 
N Neutral



Average RPI Win:	285	WON-LOST	WINNING	LAST 10	STRENGTH OF	OPP. STRENGTH	TEAM	ADJ.	CONF.	ADJ CONF.
Average RPI Loss:	139	RECORD	PCT. RANK	GAMES	SCHEDULE	OF SCHEDULE	RPI	RPI	RPI	RPI
DIV. I ONLY	12- 10	143	8- 2	314	243	225	225	28	28	
DIV. I NON-CONF.	3- 7	250	0- 0	172	80	233	233	28	28	
TOTALS	RPI 1-25	RPI 26-50	W-L RECORDS	RPI 51-100	RPI 101-150	RPI 150+				
12- 10	0- 0	0- 2	OVERALL	0- 3	0- 1	12- 4				
7- 2	0- 0	0- 0	HOME	0- 1	0- 0	7- 1				
3- 6	0- 0	0- 2	AWAY	0- 1	0- 1	3- 2				
2- 2	0- 0	0- 0	NEUTRAL	0- 1	0- 0	2- 1				
3- 7	0- 0	0- 2	NON-CONFERENCE	0- 3	0- 1	3- 1				
1- 1	0- 0	0- 0	HOME	0- 1	0- 0	1- 0				
0- 4	0- 0	0- 2	AWAY	0- 1	0- 1	0- 0				
2- 2	0- 0	0- 0	NEUTRAL	0- 1	0- 0	2- 1				
9- 3	0- 0	0- 0	CONFERENCE	0- 0	0- 0	9- 3				
6- 1	0- 0	0- 0	HOME	0- 0	0- 0	6- 1				
3- 2	0- 0	0- 0	AWAY	0- 0	0- 0	3- 2				
0- 0	0- 0	0- 0	NEUTRAL	0- 0	0- 0	0- 0				

RPI S	Opponent	Score	RPI S	Opponent	Score	RPI S	Opponent	Score	RPI S	Opponent	Score	Team's RPI: 225
38	A Arkansas	52 63	63	N Youngstown St.	50 51	113	A Louisiana Tech	62 80				
43	A Tulane	44 77	93	H Southern Miss.	57 89	177	N UTSA	57 49				
			100	A Texas Tech	49 76	184	A Lamar	62 67				
						215	A Northwestern St.	71 74				
						232	H McNeese St.	70 59				
						260	A Abilene Christian	63 39				
						261	A Central Ark.	75 72				
						270	H A&M-Corpus Christi	59 75				
						272	N Houston	47 65				
						273	N Norfolk St.	69 64				
						285	H Houston Baptist	70 58				
						303	H Sam Houston St.	67 64				
						306	H Southeastern La.	93 80				
						315	H South Ala.	66 62				
						336	A Incarnate Word	69 58				
						336	H Incarnate Word	67 34				
						340	H New Orleans	56 40				
LAST 12 Division I GAMES:												
306	H Southeastern La.	93 80	215	A Northwestern St.	71 74							
232	H McNeese St.	70 59	270	H A&M-Corpus Christi	59 75							
336	A Incarnate Word	69 58	303	H Sam Houston St.	67 64							
336	H Incarnate Word	67 34	260	A Abilene Christian	63 39							
340	H New Orleans	56 40	285	H Houston Baptist	70 58							
261	A Central Ark.	75 72	184	A Lamar	62 67							

Non-Div I Games: Southern-N.O. 87 84

Nicholls St.

■ Loss, 
 ■ Non-Conf, 
 ■ S Site, 
 ■ Home 
 ■ A Away 
 N Neutral



Average RPI Win:	264	WON-LOST	WINNING	LAST 10	STRENGTH OF	OPP. STRENGTH	TEAM	ADJ.	CONF.	ADJ CONF.
Average RPI Loss:	201	RECORD	PCT. RANK	GAMES	SCHEDULE	OF SCHEDULE	RPI	RPI	RPI	RPI
DIV. I ONLY	9- 14	236	7- 3	295	326	273	273	31	31	
DIV. I NON-CONF.	1- 10	329	0- 1	156	257	302	302	29	29	
TOTALS	RPI 1-25	RPI 26-50	W-L RECORDS	RPI 51-100	RPI 101-150	RPI 150+				
9- 14	0- 0	0- 0	OVERALL	1- 1	0- 2	8- 11				
5- 5	0- 0	0- 0	HOME	1- 0	0- 2	4- 3				
4- 7	0- 0	0- 0	AWAY	0- 1	0- 0	4- 6				
0- 2	0- 0	0- 0	NEUTRAL	0- 0	0- 0	0- 2				
1- 10	0- 0	0- 0	NON-CONFERENCE	0- 1	0- 2	1- 7				
0- 3	0- 0	0- 0	HOME	0- 0	0- 2	0- 1				
1- 5	0- 0	0- 0	AWAY	0- 1	0- 0	1- 4				
0- 2	0- 0	0- 0	NEUTRAL	0- 0	0- 0	0- 2				
8- 4	0- 0	0- 0	CONFERENCE	1- 0	0- 0	7- 4				
5- 2	0- 0	0- 0	HOME	1- 0	0- 0	4- 2				
3- 2	0- 0	0- 0	AWAY	0- 0	0- 0	3- 2				
0- 0	0- 0	0- 0	NEUTRAL	0- 0	0- 0	0- 0				

RPI 1-25				RPI 26-50				RPI 51-100				RPI 101+ Team's RPI: 273			
RPI	S	Opponent	Score	RPI	S	Opponent	Score	RPI	S	Opponent	Score	RPI	S	Opponent	Score
								51	A	East Carolina	36 65	106	H	Hofstra	47 64
								97	H	Hampton	71 66	127	H	Marshall	71 73
												169	A	Savannah St.	54 56
												186	A	Stony Brook	46 52
												188	N	Holy Cross	62 63
												195	A	Radford	65 74
												199	A	Virginia Tech	49 60
												201	A	USC Upstate	58 70
												214	H	N.C. A&T	76 75
												219	H	Morehead St.	66 83
												222	A	Tennessee St.	65 58
												225	N	Nicholls St.	64 69
												257	A	Bethune-Cookman	53 40
												282	A	South Carolina St.	75 79
												289	A	Morgan St.	64 56
												289	H	Morgan St.	68 63
												327	H	UMES	50 60
												331	H	N.C. Central	82 58
												334	A	Florida A&M	68 50
												339	H	Coppin St.	56 58
												343	H	Howard	90 71
LAST 12 Division I GAMES:															
				289	A	Morgan St.	64 56					214	H	N.C. A&T	76 75
				327	H	UMES	50 60					331	H	N.C. Central	82 58
				343	H	Howard	90 71					257	A	Bethune-Cookman	53 40
				97	H	Hampton	71 66					334	A	Florida A&M	68 50
				169	A	Savannah St.	54 56					339	H	Coppin St.	56 58
				282	A	South Carolina St.	75 79					201	A	USC Upstate	58 70

Non-Div I Games:

Norfolk St.

■ Loss, 
 ■ Non-Conf, 
 ■ S Site, 
 ■ H Home 
 ■ A Away 
 N Neutral



## North Carolina

Through Games Of Feb. 15, 2015

Average RPI Win:	114	WON-LOST	WINNING	LAST 10	STRENGTH OF	OPP. STRENGTH	TEAM	ADJ.	CONF.	ADJ CONF.
Average RPI Loss:	16	RECORD	PCT. RANK	GAMES	SCHEDULE	OF SCHEDULE	RPI	RPI	RPI	RPI
DIV. I ONLY	20- 6	33	6- 4	7	15	14	14	2	2	
DIV. I NON-CONF.	13- 1	4	0- 0	22	60	6	6	3	3	
TOTALS	RPI 1-25	RPI 26-50	W-L RECORDS	RPI 51-100	RPI 101-150	RPI 150+				
20- 6	2- 4	1- 2	OVERALL	8- 0	5- 0	4- 0				
10- 3	1- 3	0- 0	HOME	5- 0	3- 0	1- 0				
6- 3	0- 1	1- 2	AWAY	2- 0	1- 0	2- 0				
4- 0	1- 0	0- 0	NEUTRAL	1- 0	1- 0	1- 0				
13- 1	1- 1	1- 0	NON-CONFERENCE	5- 0	4- 0	2- 0				
6- 1	0- 1	0- 0	HOME	3- 0	2- 0	1- 0				
3- 0	0- 0	1- 0	AWAY	1- 0	1- 0	0- 0				
4- 0	1- 0	0- 0	NEUTRAL	1- 0	1- 0	1- 0				
7- 5	1- 3	0- 2	CONFERENCE	3- 0	1- 0	2- 0				
4- 2	1- 2	0- 0	HOME	2- 0	1- 0	0- 0				
3- 3	0- 1	0- 2	AWAY	1- 0	0- 0	2- 0				
0- 0	0- 0	0- 0	NEUTRAL	0- 0	0- 0	0- 0				

RPI	S	Opponent	Score	RPI	S	Opponent	Score	RPI	S	Opponent	Score	RPI	S	Opponent	Score
3	H	Notre Dame	79 89	29	A	Syracuse	56 61	58	H	Oklahoma St.	79 77	102	H	Boston College	72 60
8	A	Louisville	66 75	31	A	Pittsburgh	59 84	74	A	North Carolina St.	67 63	114	H	East Tenn. St.	95 62
10	H	Oregon St.	55 70	35	A	Rutgers	96 93	74	H	North Carolina St.	72 56	122	N	Elon	85 67
12	H	Duke	67 74					77	N	Maine	65 36	139	H	Appalachian St.	84 52
13	H	Florida St.	71 63					82	A	Hawaii	74 65	142	A	Oregon	76 59
25	N	Stanford	70 54					84	H	Albany (NY)	71 56	167	A	Clemson	78 56
								89	H	UCLA	84 68	199	A	Virginia Tech	74 52
								96	H	Georgia Tech	96 81	237	N	Prairie View	81 45
												343	H	Howard	83 49
LAST 12 Division I GAMES:															
8	A	Louisville	66 75	74	A	North Carolina St.	67 63								
13	H	Florida St.	71 63	167	A	Clemson	78 56								
199	A	Virginia Tech	74 52	3	H	Notre Dame	79 89								
29	A	Syracuse	56 61	96	H	Georgia Tech	96 81								
102	H	Boston College	72 60	31	A	Pittsburgh	59 84								
12	H	Duke	67 74	74	H	North Carolina St.	72 56								

Non-Div I Games:

North Carolina

■ Loss, 
 ■ Non-Conf, S Site, 
 ■ Home 
 ■ Away 
 N Neutral



Average RPI Win:	191	WON-LOST	WINNING	LAST 10	STRENGTH OF	OPP. STRENGTH	TEAM	ADJ.	CONF.	ADJ CONF.
Average RPI Loss:	39	RECORD	PCT. RANK	GAMES	SCHEDULE	OF SCHEDULE	RPI	RPI	RPI	RPI
DIV. I ONLY	14- 10	121	5- 5	51	52	74	74	2	2	
DIV. I NON-CONF.	9- 4	84	0- 1	95	167	74	74	3	3	
TOTALS	RPI 1-25	RPI 26-50	W-L RECORDS	RPI 51-100	RPI 101-150	RPI 150+				
14- 10	0- 4	0- 4	OVERALL	3- 1	1- 1	10- 0				
10- 3	0- 1	0- 2	HOME	1- 0	1- 0	8- 0				
3- 6	0- 0	0- 0	AWAY	1- 0	0- 0	2- 0				
1- 1	0- 1	0- 0	NEUTRAL	1- 0	0- 0	0- 0				
9- 4	0- 1	0- 2	NON-CONFERENCE	2- 1	1- 0	6- 0				
7- 1	0- 0	0- 1	HOME	1- 0	1- 0	5- 0				
1- 2	0- 0	0- 1	AWAY	0- 1	0- 0	1- 0				
1- 1	0- 1	0- 0	NEUTRAL	1- 0	0- 0	0- 0				
5- 6	0- 3	0- 2	CONFERENCE	1- 0	0- 1	4- 0				
3- 2	0- 1	0- 1	HOME	0- 0	0- 0	3- 0				
2- 4	0- 2	0- 1	AWAY	1- 0	0- 1	1- 0				
0- 0	0- 0	0- 0	NEUTRAL	0- 0	0- 0	0- 0				

RPI 1-25				RPI 26-50				RPI 51-100 Team's RPI: 74				RPI 101+			
RPI	S	Opponent	Score	RPI	S	Opponent	Score	RPI	S	Opponent	Score	RPI	S	Opponent	Score
8	A	Louisville	58 65	29	A	Syracuse	49 66	83	H	Liberty	67 64	103	A	Virginia	63 71
14	A	North Carolina	56 72	31	H	Pittsburgh	50 60	86	A	Villanova	65 74	122	H	Elon	84 51
14	H	North Carolina	63 67	40	H	Minnesota	55 60	96	A	Georgia Tech	65 64	167	H	Clemson	76 50
17	N	George Washington	66 74	43	A	Tulane	51 60	100	N	Texas Tech	75 42	190	H	High Point	66 62
LAST 12 Division I GAMES:															
96	A	Georgia Tech	65 64	202	A	Wake Forest	78 70	8	A	Louisville	58 65	199	H	Virginia Tech	73 59
202	H	Wake Forest	71 55	31	H	Pittsburgh	50 60	167	H	Clemson	76 50	202	A	Wake Forest	78 70
103	A	Virginia	63 71	29	A	Syracuse	49 66	14	A	North Carolina	56 72	202	H	Wake Forest	71 55
14	H	North Carolina	63 67	43	A	Tulane	51 60	86	A	Villanova	65 74	208	A	Charlotte	70 63
												222	H	Tennessee St.	84 55
												245	H	Davidson	82 66
												293	H	Mt. St. Mary's	85 60
												339	H	Coppin St.	81 61

Non-Div I Games:

North Carolina St.

■ Loss, 
 ■ Non-Conf, 
 ■ S Site, 
 ■ H Home 
 ■ A Away 
 N Neutral



North Dakota

Through Games Of Feb. 15, 2015

Average RPI Win:	228	WON-LOST	WINNING	LAST 10	STRENGTH OF	OPP. STRENGTH	TEAM	ADJ.	CONF.	ADJ CONF.
Average RPI Loss:	159	RECORD	PCT. RANK	GAMES	SCHEDULE	OF SCHEDULE	RPI	RPI	RPI	RPI
DIV. I ONLY	14- 9	106	6- 4	229	238	115	115	21	21	
DIV. I NON-CONF.	6- 4	132	0- 0	239	254	129	129	22	22	
TOTALS	RPI 1-25	RPI 26-50	W-L RECORDS	RPI 51-100	RPI 101-150	RPI 150+				
14- 9	0- 0	0- 1	OVERALL	0- 1	1- 3	13- 4				
7- 1	0- 0	0- 1	HOME	0- 0	1- 0	6- 0				
6- 8	0- 0	0- 0	AWAY	0- 1	0- 3	6- 4				
1- 0	0- 0	0- 0	NEUTRAL	0- 0	0- 0	1- 0				
6- 4	0- 0	0- 1	NON-CONFERENCE	0- 1	0- 1	6- 1				
1- 1	0- 0	0- 1	HOME	0- 0	0- 0	1- 0				
4- 3	0- 0	0- 0	AWAY	0- 1	0- 1	4- 1				
1- 0	0- 0	0- 0	NEUTRAL	0- 0	0- 0	1- 0				
8- 5	0- 0	0- 0	CONFERENCE	0- 0	1- 2	7- 3				
6- 0	0- 0	0- 0	HOME	0- 0	1- 0	5- 0				
2- 5	0- 0	0- 0	AWAY	0- 0	0- 2	2- 3				
0- 0	0- 0	0- 0	NEUTRAL	0- 0	0- 0	0- 0				

RPI 1-25			RPI 26-50			RPI 51-100			RPI 101+			Team's RPI: 115
RPI	S	Opponent	Score	RPI	S	Opponent	Score	RPI	S	Opponent	Score	
				40	H	Minnesota	55 68	80	A	South Dakota	81 86	
								118	A	Montana	51 66	
								118	H	Montana	59 52	
								125	A	Colorado	59 68	
								150	A	Sacramento St.	86 93	
								153	H	Eastern Wash.	96 82	
								167	A	Clemson	67 72	
								183	A	Northern Colo.	68 58	
								204	A	Montana St.	62 80	
								204	H	Montana St.	82 74	
								206	H	Idaho	68 62	
								224	A	Western Ill.	85 77	
								227	A	Towson	54 52	
								231	H	Southern Utah	67 52	
								241	A	Idaho St.	69 75	
								243	A	Weber St.	57 54	
								265	A	North Dakota St.	90 87	
								266	H	Northern Ariz.	78 62	
								278	H	Milwaukee	83 76	
								297	N	St. Francis Brooklyn	70 63	
								301	A	Omaha	72 52	
								308	A	Portland St.	70 73	
LAST 12 Division I GAMES:												
				204	A	Montana St.	62 80	153	H	Eastern Wash.	96 82	
				118	A	Montana	51 66	206	H	Idaho	68 62	
				266	H	Northern Ariz.	78 62	183	A	Northern Colo.	68 58	
				231	H	Southern Utah	67 52	308	A	Portland St.	70 73	
				241	A	Idaho St.	69 75	150	A	Sacramento St.	86 93	
				243	A	Weber St.	57 54	118	H	Montana	59 52	

Non-Div I Games: Dickinson St. 88 40 Mayville St. 98 54

North Dakota

Loss, Non-Conf, S Site, H Home A Away N Neutral



Average RPI Win:	<b>248</b>	WON-LOST	WINNING	LAST 10	STRENGTH OF	OPP. STRENGTH	TEAM	ADJ.	CONF.	ADJ CONF.
Average RPI Loss:	<b>172</b>	RECORD	PCT. RANK	GAMES	SCHEDULE	OF SCHEDULE	RPI	RPI	RPI	RPI
DIV. I ONLY	<b>8- 16</b>	<b>259</b>	<b>2- 8</b>	<b>206</b>	<b>279</b>	<b>265</b>	<b>265</b>	<b>25</b>	<b>25</b>	
DIV. I NON-CONF.	<b>3- 8</b>	<b>263</b>	<b>0- 0</b>	<b>256</b>	<b>291</b>	<b>291</b>	<b>291</b>	<b>25</b>	<b>25</b>	
TOTALS	RPI 1-25	RPI 26-50	W-L RECORDS	RPI 51-100	RPI 101-150	RPI 150+				
8- 16	0- 0	0- 1	OVERALL	1- 4	0- 2	7- 9				
5- 5	0- 0	0- 0	HOME	1- 1	0- 1	4- 3				
1- 11	0- 0	0- 1	AWAY	0- 3	0- 1	1- 6				
2- 0	0- 0	0- 0	NEUTRAL	0- 0	0- 0	2- 0				
3- 8	0- 0	0- 1	NON-CONFERENCE	0- 1	0- 2	3- 4				
1- 2	0- 0	0- 0	HOME	0- 0	0- 1	1- 1				
0- 6	0- 0	0- 1	AWAY	0- 1	0- 1	0- 3				
2- 0	0- 0	0- 0	NEUTRAL	0- 0	0- 0	2- 0				
5- 8	0- 0	0- 0	CONFERENCE	1- 3	0- 0	4- 5				
4- 3	0- 0	0- 0	HOME	1- 1	0- 0	3- 2				
1- 5	0- 0	0- 0	AWAY	0- 2	0- 0	1- 3				
0- 0	0- 0	0- 0	NEUTRAL	0- 0	0- 0	0- 0				

RPI S	Opponent	Score	RPI S	Opponent	Score	RPI S	Opponent	Score	RPI S	Opponent	Score	Team's RPI: 265
			32 A	Mississippi St.	58 109	71 A	South Dakota St.	52 82	111 A	UNI	41 56	
						71 H	South Dakota St.	83 78	115 H	North Dakota	87 90	
						80 A	South Dakota	69 84	151 A	New Mexico St.	59 79	
						80 H	South Dakota	79 83	181 A	Oral Roberts	41 67	
						92 A	Western Mich.	59 74	181 H	Oral Roberts	77 64	
									213 A	Cal St. Fullerton	79 86	
									224 A	Western Ill.	66 88	
									224 H	Western Ill.	60 66	
									239 H	IUPUI	68 63	
									278 H	Milwaukee	73 77	
									290 N	Northeastern	79 72	
									296 A	Grand Canyon	54 69	
									298 H	IPFW	81 60	
									299 N	NJIT	60 48	
									301 A	Omaha	77 60	
									301 H	Omaha	65 73	
									302 H	Kent St.	74 68	
									310 A	Denver	73 75	
LAST 12 Division I GAMES:												
301 H	Omaha	65 73	301 A	Omaha	77 60							
181 A	Oral Roberts	41 67	298 H	IPFW	81 60							
80 H	South Dakota	79 83	80 A	South Dakota	69 84							
224 H	Western Ill.	60 66	310 A	Denver	73 75							
71 A	South Dakota St.	52 82	239 H	IUPUI	68 63							
224 A	Western Ill.	66 88	71 H	South Dakota St.	83 78							

Non-Div I Games: Mayville St. 83 66

North Dakota St.



# North Florida

Through Games Of Feb. 15, 2015

Average RPI Win:	255	WON-LOST	WINNING	LAST 10	STRENGTH OF	OPP. STRENGTH	TEAM	ADJ.	CONF.	ADJ CONF.
Average RPI Loss:	155	RECORD	PCT. RANK	GAMES	SCHEDULE	OF SCHEDULE	RPI	RPI	RPI	RPI
DIV. I ONLY	8- 15	256	1- 9	217	228	263	263	11	11	
DIV. I NON-CONF.	7- 6	154	2- 0	264	276	184	184	12	12	
TOTALS	RPI 1-25	RPI 26-50	W-L RECORDS	RPI 51-100	RPI 101-150	RPI 150+				
8- 15	0- 2	0- 2	OVERALL	0- 0	0- 3	8- 8				
5- 6	0- 0	0- 1	HOME	0- 0	0- 1	5- 4				
2- 9	0- 2	0- 1	AWAY	0- 0	0- 2	2- 4				
1- 0	0- 0	0- 0	NEUTRAL	0- 0	0- 0	1- 0				
7- 6	0- 1	0- 1	NON-CONFERENCE	0- 0	0- 1	7- 3				
4- 1	0- 0	0- 0	HOME	0- 0	0- 0	4- 1				
2- 5	0- 1	0- 1	AWAY	0- 0	0- 1	2- 2				
1- 0	0- 0	0- 0	NEUTRAL	0- 0	0- 0	1- 0				
1- 9	0- 1	0- 1	CONFERENCE	0- 0	0- 2	1- 5				
1- 5	0- 0	0- 1	HOME	0- 0	0- 1	1- 3				
0- 4	0- 1	0- 0	AWAY	0- 0	0- 1	0- 2				
0- 0	0- 0	0- 0	NEUTRAL	0- 0	0- 0	0- 0				

RPI 1-25				RPI 26-50				RPI 51-100				RPI 101+ Team's RPI: 263			
RPI	S	Opponent	Score	RPI	S	Opponent	Score	RPI	S	Opponent	Score	RPI	S	Opponent	Score
13	A	Florida St.	58 79	42	A	Miami (FL)	53 81					134	A	Kennesaw St.	40 46
16	A	FGCU	42 75	46	H	Stetson	38 67					134	H	Kennesaw St.	52 64
												143	A	Florida	51 63
												157	H	Northern Ky.	81 79
												180	H	Mercer	57 55
												182	A	Samford	47 81
												201	A	USC Upstate	49 61
												201	H	USC Upstate	50 59
												222	A	Tennessee St.	54 53
												230	H	Georgia St.	59 72
												234	H	Lipscomb	62 71
												244	A	Jacksonville	52 54
												244	H	Jacksonville	56 68
												253	A	UNCW	55 41
												255	A	UCF	56 60
												269	N	Eastern Ky.	62 45
												307	H	Wofford	68 60
												311	H	Western Caro.	62 45
												342	H	UMKC	63 62
LAST 12 Division I GAMES:															
134	H	Kennesaw St.	52 64	157	H	Northern Ky.	81 79								
201	H	USC Upstate	50 59	46	H	Stetson	38 67								
244	H	Jacksonville	56 68	16	A	FGCU	42 75								
201	A	USC Upstate	49 61	244	A	Jacksonville	52 54								
134	A	Kennesaw St.	40 46	342	H	UMKC	63 62								
234	H	Lipscomb	62 71	180	H	Mercer	57 55								

Non-Div I Games: Thomas (GA) 54 39 Edward Waters 62 57

North Florida

Loss, Non-Conf, S Site, H Home A Away N Neutral



## North Texas

Through Games Of Feb. 15, 2015

Average RPI Win: <b>242</b>	WON-LOST	WINNING	LAST 10	STRENGTH OF	OPP. STRENGTH	TEAM	ADJ.	CONF.	ADJ CONF.
Average RPI Loss: <b>173</b>	RECORD	PCT. RANK	GAMES	SCHEDULE	OF SCHEDULE	RPI	RPI	RPI	RPI
DIV. I ONLY	3- 20	336	2- 8	233	165	323	323	17	17
DIV. I NON-CONF.	1- 10	329	0- 0	327	203	344	344	17	17
TOTALS	RPI 1-25	RPI 26-50	W-L RECORDS	RPI 51-100	RPI 101-150	RPI 150+			
3- 20	0- 2	0- 1	OVERALL	0- 2	1- 1	2- 14			
2- 10	0- 1	0- 1	HOME	0- 0	1- 0	1- 8			
1- 10	0- 1	0- 0	AWAY	0- 2	0- 1	1- 6			
0- 0	0- 0	0- 0	NEUTRAL	0- 0	0- 0	0- 0			
1- 10	0- 2	0- 0	NON-CONFERENCE	0- 0	0- 0	1- 8			
0- 7	0- 1	0- 0	HOME	0- 0	0- 0	0- 6			
1- 3	0- 1	0- 0	AWAY	0- 0	0- 0	1- 2			
0- 0	0- 0	0- 0	NEUTRAL	0- 0	0- 0	0- 0			
2- 10	0- 0	0- 1	CONFERENCE	0- 2	1- 1	1- 6			
2- 3	0- 0	0- 1	HOME	0- 0	1- 0	1- 2			
0- 7	0- 0	0- 0	AWAY	0- 2	0- 1	0- 4			
0- 0	0- 0	0- 0	NEUTRAL	0- 0	0- 0	0- 0			

RPI 1-25				RPI 26-50				RPI 51-100				RPI 101+ Team's RPI: 323			
RPI	S	Opponent	Score	RPI	S	Opponent	Score	RPI	S	Opponent	Score	RPI	S	Opponent	Score
19	H	Oklahoma	39 <b>68</b>	34	H	Western Ky.	49 <b>77</b>	55	A	Middle Tenn.	59 <b>85</b>	113	A	Louisiana Tech	57 <b>92</b>
22	A	Texas A&M	38 <b>75</b>					93	A	Southern Miss.	55 <b>67</b>	127	H	Marshall	45 <b>42</b>
												155	H	Old Dominion	44 <b>54</b>
												174	A	San Francisco	42 <b>60</b>
												177	A	UTSA	45 <b>53</b>
												183	H	Northern Colo.	48 <b>53</b>
												189	H	Massachusetts	46 <b>56</b>
												191	H	Texas-Arlington	38 <b>46</b>
												207	A	UAB	40 <b>74</b>
												208	H	Charlotte	58 <b>67</b>
												248	A	SMU	55 <b>62</b>
												249	A	UTEP	58 <b>60</b>
												256	A	Rice	55 <b>58</b>
												256	H	Rice	53 <b>48</b>
												272	H	Houston	42 <b>46</b>
												310	H	Denver	55 <b>63</b>
												312	H	Eastern Ill.	57 <b>59</b>
												342	A	UMKC	65 <b>47</b>
LAST 12 Division I GAMES:															
55	A	Middle Tenn.	59 <b>85</b>	113	A	Louisiana Tech	57 <b>92</b>								
207	A	UAB	40 <b>74</b>	155	H	Old Dominion	44 <b>54</b>								
127	H	Marshall	45 <b>42</b>	208	H	Charlotte	58 <b>67</b>								
34	H	Western Ky.	49 <b>77</b>	256	H	Rice	53 <b>48</b>								
256	A	Rice	55 <b>58</b>	177	A	UTSA	45 <b>53</b>								
93	A	Southern Miss.	55 <b>67</b>	249	A	UTEP	58 <b>60</b>								

Non-Div I Games:

North Texas

■ Loss, 
■ Non-Conf, S Site, 
■ Home 
■ Away 
N Neutral



## Northeastern

Through Games Of Feb. 15, 2015

Average RPI Win:	196	WON-LOST	WINNING	LAST 10	STRENGTH OF	OPP. STRENGTH	TEAM	ADJ.	CONF.	ADJ CONF.
Average RPI Loss:	157	RECORD	PCT. RANK	GAMES	SCHEDULE	OF SCHEDULE	RPI	RPI	RPI	RPI
DIV. I ONLY	4- 19	317	0- 5	165	143	290	290	13	13	
DIV. I NON-CONF.	3- 7	250	0- 1	128	187	216	216	11	11	
TOTALS	RPI 1-25	RPI 26-50	W-L RECORDS	RPI 51-100	RPI 101-150	RPI 150+				
4- 19	0- 1	0- 1	OVERALL	1- 2	1- 4	2- 11				
3- 6	0- 1	0- 0	HOME	0- 0	1- 1	2- 4				
1- 12	0- 0	0- 1	AWAY	1- 2	0- 3	0- 6				
0- 1	0- 0	0- 0	NEUTRAL	0- 0	0- 0	0- 1				
3- 7	0- 0	0- 1	NON-CONFERENCE	1- 1	1- 1	1- 4				
2- 1	0- 0	0- 0	HOME	0- 0	1- 0	1- 1				
1- 5	0- 0	0- 1	AWAY	1- 1	0- 1	0- 2				
0- 1	0- 0	0- 0	NEUTRAL	0- 0	0- 0	0- 1				
1- 12	0- 1	0- 0	CONFERENCE	0- 1	0- 3	1- 7				
1- 5	0- 1	0- 0	HOME	0- 0	0- 1	1- 3				
0- 7	0- 0	0- 0	AWAY	0- 1	0- 2	0- 4				
0- 0	0- 0	0- 0	NEUTRAL	0- 0	0- 0	0- 0				

RPI 1-25				RPI 26-50				RPI 51-100				RPI 101+ Team's RPI: 290			
RPI	S	Opponent	Score	RPI	S	Opponent	Score	RPI	S	Opponent	Score	RPI	S	Opponent	Score
20	H	James Madison	55 77	35	A	Rutgers	60 74	77	A	Maine	51 60	102	A	Boston College	56 66
								78	A	Drexel	35 58	106	A	Hofstra	83 85
								84	A	Albany (NY)	70 67	106	H	Hofstra	45 66
												122	A	Elon	77 80
												129	H	Marist	58 51
												159	A	Harvard	65 67
												166	H	William & Mary	66 72
												172	A	Delaware	61 70
												172	H	Delaware	48 54
												212	A	Fla. Atlantic	74 81
												217	H	New Hampshire	62 63
												227	A	Towson	61 65
												227	H	Towson	64 72
												253	A	UNCW	78 84
												253	H	UNCW	73 64
												265	N	North Dakota St.	72 79
												275	A	Col. of Charleston	38 59
												316	H	Boston U.	75 74
LAST 12 Division I GAMES:															
212	A	Fla. Atlantic	74 81	122	A	Elon	77 80								
253	A	UNCW	78 84	227	A	Towson	61 65								
227	H	Towson	64 72	275	A	Col. of Charleston	38 59								
172	A	Delaware	61 70	253	H	UNCW	73 64								
166	H	William & Mary	66 72	172	H	Delaware	48 54								
106	H	Hofstra	45 66	20	H	James Madison	55 77								

Non-Div I Games:

Northeastern

■ Loss, 
 ■ Non-Conf, 
 ■ S Site, 
 ■ H Home 
 ■ A Away 
 N Neutral



Non-Conference RPI				Through Games of Feb. 15, 2015						
Average RPI Win:	244	WON-LOST	WINNING	LAST 10	STRENGTH OF	OPP. STRENGTH	TEAM	ADJ.	CONF.	ADJ CONF.
Average RPI Loss:	180	RECORD	PCT. RANK	GAMES	SCHEDULE	OF SCHEDULE	RPI	RPI	RPI	RPI
DIV. I ONLY	10- 11	199	5- 5	326	186	266	266	21	21	
DIV. I NON-CONF.	3- 6	233	0- 0	345	126	340	340	22	22	
-----										
TOTALS	RPI 1-25	RPI 26-50		W-L RECORDS		RPI 51-100	RPI 101-150	RPI 150+		
10- 11	0- 0	0- 0		OVERALL		0- 0	1- 5	9- 6		
9- 3	0- 0	0- 0		HOME		0- 0	1- 2	8- 1		
1- 8	0- 0	0- 0		AWAY		0- 0	0- 3	1- 5		
0- 0	0- 0	0- 0		NEUTRAL		0- 0	0- 0	0- 0		
3- 6	0- 0	0- 0		NON-CONFERENCE		0- 0	0- 3	3- 3		
3- 2	0- 0	0- 0		HOME		0- 0	0- 1	3- 1		
0- 4	0- 0	0- 0		AWAY		0- 0	0- 2	0- 2		
0- 0	0- 0	0- 0		NEUTRAL		0- 0	0- 0	0- 0		
7- 5	0- 0	0- 0		CONFERENCE		0- 0	1- 2	6- 3		
6- 1	0- 0	0- 0		HOME		0- 0	1- 1	5- 0		
1- 4	0- 0	0- 0		AWAY		0- 0	0- 1	1- 3		
0- 0	0- 0	0- 0		NEUTRAL		0- 0	0- 0	0- 0		

RPI 1-25				RPI 26-50				RPI 51-100				RPI 101+ Team's RPI: 266			
RPI	S	Opponent	Score	RPI	S	Opponent	Score	RPI	S	Opponent	Score	RPI	S	Opponent	Score
												108	H	CSUN	71 77
												115	A	North Dakota	62 78
												118	H	Montana	42 69
												142	A	Oregon	47 59
												149	A	New Mexico	37 56
												150	H	Sacramento St.	64 60
												183	A	Northern Colo.	51 49
												191	A	Texas-Arlington	62 80
												198	H	Pepperdine	63 66
												204	H	Montana St.	79 64
												231	A	Southern Utah	53 63
												231	H	Southern Utah	73 64
												241	A	Idaho St.	68 69
												241	H	Idaho St.	64 47
												243	A	Weber St.	53 66
												243	H	Weber St.	56 52
												249	A	UTEP	58 82
												271	H	UC Irvine	66 35
												276	H	Loyola Marymount	82 64
												308	H	Portland St.	94 46
												335	H	UC Santa Barbara	67 49
LAST 12 Division I GAMES:															
				243	H	Weber St.	56 52	118	H	Montana	42 69				
				241	H	Idaho St.	64 47	241	A	Idaho St.	68 69				
				115	A	North Dakota	62 78	243	A	Weber St.	53 66				
				183	A	Northern Colo.	51 49	231	A	Southern Utah	53 63				
				231	H	Southern Utah	73 64	308	H	Portland St.	94 46				
				204	H	Montana St.	79 64	150	H	Sacramento St.	64 60				

Non-Div I Games:	Western N.M.	54	58	Fort Lewis	61	43
------------------	--------------	----	----	------------	----	----

Northern Ariz.

Loss, Non-Conf, S Site, H Home A Away N Neutral



Average RPI Win:	245	WON-LOST	WINNING	LAST 10	STRENGTH OF	OPP. STRENGTH	TEAM	ADJ.	CONF.	ADJ CONF.
Average RPI Loss:	141	RECORD	PCT. RANK	GAMES	SCHEDULE	OF SCHEDULE	RPI	RPI	RPI	RPI
DIV. I ONLY	12- 11	164	5- 5	241	201	183	183	21	21	
DIV. I NON-CONF.	5- 5	158	0- 0	291	142	181	181	22	22	
TOTALS	RPI 1-25	RPI 26-50	W-L RECORDS	RPI 51-100	RPI 101-150	RPI 150+				
12- 11	0- 1	0- 2	OVERALL	0- 1	1- 3	11- 4				
6- 4	0- 0	0- 0	HOME	0- 1	0- 2	6- 1				
6- 7	0- 1	0- 2	AWAY	0- 0	1- 1	5- 3				
0- 0	0- 0	0- 0	NEUTRAL	0- 0	0- 0	0- 0				
5- 5	0- 1	0- 2	NON-CONFERENCE	0- 1	0- 0	5- 1				
2- 1	0- 0	0- 0	HOME	0- 1	0- 0	2- 0				
3- 4	0- 1	0- 2	AWAY	0- 0	0- 0	3- 1				
0- 0	0- 0	0- 0	NEUTRAL	0- 0	0- 0	0- 0				
7- 6	0- 0	0- 0	CONFERENCE	0- 0	1- 3	6- 3				
4- 3	0- 0	0- 0	HOME	0- 0	0- 2	4- 1				
3- 3	0- 0	0- 0	AWAY	0- 0	1- 1	2- 2				
0- 0	0- 0	0- 0	NEUTRAL	0- 0	0- 0	0- 0				

RPI 1-25				RPI 26-50				RPI 51-100				RPI 101+ Team's RPI: 183			
RPI	S	Opponent	Score	RPI	S	Opponent	Score	RPI	S	Opponent	Score	RPI	S	Opponent	Score
16	A	FGCU	56 69	27	A	South Fla.	43 84	71	H	South Dakota St.	48 71	115	H	North Dakota	58 68
				33	A	Nebraska	56 63					118	A	Montana	52 51
												118	H	Montana	58 64
												150	A	Sacramento St.	71 76
												153	H	Eastern Wash.	64 56
												204	A	Montana St.	84 63
												204	H	Montana St.	80 61
												206	H	Idaho	70 52
												231	H	Southern Utah	87 58
												241	A	Idaho St.	61 70
												243	A	Weber St.	52 59
												248	A	SMU	57 44
												266	H	Northern Ariz.	49 51
												267	A	Utah St.	61 65
												296	H	Grand Canyon	66 47
												301	A	Omaha	67 58
												308	A	Portland St.	68 54
												323	A	North Texas	53 48
												344	H	Air Force	76 35
LAST 12 Division I GAMES:															
118	A	Montana	52 51	206	H	Idaho	70 52								
204	A	Montana St.	84 63	153	H	Eastern Wash.	64 56								
231	H	Southern Utah	87 58	115	H	North Dakota	58 68								
266	H	Northern Ariz.	49 51	150	A	Sacramento St.	71 76								
243	A	Weber St.	52 59	308	A	Portland St.	68 54								
241	A	Idaho St.	61 70	204	H	Montana St.	80 61								

Non-Div I Games: Western St. 85 37

Northern Colo.

■ Loss, 
 ■ Non-Conf, S Site, 
 ■ Home 
 ■ Away 
 N Neutral



Average RPI Win:	<b>242</b>	WON-LOST	WINNING	LAST 10	STRENGTH OF	OPP. STRENGTH	TEAM	ADJ.	CONF.	ADJ CONF.
Average RPI Loss:	<b>173</b>	RECORD	PCT. RANK	GAMES	SCHEDULE	OF SCHEDULE	RPI	RPI	RPI	RPI
DIV. I ONLY	<b>10- 12</b>	<b>209</b>	<b>5- 5</b>	<b>310</b>	<b>229</b>	<b>251</b>	<b>251</b>	<b>16</b>	<b>16</b>	
DIV. I NON-CONF.	<b>4- 6</b>	<b>207</b>	<b>0- 0</b>	<b>338</b>	<b>246</b>	<b>296</b>	<b>296</b>	<b>18</b>	<b>18</b>	
TOTALS	RPI 1-25	RPI 26-50	W-L RECORDS	RPI 51-100	RPI 101-150	RPI 150+				
10- 12	0- 0	0- 0	OVERALL	1- 3	1- 4	8- 5				
7- 2	0- 0	0- 0	HOME	1- 1	0- 0	6- 1				
2- 9	0- 0	0- 0	AWAY	0- 1	1- 4	1- 4				
1- 1	0- 0	0- 0	NEUTRAL	0- 1	0- 0	1- 0				
4- 6	0- 0	0- 0	NON-CONFERENCE	0- 1	0- 2	4- 3				
2- 1	0- 0	0- 0	HOME	0- 0	0- 0	2- 1				
1- 4	0- 0	0- 0	AWAY	0- 0	0- 2	1- 2				
1- 1	0- 0	0- 0	NEUTRAL	0- 1	0- 0	1- 0				
6- 6	0- 0	0- 0	CONFERENCE	1- 2	1- 2	4- 2				
5- 1	0- 0	0- 0	HOME	1- 1	0- 0	4- 0				
1- 5	0- 0	0- 0	AWAY	0- 1	1- 2	0- 2				
0- 0	0- 0	0- 0	NEUTRAL	0- 0	0- 0	0- 0				

RPI S	Opponent	Score	RPI S	Opponent	Score	RPI S	Opponent	Score	RPI S	Opponent	Score	Team's RPI: 251
						60	A Ohio	40 67	111	A UNI	42 51	
						67	H Akron	62 56	116	A Missouri	44 47	
						71	N South Dakota St.	42 55	120	A Buffalo	43 47	
						92	H Western Mich.	51 60	136	A Ball St.	65 62	
									137	A Central Mich.	43 56	
									173	H SIUE	69 47	
									185	H Eastern Mich.	54 48	
									211	A Ill.-Chicago	47 61	
									259	H Valparaiso	50 65	
									280	A Bowling Green	59 65	
									280	H Bowling Green	67 50	
									300	H Miami (OH)	60 49	
									302	A Kent St.	52 54	
									302	H Kent St.	66 49	
									312	A Eastern Ill.	46 55	
									314	A Bradley	67 54	
									318	H Illinois St.	55 51	
									346	N Delaware St.	79 59	
LAST 12 Division I GAMES:												
302	A Kent St.	52 54	120	A Buffalo	43 47							
92	H Western Mich.	51 60	60	A Ohio	40 67							
67	H Akron	62 56	302	H Kent St.	66 49							
300	H Miami (OH)	60 49	280	A Bowling Green	59 65							
136	A Ball St.	65 62	137	A Central Mich.	43 56							
280	H Bowling Green	67 50	185	H Eastern Mich.	54 48							

Non-Div I Games:

Northern Ill.

■ Loss, 
 ■ Non-Conf, 
 ■ S Site, 
 ■ H Home 
 ■ A Away 
 N Neutral



Average RPI Win:	243	WON-LOST	WINNING	LAST 10	STRENGTH OF	OPP. STRENGTH	TEAM	ADJ.	CONF.	ADJ CONF.
Average RPI Loss:	118	RECORD	PCT. RANK	GAMES	SCHEDULE	OF SCHEDULE	RPI	RPI	RPI	RPI
DIV. I ONLY	13- 11	148	5- 5	196	166	157	157	11	11	
DIV. I NON-CONF.	8- 6	136	0- 1	311	238	213	213	12	12	
TOTALS	RPI 1-25	RPI 26-50	W-L RECORDS	RPI 51-100	RPI 101-150	RPI 150+				
13- 11	0- 3	1- 1	OVERALL	0- 3	0- 1	12- 3				
5- 4	0- 1	1- 0	HOME	0- 2	0- 0	4- 1				
4- 7	0- 2	0- 1	AWAY	0- 1	0- 1	4- 2				
4- 0	0- 0	0- 0	NEUTRAL	0- 0	0- 0	4- 0				
8- 6	0- 1	0- 0	NON-CONFERENCE	0- 3	0- 0	8- 2				
2- 3	0- 0	0- 0	HOME	0- 2	0- 0	2- 1				
2- 3	0- 1	0- 0	AWAY	0- 1	0- 0	2- 1				
4- 0	0- 0	0- 0	NEUTRAL	0- 0	0- 0	4- 0				
5- 5	0- 2	1- 1	CONFERENCE	0- 0	0- 1	4- 1				
3- 1	0- 1	1- 0	HOME	0- 0	0- 0	2- 0				
2- 4	0- 1	0- 1	AWAY	0- 0	0- 1	2- 1				
0- 0	0- 0	0- 0	NEUTRAL	0- 0	0- 0	2- 0				

RPI 1-25				RPI 26-50				RPI 51-100				RPI 101+ Team's RPI: 157			
RPI	S	Opponent	Score	RPI	S	Opponent	Score	RPI	S	Opponent	Score	RPI	S	Opponent	Score
9	A	Kentucky	64 82	46	A	Stetson	56 73	60	H	Ohio	38 77	134	A	Kennesaw St.	58 66
16	A	FGCU	47 75	46	H	Stetson	68 62	67	A	Akron	49 82	172	N	Delaware	63 58
16	H	FGCU	46 67					91	H	Wright St.	60 72	201	H	USC Upstate	77 74
												234	A	Lipscomb	81 70
												234	H	Lipscomb	64 57
												239	H	IUPUI	57 43
												244	A	Jacksonville	70 59
												262	A	Marquette	77 68
												263	A	North Florida	79 81
												268	H	Cincinnati	66 52
												295	H	Loyola Chicago	38 45
												296	N	Grand Canyon	52 45
												298	A	IPFW	59 65
												304	N	UNC Greensboro	66 58
												318	A	Illinois St.	59 48
												346	N	Delaware St.	76 55
LAST 12 Division I GAMES:															
46	A	Stetson	56 73	263	A	North Florida	79 81								
16	A	FGCU	47 75	201	H	USC Upstate	77 74								
234	H	Lipscomb	64 57	134	A	Kennesaw St.	58 66								
16	H	FGCU	46 67	234	A	Lipscomb	81 70								
46	H	Stetson	68 62	91	H	Wright St.	60 72								
244	A	Jacksonville	70 59	239	H	IUPUI	57 43								

Non-Div I Games: Georgetown (KY) 78 57

Northern Ky.

■ Loss, 
 ■ Non-Conf, S Site, 
 ■ Home 
 ■ Away 
 N Neutral



## Northwestern

Through Games Of Feb. 15, 2015

Average RPI Win:	156	WON-LOST	WINNING	LAST 10	STRENGTH OF	OPP. STRENGTH	TEAM	ADJ.	CONF.	ADJ CONF.
Average RPI Loss:	51	RECORD	PCT. RANK	GAMES	SCHEDULE	OF SCHEDULE	RPI	RPI	RPI	RPI
DIV. I ONLY	19- 6	35	6- 4	106	26	37	37	4	4	
DIV. I NON-CONF.	10- 1	17	0- 0	214	153	39	39	2	2	
TOTALS	RPI 1-25	RPI 26-50	W-L RECORDS	RPI 51-100	RPI 101-150	RPI 150+				
19- 6	0- 3	2- 1	OVERALL	6- 1	4- 0	7- 1				
9- 2	0- 1	2- 0	HOME	2- 1	2- 0	3- 0				
9- 4	0- 2	0- 1	AWAY	4- 0	2- 0	3- 1				
1- 0	0- 0	0- 0	NEUTRAL	0- 0	0- 0	1- 0				
10- 1	0- 1	1- 0	NON-CONFERENCE	2- 0	0- 0	7- 0				
5- 0	0- 0	1- 0	HOME	1- 0	0- 0	3- 0				
4- 1	0- 1	0- 0	AWAY	1- 0	0- 0	3- 0				
1- 0	0- 0	0- 0	NEUTRAL	0- 0	0- 0	1- 0				
9- 5	0- 2	1- 1	CONFERENCE	4- 1	4- 0	0- 1				
4- 2	0- 1	1- 0	HOME	1- 1	2- 0	0- 0				
5- 3	0- 1	0- 1	AWAY	3- 0	2- 0	0- 1				
0- 0	0- 0	0- 0	NEUTRAL	0- 0	0- 0	0- 0				

RPI 1-25				RPI 26-50				Team's RPI: 37	RPI 51-100				RPI 101+			
RPI	S	Opponent	Score	RPI	S	Opponent	Score		RPI	S	Opponent	Score	RPI	S	Opponent	Score
7	A	Iowa	70 83	36	A	Ohio St.	64 73		54	A	Michigan	63 62	105	A	Michigan St.	61 57
7	H	Iowa	99 102	40	H	Minnesota	70 49		54	H	Michigan	66 73	105	H	Michigan St.	77 70
11	A	Arizona St.	75 88	41	H	Gonzaga	62 43		59	A	DePaul	97 91	135	H	Wisconsin	68 46
									88	A	Illinois	68 67	145	A	Indiana	75 69
									88	H	Illinois	64 58	193	A	Penn St.	75 76
									94	A	Purdue	73 65	199	A	Virginia Tech	70 45
									97	H	Hampton	62 36	211	H	Ill.-Chicago	61 40
													246	A	UNLV	88 84
													295	H	Loyola Chicago	70 33
													302	H	Kent St.	72 54
													312	N	Eastern Ill.	92 44
													345	A	Chicago St.	102 48
LAST 12 Division I GAMES:																
54	A	Michigan	63 62	193	A	Penn St.	75 76									
94	A	Purdue	73 65	88	A	Illinois	68 67									
88	H	Illinois	64 58	54	H	Michigan	66 73									
145	A	Indiana	75 69	7	A	Iowa	70 83									
40	H	Minnesota	70 49	105	H	Michigan St.	77 70									
7	H	Iowa	99 102	36	A	Ohio St.	64 73									

Non-Div I Games:

Northwestern

■ Loss, 
 ■ Non-Conf, S Site, 
 ■ Home 
 ■ Away 
 N Neutral



Average RPI Win:	254	WON-LOST	WINNING	LAST 10	STRENGTH OF	OPP. STRENGTH	TEAM	ADJ.	CONF.	ADJ CONF.
Average RPI Loss:	169	RECORD	PCT. RANK	GAMES	SCHEDULE	OF SCHEDULE	RPI	RPI	RPI	RPI
DIV. I ONLY	9- 11	214	5- 5	219	283	215	215	28	28	
DIV. I NON-CONF.	1- 6	316	0- 0	110	31	262	262	28	28	
TOTALS	RPI 1-25	RPI 26-50	W-L RECORDS	RPI 51-100	RPI 101-150	RPI 150+				
9- 11	0- 1	0- 2	OVERALL	0- 1	1- 0	8- 7				
6- 2	0- 0	0- 0	HOME	0- 0	1- 0	5- 2				
3- 9	0- 1	0- 2	AWAY	0- 1	0- 0	3- 5				
0- 0	0- 0	0- 0	NEUTRAL	0- 0	0- 0	0- 0				
1- 6	0- 1	0- 2	NON-CONFERENCE	0- 1	1- 0	0- 2				
1- 0	0- 0	0- 0	HOME	0- 0	1- 0	0- 0				
0- 6	0- 1	0- 2	AWAY	0- 1	0- 0	0- 2				
0- 0	0- 0	0- 0	NEUTRAL	0- 0	0- 0	0- 0				
8- 5	0- 0	0- 0	CONFERENCE	0- 0	0- 0	8- 5				
5- 2	0- 0	0- 0	HOME	0- 0	0- 0	5- 2				
3- 3	0- 0	0- 0	AWAY	0- 0	0- 0	3- 3				
0- 0	0- 0	0- 0	NEUTRAL	0- 0	0- 0	0- 0				

RPI 1-25				RPI 26-50				RPI 51-100				RPI 101+ Team's RPI: 215			
RPI	S	Opponent	Score	RPI	S	Opponent	Score	RPI	S	Opponent	Score	RPI	S	Opponent	Score
22	A	Texas A&M	42 75	28	A	Texas	34 74	58	A	Oklahoma St.	44 89	113	H	Louisiana Tech	69 57
				38	A	Arkansas	30 78					154	H	Stephen F. Austin	61 69
												184	H	Lamar	72 82
												225	H	Nicholls St.	74 71
												232	A	McNeese St.	57 68
												232	H	McNeese St.	75 54
												260	H	Abilene Christian	61 56
												261	A	Central Ark.	46 63
												261	H	Central Ark.	54 52
												270	A	A&M-Corpus Christi	66 59
												284	A	Jackson St.	61 62
												285	A	Houston Baptist	78 68
												294	A	Grambling	41 44
												303	A	Sam Houston St.	66 57
												306	A	Southeastern La.	52 58
												336	H	Incarinate Word	73 51
LAST 12 Division I GAMES:															
232	A	McNeese St.	57 68	225	H	Nicholls St.	74 71								
261	H	Central Ark.	54 52	184	H	Lamar	72 82								
154	H	Stephen F. Austin	61 69	270	A	A&M-Corpus Christi	66 59								
306	A	Southeastern La.	52 58	336	H	Incarinate Word	73 51								
261	A	Central Ark.	46 63	260	H	Abilene Christian	61 56								
232	H	McNeese St.	75 54	303	A	Sam Houston St.	66 57								

Non-Div I Games: Central Baptist 71 43 LSU-Alexandria 86 58 LeTourneau 78 35 Ark.-Monticello 61 56  
Northwestern St.



Average RPI Win:	94	WON-LOST	WINNING	LAST 10	STRENGTH OF	OPP. STRENGTH	TEAM	ADJ.	CONF.	ADJ CONF.
Average RPI Loss:	23	RECORD	PCT. RANK	GAMES	SCHEDULE	OF SCHEDULE	RPI	RPI	RPI	RPI
DIV. I ONLY	23- 2	5	9- 1	12	2	3	3	2	2	
DIV. I NON-CONF.	13- 1	4	1- 0	7	2	2	2	3	3	
TOTALS	RPI 1-25	RPI 26-50	W-L RECORDS	RPI 51-100	RPI 101-150	RPI 150+				
23- 2	5- 1	2- 1	OVERALL	5- 0	5- 0	6- 0				
14- 1	4- 1	1- 0	HOME	2- 0	3- 0	4- 0				
8- 1	1- 0	1- 1	AWAY	2- 0	2- 0	2- 0				
1- 0	0- 0	0- 0	NEUTRAL	1- 0	0- 0	0- 0				
13- 1	3- 1	1- 0	NON-CONFERENCE	4- 0	2- 0	3- 0				
9- 1	3- 1	1- 0	HOME	1- 0	1- 0	3- 0				
3- 0	0- 0	0- 0	AWAY	2- 0	1- 0	0- 0				
1- 0	0- 0	0- 0	NEUTRAL	1- 0	0- 0	0- 0				
10- 1	2- 0	1- 1	CONFERENCE	1- 0	3- 0	3- 0				
5- 0	1- 0	0- 0	HOME	1- 0	2- 0	1- 0				
5- 1	1- 0	1- 1	AWAY	0- 0	1- 0	2- 0				
0- 0	0- 0	0- 0	NEUTRAL	0- 0	0- 0	0- 0				

RPI S	Opponent	Score	RPI S	Opponent	Score	RPI S	Opponent	Score	RPI S	Opponent	Score
1	H Tennessee	88 77	29	A Syracuse	85 74	54	H Michigan	70 50	102	A Boston College	89 56
4	H UConn	58 76	30	H Quinnipiac	112 52	59	A DePaul	94 93	102	H Boston College	104 58
5	H Maryland	92 72	42	A Miami (FL)	63 78	85	N Kansas	89 47	103	H Virginia	75 54
13	H Florida St.	74 68				89	A UCLA	82 67	105	A Michigan St.	71 63
14	A North Carolina	89 79				96	H Georgia Tech	89 76	119	H Saint Joseph's	64 50
24	H Chattanooga	88 53							159	H Harvard	97 43
									167	A Clemson	74 36
									188	H Holy Cross	104 29
									199	A Virginia Tech	74 50
									202	H Wake Forest	92 63
									228	H UMass Lowell	105 51
LAST 12 Division I GAMES:											
102	A Boston College	89 56	1	H Tennessee	88 77						
103	H Virginia	75 54	14	A North Carolina	89 79						
202	H Wake Forest	92 63	102	H Boston College	104 58						
199	A Virginia Tech	74 50	42	A Miami (FL)	63 78						
167	A Clemson	74 36	29	A Syracuse	85 74						
96	H Georgia Tech	89 76	13	H Florida St.	74 68						

Non-Div I Games:

Notre Dame



Average RPI Win: <b>230</b>	WON-LOST	WINNING	LAST 10	STRENGTH OF	OPP. STRENGTH	TEAM	ADJ.	CONF.	ADJ CONF.
Average RPI Loss: <b>149</b>	RECORD	PCT. RANK	GAMES	SCHEDULE	OF SCHEDULE	RPI	RPI	RPI	RPI
DIV. I ONLY	8- 14	250	3- 7	231	163	235	235	12	12
DIV. I NON-CONF.	4- 7	220	0- 1	316	198	260	260	13	13
TOTALS	RPI 1-25	RPI 26-50	W-L RECORDS	RPI 51-100	RPI 101-150	RPI 150+			
8- 14	1- 0	0- 1	OVERALL	1- 2	0- 6	6- 5			
4- 4	0- 0	0- 0	HOME	1- 1	0- 2	3- 1			
4- 10	1- 0	0- 1	AWAY	0- 1	0- 4	3- 4			
0- 0	0- 0	0- 0	NEUTRAL	0- 0	0- 0	0- 0			
4- 7	0- 0	0- 1	NON-CONFERENCE	0- 0	0- 4	4- 2			
2- 1	0- 0	0- 0	HOME	0- 0	0- 1	2- 0			
2- 6	0- 0	0- 1	AWAY	0- 0	0- 3	2- 2			
0- 0	0- 0	0- 0	NEUTRAL	0- 0	0- 0	0- 0			
4- 7	1- 0	0- 0	CONFERENCE	1- 2	0- 2	2- 3			
2- 3	0- 0	0- 0	HOME	1- 1	0- 1	1- 1			
2- 4	1- 0	0- 0	AWAY	0- 1	0- 1	1- 2			
0- 0	0- 0	0- 0	NEUTRAL	0- 0	0- 0	0- 0			

RPI	S	Opponent	Score	RPI	S	Opponent	Score	RPI	S	Opponent	Score	RPI	S	Opponent	Score	Team's RPI: 235
23	A	Green Bay	70 67	42	A	Miami (FL)	53 66	63	A	Youngstown St.	54 76	105	A	Michigan St.	64 79	
								63	H	Youngstown St.	85 82	110	A	Cleveland St.	74 80	
								91	H	Wright St.	89 108	110	H	Cleveland St.	64 72	
												136	A	Ball St.	50 75	
												137	A	Central Mich.	69 74	
												145	H	Indiana	61 88	
												171	A	Dartmouth	54 59	
												211	H	Ill.-Chicago	60 75	
												233	A	Detroit	62 73	
												255	A	UCF	65 98	
												259	A	Valparaiso	71 54	
												270	A	A&M-Corpus Christi	61 54	
												278	A	Milwaukee	60 66	
												278	H	Milwaukee	89 56	
												298	A	IPFW	92 84	
												300	H	Miami (OH)	65 51	
												345	H	Chicago St.	66 40	
LAST 12 Division I GAMES:																
110	A	Cleveland St.	74 80	63	H	Youngstown St.	85 82									
63	A	Youngstown St.	54 76	233	A	Detroit	62 73									
278	A	Milwaukee	60 66	211	H	Ill.-Chicago	60 75									
23	A	Green Bay	70 67	259	A	Valparaiso	71 54									
110	H	Cleveland St.	64 72	278	H	Milwaukee	89 56									
91	H	Wright St.	89 108	171	A	Dartmouth	54 59									

Non-Div I Games: Concordia (MI) 109 62 Rochester College 96 38

Oakland



Average RPI Win:	204	WON-LOST	WINNING	LAST 10	STRENGTH OF	OPP. STRENGTH	TEAM	ADJ.	CONF.	ADJ CONF.
Average RPI Loss:	54	RECORD	PCT. RANK	GAMES	SCHEDULE	OF SCHEDULE	RPI	RPI	RPI	RPI
DIV. I ONLY	20- 3	17	10- 0	218	161	60	60	16	16	
DIV. I NON-CONF.	9- 2	35	0- 0	268	166	113	113	18	18	
TOTALS	RPI 1-25	RPI 26-50	W-L RECORDS	RPI 51-100	RPI 101-150	RPI 150+				
20- 3	0- 1	0- 0	OVERALL	1- 2	6- 0	13- 0				
10- 2	0- 1	0- 0	HOME	1- 1	3- 0	6- 0				
8- 1	0- 0	0- 0	AWAY	0- 1	3- 0	5- 0				
2- 0	0- 0	0- 0	NEUTRAL	0- 0	0- 0	2- 0				
9- 2	0- 1	0- 0	NON-CONFERENCE	0- 1	1- 0	8- 0				
5- 2	0- 1	0- 0	HOME	0- 1	1- 0	4- 0				
2- 0	0- 0	0- 0	AWAY	0- 0	0- 0	2- 0				
2- 0	0- 0	0- 0	NEUTRAL	0- 0	0- 0	2- 0				
11- 1	0- 0	0- 0	CONFERENCE	1- 1	5- 0	5- 0				
5- 0	0- 0	0- 0	HOME	1- 0	2- 0	2- 0				
6- 1	0- 0	0- 0	AWAY	0- 1	3- 0	3- 0				
0- 0	0- 0	0- 0	NEUTRAL	0- 0	0- 0	0- 0				

RPI S	Opponent	Score	RPI S	Opponent	Score	RPI S	Opponent	Score	RPI S	Opponent	Score
20	H James Madison	62 69				51	H East Carolina	68 76	110	H Cleveland St.	71 64
						67	H Akron	72 60	120	A Buffalo	61 50
						92	A Western Mich.	51 61	121	H Toledo	65 58
									136	A Ball St.	60 53
									137	A Central Mich.	74 66
									137	H Central Mich.	71 51
									157	A Northern Ky.	77 38
									185	A Eastern Mich.	82 59
									187	N La Salle	74 63
									189	N Massachusetts	59 52
									219	H Morehead St.	87 67
									233	H Detroit	60 57
									251	H Northern Ill.	67 40
									280	A Bowling Green	71 46
									300	A Miami (OH)	67 45
									302	H Kent St.	58 44
									307	H Wofford	84 37
									321	H Manhattan	82 58
									322	A Murray St.	111 60
LAST 12 Division I GAMES:											
300	A Miami (OH)	67 45	251	H Northern Ill.	67 40						
280	A Bowling Green	71 46	137	H Central Mich.	71 51						
302	H Kent St.	58 44	185	A Eastern Mich.	82 59						
137	A Central Mich.	74 66	121	H Toledo	65 58						
67	H Akron	72 60	92	A Western Mich.	51 61						
136	A Ball St.	60 53	120	A Buffalo	61 50						

Non-Div I Games:

Ohio

■ Loss, 
■ Non-Conf, 
■ S Site, 
■ H Home 
■ A Away 
N Neutral



Average RPI Win: 118		WON-LOST	WINNING	LAST 10	STRENGTH OF	OPP. STRENGTH	TEAM	ADJ.	CONF.	ADJ CONF.
Average RPI Loss: 48		RECORD	PCT. RANK	GAMES	SCHEDULE	OF SCHEDULE	RPI	RPI	RPI	RPI
DIV. I ONLY		17- 9	84	6- 4	23	28	36	36	4	4
DIV. I NON-CONF.		8- 4	92	0- 0	18	55	60	60	2	2
TOTALS		RPI 1-25	RPI 26-50		W-L RECORDS		RPI 51-100	RPI 101-150	RPI 150+	
17- 9	1- 2	2- 3		OVERALL		5- 3	5- 1	4- 0		
12- 3	0- 0	2- 3		HOME		4- 0	3- 0	3- 0		
3- 5	0- 2	0- 0		AWAY		1- 2	2- 1	0- 0		
2- 1	1- 0	0- 0		NEUTRAL		0- 1	0- 0	1- 0		
8- 4	1- 0	0- 2		NON-CONFERENCE		3- 1	1- 1	3- 0		
6- 2	0- 0	0- 2		HOME		3- 0	1- 0	2- 0		
0- 1	0- 0	0- 0		AWAY		0- 0	0- 1	0- 0		
2- 1	1- 0	0- 0		NEUTRAL		0- 1	0- 0	1- 0		
9- 5	0- 2	2- 1		CONFERENCE		2- 2	4- 0	1- 0		
6- 1	0- 0	2- 1		HOME		1- 0	2- 0	1- 0		
3- 4	0- 2	0- 0		AWAY		1- 2	2- 0	0- 0		
0- 0	0- 0	0- 0		NEUTRAL		0- 0	0- 0	0- 0		

RPI	S	Opponent	Score	RPI	S	Opponent	Score	Team's RPI: 36	RPI	S	Opponent	Score	RPI	S	Opponent	Score
5	A	Maryland	78 87	31	H	Pittsburgh	74 78		54	A	Michigan	94 100	103	A	Virginia	82 87
7	A	Iowa	65 73	35	H	Rutgers	85 68		54	H	Michigan	77 73	105	H	Michigan St.	76 62
16	N	FGCU	90 83	37	H	Northwestern	73 64		56	N	Wichita St.	55 70	123	H	VCU	96 86
				40	H	Minnesota	72 76		57	H	Arkansas St.	67 52	135	A	Wisconsin	85 73
				49	H	Georgia	59 67		61	H	West Virginia	96 54	145	A	Indiana	103 49
									88	A	Illinois	55 66	145	H	Indiana	78 70
									92	H	Western Mich.	83 46	167	N	Clemson	86 77
									94	A	Purdue	79 71	193	H	Penn St.	69 60
													221	H	Winthrop	66 52
													325	H	Saint Francis (PA)	113 97
LAST 12 Division I GAMES:																
88	A	Illinois	55 66	94	A	Purdue	79 71									
54	H	Michigan	77 73	193	H	Penn St.	69 60									
145	H	Indiana	78 70	40	H	Minnesota	72 76									
7	A	Iowa	65 73	54	A	Michigan	94 100									
105	H	Michigan St.	76 62	145	A	Indiana	103 49									
135	A	Wisconsin	85 73	37	H	Northwestern	73 64									

Non-Div I Games:

Ohio St.

■ Loss, 
■ Non-Conf, S Site, 
■ Home 
■ Away 
N Neutral



Average RPI Win:	109	WON-LOST	WINNING	LAST 10	STRENGTH OF	OPP. STRENGTH	TEAM	ADJ.	CONF.	ADJ CONF.
Average RPI Loss:	27	RECORD	PCT. RANK	GAMES	SCHEDULE	OF SCHEDULE	RPI	RPI	RPI	RPI
DIV. I ONLY	16- 8	79	7- 3	9	4	19	19	1	1	
DIV. I NON-CONF.	6- 5	145	0- 0	48	13	68	68	1	1	
TOTALS	RPI 1-25	RPI 26-50	W-L RECORDS	RPI 51-100	RPI 101-150	RPI 150+				
16- 8	1- 3	2- 4	OVERALL	9- 1	1- 0	3- 0				
11- 0	1- 0	2- 0	HOME	5- 0	1- 0	2- 0				
4- 6	0- 2	0- 3	AWAY	3- 1	0- 0	1- 0				
1- 2	0- 1	0- 1	NEUTRAL	1- 0	0- 0	0- 0				
6- 5	1- 2	0- 3	NON-CONFERENCE	1- 0	1- 0	3- 0				
4- 0	1- 0	0- 0	HOME	0- 0	1- 0	2- 0				
1- 3	0- 1	0- 2	AWAY	0- 0	0- 0	1- 0				
1- 2	0- 1	0- 1	NEUTRAL	1- 0	0- 0	0- 0				
10- 3	0- 1	2- 1	CONFERENCE	8- 1	0- 0	0- 0				
7- 0	0- 0	2- 0	HOME	5- 0	0- 0	0- 0				
3- 3	0- 1	0- 1	AWAY	3- 1	0- 0	0- 0				
0- 0	0- 0	0- 0	NEUTRAL	0- 0	0- 0	0- 0				

RPI 1-25				Team's RPI: 19				RPI 26-50				RPI 51-100				RPI 101+			
RPI	S	Opponent	Score		RPI	S	Opponent	Score		RPI	S	Opponent	Score		RPI	S	Opponent	Score	
2	A	Baylor	66	89	27	N	South Fla.	68	83	58	H	Oklahoma St.	73	54	117	H	Yale	71	54
9	N	Kentucky	88	92	28	A	Texas	81	84	61	A	West Virginia	69	78	184	H	Lamar	100	73
12	A	Duke	72	92	28	H	Texas	70	59	61	H	West Virginia	71	60	314	H	Bradley	104	55
21	H	Washington	90	80	38	A	Arkansas	64	71	62	H	Kansas St.	66	58	323	A	North Texas	68	39
					39	A	UALR	62	66	79	A	TCU	97	81					
					48	H	Iowa St.	75	66	79	H	TCU	77	54					
										85	A	Kansas	69	57					
										88	N	Illinois	78	76					
										100	A	Texas Tech	75	58					
										100	H	Texas Tech	70	64					
LAST 12 Division I GAMES:																			
79	H	TCU	77	54	100	H	Texas Tech	70	64										
2	A	Baylor	66	89	58	H	Oklahoma St.	73	54										
62	H	Kansas St.	66	58	79	A	TCU	97	81										
48	H	Iowa St.	75	66	28	H	Texas	70	59										
61	A	West Virginia	69	78	100	A	Texas Tech	75	58										
28	A	Texas	81	84	85	A	Kansas	69	57										

Non-Div I Games:

Oklahoma

■ Loss, 
■ Non-Conf, S Site, 
■ Home 
■ Away 
N Neutral



Average RPI Win:	167	WON-LOST	WINNING	LAST 10	STRENGTH OF	OPP. STRENGTH	TEAM	ADJ.	CONF.	ADJ CONF.
Average RPI Loss:	40	RECORD	PCT. RANK	GAMES	SCHEDULE	OF SCHEDULE	RPI	RPI	RPI	RPI
DIV. I ONLY	16- 8	79	5- 5	59	39	58	58	1	1	
DIV. I NON-CONF.	10- 1	17	0- 0	300	219	70	70	1	1	
TOTALS	RPI 1-25	RPI 26-50	W-L RECORDS	RPI 51-100	RPI 101-150	RPI 150+				
16- 8	0- 4	3- 0	OVERALL	4- 4	1- 0	8- 0				
12- 3	0- 1	2- 0	HOME	2- 2	1- 0	7- 0				
4- 5	0- 3	1- 0	AWAY	2- 2	0- 0	1- 0				
0- 0	0- 0	0- 0	NEUTRAL	0- 0	0- 0	0- 0				
10- 1	0- 1	0- 0	NON-CONFERENCE	1- 0	1- 0	8- 0				
8- 0	0- 0	0- 0	HOME	0- 0	1- 0	7- 0				
2- 1	0- 1	0- 0	AWAY	1- 0	0- 0	1- 0				
0- 0	0- 0	0- 0	NEUTRAL	0- 0	0- 0	0- 0				
6- 7	0- 3	3- 0	CONFERENCE	3- 4	0- 0	0- 0				
4- 3	0- 1	2- 0	HOME	2- 2	0- 0	0- 0				
2- 4	0- 2	1- 0	AWAY	1- 2	0- 0	0- 0				
0- 0	0- 0	0- 0	NEUTRAL	0- 0	0- 0	0- 0				

RPI 1-25				RPI 26-50				RPI 51-100				RPI 101+			
RPI	S	Opponent	Score	RPI	S	Opponent	Score	RPI	S	Opponent	Score	RPI	S	Opponent	Score
2	A	Baylor	45 61	28	H	Texas	66 60	61	H	West Virginia	49 61	132	H	Texas St.	64 37
2	H	Baylor	52 69	48	A	Iowa St.	63 62	62	A	Kansas St.	51 52	194	H	Missouri St.	77 36
14	A	North Carolina	77 79	48	H	Iowa St.	60 48	62	H	Kansas St.	69 47	203	H	Texas Southern	77 58
19	A	Oklahoma	54 73					73	A	Southern California	66 62	215	H	Northwestern St.	89 44
								79	A	TCU	66 70	243	A	Weber St.	55 49
								79	H	TCU	62 71	276	H	Loyola Marymount	76 65
								85	A	Kansas	65 57	289	H	Morgan St.	73 43
								100	H	Texas Tech	66 35	337	H	Ark.-Pine Bluff	90 45
												340	H	New Orleans	84 33
LAST 12 Division I GAMES:															
48	H	Iowa St.	60 48	79	H	TCU	62 71								
28	H	Texas	66 60	19	A	Oklahoma	54 73								
85	A	Kansas	65 57	61	H	West Virginia	49 61								
2	H	Baylor	52 69	62	H	Kansas St.	69 47								
48	A	Iowa St.	63 62	79	A	TCU	66 70								
62	A	Kansas St.	51 52	100	H	Texas Tech	66 35								

Non-Div I Games:

Oklahoma St.



Average RPI Win: <b>240</b>	WON-LOST	WINNING	LAST 10	STRENGTH OF	OPP. STRENGTH	TEAM	ADJ.	CONF.	ADJ CONF.
Average RPI Loss: <b>102</b>	RECORD	PCT. RANK	GAMES	SCHEDULE	OF SCHEDULE	RPI	RPI	RPI	RPI
DIV. I ONLY	<b>14- 9</b>	<b>106</b>	<b>6- 4</b>	<b>205</b>	<b>133</b>	<b>155</b>	<b>155</b>	<b>17</b>	<b>17</b>
DIV. I NON-CONF.	<b>7- 4</b>	<b>107</b>	<b>0- 0</b>	<b>167</b>	<b>97</b>	<b>124</b>	<b>124</b>	<b>17</b>	<b>17</b>
TOTALS	RPI 1-25	RPI 26-50	W-L RECORDS	RPI 51-100	RPI 101-150	RPI 150+			
14- 9	0- 2	0- 2	OVERALL	0- 1	1- 1	13- 3			
7- 6	0- 1	0- 1	HOME	0- 1	1- 1	6- 2			
5- 3	0- 1	0- 1	AWAY	0- 0	0- 0	5- 1			
2- 0	0- 0	0- 0	NEUTRAL	0- 0	0- 0	2- 0			
7- 4	0- 2	0- 1	NON-CONFERENCE	0- 0	1- 0	6- 1			
4- 2	0- 1	0- 0	HOME	0- 0	1- 0	3- 1			
1- 2	0- 1	0- 1	AWAY	0- 0	0- 0	1- 0			
2- 0	0- 0	0- 0	NEUTRAL	0- 0	0- 0	2- 0			
7- 5	0- 0	0- 1	CONFERENCE	0- 1	0- 1	7- 2			
3- 4	0- 0	0- 1	HOME	0- 1	0- 1	3- 1			
4- 1	0- 0	0- 0	AWAY	0- 0	0- 0	4- 1			
0- 0	0- 0	0- 0	NEUTRAL	0- 0	0- 0	0- 0			

RPI 1-25				RPI 26-50				RPI 51-100				RPI 101+ Team's RPI: 155			
RPI	S	Opponent	Score	RPI	S	Opponent	Score	RPI	S	Opponent	Score	RPI	S	Opponent	Score
8	A	Louisville	46 <b>100</b>	26	A	California	59 <b>79</b>	55	H	Middle Tenn.	48 <b>65</b>	123	H	VCU	66 44
12	H	Duke	66 <b>82</b>	34	H	Western Ky.	60 <b>76</b>					127	H	Marshall	37 <b>69</b>
												166	H	William & Mary	65 58
												177	H	UTSA	51 <b>52</b>
												199	A	Virginia Tech	69 62
												207	H	UAB	58 46
												208	A	Charlotte	67 <b>82</b>
												208	H	Charlotte	66 57
												211	N	Ill.-Chicago	61 55
												212	A	Fla. Atlantic	72 44
												238	H	Presbyterian	41 26
												249	H	UTEP	79 50
												256	A	Rice	62 55
												274	H	Rider	56 <b>59</b>
												300	N	Miami (OH)	69 63
												323	A	North Texas	54 44
												330	A	FIU	80 67
												343	H	Howard	75 54
LAST 12 Division I GAMES:															
249	H	UTEP	79 50	55	H	Middle Tenn.	48 <b>65</b>								
177	H	UTSA	51 <b>52</b>	323	A	North Texas	54 44								
208	A	Charlotte	67 <b>82</b>	256	A	Rice	62 55								
212	A	Fla. Atlantic	72 44	34	H	Western Ky.	60 <b>76</b>								
330	A	FIU	80 67	127	H	Marshall	37 <b>69</b>								
207	H	UAB	58 46	208	H	Charlotte	66 57								

Non-Div I Games:

Old Dominion

■ Loss, 
■ Non-Conf, S Site, 
■ Home 
■ Away 
N Neutral



Average RPI Win: 226		WON-LOST	WINNING	LAST 10	STRENGTH OF	OPP. STRENGTH	TEAM	ADJ.	CONF.	ADJ CONF.
Average RPI Loss: 35		RECORD	PCT. RANK	GAMES	SCHEDULE	OF SCHEDULE	RPI	RPI	RPI	RPI
DIV. I ONLY		14- 11	133	3- 7	61	68	107	107	3	3
DIV. I NON-CONF.		10- 3	52	0- 0	284	283	153	153	5	5
TOTALS	RPI 1-25	RPI 26-50		W-L RECORDS		RPI 51-100	RPI 101-150	RPI 150+		
14- 11	0- 5	2- 3		OVERALL		1- 2	1- 1	10- 0		
11- 5	0- 3	2- 1		HOME		1- 1	0- 0	8- 0		
2- 6	0- 2	0- 2		AWAY		0- 1	1- 1	1- 0		
1- 0	0- 0	0- 0		NEUTRAL		0- 0	0- 0	1- 0		
10- 3	0- 1	0- 1		NON-CONFERENCE		1- 1	0- 0	9- 0		
8- 2	0- 1	0- 0		HOME		1- 1	0- 0	7- 0		
1- 1	0- 0	0- 1		AWAY		0- 0	0- 0	1- 0		
1- 0	0- 0	0- 0		NEUTRAL		0- 0	0- 0	1- 0		
4- 8	0- 4	2- 2		CONFERENCE		0- 1	1- 1	1- 0		
3- 3	0- 2	2- 1		HOME		0- 0	0- 0	1- 0		
1- 5	0- 2	0- 1		AWAY		0- 1	1- 1	0- 0		
0- 0	0- 0	0- 0		NEUTRAL		0- 0	0- 0	0- 0		

RPI 1-25				RPI 26-50				RPI 51-100				RPI 101+				Team's RPI: 107	
RPI	S	Opponent	Score	RPI	S	Opponent	Score	RPI	S	Opponent	Score	RPI	S	Opponent	Score		
1	H	Tennessee	49 69	32	H	Mississippi St.	62 64	55	H	Middle Tenn.	65 71	116	A	Missouri	58 72		
2	H	Baylor	54 96	34	A	Western Ky.	69 98	65	A	LSU	41 70	143	A	Florida	64 57		
6	H	South Carolina	59 77	38	H	Arkansas	71 57	93	H	Southern Miss.	68 66	161	H	Alabama	77 63		
9	A	Kentucky	58 64	45	A	Vanderbilt	54 58					242	N	Utah	52 38		
22	A	Texas A&M	49 58	49	H	Georgia	55 52					254	H	Southern U.	91 68		
LAST 12 Division I GAMES:																	
				116	A	Missouri	58 72	22	A	Texas A&M	49 58						
				1	H	Tennessee	49 69	49	H	Georgia	55 52						
				45	A	Vanderbilt	54 58	161	H	Alabama	77 63						
				6	H	South Carolina	59 77	143	A	Florida	64 57						
				65	A	LSU	41 70	9	A	Kentucky	58 64						
				32	H	Mississippi St.	62 64	38	H	Arkansas	71 57						

Non-Div I Games:

Ole Miss

■ Loss, ■ Non-Conf, S Site, H Home A Away N Neutral



Average RPI Win:	244	WON-LOST	WINNING	LAST 10	STRENGTH OF	OPP. STRENGTH	TEAM	ADJ.	CONF.	ADJ CONF.
Average RPI Loss:	203	RECORD	PCT. RANK	GAMES	SCHEDULE	OF SCHEDULE	RPI	RPI	RPI	RPI
DIV. I ONLY	6- 17	297	3- 7	243	327	301	301	25	25	
DIV. I NON-CONF.	3- 7	250	0- 0	297	346	318	318	25	25	
TOTALS	RPI 1-25	RPI 26-50	W-L RECORDS	RPI 51-100	RPI 101-150	RPI 150+				
6- 17	0- 0	0- 0	OVERALL	0- 4	1- 1	5- 12				
4- 6	0- 0	0- 0	HOME	0- 1	1- 1	3- 4				
2- 11	0- 0	0- 0	AWAY	0- 3	0- 0	2- 8				
0- 0	0- 0	0- 0	NEUTRAL	0- 0	0- 0	0- 0				
3- 7	0- 0	0- 0	NON-CONFERENCE	0- 1	1- 1	2- 5				
2- 3	0- 0	0- 0	HOME	0- 0	1- 1	1- 2				
1- 4	0- 0	0- 0	AWAY	0- 1	0- 0	1- 3				
0- 0	0- 0	0- 0	NEUTRAL	0- 0	0- 0	0- 0				
3- 10	0- 0	0- 0	CONFERENCE	0- 3	0- 0	3- 7				
2- 3	0- 0	0- 0	HOME	0- 1	0- 0	2- 2				
1- 7	0- 0	0- 0	AWAY	0- 2	0- 0	1- 5				
0- 0	0- 0	0- 0	NEUTRAL	0- 0	0- 0	0- 0				

RPI S	Opponent	Score	RPI S	Opponent	Score	RPI S	Opponent	Score	RPI S	Opponent	Score	Team's RPI: 301
						69	A Creighton	50 67	115	H North Dakota	52 72	
						71	A South Dakota St.	66 101	128	H Bakersfield	80 68	
						80	A South Dakota	69 83	173	H SIUE	54 69	
						80	H South Dakota	48 64	181	A Oral Roberts	53 74	
									181	H Oral Roberts	52 66	
									183	H Northern Colo.	58 67	
									224	A Western Ill.	56 71	
									224	H Western Ill.	54 51	
									239	A IUPUI	49 68	
									239	H IUPUI	66 49	
									265	A North Dakota St.	73 65	
									265	H North Dakota St.	60 77	
									278	A Milwaukee	64 61	
									298	A IPFW	59 70	
									310	A Denver	53 60	
									312	A Eastern Ill.	66 77	
									328	A Utah Valley	57 59	
									332	H Alcorn	59 39	
									344	A Air Force	57 65	
LAST 12 Division I GAMES:												
265	A	North Dakota St.	73	65	181	A	Oral Roberts	53	74			
80	A	South Dakota	69	83	265	H	North Dakota St.	60	77			
224	H	Western Ill.	54	51	239	H	IUPUI	66	49			
181	H	Oral Roberts	52	66	71	A	South Dakota St.	66	101			
239	A	IUPUI	49	68	310	A	Denver	53	60			
298	A	IPFW	59	70	224	A	Western Ill.	56	71			

Non-Div I Games: Peru St. 68 54 Graceland (IA) 89 54

Omaha

Loss, Non-Conf, S Site, H Home A Away N Neutral



Oral Roberts

Through Games Of Feb. 15, 2015

Average RPI Win:	227	WON-LOST	WINNING	LAST 10	STRENGTH OF	OPP. STRENGTH	TEAM	ADJ.	CONF.	ADJ CONF.
Average RPI Loss:	142	RECORD	PCT. RANK	GAMES	SCHEDULE	OF SCHEDULE	RPI	RPI	RPI	RPI
DIV. I ONLY	11- 13	205	6- 4	121	203	181	181	25	25	
DIV. I NON-CONF.	4- 7	220	0- 0	57	71	158	158	25	25	
TOTALS	RPI 1-25	RPI 26-50	W-L RECORDS	RPI 51-100	RPI 101-150	RPI 150+				
11- 13	0- 2	0- 1	OVERALL	1- 4	1- 1	9- 5				
9- 2	0- 0	0- 0	HOME	1- 1	1- 0	7- 1				
1- 10	0- 0	0- 0	AWAY	0- 0	0- 0	1- 0				
1- 1	0- 0	0- 0	NEUTRAL	0- 0	0- 0	1- 1				
4- 7	0- 2	0- 1	NON-CONFERENCE	0- 1	1- 1	3- 2				
3- 1	0- 0	0- 0	HOME	0- 0	1- 0	2- 1				
0- 5	0- 2	0- 1	AWAY	0- 1	0- 1	0- 0				
1- 1	0- 0	0- 0	NEUTRAL	0- 0	0- 0	1- 1				
7- 6	0- 0	0- 0	CONFERENCE	1- 3	0- 0	6- 3				
6- 1	0- 0	0- 0	HOME	1- 1	0- 0	5- 0				
1- 5	0- 0	0- 0	AWAY	0- 2	0- 0	1- 3				
0- 0	0- 0	0- 0	NEUTRAL	0- 0	0- 0	0- 0				

RPI 1-25				RPI 26-50				RPI 51-100				RPI 101+ Team's RPI: 181			
RPI	S	Opponent	Score	RPI	S	Opponent	Score	RPI	S	Opponent	Score	RPI	S	Opponent	Score
1	A	Tennessee	39 91	39	A	UALR	43 54	62	A	Kansas St.	47 53	135	A	Wisconsin	52 70
2	A	Baylor	60 101					71	A	South Dakota St.	46 71	146	H	Tulsa	73 71
								71	H	South Dakota St.	52 66	185	H	Eastern Mich.	63 62
								80	A	South Dakota	70 93	194	H	Missouri St.	70 57
								80	H	South Dakota	81 65	214	N	N.C. A&T	38 47
												224	H	Western Ill.	76 73
												239	H	IUPUI	84 72
												250	N	Austin Peay	73 60
												265	A	North Dakota St.	64 77
												265	H	North Dakota St.	67 41
												296	H	Grand Canyon	51 54
												298	A	IPFW	63 73
												301	A	Omaha	66 52
												301	H	Omaha	74 53
												310	A	Denver	57 66
												310	H	Denver	65 44
LAST 12 Division I GAMES:															
				71	H	South Dakota St.	52 66	301	H	Omaha	74 53				
				265	H	North Dakota St.	67 41	224	H	Western Ill.	76 73				
				310	H	Denver	65 44	239	H	IUPUI	84 72				
				301	A	Omaha	66 52	298	A	IPFW	63 73				
				80	A	South Dakota	70 93	80	H	South Dakota	81 65				
				71	A	South Dakota St.	46 71	310	A	Denver	57 66				

Non-Div I Games: Southwestern Christ88 49 St. Gregory's 86 61

Oral Roberts

Loss, Non-Conf, S Site, H Home A Away N Neutral



Average RPI Win:	196	WON-LOST	WINNING	LAST 10	STRENGTH OF	OPP. STRENGTH	TEAM	ADJ.	CONF.	ADJ CONF.
Average RPI Loss:	51	RECORD	PCT. RANK	GAMES	SCHEDULE	OF SCHEDULE	RPI	RPI	RPI	RPI
DIV. I ONLY	12- 13	186	4- 6	80	29	142	142	5	5	
DIV. I NON-CONF.	7- 4	107	0- 0	281	134	210	210	4	4	
TOTALS	RPI 1-25	RPI 26-50	W-L RECORDS	RPI 51-100	RPI 101-150	RPI 150+				
12- 13	0- 7	0- 1	OVERALL	4- 3	0- 1	8- 1				
9- 6	0- 4	0- 1	HOME	2- 1	0- 0	7- 0				
3- 5	0- 3	0- 0	AWAY	2- 1	0- 0	1- 1				
0- 2	0- 0	0- 0	NEUTRAL	0- 1	0- 1	0- 0				
7- 4	0- 1	0- 1	NON-CONFERENCE	0- 1	0- 1	7- 0				
6- 2	0- 1	0- 1	HOME	0- 0	0- 0	6- 0				
1- 0	0- 0	0- 0	AWAY	0- 0	0- 0	1- 0				
0- 2	0- 0	0- 0	NEUTRAL	0- 1	0- 1	0- 0				
5- 9	0- 6	0- 0	CONFERENCE	4- 2	0- 0	1- 1				
3- 4	0- 3	0- 0	HOME	2- 1	0- 0	1- 0				
2- 5	0- 3	0- 0	AWAY	2- 1	0- 0	0- 1				
0- 0	0- 0	0- 0	NEUTRAL	0- 0	0- 0	0- 0				

RPI S	Opponent	Score	RPI S	Opponent	Score	RPI S	Opponent	Score	RPI S	Opponent	Score	Team's RPI: 142
10	A Oregon St.	37 70	50	H Fresno St.	59 68	68	A Washington St.	70 69	137	N Central Mich.	67 73	
10	H Oregon St.	48 77				68	H Washington St.	76 79	165	A Arizona	78 81	
11	A Arizona St.	58 70				73	A Southern California	54 70	165	H Arizona	75 61	
11	H Arizona St.	52 72				73	H Southern California	63 57	196	H Santa Clara	92 88	
14	H North Carolina	59 76				75	N American	64 72	220	H Navy	72 64	
21	A Washington	55 70				89	A UCLA	62 46	266	H Northern Ariz.	59 47	
21	H Washington	69 91				89	H UCLA	67 65	267	H Utah St.	100 77	
									292	A Portland	72 49	
									308	H Portland St.	63 56	
									319	H Seattle	70 44	
LAST 12 Division I GAMES:												
11	H Arizona St.	52 72	165	A Arizona	78 81							
165	H Arizona	75 61	11	A Arizona St.	58 70							
21	A Washington	55 70	68	H Washington St.	76 79							
68	A Washington St.	70 69	21	H Washington	69 91							
73	H Southern California	63 57	10	H Oregon St.	48 77							
89	H UCLA	67 65	10	A Oregon St.	37 70							

Non-Div I Games:

Oregon

■ Loss, 
■ Non-Conf, S Site, 
■ Home 
■ Away 
N Neutral



Average RPI Win:	119	WON-LOST	WINNING	LAST 10	STRENGTH OF	OPP. STRENGTH	TEAM	ADJ.	CONF.	ADJ CONF.
Average RPI Loss:	11	RECORD	PCT. RANK	GAMES	SCHEDULE	OF SCHEDULE	RPI	RPI	RPI	RPI
DIV. I ONLY	22- 2	6	9- 1	52	8	10	10	5	5	
DIV. I NON-CONF.	9- 1	21	0- 0	154	32	26	26	4	4	
TOTALS	RPI 1-25	RPI 26-50	W-L RECORDS	RPI 51-100	RPI 101-150	RPI 150+				
22- 2	4- 2	0- 0	OVERALL	7- 0	5- 0	6- 0				
11- 0	2- 0	0- 0	HOME	3- 0	2- 0	4- 0				
7- 2	2- 0	0- 0	AWAY	3- 0	1- 0	1- 0				
4- 0	0- 0	0- 0	NEUTRAL	1- 0	2- 0	1- 0				
9- 1	1- 1	0- 0	NON-CONFERENCE	1- 0	3- 0	4- 0				
4- 0	0- 0	0- 0	HOME	0- 0	1- 0	3- 0				
1- 1	1- 1	0- 0	AWAY	0- 0	0- 0	0- 0				
4- 0	0- 0	0- 0	NEUTRAL	1- 0	2- 0	1- 0				
13- 1	3- 1	0- 0	CONFERENCE	6- 0	2- 0	2- 0				
7- 0	2- 0	0- 0	HOME	3- 0	1- 0	1- 0				
6- 1	1- 1	0- 0	AWAY	3- 0	1- 0	1- 0				
0- 0	0- 0	0- 0	NEUTRAL	0- 0	0- 0	0- 0				

RPI	S	Opponent	Score	RPI	S	Opponent	Score	RPI	S	Opponent	Score	RPI	S	Opponent	Score
1	A	Tennessee	63 74					64	N	BYU	71 61	104	N	Southern Ill.	71 55
11	A	Arizona St.	68 57					68	A	Washington St.	61 56	126	N	Butler	85 53
11	H	Arizona St.	70 64					68	H	Washington St.	73 70	142	A	Oregon	77 48
14	A	North Carolina	70 55					73	A	Southern California	76 66	142	H	Oregon	70 37
21	A	Washington	67 76					73	H	Southern California	68 35	150	H	Sacramento St.	109 61
21	H	Washington	75 67					89	A	UCLA	65 47	165	A	Arizona	73 55
								89	H	UCLA	82 64	165	H	Arizona	73 48
												206	H	Idaho	75 53
												267	H	Utah St.	85 62
												277	N	Nevada	73 50
												292	H	Portland	87 65
LAST 12 Division I GAMES:															
165	H	Arizona	73 48	11	A	Arizona St.	68 57								
11	H	Arizona St.	70 64	165	A	Arizona	73 55								
68	A	Washington St.	61 56	21	H	Washington	75 67								
21	A	Washington	67 76	68	H	Washington St.	73 70								
89	H	UCLA	82 64	142	A	Oregon	77 48								
73	H	Southern California	68 35	142	H	Oregon	70 37								

Non-Div I Games: Concordia Portland 92 35

Oregon St.



## Pacific

Through Games Of Feb. 15, 2015

Average RPI Win:	177	WON-LOST	WINNING	LAST 10	STRENGTH OF	OPP. STRENGTH	TEAM	ADJ.	CONF.	ADJ CONF.
Average RPI Loss:	68	RECORD	PCT. RANK	GAMES	SCHEDULE	OF SCHEDULE	RPI	RPI	RPI	RPI
DIV. I ONLY	16- 7	60	6- 4	64	111	52	52	8	8	
DIV. I NON-CONF.	6- 3	92	0- 0	51	200	55	55	8	8	
TOTALS	RPI 1-25	RPI 26-50	W-L RECORDS	RPI 51-100	RPI 101-150	RPI 150+				
16- 7	0- 0	2- 2	OVERALL	2- 3	1- 2	11- 0				
8- 3	0- 0	1- 2	HOME	1- 1	1- 0	5- 0				
7- 4	0- 0	1- 0	AWAY	1- 2	0- 2	5- 0				
1- 0	0- 0	0- 0	NEUTRAL	0- 0	0- 0	1- 0				
6- 3	0- 0	0- 1	NON-CONFERENCE	1- 0	1- 2	4- 0				
3- 1	0- 0	0- 1	HOME	0- 0	1- 0	2- 0				
2- 2	0- 0	0- 0	AWAY	1- 0	0- 2	1- 0				
1- 0	0- 0	0- 0	NEUTRAL	0- 0	0- 0	1- 0				
10- 4	0- 0	2- 1	CONFERENCE	1- 3	0- 0	7- 0				
5- 2	0- 0	1- 1	HOME	1- 1	0- 0	3- 0				
5- 2	0- 0	1- 0	AWAY	0- 2	0- 0	4- 0				
0- 0	0- 0	0- 0	NEUTRAL	0- 0	0- 0	0- 0				

RPI 1-25				RPI 26-50				RPI 51-100				Team's RPI: 52		RPI 101+			
RPI	S	Opponent	Score	RPI	S	Opponent	Score	RPI	S	Opponent	Score			RPI	S	Opponent	Score
				26	H	California	64 84	64	A	BYU	72 89			101	A	Long Beach St.	43 53
				41	H	Gonzaga	63 73	64	H	BYU	86 82			109	A	UC Davis	53 60
				47	A	St. Mary's (CA)	88 86	66	A	San Diego	52 56			118	H	Montana	62 50
				47	H	St. Mary's (CA)	61 48	66	H	San Diego	53 63			151	N	New Mexico St.	67 62
								82	A	Hawaii	69 61			174	A	San Francisco	92 54
														176	H	Iona	64 49
														196	A	Santa Clara	61 59
														198	A	Pepperdine	63 59
														198	H	Pepperdine	77 60
														267	H	Utah St.	70 62
														276	A	Loyola Marymount	84 61
														276	H	Loyola Marymount	89 69
														277	A	Nevada	64 53
														292	H	Portland	71 69
LAST 12 Division I GAMES:																	
				64	H	BYU	86 82	292	H	Portland	71 69						
				66	H	San Diego	53 63	66	A	San Diego	52 56						
				47	H	St. Mary's (CA)	61 48	64	A	BYU	72 89						
				276	A	Loyola Marymount	84 61	47	A	St. Mary's (CA)	88 86						
				198	A	Pepperdine	63 59	198	H	Pepperdine	77 60						
				41	H	Gonzaga	63 73	276	H	Loyola Marymount	89 69						

Non-Div I Games: Cal St. Stanislaus 98 67 Cal Maritime 70 23

Pacific

Loss, Non-Conf, S Site, H Home A Away N Neutral



Average RPI Win:	195	WON-LOST	WINNING	LAST 10	STRENGTH OF	OPP. STRENGTH	TEAM	ADJ.	CONF.	ADJ CONF.
Average RPI Loss:	83	RECORD	PCT. RANK	GAMES	SCHEDULE	OF SCHEDULE	RPI	RPI	RPI	RPI
DIV. I ONLY	13- 7	88	7- 3	77	124	70	70	9	9	
DIV. I NON-CONF.	8- 5	123	3- 1	118	136	104	104	10	10	
<hr/>										
TOTALS	RPI 1-25	RPI 26-50	W-L RECORDS	RPI 51-100	RPI 101-150	RPI 150+				
13- 7	0- 2	0- 0	OVERALL	1- 4	2- 0	10- 1				
7- 3	0- 0	0- 0	HOME	1- 3	1- 0	5- 0				
6- 4	0- 2	0- 0	AWAY	0- 1	1- 0	5- 1				
0- 0	0- 0	0- 0	NEUTRAL	0- 0	0- 0	0- 0				
8- 5	0- 1	0- 0	NON-CONFERENCE	1- 3	1- 0	6- 1				
6- 2	0- 0	0- 0	HOME	1- 2	1- 0	4- 0				
2- 3	0- 1	0- 0	AWAY	0- 1	0- 0	2- 1				
0- 0	0- 0	0- 0	NEUTRAL	0- 0	0- 0	0- 0				
5- 2	0- 1	0- 0	CONFERENCE	0- 1	1- 0	4- 0				
1- 1	0- 0	0- 0	HOME	0- 1	0- 0	1- 0				
4- 1	0- 1	0- 0	AWAY	0- 0	1- 0	3- 0				
0- 0	0- 0	0- 0	NEUTRAL	0- 0	0- 0	0- 0				

RPI 1-25				RPI 26-50				RPI 51-100 Team's RPI: 70				RPI 101+			
RPI	S	Opponent	Score	RPI	S	Opponent	Score	RPI	S	Opponent	Score	RPI	S	Opponent	Score
1	A	Tennessee	52 97					78	A	Drexel	58 67	117	A	Yale	61 42
18	A	Princeton	54 83					86	H	Villanova	44 70	119	H	Saint Joseph's	65 51
								90	H	Richmond	49 47	159	A	Harvard	74 69
								97	H	Hampton	43 58	163	H	Temple	52 50
								98	H	Cornell	49 60	171	A	Dartmouth	55 39
												187	H	La Salle	57 29
												200	A	Lafayette	57 60
												217	H	New Hampshire	74 39
												220	A	Navy	60 51
												229	A	Brown	83 75
												279	H	UMBC	69 63
												291	H	Columbia	78 57
												299	A	NJIT	59 29
<hr/>															
LAST 12 Division I GAMES:															
229	A	Brown	83 75	299	A	NJIT	59 29	86	H	Villanova	44 70				
117	A	Yale	61 42					90	H	Richmond	49 47				
291	H	Columbia	78 57					18	A	Princeton	54 83				
98	H	Cornell	49 60					163	H	Temple	52 50				
159	A	Harvard	74 69					279	H	UMBC	69 63				
171	A	Dartmouth	55 39												

Non-Div I Games: King's (PA) 85 20

Penn

■ Loss, 
 ■ Non-Conf, S Site, 
 ■ Home 
 ■ Away 
 N Neutral



Average RPI Win:	184	WON-LOST	WINNING	LAST 10	STRENGTH OF	OPP. STRENGTH	TEAM	ADJ.	CONF.	ADJ CONF.
Average RPI Loss:	68	RECORD	PCT. RANK	GAMES	SCHEDULE	OF SCHEDULE	RPI	RPI	RPI	RPI
DIV. I ONLY	6- 20	304	3- 7	17	55	193	193	4	4	
DIV. I NON-CONF.	3- 8	263	0- 0	63	221	242	242	2	2	
TOTALS	RPI 1-25	RPI 26-50	W-L RECORDS	RPI 51-100	RPI 101-150	RPI 150+				
6- 20	0- 2	1- 9	OVERALL	1- 4	1- 3	3- 2				
5- 9	0- 1	1- 4	HOME	0- 2	1- 2	3- 0				
1- 9	0- 1	0- 5	AWAY	1- 1	0- 1	0- 1				
0- 2	0- 0	0- 0	NEUTRAL	0- 1	0- 0	0- 1				
3- 8	0- 0	0- 3	NON-CONFERENCE	0- 2	0- 1	3- 2				
3- 4	0- 0	0- 2	HOME	0- 1	0- 1	3- 0				
0- 2	0- 0	0- 1	AWAY	0- 0	0- 0	0- 1				
0- 2	0- 0	0- 0	NEUTRAL	0- 1	0- 0	0- 1				
3- 12	0- 2	1- 6	CONFERENCE	1- 2	1- 2	0- 0				
2- 5	0- 1	1- 2	HOME	0- 1	1- 1	0- 0				
1- 7	0- 1	0- 4	AWAY	1- 1	0- 1	0- 0				
0- 0	0- 0	0- 0	NEUTRAL	0- 0	0- 0	0- 0				

RPI 1-25				RPI 26-50				RPI 51-100				RPI 101+ Team's RPI: 193			
RPI	S	Opponent	Score	RPI	S	Opponent	Score	RPI	S	Opponent	Score	RPI	S	Opponent	Score
5	H	Maryland	62 77	27	H	South Fla.	87 90	54	A	Michigan	53 89	105	H	Michigan St.	67 74
7	A	Iowa	52 77	29	A	Syracuse	39 61	83	N	Liberty	68 80	135	A	Wisconsin	46 65
				33	A	Nebraska	45 73	84	H	Albany (NY)	53 54	140	H	St. Bonaventure	54 56
				35	A	Rutgers	65 76	88	H	Illinois	76 91	145	H	Indiana	79 75
				35	H	Rutgers	51 71	94	A	Purdue	54 50	152	A	Hartford	57 62
				36	A	Ohio St.	60 69					182	N	Samford	56 59
				37	H	Northwestern	76 75					227	H	Towson	71 64
				40	A	Minnesota	64 75					274	H	Rider	85 51
				40	H	Minnesota	77 85					324	H	Wagner	96 66
				44	H	Seton Hall	70 75								
LAST 12 Division I GAMES:															
40	H	Minnesota	77 85	37	H	Northwestern	76 75								
105	H	Michigan St.	67 74	145	H	Indiana	79 75								
94	A	Purdue	54 50	36	A	Ohio St.	60 69								
5	H	Maryland	62 77	33	A	Nebraska	45 73								
35	A	Rutgers	65 76	35	H	Rutgers	51 71								
40	A	Minnesota	64 75	135	A	Wisconsin	46 65								

Non-Div I Games:

Penn St.

■ Loss, 
■ Non-Conf, S Site, 
■ Home 
■ Away 
N Neutral



Average RPI Win:	245	WON-LOST	WINNING	LAST 10	STRENGTH OF	OPP. STRENGTH	TEAM	ADJ.	CONF.	ADJ CONF.
Average RPI Loss:	86	RECORD	PCT. RANK	GAMES	SCHEDULE	OF SCHEDULE	RPI	RPI	RPI	RPI
DIV. I ONLY	7- 19	295	1- 9	43	130	198	198	8	8	
DIV. I NON-CONF.	5- 6	177	0- 0	62	218	95	95	8	8	
TOTALS	RPI 1-25	RPI 26-50	W-L RECORDS	RPI 51-100	RPI 101-150	RPI 150+				
7- 19	0- 1	0- 5	OVERALL	0- 8	2- 2	5- 3				
2- 10	0- 0	0- 2	HOME	0- 5	0- 1	2- 2				
4- 9	0- 1	0- 3	AWAY	0- 3	1- 1	3- 1				
1- 0	0- 0	0- 0	NEUTRAL	0- 0	1- 0	0- 0				
5- 6	0- 1	0- 1	NON-CONFERENCE	0- 2	2- 2	3- 0				
0- 3	0- 0	0- 0	HOME	0- 2	0- 1	0- 0				
4- 3	0- 1	0- 1	AWAY	0- 0	1- 1	3- 0				
1- 0	0- 0	0- 0	NEUTRAL	0- 0	1- 0	0- 0				
2- 13	0- 0	0- 4	CONFERENCE	0- 6	0- 0	2- 3				
2- 7	0- 0	0- 2	HOME	0- 3	0- 0	2- 2				
0- 6	0- 0	0- 2	AWAY	0- 3	0- 0	0- 1				
0- 0	0- 0	0- 0	NEUTRAL	0- 0	0- 0	0- 0				

RPI 1-25				RPI 26-50				RPI 51-100				RPI 101+ Team's RPI: 198			
RPI	S	Opponent	Score	RPI	S	Opponent	Score	RPI	S	Opponent	Score	RPI	S	Opponent	Score
7	A	Iowa	68 97	33	A	Nebraska	65 100	52	A	Pacific	60 77	101	H	Long Beach St.	69 78
				41	A	Gonzaga	64 73	52	H	Pacific	59 63	108	A	CSUN	48 74
				41	H	Gonzaga	56 78	64	A	BYU	58 77	130	A	Cal Poly	76 69
				47	A	St. Mary's (CA)	68 73	64	H	BYU	78 84	147	N	UT Martin	59 58
				47	H	St. Mary's (CA)	49 53	66	A	San Diego	55 72	174	H	San Francisco	58 69
								66	H	San Diego	64 68	196	H	Santa Clara	54 65
								84	H	Albany (NY)	36 62	266	A	Northern Ariz.	66 63
								95	H	Army	44 56	271	A	UC Irvine	76 53
												276	H	Loyola Marymount	98 91
												292	A	Portland	61 80
												292	H	Portland	76 72
												335	A	UC Santa Barbara	66 44
LAST 12 Division I GAMES:															
				41	H	Gonzaga	56 78	196	H	Santa Clara	54 65				
				292	H	Portland	76 72	174	H	San Francisco	58 69				
				66	A	San Diego	55 72	292	A	Portland	61 80				
				64	A	BYU	58 77	41	A	Gonzaga	64 73				
				47	H	St. Mary's (CA)	49 53	64	H	BYU	78 84				
				52	H	Pacific	59 63	66	H	San Diego	64 68				

Non-Div I Games:

Pepperdine

■ Loss, 
■ Non-Conf, 
■ S Site, 
■ H Home 
■ A Away 
N Neutral



Average RPI Win:	144	WON-LOST	WINNING	LAST 10	STRENGTH OF	OPP. STRENGTH	TEAM	ADJ.	CONF.	ADJ CONF.
Average RPI Loss:	20	RECORD	PCT. RANK	GAMES	SCHEDULE	OF SCHEDULE	RPI	RPI	RPI	RPI
DIV. I ONLY	17- 8	69	6- 4	14	37	31	31	2	2	
DIV. I NON-CONF.	10- 3	52	0- 0	55	127	40	40	3	3	
TOTALS	RPI 1-25	RPI 26-50	W-L RECORDS	RPI 51-100	RPI 101-150	RPI 150+				
17- 8	1- 6	2- 1	OVERALL	5- 1	2- 0	7- 0				
13- 3	1- 2	1- 1	HOME	3- 0	2- 0	6- 0				
4- 5	0- 4	1- 0	AWAY	2- 1	0- 0	1- 0				
0- 0	0- 0	0- 0	NEUTRAL	0- 0	0- 0	0- 0				
10- 3	0- 2	1- 0	NON-CONFERENCE	3- 1	1- 0	5- 0				
9- 1	0- 1	0- 0	HOME	3- 0	1- 0	5- 0				
1- 2	0- 1	1- 0	AWAY	0- 1	0- 0	0- 0				
0- 0	0- 0	0- 0	NEUTRAL	0- 0	0- 0	0- 0				
7- 5	1- 4	1- 1	CONFERENCE	2- 0	1- 0	2- 0				
4- 2	1- 1	1- 1	HOME	0- 0	1- 0	1- 0				
3- 3	0- 3	0- 0	AWAY	2- 0	0- 0	1- 0				
0- 0	0- 0	0- 0	NEUTRAL	0- 0	0- 0	0- 0				

RPI S	Opponent	Score	RPI S	Opponent	Score	Team's RPI: 31	RPI S	Opponent	Score	RPI S	Opponent	Score
8	A Louisville	35 48	29	H Syracuse	60 68		53	A Duquesne	77 87	102	H Boston College	78 70
8	H Louisville	57 63	36	A Ohio St.	78 74		54	H Michigan	85 64	136	H Ball St.	59 47
12	A Duke	45 62	42	H Miami (FL)	81 66		63	H Youngstown St.	78 52	195	H Radford	72 47
13	A Florida St.	43 58					74	A North Carolina St.	60 50	199	H Virginia Tech	53 35
14	H North Carolina	84 59					78	H Drexel	72 53	202	A Wake Forest	65 41
18	H Princeton	43 59					96	A Georgia Tech	75 72	216	H Niagara	70 54
20	A James Madison	64 80								264	H Loyola Maryland	84 46
										325	H Saint Francis (PA)	97 59
										346	H Delaware St.	93 58
LAST 12 Division I GAMES:												
202	A Wake Forest	65 41	102	H Boston College	78 70							
199	H Virginia Tech	53 35	29	H Syracuse	60 68							
8	A Louisville	35 48	96	A Georgia Tech	75 72							
74	A North Carolina St.	60 50	13	A Florida St.	43 58							
42	H Miami (FL)	81 66	14	H North Carolina	84 59							
12	A Duke	45 62	8	H Louisville	57 63							

Non-Div I Games:

Pittsburgh

■ Loss, 
■ Non-Conf, S Site, 
■ Home 
■ Away 
N Neutral



Average RPI Win:	<b>256</b>	WON-LOST	WINNING	LAST 10	STRENGTH OF	OPP. STRENGTH	TEAM	ADJ.	CONF.	ADJ CONF.
Average RPI Loss:	<b>124</b>	RECORD	PCT. RANK	GAMES	SCHEDULE	OF SCHEDULE	RPI	RPI	RPI	RPI
DIV. I ONLY	<b>4- 21</b>	<b>325</b>	<b>0- 6</b>	<b>150</b>	<b>102</b>	<b>292</b>	<b>292</b>	<b>8</b>	<b>8</b>	
DIV. I NON-CONF.	<b>2- 9</b>	<b>297</b>	<b>0- 0</b>	<b>121</b>	<b>150</b>	<b>268</b>	<b>268</b>	<b>8</b>	<b>8</b>	
TOTALS	RPI 1-25	RPI 26-50	W-L RECORDS	RPI 51-100	RPI 101-150	RPI 150+				
4- 21	0- 2	0- 3	OVERALL	0- 3	0- 5	4- 8				
3- 8	0- 1	0- 1	HOME	0- 2	0- 2	3- 2				
0- 13	0- 0	0- 1	AWAY	0- 0	0- 1	0- 1				
1- 0	0- 0	0- 0	NEUTRAL	0- 0	0- 0	1- 0				
2- 9	0- 2	0- 0	NON-CONFERENCE	0- 0	0- 5	2- 2				
1- 3	0- 1	0- 0	HOME	0- 0	0- 2	1- 0				
0- 6	0- 1	0- 0	AWAY	0- 0	0- 3	0- 2				
1- 0	0- 0	0- 0	NEUTRAL	0- 0	0- 0	1- 0				
2- 12	0- 0	0- 3	CONFERENCE	0- 3	0- 0	2- 6				
2- 5	0- 0	0- 1	HOME	0- 2	0- 0	2- 2				
0- 7	0- 0	0- 2	AWAY	0- 1	0- 0	0- 4				
0- 0	0- 0	0- 0	NEUTRAL	0- 0	0- 0	0- 0				

RPI 1-25				RPI 26-50				RPI 51-100				RPI 101+ Team's RPI: 292			
RPI	S	Opponent	Score	RPI	S	Opponent	Score	RPI	S	Opponent	Score	RPI	S	Opponent	Score
10	A	Oregon St.	65 <b>87</b>	41	A	Gonzaga	57 <b>79</b>	52	A	Pacific	69 <b>71</b>	108	A	CSUN	41 <b>45</b>
21	H	Washington	45 <b>80</b>	41	H	Gonzaga	63 <b>85</b>	64	H	BYU	79 <b>83</b>	118	H	Montana	55 <b>69</b>
				47	A	St. Mary's (CA)	53 <b>66</b>	66	H	San Diego	65 <b>87</b>	124	A	Boise St.	58 <b>94</b>
LAST 12 Division I GAMES:															
41	A	Gonzaga	57 <b>79</b>	52	A	Pacific	69 <b>71</b>	174	A	San Francisco	68 <b>85</b>	130	A	Cal Poly	67 <b>76</b>
276	A	Loyola Marymount	73 <b>77</b>	198	H	Pepperdine	80 61	174	H	San Francisco	44 <b>79</b>	142	H	Oregon	49 <b>72</b>
198	A	Pepperdine	72 <b>76</b>	276	H	Loyola Marymount	83 65	196	A	Santa Clara	68 <b>83</b>	153	A	Eastern Wash.	65 <b>72</b>
196	H	Santa Clara	55 <b>64</b>	174	A	San Francisco	68 <b>85</b>	196	H	Santa Clara	55 <b>64</b>	198	A	Pepperdine	72 <b>76</b>
174	H	San Francisco	44 <b>79</b>	41	H	Gonzaga	63 <b>85</b>	198	H	Pepperdine	80 61	242	N	Utah	58 50
47	A	St. Mary's (CA)	53 <b>66</b>	64	H	BYU	79 <b>83</b>	276	A	Loyola Marymount	73 <b>77</b>	276	H	Loyola Marymount	83 65
								277	A	Nevada	59 <b>84</b>	277	A	Nevada	59 <b>84</b>
								308	H	Portland St.	91 63	308	H	Portland St.	91 63

Non-Div I Games:

Portland

■ Loss, 
■ Non-Conf, 
■ S Site, 
■ H Home 
■ A Away 
N Neutral



Average RPI Win:	209	WON-LOST	WINNING	LAST 10	STRENGTH OF	OPP. STRENGTH	TEAM	ADJ.	CONF.	ADJ CONF.
Average RPI Loss:	176	RECORD	PCT. RANK	GAMES	SCHEDULE	OF SCHEDULE	RPI	RPI	RPI	RPI
DIV. I ONLY	3- 19	333	0- 3	145	268	308	308	21	21	
DIV. I NON-CONF.	2- 7	290	0- 1	70	281	222	222	22	22	
TOTALS	RPI 1-25	RPI 26-50	W-L RECORDS	RPI 51-100	RPI 101-150	RPI 150+				
3- 19	0- 1	0- 1	OVERALL	0- 1	1- 4	2- 12				
2- 8	0- 0	0- 0	HOME	0- 1	1- 2	1- 5				
1- 11	0- 0	0- 1	AWAY	0- 0	0- 0	1- 0				
0- 0	0- 0	0- 0	NEUTRAL	0- 0	0- 0	0- 0				
2- 7	0- 1	0- 1	NON-CONFERENCE	0- 1	0- 2	2- 2				
1- 2	0- 0	0- 0	HOME	0- 1	0- 1	1- 0				
1- 5	0- 1	0- 1	AWAY	0- 0	0- 1	1- 2				
0- 0	0- 0	0- 0	NEUTRAL	0- 0	0- 0	0- 0				
1- 12	0- 0	0- 0	CONFERENCE	0- 0	1- 2	0- 10				
1- 6	0- 0	0- 0	HOME	0- 0	1- 1	0- 5				
0- 6	0- 0	0- 0	AWAY	0- 0	0- 1	0- 5				
0- 0	0- 0	0- 0	NEUTRAL	0- 0	0- 0	0- 0				

RPI 1-25				RPI 26-50				RPI 51-100				RPI 101+ Team's RPI: 308			
RPI	S	Opponent	Score	RPI	S	Opponent	Score	RPI	S	Opponent	Score	RPI	S	Opponent	Score
18	A	Princeton	33 104	41	A	Gonzaga	41 73	80	H	South Dakota	57 86	101	H	Long Beach St.	58 62
												115	H	North Dakota	73 70
												118	A	Montana	31 72
												142	A	Oregon	56 63
												150	H	Sacramento St.	60 92
												153	A	Eastern Wash.	54 101
												153	H	Eastern Wash.	63 77
												183	H	Northern Colo.	54 68
												204	A	Montana St.	46 63
												206	A	Idaho	49 77
												206	H	Idaho	49 69
												220	H	Navy	56 50
												231	A	Southern Utah	74 86
												241	H	Idaho St.	53 65
												243	H	Weber St.	51 60
												266	A	Northern Ariz.	46 94
												291	A	Columbia	71 66
												292	A	Portland	63 91
												319	A	Seattle	47 54
LAST 12 Division I GAMES:															
		41	A	Gonzaga	41	73				241	H	Idaho St.	53	65	
		153	H	Eastern Wash.	63	77				243	H	Weber St.	51	60	
		206	H	Idaho	49	69				206	A	Idaho	49	77	
		150	H	Sacramento St.	60	92				153	A	Eastern Wash.	54	101	
		204	A	Montana St.	46	63				115	H	North Dakota	73	70	
		118	A	Montana	31	72				183	H	Northern Colo.	54	68	



Average RPI Win:	298	WON-LOST	WINNING	LAST 10	STRENGTH OF	OPP. STRENGTH	TEAM	ADJ.	CONF.	ADJ CONF.
Average RPI Loss:	160	RECORD	PCT. RANK	GAMES	SCHEDULE	OF SCHEDULE	RPI	RPI	RPI	RPI
DIV. I ONLY	8- 14	250	3- 4	240	296	237	237	33	33	
DIV. I NON-CONF.	2- 9	297	0- 1	64	39	177	177	31	31	
TOTALS	RPI 1-25	RPI 26-50	W-L RECORDS	RPI 51-100	RPI 101-150	RPI 150+				
8- 14	0- 4	0- 0	OVERALL	0- 2	0- 0	8- 8				
4- 1	0- 0	0- 0	HOME	0- 0	0- 0	4- 1				
4- 11	0- 0	0- 0	AWAY	0- 1	0- 0	4- 4				
0- 2	0- 2	0- 0	NEUTRAL	0- 0	0- 0	0- 0				
2- 9	0- 4	0- 0	NON-CONFERENCE	0- 2	0- 0	2- 3				
0- 0	0- 0	0- 0	HOME	0- 0	0- 0	0- 0				
2- 7	0- 2	0- 0	AWAY	0- 2	0- 0	2- 3				
0- 2	0- 2	0- 0	NEUTRAL	0- 0	0- 0	0- 0				
6- 5	0- 0	0- 0	CONFERENCE	0- 0	0- 0	6- 5				
4- 1	0- 0	0- 0	HOME	0- 0	0- 0	4- 1				
2- 4	0- 0	0- 0	AWAY	0- 0	0- 0	2- 4				
0- 0	0- 0	0- 0	NEUTRAL	0- 0	0- 0	0- 0				

RPI	S	Opponent	Score	RPI	S	Opponent	Score	RPI	S	Opponent	Score	RPI	S	Opponent	Score
2	A	Baylor	64 108					79	A	TCU	50 56	154	A	Stephen F. Austin	73 83
14	N	North Carolina	45 81					82	A	Hawaii	58 72	203	A	Texas Southern	55 70
22	A	Texas A&M	41 59									203	H	Texas Southern	63 61
25	N	Stanford	45 88									249	A	UTEP	48 86
												254	A	Southern U.	51 67
												256	A	Rice	58 70
												272	A	Houston	61 56
												284	A	Jackson St.	60 65
												284	H	Jackson St.	82 65
												288	H	Alabama St.	65 73
												294	H	Grambling	85 57
												303	A	Sam Houston St.	70 53
												332	A	Alcorn	46 68
												337	A	Ark.-Pine Bluff	83 66
												341	H	Alabama A&M	81 64
												349	A	Mississippi Val.	78 61
LAST 12 Division I GAMES:															
284	A	Jackson St.	60 65	82	A	Hawaii	58 72								
203	A	Texas Southern	55 70	288	H	Alabama St.	65 73								
337	A	Ark.-Pine Bluff	83 66	341	H	Alabama A&M	81 64								
284	H	Jackson St.	82 65	349	A	Mississippi Val.	78 61								
203	H	Texas Southern	63 61	294	H	Grambling	85 57								
332	A	Alcorn	46 68	254	A	Southern U.	51 67								

Non-Div I Games: Schreiner 90 38

Prairie View

Loss, Non-Conf, S Site, H Home A Away N Neutral



Average RPI Win:	298	WON-LOST	WINNING	LAST 10	STRENGTH OF	OPP. STRENGTH	TEAM	ADJ.	CONF.	ADJ CONF.
Average RPI Loss:	190	RECORD	PCT. RANK	GAMES	SCHEDULE	OF SCHEDULE	RPI	RPI	RPI	RPI
DIV. I ONLY	11- 13	205	5- 5	262	349	238	238	29	29	
DIV. I NON-CONF.	3- 4	197	0- 0	252	345	190	190	32	32	
TOTALS	RPI 1-25	RPI 26-50	W-L RECORDS	RPI 51-100	RPI 101-150	RPI 150+				
11- 13	0- 0	0- 0	OVERALL	0- 2	0- 1	11- 10				
8- 2	0- 0	0- 0	HOME	0- 1	0- 0	8- 1				
3- 11	0- 0	0- 0	AWAY	0- 1	0- 1	3- 9				
0- 0	0- 0	0- 0	NEUTRAL	0- 0	0- 0	0- 0				
3- 4	0- 0	0- 0	NON-CONFERENCE	0- 0	0- 1	3- 3				
1- 0	0- 0	0- 0	HOME	0- 0	0- 0	1- 0				
2- 4	0- 0	0- 0	AWAY	0- 0	0- 1	2- 3				
0- 0	0- 0	0- 0	NEUTRAL	0- 0	0- 0	0- 0				
8- 9	0- 0	0- 0	CONFERENCE	0- 2	0- 0	8- 7				
7- 2	0- 0	0- 0	HOME	0- 1	0- 0	7- 1				
1- 7	0- 0	0- 0	AWAY	0- 1	0- 0	1- 6				
0- 0	0- 0	0- 0	NEUTRAL	0- 0	0- 0	0- 0				

RPI S	Opponent	Score	RPI S	Opponent	Score	RPI S	Opponent	Score	RPI S	Opponent	Score	Team's RPI: 238
						83	A Liberty	42 59	123	A VCU	36 55	
						83	H Liberty	41 63	155	A Old Dominion	26 41	
									178	A Xavier	43 45	
									190	A High Point	49 54	
									190	H High Point	78 59	
									195	A Radford	68 75	
									195	H Radford	35 43	
									208	A Charlotte	50 66	
									221	A Winthrop	51 54	
									226	A Campbell	45 58	
									226	H Campbell	51 42	
									281	A Gardner-Webb	47 50	
									281	H Gardner-Webb	55 50	
									282	H South Carolina St.	46 33	
									311	A Western Caro.	51 44	
									317	A Coastal Caro.	84 78	
									317	H Coastal Caro.	78 56	
									326	A UNC Asheville	46 59	
									326	H UNC Asheville	69 57	
									331	A N.C. Central	45 33	
									347	H Longwood	53 48	
									348	H Charleston So.	71 40	
LAST 12 Division I GAMES:												
			83	H Liberty	41 63		226	H Campbell	51 42			
			317	H Coastal Caro.	78 56		221	A Winthrop	51 54			
			195	A Radford	68 75		348	H Charleston So.	71 40			
			190	H High Point	78 59		347	H Longwood	53 48			
			281	A Gardner-Webb	47 50		317	A Coastal Caro.	84 78			
			326	A UNC Asheville	46 59		195	H Radford	35 43			

Non-Div I Games: Southern Wesleyan 81 50 Allen 120 45

Presbyterian

Loss, Non-Conf, S Site, H Home A Away N Neutral



Average RPI Win:	158	WON-LOST	WINNING	LAST 10	STRENGTH OF	OPP. STRENGTH	TEAM	ADJ.	CONF.	ADJ CONF.
Average RPI Loss:	0	RECORD	PCT. RANK	GAMES	SCHEDULE	OF SCHEDULE	RPI	RPI	RPI	RPI
DIV. I ONLY	23- 0	1	10- 0	143	80	18	18	9	9	
DIV. I NON-CONF.	16- 0	1	5- 0	163	53	17	17	10	10	
TOTALS	RPI 1-25	RPI 26-50	W-L RECORDS	RPI 51-100	RPI 101-150	RPI 150+				
23- 0	0- 0	1- 0	OVERALL	8- 0	2- 0	12- 0				
7- 0	0- 0	0- 0	HOME	3- 0	0- 0	4- 0				
12- 0	0- 0	1- 0	AWAY	5- 0	1- 0	5- 0				
4- 0	0- 0	0- 0	NEUTRAL	0- 0	1- 0	3- 0				
16- 0	0- 0	1- 0	NON-CONFERENCE	6- 0	1- 0	8- 0				
4- 0	0- 0	0- 0	HOME	1- 0	0- 0	3- 0				
8- 0	0- 0	1- 0	AWAY	5- 0	0- 0	2- 0				
4- 0	0- 0	0- 0	NEUTRAL	0- 0	1- 0	3- 0				
7- 0	0- 0	0- 0	CONFERENCE	2- 0	1- 0	4- 0				
3- 0	0- 0	0- 0	HOME	2- 0	0- 0	1- 0				
4- 0	0- 0	0- 0	AWAY	0- 0	1- 0	3- 0				
0- 0	0- 0	0- 0	NEUTRAL	0- 0	0- 0	0- 0				

RPI S	Opponent	Score	RPI S	Opponent	Score	RPI S	Opponent	Score	RPI S	Opponent	Score
			31 A	Pittsburgh	59 43	53 A	Duquesne	79 62	117 A	Yale	56 50
						54 A	Michigan	85 55	118 N	Montana	80 55
						70 H	Penn	83 54	152 N	Hartford	64 51
						75 A	American	63 56	159 A	Harvard	96 46
						78 H	Drexel	59 43	171 A	Dartmouth	83 65
						81 A	Fordham	67 53	172 A	Delaware	87 59
						97 A	Hampton	75 63	202 N	Wake Forest	72 55
						98 H	Cornell	75 47	208 N	Charlotte	73 43
									229 A	Brown	86 58
									258 A	Monmouth	84 53
									286 H	Georgetown	83 54
									291 H	Columbia	83 44
									308 H	Portland St.	104 33
									320 H	Binghamton	96 58
LAST 12 Division I GAMES:											
117 A	Yale	56 50	70 H	Penn	83 54						
229 A	Brown	86 58	97 A	Hampton	75 63						
98 H	Cornell	75 47	81 A	Fordham	67 53						
291 H	Columbia	83 44	152 N	Hartford	64 51						
171 A	Dartmouth	83 65	258 A	Monmouth	84 53						
159 A	Harvard	96 46	308 H	Portland St.	104 33						

Non-Div I Games:

Princeton

■ Loss, 
 ■ Non-Conf, S Site, 
 ■ Home 
 ■ Away 
 N Neutral



Providence

Through Games Of Feb. 15, 2015

Average RPI Win:	172	WON-LOST	WINNING	LAST 10	STRENGTH OF	OPP. STRENGTH	TEAM	ADJ.	CONF.	ADJ CONF.
Average RPI Loss:	109	RECORD	PCT. RANK	GAMES	SCHEDULE	OF SCHEDULE	RPI	RPI	RPI	RPI
DIV. I ONLY	5- 20	311	1- 9	45	90	236	236	10	10	
DIV. I NON-CONF.	3- 8	263	0- 0	46	69	202	202	9	9	
TOTALS	RPI 1-25	RPI 26-50	W-L RECORDS	RPI 51-100	RPI 101-150	RPI 150+				
5- 20	0- 2	0- 2	OVERALL	2- 6	0- 5	3- 5				
4- 7	0- 0	0- 1	HOME	2- 2	0- 2	2- 2				
1- 13	0- 2	0- 1	AWAY	0- 4	0- 3	1- 3				
0- 0	0- 0	0- 0	NEUTRAL	0- 0	0- 0	0- 0				
3- 8	0- 2	0- 0	NON-CONFERENCE	1- 1	0- 3	2- 2				
3- 2	0- 0	0- 0	HOME	1- 0	0- 1	2- 1				
0- 6	0- 2	0- 0	AWAY	0- 1	0- 2	0- 1				
0- 0	0- 0	0- 0	NEUTRAL	0- 0	0- 0	0- 0				
2- 12	0- 0	0- 2	CONFERENCE	1- 5	0- 2	1- 3				
1- 5	0- 0	0- 1	HOME	1- 2	0- 1	0- 1				
1- 7	0- 0	0- 1	AWAY	0- 3	0- 1	1- 2				
0- 0	0- 0	0- 0	NEUTRAL	0- 0	0- 0	0- 0				

RPI 1-25				RPI 26-50				RPI 51-100				RPI 101+ Team's RPI: 236			
RPI	S	Opponent	Score	RPI	S	Opponent	Score	RPI	S	Opponent	Score	RPI	S	Opponent	Score
15	A	Dayton	56 72	44	A	Seton Hall	40 67	53	H	Duquesne	67 56	102	A	Boston College	51 79
16	A	FGCU	58 68	44	H	Seton Hall	67 68	59	A	DePaul	42 90	112	H	Rhode Island	56 63
								69	A	Creighton	57 84	126	A	Butler	61 66
								69	H	Creighton	54 65	126	H	Butler	59 67
								86	H	Villanova	51 49	148	A	Bryant	80 90
								87	A	St. John's (NY)	49 70	152	A	Hartford	54 57
								87	H	St. John's (NY)	52 68	178	A	Xavier	59 71
								90	A	Richmond	59 75	178	H	Xavier	57 68
												199	H	Virginia Tech	69 72
												228	H	UMass Lowell	66 54
												229	H	Brown	78 69
												262	A	Marquette	66 58
												286	A	Georgetown	61 69
LAST 12 Division I GAMES:															
69	A	Creighton	57 84	262	A	Marquette	66 58								
87	A	St. John's (NY)	49 70	69	H	Creighton	54 65								
44	A	Seton Hall	40 67	44	H	Seton Hall	67 68								
178	H	Xavier	57 68	286	A	Georgetown	61 69								
126	H	Butler	59 67	178	A	Xavier	59 71								
59	A	DePaul	42 90	126	A	Butler	61 66								

Non-Div I Games:

Providence

Loss, Non-Conf, S Site, H Home A Away N Neutral



Average RPI Win:	139	WON-LOST	WINNING	LAST 10	STRENGTH OF	OPP. STRENGTH	TEAM	ADJ.	CONF.	ADJ CONF.
Average RPI Loss:	51	RECORD	PCT. RANK	GAMES	SCHEDULE	OF SCHEDULE	RPI	RPI	RPI	RPI
DIV. I ONLY	10- 15	232	1- 9	5	33	94	94	4	4	
DIV. I NON-CONF.	7- 4	107	0- 0	12	28	55	55	2	2	
TOTALS	RPI 1-25	RPI 26-50	W-L RECORDS	RPI 51-100	RPI 101-150	RPI 150+				
10- 15	0- 6	1- 6	OVERALL	4- 0	3- 2	2- 1				
6- 8	0- 2	0- 4	HOME	2- 0	2- 1	2- 1				
3- 6	0- 3	1- 2	AWAY	1- 0	1- 1	0- 0				
1- 1	0- 1	0- 0	NEUTRAL	1- 0	0- 0	0- 0				
7- 4	0- 4	0- 0	NON-CONFERENCE	3- 0	2- 0	2- 0				
5- 2	0- 2	0- 0	HOME	2- 0	1- 0	2- 0				
1- 1	0- 1	0- 0	AWAY	0- 0	1- 0	0- 0				
1- 1	0- 1	0- 0	NEUTRAL	1- 0	0- 0	0- 0				
3- 11	0- 2	1- 6	CONFERENCE	1- 0	1- 2	0- 1				
1- 6	0- 0	0- 4	HOME	0- 0	1- 1	0- 1				
2- 5	0- 2	1- 2	AWAY	1- 0	0- 1	0- 0				
0- 0	0- 0	0- 0	NEUTRAL	0- 0	0- 0	0- 0				

RPI 1-25				RPI 26-50				RPI 51-100				RPI 101+			
RPI	S	Opponent	Score	RPI	S	Opponent	Score	RPI	S	Opponent	Score	RPI	S	Opponent	Score
5	A	Maryland	64 88	33	A	Nebraska	59 69	85	H	Kansas	61 48	121	H	Toledo	66 48
7	A	Iowa	59 73	35	A	Rutgers	49 78	88	A	Illinois	62 55	135	H	Wisconsin	56 65
13	H	Florida St.	64 67	35	H	Rutgers	49 58	91	H	Wright St.	70 46	136	A	Ball St.	66 60
15	A	Dayton	61 63	36	H	Ohio St.	71 79	100	N	Texas Tech	69 53	145	A	Indiana	55 72
17	N	George Washington	59 79	37	H	Northwestern	65 73					145	H	Indiana	86 64
23	H	Green Bay	78 81	40	A	Minnesota	90 88					193	H	Penn St.	50 54
				40	H	Minnesota	68 81					271	H	UC Irvine	69 44
												310	H	Denver	65 51
LAST 12 Division I GAMES:															
35	A	Rutgers	49 78	40	A	Minnesota	90 88								
37	H	Northwestern	65 73	33	A	Nebraska	59 69								
193	H	Penn St.	50 54	135	H	Wisconsin	56 65								
145	A	Indiana	55 72	7	A	Iowa	59 73								
35	H	Rutgers	49 58	5	A	Maryland	64 88								
36	H	Ohio St.	71 79	145	H	Indiana	86 64								

Non-Div I Games:

Purdue

■ Loss, 
 ■ Non-Conf, 
 ■ S Site, 
 ■ H Home 
 ■ A Away 
 N Neutral



Quinnipiac

Through Games Of Feb. 15, 2015

Average RPI Win:	184	WON-LOST	WINNING	LAST 10	STRENGTH OF	OPP. STRENGTH	TEAM	ADJ.	CONF.	ADJ CONF.
Average RPI Loss:	59	RECORD	PCT. RANK	GAMES	SCHEDULE	OF SCHEDULE	RPI	RPI	RPI	RPI
DIV. I ONLY	23- 3	10	9- 0	96	147	30	30	24	24	
DIV. I NON-CONF.	8- 3	71	0- 0	17	20	23	23	23	23	
TOTALS	RPI 1-25	RPI 26-50	W-L RECORDS	RPI 51-100	RPI 101-150	RPI 150+				
23- 3	0- 2	0- 0	OVERALL	4- 0	3- 0	16- 1				
13- 0	0- 0	0- 0	HOME	4- 0	1- 0	8- 0				
8- 1	0- 0	0- 0	AWAY	0- 0	2- 0	6- 0				
2- 2	0- 1	0- 0	NEUTRAL	0- 0	0- 0	2- 1				
8- 3	0- 2	0- 0	NON-CONFERENCE	4- 0	1- 0	3- 1				
4- 0	0- 0	0- 0	HOME	4- 0	0- 0	0- 0				
2- 1	0- 1	0- 0	AWAY	0- 0	1- 0	1- 0				
2- 2	0- 1	0- 0	NEUTRAL	0- 0	0- 0	2- 1				
15- 0	0- 0	0- 0	CONFERENCE	0- 0	2- 0	13- 0				
9- 0	0- 0	0- 0	HOME	0- 0	1- 0	8- 0				
6- 0	0- 0	0- 0	AWAY	0- 0	1- 0	5- 0				
0- 0	0- 0	0- 0	NEUTRAL	0- 0	0- 0	0- 0				

RPI 1-25				RPI 26-50		Team's RPI: 30		RPI 51-100				RPI 101+			
RPI	S	Opponent	Score	RPI	S	Opponent	Score	RPI	S	Opponent	Score	RPI	S	Opponent	Score
3	A	Notre Dame	52 112					78	H	Drexel	74 50	119	A	Saint Joseph's	69 67
16	N	FGCU	65 71					84	H	Albany (NY)	66 62	129	A	Marist	80 62
								95	H	Army	79 64	129	H	Marist	73 55
								97	H	Hampton	87 59	152	A	Hartford	70 58
												159	N	Harvard	83 87
												161	N	Alabama	73 66
												170	A	Fairfield	67 66
												170	H	Fairfield	83 43
												176	H	Iona	85 74
												179	A	Siena	87 62
												179	H	Siena	78 65
												188	N	Holy Cross	74 67
												216	A	Niagara	71 68
												216	H	Niagara	80 66
												252	A	Canisius	86 66
												252	H	Canisius	88 85
												258	H	Monmouth	94 53
												274	H	Rider	96 54
												321	H	Manhattan	85 51
												338	A	Saint Peter's	81 50
LAST 12 Division I GAMES:															
252	H	Canisius	88 85	129	H	Marist	73 55								
129	A	Marist	80 62	321	H	Manhattan	85 51								
176	H	Iona	85 74	170	H	Fairfield	83 43								
274	H	Rider	96 54	216	A	Niagara	71 68								
338	A	Saint Peter's	81 50	252	A	Canisius	86 66								
179	A	Siena	87 62	258	H	Monmouth	94 53								

Non-Div I Games:

Quinnipiac

Loss, Non-Conf, S Site, H Home A Away N Neutral



RPI 1-25				RPI 26-50				RPI 51-100				RPI 101+				Team's RPI: 195	
RPI	S	Opponent	Score	RPI	S	Opponent	Score	RPI	S	Opponent	Score	RPI	S	Opponent	Score		
				31	A	Pittsburgh	47 72	63	H	Youngstown St.	44 70	103	A	Virginia	47 75		
								83	A	Liberty	39 75	139	A	Appalachian St.	68 67		
								83	H	Liberty	63 72	166	H	William & Mary	71 81		
												190	H	High Point	61 58		
												199	A	Virginia Tech	60 73		
												221	H	Winthrop	55 47		
												226	A	Campbell	62 65		
												238	A	Presbyterian	43 35		
												238	H	Presbyterian	75 68		
												273	H	Norfolk St.	74 65		
												281	A	Gardner-Webb	76 60		
												281	H	Gardner-Webb	59 49		
												307	H	Wofford	60 59		
												317	A	Coastal Caro.	52 43		
												317	H	Coastal Caro.	42 75		
												326	A	UNC Asheville	67 65		
												347	A	Longwood	78 60		
												347	H	Longwood	55 45		
												348	A	Charleston So.	64 57		
												348	H	Charleston So.	53 51		
LAST 12 Division I GAMES:																	
				348	A	Charleston So.	64 57	190	H	High Point	61 58						
				347	H	Longwood	55 45	326	A	UNC Asheville	67 65						
				238	H	Presbyterian	75 68	226	A	Campbell	62 65						
				317	A	Coastal Caro.	52 43	221	H	Winthrop	55 47						
				83	A	Liberty	39 75	347	A	Longwood	78 60						
				281	H	Gardner-Webb	59 49	238	A	Presbyterian	43 35						

Radford

Radford

Page 233



## Rhode Island

Through Games Of Feb. 15, 2015

Average RPI Win:	196	WON-LOST	WINNING	LAST 10	STRENGTH OF	OPP. STRENGTH	TEAM	ADJ.	CONF.	ADJ CONF.
Average RPI Loss:	114	RECORD	PCT. RANK	GAMES	SCHEDULE	OF SCHEDULE	RPI	RPI	RPI	RPI
DIV. I ONLY	15- 9	96	6- 4	161	114	112	112	6	6	
DIV. I NON-CONF.	8- 4	92	0- 0	277	241	164	164	6	6	
TOTALS	RPI 1-25	RPI 26-50	W-L RECORDS	RPI 51-100	RPI 101-150	RPI 150+				
15- 9	0- 2	0- 0	OVERALL	2- 2	3- 3	10- 2				
8- 5	0- 1	0- 0	HOME	2- 2	2- 1	4- 1				
6- 4	0- 1	0- 0	AWAY	0- 0	1- 2	5- 1				
1- 0	0- 0	0- 0	NEUTRAL	0- 0	0- 0	1- 0				
8- 4	0- 0	0- 0	NON-CONFERENCE	0- 1	2- 1	6- 2				
3- 3	0- 0	0- 0	HOME	0- 1	1- 1	2- 1				
4- 1	0- 0	0- 0	AWAY	0- 0	1- 0	3- 1				
1- 0	0- 0	0- 0	NEUTRAL	0- 0	0- 0	1- 0				
7- 5	0- 2	0- 0	CONFERENCE	2- 1	1- 2	4- 0				
5- 2	0- 1	0- 0	HOME	2- 1	1- 0	2- 0				
2- 3	0- 1	0- 0	AWAY	0- 0	0- 2	2- 0				
0- 0	0- 0	0- 0	NEUTRAL	0- 0	0- 0	0- 0				

RPI	S	Opponent	Score	RPI	S	Opponent	Score	RPI	S	Opponent	Score	RPI	S	Opponent	Score
15	A	Dayton	33 77					51	H	East Carolina	38 66	119	H	Saint Joseph's	63 61
17	H	George Washington	49 59					53	H	Duquesne	62 61	123	A	VCU	48 64
								81	H	Fordham	71 56	127	H	Marshall	45 61
								90	H	Richmond	50 54	140	A	St. Bonaventure	59 73
												144	H	Central Conn. St.	58 46
												148	A	Bryant	60 56
												171	H	Dartmouth	44 54
												187	H	La Salle	55 54
												189	H	Massachusetts	70 58
												223	A	George Mason	57 45
												227	N	Towson	60 49
												228	A	UMass Lowell	75 66
												229	H	Brown	65 61
												236	A	Providence	63 56
												245	A	Davidson	71 62
												291	A	Columbia	69 79
												313	A	LIU Brooklyn	66 49
												316	H	Boston U.	56 48
LAST 12 Division I GAMES:															
81	H	Fordham	71 56	15	A	Dayton	33 77	187	H	La Salle	55 54	17	H	George Washington	49 59
119	H	Saint Joseph's	63 61	245	A	Davidson	71 62	123	A	VCU	48 64	53	H	Duquesne	62 61
140	A	St. Bonaventure	59 73	50	H	Richmond	50 54	57	H	George Mason	57 45				

Non-Div I Games:

Rhode Island

■ Loss, 
 ■ Non-Conf, S Site, 
 ■ Home 
 ■ Away 
 N Neutral



Average RPI Win:	251	WON-LOST	WINNING	LAST 10	STRENGTH OF	OPP. STRENGTH	TEAM	ADJ.	CONF.	ADJ CONF.
Average RPI Loss:	143	RECORD	PCT. RANK	GAMES	SCHEDULE	OF SCHEDULE	RPI	RPI	RPI	RPI
DIV. I ONLY	7- 16	280	1- 9	119	252	256	256	17	17	
DIV. I NON-CONF.	5- 6	177	0- 0	102	328	196	196	17	17	
TOTALS	RPI 1-25	RPI 26-50	W-L RECORDS	RPI 51-100	RPI 101-150	RPI 150+				
7- 16	0- 1	0- 3	OVERALL	0- 2	0- 2	7- 8				
6- 6	0- 0	0- 2	HOME	0- 0	0- 1	6- 3				
1- 10	0- 1	0- 1	AWAY	0- 2	0- 1	1- 5				
0- 0	0- 0	0- 0	NEUTRAL	0- 0	0- 0	0- 0				
5- 6	0- 1	0- 2	NON-CONFERENCE	0- 0	0- 0	5- 3				
5- 2	0- 0	0- 1	HOME	0- 0	0- 0	5- 1				
0- 4	0- 1	0- 1	AWAY	0- 0	0- 0	0- 2				
0- 0	0- 0	0- 0	NEUTRAL	0- 0	0- 0	0- 0				
2- 10	0- 0	0- 1	CONFERENCE	0- 2	0- 2	2- 5				
1- 4	0- 0	0- 1	HOME	0- 0	0- 1	1- 2				
1- 6	0- 0	0- 0	AWAY	0- 2	0- 1	1- 3				
0- 0	0- 0	0- 0	NEUTRAL	0- 0	0- 0	0- 0				

RPI 1-25				RPI 26-50				RPI 51-100				RPI 101+ Team's RPI: 256			
RPI	S	Opponent	Score	RPI	S	Opponent	Score	RPI	S	Opponent	Score	RPI	S	Opponent	Score
22	A	Texas A&M	55 76	28	A	Texas	54 77	55	A	Middle Tenn.	61 79	113	A	Louisiana Tech	71 88
				34	H	Western Ky.	76 83	93	A	Southern Miss.	54 65	127	H	Marshall	69 72
				39	H	UALR	40 55					154	H	Stephen F. Austin	59 70
												155	H	Old Dominion	55 62
												177	A	UTSA	62 58
												184	H	Lamar	97 63
												203	A	Texas Southern	63 69
												207	A	UAB	59 75
												208	H	Charlotte	59 62
												232	H	McNeese St.	57 55
												237	H	Prairie View	70 58
												249	A	UTEP	51 54
												270	H	A&M-Corpus Christi	59 54
												272	A	Houston	58 59
												323	A	North Texas	48 53
												323	H	North Texas	58 55
												332	H	Alcorn	61 33
LAST 12 Division I GAMES:															
207	A	UAB	59 75	93	A	Southern Miss.	54 65	208	H	Charlotte	59 62				
55	A	Middle Tenn.	61 79	155	H	Old Dominion	55 62	323	A	North Texas	48 53				
34	H	Western Ky.	76 83	249	A	UTEP	51 54	177	A	UTSA	62 58				
127	H	Marshall	69 72												
323	H	North Texas	58 55												
113	A	Louisiana Tech	71 88												

Non-Div I Games:

Rice

■ Loss, 
■ Non-Conf, 
■ S Site, 
■ H Home 
■ A Away 
N Neutral



Average RPI Win:	208	WON-LOST	WINNING	LAST 10	STRENGTH OF	OPP. STRENGTH	TEAM	ADJ.	CONF.	ADJ CONF.
Average RPI Loss:	54	RECORD	PCT. RANK	GAMES	SCHEDULE	OF SCHEDULE	RPI	RPI	RPI	RPI
DIV. I ONLY	16- 9	89	7- 3	132	79	90	90	6	6	
DIV. I NON-CONF.	8- 5	123	0- 1	269	90	146	146	6	6	
TOTALS	RPI 1-25	RPI 26-50	W-L RECORDS	RPI 51-100	RPI 101-150	RPI 150+				
16- 9	0- 4	0- 1	OVERALL	0- 3	4- 1	12- 0				
10- 2	0- 1	0- 0	HOME	0- 1	3- 0	7- 0				
6- 5	0- 0	0- 0	AWAY	0- 1	1- 0	5- 0				
0- 2	0- 0	0- 1	NEUTRAL	0- 0	0- 1	0- 0				
8- 5	0- 1	0- 1	NON-CONFERENCE	0- 2	0- 1	8- 0				
4- 1	0- 0	0- 0	HOME	0- 1	0- 0	4- 0				
4- 2	0- 1	0- 0	AWAY	0- 1	0- 0	4- 0				
0- 2	0- 0	0- 1	NEUTRAL	0- 0	0- 1	0- 0				
8- 4	0- 3	0- 0	CONFERENCE	0- 1	4- 0	4- 0				
6- 1	0- 1	0- 0	HOME	0- 0	3- 0	3- 0				
2- 3	0- 2	0- 0	AWAY	0- 1	1- 0	1- 0				
0- 0	0- 0	0- 0	NEUTRAL	0- 0	0- 0	0- 0				

RPI 1-25				RPI 26-50				RPI 51-100 Team's RPI: 90				RPI 101+			
RPI	S	Opponent	Score	RPI	S	Opponent	Score	RPI	S	Opponent	Score	RPI	S	Opponent	Score
15	A	Dayton	41 79	38	N	Arkansas	55 74	70	A	Penn	47 49	112	A	Rhode Island	54 50
15	H	Dayton	62 76					81	A	Fordham	64 65	123	H	VCU	67 63
17	A	George Washington	67 77					97	H	Hampton	53 64	137	N	Central Mich.	56 61
20	A	James Madison	68 79									138	H	Saint Louis	75 72
												140	H	St. Bonaventure	67 61
												166	A	William & Mary	59 56
												187	H	La Salle	72 60
												189	H	Massachusetts	64 44
												202	H	Wake Forest	79 72
												207	A	UAB	71 65
												223	H	George Mason	77 49
												236	H	Providence	75 59
												245	A	Davidson	56 48
												253	A	UNCW	77 67
												269	A	Eastern Ky.	70 56
												286	H	Georgetown	65 57
												347	H	Longwood	80 50
LAST 12 Division I GAMES:															
187	H	La Salle	72 60	189	H	Massachusetts	64 44								
15	A	Dayton	41 79	245	A	Davidson	56 48								
138	H	Saint Louis	75 72	223	H	George Mason	77 49								
123	H	VCU	67 63	70	A	Penn	47 49								
112	A	Rhode Island	54 50	17	A	George Washington	67 77								
15	H	Dayton	62 76	140	H	St. Bonaventure	67 61								

Non-Div I Games:

Richmond



Average RPI Win:	249	WON-LOST	WINNING	LAST 10	STRENGTH OF	OPP. STRENGTH	TEAM	ADJ.	CONF.	ADJ CONF.
Average RPI Loss:	202	RECORD	PCT. RANK	GAMES	SCHEDULE	OF SCHEDULE	RPI	RPI	RPI	RPI
DIV. I ONLY	10- 16	239	7- 3	329	234	274	274	24	24	
DIV. I NON-CONF.	3- 7	250	0- 0	323	247	286	286	23	23	
TOTALS	RPI 1-25	RPI 26-50	W-L RECORDS	RPI 51-100	RPI 101-150	RPI 150+				
10- 16	0- 0	0- 2	OVERALL	0- 0	0- 1	10- 13				
5- 5	0- 0	0- 0	HOME	0- 0	0- 0	5- 5				
5- 10	0- 0	0- 2	AWAY	0- 0	0- 1	5- 7				
0- 1	0- 0	0- 0	NEUTRAL	0- 0	0- 0	0- 1				
3- 7	0- 0	0- 1	NON-CONFERENCE	0- 0	0- 0	3- 6				
1- 1	0- 0	0- 0	HOME	0- 0	0- 0	1- 1				
2- 5	0- 0	0- 1	AWAY	0- 0	0- 0	2- 4				
0- 1	0- 0	0- 0	NEUTRAL	0- 0	0- 0	0- 1				
7- 9	0- 0	0- 1	CONFERENCE	0- 0	0- 1	7- 7				
4- 4	0- 0	0- 0	HOME	0- 0	0- 0	4- 4				
3- 5	0- 0	0- 1	AWAY	0- 0	0- 1	3- 3				
0- 0	0- 0	0- 0	NEUTRAL	0- 0	0- 0	0- 0				

RPI 1-25			RPI 26-50			RPI 51-100			RPI 101+ Team's RPI: 274		
RPI	S	Opponent	Score	RPI	S	Opponent	Score	RPI	S	Opponent	Score
				30	A	Quinnipiac	54 96	129	A	Marist	46 60
				44	A	Seton Hall	47 66	155	A	Old Dominion	59 56
								170	A	Fairfield	40 43
								170	H	Fairfield	47 59
								172	A	Delaware	53 68
								176	A	Iona	85 81
								176	H	Iona	51 71
								179	A	Siena	56 49
								179	H	Siena	43 65
								193	A	Penn St.	51 85
								200	H	Lafayette	48 66
								216	H	Niagara	61 56
								227	A	Towson	51 53
								252	H	Canisius	52 51
								258	A	Monmouth	65 55
								258	H	Monmouth	62 66
								279	H	UMBC	67 55
								297	N	St. Francis Brooklyn	60 71
								313	A	LIU Brooklyn	59 56
								320	A	Binghamton	67 72
								321	A	Manhattan	52 55
								321	H	Manhattan	65 40
								338	A	Saint Peter's	49 50
								338	H	Saint Peter's	54 49
LAST 12 Division I GAMES:											
				321	H	Manhattan	65 40				
				258	A	Monmouth	65 55				
				338	H	Saint Peter's	54 49				
				30	A	Quinnipiac	54 96				
				179	H	Siena	43 65				
				252	H	Canisius	52 51				
				179	A	Siena	56 49				
				170	A	Fairfield	40 43				
				176	A	Iona	85 81				
				216	H	Niagara	61 56				
				170	H	Fairfield	47 59				
				258	H	Monmouth	62 66				

Non-Div I Games:

Rider

■ Loss, 
■ Non-Conf, 
■ S Site, 
■ H Home 
■ A Away 
N Neutral



Average RPI Win:	276	WON-LOST	WINNING	LAST 10	STRENGTH OF	OPP. STRENGTH	TEAM	ADJ.	CONF.	ADJ CONF.
Average RPI Loss:	125	RECORD	PCT. RANK	GAMES	SCHEDULE	OF SCHEDULE	RPI	RPI	RPI	RPI
DIV. I ONLY	13- 11	148	10- 0	236	277	168	168	27	27	
DIV. I NON-CONF.	2- 9	297	0- 0	106	143	226	226	27	27	
TOTALS	RPI 1-25	RPI 26-50	W-L RECORDS	RPI 51-100	RPI 101-150	RPI 150+				
13- 11	0- 1	0- 0	OVERALL	0- 4	2- 3	11- 3				
6- 3	0- 0	0- 0	HOME	0- 2	2- 0	4- 1				
7- 8	0- 1	0- 0	AWAY	0- 2	0- 3	7- 2				
0- 0	0- 0	0- 0	NEUTRAL	0- 0	0- 0	0- 0				
2- 9	0- 1	0- 0	NON-CONFERENCE	0- 4	0- 2	2- 2				
0- 3	0- 0	0- 0	HOME	0- 2	0- 0	0- 1				
2- 6	0- 1	0- 0	AWAY	0- 2	0- 2	2- 1				
0- 0	0- 0	0- 0	NEUTRAL	0- 0	0- 0	0- 0				
11- 2	0- 0	0- 0	CONFERENCE	0- 0	2- 1	9- 1				
6- 0	0- 0	0- 0	HOME	0- 0	2- 0	4- 0				
5- 2	0- 0	0- 0	AWAY	0- 0	0- 1	5- 1				
0- 0	0- 0	0- 0	NEUTRAL	0- 0	0- 0	0- 0				

RPI 1-25				RPI 26-50				RPI 51-100				RPI 101+ Team's RPI: 168			
RPI	S	Opponent	Score	RPI	S	Opponent	Score	RPI	S	Opponent	Score	RPI	S	Opponent	Score
7	A	Iowa	67 85					53	H	Duquesne	57 71	106	A	Hofstra	51 71
								63	H	Youngstown St.	65 73	127	A	Marshall	46 62
								88	A	Illinois	48 66	144	A	Central Conn. St.	46 63
								98	A	Cornell	59 70	144	H	Central Conn. St.	60 48
												148	H	Bryant	87 84
												178	A	Xavier	65 70
												187	H	La Salle	61 75
												205	H	Sacred Heart	76 65
												279	A	UMBC	84 60
												293	A	Mt. St. Mary's	68 44
												293	H	Mt. St. Mary's	66 44
												297	A	St. Francis Brooklyn	69 64
												297	H	St. Francis Brooklyn	67 64
												313	A	LIU Brooklyn	77 58
												324	A	Wagner	86 47
												325	A	Saint Francis (PA)	68 71
												329	A	Fairleigh Dickinson	69 68
												329	H	Fairleigh Dickinson	71 58
												339	A	Coppin St.	75 58
LAST 12 Division I GAMES:															
144	H	Central Conn. St.	60 48	297	A	St. Francis Brooklyn	69 64								
313	A	LIU Brooklyn	77 58	205	H	Sacred Heart	76 65								
329	A	Fairleigh Dickinson	69 68	297	H	St. Francis Brooklyn	67 64								
329	H	Fairleigh Dickinson	71 58	324	A	Wagner	86 47								
148	H	Bryant	87 84	144	A	Central Conn. St.	46 63								
293	A	Mt. St. Mary's	68 44	325	A	Saint Francis (PA)	68 71								

Non-Div I Games:

Robert Morris

■ Loss, 
 ■ Non-Conf, 
 ■ S Site, 
 ■ Home 
 ■ A Away 
 N Neutral



Average RPI Win: 144		WON-LOST	WINNING	LAST 10	STRENGTH OF	OPP. STRENGTH	TEAM	ADJ.	CONF.	ADJ CONF.
Average RPI Loss: 11		RECORD	PCT. RANK	GAMES	SCHEDULE	OF SCHEDULE	RPI	RPI	RPI	RPI
DIV. I ONLY		19- 6	35	8- 2	84	1	35	35	4	4
DIV. I NON-CONF.		9- 2	35	0- 0	226	11	72	72	2	2
TOTALS		RPI 1-25	RPI 26-50		W-L RECORDS		RPI 51-100	RPI 101-150	RPI 150+	
19- 6	0- 5	3- 1		OVERALL		5- 0	3- 0	8- 0		
9- 4	0- 4	2- 0		HOME		2- 0	1- 0	4- 0		
10- 2	0- 1	1- 1		AWAY		3- 0	2- 0	4- 0		
0- 0	0- 0	0- 0		NEUTRAL		0- 0	0- 0	0- 0		
9- 2	0- 2	1- 0		NON-CONFERENCE		1- 0	1- 0	6- 0		
4- 2	0- 2	0- 0		HOME		0- 0	1- 0	3- 0		
5- 0	0- 0	1- 0		AWAY		1- 0	0- 0	3- 0		
0- 0	0- 0	0- 0		NEUTRAL		0- 0	0- 0	0- 0		
10- 4	0- 3	2- 1		CONFERENCE		4- 0	2- 0	2- 0		
5- 2	0- 2	2- 0		HOME		2- 0	0- 0	1- 0		
5- 2	0- 1	0- 1		AWAY		2- 0	2- 0	1- 0		
0- 0	0- 0	0- 0		NEUTRAL		0- 0	0- 0	0- 0		

RPI	S	Opponent	Score	RPI	S	Opponent	Score	Team's RPI: 35	RPI	S	Opponent	Score	RPI	S	Opponent	Score
1	H	Tennessee	45 55	33	H	Nebraska	46 43		54	A	Michigan	57 50	119	H	Saint Joseph's	76 52
5	A	Maryland	69 80	36	A	Ohio St.	68 85		54	H	Michigan	81 68	135	A	Wisconsin	73 63
5	H	Maryland	59 71	38	A	Arkansas	64 52		65	A	LSU	64 57	145	A	Indiana	66 51
7	H	Iowa	72 79	40	H	Minnesota	66 61		94	A	Purdue	58 49	163	A	Temple	88 55
14	H	North Carolina	93 96						94	H	Purdue	78 49	176	A	Iona	66 58
LAST 12 Division I GAMES:																
94	H	Purdue	78 49	40	H	Minnesota	66 61		135	A	Wisconsin	73 63	193	A	Penn St.	71 51
5	A	Maryland	69 80	5	H	Maryland	59 71		54	H	Michigan	81 68	193	H	Penn St.	76 65
54	A	Michigan	57 50	193	A	Penn St.	71 51		245	H	Davidson	100 44	283	H	Colgate	60 44
33	H	Nebraska	46 43	54	H	Iowa	72 79		290	H	Northeastern	74 60	324	A	Wagner	81 53
193	H	Penn St.	76 65													
94	A	Purdue	58 49													

Non-Div I Games:

Rutgers

■ Loss, 
■ Non-Conf, S Site, 
■ Home 
■ Away 
N Neutral



SIUE				Through Games Of Feb. 15, 2015						
Average RPI Win:	269	WON-LOST	WINNING	LAST 10	STRENGTH OF	OPP. STRENGTH	TEAM	ADJ.	CONF.	ADJ CONF.
Average RPI Loss:	164	RECORD	PCT. RANK	GAMES	SCHEDULE	OF SCHEDULE	RPI	RPI	RPI	RPI
DIV. I ONLY		15- 10	112	9- 1	318	267	173	173	26	26
DIV. I NON-CONF.		5- 8	213	0- 0	290	224	231	231	26	26
-----										
TOTALS	RPI 1-25	RPI 26-50		W-L RECORDS		RPI 51-100		RPI 101-150		RPI 150+
15- 10	0- 1	0- 0		OVERALL		1- 1		0- 2		14- 6
7- 1	0- 0	0- 0		HOME		1- 0		0- 0		6- 1
8- 8	0- 0	0- 0		AWAY		0- 1		0- 2		8- 5
0- 1	0- 1	0- 0		NEUTRAL		0- 0		0- 0		0- 0
5- 8	0- 1	0- 0		NON-CONFERENCE		1- 1		0- 1		4- 5
3- 0	0- 0	0- 0		HOME		1- 0		0- 0		2- 0
2- 7	0- 0	0- 0		AWAY		0- 1		0- 1		2- 5
0- 1	0- 1	0- 0		NEUTRAL		0- 0		0- 0		0- 0
10- 2	0- 0	0- 0		CONFERENCE		0- 0		0- 1		10- 1
4- 1	0- 0	0- 0		HOME		0- 0		0- 0		4- 1
6- 1	0- 0	0- 0		AWAY		0- 0		0- 1		6- 0
0- 0	0- 0	0- 0		NEUTRAL		0- 0		0- 0		0- 0

RPI 1-25				RPI 26-50				RPI 51-100				RPI 101+ Team's RPI: 173			
RPI	S	Opponent	Score	RPI	S	Opponent	Score	RPI	S	Opponent	Score	RPI	S	Opponent	Score
24	N	Chattanooga	49 59					62	A	Kansas St.	55 81	138	A	Saint Louis	63 74
								72	H	Drake	74 60	147	A	UT Martin	68 69
												164	A	Belmont	67 52
												177	A	UTSA	60 75
												192	H	Jacksonville St.	69 72
												194	A	Missouri St.	69 75
												211	A	Ill.-Chicago	52 63
												219	A	Morehead St.	62 61
												222	H	Tennessee St.	91 83
												239	A	IUPUI	76 87
												250	H	Austin Peay	87 67
												251	A	Northern Ill.	47 69
												259	H	Valparaiso	77 65
												269	A	Eastern Ky.	71 61
												301	A	Omaha	69 54
												305	A	Southeast Mo. St.	60 48
												312	A	Eastern Ill.	65 48
												322	A	Murray St.	78 69
												322	H	Murray St.	78 52
												333	H	Tennessee Tech	83 69
												342	A	UMKC	74 58
												344	H	Air Force	86 51
LAST 12 Division I GAMES:															
322	A	Murray St.	78 69	269	A	Eastern Ky.	71 61								
147	A	UT Martin	68 69	219	A	Morehead St.	62 61								
312	A	Eastern Ill.	65 48	222	H	Tennessee St.	91 83								
250	H	Austin Peay	87 67	164	A	Belmont	67 52								
322	H	Murray St.	78 52	333	H	Tennessee Tech	83 69								
305	A	Southeast Mo. St.	60 48	192	H	Jacksonville St.	69 72								

Non-Div I Games:

SIUE



Average RPI Win:	263	WON-LOST	WINNING	LAST 10	STRENGTH OF	OPP. STRENGTH	TEAM	ADJ.	CONF.	ADJ CONF.
Average RPI Loss:	99	RECORD	PCT. RANK	GAMES	SCHEDULE	OF SCHEDULE	RPI	RPI	RPI	RPI
DIV. I ONLY	5- 19	309	1- 9	49	94	248	248	7	7	
DIV. I NON-CONF.	4- 7	220	0- 0	146	162	254	254	7	7	
TOTALS	RPI 1-25	RPI 26-50	W-L RECORDS	RPI 51-100	RPI 101-150	RPI 150+				
5- 19	0- 4	0- 4	OVERALL	0- 3	0- 2	5- 6				
4- 10	0- 2	0- 2	HOME	0- 2	0- 1	4- 3				
1- 7	0- 2	0- 2	AWAY	0- 1	0- 1	1- 1				
0- 2	0- 0	0- 0	NEUTRAL	0- 0	0- 0	0- 2				
4- 7	0- 2	0- 0	NON-CONFERENCE	0- 2	0- 0	4- 3				
4- 3	0- 1	0- 0	HOME	0- 1	0- 0	4- 1				
0- 2	0- 1	0- 0	AWAY	0- 1	0- 0	0- 0				
0- 2	0- 0	0- 0	NEUTRAL	0- 0	0- 0	0- 2				
1- 12	0- 2	0- 4	CONFERENCE	0- 1	0- 2	1- 3				
0- 7	0- 1	0- 2	HOME	0- 1	0- 1	0- 2				
1- 5	0- 1	0- 2	AWAY	0- 0	0- 1	1- 1				
0- 0	0- 0	0- 0	NEUTRAL	0- 0	0- 0	0- 0				

RPI	S	Opponent	Score	RPI	S	Opponent	Score	RPI	S	Opponent	Score	RPI	S	Opponent	Score	Team's RPI: 248
4	A	UConn	45 96	27	A	South Fla.	59 82	51	H	East Carolina	49 67	146	A	Tulsa	58 74	
4	H	UConn	28 87	27	H	South Fla.	51 72	73	H	Southern California	57 64	146	H	Tulsa	59 72	
11	A	Arizona St.	42 77	43	A	Tulane	58 60	79	A	TCU	63 73	153	H	Eastern Wash.	69 53	
22	H	Texas A&M	62 70	43	H	Tulane	60 84					158	N	Indiana St.	55 64	
												163	A	Temple	64 77	
												175	N	Auburn	43 56	
												183	H	Northern Colo.	44 57	
												249	H	UTEP	63 59	
												255	A	UCF	70 60	
												255	H	UCF	57 61	
												272	H	Houston	45 63	
												323	H	North Texas	62 55	
												334	H	Florida A&M	77 46	
LAST 12 Division I GAMES:																
146	H	Tulsa	59 72	51	H	East Carolina	49 67									
27	H	South Fla.	51 72	43	A	Tulane	58 60									
255	A	UCF	70 60	27	A	South Fla.	59 82									
43	H	Tulane	60 84	4	H	UConn	28 87									
146	A	Tulsa	58 74	272	H	Houston	45 63									
255	H	UCF	57 61	163	A	Temple	64 77									

Non-Div I Games:

SMU

■ Loss, 
■ Non-Conf, 
■ S Site, 
■ H Home 
■ A Away 
N Neutral



## Sacramento St.

Through Games Of Feb. 15, 2015

Average RPI Win:	209	WON-LOST	WINNING	LAST 10	STRENGTH OF	OPP. STRENGTH	TEAM	ADJ.	CONF.	ADJ CONF.
Average RPI Loss:	128	RECORD	PCT. RANK	GAMES	SCHEDULE	OF SCHEDULE	RPI	RPI	RPI	RPI
DIV. I ONLY	11- 13	205	7- 3	125	158	150	150	21	21	
DIV. I NON-CONF.	2- 9	297	0- 0	87	40	244	244	22	22	
TOTALS	RPI 1-25	RPI 26-50	W-L RECORDS	RPI 51-100	RPI 101-150	RPI 150+				
11- 13	0- 1	0- 2	OVERALL	0- 2	1- 3	10- 5				
7- 2	0- 0	0- 0	HOME	0- 0	1- 1	6- 1				
4- 11	0- 1	0- 2	AWAY	0- 2	0- 2	4- 4				
0- 0	0- 0	0- 0	NEUTRAL	0- 0	0- 0	0- 0				
2- 9	0- 1	0- 2	NON-CONFERENCE	0- 2	0- 2	2- 2				
2- 1	0- 0	0- 0	HOME	0- 0	0- 1	2- 0				
0- 8	0- 1	0- 2	AWAY	0- 2	0- 1	0- 2				
0- 0	0- 0	0- 0	NEUTRAL	0- 0	0- 0	0- 0				
9- 4	0- 0	0- 0	CONFERENCE	0- 0	1- 1	8- 3				
5- 1	0- 0	0- 0	HOME	0- 0	1- 0	4- 1				
4- 3	0- 0	0- 0	AWAY	0- 0	0- 1	4- 2				
0- 0	0- 0	0- 0	NEUTRAL	0- 0	0- 0	0- 0				

RPI 1-25				RPI 26-50				RPI 51-100				RPI 101+ Team's RPI: 150			
RPI	S	Opponent	Score	RPI	S	Opponent	Score	RPI	S	Opponent	Score	RPI	S	Opponent	Score
10	A	Oregon St.	61 109	26	A	California	94 107	73	A	Southern California	99 101	108	A	CSUN	66 81
				47	A	St. Mary's (CA)	91 99	89	A	UCLA	83 92	109	H	UC Davis	82 90
												115	H	North Dakota	93 86
												118	A	Montana	86 94
												151	H	New Mexico St.	93 85
												153	A	Eastern Wash.	73 67
												153	H	Eastern Wash.	79 80
												183	H	Northern Colo.	76 71
												204	A	Montana St.	64 91
												206	A	Idaho	107 89
												206	H	Idaho	92 84
												218	A	San Diego St.	91 99
												231	A	Southern Utah	69 67
												240	A	San Jose St.	94 102
												241	H	Idaho St.	84 53
												243	H	Weber St.	108 65
												266	A	Northern Ariz.	60 64
												267	H	Utah St.	102 92
												308	A	Portland St.	92 60
LAST 12 Division I GAMES:															
206	H	Idaho	92 84	241	H	Idaho St.	84 53								
153	H	Eastern Wash.	79 80	153	A	Eastern Wash.	73 67								
308	A	Portland St.	92 60	206	A	Idaho	107 89								
118	A	Montana	86 94	183	H	Northern Colo.	76 71								
204	A	Montana St.	64 91	115	H	North Dakota	93 86								
243	H	Weber St.	108 65	231	A	Southern Utah	69 67								

Non-Div I Games:

Sacramento St.

■ Loss, 
 ■ Non-Conf, 
 ■ S Site, 
 ■ Home 
 ■ A Away 
 N Neutral



## Sacred Heart

Through Games Of Feb. 15, 2015

Average RPI Win:	244	WON-LOST	WINNING	LAST 10	STRENGTH OF	OPP. STRENGTH	TEAM	ADJ.	CONF.	ADJ CONF.
Average RPI Loss:	181	RECORD	PCT. RANK	GAMES	SCHEDULE	OF SCHEDULE	RPI	RPI	RPI	RPI
DIV. I ONLY	11- 10	156	6- 4	258	295	205	205	27	27	
DIV. I NON-CONF.	4- 5	188	0- 0	104	208	137	137	27	27	
TOTALS	RPI 1-25	RPI 26-50	W-L RECORDS	RPI 51-100	RPI 101-150	RPI 150+				
11- 10	0- 0	0- 0	OVERALL	2- 2	1- 2	8- 6				
6- 3	0- 0	0- 0	HOME	0- 1	1- 1	5- 1				
5- 6	0- 0	0- 0	AWAY	2- 0	0- 1	3- 5				
0- 1	0- 0	0- 0	NEUTRAL	0- 1	0- 0	0- 0				
4- 5	0- 0	0- 0	NON-CONFERENCE	2- 2	0- 0	2- 3				
1- 2	0- 0	0- 0	HOME	0- 1	0- 0	1- 1				
3- 2	0- 0	0- 0	AWAY	2- 0	0- 0	1- 2				
0- 1	0- 0	0- 0	NEUTRAL	0- 1	0- 0	0- 0				
7- 5	0- 0	0- 0	CONFERENCE	0- 0	1- 2	6- 3				
5- 1	0- 0	0- 0	HOME	0- 0	1- 1	4- 0				
2- 4	0- 0	0- 0	AWAY	0- 0	0- 1	2- 3				
0- 0	0- 0	0- 0	NEUTRAL	0- 0	0- 0	0- 0				

RPI 1-25			RPI 26-50			RPI 51-100			RPI 101+			Team's RPI: 205
RPI	S	Opponent	Score	RPI	S	Opponent	Score	RPI	S	Opponent	Score	
						77 A Maine	59 58	144 H Central Conn. St.		49 62		
						78 N Drexel	54 61	148 A Bryant		67 71		
						86 A Villanova	72 49	148 H Bryant		70 67		
						99 H Lehigh	77 85	152 A Hartford		63 68		
								168 A Robert Morris		65 76		
								176 A Iona		82 80		
								179 H Siena		65 75		
								229 A Brown		56 66		
								293 H Mt. St. Mary's		71 64		
								297 A St. Francis Brooklyn		53 77		
								297 H St. Francis Brooklyn		71 55		
								309 H Vermont		76 66		
								313 A LIU Brooklyn		74 77		
								324 A Wagner		73 59		
								324 H Wagner		73 60		
								325 A Saint Francis (PA)		101 90		
								325 H Saint Francis (PA)		82 77		
LAST 12 Division I GAMES:												
297 A		St. Francis Brooklyn	53 77	168 A		Robert Morris	65 76					
324 H		Wagner	73 60	325 A		Saint Francis (PA)	101 90					
148 H		Bryant	70 67	313 A		LIU Brooklyn	74 77					
324 A		Wagner	73 59	325 H		Saint Francis (PA)	82 77					
293 H		Mt. St. Mary's	71 64	144 H		Central Conn. St.	49 62					
148 A		Bryant	67 71	297 H		St. Francis Brooklyn	71 55					

Non-Div I Games: Bridgeport 84 41

Sacred Heart

Loss, Non-Conf, S Site, H Home A Away N Neutral



Average RPI Win:	281	WON-LOST	WINNING	LAST 10	STRENGTH OF	OPP. STRENGTH	TEAM	ADJ.	CONF.	ADJ CONF.
Average RPI Loss:	188	RECORD	PCT. RANK	GAMES	SCHEDULE	OF SCHEDULE	RPI	RPI	RPI	RPI
DIV. I ONLY	4- 20	319	2- 8	245	276	325	325	27	27	
DIV. I NON-CONF.	1- 10	329	0- 0	80	99	272	272	27	27	
TOTALS	RPI 1-25	RPI 26-50	W-L RECORDS	RPI 51-100	RPI 101-150	RPI 150+				
4- 20	0- 1	0- 2	OVERALL	0- 2	0- 4	4- 11				
2- 10	0- 0	0- 0	HOME	0- 0	0- 3	2- 7				
1- 10	0- 1	0- 2	AWAY	0- 2	0- 1	1- 4				
1- 0	0- 0	0- 0	NEUTRAL	0- 0	0- 0	1- 0				
1- 10	0- 1	0- 2	NON-CONFERENCE	0- 2	0- 2	1- 3				
0- 5	0- 0	0- 0	HOME	0- 0	0- 2	0- 3				
0- 5	0- 1	0- 2	AWAY	0- 2	0- 0	0- 0				
1- 0	0- 0	0- 0	NEUTRAL	0- 0	0- 0	1- 0				
3- 10	0- 0	0- 0	CONFERENCE	0- 0	0- 2	3- 8				
2- 5	0- 0	0- 0	HOME	0- 0	0- 1	2- 4				
1- 5	0- 0	0- 0	AWAY	0- 0	0- 1	1- 4				
0- 0	0- 0	0- 0	NEUTRAL	0- 0	0- 0	0- 0				

RPI 1-25				RPI 26-50				RPI 51-100				RPI 101+ Team's RPI: 325			
RPI	S	Opponent	Score	RPI	S	Opponent	Score	RPI	S	Opponent	Score	RPI	S	Opponent	Score
1	A	Tennessee	44 111	31	A	Pittsburgh	59 97	53	A	Duquesne	52 92	114	H	East Tenn. St.	63 79
				36	A	Ohio St.	97 113	61	A	West Virginia	46 101	120	H	Buffalo	80 88
												148	A	Bryant	83 87
												148	H	Bryant	71 73
												168	H	Robert Morris	71 68
												205	A	Sacred Heart	77 82
												205	H	Sacred Heart	90 101
												223	H	George Mason	77 86
												252	H	Canisius	74 87
												280	H	Bowling Green	62 76
												293	A	Mt. St. Mary's	64 74
												297	H	St. Francis Brooklyn	55 70
												313	A	LIU Brooklyn	79 84
												313	H	LIU Brooklyn	87 75
												317	N	Coastal Caro.	75 72
												324	A	Wagner	87 74
												324	H	Wagner	60 76
												329	A	Fairleigh Dickinson	63 78
												329	H	Fairleigh Dickinson	65 78
LAST 12 Division I GAMES:															
313	H	LIU Brooklyn	87 75	293	A	Mt. St. Mary's	64 74								
329	A	Fairleigh Dickinson	63 78	297	H	St. Francis Brooklyn	55 70								
313	A	LIU Brooklyn	79 84	205	H	Sacred Heart	90 101								
148	H	Bryant	71 73	148	A	Bryant	83 87								
329	H	Fairleigh Dickinson	65 78	205	A	Sacred Heart	77 82								
324	A	Wagner	87 74	168	H	Robert Morris	71 68								

Non-Div I Games:

Saint Francis (PA)

■ Loss, 
 ■ Non-Conf, S Site, 
 ■ Home 
 ■ Away 
 N Neutral



## Saint Joseph's

Through Games Of Feb. 15, 2015

Average RPI Win:	169	WON-LOST	WINNING	LAST 10	STRENGTH OF	OPP. STRENGTH	TEAM	ADJ.	CONF.	ADJ CONF.
Average RPI Loss:	71	RECORD	PCT. RANK	GAMES	SCHEDULE	OF SCHEDULE	RPI	RPI	RPI	RPI
DIV. I ONLY	8- 16	259	3- 7	8	87	119	119	6	6	
DIV. I NON-CONF.	4- 8	233	0- 0	3	111	91	91	6	6	
TOTALS	RPI 1-25	RPI 26-50	W-L RECORDS	RPI 51-100	RPI 101-150	RPI 150+				
8- 16	0- 3	0- 3	OVERALL	1- 7	3- 2	4- 1				
6- 4	0- 0	0- 1	HOME	1- 2	3- 0	2- 1				
1- 12	0- 3	0- 2	AWAY	0- 5	0- 2	1- 0				
1- 0	0- 0	0- 0	NEUTRAL	0- 0	0- 0	1- 0				
4- 8	0- 1	0- 3	NON-CONFERENCE	1- 4	1- 0	2- 0				
3- 2	0- 0	0- 1	HOME	1- 1	1- 0	1- 0				
0- 6	0- 1	0- 2	AWAY	0- 3	0- 0	0- 0				
1- 0	0- 0	0- 0	NEUTRAL	0- 0	0- 0	1- 0				
4- 8	0- 2	0- 0	CONFERENCE	0- 3	2- 2	2- 1				
3- 2	0- 0	0- 0	HOME	0- 1	2- 0	1- 1				
1- 6	0- 2	0- 0	AWAY	0- 2	0- 2	1- 0				
0- 0	0- 0	0- 0	NEUTRAL	0- 0	0- 0	0- 0				

RPI 1-25				RPI 26-50				RPI 51-100				RPI 101+ Team's RPI: 119			
RPI	S	Opponent	Score	RPI	S	Opponent	Score	RPI	S	Opponent	Score	RPI	S	Opponent	Score
3	A	Notre Dame	50 64	30	H	Quinnipiac	67 69	53	A	Duquesne	54 63	108	H	CSUN	61 54
15	A	Dayton	64 82	35	A	Rutgers	52 76	70	A	Penn	51 65	112	A	Rhode Island	61 63
17	A	George Washington	69 83	44	A	Seton Hall	60 77	78	A	Drexel	63 76	123	H	VCU	63 46
								81	A	Fordham	47 57	138	A	Saint Louis	51 52
								81	H	Fordham	47 48	140	H	St. Bonaventure	66 48
								83	A	Liberty	75 76	163	H	Temple	78 74
								86	H	Villanova	58 54	187	H	La Salle	70 64
								99	H	Lehigh	71 73	189	H	Massachusetts	47 65
												245	A	Davidson	57 52
												297	N	St. Francis Brooklyn	64 42
LAST 12 Division I GAMES:															
15	A	Dayton	64 82	140	H	St. Bonaventure	66 48								
112	A	Rhode Island	61 63	53	A	Duquesne	54 63								
81	H	Fordham	47 48	81	A	Fordham	47 57								
187	H	La Salle	70 64	189	H	Massachusetts	47 65								
245	A	Davidson	57 52	17	A	George Washington	69 83								
138	A	Saint Louis	51 52	123	H	VCU	63 46								

Non-Div I Games:

Saint Joseph's

■ Loss, 
 ■ Non-Conf, 
 ■ S Site, 
 ■ H Home 
 ■ A Away 
 N Neutral



## Saint Louis

Through Games Of Feb. 15, 2015

Average RPI Win:	187	WON-LOST	WINNING	LAST 10	STRENGTH OF	OPP. STRENGTH	TEAM	ADJ.	CONF.	ADJ CONF.
Average RPI Loss:	138	RECORD	PCT. RANK	GAMES	SCHEDULE	OF SCHEDULE	RPI	RPI	RPI	RPI
DIV. I ONLY	12- 12	173	5- 5	144	131	138	138	6	6	
DIV. I NON-CONF.	6- 6	158	0- 0	188	289	175	175	6	6	
TOTALS	RPI 1-25	RPI 26-50	W-L RECORDS	RPI 51-100	RPI 101-150	RPI 150+				
12- 12	1- 1	0- 1	OVERALL	1- 2	3- 2	7- 6				
5- 4	1- 0	0- 0	HOME	1- 0	2- 1	1- 3				
6- 7	0- 1	0- 1	AWAY	0- 2	1- 1	5- 2				
1- 1	0- 0	0- 0	NEUTRAL	0- 0	0- 0	1- 1				
6- 6	0- 0	0- 1	NON-CONFERENCE	0- 0	2- 1	4- 4				
2- 2	0- 0	0- 0	HOME	0- 0	1- 0	1- 2				
3- 3	0- 0	0- 1	AWAY	0- 0	1- 1	2- 1				
1- 1	0- 0	0- 0	NEUTRAL	0- 0	0- 0	1- 1				
6- 6	1- 1	0- 0	CONFERENCE	1- 2	1- 1	3- 2				
3- 2	1- 0	0- 0	HOME	1- 0	1- 1	0- 1				
3- 4	0- 1	0- 0	AWAY	0- 2	0- 0	3- 1				
0- 0	0- 0	0- 0	NEUTRAL	0- 0	0- 0	0- 0				

RPI 1-25				RPI 26-50				RPI 51-100				RPI 101+ Team's RPI: 138			
RPI	S	Opponent	Score	RPI	S	Opponent	Score	RPI	S	Opponent	Score	RPI	S	Opponent	Score
15	A	Dayton	72 87	45	A	Vanderbilt	57 75	53	A	Duquesne	64 77	116	A	Missouri	55 74
17	H	George Washington	79 61					81	H	Fordham	54 50	119	H	Saint Joseph's	52 51
								90	A	Richmond	72 75	123	H	VCU	54 59
												136	H	Ball St.	73 68
												146	A	Tulsa	63 58
												158	A	Indiana St.	60 63
												158	H	Indiana St.	58 68
												173	H	SIUE	74 63
												180	H	Mercer	75 80
												187	A	La Salle	76 47
												189	A	Massachusetts	75 67
												223	A	George Mason	57 66
												245	A	Davidson	77 59
												245	H	Davidson	50 53
												250	N	Austin Peay	81 86
												305	A	Southeast Mo. St.	74 56
												312	A	Eastern Ill.	63 49
												328	N	Utah Valley	68 66
LAST 12 Division I GAMES:															
245	A	Davidson	77 59	187	A	La Salle	76 47	245	H	Davidson	50 53				
17	H	George Washington	79 61	53	A	Duquesne	64 77	123	H	VCU	54 59				
90	A	Richmond	72 75	189	A	Massachusetts	75 67	223	A	George Mason	57 66				
15	A	Dayton	72 87												
119	H	Saint Joseph's	52 51												
81	H	Fordham	54 50												

Non-Div I Games: Mo.-St. Louis 68 49

Saint Louis

■ Loss, 
 ■ Non-Conf, 
 ■ S Site, 
 ■ Home 
 ■ A Away 
 N Neutral



## Saint Peter's

Through Games Of Feb. 15, 2015

Average RPI Win:	270	WON-LOST	WINNING	LAST 10	STRENGTH OF	OPP. STRENGTH	TEAM	ADJ.	CONF.	ADJ CONF.
Average RPI Loss:	195	RECORD	PCT. RANK	GAMES	SCHEDULE	OF SCHEDULE	RPI	RPI	RPI	RPI
DIV. I ONLY	3- 22	339	2- 8	265	287	338	338	24	24	
DIV. I NON-CONF.	0- 9	339	0- 1	204	315	342	342	23	23	
TOTALS	RPI 1-25	RPI 26-50	W-L RECORDS	RPI 51-100	RPI 101-150	RPI 150+				
3- 22	0- 0	0- 2	OVERALL	0- 1	0- 2	3- 17				
2- 10	0- 0	0- 1	HOME	0- 1	0- 1	2- 7				
1- 11	0- 0	0- 0	AWAY	0- 0	0- 0	1- 2				
0- 1	0- 0	0- 0	NEUTRAL	0- 0	0- 0	0- 1				
0- 9	0- 0	0- 1	NON-CONFERENCE	0- 1	0- 1	0- 6				
0- 4	0- 0	0- 0	HOME	0- 1	0- 1	0- 2				
0- 4	0- 0	0- 1	AWAY	0- 0	0- 0	0- 3				
0- 1	0- 0	0- 0	NEUTRAL	0- 0	0- 0	0- 1				
3- 13	0- 0	0- 1	CONFERENCE	0- 0	0- 1	3- 11				
2- 6	0- 0	0- 1	HOME	0- 0	0- 0	2- 5				
1- 7	0- 0	0- 0	AWAY	0- 0	0- 1	1- 6				
0- 0	0- 0	0- 0	NEUTRAL	0- 0	0- 0	0- 0				

RPI 1-25			RPI 26-50			RPI 51-100			RPI 101+			Team's RPI: 338			
RPI	S	Opponent	Score	RPI	S	Opponent	Score	RPI	S	Opponent	Score	RPI	S	Opponent	Score
				30	H	Quinnipiac	50 81	99	H	Lehigh	58 70	117	H	Yale	45 53
				44	A	Seton Hall	45 75					129	A	Marist	51 77
												170	A	Fairfield	46 57
												170	H	Fairfield	47 57
												176	A	Iona	43 77
												176	H	Iona	65 67
												179	H	Siena	40 65
												186	A	Stony Brook	40 56
												200	H	Lafayette	34 49
												216	A	Niagara	40 73
												216	H	Niagara	65 58
												220	A	Navy	35 71
												252	A	Canisius	50 75
												252	H	Canisius	45 57
												258	A	Monmouth	56 64
												258	H	Monmouth	52 67
												264	A	Loyola Maryland	49 59
												274	A	Rider	49 54
												274	H	Rider	50 49
												297	N	St. Francis Brooklyn	36 48
												321	A	Manhattan	68 58
												329	H	Fairleigh Dickinson	59 76
LAST 12 Division I GAMES:															
				258	A	Monmouth	56 64					274	A	Rider	49 54
				176	H	Iona	65 67					129	A	Marist	51 77
				321	A	Manhattan	68 58					170	H	Fairfield	47 57
				258	H	Monmouth	52 67					252	H	Canisius	45 57
				30	H	Quinnipiac	50 81					117	H	Yale	45 53
				216	H	Niagara	65 58					176	A	Iona	43 77

Non-Div I Games:

Saint Peter's

■ Loss, 
 ■ Non-Conf, 
 ■ S Site, 
 ■ H Home 
 ■ A Away 
 N Neutral



Average RPI Win:	263	WON-LOST	WINNING	LAST 10	STRENGTH OF	OPP. STRENGTH	TEAM	ADJ.	CONF.	ADJ CONF.
Average RPI Loss:	191	RECORD	PCT. RANK	GAMES	SCHEDULE	OF SCHEDULE	RPI	RPI	RPI	RPI
DIV. I ONLY	6- 16	290	4- 6	255	309	303	303	28	28	
DIV. I NON-CONF.	1- 8	322	0- 0	93	233	289	289	28	28	
TOTALS	RPI 1-25	RPI 26-50	W-L RECORDS	RPI 51-100	RPI 101-150	RPI 150+				
6- 16	0- 0	0- 0	OVERALL	0- 5	0- 0	6- 11				
4- 6	0- 0	0- 0	HOME	0- 0	0- 0	4- 6				
2- 8	0- 0	0- 0	AWAY	0- 4	0- 0	2- 4				
0- 2	0- 0	0- 0	NEUTRAL	0- 1	0- 0	0- 1				
1- 8	0- 0	0- 0	NON-CONFERENCE	0- 5	0- 0	1- 3				
1- 1	0- 0	0- 0	HOME	0- 0	0- 0	1- 1				
0- 5	0- 0	0- 0	AWAY	0- 4	0- 0	0- 1				
0- 2	0- 0	0- 0	NEUTRAL	0- 1	0- 0	0- 1				
5- 8	0- 0	0- 0	CONFERENCE	0- 0	0- 0	5- 8				
3- 5	0- 0	0- 0	HOME	0- 0	0- 0	3- 5				
2- 3	0- 0	0- 0	AWAY	0- 0	0- 0	2- 3				
0- 0	0- 0	0- 0	NEUTRAL	0- 0	0- 0	0- 0				

RPI S	Opponent	Score	RPI S	Opponent	Score	RPI S	Opponent	Score	RPI S	Opponent	Score
						56	A Wichita St.	46 70	154	H Stephen F. Austin	65 64
						65	A LSU	45 71	160	A La.-Lafayette	46 65
						71	A South Dakota St.	49 60	184	H Lamar	68 87
						73	N Southern California	67 88	203	H Texas Southern	61 54
						79	A TCU	55 79	215	H Northwestern St.	57 66
									225	A Nicholls St.	64 67
									232	H McNeese St.	74 79
									237	H Prairie View	53 70
									260	A Abilene Christian	63 58
									260	H Abilene Christian	48 63
									270	H A&M-Corpus Christi	50 63
									285	A Houston Baptist	61 66
									285	H Houston Baptist	74 67
									306	A Southeastern La.	76 78
									334	N Florida A&M	67 69
									336	H Incarnate Word	59 55
									340	A New Orleans	75 59
LAST 12 Division I GAMES:											
285	A	Houston Baptist	61	66	260	A	Abilene Christian	63	58		
260	H	Abilene Christian	48	63	232	H	McNeese St.	74	79		
270	H	A&M-Corpus Christi	50	63	225	A	Nicholls St.	64	67		
285	H	Houston Baptist	74	67	340	A	New Orleans	75	59		
184	H	Lamar	68	87	306	A	Southeastern La.	76	78		
154	H	Stephen F. Austin	65	64	215	H	Northwestern St.	57	66		

Non-Div I Games: Wiley 48 65

Sam Houston St.

Loss, Non-Conf, S Site, H Home A Away N Neutral



Average RPI Win: <b>263</b>	WON-LOST	WINNING	LAST 10	STRENGTH OF	OPP. STRENGTH	TEAM	ADJ.	CONF.	ADJ CONF.
Average RPI Loss: <b>117</b>	RECORD	PCT. RANK	GAMES	SCHEDULE	OF SCHEDULE	RPI	RPI	RPI	RPI
DIV. I ONLY	<b>13- 11</b>	<b>148</b>	<b>7- 3</b>	<b>272</b>	<b>172</b>	<b>182</b>	<b>182</b>	<b>20</b>	<b>20</b>
DIV. I NON-CONF.	<b>6- 8</b>	<b>197</b>	<b>0- 1</b>	<b>216</b>	<b>121</b>	<b>211</b>	<b>211</b>	<b>20</b>	<b>20</b>
TOTALS	RPI 1-25	RPI 26-50	W-L RECORDS	RPI 51-100	RPI 101-150	RPI 150+			
13- 11	0- 1	0- 1	OVERALL	0- 3	2- 2	11- 4			
9- 1	0- 0	0- 0	HOME	0- 0	2- 0	7- 1			
3- 9	0- 1	0- 1	AWAY	0- 2	0- 2	3- 3			
1- 1	0- 0	0- 0	NEUTRAL	0- 1	0- 0	1- 0			
6- 8	0- 0	0- 1	NON-CONFERENCE	0- 3	1- 1	5- 3			
5- 0	0- 0	0- 0	HOME	0- 0	1- 0	4- 0			
0- 7	0- 0	0- 1	AWAY	0- 2	0- 1	0- 3			
1- 1	0- 0	0- 0	NEUTRAL	0- 1	0- 0	1- 0			
7- 3	0- 1	0- 0	CONFERENCE	0- 0	1- 1	6- 1			
4- 1	0- 0	0- 0	HOME	0- 0	1- 0	3- 1			
3- 2	0- 1	0- 0	AWAY	0- 0	0- 1	3- 0			
0- 0	0- 0	0- 0	NEUTRAL	0- 0	0- 0	0- 0			

RPI 1-25				RPI 26-50				RPI 51-100				RPI 101+ Team's RPI: 182			
RPI	S	Opponent	Score	RPI	S	Opponent	Score	RPI	S	Opponent	Score	RPI	S	Opponent	Score
24	A	Chattanooga	32 <b>49</b>	43	A	Tulane	56 <b>58</b>	62	A	Kansas St.	41 <b>60</b>	114	A	East Tenn. St.	46 <b>48</b>
								85	A	Kansas	44 <b>66</b>	133	A	Troy	67 <b>76</b>
								89	N	UCLA	52 <b>71</b>	141	H	Furman	76 65
												147	H	UT Martin	79 75
												156	A	Memphis	48 <b>64</b>
												175	A	Auburn	41 <b>64</b>
												180	H	Mercer	59 <b>74</b>
												193	N	Penn St.	59 56
												207	H	UAB	70 41
												230	A	Georgia St.	56 <b>61</b>
												263	H	North Florida	81 47
												288	H	Alabama St.	56 43
												304	A	UNC Greensboro	62 56
												304	H	UNC Greensboro	88 66
												307	A	Wofford	68 43
												307	H	Wofford	69 50
												311	A	Western Caro.	60 50
												311	H	Western Caro.	68 52
												341	H	Alabama A&M	61 50
LAST 12 Division I GAMES:															
307	A	Wofford	68 43	311	H	Western Caro.	68 52								
304	H	UNC Greensboro	88 66	141	H	Furman	76 65								
307	H	Wofford	69 50	311	A	Western Caro.	60 50								
180	H	Mercer	59 <b>74</b>	304	A	UNC Greensboro	62 56								
114	A	East Tenn. St.	46 <b>48</b>	62	A	Kansas St.	41 <b>60</b>								
24	A	Chattanooga	32 <b>49</b>	85	A	Kansas	44 <b>66</b>								

Non-Div I Games: Aub.-Montgomery 62 36

Samford

■ Loss, 
 ■ Non-Conf, 
 ■ S Site, 
 ■ Home 
 ■ A Away 
 N Neutral



## San Diego

Through Games Of Feb. 15, 2015

Average RPI Win:	207	WON-LOST	WINNING	LAST 10	STRENGTH OF	OPP. STRENGTH	TEAM	ADJ.	CONF.	ADJ CONF.
Average RPI Loss:	50	RECORD	PCT. RANK	GAMES	SCHEDULE	OF SCHEDULE	RPI	RPI	RPI	RPI
DIV. I ONLY	19- 5	27	7- 3	232	88	66	66	8	8	
DIV. I NON-CONF.	8- 1	25	0- 0	310	171	89	89	8	8	
TOTALS	RPI 1-25	RPI 26-50	W-L RECORDS	RPI 51-100	RPI 101-150	RPI 150+				
19- 5	0- 0	0- 4	OVERALL	2- 1	0- 0	17- 0				
9- 2	0- 0	0- 2	HOME	1- 0	0- 0	8- 0				
10- 3	0- 0	0- 2	AWAY	1- 1	0- 0	9- 0				
0- 0	0- 0	0- 0	NEUTRAL	0- 0	0- 0	0- 0				
8- 1	0- 0	0- 1	NON-CONFERENCE	0- 0	0- 0	8- 0				
4- 1	0- 0	0- 1	HOME	0- 0	0- 0	4- 0				
4- 0	0- 0	0- 0	AWAY	0- 0	0- 0	4- 0				
0- 0	0- 0	0- 0	NEUTRAL	0- 0	0- 0	0- 0				
11- 4	0- 0	0- 3	CONFERENCE	2- 1	0- 0	9- 0				
5- 1	0- 0	0- 1	HOME	1- 0	0- 0	4- 0				
6- 3	0- 0	0- 2	AWAY	1- 1	0- 0	5- 0				
0- 0	0- 0	0- 0	NEUTRAL	0- 0	0- 0	0- 0				

RPI S	Opponent	Score	RPI S	Opponent	Score	RPI S	Opponent	Score	RPI S	Opponent	Score
41	A Gonzaga	49 67	47	A St. Mary's (CA)	66 68	52	A Pacific	63 53	171	H Dartmouth	78 53
47	H St. Mary's (CA)	56 57	47	H St. Mary's (CA)	56 57	52	H Pacific	56 52	174	A San Francisco	74 69
50	H Fresno St.	88 93	50	H Fresno St.	88 93	64	A BYU	50 54	174	H San Francisco	56 55
Team's RPI: 66											
LAST 12 Division I GAMES:											
47	A St. Mary's (CA)	66 68	64	A BYU	50 54	196	A Santa Clara	64 61	196	H Santa Clara	72 59
52	A Pacific	63 53	52	H Pacific	56 52	198	A Pepperdine	68 64	198	H Pepperdine	72 55
198	H Pepperdine	72 55	47	H St. Mary's (CA)	56 57	204	H Montana St.	79 64	206	A Idaho	58 52
276	H Loyola Marymount	68 49	276	A Loyola Marymount	67 59	213	H Cal St. Fullerton	60 54	218	H San Diego St.	66 44
174	A San Francisco	74 69	198	A Pepperdine	68 64	243	A Weber St.	59 50	271	A UC Irvine	87 64
196	A Santa Clara	64 61	196	H Santa Clara	72 59	276	A Loyola Marymount	67 59	276	H Loyola Marymount	68 49
						292	A Portland	87 65	319	A Seattle	59 54

Non-Div I Games: Cal St. San Marcos 82 42

San Diego

■ Loss, 
 ■ Non-Conf, 
 ■ S Site, 
 ■ Home 
 ■ A Away 
 N Neutral



Average RPI Win:	255	WON-LOST	WINNING	LAST 10	STRENGTH OF	OPP. STRENGTH	TEAM	ADJ.	CONF.	ADJ CONF.
Average RPI Loss:	99	RECORD	PCT. RANK	GAMES	SCHEDULE	OF SCHEDULE	RPI	RPI	RPI	RPI
DIV. I ONLY	9- 15	245	5- 5	116	159	218	218	22	22	
DIV. I NON-CONF.	3- 8	263	0- 0	50	117	207	207	19	19	
TOTALS	RPI 1-25	RPI 26-50	W-L RECORDS	RPI 51-100	RPI 101-150	RPI 150+				
9- 15	0- 2	0- 2	OVERALL	0- 4	2- 5	7- 2				
6- 5	0- 1	0- 1	HOME	0- 1	2- 2	4- 0				
2- 9	0- 1	0- 1	AWAY	0- 2	0- 3	2- 2				
1- 1	0- 0	0- 0	NEUTRAL	0- 1	0- 0	1- 0				
3- 8	0- 2	0- 0	NON-CONFERENCE	0- 2	1- 4	2- 0				
2- 3	0- 1	0- 0	HOME	0- 0	1- 2	1- 0				
0- 4	0- 1	0- 0	AWAY	0- 1	0- 2	0- 0				
1- 1	0- 0	0- 0	NEUTRAL	0- 1	0- 0	1- 0				
6- 7	0- 0	0- 2	CONFERENCE	0- 2	1- 1	5- 2				
4- 2	0- 0	0- 1	HOME	0- 1	1- 0	3- 0				
2- 5	0- 0	0- 1	AWAY	0- 1	0- 1	2- 2				
0- 0	0- 0	0- 0	NEUTRAL	0- 0	0- 0	0- 0				

RPI 1-25				RPI 26-50				RPI 51-100				RPI 101+ Team's RPI: 218			
RPI	S	Opponent	Score	RPI	S	Opponent	Score	RPI	S	Opponent	Score	RPI	S	Opponent	Score
6	A	South Carolina	38 89	50	A	Fresno St.	50 57	54	N	Michigan	50 70	101	H	Long Beach St.	62 74
21	H	Washington	48 69	50	H	Fresno St.	44 56	66	A	San Diego	44 66	108	H	CSUN	54 65
								76	A	Colorado St.	42 65	124	H	Boise St.	57 40
								76	H	Colorado St.	36 49	131	A	UC Riverside	54 64
												141	A	Furman	43 60
												149	A	New Mexico	53 62
												150	H	Sacramento St.	99 91
												209	A	Wyoming	66 74
												209	H	Wyoming	57 54
												241	N	Idaho St.	68 53
												246	A	UNLV	47 64
												267	A	Utah St.	70 59
												277	H	Nevada	57 49
												335	H	UC Santa Barbara	64 58
												344	A	Air Force	74 65
												344	H	Air Force	70 47
LAST 12 Division I GAMES:															
				76	A	Colorado St.	42 65	76	H	Colorado St.	36 49				
				209	A	Wyoming	66 74	344	H	Air Force	70 47				
				124	H	Boise St.	57 40	246	A	UNLV	47 64				
				277	H	Nevada	57 49	209	H	Wyoming	57 54				
				267	A	Utah St.	70 59	149	A	New Mexico	53 62				
				50	A	Fresno St.	50 57	50	H	Fresno St.	44 56				

Non-Div I Games:

San Diego St.

■ Loss, 
 ■ Non-Conf, 
 ■ S Site, 
 ■ H Home 
 ■ A Away 
 N Neutral



## San Francisco

Through Games Of Feb. 15, 2015

Average RPI Win:	262	WON-LOST	WINNING	LAST 10	STRENGTH OF	OPP. STRENGTH	TEAM	ADJ.	CONF.	ADJ CONF.
Average RPI Loss:	79	RECORD	PCT. RANK	GAMES	SCHEDULE	OF SCHEDULE	RPI	RPI	RPI	RPI
DIV. I ONLY	12- 11	164	5- 5	188	180	174	174	8	8	
DIV. I NON-CONF.	7- 2	47	0- 0	307	325	117	117	8	8	
TOTALS	RPI 1-25	RPI 26-50	W-L RECORDS	RPI 51-100	RPI 101-150	RPI 150+				
12- 11	0- 0	0- 3	OVERALL	0- 5	1- 2	11- 1				
7- 5	0- 0	0- 2	HOME	0- 3	0- 0	7- 0				
5- 6	0- 0	0- 1	AWAY	0- 2	1- 2	4- 1				
0- 0	0- 0	0- 0	NEUTRAL	0- 0	0- 0	0- 0				
7- 2	0- 0	0- 0	NON-CONFERENCE	0- 0	1- 2	6- 0				
5- 0	0- 0	0- 0	HOME	0- 0	0- 0	5- 0				
2- 2	0- 0	0- 0	AWAY	0- 0	1- 2	1- 0				
0- 0	0- 0	0- 0	NEUTRAL	0- 0	0- 0	0- 0				
5- 9	0- 0	0- 3	CONFERENCE	0- 5	0- 0	5- 1				
2- 5	0- 0	0- 2	HOME	0- 3	0- 0	2- 0				
3- 4	0- 0	0- 1	AWAY	0- 2	0- 0	3- 1				
0- 0	0- 0	0- 0	NEUTRAL	0- 0	0- 0	0- 0				

RPI S	Opponent	Score	RPI S	Opponent	Score	RPI S	Opponent	Score	RPI S	Opponent	Score	Team's RPI: 174
41	A Gonzaga	84 91	41	H Gonzaga	64 75	52	H Pacific	54 92	101	A Long Beach St.	58 70	
47	H St. Mary's (CA)	66 68				64	A BYU	62 65	109	A UC Davis	73 70	
						64	H BYU	63 68	131	A UC Riverside	53 66	
						66	A San Diego	55 56	196	A Santa Clara	79 80	
						66	H San Diego	69 74	196	H Santa Clara	62 45	
									198	A Pepperdine	69 58	
									240	H San Jose St.	77 62	
									276	A Loyola Marymount	74 65	
									277	H Nevada	63 48	
									291	H Columbia	70 65	
									292	A Portland	79 44	
									292	H Portland	85 68	
									319	A Seattle	67 56	
									323	H North Texas	60 42	
									328	H Utah Valley	69 50	
LAST 12 Division I GAMES:												
196	A Santa Clara	79 80	198	A Pepperdine	69 58							
41	A Gonzaga	84 91	196	H Santa Clara	62 45							
292	A Portland	79 44	292	H Portland	85 68							
66	H San Diego	69 74	41	H Gonzaga	64 75							
64	H BYU	63 68	64	A BYU	62 65							
276	A Loyola Marymount	74 65	66	A San Diego	55 56							

Non-Div I Games: Cal St. Monterey Ba85 48 Sonoma St. 83 42

San Francisco

Loss, Non-Conf, S Site, H Home A Away N Neutral



San Jose St.

Through Games Of Feb. 15, 2015

Average RPI Win:	215	WON-LOST	WINNING	LAST 10	STRENGTH OF	OPP. STRENGTH	TEAM	ADJ.	CONF.	ADJ CONF.
Average RPI Loss:	165	RECORD	PCT. RANK	GAMES	SCHEDULE	OF SCHEDULE	RPI	RPI	RPI	RPI
DIV. I ONLY	10- 12	209	4- 6	288	142	240	240	22	22	
DIV. I NON-CONF.	5- 5	158	0- 0	298	76	182	182	19	19	
TOTALS	RPI 1-25	RPI 26-50	W-L RECORDS	RPI 51-100	RPI 101-150	RPI 150+				
10- 12	0- 0	1- 2	OVERALL	0- 1	3- 3	6- 6				
7- 3	0- 0	1- 0	HOME	0- 0	3- 1	3- 2				
2- 9	0- 0	0- 2	AWAY	0- 1	0- 2	2- 4				
1- 0	0- 0	0- 0	NEUTRAL	0- 0	0- 0	1- 0				
5- 5	0- 0	0- 1	NON-CONFERENCE	0- 0	2- 2	3- 2				
3- 0	0- 0	0- 0	HOME	0- 0	2- 0	1- 0				
1- 5	0- 0	0- 1	AWAY	0- 0	0- 2	1- 2				
1- 0	0- 0	0- 0	NEUTRAL	0- 0	0- 0	1- 0				
5- 7	0- 0	1- 1	CONFERENCE	0- 1	1- 1	3- 4				
4- 3	0- 0	1- 0	HOME	0- 0	1- 1	2- 2				
1- 4	0- 0	0- 1	AWAY	0- 1	0- 0	1- 2				
0- 0	0- 0	0- 0	NEUTRAL	0- 0	0- 0	0- 0				

RPI S	Opponent	Score	RPI S	Opponent	Score	RPI S	Opponent	Score	RPI S	Opponent	Score	Team's RPI: 240
26	A California	87 110	76	A Colorado St.	59 77	109	H UC Davis	89 75				
50	A Fresno St.	46 58				124	H Boise St.	88 78				
50	H Fresno St.	56 51				125	A Colorado	89 97				
						131	A UC Riverside	80 100				
						149	H New Mexico	62 64				
						150	H Sacramento St.	102 94				
						174	A San Francisco	62 77				
						209	A Wyoming	60 96				
						209	H Wyoming	61 71				
						242	A Utah	87 100				
						246	H UNLV	68 72				
						267	H Utah St.	62 58				
						268	N Cincinnati	79 54				
						271	A UC Irvine	91 65				
						277	A Nevada	80 77				
						291	H Columbia	119 76				
						344	A Air Force	80 83				
						344	H Air Force	91 64				
LAST 12 Division I GAMES:												
209	H Wyoming	61 71	76	A Colorado St.	59 77							
277	A Nevada	80 77	50	A Fresno St.	46 58							
50	H Fresno St.	56 51	246	H UNLV	68 72							
149	H New Mexico	62 64	344	H Air Force	91 64							
344	A Air Force	80 83	209	A Wyoming	60 96							
124	H Boise St.	88 78	267	H Utah St.	62 58							

Non-Div I Games: Southern Ore. 110 91

San Jose St.

Loss, Non-Conf, S Site, H Home A Away N Neutral



Santa Clara

Through Games Of Feb. 15, 2015

Average RPI Win:	226	WON-LOST	WINNING	LAST 10	STRENGTH OF	OPP. STRENGTH	TEAM	ADJ.	CONF.	ADJ CONF.
Average RPI Loss:	94	RECORD	PCT. RANK	GAMES	SCHEDULE	OF SCHEDULE	RPI	RPI	RPI	RPI
DIV. I ONLY	8- 14	250	3- 3	141	92	196	196	8	8	
DIV. I NON-CONF.	4- 4	158	1- 0	294	51	171	171	8	8	
TOTALS	RPI 1-25	RPI 26-50	W-L RECORDS	RPI 51-100	RPI 101-150	RPI 150+				
8- 14	0- 1	0- 3	OVERALL	1- 5	1- 3	6- 2				
2- 6	0- 0	0- 2	HOME	0- 3	0- 1	2- 0				
4- 8	0- 1	0- 1	AWAY	0- 2	0- 2	4- 2				
2- 0	0- 0	0- 0	NEUTRAL	1- 0	1- 0	0- 0				
4- 4	0- 1	0- 0	NON-CONFERENCE	1- 0	1- 3	2- 0				
0- 1	0- 0	0- 0	HOME	0- 0	0- 1	0- 0				
2- 3	0- 1	0- 0	AWAY	0- 0	0- 2	2- 0				
2- 0	0- 0	0- 0	NEUTRAL	1- 0	1- 0	0- 0				
4- 10	0- 0	0- 3	CONFERENCE	0- 5	0- 0	4- 2				
2- 5	0- 0	0- 2	HOME	0- 3	0- 0	2- 0				
2- 5	0- 0	0- 1	AWAY	0- 2	0- 0	2- 2				
0- 0	0- 0	0- 0	NEUTRAL	0- 0	0- 0	0- 0				

RPI 1-25				RPI 26-50				RPI 51-100				RPI 101+ Team's RPI: 196			
RPI	S	Opponent	Score	RPI	S	Opponent	Score	RPI	S	Opponent	Score	RPI	S	Opponent	Score
25	A	Stanford	43 82	41	A	Gonzaga	49 76	52	H	Pacific	59 61	109	N	UC Davis	79 76
				41	H	Gonzaga	70 78	64	A	BYU	55 84	130	H	Cal Poly	73 79
				47	H	St. Mary's (CA)	61 62	64	H	BYU	56 58	131	A	UC Riverside	69 80
								65	N	LSU	69 67	142	A	Oregon	88 92
								66	A	San Diego	59 72	174	A	San Francisco	45 62
								66	H	San Diego	61 64	174	H	San Francisco	80 79
												198	A	Pepperdine	65 54
												276	A	Loyola Marymount	57 82
												292	A	Portland	64 55
												292	H	Portland	83 68
												335	A	UC Santa Barbara	47 33
												344	A	Air Force	85 64
LAST 12 Division I GAMES:															
344	A	Air Force	85 64	198	A	Pepperdine	65 54								
174	H	San Francisco	80 79	276	A	Loyola Marymount	57 82								
292	A	Portland	64 55	174	A	San Francisco	45 62								
41	A	Gonzaga	49 76	41	H	Gonzaga	70 78								
64	H	BYU	56 58	292	H	Portland	83 68								
66	H	San Diego	61 64	66	A	San Diego	59 72								

Non-Div I Games: San Fran. St. 87 41

Santa Clara

Loss, Non-Conf, S Site, H Home A Away N Neutral



Average RPI Win:	249	WON-LOST	WINNING	LAST 10	STRENGTH OF	OPP. STRENGTH	TEAM	ADJ.	CONF.	ADJ CONF.
Average RPI Loss:	151	RECORD	PCT. RANK	GAMES	SCHEDULE	OF SCHEDULE	RPI	RPI	RPI	RPI
DIV. I ONLY	11- 10	156	3- 2	201	272	169	169	31	31	
DIV. I NON-CONF.	3- 7	250	0- 1	47	75	159	159	29	29	
TOTALS	RPI 1-25	RPI 26-50	W-L RECORDS	RPI 51-100	RPI 101-150	RPI 150+				
11- 10	0- 2	0- 1	OVERALL	1- 1	2- 0	8- 6				
5- 3	0- 0	0- 0	HOME	1- 0	1- 0	3- 3				
6- 6	0- 2	0- 1	AWAY	0- 1	1- 0	5- 2				
0- 1	0- 0	0- 0	NEUTRAL	0- 0	0- 0	0- 1				
3- 7	0- 2	0- 1	NON-CONFERENCE	0- 1	2- 0	1- 3				
2- 1	0- 0	0- 0	HOME	0- 0	1- 0	1- 1				
1- 5	0- 2	0- 1	AWAY	0- 1	1- 0	0- 1				
0- 1	0- 0	0- 0	NEUTRAL	0- 0	0- 0	0- 1				
8- 3	0- 0	0- 0	CONFERENCE	1- 0	0- 0	7- 3				
3- 2	0- 0	0- 0	HOME	1- 0	0- 0	2- 2				
5- 1	0- 0	0- 0	AWAY	0- 0	0- 0	5- 1				
0- 0	0- 0	0- 0	NEUTRAL	0- 0	0- 0	0- 0				

RPI 1-25				RPI 26-50				RPI 51-100				RPI 101+ Team's RPI: 169			
RPI	S	Opponent	Score	RPI	S	Opponent	Score	RPI	S	Opponent	Score	RPI	S	Opponent	Score
6	A	South Carolina	49 111	38	A	Arkansas	46 75	81	A	Fordham	53 63	133	A	Troy	83 80
13	A	Florida St.	51 97					97	H	Hampton	61 55	143	H	Florida	68 58
												152	N	Hartford	55 59
												175	A	Auburn	56 62
												214	A	N.C. A&T	59 56
												214	H	N.C. A&T	48 53
												244	H	Jacksonville	41 45
												257	H	Bethune-Cookman	52 59
												273	H	Norfolk St.	56 54
												282	H	South Carolina St.	61 53
												288	H	Alabama St.	71 62
												289	A	Morgan St.	72 58
												327	A	UMES	50 61
												331	A	N.C. Central	82 61
												339	A	Coppin St.	63 56
												346	A	Delaware St.	76 45
LAST 12 Division I GAMES:															
152	N	Hartford	55 59	97	H	Hampton	61 55	346	A	Delaware St.	76 45	327	A	UMES	50 61
282	H	South Carolina St.	61 53	273	H	Norfolk St.	56 54	244	H	Jacksonville	41 45	331	A	N.C. Central	82 61
339	A	Coppin St.	63 56					214	A	N.C. A&T	59 56	339	A	Coppin St.	63 56
289	A	Morgan St.	72 58									346	A	Delaware St.	76 45
214	H	N.C. A&T	48 53												

Non-Div I Games: Columbia (SC) 106 60 Allen 95 47

Savannah St.

■ Loss, 
 ■ Non-Conf, 
 ■ S Site, 
 ■ Home 
 ■ A Away 
 N Neutral



Average RPI Win:	319	WON-LOST	WINNING	LAST 10	STRENGTH OF	OPP. STRENGTH	TEAM	ADJ.	CONF.	ADJ CONF.
Average RPI Loss:	156	RECORD	PCT. RANK	GAMES	SCHEDULE	OF SCHEDULE	RPI	RPI	RPI	RPI
DIV. I ONLY	7- 18	288	4- 6	279	259	319	319	30	30	
DIV. I NON-CONF.	3- 12	295	0- 2	251	156	326	326	30	30	
TOTALS	RPI 1-25	RPI 26-50	W-L RECORDS	RPI 51-100	RPI 101-150	RPI 150+				
7- 18	0- 1	0- 0	OVERALL	0- 2	0- 5	7- 10				
6- 11	0- 1	0- 0	HOME	0- 1	0- 3	6- 6				
1- 7	0- 0	0- 0	AWAY	0- 1	0- 2	1- 4				
0- 0	0- 0	0- 0	NEUTRAL	0- 0	0- 0	0- 0				
3- 12	0- 1	0- 0	NON-CONFERENCE	0- 2	0- 4	3- 5				
3- 8	0- 1	0- 0	HOME	0- 1	0- 2	3- 4				
0- 4	0- 0	0- 0	AWAY	0- 1	0- 2	0- 1				
0- 0	0- 0	0- 0	NEUTRAL	0- 0	0- 0	0- 0				
4- 6	0- 0	0- 0	CONFERENCE	0- 0	0- 1	4- 5				
3- 3	0- 0	0- 0	HOME	0- 0	0- 1	3- 2				
1- 3	0- 0	0- 0	AWAY	0- 0	0- 0	1- 3				
0- 0	0- 0	0- 0	NEUTRAL	0- 0	0- 0	0- 0				

RPI 1-25				RPI 26-50				RPI 51-100				RPI 101+ Team's RPI: 319			
RPI	S	Opponent	Score	RPI	S	Opponent	Score	RPI	S	Opponent	Score	RPI	S	Opponent	Score
21	H	Washington	69 102					66	H	San Diego	54 59	101	A	Long Beach St.	73 85
								68	A	Washington St.	62 82	108	H	CSUN	63 86
												118	H	Montana	64 70
												128	H	Bakersfield	62 69
												142	A	Oregon	44 70
												151	A	New Mexico St.	66 76
												151	H	New Mexico St.	69 76
												174	H	San Francisco	56 67
												197	A	Tex.-Pan American	58 80
												197	H	Tex.-Pan American	60 70
												204	A	Montana St.	61 74
												206	H	Idaho	50 65
												213	H	Cal St. Fullerton	59 66
												241	H	Idaho St.	55 63
												276	H	Loyola Marymount	62 57
												296	A	Grand Canyon	59 56
												308	H	Portland St.	54 47
												328	A	Utah Valley	42 73
												328	H	Utah Valley	73 58
												335	H	UC Santa Barbara	66 46
												342	H	UMKC	60 46
												345	H	Chicago St.	75 51
LAST 12 Division I GAMES:															
197	H	Tex.-Pan American	60 70	345	H	Chicago St.	75 51								
151	H	New Mexico St.	69 76	151	A	New Mexico St.	66 76								
328	A	Utah Valley	42 73	197	A	Tex.-Pan American	58 80								
296	A	Grand Canyon	59 56	328	H	Utah Valley	73 58								
128	H	Bakersfield	62 69	213	H	Cal St. Fullerton	59 66								
342	H	UMKC	60 46	108	H	CSUN	63 86								

Non-Div I Games:

Seattle

■ Loss, 
 ■ Non-Conf, 
 ■ S Site, 
 ■ Home 
 ■ A Away 
 N Neutral



Average RPI Win:	165	WON-LOST	WINNING	LAST 10	STRENGTH OF	OPP. STRENGTH	TEAM	ADJ.	CONF.	ADJ CONF.
Average RPI Loss:	120	RECORD	PCT. RANK	GAMES	SCHEDULE	OF SCHEDULE	RPI	RPI	RPI	RPI
DIV. I ONLY	22- 4	19	8- 2	184	75	44	44	10	10	
DIV. I NON-CONF.	11- 1	11	0- 0	221	98	41	41	9	9	
TOTALS	RPI 1-25	RPI 26-50	W-L RECORDS	RPI 51-100	RPI 101-150	RPI 150+				
22- 4	0- 0	1- 0	OVERALL	7- 3	3- 0	11- 1				
15- 1	0- 0	1- 0	HOME	3- 1	3- 0	8- 0				
7- 3	0- 0	0- 0	AWAY	4- 2	0- 0	3- 1				
0- 0	0- 0	0- 0	NEUTRAL	0- 0	0- 0	0- 0				
11- 1	0- 0	1- 0	NON-CONFERENCE	2- 1	2- 0	6- 0				
9- 0	0- 0	1- 0	HOME	1- 0	2- 0	5- 0				
2- 1	0- 0	0- 0	AWAY	1- 1	0- 0	1- 0				
0- 0	0- 0	0- 0	NEUTRAL	0- 0	0- 0	0- 0				
11- 3	0- 0	0- 0	CONFERENCE	5- 2	1- 0	5- 1				
6- 1	0- 0	0- 0	HOME	2- 1	1- 0	3- 0				
5- 2	0- 0	0- 0	AWAY	3- 1	0- 0	2- 1				
0- 0	0- 0	0- 0	NEUTRAL	0- 0	0- 0	0- 0				

RPI 1-25			RPI 26-50			Team's RPI: 44			RPI 51-100			RPI 101+			
RPI	S	Opponent	Score	RPI	S	Opponent	Score	RPI	S	Opponent	Score	RPI	S	Opponent	Score
				49	H	Georgia	70 51					119	H	Saint Joseph's	77 60
								59	A	DePaul	81 80	126	H	Butler	70 65
								59	H	DePaul	107 87	134	H	Kennesaw St.	77 74
								61	A	West Virginia	87 89	170	H	Fairfield	79 47
								69	A	Creighton	79 74	178	H	Xavier	78 54
								69	H	Creighton	73 81	193	A	Penn St.	75 70
								81	A	Fordham	56 43	200	H	Lafayette	80 63
								86	A	Villanova	59 56	236	A	Providence	68 67
								87	A	St. John's (NY)	50 59	236	H	Providence	67 40
								87	H	St. John's (NY)	78 73	262	A	Marquette	70 73
								88	H	Illinois	82 72	262	H	Marquette	88 58
												274	H	Rider	66 47
												286	A	Georgetown	99 85
												299	H	NJIT	74 62
												338	H	Saint Peter's	75 45
LAST 12 Division I GAMES:															
				262	A	Marquette	70 73	86	A	Villanova	59 56				
				59	A	DePaul	81 80	59	H	DePaul	107 87				
				69	H	Creighton	73 81	262	H	Marquette	88 58				
				236	H	Providence	67 40	236	A	Providence	68 67				
				87	H	St. John's (NY)	78 73	178	H	Xavier	78 54				
				286	A	Georgetown	99 85	87	A	St. John's (NY)	50 59				

Non-Div I Games:

Seton Hall



Average RPI Win:	259	WON-LOST	WINNING	LAST 10	STRENGTH OF	OPP. STRENGTH	TEAM	ADJ.	CONF.	ADJ CONF.
Average RPI Loss:	135	RECORD	PCT. RANK	GAMES	SCHEDULE	OF SCHEDULE	RPI	RPI	RPI	RPI
DIV. I ONLY	14- 11	133	4- 6	214	289	179	179	24	24	
DIV. I NON-CONF.	7- 2	47	0- 0	210	322	92	92	23	23	
TOTALS	RPI 1-25	RPI 26-50	W-L RECORDS	RPI 51-100	RPI 101-150	RPI 150+				
14- 11	0- 0	0- 2	OVERALL	0- 2	2- 2	12- 5				
5- 7	0- 0	0- 1	HOME	0- 1	1- 1	4- 4				
9- 3	0- 0	0- 1	AWAY	0- 0	1- 1	8- 1				
0- 1	0- 0	0- 0	NEUTRAL	0- 1	0- 0	0- 0				
7- 2	0- 0	0- 0	NON-CONFERENCE	0- 2	2- 0	5- 0				
3- 1	0- 0	0- 0	HOME	0- 1	1- 0	2- 0				
4- 0	0- 0	0- 0	AWAY	0- 0	1- 0	3- 0				
0- 1	0- 0	0- 0	NEUTRAL	0- 1	0- 0	0- 0				
7- 9	0- 0	0- 2	CONFERENCE	0- 0	0- 2	7- 5				
2- 6	0- 0	0- 1	HOME	0- 0	0- 1	2- 4				
5- 3	0- 0	0- 1	AWAY	0- 0	0- 1	5- 1				
0- 0	0- 0	0- 0	NEUTRAL	0- 0	0- 0	0- 0				

RPI S	Opponent	Score	RPI S	Opponent	Score	RPI S	Opponent	Score	RPI S	Opponent	Score	Team's RPI: 179
30	A Quinnipiac	65 78	30	H Quinnipiac	62 87	67	N Akron	74 90	120	A Buffalo	58 50	
						84	H Albany (NY)	57 76	129	A Marist	58 65	
									129	H Marist	46 56	
									144	H Central Conn. St.	79 57	
									170	H Fairfield	55 60	
									176	A Iona	50 57	
									176	H Iona	50 79	
									205	A Sacred Heart	75 65	
									216	A Niagara	56 52	
									216	H Niagara	59 64	
									252	A Canisius	71 70	
									258	A Monmouth	54 52	
									258	H Monmouth	65 58	
									274	A Rider	65 43	
									274	H Rider	49 56	
									283	H Colgate	80 68	
									310	A Denver	78 62	
									320	A Binghamton	62 53	
									321	H Manhattan	59 51	
									329	H Fairleigh Dickinson	72 63	
									338	A Saint Peter's	65 40	
LAST 12 Division I GAMES:												
176	A Iona	50 57	321	H Manhattan	59 51							
216	H Niagara	59 64	258	A Monmouth	54 52							
258	H Monmouth	65 58	129	A Marist	58 65							
274	A Rider	65 43	176	H Iona	50 79							
30	H Quinnipiac	62 87	252	A Canisius	71 70							
274	H Rider	49 56	216	A Niagara	56 52							

Non-Div I Games:

Siena



Average RPI Win: <b>224</b>	WON-LOST	WINNING	LAST 10	STRENGTH OF	OPP. STRENGTH	TEAM	ADJ.	CONF.	ADJ CONF.
Average RPI Loss: <b>160</b>	RECORD	PCT. RANK	GAMES	SCHEDULE	OF SCHEDULE	RPI	RPI	RPI	RPI
DIV. I ONLY	2- 20	343	1- 9	109	253	315	315	14	14
DIV. I NON-CONF.	1- 6	316	0- 0	148	348	322	322	14	14
TOTALS	RPI 1-25	RPI 26-50	W-L RECORDS	RPI 51-100	RPI 101-150	RPI 150+			
2- 20	0- 0	0- 2	OVERALL	0- 2	0- 6	2- 10			
2- 9	0- 0	0- 1	HOME	0- 2	0- 2	2- 4			
0- 11	0- 0	0- 1	AWAY	0- 0	0- 4	0- 6			
0- 0	0- 0	0- 0	NEUTRAL	0- 0	0- 0	0- 0			
1- 6	0- 0	0- 0	NON-CONFERENCE	0- 1	0- 1	1- 4			
1- 2	0- 0	0- 0	HOME	0- 1	0- 0	1- 1			
0- 4	0- 0	0- 0	AWAY	0- 0	0- 1	0- 3			
0- 0	0- 0	0- 0	NEUTRAL	0- 0	0- 0	0- 0			
1- 14	0- 0	0- 2	CONFERENCE	0- 1	0- 5	1- 6			
1- 7	0- 0	0- 1	HOME	0- 1	0- 2	1- 3			
0- 7	0- 0	0- 1	AWAY	0- 0	0- 3	0- 3			
0- 0	0- 0	0- 0	NEUTRAL	0- 0	0- 0	0- 0			

RPI S	Opponent	Score	RPI S	Opponent	Score	RPI S	Opponent	Score	RPI S	Opponent	Score	Team's RPI: 315
39	A UALR		37	71		57	H Arkansas St.	50 62	107	A Ole Miss	48 88	
39	H UALR		34	56		93	H Southern Miss.	53 64	132	A Texas St.	42 63	
									132	H Texas St.	44 46	
									133	A Troy	67 78	
									139	A Appalachian St.	59 70	
									139	H Appalachian St.	63 67	
									158	H Indiana St.	53 74	
									160	A La.-Lafayette	58 65	
									160	H La.-Lafayette	57 47	
									191	A Texas-Arlington	49 59	
									191	H Texas-Arlington	46 63	
									207	A UAB	43 73	
									210	A La.-Monroe	53 55	
									225	A Nicholls St.	62 66	
									230	H Georgia St.	78 84	
									287	H Ga. Southern	53 67	
									288	H Alabama St.	64 61	
									333	A Tennessee Tech	66 70	
LAST 12 Division I GAMES:												
191	H Texas-Arlington	46 63	139	A Appalachian St.	59 70							
133	A Troy	67 78	39	H UALR	34 56							
230	H Georgia St.	78 84	160	A La.-Lafayette	58 65							
132	H Texas St.	44 46	132	A Texas St.	42 63							
210	A La.-Monroe	53 55	287	H Ga. Southern	53 67							
160	H La.-Lafayette	57 47	139	H Appalachian St.	63 67							

Non-Div I Games: Mobile 71 67 Spring Hill 69 42

South Ala.



Average RPI Win: 116		WON-LOST	WINNING	LAST 10	STRENGTH OF	OPP. STRENGTH	TEAM	ADJ.	CONF.	ADJ CONF.
Average RPI Loss: 4		RECORD	PCT. RANK	GAMES	SCHEDULE	OF SCHEDULE	RPI	RPI	RPI	RPI
DIV. I ONLY		24- 1	2	9- 1	39	12	6	6	3	3
DIV. I NON-CONF.		12- 1	7	0- 1	85	17	8	8	5	5
TOTALS	RPI 1-25	RPI 26-50		W-L RECORDS	RPI 51-100		RPI 101-150	RPI 150+		
24- 1	3- 1	3- 0		OVERALL	5- 0		5- 0	8- 0		
12- 0	2- 0	1- 0		HOME	2- 0		0- 0	7- 0		
8- 1	1- 1	1- 0		AWAY	2- 0		3- 0	1- 0		
4- 0	0- 0	1- 0		NEUTRAL	1- 0		2- 0	0- 0		
12- 1	1- 1	1- 0		NON-CONFERENCE	3- 0		2- 0	5- 0		
6- 0	0- 0	0- 0		HOME	1- 0		0- 0	5- 0		
2- 1	1- 1	0- 0		AWAY	1- 0		0- 0	0- 0		
4- 0	0- 0	1- 0		NEUTRAL	1- 0		2- 0	0- 0		
12- 0	2- 0	2- 0		CONFERENCE	2- 0		3- 0	3- 0		
6- 0	2- 0	1- 0		HOME	1- 0		0- 0	2- 0		
6- 0	0- 0	1- 0		AWAY	1- 0		3- 0	1- 0		
0- 0	0- 0	0- 0		NEUTRAL	0- 0		0- 0	0- 0		

[illegible]

Non-Div I Games:

## South Carolina

■ Loss, ■ Non-Conf, S Site, H Home A Away N Neutral



Average RPI Win:	291	WON-LOST	WINNING	LAST 10	STRENGTH OF	OPP. STRENGTH	TEAM	ADJ.	CONF.	ADJ CONF.
Average RPI Loss:	228	RECORD	PCT. RANK	GAMES	SCHEDULE	OF SCHEDULE	RPI	RPI	RPI	RPI
DIV. I ONLY	11- 10	156	5- 5	349	330	282	282	31	31	
DIV. I NON-CONF.	5- 4	139	1- 1	339	267	261	261	29	29	
TOTALS	RPI 1-25	RPI 26-50	W-L RECORDS	RPI 51-100	RPI 101-150	RPI 150+				
11- 10	0- 0	0- 0	OVERALL	0- 1	0- 1	11- 8				
7- 3	0- 0	0- 0	HOME	0- 1	0- 1	7- 1				
4- 7	0- 0	0- 0	AWAY	0- 0	0- 0	4- 7				
0- 0	0- 0	0- 0	NEUTRAL	0- 0	0- 0	0- 0				
5- 4	0- 0	0- 0	NON-CONFERENCE	0- 0	0- 1	5- 3				
4- 1	0- 0	0- 0	HOME	0- 0	0- 1	4- 0				
1- 3	0- 0	0- 0	AWAY	0- 0	0- 0	1- 3				
0- 0	0- 0	0- 0	NEUTRAL	0- 0	0- 0	0- 0				
6- 6	0- 0	0- 0	CONFERENCE	0- 1	0- 0	6- 5				
3- 2	0- 0	0- 0	HOME	0- 1	0- 0	3- 1				
3- 4	0- 0	0- 0	AWAY	0- 0	0- 0	3- 4				
0- 0	0- 0	0- 0	NEUTRAL	0- 0	0- 0	0- 0				

RPI 1-25				RPI 26-50				RPI 51-100				RPI 101+ Team's RPI: 282			
RPI	S	Opponent	Score	RPI	S	Opponent	Score	RPI	S	Opponent	Score	RPI	S	Opponent	Score
								97	H	Hampton	53 88	141	H	Furman	46 65
												167	A	Clemson	57 66
												169	A	Savannah St.	53 61
												192	H	Jacksonville St.	55 52
												201	H	USC Upstate	60 50
												214	A	N.C. A&T	48 59
												238	A	Presbyterian	33 46
												257	H	Bethune-Cookman	68 61
												273	H	Norfolk St.	79 75
												275	H	Col. of Charleston	60 51
												289	A	Morgan St.	46 54
												304	A	UNC Greensboro	50 70
												307	A	Wofford	59 53
												327	A	UMES	64 59
												331	A	N.C. Central	54 56
												334	H	Florida A&M	50 55
												339	A	Coppin St.	68 58
												341	H	Alabama A&M	69 62
												346	A	Delaware St.	65 60
												346	H	Delaware St.	64 62
LAST 12 Division I GAMES:															
				169	A	Savannah St.	53 61					327	A	UMES	64 59
				289	A	Morgan St.	46 54					346	A	Delaware St.	65 60
				339	A	Coppin St.	68 58					214	A	N.C. A&T	48 59
				346	H	Delaware St.	64 62					331	A	N.C. Central	54 56
				97	H	Hampton	53 88					141	H	Furman	46 65
				273	H	Norfolk St.	79 75					275	H	Col. of Charleston	60 51

Non-Div I Games: Columbia (SC) 97 55 Allen 103 55

South Carolina St.

■ Loss, 
 ■ Non-Conf, 
 ■ S Site, 
 ■ Home 
 ■ A Away 
 N Neutral



Average RPI Win:	226	WON-LOST	WINNING	LAST 10	STRENGTH OF	OPP. STRENGTH	TEAM	ADJ.	CONF.	ADJ CONF.
Average RPI Loss:	110	RECORD	PCT. RANK	GAMES	SCHEDULE	OF SCHEDULE	RPI	RPI	RPI	RPI
DIV. I ONLY	19- 5	27	9- 1	281	140	80	80	25	25	
DIV. I NON-CONF.	9- 3	60	0- 0	215	36	69	69	25	25	
TOTALS	RPI 1-25	RPI 26-50	W-L RECORDS	RPI 51-100	RPI 101-150	RPI 150+				
19- 5	0- 2	0- 0	OVERALL	2- 1	2- 0	15- 2				
11- 0	0- 0	0- 0	HOME	1- 0	2- 0	8- 0				
8- 4	0- 1	0- 0	AWAY	1- 1	0- 0	7- 2				
0- 1	0- 1	0- 0	NEUTRAL	0- 0	0- 0	0- 0				
9- 3	0- 2	0- 0	NON-CONFERENCE	1- 1	2- 0	6- 0				
5- 0	0- 0	0- 0	HOME	0- 0	2- 0	3- 0				
4- 2	0- 1	0- 0	AWAY	1- 1	0- 0	3- 0				
0- 1	0- 1	0- 0	NEUTRAL	0- 0	0- 0	0- 0				
10- 2	0- 0	0- 0	CONFERENCE	1- 0	0- 0	9- 2				
6- 0	0- 0	0- 0	HOME	1- 0	0- 0	5- 0				
4- 2	0- 0	0- 0	AWAY	0- 0	0- 0	4- 2				
0- 0	0- 0	0- 0	NEUTRAL	0- 0	0- 0	0- 0				

RPI 1-25				RPI 26-50				RPI 51-100 Team's RPI: 80				RPI 101+			
RPI	S	Opponent	Score	RPI	S	Opponent	Score	RPI	S	Opponent	Score	RPI	S	Opponent	Score
21	A	Washington	82 96					71	H	South Dakota St.	82 78	111	H	UNI	85 77
24	N	Chattanooga	54 67					72	A	Drake	83 78	115	H	North Dakota	86 81
								85	A	Kansas	60 68	177	A	UTSA	76 69
												181	A	Oral Roberts	65 81
												181	H	Oral Roberts	93 70
												213	H	Cal St. Fullerton	86 50
												224	A	Western Ill.	101 87
												239	A	IUPUI	43 68
												259	H	Valparaiso	81 62
												262	A	Marquette	69 65
												265	A	North Dakota St.	83 79
												265	H	North Dakota St.	84 69
												271	H	UC Irvine	96 52
												298	A	IPFW	73 72
												298	H	IPFW	91 80
												301	A	Omaha	64 48
												301	H	Omaha	83 69
												308	A	Portland St.	86 57
												310	H	Denver	82 56
LAST 12 Division I GAMES:															
301	H	Omaha	83 69	298	A	IPFW	73 72								
265	A	North Dakota St.	83 79	71	H	South Dakota St.	82 78								
298	H	IPFW	91 80	265	H	North Dakota St.	84 69								
181	H	Oral Roberts	93 70	224	A	Western Ill.	101 87								
310	H	Denver	82 56	181	A	Oral Roberts	65 81								
239	A	IUPUI	43 68	301	A	Omaha	64 48								

Non-Div I Games: St. Mary (KS) 115 51

South Dakota



Average RPI Win:	197	WON-LOST	WINNING	LAST 10	STRENGTH OF	OPP. STRENGTH	TEAM	ADJ.	CONF.	ADJ CONF.
Average RPI Loss:	147	RECORD	PCT. RANK	GAMES	SCHEDULE	OF SCHEDULE	RPI	RPI	RPI	RPI
DIV. I ONLY	17- 8	69	5- 1	111	221	71	71	25	25	
DIV. I NON-CONF.	9- 4	84	1- 0	14	141	34	34	25	25	
TOTALS	RPI 1-25	RPI 26-50	W-L RECORDS	RPI 51-100	RPI 101-150	RPI 150+				
17- 8	0- 1	2- 0	OVERALL	2- 3	1- 1	12- 3				
9- 2	0- 1	1- 0	HOME	2- 1	0- 0	6- 0				
7- 6	0- 0	1- 0	AWAY	0- 2	1- 1	5- 3				
1- 0	0- 0	0- 0	NEUTRAL	0- 0	0- 0	1- 0				
9- 4	0- 1	2- 0	NON-CONFERENCE	2- 2	1- 1	4- 0				
4- 2	0- 1	1- 0	HOME	2- 1	0- 0	1- 0				
4- 2	0- 0	1- 0	AWAY	0- 1	1- 1	2- 0				
1- 0	0- 0	0- 0	NEUTRAL	0- 0	0- 0	1- 0				
8- 4	0- 0	0- 0	CONFERENCE	0- 1	0- 0	8- 3				
5- 0	0- 0	0- 0	HOME	0- 0	0- 0	5- 0				
3- 4	0- 0	0- 0	AWAY	0- 1	0- 0	3- 3				
0- 0	0- 0	0- 0	NEUTRAL	0- 0	0- 0	0- 0				

RPI 1-25				RPI 26-50				RPI 51-100 Team's RPI: 71				RPI 101+			
RPI	S	Opponent	Score	RPI	S	Opponent	Score	RPI	S	Opponent	Score	RPI	S	Opponent	Score
23	H	Green Bay	75 77	38	A	Arkansas	80 75	55	H	Middle Tenn.	65 61	111	A	UNI	74 60
				39	H	UALR	67 42	59	A	DePaul	62 84	129	A	Marist	64 82
								64	H	BYU	75 65	181	A	Oral Roberts	66 52
								69	H	Creighton	81 88	181	H	Oral Roberts	71 46
								80	A	South Dakota	78 82	183	A	Northern Colo.	71 48
												224	A	Western Ill.	74 61
												239	A	IUPUI	67 68
												246	A	UNLV	65 59
												251	N	Northern Ill.	55 42
												265	A	North Dakota St.	78 83
												265	H	North Dakota St.	82 52
												298	A	IPFW	65 64
												298	H	IPFW	89 68
												301	H	Omaha	101 66
												303	H	Sam Houston St.	60 49
												310	A	Denver	72 77
												310	H	Denver	85 44
LAST 12 Division I GAMES:															
246	A	UNLV	65 59	224	A	Western Ill.	74 61								
181	A	Oral Roberts	66 52	80	A	South Dakota	78 82								
310	A	Denver	72 77	301	H	Omaha	101 66								
298	H	IPFW	89 68	239	A	IUPUI	67 68								
265	H	North Dakota St.	82 52	298	A	IPFW	65 64								
181	H	Oral Roberts	71 46	265	A	North Dakota St.	78 83								

Non-Div I Games:

South Dakota St.

■ Loss, 
■ Non-Conf, S Site, 
■ Home 
■ Away 
N Neutral



Average RPI Win:	157	WON-LOST	WINNING	LAST 10	STRENGTH OF	OPP. STRENGTH	TEAM	ADJ.	CONF.	ADJ CONF.
Average RPI Loss:	31	RECORD	PCT. RANK	GAMES	SCHEDULE	OF SCHEDULE	RPI	RPI	RPI	RPI
DIV. I ONLY	20- 5	26	8- 2	58	47	27	27	7	7	
DIV. I NON-CONF.	9- 3	60	0- 0	43	8	30	30	7	7	
TOTALS	RPI 1-25	RPI 26-50	W-L RECORDS	RPI 51-100	RPI 101-150	RPI 150+				
20- 5	2- 3	3- 0	OVERALL	3- 2	0- 0	12- 0				
10- 1	0- 0	2- 0	HOME	1- 1	0- 0	7- 0				
7- 3	1- 2	1- 0	AWAY	0- 1	0- 0	5- 0				
3- 1	1- 1	0- 0	NEUTRAL	2- 0	0- 0	0- 0				
9- 3	2- 2	1- 0	NON-CONFERENCE	2- 1	0- 0	4- 0				
4- 1	0- 0	1- 0	HOME	0- 1	0- 0	3- 0				
2- 1	1- 1	0- 0	AWAY	0- 0	0- 0	1- 0				
3- 1	1- 1	0- 0	NEUTRAL	2- 0	0- 0	0- 0				
11- 2	0- 1	2- 0	CONFERENCE	1- 1	0- 0	8- 0				
6- 0	0- 0	1- 0	HOME	1- 0	0- 0	4- 0				
5- 2	0- 1	1- 0	AWAY	0- 1	0- 0	4- 0				
0- 0	0- 0	0- 0	NEUTRAL	0- 0	0- 0	0- 0				

RPI	S	Opponent	Score	RPI	S	Opponent	Score	Team's RPI: 27	RPI	S	Opponent	Score	RPI	S	Opponent	Score
4	A	UConn	50 92	43	A	Tulane	53 40		51	A	East Carolina	64 65	156	A	Memphis	57 53
5	A	Maryland	67 85	43	H	Tulane	64 45		51	H	East Carolina	69 62	156	H	Memphis	72 39
9	N	Kentucky	57 61	46	H	Stetson	78 62		86	N	Villanova	57 56	163	A	Temple	70 58
19	N	Oklahoma	83 68						87	H	St. John's (NY)	52 55	183	H	Northern Colo.	84 43
24	A	Chattanooga	59 57						88	N	Illinois	67 61	193	A	Penn St.	90 87
													248	A	SMU	72 51
													248	H	SMU	82 59
													255	H	UCF	91 68
													268	H	Cincinnati	75 36
													272	A	Houston	71 55
													275	H	Col. of Charleston	67 47
													326	H	UNC Asheville	97 53
LAST 12 Division I GAMES:																
51	A	East Carolina	64 65	272	A	Houston	71 55									
248	A	SMU	72 51	4	A	UConn	50 92									
268	H	Cincinnati	75 36	248	H	SMU	82 59									
255	H	UCF	91 68	163	A	Temple	70 58									
156	A	Memphis	57 53	43	A	Tulane	53 40									
43	H	Tulane	64 45	156	H	Memphis	72 39									

Non-Div I Games:

South Fla.



Schedule Nov. 26 -				Through Games Of Feb. 13, 1913						
Average RPI Win:	307	WON-LOST	WINNING	LAST 10	STRENGTH OF	OPP. STRENGTH	TEAM	ADJ.	CONF.	ADJ CONF.
Average RPI Loss:	188	RECORD	PCT. RANK	GAMES	SCHEDULE	OF SCHEDULE	RPI	RPI	RPI	RPI
DIV. I ONLY		8- 16	259	3- 7	322	311	305	305	26	26
DIV. I NON-CONF.		5- 6	177	0- 0	303	305	235	235	26	26
TOTALS		RPI 1-25	RPI 26-50	W-L RECORDS	RPI 51-100	RPI 101-150	RPI 150+			
8- 16	0- 0		0- 0	OVERALL	0- 0	0- 6	8- 10			
4- 6	0- 0		0- 0	HOME	0- 0	0- 2	4- 4			
3- 9	0- 0		0- 0	AWAY	0- 0	0- 4	3- 5			
1- 1	0- 0		0- 0	NEUTRAL	0- 0	0- 0	1- 1			
5- 6	0- 0		0- 0	NON-CONFERENCE	0- 0	0- 4	5- 2			
1- 2	0- 0		0- 0	HOME	0- 0	0- 1	1- 1			
3- 3	0- 0		0- 0	AWAY	0- 0	0- 3	3- 0			
1- 1	0- 0		0- 0	NEUTRAL	0- 0	0- 0	1- 1			
3- 10	0- 0		0- 0	CONFERENCE	0- 0	0- 2	3- 8			
3- 4	0- 0		0- 0	HOME	0- 0	0- 1	3- 3			
0- 6	0- 0		0- 0	AWAY	0- 0	0- 1	0- 5			
0- 0	0- 0		0- 0	NEUTRAL	0- 0	0- 0	0- 0			

[illegible]

Non-Div I Games:	Ill.-Springfield	73	56	William Woods	77	40
------------------	------------------	----	----	---------------	----	----

Southeast Mo. St.

Loss, Non-Conf, S Site, H Home A Away N Neutral



Average RPI Win:	278	WON-LOST	WINNING	LAST 10	STRENGTH OF	OPP. STRENGTH	TEAM	ADJ.	CONF.	ADJ CONF.
Average RPI Loss:	179	RECORD	PCT. RANK	GAMES	SCHEDULE	OF SCHEDULE	RPI	RPI	RPI	RPI
DIV. I ONLY	5- 16	303	2- 8	187	322	306	306	28	28	
DIV. I NON-CONF.	2- 7	290	0- 0	72	228	237	237	28	28	
TOTALS	RPI 1-25	RPI 26-50	W-L RECORDS	RPI 51-100	RPI 101-150	RPI 150+				
5- 16	0- 0	0- 2	OVERALL	0- 1	0- 2	5- 11				
5- 4	0- 0	0- 0	HOME	0- 0	0- 0	5- 4				
0- 12	0- 0	0- 2	AWAY	0- 1	0- 2	0- 7				
0- 0	0- 0	0- 0	NEUTRAL	0- 0	0- 0	0- 0				
2- 7	0- 0	0- 2	NON-CONFERENCE	0- 1	0- 2	2- 2				
2- 1	0- 0	0- 0	HOME	0- 0	0- 0	2- 1				
0- 6	0- 0	0- 2	AWAY	0- 1	0- 2	0- 1				
0- 0	0- 0	0- 0	NEUTRAL	0- 0	0- 0	0- 0				
3- 9	0- 0	0- 0	CONFERENCE	0- 0	0- 0	3- 9				
3- 3	0- 0	0- 0	HOME	0- 0	0- 0	3- 3				
0- 6	0- 0	0- 0	AWAY	0- 0	0- 0	0- 6				
0- 0	0- 0	0- 0	NEUTRAL	0- 0	0- 0	0- 0				

RPI S	Opponent	Score	RPI S	Opponent	Score	RPI S	Opponent	Score	RPI S	Opponent	Score	Team's RPI: 306
32	A Mississippi St.	36 97	65	A LSU	42 75	107	A Ole Miss	71 79				
40	A Minnesota	60 109				133	A Troy	78 80				
						154	A Stephen F. Austin	71 78				
						160	H La.-Lafayette	60 71				
						175	A Auburn	44 72				
						184	A Lamar	60 83				
						215	H Northwestern St.	58 52				
						225	A Nicholls St.	80 93				
						232	A McNeese St.	62 66				
						232	H McNeese St.	57 78				
						254	H Southern U.	79 76				
						260	A Abilene Christian	74 75				
						261	H Central Ark.	48 60				
						270	H A&M-Corpus Christi	53 74				
						285	H Houston Baptist	67 59				
						303	H Sam Houston St.	78 76				
						334	H Florida A&M	69 67				
						336	A Incarnate Word	70 82				
LAST 12 Division I GAMES:												
225	A Nicholls St.	80 93	270	H A&M-Corpus Christi	53 74							
232	A McNeese St.	62 66	336	A Incarnate Word	70 82							
260	A Abilene Christian	74 75	184	A Lamar	60 83							
261	H Central Ark.	48 60	285	H Houston Baptist	67 59							
215	H Northwestern St.	58 52	303	H Sam Houston St.	78 76							
232	H McNeese St.	57 78	154	A Stephen F. Austin	71 78							

Non-Div I Games: William Carey 62 35 Mobile 74 47

Southeastern La.

■ Loss, 
 ■ Non-Conf, 
 ■ S Site, 
 ■ Home 
 ■ A Away 
 N Neutral



## Southern California

Through Games Of Feb. 15, 2015

Average RPI Win:	170	WON-LOST	WINNING	LAST 10	STRENGTH OF	OPP. STRENGTH	TEAM	ADJ.	CONF.	ADJ CONF.
Average RPI Loss:	48	RECORD	PCT. RANK	GAMES	SCHEDULE	OF SCHEDULE	RPI	RPI	RPI	RPI
DIV. I ONLY	14- 11	133	4- 6	56	30	73	73	5	5	
DIV. I NON-CONF.	8- 3	71	0- 0	111	64	57	57	4	4	
TOTALS	RPI 1-25	RPI 26-50	W-L RECORDS	RPI 51-100	RPI 101-150	RPI 150+				
14- 11	0- 5	2- 2	OVERALL	0- 3	6- 1	6- 0				
7- 5	0- 2	1- 1	HOME	0- 2	4- 0	2- 0				
6- 6	0- 3	1- 1	AWAY	0- 1	2- 1	3- 0				
1- 0	0- 0	0- 0	NEUTRAL	0- 0	0- 0	1- 0				
8- 3	0- 1	1- 1	NON-CONFERENCE	0- 1	3- 0	4- 0				
4- 1	0- 0	1- 0	HOME	0- 1	2- 0	1- 0				
3- 2	0- 1	0- 1	AWAY	0- 0	1- 0	2- 0				
1- 0	0- 0	0- 0	NEUTRAL	0- 0	0- 0	1- 0				
6- 8	0- 4	1- 1	CONFERENCE	0- 2	3- 1	2- 0				
3- 4	0- 2	0- 1	HOME	0- 1	2- 0	1- 0				
3- 4	0- 2	1- 0	AWAY	0- 1	1- 1	1- 0				
0- 0	0- 0	0- 0	NEUTRAL	0- 0	0- 0	0- 0				

RPI 1-25				RPI 26-50				RPI 51-100 Team's RPI: 73				RPI 101+			
RPI	S	Opponent	Score	RPI	S	Opponent	Score	RPI	S	Opponent	Score	RPI	S	Opponent	Score
6	A	South Carolina	61 70	26	A	California	65 54	58	H	Oklahoma St.	62 66	101	A	Long Beach St.	90 85
10	A	Oregon St.	35 68	26	H	California	53 67	89	A	UCLA	60 71	108	H	CSUN	85 74
10	H	Oregon St.	66 76	47	A	St. Mary's (CA)	58 64	89	H	UCLA	52 59	125	A	Colorado	81 61
25	A	Stanford	60 79	50	H	Fresno St.	68 50					125	H	Colorado	66 51
25	H	Stanford	60 71									142	A	Oregon	57 63
												142	H	Oregon	70 54
												150	H	Sacramento St.	101 99
												242	A	Utah	46 43
												242	H	Utah	73 54
												245	A	Davidson	99 64
												248	A	SMU	64 57
												276	H	Loyola Marymount	96 54
												303	N	Sam Houston St.	88 67
LAST 12 Division I GAMES:															
26	A	California	65 54	25	H	Stanford	60 71								
25	A	Stanford	60 79	26	H	California	53 67								
125	H	Colorado	66 51	89	A	UCLA	60 71								
242	H	Utah	73 54	242	A	Utah	46 43								
142	A	Oregon	57 63	125	A	Colorado	81 61								
10	A	Oregon St.	35 68	10	H	Oregon St.	66 76								

Non-Div I Games:

Southern California

■ Loss, 
■ Non-Conf, 
■ S Site, 
■ H Home 
■ A Away 
N Neutral



Season 111				Through Games of Feb. 15, 1915						
Average RPI Win:	217	WON-LOST	WINNING	LAST 10	STRENGTH OF	OPP. STRENGTH	TEAM	ADJ.	CONF.	ADJ CONF.
Average RPI Loss:	110	RECORD	PCT. RANK	GAMES	SCHEDULE	OF SCHEDULE	RPI	RPI	RPI	RPI
DIV. I ONLY	15- 9	96	7- 3	159	209	104	104	18	18	
DIV. I NON-CONF.	7- 4	107	0- 0	132	220	98	98	16	16	
TOTALS	RPI 1-25	RPI 26-50	W-L RECORDS	RPI 51-100	RPI 101-150	RPI 150+				
15- 9	0- 1	0- 0	OVERALL	1- 4	2- 2	12- 2				
9- 2	0- 0	0- 0	HOME	1- 1	1- 0	7- 1				
6- 5	0- 0	0- 0	AWAY	0- 3	1- 1	5- 1				
0- 2	0- 1	0- 0	NEUTRAL	0- 0	0- 1	0- 0				
7- 4	0- 1	0- 0	NON-CONFERENCE	0- 2	1- 1	6- 0				
4- 1	0- 0	0- 0	HOME	0- 1	0- 0	4- 0				
3- 1	0- 0	0- 0	AWAY	0- 1	1- 0	2- 0				
0- 2	0- 1	0- 0	NEUTRAL	0- 0	0- 1	0- 0				
8- 5	0- 0	0- 0	CONFERENCE	1- 2	1- 1	6- 2				
5- 1	0- 0	0- 0	HOME	1- 0	1- 0	3- 1				
3- 4	0- 0	0- 0	AWAY	0- 2	0- 1	3- 1				
0- 0	0- 0	0- 0	NEUTRAL	0- 0	0- 0	0- 0				

RPI 1-25				RPI 26-50				RPI 51-100				RPI 101+				Team's RPI: 104	
RPI	S	Opponent	Score	RPI	S	Opponent	Score	RPI	S	Opponent	Score	RPI	S	Opponent	Score		
10	N	Oregon St.	55 71					56	A	Wichita St.	61 80	111	A	UNI	70 79		
								72	A	Drake	66 81	111	H	UNI	79 75		
								72	H	Drake	81 76	121	N	Toledo	48 64		
								88	H	Illinois	42 86	147	A	UT Martin	87 78		
								91	A	Wright St.	50 70	156	H	Memphis	82 75		
												158	A	Indiana St.	76 58		
												158	H	Indiana St.	65 53		
												180	H	Mercer	67 52		
												194	A	Missouri St.	57 61		
												219	A	Morehead St.	75 66		
												247	A	Evansville	62 53		
												247	H	Evansville	58 63		
												250	A	Austin Peay	75 65		
												295	H	Loyola Chicago	64 58		
												305	H	Southeast Mo. St.	78 62		
												314	H	Bradley	76 59		
												318	A	Illinois St.	65 56		
												322	H	Murray St.	78 63		
LAST 12 Division I GAMES:																	
				158	A	Indiana St.	76 58	56	A	Wichita St.	61 80						
				247	A	Evansville	62 53	194	A	Missouri St.	57 61						
				111	H	UNI	79 75	247	H	Evansville	58 63						
				72	H	Drake	81 76	158	H	Indiana St.	65 53						
				314	H	Bradley	76 59	72	A	Drake	66 81						
				295	H	Loyola Chicago	64 58	111	A	UNI	70 79						

Non-Div I Games:

Southern Ill.

Loss, Non-Conf, S Site, H Home A Away N Neutral



Average RPI Win:	216	WON-LOST	WINNING	LAST 10	STRENGTH OF	OPP. STRENGTH	TEAM	ADJ.	CONF.	ADJ CONF.
Average RPI Loss:	139	RECORD	PCT. RANK	GAMES	SCHEDULE	OF SCHEDULE	RPI	RPI	RPI	RPI
DIV. I ONLY	16- 7	60	8- 2	178	226	93	93	17	17	
DIV. I NON-CONF.	6- 4	132	0- 0	247	280	163	163	17	17	
TOTALS	RPI 1-25	RPI 26-50	W-L RECORDS	RPI 51-100	RPI 101-150	RPI 150+				
16- 7	0- 1	1- 1	OVERALL	2- 0	1- 2	12- 3				
9- 2	0- 0	0- 1	HOME	1- 0	0- 0	8- 1				
7- 5	0- 1	1- 0	AWAY	1- 0	1- 2	4- 2				
0- 0	0- 0	0- 0	NEUTRAL	0- 0	0- 0	0- 0				
6- 4	0- 1	0- 1	NON-CONFERENCE	0- 0	0- 1	6- 1				
4- 1	0- 0	0- 1	HOME	0- 0	0- 0	4- 0				
2- 3	0- 1	0- 0	AWAY	0- 0	0- 1	2- 1				
0- 0	0- 0	0- 0	NEUTRAL	0- 0	0- 0	0- 0				
10- 3	0- 0	1- 0	CONFERENCE	2- 0	1- 1	6- 2				
5- 1	0- 0	0- 0	HOME	1- 0	0- 0	4- 1				
5- 2	0- 0	1- 0	AWAY	1- 0	1- 1	2- 1				
0- 0	0- 0	0- 0	NEUTRAL	0- 0	0- 0	0- 0				

RPI 1-25				RPI 26-50				RPI 51-100				Team's RPI: 93		RPI 101+			
RPI	S	Opponent	Score	RPI	S	Opponent	Score	RPI	S	Opponent	Score			RPI	S	Opponent	Score
16	A	FGCU	62 78	32	H	Mississippi St.	46 73	55	A	Middle Tenn.	77 75			107	A	Ole Miss	66 68
				34	A	Western Ky.	63 61	55	H	Middle Tenn.	70 65			113	A	Louisiana Tech	79 77
														127	A	Marshall	65 67
														177	H	UTSA	69 60
														207	A	UAB	49 62
														207	H	UAB	44 39
														212	A	Fla. Atlantic	67 65
														214	H	N.C. A&T	72 48
														225	A	Nicholls St.	89 57
														232	A	McNeese St.	55 57
														249	H	UTEP	59 71
														250	H	Austin Peay	80 71
														256	H	Rice	65 54
														315	A	South Ala.	64 53
														323	H	North Texas	67 55
														330	A	FIU	78 65
														333	H	Tennessee Tech	80 58
														349	H	Mississippi Val.	69 51
LAST 12 Division I GAMES:																	
212	A	Fla. Atlantic	67 65	323	H	North Texas	67 55										
330	A	FIU	78 65	256	H	Rice	65 54										
207	H	UAB	44 39	207	A	UAB	49 62										
55	H	Middle Tenn.	70 65	55	A	Middle Tenn.	77 75										
34	A	Western Ky.	63 61	249	H	UTEP	59 71										
127	A	Marshall	65 67	177	H	UTSA	69 60										

Non-Div I Games: William Carey 98 45

Southern Miss.

■ Loss, 
 ■ Non-Conf, S Site, 
 ■ Home 
 ■ Away 
 N Neutral



Average RPI Win:	311	WON-LOST	WINNING	LAST 10	STRENGTH OF	OPP. STRENGTH	TEAM	ADJ.	CONF.	ADJ CONF.
Average RPI Loss:	166	RECORD	PCT. RANK	GAMES	SCHEDULE	OF SCHEDULE	RPI	RPI	RPI	RPI
DIV. I ONLY	11- 10	156	3- 1	347	294	254	254	33	33	
DIV. I NON-CONF.	1- 8	322	0- 1	302	33	335	335	31	31	
TOTALS	RPI 1-25	RPI 26-50	W-L RECORDS	RPI 51-100	RPI 101-150	RPI 150+				
11- 10	0- 0	0- 2	OVERALL	0- 1	0- 2	11- 5				
6- 1	0- 0	0- 0	HOME	0- 0	0- 0	6- 1				
5- 8	0- 0	0- 2	AWAY	0- 1	0- 2	5- 3				
0- 1	0- 0	0- 0	NEUTRAL	0- 0	0- 0	0- 1				
1- 8	0- 0	0- 2	NON-CONFERENCE	0- 1	0- 2	1- 3				
1- 0	0- 0	0- 0	HOME	0- 0	0- 0	1- 0				
0- 7	0- 0	0- 2	AWAY	0- 1	0- 2	0- 2				
0- 1	0- 0	0- 0	NEUTRAL	0- 0	0- 0	0- 1				
10- 2	0- 0	0- 0	CONFERENCE	0- 0	0- 0	10- 2				
5- 1	0- 0	0- 0	HOME	0- 0	0- 0	5- 1				
5- 1	0- 0	0- 0	AWAY	0- 0	0- 0	5- 1				
0- 0	0- 0	0- 0	NEUTRAL	0- 0	0- 0	0- 0				

RPI S	Opponent	Score	RPI S	Opponent	Score	RPI S	Opponent	Score	RPI S	Opponent	Score	Team's RPI: 254
28	A Texas	42 80	88	A Illinois	42 62	107	A Ole Miss	68 91	143	A Florida	49 78	
40	A Minnesota	62 107				165	A Arizona	45 56	203	H Texas Southern	48 62	
						237	H Prairie View	67 51	284	A Jackson St.	77 61	
						284	H Jackson St.	82 60	287	N Ga. Southern	52 68	
						288	A Alabama St.	53 49	294	A Grambling	56 57	
						294	H Grambling	80 52	306	A Southeastern La.	76 79	
						332	A Alcorn	59 51	334	H Florida A&M	80 69	
						337	A Ark.-Pine Bluff	72 47	337	H Ark.-Pine Bluff	69 42	
						341	A Alabama A&M	77 55	349	H Mississippi Val.	70 51	
LAST 12 Division I GAMES:												
287	N Ga. Southern	52 68	341	A Alabama A&M	77 55							
337	A Ark.-Pine Bluff	72 47	349	H Mississippi Val.	70 51							
284	H Jackson St.	82 60	337	H Ark.-Pine Bluff	69 42							
294	H Grambling	80 52	284	A Jackson St.	77 61							
332	A Alcorn	59 51	294	A Grambling	56 57							
288	A Alabama St.	53 49	203	H Texas Southern	48 62							

Non-Div I Games: Mobile 85 50

Southern U.

■ Loss, 
 ■ Non-Conf, 
 ■ S Site, 
 ■ Home 
 ■ A Away 
 N Neutral



Season-By-Season				Through Games Of Feb. 15, 1915						
Average RPI Win:	263	WON-LOST	WINNING	LAST 10	STRENGTH OF	OPP. STRENGTH	TEAM	ADJ.	CONF.	ADJ CONF.
Average RPI Loss:	162	RECORD	PCT. RANK	GAMES	SCHEDULE	OF SCHEDULE	RPI	RPI	RPI	RPI
DIV. I ONLY	10- 10	173	4- 6	246	289	231	231	21	21	
DIV. I NON-CONF.	5- 3	122	1- 0	196	330	150	150	22	22	
-----										
TOTALS	RPI 1-25		RPI 26-50	W-L RECORDS	RPI 51-100	RPI 101-150		RPI 150+		
10- 10	0- 0		0- 1	OVERALL	0- 0	1- 4		9- 5		
7- 4	0- 0		0- 0	HOME	0- 0	1- 2		6- 2		
3- 5	0- 0		0- 1	AWAY	0- 0	0- 1		3- 3		
0- 1	0- 0		0- 0	NEUTRAL	0- 0	0- 1		0- 0		
5- 3	0- 0		0- 1	NON-CONFERENCE	0- 0	1- 1		4- 1		
3- 1	0- 0		0- 0	HOME	0- 0	1- 0		2- 1		
2- 1	0- 0		0- 1	AWAY	0- 0	0- 0		2- 0		
0- 1	0- 0		0- 0	NEUTRAL	0- 0	0- 1		0- 0		
5- 7	0- 0		0- 0	CONFERENCE	0- 0	0- 3		5- 4		
4- 3	0- 0		0- 0	HOME	0- 0	0- 2		4- 1		
1- 4	0- 0		0- 0	AWAY	0- 0	0- 1		1- 3		
0- 0	0- 0		0- 0	NEUTRAL	0- 0	0- 0		0- 0		

RPI 1-25				RPI 26-50				RPI 51-100				RPI 101+				Team's RPI: 231	
RPI	S	Opponent	Score	RPI	S	Opponent	Score	RPI	S	Opponent	Score	RPI	S	Opponent	Score		
				41	A	Gonzaga	51 70					109	N	UC Davis	53 76		
												115	A	North Dakota	52 67		
												118	H	Montana	37 59		
												124	H	Boise St.	66 64		
												150	H	Sacramento St.	67 69		
												151	H	New Mexico St.	64 81		
												183	A	Northern Colo.	58 87		
												204	H	Montana St.	74 69		
												241	A	Idaho St.	68 61		
												241	H	Idaho St.	76 75		
												243	A	Weber St.	39 60		
												243	H	Weber St.	48 50		
												246	H	UNLV	93 84		
												266	A	Northern Ariz.	64 73		
												266	H	Northern Ariz.	63 53		
												308	H	Portland St.	86 74		
												328	A	Utah Valley	76 72		
												328	H	Utah Valley	66 61		
												344	A	Air Force	73 57		
LAST 12 Division I GAMES:																	
				241	H	Idaho St.	76 75					204	H	Montana St.	74 69		
				243	H	Weber St.	48 50					243	A	Weber St.	39 60		
				183	A	Northern Colo.	58 87					241	A	Idaho St.	68 61		
				115	A	North Dakota	52 67					266	H	Northern Ariz.	63 53		
				266	A	Northern Ariz.	64 73					328	H	Utah Valley	66 61		
				118	H	Montana	37 59					150	H	Sacramento St.	67 69		

Non-Div I Games:	N.M. Highlands	82	64	Westminster (UT)	74	72
------------------	----------------	----	----	------------------	----	----

## Southern Utah

Loss, Non-Conf, S Site, H Home A Away N Neutral



## St. Bonaventure

Through Games Of Feb. 15, 2015

Average RPI Win:	222	WON-LOST	WINNING	LAST 10	STRENGTH OF	OPP. STRENGTH	TEAM	ADJ.	CONF.	ADJ CONF.
Average RPI Loss:	89	RECORD	PCT. RANK	GAMES	SCHEDULE	OF SCHEDULE	RPI	RPI	RPI	RPI
DIV. I ONLY	13- 12	170	2- 8	180	84	140	140	6	6	
DIV. I NON-CONF.	10- 3	52	0- 0	331	137	97	97	6	6	
TOTALS	RPI 1-25	RPI 26-50	W-L RECORDS	RPI 51-100	RPI 101-150	RPI 150+				
13- 12	0- 3	0- 0	OVERALL	1- 4	1- 4	11- 1				
6- 4	0- 1	0- 0	HOME	0- 2	1- 1	5- 0				
6- 8	0- 2	0- 0	AWAY	0- 2	0- 3	6- 1				
1- 0	0- 0	0- 0	NEUTRAL	1- 0	0- 0	0- 0				
10- 3	0- 1	0- 0	NON-CONFERENCE	1- 0	0- 2	9- 0				
4- 0	0- 0	0- 0	HOME	0- 0	0- 0	4- 0				
5- 3	0- 1	0- 0	AWAY	0- 0	0- 2	5- 0				
1- 0	0- 0	0- 0	NEUTRAL	1- 0	0- 0	0- 0				
3- 9	0- 2	0- 0	CONFERENCE	0- 4	1- 2	2- 1				
2- 4	0- 1	0- 0	HOME	0- 2	1- 1	1- 0				
1- 5	0- 1	0- 0	AWAY	0- 2	0- 1	1- 1				
0- 0	0- 0	0- 0	NEUTRAL	0- 0	0- 0	0- 0				

RPI 1-25				RPI 26-50				RPI 51-100				RPI 101+ Team's RPI: 140			
RPI	S	Opponent	Score	RPI	S	Opponent	Score	RPI	S	Opponent	Score	RPI	S	Opponent	Score
15	H	Dayton	70 86					53	H	Duquesne	63 76	112	H	Rhode Island	73 59
17	A	George Washington	48 70					78	N	Drexel	43 32	119	A	Saint Joseph's	48 66
20	A	James Madison	43 76					81	A	Fordham	51 54	120	A	Buffalo	44 51
								81	H	Fordham	62 72	121	A	Toledo	58 64
								90	A	Richmond	61 67	123	H	VCU	51 61
												189	A	Massachusetts	77 57
												189	H	Massachusetts	65 53
												193	A	Penn St.	56 54
												216	A	Niagara	72 60
												223	A	George Mason	55 68
												229	A	Brown	58 56
												233	A	Detroit	68 56
												252	H	Canisius	62 46
												283	H	Colgate	65 49
												286	A	Georgetown	70 64
												304	H	UNC Greensboro	78 60
												320	H	Binghamton	72 54
LAST 12 Division I GAMES:															
17	A	George Washington	48 70	123	H	VCU	51 61								
112	H	Rhode Island	73 59	15	H	Dayton	70 86								
81	A	Fordham	51 54	223	A	George Mason	55 68								
189	A	Massachusetts	77 57	81	H	Fordham	62 72								
53	H	Duquesne	63 76	90	A	Richmond	61 67								
119	A	Saint Joseph's	48 66	189	H	Massachusetts	65 53								

Non-Div I Games:

St. Bonaventure

■ Loss, 
 ■ Non-Conf, 
 ■ S Site, 
 ■ H Home 
 ■ A Away 
 N Neutral



Average RPI Win:	283	WON-LOST	WINNING	LAST 10	STRENGTH OF	OPP. STRENGTH	TEAM	ADJ.	CONF.	ADJ CONF.
Average RPI Loss:	185	RECORD	PCT. RANK	GAMES	SCHEDULE	OF SCHEDULE	RPI	RPI	RPI	RPI
DIV. I ONLY	8- 17	270	5- 5	296	302	297	297	27	27	
DIV. I NON-CONF.	3- 9	281	0- 0	276	269	312	312	27	27	
TOTALS	RPI 1-25	RPI 26-50	W-L RECORDS	RPI 51-100	RPI 101-150	RPI 150+				
8- 17	0- 0	0- 0	OVERALL	0- 3	0- 5	8- 9				
4- 6	0- 0	0- 0	HOME	0- 1	0- 2	4- 3				
2- 9	0- 0	0- 0	AWAY	0- 2	0- 1	2- 6				
2- 2	0- 0	0- 0	NEUTRAL	0- 0	0- 2	2- 0				
3- 9	0- 0	0- 0	NON-CONFERENCE	0- 3	0- 2	3- 4				
1- 3	0- 0	0- 0	HOME	0- 1	0- 0	1- 2				
0- 4	0- 0	0- 0	AWAY	0- 2	0- 0	0- 2				
2- 2	0- 0	0- 0	NEUTRAL	0- 0	0- 2	2- 0				
5- 8	0- 0	0- 0	CONFERENCE	0- 0	0- 3	5- 5				
3- 3	0- 0	0- 0	HOME	0- 0	0- 2	3- 1				
2- 5	0- 0	0- 0	AWAY	0- 0	0- 1	2- 4				
0- 0	0- 0	0- 0	NEUTRAL	0- 0	0- 0	0- 0				

RPI 1-25				RPI 26-50				RPI 51-100				RPI 101+ Team's RPI: 297			
RPI	S	Opponent	Score	RPI	S	Opponent	Score	RPI	S	Opponent	Score	RPI	S	Opponent	Score
								84	A	Albany (NY)	47 90	115	N	North Dakota	63 70
								95	A	Army	55 61	119	N	Saint Joseph's	42 64
								96	H	Georgia Tech	59 65	144	A	Central Conn. St.	43 61
												144	H	Central Conn. St.	49 51
												148	H	Bryant	53 65
												168	A	Robert Morris	64 67
												168	H	Robert Morris	64 69
												186	H	Stony Brook	57 55
												200	H	Lafayette	51 73
												205	A	Sacred Heart	55 71
												205	H	Sacred Heart	77 53
												228	A	UMass Lowell	62 64
												274	N	Rider	71 60
												293	A	Mt. St. Mary's	48 56
												293	H	Mt. St. Mary's	52 46
												299	A	NJIT	50 57
												309	H	Vermont	61 63
												313	H	LIU Brooklyn	62 53
												324	A	Wagner	60 63
												325	A	Saint Francis (PA)	70 55
												329	A	Fairleigh Dickinson	72 61
												338	N	Saint Peter's	48 36
LAST 12 Division I GAMES:															
205	H	Sacred Heart	77 53	168	H	Robert Morris	64 69								
144	A	Central Conn. St.	43 61	325	A	Saint Francis (PA)	70 55								
324	A	Wagner	60 63	168	A	Robert Morris	64 67								
293	H	Mt. St. Mary's	52 46	329	A	Fairleigh Dickinson	72 61								
313	H	LIU Brooklyn	62 53	293	A	Mt. St. Mary's	48 56								
144	H	Central Conn. St.	49 51	148	H	Bryant	53 65								

Non-Div I Games:

St. Francis Brooklyn

■ Loss, 
 ■ Non-Conf, 
 ■ S Site, 
 ■ Home 
 ■ A Away 
 N Neutral



Average RPI Win:	<b>198</b>	WON-LOST	WINNING	LAST 10	STRENGTH OF	OPP. STRENGTH	TEAM	ADJ.	CONF.	ADJ CONF.
Average RPI Loss:	<b>76</b>	RECORD	PCT. RANK	GAMES	SCHEDULE	OF SCHEDULE	RPI	RPI	RPI	RPI
DIV. I ONLY	<b>17- 8</b>	<b>69</b>	<b>5- 5</b>	<b>130</b>	<b>98</b>	<b>87</b>	<b>87</b>	<b>10</b>	<b>10</b>	
DIV. I NON-CONF.	<b>9- 2</b>	<b>35</b>	<b>0- 1</b>	<b>149</b>	<b>174</b>	<b>66</b>	<b>66</b>	<b>9</b>	<b>9</b>	
TOTALS	RPI 1-25	RPI 26-50	W-L RECORDS	RPI 51-100	RPI 101-150	RPI 150+				
17- 8	0- 1	2- 1	OVERALL	1- 4	3- 1	11- 1				
10- 4	0- 0	1- 0	HOME	0- 2	1- 1	8- 1				
7- 3	0- 0	1- 1	AWAY	1- 2	2- 0	3- 0				
0- 1	0- 1	0- 0	NEUTRAL	0- 0	0- 0	0- 0				
9- 2	0- 1	1- 0	NON-CONFERENCE	0- 0	3- 0	5- 1				
6- 1	0- 0	0- 0	HOME	0- 0	1- 0	5- 1				
3- 0	0- 0	1- 0	AWAY	0- 0	2- 0	0- 0				
0- 1	0- 1	0- 0	NEUTRAL	0- 0	0- 0	0- 0				
8- 6	0- 0	1- 1	CONFERENCE	1- 4	0- 1	6- 0				
4- 3	0- 0	1- 0	HOME	0- 2	0- 1	3- 0				
4- 3	0- 0	0- 1	AWAY	1- 2	0- 0	3- 0				
0- 0	0- 0	0- 0	NEUTRAL	0- 0	0- 0	0- 0				

RPI 1-25				RPI 26-50				RPI 51-100				Team's RPI: 87		RPI 101+			
RPI	S	Opponent	Score	RPI	S	Opponent	Score	RPI	S	Opponent	Score		RPI	S	Opponent	Score	
4	N	UConn	54 70	27	A	South Fla.	55 52	59	A	DePaul	55 82		117	A	Yale	61 50	
				44	A	Seton Hall	73 78	59	H	DePaul	75 84		126	H	Butler	50 55	
				44	H	Seton Hall	59 50	69	A	Creighton	61 38		129	A	Marist	49 48	
								69	H	Creighton	50 75		143	H	Florida	72 66	
								86	A	Villanova	69 81		158	H	Indiana St.	67 73	
													175	H	Auburn	56 49	
													178	H	Xavier	65 42	
													236	A	Providence	68 52	
													236	H	Providence	70 49	
													255	H	UCF	62 48	
													262	A	Marquette	64 52	
													262	H	Marquette	67 52	
													286	A	Georgetown	74 57	
													299	H	NJIT	66 42	
													320	H	Binghamton	67 51	
													324	H	Wagner	71 49	
LAST 12 Division I GAMES:																	
				59	A	DePaul	55 82	286	A	Georgetown	74 57						
				262	A	Marquette	64 52	262	H	Marquette	67 52						
				236	H	Providence	70 49	59	H	DePaul	75 84						
				69	H	Creighton	50 75	69	A	Creighton	61 38						
				44	A	Seton Hall	73 78	126	H	Butler	50 55						
				86	A	Villanova	69 81	4	N	UConn	54 70						

Non-Div I Games:

St. John's (NY)

■ Loss, 
 ■ Non-Conf, 
 ■ S Site, 
 ■ H Home 
 ■ A Away 
 N Neutral



Average RPI Win:	157	WON-LOST	WINNING	LAST 10	STRENGTH OF	OPP. STRENGTH	TEAM	ADJ.	CONF.	ADJ CONF.
Average RPI Loss:	60	RECORD	PCT. RANK	GAMES	SCHEDULE	OF SCHEDULE	RPI	RPI	RPI	RPI
DIV. I ONLY	18- 7	51	7- 3	74	71	47	47	8	8	
DIV. I NON-CONF.	7- 4	107	0- 0	78	42	64	64	8	8	
TOTALS	RPI 1-25	RPI 26-50	W-L RECORDS	RPI 51-100	RPI 101-150	RPI 150+				
18- 7	0- 1	1- 2	OVERALL	5- 2	4- 2	8- 0				
10- 3	0- 0	1- 1	HOME	3- 1	2- 1	4- 0				
8- 4	0- 1	0- 1	AWAY	2- 1	2- 1	4- 0				
0- 0	0- 0	0- 0	NEUTRAL	0- 0	0- 0	0- 0				
7- 4	0- 1	1- 1	NON-CONFERENCE	1- 0	4- 2	1- 0				
5- 1	0- 0	1- 0	HOME	1- 0	2- 1	1- 0				
2- 3	0- 1	0- 1	AWAY	0- 0	2- 1	0- 0				
0- 0	0- 0	0- 0	NEUTRAL	0- 0	0- 0	0- 0				
11- 3	0- 0	0- 1	CONFERENCE	4- 2	0- 0	7- 0				
5- 2	0- 0	0- 1	HOME	2- 1	0- 0	3- 0				
6- 1	0- 0	0- 0	AWAY	2- 1	0- 0	4- 0				
0- 0	0- 0	0- 0	NEUTRAL	0- 0	0- 0	0- 0				

RPI 1-25				RPI 26-50				Team's RPI: 47	RPI 51-100				RPI 101+			
RPI	S	Opponent	Score	RPI	S	Opponent	Score		RPI	S	Opponent	Score	RPI	S	Opponent	Score
17	A	George Washington	52 70	41	H	Gonzaga	42 52		52	A	Pacific	48 61	102	H	Boston College	72 82
				48	H	Iowa St.	67 63		52	H	Pacific	86 88	103	A	Virginia	49 62
				50	A	Fresno St.	56 60		64	A	BYU	61 51	108	H	CSUN	73 63
									64	H	BYU	76 71	109	A	UC Davis	57 55
									66	A	San Diego	57 56	130	A	Cal Poly	65 64
									66	H	San Diego	68 66	150	H	Sacramento St.	99 91
									73	H	Southern California	64 58	174	A	San Francisco	68 66
													196	A	Santa Clara	62 61
													198	A	Pepperdine	53 49
													198	H	Pepperdine	73 68
													276	A	Loyola Marymount	56 49
													276	H	Loyola Marymount	72 71
													292	H	Portland	66 53
													343	H	Howard	80 55
LAST 12 Division I GAMES:																
66	H	San Diego	68 66	41	H	Gonzaga	42 52		52	A	Pacific	48 61	102	H	Boston College	72 82
64	H	BYU	76 71	64	A	BYU	61 51		66	A	San Diego	57 56	103	A	Virginia	49 62
52	A	Pacific	48 61	66	A	San Diego	57 56		52	H	Pacific	86 88	108	H	CSUN	73 63
198	A	Pepperdine	53 49	52	H	Pacific	86 88		64	H	BYU	76 71	109	A	UC Davis	57 55
276	A	Loyola Marymount	56 49	276	H	Loyola Marymount	72 71		66	A	San Diego	57 56	130	A	Cal Poly	65 64
292	H	Portland	66 53	198	H	Pepperdine	73 68		66	H	San Diego	68 66	150	H	Sacramento St.	99 91

Non-Div I Games:

St. Mary's (CA)

■ Loss, 
 ■ Non-Conf, 
 ■ S Site, 
 ■ Home 
 ■ A Away 
 N Neutral



Average RPI Win: 118		WON-LOST	WINNING	LAST 10	STRENGTH OF	OPP. STRENGTH	TEAM	ADJ.	CONF.	ADJ CONF.
Average RPI Loss: 36		RECORD	PCT. RANK	GAMES	SCHEDULE	OF SCHEDULE	RPI	RPI	RPI	RPI
DIV. I ONLY		19- 7	47	7- 3	29	3	25	25	5	5
DIV. I NON-CONF.		8- 4	92	0- 0	26	6	36	36	4	4
TOTALS		RPI 1-25	RPI 26-50		W-L RECORDS		RPI 51-100	RPI 101-150	RPI 150+	
19- 7	3- 5	0- 1		OVERALL		7- 0	4- 0		5- 1	
12- 2	2- 1	0- 1		HOME		3- 0	3- 0		4- 0	
6- 4	1- 3	0- 0		AWAY		4- 0	1- 0		0- 1	
1- 1	0- 1	0- 0		NEUTRAL		0- 0	0- 0		1- 0	
8- 4	1- 3	0- 1		NON-CONFERENCE		1- 0	3- 0		3- 0	
5- 1	1- 0	0- 1		HOME		0- 0	2- 0		2- 0	
2- 2	0- 2	0- 0		AWAY		1- 0	1- 0		0- 0	
1- 1	0- 1	0- 0		NEUTRAL		0- 0	0- 0		1- 0	
11- 3	2- 2	0- 0		CONFERENCE		6- 0	1- 0		2- 1	
7- 1	1- 1	0- 0		HOME		3- 0	1- 0		2- 0	
4- 2	1- 1	0- 0		AWAY		3- 0	0- 0		0- 1	
0- 0	0- 0	0- 0		NEUTRAL		0- 0	0- 0		0- 0	

RPI 1-25				Team's RPI: 25	RPI 26-50				RPI 51-100				RPI 101+						
RPI	S	Opponent	Score		RPI	S	Opponent	Score		RPI	S	Opponent	Score		RPI	S	Opponent	Score	
1	A	Tennessee	40	59	28	H	Texas	81	87	68	A	Washington St.	86	76	102	H	Boston College	96	63
4	H	UConn	88	86						68	H	Washington St.	75	56	109	H	UC Davis	71	59
11	A	Arizona St.	52	53						73	A	Southern California	71	60	125	H	Colorado	62	55
11	H	Arizona St.	57	60						73	H	Southern California	79	60	149	A	New Mexico	70	65
14	N	North Carolina	54	70						82	A	Hawaii	86	73	165	A	Arizona	57	60
21	A	Washington	60	56						89	A	UCLA	79	70	165	H	Arizona	77	47
21	H	Washington	82	69						89	H	UCLA	68	50	196	H	Santa Clara	82	43
24	A	Chattanooga	46	54											237	N	Prairie View	88	45
															242	H	Utah	55	44
															335	H	UC Santa Barbara	90	34
LAST 12 Division I GAMES:																			
					89	H	UCLA	68	50	73	A	Southern California	71	60					
					73	H	Southern California	79	60	89	A	UCLA	79	70					
					165	A	Arizona	57	60	11	H	Arizona St.	57	60					
					11	A	Arizona St.	52	53	165	H	Arizona	77	47					
					21	H	Washington	82	69	68	A	Washington St.	86	76					
					68	H	Washington St.	75	56	21	A	Washington	60	56					

Non-Div I Games:

Stanford

Loss, Non-Conf, S Site, H Home A Away N Neutral



Average RPI Win:	257	WON-LOST	WINNING	LAST 10	STRENGTH OF	OPP. STRENGTH	TEAM	ADJ.	CONF.	ADJ CONF.
Average RPI Loss:	183	RECORD	PCT. RANK	GAMES	SCHEDULE	OF SCHEDULE	RPI	RPI	RPI	RPI
DIV. I ONLY	14- 6	59	9- 1	321	263	154	154	28	28	
DIV. I NON-CONF.	4- 4	158	0- 0	259	62	220	220	28	28	
TOTALS	RPI 1-25	RPI 26-50	W-L RECORDS	RPI 51-100	RPI 101-150	RPI 150+				
14- 6	0- 1	0- 0	OVERALL	0- 0	0- 2	14- 3				
7- 1	0- 0	0- 0	HOME	0- 0	0- 1	7- 0				
7- 3	0- 1	0- 0	AWAY	0- 0	0- 0	7- 2				
0- 2	0- 0	0- 0	NEUTRAL	0- 0	0- 1	0- 1				
4- 4	0- 1	0- 0	NON-CONFERENCE	0- 0	0- 2	4- 1				
3- 1	0- 0	0- 0	HOME	0- 0	0- 1	3- 0				
1- 1	0- 1	0- 0	AWAY	0- 0	0- 0	1- 0				
0- 2	0- 0	0- 0	NEUTRAL	0- 0	0- 1	0- 1				
10- 2	0- 0	0- 0	CONFERENCE	0- 0	0- 0	10- 2				
4- 0	0- 0	0- 0	HOME	0- 0	0- 0	4- 0				
6- 2	0- 0	0- 0	AWAY	0- 0	0- 0	6- 2				
0- 0	0- 0	0- 0	NEUTRAL	0- 0	0- 0	0- 0				

RPI 1-25				RPI 26-50			RPI 51-100			RPI 101+			Team's RPI: 154
RPI	S	Opponent	Score	RPI	S	Opponent	Score	RPI	S	Opponent	Score		
2	A	Baylor	57 96							113	H	Louisiana Tech	69 76
										131	N	UC Riverside	62 90
										165	H	Arizona	72 60
										184	A	Lamar	59 55
										210	H	La.-Monroe	82 54
										215	A	Northwestern St.	69 61
										232	A	McNeese St.	67 73
										237	H	Prairie View	83 73
										256	A	Rice	70 59
										260	A	Abilene Christian	71 69
										261	A	Central Ark.	73 46
										270	A	A&M-Corpus Christi	74 62
										270	H	A&M-Corpus Christi	64 55
										285	H	Houston Baptist	72 67
										303	A	Sam Houston St.	64 65
										306	H	Southeastern La.	78 71
										316	N	Boston U.	57 62
										336	A	Incarnate Word	64 47
										340	H	New Orleans	76 56
LAST 12 Division I GAMES:													
270	A	A&M-Corpus Christi	74 62	184	A	Lamar	59 55						
336	A	Incarnate Word	64 47	260	A	Abilene Christian	71 69						
285	H	Houston Baptist	72 67	340	H	New Orleans	76 56						
215	A	Northwestern St.	69 61	261	A	Central Ark.	73 46						
270	H	A&M-Corpus Christi	64 55	306	H	Southeastern La.	78 71						
303	A	Sam Houston St.	64 65	232	A	McNeese St.	67 73						

Non-Div I Games: Southern Ark. 73 50 St. Edward's 65 56 Tex. A&M-Kingsville 90 50

Stephen F. Austin



Average RPI Win:	213	WON-LOST	WINNING	LAST 10	STRENGTH OF	OPP. STRENGTH	TEAM	ADJ.	CONF.	ADJ CONF.
Average RPI Loss:	60	RECORD	PCT. RANK	GAMES	SCHEDULE	OF SCHEDULE	RPI	RPI	RPI	RPI
DIV. I ONLY	16- 6	49	7- 3	87	154	46	46	11	11	
DIV. I NON-CONF.	9- 3	60	2- 0	117	189	42	42	12	12	
TOTALS	RPI 1-25	RPI 26-50	W-L RECORDS	RPI 51-100	RPI 101-150	RPI 150+				
16- 6	0- 3	0- 1	OVERALL	0- 0	3- 1	13- 1				
9- 1	0- 1	0- 0	HOME	0- 0	2- 0	7- 0				
5- 5	0- 2	0- 1	AWAY	0- 0	0- 1	5- 1				
2- 0	0- 0	0- 0	NEUTRAL	0- 0	1- 0	1- 0				
9- 3	0- 1	0- 1	NON-CONFERENCE	0- 0	2- 1	7- 0				
4- 0	0- 0	0- 0	HOME	0- 0	1- 0	3- 0				
3- 3	0- 1	0- 1	AWAY	0- 0	0- 1	3- 0				
2- 0	0- 0	0- 0	NEUTRAL	0- 0	1- 0	1- 0				
7- 3	0- 2	0- 0	CONFERENCE	0- 0	1- 0	6- 1				
5- 1	0- 1	0- 0	HOME	0- 0	1- 0	4- 0				
2- 2	0- 1	0- 0	AWAY	0- 0	0- 0	2- 1				
0- 0	0- 0	0- 0	NEUTRAL	0- 0	0- 0	0- 0				

RPI 1-25				RPI 26-50				Team's RPI: 46	RPI 51-100				RPI 101+			
RPI	S	Opponent	Score	RPI	S	Opponent	Score		RPI	S	Opponent	Score	RPI	S	Opponent	Score
2	A	Baylor	42 96	27	A	South Fla.	62 78						129	N	Marist	57 50
16	A	FGCU	55 57										132	H	Texas St.	75 57
16	H	FGCU	39 61										134	H	Kennesaw St.	75 64
													143	A	Florida	54 59
													157	A	Northern Ky.	62 68
													157	H	Northern Ky.	73 56
													158	A	Indiana St.	62 52
													201	H	USC Upstate	67 44
													226	H	Campbell	76 63
													234	A	Lipscomb	82 77
													234	H	Lipscomb	103 75
													244	H	Jacksonville	73 47
													253	H	UNCW	72 55
													255	A	UCF	67 49
													257	H	Bethune-Cookman	91 61
													259	A	Valparaiso	73 62
													263	A	North Florida	67 38
													267	N	Utah St.	84 64
LAST 12 Division I GAMES:																
157	H	Northern Ky.	73 56	134	H	Kennesaw St.	75 64									
234	H	Lipscomb	103 75	263	A	North Florida	67 38									
16	H	FGCU	39 61	244	H	Jacksonville	73 47									
234	A	Lipscomb	82 77	16	A	FGCU	55 57									
157	A	Northern Ky.	62 68	259	A	Valparaiso	73 62									
201	H	USC Upstate	67 44	253	H	UNCW	72 55									

Non-Div I Games: Webber Int'l 90 27 Warner 101 40

Stetson

Loss, Non-Conf, S Site, H Home A Away N Neutral



Average RPI Win:	267	WON-LOST	WINNING	LAST 10	STRENGTH OF	OPP. STRENGTH	TEAM	ADJ.	CONF.	ADJ CONF.
Average RPI Loss:	142	RECORD	PCT. RANK	GAMES	SCHEDULE	OF SCHEDULE	RPI	RPI	RPI	RPI
DIV. I ONLY	14- 11	133	6- 4	265	265	186	186	23	23	
DIV. I NON-CONF.	7- 6	154	0- 0	287	273	191	191	24	24	
TOTALS	RPI 1-25	RPI 26-50	W-L RECORDS	RPI 51-100	RPI 101-150	RPI 150+				
14- 11	0- 1	0- 1	OVERALL	1- 4	0- 0	13- 5				
9- 3	0- 0	0- 0	HOME	1- 1	0- 0	8- 2				
5- 8	0- 1	0- 1	AWAY	0- 3	0- 0	5- 3				
0- 0	0- 0	0- 0	NEUTRAL	0- 0	0- 0	0- 0				
7- 6	0- 1	0- 1	NON-CONFERENCE	1- 1	0- 0	6- 3				
6- 0	0- 0	0- 0	HOME	1- 0	0- 0	5- 0				
1- 6	0- 1	0- 1	AWAY	0- 1	0- 0	1- 3				
0- 0	0- 0	0- 0	NEUTRAL	0- 0	0- 0	0- 0				
7- 5	0- 0	0- 0	CONFERENCE	0- 3	0- 0	7- 2				
3- 3	0- 0	0- 0	HOME	0- 1	0- 0	3- 2				
4- 2	0- 0	0- 0	AWAY	0- 2	0- 0	4- 0				
0- 0	0- 0	0- 0	NEUTRAL	0- 0	0- 0	0- 0				

RPI 1-25				RPI 26-50				RPI 51-100				RPI 101+ Team's RPI: 186			
RPI	S	Opponent	Score	RPI	S	Opponent	Score	RPI	S	Opponent	Score	RPI	S	Opponent	Score
12	A	Duke	42 72	48	A	Iowa St.	64 74	77	A	Maine	49 57	152	H	Hartford	58 60
								77	H	Maine	55 58	176	A	Iona	62 73
								84	A	Albany (NY)	59 69	200	H	Lafayette	60 58
								92	H	Western Mich.	59 55	217	A	New Hampshire	60 52
								95	A	Army	59 68	217	H	New Hampshire	52 60
												228	A	UMass Lowell	64 60
												273	H	Norfolk St.	52 46
												279	A	UMBC	66 50
												279	H	UMBC	74 41
												289	A	Morgan St.	50 48
												291	H	Columbia	82 68
												297	A	St. Francis Brooklyn	55 57
												309	A	Vermont	74 62
												309	H	Vermont	60 38
												314	H	Bradley	79 63
												320	H	Binghamton	67 54
												324	A	Wagner	70 76
												338	H	Saint Peter's	56 40
LAST 12 Division I GAMES:															
77	A	Maine	49 57	228	A	UMass Lowell	64 60								
279	H	UMBC	74 41	84	A	Albany (NY)	59 69								
309	A	Vermont	74 62	77	H	Maine	55 58								
217	A	New Hampshire	60 52	279	A	UMBC	66 50								
152	H	Hartford	58 60	309	H	Vermont	60 38								
320	H	Binghamton	67 54	217	H	New Hampshire	52 60								

Non-Div I Games:

Stony Brook



Average RPI Win:	143	WON-LOST	WINNING	LAST 10	STRENGTH OF	OPP. STRENGTH	TEAM	ADJ.	CONF.	ADJ CONF.
Average RPI Loss:	24	RECORD	PCT. RANK	GAMES	SCHEDULE	OF SCHEDULE	RPI	RPI	RPI	RPI
DIV. I ONLY	18- 8	64	7- 3	19	24	29	29	2	2	
DIV. I NON-CONF.	10- 3	52	0- 0	89	65	52	52	3	3	
TOTALS	RPI 1-25	RPI 26-50	W-L RECORDS	RPI 51-100	RPI 101-150	RPI 150+				
18- 8	1- 6	1- 1	OVERALL	6- 0	3- 1	7- 0				
11- 2	1- 1	0- 1	HOME	3- 0	2- 0	5- 0				
6- 3	0- 3	1- 0	AWAY	2- 0	1- 0	2- 0				
1- 3	0- 2	0- 0	NEUTRAL	1- 0	0- 1	0- 0				
10- 3	0- 2	0- 0	NON-CONFERENCE	4- 0	1- 1	5- 0				
7- 0	0- 0	0- 0	HOME	2- 0	1- 0	4- 0				
2- 0	0- 0	0- 0	AWAY	1- 0	0- 0	1- 0				
1- 3	0- 2	0- 0	NEUTRAL	1- 0	0- 1	0- 0				
8- 5	1- 4	1- 1	CONFERENCE	2- 0	2- 0	2- 0				
4- 2	1- 1	0- 1	HOME	1- 0	1- 0	1- 0				
4- 3	0- 3	1- 0	AWAY	1- 0	1- 0	1- 0				
0- 0	0- 0	0- 0	NEUTRAL	0- 0	0- 0	0- 0				

RPI 1-25				RPI 26-50				Team's RPI: 29	RPI 51-100				RPI 101+			
RPI	S	Opponent	Score	RPI	S	Opponent	Score		RPI	S	Opponent	Score	RPI	S	Opponent	Score
2	N	Baylor	72 74	31	A	Pittsburgh	68 60		51	N	East Carolina	69 58	102	A	Boston College	64 46
3	H	Notre Dame	74 85	42	H	Miami (FL)	71 85		53	A	Duquesne	90 84	103	H	Virginia	70 58
6	N	South Carolina	63 67						74	H	North Carolina St.	66 49	105	N	Michigan St.	76 89
8	A	Louisville	58 78						81	H	Fordham	59 42	144	H	Central Conn. St.	74 43
12	A	Duke	72 74						96	A	Georgia Tech	65 60	193	H	Penn St.	61 39
13	A	Florida St.	52 62						98	H	Cornell	76 59	199	A	Virginia Tech	59 51
14	H	North Carolina	61 56										202	H	Wake Forest	73 62
													244	A	Jacksonville	77 61
													252	H	Canisius	70 37
													309	H	Vermont	94 63
													331	H	N.C. Central	70 25
LAST 12 Division I GAMES:																
199	A	Virginia Tech	59 51	74	H	North Carolina St.	66 49		31	A	Pittsburgh	68 60				
42	H	Miami (FL)	71 85	102	A	Boston College	64 46		202	H	Wake Forest	73 62				
96	A	Georgia Tech	65 60	103	H	Virginia	70 58		103	H	Virginia	70 58				
14	H	North Carolina	61 56	12	A	Duke	72 74									
13	A	Florida St.	52 62													
8	A	Louisville	58 78													

Non-Div I Games:

Syracuse

■ Loss, 
■ Non-Conf, 
■ S Site, 
■ H Home 
■ A Away 
N Neutral



TCU

Average RPI Win: 164

WON-LOST

WINNING

LAST 10

STRENGTH OF

OPP. STRENGTH

TEAM

ADJ.

CONF.

ADJ CONF.

Average RPI Loss: 46

RECORD

PCT. RANK

GAMES

SCHEDULE

OF SCHEDULE

RPI

RPI

RPI

RPI

DIV. I ONLY

14- 10

121

4- 6

46

41

79

79

1

1

DIV. I NON-CONF.

8- 3

71

0- 0

235

197

140

140

1

1

TOTALS

RPI 1-25

RPI 26-50

W-L RECORDS

RPI 51-100

RPI 101-150

RPI 150+

14- 10

0- 4

2- 2

OVERALL

4- 4

0- 0

8- 0

11- 3

0- 3

2- 0

HOME

2- 0

0- 0

7- 0

2- 6

0- 1

0- 2

AWAY

2- 3

0- 0

0- 0

1- 1

0- 0

0- 0

NEUTRAL

0- 1

0- 0

1- 0

8- 3

0- 1

0- 1

NON-CONFERENCE

0- 1

0- 0

8- 0

7- 1

0- 1

0- 0

HOME

0- 0

0- 0

7- 0

0- 1

0- 0

0- 1

AWAY

0- 0

0- 0

0- 0

1- 1

0- 0

0- 0

NEUTRAL

0- 1

0- 0

1- 0

6- 7

0- 3

2- 1

CONFERENCE

4- 3

0- 0

0- 0

4- 2

0- 2

2- 0

HOME

2- 0

0- 0

0- 0

2- 5

0- 1

0- 1

AWAY

2- 3

0- 0

0- 0

0- 0

0- 0

0- 0

NEUTRAL

0- 0

0- 0

0- 0

RPI 1-25

RPI 26-50

RPI 51-100

Team's RPI: 79

RPI 101+

RPI S Opponent Score

RPI S Opponent Score

RPI S Opponent Score

RPI S Opponent Score

2 H Baylor 67 89

28 H Texas 64 59

58 A Oklahoma St. 71 62

184 H Lamar 72 68

19 A Oklahoma 54 77

48 A Iowa St. 62 80

58 H Oklahoma St. 70 66

194 N Missouri St. 82 68

19 H Oklahoma 81 97

48 H Iowa St. 86 84

61 A West Virginia 71 76

203 H Texas Southern 69 52

22 H Texas A&M 71 82

49 A Georgia 53 62

62 A Kansas St. 79 93

237 H Prairie View 56 50

76 N Colorado St. 62 76

248 H SMU 73 63

85 A Kansas 80 63

271 H UC Irvine 78 56

100 A Texas Tech 37 52

285 H Houston Baptist 87 64

100 H Texas Tech 71 60

303 H Sam Houston St. 79 55

LAST 12 Division I GAMES:

19 A Oklahoma 54 77

58 A Oklahoma St. 71 62

62 A Kansas St. 79 93

48 A Iowa St. 62 80

100 H Texas Tech 71 60

19 H Oklahoma 81 97

61 A West Virginia 71 76

85 A Kansas 80 63

28 H Texas 64 59

58 H Oklahoma St. 70 66

2 H Baylor 67 89

48 H Iowa St. 86 84

Non-Div I Games:

TCU



Average RPI Win:	238	WON-LOST	WINNING	LAST 10	STRENGTH OF	OPP. STRENGTH	TEAM	ADJ.	CONF.	ADJ CONF.
Average RPI Loss:	75	RECORD	PCT. RANK	GAMES	SCHEDULE	OF SCHEDULE	RPI	RPI	RPI	RPI
DIV. I ONLY	12- 14	204	5- 5	137	66	163	163	7	7	
DIV. I NON-CONF.	4- 9	243	0- 1	166	30	227	227	7	7	
TOTALS	RPI 1-25	RPI 26-50	W-L RECORDS	RPI 51-100	RPI 101-150	RPI 150+				
12- 14	0- 3	0- 3	OVERALL	0- 4	0- 2	12- 2				
6- 6	0- 2	0- 2	HOME	0- 1	0- 0	6- 1				
4- 7	0- 1	0- 1	AWAY	0- 3	0- 2	4- 0				
2- 1	0- 0	0- 0	NEUTRAL	0- 0	0- 0	2- 1				
4- 9	0- 1	0- 1	NON-CONFERENCE	0- 4	0- 1	4- 2				
1- 4	0- 1	0- 1	HOME	0- 1	0- 0	1- 1				
1- 4	0- 0	0- 0	AWAY	0- 3	0- 1	1- 0				
2- 1	0- 0	0- 0	NEUTRAL	0- 0	0- 0	2- 1				
8- 5	0- 2	0- 2	CONFERENCE	0- 0	0- 1	8- 0				
5- 2	0- 1	0- 1	HOME	0- 0	0- 0	5- 0				
3- 3	0- 1	0- 1	AWAY	0- 0	0- 1	3- 0				
0- 0	0- 0	0- 0	NEUTRAL	0- 0	0- 0	0- 0				

RPI	S	Opponent	Score	RPI	S	Opponent	Score	RPI	S	Opponent	Score	RPI	S	Opponent	Score	Team's RPI: 163
4	A	UConn	58 92	27	H	South Fla.	58 70	70	A	Penn	50 52	119	A	Saint Joseph's	74 78	
4	H	UConn	49 83	35	H	Rutgers	55 88	81	H	Fordham	64 71	146	A	Tulsa	67 75	
13	H	Florida St.	62 66	43	A	Tulane	63 77	85	A	Kansas	56 76	156	A	Memphis	58 57	
								86	A	Villanova	59 64	156	H	Memphis	84 61	
												159	N	Harvard	81 69	
												161	N	Alabama	51 58	
												172	H	Delaware	58 69	
												187	H	La Salle	75 72	
												248	H	SMU	77 64	
												255	A	UCF	71 54	
												255	H	UCF	72 57	
												268	A	Cincinnati	81 64	
												268	H	Cincinnati	83 50	
												272	H	Houston	72 60	
												286	N	Georgetown	81 58	
												343	A	Howard	78 48	
LAST 12 Division I GAMES:																
272	H	Houston	72 60	268	H	Cincinnati	83 50									
146	A	Tulsa	67 75	255	H	UCF	72 57									
43	A	Tulane	63 77	4	A	UConn	58 92									
156	H	Memphis	84 61	27	H	South Fla.	58 70									
4	H	UConn	49 83	70	A	Penn	50 52									
255	A	UCF	71 54	268	A	Cincinnati	81 64									

Non-Div I Games:

Temple



## Tennessee

Through Games Of Feb. 15, 2015

Average RPI Win: 100		WON-LOST	WINNING	LAST 10	STRENGTH OF	OPP. STRENGTH	TEAM	ADJ.	CONF.	ADJ CONF.
Average RPI Loss: 18		RECORD	PCT. RANK	GAMES	SCHEDULE	OF SCHEDULE	RPI	RPI	RPI	RPI
DIV. I ONLY		22- 3	12	9- 1	2	19	1	1	3	3
DIV. I NON-CONF.		10- 3	52	0- 1	5	41	5	5	5	5
TOTALS		RPI 1-25	RPI 26-50		W-L RECORDS		RPI 51-100	RPI 101-150		RPI 150+
22- 3	5- 2	5- 1		OVERALL		3- 0	3- 0		6- 0	
14- 0	4- 0	2- 0		HOME		3- 0	1- 0		4- 0	
8- 3	1- 2	3- 1		AWAY		0- 0	2- 0		2- 0	
0- 0	0- 0	0- 0		NEUTRAL		0- 0	0- 0		0- 0	
10- 3	2- 2	1- 1		NON-CONFERENCE		2- 0	0- 0		5- 0	
8- 0	2- 0	0- 0		HOME		2- 0	0- 0		4- 0	
2- 3	0- 2	1- 1		AWAY		0- 0	0- 0		1- 0	
0- 0	0- 0	0- 0		NEUTRAL		0- 0	0- 0		0- 0	
12- 0	3- 0	4- 0		CONFERENCE		1- 0	3- 0		1- 0	
6- 0	2- 0	2- 0		HOME		1- 0	1- 0		0- 0	
6- 0	1- 0	2- 0		AWAY		0- 0	2- 0		1- 0	
0- 0	0- 0	0- 0		NEUTRAL		0- 0	0- 0		0- 0	

RPI	S	Opponent	Score	RPI	S	Opponent	Score	RPI	S	Opponent	Score	RPI	S	Opponent	Score
3	A	Notre Dame	77 88	28	A	Texas	59 72	56	H	Wichita St.	54 51	107	A	Ole Miss	69 49
9	A	Kentucky	73 72	32	H	Mississippi St.	79 67	65	H	LSU	75 58	116	H	Missouri	63 53
9	H	Kentucky	72 58	35	A	Rutgers	55 45	70	H	Penn	97 52	143	A	Florida	64 56
10	H	Oregon St.	74 63	38	A	Arkansas	60 51					175	A	Auburn	54 42
22	H	Texas A&M	81 58	45	A	Vanderbilt	57 49					181	H	Oral Roberts	91 39
24	A	Chattanooga	63 67	49	H	Georgia	59 51					221	H	Winthrop	81 48
25	H	Stanford	59 40									222	H	Tennessee St.	97 46
												234	A	Lipscomb	85 51
												325	H	Saint Francis (PA)	111 44
LAST 12 Division I GAMES:															
9	H	Kentucky	72 58	65	H	LSU	75 58								
107	A	Ole Miss	69 49	3	A	Notre Dame	77 88								
143	A	Florida	64 56	175	A	Auburn	54 42								
32	H	Mississippi St.	79 67	38	A	Arkansas	60 51								
9	A	Kentucky	73 72	22	H	Texas A&M	81 58								
49	H	Georgia	59 51	45	A	Vanderbilt	57 49								

Non-Div I Games:

Tennessee

■ Loss, 
■ Non-Conf, S Site, 
■ Home 
■ Away 
N Neutral



## Tennessee St.

Through Games Of Feb. 15, 2015

Average RPI Win:	280	WON-LOST	WINNING	LAST 10	STRENGTH OF	OPP. STRENGTH	TEAM	ADJ.	CONF.	ADJ CONF.
Average RPI Loss:	136	RECORD	PCT. RANK	GAMES	SCHEDULE	OF SCHEDULE	RPI	RPI	RPI	RPI
DIV. I ONLY	12- 12	173	7- 3	248	249	222	222	26	26	
DIV. I NON-CONF.	3- 8	263	0- 0	109	110	223	223	26	26	
TOTALS	RPI 1-25	RPI 26-50	W-L RECORDS	RPI 51-100	RPI 101-150	RPI 150+				
12- 12	0- 2	0- 0	OVERALL	0- 2	0- 3	12- 5				
5- 8	0- 0	0- 0	HOME	0- 1	0- 3	5- 4				
7- 4	0- 0	0- 0	AWAY	0- 1	0- 0	7- 0				
0- 0	0- 0	0- 0	NEUTRAL	0- 0	0- 0	0- 0				
3- 8	0- 2	0- 0	NON-CONFERENCE	0- 2	0- 2	3- 2				
1- 5	0- 0	0- 0	HOME	0- 1	0- 2	1- 2				
2- 3	0- 2	0- 0	AWAY	0- 1	0- 0	2- 0				
0- 0	0- 0	0- 0	NEUTRAL	0- 0	0- 0	0- 0				
9- 4	0- 0	0- 0	CONFERENCE	0- 0	0- 1	9- 3				
4- 3	0- 0	0- 0	HOME	0- 0	0- 1	4- 2				
5- 1	0- 0	0- 0	AWAY	0- 0	0- 0	5- 1				
0- 0	0- 0	0- 0	NEUTRAL	0- 0	0- 0	0- 0				

RPI 1-25				RPI 26-50				RPI 51-100				RPI 101+ Team's RPI: 222			
RPI	S	Opponent	Score	RPI	S	Opponent	Score	RPI	S	Opponent	Score	RPI	S	Opponent	Score
1	A	Tennessee	46 97					63	H	Youngstown St.	66 73	133	H	Troy	71 75
9	A	Kentucky	75 87					74	A	North Carolina St.	55 84	134	H	Kennesaw St.	56 65
												147	H	UT Martin	58 64
												164	H	Belmont	62 64
												173	A	SIUE	83 91
												192	H	Jacksonville St.	50 63
												219	A	Morehead St.	81 74
												234	A	Lipscomb	73 55
												244	H	Jacksonville	64 61
												250	A	Austin Peay	81 78
												263	H	North Florida	53 54
												269	A	Eastern Ky.	68 62
												269	H	Eastern Ky.	86 74
												270	A	A&M-Corpus Christi	72 61
												273	H	Norfolk St.	58 65
												305	H	Southeast Mo. St.	62 55
												312	H	Eastern Ill.	57 44
												322	A	Murray St.	76 72
												333	A	Tennessee Tech	66 57
												333	H	Tennessee Tech	67 64
LAST 12 Division I GAMES:															
269	H	Eastern Ky.	86 74	164	H	Belmont	62 64								
333	A	Tennessee Tech	66 57	333	H	Tennessee Tech	67 64								
219	A	Morehead St.	81 74	250	A	Austin Peay	81 78								
269	A	Eastern Ky.	68 62	322	A	Murray St.	76 72								
192	H	Jacksonville St.	50 63	173	A	SIUE	83 91								
147	H	UT Martin	58 64	312	H	Eastern Ill.	57 44								

Non-Div I Games:

Tennessee St.

■ Loss, 
 ■ Non-Conf, 
 S Site, 
 ■ Home 
 ■ Away 
 N Neutral



Average RPI Win:	301	WON-LOST	WINNING	LAST 10	STRENGTH OF	OPP. STRENGTH	TEAM	ADJ.	CONF.	ADJ CONF.
Average RPI Loss:	195	RECORD	PCT. RANK	GAMES	SCHEDULE	OF SCHEDULE	RPI	RPI	RPI	RPI
DIV. I ONLY	5- 21	316	1- 9	313	254	333	333	26	26	
DIV. I NON-CONF.	3- 10	287	0- 0	328	161	319	319	26	26	
TOTALS	RPI 1-25	RPI 26-50	W-L RECORDS	RPI 51-100	RPI 101-150	RPI 150+				
5- 21	0- 0	0- 1	OVERALL	0- 2	0- 1	5- 17				
3- 7	0- 0	0- 1	HOME	0- 1	0- 1	3- 4				
1- 13	0- 0	0- 0	AWAY	0- 1	0- 0	1- 12				
1- 1	0- 0	0- 0	NEUTRAL	0- 0	0- 0	1- 1				
3- 10	0- 0	0- 1	NON-CONFERENCE	0- 2	0- 0	3- 7				
1- 2	0- 0	0- 1	HOME	0- 1	0- 0	1- 0				
1- 7	0- 0	0- 0	AWAY	0- 1	0- 0	1- 6				
1- 1	0- 0	0- 0	NEUTRAL	0- 0	0- 0	1- 1				
2- 11	0- 0	0- 0	CONFERENCE	0- 0	0- 1	2- 10				
2- 5	0- 0	0- 0	HOME	0- 0	0- 1	2- 4				
0- 6	0- 0	0- 0	AWAY	0- 0	0- 0	0- 6				
0- 0	0- 0	0- 0	NEUTRAL	0- 0	0- 0	0- 0				

RPI S	Opponent	Score	RPI S	Opponent	Score	RPI S	Opponent	Score	RPI S	Opponent	Score	Team's RPI: 333
49	H Georgia	51 74	55	H Middle Tenn.	76 98	147	H UT Martin	59 79	164	A Belmont	53 59	
			93	A Southern Miss.	58 80	167	A Clemson	61 76	173	A SIUE	69 83	
						180	A Mercer	67 73	192	A Jacksonville St.	58 67	
						192	H Jacksonville St.	54 70	202	A Wake Forest	62 89	
						214	N N.C. A&T	49 54	219	H Morehead St.	54 64	
						222	A Tennessee St.	64 67	222	H Tennessee St.	57 66	
						230	A Georgia St.	60 72	234	A Lipscomb	53 72	
						250	H Austin Peay	75 71	259	A Valparaiso	61 79	
						269	H Eastern Ky.	93 97	289	N Morgan St.	62 56	
						305	A Southeast Mo. St.	66 68	312	A Eastern Ill.	59 67	
						315	H South Ala.	70 66	322	H Murray St.	74 69	
						330	A FIU	73 56				
LAST 12 Division I GAMES:												
192	A Jacksonville St.	58 67	222	A Tennessee St.	64 67							
222	H Tennessee St.	57 66	305	A Southeast Mo. St.	66 68							
192	H Jacksonville St.	54 70	147	H UT Martin	59 79							
164	A Belmont	53 59	250	H Austin Peay	75 71							
219	H Morehead St.	54 64	322	H Murray St.	74 69							
269	H Eastern Ky.	93 97	173	A SIUE	69 83							

Non-Div I Games:

Tennessee Tech



Average RPI Win:	280	WON-LOST	WINNING	LAST 10	STRENGTH OF	OPP. STRENGTH	TEAM	ADJ.	CONF.	ADJ CONF.
Average RPI Loss:	134	RECORD	PCT. RANK	GAMES	SCHEDULE	OF SCHEDULE	RPI	RPI	RPI	RPI
DIV. I ONLY	11- 11	173	7- 3	215	280	197	197	30	30	
DIV. I NON-CONF.	4- 8	233	0- 2	97	151	197	197	30	30	
TOTALS	RPI 1-25	RPI 26-50	W-L RECORDS	RPI 51-100	RPI 101-150	RPI 150+				
11- 11	0- 2	0- 1	OVERALL	0- 2	2- 2	9- 4				
7- 2	0- 0	0- 0	HOME	0- 0	1- 0	6- 2				
3- 8	0- 1	0- 1	AWAY	0- 2	0- 2	3- 2				
1- 1	0- 1	0- 0	NEUTRAL	0- 0	1- 0	0- 0				
4- 8	0- 2	0- 1	NON-CONFERENCE	0- 2	1- 1	3- 2				
3- 1	0- 0	0- 0	HOME	0- 0	0- 0	3- 1				
0- 6	0- 1	0- 1	AWAY	0- 2	0- 1	0- 1				
1- 1	0- 1	0- 0	NEUTRAL	0- 0	1- 0	0- 0				
7- 3	0- 0	0- 0	CONFERENCE	0- 0	1- 1	6- 2				
4- 1	0- 0	0- 0	HOME	0- 0	1- 0	3- 1				
3- 2	0- 0	0- 0	AWAY	0- 0	0- 1	3- 1				
0- 0	0- 0	0- 0	NEUTRAL	0- 0	0- 0	0- 0				

RPI 1-25				RPI 26-50				RPI 51-100				RPI 101+ Team's RPI: 197			
RPI	S	Opponent	Score	RPI	S	Opponent	Score	RPI	S	Opponent	Score	RPI	S	Opponent	Score
2	A	Baylor	42 96	28	A	Texas	45 72	59	A	DePaul	70 93	123	A	VCU	43 64
22	N	Texas A&M	61 63					100	A	Texas Tech	42 50	128	A	Bakersfield	72 87
												128	H	Bakersfield	77 60
												149	N	New Mexico	61 59
												151	H	New Mexico St.	71 74
												185	H	Eastern Mich.	81 75
												270	H	A&M-Corpus Christi	57 60
												285	H	Houston Baptist	75 72
												296	A	Grand Canyon	54 69
												299	A	NJIT	54 59
												319	A	Seattle	70 60
												319	H	Seattle	80 58
												328	A	Utah Valley	59 52
												336	H	Incarinate Word	65 61
												342	H	UMKC	69 51
												345	A	Chicago St.	75 60
												345	H	Chicago St.	66 57
LAST 12 Division I GAMES:															
319	A	Seattle	70 60	328	A	Utah Valley	59 52								
128	A	Bakersfield	72 87	128	H	Bakersfield	77 60								
345	H	Chicago St.	66 57	319	H	Seattle	80 58								
342	H	UMKC	69 51	345	A	Chicago St.	75 60								
151	H	New Mexico St.	71 74	299	A	NJIT	54 59								
296	A	Grand Canyon	54 69	123	A	VCU	43 64								

Non-Div I Games: Tex. A&M-Kingsville86 36 Concordia (TX) 72 31 Texas Lutheran 71 47

Tex.-Pan American

Loss, Non-Conf, S Site, H Home A Away N Neutral



Average RPI Win:	123	WON-LOST	WINNING	LAST 10	STRENGTH OF	OPP. STRENGTH	TEAM	ADJ.	CONF.	ADJ CONF.
Average RPI Loss:	40	RECORD	PCT. RANK	GAMES	SCHEDULE	OF SCHEDULE	RPI	RPI	RPI	RPI
DIV. I ONLY	16- 8	79	3- 7	13	11	28	28	1	1	
DIV. I NON-CONF.	11- 0	1	0- 0	58	83	4	4	1	1	
TOTALS	RPI 1-25	RPI 26-50	W-L RECORDS	RPI 51-100	RPI 101-150	RPI 150+				
16- 8	4- 3	0- 2	OVERALL	5- 3	1- 0	6- 0				
12- 2	2- 1	0- 1	HOME	3- 0	1- 0	6- 0				
3- 6	1- 2	0- 1	AWAY	2- 3	0- 0	0- 0				
1- 0	1- 0	0- 0	NEUTRAL	0- 0	0- 0	0- 0				
11- 0	3- 0	0- 0	NON-CONFERENCE	1- 0	1- 0	6- 0				
8- 0	1- 0	0- 0	HOME	0- 0	1- 0	6- 0				
2- 0	1- 0	0- 0	AWAY	1- 0	0- 0	0- 0				
1- 0	1- 0	0- 0	NEUTRAL	0- 0	0- 0	0- 0				
5- 8	1- 3	0- 2	CONFERENCE	4- 3	0- 0	0- 0				
4- 2	1- 1	0- 1	HOME	3- 0	0- 0	0- 0				
1- 6	0- 2	0- 1	AWAY	1- 3	0- 0	0- 0				
0- 0	0- 0	0- 0	NEUTRAL	0- 0	0- 0	0- 0				

RPI 1-25				RPI 26-50				Team's RPI: 28	RPI 51-100				RPI 101+			
RPI	S	Opponent	Score	RPI	S	Opponent	Score		RPI	S	Opponent	Score	RPI	S	Opponent	Score
1	H	Tennessee	72 59	48	A	Iowa St.	57 59		58	A	Oklahoma St.	60 66	149	H	New Mexico	86 37
2	A	Baylor	58 75	48	H	Iowa St.	57 58		61	H	West Virginia	61 55	177	H	UTSA	68 48
2	H	Baylor	68 70						62	A	Kansas St.	57 66	197	H	Tex.-Pan American	72 45
19	A	Oklahoma	59 70						79	A	TCU	59 64	215	H	Northwestern St.	74 34
19	H	Oklahoma	84 81						85	A	Kansas	74 63	232	H	McNeese St.	76 59
22	N	Texas A&M	67 65						85	H	Kansas	60 46	254	H	Southern U.	80 42
25	A	Stanford	87 81						89	A	UCLA	75 65	256	H	Rice	77 54
									100	H	Texas Tech	55 44				
LAST 12 Division I GAMES:																
85	A	Kansas	74 63	48	H	Iowa St.	57 58		2	A	Baylor	58 75				
58	A	Oklahoma St.	60 66						100	H	Texas Tech	55 44				
2	H	Baylor	68 70						19	A	Oklahoma	59 70				
62	A	Kansas St.	57 66						48	A	Iowa St.	57 59				
79	A	TCU	59 64						61	H	West Virginia	61 55				
19	H	Oklahoma	84 81													

Non-Div I Games:

Texas

■ Loss, 
 ■ Non-Conf, S Site, 
 ■ Home 
 ■ Away 
 N Neutral



Average RPI Win: 151		WON-LOST	WINNING	LAST 10	STRENGTH OF	OPP. STRENGTH	TEAM	ADJ.	CONF.	ADJ CONF.
Average RPI Loss: 23		RECORD	PCT. RANK	GAMES	SCHEDULE	OF SCHEDULE	RPI	RPI	RPI	RPI
DIV. I ONLY		19- 6	35	6- 4	42	34	22	22	3	3
DIV. I NON-CONF.		12- 2	26	1- 0	179	70	45	45	5	5
TOTALS		RPI 1-25	RPI 26-50		W-L RECORDS		RPI 51-100	RPI 101-150		RPI 150+
19- 6	1- 3	3- 3		OVERALL		3- 0	3- 0		9- 0	
12- 0	1- 0	2- 0		HOME		1- 0	1- 0		7- 0	
5- 5	0- 3	1- 2		AWAY		2- 0	1- 0		1- 0	
2- 1	0- 0	0- 1		NEUTRAL		0- 0	1- 0		1- 0	
12- 2	1- 1	0- 1		NON-CONFERENCE		2- 0	1- 0		8- 0	
7- 0	1- 0	0- 0		HOME		0- 0	0- 0		6- 0	
3- 1	0- 1	0- 0		AWAY		2- 0	0- 0		1- 0	
2- 1	0- 0	0- 1		NEUTRAL		0- 0	1- 0		1- 0	
7- 4	0- 2	3- 2		CONFERENCE		1- 0	2- 0		1- 0	
5- 0	0- 0	2- 0		HOME		1- 0	1- 0		1- 0	
2- 4	0- 2	1- 2		AWAY		0- 0	1- 0		0- 0	
0- 0	0- 0	0- 0		NEUTRAL		0- 0	0- 0		0- 0	

RPI 1-25				RPI 26-50				RPI 51-100				RPI 101+			
RPI	S	Opponent	Score	RPI	S	Opponent	Score	RPI	S	Opponent	Score	RPI	S	Opponent	Score
1	A	Tennessee	58 81	28	N	Texas	65 67	59	A	DePaul	76 68	107	H	Ole Miss	58 49
6	A	South Carolina	61 79	32	A	Mississippi St.	61 63	65	H	LSU	55 48	116	A	Missouri	55 48
12	H	Duke	63 59	38	A	Arkansas	52 50	79	A	TCU	82 71	149	N	New Mexico	66 52
21	A	Washington	49 70	38	H	Arkansas	59 55					175	H	Auburn	78 45
				45	H	Vanderbilt	75 61					197	N	Tex.-Pan American	63 61
				49	A	Georgia	51 54					215	H	Northwestern St.	75 42
												232	H	McNeese St.	93 27
												237	H	Prairie View	59 41
												248	A	SMU	70 62
												256	H	Rice	76 55
												272	H	Houston	94 55
												323	H	North Texas	75 38
LAST 12 Division I GAMES:															
38	H	Arkansas	59 55	107	H	Ole Miss	58 49								
32	A	Mississippi St.	61 63	65	H	LSU	55 48								
116	A	Missouri	55 48	1	A	Tennessee	58 81								
175	H	Auburn	78 45	38	A	Arkansas	52 50								
6	A	South Carolina	61 79	45	H	Vanderbilt	75 61								
49	A	Georgia	51 54	323	H	North Texas	75 38								

Non-Div I Games:

Texas A&amp;M

■ Loss, 
 ■ Non-Conf, S Site, 
 ■ Home 
 ■ Away 
 N Neutral



## Texas Southern

Through Games Of Feb. 15, 2015

Average RPI Win:	292	WON-LOST	WINNING	LAST 10	STRENGTH OF	OPP. STRENGTH	TEAM	ADJ.	CONF.	ADJ CONF.
Average RPI Loss:	169	RECORD	PCT. RANK	GAMES	SCHEDULE	OF SCHEDULE	RPI	RPI	RPI	RPI
DIV. I ONLY	13- 9	119	9- 1	333	325	203	203	33	33	
DIV. I NON-CONF.	3- 8	263	0- 1	229	210	255	255	31	31	
TOTALS	RPI 1-25	RPI 26-50	W-L RECORDS	RPI 51-100	RPI 101-150	RPI 150+				
13- 9	0- 0	0- 0	OVERALL	0- 3	0- 2	13- 4				
6- 1	0- 0	0- 0	HOME	0- 0	0- 1	6- 0				
6- 8	0- 0	0- 0	AWAY	0- 0	0- 1	6- 0				
1- 0	0- 0	0- 0	NEUTRAL	0- 0	0- 0	1- 0				
3- 8	0- 0	0- 0	NON-CONFERENCE	0- 3	0- 2	3- 3				
1- 1	0- 0	0- 0	HOME	0- 0	0- 1	1- 0				
1- 7	0- 0	0- 0	AWAY	0- 3	0- 1	1- 3				
1- 0	0- 0	0- 0	NEUTRAL	0- 0	0- 0	1- 0				
10- 1	0- 0	0- 0	CONFERENCE	0- 0	0- 0	10- 1				
5- 0	0- 0	0- 0	HOME	0- 0	0- 0	5- 0				
5- 1	0- 0	0- 0	AWAY	0- 0	0- 0	5- 1				
0- 0	0- 0	0- 0	NEUTRAL	0- 0	0- 0	0- 0				

RPI 1-25			RPI 26-50			RPI 51-100			RPI 101+ Team's RPI: 203		
RPI	S	Opponent	Score	RPI	S	Opponent	Score	RPI	S	Opponent	Score
						58 A Oklahoma St.	58 77	108 A CSUN		50 63	
						79 A TCU	52 69	146 H Tulsa		64 67	
						85 A Kansas	44 69	232 A McNeese St.		70 74	
								237 A Prairie View		61 63	
								237 H Prairie View		70 55	
								239 N IUPUI		71 61	
								254 A Southern U.		62 48	
								256 H Rice		69 63	
								270 A A&M-Corpus Christi		63 68	
								284 H Jackson St.		70 53	
								285 A Houston Baptist		92 80	
								288 H Alabama St.		67 51	
								294 A Grambling		67 38	
								294 H Grambling		74 33	
								303 A Sam Houston St.		54 61	
								332 A Alcorn		75 66	
								337 A Ark.-Pine Bluff		74 45	
								341 H Alabama A&M		67 54	
								349 A Mississippi Val.		63 52	
LAST 12 Division I GAMES:											
294 A		Grambling	67 38	284 H		Jackson St.	70 53				
237 H		Prairie View	70 55	294 H		Grambling	74 33				
341 H		Alabama A&M	67 54	237 A		Prairie View	61 63				
288 H		Alabama St.	67 51	254 A		Southern U.	62 48				
349 A		Mississippi Val.	63 52	332 A		Alcorn	75 66				
337 A		Ark.-Pine Bluff	74 45	232 A		McNeese St.	70 74				

Non-Div I Games:

Texas Southern

■ Loss, 
 ■ Non-Conf, 
 ■ S Site, 
 ■ Home 
 ■ A Away 
 N Neutral



Average RPI Win:	224	WON-LOST	WINNING	LAST 10	STRENGTH OF	OPP. STRENGTH	TEAM	ADJ.	CONF.	ADJ CONF.
Average RPI Loss:	113	RECORD	PCT. RANK	GAMES	SCHEDULE	OF SCHEDULE	RPI	RPI	RPI	RPI
DIV. I ONLY	13- 9	119	7- 3	198	139	132	132	14	14	
DIV. I NON-CONF.	3- 4	197	0- 0	135	155	154	154	14	14	
TOTALS	RPI 1-25	RPI 26-50	W-L RECORDS	RPI 51-100	RPI 101-150	RPI 150+				
13- 9	0- 0	0- 3	OVERALL	0- 3	2- 0	11- 3				
7- 3	0- 0	0- 1	HOME	0- 0	1- 0	6- 2				
5- 6	0- 0	0- 2	AWAY	0- 3	1- 0	4- 1				
1- 0	0- 0	0- 0	NEUTRAL	0- 0	0- 0	1- 0				
3- 4	0- 0	0- 1	NON-CONFERENCE	0- 2	0- 0	3- 1				
1- 1	0- 0	0- 0	HOME	0- 0	0- 0	1- 1				
1- 3	0- 0	0- 1	AWAY	0- 2	0- 0	1- 0				
1- 0	0- 0	0- 0	NEUTRAL	0- 0	0- 0	1- 0				
10- 5	0- 0	0- 2	CONFERENCE	0- 1	2- 0	8- 2				
6- 2	0- 0	0- 1	HOME	0- 0	1- 0	5- 1				
4- 3	0- 0	0- 1	AWAY	0- 1	1- 0	3- 1				
0- 0	0- 0	0- 0	NEUTRAL	0- 0	0- 0	0- 0				

RPI 1-25				RPI 26-50				RPI 51-100				RPI 101+ Team's RPI: 132			
RPI	S	Opponent	Score	RPI	S	Opponent	Score	RPI	S	Opponent	Score	RPI	S	Opponent	Score
				39	A	UALR	43 70	57	A	Arkansas St.	48 68	133	A	Troy	74 72
				39	H	UALR	45 65	58	A	Oklahoma St.	37 64	139	H	Appalachian St.	67 58
				46	A	Stetson	57 75	100	A	Texas Tech	77 81	160	H	La.-Lafayette	81 83
												177	A	UTSA	57 53
												184	H	Lamar	79 72
												191	A	Texas-Arlington	60 53
												191	H	Texas-Arlington	65 58
												210	H	La.-Monroe	70 64
												230	A	Georgia St.	69 74
												230	H	Georgia St.	71 61
												257	N	Bethune-Cookman	51 40
												285	H	Houston Baptist	56 61
												287	A	Ga. Southern	79 65
												287	H	Ga. Southern	67 57
												315	A	South Ala.	46 44
												315	H	South Ala.	63 42
LAST 12 Division I GAMES:															
				230	H	Georgia St.	71 61	287	H	Ga. Southern	67 57				
				191	H	Texas-Arlington	65 58	191	A	Texas-Arlington	60 53				
				39	A	UALR	43 70	57	A	Arkansas St.	48 68				
				315	A	South Ala.	46 44	315	H	South Ala.	63 42				
				160	H	La.-Lafayette	81 83	210	H	La.-Monroe	70 64				
				139	H	Appalachian St.	67 58	39	H	UALR	45 65				

Non-Div I Games: Tex. A&amp;M Int'l 83 65 Tex. A&amp;M-Commerce 74 69

Texas St.

Loss, Non-Conf, S Site, H Home A Away N Neutral



Average RPI Win:	167	WON-LOST	WINNING	LAST 10	STRENGTH OF	OPP. STRENGTH	TEAM	ADJ.	CONF.	ADJ CONF.
Average RPI Loss:	60	RECORD	PCT. RANK	GAMES	SCHEDULE	OF SCHEDULE	RPI	RPI	RPI	RPI
DIV. I ONLY	15- 10	112	4- 6	85	44	100	100	1	1	
DIV. I NON-CONF.	10- 2	31	0- 0	225	237	93	93	1	1	
TOTALS	RPI 1-25	RPI 26-50	W-L RECORDS	RPI 51-100	RPI 101-150	RPI 150+				
15- 10	0- 2	1- 1	OVERALL	4- 7	1- 0	9- 0				
13- 3	0- 1	1- 0	HOME	2- 2	1- 0	9- 0				
2- 5	0- 1	0- 1	AWAY	2- 3	0- 0	0- 0				
0- 2	0- 0	0- 0	NEUTRAL	0- 2	0- 0	0- 0				
10- 2	0- 0	0- 0	NON-CONFERENCE	0- 2	1- 0	9- 0				
10- 0	0- 0	0- 0	HOME	0- 0	1- 0	9- 0				
0- 0	0- 0	0- 0	AWAY	0- 0	0- 0	0- 0				
0- 2	0- 0	0- 0	NEUTRAL	0- 2	0- 0	0- 0				
5- 8	0- 2	1- 1	CONFERENCE	4- 5	0- 0	0- 0				
3- 3	0- 1	1- 0	HOME	2- 2	0- 0	0- 0				
2- 5	0- 1	0- 1	AWAY	2- 3	0- 0	0- 0				
0- 0	0- 0	0- 0	NEUTRAL	0- 0	0- 0	0- 0				

RPI 1-25				RPI 26-50				RPI 51-100				RPI 101+			
RPI	S	Opponent	Score	RPI	S	Opponent	Score	RPI	S	Opponent	Score	RPI	S	Opponent	Score
19	A	Oklahoma	64 70	28	A	Texas	44 55	58	A	Oklahoma St.	35 66	132	H	Texas St.	81 77
19	H	Oklahoma	58 75	48	H	Iowa St.	71 58	61	A	West Virginia	55 45	165	H	Arizona	57 54
								61	H	West Virginia	73 57	177	H	UTSA	64 48
								62	A	Kansas St.	74 68	192	H	Jacksonville St.	67 59
								62	H	Kansas St.	38 41	197	H	Tex.-Pan American	50 42
								74	N	North Carolina St.	42 75	225	H	Nicholls St.	76 49
								79	A	TCU	60 71	260	H	Abilene Christian	61 44
								79	H	TCU	52 37	272	H	Houston	60 54
								85	A	Kansas	67 71	285	H	Houston Baptist	60 59
								85	H	Kansas	66 68	289	H	Morgan St.	65 57
								94	N	Purdue	53 69				
LAST 12 Division I GAMES:															
62	A	Kansas St.	74 68	19	A	Oklahoma	64 70								
48	H	Iowa St.	71 58	85	H	Kansas	66 68								
79	A	TCU	60 71	28	A	Texas	44 55								
85	A	Kansas	67 71	61	A	West Virginia	55 45								
62	H	Kansas St.	38 41	19	H	Oklahoma	58 75								
61	H	West Virginia	73 57	58	A	Oklahoma St.	35 66								

Non-Div I Games:

Texas Tech

  Loss, 
  Non-Conf, 
  S Site, 
  H Home 
  A Away 
N Neutral



## Texas-Arlington

Through Games Of Feb. 15, 2015

Average RPI Win:	256	WON-LOST	WINNING	LAST 10	STRENGTH OF	OPP. STRENGTH	TEAM	ADJ.	CONF.	ADJ CONF.
Average RPI Loss:	121	RECORD	PCT. RANK	GAMES	SCHEDULE	OF SCHEDULE	RPI	RPI	RPI	RPI
DIV. I ONLY	11- 10	156	5- 5	247	188	191	191	14	14	
DIV. I NON-CONF.	4- 3	136	0- 0	218	296	156	156	14	14	
TOTALS	RPI 1-25	RPI 26-50	W-L RECORDS	RPI 51-100	RPI 101-150	RPI 150+				
11- 10	0- 0	0- 1	OVERALL	0- 3	1- 3	10- 3				
6- 4	0- 0	0- 0	HOME	0- 1	1- 1	5- 2				
5- 6	0- 0	0- 0	AWAY	0- 1	0- 0	5- 1				
0- 0	0- 0	0- 0	NEUTRAL	0- 0	0- 0	0- 0				
4- 3	0- 0	0- 0	NON-CONFERENCE	0- 2	0- 0	4- 1				
2- 1	0- 0	0- 0	HOME	0- 0	0- 0	2- 1				
2- 2	0- 0	0- 0	AWAY	0- 2	0- 0	2- 0				
0- 0	0- 0	0- 0	NEUTRAL	0- 0	0- 0	0- 0				
7- 7	0- 0	0- 1	CONFERENCE	0- 1	1- 3	6- 2				
4- 3	0- 0	0- 0	HOME	0- 1	1- 1	3- 1				
3- 4	0- 0	0- 1	AWAY	0- 0	0- 2	3- 1				
0- 0	0- 0	0- 0	NEUTRAL	0- 0	0- 0	0- 0				

RPI 1-25			RPI 26-50			RPI 51-100			RPI 101+ Team's RPI: 191		
RPI	S	Opponent	Score	RPI	S	Opponent	Score	RPI	S	Opponent	Score
				39	A	UALR	38 66	56	A	Wichita St.	61 71
								57	H	Arkansas St.	77 80
								62	A	Kansas St.	41 45
								132	A	Texas St.	58 65
								132	H	Texas St.	53 60
								133	A	Troy	63 70
								133	H	Troy	70 67
								160	A	La.-Lafayette	57 51
								177	H	UTSA	55 63
								210	A	La.-Monroe	51 56
								210	H	La.-Monroe	51 63
								230	A	Georgia St.	45 39
								230	H	Georgia St.	57 45
								266	H	Northern Ariz.	80 62
								270	A	A&M-Corpus Christi	42 28
								285	H	Houston Baptist	83 73
								287	H	Ga. Southern	64 52
								315	A	South Ala.	63 46
								315	H	South Ala.	59 49
								323	A	North Texas	46 38
LAST 12 Division I GAMES:											
315	A	South Ala.	63 46	210	A	La.-Monroe	51 56				
132	A	Texas St.	58 65	132	H	Texas St.	53 60				
160	A	La.-Lafayette	57 51	230	A	Georgia St.	45 39				
133	H	Troy	70 67	57	H	Arkansas St.	77 80				
230	H	Georgia St.	57 45	210	H	La.-Monroe	51 63				
39	A	UALR	38 66	133	A	Troy	63 70				

Non-Div I Games: Missouri Valley 90 32 McMurry 82 25

Texas-Arlington

  Loss, 
   Non-Conf, 
   S Site, 
 H Home 
 A Away 
 N Neutral



Average RPI Win:	186	WON-LOST	WINNING	LAST 10	STRENGTH OF	OPP. STRENGTH	TEAM	ADJ.	CONF.	ADJ CONF.
Average RPI Loss:	109	RECORD	PCT. RANK	GAMES	SCHEDULE	OF SCHEDULE	RPI	RPI	RPI	RPI
DIV. I ONLY	12- 10	143	2- 2	127	122	121	121	16	16	
DIV. I NON-CONF.	6- 4	132	1- 0	198	37	118	118	18	18	
TOTALS	RPI 1-25	RPI 26-50	W-L RECORDS	RPI 51-100	RPI 101-150	RPI 150+				
12- 10	0- 1	0- 0	OVERALL	1- 4	5- 3	6- 2				
5- 4	0- 0	0- 0	HOME	0- 1	2- 1	3- 2				
3- 6	0- 1	0- 0	AWAY	1- 3	1- 2	1- 0				
4- 0	0- 0	0- 0	NEUTRAL	0- 0	2- 0	2- 0				
6- 4	0- 1	0- 0	NON-CONFERENCE	0- 1	3- 1	3- 1				
2- 1	0- 0	0- 0	HOME	0- 0	1- 0	1- 1				
0- 3	0- 1	0- 0	AWAY	0- 1	0- 1	0- 0				
4- 0	0- 0	0- 0	NEUTRAL	0- 0	2- 0	2- 0				
6- 6	0- 0	0- 0	CONFERENCE	1- 3	2- 2	3- 1				
3- 3	0- 0	0- 0	HOME	0- 1	1- 1	2- 1				
3- 3	0- 0	0- 0	AWAY	1- 2	1- 1	1- 0				
0- 0	0- 0	0- 0	NEUTRAL	0- 0	0- 0	0- 0				

RPI 1-25			RPI 26-50			RPI 51-100			RPI 101+			Team's RPI: 121
RPI	S	Opponent	Score	RPI	S	Opponent	Score	RPI	S	Opponent	Score	Score
15	A	Dayton	57 79					60	A	Ohio	58 65	103 N Virginia 64 62
								67	A	Akron	56 82	104 N Southern Ill. 64 48
								67	H	Akron	101 102	110 A Cleveland St. 71 81
								92	A	Western Mich.	65 46	120 A Buffalo 61 68
								94	A	Purdue	48 66	120 H Buffalo 75 63
												136 H Ball St. 61 69
												137 A Central Mich. 61 46
												140 H St. Bonaventure 64 58
												165 N Arizona 69 54
												185 H Eastern Mich. 61 75
												206 H Idaho 80 67
												233 H Detroit 72 83
												277 N Nevada 65 56
												280 A Bowling Green 64 48
												300 H Miami (OH) 63 53
												302 H Kent St. 67 49
LAST 12 Division I GAMES:												
165	N	Arizona	69 54	185	H	Eastern Mich.	61 75					
67	A	Akron	56 82	120	H	Buffalo	75 63					
137	A	Central Mich.	61 46	92	A	Western Mich.	65 46					
136	H	Ball St.	61 69	67	H	Akron	101 102					
120	A	Buffalo	61 68	60	A	Ohio	58 65					
280	A	Bowling Green	64 48	302	H	Kent St.	67 49					

Non-Div I Games: Wis.-Parkside 70 43

Toledo

■ Loss, 
■ Non-Conf, 
■ S Site, 
■ H Home 
■ A Away 
N Neutral



**T  
O  
W  
S  
O  
n**

T  
O  
W  
S  
O  
N

Towson

Page 294



Average RPI Win:	225	WON-LOST	WINNING	LAST 10	STRENGTH OF	OPP. STRENGTH	TEAM	ADJ.	CONF.	ADJ CONF.
Average RPI Loss:	137	RECORD	PCT. RANK	GAMES	SCHEDULE	OF SCHEDULE	RPI	RPI	RPI	RPI
DIV. I ONLY	15- 9	96	6- 4	227	204	133	133	14	14	
DIV. I NON-CONF.	5- 4	139	0- 0	317	311	217	217	14	14	
TOTALS	RPI 1-25	RPI 26-50	W-L RECORDS	RPI 51-100	RPI 101-150	RPI 150+				
15- 9	0- 0	0- 1	OVERALL	0- 2	2- 1	13- 5				
9- 3	0- 0	0- 0	HOME	0- 1	1- 1	8- 1				
6- 6	0- 0	0- 1	AWAY	0- 1	1- 0	5- 4				
0- 0	0- 0	0- 0	NEUTRAL	0- 0	0- 0	0- 0				
5- 4	0- 0	0- 0	NON-CONFERENCE	0- 0	0- 0	5- 4				
3- 1	0- 0	0- 0	HOME	0- 0	0- 0	3- 1				
2- 3	0- 0	0- 0	AWAY	0- 0	0- 0	2- 3				
0- 0	0- 0	0- 0	NEUTRAL	0- 0	0- 0	0- 0				
10- 5	0- 0	0- 1	CONFERENCE	0- 2	2- 1	8- 1				
6- 2	0- 0	0- 0	HOME	0- 1	1- 1	5- 0				
4- 3	0- 0	0- 1	AWAY	0- 1	1- 0	3- 1				
0- 0	0- 0	0- 0	NEUTRAL	0- 0	0- 0	0- 0				

RPI S	Opponent	Score	RPI S	Opponent	Score	RPI S	Opponent	Score	RPI S	Opponent	Score	Team's RPI: 133
39	A UALR	56 82	57	A Arkansas St.	72 91	132	H Texas St.	72 74	139	A Appalachian St.	108 87	
			57	H Arkansas St.	76 82	139	H Appalachian St.	91 87	160	A La.-Lafayette	60 55	
						160	H La.-Lafayette	68 63	167	A Clemson	73 82	
						169	H Savannah St.	80 83	175	A Auburn	54 71	
						182	H Samford	76 67	191	A Texas-Arlington	67 70	
						191	H Texas-Arlington	70 63	210	A La.-Monroe	82 77	
						210	H La.-Monroe	90 51	222	A Tennessee St.	75 71	
						230	A Georgia St.	96 87	247	A Evansville	85 94	
						287	H Ga. Southern	84 74	288	H Alabama St.	70 50	
						306	H Southeastern La.	80 78	315	H South Ala.	78 67	
						334	A Florida A&M	65 59				
LAST 12 Division I GAMES:												
160	H La.-Lafayette	68 63	57	H Arkansas St.	76 82							
315	H South Ala.	78 67	39	A UALR	56 82							
139	A Appalachian St.	108 87	139	H Appalachian St.	91 87							
57	A Arkansas St.	72 91	287	H Ga. Southern	84 74							
191	A Texas-Arlington	67 70	210	A La.-Monroe	82 77							
210	H La.-Monroe	90 51	230	A Georgia St.	96 87							

Non-Div I Games:

Troy



## Tulane

Through Games Of Feb. 15, 2015

Average RPI Win:	184	WON-LOST	WINNING	LAST 10	STRENGTH OF	OPP. STRENGTH	TEAM	ADJ.	CONF.	ADJ CONF.
Average RPI Loss:	26	RECORD	PCT. RANK	GAMES	SCHEDULE	OF SCHEDULE	RPI	RPI	RPI	RPI
DIV. I ONLY	19- 6	35	4- 2	67	96	43	43	7	7	
DIV. I NON-CONF.	9- 2	35	1- 0	15	164	22	22	7	7	
TOTALS	RPI 1-25	RPI 26-50	W-L RECORDS	RPI 51-100	RPI 101-150	RPI 150+				
19- 6	0- 2	2- 3	OVERALL	3- 1	2- 0	12- 0				
10- 3	0- 1	1- 1	HOME	1- 1	1- 0	7- 0				
8- 2	0- 1	1- 1	AWAY	2- 0	0- 0	5- 0				
1- 1	0- 0	0- 1	NEUTRAL	0- 0	1- 0	0- 0				
9- 2	0- 1	2- 1	NON-CONFERENCE	2- 0	1- 0	4- 0				
5- 1	0- 1	1- 0	HOME	1- 0	0- 0	3- 0				
3- 0	0- 0	1- 0	AWAY	1- 0	0- 0	1- 0				
1- 1	0- 0	0- 1	NEUTRAL	0- 0	1- 0	0- 0				
10- 4	0- 1	0- 2	CONFERENCE	1- 1	1- 0	8- 0				
5- 2	0- 0	0- 1	HOME	0- 1	1- 0	4- 0				
5- 2	0- 1	0- 1	AWAY	1- 0	0- 0	4- 0				
0- 0	0- 0	0- 0	NEUTRAL	0- 0	0- 0	0- 0				

RPI 1-25				RPI 26-50				Team's RPI: 43	RPI 51-100				RPI 101+			
RPI	S	Opponent	Score	RPI	S	Opponent	Score		RPI	S	Opponent	Score	RPI	S	Opponent	Score
4	A	UConn	39 87	27	A	South Fla.	45 64		51	A	East Carolina	76 63	111	N	UNI	71 48
13	H	Florida St.	54 65	27	H	South Fla.	40 53		51	H	East Carolina	63 67	146	H	Tulsa	73 34
				34	N	Western Ky.	64 69		65	A	LSU	51 45	163	H	Temple	77 63
				39	A	UALR	74 58		74	H	North Carolina St.	60 51	182	H	Samford	58 56
				42	H	Miami (FL)	70 65						225	H	Nicholls St.	77 44
													232	A	McNeese St.	75 55
													248	A	SMU	84 60
													248	H	SMU	60 58
													255	A	UCF	71 70
													255	H	UCF	66 55
													268	A	Cincinnati	60 50
													272	A	Houston	63 46
													272	H	Houston	70 40
													349	H	Mississippi Val.	87 47
LAST 12 Division I GAMES:																
111	N	UNI	71 48	272	A	Houston	63 46		27	A	South Fla.	45 64				
4	A	UConn	39 87	146	H	Tulsa	73 34		248	H	SMU	60 58				
255	H	UCF	66 55	255	A	UCF	71 70		51	A	East Carolina	76 63				
163	H	Temple	77 63													
248	A	SMU	84 60													
51	H	East Carolina	63 67													

Non-Div I Games:

Tulane

■ Loss, 
■ Non-Conf, S Site, 
■ Home 
■ Away 
N Neutral



Average RPI Win:	217	WON-LOST	WINNING	LAST 10	STRENGTH OF	OPP. STRENGTH	TEAM	ADJ.	CONF.	ADJ CONF.
Average RPI Loss:	90	RECORD	PCT. RANK	GAMES	SCHEDULE	OF SCHEDULE	RPI	RPI	RPI	RPI
DIV. I ONLY	14- 10	121	8- 2	190	100	146	146	7	7	
DIV. I NON-CONF.	5- 6	177	0- 0	136	159	180	180	7	7	
TOTALS	RPI 1-25	RPI 26-50	W-L RECORDS	RPI 51-100	RPI 101-150	RPI 150+				
14- 10	0- 1	0- 4	OVERALL	1- 1	1- 2	12- 2				
8- 5	0- 0	0- 2	HOME	0- 1	0- 2	8- 0				
5- 5	0- 1	0- 2	AWAY	1- 0	0- 0	4- 2				
1- 0	0- 0	0- 0	NEUTRAL	0- 0	1- 0	0- 0				
5- 6	0- 0	0- 3	NON-CONFERENCE	0- 0	1- 2	4- 1				
2- 4	0- 0	0- 2	HOME	0- 0	0- 2	2- 0				
2- 2	0- 0	0- 1	AWAY	0- 0	0- 0	2- 1				
1- 0	0- 0	0- 0	NEUTRAL	0- 0	1- 0	0- 0				
9- 4	0- 1	0- 1	CONFERENCE	1- 1	0- 0	8- 1				
6- 1	0- 0	0- 0	HOME	0- 1	0- 0	6- 0				
3- 3	0- 1	0- 1	AWAY	1- 0	0- 0	2- 1				
0- 0	0- 0	0- 0	NEUTRAL	0- 0	0- 0	0- 0				

RPI	S	Opponent	Score	RPI	S	Opponent	Score	RPI	S	Opponent	Score	RPI	S	Opponent	Score	Team's RPI: 146
4	A	UConn	60 98	38	H	Arkansas	53 64	51	A	East Carolina	74 63	111	H	UNI	66 69	
				39	H	UALR	59 66	51	H	East Carolina	68 77	120	N	Buffalo	87 77	
				42	A	Miami (FL)	57 69					138	H	Saint Louis	58 63	
				43	A	Tulane	34 73					156	H	Memphis	79 69	
												163	H	Temple	75 67	
												181	A	Oral Roberts	71 73	
												184	H	Lamar	73 69	
												203	A	Texas Southern	67 64	
												248	A	SMU	72 59	
												248	H	SMU	74 58	
												255	A	UCF	70 76	
												255	H	UCF	70 61	
												259	A	Valparaiso	87 63	
												268	H	Cincinnati	74 52	
												272	A	Houston	67 51	
												272	H	Houston	74 52	
												340	H	New Orleans	78 55	
LAST 12 Division I GAMES:																
248	A	SMU	72 59	43	A	Tulane	34 73									
163	H	Temple	75 67	272	H	Houston	74 52									
272	A	Houston	67 51	51	H	East Carolina	68 77									
255	H	UCF	70 61	156	H	Memphis	79 69									
248	H	SMU	74 58	4	A	UConn	60 98									
51	A	East Carolina	74 63	255	A	UCF	70 76									

Non-Div I Games:

Tulsa

■ Loss, 
 ■ Non-Conf, 
 ■ S Site, 
 ■ Home 
 ■ A Away 
 N Neutral



Average RPI Win:	252	WON-LOST	WINNING	LAST 10	STRENGTH OF	OPP. STRENGTH	TEAM	ADJ.	CONF.	ADJ CONF.
Average RPI Loss:	135	RECORD	PCT. RANK	GAMES	SCHEDULE	OF SCHEDULE	RPI	RPI	RPI	RPI
DIV. I ONLY	14- 10	121	7- 3	320	137	207	207	17	17	
DIV. I NON-CONF.	6- 5	145	0- 0	347	149	266	266	17	17	
TOTALS	RPI 1-25	RPI 26-50	W-L RECORDS	RPI 51-100	RPI 101-150	RPI 150+				
14- 10	0- 1	0- 0	OVERALL	1- 3	1- 1	12- 5				
9- 3	0- 0	0- 0	HOME	1- 2	0- 1	8- 0				
4- 7	0- 1	0- 0	AWAY	0- 1	1- 0	3- 5				
1- 0	0- 0	0- 0	NEUTRAL	0- 0	0- 0	1- 0				
6- 5	0- 1	0- 0	NON-CONFERENCE	0- 1	0- 0	6- 3				
4- 1	0- 0	0- 0	HOME	0- 1	0- 0	4- 0				
1- 4	0- 1	0- 0	AWAY	0- 0	0- 0	1- 3				
1- 0	0- 0	0- 0	NEUTRAL	0- 0	0- 0	1- 0				
8- 5	0- 0	0- 0	CONFERENCE	1- 2	1- 1	6- 2				
5- 2	0- 0	0- 0	HOME	1- 1	0- 1	4- 0				
3- 3	0- 0	0- 0	AWAY	0- 1	1- 0	2- 2				
0- 0	0- 0	0- 0	NEUTRAL	0- 0	0- 0	0- 0				

RPI 1-25				RPI 26-50				RPI 51-100				RPI 101+ Team's RPI: 207			
RPI	S	Opponent	Score	RPI	S	Opponent	Score	RPI	S	Opponent	Score	RPI	S	Opponent	Score
13	A	Florida St.	62 92					55	H	Middle Tenn.	68 76	113	A	Louisiana Tech	63 54
								90	H	Richmond	65 71	113	H	Louisiana Tech	55 61
								93	A	Southern Miss.	39 44	155	A	Old Dominion	46 58
								93	H	Southern Miss.	62 49	165	A	Arizona	44 49
												177	H	UTSA	73 57
												182	A	Samford	41 70
												208	A	Charlotte	60 52
												212	A	Fla. Atlantic	56 66
												234	H	Lipscomb	72 54
												249	H	UTEP	67 52
												256	H	Rice	75 59
												271	N	UC Irvine	69 65
												276	A	Loyola Marymount	61 66
												295	A	Loyola Chicago	61 51
												315	H	South Ala.	73 43
												323	H	North Texas	74 40
												330	A	FIU	68 45
												332	H	Alcorn	57 43
												337	H	Ark.-Pine Bluff	65 56
LAST 12 Division I GAMES:															
256	H	Rice	75 59	155	A	Old Dominion	46 58								
323	H	North Texas	74 40	208	A	Charlotte	60 52								
93	A	Southern Miss.	39 44	93	H	Southern Miss.	62 49								
113	A	Louisiana Tech	63 54	113	H	Louisiana Tech	55 61								
177	H	UTSA	73 57	330	A	FIU	68 45								
249	H	UTEP	67 52	212	A	Fla. Atlantic	56 66								

Non-Div I Games:

UAB

■ Loss, 
■ Non-Conf, 
■ S Site, 
■ H Home 
■ A Away 
N Neutral



Average RPI Win:	186	WON-LOST	WINNING	LAST 10	STRENGTH OF	OPP. STRENGTH	TEAM	ADJ.	CONF.	ADJ CONF.
Average RPI Loss:	57	RECORD	PCT. RANK	GAMES	SCHEDULE	OF SCHEDULE	RPI	RPI	RPI	RPI
DIV. I ONLY	21- 3	15	9- 1	195	86	39	39	14	14	
DIV. I NON-CONF.	7- 2	47	0- 0	75	25	31	31	14	14	
TOTALS	RPI 1-25	RPI 26-50	W-L RECORDS	RPI 51-100	RPI 101-150	RPI 150+				
21- 3	1- 0	0- 1	OVERALL	1- 2	6- 0	13- 0				
11- 1	1- 0	0- 1	HOME	0- 0	3- 0	7- 0				
10- 2	0- 0	0- 0	AWAY	1- 2	3- 0	6- 0				
0- 0	0- 0	0- 0	NEUTRAL	0- 0	0- 0	0- 0				
7- 2	1- 0	0- 1	NON-CONFERENCE	1- 1	1- 0	4- 0				
3- 1	1- 0	0- 1	HOME	0- 0	0- 0	2- 0				
4- 1	0- 0	0- 0	AWAY	1- 1	1- 0	2- 0				
0- 0	0- 0	0- 0	NEUTRAL	0- 0	0- 0	0- 0				
14- 1	0- 0	0- 0	CONFERENCE	0- 1	5- 0	9- 0				
8- 0	0- 0	0- 0	HOME	0- 0	3- 0	5- 0				
6- 1	0- 0	0- 0	AWAY	0- 1	2- 0	4- 0				
0- 0	0- 0	0- 0	NEUTRAL	0- 0	0- 0	0- 0				

RPI 1-25				RPI 26-50				Team's RPI: 39				RPI 51-100				RPI 101+			
RPI	S	Opponent	Score	RPI	S	Opponent	Score	RPI	S	Opponent	Score	RPI	S	Opponent	Score	RPI	S	Opponent	Score
19	H	Oklahoma	66 62	43	H	Tulane	58 74	57	A	Arkansas St.	69 70	132	A	Texas St.	65 45	132	H	Texas St.	70 43
								65	A	LSU	70 54					133	H	Troy	82 56
								71	A	South Dakota St.	42 67					139	A	Appalachian St.	63 49
																139	H	Appalachian St.	69 48
																146	A	Tulsa	66 59
																156	A	Memphis	66 59
																160	H	La.-Lafayette	67 41
																181	H	Oral Roberts	54 43
																191	H	Texas-Arlington	66 38
																194	H	Missouri St.	61 48
																210	A	La.-Monroe	79 41
																210	H	La.-Monroe	68 44
																230	A	Georgia St.	75 55
																256	A	Rice	55 40
																287	A	Ga. Southern	58 44
																287	H	Ga. Southern	60 43
																315	A	South Ala.	56 34
																315	H	South Ala.	71 37
LAST 12 Division I GAMES:																			
287	H	Ga. Southern	60 43	191	H	Texas-Arlington	66 38	133	H	Troy	82 56	315	A	South Ala.	56 34				
139	A	Appalachian St.	63 49	133	H	Troy	82 56	210	A	La.-Monroe	79 41	139	H	Appalachian St.	69 48				
132	H	Texas St.	70 43	132	H	Texas St.	70 43	132	A	Texas St.	65 45								
210	H	La.-Monroe	68 44	210	A	La.-Monroe	79 41												
287	A	Ga. Southern	58 44	139	H	Appalachian St.	69 48												
57	A	Arkansas St.	69 70	132	A	Texas St.	65 45												

Non-Div I Games:

UALR

■ Loss, 
 ■ Non-Conf, S Site, 
 ■ Home 
 ■ Away 
 N Neutral



Average RPI Win:	195	WON-LOST	WINNING	LAST 10	STRENGTH OF	OPP. STRENGTH	TEAM	ADJ.	CONF.	ADJ CONF.
Average RPI Loss:	101	RECORD	PCT. RANK	GAMES	SCHEDULE	OF SCHEDULE	RPI	RPI	RPI	RPI
DIV. I ONLY	11- 10	156	7- 3	66	121	109	109	15	15	
DIV. I NON-CONF.	4- 7	220	0- 1	35	84	147	147	15	15	
TOTALS	RPI 1-25	RPI 26-50	W-L RECORDS	RPI 51-100	RPI 101-150	RPI 150+				
11- 10	0- 3	0- 1	OVERALL	1- 1	4- 2	6- 3				
6- 4	0- 1	0- 1	HOME	1- 1	2- 0	3- 1				
4- 5	0- 2	0- 0	AWAY	0- 0	2- 2	2- 1				
1- 1	0- 0	0- 0	NEUTRAL	0- 0	0- 0	1- 1				
4- 7	0- 3	0- 1	NON-CONFERENCE	1- 0	1- 0	2- 3				
2- 3	0- 1	0- 1	HOME	1- 0	0- 0	1- 1				
1- 3	0- 2	0- 0	AWAY	0- 0	1- 0	0- 1				
1- 1	0- 0	0- 0	NEUTRAL	0- 0	0- 0	1- 1				
7- 3	0- 0	0- 0	CONFERENCE	0- 1	3- 2	4- 0				
4- 1	0- 0	0- 0	HOME	0- 1	2- 0	2- 0				
3- 2	0- 0	0- 0	AWAY	0- 0	1- 2	2- 0				
0- 0	0- 0	0- 0	NEUTRAL	0- 0	0- 0	0- 0				

RPI 1-25				RPI 26-50				RPI 51-100				RPI 101+ Team's RPI: 109			
RPI	S	Opponent	Score	RPI	S	Opponent	Score	RPI	S	Opponent	Score	RPI	S	Opponent	Score
4	H	UConn	43 102	47	H	St. Mary's (CA)	55 57	52	H	Pacific	60 53	101	A	Long Beach St.	60 63
11	A	Arizona St.	51 72					82	H	Hawaii	53 58	108	A	CSUN	60 49
25	A	Stanford	59 71									108	H	CSUN	73 67
												130	A	Cal Poly	64 72
												131	H	UC Riverside	70 61
												150	A	Sacramento St.	90 82
												174	H	San Francisco	70 73
												196	N	Santa Clara	76 79
												213	A	Cal St. Fullerton	74 67
												213	H	Cal St. Fullerton	64 59
												231	N	Southern Utah	76 53
												240	A	San Jose St.	75 89
												271	H	UC Irvine	79 69
												328	H	Utah Valley	59 49
												335	A	UC Santa Barbara	60 54
LAST 12 Division I GAMES:															
213	A	Cal St. Fullerton	74 67	213	H	Cal St. Fullerton	64 59	131	H	UC Riverside	70 61				
271	H	UC Irvine	79 69					101	A	Long Beach St.	60 63				
108	H	CSUN	73 67					108	A	CSUN	60 49				
335	A	UC Santa Barbara	60 54					25	A	Stanford	59 71				
130	A	Cal Poly	64 72					11	A	Arizona St.	51 72				
82	H	Hawaii	53 58												

Non-Div I Games: Menlo

77 56

UC Davis

■ Loss, 
 ■ Non-Conf, 
 ■ S Site, 
 ■ Home 
 ■ A Away 
 N Neutral



Average RPI Win:	268	WON-LOST	WINNING	LAST 10	STRENGTH OF	OPP. STRENGTH	TEAM	ADJ.	CONF.	ADJ CONF.
Average RPI Loss:	142	RECORD	PCT. RANK	GAMES	SCHEDULE	OF SCHEDULE	RPI	RPI	RPI	RPI
DIV. I ONLY	4- 20	319	2- 8	93	262	271	271	15	15	
DIV. I NON-CONF.	2- 12	316	0- 1	131	321	283	283	15	15	
TOTALS	RPI 1-25	RPI 26-50	W-L RECORDS	RPI 51-100	RPI 101-150	RPI 150+				
4- 20	0- 0	0- 0	OVERALL	0- 6	1- 8	3- 6				
1- 8	0- 0	0- 0	HOME	0- 2	1- 3	0- 3				
2- 9	0- 0	0- 0	AWAY	0- 3	0- 5	2- 1				
1- 3	0- 0	0- 0	NEUTRAL	0- 1	0- 0	1- 2				
2- 12	0- 0	0- 0	NON-CONFERENCE	0- 5	0- 2	2- 5				
0- 4	0- 0	0- 0	HOME	0- 1	0- 1	0- 2				
1- 5	0- 0	0- 0	AWAY	0- 3	0- 1	1- 1				
1- 3	0- 0	0- 0	NEUTRAL	0- 1	0- 0	1- 2				
2- 8	0- 0	0- 0	CONFERENCE	0- 1	1- 6	1- 1				
1- 4	0- 0	0- 0	HOME	0- 1	1- 2	0- 1				
1- 4	0- 0	0- 0	AWAY	0- 0	0- 4	1- 0				
0- 0	0- 0	0- 0	NEUTRAL	0- 0	0- 0	0- 0				

RPI 1-25			RPI 26-50			RPI 51-100			RPI 101+			Team's RPI: 271
RPI	S	Opponent	Score	RPI	S	Opponent	Score	RPI	S	Opponent	Score	
						66 H San Diego	64 87	101 A Long Beach St.		40 57		
						79 A TCU	56 78	101 H Long Beach St.		46 62		
						80 A South Dakota	52 96	108 H CSUN		63 72		
						82 H Hawaii	50 85	109 A UC Davis		69 79		
						91 N Wright St.	42 80	128 A Bakersfield		70 80		
						94 A Purdue	44 69	128 H Bakersfield		65 68		
								130 A Cal Poly		58 74		
								131 A UC Riverside		58 71		
								131 H UC Riverside		76 72		
								198 H Pepperdine		53 76		
								207 N UAB		65 69		
								213 H Cal St. Fullerton		51 62		
								240 H San Jose St.		65 91		
								266 A Northern Ariz.		35 66		
								280 N Bowling Green		54 62		
								296 A Grand Canyon		54 53		
								310 N Denver		63 55		
								335 A UC Santa Barbara		61 58		
LAST 12 Division I GAMES:												
131 H		UC Riverside	76 72	108 H		CSUN	63 72					
109 A		UC Davis	69 79	213 H		Cal St. Fullerton	51 62					
101 H		Long Beach St.	46 62	131 A		UC Riverside	58 71					
130 A		Cal Poly	58 74	101 A		Long Beach St.	40 57					
335 A		UC Santa Barbara	61 58	79 A		TCU	56 78					
82 H		Hawaii	50 85	310 N		Denver	63 55					

Non-Div I Games: Concordia Irvine 78 72

UC Irvine

■ Loss, 
 ■ Non-Conf, 
 ■ S Site, 
 ■ Home 
 ■ Away 
 N Neutral



RPI 1-25				RPI 26-50				RPI 51-100				RPI 101+ Team's RPI: 131			
RPI	S	Opponent	Score	RPI	S	Opponent	Score	RPI	S	Opponent	Score	RPI	S	Opponent	Score
21	H	Washington	71 74	48	A	Iowa St.	54 71	82	A	Hawaii	58 69	101	H	Long Beach St.	80 74
				50	A	Fresno St.	61 73	82	H	Hawaii	69 72	108	A	CSUN	68 56
								89	A	UCLA	43 57	109	A	UC Davis	61 70
												128	A	Bakersfield	65 66
												130	H	Cal Poly	82 78
												149	A	New Mexico	70 62
												154	N	Stephen F. Austin	90 62
												174	H	San Francisco	66 53
												196	H	Santa Clara	80 69
												213	A	Cal St. Fullerton	49 58
												213	H	Cal St. Fullerton	77 69
												218	H	San Diego St.	64 54
												229	N	Brown	79 65
												240	H	San Jose St.	100 80
												271	A	UC Irvine	72 76
												271	H	UC Irvine	71 58
												276	A	Loyola Marymount	81 55
												335	H	UC Santa Barbara	89 74
												342	H	UMKC	81 38
LAST 12 Division I GAMES:															
				48	A	Iowa St.	54 71	130	H	Cal Poly	82 78				
				271	A	UC Irvine	72 76	335	H	UC Santa Barbara	89 74				
				82	H	Hawaii	69 72	82	A	Hawaii	58 69				
				101	H	Long Beach St.	80 74	109	A	UC Davis	61 70				
				213	H	Cal St. Fullerton	77 69	271	H	UC Irvine	71 58				
				108	A	CSUN	68 56	213	A	Cal St. Fullerton	49 58				

UC Riverside

Page 302



Average RPI Win:	0	WON-LOST	WINNING	LAST 10	STRENGTH OF	OPP. STRENGTH	TEAM	ADJ.	CONF.	ADJ CONF.
Average RPI Loss:	156	RECORD	PCT. RANK	GAMES	SCHEDULE	OF SCHEDULE	RPI	RPI	RPI	RPI
DIV. I ONLY	0- 23	349	0- 10	174	141	335	335	15	15	
DIV. I NON-CONF.	0- 13	339	0- 2	274	135	345	345	15	15	
TOTALS	RPI 1-25	RPI 26-50	W-L RECORDS	RPI 51-100	RPI 101-150	RPI 150+				
0- 23	0- 1	0- 0	OVERALL	0- 4	0- 8	0- 10				
0- 11	0- 0	0- 0	HOME	0- 3	0- 4	0- 4				
0- 12	0- 1	0- 0	AWAY	0- 1	0- 4	0- 6				
0- 0	0- 0	0- 0	NEUTRAL	0- 0	0- 0	0- 0				
0- 13	0- 1	0- 0	NON-CONFERENCE	0- 3	0- 1	0- 8				
0- 6	0- 0	0- 0	HOME	0- 3	0- 0	0- 3				
0- 7	0- 1	0- 0	AWAY	0- 0	0- 1	0- 5				
0- 0	0- 0	0- 0	NEUTRAL	0- 0	0- 0	0- 0				
0- 10	0- 0	0- 0	CONFERENCE	0- 1	0- 7	0- 2				
0- 5	0- 0	0- 0	HOME	0- 0	0- 4	0- 1				
0- 5	0- 0	0- 0	AWAY	0- 1	0- 3	0- 1				
0- 0	0- 0	0- 0	NEUTRAL	0- 0	0- 0	0- 0				

RPI 1-25				RPI 26-50				RPI 51-100				RPI 101+				Team's RPI: 335	
RPI	S	Opponent	Score	RPI	S	Opponent	Score	RPI	S	Opponent	Score	RPI	S	Opponent	Score		
25	A	Stanford	34 90					65	H	LSU	45 78	101	A	Long Beach St.	38 68		
								68	H	Washington St.	55 81	101	H	Long Beach St.	44 81		
								82	A	Hawaii	43 60	108	A	CSUN	48 84		
								95	H	Army	39 61	108	H	CSUN	21 60		
												109	H	UC Davis	54 60		
												128	A	Bakersfield	64 74		
												130	H	Cal Poly	41 56		
												131	A	UC Riverside	74 89		
												165	A	Arizona	34 61		
												196	H	Santa Clara	33 47		
												198	H	Pepperdine	44 66		
												206	H	Idaho	44 47		
												213	A	Cal St. Fullerton	50 54		
												218	A	San Diego St.	58 64		
												266	A	Northern Ariz.	49 67		
												271	H	UC Irvine	58 61		
												277	A	Nevada	58 71		
												319	A	Seattle	46 66		
LAST 12 Division I GAMES:																	
108	H	CSUN	21 60	131	A	UC Riverside	74 89										
101	A	Long Beach St.	38 68	101	H	Long Beach St.	44 81										
82	A	Hawaii	43 60	108	A	CSUN	48 84										
109	H	UC Davis	54 60	130	H	Cal Poly	41 56										
271	H	UC Irvine	58 61	128	A	Bakersfield	64 74										
213	A	Cal St. Fullerton	50 54	319	A	Seattle	46 66										

Non-Div I Games:

UC Santa Barbara

■ Loss, 
■ Non-Conf, 
■ S Site, 
■ H Home 
■ A Away 
N Neutral



Average RPI Win:	236	WON-LOST	WINNING	LAST 10	STRENGTH OF	OPP. STRENGTH	TEAM	ADJ.	CONF.	ADJ CONF.
Average RPI Loss:	130	RECORD	PCT. RANK	GAMES	SCHEDULE	OF SCHEDULE	RPI	RPI	RPI	RPI
DIV. I ONLY	8- 17	270	2- 8	189	103	255	255	7	7	
DIV. I NON-CONF.	4- 7	220	0- 0	189	196	257	257	7	7	
TOTALS	RPI 1-25	RPI 26-50	W-L RECORDS	RPI 51-100	RPI 101-150	RPI 150+				
8- 17	0- 1	0- 4	OVERALL	0- 3	1- 1	7- 8				
6- 7	0- 1	0- 2	HOME	0- 1	1- 0	5- 3				
2- 10	0- 0	0- 2	AWAY	0- 2	0- 1	2- 5				
0- 0	0- 0	0- 0	NEUTRAL	0- 0	0- 0	0- 0				
4- 7	0- 0	0- 1	NON-CONFERENCE	0- 3	0- 0	4- 3				
4- 2	0- 0	0- 1	HOME	0- 1	0- 0	4- 0				
0- 5	0- 0	0- 0	AWAY	0- 2	0- 0	0- 3				
0- 0	0- 0	0- 0	NEUTRAL	0- 0	0- 0	0- 0				
4- 10	0- 1	0- 3	CONFERENCE	0- 0	1- 1	3- 5				
2- 5	0- 1	0- 1	HOME	0- 0	1- 0	1- 3				
2- 5	0- 0	0- 2	AWAY	0- 0	0- 1	2- 2				
0- 0	0- 0	0- 0	NEUTRAL	0- 0	0- 0	0- 0				

RPI	S	Opponent	Score	RPI	S	Opponent	Score	RPI	S	Opponent	Score	RPI	S	Opponent	Score	Team's RPI: 255
4	H	UConn	45 100	27	A	South Fla.	68 91	55	A	Middle Tenn.	57 79	146	A	Tulsa	61 70	
				43	A	Tulane	55 66	67	H	Akron	64 73	146	H	Tulsa	76 70	
				43	H	Tulane	70 71	87	A	St. John's (NY)	48 62	156	H	Memphis	66 70	
				46	H	Stetson	49 67					163	A	Temple	57 72	
												163	H	Temple	54 71	
												176	A	Iona	67 75	
												189	A	Massachusetts	62 67	
												212	H	Fla. Atlantic	94 74	
												235	H	Oakland	98 65	
												244	H	Jacksonville	71 59	
												248	A	SMU	61 57	
												248	H	SMU	60 70	
												263	H	North Florida	60 56	
												268	A	Cincinnati	54 70	
												268	H	Cincinnati	66 51	
												272	A	Houston	64 50	
												330	A	FIU	57 66	
LAST 12 Division I GAMES:																
268	H	Cincinnati	66 51	248	A	SMU	61 57									
43	A	Tulane	55 66	4	H	UConn	45 100									
248	H	SMU	60 70	163	A	Temple	57 72									
27	A	South Fla.	68 91	43	H	Tulane	70 71									
146	A	Tulsa	61 70	268	A	Cincinnati	54 70									
163	H	Temple	54 71	156	H	Memphis	66 70									

Non-Div I Games:

UCF

■ Loss, 
■ Non-Conf, 
■ S Site, 
■ H Home 
■ A Away 
N Neutral



U  
C  
L  
AU  
C  
L  
A

UCLA

Page 305



Average RPI Win:	119	WON-LOST	WINNING	LAST 10	STRENGTH OF	OPP. STRENGTH	TEAM	ADJ.	CONF.	ADJ CONF.
Average RPI Loss:	25	RECORD	PCT. RANK	GAMES	SCHEDULE	OF SCHEDULE	RPI	RPI	RPI	RPI
DIV. I ONLY	24- 1	2	10- 0	33	22	4	4	7	7	
DIV. I NON-CONF.	11- 1	11	1- 0	4	1	1	1	7	7	
TOTALS	RPI 1-25	RPI 26-50	W-L RECORDS	RPI 51-100	RPI 101-150	RPI 150+				
24- 1	4- 1	3- 0	OVERALL	6- 0	2- 0	9- 0				
11- 0	2- 0	2- 0	HOME	3- 0	1- 0	3- 0				
8- 1	1- 1	0- 0	AWAY	1- 0	1- 0	5- 0				
5- 0	1- 0	1- 0	NEUTRAL	2- 0	0- 0	1- 0				
11- 1	4- 1	1- 0	NON-CONFERENCE	4- 0	1- 0	1- 0				
4- 0	2- 0	0- 0	HOME	2- 0	0- 0	0- 0				
2- 1	1- 1	0- 0	AWAY	0- 0	1- 0	0- 0				
5- 0	1- 0	1- 0	NEUTRAL	2- 0	0- 0	1- 0				
13- 0	0- 0	2- 0	CONFERENCE	2- 0	1- 0	8- 0				
7- 0	0- 0	2- 0	HOME	1- 0	1- 0	3- 0				
6- 0	0- 0	0- 0	AWAY	1- 0	0- 0	5- 0				
0- 0	0- 0	0- 0	NEUTRAL	0- 0	0- 0	0- 0				

RPI	S	Opponent	Score	RPI	S	Opponent	Score	RPI	S	Opponent	Score	RPI	S	Opponent	Score
3	A	Notre Dame	76 58	27	H	South Fla.	92 50	51	A	East Carolina	89 38	109	A	UC Davis	102 43
6	H	South Carolina	87 62	43	H	Tulane	87 39	51	H	East Carolina	87 32	146	H	Tulsa	98 60
12	H	Duke	83 52	45	N	Vanderbilt	91 52	59	H	DePaul	98 64	156	A	Memphis	80 34
23	N	Green Bay	89 53					69	H	Creighton	96 60	163	A	Temple	83 49
25	A	Stanford	86 88					87	N	St. John's (NY)	70 54	163	H	Temple	92 58
								89	N	UCLA	86 50	248	A	SMU	87 28
												248	H	SMU	96 45
												255	A	UCF	100 45
												268	A	Cincinnati	96 31
												268	H	Cincinnati	96 36
												275	N	Col. of Charleston	85 24
LAST 12 Division I GAMES:															
43	H	Tulane	87 39	268	A	Cincinnati	96 31								
6	H	South Carolina	87 62	255	A	UCF	100 45								
156	A	Memphis	80 34	27	H	South Fla.	92 50								
268	H	Cincinnati	96 36	163	H	Temple	92 58								
163	A	Temple	83 49	248	A	SMU	87 28								
51	H	East Carolina	87 32	146	H	Tulsa	98 60								

Non-Div I Games:

UConn



Average RPI Win:	297	WON-LOST	WINNING	LAST 10	STRENGTH OF	OPP. STRENGTH	TEAM	ADJ.	CONF.	ADJ CONF.
Average RPI Loss:	176	RECORD	PCT. RANK	GAMES	SCHEDULE	OF SCHEDULE	RPI	RPI	RPI	RPI
DIV. I ONLY	8- 16	259	4- 6	285	288	279	279	23	23	
DIV. I NON-CONF.	4- 8	233	0- 0	306	318	293	293	24	24	
TOTALS	RPI 1-25	RPI 26-50	W-L RECORDS	RPI 51-100	RPI 101-150	RPI 150+				
8- 16	0- 0	0- 0	OVERALL	0- 4	0- 0	8- 12				
4- 7	0- 0	0- 0	HOME	0- 2	0- 0	4- 5				
4- 9	0- 0	0- 0	AWAY	0- 2	0- 0	4- 7				
0- 0	0- 0	0- 0	NEUTRAL	0- 0	0- 0	0- 0				
4- 8	0- 0	0- 0	NON-CONFERENCE	0- 2	0- 0	4- 6				
2- 3	0- 0	0- 0	HOME	0- 0	0- 0	2- 3				
2- 5	0- 0	0- 0	AWAY	0- 2	0- 0	2- 3				
0- 0	0- 0	0- 0	NEUTRAL	0- 0	0- 0	0- 0				
4- 8	0- 0	0- 0	CONFERENCE	0- 2	0- 0	4- 6				
2- 4	0- 0	0- 0	HOME	0- 2	0- 0	2- 2				
2- 4	0- 0	0- 0	AWAY	0- 0	0- 0	2- 4				
0- 0	0- 0	0- 0	NEUTRAL	0- 0	0- 0	0- 0				

RPI 1-25				RPI 26-50				RPI 51-100				RPI 101+				Team's RPI: 279	
RPI	S	Opponent	Score	RPI	S	Opponent	Score	RPI	S	Opponent	Score	RPI	S	Opponent	Score		
								70	A	Penn	63	69	152	A	Hartford	63	70
								75	A	American	51	77	162	A	Bucknell	41	85
								77	H	Maine	42	56	168	H	Robert Morris	60	84
								84	H	Albany (NY)	62	72	186	A	Stony Brook	41	74
													186	H	Stony Brook	50	66
													187	A	La Salle	62	65
													217	A	New Hampshire	45	67
													217	H	New Hampshire	69	55
													227	H	Towson	54	59
													228	A	UMass Lowell	62	75
													228	H	UMass Lowell	78	84
													264	H	Loyola Maryland	81	58
													274	A	Rider	55	67
													289	H	Morgan St.	46	54
													291	A	Columbia	76	66
													309	A	Vermont	68	61
													309	H	Vermont	71	64
													320	A	Binghamton	71	55
													327	A	UMES	87	78
													339	H	Coppin St.	78	65
LAST 12 Division I GAMES:																	
309	H	Vermont	71	64	84	H	Albany (NY)	62	72								
186	A	Stony Brook	41	74	152	A	Hartford	63	70								
217	H	New Hampshire	69	55	309	A	Vermont	68	61								
228	H	UMass Lowell	78	84	186	H	Stony Brook	50	66								
320	A	Binghamton	71	55	217	A	New Hampshire	45	67								
77	H	Maine	42	56	228	A	UMass Lowell	62	75								

Non-Div I Games: Eastern 93 68

UMBC

■ Loss, 
 ■ Non-Conf, 
 ■ S Site, 
 ■ H Home 
 ■ A Away 
 N Neutral



Average RPI Win:	278	WON-LOST	WINNING	LAST 10	STRENGTH OF	OPP. STRENGTH	TEAM	ADJ.	CONF.	ADJ CONF.
Average RPI Loss:	222	RECORD	PCT. RANK	GAMES	SCHEDULE	OF SCHEDULE	RPI	RPI	RPI	RPI
DIV. I ONLY	8- 13	242	4- 6	345	324	327	327	31	31	
DIV. I NON-CONF.	2- 7	290	1- 1	314	239	338	338	29	29	
TOTALS	RPI 1-25	RPI 26-50	W-L RECORDS	RPI 51-100	RPI 101-150	RPI 150+				
8- 13	0- 0	0- 0	OVERALL	0- 2	0- 2	8- 9				
7- 4	0- 0	0- 0	HOME	0- 1	0- 1	7- 2				
1- 9	0- 0	0- 0	AWAY	0- 1	0- 1	1- 7				
0- 0	0- 0	0- 0	NEUTRAL	0- 0	0- 0	0- 0				
2- 7	0- 0	0- 0	NON-CONFERENCE	0- 1	0- 2	2- 4				
2- 3	0- 0	0- 0	HOME	0- 1	0- 1	2- 1				
0- 4	0- 0	0- 0	AWAY	0- 0	0- 1	0- 3				
0- 0	0- 0	0- 0	NEUTRAL	0- 0	0- 0	0- 0				
6- 6	0- 0	0- 0	CONFERENCE	0- 1	0- 0	6- 5				
5- 1	0- 0	0- 0	HOME	0- 0	0- 0	5- 1				
1- 5	0- 0	0- 0	AWAY	0- 1	0- 0	1- 4				
0- 0	0- 0	0- 0	NEUTRAL	0- 0	0- 0	0- 0				

RPI	S	Opponent	Score	RPI	S	Opponent	Score	RPI	S	Opponent	Score	RPI	S	Opponent	Score	Team's RPI: 327
75	H	American	52	64	97	A	Hampton	43	71	123	H	VCU	50	72		
										127	A	Marshall	57	74		
										169	H	Savannah St.	61	50		
										199	A	Virginia Tech	41	63		
										201	A	USC Upstate	38	60		
										214	H	N.C. A&T	58	43		
										257	A	Bethune-Cookman	65	75		
										258	H	Monmouth	86	73		
										273	A	Norfolk St.	60	50		
										279	H	UMBC	78	87		
										282	H	South Carolina St.	59	64		
										286	A	Georgetown	75	88		
										289	A	Morgan St.	62	72		
										293	H	Mt. St. Mary's	58	43		
										331	H	N.C. Central	71	61		
										334	A	Florida A&M	54	64		
										339	H	Coppin St.	66	58		
										343	A	Howard	90	92		
										346	H	Delaware St.	96	59		
LAST 12 Division I GAMES:																
346	H	Delaware St.	96	59	257	A	Bethune-Cookman	65	75							
273	A	Norfolk St.	60	50	282	H	South Carolina St.	59	64							
97	A	Hampton	43	71	169	H	Savannah St.	61	50							
343	A	Howard	90	92	289	A	Morgan St.	62	72							
339	H	Coppin St.	66	58	258	H	Monmouth	86	73							
334	A	Florida A&M	54	64	279	H	UMBC	78	87							

Non-Div I Games: Cheyney 63 38

UMES

■ Loss, 
 ■ Non-Conf, 
 ■ S Site, 
 ■ Home 
 ■ A Away 
 N Neutral



UMKC										
Average RPI Win:	336	WON-LOST	WINNING	LAST 10	STRENGTH OF	OPP. STRENGTH	TEAM	ADJ.	CONF.	ADJ CONF.
Average RPI Loss:	223	RECORD	PCT. RANK	GAMES	SCHEDULE	OF SCHEDULE	RPI	RPI	RPI	RPI
DIV. I ONLY	5- 17	305	3- 7	342	340	342	342	30	30	
DIV. I NON-CONF.	2- 11	314	0- 3	337	343	348	348	30	30	
-----										
TOTALS	RPI 1-25	RPI 26-50	W-L RECORDS	RPI 51-100	RPI 101-150	RPI 150+				
5- 17	0- 0	0- 0	OVERALL	0- 1	0- 2	5- 14				
3- 7	0- 0	0- 0	HOME	0- 0	0- 0	3- 7				
2- 10	0- 0	0- 0	AWAY	0- 1	0- 2	2- 7				
0- 0	0- 0	0- 0	NEUTRAL	0- 0	0- 0	0- 0				
2- 11	0- 0	0- 0	NON-CONFERENCE	0- 1	0- 1	2- 9				
1- 5	0- 0	0- 0	HOME	0- 0	0- 0	1- 5				
1- 6	0- 0	0- 0	AWAY	0- 1	0- 1	1- 4				
0- 0	0- 0	0- 0	NEUTRAL	0- 0	0- 0	0- 0				
3- 6	0- 0	0- 0	CONFERENCE	0- 0	0- 1	3- 5				
2- 2	0- 0	0- 0	HOME	0- 0	0- 0	2- 2				
1- 4	0- 0	0- 0	AWAY	0- 0	0- 1	1- 3				
0- 0	0- 0	0- 0	NEUTRAL	0- 0	0- 0	0- 0				

RPI 1-25				RPI 26-50				RPI 51-100				RPI 101+				Team's RPI: 342	
RPI	S	Opponent	Score	RPI	S	Opponent	Score	RPI	S	Opponent	Score	RPI	S	Opponent	Score		
								62	A	Kansas St.	36	65	128	A	Bakersfield	67	70

Non-Div I Games: Rockhurst 60 65 William Jewell 51 59



Average RPI Win:	252	WON-LOST	WINNING	LAST 10	STRENGTH OF	OPP. STRENGTH	TEAM	ADJ.	CONF.	ADJ CONF.
Average RPI Loss:	135	RECORD	PCT. RANK	GAMES	SCHEDULE	OF SCHEDULE	RPI	RPI	RPI	RPI
DIV. I ONLY	10- 14	222	4- 6	175	212	228	228	23	23	
DIV. I NON-CONF.	5- 6	177	0- 0	142	160	185	185	24	24	
TOTALS	RPI 1-25	RPI 26-50	W-L RECORDS	RPI 51-100	RPI 101-150	RPI 150+				
10- 14	0- 2	0- 0	OVERALL	0- 4	2- 2	8- 6				
7- 6	0- 0	0- 0	HOME	0- 2	2- 2	5- 2				
3- 8	0- 1	0- 0	AWAY	0- 2	0- 0	3- 4				
0- 0	0- 0	0- 0	NEUTRAL	0- 0	0- 0	0- 0				
5- 6	0- 2	0- 0	NON-CONFERENCE	0- 0	2- 2	3- 2				
4- 2	0- 0	0- 0	HOME	0- 0	2- 2	2- 0				
1- 4	0- 2	0- 0	AWAY	0- 0	0- 0	1- 2				
0- 0	0- 0	0- 0	NEUTRAL	0- 0	0- 0	0- 0				
5- 8	0- 0	0- 0	CONFERENCE	0- 4	0- 0	5- 4				
3- 4	0- 0	0- 0	HOME	0- 2	0- 0	3- 2				
2- 4	0- 0	0- 0	AWAY	0- 2	0- 0	2- 2				
0- 0	0- 0	0- 0	NEUTRAL	0- 0	0- 0	0- 0				

RPI 1-25				RPI 26-50				RPI 51-100				RPI 101+				Team's RPI: 228
RPI	S	Opponent	Score	RPI	S	Opponent	Score	RPI	S	Opponent	Score	RPI	S	Opponent	Score	
3	A	Notre Dame	51 105					77	A	Maine	54 68	112	H	Rhode Island	66 75	
12	A	Duke	48 95					77	H	Maine	46 74	117	H	Yale	80 72	
								84	A	Albany (NY)	57 93	144	H	Central Conn. St.	58 81	
								84	H	Albany (NY)	50 78	148	H	Bryant	86 85	
												152	A	Hartford	65 62	
												152	H	Hartford	56 67	
												186	H	Stony Brook	60 64	
												188	A	Holy Cross	63 78	
												217	A	New Hampshire	51 58	
												236	A	Providence	54 66	
												279	A	UMBC	84 78	
												279	H	UMBC	75 62	
												291	A	Columbia	69 59	
												297	H	St. Francis Brooklyn	64 62	
												309	H	Vermont	72 63	
												320	A	Binghamton	64 65	
												320	H	Binghamton	66 49	
												329	H	Fairleigh Dickinson	78 67	
LAST 12 Division I GAMES:																
152	A	Hartford	65 62	186	H	Stony Brook	60 64									
77	H	Maine	46 74	217	A	New Hampshire	51 58									
84	A	Albany (NY)	57 93	152	H	Hartford	56 67									
279	A	UMBC	84 78	77	A	Maine	54 68									
320	H	Binghamton	66 49	84	H	Albany (NY)	50 78									
309	H	Vermont	72 63	279	H	UMBC	75 62									

Non-Div I Games: Mount Ida 93 41

UMass Lowell

Loss, Non-Conf, S Site, H Home A Away N Neutral



## UNC Asheville

Through Games Of Feb. 15, 2015

Average RPI Win:	313	WON-LOST	WINNING	LAST 10	STRENGTH OF	OPP. STRENGTH	TEAM	ADJ.	CONF.	ADJ CONF.
Average RPI Loss:	204	RECORD	PCT. RANK	GAMES	SCHEDULE	OF SCHEDULE	RPI	RPI	RPI	RPI
DIV. I ONLY	6- 18	299	4- 6	302	342	326	326	29	29	
DIV. I NON-CONF.	0- 8	339	0- 0	262	319	346	346	32	32	
TOTALS	RPI 1-25	RPI 26-50	W-L RECORDS	RPI 51-100	RPI 101-150	RPI 150+				
6- 18	0- 0	0- 1	OVERALL	0- 2	0- 2	6- 13				
4- 8	0- 0	0- 0	HOME	0- 1	0- 1	4- 6				
2- 10	0- 0	0- 1	AWAY	0- 1	0- 1	2- 7				
0- 0	0- 0	0- 0	NEUTRAL	0- 0	0- 0	0- 0				
0- 8	0- 0	0- 1	NON-CONFERENCE	0- 0	0- 2	0- 5				
0- 3	0- 0	0- 0	HOME	0- 0	0- 1	0- 2				
0- 5	0- 0	0- 1	AWAY	0- 0	0- 1	0- 3				
0- 0	0- 0	0- 0	NEUTRAL	0- 0	0- 0	0- 0				
6- 10	0- 0	0- 0	CONFERENCE	0- 2	0- 0	6- 8				
4- 5	0- 0	0- 0	HOME	0- 1	0- 0	4- 4				
2- 5	0- 0	0- 0	AWAY	0- 1	0- 0	2- 4				
0- 0	0- 0	0- 0	NEUTRAL	0- 0	0- 0	0- 0				

RPI 1-25			RPI 26-50			RPI 51-100			RPI 101+			Team's RPI: 326
RPI	S	Opponent	Score	RPI	S	Opponent	Score	RPI	S	Opponent	Score	
27	A	South Fla.	53 97	83	A	Liberty	58 62	114	H	East Tenn. St.	68 81	
				83	H	Liberty	55 67	141	A	Furman	71 81	
								190	H	High Point	50 67	
								195	H	Radford	65 67	
								201	A	USC Upstate	60 67	
								214	A	N.C. A&T	46 63	
								221	A	Winthrop	55 75	
								221	H	Winthrop	54 57	
								226	A	Campbell	55 60	
								226	H	Campbell	51 56	
								238	A	Presbyterian	57 69	
								238	H	Presbyterian	59 46	
								281	A	Gardner-Webb	64 55	
								307	H	Wofford	52 70	
								311	H	Western Caro.	66 79	
								317	H	Coastal Caro.	68 61	
								331	A	N.C. Central	52 55	
								347	A	Longwood	60 44	
								347	H	Longwood	88 77	
								348	A	Charleston So.	57 70	
								348	H	Charleston So.	56 47	
LAST 12 Division I GAMES:												
226	H	Campbell	51 56	317	H	Coastal Caro.	68 61					
221	H	Winthrop	54 57	195	H	Radford	65 67					
347	H	Longwood	88 77	281	A	Gardner-Webb	64 55					
348	A	Charleston So.	57 70	190	H	High Point	50 67					
238	H	Presbyterian	59 46	226	A	Campbell	55 60					
83	A	Liberty	58 62	221	A	Winthrop	55 75					

Non-Div I Games: Barton 71 48

UNC Asheville

■ Loss, 
 ■ Non-Conf, 
 ■ S Site, 
 ■ H Home 
 ■ A Away 
 N Neutral



UNC Greensboro

Through Games Of Feb. 15, 2015

Average RPI Win:	296	WON-LOST	WINNING	LAST 10	STRENGTH OF	OPP. STRENGTH	TEAM	ADJ.	CONF.	ADJ CONF.
Average RPI Loss:	166	RECORD	PCT. RANK	GAMES	SCHEDULE	OF SCHEDULE	RPI	RPI	RPI	RPI
DIV. I ONLY	4- 20	319	0- 10	197	258	304	304	20	20	
DIV. I NON-CONF.	4- 10	259	0- 2	288	297	285	285	20	20	
TOTALS	RPI 1-25	RPI 26-50	W-L RECORDS	RPI 51-100	RPI 101-150	RPI 150+				
4- 20	0- 2	0- 0	OVERALL	0- 2	0- 4	4- 12				
2- 5	0- 1	0- 0	HOME	0- 0	0- 1	2- 3				
2- 12	0- 1	0- 0	AWAY	0- 1	0- 3	2- 7				
0- 3	0- 0	0- 0	NEUTRAL	0- 1	0- 0	0- 2				
4- 10	0- 0	0- 0	NON-CONFERENCE	0- 2	0- 2	4- 6				
2- 1	0- 0	0- 0	HOME	0- 0	0- 0	2- 1				
2- 6	0- 0	0- 0	AWAY	0- 1	0- 2	2- 3				
0- 3	0- 0	0- 0	NEUTRAL	0- 1	0- 0	0- 2				
0- 10	0- 2	0- 0	CONFERENCE	0- 0	0- 2	0- 6				
0- 4	0- 1	0- 0	HOME	0- 0	0- 1	0- 2				
0- 6	0- 1	0- 0	AWAY	0- 0	0- 1	0- 4				
0- 0	0- 0	0- 0	NEUTRAL	0- 0	0- 0	0- 0				

RPI 1-25				RPI 26-50				RPI 51-100				RPI 101+ Team's RPI: 304			
RPI	S	Opponent	Score	RPI	S	Opponent	Score	RPI	S	Opponent	Score	RPI	S	Opponent	Score
24	A	Chattanooga	52 76					65	N	LSU	61 82	114	A	East Tenn. St.	65 87
24	H	Chattanooga	46 81					82	A	Hawaii	54 74	123	A	VCU	73 80
												140	A	St. Bonaventure	60 78
												141	H	Furman	70 78
												157	N	Northern Ky.	58 66
												167	A	Clemson	51 80
												180	A	Mercer	62 80
												180	H	Mercer	73 74
												182	A	Samford	66 88
												182	H	Samford	56 62
												190	A	High Point	67 78
												201	H	USC Upstate	60 69
												220	A	Navy	64 71
												275	A	Col. of Charleston	70 68
												281	H	Gardner-Webb	76 60
												282	H	South Carolina St.	70 50
												307	A	Wofford	64 77
												311	A	Western Caro.	49 70
												334	N	Florida A&M	64 70
												347	A	Longwood	70 64
LAST 12 Division I GAMES:															
24	A	Chattanooga	52 76	24	H	Chattanooga	46 81								
182	A	Samford	66 88	114	A	East Tenn. St.	65 87								
180	A	Mercer	62 80	180	H	Mercer	73 74								
141	H	Furman	70 78	182	H	Samford	56 62								
307	A	Wofford	64 77	82	A	Hawaii	54 74								
311	A	Western Caro.	49 70	334	N	Florida A&M	64 70								

Non-Div I Games: Livingstone 81 77

UNC Greensboro

Loss, Non-Conf, S Site, H Home A Away N Neutral



Average RPI Win:	210	WON-LOST	WINNING	LAST 10	STRENGTH OF	OPP. STRENGTH	TEAM	ADJ.	CONF.	ADJ CONF.
Average RPI Loss:	150	RECORD	PCT. RANK	GAMES	SCHEDULE	OF SCHEDULE	RPI	RPI	RPI	RPI
DIV. I ONLY	9- 14	236	4- 6	220	148	253	253	13	13	
DIV. I NON-CONF.	3- 7	250	0- 0	228	271	311	311	11	11	
TOTALS	RPI 1-25	RPI 26-50	W-L RECORDS	RPI 51-100	RPI 101-150	RPI 150+				
9- 14	0- 1	0- 1	OVERALL	0- 3	3- 3	6- 6				
8- 5	0- 0	0- 0	HOME	0- 2	2- 1	6- 2				
1- 9	0- 1	0- 1	AWAY	0- 1	1- 2	0- 4				
0- 0	0- 0	0- 0	NEUTRAL	0- 0	0- 0	0- 0				
3- 7	0- 0	0- 1	NON-CONFERENCE	0- 1	1- 2	2- 3				
3- 4	0- 0	0- 0	HOME	0- 1	1- 1	2- 2				
0- 3	0- 0	0- 1	AWAY	0- 0	0- 1	0- 1				
0- 0	0- 0	0- 0	NEUTRAL	0- 0	0- 0	0- 0				
6- 7	0- 1	0- 0	CONFERENCE	0- 2	2- 1	4- 3				
5- 1	0- 0	0- 0	HOME	0- 1	1- 0	4- 0				
1- 6	0- 1	0- 0	AWAY	0- 1	1- 1	0- 3				
0- 0	0- 0	0- 0	NEUTRAL	0- 0	0- 0	0- 0				

RPI 1-25				RPI 26-50				RPI 51-100				RPI 101+ Team's RPI: 253			
RPI	S	Opponent	Score	RPI	S	Opponent	Score	RPI	S	Opponent	Score	RPI	S	Opponent	Score
20	A	James Madison	57 74	46	A	Stetson	55 72	78	A	Drexel	53 58	106	A	Hofstra	57 71
								78	H	Drexel	44 61	114	H	East Tenn. St.	61 48
								90	H	Richmond	67 77	122	A	Elon	86 82
												122	H	Elon	76 68
												123	H	VCU	53 59
												139	A	Appalachian St.	72 82
												166	A	William & Mary	62 67
												166	H	William & Mary	63 62
												172	A	Delaware	60 69
												212	A	Fla. Atlantic	80 84
												226	H	Campbell	89 80
												227	H	Towson	71 63
												263	H	North Florida	41 55
												275	H	Col. of Charleston	69 57
												290	A	Northeastern	64 73
												290	H	Northeastern	84 78
												311	H	Western Caro.	53 64
												348	H	Charleston So.	80 70
LAST 12 Division I GAMES:															
290	H	Northeastern	84 78	122	H	Elon	76 68								
122	A	Elon	86 82	106	A	Hofstra	57 71								
172	A	Delaware	60 69	290	A	Northeastern	64 73								
78	H	Drexel	44 61	78	A	Drexel	53 58								
166	A	William & Mary	62 67	275	H	Col. of Charleston	69 57								
227	H	Towson	71 63	20	A	James Madison	57 74								

Non-Div I Games: UNC Pembroke 75 38

UNCW

■ Loss, 
 ■ Non-Conf, S Site, 
 ■ Home 
 ■ Away 
 N Neutral



Average RPI Win:	232	WON-LOST	WINNING	LAST 10	STRENGTH OF	OPP. STRENGTH	TEAM	ADJ.	CONF.	ADJ CONF.
Average RPI Loss:	68	RECORD	PCT. RANK	GAMES	SCHEDULE	OF SCHEDULE	RPI	RPI	RPI	RPI
DIV. I ONLY	12- 11	164	6- 4	89	151	111	111	18	18	
DIV. I NON-CONF.	4- 7	220	0- 0	11	145	126	126	16	16	
TOTALS	RPI 1-25	RPI 26-50	W-L RECORDS	RPI 51-100	RPI 101-150	RPI 150+				
12- 11	0- 1	0- 1	OVERALL	0- 7	2- 2	10- 0				
6- 4	0- 0	0- 0	HOME	0- 4	1- 0	5- 0				
6- 6	0- 1	0- 0	AWAY	0- 3	1- 2	5- 0				
0- 1	0- 0	0- 1	NEUTRAL	0- 0	0- 0	0- 0				
4- 7	0- 1	0- 1	NON-CONFERENCE	0- 4	1- 1	3- 0				
3- 2	0- 0	0- 0	HOME	0- 2	0- 0	3- 0				
1- 4	0- 1	0- 0	AWAY	0- 2	1- 1	0- 0				
0- 1	0- 0	0- 1	NEUTRAL	0- 0	0- 0	0- 0				
8- 4	0- 0	0- 0	CONFERENCE	0- 3	1- 1	7- 0				
3- 2	0- 0	0- 0	HOME	0- 2	1- 0	2- 0				
5- 2	0- 0	0- 0	AWAY	0- 1	0- 1	5- 0				
0- 0	0- 0	0- 0	NEUTRAL	0- 0	0- 0	0- 0				

RPI	S	Opponent	Score	RPI	S	Opponent	Score	RPI	S	Opponent	Score	RPI	S	Opponent	Score	Team's RPI: 111
7	A	Iowa	45 73	43	N	Tulane	48 71	56	H	Wichita St.	52 70	104	A	Southern Ill.	75 79	
								67	A	Akron	73 82	104	H	Southern Ill.	79 70	
								69	H	Creighton	56 58	106	A	Hofstra	58 61	
								71	H	South Dakota St.	60 74	146	A	Tulsa	69 66	
								72	A	Drake	67 87	158	A	Indiana St.	57 55	
								72	H	Drake	72 76	171	H	Dartmouth	62 46	
								80	A	South Dakota	77 85	194	H	Missouri St.	64 56	
												247	A	Evansville	58 44	
												251	H	Northern Ill.	51 42	
												265	H	North Dakota St.	56 41	
												295	A	Loyola Chicago	75 58	
												314	A	Bradley	70 51	
												318	A	Illinois St.	59 52	
												318	H	Illinois St.	71 43	
LAST 12 Division I GAMES:																
72	A	Drake	67 87	247	A	Evansville	58 44									
104	A	Southern Ill.	75 79	72	H	Drake	72 76									
318	A	Illinois St.	59 52	318	H	Illinois St.	71 43									
194	H	Missouri St.	64 56	104	H	Southern Ill.	79 70									
56	H	Wichita St.	52 70	295	A	Loyola Chicago	75 58									
158	A	Indiana St.	57 55	314	A	Bradley	70 51									

Non-Div I Games:

UNI

■ Loss, 
 ■ Non-Conf, 
 ■ S Site, 
 ■ H Home 
 ■ A Away 
 N Neutral



Average RPI Win:	257	WON-LOST	WINNING	LAST 10	STRENGTH OF	OPP. STRENGTH	TEAM	ADJ.	CONF.	ADJ CONF.
Average RPI Loss:	143	RECORD	PCT. RANK	GAMES	SCHEDULE	OF SCHEDULE	RPI	RPI	RPI	RPI
DIV. I ONLY	10- 13	217	6- 4	261	223	246	246	22	22	
DIV. I NON-CONF.	3- 8	263	0- 0	159	236	276	276	19	19	
TOTALS	RPI 1-25	RPI 26-50	W-L RECORDS	RPI 51-100	RPI 101-150	RPI 150+				
10- 13	0- 0	1- 1	OVERALL	0- 4	0- 4	9- 4				
7- 4	0- 0	0- 1	HOME	0- 2	0- 1	7- 0				
3- 8	0- 0	1- 0	AWAY	0- 2	0- 2	2- 4				
0- 1	0- 0	0- 0	NEUTRAL	0- 0	0- 1	0- 0				
3- 8	0- 0	0- 1	NON-CONFERENCE	0- 3	0- 2	3- 2				
3- 2	0- 0	0- 1	HOME	0- 1	0- 0	3- 0				
0- 5	0- 0	0- 0	AWAY	0- 2	0- 1	0- 2				
0- 1	0- 0	0- 0	NEUTRAL	0- 0	0- 1	0- 0				
7- 5	0- 0	1- 0	CONFERENCE	0- 1	0- 2	6- 2				
4- 2	0- 0	0- 0	HOME	0- 1	0- 1	4- 0				
3- 3	0- 0	1- 0	AWAY	0- 0	0- 1	2- 2				
0- 0	0- 0	0- 0	NEUTRAL	0- 0	0- 0	0- 0				

RPI S	Opponent	Score	RPI S	Opponent	Score	RPI S	Opponent	Score	RPI S	Opponent	Score	Team's RPI: 246
37	H Northwestern	84 88	50	A Fresno St.	73 70	64	A BYU	61 76	116	N Missouri	60 79	
						71	H South Dakota St.	59 65	124	H Boise St.	67 78	
						76	H Colorado St.	43 55	128	A Bakersfield	71 74	
						82	A Hawaii	70 79	149	A New Mexico	60 63	
									209	H Wyoming	58 55	
									218	H San Diego St.	64 47	
									231	A Southern Utah	84 93	
									240	A San Jose St.	72 68	
									242	A Utah	49 62	
									267	A Utah St.	72 85	
									270	H A&M-Corpus Christi	77 65	
									276	H Loyola Marymount	91 76	
									277	A Nevada	62 71	
									277	H Nevada	75 52	
									344	A Air Force	91 79	
									344	H Air Force	82 61	
									346	H Delaware St.	91 78	
LAST 12 Division I GAMES:												
344	H Air Force	82 61	149	A New Mexico	60 63							
50	A Fresno St.	73 70	218	H San Diego St.	64 47							
76	H Colorado St.	43 55	124	H Boise St.	67 78							
344	A Air Force	91 79	240	A San Jose St.	72 68							
277	H Nevada	75 52	277	A Nevada	62 71							
267	A Utah St.	72 85	209	H Wyoming	58 55							

Non-Div I Games:

UNLV

■ Loss, 
 ■ Non-Conf, 
 ■ S Site, 
 ■ H Home 
 ■ A Away 
 N Neutral



Average RPI Win:	272	WON-LOST	WINNING	LAST 10	STRENGTH OF	OPP. STRENGTH	TEAM	ADJ.	CONF.	ADJ CONF.
Average RPI Loss:	143	RECORD	PCT. RANK	GAMES	SCHEDULE	OF SCHEDULE	RPI	RPI	RPI	RPI
DIV. I ONLY	11- 12	196	5- 5	263	218	201	201	11	11	
DIV. I NON-CONF.	6- 7	174	1- 1	320	263	245	245	12	12	
TOTALS	RPI 1-25	RPI 26-50	W-L RECORDS	RPI 51-100	RPI 101-150	RPI 150+				
11- 12	0- 2	0- 2	OVERALL	0- 0	0- 3	11- 5				
8- 1	0- 0	0- 0	HOME	0- 0	0- 1	8- 0				
3- 11	0- 2	0- 2	AWAY	0- 0	0- 2	3- 5				
0- 0	0- 0	0- 0	NEUTRAL	0- 0	0- 0	0- 0				
6- 7	0- 1	0- 1	NON-CONFERENCE	0- 0	0- 1	6- 4				
5- 0	0- 0	0- 0	HOME	0- 0	0- 0	5- 0				
1- 7	0- 1	0- 1	AWAY	0- 0	0- 1	1- 4				
0- 0	0- 0	0- 0	NEUTRAL	0- 0	0- 0	0- 0				
5- 5	0- 1	0- 1	CONFERENCE	0- 0	0- 2	5- 1				
3- 1	0- 0	0- 0	HOME	0- 0	0- 1	3- 0				
2- 4	0- 1	0- 1	AWAY	0- 0	0- 1	2- 1				
0- 0	0- 0	0- 0	NEUTRAL	0- 0	0- 0	0- 0				

RPI 1-25				RPI 26-50				RPI 51-100				RPI 101+ Team's RPI: 201			
RPI	S	Opponent	Score	RPI	S	Opponent	Score	RPI	S	Opponent	Score	RPI	S	Opponent	Score
7	A	Iowa	56 107	46	A	Stetson	44 67					134	A	Kennesaw St.	55 67
16	A	FGCU	61 79	48	A	Iowa St.	76 98					134	H	Kennesaw St.	63 72
												141	A	Furman	59 74
												157	A	Northern Ky.	74 77
												161	A	Alabama	65 74
												219	H	Morehead St.	75 69
												234	H	Lipscomb	71 68
												244	A	Jacksonville	60 58
												244	H	Jacksonville	66 64
												263	A	North Florida	59 50
												263	H	North Florida	61 49
												273	H	Norfolk St.	70 58
												275	A	Col. of Charleston	60 61
												282	A	South Carolina St.	50 60
												298	H	IPFW	85 73
												304	A	UNC Greensboro	69 60
												311	A	Western Caro.	59 63
												326	H	UNC Asheville	67 60
												327	H	UMES	60 38
LAST 12 Division I GAMES:															
244	A	Jacksonville	60 58	16	A	FGCU	61 79								
263	A	North Florida	59 50	157	A	Northern Ky.	74 77								
134	A	Kennesaw St.	55 67	234	H	Lipscomb	71 68								
263	H	North Florida	61 49	134	H	Kennesaw St.	63 72								
244	H	Jacksonville	66 64	141	A	Furman	59 74								
46	A	Stetson	44 67	273	H	Norfolk St.	70 58								

Non-Div I Games: Converse 78 50 Brevard 72 44

USC Upstate

Loss, Non-Conf, S Site, H Home A Away N Neutral



Average RPI Win:	262	WON-LOST	WINNING	LAST 10	STRENGTH OF	OPP. STRENGTH	TEAM	ADJ.	CONF.	ADJ CONF.
Average RPI Loss:	108	RECORD	PCT. RANK	GAMES	SCHEDULE	OF SCHEDULE	RPI	RPI	RPI	RPI
DIV. I ONLY	17- 9	84	10- 0	286	184	147	147	26	26	
DIV. I NON-CONF.	4- 9	243	0- 0	224	35	240	240	26	26	
TOTALS	RPI 1-25	RPI 26-50	W-L RECORDS	RPI 51-100	RPI 101-150	RPI 150+				
17- 9	0- 3	0- 0	OVERALL	0- 0	0- 2	17- 4				
9- 2	0- 1	0- 0	HOME	0- 0	0- 1	9- 0				
8- 5	0- 1	0- 0	AWAY	0- 0	0- 1	8- 3				
0- 2	0- 1	0- 0	NEUTRAL	0- 0	0- 0	0- 1				
4- 9	0- 3	0- 0	NON-CONFERENCE	0- 0	0- 2	4- 4				
2- 2	0- 1	0- 0	HOME	0- 0	0- 1	2- 0				
2- 5	0- 1	0- 0	AWAY	0- 0	0- 1	2- 3				
0- 2	0- 1	0- 0	NEUTRAL	0- 0	0- 0	0- 1				
13- 0	0- 0	0- 0	CONFERENCE	0- 0	0- 0	13- 0				
7- 0	0- 0	0- 0	HOME	0- 0	0- 0	7- 0				
6- 0	0- 0	0- 0	AWAY	0- 0	0- 0	6- 0				
0- 0	0- 0	0- 0	NEUTRAL	0- 0	0- 0	0- 0				

RPI	S	Opponent	Score	RPI	S	Opponent	Score	RPI	S	Opponent	Score	RPI	S	Opponent	Score	Team's RPI: 147
8	A	Louisville	43 77					104	H	Southern Ill.	78 87					
15	N	Dayton	47 78					116	A	Missouri	65 74					
24	H	Chattanooga	54 65					161	A	Alabama	55 68					
								164	A	Belmont	85 68					
								165	A	Arizona	56 61					
								173	H	SIUE	69 68					
								182	A	Samford	75 79					
								192	H	Jacksonville St.	67 47					
								198	N	Pepperdine	58 59					
								219	H	Morehead St.	99 70					
								222	A	Tennessee St.	64 58					
								247	H	Evansville	84 74					
								250	A	Austin Peay	71 61					
								250	H	Austin Peay	91 63					
								268	H	Cincinnati	62 61					
								269	H	Eastern Ky.	76 63					
								300	A	Miami (OH)	90 57					
								305	A	Southeast Mo. St.	78 60					
								305	H	Southeast Mo. St.	96 55					
								312	H	Eastern Ill.	81 51					
								318	A	Illinois St.	79 46					
								322	A	Murray St.	95 85					
								333	A	Tennessee Tech	79 59					
LAST 12 Division I GAMES:																
250	H	Austin Peay	91 63	305	H	Southeast Mo. St.	96 55									
305	A	Southeast Mo. St.	78 60	312	H	Eastern Ill.	81 51									
173	H	SIUE	69 68	192	H	Jacksonville St.	67 47									
250	A	Austin Peay	71 61	333	A	Tennessee Tech	79 59									
322	A	Murray St.	95 85	219	H	Morehead St.	99 70									
222	A	Tennessee St.	64 58	269	H	Eastern Ky.	76 63									

Non-Div I Games:

UT Martin

■ Loss, 
 ■ Non-Conf, 
 ■ S Site, 
 ■ Home 
 ■ Away 
 N Neutral



Average RPI Win:	244	WON-LOST	WINNING	LAST 10	STRENGTH OF	OPP. STRENGTH	TEAM	ADJ.	CONF.	ADJ CONF.
Average RPI Loss:	152	RECORD	PCT. RANK	GAMES	SCHEDULE	OF SCHEDULE	RPI	RPI	RPI	RPI
DIV. I ONLY	9- 12	221	3- 7	223	215	249	249	17	17	
DIV. I NON-CONF.	4- 4	158	0- 0	285	285	263	263	17	17	
TOTALS	RPI 1-25	RPI 26-50	W-L RECORDS	RPI 51-100	RPI 101-150	RPI 150+				
9- 12	0- 0	0- 1	OVERALL	1- 2	0- 3	8- 6				
7- 5	0- 0	0- 1	HOME	0- 0	0- 1	7- 3				
2- 6	0- 0	0- 0	AWAY	1- 1	0- 2	1- 3				
0- 1	0- 0	0- 0	NEUTRAL	0- 1	0- 0	0- 0				
4- 4	0- 0	0- 0	NON-CONFERENCE	0- 1	0- 1	4- 2				
4- 1	0- 0	0- 0	HOME	0- 0	0- 0	4- 1				
0- 2	0- 0	0- 0	AWAY	0- 0	0- 1	0- 1				
0- 1	0- 0	0- 0	NEUTRAL	0- 1	0- 0	0- 0				
5- 8	0- 0	0- 1	CONFERENCE	1- 1	0- 2	4- 4				
3- 4	0- 0	0- 1	HOME	0- 0	0- 1	3- 2				
2- 4	0- 0	0- 0	AWAY	1- 1	0- 1	1- 2				
0- 0	0- 0	0- 0	NEUTRAL	0- 0	0- 0	0- 0				

RPI S	Opponent	Score	RPI S	Opponent	Score	RPI S	Opponent	Score	RPI S	Opponent	Score	Team's RPI: 249
			34	H Western Ky.	74 80	55	A Middle Tenn.	53 74	113	A Louisiana Tech	72 90	
						62	N Kansas St.	43 72	127	H Marshall	71 76	
						93	A Southern Miss.	71 59	149	A New Mexico	57 72	
									151	H New Mexico St.	78 73	
									155	A Old Dominion	50 79	
									177	H UTSA	53 55	
									207	A UAB	52 67	
									208	A Charlotte	75 72	
									212	H Fla. Atlantic	63 68	
									237	H Prairie View	86 48	
									248	A SMU	59 63	
									256	H Rice	54 51	
									266	H Northern Ariz.	82 58	
									285	H Houston Baptist	77 87	
									323	H North Texas	60 58	
									330	H FIU	72 56	
									332	H Alcorn	63 53	
LAST 12 Division I GAMES:												
			155	A Old Dominion	50 79	127	H Marshall	71 76				
			208	A Charlotte	75 72	34	H Western Ky.	74 80				
			330	H FIU	72 56	177	H UTSA	53 55				
			212	H Fla. Atlantic	63 68	93	A Southern Miss.	71 59				
			55	A Middle Tenn.	53 74	113	A Louisiana Tech	72 90				
			207	A UAB	52 67	256	H Rice	54 51				

Non-Div I Games: Eastern N.M. 84 49

UTEP

■ Loss, 
 ■ Non-Conf, 
 ■ S Site, 
 ■ H Home 
 ■ A Away 
 N Neutral



Average RPI Win:	215	WON-LOST	WINNING	LAST 10	STRENGTH OF	OPP. STRENGTH	TEAM	ADJ.	CONF.	ADJ CONF.
Average RPI Loss:	142	RECORD	PCT. RANK	GAMES	SCHEDULE	OF SCHEDULE	RPI	RPI	RPI	RPI
DIV. I ONLY	12- 13	186	6- 4	139	225	177	177	17	17	
DIV. I NON-CONF.	5- 7	204	0- 0	124	284	200	200	17	17	
TOTALS	RPI 1-25	RPI 26-50	W-L RECORDS	RPI 51-100	RPI 101-150	RPI 150+				
12- 13	0- 0	1- 1	OVERALL	0- 5	1- 2	10- 5				
8- 4	0- 0	1- 0	HOME	0- 2	1- 1	6- 1				
4- 7	0- 0	0- 1	AWAY	0- 3	0- 1	4- 2				
0- 2	0- 0	0- 0	NEUTRAL	0- 0	0- 0	0- 2				
5- 7	0- 0	0- 1	NON-CONFERENCE	0- 3	0- 1	5- 2				
3- 3	0- 0	0- 0	HOME	0- 2	0- 1	3- 0				
2- 2	0- 0	0- 1	AWAY	0- 1	0- 0	2- 0				
0- 2	0- 0	0- 0	NEUTRAL	0- 0	0- 0	0- 2				
7- 6	0- 0	1- 0	CONFERENCE	0- 2	1- 1	5- 3				
5- 1	0- 0	1- 0	HOME	0- 0	1- 0	3- 1				
2- 5	0- 0	0- 0	AWAY	0- 2	0- 1	2- 2				
0- 0	0- 0	0- 0	NEUTRAL	0- 0	0- 0	0- 0				

RPI S	Opponent	Score	RPI S	Opponent	Score	RPI S	Opponent	Score	RPI S	Opponent	Score	Team's RPI: 177
28	A Texas	48 68	55	A Middle Tenn.	53 73	113	A Louisiana Tech	74 79				
34	H Western Ky.	64 63	72	H Drake	61 69	127	H Marshall	60 48				
			80	H South Dakota	69 76	132	H Texas St.	53 57				
			93	A Southern Miss.	60 69	155	A Old Dominion	52 51				
			100	A Texas Tech	48 64	173	H SIUE	75 60				
						184	A Lamar	72 40				
						191	A Texas-Arlington	63 55				
						207	A UAB	57 73				
						208	A Charlotte	54 74				
						212	H Fla. Atlantic	68 45				
						225	N Nicholls St.	49 57				
						249	A UTEP	55 53				
						256	H Rice	58 62				
						260	H Abilene Christian	70 57				
						272	N Houston	53 56				
						323	H North Texas	53 45				
						330	H FIU	74 56				
						336	H Incarnate Word	57 31				
LAST 12 Division I GAMES:												
208	A Charlotte	54 74	34	H Western Ky.	64 63							
155	A Old Dominion	52 51	127	H Marshall	60 48							
212	H Fla. Atlantic	68 45	249	A UTEP	55 53							
330	H FIU	74 56	113	A Louisiana Tech	74 79							
207	A UAB	57 73	93	A Southern Miss.	60 69							
55	A Middle Tenn.	53 73	323	H North Texas	53 45							

Non-Div I Games:

UTSA

■ Loss, 
 ■ Non-Conf, 
 ■ S Site, 
 ■ H Home 
 ■ A Away 
 N Neutral



Average RPI Win:	188	WON-LOST	WINNING	LAST 10	STRENGTH OF	OPP. STRENGTH	TEAM	ADJ.	CONF.	ADJ CONF.
Average RPI Loss:	80	RECORD	PCT. RANK	GAMES	SCHEDULE	OF SCHEDULE	RPI	RPI	RPI	RPI
DIV. I ONLY	8- 17	270	2- 8	123	23	242	242	5	5	
DIV. I NON-CONF.	6- 5	145	0- 0	217	120	209	209	4	4	
TOTALS	RPI 1-25	RPI 26-50	W-L RECORDS	RPI 51-100	RPI 101-150	RPI 150+				
8- 17	1- 3	0- 2	OVERALL	0- 8	1- 3	6- 1				
8- 6	1- 1	0- 0	HOME	0- 4	1- 1	6- 0				
0- 9	0- 2	0- 2	AWAY	0- 4	0- 1	0- 0				
0- 2	0- 0	0- 0	NEUTRAL	0- 0	0- 1	0- 1				
6- 5	0- 0	0- 1	NON-CONFERENCE	0- 2	1- 1	5- 1				
6- 1	0- 0	0- 0	HOME	0- 1	1- 0	5- 0				
0- 2	0- 0	0- 1	AWAY	0- 1	0- 0	0- 0				
0- 2	0- 0	0- 0	NEUTRAL	0- 0	0- 1	0- 1				
2- 12	1- 3	0- 1	CONFERENCE	0- 6	0- 2	1- 0				
2- 5	1- 1	0- 0	HOME	0- 3	0- 1	1- 0				
0- 7	0- 2	0- 1	AWAY	0- 3	0- 1	0- 0				
0- 0	0- 0	0- 0	NEUTRAL	0- 0	0- 0	0- 0				

RPI S	Opponent	Score	RPI S	Opponent	Score	RPI S	Opponent	Score	RPI S	Opponent	Score	Team's RPI: 242
11	H Arizona St.	48 58	26	A California	49 67	64	H BYU	56 60	107	N Ole Miss	38 52	
21	A Washington	51 63	33	A Nebraska	43 66	68	A Washington St.	54 63	113	H Louisiana Tech	67 52	
21	H Washington	69 61				68	H Washington St.	52 61	125	A Colorado	72 77	
25	A Stanford	44 55				69	A Creighton	56 64	125	H Colorado	54 73	
						73	A Southern California	54 73	165	H Arizona	62 48	
						73	H Southern California	43 46	208	H Charlotte	54 52	
						89	A UCLA	45 58	240	H San Jose St.	100 87	
						89	H UCLA	46 49	241	H Idaho St.	59 40	
									246	H UNLV	62 49	
									267	H Utah St.	63 57	
									292	N Portland	50 58	
LAST 12 Division I GAMES:												
68	H Washington St.	52 61	21	A Washington	51 63							
21	H Washington	69 61	68	A Washington St.	54 63							
89	A UCLA	45 58	125	H Colorado	54 73							
73	A Southern California	54 73	125	A Colorado	72 77							
11	H Arizona St.	48 58	73	H Southern California	43 46							
165	H Arizona	62 48	89	H UCLA	46 49							

Non-Div I Games:

Utah

■ Loss, 
 ■ Non-Conf, 
 ■ S Site, 
 ■ H Home 
 ■ A Away 
 N Neutral



Average RPI Win:	276	WON-LOST	WINNING	LAST 10	STRENGTH OF	OPP. STRENGTH	TEAM	ADJ.	CONF.	ADJ CONF.
Average RPI Loss:	132	RECORD	PCT. RANK	GAMES	SCHEDULE	OF SCHEDULE	RPI	RPI	RPI	RPI
DIV. I ONLY	5- 18	307	3- 7	117	157	267	267	22	22	
DIV. I NON-CONF.	2- 9	297	0- 0	27	86	218	218	19	19	
TOTALS	RPI 1-25	RPI 26-50	W-L RECORDS	RPI 51-100	RPI 101-150	RPI 150+				
5- 18	0- 2	0- 2	OVERALL	0- 2	0- 7	5- 5				
4- 5	0- 0	0- 1	HOME	0- 1	0- 2	4- 1				
1- 11	0- 2	0- 0	AWAY	0- 1	0- 4	1- 4				
0- 2	0- 0	0- 1	NEUTRAL	0- 0	0- 1	0- 0				
2- 9	0- 2	0- 1	NON-CONFERENCE	0- 2	0- 3	2- 1				
2- 1	0- 0	0- 0	HOME	0- 1	0- 0	2- 0				
0- 6	0- 2	0- 0	AWAY	0- 1	0- 2	0- 1				
0- 2	0- 0	0- 1	NEUTRAL	0- 0	0- 1	0- 0				
3- 9	0- 0	0- 1	CONFERENCE	0- 0	0- 4	3- 4				
2- 4	0- 0	0- 1	HOME	0- 0	0- 2	2- 1				
1- 5	0- 0	0- 0	AWAY	0- 0	0- 2	1- 3				
0- 0	0- 0	0- 0	NEUTRAL	0- 0	0- 0	0- 0				

RPI	S	Opponent	Score	RPI	S	Opponent	Score	RPI	S	Opponent	Score	RPI	S	Opponent	Score	Team's RPI: 267
2	A	Baylor	43 99	46	N	Stetson	64 84	52	A	Pacific	62 70	124	A	Boise St.	55 94	
10	A	Oregon St.	62 85	50	H	Fresno St.	64 70	64	H	BYU	58 62	124	H	Boise St.	53 63	
												129	N	Marist	65 68	
												142	A	Oregon	77 100	
												149	A	New Mexico	59 60	
												149	H	New Mexico	51 56	
												150	A	Sacramento St.	92 102	
												183	H	Northern Colo.	65 61	
												209	A	Wyoming	51 86	
												218	H	San Diego St.	59 70	
												240	A	San Jose St.	58 62	
												242	A	Utah	57 63	
												246	H	UNLV	85 72	
												277	A	Nevada	44 49	
												277	H	Nevada	68 57	
												328	H	Utah Valley	79 61	
												344	A	Air Force	69 53	
LAST 12 Division I GAMES:																
277	A	Nevada	44 49	277	H	Nevada	68 57									
149	H	New Mexico	51 56	344	A	Air Force	69 53									
124	A	Boise St.	55 94	149	A	New Mexico	59 60									
218	H	San Diego St.	59 70	50	H	Fresno St.	64 70									
209	A	Wyoming	51 86	124	H	Boise St.	53 63									
246	H	UNLV	85 72	240	A	San Jose St.	58 62									

Non-Div I Games: Westminster (UT) 60 51

Utah St.

Loss, Non-Conf, S Site, H Home A Away N Neutral



## Utah Valley

Through Games Of Feb. 15, 2015

Average RPI Win:	251	WON-LOST	WINNING	LAST 10	STRENGTH OF	OPP. STRENGTH	TEAM	ADJ.	CONF.	ADJ CONF.
Average RPI Loss:	221	RECORD	PCT. RANK	GAMES	SCHEDULE	OF SCHEDULE	RPI	RPI	RPI	RPI
DIV. I ONLY	7- 15	276	3- 7	323	323	328	328	30	30	
DIV. I NON-CONF.	4- 9	243	1- 2	295	277	315	315	30	30	
TOTALS	RPI 1-25	RPI 26-50	W-L RECORDS	RPI 51-100	RPI 101-150	RPI 150+				
7- 15	0- 0	0- 0	OVERALL	0- 0	2- 3	5- 12				
7- 4	0- 0	0- 0	HOME	0- 0	2- 0	5- 4				
0- 10	0- 0	0- 0	AWAY	0- 0	0- 2	0- 8				
0- 1	0- 0	0- 0	NEUTRAL	0- 0	0- 1	0- 0				
4- 9	0- 0	0- 0	NON-CONFERENCE	0- 0	1- 3	3- 6				
4- 2	0- 0	0- 0	HOME	0- 0	1- 0	3- 2				
0- 6	0- 0	0- 0	AWAY	0- 0	0- 2	0- 4				
0- 1	0- 0	0- 0	NEUTRAL	0- 0	0- 1	0- 0				
3- 6	0- 0	0- 0	CONFERENCE	0- 0	1- 0	2- 6				
3- 2	0- 0	0- 0	HOME	0- 0	1- 0	2- 2				
0- 4	0- 0	0- 0	AWAY	0- 0	0- 0	0- 4				
0- 0	0- 0	0- 0	NEUTRAL	0- 0	0- 0	0- 0				

RPI 1-25			RPI 26-50			RPI 51-100			RPI 101+			Team's RPI: 328
RPI	S	Opponent	Score	RPI	S	Opponent	Score	RPI	S	Opponent	Score	
								109	A	UC Davis	49	59
								118	A	Montana	44	68
								124	H	Boise St.	68	60
								128	H	Bakersfield	70	58
								138	N	Saint Louis	66	68
								151	H	New Mexico St.	58	68
								153	H	Eastern Wash.	62	68
								174	A	San Francisco	50	69
								197	H	Tex.-Pan American	52	59
								231	A	Southern Utah	61	66
								231	H	Southern Utah	72	76
								241	A	Idaho St.	67	68
								243	H	Weber St.	61	40
								267	A	Utah St.	61	79
								296	A	Grand Canyon	50	60
								296	H	Grand Canyon	52	50
								301	H	Omaha	59	57
								319	A	Seattle	58	73
								319	H	Seattle	73	42
								342	A	UMKC	58	61
								344	H	Air Force	58	44
								345	A	Chicago St.	55	60
LAST 12 Division I GAMES:												
296	A	Grand Canyon	50	60	197	H	Tex.-Pan American	52	59			
319	H	Seattle	73	42	296	H	Grand Canyon	52	50			
128	H	Bakersfield	70	58	319	A	Seattle	58	73			
342	A	UMKC	58	61	231	A	Southern Utah	61	66			
345	A	Chicago St.	55	60	301	H	Omaha	59	57			
151	H	New Mexico St.	58	68	138	N	Saint Louis	66	68			

Non-Div I Games: Bristol 109 74 Montana Tech 75 65

Utah Valley

Loss, Non-Conf, S Site, H Home A Away N Neutral



Average RPI Win:	232	WON-LOST	WINNING	LAST 10	STRENGTH OF	OPP. STRENGTH	TEAM	ADJ.	CONF.	ADJ CONF.
Average RPI Loss:	110	RECORD	PCT. RANK	GAMES	SCHEDULE	OF SCHEDULE	RPI	RPI	RPI	RPI
DIV. I ONLY	14- 11	133	4- 6	168	189	123	123	6	6	
DIV. I NON-CONF.	9- 4	84	0- 0	246	313	107	107	6	6	
TOTALS	RPI 1-25	RPI 26-50	W-L RECORDS	RPI 51-100	RPI 101-150	RPI 150+				
14- 11	0- 1	0- 1	OVERALL	0- 4	3- 1	11- 4				
9- 2	0- 1	0- 0	HOME	0- 0	1- 0	8- 1				
5- 9	0- 0	0- 1	AWAY	0- 4	2- 1	3- 3				
0- 0	0- 0	0- 0	NEUTRAL	0- 0	0- 0	0- 0				
9- 4	0- 0	0- 1	NON-CONFERENCE	0- 1	0- 0	9- 2				
6- 0	0- 0	0- 0	HOME	0- 0	0- 0	6- 0				
3- 4	0- 0	0- 1	AWAY	0- 1	0- 0	3- 2				
0- 0	0- 0	0- 0	NEUTRAL	0- 0	0- 0	0- 0				
5- 7	0- 1	0- 0	CONFERENCE	0- 3	3- 1	2- 2				
3- 2	0- 1	0- 0	HOME	0- 0	1- 0	2- 1				
2- 5	0- 0	0- 0	AWAY	0- 3	2- 1	0- 1				
0- 0	0- 0	0- 0	NEUTRAL	0- 0	0- 0	0- 0				

RPI	S	Opponent	Score	RPI	S	Opponent	Score	RPI	S	Opponent	Score	RPI	S	Opponent	Score	Team's RPI: 123
15	H	Dayton	56 75	36	A	Ohio St.	86 96	53	A	Duquesne	47 83	112	H	Rhode Island	64 48	
								81	A	Fordham	51 60	119	A	Saint Joseph's	46 63	
								83	A	Liberty	53 69	138	A	Saint Louis	59 54	
								90	A	Richmond	63 67	140	A	St. Bonaventure	61 51	
												155	A	Old Dominion	44 66	
												166	A	William & Mary	48 56	
												187	H	La Salle	65 74	
												190	H	High Point	81 59	
												197	H	Tex.-Pan American	64 43	
												214	H	N.C. A&T	60 51	
												223	A	George Mason	79 86	
												223	H	George Mason	70 66	
												238	H	Presbyterian	55 36	
												245	H	Davidson	62 53	
												253	A	UNCW	59 53	
												304	H	UNC Greensboro	80 73	
												324	H	Wagner	84 75	
												327	A	UMES	72 50	
												339	A	Coppin St.	63 52	
LAST 12 Division I GAMES:																
223	A	George Mason	79 86	140	A	St. Bonaventure	61 51									
53	A	Duquesne	47 83	81	A	Fordham	51 60									
90	A	Richmond	63 67	245	H	Davidson	62 53									
187	H	La Salle	65 74	138	A	Saint Louis	59 54									
223	H	George Mason	70 66	112	H	Rhode Island	64 48									
15	H	Dayton	56 75	119	A	Saint Joseph's	46 63									

Non-Div I Games:

VCU



## Valparaiso

Through Games Of Feb. 15, 2015

Average RPI Win:	244	WON-LOST	WINNING	LAST 10	STRENGTH OF	OPP. STRENGTH	TEAM	ADJ.	CONF.	ADJ CONF.
Average RPI Loss:	135	RECORD	PCT. RANK	GAMES	SCHEDULE	OF SCHEDULE	RPI	RPI	RPI	RPI
DIV. I ONLY	5- 17	305	2- 8	94	216	259	259	12	12	
DIV. I NON-CONF.	3- 9	281	0- 1	103	192	234	234	13	13	
TOTALS	RPI 1-25	RPI 26-50	W-L RECORDS	RPI 51-100	RPI 101-150	RPI 150+				
5- 17	0- 2	0- 1	OVERALL	0- 5	1- 3	4- 6				
3- 8	0- 2	0- 1	HOME	0- 2	1- 1	2- 2				
2- 9	0- 0	0- 0	AWAY	0- 3	0- 2	2- 4				
0- 0	0- 0	0- 0	NEUTRAL	0- 0	0- 0	0- 0				
3- 9	0- 1	0- 1	NON-CONFERENCE	0- 3	1- 2	2- 2				
2- 4	0- 1	0- 1	HOME	0- 1	1- 1	1- 0				
1- 5	0- 0	0- 0	AWAY	0- 2	0- 1	1- 2				
0- 0	0- 0	0- 0	NEUTRAL	0- 0	0- 0	0- 0				
2- 8	0- 1	0- 0	CONFERENCE	0- 2	0- 1	2- 4				
1- 4	0- 1	0- 0	HOME	0- 1	0- 0	1- 2				
1- 4	0- 0	0- 0	AWAY	0- 1	0- 1	1- 2				
0- 0	0- 0	0- 0	NEUTRAL	0- 0	0- 0	0- 0				

RPI 1-25				RPI 26-50				RPI 51-100				RPI 101+ Team's RPI: 259			
RPI	S	Opponent	Score	RPI	S	Opponent	Score	RPI	S	Opponent	Score	RPI	S	Opponent	Score
8	H	Louisville	59 86	46	H	Stetson	62 73	67	A	Akron	65 100	110	A	Cleveland St.	62 69
23	H	Green Bay	52 67					80	A	South Dakota	62 81	126	H	Butler	91 57
								88	H	Illinois	58 80	145	A	Indiana	49 81
								91	A	Wright St.	66 95	146	H	Tulsa	63 87
								91	H	Wright St.	62 80	173	A	SIUE	65 77
												211	A	Ill.-Chicago	42 60
												211	H	Ill.-Chicago	56 86
												233	A	Detroit	74 68
												235	H	Oakland	54 71
												251	A	Northern Ill.	65 50
												278	A	Milwaukee	79 90
												278	H	Milwaukee	69 56
												300	A	Miami (OH)	59 82
												333	H	Tennessee Tech	79 61
LAST 12 Division I GAMES:															
278	H	Milwaukee	69 56	91	H	Wright St.	62 80								
91	A	Wright St.	66 95	235	H	Oakland	54 71								
233	A	Detroit	74 68	211	H	Ill.-Chicago	56 86								
23	H	Green Bay	52 67	110	A	Cleveland St.	62 69								
211	A	Ill.-Chicago	42 60	46	H	Stetson	62 73								
278	A	Milwaukee	79 90	173	A	SIUE	65 77								

Non-Div I Games: Purdue-Calumet 109 81

Valparaiso

■ Loss, 
 ■ Non-Conf, S Site, 
 ■ Home 
 ■ Away 
 N Neutral



Vanderbilt

Through Games Of Feb. 15, 2015

Average RPI Win:	111	WON-LOST	WINNING	LAST 10	STRENGTH OF	OPP. STRENGTH	TEAM	ADJ.	CONF.	ADJ CONF.
Average RPI Loss:	52	RECORD	PCT. RANK	GAMES	SCHEDULE	OF SCHEDULE	RPI	RPI	RPI	RPI
DIV. I ONLY	12- 12	173	4- 5	1	15	45	45	3	3	
DIV. I NON-CONF.	8- 4	92	0- 0	19	19	38	38	5	5	
TOTALS	RPI 1-25	RPI 26-50	W-L RECORDS	RPI 51-100	RPI 101-150	RPI 150+				
12- 12	2- 7	3- 2	OVERALL	0- 1	4- 1	3- 1				
8- 4	2- 3	2- 0	HOME	0- 0	2- 1	2- 0				
3- 6	0- 2	0- 2	AWAY	0- 1	2- 0	1- 1				
1- 2	0- 2	1- 0	NEUTRAL	0- 0	0- 0	0- 0				
8- 4	2- 3	1- 0	NON-CONFERENCE	0- 0	3- 0	2- 1				
5- 1	2- 1	0- 0	HOME	0- 0	1- 0	2- 0				
2- 1	0- 0	0- 0	AWAY	0- 0	2- 0	0- 1				
1- 2	0- 2	1- 0	NEUTRAL	0- 0	0- 0	0- 0				
4- 8	0- 4	2- 2	CONFERENCE	0- 1	1- 1	1- 0				
3- 3	0- 2	2- 0	HOME	0- 0	1- 1	0- 0				
1- 5	0- 2	0- 2	AWAY	0- 1	0- 0	1- 0				
0- 0	0- 0	0- 0	NEUTRAL	0- 0	0- 0	0- 0				

RPI	S	Opponent	Score	RPI	S	Opponent	Score	Team's RPI: 45	RPI	S	Opponent	Score	RPI	S	Opponent	Score	RPI	S	Opponent	Score
1	H	Tennessee	49 57	32	A	Mississippi St.	44 69		65	A	LSU	44 64	107	H	Ole Miss	58 54				
4	N	UConn	52 91	32	H	Mississippi St.	78 62						122	A	Elon	66 50				
6	A	South Carolina	59 89	38	H	Arkansas	55 53						135	A	Wisconsin	67 58				
9	H	Kentucky	68 82	40	N	Minnesota	71 54						138	H	Saint Louis	75 57				
11	N	Arizona St.	67 72	49	A	Georgia	53 64						143	H	Florida	58 67				
15	H	Dayton	67 71										161	A	Alabama	55 52				
20	H	James Madison	66 62										164	H	Belmont	65 58				
22	A	Texas A&M	61 75										262	A	Marquette	67 80				
23	H	Green Bay	68 64										349	H	Mississippi Val.	63 37				
LAST 12 Division I GAMES:																				
6	A	South Carolina	59 89	38	H	Arkansas	55 53													
9	H	Kentucky	68 82	49	A	Georgia	53 64													
107	H	Ole Miss	58 54	32	H	Mississippi St.	78 62													
143	H	Florida	58 67	65	A	LSU	44 64													
32	A	Mississippi St.	44 69	1	H	Tennessee	49 57													
161	A	Alabama	55 52	22	A	Texas A&M	61 75													

Non-Div I Games: Ala.-Huntsville 74 51

Vanderbilt

Loss, Non-Conf, S Site, H Home A Away N Neutral



Average RPI Win:	266	WON-LOST	WINNING	LAST 10	STRENGTH OF	OPP. STRENGTH	TEAM	ADJ.	CONF.	ADJ CONF.
Average RPI Loss:	176	RECORD	PCT. RANK	GAMES	SCHEDULE	OF SCHEDULE	RPI	RPI	RPI	RPI
DIV. I ONLY	5- 20	311	2- 8	221	251	309	309	23	23	
DIV. I NON-CONF.	3- 9	281	0- 0	161	243	271	271	24	24	
TOTALS	RPI 1-25	RPI 26-50	W-L RECORDS	RPI 51-100	RPI 101-150	RPI 150+				
5- 20	0- 1	0- 1	OVERALL	0- 3	0- 2	5- 13				
3- 9	0- 0	0- 0	HOME	0- 2	0- 1	3- 6				
2- 11	0- 1	0- 1	AWAY	0- 1	0- 1	2- 7				
0- 0	0- 0	0- 0	NEUTRAL	0- 0	0- 0	0- 0				
3- 9	0- 1	0- 1	NON-CONFERENCE	0- 1	0- 2	3- 4				
2- 4	0- 0	0- 0	HOME	0- 1	0- 1	2- 2				
1- 5	0- 1	0- 1	AWAY	0- 0	0- 1	1- 2				
0- 0	0- 0	0- 0	NEUTRAL	0- 0	0- 0	0- 0				
2- 11	0- 0	0- 0	CONFERENCE	0- 2	0- 0	2- 9				
1- 5	0- 0	0- 0	HOME	0- 1	0- 0	1- 4				
1- 6	0- 0	0- 0	AWAY	0- 1	0- 0	1- 5				
0- 0	0- 0	0- 0	NEUTRAL	0- 0	0- 0	0- 0				

RPI S	Opponent	Score	RPI S	Opponent	Score	RPI S	Opponent	Score	RPI S	Opponent	Score	Team's RPI: 309
23	A Green Bay	40 60	29	A Syracuse	63 94	77	A Maine	46 74	144	A Central Conn. St.	75 77	
						84	H Albany (NY)	48 89	148	H Bryant	55 72	
						98	H Cornell	87 90	152	A Hartford	49 60	
									152	H Hartford	46 62	
									171	H Dartmouth	68 63	
									172	H Delaware	46 68	
									186	A Stony Brook	38 60	
									186	H Stony Brook	62 74	
									205	A Sacred Heart	66 76	
									217	A New Hampshire	63 60	
									217	H New Hampshire	56 64	
									228	A UMass Lowell	63 72	
									229	H Brown	76 81	
									279	A UMBC	64 71	
									279	H UMBC	61 68	
									297	A St. Francis Brooklyn	63 61	
									316	A Boston U.	61 66	
									320	A Binghamton	62 73	
									320	H Binghamton	72 66	
									324	H Wagner	82 75	
LAST 12 Division I GAMES:												
279	A	UMBC	64	71	228	A	UMass Lowell	63	72			
217	A	New Hampshire	63	60	77	A	Maine	46	74			
320	H	Binghamton	72	66	279	H	UMBC	61	68			
186	H	Stony Brook	62	74	217	H	New Hampshire	56	64			
152	A	Hartford	49	60	320	A	Binghamton	62	73			
84	H	Albany (NY)	48	89	186	A	Stony Brook	38	60			

Non-Div I Games:

Vermont

■ Loss, 
■ Non-Conf, 
■ S Site, 
■ H Home 
■ A Away 
N Neutral



Average RPI Win:	173	WON-LOST	WINNING	LAST 10	STRENGTH OF	OPP. STRENGTH	TEAM	ADJ.	CONF.	ADJ CONF.
Average RPI Loss:	95	RECORD	PCT. RANK	GAMES	SCHEDULE	OF SCHEDULE	RPI	RPI	RPI	RPI
DIV. I ONLY	16- 10	105	7- 3	105	65	86	86	10	10	
DIV. I NON-CONF.	6- 6	158	1- 0	88	18	103	103	9	9	
TOTALS	RPI 1-25	RPI 26-50	W-L RECORDS	RPI 51-100	RPI 101-150	RPI 150+				
16- 10	0- 2	0- 2	OVERALL	5- 2	1- 2	10- 2				
9- 2	0- 0	0- 1	HOME	3- 0	1- 0	5- 1				
6- 5	0- 1	0- 0	AWAY	2- 1	0- 2	4- 1				
1- 3	0- 1	0- 1	NEUTRAL	0- 1	0- 0	1- 0				
6- 6	0- 2	0- 1	NON-CONFERENCE	2- 1	0- 1	4- 1				
3- 1	0- 0	0- 0	HOME	1- 0	0- 0	2- 1				
2- 2	0- 1	0- 0	AWAY	1- 0	0- 1	1- 0				
1- 3	0- 1	0- 1	NEUTRAL	0- 1	0- 0	1- 0				
10- 4	0- 0	0- 1	CONFERENCE	3- 1	1- 1	6- 1				
6- 1	0- 0	0- 1	HOME	2- 0	1- 0	3- 0				
4- 3	0- 0	0- 0	AWAY	1- 1	0- 1	3- 1				
0- 0	0- 0	0- 0	NEUTRAL	0- 0	0- 0	0- 0				

RPI 1-25				RPI 26-50				RPI 51-100				Team's RPI: 86		RPI 101+					
RPI	S	Opponent	Score	RPI	S	Opponent	Score	RPI	S	Opponent	Score			RPI	S	Opponent	Score		
11	N	Arizona St.	46 51	27	N	South Fla.	56 57	59	A	DePaul	47 49			119	A	Saint Joseph's	54 58		
24	A	Chattanooga	45 49	44	H	Seton Hall	56 59	59	H	DePaul	79 76			126	A	Butler	58 72		
								69	A	Creighton	65 61			126	H	Butler	63 52		
								70	A	Penn	70 44			163	H	Temple	64 59		
								74	H	North Carolina St.	74 65			178	A	Xavier	54 34		
								87	H	St. John's (NY)	81 69			178	H	Xavier	64 48		
								96	N	Georgia Tech	63 71			187	H	La Salle	70 36		
														205	H	Sacred Heart	49 72		
														213	A	Cal St. Fullerton	50 43		
														236	A	Providence	49 51		
														262	A	Marquette	75 59		
														262	H	Marquette	68 48		
														275	N	Col. of Charleston	60 41		
														286	A	Georgetown	64 48		
														286	H	Georgetown	69 57		
LAST 12 Division I GAMES:																			
178	H	Xavier	64 48	44	H	Seton Hall	56 59	70	A	Penn	70 44	178	A	Xavier	54 34	126	H	Butler	63 52
286	A	Georgetown	64 48	59	A	DePaul	47 49	126	A	Butler	58 72	286	H	Georgetown	69 57	262	A	Marquette	75 59
262	A	Marquette	75 59	87	H	St. John's (NY)	81 69	69	A	Creighton	65 61								

Non-Div I Games:

Villanova

■ Loss, 
■ Non-Conf, S Site, 
■ Home 
■ Away 
N Neutral



Average RPI Win: <b>188</b>	WON-LOST	WINNING	LAST 10	STRENGTH OF	OPP. STRENGTH	TEAM	ADJ.	CONF.	ADJ CONF.
Average RPI Loss: <b>66</b>	RECORD	PCT. RANK	GAMES	SCHEDULE	OF SCHEDULE	RPI	RPI	RPI	RPI
DIV. I ONLY	15- 10	112	3- 3	120	51	103	103	2	2
DIV. I NON-CONF.	10- 3	52	2- 0	309	170	145	145	3	3
TOTALS	RPI 1-25	RPI 26-50	W-L RECORDS	RPI 51-100	RPI 101-150	RPI 150+			
15- 10	0- 4	2- 2	OVERALL	2- 2	1- 1	10- 1			
11- 4	0- 2	2- 0	HOME	2- 1	1- 0	6- 1			
4- 5	0- 2	0- 2	AWAY	0- 1	0- 0	4- 0			
0- 1	0- 0	0- 0	NEUTRAL	0- 0	0- 1	0- 0			
10- 3	0- 0	2- 0	NON-CONFERENCE	1- 1	0- 1	7- 1			
8- 1	0- 0	2- 0	HOME	1- 0	0- 0	5- 1			
2- 1	0- 0	0- 0	AWAY	0- 1	0- 0	2- 0			
0- 1	0- 0	0- 0	NEUTRAL	0- 0	0- 1	0- 0			
5- 7	0- 4	0- 2	CONFERENCE	1- 1	1- 0	3- 0			
3- 3	0- 2	0- 0	HOME	1- 1	1- 0	1- 0			
2- 4	0- 2	0- 2	AWAY	0- 0	0- 0	2- 0			
0- 0	0- 0	0- 0	NEUTRAL	0- 0	0- 0	0- 0			

RPI 1-25				RPI 26-50				RPI 51-100				RPI 101+ Team's RPI: 103			
RPI	S	Opponent	Score	RPI	S	Opponent	Score	RPI	S	Opponent	Score	RPI	S	Opponent	Score
3	A	Notre Dame	54 <b>75</b>	29	A	Syracuse	58 <b>70</b>	74	H	North Carolina St.	71 63	102	H	Boston College	68 56
8	A	Louisville	55 <b>67</b>	36	H	Ohio St.	87 82	78	H	Drexel	72 66	121	N	Toledo	62 <b>64</b>
12	H	Duke	45 <b>71</b>	42	A	Miami (FL)	58 <b>67</b>	88	A	Illinois	63 <b>86</b>	167	A	Clemson	77 72
13	H	Florida St.	56 <b>65</b>	47	H	St. Mary's (CA)	62 49	96	H	Georgia Tech	62 <b>68</b>	175	H	Auburn	66 51
												178	A	Xavier	71 62
												195	H	Radford	75 47
												199	A	Virginia Tech	62 47
												202	H	Wake Forest	72 70
												245	H	Davidson	57 <b>67</b>
												330	A	FIU	74 61
												343	H	Howard	74 53
												346	H	Delaware St.	100 62
												347	H	Longwood	91 49
LAST 12 Division I GAMES:															
330	A	FIU	74 61	74	H	North Carolina St.	71 63	96	H	Georgia Tech	62 <b>68</b>	42	A	Miami (FL)	58 <b>67</b>
78	H	Drexel	72 66	96	H	Georgia Tech	62 <b>68</b>	8	A	Louisville	55 <b>67</b>	102	H	Boston College	68 56
13	H	Florida St.	56 <b>65</b>	42	A	Miami (FL)	58 <b>67</b>	167	A	Clemson	77 72	29	A	Syracuse	58 <b>70</b>
12	H	Duke	45 <b>71</b>	8	A	Louisville	55 <b>67</b>								
3	A	Notre Dame	54 <b>75</b>												

Non-Div I Games:

Virginia

■ Loss, 
 ■ Non-Conf, 
 ■ S Site, 
 ■ H Home 
 ■ A Away 
 N Neutral



Average RPI Win:	<b>244</b>	WON-LOST	WINNING	LAST 10	STRENGTH OF	OPP. STRENGTH	TEAM	ADJ.	CONF.	ADJ CONF.
Average RPI Loss:	<b>74</b>	RECORD	PCT. RANK	GAMES	SCHEDULE	OF SCHEDULE	RPI	RPI	RPI	RPI
DIV. I ONLY	<b>10- 16</b>	<b>239</b>	<b>1- 9</b>	<b>60</b>	<b>76</b>	<b>199</b>	<b>199</b>	<b>2</b>	<b>2</b>	
DIV. I NON-CONF.	<b>9- 4</b>	<b>84</b>	<b>0- 0</b>	<b>240</b>	<b>327</b>	<b>173</b>	<b>173</b>	<b>3</b>	<b>3</b>	
TOTALS	RPI 1-25	RPI 26-50	W-L RECORDS	RPI 51-100	RPI 101-150	RPI 150+				
10- 16	0- 4	0- 5	OVERALL	0- 2	2- 2	8- 3				
9- 8	0- 3	0- 3	HOME	0- 0	2- 1	7- 1				
1- 8	0- 1	0- 2	AWAY	0- 2	0- 1	1- 2				
0- 0	0- 0	0- 0	NEUTRAL	0- 0	0- 0	0- 0				
9- 4	0- 0	0- 1	NON-CONFERENCE	0- 0	2- 1	7- 2				
8- 2	0- 0	0- 1	HOME	0- 0	2- 0	6- 1				
1- 2	0- 0	0- 0	AWAY	0- 0	0- 1	1- 1				
0- 0	0- 0	0- 0	NEUTRAL	0- 0	0- 0	0- 0				
1- 12	0- 4	0- 4	CONFERENCE	0- 2	0- 1	1- 1				
1- 6	0- 3	0- 2	HOME	0- 0	0- 1	1- 0				
0- 6	0- 1	0- 2	AWAY	0- 2	0- 0	0- 1				
0- 0	0- 0	0- 0	NEUTRAL	0- 0	0- 0	0- 0				

RPI 1-25				RPI 26-50				RPI 51-100				RPI 101+ Team's RPI: 199			
RPI	S	Opponent	Score	RPI	S	Opponent	Score	RPI	S	Opponent	Score	RPI	S	Opponent	Score
3	H	Notre Dame	50 <b>74</b>	29	H	Syracuse	51 <b>59</b>	74	A	North Carolina St.	59 <b>73</b>	103	H	Virginia	47 <b>62</b>
12	A	Duke	40 <b>65</b>	31	A	Pittsburgh	35 <b>53</b>	96	A	Georgia Tech	71 <b>79</b>	106	H	Hofstra	60 43
13	H	Florida St.	44 <b>59</b>	37	H	Northwestern	45 <b>70</b>					114	H	East Tenn. St.	72 65
14	H	North Carolina	52 <b>74</b>	42	A	Miami (FL)	39 <b>42</b>					143	A	Florida	44 <b>73</b>
				42	H	Miami (FL)	45 <b>62</b>					155	H	Old Dominion	62 <b>69</b>
												167	A	Clemson	54 <b>63</b>
												195	H	Radford	73 60
												202	H	Wake Forest	76 59
												223	A	George Mason	69 <b>77</b>
												236	A	Providence	72 69
												273	H	Norfolk St.	60 49
												311	H	Western Caro.	79 58
												327	H	UMES	63 41
												331	H	N.C. Central	80 44
												347	H	Longwood	74 42
LAST 12 Division I GAMES:															
29	H	Syracuse	51 <b>59</b>	202	H	Wake Forest	76 59								
31	A	Pittsburgh	35 <b>53</b>	13	H	Florida St.	44 <b>59</b>								
14	H	North Carolina	52 <b>74</b>	12	A	Duke	40 <b>65</b>								
42	A	Miami (FL)	39 <b>42</b>	42	H	Miami (FL)	45 <b>62</b>								
96	A	Georgia Tech	71 <b>79</b>	74	A	North Carolina St.	59 <b>73</b>								
3	H	Notre Dame	50 <b>74</b>	103	H	Virginia	47 <b>62</b>								

Non-Div I Games:

Virginia Tech

■ Loss, 
■ Non-Conf, 
■ S Site, 
■ H Home 
■ A Away 
N Neutral



Wagner										
Average RPI Win:	290	WON-LOST	WINNING	LAST 10	STRENGTH OF	OPP. STRENGTH	TEAM	ADJ.	CONF.	ADJ CONF.
Average RPI Loss:	188	RECORD	PCT. RANK	GAMES	SCHEDULE	OF SCHEDULE	RPI	RPI	RPI	RPI
DIV. I ONLY	6- 18	299	2- 8	293	271	324	324	27	27	
DIV. I NON-CONF.	2- 9	297	0- 0	197	147	309	309	27	27	
TOTALS	RPI 1-25	RPI 26-50	W-L RECORDS	RPI 51-100	RPI 101-150	RPI 150+				
6- 18	0- 1	0- 1	OVERALL	0- 1	0- 5	6- 10				
5- 8	0- 0	0- 1	HOME	0- 0	0- 2	5- 5				
1- 10	0- 1	0- 0	AWAY	0- 1	0- 3	1- 5				
0- 0	0- 0	0- 0	NEUTRAL	0- 0	0- 0	0- 0				
2- 9	0- 1	0- 1	NON-CONFERENCE	0- 1	0- 2	2- 4				
2- 3	0- 0	0- 1	HOME	0- 0	0- 1	2- 1				
0- 6	0- 1	0- 0	AWAY	0- 1	0- 1	0- 3				
0- 0	0- 0	0- 0	NEUTRAL	0- 0	0- 0	0- 0				
4- 9	0- 0	0- 0	CONFERENCE	0- 0	0- 3	4- 6				
3- 5	0- 0	0- 0	HOME	0- 0	0- 1	3- 4				
1- 4	0- 0	0- 0	AWAY	0- 0	0- 2	1- 2				
0- 0	0- 0	0- 0	NEUTRAL	0- 0	0- 0	0- 0				

RPI 1-25				RPI 26-50				RPI 51-100				RPI 101+ Team's RPI: 324			
RPI	S	Opponent	Score	RPI	S	Opponent	Score	RPI	S	Opponent	Score	RPI	S	Opponent	Score
5	A	Maryland	24 97	35	H	Rutgers	53 81	87	A	St. John's (NY)	49 71	117	H	Yale	65 90
												123	A	VCU	75 84
												144	A	Central Conn. St.	61 77
												144	H	Central Conn. St.	67 83
												148	A	Bryant	48 84
												168	H	Robert Morris	47 86
												186	H	Stony Brook	76 70
												193	A	Penn St.	66 96
												205	A	Sacred Heart	60 73
												205	H	Sacred Heart	59 73
												258	H	Monmouth	59 82
												291	H	Columbia	97 86
												293	H	Mt. St. Mary's	58 60
												297	H	St. Francis Brooklyn	63 60
												299	A	NJIT	54 60
												309	A	Vermont	75 82
												313	H	LIU Brooklyn	72 69
												325	A	Saint Francis (PA)	76 60
												325	H	Saint Francis (PA)	74 87
												329	A	Fairleigh Dickinson	70 72
												329	H	Fairleigh Dickinson	82 75
LAST 12 Division I GAMES:															
329	H	Fairleigh Dickinson	82 75	144	A	Central Conn. St.	61 77								
205	A	Sacred Heart	60 73	148	A	Bryant	48 84								
297	H	St. Francis Brooklyn	63 60	329	A	Fairleigh Dickinson	70 72								
205	H	Sacred Heart	59 73	168	H	Robert Morris	47 86								
144	H	Central Conn. St.	67 83	313	H	LIU Brooklyn	72 69								
325	H	Saint Francis (PA)	74 87	293	H	Mt. St. Mary's	58 60								

Non-Div I Games:

Wagner

■ Loss, 
 ■ Non-Conf, 
 S Site, 
 ■ Home 
 ■ Away 
 N Neutral



## Wake Forest

Through Games Of Feb. 15, 2015

Average RPI Win:	239	WON-LOST	WINNING	LAST 10	STRENGTH OF	OPP. STRENGTH	TEAM	ADJ.	CONF.	ADJ CONF.
Average RPI Loss:	65	RECORD	PCT. RANK	GAMES	SCHEDULE	OF SCHEDULE	RPI	RPI	RPI	RPI
DIV. I ONLY	10- 17	249	1- 9	82	43	202	202	2	2	
DIV. I NON-CONF.	9- 5	102	0- 0	267	179	187	187	3	3	
TOTALS	RPI 1-25	RPI 26-50	W-L RECORDS	RPI 51-100	RPI 101-150	RPI 150+				
10- 17	0- 6	0- 2	OVERALL	1- 4	1- 3	8- 2				
8- 7	0- 2	0- 1	HOME	1- 1	0- 2	7- 1				
0- 9	0- 3	0- 1	AWAY	0- 3	0- 1	0- 1				
2- 1	0- 1	0- 0	NEUTRAL	0- 0	1- 0	1- 0				
9- 5	0- 1	0- 0	NON-CONFERENCE	1- 2	1- 1	7- 1				
7- 2	0- 0	0- 0	HOME	1- 0	0- 1	6- 1				
0- 2	0- 0	0- 0	AWAY	0- 2	0- 0	0- 0				
2- 1	0- 1	0- 0	NEUTRAL	0- 0	1- 0	1- 0				
1- 12	0- 5	0- 2	CONFERENCE	0- 2	0- 2	1- 1				
1- 5	0- 2	0- 1	HOME	0- 1	0- 1	1- 0				
0- 7	0- 3	0- 1	AWAY	0- 1	0- 1	0- 1				
0- 0	0- 0	0- 0	NEUTRAL	0- 0	0- 0	0- 0				

RPI 1-25				RPI 26-50				RPI 51-100				RPI 101+ Team's RPI: 202			
RPI	S	Opponent	Score	RPI	S	Opponent	Score	RPI	S	Opponent	Score	RPI	S	Opponent	Score
3	A	Notre Dame	63 92	29	A	Syracuse	62 73	54	A	Michigan	69 83	102	H	Boston College	74 75
8	H	Louisville	68 79	31	H	Pittsburgh	41 65	74	A	North Carolina St.	55 71	103	A	Virginia	70 72
12	A	Duke	63 70					74	H	North Carolina St.	70 78	116	H	Missouri	64 79
12	H	Duke	53 70					75	H	American	77 64	118	N	Montana	73 60
13	A	Florida St.	80 110					90	A	Richmond	72 79	165	H	Arizona	69 72
18	N	Princeton	55 72									167	H	Clemson	64 62
												199	A	Virginia Tech	59 76
												208	N	Charlotte	65 58
												227	H	Towson	74 64
												262	H	Marquette	89 77
												311	H	Western Caro.	77 59
												333	H	Tennessee Tech	89 62
												339	H	Coppin St.	65 54
												347	H	Longwood	64 60
LAST 12 Division I GAMES:															
				31	H	Pittsburgh	41 65	13	A	Florida St.	80 110				
				102	H	Boston College	74 75	199	A	Virginia Tech	59 76				
				74	A	North Carolina St.	55 71	74	H	North Carolina St.	70 78				
				12	H	Duke	53 70	29	A	Syracuse	62 73				
				3	A	Notre Dame	63 92	8	H	Louisville	68 79				
				167	H	Clemson	64 62	103	A	Virginia	70 72				

Non-Div I Games:

Wake Forest

■ Loss, 
■ Non-Conf, S Site, 
■ Home 
■ Away 
N Neutral



Average RPI Win: 145		WON-LOST	WINNING	LAST 10	STRENGTH OF	OPP. STRENGTH	TEAM	ADJ.	CONF.	ADJ CONF.
Average RPI Loss: 51		RECORD	PCT. RANK	GAMES	SCHEDULE	OF SCHEDULE	RPI	RPI	RPI	RPI
DIV. I ONLY		19- 7	47	6- 4	30	46	21	21	5	5
DIV. I NON-CONF.		11- 1	11	0- 0	101	101	15	15	4	4
TOTALS		RPI 1-25	RPI 26-50		W-L RECORDS		RPI 51-100	RPI 101-150	RPI 150+	
19- 7	3- 5	1- 1		OVERALL		1- 0	7- 0	7- 1		
9- 1	2- 1	1- 0		HOME		1- 0	3- 0	2- 0		
7- 6	0- 4	0- 1		AWAY		0- 0	3- 0	4- 1		
3- 0	1- 0	0- 0		NEUTRAL		0- 0	1- 0	1- 0		
11- 1	2- 1	0- 0		NON-CONFERENCE		1- 0	3- 0	5- 0		
4- 0	1- 0	0- 0		HOME		1- 0	1- 0	1- 0		
4- 1	0- 1	0- 0		AWAY		0- 0	1- 0	3- 0		
3- 0	1- 0	0- 0		NEUTRAL		0- 0	1- 0	1- 0		
8- 6	1- 4	1- 1		CONFERENCE		0- 0	4- 0	2- 1		
5- 1	1- 1	1- 0		HOME		0- 0	2- 0	1- 0		
3- 5	0- 3	0- 1		AWAY		0- 0	2- 0	1- 1		
0- 0	0- 0	0- 0		NEUTRAL		0- 0	0- 0	0- 0		

RPI	S	Opponent	Score	RPI	S	Opponent	Score	RPI	S	Opponent	Score	RPI	S	Opponent	Score
10	A	Oregon St.	67 75	26	A	California	58 82	80	H	South Dakota	96 82	117	H	Yale	81 51
10	H	Oregon St.	76 67	26	H	California	79 77					125	A	Colorado	79 67
11	A	Arizona St.	48 62									125	H	Colorado	85 82
13	N	Florida St.	80 68									131	A	UC Riverside	74 71
19	A	Oklahoma	80 90									141	N	Furman	101 69
22	H	Texas A&M	70 49									142	A	Oregon	91 69
25	A	Stanford	69 82									142	H	Oregon	70 55
25	H	Stanford	56 60									152	N	Hartford	81 70
												165	A	Arizona	79 69
												218	A	San Diego St.	69 48
												242	A	Utah	61 69
												242	H	Utah	63 51
												292	A	Portland	80 45
												294	H	Grambling	84 53
												319	A	Seattle	102 69
LAST 12 Division I GAMES:															
125	A	Colorado	79 67	242	H	Utah	63 51								
242	A	Utah	61 69	125	H	Colorado	85 82								
142	H	Oregon	70 55	10	A	Oregon St.	67 75								
10	H	Oregon St.	76 67	142	A	Oregon	91 69								
25	A	Stanford	69 82	26	H	California	79 77								
26	A	California	58 82	25	H	Stanford	56 60								

Non-Div I Games:

Washington

■ Loss, 
 ■ Non-Conf, 
 S Site, 
 ■ Home 
 ■ Away 
 N Neutral



Average RPI Win:	175	WON-LOST	WINNING	LAST 10	STRENGTH OF	OPP. STRENGTH	TEAM	ADJ.	CONF.	ADJ CONF.
Average RPI Loss:	44	RECORD	PCT. RANK	GAMES	SCHEDULE	OF SCHEDULE	RPI	RPI	RPI	RPI
DIV. I ONLY	14- 11	133	4- 6	50	21	68	68	5	5	
DIV. I NON-CONF.	9- 2	35	0- 0	134	21	48	48	4	4	
TOTALS	RPI 1-25	RPI 26-50	W-L RECORDS	RPI 51-100	RPI 101-150	RPI 150+				
14- 11	2- 5	1- 3	OVERALL	1- 1	2- 2	8- 0				
6- 5	1- 2	0- 2	HOME	0- 0	1- 1	4- 0				
7- 5	0- 3	1- 1	AWAY	1- 0	1- 1	4- 0				
1- 1	1- 0	0- 0	NEUTRAL	0- 1	0- 0	0- 0				
9- 2	2- 0	1- 1	NON-CONFERENCE	1- 1	0- 0	5- 0				
4- 1	1- 0	0- 1	HOME	0- 0	0- 0	3- 0				
4- 0	0- 0	1- 0	AWAY	1- 0	0- 0	2- 0				
1- 1	1- 0	0- 0	NEUTRAL	0- 1	0- 0	0- 0				
5- 9	0- 5	0- 2	CONFERENCE	0- 0	2- 2	3- 0				
2- 4	0- 2	0- 1	HOME	0- 0	1- 1	1- 0				
3- 5	0- 3	0- 1	AWAY	0- 0	1- 1	2- 0				
0- 0	0- 0	0- 0	NEUTRAL	0- 0	0- 0	0- 0				

RPI 1-25				RPI 26-50				RPI 51-100				Team's RPI: 68				RPI 101+			
RPI	S	Opponent	Score	RPI	S	Opponent	Score	RPI	S	Opponent	Score			RPI	S	Opponent	Score		
5	N	Maryland	70 64	26	A	California	54 57	54	N	Michigan	64 76			125	A	Colorado	51 72		
10	A	Oregon St.	70 73	26	H	California	62 70	97	A	Hampton	74 60			125	H	Colorado	73 68		
10	H	Oregon St.	56 61	33	H	Nebraska	61 82							142	A	Oregon	79 76		
11	A	Arizona St.	64 78	41	A	Gonzaga	59 58							142	H	Oregon	69 70		
15	H	Dayton	76 60											165	A	Arizona	81 70		
25	A	Stanford	56 75											204	H	Montana St.	82 61		
25	H	Stanford	76 86											241	H	Idaho St.	84 34		
														242	A	Utah	61 52		
														242	H	Utah	63 54		
														276	A	Loyola Marymount	87 60		
														319	H	Seattle	82 62		
														335	A	UC Santa Barbara	81 55		
LAST 12 Division I GAMES:																			
				242	A	Utah	61 52					125	H	Colorado	73 68				
				125	A	Colorado	51 72					242	H	Utah	63 54				
				10	H	Oregon St.	56 61					142	A	Oregon	79 76				
				142	H	Oregon	69 70					10	A	Oregon St.	70 73				
				26	A	California	54 57					25	H	Stanford	76 86				
				25	A	Stanford	56 75					26	H	California	62 70				

Non-Div I Games:

Washington St.



Average RPI Win:	252	WON-LOST	WINNING	LAST 10	STRENGTH OF	OPP. STRENGTH	TEAM	ADJ.	CONF.	ADJ CONF.
Average RPI Loss:	164	RECORD	PCT. RANK	GAMES	SCHEDULE	OF SCHEDULE	RPI	RPI	RPI	RPI
DIV. I ONLY	9- 13	226	6- 4	209	274	243	243	21	21	
DIV. I NON-CONF.	3- 6	233	0- 0	206	288	253	253	22	22	
TOTALS	RPI 1-25	RPI 26-50	W-L RECORDS	RPI 51-100	RPI 101-150	RPI 150+				
9- 13	0- 0	0- 0	OVERALL	0- 3	0- 3	9- 7				
5- 6	0- 0	0- 0	HOME	0- 2	0- 1	5- 3				
4- 6	0- 0	0- 0	AWAY	0- 1	0- 2	4- 3				
0- 1	0- 0	0- 0	NEUTRAL	0- 0	0- 0	0- 1				
3- 6	0- 0	0- 0	NON-CONFERENCE	0- 3	0- 0	3- 3				
1- 3	0- 0	0- 0	HOME	0- 2	0- 0	1- 1				
2- 2	0- 0	0- 0	AWAY	0- 1	0- 0	2- 1				
0- 1	0- 0	0- 0	NEUTRAL	0- 0	0- 0	0- 1				
6- 7	0- 0	0- 0	CONFERENCE	0- 0	0- 3	6- 4				
4- 3	0- 0	0- 0	HOME	0- 0	0- 1	4- 2				
2- 4	0- 0	0- 0	AWAY	0- 0	0- 2	2- 2				
0- 0	0- 0	0- 0	NEUTRAL	0- 0	0- 0	0- 0				

RPI S	Opponent	Score	RPI S	Opponent	Score	RPI S	Opponent	Score	RPI S	Opponent	Score	Team's RPI: 243
						58	H Oklahoma St.	49 55	115	H North Dakota	54 57	
						64	A BYU	53 64	118	A Montana	43 53	
						66	H San Diego	50 59	150	A Sacramento St.	65 108	
									151	A New Mexico St.	100 97	
									153	H Eastern Wash.	55 69	
									183	H Northern Colo.	59 52	
									185	N Eastern Mich.	42 57	
									204	A Montana St.	54 62	
									206	H Idaho	60 67	
									213	H Cal St. Fullerton	68 70	
									231	A Southern Utah	50 48	
									231	H Southern Utah	60 39	
									241	H Idaho St.	63 57	
									266	A Northern Ariz.	52 56	
									266	H Northern Ariz.	66 53	
									308	A Portland St.	60 51	
									310	H Denver	65 63	
									328	A Utah Valley	40 61	
									344	A Air Force	71 53	
LAST 12 Division I GAMES:												
			266	A Northern Ariz.	52 56	308	A Portland St.	60 51				
			231	A Southern Utah	50 48	231	H Southern Utah	60 39				
			241	H Idaho St.	63 57	266	H Northern Ariz.	66 53				
			183	H Northern Colo.	59 52	204	A Montana St.	54 62				
			115	H North Dakota	54 57	118	A Montana	43 53				
			150	A Sacramento St.	65 108	206	H Idaho	60 67				

Non-Div I Games: Montana Western 77 31 Bristol 94 48

Weber St.

Loss, Non-Conf, S Site, H Home A Away N Neutral



## West Virginia

Through Games Of Feb. 15, 2015

Average RPI Win:	167	WON-LOST	WINNING	LAST 10	STRENGTH OF	OPP. STRENGTH	TEAM	ADJ.	CONF.	ADJ CONF.
Average RPI Loss:	45	RECORD	PCT. RANK	GAMES	SCHEDULE	OF SCHEDULE	RPI	RPI	RPI	RPI
DIV. I ONLY	15- 10	112	5- 5	36	54	61	61	1	1	
DIV. I NON-CONF.	10- 2	31	0- 0	187	278	58	58	1	1	
TOTALS	RPI 1-25	RPI 26-50	W-L RECORDS	RPI 51-100	RPI 101-150	RPI 150+				
15- 10	1- 3	1- 4	OVERALL	5- 3	1- 0	7- 0				
12- 2	1- 1	1- 0	HOME	4- 1	0- 0	6- 0				
2- 8	0- 2	0- 4	AWAY	1- 2	0- 0	1- 0				
1- 0	0- 0	0- 0	NEUTRAL	0- 0	1- 0	0- 0				
10- 2	0- 0	1- 2	NON-CONFERENCE	1- 0	1- 0	7- 0				
8- 0	0- 0	1- 0	HOME	1- 0	0- 0	6- 0				
1- 2	0- 0	0- 2	AWAY	0- 0	0- 0	1- 0				
1- 0	0- 0	0- 0	NEUTRAL	0- 0	1- 0	0- 0				
5- 8	1- 3	0- 2	CONFERENCE	4- 3	0- 0	0- 0				
4- 2	1- 1	0- 0	HOME	3- 1	0- 0	0- 0				
1- 6	0- 2	0- 2	AWAY	1- 2	0- 0	0- 0				
0- 0	0- 0	0- 0	NEUTRAL	0- 0	0- 0	0- 0				

RPI 1-25				RPI 26-50				RPI 51-100				RPI 101+			
RPI	S	Opponent	Score	RPI	S	Opponent	Score	RPI	S	Opponent	Score	RPI	S	Opponent	Score
2	A	Baylor	51 79	28	A	Texas	55 61	53	H	Duquesne	79 60	127	N	Marshall	69 56
2	H	Baylor	62 66	32	A	Mississippi St.	61 74	58	A	Oklahoma St.	61 49	170	H	Fairfield	67 53
19	A	Oklahoma	60 71	36	A	Ohio St.	54 96	62	H	Kansas St.	63 51	247	H	Evansville	83 39
19	H	Oklahoma	78 69	44	H	Seton Hall	89 87	79	H	TCU	76 71	269	H	Eastern Ky.	67 42
				48	A	Iowa St.	43 61	85	A	Kansas	59 65	298	H	IPFW	82 48
								85	H	Kansas	59 56	325	H	Saint Francis (PA)	101 46
								100	A	Texas Tech	57 73	329	A	Fairleigh Dickinson	80 52
								100	H	Texas Tech	45 55	339	H	Coppin St.	83 43
LAST 12 Division I GAMES:															
2	A	Baylor	51 79	85	A	Kansas	59 65								
85	H	Kansas	59 56	62	H	Kansas St.	63 51								
48	A	Iowa St.	43 61	58	A	Oklahoma St.	61 49								
79	H	TCU	76 71	100	H	Texas Tech	45 55								
19	H	Oklahoma	78 69	2	H	Baylor	62 66								
100	A	Texas Tech	57 73	28	A	Texas	55 61								

Non-Div I Games:

West Virginia

■ Loss, 
 ■ Non-Conf, 
 ■ S Site, 
 ■ H Home 
 ■ A Away 
 N Neutral



Average RPI Win:	273	WON-LOST	WINNING	LAST 10	STRENGTH OF	OPP. STRENGTH	TEAM	ADJ.	CONF.	ADJ CONF.
Average RPI Loss:	199	RECORD	PCT. RANK	GAMES	SCHEDULE	OF SCHEDULE	RPI	RPI	RPI	RPI
DIV. I ONLY	6- 16	290	1- 9	304	281	311	311	20	20	
DIV. I NON-CONF.	5- 7	204	0- 1	342	320	304	304	20	20	
TOTALS	RPI 1-25	RPI 26-50	W-L RECORDS	RPI 51-100	RPI 101-150	RPI 150+				
6- 16	0- 1	0- 0	OVERALL	0- 0	0- 3	6- 12				
3- 5	0- 0	0- 0	HOME	0- 0	0- 1	3- 4				
2- 10	0- 1	0- 0	AWAY	0- 0	0- 2	2- 7				
1- 1	0- 0	0- 0	NEUTRAL	0- 0	0- 0	1- 1				
5- 7	0- 0	0- 0	NON-CONFERENCE	0- 0	0- 0	5- 7				
2- 2	0- 0	0- 0	HOME	0- 0	0- 0	2- 2				
2- 4	0- 0	0- 0	AWAY	0- 0	0- 0	2- 4				
1- 1	0- 0	0- 0	NEUTRAL	0- 0	0- 0	1- 1				
1- 9	0- 1	0- 0	CONFERENCE	0- 0	0- 3	1- 5				
1- 3	0- 0	0- 0	HOME	0- 0	0- 1	1- 2				
0- 6	0- 1	0- 0	AWAY	0- 0	0- 2	0- 3				
0- 0	0- 0	0- 0	NEUTRAL	0- 0	0- 0	0- 0				

RPI 1-25				RPI 26-50				RPI 51-100				RPI 101+				Team's RPI: 311	
RPI	S	Opponent	Score	RPI	S	Opponent	Score	RPI	S	Opponent	Score	RPI	S	Opponent	Score		
24	A	Chattanooga	52 83									114	A	East Tenn. St.	40 51		
												114	H	East Tenn. St.	60 63		
												141	A	Furman	72 84		
												180	A	Mercer	60 82		
												180	H	Mercer	51 68		
												182	A	Samford	52 68		
												182	H	Samford	50 60		
												199	A	Virginia Tech	58 79		
												201	H	USC Upstate	63 59		
												202	A	Wake Forest	59 77		
												226	H	Campbell	67 57		
												238	H	Presbyterian	44 51		
												253	A	UNCW	64 53		
												257	A	Bethune-Cookman	53 63		
												263	A	North Florida	45 62		
												269	N	Eastern Ky.	62 71		
												304	H	UNC Greensboro	70 49		
												307	A	Wofford	49 59		
												326	A	UNC Asheville	79 66		
												330	N	FIU	83 69		
												331	H	N.C. Central	59 64		
LAST 12 Division I GAMES:																	
114	A	East Tenn. St.	40 51	182	A	Samford	52 68										
180	A	Mercer	60 82	24	A	Chattanooga	52 83										
114	H	East Tenn. St.	60 63	182	H	Samford	50 60										
307	A	Wofford	49 59	180	H	Mercer	51 68										
141	A	Furman	72 84	257	A	Bethune-Cookman	53 63										
304	H	UNC Greensboro	70 49	202	A	Wake Forest	59 77										

Non-Div I Games: North Greenville 75 74 Livingstone 66 55 Montreat 110 37

Western Caro.

Loss, Non-Conf, S Site, H Home A Away N Neutral



Average RPI Win: <b>294</b>	WON-LOST	WINNING	LAST 10	STRENGTH OF	OPP. STRENGTH	TEAM	ADJ.	CONF.	ADJ CONF.
Average RPI Loss: <b>172</b>	RECORD	PCT. RANK	GAMES	SCHEDULE	OF SCHEDULE	RPI	RPI	RPI	RPI
DIV. I ONLY	<b>14- 9</b>	<b>106</b>	<b>6- 4</b>	<b>341</b>	<b>291</b>	<b>224</b>	<b>224</b>	<b>25</b>	<b>25</b>
DIV. I NON-CONF.	<b>6- 5</b>	<b>145</b>	<b>0- 0</b>	<b>344</b>	<b>329</b>	<b>258</b>	<b>258</b>	<b>25</b>	<b>25</b>
TOTALS	RPI 1-25	RPI 26-50	W-L RECORDS	RPI 51-100	RPI 101-150	RPI 150+			
14- 9	0- 0	0- 0	OVERALL	0- 2	0- 2	14- 5			
7- 3	0- 0	0- 0	HOME	0- 2	0- 1	7- 0			
7- 6	0- 0	0- 0	AWAY	0- 0	0- 1	7- 5			
0- 0	0- 0	0- 0	NEUTRAL	0- 0	0- 0	0- 0			
6- 5	0- 0	0- 0	NON-CONFERENCE	0- 0	0- 2	6- 3			
3- 1	0- 0	0- 0	HOME	0- 0	0- 1	3- 0			
3- 4	0- 0	0- 0	AWAY	0- 0	0- 1	3- 3			
0- 0	0- 0	0- 0	NEUTRAL	0- 0	0- 0	0- 0			
8- 4	0- 0	0- 0	CONFERENCE	0- 2	0- 0	8- 2			
4- 2	0- 0	0- 0	HOME	0- 2	0- 0	4- 0			
4- 2	0- 0	0- 0	AWAY	0- 0	0- 0	4- 2			
0- 0	0- 0	0- 0	NEUTRAL	0- 0	0- 0	0- 0			

RPI 1-25				RPI 26-50				RPI 51-100				RPI 101+ Team's RPI: 224			
RPI	S	Opponent	Score	RPI	S	Opponent	Score	RPI	S	Opponent	Score	RPI	S	Opponent	Score
								71	H	South Dakota St.	61 74	115	H	North Dakota	77 85
								80	H	South Dakota	87 101	116	A	Missouri	52 89
												181	A	Oral Roberts	73 76
												211	A	Ill.-Chicago	54 67
												212	A	Fla. Atlantic	88 90
												239	A	IUPUI	69 62
												239	H	IUPUI	73 62
												262	A	Marquette	57 65
												265	A	North Dakota St.	66 60
												265	H	North Dakota St.	88 66
												278	H	Milwaukee	79 59
												298	A	IPFW	98 85
												298	H	IPFW	59 55
												301	A	Omaha	51 54
												301	H	Omaha	71 56
												305	A	Southeast Mo. St.	79 62
												310	A	Denver	93 66
												312	H	Eastern Ill.	63 54
												314	A	Bradley	75 63
												342	H	UMKC	71 48
												345	A	Chicago St.	90 55
LAST 12 Division I GAMES:															
239	A	IUPUI	69 62	71	H	South Dakota St.	61 74								
301	A	Omaha	51 54	181	A	Oral Roberts	73 76								
265	A	North Dakota St.	66 60	310	A	Denver	93 66								
298	H	IPFW	59 55	80	H	South Dakota	87 101								
239	H	IUPUI	73 62	301	H	Omaha	71 56								
265	H	North Dakota St.	88 66	298	A	IPFW	98 85								

Non-Div I Games: Eureka 91 50 William Woods 89 42

Western Ill.



Average RPI Win:	191	WON-LOST	WINNING	LAST 10	STRENGTH OF	OPP. STRENGTH	TEAM	ADJ.	CONF.	ADJ CONF.
Average RPI Loss:	78	RECORD	PCT. RANK	GAMES	SCHEDULE	OF SCHEDULE	RPI	RPI	RPI	RPI
DIV. I ONLY	21- 4	21	8- 2	102	160	34	34	17	17	
DIV. I NON-CONF.	11- 2	29	0- 0	44	182	14	14	17	17	
TOTALS	RPI 1-25	RPI 26-50	W-L RECORDS	RPI 51-100	RPI 101-150	RPI 150+				
21- 4	0- 1	1- 1	OVERALL	1- 1	7- 0	12- 1				
10- 1	0- 0	0- 0	HOME	1- 1	4- 0	5- 0				
10- 3	0- 1	0- 1	AWAY	0- 0	3- 0	7- 1				
1- 0	0- 0	1- 0	NEUTRAL	0- 0	0- 0	0- 0				
11- 2	0- 1	1- 1	NON-CONFERENCE	1- 0	4- 0	5- 0				
6- 0	0- 0	0- 0	HOME	1- 0	2- 0	3- 0				
4- 2	0- 1	0- 1	AWAY	0- 0	2- 0	2- 0				
1- 0	0- 0	1- 0	NEUTRAL	0- 0	0- 0	0- 0				
10- 2	0- 0	0- 0	CONFERENCE	0- 1	3- 0	7- 1				
4- 1	0- 0	0- 0	HOME	0- 1	2- 0	2- 0				
6- 1	0- 0	0- 0	AWAY	0- 0	1- 0	5- 1				
0- 0	0- 0	0- 0	NEUTRAL	0- 0	0- 0	0- 0				

RPI 1-25				RPI 26-50				Team's RPI: 34				RPI 51-100				RPI 101+			
RPI	S	Opponent	Score	RPI	S	Opponent	Score	RPI	S	Opponent	Score	RPI	S	Opponent	Score	RPI	S	Opponent	Score
8	A	Louisville	67 89	32	A	Mississippi St.	77 88	84	H	Albany (NY)	63 54	106	A	Hofstra	70 65				
				43	N	Tulane	69 64	93	H	Southern Miss.	61 63	107	H	Ole Miss	98 69				
												113	H	Louisiana Tech	82 66				
												125	A	Colorado	79 78				
												127	A	Marshall	67 53				
												127	H	Marshall	74 60				
												136	H	Ball St.	84 59				
												155	A	Old Dominion	76 60				
												164	A	Belmont	66 50				
												177	A	UTSA	63 64				
												208	A	Charlotte	76 61				
												212	H	Fla. Atlantic	80 43				
												249	A	UTEP	80 74				
												250	A	Austin Peay	91 68				
												256	A	Rice	83 76				
												261	H	Central Ark.	93 57				
												288	H	Alabama St.	93 54				
												323	A	North Texas	77 49				
												330	H	FIU	81 42				
												341	H	Alabama A&M	96 44				
LAST 12 Division I GAMES:																			
127	H	Marshall	74 60	249	A	UTEP	80 74												
256	A	Rice	83 76	330	H	FIU	81 42												
323	A	North Texas	77 49	212	H	Fla. Atlantic	80 43												
93	H	Southern Miss.	61 63	155	A	Old Dominion	76 60												
113	H	Louisiana Tech	82 66	208	A	Charlotte	76 61												
177	A	UTSA	63 64	127	A	Marshall	67 53												

Non-Div I Games:

Western Ky.

■ Loss, 
 ■ Non-Conf, S Site, 
 ■ Home 
 ■ Away 
 N Neutral



Average RPI Win:	209	WON-LOST	WINNING	LAST 10	STRENGTH OF	OPP. STRENGTH	TEAM	ADJ.	CONF.	ADJ CONF.
Average RPI Loss:	93	RECORD	PCT. RANK	GAMES	SCHEDULE	OF SCHEDULE	RPI	RPI	RPI	RPI
DIV. I ONLY	14- 8	93	7- 3	149	152	92	92	16	16	
DIV. I NON-CONF.	5- 4	139	0- 0	245	74	122	122	18	18	
TOTALS	RPI 1-25	RPI 26-50	W-L RECORDS	RPI 51-100	RPI 101-150	RPI 150+				
14- 8	0- 1	0- 1	OVERALL	2- 2	2- 3	10- 1				
7- 2	0- 0	0- 0	HOME	2- 0	1- 2	4- 0				
6- 6	0- 1	0- 1	AWAY	0- 2	1- 1	5- 1				
1- 0	0- 0	0- 0	NEUTRAL	0- 0	0- 0	1- 0				
5- 4	0- 1	0- 1	NON-CONFERENCE	0- 1	0- 0	5- 1				
2- 0	0- 0	0- 0	HOME	0- 0	0- 0	2- 0				
2- 4	0- 1	0- 1	AWAY	0- 1	0- 0	2- 1				
1- 0	0- 0	0- 0	NEUTRAL	0- 0	0- 0	1- 0				
9- 4	0- 0	0- 0	CONFERENCE	2- 1	2- 3	5- 0				
5- 2	0- 0	0- 0	HOME	2- 0	1- 2	2- 0				
4- 2	0- 0	0- 0	AWAY	0- 1	1- 1	3- 0				
0- 0	0- 0	0- 0	NEUTRAL	0- 0	0- 0	0- 0				

RPI 1-25				RPI 26-50				RPI 51-100 Team's RPI: 92				RPI 101+			
RPI	S	Opponent	Score	RPI	S	Opponent	Score	RPI	S	Opponent	Score	RPI	S	Opponent	Score
23	A	Green Bay	55 70	36	A	Ohio St.	46 83	54	A	Michigan	47 74	120	A	Buffalo	62 59
								60	H	Ohio	61 51	120	H	Buffalo	44 54
								67	A	Akron	66 69	121	H	Toledo	46 65
								67	H	Akron	67 61	136	A	Ball St.	36 54
												137	H	Central Mich.	69 64
												185	H	Eastern Mich.	83 56
												186	A	Stony Brook	55 59
												188	N	Holy Cross	51 40
												189	H	Massachusetts	63 41
												233	A	Detroit	71 57
												251	A	Northern Ill.	60 51
												265	H	North Dakota St.	74 59
												280	H	Bowling Green	82 52
												300	A	Miami (OH)	61 53
												302	A	Kent St.	78 55
												345	A	Chicago St.	73 43
LAST 12 Division I GAMES:															
120	H	Buffalo	44 54	302	A	Kent St.	78 55								
251	A	Northern Ill.	60 51	280	H	Bowling Green	82 52								
137	H	Central Mich.	69 64	121	H	Toledo	46 65								
67	A	Akron	66 69	120	A	Buffalo	62 59								
300	A	Miami (OH)	61 53	136	A	Ball St.	36 54								
185	H	Eastern Mich.	83 56	60	H	Ohio	61 51								

Non-Div I Games: Kentucky St. 70 45 Trine 81 45

Western Mich.



Average RPI Win:	207	WON-LOST	WINNING	LAST 10	STRENGTH OF	OPP. STRENGTH	TEAM	ADJ.	CONF.	ADJ CONF.
Average RPI Loss:	61	RECORD	PCT. RANK	GAMES	SCHEDULE	OF SCHEDULE	RPI	RPI	RPI	RPI
DIV. I ONLY	20- 4	24	4- 0	225	108	56	56	18	18	
DIV. I NON-CONF.	9- 3	60	2- 0	96	43	51	51	16	16	
TOTALS	RPI 1-25	RPI 26-50	W-L RECORDS	RPI 51-100	RPI 101-150	RPI 150+				
20- 4	0- 2	1- 0	OVERALL	2- 1	2- 0	15- 1				
14- 0	0- 0	0- 0	HOME	2- 0	1- 0	11- 0				
4- 3	0- 1	0- 0	AWAY	0- 1	1- 0	3- 1				
2- 1	0- 1	1- 0	NEUTRAL	0- 0	0- 0	1- 0				
9- 3	0- 2	1- 0	NON-CONFERENCE	2- 0	0- 0	6- 1				
7- 0	0- 0	0- 0	HOME	2- 0	0- 0	5- 0				
0- 2	0- 1	0- 0	AWAY	0- 0	0- 0	0- 1				
2- 1	0- 1	1- 0	NEUTRAL	0- 0	0- 0	1- 0				
11- 1	0- 0	0- 0	CONFERENCE	0- 1	2- 0	9- 0				
7- 0	0- 0	0- 0	HOME	0- 0	1- 0	6- 0				
4- 1	0- 0	0- 0	AWAY	0- 1	1- 0	3- 0				
0- 0	0- 0	0- 0	NEUTRAL	0- 0	0- 0	0- 0				

RPI 1-25				RPI 26-50				RPI 51-100 Team's RPI: 56				RPI 101+			
RPI	S	Opponent	Score	RPI	S	Opponent	Score	RPI	S	Opponent	Score	RPI	S	Opponent	Score
1	A	Tennessee	51 54	36	N	Ohio St.	70 55	62	H	Kansas St.	51 48	104	H	Southern Ill.	80 61
16	N	FGCU	39 56					69	H	Creighton	65 56	111	A	UNI	70 52
								72	A	Drake	61 64	153	A	Eastern Wash.	58 86
												158	H	Indiana St.	63 52
												167	N	Clemson	63 48
												191	H	Texas-Arlington	71 61
												194	A	Missouri St.	71 59
												194	H	Missouri St.	69 50
												210	H	La.-Monroe	57 42
												221	H	Winthrop	66 20
												247	H	Evansville	54 44
												295	A	Loyola Chicago	65 41
												295	H	Loyola Chicago	64 55
												303	H	Sam Houston St.	70 46
												314	A	Bradley	61 45
												314	H	Bradley	66 36
												318	H	Illinois St.	85 38
												337	H	Ark.-Pine Bluff	55 26
LAST 12 Division I GAMES:															
191	H	Texas-Arlington	71 61	111	A	UNI	70 52								
337	H	Ark.-Pine Bluff	55 26	104	H	Southern Ill.	80 61								
314	H	Bradley	66 36	318	H	Illinois St.	85 38								
295	H	Loyola Chicago	64 55	295	A	Loyola Chicago	65 41								
194	H	Missouri St.	69 50	314	A	Bradley	61 45								
72	A	Drake	61 64	194	A	Missouri St.	71 59								

Non-Div I Games:

Wichita St.

■ Loss, 
■ Non-Conf, 
■ S Site, 
■ H Home 
■ A Away 
N Neutral



Average RPI Win:	219	WON-LOST	WINNING	LAST 10	STRENGTH OF	OPP. STRENGTH	TEAM	ADJ.	CONF.	ADJ CONF.
Average RPI Loss:	131	RECORD	PCT. RANK	GAMES	SCHEDULE	OF SCHEDULE	RPI	RPI	RPI	RPI
DIV. I ONLY	12- 13	186	6- 4	136	193	166	166	13	13	
DIV. I NON-CONF.	6- 5	145	0- 0	193	302	161	161	11	11	
TOTALS	RPI 1-25	RPI 26-50	W-L RECORDS	RPI 51-100	RPI 101-150	RPI 150+				
12- 13	0- 2	0- 0	OVERALL	1- 3	2- 2	9- 6				
6- 6	0- 1	0- 0	HOME	0- 3	2- 1	4- 1				
6- 7	0- 1	0- 0	AWAY	1- 0	0- 1	5- 5				
0- 0	0- 0	0- 0	NEUTRAL	0- 0	0- 0	0- 0				
6- 5	0- 0	0- 0	NON-CONFERENCE	0- 2	1- 0	5- 3				
3- 2	0- 0	0- 0	HOME	0- 2	1- 0	2- 0				
3- 3	0- 0	0- 0	AWAY	0- 0	0- 0	3- 3				
0- 0	0- 0	0- 0	NEUTRAL	0- 0	0- 0	0- 0				
6- 8	0- 2	0- 0	CONFERENCE	1- 1	1- 2	4- 3				
3- 4	0- 1	0- 0	HOME	0- 1	1- 1	2- 1				
3- 4	0- 1	0- 0	AWAY	1- 0	0- 1	2- 2				
0- 0	0- 0	0- 0	NEUTRAL	0- 0	0- 0	0- 0				

RPI 1-25				RPI 26-50				RPI 51-100				RPI 101+ Team's RPI: 166			
RPI	S	Opponent	Score	RPI	S	Opponent	Score	RPI	S	Opponent	Score	RPI	S	Opponent	Score
20	A	James Madison	50 92					77	H	Maine	51 54	106	A	Hofstra	46 52
20	H	James Madison	43 65					78	A	Drexel	72 68	106	H	Hofstra	57 56
								78	H	Drexel	46 49	122	H	Elon	59 72
								90	H	Richmond	56 59	123	H	VCU	56 48
												155	A	Old Dominion	58 65
												172	A	Delaware	50 48
												172	H	Delaware	56 61
												187	A	La Salle	71 78
												190	A	High Point	80 87
												195	A	Radford	81 71
												214	A	N.C. A&T	59 57
												227	A	Towson	69 77
												253	A	UNCW	62 63
												253	H	UNCW	67 62
												264	H	Loyola Maryland	72 71
												275	H	Col. of Charleston	74 59
												290	A	Northeastern	72 66
												307	A	Wofford	71 51
												347	H	Longwood	90 55
LAST 12 Division I GAMES:															
275	H	Col. of Charleston	74 59	106	H	Hofstra	57 56								
172	H	Delaware	56 61	20	A	James Madison	50 92								
106	A	Hofstra	46 52	172	A	Delaware	50 48								
78	A	Drexel	72 68	78	H	Drexel	46 49								
290	A	Northeastern	72 66	20	H	James Madison	43 65								
253	H	UNCW	67 62	122	H	Elon	59 72								

Non-Div I Games:

William &amp; Mary

■ Loss, 
 ■ Non-Conf, 
 ■ S Site, 
 ■ H Home 
 ■ A Away 
 N Neutral



Average RPI Win:	272	WON-LOST	WINNING	LAST 10	STRENGTH OF	OPP. STRENGTH	TEAM	ADJ.	CONF.	ADJ CONF.
Average RPI Loss:	177	RECORD	PCT. RANK	GAMES	SCHEDULE	OF SCHEDULE	RPI	RPI	RPI	RPI
DIV. I ONLY	13- 11	148	6- 4	297	310	221	221	29	29	
DIV. I NON-CONF.	3- 5	214	0- 0	127	50	183	183	32	32	
TOTALS	RPI 1-25	RPI 26-50	W-L RECORDS	RPI 51-100	RPI 101-150	RPI 150+				
13- 11	0- 1	0- 1	OVERALL	1- 1	0- 1	12- 7				
9- 2	0- 0	0- 0	HOME	1- 0	0- 1	8- 1				
4- 8	0- 1	0- 1	AWAY	0- 1	0- 0	4- 5				
0- 1	0- 0	0- 0	NEUTRAL	0- 0	0- 0	0- 1				
3- 5	0- 1	0- 1	NON-CONFERENCE	0- 1	0- 1	3- 1				
2- 1	0- 0	0- 0	HOME	0- 0	0- 1	2- 0				
1- 3	0- 1	0- 1	AWAY	0- 1	0- 0	1- 0				
0- 1	0- 0	0- 0	NEUTRAL	0- 0	0- 0	0- 1				
10- 6	0- 0	0- 0	CONFERENCE	1- 0	0- 0	9- 6				
7- 1	0- 0	0- 0	HOME	1- 0	0- 0	6- 1				
3- 5	0- 0	0- 0	AWAY	0- 0	0- 0	3- 5				
0- 0	0- 0	0- 0	NEUTRAL	0- 0	0- 0	0- 0				

RPI 1-25				RPI 26-50				RPI 51-100				RPI 101+ Team's RPI: 221			
RPI	S	Opponent	Score	RPI	S	Opponent	Score	RPI	S	Opponent	Score	RPI	S	Opponent	Score
1	A	Tennessee	48 81	36	A	Ohio St.	52 66	56	A	Wichita St.	20 66	141	H	Furman	55 73
								83	H	Liberty	63 58	175	H	Auburn	56 54
												190	A	High Point	55 81
												190	H	High Point	91 74
												195	A	Radford	47 55
												223	N	George Mason	57 69
												226	A	Campbell	52 62
												226	H	Campbell	61 59
												238	H	Presbyterian	54 51
												245	H	Davidson	75 60
												281	A	Gardner-Webb	62 75
												281	H	Gardner-Webb	65 79
												317	A	Coastal Caro.	62 81
												326	A	UNC Asheville	57 54
												326	H	UNC Asheville	75 55
												331	A	N.C. Central	71 63
												347	A	Longwood	63 62
												347	H	Longwood	81 48
												348	A	Charleston So.	79 50
												348	H	Charleston So.	77 40
LAST 12 Division I GAMES:															
281	A	Gardner-Webb	62 75	238	H	Presbyterian	54 51								
190	H	High Point	91 74	83	H	Liberty	63 58								
326	A	UNC Asheville	57 54	317	A	Coastal Caro.	62 81								
226	A	Campbell	52 62	195	A	Radford	47 55								
347	A	Longwood	63 62	190	A	High Point	55 81								
348	H	Charleston So.	77 40	326	H	UNC Asheville	75 55								

Non-Div I Games: Gallaudet 117 43

Winthrop

■ Loss, 
 ■ Non-Conf, 
 ■ S Site, 
 ■ H Home 
 ■ A Away 
 N Neutral



Average RPI Win:	167	WON-LOST	WINNING	LAST 10	STRENGTH OF	OPP. STRENGTH	TEAM	ADJ.	CONF.	ADJ CONF.
Average RPI Loss:	47	RECORD	PCT. RANK	GAMES	SCHEDULE	OF SCHEDULE	RPI	RPI	RPI	RPI
DIV. I ONLY	8- 16	259	2- 8	27	7	135	135	4	4	
DIV. I NON-CONF.	4- 6	207	0- 0	84	10	144	144	2	2	
TOTALS	RPI 1-25	RPI 26-50	W-L RECORDS	RPI 51-100	RPI 101-150	RPI 150+				
8- 16	0- 3	0- 9	OVERALL	3- 2	1- 2	4- 0				
5- 6	0- 1	0- 5	HOME	1- 0	0- 0	4- 0				
3- 8	0- 1	0- 4	AWAY	2- 1	1- 2	0- 0				
0- 2	0- 1	0- 0	NEUTRAL	0- 1	0- 0	0- 0				
4- 6	0- 2	0- 2	NON-CONFERENCE	0- 2	1- 0	3- 0				
3- 1	0- 0	0- 1	HOME	0- 0	0- 0	3- 0				
1- 3	0- 1	0- 1	AWAY	0- 1	1- 0	0- 0				
0- 2	0- 1	0- 0	NEUTRAL	0- 1	0- 0	0- 0				
4- 10	0- 1	0- 7	CONFERENCE	3- 0	0- 2	1- 0				
2- 5	0- 1	0- 4	HOME	1- 0	0- 0	1- 0				
2- 5	0- 0	0- 3	AWAY	2- 0	0- 2	0- 0				
0- 0	0- 0	0- 0	NEUTRAL	0- 0	0- 0	0- 0				

RPI 1-25				RPI 26-50				RPI 51-100				RPI 101+ Team's RPI: 135			
RPI	S	Opponent	Score	RPI	S	Opponent	Score	RPI	S	Opponent	Score	RPI	S	Opponent	Score
6	N	South Carolina	44 67	33	A	Nebraska	63 70	51	N	East Carolina	43 61	105	A	Michigan St.	71 77
7	H	Iowa	75 87	33	H	Nebraska	72 89	54	H	Michigan	63 53	143	A	Florida	51 48
23	A	Green Bay	43 53	35	H	Rutgers	63 73	72	A	Drake	77 89	145	A	Indiana	52 69
				36	H	Ohio St.	73 85	88	A	Illinois	73 62	181	H	Oral Roberts	70 52
				37	A	Northwestern	46 68	94	A	Purdue	65 56	193	H	Penn St.	65 46
				40	A	Minnesota	82 93					262	H	Marquette	89 64
				40	H	Minnesota	60 72					318	H	Illinois St.	71 60
				42	A	Miami (FL)	54 66								
				45	H	Vanderbilt	58 67								
LAST 12 Division I GAMES:															
				33	A	Nebraska	63 70	33	H	Nebraska	72 89				
				40	A	Minnesota	82 93	35	H	Rutgers	63 73				
				7	H	Iowa	75 87	94	A	Purdue	65 56				
				88	A	Illinois	73 62	145	A	Indiana	52 69				
				36	H	Ohio St.	73 85	193	H	Penn St.	65 46				
				105	A	Michigan St.	71 77	40	H	Minnesota	60 72				

Non-Div I Games:

Wisconsin

■ Loss, 
■ Non-Conf, 
■ S Site, 
■ H Home 
■ A Away 
N Neutral



Average RPI Win: <b>324</b>	WON-LOST	WINNING	LAST 10	STRENGTH OF	OPP. STRENGTH	TEAM	ADJ.	CONF.	ADJ CONF.
Average RPI Loss: <b>178</b>	RECORD	PCT. RANK	GAMES	SCHEDULE	OF SCHEDULE	RPI	RPI	RPI	RPI
DIV. I ONLY	5- 18	307	2- 7	213	328	307	307	20	20
DIV. I NON-CONF.	3- 10	287	1- 0	312	349	329	329	20	20
TOTALS	RPI 1-25	RPI 26-50	W-L RECORDS	RPI 51-100	RPI 101-150	RPI 150+			
5- 18	0- 2	0- 0	OVERALL	0- 1	0- 3	5- 12			
3- 7	0- 1	0- 0	HOME	0- 0	0- 1	3- 5			
2- 10	0- 1	0- 0	AWAY	0- 1	0- 2	2- 6			
0- 1	0- 0	0- 0	NEUTRAL	0- 0	0- 0	0- 1			
3- 10	0- 0	0- 0	NON-CONFERENCE	0- 1	0- 0	3- 9			
1- 4	0- 0	0- 0	HOME	0- 0	0- 0	1- 4			
2- 5	0- 0	0- 0	AWAY	0- 1	0- 0	2- 4			
0- 1	0- 0	0- 0	NEUTRAL	0- 0	0- 0	0- 1			
2- 8	0- 2	0- 0	CONFERENCE	0- 0	0- 3	2- 3			
2- 3	0- 1	0- 0	HOME	0- 0	0- 1	2- 1			
0- 5	0- 1	0- 0	AWAY	0- 0	0- 2	0- 2			
0- 0	0- 0	0- 0	NEUTRAL	0- 0	0- 0	0- 0			

RPI 1-25				RPI 26-50				RPI 51-100				RPI 101+ Team's RPI: 307			
RPI	S	Opponent	Score	RPI	S	Opponent	Score	RPI	S	Opponent	Score	RPI	S	Opponent	Score
24	A	Chattanooga	41 <b>68</b>					60	A	Ohio	37 <b>84</b>	114	A	East Tenn. St.	47 <b>69</b>
24	H	Chattanooga	43 <b>70</b>									114	H	East Tenn. St.	47 <b>79</b>
												141	A	Furman	56 <b>58</b>
												166	H	William & Mary	51 <b>71</b>
												178	A	Xavier	51 <b>75</b>
												180	A	Mercer	51 <b>80</b>
												182	A	Samford	50 <b>69</b>
												182	H	Samford	43 <b>68</b>
												192	A	Jacksonville St.	55 <b>70</b>
												195	A	Radford	59 <b>60</b>
												263	A	North Florida	60 <b>68</b>
												281	H	Gardner-Webb	60 <b>65</b>
												282	H	South Carolina St.	53 <b>59</b>
												299	H	NJIT	50 <b>76</b>
												304	H	UNC Greensboro	77 64
												311	H	Western Caro.	59 49
												326	A	UNC Asheville	70 52
												330	N	FIU	75 <b>83</b>
												331	A	N.C. Central	69 55
												348	H	Charleston So.	55 48
LAST 12 Division I GAMES:															
182	H	Samford	43 <b>68</b>	114	A	East Tenn. St.	47 <b>69</b>								
24	A	Chattanooga	41 <b>68</b>	180	A	Mercer	51 <b>80</b>								
182	A	Samford	50 <b>69</b>	114	H	East Tenn. St.	47 <b>79</b>								
311	H	Western Caro.	59 49	24	H	Chattanooga	43 <b>70</b>								
304	H	UNC Greensboro	77 64	331	A	N.C. Central	69 55								
141	A	Furman	56 <b>58</b>	299	H	NJIT	50 <b>76</b>								

Non-Div I Games:      Montreat                      87    36                      Bluefield Col.                      69    45

Wofford

Loss, Non-Conf, S Site, H Home A Away N Neutral



Average RPI Win:	225	WON-LOST	WINNING	LAST 10	STRENGTH OF	OPP. STRENGTH	TEAM	ADJ.	CONF.	ADJ CONF.
Average RPI Loss:	57	RECORD	PCT. RANK	GAMES	SCHEDULE	OF SCHEDULE	RPI	RPI	RPI	RPI
DIV. I ONLY	17- 6	45	8- 2	244	113	91	91	12	12	
DIV. I NON-CONF.	9- 3	60	1- 0	326	129	134	134	13	13	
TOTALS	RPI 1-25	RPI 26-50	W-L RECORDS	RPI 51-100	RPI 101-150	RPI 150+				
17- 6	0- 3	0- 0	OVERALL	1- 2	2- 1	14- 0				
8- 2	0- 2	0- 0	HOME	1- 0	2- 0	5- 0				
7- 4	0- 1	0- 0	AWAY	0- 2	0- 1	7- 0				
2- 0	0- 0	0- 0	NEUTRAL	0- 0	0- 0	2- 0				
9- 3	0- 1	0- 0	NON-CONFERENCE	0- 1	1- 1	8- 0				
4- 1	0- 1	0- 0	HOME	0- 0	1- 0	3- 0				
3- 2	0- 0	0- 0	AWAY	0- 1	0- 1	3- 0				
2- 0	0- 0	0- 0	NEUTRAL	0- 0	0- 0	2- 0				
8- 3	0- 2	0- 0	CONFERENCE	1- 1	1- 0	6- 0				
4- 1	0- 1	0- 0	HOME	1- 0	1- 0	2- 0				
4- 2	0- 1	0- 0	AWAY	0- 1	0- 0	4- 0				
0- 0	0- 0	0- 0	NEUTRAL	0- 0	0- 0	0- 0				

RPI 1-25				RPI 26-50				RPI 51-100 Team's RPI: 91				RPI 101+			
RPI	S	Opponent	Score	RPI	S	Opponent	Score	RPI	S	Opponent	Score	RPI	S	Opponent	Score
15	H	Dayton	76 79					63	A	Youngstown St.	70 75	104	H	Southern Ill.	70 50
23	A	Green Bay	45 61					63	H	Youngstown St.	92 55	110	H	Cleveland St.	82 65
23	H	Green Bay	59 68					94	A	Purdue	46 70	126	A	Butler	49 57
												157	A	Northern Ky.	72 60
												184	H	Lamar	82 61
												211	A	Ill.-Chicago	74 63
												233	H	Detroit	76 57
												234	A	Lipscomb	79 66
												235	A	Oakland	108 89
												250	A	Austin Peay	85 73
												259	A	Valparaiso	80 62
												259	H	Valparaiso	95 66
												271	N	UC Irvine	80 42
												278	A	Milwaukee	80 58
												310	N	Denver	72 63
												322	H	Murray St.	75 68
												345	H	Chicago St.	81 40
LAST 12 Division I GAMES:															
211	A	Ill.-Chicago	74 63	63	A	Youngstown St.	70 75								
23	A	Green Bay	45 61	259	A	Valparaiso	80 62								
259	H	Valparaiso	95 66	278	A	Milwaukee	80 58								
63	H	Youngstown St.	92 55	233	H	Detroit	76 57								
235	A	Oakland	108 89	23	H	Green Bay	59 68								
110	H	Cleveland St.	82 65	157	A	Northern Ky.	72 60								

Non-Div I Games: Otterbein 104 51 Central St. (OH) 118 70

Wright St.



## Wyoming

Through Games Of Feb. 15, 2015

Average RPI Win:	248	WON-LOST	WINNING	LAST 10	STRENGTH OF	OPP. STRENGTH	TEAM	ADJ.	CONF.	ADJ CONF.
Average RPI Loss:	131	RECORD	PCT. RANK	GAMES	SCHEDULE	OF SCHEDULE	RPI	RPI	RPI	RPI
DIV. I ONLY	10- 11	199	6- 4	230	198	209	209	22	22	
DIV. I NON-CONF.	3- 5	214	0- 0	227	177	241	241	19	19	
TOTALS	RPI 1-25	RPI 26-50	W-L RECORDS	RPI 51-100	RPI 101-150	RPI 150+				
10- 11	0- 0	0- 3	OVERALL	0- 2	2- 2	8- 4				
5- 4	0- 0	0- 2	HOME	0- 1	0- 0	5- 1				
4- 6	0- 0	0- 0	AWAY	0- 1	2- 2	2- 3				
1- 1	0- 0	0- 1	NEUTRAL	0- 0	0- 0	1- 0				
3- 5	0- 0	0- 2	NON-CONFERENCE	0- 0	1- 1	2- 2				
1- 2	0- 0	0- 1	HOME	0- 0	0- 0	1- 1				
1- 2	0- 0	0- 0	AWAY	0- 0	1- 1	0- 1				
1- 1	0- 0	0- 1	NEUTRAL	0- 0	0- 0	1- 0				
7- 6	0- 0	0- 1	CONFERENCE	0- 2	1- 1	6- 2				
4- 2	0- 0	0- 1	HOME	0- 1	0- 0	4- 0				
3- 4	0- 0	0- 0	AWAY	0- 1	1- 1	2- 2				
0- 0	0- 0	0- 0	NEUTRAL	0- 0	0- 0	0- 0				

RPI 1-25				RPI 26-50				RPI 51-100				RPI 101+				Team's RPI: 209	
RPI	S	Opponent	Score	RPI	S	Opponent	Score	RPI	S	Opponent	Score	RPI	S	Opponent	Score		
				41	H	Gonzaga	56 70	76	A	Colorado St.	58 67	118	A	Montana	60 54		
				48	N	Iowa St.	63 84	76	H	Colorado St.	55 58	124	A	Boise St.	64 59		
				50	H	Fresno St.	65 66					125	A	Colorado	71 76		
												149	A	New Mexico	54 60		
												204	A	Montana St.	52 79		
												206	H	Idaho	66 77		
												218	A	San Diego St.	54 57		
												218	H	San Diego St.	74 66		
												240	A	San Jose St.	71 61		
												240	H	San Jose St.	96 60		
												246	A	UNLV	55 58		
												267	H	Utah St.	86 51		
												277	A	Nevada	61 45		
												310	H	Denver	82 41		
												343	N	Howard	67 53		
												344	H	Air Force	74 51		
LAST 12 Division I GAMES:																	
				240	A	San Jose St.	71 61	149	A	New Mexico	54 60						
				218	H	San Diego St.	74 66	50	H	Fresno St.	65 66						
				344	H	Air Force	74 51	218	A	San Diego St.	54 57						
				76	A	Colorado St.	58 67	124	A	Boise St.	64 59						
				277	A	Nevada	61 45	76	H	Colorado St.	55 58						
				267	H	Utah St.	86 51	240	H	San Jose St.	96 60						

Non-Div I Games: Western St. 104 29 South Dakota Mines 77 41

Wyoming

■ Loss, 
 ■ Non-Conf, S Site, 
 ■ Home 
 ■ Away 
 N Neutral



Average RPI Win:	251	WON-LOST	WINNING	LAST 10	STRENGTH OF	OPP. STRENGTH	TEAM	ADJ.	CONF.	ADJ CONF.
Average RPI Loss:	83	RECORD	PCT. RANK	GAMES	SCHEDULE	OF SCHEDULE	RPI	RPI	RPI	RPI
DIV. I ONLY	15- 11	128	4- 6	274	105	178	178	10	10	
DIV. I NON-CONF.	8- 3	71	0- 0	319	261	168	168	9	9	
TOTALS	RPI 1-25	RPI 26-50	W-L RECORDS	RPI 51-100	RPI 101-150	RPI 150+				
15- 11	0- 0	0- 1	OVERALL	1- 7	0- 3	14- 0				
10- 4	0- 0	0- 0	HOME	1- 2	0- 2	9- 0				
5- 7	0- 0	0- 1	AWAY	0- 5	0- 1	5- 0				
0- 0	0- 0	0- 0	NEUTRAL	0- 0	0- 0	0- 0				
8- 3	0- 0	0- 0	NON-CONFERENCE	0- 1	0- 2	8- 0				
6- 1	0- 0	0- 0	HOME	0- 0	0- 1	6- 0				
2- 2	0- 0	0- 0	AWAY	0- 1	0- 1	2- 0				
0- 0	0- 0	0- 0	NEUTRAL	0- 0	0- 0	0- 0				
7- 8	0- 0	0- 1	CONFERENCE	1- 6	0- 1	6- 0				
4- 3	0- 0	0- 0	HOME	1- 2	0- 1	3- 0				
3- 5	0- 0	0- 1	AWAY	0- 4	0- 0	3- 0				
0- 0	0- 0	0- 0	NEUTRAL	0- 0	0- 0	0- 0				

RPI 1-25				RPI 26-50				RPI 51-100				RPI 101+				Team's RPI: 178
RPI	S	Opponent	Score	RPI	S	Opponent	Score	RPI	S	Opponent	Score	RPI	S	Opponent	Score	
				44	A	Seton Hall	54 78	55	A	Middle Tenn.	68 90	103	H	Virginia	62 71	
								59	A	DePaul	61 84	126	H	Butler	54 58	
								59	H	DePaul	63 87	134	A	Kennesaw St.	60 61	
								69	A	Creighton	65 74	168	H	Robert Morris	70 65	
								69	H	Creighton	66 65	234	H	Lipscomb	62 38	
								86	A	Villanova	48 64	236	A	Providence	68 57	
								86	H	Villanova	34 54	236	H	Providence	71 59	
								87	A	St. John's (NY)	42 65	238	H	Presbyterian	45 43	
												258	H	Monmouth	61 45	
												262	A	Marquette	74 71	
												262	H	Marquette	91 72	
												268	A	Cincinnati	72 71	
												286	A	Georgetown	60 55	
												286	H	Georgetown	63 55	
												307	H	Wofford	75 51	
												320	A	Binghamton	89 71	
												337	H	Ark.-Pine Bluff	89 52	
LAST 12 Division I GAMES:																
				86	A	Villanova	48 64	126	H	Butler	54 58					
				286	A	Georgetown	60 55	86	H	Villanova	34 54					
				59	H	DePaul	63 87	286	H	Georgetown	63 55					
				262	H	Marquette	91 72	59	A	DePaul	61 84					
				236	A	Providence	68 57	44	A	Seton Hall	54 78					
				69	A	Creighton	65 74	236	H	Providence	71 59					

Non-Div I Games:

Xavier



Average RPI Win:	229	WON-LOST	WINNING	LAST 10	STRENGTH OF	OPP. STRENGTH	TEAM	ADJ.	CONF.	ADJ CONF.
Average RPI Loss:	90	RECORD	PCT. RANK	GAMES	SCHEDULE	OF SCHEDULE	RPI	RPI	RPI	RPI
DIV. I ONLY	11- 10	156	7- 3	92	132	117	117	9	9	
DIV. I NON-CONF.	6- 7	174	2- 2	144	146	155	155	10	10	
TOTALS	RPI 1-25	RPI 26-50	W-L RECORDS	RPI 51-100	RPI 101-150	RPI 150+				
11- 10	0- 4	0- 0	OVERALL	2- 2	0- 1	9- 3				
7- 3	0- 1	0- 0	HOME	2- 2	0- 0	5- 0				
4- 6	0- 3	0- 0	AWAY	0- 0	0- 0	4- 3				
0- 1	0- 0	0- 0	NEUTRAL	0- 0	0- 1	0- 0				
6- 7	0- 3	0- 0	NON-CONFERENCE	1- 1	0- 1	5- 2				
4- 1	0- 0	0- 0	HOME	1- 1	0- 0	3- 0				
2- 5	0- 3	0- 0	AWAY	0- 0	0- 0	2- 2				
0- 1	0- 0	0- 0	NEUTRAL	0- 0	0- 1	0- 0				
5- 3	0- 1	0- 0	CONFERENCE	1- 1	0- 0	4- 1				
3- 2	0- 1	0- 0	HOME	1- 1	0- 0	2- 0				
2- 1	0- 0	0- 0	AWAY	0- 0	0- 0	2- 1				
0- 0	0- 0	0- 0	NEUTRAL	0- 0	0- 0	0- 0				

RPI 1-25			RPI 26-50			RPI 51-100			RPI 101+			Team's RPI: 117
RPI	S	Opponent	Score	RPI	S	Opponent	Score	RPI	S	Opponent	Score	Score
11	A	Arizona St.	51 69					70	H	Penn	42 61	124 N Boise St. 53 59
18	H	Princeton	50 56					77	H	Maine	57 55	159 A Harvard 55 65
19	A	Oklahoma	54 71					87	H	St. John's (NY)	50 61	162 A Bucknell 66 73
21	A	Washington	51 81					98	H	Cornell	60 53	171 A Dartmouth 60 46
												188 H Holy Cross 83 70
												228 A UMass Lowell 72 80
												229 A Brown 79 69
												229 H Brown 66 49
												258 H Monmouth 62 58
												291 H Columbia 55 47
												316 H Boston U. 66 59
												324 A Wagner 90 65
												338 A Saint Peter's 53 45
LAST 12 Division I GAMES:												
18	H	Princeton	50 56	229	A	Brown	79 69					
70	H	Penn	42 61	229	H	Brown	66 49					
159	A	Harvard	55 65	338	A	Saint Peter's	53 45					
171	A	Dartmouth	60 46	77	H	Maine	57 55					
98	H	Cornell	60 53	19	A	Oklahoma	54 71					
291	H	Columbia	55 47	11	A	Arizona St.	51 69					

Non-Div I Games: Alas. Anchorage 63 72

Yale



Average RPI Win:	198	WON-LOST	WINNING	LAST 10	STRENGTH OF	OPP. STRENGTH	TEAM	ADJ.	CONF.	ADJ CONF.
Average RPI Loss:	132	RECORD	PCT. RANK	GAMES	SCHEDULE	OF SCHEDULE	RPI	RPI	RPI	RPI
DIV. I ONLY	15- 7	65	5- 5	90	236	63	63	12	12	
DIV. I NON-CONF.	9- 2	35	0- 1	99	272	29	29	13	13	
TOTALS	RPI 1-25	RPI 26-50	W-L RECORDS	RPI 51-100	RPI 101-150	RPI 150+				
15- 7	0- 1	0- 1	OVERALL	2- 2	1- 0	12- 3				
7- 2	0- 0	0- 0	HOME	2- 0	1- 0	4- 2				
7- 5	0- 1	0- 1	AWAY	0- 2	0- 0	7- 1				
1- 0	0- 0	0- 0	NEUTRAL	0- 0	0- 0	1- 0				
9- 2	0- 0	0- 1	NON-CONFERENCE	1- 1	0- 0	8- 0				
3- 0	0- 0	0- 0	HOME	1- 0	0- 0	2- 0				
5- 2	0- 0	0- 1	AWAY	0- 1	0- 0	5- 0				
1- 0	0- 0	0- 0	NEUTRAL	0- 0	0- 0	1- 0				
6- 5	0- 1	0- 0	CONFERENCE	1- 1	1- 0	4- 3				
4- 2	0- 0	0- 0	HOME	1- 0	1- 0	2- 2				
2- 3	0- 1	0- 0	AWAY	0- 1	0- 0	2- 1				
0- 0	0- 0	0- 0	NEUTRAL	0- 0	0- 0	0- 0				

RPI 1-25				RPI 26-50				RPI 51-100 Team's RPI: 63				RPI 101+			
RPI	S	Opponent	Score	RPI	S	Opponent	Score	RPI	S	Opponent	Score	RPI	S	Opponent	Score
23	A	Green Bay	43 66	31	A	Pittsburgh	52 78	67	H	Akron	75 62	110	H	Cleveland St.	79 65
								91	A	Wright St.	55 92	162	H	Bucknell	69 54
								91	H	Wright St.	75 70	168	A	Robert Morris	73 65
								98	A	Cornell	63 75	195	A	Radford	70 44
												211	A	Ill.-Chicago	69 66
												211	H	Ill.-Chicago	63 66
												216	H	Niagara	83 61
												222	A	Tennessee St.	73 66
												225	N	Nicholls St.	51 50
												233	A	Detroit	70 65
												233	H	Detroit	58 59
												235	A	Oakland	82 85
												235	H	Oakland	76 54
												252	A	Canisius	80 48
												278	H	Milwaukee	87 64
												302	A	Kent St.	68 49
LAST 12 Division I GAMES:															
233	A	Detroit	70 65	235	A	Oakland	82 85								
235	H	Oakland	76 54	91	H	Wright St.	75 70								
211	H	Ill.-Chicago	63 66	110	H	Cleveland St.	79 65								
91	A	Wright St.	55 92	23	A	Green Bay	43 66								
278	H	Milwaukee	87 64	211	A	Ill.-Chicago	69 66								
233	H	Detroit	58 59	98	A	Cornell	63 75								

Non-Div I Games: Oberlin 92 43 Ohio Valley 84 33

Youngstown St.

Loss, Non-Conf, S Site, H Home A Away N Neutral