

Average RPI Win:	252	WON-LOST	WINNING	LAST 10	STRENGTH OF	OPP. STRENGTH	TEAM	ADJ.	CONF.	ADJ CONF.
Average RPI Loss:	133	RECORD	PCT. RANK	GAMES	SCHEDULE	OF SCHEDULE	RPI	RPI	RPI	RPI
DIV. I ONLY	14- 7	69	8-2	192	284	98	98	23	23	
DIV. I NON-CONF.	3- 4	201	0	216	208	172	172	23	23	
TOTALS	RPI 1-25	RPI 26-50	W-L RECORDS	RPI 51-100	RPI 101-150	RPI 150+				
14- 7	0- 2	0- 0	OVERALL	0- 2	2- 0	12- 3				
6- 1	0- 0	0- 0	HOME	0- 1	1- 0	5- 0				
7- 6	0- 2	0- 0	AWAY	0- 1	1- 0	6- 3				
1- 0	0- 0	0- 0	NEUTRAL	0- 0	0- 0	1- 0				
3- 4	0- 2	0- 0	NON-CONFERENCE	0- 0	0- 0	3- 2				
1- 0	0- 0	0- 0	HOME	0- 0	0- 0	1- 0				
1- 4	0- 2	0- 0	AWAY	0- 0	0- 0	1- 2				
1- 0	0- 0	0- 0	NEUTRAL	0- 0	0- 0	1- 0				
11- 3	0- 0	0- 0	CONFERENCE	0- 2	2- 0	9- 1				
5- 1	0- 0	0- 0	HOME	0- 1	1- 0	4- 0				
6- 2	0- 0	0- 0	AWAY	0- 1	1- 0	5- 1				
0- 0	0- 0	0- 0	NEUTRAL	0- 0	0- 0	0- 0				

RPI 1-25				RPI 26-50				RPI 51-100				Team's RPI: 98	RPI 101+			
RPI	S	Opponent	Score	RPI	S	Opponent	Score	RPI	S	Opponent	Score		RPI	S	Opponent	Score
5	A	Missouri St.	51 79					89	A	SFA	49 72		124	A	Abilene Christian	70 58
16	A	Texas A&M	48 85					89	H	SFA	44 66		124	H	Abilene Christian	68 59
													151	H	Sam Houston St.	57 54
													153	A	New Orleans	83 53
													219	H	Central Ark.	67 47
													237	A	Southeastern La.	44 48
													239	A	South Alabama	82 83
													259	A	Texas St.	48 57
													267	H	Lamar University	49 39
													274	H	Nicholls St.	55 49
													286	A	Incarinate Word	64 38
													297	N	Prairie View	64 52
													318	A	UTRGV	59 54
													318	H	UTRGV	61 50
													319	A	Houston Baptist	75 65
													337	A	Northwestern St.	72 59
													341	A	McNeese	73 59
LAST 10 Division I																
				124	H	Abilene Christian	68 59					286	A	Incarinate Word	64 38	
				89	A	SFA	49 72					153	A	New Orleans	83 53	
				341	A	McNeese	73 59					267	H	Lamar University	49 39	
				319	A	Houston Baptist	75 65					124	A	Abilene Christian	70 58	
				151	H	Sam Houston St.	57 54					89	H	SFA	44 66	

Non-Div I Games: UNKNOWN 75 55 Huston-Tillotson 63 49 Texas Wesleyan 90 52

A&M-Corpus Christi

Loss, Non-Conf, S Site, H Home A Away N Neutral

Average RPI Win:	246	WON-LOST	WINNING	LAST 10	STRENGTH OF	OPP. STRENGTH	TEAM	ADJ.	CONF.	ADJ CONF.
Average RPI Loss:	123	RECORD	PCT. RANK	GAMES	SCHEDULE	OF SCHEDULE	RPI	RPI	RPI	RPI
DIV. I ONLY	14- 5	48	6-4	281	246	124	124	23	23	
DIV. I NON-CONF.	4- 1	51	0	246	107	60	60	23	23	
TOTALS	RPI 1-25	RPI 26-50	W-L RECORDS	RPI 51-100	RPI 101-150	RPI 150+				
14- 5	0- 0	0- 1	OVERALL	0- 3	1- 0	13- 1				
7- 2	0- 0	0- 0	HOME	0- 1	0- 0	7- 1				
7- 3	0- 0	0- 1	AWAY	0- 2	1- 0	6- 0				
0- 0	0- 0	0- 0	NEUTRAL	0- 0	0- 0	0- 0				
4- 1	0- 0	0- 1	NON-CONFERENCE	0- 0	1- 0	3- 0				
2- 0	0- 0	0- 0	HOME	0- 0	0- 0	2- 0				
2- 1	0- 0	0- 1	AWAY	0- 0	1- 0	1- 0				
0- 0	0- 0	0- 0	NEUTRAL	0- 0	0- 0	0- 0				
10- 4	0- 0	0- 0	CONFERENCE	0- 3	0- 0	10- 1				
5- 2	0- 0	0- 0	HOME	0- 1	0- 0	5- 1				
5- 2	0- 0	0- 0	AWAY	0- 2	0- 0	5- 0				
0- 0	0- 0	0- 0	NEUTRAL	0- 0	0- 0	0- 0				

RPI 1-25				RPI 26-50				RPI 51-100				RPI 101+ Team's RPI: 124			
RPI	S	Opponent	Score	RPI	S	Opponent	Score	RPI	S	Opponent	Score	RPI	S	Opponent	Score
				45	A	Oklahoma	65 78	89	A	SFA	59 69	143	A	Portland	76 69
								98	A	A&M-Corpus Christi	59 68	151	A	Sam Houston St.	81 73
								98	H	A&M-Corpus Christi	58 70	153	H	New Orleans	76 62
												167	A	Wright St.	83 64
												219	A	Central Ark.	74 64
												237	H	Southeastern La.	61 53
												246	H	Tulsa	73 63
												267	A	Lamar University	75 49
												267	H	Lamar University	78 72
												274	A	Nicholls St.	95 84
												286	H	Incarinate Word	70 71
												316	H	New Mexico St.	67 54
												319	H	Houston Baptist	71 54
												337	H	Northwestern St.	84 69
												341	A	McNeese	90 73
LAST 10 Division I															
				98	A	A&M-Corpus Christi	59 68	89	A	SFA	59 69				
				319	H	Houston Baptist	71 54	219	A	Central Ark.	74 64				
				267	A	Lamar University	75 49	151	A	Sam Houston St.	81 73				
				337	H	Northwestern St.	84 69	237	H	Southeastern La.	61 53				
				286	H	Incarinate Word	70 71	98	H	A&M-Corpus Christi	58 70				

Non-Div I Games: Howard Payne 96 38 Schreiner 110 37 Southwest (NM) 104 52 McMurry 111 43
Abilene Christian

Loss, Non-Conf, S Site, H Home A Away N Neutral

Air Force

Through Games Of Feb. 15, 2020

Average RPI Win:	255	WON-LOST	WINNING	LAST 10	STRENGTH OF	OPP. STRENGTH	TEAM	ADJ.	CONF.	ADJ CONF.
Average RPI Loss:	184	RECORD	PCT. RANK	GAMES	SCHEDULE	OF SCHEDULE	RPI	RPI	RPI	RPI
DIV. I ONLY	5- 19	315	2-8	215	230	304	304	17	17	
DIV. I NON-CONF.	1- 9	326	0	256	244	336	336	22	22	
TOTALS	RPI 1-25	RPI 26-50	W-L RECORDS	RPI 51-100	RPI 101-150	RPI 150+				
5- 19	0- 0	0- 2	OVERALL	0- 1	0- 4	5- 12				
1- 10	0- 0	0- 0	HOME	0- 0	0- 3	1- 7				
4- 9	0- 0	0- 2	AWAY	0- 1	0- 1	4- 5				
0- 0	0- 0	0- 0	NEUTRAL	0- 0	0- 0	0- 0				
1- 9	0- 0	0- 2	NON-CONFERENCE	0- 0	0- 2	1- 5				
1- 3	0- 0	0- 0	HOME	0- 0	0- 2	1- 1				
0- 6	0- 0	0- 2	AWAY	0- 0	0- 0	0- 4				
0- 0	0- 0	0- 0	NEUTRAL	0- 0	0- 0	0- 0				
4- 10	0- 0	0- 0	CONFERENCE	0- 1	0- 2	4- 7				
0- 7	0- 0	0- 0	HOME	0- 0	0- 1	0- 6				
4- 3	0- 0	0- 0	AWAY	0- 1	0- 1	4- 1				
0- 0	0- 0	0- 0	NEUTRAL	0- 0	0- 0	0- 0				


















































RPI S	Opponent	Score	RPI S	Opponent	Score	RPI S	Opponent	Score	RPI S	Opponent	Score	Team's RPI: 304
27	A Arizona St.	56 87	60	A Fresno St.	52 61	108	H San Diego	59 70				
48	A Tennessee	54 81				116	A Boise St.	61 70				
						116	H Boise St.	69 74				
						143	H Portland	56 72				
						166	A San Jose St.	67 66				
						166	H San Jose St.	60 68				
						194	H Wyoming	63 65				
						195	H UNLV	60 67				
						200	H New Mexico	53 75				
						222	A Northern Colo.	62 72				
						230	A Cal St. Fullerton	70 79				
						245	A San Diego St.	51 49				
						252	A Nevada	68 61				
						252	H Nevada	67 71				
						264	A Colorado St.	40 60				
						275	A Long Beach St.	68 74				
						284	A Utah St.	62 45				
						284	H Utah St.	52 53				
						291	A Navy	59 67				
						301	H Army West Point	66 68				
						327	H NJIT	68 48				
LAST 10 Division I												
166	A San Jose St.	67 66	166	H San Jose St.	60 68							
116	H Boise St.	69 74	284	H Utah St.	52 53							
245	A San Diego St.	51 49	264	A Colorado St.	40 60							
252	H Nevada	67 71	116	A Boise St.	61 70							
60	A Fresno St.	52 61	200	H New Mexico	53 75							

Non-Div I Games: Neb. Wesleyan 93 42

Air Force





■ Loss,
 ■ Non-Conf, S Site,
 ■ Home
 ■ Away
 N Neutral

Average RPI Win:	240	WON-LOST	WINNING	LAST 10	STRENGTH OF	OPP. STRENGTH	TEAM	ADJ.	CONF.	ADJ CONF.
Average RPI Loss:	109	RECORD	PCT. RANK	GAMES	SCHEDULE	OF SCHEDULE	RPI	RPI	RPI	RPI
DIV. I ONLY	11- 12	191	4-6	161	175	187	187	10	10	
DIV. I NON-CONF.	7- 4	100	0	222	315	151	151	10	10	
TOTALS	RPI 1-25	RPI 26-50	W-L RECORDS	RPI 51-100	RPI 101-150	RPI 150+				
11- 12	0- 1	0- 2	OVERALL	0- 2	0- 2	11- 5				
5- 6	0- 1	0- 1	HOME	0- 0	0- 2	5- 2				
4- 6	0- 0	0- 1	AWAY	0- 2	0- 0	4- 3				
2- 0	0- 0	0- 0	NEUTRAL	0- 0	0- 0	2- 0				
7- 4	0- 0	0- 1	NON-CONFERENCE	0- 1	0- 1	7- 1				
3- 2	0- 0	0- 1	HOME	0- 0	0- 1	3- 0				
2- 2	0- 0	0- 0	AWAY	0- 1	0- 0	2- 1				
2- 0	0- 0	0- 0	NEUTRAL	0- 0	0- 0	2- 0				
4- 8	0- 1	0- 1	CONFERENCE	0- 1	0- 1	4- 4				
2- 4	0- 1	0- 0	HOME	0- 0	0- 1	2- 2				
2- 4	0- 0	0- 1	AWAY	0- 1	0- 0	2- 2				
0- 0	0- 0	0- 0	NEUTRAL	0- 0	0- 0	0- 0				

RPI 1-25	RPI 26-50	RPI 51-100	RPI 101+	Team's RPI: 187
RPI S Opponent Score	RPI S Opponent Score	RPI S Opponent Score	RPI S Opponent Score	
20  Central Mich. 72  77	32  Michigan 71  80	58  Ball St. 52  60	104  Kent St. 55  60	
	47  Ohio 57  70	92  Butler 55  76	111  Duquesne 63  88	
			152  Western Mich. 71  79	
			152  Western Mich. 51  56	
			159  Toledo 61  65	
			161  N.C. A&T 64 52	
			173  Eastern Mich. 64 53	
			173  Eastern Mich. 88 81	
			179  Northern Ill. 65  70	
			189  Miami (OH) 70 62	
			203  Cleveland St. 62  66	
			232  Youngstown St. 91 62	
			251 N Morgan St. 52 45	
			255  Bowling Green 76 73	
			256 N Denver 88 72	
			289  St. Bonaventure 63 54	
			329  Purdue Fort Wayne 64 53	
			330  Detroit Mercy 81 60	
LAST 10 Division I				
173  Eastern Mich. 64 53	152  Western Mich. 71  79			
104  Kent St. 55  60	189  Miami (OH) 70 62			
58  Ball St. 52  60	179  Northern Ill. 65  70			
173  Eastern Mich. 88 81	159  Toledo 61  65			
47  Ohio 57  70	255  Bowling Green 76 73			

Non-Div I Games:

Akron

 Loss,
  Non-Conf,
 S Site,
  Home
  Away
 N Neutral

Alabama

Through Games Of Feb. 15, 2020

Average RPI Win:	171	WON-LOST	WINNING	LAST 10	STRENGTH OF	OPP. STRENGTH	TEAM	ADJ.	CONF.	ADJ CONF.
Average RPI Loss:	43	RECORD	PCT. RANK	GAMES	SCHEDULE	OF SCHEDULE	RPI	RPI	RPI	RPI
DIV. I ONLY	14- 10	119	4-6	30	68	76	76	4	4	
DIV. I NON-CONF.	10- 3	57	0	109	177	67	67	5	5	
TOTALS	RPI 1-25	RPI 26-50	W-L RECORDS	RPI 51-100	RPI 101-150	RPI 150+				
14- 10	0- 3	0- 5	OVERALL	2- 1	6- 1	6- 0				
8- 6	0- 2	0- 3	HOME	1- 0	4- 1	3- 0				
5- 3	0- 1	0- 2	AWAY	0- 0	2- 0	3- 0				
1- 1	0- 0	0- 0	NEUTRAL	1- 1	0- 0	0- 0				
10- 3	0- 0	0- 1	NON-CONFERENCE	2- 1	3- 1	5- 0				
6- 2	0- 0	0- 1	HOME	1- 0	2- 1	3- 0				
3- 0	0- 0	0- 0	AWAY	0- 0	1- 0	2- 0				
1- 1	0- 0	0- 0	NEUTRAL	1- 1	0- 0	0- 0				
4- 7	0- 3	0- 4	CONFERENCE	0- 0	3- 0	1- 0				
2- 4	0- 2	0- 2	HOME	0- 0	2- 0	0- 0				
2- 3	0- 1	0- 2	AWAY	0- 0	1- 0	1- 0				
0- 0	0- 0	0- 0	NEUTRAL	0- 0	0- 0	0- 0				

RPI 1-25				RPI 26-50				RPI 51-100				Team's RPI: 76	RPI 101+			
RPI	S	Opponent	Score	RPI	S	Opponent	Score	RPI	S	Opponent	Score		RPI	S	Opponent	Score
2	H	South Carolina	78 93	26	A	Kentucky	62 66	72	N	Southern California	57 60		103	H	Colgate	72 52
16	H	Texas A&M	74 79	26	H	Kentucky	71 81	74	N	UNI	87 77		106	H	Vanderbilt	98 61
22	A	LSU	60 71	36	H	Arkansas	48 66	97	H	North Carolina	83 77		120	A	Auburn	75 48
				43	H	Iowa St.	66 75						120	H	Auburn	68 64
				48	A	Tennessee	63 65						126	H	Bethune-Cookman	60 49
													142	H	Hampton	61 64
													149	A	Tulane	66 56
													199	H	Radford	85 51
													214	A	Clemson	67 54
													237	H	Southeastern La.	87 50
													239	A	South Alabama	74 62
													282	A	Ole Miss	57 56
													323	H	Mercer	111 56
LAST 10 Division I																
120	H	Auburn	68 64	16	H	Texas A&M	74 79									
26	A	Kentucky	62 66	48	A	Tennessee	63 65									
282	A	Ole Miss	57 56	120	A	Auburn	75 48									
36	H	Arkansas	48 66	26	H	Kentucky	71 81									
106	H	Vanderbilt	98 61	2	H	South Carolina	78 93									

Non-Div I Games:

Alabama

■ Loss,
 ■ Non-Conf, S Site,
 ■ Home
 ■ Away
 N Neutral

Average RPI Win:	317	WON-LOST	WINNING	LAST 10	STRENGTH OF	OPP. STRENGTH	TEAM	ADJ.	CONF.	ADJ CONF.
Average RPI Loss:	174	RECORD	PCT. RANK	GAMES	SCHEDULE	OF SCHEDULE	RPI	RPI	RPI	RPI
DIV. I ONLY	12- 11	165	8-2	347	347	270	270	32	32	
DIV. I NON-CONF.	4- 7	225	0	224	300	214	214	31	31	
TOTALS	RPI 1-25	RPI 26-50	W-L RECORDS	RPI 51-100	RPI 101-150	RPI 150+				
12- 11	0- 0	0- 0	OVERALL	0- 2	0- 3	12- 6				
4- 3	0- 0	0- 0	HOME	0- 0	0- 2	4- 1				
7- 7	0- 0	0- 0	AWAY	0- 2	0- 1	7- 4				
1- 1	0- 0	0- 0	NEUTRAL	0- 0	0- 0	1- 1				
4- 7	0- 0	0- 0	NON-CONFERENCE	0- 2	0- 1	4- 4				
0- 2	0- 0	0- 0	HOME	0- 0	0- 1	0- 1				
4- 4	0- 0	0- 0	AWAY	0- 2	0- 0	4- 2				
0- 1	0- 0	0- 0	NEUTRAL	0- 0	0- 0	0- 1				
8- 4	0- 0	0- 0	CONFERENCE	0- 0	0- 2	8- 2				
4- 1	0- 0	0- 0	HOME	0- 0	0- 1	4- 0				
3- 3	0- 0	0- 0	AWAY	0- 0	0- 1	3- 2				
1- 0	0- 0	0- 0	NEUTRAL	0- 0	0- 0	1- 0				

RPI 1-25				RPI 26-50				RPI 51-100				RPI 101+ Team's RPI: 270			
RPI	S	Opponent	Score	RPI	S	Opponent	Score	RPI	S	Opponent	Score	RPI	S	Opponent	Score
								82	A	Nebraska	46 68	102	H	North Florida	64 73
								84	A	Cincinnati	47 62	128	H	Texas Southern	58 65
												136	A	Jackson St.	53 67
												156	N	North Ala.	65 80
												175	H	Austin Peay	61 67
												177	A	Memphis	71 79
												243	A	Southern U.	46 55
												245	A	San Diego St.	61 53
												256	A	Denver	86 83
												288	A	California Baptist	55 60
												297	H	Prairie View	54 44
												309	A	Georgia St.	67 52
												325	H	Alabama St.	56 55
												325	N	Alabama St.	75 48
												328	A	Alcorn	74 67
												335	A	Ark.-Pine Bluff	65 52
												335	H	Ark.-Pine Bluff	74 55
												343	A	Florida A&M	77 53
												346	A	Grambling	59 69
												351	A	Mississippi Val.	75 45
												351	H	Mississippi Val.	68 48
LAST 10 Division I															
				325	H	Alabama St.	56 55					243	A	Southern U.	46 55
				351	A	Mississippi Val.	75 45					328	A	Alcorn	74 67
				335	A	Ark.-Pine Bluff	65 52					325	N	Alabama St.	75 48
				297	H	Prairie View	54 44					351	H	Mississippi Val.	68 48
				128	H	Texas Southern	58 65					335	H	Ark.-Pine Bluff	74 55

Non-Div I Games:

Alabama A&M

■ Loss,
 ■ Non-Conf,
 ■ S Site,
 ■ H Home
 ■ A Away
 N Neutral

Average RPI Win:	332	WON-LOST	WINNING	LAST 10	STRENGTH OF	OPP. STRENGTH	TEAM	ADJ.	CONF.	ADJ CONF.
Average RPI Loss:	190	RECORD	PCT. RANK	GAMES	SCHEDULE	OF SCHEDULE	RPI	RPI	RPI	RPI
DIV. I ONLY	5- 16	309	3-7	331	317	325	325	32	32	
DIV. I NON-CONF.	1- 8	322	0	103	48	288	288	31	31	
TOTALS	RPI 1-25	RPI 26-50	W-L RECORDS	RPI 51-100	RPI 101-150	RPI 150+				
5- 16	0- 2	0- 0	OVERALL	0- 1	0- 3	5- 10				
2- 5	0- 0	0- 0	HOME	0- 0	0- 1	2- 4				
3- 10	0- 2	0- 0	AWAY	0- 1	0- 2	3- 5				
0- 1	0- 0	0- 0	NEUTRAL	0- 0	0- 0	0- 1				
1- 8	0- 2	0- 0	NON-CONFERENCE	0- 1	0- 1	1- 4				
1- 2	0- 0	0- 0	HOME	0- 0	0- 0	1- 2				
0- 6	0- 2	0- 0	AWAY	0- 1	0- 1	0- 2				
0- 0	0- 0	0- 0	NEUTRAL	0- 0	0- 0	0- 0				
4- 8	0- 0	0- 0	CONFERENCE	0- 0	0- 2	4- 6				
1- 3	0- 0	0- 0	HOME	0- 0	0- 1	1- 2				
3- 4	0- 0	0- 0	AWAY	0- 0	0- 1	3- 3				
0- 1	0- 0	0- 0	NEUTRAL	0- 0	0- 0	0- 1				

RPI 1-25				RPI 26-50			RPI 51-100			RPI 101+			Team's RPI: 325		
RPI	S	Opponent	Score	RPI	S	Opponent	Score	RPI	S	Opponent	Score	RPI	S	Opponent	Score
2	A	South Carolina	43 103					63	A	South Fla.	29 80	128	H	Texas Southern	54 81
19	A	DePaul	76 105									136	A	Jackson St.	62 94
												138	A	Wisconsin	67 85
												156	H	North Ala.	60 81
												164	H	Samford	48 83
												214	A	Clemson	43 76
												243	A	Southern U.	47 69
												270	A	Alabama A&M	55 56
												270	N	Alabama A&M	48 75
												276	H	Jacksonville St.	68 63
												282	A	Ole Miss	66 93
												297	H	Prairie View	59 62
												328	A	Alcorn	63 73
												335	A	Ark.-Pine Bluff	68 65
												335	H	Ark.-Pine Bluff	62 73
												346	A	Grambling	73 59
												351	A	Mississippi Val.	66 61
												351	H	Mississippi Val.	77 64
LAST 10 Division I															
270	A	Alabama A&M	55 56	328	A	Alcorn	63 73								
335	A	Ark.-Pine Bluff	68 65	243	A	Southern U.	47 69								
351	A	Mississippi Val.	66 61	270	N	Alabama A&M	48 75								
128	H	Texas Southern	54 81	335	H	Ark.-Pine Bluff	62 73								
297	H	Prairie View	59 62	351	H	Mississippi Val.	77 64								

Non-Div I Games: Mobile 76 66 Paine 84 58

Alabama St.

■ Loss,
 ■ Non-Conf,
 ■ S Site,
 ■ H Home
 ■ A Away
 N Neutral

Average RPI Win:	285	WON-LOST	WINNING	LAST 10	STRENGTH OF	OPP. STRENGTH	TEAM	ADJ.	CONF.	ADJ CONF.
Average RPI Loss:	203	RECORD	PCT. RANK	GAMES	SCHEDULE	OF SCHEDULE	RPI	RPI	RPI	RPI
DIV. I ONLY	8- 16	263	3-7	325	310	314	314	27	27	
DIV. I NON-CONF.	3- 9	279	0	318	296	324	324	27	27	
TOTALS	RPI 1-25	RPI 26-50	W-L RECORDS	RPI 51-100	RPI 101-150	RPI 150+				
8- 16	0- 0	0- 0	OVERALL	0- 3	1- 1	7- 12				
5- 8	0- 0	0- 0	HOME	0- 1	1- 1	4- 6				
3- 8	0- 0	0- 0	AWAY	0- 2	0- 0	3- 6				
0- 0	0- 0	0- 0	NEUTRAL	0- 0	0- 0	0- 0				
3- 9	0- 0	0- 0	NON-CONFERENCE	0- 2	1- 1	2- 6				
1- 5	0- 0	0- 0	HOME	0- 0	1- 1	0- 4				
2- 4	0- 0	0- 0	AWAY	0- 2	0- 0	2- 2				
0- 0	0- 0	0- 0	NEUTRAL	0- 0	0- 0	0- 0				
5- 7	0- 0	0- 0	CONFERENCE	0- 1	0- 0	5- 6				
4- 3	0- 0	0- 0	HOME	0- 1	0- 0	4- 2				
1- 4	0- 0	0- 0	AWAY	0- 0	0- 0	1- 4				
0- 0	0- 0	0- 0	NEUTRAL	0- 0	0- 0	0- 0				

RPI	S	Opponent	Score	RPI	S	Opponent	Score	RPI	S	Opponent	Score	RPI	S	Opponent	Score	Team's RPI: 314
66	H	Stony Brook	53	73	134	H	Boston U.	58	60	146	H	Columbia	82	78		
67	A	Marist	52	76	162	H	Cornell	51	71	168	A	Binghamton	42	58		
78	A	Syracuse	53	75	168	H	Binghamton	56	53	185	H	Lafayette	47	54		
					207	A	Maine	49	60	207	H	Maine	44	65		
					234	A	UMass Lowell	51	53	262	H	New Hampshire	47	48		
					278	A	Siena	46	52	279	H	Monmouth	41	53		
					293	A	Vermont	36	52	293	H	Vermont	58	49		
					299	H	UMBC	56	51	299	H	UMBC	56	51		
					308	H	St. Francis Brooklyn	41	49	315	A	Bryant	55	68		
					338	A	Canisius	70	53	345	A	Central Conn. St.	73	63		
					347	A	Hartford	68	63	347	H	Hartford	68	63		
					347	H	Hartford	63	40	347	H	Hartford	63	40		
LAST 10 Division I																
207	H	Maine	44	65	347	A	Hartford	68	63							
347	H	Hartford	63	40	234	A	UMass Lowell	51	53							
168	A	Binghamton	42	58	66	H	Stony Brook	53	73							
293	A	Vermont	36	52	262	H	New Hampshire	47	48							
299	H	UMBC	56	51	207	A	Maine	49	60							

Non-Div I Games: FDU-Florham 81 21

Albany (NY)

■ Loss,
 ■ Non-Conf,
 ■ S Site,
 ■ H Home
 ■ A Away
 N Neutral

Average RPI Win: 336	WON-LOST	WINNING	LAST 10	STRENGTH OF	OPP. STRENGTH	TEAM	ADJ.	CONF.	ADJ CONF.
Average RPI Loss: 205	RECORD	PCT. RANK	GAMES	SCHEDULE	OF SCHEDULE	RPI	RPI	RPI	RPI
DIV. I ONLY	8- 14	252	5-5	351	332	328	328	32	32
DIV. I NON-CONF.	2- 8	295	0	338	230	335	335	31	31
TOTALS	RPI 1-25	RPI 26-50	W-L RECORDS	RPI 51-100	RPI 101-150	RPI 150+			
8- 14	0- 0	0- 0	OVERALL	0- 1	0- 4	8- 9			
4- 3	0- 0	0- 0	HOME	0- 0	0- 2	4- 1			
4- 9	0- 0	0- 0	AWAY	0- 1	0- 2	4- 6			
0- 2	0- 0	0- 0	NEUTRAL	0- 0	0- 0	0- 2			
2- 8	0- 0	0- 0	NON-CONFERENCE	0- 1	0- 1	2- 6			
1- 1	0- 0	0- 0	HOME	0- 0	0- 1	1- 0			
1- 5	0- 0	0- 0	AWAY	0- 1	0- 0	1- 4			
0- 2	0- 0	0- 0	NEUTRAL	0- 0	0- 0	0- 2			
6- 6	0- 0	0- 0	CONFERENCE	0- 0	0- 3	6- 3			
3- 2	0- 0	0- 0	HOME	0- 0	0- 1	3- 1			
3- 4	0- 0	0- 0	AWAY	0- 0	0- 2	3- 2			
0- 0	0- 0	0- 0	NEUTRAL	0- 0	0- 0	0- 0			

RPI 1-25			RPI 26-50			RPI 51-100			RPI 101+			Team's RPI: 328
RPI	S	Opponent	Score	RPI	S	Opponent	Score	RPI	S	Opponent	Score	
						89 A SFA	62 67	127 H UAB			65 86	
								128 A Texas Southern			70 105	
								136 A Jackson St.			66 76	
								136 H Jackson St.			67 83	
								177 A Memphis			51 57	
								214 N Clemson			46 77	
								216 A UTEP			47 92	
								243 A Southern U.			57 74	
								253 A North Texas			31 67	
								259 A Texas St.			59 67	
								270 H Alabama A&M			67 74	
								282 N Ole Miss			55 73	
								297 A Prairie View			68 63	
								325 H Alabama St.			73 63	
								335 A Ark.-Pine Bluff			77 75	
								336 A Tennessee St.			62 57	
								343 H Florida A&M			58 42	
								346 A Grambling			59 70	
								346 H Grambling			80 54	
								351 A Mississippi Val.			81 67	
								351 H Mississippi Val.			63 60	
LAST 10 Division I												
351 H		Mississippi Val.	63 60	270 H		Alabama A&M	67 74					
346 A		Grambling	59 70	335 A		Ark.-Pine Bluff	77 75					
136 A		Jackson St.	66 76	351 A		Mississippi Val.	81 67					
243 A		Southern U.	57 74	346 H		Grambling	80 54					
325 H		Alabama St.	73 63	136 H		Jackson St.	67 83					

Non-Div I Games: Tougaloo 85 61 Louisiana Col. 86 50

Alcorn

Loss, Non-Conf, S Site, H Home A Away N Neutral

Average RPI Win: 193	WON-LOST	WINNING	LAST 10	STRENGTH OF	OPP. STRENGTH	TEAM	ADJ.	CONF.	ADJ CONF.
Average RPI Loss: 139	RECORD	PCT. RANK	GAMES	SCHEDULE	OF SCHEDULE	RPI	RPI	RPI	RPI
DIV. I ONLY	9- 14	242	3-7	134	150	205	205	15	15
DIV. I NON-CONF.	4- 6	212	0	191	84	213	213	16	16
TOTALS	RPI 1-25	RPI 26-50	W-L RECORDS	RPI 51-100	RPI 101-150	RPI 150+			
9- 14	0- 0	0- 1	OVERALL	1- 3	2- 5	6- 5			
6- 4	0- 0	0- 0	HOME	1- 2	1- 1	4- 1			
3- 9	0- 0	0- 1	AWAY	0- 1	1- 3	2- 4			
0- 1	0- 0	0- 0	NEUTRAL	0- 0	0- 1	0- 0			
4- 6	0- 0	0- 1	NON-CONFERENCE	1- 1	0- 1	3- 3			
3- 1	0- 0	0- 0	HOME	1- 1	0- 0	2- 0			
1- 4	0- 0	0- 1	AWAY	0- 0	0- 0	1- 3			
0- 1	0- 0	0- 0	NEUTRAL	0- 0	0- 1	0- 0			
5- 8	0- 0	0- 0	CONFERENCE	0- 2	2- 4	3- 2			
3- 3	0- 0	0- 0	HOME	0- 1	1- 1	2- 1			
2- 5	0- 0	0- 0	AWAY	0- 1	1- 3	1- 1			
0- 0	0- 0	0- 0	NEUTRAL	0- 0	0- 0	0- 0			

RPI 1-25	RPI 26-50	RPI 51-100	RPI 101+	Team's RPI: 205
RPI S Opponent Score	RPI S Opponent Score	RPI S Opponent Score	RPI S Opponent Score	
	47 Ohio 69 81	62 Minnesota 53 70	103 Colgate 62 63	
		77 Bucknell 43 68	103 Colgate 63 61	
		77 Bucknell 57 60	113 Holy Cross 59 72	
		94 Villanova 76 54	129 Lehigh 64 56	
			129 Lehigh 63 64	
			131 N Buffalo 55 73	
			134 Boston U. 44 59	
			155 George Washington 66 53	
			178 Towson 60 63	
			185 Lafayette 52 67	
			199 Radford 59 55	
			209 High Point 56 48	
			229 Saint Joseph's 51 72	
			231 George Mason 55 73	
			247 Loyola Maryland 47 56	
			247 Loyola Maryland 63 44	
			301 Army West Point 67 62	
			301 Army West Point 73 57	
LAST 10 Division I				
77 Bucknell 57 60	103 Colgate 62 63			
247 Loyola Maryland 47 56	247 Loyola Maryland 63 44			
301 Army West Point 67 62	113 Holy Cross 59 72			
185 Lafayette 52 67	77 Bucknell 43 68			
129 Lehigh 64 56	129 Lehigh 63 64			

Non-Div I Games:

American

Loss, Non-Conf, S Site, Home Away N Neutral

Appalachian St.

Through Games Of Feb. 15, 2020

Average RPI Win:	288	WON-LOST	WINNING	LAST 10	STRENGTH OF	OPP. STRENGTH	TEAM	ADJ.	CONF.	ADJ CONF.
Average RPI Loss:	135	RECORD	PCT. RANK	GAMES	SCHEDULE	OF SCHEDULE	RPI	RPI	RPI	RPI
DIV. I ONLY	8- 16	263	5-5	126	221	241	241	21	21	
DIV. I NON-CONF.	3- 8	268	0	134	242	239	239	19	19	
TOTALS	RPI 1-25	RPI 26-50	W-L RECORDS	RPI 51-100	RPI 101-150	RPI 150+				
8- 16	0- 1	0- 3	OVERALL	0- 1	0- 6	8- 5				
5- 5	0- 0	0- 1	HOME	0- 1	0- 1	5- 2				
2- 10	0- 1	0- 2	AWAY	0- 0	0- 4	2- 3				
1- 1	0- 0	0- 0	NEUTRAL	0- 0	0- 1	1- 0				
3- 8	0- 1	0- 1	NON-CONFERENCE	0- 0	0- 4	3- 2				
1- 2	0- 0	0- 0	HOME	0- 0	0- 0	1- 2				
1- 5	0- 1	0- 1	AWAY	0- 0	0- 3	1- 0				
1- 1	0- 0	0- 0	NEUTRAL	0- 0	0- 1	1- 0				
5- 8	0- 0	0- 2	CONFERENCE	0- 1	0- 2	5- 3				
4- 3	0- 0	0- 1	HOME	0- 1	0- 1	4- 0				
1- 5	0- 0	0- 1	AWAY	0- 0	0- 1	1- 3				
0- 0	0- 0	0- 0	NEUTRAL	0- 0	0- 0	0- 0				

RPI 1-25				RPI 26-50				RPI 51-100				RPI 101+ Team's RPI: 241			
RPI	S	Opponent	Score	RPI	S	Opponent	Score	RPI	S	Opponent	Score	RPI	S	Opponent	Score
2	A	South Carolina	50 92	32	A	Michigan	35 62	80	H	Coastal Caro.	53 80	108	A	UT Arlington	44 63
				49	A	Troy	55 84					108	H	UT Arlington	60 82
				49	H	Troy	61 81					118	A	VCU	38 66
												126	N	Bethune-Cookman	44 61
												144	A	Elon	66 67
												145	A	UNC Greensboro	47 54
												201	H	Gardner-Webb	56 67
												208	A	Little Rock	63 68
												239	A	South Alabama	66 81
												239	H	South Alabama	71 59
												258	A	Arkansas St.	58 76
												259	A	Texas St.	59 47
												259	H	Texas St.	73 65
												280	A	Wofford	54 51
												285	H	ETSU	61 67
												300	H	Ga. Southern	83 75
												309	H	Georgia St.	65 37
												323	H	Mercer	77 68
												338	N	Canisius	74 57
LAST 10 Division I															
				49	H	Troy	61 81	309	H	Georgia St.	65 37				
				239	H	South Alabama	71 59	208	A	Little Rock	63 68				
				259	A	Texas St.	59 47	80	H	Coastal Caro.	53 80				
				108	A	UT Arlington	44 63	258	A	Arkansas St.	58 76				
				300	H	Ga. Southern	83 75	259	H	Texas St.	73 65				

Non-Div I Games:

Appalachian St.

■ Loss,
 ■ Non-Conf, S Site,
 ■ Home
 ■ Away
 N Neutral

Arizona

Through Games Of Feb. 15, 2020

Average RPI Win:	162	WON-LOST	WINNING	LAST 10	STRENGTH OF	OPP. STRENGTH	TEAM	ADJ.	CONF.	ADJ CONF.
Average RPI Loss:	7	RECORD	PCT. RANK	GAMES	SCHEDULE	OF SCHEDULE	RPI	RPI	RPI	RPI
DIV. I ONLY	20- 4	21	7-3	61	33	23	23	1	1	
DIV. I NON-CONF.	11- 0	1	0	334	257	87	87	1	1	
TOTALS	RPI 1-25	RPI 26-50	W-L RECORDS	RPI 51-100	RPI 101-150	RPI 150+				
20- 4	2- 4	3- 0	OVERALL	3- 0	2- 0	10- 0				
11- 2	1- 2	1- 0	HOME	1- 0	1- 0	7- 0				
9- 2	1- 2	2- 0	AWAY	2- 0	1- 0	3- 0				
0- 0	0- 0	0- 0	NEUTRAL	0- 0	0- 0	0- 0				
11- 0	0- 0	1- 0	NON-CONFERENCE	0- 0	0- 0	10- 0				
7- 0	0- 0	0- 0	HOME	0- 0	0- 0	7- 0				
4- 0	0- 0	1- 0	AWAY	0- 0	0- 0	3- 0				
0- 0	0- 0	0- 0	NEUTRAL	0- 0	0- 0	0- 0				
9- 4	2- 4	2- 0	CONFERENCE	3- 0	2- 0	0- 0				
4- 2	1- 2	1- 0	HOME	1- 0	1- 0	0- 0				
5- 2	1- 2	1- 0	AWAY	2- 0	1- 0	0- 0				
0- 0	0- 0	0- 0	NEUTRAL	0- 0	0- 0	0- 0				

RPI	S	Opponent	Score	RPI	S	Opponent	Score	RPI	S	Opponent	Score	RPI	S	Opponent	Score
1	A	Oregon	52 85	27	A	Arizona St.	58 53	72	A	Southern California	65 57	133	A	Washington	66 58
1	H	Oregon	64 71	27	H	Arizona St.	59 53	72	H	Southern California	73 57	133	H	Washington	64 53
10	A	UCLA	58 70	42	A	Texas	83 58	100	A	Washington St.	74 67	171	A	Montana	77 42
10	H	UCLA	92 66									204	H	Santa Clara	65 52
15	A	Oregon St.	65 58									215	H	North Dakota	74 42
15	H	Oregon St.	61 63									216	A	UTEP	54 43
												266	H	UC Santa Barbara	61 42
												279	H	Monmouth	86 34
												281	H	UC Riverside	70 27
												297	H	Prairie View	83 48
												336	H	Tennessee St.	77 42
												348	A	Chicago St.	82 50
LAST 10 Division I															
133	H	Washington	64 53	27	H	Arizona St.	59 53								
15	A	Oregon St.	65 58	133	A	Washington	66 58								
1	A	Oregon	52 85	100	A	Washington St.	74 67								
72	H	Southern California	73 57	1	H	Oregon	64 71								
10	H	UCLA	92 66	15	H	Oregon St.	61 63								

Non-Div I Games:

Arizona

Loss, Non-Conf, S Site, H Home A Away N Neutral

Average RPI Win:	146	WON-LOST	WINNING	LAST 10	STRENGTH OF	OPP. STRENGTH	TEAM	ADJ.	CONF.	ADJ CONF.
Average RPI Loss:	22	RECORD	PCT. RANK	GAMES	SCHEDULE	OF SCHEDULE	RPI	RPI	RPI	RPI
DIV. I ONLY	17- 8	66	6-4	22	10	27	27	1	1	
DIV. I NON-CONF.	10- 2	29	0	214	86	62	62	1	1	
TOTALS	RPI 1-25	RPI 26-50	W-L RECORDS	RPI 51-100	RPI 101-150	RPI 150+				
17- 8	2- 6	1- 1	OVERALL	6- 1	1- 0	7- 0				
11- 2	2- 2	1- 0	HOME	3- 0	0- 0	5- 0				
4- 5	0- 4	0- 0	AWAY	2- 1	1- 0	1- 0				
2- 1	0- 0	0- 1	NEUTRAL	1- 0	0- 0	1- 0				
10- 2	0- 0	1- 1	NON-CONFERENCE	2- 1	0- 0	7- 0				
7- 0	0- 0	1- 0	HOME	1- 0	0- 0	5- 0				
1- 1	0- 0	0- 0	AWAY	0- 1	0- 0	1- 0				
2- 1	0- 0	0- 1	NEUTRAL	1- 0	0- 0	1- 0				
7- 6	2- 6	0- 0	CONFERENCE	4- 0	1- 0	0- 0				
4- 2	2- 2	0- 0	HOME	2- 0	0- 0	0- 0				
3- 4	0- 4	0- 0	AWAY	2- 0	1- 0	0- 0				
0- 0	0- 0	0- 0	NEUTRAL	0- 0	0- 0	0- 0				

RPI 1-25				RPI 26-50				Team's RPI: 27				RPI 51-100				RPI 101+			
RPI	S	Opponent	Score	RPI	S	Opponent	Score	RPI	S	Opponent	Score	RPI	S	Opponent	Score	RPI	S	Opponent	Score
1	A	Oregon	48 79	34	N	Purdue	52 59	56	N	Middle Tenn.	61 60	133	A	Washington	67 50				
1	H	Oregon	72 66	41	H	Creighton	70 55	62	A	Minnesota	66 80	182	H	Idaho St.	74 69				
10	A	UCLA	66 68					69	H	BYU	60 52	200	H	New Mexico	84 47				
10	H	UCLA	61 70					72	A	Southern California	63 54	207	N	Maine	57 31				
15	A	Oregon St.	62 64					72	H	Southern California	76 75	301	H	Army West Point	83 51				
15	H	Oregon St.	55 47					100	A	Washington St.	65 56	304	H	Air Force	87 56				
23	A	Arizona	53 59					100	H	Washington St.	62 59	312	H	Cal Poly	66 41				
23	H	Arizona	53 58									316	A	New Mexico St.	70 47				
LAST 10 Division I																			
100	H	Washington St.	62 59	23	A	Arizona	53 59												
1	A	Oregon	48 79	100	A	Washington St.	65 56												
15	A	Oregon St.	62 64	133	A	Washington	67 50												
10	H	UCLA	61 70	15	H	Oregon St.	55 47												
72	H	Southern California	76 75	1	H	Oregon	72 66												

Non-Div I Games:

Arizona St.

Average RPI Win:	341	WON-LOST	WINNING	LAST 10	STRENGTH OF	OPP. STRENGTH	TEAM	ADJ.	CONF.	ADJ CONF.
Average RPI Loss:	193	RECORD	PCT. RANK	GAMES	SCHEDULE	OF SCHEDULE	RPI	RPI	RPI	RPI
DIV. I ONLY	3- 18	326	2-8	305	328	335	335	32	32	
DIV. I NON-CONF.	0- 9	338	0	104	116	312	312	31	31	
TOTALS	RPI 1-25	RPI 26-50	W-L RECORDS	RPI 51-100	RPI 101-150	RPI 150+				
3- 18	0- 0	0- 2	OVERALL	0- 2	0- 3	3- 11				
1- 5	0- 0	0- 0	HOME	0- 0	0- 1	1- 4				
2- 13	0- 0	0- 2	AWAY	0- 2	0- 2	2- 7				
0- 0	0- 0	0- 0	NEUTRAL	0- 0	0- 0	0- 0				
0- 9	0- 0	0- 2	NON-CONFERENCE	0- 2	0- 1	0- 4				
0- 0	0- 0	0- 0	HOME	0- 0	0- 0	0- 0				
0- 9	0- 0	0- 2	AWAY	0- 2	0- 1	0- 4				
0- 0	0- 0	0- 0	NEUTRAL	0- 0	0- 0	0- 0				
3- 9	0- 0	0- 0	CONFERENCE	0- 0	0- 2	3- 7				
1- 5	0- 0	0- 0	HOME	0- 0	0- 1	1- 4				
2- 4	0- 0	0- 0	AWAY	0- 0	0- 1	2- 3				
0- 0	0- 0	0- 0	NEUTRAL	0- 0	0- 0	0- 0				

RPI 1-25			RPI 26-50			RPI 51-100			RPI 101+			Team's RPI: 335
RPI	S	Opponent	Score	RPI	S	Opponent	Score	RPI	S	Opponent	Score	
43	A	Iowa St.	40 90	80	A	Coastal Caro.	69 76	128	A	Texas Southern	77 78	
48	A	Tennessee	51 92	100	A	Washington St.	56 85	136	H	Jackson St.	44 56	
								150	A	Texas Tech	55 81	
								158	A	Wichita St.	50 100	
								165	A	Illinois	50 65	
								233	A	Milwaukee	55 69	
								243	A	Southern U.	61 85	
								243	H	Southern U.	43 70	
								258	A	Arkansas St.	60 81	
								270	A	Alabama A&M	55 74	
								270	H	Alabama A&M	52 65	
								297	A	Prairie View	51 61	
								325	A	Alabama St.	73 62	
								325	H	Alabama St.	65 68	
								328	H	Alcorn	75 77	
								346	H	Grambling	84 79	
								351	A	Mississippi Val.	80 77	
LAST 10 Division I												
243	A	Southern U.	61 85	128	A	Texas Southern	77 78					
325	H	Alabama St.	65 68	297	A	Prairie View	51 61					
270	H	Alabama A&M	52 65	328	H	Alcorn	75 77					
136	H	Jackson St.	44 56	243	H	Southern U.	43 70					
346	H	Grambling	84 79	325	A	Alabama St.	73 62					

Non-Div I Games: Philander Smith 66 54

Ark.-Pine Bluff

■ Loss,
 ■ Non-Conf,
 ■ S Site,
 ■ Home
 ■ A Away
 N Neutral

Arkansas

Through Games Of Feb. 15, 2020

Average RPI Win:	145	WON-LOST	WINNING	LAST 10	STRENGTH OF	OPP. STRENGTH	TEAM	ADJ.	CONF.	ADJ CONF.
Average RPI Loss:	49	RECORD	PCT. RANK	GAMES	SCHEDULE	OF SCHEDULE	RPI	RPI	RPI	RPI
DIV. I ONLY	19- 5	32	7-3	76	27	36	36	4	4	
DIV. I NON-CONF.	12- 1	10	0	167	138	33	33	5	5	
TOTALS	RPI 1-25	RPI 26-50	W-L RECORDS	RPI 51-100	RPI 101-150	RPI 150+				
19- 5	0- 3	1- 0	OVERALL	5- 1	7- 1	6- 0				
13- 3	0- 2	1- 0	HOME	3- 1	3- 0	6- 0				
4- 2	0- 1	0- 0	AWAY	1- 0	3- 1	0- 0				
2- 0	0- 0	0- 0	NEUTRAL	1- 0	1- 0	0- 0				
12- 1	0- 0	0- 0	NON-CONFERENCE	4- 0	2- 1	6- 0				
10- 0	0- 0	0- 0	HOME	3- 0	1- 0	6- 0				
0- 1	0- 0	0- 0	AWAY	0- 0	0- 1	0- 0				
2- 0	0- 0	0- 0	NEUTRAL	1- 0	1- 0	0- 0				
7- 4	0- 3	1- 0	CONFERENCE	1- 1	5- 0	0- 0				
3- 3	0- 2	1- 0	HOME	0- 1	2- 0	0- 0				
4- 1	0- 1	0- 0	AWAY	1- 0	3- 0	0- 0				
0- 0	0- 0	0- 0	NEUTRAL	0- 0	0- 0	0- 0				

RPI 1-25				RPI 26-50				Team's RPI: 36				RPI 51-100				RPI 101+			
RPI	S	Opponent	Score	RPI	S	Opponent	Score	RPI	S	Opponent	Score	RPI	S	Opponent	Score	RPI	S	Opponent	Score
2	A	South Carolina	82 91	26	H	Kentucky	103 85	61	H	Belmont	91 60	106	A	Vanderbilt	100 66				
2	H	South Carolina	65 86					65	H	UT Martin	96 46	107	H	Kansas St.	81 72				
16	H	Texas A&M	77 84					66	H	Stony Brook	88 58	120	A	Auburn	86 70				
								76	A	Alabama	66 48	130	A	Missouri	85 81				
								83	H	Georgia	55 64	130	H	Missouri	90 73				
								93	N	Fordham	71 59	137	H	Florida	79 57				
												138	N	Wisconsin	68 64				
												141	A	California	80 84				
												153	H	New Orleans	82 52				
												208	H	Little Rock	86 53				
												213	H	Oral Roberts	96 64				
												246	H	Tulsa	91 41				
												337	H	Northwestern St.	99 39				
												341	H	McNeese	101 58				
LAST 10 Division I																			
				26	H	Kentucky	103 85	83	H	Georgia	55 64								
				2	H	South Carolina	65 86	106	A	Vanderbilt	100 66								
				130	A	Missouri	85 81	130	H	Missouri	90 73								
				76	A	Alabama	66 48	2	A	South Carolina	82 91								
				137	H	Florida	79 57	120	A	Auburn	86 70								

Non-Div I Games:

Arkansas

■ Loss,
 ■ Non-Conf, S Site,
 ■ Home
 ■ Away
 N Neutral

Average RPI Win:	265	WON-LOST	WINNING	LAST 10	STRENGTH OF	OPP. STRENGTH	TEAM	ADJ.	CONF.	ADJ CONF.
Average RPI Loss:	181	RECORD	PCT. RANK	GAMES	SCHEDULE	OF SCHEDULE	RPI	RPI	RPI	RPI
DIV. I ONLY	8- 15	257	4-6	223	273	258	258	21	21	
DIV. I NON-CONF.	2- 8	295	0	107	279	251	251	19	19	
TOTALS	RPI 1-25	RPI 26-50	W-L RECORDS	RPI 51-100	RPI 101-150	RPI 150+				
8- 15	0- 2	0- 0	OVERALL	1- 0	0- 3	7- 10				
5- 3	0- 0	0- 0	HOME	1- 0	0- 2	4- 1				
3- 11	0- 2	0- 0	AWAY	0- 0	0- 1	3- 8				
0- 1	0- 0	0- 0	NEUTRAL	0- 0	0- 0	0- 1				
2- 8	0- 2	0- 0	NON-CONFERENCE	0- 0	0- 1	2- 5				
1- 1	0- 0	0- 0	HOME	0- 0	0- 1	1- 0				
1- 6	0- 2	0- 0	AWAY	0- 0	0- 0	1- 4				
0- 1	0- 0	0- 0	NEUTRAL	0- 0	0- 0	0- 1				
6- 7	0- 0	0- 0	CONFERENCE	1- 0	0- 2	5- 5				
4- 2	0- 0	0- 0	HOME	1- 0	0- 1	3- 1				
2- 5	0- 0	0- 0	AWAY	0- 0	0- 1	2- 4				
0- 0	0- 0	0- 0	NEUTRAL	0- 0	0- 0	0- 0				

RPI 1-25				RPI 26-50				RPI 51-100				RPI 101+ Team's RPI: 258			
RPI	S	Opponent	Score	RPI	S	Opponent	Score	RPI	S	Opponent	Score	RPI	S	Opponent	Score
6	A	Baylor	43 111					80	H	Coastal Caro.	63 61	108	A	UT Arlington	44 71
19	A	DePaul	64 109									108	H	UT Arlington	62 89
												125	H	Southeast Mo. St.	67 79
												161	N	N.C. A&T	50 55
												177	A	Memphis	50 78
												202	A	Louisiana	43 83
												208	A	Little Rock	58 67
												238	A	Murray St.	62 77
												241	H	Appalachian St.	76 58
												244	A	Louisiana Tech	54 67
												245	A	San Diego St.	71 62
												246	A	Tulsa	77 79
												259	A	Texas St.	56 53
												259	H	Texas St.	69 83
												300	A	Ga. Southern	67 80
												300	H	Ga. Southern	69 62
												309	A	Georgia St.	56 67
												309	H	Georgia St.	70 68
												335	H	Ark.-Pine Bluff	81 60
												350	A	La.-Monroe	54 53
LAST 10 Division I															
259	H	Texas St.	69 83	80	H	Coastal Caro.	63 61	202	A	Louisiana	43 83				
108	H	UT Arlington	62 89	208	A	Little Rock	58 67	241	H	Appalachian St.	76 58				
300	A	Ga. Southern	67 80	300	H	Ga. Southern	69 62								
309	A	Georgia St.	56 67												
350	A	La.-Monroe	54 53												

Non-Div I Games: Central Baptist 88 63

Arkansas St.

■ Loss,
 ■ Non-Conf, S Site,
 ■ Home
 ■ Away
 N Neutral

Average RPI Win:	279	WON-LOST	WINNING	LAST 10	STRENGTH OF	OPP. STRENGTH	TEAM	ADJ.	CONF.	ADJ CONF.
Average RPI Loss:	151	RECORD	PCT. RANK	GAMES	SCHEDULE	OF SCHEDULE	RPI	RPI	RPI	RPI
DIV. I ONLY	5- 19	315	1-9	177	201	301	301	15	15	
DIV. I NON-CONF.	4- 7	225	0	239	254	256	256	16	16	
TOTALS	RPI 1-25	RPI 26-50	W-L RECORDS	RPI 51-100	RPI 101-150	RPI 150+				
5- 19	0- 1	0- 1	OVERALL	0- 3	1- 6	4- 8				
3- 8	0- 1	0- 0	HOME	0- 1	1- 4	2- 2				
2- 11	0- 0	0- 1	AWAY	0- 2	0- 2	2- 6				
0- 0	0- 0	0- 0	NEUTRAL	0- 0	0- 0	0- 0				
4- 7	0- 1	0- 1	NON-CONFERENCE	0- 1	0- 2	4- 2				
2- 3	0- 1	0- 0	HOME	0- 0	0- 2	2- 0				
2- 4	0- 0	0- 1	AWAY	0- 1	0- 0	2- 2				
0- 0	0- 0	0- 0	NEUTRAL	0- 0	0- 0	0- 0				
1- 12	0- 0	0- 0	CONFERENCE	0- 2	1- 4	0- 6				
1- 5	0- 0	0- 0	HOME	0- 1	1- 2	0- 2				
0- 7	0- 0	0- 0	AWAY	0- 1	0- 2	0- 4				
0- 0	0- 0	0- 0	NEUTRAL	0- 0	0- 0	0- 0				

RPI 1-25				RPI 26-50				RPI 51-100				RPI 101+ Team's RPI: 301			
RPI	S	Opponent	Score	RPI	S	Opponent	Score	RPI	S	Opponent	Score	RPI	S	Opponent	Score
21	H	TCU	52 66	27	A	Arizona St.	51 83	57	A	St. John's (NY)	60 96	103	A	Colgate	93 100
								77	A	Bucknell	46 77	113	H	Holy Cross	61 48
								77	H	Bucknell	52 63	119	H	William & Mary	65 77
												129	A	Lehigh	72 89
												129	H	Lehigh	65 94
												134	H	Boston U.	66 72
												146	H	Columbia	62 71
												185	A	Lafayette	58 67
												185	H	Lafayette	52 57
												205	A	American	57 73
												205	H	American	62 67
												221	A	Manhattan	56 86
												247	A	Loyola Maryland	59 68
												291	A	Navy	45 57
												304	A	Air Force	68 66
												308	A	St. Francis Brooklyn	64 70
												315	H	Bryant	81 75
												322	A	Fairleigh Dickinson	70 68
												339	H	LIU Brooklyn	67 60
LAST 10 Division I															
129	A	Lehigh	72 89	291	A	Navy	45 57								
185	A	Lafayette	58 67	185	H	Lafayette	52 57								
205	H	American	62 67	247	A	Loyola Maryland	59 68								
129	H	Lehigh	65 94	113	H	Holy Cross	61 48								
77	A	Bucknell	46 77	134	H	Boston U.	66 72								

Non-Div I Games:

Army West Point

■ Loss,
 ■ Non-Conf, S Site,
 ■ Home
 ■ Away
 N Neutral

Average RPI Win:	200	WON-LOST	WINNING	LAST 10	STRENGTH OF	OPP. STRENGTH	TEAM	ADJ.	CONF.	ADJ CONF.
Average RPI Loss:	58	RECORD	PCT. RANK	GAMES	SCHEDULE	OF SCHEDULE	RPI	RPI	RPI	RPI
DIV. I ONLY	8- 14	252	2-8	12	66	120	120	4	4	
DIV. I NON-CONF.	6- 5	151	0	23	181	74	74	5	5	
TOTALS	RPI 1-25	RPI 26-50	W-L RECORDS	RPI 51-100	RPI 101-150	RPI 150+				
8- 14	0- 3	0- 4	OVERALL	1- 4	2- 3	5- 0				
6- 4	0- 0	0- 2	HOME	0- 1	2- 1	4- 0				
1- 8	0- 3	0- 1	AWAY	0- 2	0- 2	1- 0				
1- 2	0- 0	0- 1	NEUTRAL	1- 1	0- 0	0- 0				
6- 5	0- 1	0- 2	NON-CONFERENCE	1- 1	1- 1	4- 0				
4- 1	0- 0	0- 1	HOME	0- 0	1- 0	3- 0				
1- 2	0- 1	0- 0	AWAY	0- 0	0- 1	1- 0				
1- 2	0- 0	0- 1	NEUTRAL	1- 1	0- 0	0- 0				
2- 9	0- 2	0- 2	CONFERENCE	0- 3	1- 2	1- 0				
2- 3	0- 0	0- 1	HOME	0- 1	1- 1	1- 0				
0- 6	0- 2	0- 1	AWAY	0- 2	0- 1	0- 0				
0- 0	0- 0	0- 0	NEUTRAL	0- 0	0- 0	0- 0				
















































RPI 1-25				RPI 26-50				RPI 51-100				RPI 101+ Team's RPI: 120			
RPI	S	Opponent	Score	RPI	S	Opponent	Score	RPI	S	Opponent	Score	RPI	S	Opponent	Score
2	A	South Carolina	53 79	26	A	Kentucky	61 68	56	N	Middle Tenn.	50 73	106	A	Vanderbilt	55 77
9	A	Mississippi St.	73 78	28	H	Old Dominion	77 89	59	N	Dayton	76 74	106	H	Vanderbilt	70 62
21	A	TCU	65 80	33	N	Drake	82 83	76	A	Alabama	64 68	126	H	Bethune-Cookman	74 56
				36	H	Arkansas	70 86	76	H	Alabama	48 75	127	A	UAB	75 80
								83	A	Georgia	50 61	137	H	Florida	63 83
												229	H	Saint Joseph's	66 62
												239	A	South Alabama	82 62
												276	H	Jacksonville St.	62 53
												280	H	Wofford	84 82
												282	H	Ole Miss	59 43
LAST 10 Division I															
2	A	South Carolina	53 79	282	H	Ole Miss	59 43								
76	A	Alabama	64 68	83	A	Georgia	50 61								
106	H	Vanderbilt	70 62	76	H	Alabama	48 75								
9	A	Mississippi St.	73 78	137	H	Florida	63 83								
26	A	Kentucky	61 68	36	H	Arkansas	70 86								

Non-Div I Games:

Auburn


■ Loss,
 ■ Non-Conf,
 ■ S Site,
 ■ H Home
 ■ A Away
 N Neutral

Average RPI Win:	266	WON-LOST	WINNING	LAST 10	STRENGTH OF	OPP. STRENGTH	TEAM	ADJ.	CONF.	ADJ CONF.
Average RPI Loss:	112	RECORD	PCT. RANK	GAMES	SCHEDULE	OF SCHEDULE	RPI	RPI	RPI	RPI
DIV. I ONLY	13- 10	133	5-5	250	253	175	175	20	20	
DIV. I NON-CONF.	7- 2	53	0	291	250	98	98	24	24	
TOTALS	RPI 1-25	RPI 26-50	W-L RECORDS	RPI 51-100	RPI 101-150	RPI 150+				
13- 10	0- 0	0- 1	OVERALL	1- 4	0- 2	12- 3				
6- 4	0- 0	0- 0	HOME	1- 2	0- 1	5- 1				
6- 6	0- 0	0- 1	AWAY	0- 2	0- 1	6- 2				
1- 0	0- 0	0- 0	NEUTRAL	0- 0	0- 0	1- 0				
7- 2	0- 0	0- 1	NON-CONFERENCE	1- 0	0- 0	6- 1				
2- 0	0- 0	0- 0	HOME	1- 0	0- 0	1- 0				
4- 2	0- 0	0- 1	AWAY	0- 0	0- 0	4- 1				
1- 0	0- 0	0- 0	NEUTRAL	0- 0	0- 0	1- 0				
6- 8	0- 0	0- 0	CONFERENCE	0- 4	0- 2	6- 2				
4- 4	0- 0	0- 0	HOME	0- 2	0- 1	4- 1				
2- 4	0- 0	0- 0	AWAY	0- 2	0- 1	2- 1				
0- 0	0- 0	0- 0	NEUTRAL	0- 0	0- 0	0- 0				

RPI 1-25	RPI 26-50	RPI 51-100	RPI 101+	Team's RPI: 175
RPI S Opponent Score	RPI S Opponent Score	RPI S Opponent Score	RPI S Opponent Score	
	26  Kentucky 52  81	61  Belmont 46  69	125  Southeast Mo. St. 43  81	
		61  Belmont 52  53	125  Southeast Mo. St. 66  79	
		65  UT Martin 61  65	165  Illinois 62  76	
		65  UT Martin 61  69	168 N Binghamton 80 63	
		71  Illinois St. 77 72	196  Chattanooga 50 49	
			198  Tennessee Tech 49  58	
			226  Eastern Ill. 47  76	
			238  Murray St. 69 61	
			263  Eastern Ky. 69 53	
			270  Alabama A&M 67 61	
			276  Jacksonville St. 63 57	
			295  FIU 58 56	
			324  Evansville 80 64	
			333  SIUE 74 61	
			336  Tennessee St. 87 55	
			336  Tennessee St. 76 58	
			351  Mississippi Val. 100 82	
LAST 10 Division I				
	263  Eastern Ky. 69 53	333  SIUE 74 61		
	238  Murray St. 69 61	61  Belmont 52  53		
	61  Belmont 46  69	336  Tennessee St. 76 58		
	336  Tennessee St. 87 55	65  UT Martin 61  65		
	226  Eastern Ill. 47  76	125  Southeast Mo. St. 43  81		

Non-Div I Games: Christian Bros. 82 62 Ky. Wesleyan 103 70

Austin Peay

 Loss,  Non-Conf, S Site,  Home  Away N Neutral

Average RPI Win:	182	WON-LOST	WINNING	LAST 10	STRENGTH OF	OPP. STRENGTH	TEAM	ADJ.	CONF.	ADJ CONF.
Average RPI Loss:	70	RECORD	PCT. RANK	GAMES	SCHEDULE	OF SCHEDULE	RPI	RPI	RPI	RPI
DIV. I ONLY	14- 9	109	8-2	62	88	69	69	11	11	
DIV. I NON-CONF.	4- 5	195	0	81	44	129	129	11	11	
TOTALS	RPI 1-25	RPI 26-50	W-L RECORDS	RPI 51-100	RPI 101-150	RPI 150+				
14- 9	0- 3	0- 1	OVERALL	1- 2	4- 3	9- 0				
7- 3	0- 1	0- 0	HOME	0- 1	2- 1	5- 0				
6- 5	0- 1	0- 1	AWAY	1- 1	2- 2	3- 0				
1- 1	0- 1	0- 0	NEUTRAL	0- 0	0- 0	1- 0				
4- 5	0- 1	0- 1	NON-CONFERENCE	1- 2	0- 1	3- 0				
2- 1	0- 0	0- 0	HOME	0- 1	0- 0	2- 0				
1- 3	0- 0	0- 1	AWAY	1- 1	0- 1	0- 0				
1- 1	0- 1	0- 0	NEUTRAL	0- 0	0- 0	1- 0				
10- 4	0- 2	0- 0	CONFERENCE	0- 0	4- 2	6- 0				
5- 2	0- 1	0- 0	HOME	0- 0	2- 1	3- 0				
5- 2	0- 1	0- 0	AWAY	0- 0	2- 1	3- 0				
0- 0	0- 0	0- 0	NEUTRAL	0- 0	0- 0	0- 0				

RPI 1-25				RPI 26-50				RPI 51-100 Team's RPI: 69				RPI 101+			
RPI	S	Opponent	Score	RPI	S	Opponent	Score	RPI	S	Opponent	Score	RPI	S	Opponent	Score
13	A	Gonzaga	44 59	27	A	Arizona St.	52 60	60	A	Fresno St.	71 65	108	A	San Diego	45 51
13	H	Gonzaga	43 55					99	H	Utah	73 77	108	H	San Diego	52 36
15	N	Oregon St.	34 65					100	A	Washington St.	50 67	116	A	Boise St.	55 66
												117	A	Pacific	76 66
												117	H	Pacific	65 54
												143	A	Portland	66 54
												143	H	Portland	48 57
												157	A	Saint Mary's (CA)	65 55
												157	H	Saint Mary's (CA)	60 39
												166	N	San Jose St.	75 56
												188	A	Pepperdine	65 47
												204	H	Santa Clara	71 48
												235	H	San Francisco	57 44
												284	H	Utah St.	67 50
												292	A	LMU (CA)	59 44
												326	H	Utah Valley	71 57
LAST 10 Division I															
117	H	Pacific	65 54	204	H	Santa Clara	71 48								
157	H	Saint Mary's (CA)	60 39	235	H	San Francisco	57 44								
108	A	San Diego	45 51	157	A	Saint Mary's (CA)	65 55								
13	A	Gonzaga	44 59	117	A	Pacific	76 66								
143	A	Portland	66 54	108	H	San Diego	52 36								

Non-Div I Games: Tex. A&M-Kingsville90 38

BYU

■ Loss,
 ■ Non-Conf,
 ■ S Site,
 ■ Home
 ■ A Away
 N Neutral

Average RPI Win:	183	WON-LOST	WINNING	LAST 10	STRENGTH OF	OPP. STRENGTH	TEAM	ADJ.	CONF.	ADJ CONF.
Average RPI Loss:	68	RECORD	PCT. RANK	GAMES	SCHEDULE	OF SCHEDULE	RPI	RPI	RPI	RPI
DIV. I ONLY	16- 7	61	7-3	108	105	58	58	10	10	
DIV. I NON-CONF.	7- 4	100	0	203	109	109	109	10	10	
TOTALS	RPI 1-25	RPI 26-50	W-L RECORDS	RPI 51-100	RPI 101-150	RPI 150+				
16- 7	0- 1	0- 2	OVERALL	1- 2	5- 2	10- 0				
8- 1	0- 0	0- 1	HOME	1- 0	2- 0	5- 0				
5- 5	0- 1	0- 1	AWAY	0- 2	1- 1	4- 0				
3- 1	0- 0	0- 0	NEUTRAL	0- 0	2- 1	1- 0				
7- 4	0- 0	0- 1	NON-CONFERENCE	1- 2	2- 1	4- 0				
2- 1	0- 0	0- 1	HOME	1- 0	0- 0	1- 0				
2- 2	0- 0	0- 0	AWAY	0- 2	0- 0	2- 0				
3- 1	0- 0	0- 0	NEUTRAL	0- 0	2- 1	1- 0				
9- 3	0- 1	0- 1	CONFERENCE	0- 0	3- 1	6- 0				
6- 0	0- 0	0- 0	HOME	0- 0	2- 0	4- 0				
3- 3	0- 1	0- 1	AWAY	0- 0	1- 1	2- 0				
0- 0	0- 0	0- 0	NEUTRAL	0- 0	0- 0	0- 0				

RPI 1-25				RPI 26-50				RPI 51-100				Team's RPI: 58	RPI 101+			
RPI	S	Opponent	Score	RPI	S	Opponent	Score	RPI	S	Opponent	Score		RPI	S	Opponent	Score
20	A	Central Mich.	39 66	31	H	Western Ky.	86 91	52	A	IUPUI	48 65		104	A	Kent St.	68 69
				47	A	Ohio	71 79	84	A	Cincinnati	56 63		104	H	Kent St.	66 62
								92	H	Butler	74 70		129	N	Lehigh	54 52
													131	A	Buffalo	69 58
													131	H	Buffalo	69 65
													138	N	Wisconsin	56 67
													148	N	Providence	52 51
													152	H	Western Mich.	68 65
													159	A	Toledo	60 58
													173	H	Eastern Mich.	59 54
													187	H	Akron	60 52
													189	H	Miami (OH)	80 63
													200	A	New Mexico	70 57
													255	A	Bowling Green	86 80
													260	H	Xavier	70 49
													292	N	LMU (CA)	77 72
													329	A	Purdue Fort Wayne	83 52
LAST 10 Division I																
131	A	Buffalo	69 58	189	H	Miami (OH)	80 63									
159	A	Toledo	60 58	131	H	Buffalo	69 65									
187	H	Akron	60 52	47	A	Ohio	71 79									
152	H	Western Mich.	68 65	20	A	Central Mich.	39 66									
104	A	Kent St.	68 69	173	H	Eastern Mich.	59 54									

Non-Div I Games: Urbana 84 49

Ball St.

■ Loss,
 ■ Non-Conf, S Site,
 ■ Home
 ■ Away
 N Neutral

Average RPI Win:	122	WON-LOST	WINNING	LAST 10	STRENGTH OF	OPP. STRENGTH	TEAM	ADJ.	CONF.	ADJ CONF.
Average RPI Loss:	2	RECORD	PCT. RANK	GAMES	SCHEDULE	OF SCHEDULE	RPI	RPI	RPI	RPI
DIV. I ONLY	23- 1	2	10-0	46	9	6	6	3	3	
DIV. I NON-CONF.	11- 1	13	0	180	17	40	40	4	4	
TOTALS	RPI 1-25	RPI 26-50	W-L RECORDS	RPI 51-100	RPI 101-150	RPI 150+				
23- 1	4- 1	5- 0	OVERALL	4- 0	4- 0	6- 0				
14- 0	1- 0	2- 0	HOME	3- 0	2- 0	6- 0				
7- 0	2- 0	3- 0	AWAY	0- 0	2- 0	0- 0				
2- 1	1- 1	0- 0	NEUTRAL	1- 0	0- 0	0- 0				
11- 1	2- 1	0- 0	NON-CONFERENCE	3- 0	0- 0	6- 0				
8- 0	0- 0	0- 0	HOME	2- 0	0- 0	6- 0				
1- 0	1- 0	0- 0	AWAY	0- 0	0- 0	0- 0				
2- 1	1- 1	0- 0	NEUTRAL	1- 0	0- 0	0- 0				
12- 0	2- 0	5- 0	CONFERENCE	1- 0	4- 0	0- 0				
6- 0	1- 0	2- 0	HOME	1- 0	2- 0	0- 0				
6- 0	1- 0	3- 0	AWAY	0- 0	2- 0	0- 0				
0- 0	0- 0	0- 0	NEUTRAL	0- 0	0- 0	0- 0				

RPI	S	Opponent	Score	RPI	S	Opponent	Score	RPI	S	Opponent	Score	RPI	S	Opponent	Score
2	N	South Carolina	59 74	42	A	Texas	64 44	53	H	West Virginia	91 51	107	A	Kansas St.	54 40
7	A	UConn	74 58	43	H	Iowa St.	83 62	63	H	South Fla.	58 46	115	A	Kansas	90 47
14	N	Indiana	77 62	45	A	Oklahoma	77 56	83	H	Georgia	72 38	115	H	Kansas	97 44
21	A	TCU	66 57	46	A	Oklahoma St.	69 42	100	N	Washington St.	89 66	150	H	Texas Tech	87 79
21	H	TCU	81 62	46	H	Oklahoma St.	94 48					258	H	Arkansas St.	111 43
												262	H	New Hampshire	97 29
												267	H	Lamar University	90 28
												273	H	Morehead St.	94 47
												319	H	Houston Baptist	112 42
												346	H	Grambling	120 46
LAST 10 Division I															
46	A	Oklahoma St.	69 42	43	H	Iowa St.	83 62								
21	H	TCU	81 62	150	H	Texas Tech	87 79								
107	A	Kansas St.	54 40	21	A	TCU	66 57								
115	H	Kansas	97 44	53	H	West Virginia	91 51								
42	A	Texas	64 44	115	A	Kansas	90 47								

Non-Div I Games:

Baylor

■ Loss,
 ■ Non-Conf, S Site,
 ■ Home
 ■ Away
 N Neutral

Average RPI Win:	212	WON-LOST	WINNING	LAST 10	STRENGTH OF	OPP. STRENGTH	TEAM	ADJ.	CONF.	ADJ CONF.
Average RPI Loss:	80	RECORD	PCT. RANK	GAMES	SCHEDULE	OF SCHEDULE	RPI	RPI	RPI	RPI
DIV. I ONLY	17- 8	66	9-1	94	166	61	61	20	20	
DIV. I NON-CONF.	5- 6	187	0	25	10	75	75	24	24	
TOTALS	RPI 1-25	RPI 26-50	W-L RECORDS	RPI 51-100	RPI 101-150	RPI 150+				
17- 8	0- 1	1- 4	OVERALL	1- 1	1- 0	14- 2				
12- 0	0- 0	1- 0	HOME	1- 0	0- 0	10- 0				
5- 6	0- 0	0- 3	AWAY	0- 1	1- 0	4- 2				
0- 2	0- 1	0- 1	NEUTRAL	0- 0	0- 0	0- 0				
5- 6	0- 1	1- 4	NON-CONFERENCE	1- 0	0- 0	3- 1				
4- 0	0- 0	1- 0	HOME	1- 0	0- 0	2- 0				
1- 4	0- 0	0- 3	AWAY	0- 0	0- 0	1- 1				
0- 2	0- 1	0- 1	NEUTRAL	0- 0	0- 0	0- 0				
12- 2	0- 0	0- 0	CONFERENCE	0- 1	1- 0	11- 1				
8- 0	0- 0	0- 0	HOME	0- 0	0- 0	8- 0				
4- 2	0- 0	0- 0	AWAY	0- 1	1- 0	3- 1				
0- 0	0- 0	0- 0	NEUTRAL	0- 0	0- 0	0- 0				

RPI 1-25				RPI 26-50				RPI 51-100 Team's RPI: 61				RPI 101+			
RPI	S	Opponent	Score	RPI	S	Opponent	Score	RPI	S	Opponent	Score	RPI	S	Opponent	Score
3	N	Maryland	26 90	30	N	Virginia Tech	58 60	56	H	Middle Tenn.	68 57	125	A	Southeast Mo. St.	57 45
				31	A	Western Ky.	46 77	65	A	UT Martin	57 74	159	A	Toledo	48 53
				36	A	Arkansas	60 91					175	A	Austin Peay	53 52
				37	A	Marquette	51 53					175	H	Austin Peay	69 46
				44	H	UCF	72 37					190	H	Northern Ky.	62 45
												196	H	Chattanooga	63 50
												198	A	Tennessee Tech	59 47
												226	H	Eastern Ill.	69 45
												238	A	Murray St.	86 56
												238	H	Murray St.	70 53
												263	H	Eastern Ky.	68 48
												268	A	Lipscomb	69 68
												273	H	Morehead St.	71 62
												276	A	Jacksonville St.	41 60
												276	H	Jacksonville St.	61 49
												333	H	SIUE	69 48
												336	H	Tennessee St.	70 58
LAST 10 Division I															
				276	H	Jacksonville St.	61 49			198	A	Tennessee Tech	59 47		
				336	H	Tennessee St.	70 58			175	A	Austin Peay	53 52		
				175	H	Austin Peay	69 46			238	A	Murray St.	86 56		
				238	H	Murray St.	70 53			273	H	Morehead St.	71 62		
				276	A	Jacksonville St.	41 60			263	H	Eastern Ky.	68 48		

Non-Div I Games:

Belmont

■ Loss,
 ■ Non-Conf,
 ■ S Site,
 ■ H Home
 ■ A Away
 N Neutral

Average RPI Win:	272	WON-LOST	WINNING	LAST 10	STRENGTH OF	OPP. STRENGTH	TEAM	ADJ.	CONF.	ADJ CONF.
Average RPI Loss:	84	RECORD	PCT. RANK	GAMES	SCHEDULE	OF SCHEDULE	RPI	RPI	RPI	RPI
DIV. I ONLY	16- 5	39	10-0	306	289	126	126	29	29	
DIV. I NON-CONF.	6- 4	123	0	276	94	148	148	29	29	
TOTALS	RPI 1-25	RPI 26-50	W-L RECORDS	RPI 51-100	RPI 101-150	RPI 150+				
16- 5	0- 1	0- 1	OVERALL	0- 1	0- 1	16- 1				
6- 2	0- 1	0- 1	HOME	0- 0	0- 0	6- 0				
9- 3	0- 0	0- 0	AWAY	0- 1	0- 1	9- 1				
1- 0	0- 0	0- 0	NEUTRAL	0- 0	0- 0	1- 0				
6- 4	0- 1	0- 1	NON-CONFERENCE	0- 1	0- 1	6- 0				
1- 2	0- 1	0- 1	HOME	0- 0	0- 0	1- 0				
4- 2	0- 0	0- 0	AWAY	0- 1	0- 1	4- 0				
1- 0	0- 0	0- 0	NEUTRAL	0- 0	0- 0	1- 0				
10- 1	0- 0	0- 0	CONFERENCE	0- 0	0- 0	10- 1				
5- 0	0- 0	0- 0	HOME	0- 0	0- 0	5- 0				
5- 1	0- 0	0- 0	AWAY	0- 0	0- 0	5- 1				
0- 0	0- 0	0- 0	NEUTRAL	0- 0	0- 0	0- 0				

RPI 1-25				RPI 26-50				RPI 51-100				RPI 101+ Team's RPI: 126			
RPI	S	Opponent	Score	RPI	S	Opponent	Score	RPI	S	Opponent	Score	RPI	S	Opponent	Score
20	H	Central Mich.	67 92	49	H	Troy	62 68	76	A	Alabama	49 60	120	A	Auburn	56 74
												154	A	Norfolk St.	51 61
												161	A	N.C. A&T	69 58
												161	H	N.C. A&T	70 50
												191	A	Jacksonville	53 52
												224	A	Stetson	59 55
												241	N	Appalachian St.	61 44
												251	H	Morgan St.	74 65
												257	A	Howard	75 59
												257	H	Howard	88 59
												295	A	FIU	65 60
												300	H	Ga. Southern	75 57
												313	H	N.C. Central	73 52
												317	A	UMES	62 53
												340	H	Coppin St.	82 51
												343	A	Florida A&M	78 57
												344	A	Charleston So.	81 41
												349	A	South Carolina St.	66 55
LAST 10 Division I															
				317	A	UMES	62 53					161	A	N.C. A&T	69 58
				257	H	Howard	88 59					313	H	N.C. Central	73 52
				161	H	N.C. A&T	70 50					251	H	Morgan St.	74 65
				343	A	Florida A&M	78 57					340	H	Coppin St.	82 51
				349	A	South Carolina St.	66 55					257	A	Howard	75 59

Non-Div I Games: Edward Waters 79 46 Palm Beach Atl. 68 45

Bethune-Cookman

Loss, Non-Conf, S Site, H Home A Away N Neutral

Binghamton

Through Games Of Feb. 15, 2020

Average RPI Win:	272	WON-LOST	WINNING	LAST 10	STRENGTH OF	OPP. STRENGTH	TEAM	ADJ.	CONF.	ADJ CONF.
Average RPI Loss:	180	RECORD	PCT. RANK	GAMES	SCHEDULE	OF SCHEDULE	RPI	RPI	RPI	RPI
DIV. I ONLY	16- 8	69	5-5	318	309	168	168	27	27	
DIV. I NON-CONF.	10- 2	29	0	328	271	124	124	27	27	
TOTALS	RPI 1-25	RPI 26-50	W-L RECORDS	RPI 51-100	RPI 101-150	RPI 150+				
16- 8	0- 0	0- 0	OVERALL	0- 3	0- 0	16- 5				
9- 2	0- 0	0- 0	HOME	0- 1	0- 0	9- 1				
6- 5	0- 0	0- 0	AWAY	0- 2	0- 0	6- 3				
1- 1	0- 0	0- 0	NEUTRAL	0- 0	0- 0	1- 1				
10- 2	0- 0	0- 0	NON-CONFERENCE	0- 1	0- 0	10- 1				
5- 0	0- 0	0- 0	HOME	0- 0	0- 0	5- 0				
4- 1	0- 0	0- 0	AWAY	0- 1	0- 0	4- 0				
1- 1	0- 0	0- 0	NEUTRAL	0- 0	0- 0	1- 1				
6- 6	0- 0	0- 0	CONFERENCE	0- 2	0- 0	6- 4				
4- 2	0- 0	0- 0	HOME	0- 1	0- 0	4- 1				
2- 4	0- 0	0- 0	AWAY	0- 1	0- 0	2- 3				
0- 0	0- 0	0- 0	NEUTRAL	0- 0	0- 0	0- 0				

RPI S	Opponent	Score	RPI S	Opponent	Score	RPI S	Opponent	Score	RPI S	Opponent	Score
						66	A Stony Brook	54 58	162	A Cornell	59 56
						66	H Stony Brook	60 67	173	H Eastern Mich.	78 67
						88	A Miami (FL)	56 79	175	N Austin Peay	63 80
									185	H Lafayette	74 64
									207	A Maine	65 75
									207	H Maine	73 63
									234	H UMass Lowell	56 66
									262	A New Hampshire	63 53
									269	H Niagara	74 55
									271	A Delaware St.	75 66
									278	A Siena	89 62
									289	H St. Bonaventure	78 67
									293	A Vermont	62 65
									293	H Vermont	76 53
									299	A UMBC	61 43
									314	A Albany (NY)	53 56
									314	H Albany (NY)	58 42
									322	A Fairleigh Dickinson	60 48
									327	H NJIT	75 40
									346	N Grambling	88 67
									347	H Hartford	80 44
LAST 10 Division I											
293	H Vermont	76 53	262	A New Hampshire	63 53						
66	A Stony Brook	54 58	66	H Stony Brook	60 67						
207	A Maine	65 75	207	H Maine	73 63						
314	H Albany (NY)	58 42	293	A Vermont	62 65						
347	H Hartford	80 44	234	H UMass Lowell	56 66						

Non-Div I Games: Bloomsburg 70 45

Binghamton

Loss, Non-Conf, S Site, H Home A Away N Neutral

Average RPI Win:	236	WON-LOST	WINNING	LAST 10	STRENGTH OF	OPP. STRENGTH	TEAM	ADJ.	CONF.	ADJ CONF.
Average RPI Loss:	114	RECORD	PCT. RANK	GAMES	SCHEDULE	OF SCHEDULE	RPI	RPI	RPI	RPI
DIV. I ONLY	16- 9	86	7-3	174	154	116	116	17	17	
DIV. I NON-CONF.	6- 4	123	0	66	32	83	83	22	22	
TOTALS	RPI 1-25	RPI 26-50	W-L RECORDS	RPI 51-100	RPI 101-150	RPI 150+				
16- 9	0- 3	0- 0	OVERALL	1- 2	1- 0	14- 4				
9- 4	0- 1	0- 0	HOME	1- 2	0- 0	8- 1				
7- 5	0- 2	0- 0	AWAY	0- 0	1- 0	6- 3				
0- 0	0- 0	0- 0	NEUTRAL	0- 0	0- 0	0- 0				
6- 4	0- 3	0- 0	NON-CONFERENCE	1- 1	1- 0	4- 0				
4- 2	0- 1	0- 0	HOME	1- 1	0- 0	3- 0				
2- 2	0- 2	0- 0	AWAY	0- 0	1- 0	1- 0				
0- 0	0- 0	0- 0	NEUTRAL	0- 0	0- 0	0- 0				
10- 5	0- 0	0- 0	CONFERENCE	0- 1	0- 0	10- 4				
5- 2	0- 0	0- 0	HOME	0- 1	0- 0	5- 1				
5- 3	0- 0	0- 0	AWAY	0- 0	0- 0	5- 3				
0- 0	0- 0	0- 0	NEUTRAL	0- 0	0- 0	0- 0				

RPI 1-25				RPI 26-50				RPI 51-100				RPI 101+ Team's RPI: 116			
RPI	S	Opponent	Score	RPI	S	Opponent	Score	RPI	S	Opponent	Score	RPI	S	Opponent	Score
4	A	Louisville	82 98					60	H	Fresno St.	80 85	127	A	UAB	83 81
5	H	Missouri St.	69 72					69	H	BYU	66 55	166	A	San Jose St.	61 74
21	A	TCU	65 77					100	H	Washington St.	68 80	188	H	Pepperdine	76 74
												194	A	Wyoming	68 73
												194	H	Wyoming	67 48
												195	A	UNLV	65 66
												200	H	New Mexico	83 82
												220	H	Portland St.	82 57
												245	A	San Diego St.	69 67
												245	H	San Diego St.	86 72
												252	A	Nevada	83 72
												252	H	Nevada	54 40
												264	A	Colorado St.	72 69
												284	A	Utah St.	65 59
												284	H	Utah St.	56 58
												304	A	Air Force	74 69
												304	H	Air Force	70 61
												306	A	Eastern Wash.	63 61
												326	H	Utah Valley	77 69
LAST 10 Division I															
245	A	San Diego St.	69 67	166	A	San Jose St.	61 74								
304	A	Air Force	74 69	60	H	Fresno St.	80 85								
284	H	Utah St.	56 58	284	A	Utah St.	65 59								
194	H	Wyoming	67 48	304	H	Air Force	70 61								
252	A	Nevada	83 72	245	H	San Diego St.	86 72								

Non-Div I Games: Lewis-Clark St. 88 34 Western Ore. 75 32

Boise St.

■ Loss,
 ■ Non-Conf, S Site,
 ■ Home
 ■ Away
 N Neutral

Average RPI Win:	167	WON-LOST	WINNING	LAST 10	STRENGTH OF	OPP. STRENGTH	TEAM	ADJ.	CONF.	ADJ CONF.
Average RPI Loss:	56	RECORD	PCT. RANK	GAMES	SCHEDULE	OF SCHEDULE	RPI	RPI	RPI	RPI
DIV. I ONLY	14- 10	119	6-4	59	55	75	75	5	5	
DIV. I NON-CONF.	7- 4	100	0	91	170	70	70	3	3	
TOTALS	RPI 1-25	RPI 26-50	W-L RECORDS	RPI 51-100	RPI 101-150	RPI 150+				
14- 10	1- 3	0- 3	OVERALL	1- 2	6- 2	6- 0				
7- 4	0- 2	0- 1	HOME	0- 1	3- 0	4- 0				
6- 5	1- 1	0- 2	AWAY	1- 0	2- 2	2- 0				
1- 1	0- 0	0- 0	NEUTRAL	0- 1	1- 0	0- 0				
7- 4	0- 1	0- 0	NON-CONFERENCE	0- 1	3- 2	4- 0				
5- 0	0- 0	0- 0	HOME	0- 0	1- 0	4- 0				
1- 3	0- 1	0- 0	AWAY	0- 0	1- 2	0- 0				
1- 1	0- 0	0- 0	NEUTRAL	0- 1	1- 0	0- 0				
7- 6	1- 2	0- 3	CONFERENCE	1- 1	3- 0	2- 0				
2- 4	0- 2	0- 1	HOME	0- 1	2- 0	0- 0				
5- 2	1- 0	0- 2	AWAY	1- 0	1- 0	2- 0				
0- 0	0- 0	0- 0	NEUTRAL	0- 0	0- 0	0- 0				

RPI 1-25				RPI 26-50				RPI 51-100 Team's RPI: 75				RPI 101+			
RPI	S	Opponent	Score	RPI	S	Opponent	Score	RPI	S	Opponent	Score	RPI	S	Opponent	Score
4	H	Louisville	70 81	30	A	Virginia Tech	49 70	70	N	Charlotte	68 84	112	H	Wake Forest	67 54
12	A	Northwestern	63 66	35	A	Duke	73 85	78	H	Syracuse	79 89	113	A	Holy Cross	71 80
16	H	NC State	54 72	50	H	Virginia	52 69	90	A	Georgia Tech	55 48	114	A	Notre Dame	75 65
24	A	Florida St.	65 56									114	H	Notre Dame	56 55
												118	H	VCU	87 52
												134	A	Boston U.	88 57
												148	A	Providence	60 76
												149	N	Tulane	89 76
												172	H	Rhode Island	66 55
												214	A	Clemson	70 68
												234	H	UMass Lowell	89 46
												271	H	Delaware St.	109 69
												287	A	Pittsburgh	79 70
												308	H	St. Francis Brooklyn	106 69
LAST 10 Division I															
114	H	Notre Dame	56 55	30	A	Virginia Tech	49 70	90	A	Georgia Tech	55 48	4	H	Louisville	70 81
214	A	Clemson	70 68	78	H	Syracuse	79 89	50	H	Virginia	52 69	114	A	Notre Dame	75 65
112	H	Wake Forest	67 54	24	A	Florida St.	65 56								

Non-Div I Games:

Boston College

■ Loss,
 ■ Non-Conf,
 ■ S Site,
 ■ H Home
 ■ A Away
 N Neutral

Average RPI Win: 199	WON-LOST	WINNING	LAST 10	STRENGTH OF	OPP. STRENGTH	TEAM	ADJ.	CONF.	ADJ CONF.
Average RPI Loss: 140	RECORD	PCT. RANK	GAMES	SCHEDULE	OF SCHEDULE	RPI	RPI	RPI	RPI
DIV. I ONLY	14- 10	119	8-2	163	156	134	134	15	15
DIV. I NON-CONF.	5- 6	187	0	166	137	189	189	16	16
TOTALS	RPI 1-25	RPI 26-50	W-L RECORDS	RPI 51-100	RPI 101-150	RPI 150+			
14- 10	0- 0	0- 0	OVERALL	1- 2	4- 5	9- 3			
7- 5	0- 0	0- 0	HOME	1- 2	2- 3	4- 0			
7- 5	0- 0	0- 0	AWAY	0- 0	2- 2	5- 3			
0- 0	0- 0	0- 0	NEUTRAL	0- 0	0- 0	0- 0			
5- 6	0- 0	0- 0	NON-CONFERENCE	0- 2	1- 3	4- 1			
2- 4	0- 0	0- 0	HOME	0- 2	1- 2	1- 0			
3- 2	0- 0	0- 0	AWAY	0- 0	0- 1	3- 1			
0- 0	0- 0	0- 0	NEUTRAL	0- 0	0- 0	0- 0			
9- 4	0- 0	0- 0	CONFERENCE	1- 0	3- 2	5- 2			
5- 1	0- 0	0- 0	HOME	1- 0	1- 1	3- 0			
4- 3	0- 0	0- 0	AWAY	0- 0	2- 1	2- 2			
0- 0	0- 0	0- 0	NEUTRAL	0- 0	0- 0	0- 0			

RPI S	Opponent	Score	RPI S	Opponent	Score	RPI S	Opponent	Score	RPI S	Opponent	Score	Team's RPI: 134
						67	H Marist	75 89	101	H Harvard	39 66	
						75	H Boston College	57 88	103	A Colgate	60 58	
						77	H Bucknell	52 48	103	H Colgate	61 70	
									113	A Holy Cross	62 51	
									113	H Holy Cross	76 70	
									129	A Lehigh	34 51	
									140	H Northeastern	72 56	
									141	A California	62 73	
									147	H Massachusetts	45 58	
									160	A UC Davis	68 75	
									170	H Dartmouth	74 56	
									185	A Lafayette	57 59	
									205	H American	59 44	
									207	A Maine	62 49	
									247	A Loyola Maryland	41 39	
									247	H Loyola Maryland	44 42	
									262	A New Hampshire	78 64	
									291	A Navy	41 46	
									291	H Navy	71 56	
									301	A Army West Point	72 66	
									314	A Albany (NY)	60 58	
LAST 10 Division I												
291	H Navy	71 56	113	H Holy Cross	76 70							
103	A Colgate	60 58	291	A Navy	41 46							
113	A Holy Cross	62 51	103	H Colgate	61 70							
77	H Bucknell	52 48	247	H Loyola Maryland	44 42							
247	A Loyola Maryland	41 39	301	A Army West Point	72 66							

Non-Div I Games:

Boston U.

Bowling Green

Through Games Of Feb. 15, 2020

Average RPI Win:	232	WON-LOST	WINNING	LAST 10	STRENGTH OF	OPP. STRENGTH	TEAM	ADJ.	CONF.	ADJ CONF.
Average RPI Loss:	134	RECORD	PCT. RANK	GAMES	SCHEDULE	OF SCHEDULE	RPI	RPI	RPI	RPI
DIV. I ONLY	6- 16	300	1-9	145	145	255	255	10	10	
DIV. I NON-CONF.	5- 5	164	0	201	256	162	162	10	10	
TOTALS	RPI 1-25	RPI 26-50	W-L RECORDS	RPI 51-100	RPI 101-150	RPI 150+				
6- 16	0- 1	0- 2	OVERALL	0- 1	0- 4	6- 8				
3- 5	0- 0	0- 0	HOME	0- 1	0- 0	3- 4				
2- 9	0- 1	0- 2	AWAY	0- 0	0- 3	2- 3				
1- 2	0- 0	0- 0	NEUTRAL	0- 0	0- 1	1- 1				
5- 5	0- 0	0- 1	NON-CONFERENCE	0- 0	0- 2	5- 2				
2- 0	0- 0	0- 0	HOME	0- 0	0- 0	2- 0				
2- 3	0- 0	0- 1	AWAY	0- 0	0- 1	2- 1				
1- 2	0- 0	0- 0	NEUTRAL	0- 0	0- 1	1- 1				
1- 11	0- 1	0- 1	CONFERENCE	0- 1	0- 2	1- 6				
1- 5	0- 0	0- 0	HOME	0- 1	0- 0	1- 4				
0- 6	0- 1	0- 1	AWAY	0- 0	0- 2	0- 2				
0- 0	0- 0	0- 0	NEUTRAL	0- 0	0- 0	0- 0				

RPI	S	Opponent	Score	RPI	S	Opponent	Score	RPI	S	Opponent	Score	RPI	S	Opponent	Score	Team's RPI: 255
20	A	Central Mich.	75 82	34	A	Purdue	74 81	58	H	Ball St.	80 86	104	A	Kent St.	47 61	
				47	A	Ohio	69 79					131	A	Buffalo	59 65	
												135	A	Loyola Chicago	76 84	
												139	N	Green Bay	54 73	
												152	H	Western Mich.	72 63	
												159	A	Toledo	72 79	
												173	A	Eastern Mich.	61 78	
												173	H	Eastern Mich.	58 70	
												174	A	Valparaiso	90 95	
												179	H	Northern Ill.	87 92	
												187	H	Akron	73 76	
												189	H	Miami (OH)	59 80	
												203	H	Cleveland St.	89 62	
												233	A	Milwaukee	63 51	
												235	N	San Francisco	56 64	
												240	A	Marshall	82 69	
												273	H	Morehead St.	79 65	
												288	N	California Baptist	98 60	
LAST 10 Division I																
20	A	Central Mich.	75 82	47	A	Ohio	69 79									
173	H	Eastern Mich.	58 70	152	H	Western Mich.	72 63									
179	H	Northern Ill.	87 92	159	A	Toledo	72 79									
104	A	Kent St.	47 61	131	A	Buffalo	59 65									
189	H	Miami (OH)	59 80	187	H	Akron	73 76									

Non-Div I Games: Davis & Elkins 91 52 Notre Dame (OH) 88 54

Bowling Green

Loss, Non-Conf, S Site, H Home A Away N Neutral

Average RPI Win:	181	WON-LOST	WINNING	LAST 10	STRENGTH OF	OPP. STRENGTH	TEAM	ADJ.	CONF.	ADJ CONF.
Average RPI Loss:	56	RECORD	PCT. RANK	GAMES	SCHEDULE	OF SCHEDULE	RPI	RPI	RPI	RPI
DIV. I ONLY	17- 4	29	8-2	143	94	38	38	7	7	
DIV. I NON-CONF.	8- 2	51	0	277	117	92	92	7	7	
TOTALS	RPI 1-25	RPI 26-50	W-L RECORDS	RPI 51-100	RPI 101-150	RPI 150+				
17- 4	0- 1	1- 1	OVERALL	3- 1	3- 1	10- 0				
9- 0	0- 0	1- 0	HOME	2- 0	1- 0	5- 0				
5- 3	0- 1	0- 1	AWAY	1- 1	1- 0	3- 0				
3- 1	0- 0	0- 0	NEUTRAL	0- 0	1- 1	2- 0				
8- 2	0- 0	0- 1	NON-CONFERENCE	0- 0	2- 1	6- 0				
3- 0	0- 0	0- 0	HOME	0- 0	1- 0	2- 0				
2- 1	0- 0	0- 1	AWAY	0- 0	0- 0	2- 0				
3- 1	0- 0	0- 0	NEUTRAL	0- 0	1- 1	2- 0				
9- 2	0- 1	1- 0	CONFERENCE	3- 1	1- 0	4- 0				
6- 0	0- 0	1- 0	HOME	2- 0	0- 0	3- 0				
3- 2	0- 1	0- 0	AWAY	1- 1	1- 0	1- 0				
0- 0	0- 0	0- 0	NEUTRAL	0- 0	0- 0	0- 0				

RPI 1-25				RPI 26-50				Team's RPI: 38		RPI 51-100				RPI 101+			
RPI	S	Opponent	Score	RPI	S	Opponent	Score	RPI	S	Opponent	Score	RPI	S	Opponent	Score		
5	A	Missouri St.	56 90	32	A	Michigan	57 77	71	A	Illinois St.	66 62	105	N	Liberty	63 75		
				33	H	Drake	77 76	71	H	Illinois St.	76 61	110	N	Richmond	61 57		
								74	H	UNI	61 47	135	A	Loyola Chicago	60 47		
								81	A	Southern Ill.	50 64	136	H	Jackson St.	78 69		
												174	A	Valparaiso	75 61		
												174	H	Valparaiso	90 69		
												189	H	Miami (OH)	79 68		
												193	A	Western Ill.	84 49		
												231	N	George Mason	61 59		
												277	H	Indiana St.	91 75		
												290	A	Oakland	74 58		
												294	H	North Dakota St.	70 64		
												306	N	Eastern Wash.	66 46		
												324	H	Evansville	82 51		
LAST 10 Division I																	
174	H	Valparaiso	90 69	74	H	UNI	61 47	174	A	Valparaiso	75 61						
71	A	Illinois St.	66 62	135	A	Loyola Chicago	60 47	71	H	Illinois St.	76 61						
81	A	Southern Ill.	50 64	277	H	Indiana St.	91 75										
5	A	Missouri St.	56 90														
33	H	Drake	77 76														

Non-Div I Games: Eureka 101 39

Bradley

Average RPI Win:	261	WON-LOST	WINNING	LAST 10	STRENGTH OF	OPP. STRENGTH	TEAM	ADJ.	CONF.	ADJ CONF.
Average RPI Loss:	134	RECORD	PCT. RANK	GAMES	SCHEDULE	OF SCHEDULE	RPI	RPI	RPI	RPI
DIV. I ONLY	7- 14	263	2-8	132	218	212	212	8	8	
DIV. I NON-CONF.	6- 7	182	1-1	282	334	230	230	8	8	
TOTALS	RPI 1-25	RPI 26-50	W-L RECORDS	RPI 51-100	RPI 101-150	RPI 150+				
7- 14	0- 1	0- 0	OVERALL	0- 4	0- 4	7- 5				
1- 6	0- 1	0- 0	HOME	0- 2	0- 1	1- 2				
6- 7	0- 0	0- 0	AWAY	0- 2	0- 3	6- 2				
0- 1	0- 0	0- 0	NEUTRAL	0- 0	0- 0	0- 1				
6- 7	0- 0	0- 0	NON-CONFERENCE	0- 1	0- 2	6- 4				
1- 3	0- 0	0- 0	HOME	0- 0	0- 1	1- 2				
5- 3	0- 0	0- 0	AWAY	0- 1	0- 1	5- 1				
0- 1	0- 0	0- 0	NEUTRAL	0- 0	0- 0	0- 1				
1- 7	0- 1	0- 0	CONFERENCE	0- 3	0- 2	1- 1				
0- 3	0- 1	0- 0	HOME	0- 2	0- 0	0- 0				
1- 4	0- 0	0- 0	AWAY	0- 1	0- 2	1- 1				
0- 0	0- 0	0- 0	NEUTRAL	0- 0	0- 0	0- 0				

RPI S	Opponent	Score	RPI S	Opponent	Score	RPI S	Opponent	Score	RPI S	Opponent	Score	Team's RPI: 212
18	H Princeton	48 85				55	A Yale	72 79	101	A Harvard	53 68	
						55	H Yale	40 73	113	H Holy Cross	71 83	
						63	A South Fla.	60 70	146	A Columbia	60 74	
						64	H Penn	73 85	147	A Massachusetts	42 95	
									162	A Cornell	63 74	
									170	A Dartmouth	83 71	
									172	N Rhode Island	44 89	
									197	H Merrimack	57 72	
									207	H Maine	76 70	
									236	A Fairfield	58 44	
									262	A New Hampshire	76 68	
									265	A Longwood	76 86	
									295	A FIU	72 57	
									315	A Bryant	56 50	
									315	H Bryant	44 45	
									345	A Central Conn. St.	83 73	
LAST 10 Division I												
18	H Princeton	48 85	162	A Cornell	63 74							
64	H Penn	73 85	55	H Yale	40 73							
101	A Harvard	53 68	55	A Yale	72 79							
170	A Dartmouth	83 71	63	A South Fla.	60 70							
146	A Columbia	60 74	295	A FIU	72 57							

Non-Div I Games:

Brown

■ Loss,
 ■ Non-Conf, S Site,
 ■ Home
 ■ Away
 N Neutral

Average RPI Win:	296	WON-LOST	WINNING	LAST 10	STRENGTH OF	OPP. STRENGTH	TEAM	ADJ.	CONF.	ADJ CONF.
Average RPI Loss:	206	RECORD	PCT. RANK	GAMES	SCHEDULE	OF SCHEDULE	RPI	RPI	RPI	RPI
DIV. I ONLY	8- 15	257	5-5	341	311	315	315	30	30	
DIV. I NON-CONF.	2- 9	304	0	326	219	334	334	30	30	
TOTALS	RPI 1-25	RPI 26-50	W-L RECORDS	RPI 51-100	RPI 101-150	RPI 150+				
8- 15	0- 0	0- 0	OVERALL	0- 1	0- 3	8- 11				
4- 7	0- 0	0- 0	HOME	0- 0	0- 1	4- 6				
4- 8	0- 0	0- 0	AWAY	0- 1	0- 2	4- 5				
0- 0	0- 0	0- 0	NEUTRAL	0- 0	0- 0	0- 0				
2- 9	0- 0	0- 0	NON-CONFERENCE	0- 1	0- 2	2- 6				
1- 4	0- 0	0- 0	HOME	0- 0	0- 1	1- 3				
1- 5	0- 0	0- 0	AWAY	0- 1	0- 1	1- 3				
0- 0	0- 0	0- 0	NEUTRAL	0- 0	0- 0	0- 0				
6- 6	0- 0	0- 0	CONFERENCE	0- 0	0- 1	6- 5				
3- 3	0- 0	0- 0	HOME	0- 0	0- 0	3- 3				
3- 3	0- 0	0- 0	AWAY	0- 0	0- 1	3- 2				
0- 0	0- 0	0- 0	NEUTRAL	0- 0	0- 0	0- 0				

RPI 1-25				RPI 26-50				RPI 51-100				RPI 101+				Team's RPI: 315	
RPI	S	Opponent	Score	RPI	S	Opponent	Score	RPI	S	Opponent	Score	RPI	S	Opponent	Score		
								62	A	Minnesota	56	101	113	A	Holy Cross	75	87
												132	A	Robert Morris	39	69	
												148	H	Providence	32	76	
												165	A	Illinois	55	69	
												183	A	Mt. St. Mary's	72	67	
												183	H	Mt. St. Mary's	70	76	
												197	A	Merrimack	66	78	
												212	A	Brown	45	44	
												212	H	Brown	50	56	
												234	H	UMass Lowell	35	55	
												250	A	Saint Francis (PA)	58	64	
												250	H	Saint Francis (PA)	60	63	
												262	H	New Hampshire	56	68	
												283	H	Wagner	45	58	
												293	A	Vermont	66	71	
												301	A	Army West Point	75	81	
												308	H	St. Francis Brooklyn	78	59	
												314	H	Albany (NY)	68	55	
												322	A	Fairleigh Dickinson	57	45	
												339	H	LIU Brooklyn	57	53	
												345	A	Central Conn. St.	62	51	
												345	H	Central Conn. St.	59	47	
LAST 10 Division I																	
				345	A	Central Conn. St.	62	51	283	H	Wagner	45	58				
				308	H	St. Francis Brooklyn	78	59	183	A	Mt. St. Mary's	72	67				
				345	H	Central Conn. St.	59	47	339	H	LIU Brooklyn	57	53				
				132	A	Robert Morris	39	69	183	H	Mt. St. Mary's	70	76				
				250	A	Saint Francis (PA)	58	64	197	A	Merrimack	66	78				

Non-Div I Games:

Bryant

■ Loss,
■ Non-Conf,
■ S Site,
■ H Home
■ A Away
N Neutral

Average RPI Win: 212	WON-LOST	WINNING	LAST 10	STRENGTH OF	OPP. STRENGTH	TEAM	ADJ.	CONF.	ADJ CONF.
Average RPI Loss: 127	RECORD	PCT. RANK	GAMES	SCHEDULE	OF SCHEDULE	RPI	RPI	RPI	RPI
DIV. I ONLY	18- 6	42	8-2	210	157	77	77	15	15
DIV. I NON-CONF.	7- 4	100	0	113	189	80	80	16	16
TOTALS	RPI 1-25	RPI 26-50	W-L RECORDS	RPI 51-100	RPI 101-150	RPI 150+			
18- 6	0- 0	0- 1	OVERALL	2- 2	3- 1	13- 2			
9- 1	0- 0	0- 0	HOME	1- 1	1- 0	7- 0			
7- 5	0- 0	0- 1	AWAY	0- 1	2- 1	5- 2			
2- 0	0- 0	0- 0	NEUTRAL	1- 0	0- 0	1- 0			
7- 4	0- 0	0- 1	NON-CONFERENCE	2- 2	0- 0	5- 1			
3- 1	0- 0	0- 0	HOME	1- 1	0- 0	2- 0			
2- 3	0- 0	0- 1	AWAY	0- 1	0- 0	2- 1			
2- 0	0- 0	0- 0	NEUTRAL	1- 0	0- 0	1- 0			
11- 2	0- 0	0- 0	CONFERENCE	0- 0	3- 1	8- 1			
6- 0	0- 0	0- 0	HOME	0- 0	1- 0	5- 0			
5- 2	0- 0	0- 0	AWAY	0- 0	2- 1	3- 1			
0- 0	0- 0	0- 0	NEUTRAL	0- 0	0- 0	0- 0			

RPI 1-25				RPI 26-50				RPI 51-100				Team's RPI: 77		RPI 101+			
RPI	S	Opponent	Score	RPI	S	Opponent	Score	RPI	S	Opponent	Score		RPI	S	Opponent	Score	
				50	A	Virginia	60 84	54	H	Drexel	60 49		103	H	Colgate	66 43	
								66	A	Stony Brook	73 78		113	A	Holy Cross	51 40	
								79	H	Temple	61 72		129	A	Lehigh	71 50	
								84	N	Cincinnati	56 48		134	A	Boston U.	48 52	
													185	H	Lafayette	50 36	
													186	A	Quinnipiac	69 76	
													205	A	American	60 57	
													205	H	American	68 43	
													231	A	George Mason	64 51	
													247	A	Loyola Maryland	50 60	
													247	H	Loyola Maryland	66 42	
													250	A	Saint Francis (PA)	70 46	
													257	N	Howard	70 60	
													279	H	Monmouth	71 37	
													289	H	St. Bonaventure	68 60	
													291	A	Navy	61 34	
													291	H	Navy	75 65	
													301	A	Army West Point	63 52	
													301	H	Army West Point	77 46	
LAST 10 Division I																	
				205	A	American	60 57	247	A	Loyola Maryland	50 60						
				291	H	Navy	75 65	103	H	Colgate	66 43						
				247	H	Loyola Maryland	66 42	129	A	Lehigh	71 50						
				134	A	Boston U.	48 52	205	H	American	68 43						
				301	H	Army West Point	77 46	113	A	Holy Cross	51 40						

Non-Div I Games:

Bucknell

■ Loss,
 ■ Non-Conf,
 ■ S Site,
 ■ H Home
 ■ A Away
 N Neutral

Average RPI Win:	200	WON-LOST	WINNING	LAST 10	STRENGTH OF	OPP. STRENGTH	TEAM	ADJ.	CONF.	ADJ CONF.
Average RPI Loss:	101	RECORD	PCT. RANK	GAMES	SCHEDULE	OF SCHEDULE	RPI	RPI	RPI	RPI
DIV. I ONLY	13- 10	133	3-7	150	119	131	131	10	10	
DIV. I NON-CONF.	9- 2	37	0	211	207	57	57	10	10	
TOTALS	RPI 1-25	RPI 26-50	W-L RECORDS	RPI 51-100	RPI 101-150	RPI 150+				
13- 10	0- 2	0- 1	OVERALL	2- 2	2- 0	9- 5				
7- 4	0- 1	0- 1	HOME	1- 1	1- 0	5- 1				
4- 6	0- 1	0- 0	AWAY	0- 1	1- 0	3- 4				
2- 0	0- 0	0- 0	NEUTRAL	1- 0	0- 0	1- 0				
9- 2	0- 1	0- 0	NON-CONFERENCE	2- 0	1- 0	6- 1				
5- 0	0- 0	0- 0	HOME	1- 0	1- 0	3- 0				
2- 2	0- 1	0- 0	AWAY	0- 0	0- 0	2- 1				
2- 0	0- 0	0- 0	NEUTRAL	1- 0	0- 0	1- 0				
4- 8	0- 1	0- 1	CONFERENCE	0- 2	1- 0	3- 4				
2- 4	0- 1	0- 1	HOME	0- 1	0- 0	2- 1				
2- 4	0- 0	0- 0	AWAY	0- 1	1- 0	1- 3				
0- 0	0- 0	0- 0	NEUTRAL	0- 0	0- 0	0- 0				

RPI 1-25				RPI 26-50				RPI 51-100				RPI 101+ Team's RPI: 131			
RPI	S	Opponent	Score	RPI	S	Opponent	Score	RPI	S	Opponent	Score	RPI	S	Opponent	Score
11	A	Stanford	69 88	47	H	Ohio	65 76	54	N	Drexel	63 59	104	A	Kent St.	57 44
20	H	Central Mich.	93 98					58	A	Ball St.	65 69	146	H	Columbia	82 75
								58	H	Ball St.	58 69	152	A	Western Mich.	62 74
								59	H	Dayton	67 59	159	A	Toledo	59 71
												159	H	Toledo	62 78
												166	A	San Jose St.	88 95
												170	H	Dartmouth	73 49
												173	H	Eastern Mich.	66 63
												179	A	Northern Ill.	63 64
												189	A	Miami (OH)	86 72
												205	N	American	73 55
												255	H	Bowling Green	65 59
												269	A	Niagara	81 67
												289	A	St. Bonaventure	46 36
												338	H	Canisius	71 55
												345	H	Central Conn. St.	61 56
LAST 10 Division I															
58	H	Ball St.	58 69	104	A	Kent St.	57 44								
152	A	Western Mich.	62 74	58	A	Ball St.	65 69								
159	H	Toledo	62 78	173	H	Eastern Mich.	66 63								
179	A	Northern Ill.	63 64	255	H	Bowling Green	65 59								
20	H	Central Mich.	93 98	47	H	Ohio	65 76								

Non-Div I Games:

Buffalo

■ Loss,
■ Non-Conf, S Site,
■ Home
■ Away
N Neutral

Average RPI Win:	183	WON-LOST	WINNING	LAST 10	STRENGTH OF	OPP. STRENGTH	TEAM	ADJ.	CONF.	ADJ CONF.
Average RPI Loss:	45	RECORD	PCT. RANK	GAMES	SCHEDULE	OF SCHEDULE	RPI	RPI	RPI	RPI
DIV. I ONLY	17- 7	55	8-2	158	61	92	92	6	6	
DIV. I NON-CONF.	8- 3	68	0	188	99	114	114	6	6	
TOTALS	RPI 1-25	RPI 26-50	W-L RECORDS	RPI 51-100	RPI 101-150	RPI 150+				
17- 7	0- 3	3- 0	OVERALL	3- 4	1- 0	10- 0				
11- 4	0- 2	1- 0	HOME	2- 2	0- 0	8- 0				
5- 2	0- 1	1- 0	AWAY	1- 1	1- 0	2- 0				
1- 1	0- 0	1- 0	NEUTRAL	0- 1	0- 0	0- 0				
8- 3	0- 1	1- 0	NON-CONFERENCE	1- 2	0- 0	6- 0				
7- 1	0- 1	0- 0	HOME	1- 0	0- 0	6- 0				
0- 1	0- 0	0- 0	AWAY	0- 1	0- 0	0- 0				
1- 1	0- 0	1- 0	NEUTRAL	0- 1	0- 0	0- 0				
9- 4	0- 2	2- 0	CONFERENCE	2- 2	1- 0	4- 0				
4- 3	0- 1	1- 0	HOME	1- 2	0- 0	2- 0				
5- 1	0- 1	1- 0	AWAY	1- 0	1- 0	2- 0				
0- 0	0- 0	0- 0	NEUTRAL	0- 0	0- 0	0- 0				

RPI 1-25				RPI 26-50				RPI 51-100 Team's RPI: 92				RPI 101+			
RPI	S	Opponent	Score	RPI	S	Opponent	Score	RPI	S	Opponent	Score	RPI	S	Opponent	Score
14	H	Indiana	53 64	37	H	Marquette	61 55	52	H	IUPUI	64 61	148	A	Providence	50 47
19	A	DePaul	60 89	41	A	Creighton	73 67	57	H	St. John's (NY)	42 67	187	H	Akron	76 55
19	H	DePaul	65 80	47	N	Ohio	60 55	58	A	Ball St.	70 74	209	H	High Point	74 52
								68	H	Seton Hall	62 67	242	A	Georgetown	47 46
								83	N	Georgia	36 69	242	H	Georgetown	60 42
								94	A	Villanova	58 41	260	A	Xavier	78 70
								94	H	Villanova	63 61	260	H	Xavier	63 61
												263	H	Eastern Ky.	73 41
												283	H	Wagner	74 58
												329	H	Purdue Fort Wayne	85 58
												330	H	Detroit Mercy	82 60
LAST 10 Division I															
19	A	DePaul	60 89	148	A	Providence	50 47								
94	H	Villanova	63 61	19	H	DePaul	65 80								
242	H	Georgetown	60 42	37	H	Marquette	61 55								
260	H	Xavier	63 61	242	A	Georgetown	47 46								
41	A	Creighton	73 67	94	A	Villanova	58 41								

Non-Div I Games:

Butler

CSU Bakersfield

Through Games Of Feb. 15, 2020

Average RPI Win:	258	WON-LOST	WINNING	LAST 10	STRENGTH OF	OPP. STRENGTH	TEAM	ADJ.	CONF.	ADJ CONF.
Average RPI Loss:	209	RECORD	PCT. RANK	GAMES	SCHEDULE	OF SCHEDULE	RPI	RPI	RPI	RPI
DIV. I ONLY	11- 10	164	5-5	288	307	225	225	31	31	
DIV. I NON-CONF.	5- 5	164	0	141	161	147	147	32	32	
TOTALS	RPI 1-25	RPI 26-50	W-L RECORDS	RPI 51-100	RPI 101-150	RPI 150+				
11- 10	0- 2	0- 0	OVERALL	0- 0	1- 1	10- 7				
7- 3	0- 0	0- 0	HOME	0- 0	1- 0	6- 3				
4- 7	0- 2	0- 0	AWAY	0- 0	0- 1	4- 4				
0- 0	0- 0	0- 0	NEUTRAL	0- 0	0- 0	0- 0				
5- 5	0- 2	0- 0	NON-CONFERENCE	0- 0	1- 1	4- 2				
5- 0	0- 0	0- 0	HOME	0- 0	1- 0	4- 0				
0- 5	0- 2	0- 0	AWAY	0- 0	0- 1	0- 2				
0- 0	0- 0	0- 0	NEUTRAL	0- 0	0- 0	0- 0				
6- 5	0- 0	0- 0	CONFERENCE	0- 0	0- 0	6- 5				
2- 3	0- 0	0- 0	HOME	0- 0	0- 0	2- 3				
4- 2	0- 0	0- 0	AWAY	0- 0	0- 0	4- 2				
0- 0	0- 0	0- 0	NEUTRAL	0- 0	0- 0	0- 0				

RPI 1-25				RPI 26-50				RPI 51-100				RPI 101+ Team's RPI: 225			
RPI	S	Opponent	Score	RPI	S	Opponent	Score	RPI	S	Opponent	Score	RPI	S	Opponent	Score
13	A	Gonzaga	48 92									117	H	Pacific	80 70
15	A	Oregon St.	50 69									133	A	Washington	49 80
												166	H	San Jose St.	75 71
												167	A	Wright St.	60 65
												218	A	Grand Canyon	59 54
												222	A	UMKC	43 58
												222	H	UMKC	70 60
												253	H	North Texas	61 52
												266	H	UC Santa Barbara	66 62
												281	A	UC Riverside	52 53
												288	A	California Baptist	66 61
												288	H	California Baptist	53 55
												307	A	Seattle U	57 63
												313	H	N.C. Central	80 71
												316	H	New Mexico St.	60 59
												318	H	UTRGV	52 66
												326	A	Utah Valley	55 53
												348	A	Chicago St.	58 51
												348	H	Chicago St.	58 60
LAST 10 Division I															
222	A	UMKC	43 58	307	A	Seattle U	57 63								
348	A	Chicago St.	58 51	326	A	Utah Valley	55 53								
288	H	California Baptist	53 55	348	H	Chicago St.	58 60								
318	H	UTRGV	52 66	222	H	UMKC	70 60								
316	H	New Mexico St.	60 59	288	A	California Baptist	66 61								

Non-Div I Games: Fresno Pacific 95 64 Westcliff 100 44 Cal St. Dom. Hills 83 74

CSU Bakersfield

Loss, Non-Conf, S Site, H Home A Away N Neutral

Average RPI Win:	246	WON-LOST	WINNING	LAST 10	STRENGTH OF	OPP. STRENGTH	TEAM	ADJ.	CONF.	ADJ CONF.
Average RPI Loss:	186	RECORD	PCT. RANK	GAMES	SCHEDULE	OF SCHEDULE	RPI	RPI	RPI	RPI
DIV. I ONLY	8- 15	257	4-6	301	155	296	296	28	28	
DIV. I NON-CONF.	4- 9	250	0	283	33	269	269	26	26	
TOTALS	RPI 1-25	RPI 26-50	W-L RECORDS	RPI 51-100	RPI 101-150	RPI 150+				
8- 15	0- 1	0- 1	OVERALL	0- 2	1- 1	7- 10				
4- 7	0- 1	0- 1	HOME	0- 1	1- 0	3- 4				
3- 7	0- 0	0- 0	AWAY	0- 1	0- 1	3- 5				
1- 1	0- 0	0- 0	NEUTRAL	0- 0	0- 0	1- 1				
4- 9	0- 1	0- 1	NON-CONFERENCE	0- 2	1- 1	3- 4				
1- 4	0- 1	0- 1	HOME	0- 1	1- 0	0- 1				
2- 4	0- 0	0- 0	AWAY	0- 1	0- 1	2- 2				
1- 1	0- 0	0- 0	NEUTRAL	0- 0	0- 0	1- 1				
4- 6	0- 0	0- 0	CONFERENCE	0- 0	0- 0	4- 6				
3- 3	0- 0	0- 0	HOME	0- 0	0- 0	3- 3				
1- 3	0- 0	0- 0	AWAY	0- 0	0- 0	1- 3				
0- 0	0- 0	0- 0	NEUTRAL	0- 0	0- 0	0- 0				

RPI 1-25				RPI 26-50				RPI 51-100				RPI 101+ Team's RPI: 296			
RPI	S	Opponent	Score	RPI	S	Opponent	Score	RPI	S	Opponent	Score	RPI	S	Opponent	Score
10	H	UCLA	44 58	50	H	Virginia	47 72	72	H	Southern California	53 69	108	A	San Diego	40 59
								100	A	Washington St.	61 71	143	H	Portland	73 64
												160	A	UC Davis	39 61
												176	A	Hawaii	66 70
												176	H	Hawaii	58 54
												204	H	Santa Clara	55 76
												230	H	Cal St. Fullerton	63 57
												235	A	San Francisco	61 79
												245	A	San Diego St.	74 69
												249	N	SMU	58 68
												266	H	UC Santa Barbara	55 65
												275	A	Long Beach St.	52 60
												277	N	Indiana St.	67 59
												281	H	UC Riverside	62 67
												288	A	California Baptist	56 64
												292	A	LMU (CA)	56 54
												302	A	UC Irvine	56 51
												302	H	UC Irvine	70 62
												312	H	Cal Poly	41 52
LAST 10 Division I															
				266	H	UC Santa Barbara	55 65			302	A	UC Irvine	56 51		
				176	A	Hawaii	66 70			275	A	Long Beach St.	52 60		
				281	H	UC Riverside	62 67			230	H	Cal St. Fullerton	63 57		
				312	H	Cal Poly	41 52			302	H	UC Irvine	70 62		
				160	A	UC Davis	39 61			176	H	Hawaii	58 54		

Non-Div I Games: Hope Int'l 77 54

CSUN

■ Loss,
 ■ Non-Conf,
 ■ S Site,
 ■ Home
 ■ Away
 N Neutral

Average RPI Win: 283	WON-LOST	WINNING	LAST 10	STRENGTH OF	OPP. STRENGTH	TEAM	ADJ.	CONF.	ADJ CONF.
Average RPI Loss: 192	RECORD	PCT. RANK	GAMES	SCHEDULE	OF SCHEDULE	RPI	RPI	RPI	RPI
DIV. I ONLY	5- 16	309	3-7	212	318	312	312	28	28
DIV. I NON-CONF.	2- 8	295	0	136	278	302	302	26	26
TOTALS	RPI 1-25	RPI 26-50	W-L RECORDS	RPI 51-100	RPI 101-150	RPI 150+			
5- 16	0- 0	0- 2	OVERALL	0- 1	0- 0	5- 13			
4- 7	0- 0	0- 1	HOME	0- 1	0- 0	4- 5			
1- 9	0- 0	0- 1	AWAY	0- 0	0- 0	1- 8			
0- 0	0- 0	0- 0	NEUTRAL	0- 0	0- 0	0- 0			
2- 8	0- 0	0- 2	NON-CONFERENCE	0- 1	0- 0	2- 5			
2- 3	0- 0	0- 1	HOME	0- 1	0- 0	2- 1			
0- 5	0- 0	0- 1	AWAY	0- 0	0- 0	0- 4			
0- 0	0- 0	0- 0	NEUTRAL	0- 0	0- 0	0- 0			
3- 8	0- 0	0- 0	CONFERENCE	0- 0	0- 0	3- 8			
2- 4	0- 0	0- 0	HOME	0- 0	0- 0	2- 4			
1- 4	0- 0	0- 0	AWAY	0- 0	0- 0	1- 4			
0- 0	0- 0	0- 0	NEUTRAL	0- 0	0- 0	0- 0			

RPI S	Opponent	Score	RPI S	Opponent	Score	RPI S	Opponent	Score	RPI S	Opponent	Score	Team's RPI: 312
27	A Arizona St.	41 66	28	H Old Dominion	55 61	60	H Fresno St.	52 79	157	A Saint Mary's (CA)	67 84	
									160	A UC Davis	58 71	
									160	H UC Davis	36 42	
									176	H Hawaii	46 59	
									188	A Pepperdine	53 63	
									230	A Cal St. Fullerton	64 65	
									230	H Cal St. Fullerton	60 67	
									252	A Nevada	40 71	
									256	A Denver	66 96	
									266	A UC Santa Barbara	50 52	
									267	H Lamar University	57 56	
									275	A Long Beach St.	69 72	
									275	H Long Beach St.	61 41	
									281	H UC Riverside	75 70	
									296	A CSUN	52 41	
									298	H Sacramento St.	62 43	
									302	H UC Irvine	57 68	
									307	H Seattle U	49 72	
LAST 10 Division I												
230	H Cal St. Fullerton	60 67	230	A Cal St. Fullerton	64 65							
160	A UC Davis	58 71	160	H UC Davis	36 42							
275	H Long Beach St.	61 41	281	H UC Riverside	75 70							
176	H Hawaii	46 59	302	H UC Irvine	57 68							
296	A CSUN	52 41	266	A UC Santa Barbara	50 52							

Non-Div I Games: Holy Names 100 35

Cal Poly

■ Loss,
 ■ Non-Conf,
 ■ S Site,
 ■ H Home
 ■ A Away
 N Neutral

Average RPI Win: 265		WON-LOST	WINNING	LAST 10	STRENGTH OF	OPP. STRENGTH	TEAM	ADJ.	CONF.	ADJ CONF.
Average RPI Loss: 222		RECORD	PCT. RANK	GAMES	SCHEDULE	OF SCHEDULE	RPI	RPI	RPI	RPI
DIV. I ONLY		13- 10	133	5-5	332	286	230	230	28	28
DIV. I NON-CONF.		8- 5	117	0	290	298	187	187	26	26
TOTALS		RPI 1-25	RPI 26-50		W-L RECORDS		RPI 51-100	RPI 101-150	RPI 150+	
13- 10	0- 0	0- 0		OVERALL		0- 0	1- 0		12- 10	
7- 4	0- 0	0- 0		HOME		0- 0	0- 0		7- 4	
6- 6	0- 0	0- 0		AWAY		0- 0	1- 0		5- 6	
0- 0	0- 0	0- 0		NEUTRAL		0- 0	0- 0		0- 0	
8- 5	0- 0	0- 0		NON-CONFERENCE		0- 0	1- 0		7- 5	
4- 2	0- 0	0- 0		HOME		0- 0	0- 0		4- 2	
4- 3	0- 0	0- 0		AWAY		0- 0	1- 0		3- 3	
0- 0	0- 0	0- 0		NEUTRAL		0- 0	0- 0		0- 0	
5- 5	0- 0	0- 0		CONFERENCE		0- 0	0- 0		5- 5	
3- 2	0- 0	0- 0		HOME		0- 0	0- 0		3- 2	
2- 3	0- 0	0- 0		AWAY		0- 0	0- 0		2- 3	
0- 0	0- 0	0- 0		NEUTRAL		0- 0	0- 0		0- 0	

[illegible]

Non-Div I Games:

Cal St. Fullerton

■ Loss, ■ Non-Conf, S Site, H Home A Away N Neutral

California

Through Games Of Feb. 15, 2020

Average RPI Win:	204	WON-LOST	WINNING	LAST 10	STRENGTH OF	OPP. STRENGTH	TEAM	ADJ.	CONF.	ADJ CONF.
Average RPI Loss:	55	RECORD	PCT. RANK	GAMES	SCHEDULE	OF SCHEDULE	RPI	RPI	RPI	RPI
DIV. I ONLY	9- 15	249	1-9	26	47	141	141	1	1	
DIV. I NON-CONF.	8- 3	68	0	67	213	58	58	1	1	
TOTALS	RPI 1-25	RPI 26-50	W-L RECORDS	RPI 51-100	RPI 101-150	RPI 150+				
9- 15	0- 6	1- 1	OVERALL	0- 6	2- 2	6- 0				
7- 8	0- 2	1- 1	HOME	0- 4	1- 1	5- 0				
2- 7	0- 4	0- 0	AWAY	0- 2	1- 1	1- 0				
0- 0	0- 0	0- 0	NEUTRAL	0- 0	0- 0	0- 0				
8- 3	0- 1	1- 1	NON-CONFERENCE	0- 0	1- 1	6- 0				
7- 1	0- 0	1- 1	HOME	0- 0	1- 0	5- 0				
1- 2	0- 1	0- 0	AWAY	0- 0	0- 1	1- 0				
0- 0	0- 0	0- 0	NEUTRAL	0- 0	0- 0	0- 0				
1- 12	0- 5	0- 0	CONFERENCE	0- 6	1- 1	0- 0				
0- 7	0- 2	0- 0	HOME	0- 4	0- 1	0- 0				
1- 5	0- 3	0- 0	AWAY	0- 2	1- 0	0- 0				
0- 0	0- 0	0- 0	NEUTRAL	0- 0	0- 0	0- 0				

RPI S Opponent Score	RPI S Opponent Score	RPI S Opponent Score	RPI S Opponent Score
1 A Oregon 55 105	26 H Kentucky 61 63	72 H Southern California 67 75	101 A Harvard 53 56
7 A UConn 61 72	36 H Arkansas 84 80	73 A Colorado 57 64	133 A Washington 81 74
10 H UCLA 70 74		73 H Colorado 50 62	133 H Washington 64 67
11 A Stanford 40 73		99 H Utah 62 71	134 H Boston U. 73 62
11 H Stanford 65 79		100 A Washington St. 66 92	204 H Santa Clara 69 65
15 A Oregon St. 44 81		100 H Washington St. 75 96	218 H Grand Canyon 72 53
			245 A San Diego St. 74 48
			275 H Long Beach St. 68 45
			281 H UC Riverside 84 61
			313 H N.C. Central 90 69
LAST 10 Division I			
73 A Colorado 57 64	73 H Colorado 50 62		
10 H UCLA 70 74	99 H Utah 62 71		
72 H Southern California 67 75	1 A Oregon 55 105		
133 A Washington 81 74	15 A Oregon St. 44 81		
100 A Washington St. 66 92	11 H Stanford 65 79		

Non-Div I Games:

California

Loss, Non-Conf, S Site, H Home A Away N Neutral

Average RPI Win:	261	WON-LOST	WINNING	LAST 10	STRENGTH OF	OPP. STRENGTH	TEAM	ADJ.	CONF.	ADJ CONF.
Average RPI Loss:	232	RECORD	PCT. RANK	GAMES	SCHEDULE	OF SCHEDULE	RPI	RPI	RPI	RPI
DIV. I ONLY	9- 13	236	3-7	278	344	288	288	31	31	
DIV. I NON-CONF.	6- 6	164	0	229	322	232	232	32	32	
TOTALS	RPI 1-25	RPI 26-50	W-L RECORDS	RPI 51-100	RPI 101-150	RPI 150+				
9- 13	0- 1	0- 0	OVERALL	0- 0	0- 0	9- 12				
6- 4	0- 0	0- 0	HOME	0- 0	0- 0	6- 4				
3- 6	0- 0	0- 0	AWAY	0- 0	0- 0	3- 6				
0- 3	0- 1	0- 0	NEUTRAL	0- 0	0- 0	0- 2				
6- 6	0- 1	0- 0	NON-CONFERENCE	0- 0	0- 0	6- 5				
5- 1	0- 0	0- 0	HOME	0- 0	0- 0	5- 1				
1- 2	0- 0	0- 0	AWAY	0- 0	0- 0	1- 2				
0- 3	0- 1	0- 0	NEUTRAL	0- 0	0- 0	0- 2				
3- 7	0- 0	0- 0	CONFERENCE	0- 0	0- 0	3- 7				
1- 3	0- 0	0- 0	HOME	0- 0	0- 0	1- 3				
2- 4	0- 0	0- 0	AWAY	0- 0	0- 0	2- 4				
0- 0	0- 0	0- 0	NEUTRAL	0- 0	0- 0	0- 0				

RPI 1-25			RPI 26-50			RPI 51-100			RPI 101+ Team's RPI: 288		
RPI	S	Opponent	Score	RPI	S	Opponent	Score	RPI	S	Opponent	Score
11	N	Stanford	78 83					163	H	Northern Ariz.	98 79
								169	N	Houston	75 96
								182	A	Idaho St.	74 68
								218	A	Grand Canyon	66 72
								218	H	Grand Canyon	58 62
								222	A	UMKC	65 75
								225	A	CSU Bakersfield	55 53
								225	H	CSU Bakersfield	61 66
								230	A	Cal St. Fullerton	93 97
								245	H	San Diego St.	68 80
								255	N	Bowling Green	60 98
								266	H	UC Santa Barbara	85 81
								270	H	Alabama A&M	60 55
								275	H	Long Beach St.	79 70
								281	A	UC Riverside	64 80
								296	H	CSUN	64 56
								307	H	Seattle U	49 83
								316	A	New Mexico St.	56 57
								318	A	UTRGV	68 87
								326	H	Utah Valley	80 67
								348	A	Chicago St.	80 65
LAST 10 Division I											
218	A	Grand Canyon	66 72	348	A	Chicago St.	80 65				
225	A	CSU Bakersfield	55 53	218	H	Grand Canyon	58 62				
307	H	Seattle U	49 83	225	H	CSU Bakersfield	61 66				
326	H	Utah Valley	80 67	318	A	UTRGV	68 87				
222	A	UMKC	65 75	316	A	New Mexico St.	56 57				

Non-Div I Games: Ottawa (AZ) 103 75 Westcliff 108 43 LIFE Pacific 93 48

California Baptist

Loss, Non-Conf, S Site, H Home A Away N Neutral

Average RPI Win:	248	WON-LOST	WINNING	LAST 10	STRENGTH OF	OPP. STRENGTH	TEAM	ADJ.	CONF.	ADJ CONF.
Average RPI Loss:	200	RECORD	PCT. RANK	GAMES	SCHEDULE	OF SCHEDULE	RPI	RPI	RPI	RPI
DIV. I ONLY	15- 6	52	9-1	271	337	123	123	25	25	
DIV. I NON-CONF.	3- 4	201	0	272	320	224	224	28	28	
TOTALS	RPI 1-25	RPI 26-50	W-L RECORDS	RPI 51-100	RPI 101-150	RPI 150+				
15- 6	0- 0	0- 1	OVERALL	0- 0	2- 1	13- 4				
8- 1	0- 0	0- 0	HOME	0- 0	1- 0	7- 1				
7- 5	0- 0	0- 1	AWAY	0- 0	1- 1	6- 3				
0- 0	0- 0	0- 0	NEUTRAL	0- 0	0- 0	0- 0				
3- 4	0- 0	0- 1	NON-CONFERENCE	0- 0	1- 1	2- 2				
2- 0	0- 0	0- 0	HOME	0- 0	1- 0	1- 0				
1- 4	0- 0	0- 1	AWAY	0- 0	0- 1	1- 2				
0- 0	0- 0	0- 0	NEUTRAL	0- 0	0- 0	0- 0				
12- 2	0- 0	0- 0	CONFERENCE	0- 0	1- 0	11- 2				
6- 1	0- 0	0- 0	HOME	0- 0	0- 0	6- 1				
6- 1	0- 0	0- 0	AWAY	0- 0	1- 0	5- 1				
0- 0	0- 0	0- 0	NEUTRAL	0- 0	0- 0	0- 0				

RPI 1-25	RPI 26-50	RPI 51-100	RPI 101+ Team's RPI: 123
RPI S Opponent Score	RPI S Opponent Score	RPI S Opponent Score	RPI S Opponent Score
	28 A Old Dominion 44 59		112 A Wake Forest 46 74
			142 A Hampton 68 31
			145 H UNC Greensboro 72 64
			199 A Radford 43 32
			199 H Radford 42 48
			201 H Gardner-Webb 48 44
			209 A High Point 68 66
			209 H High Point 73 36
			217 H Kennesaw St. 63 51
			228 A UNC Asheville 52 60
			228 H UNC Asheville 59 52
			261 H Winthrop 63 47
			265 A Longwood 70 55
			311 A Presbyterian 53 47
			313 A N.C. Central 64 67
			321 A Hofstra 55 58
			331 A USC Upstate 80 72
			331 H USC Upstate 50 38
			334 A Western Caro. 61 40
			344 H Charleston So. 61 36
LAST 10 Division I			
199 H Radford 42 48	344 H Charleston So. 61 36		
209 A High Point 68 66	311 A Presbyterian 53 47		
228 H UNC Asheville 59 52	261 H Winthrop 63 47		
331 A USC Upstate 80 72	142 A Hampton 68 31		
199 A Radford 43 32	201 H Gardner-Webb 48 44		

Non-Div I Games: St. Andrews 122 56 Bluefield Col. 65 41

Campbell

Loss, Non-Conf, S Site, H Home A Away N Neutral

Average RPI Win:	268	WON-LOST	WINNING	LAST 10	STRENGTH OF	OPP. STRENGTH	TEAM	ADJ.	CONF.	ADJ CONF.
Average RPI Loss:	214	RECORD	PCT. RANK	GAMES	SCHEDULE	OF SCHEDULE	RPI	RPI	RPI	RPI
DIV. I ONLY	3- 20	330	1-9	283	308	338	338	24	24	
DIV. I NON-CONF.	1- 8	322	0	308	286	342	342	25	25	
TOTALS	RPI 1-25	RPI 26-50	W-L RECORDS	RPI 51-100	RPI 101-150	RPI 150+				
3- 20	0- 0	0- 0	OVERALL	0- 3	0- 2	3- 15				
2- 7	0- 0	0- 0	HOME	0- 2	0- 1	2- 4				
1- 12	0- 0	0- 0	AWAY	0- 1	0- 1	1- 10				
0- 1	0- 0	0- 0	NEUTRAL	0- 0	0- 0	0- 1				
1- 8	0- 0	0- 0	NON-CONFERENCE	0- 0	0- 2	1- 6				
1- 2	0- 0	0- 0	HOME	0- 0	0- 1	1- 1				
0- 5	0- 0	0- 0	AWAY	0- 0	0- 1	0- 4				
0- 1	0- 0	0- 0	NEUTRAL	0- 0	0- 0	0- 1				
2- 12	0- 0	0- 0	CONFERENCE	0- 3	0- 0	2- 9				
1- 5	0- 0	0- 0	HOME	0- 2	0- 0	1- 3				
1- 7	0- 0	0- 0	AWAY	0- 1	0- 0	1- 6				
0- 0	0- 0	0- 0	NEUTRAL	0- 0	0- 0	0- 0				

RPI S	Opponent	Score	RPI S	Opponent	Score	RPI S	Opponent	Score	RPI S	Opponent	Score	Team's RPI: 338
						67	A Marist	72 86	103	H Colgate	69 90	
						67	H Marist	59 90	131	A Buffalo	55 71	
						96	H Rider	57 70	159	A Toledo	65 83	
									186	A Quinnipiac	71 74	
									221	A Manhattan	50 68	
									224	A Stetson	52 68	
									227	H Iona	57 60	
									232	A Youngstown St.	59 87	
									236	A Fairfield	70 72	
									236	H Fairfield	70 63	
									241	N Appalachian St.	57 74	
									269	A Niagara	62 81	
									278	A Siena	43 72	
									278	H Siena	63 68	
									279	A Monmouth	71 62	
									289	H St. Bonaventure	84 82	
									293	A Vermont	53 76	
									314	H Albany (NY)	53 70	
									332	A Saint Peter's	58 67	
									332	H Saint Peter's	68 86	
LAST 10 Division I												
			332	A Saint Peter's	58 67	269	A Niagara	62 81				
			67	A Marist	72 86	332	H Saint Peter's	68 86				
			236	H Fairfield	70 63	96	H Rider	57 70				
			227	H Iona	57 60	186	A Quinnipiac	71 74				
			278	A Siena	43 72	236	A Fairfield	70 72				

Non-Div I Games:

Canisius

Central Ark.

Through Games Of Feb. 15, 2020

Average RPI Win:	288	WON-LOST	WINNING	LAST 10	STRENGTH OF	OPP. STRENGTH	TEAM	ADJ.	CONF.	ADJ CONF.
Average RPI Loss:	136	RECORD	PCT. RANK	GAMES	SCHEDULE	OF SCHEDULE	RPI	RPI	RPI	RPI
DIV. I ONLY	8- 13	247	4-6	194	270	219	219	23	23	
DIV. I NON-CONF.	1- 5	313	0	36	115	216	216	23	23	
TOTALS	RPI 1-25	RPI 26-50	W-L RECORDS	RPI 51-100	RPI 101-150	RPI 150+				
8- 13	0- 1	0- 1	OVERALL	0- 2	1- 2	7- 7				
4- 3	0- 0	0- 0	HOME	0- 0	1- 1	3- 2				
4- 10	0- 1	0- 1	AWAY	0- 2	0- 1	4- 5				
0- 0	0- 0	0- 0	NEUTRAL	0- 0	0- 0	0- 0				
1- 5	0- 1	0- 1	NON-CONFERENCE	0- 0	1- 1	0- 2				
1- 0	0- 0	0- 0	HOME	0- 0	1- 0	0- 0				
0- 5	0- 1	0- 1	AWAY	0- 0	0- 1	0- 2				
0- 0	0- 0	0- 0	NEUTRAL	0- 0	0- 0	0- 0				
7- 8	0- 0	0- 0	CONFERENCE	0- 2	0- 1	7- 5				
3- 3	0- 0	0- 0	HOME	0- 0	0- 1	3- 2				
4- 5	0- 0	0- 0	AWAY	0- 2	0- 0	4- 3				
0- 0	0- 0	0- 0	NEUTRAL	0- 0	0- 0	0- 0				

RPI 1-25				RPI 26-50				RPI 51-100				RPI 101+ Team's RPI: 219			
RPI	S	Opponent	Score	RPI	S	Opponent	Score	RPI	S	Opponent	Score	RPI	S	Opponent	Score
16	A	Texas A&M	46 76	48	A	Tennessee	36 63	89	A	SFA	41 102	124	H	Abilene Christian	64 74
								98	A	A&M-Corpus Christi	47 67	136	H	Jackson St.	57 54
												149	A	Tulane	38 65
												151	A	Sam Houston St.	58 73
												151	H	Sam Houston St.	54 72
												153	A	New Orleans	73 85
												153	H	New Orleans	37 49
												190	A	Northern Ky.	56 72
												208	A	Little Rock	48 63
												237	A	Southeastern La.	42 63
												267	H	Lamar University	53 29
												274	A	Nicholls St.	53 46
												286	A	Incarinate Word	47 37
												319	H	Houston Baptist	63 39
												337	A	Northwestern St.	51 44
												341	A	McNeese	70 57
												341	H	McNeese	70 49
LAST 10 Division I															
151	A	Sam Houston St.	58 73	237	A	Southeastern La.	42 63								
153	A	New Orleans	73 85	124	H	Abilene Christian	64 74								
341	H	McNeese	70 49	274	A	Nicholls St.	53 46								
267	H	Lamar University	53 29	89	A	SFA	41 102								
337	A	Northwestern St.	51 44	151	H	Sam Houston St.	54 72								

Non-Div I Games: Hendrix 104 28 Central Baptist 66 43 Crowley's Ridge 82 26

Central Ark.

Loss, Non-Conf, S Site, H Home A Away N Neutral

Average RPI Win:	315	WON-LOST	WINNING	LAST 10	STRENGTH OF	OPP. STRENGTH	TEAM	ADJ.	CONF.	ADJ CONF.
Average RPI Loss:	225	RECORD	PCT. RANK	GAMES	SCHEDULE	OF SCHEDULE	RPI	RPI	RPI	RPI
DIV. I ONLY	2- 22	345	1-9	323	333	345	345	30	30	
DIV. I NON-CONF.	1- 10	329	0	294	273	333	333	30	30	
TOTALS	RPI 1-25	RPI 26-50	W-L RECORDS	RPI 51-100	RPI 101-150	RPI 150+				
2- 22	0- 0	0- 1	OVERALL	0- 0	0- 5	2- 16				
1- 8	0- 0	0- 0	HOME	0- 0	0- 1	1- 7				
1- 14	0- 0	0- 1	AWAY	0- 0	0- 4	1- 9				
0- 0	0- 0	0- 0	NEUTRAL	0- 0	0- 0	0- 0				
1- 10	0- 0	0- 1	NON-CONFERENCE	0- 0	0- 3	1- 6				
0- 3	0- 0	0- 0	HOME	0- 0	0- 0	0- 3				
1- 7	0- 0	0- 1	AWAY	0- 0	0- 3	1- 3				
0- 0	0- 0	0- 0	NEUTRAL	0- 0	0- 0	0- 0				
1- 12	0- 0	0- 0	CONFERENCE	0- 0	0- 2	1- 10				
1- 5	0- 0	0- 0	HOME	0- 0	0- 1	1- 4				
0- 7	0- 0	0- 0	AWAY	0- 0	0- 1	0- 6				
0- 0	0- 0	0- 0	NEUTRAL	0- 0	0- 0	0- 0				

RPI 1-25			RPI 26-50			RPI 51-100			RPI 101+			Team's RPI: 345
RPI	S	Opponent	Score	RPI	S	Opponent	Score	RPI	S	Opponent	Score	
				29	A	FGCU	60 94					
										111	A Duquesne	33 72
										129	A Lehigh	51 70
										131	A Buffalo	56 61
										132	A Robert Morris	42 80
										132	H Robert Morris	56 86
										183	A Mt. St. Mary's	64 72
										192	A Fla. Atlantic	54 72
										197	H Merrimack	56 65
										212	H Brown	73 83
										234	H UMass Lowell	54 56
										250	A Saint Francis (PA)	68 72
										250	H Saint Francis (PA)	52 64
										262	A New Hampshire	59 70
										283	H Wagner	66 63
										287	A Pittsburgh	73 81
										305	A Sacred Heart	58 66
										305	H Sacred Heart	52 54
										314	H Albany (NY)	63 73
										315	A Bryant	47 59
										315	H Bryant	51 62
LAST 10 Division I												
				315	H Bryant	51 62		283	H Wagner	66 63		
				315	A Bryant	47 59		322	A Fairleigh Dickinson	47 66		
				250	A Saint Francis (PA)	68 72		183	A Mt. St. Mary's	64 72		
				132	A Robert Morris	42 80		339	A LIU Brooklyn	61 63		
				305	H Sacred Heart	52 54		197	H Merrimack	56 65		
										322	A Fairleigh Dickinson	47 66
										339	A LIU Brooklyn	61 63
										347	A Hartford	61 54

Non-Div I Games:

Central Conn. St.

Average RPI Win:	145	WON-LOST	WINNING	LAST 10	STRENGTH OF	OPP. STRENGTH	TEAM	ADJ.	CONF.	ADJ CONF.
Average RPI Loss:	55	RECORD	PCT. RANK	GAMES	SCHEDULE	OF SCHEDULE	RPI	RPI	RPI	RPI
DIV. I ONLY	19- 4	24	10-0	35	104	20	20	10	10	
DIV. I NON-CONF.	7- 4	100	0	13	87	24	24	10	10	
TOTALS	RPI 1-25	RPI 26-50	W-L RECORDS	RPI 51-100	RPI 101-150	RPI 150+				
19- 4	0- 1	2- 2	OVERALL	4- 0	3- 1	10- 0				
10- 1	0- 0	1- 0	HOME	3- 0	1- 1	5- 0				
9- 3	0- 1	1- 2	AWAY	1- 0	2- 0	5- 0				
0- 0	0- 0	0- 0	NEUTRAL	0- 0	0- 0	0- 0				
7- 4	0- 1	0- 2	NON-CONFERENCE	3- 0	2- 1	2- 0				
4- 1	0- 0	0- 0	HOME	2- 0	1- 1	1- 0				
3- 3	0- 1	0- 2	AWAY	1- 0	1- 0	1- 0				
0- 0	0- 0	0- 0	NEUTRAL	0- 0	0- 0	0- 0				
12- 0	0- 0	2- 0	CONFERENCE	1- 0	1- 0	8- 0				
6- 0	0- 0	1- 0	HOME	1- 0	0- 0	4- 0				
6- 0	0- 0	1- 0	AWAY	0- 0	1- 0	4- 0				
0- 0	0- 0	0- 0	NEUTRAL	0- 0	0- 0	0- 0				

RPI	S	Opponent	Score	RPI	S	Opponent	Score	RPI	S	Opponent	Score	RPI	S	Opponent	Score
4	A	Louisville	63 76	31	A	Western Ky.	58 93	58	H	Ball St.	66 39	126	A	Bethune-Cookman	92 67
				44	A	UCF	58 64	59	H	Dayton	81 80	131	A	Buffalo	98 93
				47	A	Ohio	73 71	67	H	Marist	77 54	139	H	Green Bay	105 111
				47	H	Ohio	92 90	87	A	South Dakota St.	79 74	140	H	Northeastern	79 63
												152	A	Western Mich.	80 70
												159	H	Toledo	73 66
												173	A	Eastern Mich.	89 82
												179	H	Northern Ill.	66 60
												187	A	Akron	77 72
												189	A	Miami (OH)	99 87
												189	H	Miami (OH)	76 70
												227	H	Iona	70 50
												255	H	Bowling Green	82 75
												290	A	Oakland	65 47
LAST 10 Division I															
				255	H	Bowling Green	82 75	159	H	Toledo	73 66				
				189	A	Miami (OH)	99 87	173	A	Eastern Mich.	89 82				
				179	H	Northern Ill.	66 60	152	A	Western Mich.	80 70				
				47	H	Ohio	92 90	58	H	Ball St.	66 39				
				131	A	Buffalo	98 93	189	H	Miami (OH)	76 70				

Non-Div I Games:

Central Mich.

Charleston So.

Through Games Of Feb. 15, 2020

Average RPI Win:	228	WON-LOST	WINNING	LAST 10	STRENGTH OF	OPP. STRENGTH	TEAM	ADJ.	CONF.	ADJ CONF.
Average RPI Loss:	226	RECORD	PCT. RANK	GAMES	SCHEDULE	OF SCHEDULE	RPI	RPI	RPI	RPI
DIV. I ONLY	1- 21	348	1-9	280	346	344	344	25	25	
DIV. I NON-CONF.	0- 7	338	0	228	336	340	340	28	28	
TOTALS	RPI 1-25	RPI 26-50	W-L RECORDS	RPI 51-100	RPI 101-150	RPI 150+				
1- 21	0- 1	0- 0	OVERALL	0- 1	0- 3	1- 16				
0- 11	0- 0	0- 0	HOME	0- 0	0- 2	0- 9				
1- 10	0- 1	0- 0	AWAY	0- 1	0- 1	1- 7				
0- 0	0- 0	0- 0	NEUTRAL	0- 0	0- 0	0- 0				
0- 7	0- 1	0- 0	NON-CONFERENCE	0- 1	0- 1	0- 4				
0- 4	0- 0	0- 0	HOME	0- 0	0- 1	0- 3				
0- 3	0- 1	0- 0	AWAY	0- 1	0- 0	0- 1				
0- 0	0- 0	0- 0	NEUTRAL	0- 0	0- 0	0- 0				
1- 14	0- 0	0- 0	CONFERENCE	0- 0	0- 2	1- 12				
0- 7	0- 0	0- 0	HOME	0- 0	0- 1	0- 6				
1- 7	0- 0	0- 0	AWAY	0- 0	0- 1	1- 6				
0- 0	0- 0	0- 0	NEUTRAL	0- 0	0- 0	0- 0				

RPI S	Opponent	Score	RPI S	Opponent	Score	RPI S	Opponent	Score	RPI S	Opponent	Score	Team's RPI: 344
24	A Florida St.	36 88				97	A North Carolina	54 85	123	A Campbell	36 61	
									126	H Bethune-Cookman	41 81	
									142	H Hampton	59 64	
									199	A Radford	35 72	
									199	H Radford	40 64	
									201	A Gardner-Webb	45 67	
									201	H Gardner-Webb	52 79	
									209	H High Point	70 84	
									215	H North Dakota	57 73	
									228	A UNC Asheville	60 48	
									248	H Col. of Charleston	70 79	
									261	A Winthrop	46 56	
									261	H Winthrop	53 58	
									265	A Longwood	64 84	
									311	A Presbyterian	53 76	
									311	H Presbyterian	46 67	
									331	A USC Upstate	53 70	
									331	H USC Upstate	64 71	
									334	A Western Caro.	64 69	
									349	H South Carolina St.	75 81	
LAST 10 Division I												
311	A Presbyterian	53 76	311	H Presbyterian	46 67							
331	H USC Upstate	64 71	261	H Winthrop	53 58							
199	H Radford	40 64	123	A Campbell	36 61							
261	A Winthrop	46 56	142	H Hampton	59 64							
201	A Gardner-Webb	45 67	228	A UNC Asheville	60 48							

Non-Div I Games: Columbia (SC) 76 59 Virginia-Lynchburg 92 55

Charleston So.

Loss, Non-Conf, S Site, H Home A Away N Neutral

Average RPI Win:	193	WON-LOST	WINNING	LAST 10	STRENGTH OF	OPP. STRENGTH	TEAM	ADJ.	CONF.	ADJ CONF.
Average RPI Loss:	92	RECORD	PCT. RANK	GAMES	SCHEDULE	OF SCHEDULE	RPI	RPI	RPI	RPI
DIV. I ONLY	17- 7	55	7-3	139	108	70	70	13	13	
DIV. I NON-CONF.	9- 2	37	0	160	56	50	50	15	15	
TOTALS	RPI 1-25	RPI 26-50	W-L RECORDS	RPI 51-100	RPI 101-150	RPI 150+				
17- 7	0- 0	0- 3	OVERALL	2- 2	5- 0	10- 2				
9- 2	0- 0	0- 1	HOME	1- 1	1- 0	7- 0				
6- 5	0- 0	0- 2	AWAY	0- 1	3- 0	3- 2				
2- 0	0- 0	0- 0	NEUTRAL	1- 0	1- 0	0- 0				
9- 2	0- 0	0- 1	NON-CONFERENCE	1- 1	4- 0	4- 0				
4- 1	0- 0	0- 0	HOME	0- 1	1- 0	3- 0				
3- 1	0- 0	0- 1	AWAY	0- 0	2- 0	1- 0				
2- 0	0- 0	0- 0	NEUTRAL	1- 0	1- 0	0- 0				
8- 5	0- 0	0- 2	CONFERENCE	1- 1	1- 0	6- 2				
5- 1	0- 0	0- 1	HOME	1- 0	0- 0	4- 0				
3- 4	0- 0	0- 1	AWAY	0- 1	1- 0	2- 2				
0- 0	0- 0	0- 0	NEUTRAL	0- 0	0- 0	0- 0				

RPI 1-25				RPI 26-50				RPI 51-100				Team's RPI: 70		RPI 101+			
RPI	S	Opponent	Score	RPI	S	Opponent	Score	RPI	S	Opponent	Score			RPI	S	Opponent	Score
				26	A	Kentucky	39 86	56	A	Middle Tenn.	59 83			110	H	Richmond	78 59
				28	A	Old Dominion	51 54	75	N	Boston College	84 68			112	A	Wake Forest	77 65
				31	H	Western Ky.	56 60	85	H	Rice	62 51			121	A	Davidson	75 64
								93	H	Fordham	51 76			127	A	UAB	83 75
														149	N	Tulane	60 56
														181	H	Delaware	61 57
														192	A	Fla. Atlantic	44 65
														201	H	Gardner-Webb	74 49
														206	H	Southern Miss.	63 59
														216	A	UTEP	76 82
														240	H	Marshall	52 46
														244	H	Louisiana Tech	55 37
														253	H	North Texas	72 59
														254	A	East Carolina	59 47
														295	A	FIU	64 50
														303	A	UTSA	67 47
														317	H	UMES	64 44
LAST 10 Division I																	
				85	H	Rice	62 51	244	H	Louisiana Tech	55 37						
				253	H	North Texas	72 59	295	A	FIU	64 50						
				303	A	UTSA	67 47	192	A	Fla. Atlantic	44 65						
				216	A	UTEP	76 82	31	H	Western Ky.	56 60						
				206	H	Southern Miss.	63 59	240	H	Marshall	52 46						

Non-Div I Games:

Charlotte

■ Loss,
 ■ Non-Conf,
 ■ S Site,
 ■ H Home
 ■ A Away
 N Neutral

Chattanooga

Through Games Of Feb. 15, 2020

Average RPI Win:	231	WON-LOST	WINNING	LAST 10	STRENGTH OF	OPP. STRENGTH	TEAM	ADJ.	CONF.	ADJ CONF.
Average RPI Loss:	130	RECORD	PCT. RANK	GAMES	SCHEDULE	OF SCHEDULE	RPI	RPI	RPI	RPI
DIV. I ONLY	8- 17	275	6-4	77	199	196	196	26	26	
DIV. I NON-CONF.	1- 13	337	0	11	70	210	210	20	20	
TOTALS	RPI 1-25	RPI 26-50	W-L RECORDS	RPI 51-100	RPI 101-150	RPI 150+				
8- 17	0- 2	0- 3	OVERALL	0- 4	2- 2	6- 6				
3- 7	0- 0	0- 3	HOME	0- 0	1- 1	2- 3				
5- 10	0- 2	0- 0	AWAY	0- 4	1- 1	4- 3				
0- 0	0- 0	0- 0	NEUTRAL	0- 0	0- 0	0- 0				
1- 13	0- 2	0- 3	NON-CONFERENCE	0- 4	1- 1	0- 3				
0- 6	0- 0	0- 3	HOME	0- 0	0- 1	0- 2				
1- 7	0- 2	0- 0	AWAY	0- 4	1- 0	0- 1				
0- 0	0- 0	0- 0	NEUTRAL	0- 0	0- 0	0- 0				
7- 4	0- 0	0- 0	CONFERENCE	0- 0	1- 1	6- 3				
3- 1	0- 0	0- 0	HOME	0- 0	1- 0	2- 1				
4- 3	0- 0	0- 0	AWAY	0- 0	0- 1	4- 2				
0- 0	0- 0	0- 0	NEUTRAL	0- 0	0- 0	0- 0				

RPI S	Opponent	Score	RPI S	Opponent	Score	RPI S	Opponent	Score	RPI S	Opponent	Score	Team's RPI: 196
4	A Louisville	37 86	34	H Purdue	34 66	61	A Belmont	50 63	105	A Liberty	71 54	
16	A NC State	38 74	47	H Ohio	58 70	65	A UT Martin	51 78	142	H Hampton	55 84	
			49	H Troy	51 90	84	A Cincinnati	53 72	145	A UNC Greensboro	41 49	
						87	A South Dakota St.	56 71	145	H UNC Greensboro	74 59	
									164	A Samford	46 60	
									175	H Austin Peay	49 50	
									210	A Furman	69 63	
									210	H Furman	60 52	
									222	H Northern Colo.	42 59	
									263	A Eastern Ky.	65 71	
									280	A Wofford	51 49	
									280	H Wofford	80 76	
									285	A ETSU	91 82	
									323	A Mercer	48 55	
									334	A Western Caro.	59 52	
									334	H Western Caro.	53 61	
LAST 10 Division I												
280	A Wofford	51 49	323	A Mercer	48 55							
210	A Furman	69 63	164	A Samford	46 60							
334	H Western Caro.	53 61	210	H Furman	60 52							
145	H UNC Greensboro	74 59	280	H Wofford	80 76							
285	A ETSU	91 82	145	A UNC Greensboro	41 49							

Non-Div I Games:

Chattanooga

Loss, Non-Conf, S Site, H Home A Away N Neutral

Average RPI Win:	225	WON-LOST	WINNING	LAST 10	STRENGTH OF	OPP. STRENGTH	TEAM	ADJ.	CONF.	ADJ CONF.
Average RPI Loss:	235	RECORD	PCT. RANK	GAMES	SCHEDULE	OF SCHEDULE	RPI	RPI	RPI	RPI
DIV. I ONLY	1- 24	350	1-9	313	329	348	348	31	31	
DIV. I NON-CONF.	0- 13	338	0	264	274	343	343	32	32	
TOTALS	RPI 1-25	RPI 26-50	W-L RECORDS	RPI 51-100	RPI 101-150	RPI 150+				
1- 24	0- 1	0- 0	OVERALL	0- 0	0- 3	1- 20				
0- 11	0- 1	0- 0	HOME	0- 0	0- 2	0- 8				
1- 12	0- 0	0- 0	AWAY	0- 0	0- 1	1- 11				
0- 1	0- 0	0- 0	NEUTRAL	0- 0	0- 0	0- 1				
0- 13	0- 1	0- 0	NON-CONFERENCE	0- 0	0- 3	0- 9				
0- 6	0- 1	0- 0	HOME	0- 0	0- 2	0- 3				
0- 6	0- 0	0- 0	AWAY	0- 0	0- 1	0- 5				
0- 1	0- 0	0- 0	NEUTRAL	0- 0	0- 0	0- 1				
1- 11	0- 0	0- 0	CONFERENCE	0- 0	0- 0	1- 11				
0- 5	0- 0	0- 0	HOME	0- 0	0- 0	0- 5				
1- 6	0- 0	0- 0	AWAY	0- 0	0- 0	1- 6				
0- 0	0- 0	0- 0	NEUTRAL	0- 0	0- 0	0- 0				

RPI	S	Opponent	Score	RPI	S	Opponent	Score	RPI	S	Opponent	Score	RPI	S	Opponent	Score	Team's RPI: 348
23	H	Arizona	50 82									108	A	UT Arlington	53 84	
												135	H	Loyola Chicago	53 98	
												139	H	Green Bay	46 102	
												152	A	Western Mich.	69 90	
												165	A	Illinois	66 96	
												174	A	Valparaiso	49 95	
												193	H	Western Ill.	78 88	
												218	A	Grand Canyon	49 69	
												218	H	Grand Canyon	57 68	
												222	A	UMKC	57 73	
												225	A	CSU Bakersfield	60 58	
												225	H	CSU Bakersfield	51 58	
												252	A	Nevada	60 80	
												266	N	UC Santa Barbara	65 96	
												288	H	California Baptist	65 80	
												290	H	Oakland	70 98	
												307	A	Seattle U	51 80	
												316	A	New Mexico St.	56 80	
												316	H	New Mexico St.	60 73	
												318	A	UTRGV	68 77	
												318	H	UTRGV	67 87	
												324	A	Evansville	42 76	
												326	A	Utah Valley	58 89	
												342	H	UIC	61 73	
LAST 10 Division I																
218	H	Grand Canyon	57 68	288	H	California Baptist	65 80									
225	H	CSU Bakersfield	51 58	225	A	CSU Bakersfield	60 58									
318	A	UTRGV	68 77	218	A	Grand Canyon	49 69									
316	A	New Mexico St.	56 80	318	H	UTRGV	67 87									
222	A	UMKC	57 73	316	H	New Mexico St.	60 73									

Non-Div I Games:

Chicago St.

■ Loss,
■ Non-Conf,
■ S Site,
■ H Home
■ A Away
N Neutral

Average RPI Win:	178	WON-LOST	WINNING	LAST 10	STRENGTH OF	OPP. STRENGTH	TEAM	ADJ.	CONF.	ADJ CONF.
Average RPI Loss:	59	RECORD	PCT. RANK	GAMES	SCHEDULE	OF SCHEDULE	RPI	RPI	RPI	RPI
DIV. I ONLY	16- 8	69	7-3	115	60	84	84	9	9	
DIV. I NON-CONF.	9- 4	84	0	212	43	134	134	9	9	
TOTALS	RPI 1-25	RPI 26-50	W-L RECORDS	RPI 51-100	RPI 101-150	RPI 150+				
16- 8	0- 3	1- 1	OVERALL	4- 3	1- 1	10- 0				
12- 2	0- 1	1- 0	HOME	4- 1	0- 0	7- 0				
4- 4	0- 1	0- 1	AWAY	0- 1	1- 1	3- 0				
0- 2	0- 1	0- 0	NEUTRAL	0- 1	0- 0	0- 0				
9- 4	0- 2	0- 0	NON-CONFERENCE	2- 2	1- 0	6- 0				
7- 2	0- 1	0- 0	HOME	2- 1	0- 0	5- 0				
2- 0	0- 0	0- 0	AWAY	0- 0	1- 0	1- 0				
0- 2	0- 1	0- 0	NEUTRAL	0- 1	0- 0	0- 0				
7- 4	0- 1	1- 1	CONFERENCE	2- 1	0- 1	4- 0				
5- 0	0- 0	1- 0	HOME	2- 0	0- 0	2- 0				
2- 4	0- 1	0- 1	AWAY	0- 1	0- 1	2- 0				
0- 0	0- 0	0- 0	NEUTRAL	0- 0	0- 0	0- 0				

RPI 1-25				RPI 26-50				RPI 51-100 Team's RPI: 84				RPI 101+			
RPI	S	Opponent	Score	RPI	S	Opponent	Score	RPI	S	Opponent	Score	RPI	S	Opponent	Score
7	A	UConn	50 80	44	A	UCF	42 49	58	H	Ball St.	63 56	118	A	VCU	58 56
8	N	Iowa	61 69	44	H	UCF	81 64	63	A	South Fla.	68 76	149	A	Tulane	59 64
25	H	Ohio St.	73 78					63	H	South Fla.	60 55	169	H	Houston	85 66
								77	N	Bucknell	48 56	177	A	Memphis	73 66
								79	H	Temple	86 81	189	H	Miami (OH)	98 68
								95	H	Saint Louis	50 60	196	H	Chattanooga	72 53
								99	H	Utah	68 62	246	H	Tulsa	78 53
												249	A	SMU	73 58
												260	A	Xavier	85 78
												270	H	Alabama A&M	62 47
												287	H	Pittsburgh	69 53
												340	H	Coppin St.	86 40
LAST 10 Division I															
44	A	UCF	42 49	79	H	Temple	86 81								
246	H	Tulsa	78 53	169	H	Houston	85 66								
249	A	SMU	73 58	149	A	Tulane	59 64								
63	H	South Fla.	60 55	44	H	UCF	81 64								
7	A	UConn	50 80	177	A	Memphis	73 66								

Non-Div I Games:

Cincinnati

Average RPI Win:	232	WON-LOST	WINNING	LAST 10	STRENGTH OF	OPP. STRENGTH	TEAM	ADJ.	CONF.	ADJ CONF.
Average RPI Loss:	81	RECORD	PCT. RANK	GAMES	SCHEDULE	OF SCHEDULE	RPI	RPI	RPI	RPI
DIV. I ONLY	7- 18	295	2-8	70	52	214	214	5	5	
DIV. I NON-CONF.	4- 7	225	0	144	144	229	229	3	3	
TOTALS	RPI 1-25	RPI 26-50	W-L RECORDS	RPI 51-100	RPI 101-150	RPI 150+				
7- 18	0- 6	1- 2	OVERALL	0- 5	1- 2	5- 3				
4- 9	0- 4	1- 0	HOME	0- 2	0- 1	3- 2				
2- 8	0- 1	0- 2	AWAY	0- 3	1- 1	1- 1				
1- 1	0- 1	0- 0	NEUTRAL	0- 0	0- 0	1- 0				
4- 7	0- 3	0- 0	NON-CONFERENCE	0- 1	0- 0	4- 3				
2- 4	0- 1	0- 0	HOME	0- 1	0- 0	2- 2				
1- 2	0- 1	0- 0	AWAY	0- 0	0- 0	1- 1				
1- 1	0- 1	0- 0	NEUTRAL	0- 0	0- 0	1- 0				
3- 11	0- 3	1- 2	CONFERENCE	0- 4	1- 2	1- 0				
2- 5	0- 3	1- 0	HOME	0- 1	0- 1	1- 0				
1- 6	0- 0	0- 2	AWAY	0- 3	1- 1	0- 0				
0- 0	0- 0	0- 0	NEUTRAL	0- 0	0- 0	0- 0				

RPI	S	Opponent	Score	RPI	S	Opponent	Score	RPI	S	Opponent	Score	RPI	S	Opponent	Score	Team's RPI: 214
2	H	South Carolina	48 84	30	A	Virginia Tech	50 71	75	H	Boston College	68 70	112	A	Wake Forest	58 63	
3	N	Maryland	44 63	35	H	Duke	62 58	76	H	Alabama	54 67	112	H	Wake Forest	52 66	
4	H	Louisville	50 75	50	A	Virginia	54 70	88	A	Miami (FL)	64 68	114	A	Notre Dame	71 55	
8	A	Iowa	60 74					90	A	Georgia Tech	47 49	161	H	N.C. A&T	74 82	
16	H	NC State	60 79					97	A	North Carolina	72 86	210	H	Furman	77 71	
24	H	Florida St.	64 81									211	A	Penn St.	55 68	
												287	H	Pittsburgh	75 67	
												291	H	Navy	52 65	
												323	A	Mercer	65 61	
												325	H	Alabama St.	76 43	
												328	N	Alcorn	77 46	
LAST 10 Division I																
112	H	Wake Forest	52 66	30	A	Virginia Tech	50 71	88	A	Miami (FL)	64 68					
75	H	Boston College	68 70	35	H	Duke	62 58	287	H	Pittsburgh	75 67					
50	A	Virginia	54 70	90	A	Georgia Tech	47 49									
97	A	North Carolina	72 86													
16	H	NC State	60 79													

Non-Div I Games:

Clemson

■ Loss,
 ■ Non-Conf,
 ■ S Site,
 ■ H Home
 ■ A Away
 N Neutral

Average RPI Win:	277	WON-LOST	WINNING	LAST 10	STRENGTH OF	OPP. STRENGTH	TEAM	ADJ.	CONF.	ADJ CONF.
Average RPI Loss:	174	RECORD	PCT. RANK	GAMES	SCHEDULE	OF SCHEDULE	RPI	RPI	RPI	RPI
DIV. I ONLY	15- 8	78	5-5	346	257	203	203	22	22	
DIV. I NON-CONF.	8- 1	26	0	351	251	179	179	21	21	
TOTALS	RPI 1-25	RPI 26-50	W-L RECORDS	RPI 51-100	RPI 101-150	RPI 150+				
15- 8	0- 0	0- 0	OVERALL	0- 2	0- 1	15- 5				
5- 3	0- 0	0- 0	HOME	0- 1	0- 1	5- 1				
10- 5	0- 0	0- 0	AWAY	0- 1	0- 0	10- 4				
0- 0	0- 0	0- 0	NEUTRAL	0- 0	0- 0	0- 0				
8- 1	0- 0	0- 0	NON-CONFERENCE	0- 0	0- 0	8- 1				
1- 0	0- 0	0- 0	HOME	0- 0	0- 0	1- 0				
7- 1	0- 0	0- 0	AWAY	0- 0	0- 0	7- 1				
0- 0	0- 0	0- 0	NEUTRAL	0- 0	0- 0	0- 0				
7- 7	0- 0	0- 0	CONFERENCE	0- 2	0- 1	7- 4				
4- 3	0- 0	0- 0	HOME	0- 1	0- 1	4- 1				
3- 4	0- 0	0- 0	AWAY	0- 1	0- 0	3- 3				
0- 0	0- 0	0- 0	NEUTRAL	0- 0	0- 0	0- 0				

RPI 1-25				RPI 26-50				RPI 51-100				RPI 101+				Team's RPI: 203	
RPI	S	Opponent	Score	RPI	S	Opponent	Score	RPI	S	Opponent	Score	RPI	S	Opponent	Score		
								52	A	IUPUI	48	58	139	H	Green Bay	54	74
								52	H	IUPUI	53	78	167	A	Wright St.	62	78
													167	H	Wright St.	73	75
													187	H	Akron	66	62
													190	A	Northern Ky.	73	68
													190	H	Northern Ky.	66	62
													232	A	Youngstown St.	72	84
													232	H	Youngstown St.	60	52
													233	H	Milwaukee	58	49
													255	A	Bowling Green	62	89
													271	A	Delaware St.	57	49
													285	A	ETSU	62	54
													289	A	St. Bonaventure	65	62
													290	A	Oakland	79	58
													310	A	Omaha	79	66
													321	A	Hofstra	61	51
													330	A	Detroit Mercy	59	70
													334	A	Western Caro.	68	61
													339	A	LIU Brooklyn	79	49
													342	A	UIC	83	43
													342	H	UIC	84	44
LAST 10 Division I																	
				232	A	Youngstown St.	72	84	139	H	Green Bay	54	74				
				167	H	Wright St.	73	75	233	H	Milwaukee	58	49				
				190	H	Northern Ky.	66	62	290	A	Oakland	79	58				
				342	A	UIC	83	43	330	A	Detroit Mercy	59	70				
				52	A	IUPUI	48	58	232	H	Youngstown St.	60	52				

Non-Div I Games: Davis & Elkins 110 41 Lake Erie 95 49

Cleveland St.

Average RPI Win:	232	WON-LOST	WINNING	LAST 10	STRENGTH OF	OPP. STRENGTH	TEAM	ADJ.	CONF.	ADJ CONF.
Average RPI Loss:	139	RECORD	PCT. RANK	GAMES	SCHEDULE	OF SCHEDULE	RPI	RPI	RPI	RPI
DIV. I ONLY	19- 3	19	9-1	276	236	80	80	21	21	
DIV. I NON-CONF.	8- 1	26	0	342	310	160	160	19	19	
TOTALS	RPI 1-25	RPI 26-50	W-L RECORDS	RPI 51-100	RPI 101-150	RPI 150+				
19- 3	0- 0	1- 1	OVERALL	0- 0	4- 1	14- 1				
10- 1	0- 0	1- 0	HOME	0- 0	2- 1	7- 0				
8- 2	0- 0	0- 1	AWAY	0- 0	1- 0	7- 1				
1- 0	0- 0	0- 0	NEUTRAL	0- 0	1- 0	0- 0				
8- 1	0- 0	0- 0	NON-CONFERENCE	0- 0	2- 1	6- 0				
4- 1	0- 0	0- 0	HOME	0- 0	1- 1	3- 0				
3- 0	0- 0	0- 0	AWAY	0- 0	0- 0	3- 0				
1- 0	0- 0	0- 0	NEUTRAL	0- 0	1- 0	0- 0				
11- 2	0- 0	1- 1	CONFERENCE	0- 0	2- 0	8- 1				
6- 0	0- 0	1- 0	HOME	0- 0	1- 0	4- 0				
5- 2	0- 0	0- 1	AWAY	0- 0	1- 0	4- 1				
0- 0	0- 0	0- 0	NEUTRAL	0- 0	0- 0	0- 0				

RPI S	Opponent	Score	RPI S	Opponent	Score	RPI S	Opponent	Score	RPI S	Opponent	Score
49	A Troy	77 84	49	H Troy	124 103				108	A UT Arlington	80 62
									108	H UT Arlington	62 56
									110	H Richmond	67 79
									144	N Elon	76 65
									145	H UNC Greensboro	63 54
									208	A Little Rock	68 48
									231	H George Mason	74 59
									239	A South Alabama	71 62
									239	H South Alabama	76 73
									241	A Appalachian St.	80 53
									258	A Arkansas St.	61 63
									259	A Texas St.	69 59
									259	H Texas St.	75 67
									272	A UNCW	62 43
									280	A Wofford	78 73
									300	H Ga. Southern	66 59
									309	H Georgia St.	87 45
									334	A Western Caro.	66 43
									335	H Ark.-Pine Bluff	76 69
									349	H South Carolina St.	85 44
LAST 10 Division I											
239	H South Alabama	76 73	300	H Ga. Southern	66 59						
49	H Troy	124 103	258	A Arkansas St.	61 63						
108	A UT Arlington	80 62	241	A Appalachian St.	80 53						
259	A Texas St.	69 59	208	A Little Rock	68 48						
309	H Georgia St.	87 45	108	H UT Arlington	62 56						

Non-Div I Games: UNC Pembroke 86 44 Wesleyan (GA) 132 32

Coastal Caro.

■ Loss,
 ■ Non-Conf, S Site,
 ■ Home
 ■ Away
 N Neutral

Average RPI Win: 264		WON-LOST	WINNING	LAST 10	STRENGTH OF	OPP. STRENGTH	TEAM	ADJ.	CONF.	ADJ CONF.
Average RPI Loss: 144		RECORD	PCT. RANK	GAMES	SCHEDULE	OF SCHEDULE	RPI	RPI	RPI	RPI
DIV. I ONLY		10- 12	207	2-8	282	241	248	248	14	14
DIV. I NON-CONF.		6- 4	123	0	347	344	267	267	13	13
TOTALS		RPI 1-25	RPI 26-50	W-L RECORDS	RPI 51-100	RPI 101-150	RPI 150+			
10- 12	0- 0		0- 2	OVERALL	1- 0	0- 7	9- 3			
5- 6	0- 0		0- 1	HOME	1- 0	0- 3	4- 2			
5- 6	0- 0		0- 1	AWAY	0- 0	0- 4	5- 1			
0- 0	0- 0		0- 0	NEUTRAL	0- 0	0- 0	0- 0			
6- 4	0- 0		0- 0	NON-CONFERENCE	0- 0	0- 2	6- 2			
2- 2	0- 0		0- 0	HOME	0- 0	0- 1	2- 1			
4- 2	0- 0		0- 0	AWAY	0- 0	0- 1	4- 1			
0- 0	0- 0		0- 0	NEUTRAL	0- 0	0- 0	0- 0			
4- 8	0- 0		0- 2	CONFERENCE	1- 0	0- 5	3- 1			
3- 4	0- 0		0- 1	HOME	1- 0	0- 2	2- 1			
1- 4	0- 0		0- 1	AWAY	0- 0	0- 3	1- 0			
0- 0	0- 0		0- 0	NEUTRAL	0- 0	0- 0	0- 0			

RPI 1-25				RPI 26-50				RPI 51-100				RPI 101+				Team's RPI: 248	
RPI	S	Opponent	Score	RPI	S	Opponent	Score	RPI	S	Opponent	Score	RPI	S	Opponent	Score		
				40	A	James Madison	50 81	54	H	Drexel	73 59	112	A	Wake Forest	50 106		
				40	H	James Madison	53 87					119	A	William & Mary	60 85		
												119	H	William & Mary	74 80		
												140	A	Northeastern	68 72		
												144	A	Elon	48 90		
												144	H	Elon	57 85		
												145	H	UNC Greensboro	56 69		
												178	H	Towson	62 79		
												181	H	Delaware	84 73		
												209	A	High Point	79 70		
												231	H	George Mason	61 72		
												261	A	Winthrop	84 73		
												272	H	UNCW	67 63		
												311	A	Presbyterian	54 58		
												313	H	N.C. Central	85 78		
												321	A	Hofstra	63 60		
												334	H	Western Caro.	73 62		
												344	A	Charleston So.	79 70		
												349	A	South Carolina St.	76 55		
LAST 10 Division I																	
				40	A	James Madison	50 81	272	H	UNCW	67 63						
				144	H	Elon	57 85	40	H	James Madison	53 87						
				119	H	William & Mary	74 80	178	H	Towson	62 79						
				321	A	Hofstra	63 60	119	A	William & Mary	60 85						
				140	A	Northeastern	68 72	144	A	Elon	48 90						

Non-Div I Games:	Coker	82	57
------------------	-------	----	----

Col. of Charleston

Loss, Non-Conf, S Site, H Home A Away N Neutral

Average RPI Win: 233	WON-LOST	WINNING	LAST 10	STRENGTH OF	OPP. STRENGTH	TEAM	ADJ.	CONF.	ADJ CONF.
Average RPI Loss: 112	RECORD	PCT. RANK	GAMES	SCHEDULE	OF SCHEDULE	RPI	RPI	RPI	RPI
DIV. I ONLY	17- 7	55	7-3	253	143	103	103	15	15
DIV. I NON-CONF.	8- 3	68	0	240	158	88	88	16	16
TOTALS	RPI 1-25	RPI 26-50	W-L RECORDS	RPI 51-100	RPI 101-150	RPI 150+			
17- 7	0- 1	0- 0	OVERALL	1- 3	2- 1	14- 2			
11- 1	0- 0	0- 0	HOME	1- 0	1- 1	9- 0			
6- 6	0- 1	0- 0	AWAY	0- 3	1- 0	5- 2			
0- 0	0- 0	0- 0	NEUTRAL	0- 0	0- 0	0- 0			
8- 3	0- 1	0- 0	NON-CONFERENCE	1- 2	0- 0	7- 0			
5- 0	0- 0	0- 0	HOME	1- 0	0- 0	4- 0			
3- 3	0- 1	0- 0	AWAY	0- 2	0- 0	3- 0			
0- 0	0- 0	0- 0	NEUTRAL	0- 0	0- 0	0- 0			
9- 4	0- 0	0- 0	CONFERENCE	0- 1	2- 1	7- 2			
6- 1	0- 0	0- 0	HOME	0- 0	1- 1	5- 0			
3- 3	0- 0	0- 0	AWAY	0- 1	1- 0	2- 2			
0- 0	0- 0	0- 0	NEUTRAL	0- 0	0- 0	0- 0			

RPI 1-25				RPI 26-50				RPI 51-100				RPI 101+				Team's RPI: 103	
RPI	S	Opponent	Score	RPI	S	Opponent	Score	RPI	S	Opponent	Score	RPI	S	Opponent	Score		
12	A	Northwestern	44 73					55	H	Yale	70 67	113	H	Holy Cross	71 60		
								76	A	Alabama	52 72	134	A	Boston U.	70 61		
								77	A	Bucknell	43 66	134	H	Boston U.	58 60		
								95	A	Saint Louis	51 61	162	A	Cornell	62 58		
												185	A	Lafayette	39 55		
												185	H	Lafayette	73 52		
												205	A	American	61 63		
												205	H	American	63 62		
												234	H	UMass Lowell	73 51		
												247	A	Loyola Maryland	76 74		
												247	H	Loyola Maryland	79 70		
												269	H	Niagara	85 72		
												278	H	Siena	88 51		
												283	H	Wagner	74 58		
												291	A	Navy	65 53		
												291	H	Navy	80 55		
												301	H	Army West Point	100 93		
												327	A	NJIT	79 52		
												338	A	Canisius	90 69		
LAST 10 Division I																	
247	H	Loyola Maryland	79 70	205	H	American	63 62										
134	H	Boston U.	58 60	77	A	Bucknell	43 66										
291	A	Navy	65 53	134	A	Boston U.	70 61										
113	H	Holy Cross	71 60	185	H	Lafayette	73 52										
185	A	Lafayette	39 55	291	H	Navy	80 55										

Non-Div I Games:

Colgate

■ Loss,
 ■ Non-Conf,
 S Site,
 ■ Home
 ■ Away
 N Neutral

Average RPI Win:	184	WON-LOST	WINNING	LAST 10	STRENGTH OF	OPP. STRENGTH	TEAM	ADJ.	CONF.	ADJ CONF.
Average RPI Loss:	43	RECORD	PCT. RANK	GAMES	SCHEDULE	OF SCHEDULE	RPI	RPI	RPI	RPI
DIV. I ONLY	15- 9	97	3-7	92	16	73	73	1	1	
DIV. I NON-CONF.	11- 0	1	0	301	167	52	52	1	1	
TOTALS	RPI 1-25	RPI 26-50	W-L RECORDS	RPI 51-100	RPI 101-150	RPI 150+				
15- 9	0- 6	0- 0	OVERALL	2- 2	6- 1	7- 0				
8- 4	0- 3	0- 0	HOME	1- 1	3- 0	4- 0				
6- 5	0- 3	0- 0	AWAY	1- 1	2- 1	3- 0				
1- 0	0- 0	0- 0	NEUTRAL	0- 0	1- 0	0- 0				
11- 0	0- 0	0- 0	NON-CONFERENCE	0- 0	4- 0	7- 0				
6- 0	0- 0	0- 0	HOME	0- 0	2- 0	4- 0				
4- 0	0- 0	0- 0	AWAY	0- 0	1- 0	3- 0				
1- 0	0- 0	0- 0	NEUTRAL	0- 0	1- 0	0- 0				
4- 9	0- 6	0- 0	CONFERENCE	2- 2	2- 1	0- 0				
2- 4	0- 3	0- 0	HOME	1- 1	1- 0	0- 0				
2- 5	0- 3	0- 0	AWAY	1- 1	1- 1	0- 0				
0- 0	0- 0	0- 0	NEUTRAL	0- 0	0- 0	0- 0				

RPI	S	Opponent	Score	RPI	S	Opponent	Score	RPI	S	Opponent	Score	RPI	S	Opponent	Score
1	A	Oregon	46 104					72	H	Southern California	66 53	127	N	UAB	77 69
1	H	Oregon	53 101					99	A	Utah	80 70	128	H	Texas Southern	74 50
10	H	UCLA	62 65					99	H	Utah	69 84	133	A	Washington	52 61
11	A	Stanford	68 76					100	A	Washington St.	59 69	138	H	Wisconsin	74 57
15	A	Oregon St.	60 72									141	A	California	62 50
15	H	Oregon St.	52 79									141	H	California	64 57
												149	A	Tulane	62 52
												191	H	Jacksonville	66 44
												194	A	Wyoming	66 56
												256	H	Denver	96 70
												260	A	Xavier	62 53
												264	A	Colorado St.	79 75
												277	H	Indiana St.	59 46
												327	H	NJIT	80 57
LAST 10 Division I															
141	H	California	64 57	141	A	California	62 50								
133	A	Washington	52 61	11	A	Stanford	68 76								
100	A	Washington St.	59 69	99	H	Utah	69 84								
1	H	Oregon	53 101	10	H	UCLA	62 65								
15	H	Oregon St.	52 79	72	H	Southern California	66 53								

Non-Div I Games:

Colorado

■ Loss,
 ■ Non-Conf, S Site,
 ■ Home
 ■ Away
 N Neutral

Average RPI Win:	273	WON-LOST	WINNING	LAST 10	STRENGTH OF	OPP. STRENGTH	TEAM	ADJ.	CONF.	ADJ CONF.
Average RPI Loss:	154	RECORD	PCT. RANK	GAMES	SCHEDULE	OF SCHEDULE	RPI	RPI	RPI	RPI
DIV. I ONLY	9- 14	242	3-7	232	242	264	264	17	17	
DIV. I NON-CONF.	4- 5	195	0	296	282	268	268	22	22	
TOTALS	RPI 1-25	RPI 26-50	W-L RECORDS	RPI 51-100	RPI 101-150	RPI 150+				
9- 14	0- 0	0- 1	OVERALL	0- 3	0- 2	9- 8				
6- 6	0- 0	0- 0	HOME	0- 2	0- 1	6- 3				
3- 8	0- 0	0- 1	AWAY	0- 1	0- 1	3- 5				
0- 0	0- 0	0- 0	NEUTRAL	0- 0	0- 0	0- 0				
4- 5	0- 0	0- 1	NON-CONFERENCE	0- 1	0- 1	4- 2				
3- 2	0- 0	0- 0	HOME	0- 1	0- 0	3- 1				
1- 3	0- 0	0- 1	AWAY	0- 0	0- 1	1- 1				
0- 0	0- 0	0- 0	NEUTRAL	0- 0	0- 0	0- 0				
5- 9	0- 0	0- 0	CONFERENCE	0- 2	0- 1	5- 6				
3- 4	0- 0	0- 0	HOME	0- 1	0- 1	3- 2				
2- 5	0- 0	0- 0	AWAY	0- 1	0- 0	2- 4				
0- 0	0- 0	0- 0	NEUTRAL	0- 0	0- 0	0- 0				

RPI 1-25				RPI 26-50				RPI 51-100				RPI 101+				Team's RPI: 264
RPI	S	Opponent	Score	RPI	S	Opponent	Score	RPI	S	Opponent	Score	RPI	S	Opponent	Score	
				48	A	Tennessee	41 79	60	A	Fresno St.	53 55	116	H	Boise St.	69 72	
								60	H	Fresno St.	61 79	122	A	Idaho	54 61	
								73	H	Colorado	75 79	166	H	San Jose St.	53 58	
												179	H	Northern Ill.	75 80	
												194	A	Wyoming	56 49	
												194	H	Wyoming	40 43	
												195	A	UNLV	52 56	
												200	A	New Mexico	62 73	
												222	A	Northern Colo.	75 58	
												245	A	San Diego St.	49 59	
												246	A	Tulsa	55 61	
												252	A	Nevada	63 74	
												252	H	Nevada	75 70	
												281	H	UC Riverside	52 40	
												284	A	Utah St.	67 61	
												284	H	Utah St.	56 55	
												286	H	Incarnate Word	75 47	
												304	H	Air Force	60 40	
												351	H	Mississippi Val.	65 46	
LAST 10 Division I																
				194	H	Wyoming	40 43	284	H	Utah St.	56 55					
				284	A	Utah St.	67 61	60	A	Fresno St.	53 55					
				60	H	Fresno St.	61 79	304	H	Air Force	60 40					
				195	A	UNLV	52 56	200	A	New Mexico	62 73					
				252	A	Nevada	63 74	166	H	San Jose St.	53 58					

Non-Div I Games: Western St. 56 47 Chadron St. 102 51

Colorado St.

Average RPI Win:	212	WON-LOST	WINNING	LAST 10	STRENGTH OF	OPP. STRENGTH	TEAM	ADJ.	CONF.	ADJ CONF.
Average RPI Loss:	135	RECORD	PCT. RANK	GAMES	SCHEDULE	OF SCHEDULE	RPI	RPI	RPI	RPI
DIV. I ONLY	13- 8	105	6-4	245	138	146	146	8	8	
DIV. I NON-CONF.	9- 4	84	2-0	331	225	184	184	8	8	
TOTALS	RPI 1-25	RPI 26-50	W-L RECORDS	RPI 51-100	RPI 101-150	RPI 150+				
13- 8	0- 1	0- 0	OVERALL	1- 2	3- 2	9- 3				
10- 2	0- 0	0- 0	HOME	1- 1	2- 0	7- 1				
3- 6	0- 1	0- 0	AWAY	0- 1	1- 2	2- 2				
0- 0	0- 0	0- 0	NEUTRAL	0- 0	0- 0	0- 0				
9- 4	0- 0	0- 0	NON-CONFERENCE	1- 0	2- 2	6- 2				
6- 1	0- 0	0- 0	HOME	1- 0	1- 0	4- 1				
3- 3	0- 0	0- 0	AWAY	0- 0	1- 2	2- 1				
0- 0	0- 0	0- 0	NEUTRAL	0- 0	0- 0	0- 0				
4- 4	0- 1	0- 0	CONFERENCE	0- 2	1- 0	3- 1				
4- 1	0- 0	0- 0	HOME	0- 1	1- 0	3- 0				
0- 3	0- 1	0- 0	AWAY	0- 1	0- 0	0- 1				
0- 0	0- 0	0- 0	NEUTRAL	0- 0	0- 0	0- 0				

RPI	S	Opponent	Score	RPI	S	Opponent	Score	RPI	S	Opponent	Score	RPI	S	Opponent	Score	Team's RPI: 146
18	A	Princeton	55 77					55	H	Yale	60 85	101	H	Harvard	89 64	
								64	A	Penn	84 86	106	A	Vanderbilt	51 72	
								93	H	Fordham	70 51	121	H	Davidson	63 60	
												131	A	Buffalo	75 82	
												132	A	Robert Morris	61 59	
												162	A	Cornell	77 80	
												162	H	Cornell	76 66	
												170	H	Dartmouth	73 63	
												212	H	Brown	74 60	
												229	H	Saint Joseph's	57 71	
												233	H	Milwaukee	74 46	
												242	H	Georgetown	54 49	
												301	A	Army West Point	71 62	
												314	A	Albany (NY)	78 82	
												323	H	Mercer	77 48	
												327	H	NJIT	99 43	
												336	A	Tennessee St.	75 65	
LAST 10 Division I																
101	H	Harvard	89 64	55	H	Yale	60 85									
170	H	Dartmouth	73 63	162	A	Cornell	77 80									
18	A	Princeton	55 77	162	H	Cornell	76 66									
64	A	Penn	84 86	323	H	Mercer	77 48									
212	H	Brown	74 60	336	A	Tennessee St.	75 65									

Non-Div I Games:

Columbia

■ Loss,
 ■ Non-Conf,
 ■ S Site,
 ■ H Home
 ■ A Away
 N Neutral

Average RPI Win: 333	WON-LOST	WINNING	LAST 10	STRENGTH OF	OPP. STRENGTH	TEAM	ADJ.	CONF.	ADJ CONF.
Average RPI Loss: 197	RECORD	PCT. RANK	GAMES	SCHEDULE	OF SCHEDULE	RPI	RPI	RPI	RPI
DIV. I ONLY	2- 22	345	2-8	254	325	340	340	29	29
DIV. I NON-CONF.	0- 12	338	0	123	218	322	322	29	29
TOTALS	RPI 1-25	RPI 26-50	W-L RECORDS	RPI 51-100	RPI 101-150	RPI 150+			
2- 22	0- 0	0- 1	OVERALL	0- 5	0- 1	2- 15			
1- 8	0- 0	0- 0	HOME	0- 0	0- 0	1- 8			
1- 14	0- 0	0- 1	AWAY	0- 5	0- 1	1- 7			
0- 0	0- 0	0- 0	NEUTRAL	0- 0	0- 0	0- 0			
0- 12	0- 0	0- 1	NON-CONFERENCE	0- 5	0- 0	0- 6			
0- 2	0- 0	0- 0	HOME	0- 0	0- 0	0- 2			
0- 10	0- 0	0- 1	AWAY	0- 5	0- 0	0- 4			
0- 0	0- 0	0- 0	NEUTRAL	0- 0	0- 0	0- 0			
2- 10	0- 0	0- 0	CONFERENCE	0- 0	0- 1	2- 9			
1- 6	0- 0	0- 0	HOME	0- 0	0- 0	1- 6			
1- 4	0- 0	0- 0	AWAY	0- 0	0- 1	1- 3			
0- 0	0- 0	0- 0	NEUTRAL	0- 0	0- 0	0- 0			

RPI 1-25				RPI 26-50				RPI 51-100				RPI 101+				Team's RPI: 340	
RPI	S	Opponent	Score	RPI	S	Opponent	Score	RPI	S	Opponent	Score	RPI	S	Opponent	Score		
39	A	South Dakota	44 82					51	A	Rutgers	33 107	126	A	Bethune-Cookman	51 82		
								53	A	West Virginia	47 82	154	H	Norfolk St.	48 85		
								59	A	Dayton	48 78	155	A	George Washington	35 54		
								84	A	Cincinnati	40 86	161	H	N.C. A&T	38 84		
								87	A	South Dakota St.	41 94	180	A	La Salle	46 79		
												240	A	Marshall	47 60		
												251	H	Morgan St.	42 47		
												257	A	Howard	52 64		
												257	H	Howard	54 66		
												269	H	Niagara	67 82		
												271	A	Delaware St.	55 72		
												299	A	UMBC	48 71		
												313	H	N.C. Central	44 58		
												317	H	UMES	66 63		
												332	H	Saint Peter's	57 82		
												343	A	Florida A&M	48 58		
												349	A	South Carolina St.	61 42		
												349	H	South Carolina St.	60 71		
LAST 10 Division I																	
349	A	South Carolina St.	61 42	257	H	Howard	54 66										
317	H	UMES	66 63	251	H	Morgan St.	42 47										
313	H	N.C. Central	44 58	161	H	N.C. A&T	38 84										
257	A	Howard	52 64	343	A	Florida A&M	48 58										
271	A	Delaware St.	55 72	126	A	Bethune-Cookman	51 82										

Non-Div I Games:

Coppin St.

■ Loss,
 ■ Non-Conf,
 ■ S Site,
 ■ Home
 ■ A Away
 N Neutral

Average RPI Win:	261	WON-LOST	WINNING	LAST 10	STRENGTH OF	OPP. STRENGTH	TEAM	ADJ.	CONF.	ADJ CONF.
Average RPI Loss:	92	RECORD	PCT. RANK	GAMES	SCHEDULE	OF SCHEDULE	RPI	RPI	RPI	RPI
DIV. I ONLY	9- 11	209	3-7	87	194	162	162	8	8	
DIV. I NON-CONF.	7- 5	131	1-1	202	291	159	159	8	8	
TOTALS	RPI 1-25	RPI 26-50	W-L RECORDS	RPI 51-100	RPI 101-150	RPI 150+				
9- 11	0- 2	0- 0	OVERALL	0- 3	1- 4	8- 2				
5- 6	0- 0	0- 0	HOME	0- 1	1- 3	4- 2				
4- 5	0- 2	0- 0	AWAY	0- 2	0- 1	4- 0				
0- 0	0- 0	0- 0	NEUTRAL	0- 0	0- 0	0- 0				
7- 5	0- 1	0- 0	NON-CONFERENCE	0- 1	0- 2	7- 1				
3- 3	0- 0	0- 0	HOME	0- 0	0- 2	3- 1				
4- 2	0- 1	0- 0	AWAY	0- 1	0- 0	4- 0				
0- 0	0- 0	0- 0	NEUTRAL	0- 0	0- 0	0- 0				
2- 6	0- 1	0- 0	CONFERENCE	0- 2	1- 2	1- 1				
2- 3	0- 0	0- 0	HOME	0- 1	1- 1	1- 1				
0- 3	0- 1	0- 0	AWAY	0- 1	0- 1	0- 0				
0- 0	0- 0	0- 0	NEUTRAL	0- 0	0- 0	0- 0				

RPI 1-25				RPI 26-50				RPI 51-100				RPI 101+ Team's RPI: 162			
RPI	S	Opponent	Score	RPI	S	Opponent	Score	RPI	S	Opponent	Score	RPI	S	Opponent	Score
18	A	Princeton	29 60					53	A	West Virginia	62 68	101	H	Harvard	58 73
21	A	TCU	49 59					55	H	Yale	67 74	103	H	Colgate	58 62
								64	A	Penn	41 63	111	H	Duquesne	62 72
												146	A	Columbia	66 76
												146	H	Columbia	80 77
												168	H	Binghamton	56 59
												170	H	Dartmouth	65 67
												212	H	Brown	74 63
												234	A	UMass Lowell	70 56
												269	H	Niagara	82 59
												271	A	Delaware St.	77 51
												285	H	ETSU	71 43
												289	A	St. Bonaventure	70 42
												314	A	Albany (NY)	71 51
												327	H	NJIT	68 44
LAST 10 Division I															
170	H	Dartmouth	65 67	212	H	Brown	74 63								
101	H	Harvard	58 73	146	H	Columbia	80 77								
64	A	Penn	41 63	146	A	Columbia	66 76								
18	A	Princeton	29 60	285	H	ETSU	71 43								
55	H	Yale	67 74	53	A	West Virginia	62 68								

Non-Div I Games:

Cornell

■ Loss,
■ Non-Conf,
■ S Site,
■ H Home
■ A Away
N Neutral

Creighton

Through Games Of Feb. 15, 2020

Average RPI Win:	139	WON-LOST	WINNING	LAST 10	STRENGTH OF	OPP. STRENGTH	TEAM	ADJ.	CONF.	ADJ CONF.
Average RPI Loss:	48	RECORD	PCT. RANK	GAMES	SCHEDULE	OF SCHEDULE	RPI	RPI	RPI	RPI
DIV. I ONLY	15- 9	97	4-6	29	57	41	41	6	6	
DIV. I NON-CONF.	8- 3	68	0	37	46	14	14	6	6	
TOTALS	RPI 1-25	RPI 26-50	W-L RECORDS	RPI 51-100	RPI 101-150	RPI 150+				
15- 9	1- 1	1- 4	OVERALL	6- 4	2- 0	5- 0				
7- 3	0- 1	1- 0	HOME	2- 2	1- 0	3- 0				
6- 6	1- 0	0- 4	AWAY	2- 2	1- 0	2- 0				
2- 0	0- 0	0- 0	NEUTRAL	2- 0	0- 0	0- 0				
8- 3	0- 0	0- 3	NON-CONFERENCE	5- 0	0- 0	3- 0				
4- 0	0- 0	0- 0	HOME	2- 0	0- 0	2- 0				
2- 3	0- 0	0- 3	AWAY	1- 0	0- 0	1- 0				
2- 0	0- 0	0- 0	NEUTRAL	2- 0	0- 0	0- 0				
7- 6	1- 1	1- 1	CONFERENCE	1- 4	2- 0	2- 0				
3- 3	0- 1	1- 0	HOME	0- 2	1- 0	1- 0				
4- 3	1- 0	0- 1	AWAY	1- 2	1- 0	1- 0				
0- 0	0- 0	0- 0	NEUTRAL	0- 0	0- 0	0- 0				

RPI 1-25				RPI 26-50				RPI 51-100				RPI 101+			
RPI	S	Opponent	Score	RPI	S	Opponent	Score	RPI	S	Opponent	Score	RPI	S	Opponent	Score
19	A	DePaul	63 61	27	A	Arizona St.	55 70	53	N	West Virginia	82 75	148	A	Providence	77 68
19	H	DePaul	71 74	33	A	Drake	53 63	57	A	St. John's (NY)	58 63	148	H	Providence	72 63
				37	A	Marquette	50 52	57	H	St. John's (NY)	70 77	158	H	Wichita St.	56 46
				37	H	Marquette	72 62	68	A	Seton Hall	70 82	242	A	Georgetown	65 56
				39	A	South Dakota	65 72	74	H	UNI	57 54	260	H	Xavier	62 55
								79	N	Temple	69 59	294	H	North Dakota St.	70 59
								82	A	Nebraska	79 74	310	A	Omaha	67 54
								87	H	South Dakota St.	61 48				
								92	H	Butler	67 73				
								94	A	Villanova	58 42				
LAST 10 Division I															
57	H	St. John's (NY)	70 77	260	H	Xavier	62 55								
148	A	Providence	77 68	57	A	St. John's (NY)	58 63								
37	A	Marquette	50 52	68	A	Seton Hall	70 82								
19	A	DePaul	63 61	148	H	Providence	72 63								
92	H	Butler	67 73	19	H	DePaul	71 74								

Non-Div I Games:

Creighton

Loss, Non-Conf, S Site, H Home A Away N Neutral

Average RPI Win: 212	WON-LOST	WINNING	LAST 10	STRENGTH OF	OPP. STRENGTH	TEAM	ADJ.	CONF.	ADJ CONF.
Average RPI Loss: 133	RECORD	PCT. RANK	GAMES	SCHEDULE	OF SCHEDULE	RPI	RPI	RPI	RPI
DIV. I ONLY	8- 13	247	2-8	67	195	170	170	8	8
DIV. I NON-CONF.	6- 7	182	0-2	159	290	168	168	8	8
TOTALS	RPI 1-25	RPI 26-50	W-L RECORDS	RPI 51-100	RPI 101-150	RPI 150+			
8- 13	0- 2	0- 0	OVERALL	0- 2	1- 5	7- 4			
5- 5	0- 1	0- 0	HOME	0- 2	1- 0	4- 2			
3- 8	0- 1	0- 0	AWAY	0- 0	0- 5	3- 2			
0- 0	0- 0	0- 0	NEUTRAL	0- 0	0- 0	0- 0			
6- 7	0- 1	0- 0	NON-CONFERENCE	0- 0	0- 3	6- 3			
4- 1	0- 0	0- 0	HOME	0- 0	0- 0	4- 1			
2- 6	0- 1	0- 0	AWAY	0- 0	0- 3	2- 2			
0- 0	0- 0	0- 0	NEUTRAL	0- 0	0- 0	0- 0			
2- 6	0- 1	0- 0	CONFERENCE	0- 2	1- 2	1- 1			
1- 4	0- 1	0- 0	HOME	0- 2	1- 0	0- 1			
1- 2	0- 0	0- 0	AWAY	0- 0	0- 2	1- 0			
0- 0	0- 0	0- 0	NEUTRAL	0- 0	0- 0	0- 0			

RPI 1-25				RPI 26-50				RPI 51-100				RPI 101+ Team's RPI: 170			
RPI	S	Opponent	Score	RPI	S	Opponent	Score	RPI	S	Opponent	Score	RPI	S	Opponent	Score
12	A	Northwestern	37 79					55	H	Yale	47 67	101	A	Harvard	49 64
18	H	Princeton	34 66					64	H	Penn	33 66	101	H	Harvard	63 62
												131	A	Buffalo	49 73
												134	A	Boston U.	56 74
												135	A	Loyola Chicago	40 61
												146	A	Columbia	63 73
												162	A	Cornell	67 65
												197	H	Merrimack	57 52
												207	H	Maine	57 41
												212	H	Brown	71 83
												221	A	Manhattan	58 70
												234	A	UMass Lowell	62 51
												236	A	Fairfield	52 51
												247	A	Loyola Maryland	56 72
												259	H	Texas St.	51 61
												262	H	New Hampshire	66 47
												293	H	Vermont	72 55
LAST 10 Division I															
162	A	Cornell	67 65	18	H	Princeton	34 66	101	A	Harvard	49 64				
146	A	Columbia	63 73	55	H	Yale	47 67	101	H	Harvard	63 62				
212	H	Brown	71 83	64	H	Penn	33 66	247	A	Loyola Maryland	56 72				
								131	A	Buffalo	49 73				

Non-Div I Games:

Dartmouth

Davidson

Through Games Of Feb. 15, 2020

Average RPI Win:	209	WON-LOST	WINNING	LAST 10	STRENGTH OF	OPP. STRENGTH	TEAM	ADJ.	CONF.	ADJ CONF.
Average RPI Loss:	106	RECORD	PCT. RANK	GAMES	SCHEDULE	OF SCHEDULE	RPI	RPI	RPI	RPI
DIV. I ONLY	12- 11	165	5-5	135	124	121	121	12	12	
DIV. I NON-CONF.	6- 6	164	0	190	171	135	135	12	12	
TOTALS	RPI 1-25	RPI 26-50	W-L RECORDS	RPI 51-100	RPI 101-150	RPI 150+				
12- 11	0- 0	0- 2	OVERALL	2- 4	0- 4	10- 1				
5- 3	0- 0	0- 0	HOME	1- 2	0- 1	4- 0				
6- 8	0- 0	0- 2	AWAY	1- 2	0- 3	5- 1				
1- 0	0- 0	0- 0	NEUTRAL	0- 0	0- 0	1- 0				
6- 6	0- 0	0- 2	NON-CONFERENCE	0- 2	0- 2	6- 0				
2- 1	0- 0	0- 0	HOME	0- 1	0- 0	2- 0				
3- 5	0- 0	0- 2	AWAY	0- 1	0- 2	3- 0				
1- 0	0- 0	0- 0	NEUTRAL	0- 0	0- 0	1- 0				
6- 5	0- 0	0- 0	CONFERENCE	2- 2	0- 2	4- 1				
3- 2	0- 0	0- 0	HOME	1- 1	0- 1	2- 0				
3- 3	0- 0	0- 0	AWAY	1- 1	0- 1	2- 1				
0- 0	0- 0	0- 0	NEUTRAL	0- 0	0- 0	0- 0				

RPI	S	Opponent	Score	RPI	S	Opponent	Score	RPI	S	Opponent	Score	RPI	S	Opponent	Score	Team's RPI: 121
30	A	Virginia Tech	68 88	54	A	Drexel	63 74	110	A	Richmond	57 69					
35	A	Duke	52 82	59	H	Dayton	49 55	137	A	Florida	50 55					
				70	H	Charlotte	64 75	146	A	Columbia	60 63					
				93	A	Fordham	46 47	147	H	Massachusetts	62 70					
				93	H	Fordham	74 62	155	H	George Washington	62 55					
				95	A	Saint Louis	65 58	172	A	Rhode Island	77 70					
								172	H	Rhode Island	79 67					
								209	A	High Point	73 63					
								222	A	UMKC	74 64					
								231	A	George Mason	76 69					
								242	H	Georgetown	66 52					
								285	A	ETSU	75 60					
								289	A	St. Bonaventure	56 68					
								302	N	UC Irvine	78 72					
								334	H	Western Caro.	101 51					
LAST 10 Division I																
93	A	Fordham	46 47	110	A	Richmond	57 69									
289	A	St. Bonaventure	56 68	155	H	George Washington	62 55									
59	H	Dayton	49 55	231	A	George Mason	76 69									
147	H	Massachusetts	62 70	172	H	Rhode Island	79 67									
172	A	Rhode Island	77 70	93	H	Fordham	74 62									

Non-Div I Games: Newberry 75 46

Davidson

■ Loss,
 ■ Non-Conf,
 ■ S Site,
 ■ H Home
 ■ A Away
 N Neutral

Average RPI Win:	183	WON-LOST	WINNING	LAST 10	STRENGTH OF	OPP. STRENGTH	TEAM	ADJ.	CONF.	ADJ CONF.
Average RPI Loss:	58	RECORD	PCT. RANK	GAMES	SCHEDULE	OF SCHEDULE	RPI	RPI	RPI	RPI
DIV. I ONLY	18- 7	50	10-0	116	74	59	59	12	12	
DIV. I NON-CONF.	7- 7	164	0	145	13	139	139	12	12	
TOTALS	RPI 1-25	RPI 26-50	W-L RECORDS	RPI 51-100	RPI 101-150	RPI 150+				
18- 7	0- 4	0- 0	OVERALL	2- 0	5- 3	11- 0				
8- 2	0- 2	0- 0	HOME	2- 0	1- 0	5- 0				
8- 2	0- 1	0- 0	AWAY	0- 0	4- 1	4- 0				
2- 3	0- 1	0- 0	NEUTRAL	0- 0	0- 2	2- 0				
7- 7	0- 4	0- 0	NON-CONFERENCE	0- 0	1- 3	6- 0				
3- 2	0- 2	0- 0	HOME	0- 0	0- 0	3- 0				
2- 2	0- 1	0- 0	AWAY	0- 0	1- 1	1- 0				
2- 3	0- 1	0- 0	NEUTRAL	0- 0	0- 2	2- 0				
11- 0	0- 0	0- 0	CONFERENCE	2- 0	4- 0	5- 0				
5- 0	0- 0	0- 0	HOME	2- 0	1- 0	2- 0				
6- 0	0- 0	0- 0	AWAY	0- 0	3- 0	3- 0				
0- 0	0- 0	0- 0	NEUTRAL	0- 0	0- 0	0- 0				

RPI 1-25				RPI 26-50				RPI 51-100				Team's RPI: 59		RPI 101+			
RPI	S	Opponent	Score	RPI	S	Opponent	Score	RPI	S	Opponent	Score			RPI	S	Opponent	Score
2	H	South Carolina	49 75					93	H	Fordham	48 44			110	A	Richmond	65 51
7	H	UConn	37 75					95	H	Saint Louis	48 47			111	H	Duquesne	54 41
13	N	Gonzaga	65 76											112	N	Wake Forest	59 78
20	A	Central Mich.	80 81											120	N	Auburn	74 76
														121	A	Davidson	55 49
														131	A	Buffalo	59 67
														140	A	Northeastern	71 60
														147	A	Massachusetts	52 51
														155	A	George Washington	66 50
														159	A	Toledo	60 42
														172	H	Rhode Island	71 60
														180	A	La Salle	98 58
														207	N	Maine	78 49
														229	A	Saint Joseph's	59 44
														231	H	George Mason	59 55
														254	N	East Carolina	94 68
														268	H	Lipscomb	82 60
														273	H	Morehead St.	58 41
														340	H	Coppin St.	78 48
LAST 10 Division I																	
				147	A	Massachusetts	52 51					155	A	George Washington	66 50		
				172	H	Rhode Island	71 60					95	H	Saint Louis	48 47		
				121	A	Davidson	55 49					111	H	Duquesne	54 41		
				229	A	Saint Joseph's	59 44					110	A	Richmond	65 51		
				93	H	Fordham	48 44					231	H	George Mason	59 55		

Non-Div I Games:

Dayton

■ Loss,
 ■ Non-Conf,
 ■ S Site,
 ■ H Home
 ■ A Away
 N Neutral

Average RPI Win:	128	WON-LOST	WINNING	LAST 10	STRENGTH OF	OPP. STRENGTH	TEAM	ADJ.	CONF.	ADJ CONF.
Average RPI Loss:	21	RECORD	PCT. RANK	GAMES	SCHEDULE	OF SCHEDULE	RPI	RPI	RPI	RPI
DIV. I ONLY	23- 3	10	9-1	45	51	19	19	6	6	
DIV. I NON-CONF.	10- 2	29	0	63	34	18	18	6	6	
TOTALS	RPI 1-25	RPI 26-50	W-L RECORDS	RPI 51-100	RPI 101-150	RPI 150+				
23- 3	1- 2	2- 1	OVERALL	9- 0	5- 0	6- 0				
13- 2	0- 1	1- 1	HOME	6- 0	1- 0	5- 0				
10- 1	1- 1	1- 0	AWAY	3- 0	4- 0	1- 0				
0- 0	0- 0	0- 0	NEUTRAL	0- 0	0- 0	0- 0				
10- 2	1- 2	0- 0	NON-CONFERENCE	2- 0	3- 0	4- 0				
6- 1	0- 1	0- 0	HOME	2- 0	0- 0	4- 0				
4- 1	1- 1	0- 0	AWAY	0- 0	3- 0	0- 0				
0- 0	0- 0	0- 0	NEUTRAL	0- 0	0- 0	0- 0				
13- 1	0- 0	2- 1	CONFERENCE	7- 0	2- 0	2- 0				
7- 1	0- 0	1- 1	HOME	4- 0	1- 0	1- 0				
6- 0	0- 0	1- 0	AWAY	3- 0	1- 0	1- 0				
0- 0	0- 0	0- 0	NEUTRAL	0- 0	0- 0	0- 0				

RPI 1-25				Team's RPI: 19		RPI 26-50				RPI 51-100				RPI 101+			
RPI	S	Opponent	Score	RPI	S	Opponent	Score	RPI	S	Opponent	Score	RPI	S	Opponent	Score		
7	H	UConn	74 84	37	H	Marquette	89 71	54	H	Drexel	81 57	114	A	Notre Dame	105 94		
12	A	Northwestern	70 68	41	A	Creighton	74 71	57	A	St. John's (NY)	71 65	135	A	Loyola Chicago	83 76		
15	A	Oregon St.	77 98	41	H	Creighton	61 63	57	H	St. John's (NY)	74 69	139	A	Green Bay	76 65		
								68	A	Seton Hall	86 76	148	A	Providence	80 67		
								68	H	Seton Hall	85 68	148	H	Providence	93 71		
								88	H	Miami (FL)	89 83	189	H	Miami (OH)	98 79		
								92	A	Butler	80 65	233	H	Milwaukee	94 65		
								92	H	Butler	89 60	242	H	Georgetown	92 66		
								94	H	Villanova	85 69	258	H	Arkansas St.	109 64		
												260	A	Xavier	91 68		
												325	H	Alabama St.	105 76		
LAST 10 Division I																	
				92	H	Butler	89 60					242	H	Georgetown	92 66		
				68	A	Seton Hall	86 76					94	H	Villanova	85 69		
				57	A	St. John's (NY)	71 65					92	A	Butler	80 65		
				148	H	Providence	93 71					260	A	Xavier	91 68		
				41	H	Creighton	61 63					57	H	St. John's (NY)	74 69		

Non-Div I Games:

DePaul

■ Loss,
 ■ Non-Conf,
 S Site,
 ■ Home
 ■ Away
 N Neutral

Delaware

Through Games Of Feb. 15, 2020

Average RPI Win:	211	WON-LOST	WINNING	LAST 10	STRENGTH OF	OPP. STRENGTH	TEAM	ADJ.	CONF.	ADJ CONF.
Average RPI Loss:	140	RECORD	PCT. RANK	GAMES	SCHEDULE	OF SCHEDULE	RPI	RPI	RPI	RPI
DIV. I ONLY	9- 13	236	5-5	155	127	181	181	14	14	
DIV. I NON-CONF.	4- 7	225	0	96	150	170	170	13	13	
TOTALS	RPI 1-25	RPI 26-50	W-L RECORDS	RPI 51-100	RPI 101-150	RPI 150+				
9- 13	0- 1	0- 2	OVERALL	0- 2	3- 2	6- 6				
3- 5	0- 0	0- 1	HOME	0- 0	0- 1	3- 3				
5- 8	0- 1	0- 1	AWAY	0- 2	3- 1	2- 3				
1- 0	0- 0	0- 0	NEUTRAL	0- 0	0- 0	1- 0				
4- 7	0- 1	0- 1	NON-CONFERENCE	0- 1	1- 0	3- 4				
1- 3	0- 0	0- 0	HOME	0- 0	0- 0	1- 3				
2- 4	0- 1	0- 1	AWAY	0- 1	1- 0	1- 1				
1- 0	0- 0	0- 0	NEUTRAL	0- 0	0- 0	1- 0				
5- 6	0- 0	0- 1	CONFERENCE	0- 1	2- 2	3- 2				
2- 2	0- 0	0- 1	HOME	0- 0	0- 1	2- 0				
3- 4	0- 0	0- 0	AWAY	0- 1	2- 1	1- 2				
0- 0	0- 0	0- 0	NEUTRAL	0- 0	0- 0	0- 0				

RPI 1-25				RPI 26-50				RPI 51-100				RPI 101+ Team's RPI: 181			
RPI	S	Opponent	Score	RPI	S	Opponent	Score	RPI	S	Opponent	Score	RPI	S	Opponent	Score
3	A	Maryland	55 99	40	H	James Madison	39 60	54	A	Drexel	59 63	119	A	William & Mary	58 68
				44	A	UCF	49 75	70	A	Charlotte	57 61	132	A	Robert Morris	73 62
												140	A	Northeastern	81 69
												140	H	Northeastern	62 72
												144	A	Elon	65 56
												155	H	George Washington	49 63
												178	H	Towson	69 62
												201	A	Gardner-Webb	65 67
												204	N	Santa Clara	81 80
												207	H	Maine	56 69
												230	A	Cal St. Fullerton	72 55
												231	H	George Mason	63 44
												248	A	Col. of Charleston	73 84
												271	H	Delaware St.	64 67
												272	A	UNCW	65 71
												321	A	Hofstra	77 67
												321	H	Hofstra	80 59
LAST 10 Division I															
321	A	Hofstra	77 67	119	A	William & Mary	58 68								
140	A	Northeastern	81 69	54	A	Drexel	59 63								
178	H	Towson	69 62	140	H	Northeastern	62 72								
40	H	James Madison	39 60	321	H	Hofstra	80 59								
144	A	Elon	65 56	248	A	Col. of Charleston	73 84								

Non-Div I Games:

Delaware

Loss, Non-Conf, S Site, H Home A Away N Neutral

Average RPI Win:	304	WON-LOST	WINNING	LAST 10	STRENGTH OF	OPP. STRENGTH	TEAM	ADJ.	CONF.	ADJ CONF.
Average RPI Loss:	144	RECORD	PCT. RANK	GAMES	SCHEDULE	OF SCHEDULE	RPI	RPI	RPI	RPI
DIV. I ONLY	9- 12	226	7-3	224	345	271	271	29	29	
DIV. I NON-CONF.	2- 9	304	0	54	335	257	257	29	29	
TOTALS	RPI 1-25	RPI 26-50	W-L RECORDS	RPI 51-100	RPI 101-150	RPI 150+				
9- 12	0- 0	0- 1	OVERALL	0- 2	0- 2	9- 7				
6- 7	0- 0	0- 0	HOME	0- 1	0- 2	6- 4				
3- 5	0- 0	0- 1	AWAY	0- 1	0- 0	3- 3				
0- 0	0- 0	0- 0	NEUTRAL	0- 0	0- 0	0- 0				
2- 9	0- 0	0- 1	NON-CONFERENCE	0- 2	0- 2	2- 4				
1- 6	0- 0	0- 0	HOME	0- 1	0- 2	1- 3				
1- 3	0- 0	0- 1	AWAY	0- 1	0- 0	1- 1				
0- 0	0- 0	0- 0	NEUTRAL	0- 0	0- 0	0- 0				
7- 3	0- 0	0- 0	CONFERENCE	0- 0	0- 0	7- 3				
5- 1	0- 0	0- 0	HOME	0- 0	0- 0	5- 1				
2- 2	0- 0	0- 0	AWAY	0- 0	0- 0	2- 2				
0- 0	0- 0	0- 0	NEUTRAL	0- 0	0- 0	0- 0				

RPI 1-25				RPI 26-50				RPI 51-100				RPI 101+				Team's RPI: 271
RPI	S	Opponent	Score	RPI	S	Opponent	Score	RPI	S	Opponent	Score	RPI	S	Opponent	Score	
				40	A	James Madison	64 83	75	A	Boston College	69 109	119	H	William & Mary	52 73	
								96	H	Rider	69 71	129	H	Lehigh	38 68	
												154	A	Norfolk St.	57 65	
												161	A	N.C. A&T	53 58	
												161	H	N.C. A&T	45 69	
												162	H	Cornell	51 77	
												168	H	Binghamton	66 75	
												181	A	Delaware	67 64	
												203	H	Cleveland St.	49 57	
												251	H	Morgan St.	69 61	
												265	A	Longwood	62 78	
												313	A	N.C. Central	64 60	
												313	H	N.C. Central	64 54	
												317	H	UMES	72 58	
												332	H	Saint Peter's	89 66	
												340	H	Coppin St.	72 55	
												343	H	Florida A&M	61 53	
												349	A	South Carolina St.	76 64	
LAST 10 Division I																
				343	H	Florida A&M	61 53					161	A	N.C. A&T	53 58	
				349	A	South Carolina St.	76 64					313	A	N.C. Central	64 60	
				154	A	Norfolk St.	57 65					161	H	N.C. A&T	45 69	
				317	H	UMES	72 58					313	H	N.C. Central	64 54	
				340	H	Coppin St.	72 55					251	H	Morgan St.	69 61	

Non-Div I Games: Post 67 41 Georgian Court 69 48

Delaware St.

■ Loss,
 ■ Non-Conf,
 ■ S Site,
 ■ Home
 ■ A Away
 N Neutral

Average RPI Win: 251	WON-LOST	WINNING	LAST 10	STRENGTH OF	OPP. STRENGTH	TEAM	ADJ.	CONF.	ADJ CONF.
Average RPI Loss: 183	RECORD	PCT. RANK	GAMES	SCHEDULE	OF SCHEDULE	RPI	RPI	RPI	RPI
DIV. I ONLY	11- 14	210	5-5	243	280	256	256	19	19
DIV. I NON-CONF.	5- 7	205	0	258	330	300	300	18	18
TOTALS	RPI 1-25	RPI 26-50	W-L RECORDS	RPI 51-100	RPI 101-150	RPI 150+			
11- 14	0- 0	0- 2	OVERALL	1- 2	0- 0	10- 10			
8- 5	0- 0	0- 1	HOME	0- 1	0- 0	8- 3			
3- 7	0- 0	0- 1	AWAY	1- 1	0- 0	2- 5			
0- 2	0- 0	0- 0	NEUTRAL	0- 0	0- 0	0- 2			
5- 7	0- 0	0- 0	NON-CONFERENCE	0- 1	0- 0	5- 6			
5- 2	0- 0	0- 0	HOME	0- 0	0- 0	5- 2			
0- 3	0- 0	0- 0	AWAY	0- 1	0- 0	0- 2			
0- 2	0- 0	0- 0	NEUTRAL	0- 0	0- 0	0- 2			
6- 7	0- 0	0- 2	CONFERENCE	1- 1	0- 0	5- 4			
3- 3	0- 0	0- 1	HOME	0- 1	0- 0	3- 1			
3- 4	0- 0	0- 1	AWAY	1- 0	0- 0	2- 3			
0- 0	0- 0	0- 0	NEUTRAL	0- 0	0- 0	0- 0			

RPI S	Opponent	Score	RPI S	Opponent	Score	RPI S	Opponent	Score	RPI S	Opponent	Score
39	A South Dakota	61 104	39	H South Dakota	60 92	73	A Colorado	70 96	152	N Western Mich.	70 79
						87	A South Dakota St.	72 62	184	H Southern Utah	81 73
						87	H South Dakota St.	79 86	187	N Akron	72 88
									193	A Western Ill.	75 82
									194	H Wyoming	71 57
									213	A Oral Roberts	72 84
									215	A North Dakota	91 81
									215	H North Dakota	82 90
									222	A UMKC	79 83
									222	H Northern Colo.	74 55
									267	A Lamar University	59 71
									270	H Alabama A&M	83 86
									294	A North Dakota St.	80 85
									294	H North Dakota St.	91 82
									302	H UC Irvine	83 75
									310	A Omaha	86 80
									310	H Omaha	66 60
									312	H Cal Poly	96 66
									316	H New Mexico St.	75 78
									329	H Purdue Fort Wayne	83 57
LAST 10 Division I											
310	A Omaha	86 80	294	A North Dakota St.	80 85						
87	A South Dakota St.	72 62	215	A North Dakota	91 81						
329	H Purdue Fort Wayne	83 57	310	H Omaha	66 60						
39	H South Dakota	60 92	193	A Western Ill.	75 82						
213	A Oral Roberts	72 84	87	H South Dakota St.	79 86						

Non-Div I Games: Colo. Christian 89 49

Denver

Detroit Mercy

Through Games Of Feb. 15, 2020

Average RPI Win: 296	WON-LOST	WINNING	LAST 10	STRENGTH OF	OPP. STRENGTH	TEAM	ADJ.	CONF.	ADJ CONF.
Average RPI Loss: 175	RECORD	PCT. RANK	GAMES	SCHEDULE	OF SCHEDULE	RPI	RPI	RPI	RPI
DIV. I ONLY	3- 21	333	2-8	226	266	330	330	22	22
DIV. I NON-CONF.	0- 11	338	0	182	255	332	332	21	21
TOTALS	RPI 1-25	RPI 26-50	W-L RECORDS	RPI 51-100	RPI 101-150	RPI 150+			
3- 21	0- 0	0- 0	OVERALL	0- 4	0- 3	3- 14			
2- 10	0- 0	0- 0	HOME	0- 1	0- 2	2- 7			
1- 9	0- 0	0- 0	AWAY	0- 3	0- 1	1- 5			
0- 2	0- 0	0- 0	NEUTRAL	0- 0	0- 0	0- 2			
0- 11	0- 0	0- 0	NON-CONFERENCE	0- 2	0- 1	0- 8			
0- 5	0- 0	0- 0	HOME	0- 0	0- 1	0- 4			
0- 4	0- 0	0- 0	AWAY	0- 2	0- 0	0- 2			
0- 2	0- 0	0- 0	NEUTRAL	0- 0	0- 0	0- 2			
3- 10	0- 0	0- 0	CONFERENCE	0- 2	0- 2	3- 6			
2- 5	0- 0	0- 0	HOME	0- 1	0- 1	2- 3			
1- 5	0- 0	0- 0	AWAY	0- 1	0- 1	1- 3			
0- 0	0- 0	0- 0	NEUTRAL	0- 0	0- 0	0- 0			

RPI S	Opponent	Score	RPI S	Opponent	Score	RPI S	Opponent	Score	RPI S	Opponent	Score	Team's RPI: 330
						52	A IUPUI	45 82	135	H Loyola Chicago	60 89	
						52	H IUPUI	54 95	139	A Green Bay	45 72	
						91	A Michigan St.	52 110	139	H Green Bay	48 65	
						92	A Butler	60 82	152	A Western Mich.	67 82	
									159	H Toledo	64 82	
									167	A Wright St.	61 67	
									173	H Eastern Mich.	70 84	
									174	H Valparaiso	58 77	
									187	H Akron	60 81	
									190	A Northern Ky.	60 72	
									198	N Tennessee Tech	47 69	
									203	H Cleveland St.	70 59	
									231	A George Mason	62 75	
									232	H Youngstown St.	47 62	
									233	H Milwaukee	48 63	
									290	A Oakland	60 65	
									290	H Oakland	57 71	
									305	N Sacred Heart	60 66	
									342	A UIC	70 62	
									342	H UIC	58 52	
LAST 10 Division I												
			139	A Green Bay	45 72		167	A Wright St.	61 67			
			342	H UIC	58 52		232	H Youngstown St.	47 62			
			52	H IUPUI	54 95		203	H Cleveland St.	70 59			
			290	A Oakland	60 65		139	H Green Bay	48 65			
			190	A Northern Ky.	60 72		233	H Milwaukee	48 63			

Non-Div I Games:

Detroit Mercy

Loss, Non-Conf, S Site, H Home A Away N Neutral

Drake

Through Games Of Feb. 15, 2020

Average RPI Win:	158	WON-LOST	WINNING	LAST 10	STRENGTH OF	OPP. STRENGTH	TEAM	ADJ.	CONF.	ADJ CONF.
Average RPI Loss:	25	RECORD	PCT. RANK	GAMES	SCHEDULE	OF SCHEDULE	RPI	RPI	RPI	RPI
DIV. I ONLY	17- 7	55	8-2	66	40	33	33	7	7	
DIV. I NON-CONF.	7- 4	100	0	42	4	36	36	7	7	
TOTALS	RPI 1-25	RPI 26-50	W-L RECORDS	RPI 51-100	RPI 101-150	RPI 150+				
17- 7	0- 3	2- 4	OVERALL	5- 0	2- 0	8- 0				
10- 1	0- 1	2- 0	HOME	3- 0	1- 0	4- 0				
5- 5	0- 2	0- 3	AWAY	2- 0	0- 0	3- 0				
2- 1	0- 0	0- 1	NEUTRAL	0- 0	1- 0	1- 0				
7- 4	0- 1	2- 3	NON-CONFERENCE	1- 0	1- 0	3- 0				
4- 0	0- 0	2- 0	HOME	1- 0	0- 0	1- 0				
1- 3	0- 1	0- 2	AWAY	0- 0	0- 0	1- 0				
2- 1	0- 0	0- 1	NEUTRAL	0- 0	1- 0	1- 0				
10- 3	0- 2	0- 1	CONFERENCE	4- 0	1- 0	5- 0				
6- 1	0- 1	0- 0	HOME	2- 0	1- 0	3- 0				
4- 2	0- 1	0- 1	AWAY	2- 0	0- 0	2- 0				
0- 0	0- 0	0- 0	NEUTRAL	0- 0	0- 0	0- 0				

RPI 1-25				RPI 26-50				Team's RPI: 33				RPI 51-100				RPI 101+			
RPI	S	Opponent	Score	RPI	S	Opponent	Score	RPI	S	Opponent	Score	RPI	S	Opponent	Score	RPI	S	Opponent	Score
5	A	Missouri St.	67 69	34	N	Purdue	47 67	71	A	Illinois St.	69 67	120	N	Auburn	83 82				
5	H	Missouri St.	83 89	38	A	Bradley	76 77	74	H	UNI	104 87	135	H	Loyola Chicago	80 52				
8	A	Iowa	67 79	39	A	South Dakota	94 102	81	A	Southern Ill.	73 65	174	H	Valparaiso	87 66				
				41	H	Creighton	63 53	81	H	Southern Ill.	91 76	179	A	Northern Ill.	73 49				
				43	H	Iowa St.	86 81	87	H	South Dakota St.	74 67	193	H	Western Ill.	94 75				
				45	A	Oklahoma	84 93					207	N	Maine	94 62				
												277	A	Indiana St.	92 71				
												277	H	Indiana St.	105 65				
												324	A	Evansville	66 51				
												324	H	Evansville	108 44				
LAST 10 Division I																			
277	A	Indiana St.	92 71	174	H	Valparaiso	87 66												
324	A	Evansville	66 51	38	A	Bradley	76 77												
5	H	Missouri St.	83 89	71	A	Illinois St.	69 67												
81	H	Southern Ill.	91 76	324	H	Evansville	108 44												
135	H	Loyola Chicago	80 52	277	H	Indiana St.	105 65												

Non-Div I Games: Waldorf 103 18

Drake

Loss, Non-Conf, S Site, H Home A Away N Neutral

Average RPI Win: 175	WON-LOST	WINNING	LAST 10	STRENGTH OF	OPP. STRENGTH	TEAM	ADJ.	CONF.	ADJ CONF.
Average RPI Loss: 109	RECORD	PCT. RANK	GAMES	SCHEDULE	OF SCHEDULE	RPI	RPI	RPI	RPI
DIV. I ONLY	17- 6	45	10-0	129	113	54	54	14	14
DIV. I NON-CONF.	7- 5	131	0	65	89	85	85	13	13
TOTALS	RPI 1-25	RPI 26-50	W-L RECORDS	RPI 51-100	RPI 101-150	RPI 150+			
17- 6	0- 1	1- 0	OVERALL	1- 2	6- 2	9- 1			
10- 1	0- 0	1- 0	HOME	1- 0	3- 1	5- 0			
7- 4	0- 1	0- 0	AWAY	0- 2	3- 0	4- 1			
0- 1	0- 0	0- 0	NEUTRAL	0- 0	0- 1	0- 0			
7- 5	0- 1	0- 0	NON-CONFERENCE	1- 2	2- 2	4- 0			
5- 1	0- 0	0- 0	HOME	1- 0	2- 1	2- 0			
2- 3	0- 1	0- 0	AWAY	0- 2	0- 0	2- 0			
0- 1	0- 0	0- 0	NEUTRAL	0- 0	0- 1	0- 0			
10- 1	0- 0	1- 0	CONFERENCE	0- 0	4- 0	5- 1			
5- 0	0- 0	1- 0	HOME	0- 0	1- 0	3- 0			
5- 1	0- 0	0- 0	AWAY	0- 0	3- 0	2- 1			
0- 0	0- 0	0- 0	NEUTRAL	0- 0	0- 0	0- 0			

RPI 1-25				RPI 26-50				RPI 51-100 Team's RPI: 54				RPI 101+			
RPI	S	Opponent	Score	RPI	S	Opponent	Score	RPI	S	Opponent	Score	RPI	S	Opponent	Score
19	A	DePaul	57 81	40	H	James Madison	70 48	64	A	Penn	49 53	110	H	Richmond	58 52
								77	A	Bucknell	49 60	117	H	Pacific	51 58
								94	H	Villanova	54 52	119	A	William & Mary	61 54
												121	H	Davidson	74 63
												131	N	Buffalo	59 63
												140	A	Northeastern	67 51
												140	H	Northeastern	50 41
												144	A	Elon	55 53
												178	H	Towson	59 50
												180	H	La Salle	69 31
												181	H	Delaware	63 59
												186	A	Quinnipiac	66 62
												207	H	Maine	70 57
												229	A	Saint Joseph's	62 52
												248	A	Col. of Charleston	59 73
												272	A	UNCW	73 72
												321	A	Hofstra	45 32
												321	H	Hofstra	74 54
LAST 10 Division I															
140	A	Northeastern	67 51	144	A	Elon	55 53								
321	A	Hofstra	45 32	181	H	Delaware	63 59								
40	H	James Madison	70 48	321	H	Hofstra	74 54								
178	H	Towson	59 50	140	H	Northeastern	50 41								
119	A	William & Mary	61 54	272	A	UNCW	73 72								

Non-Div I Games:

Drexel

■ Loss,
 ■ Non-Conf, S Site,
 ■ Home
 ■ Away
 N Neutral

Average RPI Win: 220	WON-LOST	WINNING	LAST 10	STRENGTH OF	OPP. STRENGTH	TEAM	ADJ.	CONF.	ADJ CONF.
Average RPI Loss: 99	RECORD	PCT. RANK	GAMES	SCHEDULE	OF SCHEDULE	RPI	RPI	RPI	RPI
DIV. I ONLY	16- 8	69	6-4	257	102	111	111	12	12
DIV. I NON-CONF.	10- 3	57	0	284	127	100	100	12	12
TOTALS	RPI 1-25	RPI 26-50	W-L RECORDS	RPI 51-100	RPI 101-150	RPI 150+			
16- 8	0- 0	0- 1	OVERALL	0- 3	1- 3	15- 1			
8- 2	0- 0	0- 0	HOME	0- 0	0- 2	8- 0			
8- 6	0- 0	0- 1	AWAY	0- 3	1- 1	7- 1			
0- 0	0- 0	0- 0	NEUTRAL	0- 0	0- 0	0- 0			
10- 3	0- 0	0- 1	NON-CONFERENCE	0- 1	0- 1	10- 0			
4- 1	0- 0	0- 0	HOME	0- 0	0- 1	4- 0			
6- 2	0- 0	0- 1	AWAY	0- 1	0- 0	6- 0			
0- 0	0- 0	0- 0	NEUTRAL	0- 0	0- 0	0- 0			
6- 5	0- 0	0- 0	CONFERENCE	0- 2	1- 2	5- 1			
4- 1	0- 0	0- 0	HOME	0- 0	0- 1	4- 0			
2- 4	0- 0	0- 0	AWAY	0- 2	1- 1	1- 1			
0- 0	0- 0	0- 0	NEUTRAL	0- 0	0- 0	0- 0			

RPI S	Opponent	Score	RPI S	Opponent	Score	RPI S	Opponent	Score	RPI S	Opponent	Score	Team's RPI: 111
46	A Oklahoma St.	41 84	59	A Dayton	41 54	104	H Kent St.	75 77				
			79	A Temple	72 85	110	A Richmond	64 67				
			95	A Saint Louis	50 53	118	A VCU	79 76				
						147	H Massachusetts	77 81				
						155	A George Washington	60 65				
						159	H Toledo	79 74				
						162	A Cornell	72 62				
						180	H La Salle	82 56				
						185	A Lafayette	73 65				
						187	A Akron	88 63				
						217	H Kennesaw St.	75 72				
						221	A Manhattan	76 65				
						227	A Iona	76 74				
						229	A Saint Joseph's	58 51				
						229	H Saint Joseph's	53 42				
						231	H George Mason	84 63				
						250	H Saint Francis (PA)	72 69				
						287	A Pittsburgh	81 62				
						289	H St. Bonaventure	58 39				
						345	H Central Conn. St.	72 33				
LAST 10 Division I												
110	A Richmond	64 67	231	H George Mason	84 63							
229	H Saint Joseph's	53 42	229	A Saint Joseph's	58 51							
118	A VCU	79 76	59	A Dayton	41 54							
289	H St. Bonaventure	58 39	180	H La Salle	82 56							
95	A Saint Louis	50 53	155	A George Washington	60 65							

Non-Div I Games:

Duquesne

■ Loss,
 ■ Non-Conf,
 ■ S Site,
 ■ H Home
 ■ A Away
 N Neutral

Average RPI Win: 241	WON-LOST	WINNING	LAST 10	STRENGTH OF	OPP. STRENGTH	TEAM	ADJ.	CONF.	ADJ CONF.
Average RPI Loss: 172	RECORD	PCT. RANK	GAMES	SCHEDULE	OF SCHEDULE	RPI	RPI	RPI	RPI
DIV. I ONLY	7- 18	295	3-7	196	278	285	285	26	26
DIV. I NON-CONF.	4- 10	259	0	95	240	223	223	20	20
TOTALS	RPI 1-25	RPI 26-50	W-L RECORDS	RPI 51-100	RPI 101-150	RPI 150+			
7- 18	0- 0	0- 2	OVERALL	0- 1	2- 3	5- 12			
3- 9	0- 0	0- 1	HOME	0- 0	1- 2	2- 6			
4- 9	0- 0	0- 1	AWAY	0- 1	1- 1	3- 6			
0- 0	0- 0	0- 0	NEUTRAL	0- 0	0- 0	0- 0			
4- 10	0- 0	0- 2	NON-CONFERENCE	0- 1	2- 1	2- 6			
2- 5	0- 0	0- 1	HOME	0- 0	1- 1	1- 3			
2- 5	0- 0	0- 1	AWAY	0- 1	1- 0	1- 3			
0- 0	0- 0	0- 0	NEUTRAL	0- 0	0- 0	0- 0			
3- 8	0- 0	0- 0	CONFERENCE	0- 0	0- 2	3- 6			
1- 4	0- 0	0- 0	HOME	0- 0	0- 1	1- 3			
2- 4	0- 0	0- 0	AWAY	0- 0	0- 1	2- 3			
0- 0	0- 0	0- 0	NEUTRAL	0- 0	0- 0	0- 0			

RPI S	Opponent	Score	RPI S	Opponent	Score	RPI S	Opponent	Score	RPI S	Opponent	Score	Team's RPI: 285
48	H Tennessee	68 72	90	A Georgia Tech	48 87	105	A Liberty	63 62				
49	A Troy	61 79				112	H Wake Forest	67 60				
						121	H Davidson	60 75				
						145	A UNC Greensboro	47 63				
						145	H UNC Greensboro	45 65				
						161	A N.C. A&T	69 80				
						162	A Cornell	43 71				
						164	A Samford	34 68				
						196	H Chattanooga	82 91				
						199	H Radford	43 67				
						203	H Cleveland St.	54 62				
						209	A High Point	62 80				
						210	A Furman	47 67				
						210	H Furman	62 81				
						228	H UNC Asheville	54 72				
						239	H South Alabama	65 60				
						241	A Appalachian St.	67 61				
						280	A Wofford	62 86				
						280	H Wofford	47 76				
						323	A Mercer	72 66				
						334	A Western Caro.	62 57				
						334	H Western Caro.	76 49				
LAST 10 Division I												
210	A Furman	47 67	164	A Samford	34 68							
280	A Wofford	62 86	323	A Mercer	72 66							
145	H UNC Greensboro	45 65	280	H Wofford	47 76							
334	H Western Caro.	76 49	210	H Furman	62 81							
196	H Chattanooga	82 91	334	A Western Caro.	62 57							

Non-Div I Games: Converse 73 35

ETSU

■ Loss,
 ■ Non-Conf,
 ■ S Site,
 ■ H Home
 ■ A Away
 N Neutral

East Carolina

Through Games Of Feb. 15, 2020

Average RPI Win:	239	WON-LOST	WINNING	LAST 10	STRENGTH OF	OPP. STRENGTH	TEAM	ADJ.	CONF.	ADJ CONF.
Average RPI Loss:	126	RECORD	PCT. RANK	GAMES	SCHEDULE	OF SCHEDULE	RPI	RPI	RPI	RPI
DIV. I ONLY	6- 18	306	3-7	100	123	254	254	9	9	
DIV. I NON-CONF.	3- 10	282	0	77	174	243	243	9	9	
TOTALS	RPI 1-25	RPI 26-50	W-L RECORDS	RPI 51-100	RPI 101-150	RPI 150+				
6- 18	0- 2	0- 1	OVERALL	0- 4	0- 4	6- 7				
4- 7	0- 1	0- 0	HOME	0- 2	0- 1	4- 3				
2- 9	0- 0	0- 1	AWAY	0- 1	0- 3	2- 4				
0- 2	0- 1	0- 0	NEUTRAL	0- 1	0- 0	0- 0				
3- 10	0- 1	0- 0	NON-CONFERENCE	0- 4	0- 4	3- 1				
2- 4	0- 0	0- 0	HOME	0- 2	0- 1	2- 1				
1- 4	0- 0	0- 0	AWAY	0- 1	0- 3	1- 0				
0- 2	0- 1	0- 0	NEUTRAL	0- 1	0- 0	0- 0				
3- 8	0- 1	0- 1	CONFERENCE	0- 0	0- 0	3- 6				
2- 3	0- 1	0- 0	HOME	0- 0	0- 0	2- 2				
1- 5	0- 0	0- 1	AWAY	0- 0	0- 0	1- 4				
0- 0	0- 0	0- 0	NEUTRAL	0- 0	0- 0	0- 0				

RPI S	Opponent	Score	RPI S	Opponent	Score	RPI S	Opponent	Score	RPI S	Opponent	Score	Team's RPI: 254
7	H UConn	42 98	44	A UCF	55 91	56	H Middle Tenn.	66 68	105	A Liberty	66 81	
12	N Northwestern	45 64				59	N Dayton	68 94	112	A Wake Forest	53 76	
						70	H Charlotte	47 59	118	A VCU	40 53	
						83	A Georgia	50 67	119	H William & Mary	68 78	
									158	A Wichita St.	55 57	
									158	H Wichita St.	53 61	
									169	A Houston	63 72	
									169	H Houston	53 50	
									177	A Memphis	61 57	
									177	H Memphis	71 65	
									246	A Tulsa	56 58	
									249	A SMU	45 53	
									249	H SMU	47 55	
									257	H Howard	51 67	
									265	A Longwood	64 61	
									317	H UMES	57 42	
									331	H USC Upstate	69 48	
LAST 10 Division I												
177	A Memphis	61 57	7	H UConn	42 98							
249	A SMU	45 53	246	A Tulsa	56 58							
169	H Houston	53 50	169	A Houston	63 72							
158	A Wichita St.	55 57	158	H Wichita St.	53 61							
177	H Memphis	71 65	249	H SMU	47 55							

Non-Div I Games:

East Carolina

Loss, Non-Conf, S Site, H Home A Away N Neutral

Average RPI Win:	264	WON-LOST	WINNING	LAST 10	STRENGTH OF	OPP. STRENGTH	TEAM	ADJ.	CONF.	ADJ CONF.
Average RPI Loss:	159	RECORD	PCT. RANK	GAMES	SCHEDULE	OF SCHEDULE	RPI	RPI	RPI	RPI
DIV. I ONLY	14- 10	119	6-4	338	205	226	226	20	20	
DIV. I NON-CONF.	5- 5	164	0	349	163	307	307	24	24	
TOTALS	RPI 1-25	RPI 26-50	W-L RECORDS	RPI 51-100	RPI 101-150	RPI 150+				
14- 10	0- 0	0- 0	OVERALL	1- 2	0- 3	13- 5				
6- 5	0- 0	0- 0	HOME	1- 0	0- 2	5- 3				
7- 5	0- 0	0- 0	AWAY	0- 2	0- 1	7- 2				
1- 0	0- 0	0- 0	NEUTRAL	0- 0	0- 0	1- 0				
5- 5	0- 0	0- 0	NON-CONFERENCE	0- 0	0- 2	5- 3				
1- 3	0- 0	0- 0	HOME	0- 0	0- 1	1- 2				
3- 2	0- 0	0- 0	AWAY	0- 0	0- 1	3- 1				
1- 0	0- 0	0- 0	NEUTRAL	0- 0	0- 0	1- 0				
9- 5	0- 0	0- 0	CONFERENCE	1- 2	0- 1	8- 2				
5- 2	0- 0	0- 0	HOME	1- 0	0- 1	4- 1				
4- 3	0- 0	0- 0	AWAY	0- 2	0- 0	4- 1				
0- 0	0- 0	0- 0	NEUTRAL	0- 0	0- 0	0- 0				

RPI S	Opponent	Score	RPI S	Opponent	Score	RPI S	Opponent	Score	RPI S	Opponent	Score	Team's RPI: 226
						61	A Belmont	45 69	125	H Southeast Mo. St.	65 77	
						65	A UT Martin	64 88	135	H Loyola Chicago	51 67	
						65	H UT Martin	74 70	138	A Wisconsin	55 63	
									174	H Valparaiso	66 78	
									175	A Austin Peay	76 47	
									179	A Northern Ill.	48 61	
									193	N Western Ill.	60 52	
									198	H Tennessee Tech	62 75	
									238	A Murray St.	87 92	
									263	A Eastern Ky.	83 63	
									263	H Eastern Ky.	85 38	
									268	A Lipscomb	66 56	
									273	A Morehead St.	57 51	
									273	H Morehead St.	67 62	
									276	H Jacksonville St.	55 52	
									277	H Indiana St.	57 59	
									310	H Omaha	65 52	
									324	A Evansville	90 44	
									333	H SIUE	77 71	
									336	A Tennessee St.	73 52	
									342	A UIC	80 45	
LAST 10 Division I												
			65	A UT Martin	64 88	238	A Murray St.	87 92				
			333	H SIUE	77 71	125	H Southeast Mo. St.	65 77				
			273	H Morehead St.	67 62	65	H UT Martin	74 70				
			263	H Eastern Ky.	85 38	198	H Tennessee Tech	62 75				
			175	A Austin Peay	76 47	276	H Jacksonville St.	55 52				

Non-Div I Games: Lindenwood (MO) 88 66

Eastern Ill.

■ Loss,
 ■ Non-Conf,
 ■ S Site,
 ■ Home
 ■ A Away
 N Neutral

Average RPI Win:	269	WON-LOST	WINNING	LAST 10	STRENGTH OF	OPP. STRENGTH	TEAM	ADJ.	CONF.	ADJ CONF.
Average RPI Loss:	166	RECORD	PCT. RANK	GAMES	SCHEDULE	OF SCHEDULE	RPI	RPI	RPI	RPI
DIV. I ONLY	9- 15	249	3-7	267	263	263	263	20	20	
DIV. I NON-CONF.	5- 5	164	0	253	157	191	191	24	24	
TOTALS	RPI 1-25	RPI 26-50	W-L RECORDS	RPI 51-100	RPI 101-150	RPI 150+				
9- 15	0- 0	0- 0	OVERALL	0- 4	0- 2	9- 9				
3- 7	0- 0	0- 0	HOME	0- 1	0- 1	3- 5				
6- 8	0- 0	0- 0	AWAY	0- 3	0- 1	6- 4				
0- 0	0- 0	0- 0	NEUTRAL	0- 0	0- 0	0- 0				
5- 5	0- 0	0- 0	NON-CONFERENCE	0- 2	0- 1	5- 2				
2- 2	0- 0	0- 0	HOME	0- 0	0- 0	2- 2				
3- 3	0- 0	0- 0	AWAY	0- 2	0- 1	3- 0				
0- 0	0- 0	0- 0	NEUTRAL	0- 0	0- 0	0- 0				
4- 10	0- 0	0- 0	CONFERENCE	0- 2	0- 1	4- 7				
1- 5	0- 0	0- 0	HOME	0- 1	0- 1	1- 3				
3- 5	0- 0	0- 0	AWAY	0- 1	0- 0	3- 4				
0- 0	0- 0	0- 0	NEUTRAL	0- 0	0- 0	0- 0				

RPI S	Opponent	Score	RPI S	Opponent	Score	RPI S	Opponent	Score	RPI S	Opponent	Score	Team's RPI: 263
						52	A IUPUI	42 72	106	A Vanderbilt	69 75	
						61	A Belmont	48 68	125	H Southeast Mo. St.	44 60	
						65	H UT Martin	50 65	175	A Austin Peay	53 69	
						92	A Butler	41 73	177	A Memphis	63 60	
									189	H Miami (OH)	57 75	
									190	H Northern Ky.	69 62	
									196	H Chattanooga	71 65	
									198	A Tennessee Tech	82 87	
									198	H Tennessee Tech	42 60	
									226	A Eastern Ill.	38 85	
									226	H Eastern Ill.	63 83	
									232	H Youngstown St.	63 72	
									260	A Xavier	56 55	
									273	A Morehead St.	68 47	
									276	A Jacksonville St.	54 68	
									276	H Jacksonville St.	33 43	
									323	A Mercer	61 60	
									333	A SIUE	68 38	
									333	H SIUE	49 46	
									336	A Tennessee St.	61 55	
LAST 10 Division I												
			175	A Austin Peay	53 69	65	H UT Martin	50 65				
			273	A Morehead St.	68 47	198	A Tennessee Tech	82 87				
			333	A SIUE	68 38	276	A Jacksonville St.	54 68				
			226	A Eastern Ill.	38 85	336	A Tennessee St.	61 55				
			125	H Southeast Mo. St.	44 60	61	A Belmont	48 68				

Non-Div I Games: Alice Lloyd 102 65

Eastern Ky.

Average RPI Win: 220	WON-LOST	WINNING	LAST 10	STRENGTH OF	OPP. STRENGTH	TEAM	ADJ.	CONF.	ADJ CONF.
Average RPI Loss: 116	RECORD	PCT. RANK	GAMES	SCHEDULE	OF SCHEDULE	RPI	RPI	RPI	RPI
DIV. I ONLY	11- 12	191	5-5	198	126	173	173	10	10
DIV. I NON-CONF.	4- 6	212	0	266	222	247	247	10	10
TOTALS	RPI 1-25	RPI 26-50	W-L RECORDS	RPI 51-100	RPI 101-150	RPI 150+			
11- 12	0- 1	0- 2	OVERALL	0- 3	2- 1	9- 5			
5- 5	0- 1	0- 2	HOME	0- 1	1- 0	4- 1			
6- 7	0- 0	0- 0	AWAY	0- 2	1- 1	5- 4			
0- 0	0- 0	0- 0	NEUTRAL	0- 0	0- 0	0- 0			
4- 6	0- 0	0- 1	NON-CONFERENCE	0- 2	1- 0	3- 3			
2- 2	0- 0	0- 1	HOME	0- 1	1- 0	1- 0			
2- 4	0- 0	0- 0	AWAY	0- 1	0- 0	2- 3			
0- 0	0- 0	0- 0	NEUTRAL	0- 0	0- 0	0- 0			
7- 6	0- 1	0- 1	CONFERENCE	0- 1	1- 1	6- 2			
3- 3	0- 1	0- 1	HOME	0- 0	0- 0	3- 1			
4- 3	0- 0	0- 0	AWAY	0- 1	1- 1	3- 1			
0- 0	0- 0	0- 0	NEUTRAL	0- 0	0- 0	0- 0			

RPI 1-25				RPI 26-50				RPI 51-100				RPI 101+ Team's RPI: 173			
RPI	S	Opponent	Score	RPI	S	Opponent	Score	RPI	S	Opponent	Score	RPI	S	Opponent	Score
20	H	Central Mich.	82 89	32	H	Michigan	38 57	58	A	Ball St.	54 59	104	A	Kent St.	74 69
				47	H	Ohio	65 75	81	H	Southern Ill.	54 85	125	H	Southeast Mo. St.	69 64
								91	A	Michigan St.	50 85	131	A	Buffalo	63 66
												152	A	Western Mich.	83 79
												158	A	Wichita St.	52 63
												159	A	Toledo	77 62
												168	A	Binghamton	67 78
												179	H	Northern Ill.	62 55
												187	A	Akron	81 88
												187	H	Akron	53 64
												189	H	Miami (OH)	80 53
												232	A	Youngstown St.	77 79
												255	A	Bowling Green	70 58
												255	H	Bowling Green	78 61
												329	H	Purdue Fort Wayne	64 40
												330	A	Detroit Mercy	84 70
												342	A	UIC	68 59
LAST 10 Division I															
187	H	Akron	53 64	159	A	Toledo	77 62								
255	A	Bowling Green	70 58	179	H	Northern Ill.	62 55								
152	A	Western Mich.	83 79	20	H	Central Mich.	82 89								
47	H	Ohio	65 75	131	A	Buffalo	63 66								
187	A	Akron	81 88	189	H	Miami (OH)	80 53								

Non-Div I Games: Olivet 95 38

Eastern Mich.

■ Loss,
 ■ Non-Conf, S Site,
 ■ Home
 ■ Away
 N Neutral

Average RPI Win:	270	WON-LOST	WINNING	LAST 10	STRENGTH OF	OPP. STRENGTH	TEAM	ADJ.	CONF.	ADJ CONF.
Average RPI Loss:	144	RECORD	PCT. RANK	GAMES	SCHEDULE	OF SCHEDULE	RPI	RPI	RPI	RPI
DIV. I ONLY	2- 20	341	1-9	69	209	306	306	18	18	
DIV. I NON-CONF.	0- 8	338	0	6	155	234	234	17	17	
TOTALS	RPI 1-25	RPI 26-50	W-L RECORDS	RPI 51-100	RPI 101-150	RPI 150+				
2- 20	0- 2	0- 1	OVERALL	0- 3	0- 3	2- 11				
2- 8	0- 0	0- 0	HOME	0- 1	0- 2	2- 5				
0- 11	0- 2	0- 0	AWAY	0- 2	0- 1	0- 6				
0- 1	0- 0	0- 1	NEUTRAL	0- 0	0- 0	0- 0				
0- 8	0- 2	0- 1	NON-CONFERENCE	0- 1	0- 1	0- 3				
0- 2	0- 0	0- 0	HOME	0- 0	0- 1	0- 1				
0- 5	0- 2	0- 0	AWAY	0- 1	0- 0	0- 2				
0- 1	0- 0	0- 1	NEUTRAL	0- 0	0- 0	0- 0				
2- 12	0- 0	0- 0	CONFERENCE	0- 2	0- 2	2- 8				
2- 6	0- 0	0- 0	HOME	0- 1	0- 1	2- 4				
0- 6	0- 0	0- 0	AWAY	0- 1	0- 1	0- 4				
0- 0	0- 0	0- 0	NEUTRAL	0- 0	0- 0	0- 0				

RPI 1-25				RPI 26-50				RPI 51-100				RPI 101+ Team's RPI: 306			
RPI	S	Opponent	Score	RPI	S	Opponent	Score	RPI	S	Opponent	Score	RPI	S	Opponent	Score
11	A	Stanford	27 92	38	N	Bradley	46 66	86	A	Montana St.	47 79	116	H	Boise St.	61 63
13	A	Gonzaga	44 84					86	H	Montana St.	85 89	122	A	Idaho	60 69
								99	A	Utah	49 87	122	H	Idaho	46 75
												163	H	Northern Ariz.	62 70
												166	A	San Jose St.	66 84
												171	A	Montana	54 92
												171	H	Montana	56 77
												182	H	Idaho St.	47 67
												184	A	Southern Utah	50 71
												188	H	Pepperdine	52 53
												220	A	Portland St.	58 75
												220	H	Portland St.	79 75
												222	A	UMKC	55 66
												222	A	Northern Colo.	42 63
												298	H	Sacramento St.	67 74
												320	H	Weber St.	63 53
LAST 10 Division I															
220	H	Portland St.	79 75	298	H	Sacramento St.	67 74								
122	H	Idaho	46 75	222	A	Northern Colo.	42 63								
86	A	Montana St.	47 79	184	A	Southern Utah	50 71								
171	H	Montana	56 77	86	H	Montana St.	85 89								
163	H	Northern Ariz.	62 70	122	A	Idaho	60 69								

Non-Div I Games: Northwest Chrst. 81 62

Eastern Wash.

■ Loss,
 ■ Non-Conf,
 ■ S Site,
 ■ Home
 ■ A Away
 N Neutral

Average RPI Win:	258	WON-LOST	WINNING	LAST 10	STRENGTH OF	OPP. STRENGTH	TEAM	ADJ.	CONF.	ADJ CONF.
Average RPI Loss:	87	RECORD	PCT. RANK	GAMES	SCHEDULE	OF SCHEDULE	RPI	RPI	RPI	RPI
DIV. I ONLY	11- 11	176	6-4	125	170	144	144	14	14	
DIV. I NON-CONF.	4- 6	212	0	40	214	116	116	13	13	
TOTALS	RPI 1-25	RPI 26-50	W-L RECORDS	RPI 51-100	RPI 101-150	RPI 150+				
11- 11	0- 1	0- 1	OVERALL	0- 5	0- 3	11- 1				
5- 4	0- 0	0- 0	HOME	0- 1	0- 2	5- 1				
6- 5	0- 1	0- 1	AWAY	0- 2	0- 1	6- 0				
0- 2	0- 0	0- 0	NEUTRAL	0- 2	0- 0	0- 0				
4- 6	0- 1	0- 0	NON-CONFERENCE	0- 4	0- 1	4- 0				
2- 1	0- 0	0- 0	HOME	0- 0	0- 1	2- 0				
2- 3	0- 1	0- 0	AWAY	0- 2	0- 0	2- 0				
0- 2	0- 0	0- 0	NEUTRAL	0- 2	0- 0	0- 0				
7- 5	0- 0	0- 1	CONFERENCE	0- 1	0- 2	7- 1				
3- 3	0- 0	0- 0	HOME	0- 1	0- 1	3- 1				
4- 2	0- 0	0- 1	AWAY	0- 0	0- 1	4- 0				
0- 0	0- 0	0- 0	NEUTRAL	0- 0	0- 0	0- 0				

RPI 1-25				RPI 26-50				RPI 51-100				RPI 101+ Team's RPI: 144			
RPI	S	Opponent	Score	RPI	S	Opponent	Score	RPI	S	Opponent	Score	RPI	S	Opponent	Score
16	A	NC State	49 62	40	A	James Madison	48 61	52	N	IUPUI	53 59	112	H	Wake Forest	57 69
								54	H	Drexel	53 55	119	H	William & Mary	77 84
								67	A	Marist	55 63	140	A	Northeastern	65 68
								80	N	Coastal Caro.	65 76	178	A	Towson	74 61
								97	A	North Carolina	46 76	181	H	Delaware	56 65
												195	A	UNLV	50 44
												210	A	Furman	87 76
												241	H	Appalachian St.	67 66
												248	A	Col. of Charleston	85 57
												248	H	Col. of Charleston	90 48
												272	A	UNCW	60 57
												272	H	UNCW	77 53
												321	A	Hofstra	69 56
												321	H	Hofstra	67 50
												334	H	Western Caro.	68 24
LAST 10 Division I															
321	H	Hofstra	67 50	54	H	Drexel	53 55								
248	A	Col. of Charleston	85 57	321	A	Hofstra	69 56								
272	A	UNCW	60 57	140	A	Northeastern	65 68								
119	H	William & Mary	77 84	272	H	UNCW	77 53								
181	H	Delaware	56 65	248	H	Col. of Charleston	90 48								

Non-Div I Games: Newberry 73 53

Elon

■ Loss,
 ■ Non-Conf,
 ■ S Site,
 ■ H Home
 ■ A Away
 N Neutral

Average RPI Win:	294	WON-LOST	WINNING	LAST 10	STRENGTH OF	OPP. STRENGTH	TEAM	ADJ.	CONF.	ADJ CONF.
Average RPI Loss:	147	RECORD	PCT. RANK	GAMES	SCHEDULE	OF SCHEDULE	RPI	RPI	RPI	RPI
DIV. I ONLY	2- 21	343	0-10	165	176	324	324	7	7	
DIV. I NON-CONF.	2- 8	295	0	335	340	346	346	7	7	
TOTALS	RPI 1-25	RPI 26-50	W-L RECORDS	RPI 51-100	RPI 101-150	RPI 150+				
2- 21	0- 1	0- 3	OVERALL	0- 4	0- 3	2- 10				
2- 8	0- 1	0- 1	HOME	0- 2	0- 1	2- 3				
0- 13	0- 0	0- 2	AWAY	0- 2	0- 2	0- 7				
0- 0	0- 0	0- 0	NEUTRAL	0- 0	0- 0	0- 0				
2- 8	0- 0	0- 0	NON-CONFERENCE	0- 0	0- 1	2- 7				
2- 2	0- 0	0- 0	HOME	0- 0	0- 0	2- 2				
0- 6	0- 0	0- 0	AWAY	0- 0	0- 1	0- 5				
0- 0	0- 0	0- 0	NEUTRAL	0- 0	0- 0	0- 0				
0- 13	0- 1	0- 3	CONFERENCE	0- 4	0- 2	0- 3				
0- 6	0- 1	0- 1	HOME	0- 2	0- 1	0- 1				
0- 7	0- 0	0- 2	AWAY	0- 2	0- 1	0- 2				
0- 0	0- 0	0- 0	NEUTRAL	0- 0	0- 0	0- 0				

RPI 1-25				RPI 26-50				RPI 51-100				RPI 101+				Team's RPI: 324	
RPI	S	Opponent	Score	RPI	S	Opponent	Score	RPI	S	Opponent	Score	RPI	S	Opponent	Score		
5	H	Missouri St.	55 81	33	A	Drake	44 108	71	A	Illinois St.	58 81	125	A	Southeast Mo. St.	60 83		
				33	H	Drake	51 66	74	A	UNI	60 76	135	A	Loyola Chicago	47 77		
				38	A	Bradley	51 82	74	H	UNI	49 67	135	H	Loyola Chicago	61 71		
								81	H	Southern Ill.	57 70	165	A	Illinois	44 59		
												174	A	Valparaiso	54 72		
												174	H	Valparaiso	66 88		
												175	A	Austin Peay	64 80		
												189	A	Miami (OH)	64 72		
												226	H	Eastern Ill.	44 90		
												238	H	Murray St.	59 61		
												240	H	Marshall	66 62		
												277	A	Indiana St.	58 68		
												329	A	Purdue Fort Wayne	64 67		
												333	A	SIUE	74 85		
												348	H	Chicago St.	76 42		
LAST 10 Division I																	
				74	H	UNI	49 67	5	H	Missouri St.	55 81						
				33	H	Drake	51 66	81	H	Southern Ill.	57 70						
				135	A	Loyola Chicago	47 77	33	A	Drake	44 108						
				174	A	Valparaiso	54 72	74	A	UNI	60 76						
				277	A	Indiana St.	58 68	174	H	Valparaiso	66 88						

Non-Div I Games: Brescia 77 61

Evansville

■ Loss,
 ■ Non-Conf,
 ■ S Site,
 ■ H Home
 ■ A Away
 N Neutral

Average RPI Win:	171	WON-LOST	WINNING	LAST 10	STRENGTH OF	OPP. STRENGTH	TEAM	ADJ.	CONF.	ADJ CONF.
Average RPI Loss:	20	RECORD	PCT. RANK	GAMES	SCHEDULE	OF SCHEDULE	RPI	RPI	RPI	RPI
DIV. I ONLY	22- 2	8	10-0	156	89	29	29	16	16	
DIV. I NON-CONF.	10- 2	29	0	90	26	23	23	14	14	
TOTALS	RPI 1-25	RPI 26-50	W-L RECORDS	RPI 51-100	RPI 101-150	RPI 150+				
22- 2	0- 2	2- 0	OVERALL	3- 0	5- 0	12- 0				
9- 1	0- 1	2- 0	HOME	0- 0	2- 0	5- 0				
9- 1	0- 1	0- 0	AWAY	1- 0	2- 0	6- 0				
4- 0	0- 0	0- 0	NEUTRAL	2- 0	1- 0	1- 0				
10- 2	0- 2	2- 0	NON-CONFERENCE	3- 0	1- 0	4- 0				
3- 1	0- 1	2- 0	HOME	0- 0	0- 0	1- 0				
3- 1	0- 1	0- 0	AWAY	1- 0	0- 0	2- 0				
4- 0	0- 0	0- 0	NEUTRAL	2- 0	1- 0	1- 0				
12- 0	0- 0	0- 0	CONFERENCE	0- 0	4- 0	8- 0				
6- 0	0- 0	0- 0	HOME	0- 0	2- 0	4- 0				
6- 0	0- 0	0- 0	AWAY	0- 0	2- 0	4- 0				
0- 0	0- 0	0- 0	NEUTRAL	0- 0	0- 0	0- 0				

RPI 1-25				RPI 26-50				Team's RPI: 29				RPI 51-100				RPI 101+			
RPI	S	Opponent	Score	RPI	S	Opponent	Score	RPI	S	Opponent	Score	RPI	S	Opponent	Score	RPI	S	Opponent	Score
18	A	Princeton	53 67	35	H	Duke	78 56	63	N	South Fla.	81 77	102	A	North Florida	72 50				
22	H	LSU	63 74	44	H	UCF	72 50	79	A	Temple	93 67	102	H	North Florida	76 65				
								87	N	South Dakota St.	71 70	105	A	Liberty	74 65				
												105	H	Liberty	64 57				
												114	N	Notre Dame	69 60				
												156	A	North Ala.	74 63				
												169	A	Houston	57 45				
												191	A	Jacksonville	81 68				
												217	H	Kennesaw St.	80 63				
												224	A	Stetson	89 47				
												224	H	Stetson	67 54				
												250	N	Saint Francis (PA)	97 64				
												268	A	Lipscomb	78 45				
												268	H	Lipscomb	82 56				
												295	A	FIU	100 54				
												327	H	NJIT	82 39				
												345	H	Central Conn. St.	94 60				
LAST 10 Division I																			
268	A	Lipscomb	78 45	327	H	NJIT	82 39												
224	H	Stetson	67 54	217	H	Kennesaw St.	80 63												
102	H	North Florida	76 65	156	A	North Ala.	74 63												
191	A	Jacksonville	81 68	102	A	North Florida	72 50												
105	A	Liberty	74 65	224	A	Stetson	89 47												

Non-Div I Games: Webber Int'l 99 48 Fla. Memorial 91 47 Johnson & Wales (FL89 56

FGCU

Loss, Non-Conf, S Site, H Home A Away N Neutral

Average RPI Win:	292	WON-LOST	WINNING	LAST 10	STRENGTH OF	OPP. STRENGTH	TEAM	ADJ.	CONF.	ADJ CONF.
Average RPI Loss:	151	RECORD	PCT. RANK	GAMES	SCHEDULE	OF SCHEDULE	RPI	RPI	RPI	RPI
DIV. I ONLY	5- 19	315	1-9	148	219	295	295	13	13	
DIV. I NON-CONF.	3- 8	268	0	217	338	303	303	15	15	
TOTALS	RPI 1-25	RPI 26-50	W-L RECORDS	RPI 51-100	RPI 101-150	RPI 150+				
5- 19	0- 0	0- 3	OVERALL	0- 3	0- 3	5- 10				
2- 13	0- 0	0- 2	HOME	0- 2	0- 2	2- 7				
3- 6	0- 0	0- 1	AWAY	0- 1	0- 1	3- 3				
0- 0	0- 0	0- 0	NEUTRAL	0- 0	0- 0	0- 0				
3- 8	0- 0	0- 1	NON-CONFERENCE	0- 0	0- 2	3- 5				
1- 7	0- 0	0- 1	HOME	0- 0	0- 2	1- 4				
2- 1	0- 0	0- 0	AWAY	0- 0	0- 0	2- 1				
0- 0	0- 0	0- 0	NEUTRAL	0- 0	0- 0	0- 0				
2- 11	0- 0	0- 2	CONFERENCE	0- 3	0- 1	2- 5				
1- 6	0- 0	0- 1	HOME	0- 2	0- 0	1- 3				
1- 5	0- 0	0- 1	AWAY	0- 1	0- 1	1- 2				
0- 0	0- 0	0- 0	NEUTRAL	0- 0	0- 0	0- 0				

RPI S	Opponent	Score	RPI S	Opponent	Score	RPI S	Opponent	Score	RPI S	Opponent	Score	Team's RPI: 295
28	H Old Dominion	39 66	56	A Middle Tenn.	56 72	102	H North Florida	49 64				
29	H FGCU	54 100	70	H Charlotte	50 64	126	H Bethune-Cookman	60 65				
31	A Western Ky.	51 71	85	H Rice	47 68	127	A UAB	58 71				
						175	H Austin Peay	56 58				
						190	H Northern Ky.	45 67				
						191	A Jacksonville	52 77				
						192	H Fla. Atlantic	61 64				
						206	H Southern Miss.	53 58				
						212	H Brown	57 72				
						216	A UTEP	34 64				
						240	A Marshall	68 65				
						244	H Louisiana Tech	44 68				
						253	H North Texas	58 56				
						290	H Oakland	49 58				
						303	A UTSA	45 60				
						309	A Georgia St.	70 63				
						313	A N.C. Central	59 58				
						346	H Grambling	56 55				
LAST 10 Division I												
206	H Southern Miss.	53 58	70	H Charlotte	50 64							
244	H Louisiana Tech	44 68	28	H Old Dominion	39 66							
192	H Fla. Atlantic	61 64	56	A Middle Tenn.	56 72							
31	A Western Ky.	51 71	127	A UAB	58 71							
240	A Marshall	68 65	85	H Rice	47 68							

Non-Div I Games:

FIU

■ Loss,
 ■ Non-Conf,
 S Site,
 ■ Home
 ■ Away
 N Neutral

RPI 1-25				RPI 26-50				RPI 51-100				RPI 101+				Team's RPI: 236	
RPI	S	Opponent	Score	RPI	S	Opponent	Score	RPI	S	Opponent	Score	RPI	S	Opponent	Score		
								57	A	St. John's (NY)	69 71	170	H	Dartmouth	51 52		
								67	H	Marist	52 48	172	A	Rhode Island	41 74		
								68	A	Seton Hall	44 74	186	A	Quinnipiac	62 76		
								79	A	Temple	59 77	212	H	Brown	44 58		
								96	A	Rider	52 60	221	H	Manhattan	87 47		
												227	A	Iona	52 40		
												227	H	Iona	52 59		
												269	A	Niagara	77 65		
												278	A	Siena	65 35		
												279	A	Monmouth	40 39		
												279	H	Monmouth	49 38		
												291	H	Navy	66 52		
												321	H	Hofstra	73 64		
												332	H	Saint Peter's	67 48		
												338	A	Canisius	63 70		
												338	H	Canisius	72 70		
												339	A	LIU Brooklyn	53 51		
LAST 10 Division I																	
				227	H	Iona	52 59	96	A	Rider	52 60						
				279	A	Monmouth	40 39	186	A	Quinnipiac	62 76						
				338	A	Canisius	63 70	221	H	Manhattan	87 47						
				269	A	Niagara	77 65	227	A	Iona	52 40						
				67	H	Marist	52 48	338	H	Canisius	72 70						

Fairfield

Page 85

Average RPI Win: 304		WON-LOST	WINNING	LAST 10	STRENGTH OF	OPP. STRENGTH	TEAM	ADJ.	CONF.	ADJ CONF.
Average RPI Loss: 238		RECORD	PCT. RANK	GAMES	SCHEDULE	OF SCHEDULE	RPI	RPI	RPI	RPI
DIV. I ONLY		8- 15	257	4-6	343	342	322	322	30	30
DIV. I NON-CONF.		3- 8	268	0	339	332	330	330	30	30
TOTALS		RPI 1-25	RPI 26-50	W-L RECORDS	RPI 51-100	RPI 101-150	RPI 150+			
8- 15	0- 0		0- 0	OVERALL	0- 0	0- 1	8- 14			
4- 7	0- 0		0- 0	HOME	0- 0	0- 0	4- 7			
4- 8	0- 0		0- 0	AWAY	0- 0	0- 1	4- 7			
0- 0	0- 0		0- 0	NEUTRAL	0- 0	0- 0	0- 0			
3- 8	0- 0		0- 0	NON-CONFERENCE	0- 0	0- 0	3- 8			
1- 4	0- 0		0- 0	HOME	0- 0	0- 0	1- 4			
2- 4	0- 0		0- 0	AWAY	0- 0	0- 0	2- 4			
0- 0	0- 0		0- 0	NEUTRAL	0- 0	0- 0	0- 0			
5- 7	0- 0		0- 0	CONFERENCE	0- 0	0- 1	5- 6			
3- 3	0- 0		0- 0	HOME	0- 0	0- 0	3- 3			
2- 4	0- 0		0- 0	AWAY	0- 0	0- 1	2- 3			
0- 0	0- 0		0- 0	NEUTRAL	0- 0	0- 0	0- 0			

[illegible]

Non-Div I Games:

Fairleigh Dickinson

■ Loss, ■ Non-Conf, S Site, H Home A Away N Neutral

Average RPI Win:	231	WON-LOST	WINNING	LAST 10	STRENGTH OF	OPP. STRENGTH	TEAM	ADJ.	CONF.	ADJ CONF.
Average RPI Loss:	118	RECORD	PCT. RANK	GAMES	SCHEDULE	OF SCHEDULE	RPI	RPI	RPI	RPI
DIV. I ONLY	11- 13	202	4-6	149	140	192	192	13	13	
DIV. I NON-CONF.	6- 5	151	0	199	168	183	183	15	15	
TOTALS	RPI 1-25	RPI 26-50	W-L RECORDS	RPI 51-100	RPI 101-150	RPI 150+				
11- 13	0- 1	0- 2	OVERALL	1- 2	1- 4	9- 4				
7- 6	0- 0	0- 1	HOME	1- 1	0- 2	6- 2				
4- 7	0- 1	0- 1	AWAY	0- 1	1- 2	3- 2				
0- 0	0- 0	0- 0	NEUTRAL	0- 0	0- 0	0- 0				
6- 5	0- 1	0- 0	NON-CONFERENCE	0- 0	1- 3	5- 1				
4- 3	0- 0	0- 0	HOME	0- 0	0- 2	4- 1				
2- 2	0- 1	0- 0	AWAY	0- 0	1- 1	1- 0				
0- 0	0- 0	0- 0	NEUTRAL	0- 0	0- 0	0- 0				
5- 8	0- 0	0- 2	CONFERENCE	1- 2	0- 1	4- 3				
3- 3	0- 0	0- 1	HOME	1- 1	0- 0	2- 1				
2- 5	0- 0	0- 1	AWAY	0- 1	0- 1	2- 2				
0- 0	0- 0	0- 0	NEUTRAL	0- 0	0- 0	0- 0				

RPI 1-25				RPI 26-50				RPI 51-100				RPI 101+ Team's RPI: 192			
RPI	S	Opponent	Score	RPI	S	Opponent	Score	RPI	S	Opponent	Score	RPI	S	Opponent	Score
8	A	Iowa	53 85	28	H	Old Dominion	63 75	56	A	Middle Tenn.	66 81	101	H	Harvard	51 65
				31	A	Western Ky.	59 68	70	H	Charlotte	65 44	110	A	Richmond	55 57
								85	H	Rice	69 78	115	H	Kansas	60 90
												127	A	UAB	73 92
												142	A	Hampton	64 63
												152	A	Western Mich.	80 79
												206	H	Southern Miss.	67 71
												208	H	Little Rock	79 72
												210	H	Furman	63 69
												216	A	UTEP	65 96
												240	A	Marshall	75 85
												244	H	Louisiana Tech	77 75
												247	H	Loyola Maryland	72 61
												253	H	North Texas	84 78
												278	H	Siena	83 39
												295	A	FIU	64 61
												303	A	UTSA	80 53
												345	H	Central Conn. St.	72 54
LAST 10 Division I															
244	H	Louisiana Tech	77 75	28	H	Old Dominion	63 75								
206	H	Southern Miss.	67 71	70	H	Charlotte	65 44								
295	A	FIU	64 61	127	A	UAB	73 92								
240	A	Marshall	75 85	56	A	Middle Tenn.	66 81								
31	A	Western Ky.	59 68	253	H	North Texas	84 78								

Non-Div I Games:

Average RPI Win:	228	WON-LOST	WINNING	LAST 10	STRENGTH OF	OPP. STRENGTH	TEAM	ADJ.	CONF.	ADJ CONF.
Average RPI Loss:	46	RECORD	PCT. RANK	GAMES	SCHEDULE	OF SCHEDULE	RPI	RPI	RPI	RPI
DIV. I ONLY	13- 11	153	4-6	113	69	137	137	4	4	
DIV. I NON-CONF.	9- 4	84	0	320	180	198	198	5	5	
TOTALS	RPI 1-25	RPI 26-50	W-L RECORDS	RPI 51-100	RPI 101-150	RPI 150+				
13- 11	0- 5	1- 3	OVERALL	0- 1	3- 2	9- 0				
8- 6	0- 3	0- 2	HOME	0- 1	2- 0	6- 0				
4- 4	0- 2	1- 1	AWAY	0- 0	1- 1	2- 0				
1- 1	0- 0	0- 0	NEUTRAL	0- 0	0- 1	1- 0				
9- 4	0- 2	0- 0	NON-CONFERENCE	0- 0	1- 2	8- 0				
6- 2	0- 2	0- 0	HOME	0- 0	1- 0	5- 0				
2- 1	0- 0	0- 0	AWAY	0- 0	0- 1	2- 0				
1- 1	0- 0	0- 0	NEUTRAL	0- 0	0- 1	1- 0				
4- 7	0- 3	1- 3	CONFERENCE	0- 1	2- 0	1- 0				
2- 4	0- 1	0- 2	HOME	0- 1	1- 0	1- 0				
2- 3	0- 2	1- 1	AWAY	0- 0	1- 0	0- 0				
0- 0	0- 0	0- 0	NEUTRAL	0- 0	0- 0	0- 0				

RPI 1-25				RPI 26-50				RPI 51-100				RPI 101+ Team's RPI: 137			
RPI	S	Opponent	Score	RPI	S	Opponent	Score	RPI	S	Opponent	Score	RPI	S	Opponent	Score
9	A	Mississippi St.	47 93	26	A	Kentucky	70 62	83	H	Georgia	43 49	106	H	Vanderbilt	68 60
14	H	Indiana	49 73	26	H	Kentucky	45 65					112	N	Wake Forest	68 73
16	A	Texas A&M	42 69	36	A	Arkansas	57 79					115	A	Kansas	66 76
22	H	LSU	68 77	48	H	Tennessee	50 78					120	A	Auburn	83 63
24	H	Florida St.	55 66									121	H	Davidson	55 50
												164	H	Samford	84 48
												260	N	Xavier	67 64
												265	H	Longwood	71 54
												282	H	Ole Miss	74 72
												297	A	Prairie View	51 44
												311	H	Presbyterian	60 46
												323	H	Mercer	71 50
												343	H	Florida A&M	84 40
												346	A	Grambling	72 65
LAST 10 Division I															
282	H	Ole Miss	74 72	16	A	Texas A&M	42 69								
83	H	Georgia	43 49	48	H	Tennessee	50 78								
26	A	Kentucky	70 62	26	H	Kentucky	45 65								
22	H	LSU	68 77	120	A	Auburn	83 63								
36	A	Arkansas	57 79	106	H	Vanderbilt	68 60								

Non-Div I Games:

Florida

■ Loss,
 ■ Non-Conf, S Site,
 ■ Home
 ■ Away
 N Neutral

Average RPI Win:	345	WON-LOST	WINNING	LAST 10	STRENGTH OF	OPP. STRENGTH	TEAM	ADJ.	CONF.	ADJ CONF.
Average RPI Loss:	227	RECORD	PCT. RANK	GAMES	SCHEDULE	OF SCHEDULE	RPI	RPI	RPI	RPI
DIV. I ONLY	2- 19	340	2-8	291	351	343	343	29	29	
DIV. I NON-CONF.	0- 9	338	0	280	348	349	349	29	29	
TOTALS	RPI 1-25	RPI 26-50	W-L RECORDS	RPI 51-100	RPI 101-150	RPI 150+				
2- 19	0- 1	0- 0	OVERALL	0- 0	0- 3	2- 15				
1- 7	0- 0	0- 0	HOME	0- 0	0- 1	1- 6				
1- 12	0- 1	0- 0	AWAY	0- 0	0- 2	1- 9				
0- 0	0- 0	0- 0	NEUTRAL	0- 0	0- 0	0- 0				
0- 9	0- 1	0- 0	NON-CONFERENCE	0- 0	0- 2	0- 6				
0- 2	0- 0	0- 0	HOME	0- 0	0- 0	0- 2				
0- 7	0- 1	0- 0	AWAY	0- 0	0- 2	0- 4				
0- 0	0- 0	0- 0	NEUTRAL	0- 0	0- 0	0- 0				
2- 10	0- 0	0- 0	CONFERENCE	0- 0	0- 1	2- 9				
1- 5	0- 0	0- 0	HOME	0- 0	0- 1	1- 4				
1- 5	0- 0	0- 0	AWAY	0- 0	0- 0	1- 5				
0- 0	0- 0	0- 0	NEUTRAL	0- 0	0- 0	0- 0				

RPI	S	Opponent	Score	RPI	S	Opponent	Score	RPI	S	Opponent	Score	RPI	S	Opponent	Score	Team's RPI: 343
22	A	LSU	45 73									126	H	Bethune-Cookman	57 78	
												137	A	Florida	40 84	
												150	A	Texas Tech	60 98	
												154	A	Norfolk St.	51 59	
												161	A	N.C. A&T	44 71	
												161	H	N.C. A&T	49 66	
												191	H	Jacksonville	54 88	
												251	H	Morgan St.	47 59	
												257	A	Howard	58 72	
												257	H	Howard	56 82	
												270	H	Alabama A&M	53 77	
												271	A	Delaware St.	53 61	
												276	A	Jacksonville St.	67 72	
												313	A	N.C. Central	57 66	
												313	H	N.C. Central	70 71	
												328	A	Alcorn	42 58	
												331	A	USC Upstate	61 74	
												340	H	Coppin St.	58 48	
												349	A	South Carolina St.	44 39	
												351	A	Mississippi Val.	70 71	
LAST 10 Division I																
271	A	Delaware St.	53 61	257	A	Howard	58 72									
161	H	N.C. A&T	49 66	313	H	N.C. Central	70 71									
257	H	Howard	56 82	349	A	South Carolina St.	44 39									
126	H	Bethune-Cookman	57 78	340	H	Coppin St.	58 48									
154	A	Norfolk St.	51 59	251	H	Morgan St.	47 59									

Non-Div I Games: Johnson (FL) 102 40 Trinity Baptist 103 54

Florida A&M

■ Loss,
 ■ Non-Conf, S Site,
 ■ Home
 ■ Away
 N Neutral

Average RPI Win:	123	WON-LOST	WINNING	LAST 10	STRENGTH OF	OPP. STRENGTH	TEAM	ADJ.	CONF.	ADJ CONF.
Average RPI Loss:	65	RECORD	PCT. RANK	GAMES	SCHEDULE	OF SCHEDULE	RPI	RPI	RPI	RPI
DIV. I ONLY	20- 4	21	7-3	68	23	24	24	5	5	
DIV. I NON-CONF.	11- 0	1	0	129	38	11	11	3	3	
TOTALS	RPI 1-25	RPI 26-50	W-L RECORDS	RPI 51-100	RPI 101-150	RPI 150+				
20- 4	3- 1	3- 0	OVERALL	5- 3	3- 0	6- 0				
10- 2	0- 0	2- 0	HOME	4- 2	1- 0	3- 0				
8- 2	2- 1	0- 0	AWAY	1- 1	2- 0	3- 0				
2- 0	1- 0	1- 0	NEUTRAL	0- 0	0- 0	0- 0				
11- 0	2- 0	1- 0	NON-CONFERENCE	2- 0	2- 0	4- 0				
6- 0	0- 0	0- 0	HOME	2- 0	1- 0	3- 0				
3- 0	1- 0	0- 0	AWAY	0- 0	1- 0	1- 0				
2- 0	1- 0	1- 0	NEUTRAL	0- 0	0- 0	0- 0				
9- 4	1- 1	2- 0	CONFERENCE	3- 3	1- 0	2- 0				
4- 2	0- 0	2- 0	HOME	2- 2	0- 0	0- 0				
5- 2	1- 1	0- 0	AWAY	1- 1	1- 0	2- 0				
0- 0	0- 0	0- 0	NEUTRAL	0- 0	0- 0	0- 0				

RPI 1-25				RPI 26-50				RPI 51-100				RPI 101+			
RPI	S	Opponent	Score	RPI	S	Opponent	Score	RPI	S	Opponent	Score	RPI	S	Opponent	Score
4	A	Louisville	67 59	30	H	Virginia Tech	86 62	57	H	St. John's (NY)	74 70	102	H	North Florida	70 41
16	A	NC State	51 68	32	N	Michigan	79 69	75	H	Boston College	56 65	112	A	Wake Forest	70 65
16	N	Texas A&M	80 58	50	H	Virginia	63 55	78	A	Syracuse	89 90	137	A	Florida	66 55
22	A	LSU	70 62					88	A	Miami (FL)	73 62	164	H	Samford	88 59
								88	H	Miami (FL)	79 61	191	H	Jacksonville	75 41
								90	H	Georgia Tech	52 67	214	A	Clemson	81 64
								91	H	Michigan St.	78 68	287	A	Pittsburgh	66 41
								97	H	North Carolina	78 64	342	A	UIC	86 42
												344	H	Charleston So.	88 36
LAST 10 Division I															
50	H	Virginia	63 55	112	A	Wake Forest	70 65								
4	A	Louisville	67 59	16	A	NC State	51 68								
287	A	Pittsburgh	66 41	97	H	North Carolina	78 64								
75	H	Boston College	56 65	90	H	Georgia Tech	52 67								
88	H	Miami (FL)	79 61	88	A	Miami (FL)	73 62								

Non-Div I Games:

Florida St.

■ Loss,
 ■ Non-Conf,
 ■ S Site,
 ■ H Home
 ■ A Away
 N Neutral

Average RPI Win: 173	WON-LOST	WINNING	LAST 10	STRENGTH OF	OPP. STRENGTH	TEAM	ADJ.	CONF.	ADJ CONF.
Average RPI Loss: 112	RECORD	PCT. RANK	GAMES	SCHEDULE	OF SCHEDULE	RPI	RPI	RPI	RPI
DIV. I ONLY	16- 8	69	7-3	152	103	93	93	12	12
DIV. I NON-CONF.	8- 5	117	0	178	81	133	133	12	12
TOTALS	RPI 1-25	RPI 26-50	W-L RECORDS	RPI 51-100	RPI 101-150	RPI 150+			
16- 8	0- 0	0- 1	OVERALL	2- 2	4- 4	10- 1			
11- 2	0- 0	0- 0	HOME	1- 1	2- 1	8- 0			
4- 5	0- 0	0- 0	AWAY	1- 1	1- 3	2- 1			
1- 1	0- 0	0- 1	NEUTRAL	0- 0	1- 0	0- 0			
8- 5	0- 0	0- 1	NON-CONFERENCE	1- 1	2- 2	5- 1			
5- 2	0- 0	0- 0	HOME	0- 1	1- 1	4- 0			
2- 2	0- 0	0- 0	AWAY	1- 0	0- 1	1- 1			
1- 1	0- 0	0- 1	NEUTRAL	0- 0	1- 0	0- 0			
8- 3	0- 0	0- 0	CONFERENCE	1- 1	2- 2	5- 0			
6- 0	0- 0	0- 0	HOME	1- 0	1- 0	4- 0			
2- 3	0- 0	0- 0	AWAY	0- 1	1- 2	1- 0			
0- 0	0- 0	0- 0	NEUTRAL	0- 0	0- 0	0- 0			

RPI S	Opponent	Score	RPI S	Opponent	Score	RPI S	Opponent	Score	RPI S	Opponent	Score
			36 N	Arkansas	59 71	59 A	Dayton	44 48	114 H	Notre Dame	55 60
						70 A	Charlotte	76 51	118 A	VCU	52 62
						94 H	Villanova	66 73	121 A	Davidson	62 74
						95 H	Saint Louis	66 54	121 H	Davidson	47 46
									129 N	Lehigh	59 57
									140 H	Northeastern	74 58
									146 A	Columbia	51 70
									147 A	Massachusetts	69 64
									155 H	George Washington	53 47
									164 H	Samford	68 37
									169 H	Houston	63 54
									172 H	Rhode Island	60 50
									180 H	La Salle	62 45
									211 A	Penn St.	59 72
									221 A	Manhattan	51 45
									231 A	George Mason	66 54
									242 H	Georgetown	67 54
									243 H	Southern U.	65 52
									289 H	St. Bonaventure	79 53
LAST 10 Division I											
			121 H	Davidson	47 46	59 A	Dayton	44 48			
			147 A	Massachusetts	69 64	95 H	Saint Louis	66 54			
			172 H	Rhode Island	60 50	231 A	George Mason	66 54			
			180 H	La Salle	62 45	155 H	George Washington	53 47			
			118 A	VCU	52 62	121 A	Davidson	62 74			

Non-Div I Games:

Fordham

Average RPI Win:	219	WON-LOST	WINNING	LAST 10	STRENGTH OF	OPP. STRENGTH	TEAM	ADJ.	CONF.	ADJ CONF.
Average RPI Loss:	118	RECORD	PCT. RANK	GAMES	SCHEDULE	OF SCHEDULE	RPI	RPI	RPI	RPI
DIV. I ONLY	20- 4	21	10-0	213	179	60	60	17	17	
DIV. I NON-CONF.	5- 4	140	0	205	153	141	141	22	22	
TOTALS	RPI 1-25	RPI 26-50	W-L RECORDS	RPI 51-100	RPI 101-150	RPI 150+				
20- 4	0- 0	0- 0	OVERALL	0- 2	1- 1	19- 1				
10- 1	0- 0	0- 0	HOME	0- 1	0- 0	10- 0				
9- 2	0- 0	0- 0	AWAY	0- 0	1- 1	8- 1				
1- 1	0- 0	0- 0	NEUTRAL	0- 1	0- 0	1- 0				
5- 4	0- 0	0- 0	NON-CONFERENCE	0- 2	0- 1	5- 1				
2- 1	0- 0	0- 0	HOME	0- 1	0- 0	2- 0				
2- 2	0- 0	0- 0	AWAY	0- 0	0- 1	2- 1				
1- 1	0- 0	0- 0	NEUTRAL	0- 1	0- 0	1- 0				
15- 0	0- 0	0- 0	CONFERENCE	0- 0	1- 0	14- 0				
8- 0	0- 0	0- 0	HOME	0- 0	0- 0	8- 0				
7- 0	0- 0	0- 0	AWAY	0- 0	1- 0	6- 0				
0- 0	0- 0	0- 0	NEUTRAL	0- 0	0- 0	0- 0				

RPI 1-25			RPI 26-50			RPI 51-100			Team's RPI: 60	RPI 101+		
RPI	S	Opponent	Score	RPI	S	Opponent	Score	RPI	S	Opponent	Score	
								55	N	Yale	67	87
								69	H	BYU	65	71
LAST 10 Division I												
284	A	Utah St.	79 61	304	H	Air Force	61 52	116	A	Boise St.	85 80	
166	H	San Jose St.	78 76	116	A	Boise St.	85 80	143	A	Portland	64 75	
195	H	UNLV	72 58	264	H	Colorado St.	55 53	160	H	UC Davis	73 65	
264	A	Colorado St.	79 61	194	H	Wyoming	89 59	163	H	Northern Ariz.	83 66	
200	A	New Mexico	84 78	245	A	San Diego St.	65 60	166	A	San Jose St.	85 76	
				245	H	San Diego St.	79 54	166	H	San Jose St.	78 76	
				264	A	Colorado St.	55 53	171	A	Montana	76 63	
				284	A	Utah St.	79 61	194	H	Wyoming	89 59	
				284	H	Utah St.	76 64	195	A	UNLV	72 66	
				304	H	Air Force	61 52	195	H	UNLV	72 58	
				312	A	Cal Poly	79 52	200	A	New Mexico	84 78	
								200	H	New Mexico	84 81	
								204	A	Santa Clara	66 90	
								242	N	Georgetown	82 69	

Non-Div I Games: La Verne 111 56 UC Merced 92 26

Fresno St.

Loss, Non-Conf, S Site, H Home A Away N Neutral

Average RPI Win: 234	WON-LOST	WINNING	LAST 10	STRENGTH OF	OPP. STRENGTH	TEAM	ADJ.	CONF.	ADJ CONF.
Average RPI Loss: 174	RECORD	PCT. RANK	GAMES	SCHEDULE	OF SCHEDULE	RPI	RPI	RPI	RPI
DIV. I ONLY	13- 10	133	5-5	327	149	210	210	26	26
DIV. I NON-CONF.	7- 5	131	0	226	88	125	125	20	20
TOTALS	RPI 1-25	RPI 26-50	W-L RECORDS	RPI 51-100	RPI 101-150	RPI 150+			
13- 10	0- 0	0- 0	OVERALL	0- 2	2- 3	11- 5			
7- 3	0- 0	0- 0	HOME	0- 0	1- 2	6- 1			
5- 7	0- 0	0- 0	AWAY	0- 2	1- 1	4- 4			
1- 0	0- 0	0- 0	NEUTRAL	0- 0	0- 0	1- 0			
7- 5	0- 0	0- 0	NON-CONFERENCE	0- 2	2- 2	5- 1			
3- 1	0- 0	0- 0	HOME	0- 0	1- 1	2- 0			
3- 4	0- 0	0- 0	AWAY	0- 2	1- 1	2- 1			
1- 0	0- 0	0- 0	NEUTRAL	0- 0	0- 0	1- 0			
6- 5	0- 0	0- 0	CONFERENCE	0- 0	0- 1	6- 4			
4- 2	0- 0	0- 0	HOME	0- 0	0- 1	4- 1			
2- 3	0- 0	0- 0	AWAY	0- 0	0- 0	2- 3			
0- 0	0- 0	0- 0	NEUTRAL	0- 0	0- 0	0- 0			

RPI S	Opponent	Score	RPI S	Opponent	Score	RPI S	Opponent	Score	RPI S	Opponent	Score	Team's RPI: 210
						56	A Middle Tenn.	62 78	106	A Vanderbilt	46 74	
						83	A Georgia	48 77	110	A Richmond	70 69	
									142	H Hampton	70 65	
									144	H Elon	76 87	
									145	H UNC Greensboro	53 59	
									164	A Samford	72 59	
									164	H Samford	77 69	
									192	A Fla. Atlantic	69 63	
									196	A Chattanooga	52 60	
									196	H Chattanooga	63 69	
									201	A Gardner-Webb	72 67	
									214	A Clemson	71 77	
									229	N Saint Joseph's	63 48	
									280	A Wofford	62 66	
									285	A ETSU	81 62	
									285	H ETSU	67 47	
									300	H Ga. Southern	78 63	
									309	H Georgia St.	62 55	
									323	A Mercer	55 61	
									323	H Mercer	62 49	
									334	H Western Caro.	69 53	
LAST 10 Division I												
			285	H ETSU	67 47				334	H Western Caro.	69 53	
			196	H Chattanooga	63 69				145	H UNC Greensboro	53 59	
			323	A Mercer	55 61				196	A Chattanooga	52 60	
			164	A Samford	72 59				285	A ETSU	81 62	
			280	A Wofford	62 66				164	H Samford	77 69	

Non-Div I Games: North Greenville 88 51 Newberry 62 43 UNKNOWN 88 24

Furman

Loss, Non-Conf, S Site, H Home A Away N Neutral

Ga. Southern

Through Games Of Feb. 15, 2020

Average RPI Win:	290	WON-LOST	WINNING	LAST 10	STRENGTH OF	OPP. STRENGTH	TEAM	ADJ.	CONF.	ADJ CONF.
Average RPI Loss:	194	RECORD	PCT. RANK	GAMES	SCHEDULE	OF SCHEDULE	RPI	RPI	RPI	RPI
DIV. I ONLY	8- 16	263	3-7	290	319	300	300	21	21	
DIV. I NON-CONF.	3- 8	268	0	259	337	278	278	19	19	
TOTALS	RPI 1-25	RPI 26-50	W-L RECORDS	RPI 51-100	RPI 101-150	RPI 150+				
8- 16	0- 0	0- 1	OVERALL	0- 1	0- 3	8- 11				
4- 5	0- 0	0- 1	HOME	0- 0	0- 0	4- 4				
3- 10	0- 0	0- 0	AWAY	0- 1	0- 2	3- 7				
1- 1	0- 0	0- 0	NEUTRAL	0- 0	0- 1	1- 0				
3- 8	0- 0	0- 0	NON-CONFERENCE	0- 0	0- 3	3- 5				
0- 2	0- 0	0- 0	HOME	0- 0	0- 0	0- 2				
2- 5	0- 0	0- 0	AWAY	0- 0	0- 2	2- 3				
1- 1	0- 0	0- 0	NEUTRAL	0- 0	0- 1	1- 0				
5- 8	0- 0	0- 1	CONFERENCE	0- 1	0- 0	5- 6				
4- 3	0- 0	0- 1	HOME	0- 0	0- 0	4- 2				
1- 5	0- 0	0- 0	AWAY	0- 1	0- 0	1- 4				
0- 0	0- 0	0- 0	NEUTRAL	0- 0	0- 0	0- 0				

RPI 1-25			RPI 26-50			RPI 51-100			RPI 101+			Team's RPI: 300
RPI	S	Opponent	Score	RPI	S	Opponent	Score	RPI	S	Opponent	Score	
				49	H	Troy	69 79	80	A	Coastal Caro.	59 66	
LAST 10 Division I												
202	A	Louisiana	60 72	80	A	Coastal Caro.	59 66	104	N	Kent St.	48 62	
350	A	La.-Monroe	72 66	309	H	Georgia St.	81 56	126	A	Bethune-Cookman	57 75	
258	H	Arkansas St.	80 67	239	H	South Alabama	65 71	149	A	Tulane	40 56	
208	H	Little Rock	49 65	49	H	Troy	69 79	202	A	Louisiana	60 72	
241	A	Appalachian St.	75 83	258	A	Arkansas St.	62 69	202	H	Louisiana	83 67	
				258	H	Arkansas St.	80 67	208	A	Little Rock	46 58	
				261	A	Winthrop	91 47	208	H	Little Rock	49 65	
				280	A	Wofford	70 57	210	A	Furman	63 78	
				282	A	Ole Miss	66 69	215	H	North Dakota	56 69	
				308	N	St. Francis Brooklyn	78 47	217	H	Kennesaw St.	69 95	
				309	H	Georgia St.	81 56	239	H	South Alabama	65 71	
				323	A	Mercer	52 62	241	A	Appalachian St.	75 83	
				350	A	La.-Monroe	72 66	258	A	Arkansas St.	62 69	
				350	H	La.-Monroe	64 47	258	H	Arkansas St.	80 67	

Non-Div I Games:

Ga. Southern

■ Loss,
 ■ Non-Conf,
 ■ S Site,
 ■ H Home
 ■ A Away
 N Neutral

Average RPI Win:	264	WON-LOST	WINNING	LAST 10	STRENGTH OF	OPP. STRENGTH	TEAM	ADJ.	CONF.	ADJ CONF.
Average RPI Loss:	163	RECORD	PCT. RANK	GAMES	SCHEDULE	OF SCHEDULE	RPI	RPI	RPI	RPI
DIV. I ONLY	14- 10	119	7-3	284	290	201	201	25	25	
DIV. I NON-CONF.	5- 4	140	0	247	211	174	174	28	28	
TOTALS	RPI 1-25	RPI 26-50	W-L RECORDS	RPI 51-100	RPI 101-150	RPI 150+				
14- 10	0- 0	0- 1	OVERALL	0- 2	1- 2	13- 5				
9- 3	0- 0	0- 0	HOME	0- 0	1- 0	8- 3				
5- 7	0- 0	0- 1	AWAY	0- 2	0- 2	5- 2				
0- 0	0- 0	0- 0	NEUTRAL	0- 0	0- 0	0- 0				
5- 4	0- 0	0- 1	NON-CONFERENCE	0- 2	0- 0	5- 1				
3- 1	0- 0	0- 0	HOME	0- 0	0- 0	3- 1				
2- 3	0- 0	0- 1	AWAY	0- 2	0- 0	2- 0				
0- 0	0- 0	0- 0	NEUTRAL	0- 0	0- 0	0- 0				
9- 6	0- 0	0- 0	CONFERENCE	0- 0	1- 2	8- 4				
6- 2	0- 0	0- 0	HOME	0- 0	1- 0	5- 2				
3- 4	0- 0	0- 0	AWAY	0- 0	0- 2	3- 2				
0- 0	0- 0	0- 0	NEUTRAL	0- 0	0- 0	0- 0				

RPI 1-25				RPI 26-50				RPI 51-100				RPI 101+				Team's RPI: 201
RPI	S	Opponent	Score	RPI	S	Opponent	Score	RPI	S	Opponent	Score	RPI	S	Opponent	Score	
				30	A	Virginia Tech	65 87	70	A	Charlotte	49 74	123	A	Campbell	44 48	
								83	A	Georgia	56 84	142	A	Hampton	58 63	
												142	H	Hampton	70 59	
												181	H	Delaware	67 65	
												199	A	Radford	51 65	
												199	H	Radford	73 84	
												209	A	High Point	62 46	
												209	H	High Point	70 57	
												210	H	Furman	67 72	
												228	A	UNC Asheville	65 59	
												241	A	Appalachian St.	67 56	
												261	H	Winthrop	71 59	
												265	A	Longwood	70 80	
												265	H	Longwood	73 70	
												280	H	Wofford	67 53	
												311	H	Presbyterian	53 56	
												323	A	Mercer	65 62	
												331	H	USC Upstate	63 53	
												334	H	Western Caro.	88 62	
												344	A	Charleston So.	79 52	
												344	H	Charleston So.	67 45	
LAST 10 Division I																
				209	A	High Point	62 46	209	H	High Point	70 57					
				265	H	Longwood	73 70	199	H	Radford	73 84					
				142	H	Hampton	70 59	228	A	UNC Asheville	65 59					
				199	A	Radford	51 65	331	H	USC Upstate	63 53					
				344	H	Charleston So.	67 45	311	H	Presbyterian	53 56					

Non-Div I Games:

Gardner-Webb

George Mason

Through Games Of Feb. 15, 2020

Average RPI Win: 230	WON-LOST	WINNING	LAST 10	STRENGTH OF	OPP. STRENGTH	TEAM	ADJ.	CONF.	ADJ CONF.
Average RPI Loss: 134	RECORD	PCT. RANK	GAMES	SCHEDULE	OF SCHEDULE	RPI	RPI	RPI	RPI
DIV. I ONLY	8- 17	275	1-9	119	171	231	231	12	12
DIV. I NON-CONF.	6- 7	182	0	152	265	180	180	12	12
TOTALS	RPI 1-25	RPI 26-50	W-L RECORDS	RPI 51-100	RPI 101-150	RPI 150+			
8- 17	0- 0	0- 2	OVERALL	0- 5	1- 3	7- 7			
4- 8	0- 0	0- 1	HOME	0- 3	1- 2	3- 2			
4- 8	0- 0	0- 0	AWAY	0- 2	0- 1	4- 5			
0- 1	0- 0	0- 1	NEUTRAL	0- 0	0- 0	0- 0			
6- 7	0- 0	0- 2	NON-CONFERENCE	0- 2	0- 0	6- 3			
2- 4	0- 0	0- 1	HOME	0- 1	0- 0	2- 2			
4- 2	0- 0	0- 0	AWAY	0- 1	0- 0	4- 1			
0- 1	0- 0	0- 1	NEUTRAL	0- 0	0- 0	0- 0			
2- 10	0- 0	0- 0	CONFERENCE	0- 3	1- 3	1- 4			
2- 4	0- 0	0- 0	HOME	0- 2	1- 2	1- 0			
0- 6	0- 0	0- 0	AWAY	0- 1	0- 1	0- 4			
0- 0	0- 0	0- 0	NEUTRAL	0- 0	0- 0	0- 0			

RPI S	Opponent	Score	RPI S	Opponent	Score	RPI S	Opponent	Score	RPI S	Opponent	Score	Team's RPI: 231
30	H Virginia Tech	58 77	59	A Dayton	55 59	111	A Duquesne	63 84				
38	N Bradley	59 61	77	H Bucknell	51 64	118	H VCU	63 82				
			80	A Coastal Caro.	59 74	121	H Davidson	69 76				
			93	H Fordham	54 66	147	H Massachusetts	73 56				
			95	H Saint Louis	51 64	155	A George Washington	57 62				
						155	H George Washington	70 60				
						172	A Rhode Island	42 47				
						180	A La Salle	65 77				
						181	A Delaware	44 63				
						205	H American	73 55				
						211	A Penn St.	78 68				
						222	H UMKC	58 64				
						248	A Col. of Charleston	72 61				
						249	A SMU	59 58				
						257	H Howard	75 86				
						289	A St. Bonaventure	47 62				
						291	A Navy	67 58				
						330	H Detroit Mercy	75 62				
LAST 10 Division I												
155	A George Washington	57 62	118	H VCU	63 82							
95	H Saint Louis	51 64	111	A Duquesne	63 84							
147	H Massachusetts	73 56	93	H Fordham	54 66							
172	A Rhode Island	42 47	121	H Davidson	69 76							
180	A La Salle	65 77	289	A St. Bonaventure	47 62							

Non-Div I Games:

George Mason

■ Loss,
 ■ Non-Conf,
 ■ S Site,
 ■ H Home
 ■ A Away
 N Neutral

Average RPI Win:	187	WON-LOST	WINNING	LAST 10	STRENGTH OF	OPP. STRENGTH	TEAM	ADJ.	CONF.	ADJ CONF.
Average RPI Loss:	117	RECORD	PCT. RANK	GAMES	SCHEDULE	OF SCHEDULE	RPI	RPI	RPI	RPI
DIV. I ONLY	11- 14	210	4-6	103	111	155	155	12	12	
DIV. I NON-CONF.	6- 7	182	0	74	103	121	121	12	12	
TOTALS	RPI 1-25	RPI 26-50	W-L RECORDS	RPI 51-100	RPI 101-150	RPI 150+				
11- 14	0- 2	0- 1	OVERALL	1- 4	3- 3	7- 4				
5- 7	0- 1	0- 1	HOME	0- 3	2- 1	3- 1				
6- 7	0- 1	0- 0	AWAY	1- 1	1- 2	4- 3				
0- 0	0- 0	0- 0	NEUTRAL	0- 0	0- 0	0- 0				
6- 7	0- 2	0- 1	NON-CONFERENCE	1- 1	0- 2	5- 1				
2- 4	0- 1	0- 1	HOME	0- 1	0- 1	2- 0				
4- 3	0- 1	0- 0	AWAY	1- 0	0- 1	3- 1				
0- 0	0- 0	0- 0	NEUTRAL	0- 0	0- 0	0- 0				
5- 7	0- 0	0- 0	CONFERENCE	0- 3	3- 1	2- 3				
3- 3	0- 0	0- 0	HOME	0- 2	2- 0	1- 1				
2- 4	0- 0	0- 0	AWAY	0- 1	1- 1	1- 2				
0- 0	0- 0	0- 0	NEUTRAL	0- 0	0- 0	0- 0				

RPI 1-25				RPI 26-50				RPI 51-100				RPI 101+ Team's RPI: 155			
RPI	S	Opponent	Score	RPI	S	Opponent	Score	RPI	S	Opponent	Score	RPI	S	Opponent	Score
3	A	Maryland	54 88	40	H	James Madison	50 69	59	H	Dayton	50 66	111	H	Duquesne	65 60
18	H	Princeton	50 75					62	H	Minnesota	50 83	118	A	VCU	56 55
								93	A	Fordham	47 53	119	H	William & Mary	51 63
								94	A	Villanova	68 56	121	A	Davidson	55 62
								95	H	Saint Louis	45 59	129	A	Lehigh	53 59
												147	H	Massachusetts	50 47
												177	A	Memphis	64 63
												180	H	La Salle	54 61
												181	A	Delaware	63 49
												186	A	Quinnipiac	78 67
												205	A	American	53 66
												229	A	Saint Joseph's	56 50
												231	A	George Mason	60 70
												231	H	George Mason	62 57
												242	H	Georgetown	52 49
												289	A	St. Bonaventure	55 59
												340	H	Coppin St.	54 35
LAST 10 Division I															
231	H	George Mason	62 57	229	A	Saint Joseph's	56 50								
180	H	La Salle	54 61	147	H	Massachusetts	50 47								
118	A	VCU	56 55	59	H	Dayton	50 66								
289	A	St. Bonaventure	55 59	121	A	Davidson	55 62								
95	H	Saint Louis	45 59	93	A	Fordham	47 53								

Non-Div I Games:

George Washington

■ Loss,
 ■ Non-Conf,
 ■ S Site,
 ■ H Home
 ■ A Away
 N Neutral

Georgetown

Through Games Of Feb. 15, 2020

Average RPI Win:	261	WON-LOST	WINNING	LAST 10	STRENGTH OF	OPP. STRENGTH	TEAM	ADJ.	CONF.	ADJ CONF.
Average RPI Loss:	90	RECORD	PCT. RANK	GAMES	SCHEDULE	OF SCHEDULE	RPI	RPI	RPI	RPI
DIV. I ONLY	5- 19	315	1-9	107	75	242	242	6	6	
DIV. I NON-CONF.	3- 8	268	0	149	179	217	217	6	6	
TOTALS	RPI 1-25	RPI 26-50	W-L RECORDS	RPI 51-100	RPI 101-150	RPI 150+				
5- 19	0- 1	0- 3	OVERALL	0- 10	1- 3	4- 2				
1- 8	0- 0	0- 2	HOME	0- 4	1- 1	0- 1				
4- 10	0- 1	0- 1	AWAY	0- 5	0- 2	4- 1				
0- 1	0- 0	0- 0	NEUTRAL	0- 1	0- 0	0- 0				
3- 8	0- 0	0- 1	NON-CONFERENCE	0- 3	0- 3	3- 1				
0- 3	0- 0	0- 1	HOME	0- 1	0- 1	0- 0				
3- 4	0- 0	0- 0	AWAY	0- 1	0- 2	3- 1				
0- 1	0- 0	0- 0	NEUTRAL	0- 1	0- 0	0- 0				
2- 11	0- 1	0- 2	CONFERENCE	0- 7	1- 0	1- 1				
1- 5	0- 0	0- 1	HOME	0- 3	1- 0	0- 1				
1- 6	0- 1	0- 1	AWAY	0- 4	0- 0	1- 0				
0- 0	0- 0	0- 0	NEUTRAL	0- 0	0- 0	0- 0				

RPI S Opponent	Score	RPI S Opponent	Score	RPI S Opponent	Score	RPI S Opponent	Score	Team's RPI: 242
19 A DePaul	66 92	37 A Marquette	51 73	57 A St. John's (NY)	54 71	110 H Richmond	49 51	
		40 H James Madison	59 66	57 H St. John's (NY)	68 74	121 A Davidson	52 66	
		41 H Creighton	56 65	60 N Fresno St.	69 82	146 A Columbia	49 54	
				68 A Seton Hall	60 79	148 H Providence	62 53	
				68 H Seton Hall	47 61	155 A George Washington	49 52	
				92 A Butler	42 60	260 A Xavier	63 50	
				92 H Butler	46 47	260 H Xavier	64 85	
				93 A Fordham	54 67	287 A Pittsburgh	66 56	
				94 A Villanova	53 74	292 A LMU (CA)	64 53	
				96 H Rider	64 65	317 A UMES	57 39	
LAST 10 Division I								
260 A Xavier	63 50	37 A Marquette	51 73					
92 A Butler	42 60	94 A Villanova	53 74					
57 H St. John's (NY)	68 74	92 H Butler	46 47					
68 H Seton Hall	47 61	260 H Xavier	64 85					
19 A DePaul	66 92	68 A Seton Hall	60 79					

Non-Div I Games:

Georgetown

■ Loss,
 ■ Non-Conf,
 ■ S Site,
 ■ H Home
 ■ A Away
 N Neutral

Average RPI Win:	184	WON-LOST	WINNING	LAST 10	STRENGTH OF	OPP. STRENGTH	TEAM	ADJ.	CONF.	ADJ CONF.
Average RPI Loss:	47	RECORD	PCT. RANK	GAMES	SCHEDULE	OF SCHEDULE	RPI	RPI	RPI	RPI
DIV. I ONLY	13- 11	153	3-7	20	71	83	83	4	4	
DIV. I NON-CONF.	9- 4	84	0	49	223	90	90	5	5	
TOTALS	RPI 1-25	RPI 26-50	W-L RECORDS	RPI 51-100	RPI 101-150	RPI 150+				
13- 11	0- 6	2- 1	OVERALL	1- 2	2- 2	8- 0				
8- 7	0- 3	0- 0	HOME	0- 2	1- 2	7- 0				
3- 4	0- 3	1- 1	AWAY	0- 0	1- 0	1- 0				
2- 0	0- 0	1- 0	NEUTRAL	1- 0	0- 0	0- 0				
9- 4	0- 2	1- 0	NON-CONFERENCE	1- 2	0- 0	7- 0				
7- 3	0- 1	0- 0	HOME	0- 2	0- 0	7- 0				
0- 1	0- 1	0- 0	AWAY	0- 0	0- 0	0- 0				
2- 0	0- 0	1- 0	NEUTRAL	1- 0	0- 0	0- 0				
4- 7	0- 4	1- 1	CONFERENCE	0- 0	2- 2	1- 0				
1- 4	0- 2	0- 0	HOME	0- 0	1- 2	0- 0				
3- 3	0- 2	1- 1	AWAY	0- 0	1- 0	1- 0				
0- 0	0- 0	0- 0	NEUTRAL	0- 0	0- 0	0- 0				

RPI	S	Opponent	Score	RPI	S	Opponent	Score	RPI	S	Opponent	Score	RPI	S	Opponent	Score
2	H	South Carolina	53 88	30	N	Virginia Tech	77 72	90	H	Georgia Tech	40 73	106	H	Vanderbilt	55 63
6	A	Baylor	38 72	36	A	Arkansas	64 55	92	N	Butler	69 36	120	H	Auburn	61 50
9	A	Mississippi St.	53 67	48	A	Tennessee	56 73	94	H	Villanova	58 63	130	H	Missouri	65 73
9	H	Mississippi St.	66 73									137	A	Florida	49 43
10	H	UCLA	50 59									161	H	N.C. A&T	72 54
16	A	Texas A&M	63 64									201	H	Gardner-Webb	84 56
LAST 10 Division I															
137	A	Florida	49 43	36	A	Arkansas	64 55	120	H	Auburn	61 50	210	H	Furman	77 48
130	H	Missouri	65 73	48	A	Tennessee	56 73	106	H	Vanderbilt	55 63	217	H	Kennesaw St.	80 65
9	A	Mississippi St.	53 67	9	H	Mississippi St.	66 73					254	H	East Carolina	67 50
16	A	Texas A&M	63 64									282	A	Ole Miss	58 51
2	H	South Carolina	53 88									323	H	Mercer	76 60
												331	H	USC Upstate	67 53

Non-Div I Games:

Georgia

Average RPI Win:	296	WON-LOST	WINNING	LAST 10	STRENGTH OF	OPP. STRENGTH	TEAM	ADJ.	CONF.	ADJ CONF.
Average RPI Loss:	185	RECORD	PCT. RANK	GAMES	SCHEDULE	OF SCHEDULE	RPI	RPI	RPI	RPI
DIV. I ONLY	8- 16	263	4-6	287	306	309	309	21	21	
DIV. I NON-CONF.	3- 8	268	0	263	319	319	319	19	19	
TOTALS	RPI 1-25	RPI 26-50	W-L RECORDS	RPI 51-100	RPI 101-150	RPI 150+				
8- 16	0- 1	0- 1	OVERALL	0- 2	0- 1	8- 11				
5- 7	0- 1	0- 1	HOME	0- 0	0- 0	5- 5				
2- 9	0- 0	0- 0	AWAY	0- 2	0- 1	2- 6				
1- 0	0- 0	0- 0	NEUTRAL	0- 0	0- 0	1- 0				
3- 8	0- 1	0- 0	NON-CONFERENCE	0- 1	0- 1	3- 5				
2- 4	0- 1	0- 0	HOME	0- 0	0- 0	2- 3				
0- 4	0- 0	0- 0	AWAY	0- 1	0- 1	0- 2				
1- 0	0- 0	0- 0	NEUTRAL	0- 0	0- 0	1- 0				
5- 8	0- 0	0- 1	CONFERENCE	0- 1	0- 0	5- 6				
3- 3	0- 0	0- 1	HOME	0- 0	0- 0	3- 2				
2- 5	0- 0	0- 0	AWAY	0- 1	0- 0	2- 4				
0- 0	0- 0	0- 0	NEUTRAL	0- 0	0- 0	0- 0				

RPI 1-25			RPI 26-50			RPI 51-100			RPI 101+			Team's RPI: 309
RPI	S	Opponent	Score	RPI	S	Opponent	Score	RPI	S	Opponent	Score	
3	H	Maryland	41 114	49	H	Troy	57 71	80	A	Coastal Caro.	45 87	145 A UNC Greensboro 49 64
								90	A	Georgia Tech	28 69	159 H Toledo 48 74
												202 A Louisiana 61 53
												202 H Louisiana 65 75
												208 A Little Rock 46 66
												208 H Little Rock 58 43
												210 A Furman 55 62
												216 A UTEP 68 71
												239 H South Alabama 64 81
												241 A Appalachian St. 37 65
												258 A Arkansas St. 68 70
												258 H Arkansas St. 67 56
												270 H Alabama A&M 52 67
												295 H FIU 63 70
												300 A Ga. Southern 56 81
												316 N New Mexico St. 59 51
												333 H SIUE 74 73
												349 H South Carolina St. 77 52
												350 A La.-Monroe 52 43
												350 H La.-Monroe 68 52
LAST 10 Division I												
350	A	La.-Monroe	52 43	241	A	Appalachian St.	37 65					
202	A	Louisiana	61 53	300	A	Ga. Southern	56 81					
208	H	Little Rock	58 43	49	H	Troy	57 71					
258	H	Arkansas St.	67 56	239	H	South Alabama	64 81					
80	A	Coastal Caro.	45 87	208	A	Little Rock	46 66					

Non-Div I Games:

Georgia St.

■ Loss,
 ■ Non-Conf,
 S Site,
 ■ Home
 ■ Away
 N Neutral

Average RPI Win:	160	WON-LOST	WINNING	LAST 10	STRENGTH OF	OPP. STRENGTH	TEAM	ADJ.	CONF.	ADJ CONF.
Average RPI Loss:	69	RECORD	PCT. RANK	GAMES	SCHEDULE	OF SCHEDULE	RPI	RPI	RPI	RPI
DIV. I ONLY	16- 9	86	4-6	133	34	90	90	5	5	
DIV. I NON-CONF.	9- 2	37	0	162	100	55	55	3	3	
TOTALS	RPI 1-25	RPI 26-50	W-L RECORDS	RPI 51-100	RPI 101-150	RPI 150+				
16- 9	1- 1	1- 2	OVERALL	5- 4	2- 2	7- 0				
9- 3	0- 0	1- 0	HOME	1- 2	2- 1	5- 0				
5- 4	1- 0	0- 2	AWAY	2- 1	0- 1	2- 0				
2- 2	0- 1	0- 0	NEUTRAL	2- 1	0- 0	0- 0				
9- 2	0- 1	0- 0	NON-CONFERENCE	3- 1	1- 0	5- 0				
5- 0	0- 0	0- 0	HOME	0- 0	1- 0	4- 0				
2- 0	0- 0	0- 0	AWAY	1- 0	0- 0	1- 0				
2- 2	0- 1	0- 0	NEUTRAL	2- 1	0- 0	0- 0				
7- 7	1- 0	1- 2	CONFERENCE	2- 3	1- 2	2- 0				
4- 3	0- 0	1- 0	HOME	1- 2	1- 1	1- 0				
3- 4	1- 0	0- 2	AWAY	1- 1	0- 1	1- 0				
0- 0	0- 0	0- 0	NEUTRAL	0- 0	0- 0	0- 0				

RPI 1-25				RPI 26-50				RPI 51-100				Team's RPI: 90	RPI 101+			
RPI	S	Opponent	Score	RPI	S	Opponent	Score	RPI	S	Opponent	Score		RPI	S	Opponent	Score
16	N	Texas A&M	48 60	30	A	Virginia Tech	61 64	51	N	Rutgers	43 46		112	A	Wake Forest	60 65
24	A	Florida St.	67 52	35	A	Duke	46 58	68	N	Seton Hall	79 54		112	H	Wake Forest	62 52
				50	H	Virginia	61 51	75	H	Boston College	48 55		114	H	Notre Dame	51 59
								78	A	Syracuse	82 64		138	H	Wisconsin	60 41
								83	A	Georgia	73 40		169	H	Houston	69 38
								85	N	Rice	54 52		214	H	Clemson	49 47
								88	A	Miami (FL)	49 54		217	A	Kennesaw St.	63 47
								88	H	Miami (FL)	61 54		285	H	ETSU	87 48
								97	H	North Carolina	60 67		287	A	Pittsburgh	77 48
													309	H	Georgia St.	69 28
													346	H	Grambling	89 42
LAST 10 Division I																
				30	A	Virginia Tech	61 64						35	A	Duke	46 58
				112	H	Wake Forest	62 52						97	H	North Carolina	60 67
				287	A	Pittsburgh	77 48						75	H	Boston College	48 55
				114	H	Notre Dame	51 59						78	A	Syracuse	82 64
				88	A	Miami (FL)	49 54						214	H	Clemson	49 47

Non-Div I Games:

Georgia Tech

■ Loss,
■ Non-Conf,
■ S Site,
■ H Home
■ A Away
N Neutral

Average RPI Win: 140	WON-LOST	WINNING	LAST 10	STRENGTH OF	OPP. STRENGTH	TEAM	ADJ.	CONF.	ADJ CONF.
Average RPI Loss: 84	RECORD	PCT. RANK	GAMES	SCHEDULE	OF SCHEDULE	RPI	RPI	RPI	RPI
DIV. I ONLY	25- 2	5	9-1	63	78	13	13	11	11
DIV. I NON-CONF.	11- 1	13	0	17	18	2	2	11	11
TOTALS	RPI 1-25	RPI 26-50	W-L RECORDS	RPI 51-100	RPI 101-150	RPI 150+			
25- 2	1- 1	1- 0	OVERALL	7- 0	6- 0	10- 1			
14- 0	1- 0	0- 0	HOME	2- 0	4- 0	7- 0			
8- 2	0- 1	0- 0	AWAY	3- 0	2- 0	3- 1			
3- 0	0- 0	1- 0	NEUTRAL	2- 0	0- 0	0- 0			
11- 1	1- 1	1- 0	NON-CONFERENCE	5- 0	1- 0	3- 0			
5- 0	1- 0	0- 0	HOME	1- 0	1- 0	2- 0			
3- 1	0- 1	0- 0	AWAY	2- 0	0- 0	1- 0			
3- 0	0- 0	1- 0	NEUTRAL	2- 0	0- 0	0- 0			
14- 1	0- 0	0- 0	CONFERENCE	2- 0	5- 0	7- 1			
9- 0	0- 0	0- 0	HOME	1- 0	3- 0	5- 0			
5- 1	0- 0	0- 0	AWAY	1- 0	2- 0	2- 1			
0- 0	0- 0	0- 0	NEUTRAL	0- 0	0- 0	0- 0			

RPI	S	Opponent	Score	RPI	S	Opponent	Score	RPI	S	Opponent	Score	RPI	S	Opponent	Score
5	H	Missouri St.	64 52	34	N	Purdue	63 50	56	N	Middle Tenn.	62 50	108	A	San Diego	57 42
11	A	Stanford	70 76					59	N	Dayton	76 65	108	H	San Diego	57 46
								65	H	UT Martin	78 55	117	A	Pacific	83 65
								69	A	BYU	55 43	117	H	Pacific	68 67
								69	H	BYU	59 44	128	H	Texas Southern	80 45
								86	A	Montana St.	70 55	143	H	Portland	62 57
								100	A	Washington St.	76 53	157	A	Saint Mary's (CA)	60 70
												157	H	Saint Mary's (CA)	74 49
												188	H	Pepperdine	70 36
												194	A	Wyoming	65 54
												204	A	Santa Clara	67 52
												204	H	Santa Clara	53 46
												225	H	CSU Bakersfield	92 48
												235	A	San Francisco	69 46
												235	H	San Francisco	56 38
												292	H	LMU (CA)	78 52
												306	H	Eastern Wash.	84 44
LAST 10 Division I															
204	H	Santa Clara	53 46	108	H	San Diego	57 46								
235	H	San Francisco	56 38	292	H	LMU (CA)	78 52								
157	A	Saint Mary's (CA)	60 70	188	H	Pepperdine	70 36								
117	A	Pacific	83 65	235	A	San Francisco	69 46								
69	H	BYU	59 44	204	A	Santa Clara	67 52								

Non-Div I Games:

Gonzaga

■ Loss,
■ Non-Conf, S Site,
■ Home
■ Away
N Neutral

Grambling

Through Games Of Feb. 15, 2020

Average RPI Win:	299	WON-LOST	WINNING	LAST 10	STRENGTH OF	OPP. STRENGTH	TEAM	ADJ.	CONF.	ADJ CONF.
Average RPI Loss:	213	RECORD	PCT. RANK	GAMES	SCHEDULE	OF SCHEDULE	RPI	RPI	RPI	RPI
DIV. I ONLY	2- 20	341	1-9	303	334	346	346	32	32	
DIV. I NON-CONF.	0- 10	338	0	100	195	316	316	31	31	
TOTALS	RPI 1-25	RPI 26-50	W-L RECORDS	RPI 51-100	RPI 101-150	RPI 150+				
2- 20	0- 1	0- 1	OVERALL	0- 1	0- 4	2- 13				
2- 6	0- 0	0- 0	HOME	0- 0	0- 3	2- 3				
0- 13	0- 1	0- 1	AWAY	0- 1	0- 1	0- 9				
0- 1	0- 0	0- 0	NEUTRAL	0- 0	0- 0	0- 1				
0- 10	0- 1	0- 1	NON-CONFERENCE	0- 1	0- 2	0- 5				
0- 2	0- 0	0- 0	HOME	0- 0	0- 2	0- 0				
0- 7	0- 1	0- 1	AWAY	0- 1	0- 0	0- 4				
0- 1	0- 0	0- 0	NEUTRAL	0- 0	0- 0	0- 1				
2- 10	0- 0	0- 0	CONFERENCE	0- 0	0- 2	2- 8				
2- 4	0- 0	0- 0	HOME	0- 0	0- 1	2- 3				
0- 6	0- 0	0- 0	AWAY	0- 0	0- 1	0- 5				
0- 0	0- 0	0- 0	NEUTRAL	0- 0	0- 0	0- 0				

RPI 1-25				RPI 26-50				RPI 51-100				RPI 101+ Team's RPI: 346			
RPI	S	Opponent	Score	RPI	S	Opponent	Score	RPI	S	Opponent	Score	RPI	S	Opponent	Score
6	A	Baylor	46 120	26	A	Kentucky	35 81	90	A	Georgia Tech	42 89	108	H	UT Arlington	54 88
												128	H	Texas Southern	85 89
												136	A	Jackson St.	46 61
												137	H	Florida	65 72
												158	A	Wichita St.	65 77
												168	N	Binghamton	67 88
												243	A	Southern U.	57 81
												243	H	Southern U.	51 70
												244	A	Louisiana Tech	66 70
												270	H	Alabama A&M	69 59
												295	A	FIU	55 56
												297	A	Prairie View	58 65
												297	H	Prairie View	54 67
												325	H	Alabama St.	59 73
												328	A	Alcorn	54 80
												328	H	Alcorn	70 59
												335	A	Ark.-Pine Bluff	79 84
												337	A	Northwestern St.	61 65
												351	A	Mississippi Val.	57 68
LAST 10 Division I															
297	A	Prairie View	58 65	136	A	Jackson St.	46 61								
328	H	Alcorn	70 59	128	H	Texas Southern	85 89								
243	H	Southern U.	51 70	297	H	Prairie View	54 67								
351	A	Mississippi Val.	57 68	328	A	Alcorn	54 80								
335	A	Ark.-Pine Bluff	79 84	243	A	Southern U.	57 81								

Non-Div I Games: Centenary (LA) 106 42

Grambling

Loss, Non-Conf, S Site, H Home A Away N Neutral

Average RPI Win: 284		WON-LOST	WINNING	LAST 10	STRENGTH OF	OPP. STRENGTH	TEAM	ADJ.	CONF.	ADJ CONF.
Average RPI Loss: 196		RECORD	PCT. RANK	GAMES	SCHEDULE	OF SCHEDULE	RPI	RPI	RPI	RPI
DIV. I ONLY		12- 8	113	9-1	302	340	218	218	31	31
DIV. I NON-CONF.		3- 6	235	0	186	294	276	276	32	32
TOTALS	RPI 1-25	RPI 26-50		W-L RECORDS	RPI 51-100		RPI 101-150		RPI 150+	
12- 8	0- 0	0- 0		OVERALL	0- 0		0- 2		12- 6	
7- 4	0- 0	0- 0		HOME	0- 0		0- 0		7- 4	
5- 4	0- 0	0- 0		AWAY	0- 0		0- 2		5- 2	
0- 0	0- 0	0- 0		NEUTRAL	0- 0		0- 0		0- 0	
3- 6	0- 0	0- 0		NON-CONFERENCE	0- 0		0- 2		3- 4	
3- 2	0- 0	0- 0		HOME	0- 0		0- 0		3- 2	
0- 4	0- 0	0- 0		AWAY	0- 0		0- 2		0- 2	
0- 0	0- 0	0- 0		NEUTRAL	0- 0		0- 0		0- 0	
9- 2	0- 0	0- 0		CONFERENCE	0- 0		0- 0		9- 2	
4- 2	0- 0	0- 0		HOME	0- 0		0- 0		4- 2	
5- 0	0- 0	0- 0		AWAY	0- 0		0- 0		5- 0	
0- 0	0- 0	0- 0		NEUTRAL	0- 0		0- 0		0- 0	

RPI 1-25				RPI 26-50				RPI 51-100				RPI 101+				Team's RPI: 218	
RPI	S	Opponent	Score	RPI	S	Opponent	Score	RPI	S	Opponent	Score	RPI	S	Opponent	Score		
												141	A	California	53	72	
												143	A	Portland	41	73	
												171	A	Montana	67	72	
												184	H	Southern Utah	69	65	
												195	H	UNLV	53	51	
												215	H	North Dakota	76	78	
												220	A	Portland St.	46	69	
												222	A	UMKC	62	56	
												222	H	UMKC	53	74	
												225	H	CSU Bakersfield	54	59	
												230	H	Cal St. Fullerton	70	80	
												266	H	UC Santa Barbara	58	57	
												288	A	California Baptist	62	58	
												288	H	California Baptist	72	66	
												307	A	Seattle U	56	48	
												316	H	New Mexico St.	60	49	
												318	H	UTRGV	62	60	
												326	A	Utah Valley	66	59	
												348	A	Chicago St.	68	57	
												348	H	Chicago St.	69	49	
LAST 10 Division I																	
				348	A	Chicago St.	68 57	326	A	Utah Valley	66 59						
				222	A	UMKC	62 56	307	A	Seattle U	56 48						
				288	H	California Baptist	72 66	222	H	UMKC	53 74						
				316	H	New Mexico St.	60 49	348	H	Chicago St.	69 49						
				318	H	UTRGV	62 60	288	A	California Baptist	62 58						

Non-Div I Games:	Benedictine Mesa	72	53	Whittier	77	41
------------------	------------------	----	----	----------	----	----

Grand Canyon

■ Loss, ■ Non-Conf, S Site, H Home A Away N Neutral

Average RPI Win: 220	WON-LOST	WINNING	LAST 10	STRENGTH OF	OPP. STRENGTH	TEAM	ADJ.	CONF.	ADJ CONF.
Average RPI Loss: 116	RECORD	PCT. RANK	GAMES	SCHEDULE	OF SCHEDULE	RPI	RPI	RPI	RPI
DIV. I ONLY	13- 12	173	6-4	111	164	139	139	22	22
DIV. I NON-CONF.	5- 7	205	0	27	29	104	104	21	21
TOTALS	RPI 1-25	RPI 26-50	W-L RECORDS	RPI 51-100	RPI 101-150	RPI 150+			
13- 12	1- 2	0- 2	OVERALL	1- 3	1- 0	10- 5			
5- 6	0- 1	0- 2	HOME	0- 2	1- 0	4- 1			
6- 5	1- 0	0- 0	AWAY	0- 1	0- 0	5- 4			
2- 1	0- 1	0- 0	NEUTRAL	1- 0	0- 0	1- 0			
5- 7	1- 2	0- 2	NON-CONFERENCE	1- 2	1- 0	2- 1			
1- 4	0- 1	0- 2	HOME	0- 1	1- 0	0- 0			
2- 2	1- 0	0- 0	AWAY	0- 1	0- 0	1- 1			
2- 1	0- 1	0- 0	NEUTRAL	1- 0	0- 0	1- 0			
8- 5	0- 0	0- 0	CONFERENCE	0- 1	0- 0	8- 4			
4- 2	0- 0	0- 0	HOME	0- 1	0- 0	4- 1			
4- 3	0- 0	0- 0	AWAY	0- 0	0- 0	4- 3			
0- 0	0- 0	0- 0	NEUTRAL	0- 0	0- 0	0- 0			

RPI 1-25			RPI 26-50			RPI 51-100			RPI 101+ Team's RPI: 139		
RPI	S	Opponent	Score	RPI	S	Opponent	Score	RPI	S	Opponent	Score
9	N	Mississippi St.	58 83	37	H	Marquette	47 60	52	H	IUPUI	42 54
19	H	DePaul	65 76	39	H	South Dakota	60 66	67	A	Marist	60 72
20	A	Central Mich.	111 105					78	N	Syracuse	79 73
								87	H	South Dakota St.	55 60
LAST 10 Division I											
330	H	Detroit Mercy	72 45	232	A	Youngstown St.	70 63	130	H	Missouri	72 64
233	A	Milwaukee	60 65	342	H	UIC	73 36	167	A	Wright St.	68 59
190	A	Northern Ky.	43 63	52	H	IUPUI	42 54	167	H	Wright St.	58 70
167	A	Wright St.	68 59	330	A	Detroit Mercy	65 48	190	A	Northern Ky.	43 63
203	A	Cleveland St.	74 54	290	A	Oakland	88 93	190	H	Northern Ky.	65 44
								203	A	Cleveland St.	74 54
								207	A	Maine	60 61
								232	A	Youngstown St.	70 63
								233	A	Milwaukee	60 65
								233	H	Milwaukee	61 48
								255	N	Bowling Green	73 54
								330	A	Detroit Mercy	65 48
								330	H	Detroit Mercy	72 45
								342	H	UIC	73 36
								348	A	Chicago St.	102 46

Non-Div I Games:

Green Bay

■ Loss,
■ Non-Conf,
■ S Site,
■ H Home
■ A Away
N Neutral

Average RPI Win:	228	WON-LOST	WINNING	LAST 10	STRENGTH OF	OPP. STRENGTH	TEAM	ADJ.	CONF.	ADJ CONF.
Average RPI Loss:	169	RECORD	PCT. RANK	GAMES	SCHEDULE	OF SCHEDULE	RPI	RPI	RPI	RPI
DIV. I ONLY	14- 10	119	6-4	160	292	142	142	25	25	
DIV. I NON-CONF.	4- 5	195	0	71	141	126	126	28	28	
TOTALS	RPI 1-25	RPI 26-50	W-L RECORDS	RPI 51-100	RPI 101-150	RPI 150+				
14- 10	0- 0	0- 1	OVERALL	1- 0	1- 2	12- 7				
6- 5	0- 0	0- 0	HOME	0- 0	0- 2	6- 3				
6- 5	0- 0	0- 1	AWAY	1- 0	0- 0	5- 4				
2- 0	0- 0	0- 0	NEUTRAL	0- 0	1- 0	1- 0				
4- 5	0- 0	0- 1	NON-CONFERENCE	1- 0	1- 1	2- 3				
0- 3	0- 0	0- 0	HOME	0- 0	0- 1	0- 2				
2- 2	0- 0	0- 1	AWAY	1- 0	0- 0	1- 1				
2- 0	0- 0	0- 0	NEUTRAL	0- 0	1- 0	1- 0				
10- 5	0- 0	0- 0	CONFERENCE	0- 0	0- 1	10- 4				
6- 2	0- 0	0- 0	HOME	0- 0	0- 1	6- 1				
4- 3	0- 0	0- 0	AWAY	0- 0	0- 0	4- 3				
0- 0	0- 0	0- 0	NEUTRAL	0- 0	0- 0	0- 0				

RPI S	Opponent	Score	RPI S	Opponent	Score	RPI S	Opponent	Score	RPI S	Opponent	Score	Team's RPI: 142
28	A Old Dominion	38 75	76	A Alabama	64 61	105	H Liberty	59 83	110	N Richmond	69 65	
						123	H Campbell	31 68	154	H Norfolk St.	56 77	
						183	N Mt. St. Mary's	68 60	192	H Fla. Atlantic	63 64	
						196	A Chattanooga	84 55	199	H Radford	51 48	
						201	A Gardner-Webb	59 70	201	H Gardner-Webb	63 58	
						209	A High Point	59 74	209	H High Point	77 81	
						210	A Furman	65 70	228	A UNC Asheville	76 66	
						228	H UNC Asheville	68 59	261	A Winthrop	66 72	
						261	H Winthrop	62 48	265	A Longwood	90 76	
						265	H Longwood	73 55	311	A Presbyterian	71 42	
						311	H USC Upstate	60 40	344	A Charleston So.	64 59	
						265	A Longwood	90 76				
						261	H Winthrop	62 48				
						201	A Gardner-Webb	59 70				
						209	A High Point	59 74				
						228	A UNC Asheville	76 66				
						265	H Longwood	73 55				
						209	H High Point	77 81				
						344	A Charleston So.	64 59				
						331	H USC Upstate	60 40				
						123	H Campbell	31 68				

LAST 10 Division I

265	A	Longwood	90	76	265	H	Longwood	73	55
261	H	Winthrop	62	48	209	H	High Point	77	81
201	A	Gardner-Webb	59	70	344	A	Charleston So.	64	59
209	A	High Point	59	74	331	H	USC Upstate	60	40
228	A	UNC Asheville	76	66	123	H	Campbell	31	68

Non-Div I Games:

Hampton

Loss,
Non-Conf,
S Site,
H Home
A Away
N Neutral

Average RPI Win:	0	WON-LOST	WINNING	LAST 10	STRENGTH OF	OPP. STRENGTH	TEAM	ADJ.	CONF.	ADJ CONF.
Average RPI Loss:	207	RECORD	PCT. RANK	GAMES	SCHEDULE	OF SCHEDULE	RPI	RPI	RPI	RPI
DIV. I ONLY	0- 26	351	0-10	269	283	347	347	27	27	
DIV. I NON-CONF.	0- 13	338	0	220	209	339	339	27	27	
TOTALS	RPI 1-25	RPI 26-50	W-L RECORDS	RPI 51-100	RPI 101-150	RPI 150+				
0- 26	0- 1	0- 0	OVERALL	0- 3	0- 5	0- 17				
0- 11	0- 0	0- 0	HOME	0- 0	0- 1	0- 10				
0- 15	0- 1	0- 0	AWAY	0- 3	0- 4	0- 7				
0- 0	0- 0	0- 0	NEUTRAL	0- 0	0- 0	0- 0				
0- 13	0- 1	0- 0	NON-CONFERENCE	0- 2	0- 5	0- 5				
0- 6	0- 0	0- 0	HOME	0- 0	0- 1	0- 5				
0- 7	0- 1	0- 0	AWAY	0- 2	0- 4	0- 0				
0- 0	0- 0	0- 0	NEUTRAL	0- 0	0- 0	0- 0				
0- 13	0- 0	0- 0	CONFERENCE	0- 1	0- 0	0- 12				
0- 5	0- 0	0- 0	HOME	0- 0	0- 0	0- 5				
0- 8	0- 0	0- 0	AWAY	0- 1	0- 0	0- 7				
0- 0	0- 0	0- 0	NEUTRAL	0- 0	0- 0	0- 0				

RPI	S	Opponent	Score	RPI	S	Opponent	Score	RPI	S	Opponent	Score	RPI	S	Opponent	Score	Team's RPI: 347
18	A	Princeton	42 73					64	A	Penn	46 74	101	A	Harvard	44 53	
								66	A	Stony Brook	55 66	119	A	William & Mary	44 61	
								91	A	Michigan St.	34 79	140	A	Northeastern	47 60	
												147	A	Massachusetts	48 74	
												148	H	Providence	57 75	
												168	A	Binghamton	44 80	
												172	H	Rhode Island	56 68	
												186	H	Quinnipiac	50 87	
												207	A	Maine	73 87	
												207	H	Maine	52 69	
												234	A	UMass Lowell	56 64	
												234	H	UMass Lowell	63 68	
												262	A	New Hampshire	71 72	
												293	A	Vermont	51 62	
												293	H	Vermont	53 63	
												299	A	UMBC	54 61	
												299	H	UMBC	47 56	
												314	A	Albany (NY)	40 63	
												314	H	Albany (NY)	63 68	
												321	H	Hofstra	41 43	
												327	H	NJIT	52 61	
												345	H	Central Conn. St.	54 61	
LAST 10 Division I																
234	A	UMass Lowell	56 64	168	A	Binghamton	44 80									
314	A	Albany (NY)	40 63	314	H	Albany (NY)	63 68									
293	A	Vermont	51 62	299	A	UMBC	54 61									
299	H	UMBC	47 56	293	H	Vermont	53 63									
207	H	Maine	52 69	66	A	Stony Brook	55 66									

Non-Div I Games:

Hartford

■ Loss,
 ■ Non-Conf, S Site,
 ■ Home
 ■ Away
 N Neutral

Average RPI Win:	179	WON-LOST	WINNING	LAST 10	STRENGTH OF	OPP. STRENGTH	TEAM	ADJ.	CONF.	ADJ CONF.
Average RPI Loss:	133	RECORD	PCT. RANK	GAMES	SCHEDULE	OF SCHEDULE	RPI	RPI	RPI	RPI
DIV. I ONLY	14- 7	69	7-3	187	100	101	101	8	8	
DIV. I NON-CONF.	9- 4	84	2-0	288	119	131	131	8	8	
TOTALS	RPI 1-25	RPI 26-50	W-L RECORDS	RPI 51-100	RPI 101-150	RPI 150+				
14- 7	0- 1	0- 0	OVERALL	2- 1	2- 2	10- 3				
8- 2	0- 1	0- 0	HOME	2- 0	1- 1	5- 0				
6- 4	0- 0	0- 0	AWAY	0- 1	1- 1	5- 2				
0- 1	0- 0	0- 0	NEUTRAL	0- 0	0- 0	0- 1				
9- 4	0- 0	0- 0	NON-CONFERENCE	0- 1	2- 1	7- 2				
4- 1	0- 0	0- 0	HOME	0- 0	1- 1	3- 0				
5- 2	0- 0	0- 0	AWAY	0- 1	1- 0	4- 1				
0- 1	0- 0	0- 0	NEUTRAL	0- 0	0- 0	0- 1				
5- 3	0- 1	0- 0	CONFERENCE	2- 0	0- 1	3- 1				
4- 1	0- 1	0- 0	HOME	2- 0	0- 0	2- 0				
1- 2	0- 0	0- 0	AWAY	0- 0	0- 1	1- 1				
0- 0	0- 0	0- 0	NEUTRAL	0- 0	0- 0	0- 0				

RPI 1-25				RPI 26-50				RPI 51-100				RPI 101+ Team's RPI: 101			
RPI	S	Opponent	Score	RPI	S	Opponent	Score	RPI	S	Opponent	Score	RPI	S	Opponent	Score
18	H	Princeton	46 60					51	A	Rutgers	46 74	134	A	Boston U.	66 39
								55	H	Yale	66 57	140	H	Northeastern	44 46
								64	H	Penn	58 51	141	H	California	56 53
												146	A	Columbia	64 89
												162	A	Cornell	73 58
												170	A	Dartmouth	62 63
												170	H	Dartmouth	64 49
												172	H	Rhode Island	61 58
												179	A	Northern Ill.	59 53
												180	A	La Salle	69 75
												186	A	Quinnipiac	77 68
												192	A	Fla. Atlantic	65 51
												207	A	Maine	69 40
												212	H	Brown	68 53
												229	N	Saint Joseph's	39 63
												278	H	Siena	68 51
												347	H	Hartford	53 44
LAST 10 Division I															
146	A	Columbia	64 89	64	H	Penn	58 51								
162	A	Cornell	73 58	170	H	Dartmouth	64 49								
212	H	Brown	68 53	170	A	Dartmouth	62 63								
55	H	Yale	66 57	172	H	Rhode Island	61 58								
18	H	Princeton	46 60	192	A	Fla. Atlantic	65 51								

Non-Div I Games:

Harvard

■ Loss,
 ■ Non-Conf, S Site,
 ■ Home
 ■ Away
 N Neutral

Average RPI Win:	243	WON-LOST	WINNING	LAST 10	STRENGTH OF	OPP. STRENGTH	TEAM	ADJ.	CONF.	ADJ CONF.
Average RPI Loss:	162	RECORD	PCT. RANK	GAMES	SCHEDULE	OF SCHEDULE	RPI	RPI	RPI	RPI
DIV. I ONLY	13- 10	133	8-2	237	210	176	176	28	28	
DIV. I NON-CONF.	5- 7	205	0	126	68	184	184	26	26	
TOTALS	RPI 1-25	RPI 26-50	W-L RECORDS	RPI 51-100	RPI 101-150	RPI 150+				
13- 10	0- 2	1- 0	OVERALL	0- 1	1- 2	11- 5				
8- 4	0- 1	1- 0	HOME	0- 1	0- 1	7- 1				
5- 6	0- 1	0- 0	AWAY	0- 0	1- 1	4- 4				
0- 0	0- 0	0- 0	NEUTRAL	0- 0	0- 0	0- 0				
5- 7	0- 2	1- 0	NON-CONFERENCE	0- 1	1- 2	3- 2				
3- 4	0- 1	1- 0	HOME	0- 1	0- 1	2- 1				
2- 3	0- 1	0- 0	AWAY	0- 0	1- 1	1- 1				
0- 0	0- 0	0- 0	NEUTRAL	0- 0	0- 0	0- 0				
8- 3	0- 0	0- 0	CONFERENCE	0- 0	0- 0	8- 3				
5- 0	0- 0	0- 0	HOME	0- 0	0- 0	5- 0				
3- 3	0- 0	0- 0	AWAY	0- 0	0- 0	3- 3				
0- 0	0- 0	0- 0	NEUTRAL	0- 0	0- 0	0- 0				

RPI 1-25				RPI 26-50				RPI 51-100				RPI 101+ Team's RPI: 176			
RPI	S	Opponent	Score	RPI	S	Opponent	Score	RPI	S	Opponent	Score	RPI	S	Opponent	Score
15	A	Oregon St.	32 64	42	H	Texas	73 60	64	H	Penn	55 70	122	A	Idaho	52 67
16	H	NC State	59 68									128	H	Texas Southern	57 74
												133	A	Washington	62 50
												160	A	UC Davis	49 62
												188	A	Pepperdine	52 51
												230	H	Cal St. Fullerton	79 72
												245	H	San Diego St.	61 58
												253	H	North Texas	60 66
												266	A	UC Santa Barbara	63 51
												275	A	Long Beach St.	55 62
												275	H	Long Beach St.	68 44
												281	A	UC Riverside	65 59
												281	H	UC Riverside	80 57
												292	A	LMU (CA)	51 65
												296	A	CSUN	54 58
												296	H	CSUN	70 66
												302	H	UC Irvine	94 70
												303	H	UTSA	62 50
												312	A	Cal Poly	59 46
LAST 10 Division I															
296	H	CSUN	70 66	281	A	UC Riverside	65 59								
266	A	UC Santa Barbara	63 51	275	A	Long Beach St.	55 62								
312	A	Cal Poly	59 46	230	H	Cal St. Fullerton	79 72								
275	H	Long Beach St.	68 44	281	H	UC Riverside	80 57								
302	H	UC Irvine	94 70	160	A	UC Davis	49 62								

Non-Div I Games: Hope Int'l 86 49

Hawaii

Average RPI Win:	266	WON-LOST	WINNING	LAST 10	STRENGTH OF	OPP. STRENGTH	TEAM	ADJ.	CONF.	ADJ CONF.
Average RPI Loss:	164	RECORD	PCT. RANK	GAMES	SCHEDULE	OF SCHEDULE	RPI	RPI	RPI	RPI
DIV. I ONLY	11- 13	202	7-3	203	322	209	209	25	25	
DIV. I NON-CONF.	2- 7	288	0	183	247	272	272	28	28	
TOTALS	RPI 1-25	RPI 26-50	W-L RECORDS	RPI 51-100	RPI 101-150	RPI 150+				
11- 13	0- 0	0- 1	OVERALL	0- 1	2- 4	9- 7				
6- 4	0- 0	0- 0	HOME	0- 0	1- 2	5- 2				
5- 9	0- 0	0- 1	AWAY	0- 1	1- 2	4- 5				
0- 0	0- 0	0- 0	NEUTRAL	0- 0	0- 0	0- 0				
2- 7	0- 0	0- 1	NON-CONFERENCE	0- 1	0- 2	2- 3				
1- 2	0- 0	0- 0	HOME	0- 0	0- 1	1- 1				
1- 5	0- 0	0- 1	AWAY	0- 1	0- 1	1- 2				
0- 0	0- 0	0- 0	NEUTRAL	0- 0	0- 0	0- 0				
9- 6	0- 0	0- 0	CONFERENCE	0- 0	2- 2	7- 4				
5- 2	0- 0	0- 0	HOME	0- 0	1- 1	4- 1				
4- 4	0- 0	0- 0	AWAY	0- 0	1- 1	3- 3				
0- 0	0- 0	0- 0	NEUTRAL	0- 0	0- 0	0- 0				

RPI S	Opponent	Score	RPI S	Opponent	Score	RPI S	Opponent	Score	RPI S	Opponent	Score	Team's RPI: 209
35	A Duke	57 93	92	A Butler	52 74	121	H Davidson	63 73				
						123	A Campbell	36 73				
						123	H Campbell	66 68				
						142	A Hampton	81 77				
						142	H Hampton	74 59				
						145	A UNC Greensboro	70 82				
						154	A Norfolk St.	58 72				
						199	H Radford	68 58				
						201	A Gardner-Webb	57 70				
						201	H Gardner-Webb	46 62				
						205	A American	48 56				
						228	A UNC Asheville	60 76				
						248	H Col. of Charleston	70 79				
						261	A Winthrop	63 69				
						261	H Winthrop	94 61				
						265	A Longwood	76 69				
						285	H ETSU	80 62				
						311	H Presbyterian	60 55				
						313	A N.C. Central	78 58				
						331	A USC Upstate	81 45				
						331	H USC Upstate	85 46				
						344	A Charleston So.	84 70				
LAST 10 Division I												
201	H Gardner-Webb	46 62	201	A Gardner-Webb	57 70							
123	H Campbell	66 68	142	A Hampton	81 77							
331	A USC Upstate	81 45	311	H Presbyterian	60 55							
142	H Hampton	74 59	265	A Longwood	76 69							
261	H Winthrop	94 61	344	A Charleston So.	84 70							

Non-Div I Games:

High Point

■ Loss,
 ■ Non-Conf,
 ■ S Site,
 ■ H Home
 ■ A Away
 N Neutral

Average RPI Win: 240	WON-LOST	WINNING	LAST 10	STRENGTH OF	OPP. STRENGTH	TEAM	ADJ.	CONF.	ADJ CONF.
Average RPI Loss: 175	RECORD	PCT. RANK	GAMES	SCHEDULE	OF SCHEDULE	RPI	RPI	RPI	RPI
DIV. I ONLY	3- 20	330	0-10	181	279	321	321	14	14
DIV. I NON-CONF.	3- 8	268	0	221	349	311	311	13	13
TOTALS	RPI 1-25	RPI 26-50	W-L RECORDS	RPI 51-100	RPI 101-150	RPI 150+			
3- 20	0- 0	0- 1	OVERALL	0- 3	1- 4	2- 12			
2- 9	0- 0	0- 0	HOME	0- 2	1- 2	1- 5			
1- 9	0- 0	0- 1	AWAY	0- 1	0- 2	1- 5			
0- 2	0- 0	0- 0	NEUTRAL	0- 0	0- 0	0- 2			
3- 8	0- 0	0- 0	NON-CONFERENCE	0- 1	1- 0	2- 7			
2- 3	0- 0	0- 0	HOME	0- 1	1- 0	1- 2			
1- 3	0- 0	0- 0	AWAY	0- 0	0- 0	1- 3			
0- 2	0- 0	0- 0	NEUTRAL	0- 0	0- 0	0- 2			
0- 12	0- 0	0- 1	CONFERENCE	0- 2	0- 4	0- 5			
0- 6	0- 0	0- 0	HOME	0- 1	0- 2	0- 3			
0- 6	0- 0	0- 1	AWAY	0- 1	0- 2	0- 2			
0- 0	0- 0	0- 0	NEUTRAL	0- 0	0- 0	0- 0			

RPI 1-25	RPI 26-50	RPI 51-100	RPI 101+	Team's RPI: 321
RPI S Opponent Score	RPI S Opponent Score	RPI S Opponent Score	RPI S Opponent Score	Score
	40 James Madison	50 92	54 Drexel	54 74
		54 Drexel	32 45	
		66 Stony Brook	38 81	
			119 William & Mary	53 66
			123 Campbell	58 55
			140 Northeastern	51 74
			144 Elon	50 67
			144 Elon	56 69
			164 N Samford	45 65
			169 N Houston	44 54
			178 Towson	71 84
			181 Delaware	59 80
			181 Delaware	67 77
			203 Cleveland St.	51 61
			236 Fairfield	64 73
			248 Col. of Charleston	60 63
			251 Morgan St.	51 39
			257 Howard	64 73
			272 UNCW	59 62
			305 Sacred Heart	44 71
			339 LIU Brooklyn	46 85
			347 Hartford	43 41
LAST 10 Division I				
144 Elon	50 67	178 Towson	71 84	
181 Delaware	67 77	40 James Madison	50 92	
54 Drexel	32 45	144 Elon	56 69	
248 Col. of Charleston	60 63	119 William & Mary	53 66	
272 UNCW	59 62	54 Drexel	54 74	

Non-Div I Games:

Hofstra

Loss, Non-Conf, S Site, Home Away N Neutral

Holy Cross

Through Games Of Feb. 15, 2020

Average RPI Win:	217	WON-LOST	WINNING	LAST 10	STRENGTH OF	OPP. STRENGTH	TEAM	ADJ.	CONF.	ADJ CONF.
Average RPI Loss:	148	RECORD	PCT. RANK	GAMES	SCHEDULE	OF SCHEDULE	RPI	RPI	RPI	RPI
DIV. I ONLY	15- 9	97	5-5	202	190	113	113	15	15	
DIV. I NON-CONF.	7- 4	100	0	249	233	112	112	16	16	
TOTALS	RPI 1-25	RPI 26-50	W-L RECORDS	RPI 51-100	RPI 101-150	RPI 150+				
15- 9	0- 0	0- 0	OVERALL	1- 1	2- 5	12- 3				
8- 2	0- 0	0- 0	HOME	1- 1	1- 1	6- 0				
7- 7	0- 0	0- 0	AWAY	0- 0	1- 4	6- 3				
0- 0	0- 0	0- 0	NEUTRAL	0- 0	0- 0	0- 0				
7- 4	0- 0	0- 0	NON-CONFERENCE	1- 0	0- 2	6- 2				
4- 0	0- 0	0- 0	HOME	1- 0	0- 0	3- 0				
3- 4	0- 0	0- 0	AWAY	0- 0	0- 2	3- 2				
0- 0	0- 0	0- 0	NEUTRAL	0- 0	0- 0	0- 0				
8- 5	0- 0	0- 0	CONFERENCE	0- 1	2- 3	6- 1				
4- 2	0- 0	0- 0	HOME	0- 1	1- 1	3- 0				
4- 3	0- 0	0- 0	AWAY	0- 0	1- 2	3- 1				
0- 0	0- 0	0- 0	NEUTRAL	0- 0	0- 0	0- 0				

RPI S	Opponent	Score	RPI S	Opponent	Score	RPI S	Opponent	Score	RPI S	Opponent	Score	Team's RPI: 113
						75	H Boston College	80 71	102	A North Florida	60 80	
						77	H Bucknell	40 51	103	A Colgate	60 71	
									129	A Lehigh	74 57	
									129	H Lehigh	65 62	
									134	A Boston U.	70 76	
									134	H Boston U.	51 62	
									147	A Massachusetts	72 75	
									165	A Illinois	75 78	
									172	A Rhode Island	58 73	
									185	A Lafayette	57 49	
									185	H Lafayette	57 56	
									197	H Merrimack	68 42	
									205	H American	72 59	
									212	A Brown	83 71	
									224	A Stetson	75 63	
									247	A Loyola Maryland	64 56	
									262	H New Hampshire	82 61	
									291	A Navy	58 49	
									291	H Navy	57 43	
									301	A Army West Point	48 61	
									305	A Sacred Heart	65 52	
									315	H Bryant	87 75	
LAST 10 Division I												
			185	A Lafayette	57 49		134	A Boston U.	70 76			
			129	H Lehigh	65 62		129	A Lehigh	74 57			
			134	H Boston U.	51 62		205	H American	72 59			
			103	A Colgate	60 71		301	A Army West Point	48 61			
			291	H Navy	57 43		77	H Bucknell	40 51			

Non-Div I Games:

Holy Cross

Loss, Non-Conf, S Site, H Home A Away N Neutral

Average RPI Win:	221	WON-LOST	WINNING	LAST 10	STRENGTH OF	OPP. STRENGTH	TEAM	ADJ.	CONF.	ADJ CONF.
Average RPI Loss:	97	RECORD	PCT. RANK	GAMES	SCHEDULE	OF SCHEDULE	RPI	RPI	RPI	RPI
DIV. I ONLY	12- 14	200	4-6	130	84	169	169	9	9	
DIV. I NON-CONF.	7- 7	164	0	168	123	178	178	9	9	
TOTALS	RPI 1-25	RPI 26-50	W-L RECORDS	RPI 51-100	RPI 101-150	RPI 150+				
12- 14	0- 2	1- 2	OVERALL	0- 7	1- 0	10- 3				
9- 3	0- 0	1- 2	HOME	0- 1	0- 0	8- 0				
1- 9	0- 2	0- 0	AWAY	0- 5	1- 0	0- 2				
2- 2	0- 0	0- 0	NEUTRAL	0- 1	0- 0	2- 1				
7- 7	0- 1	1- 1	NON-CONFERENCE	0- 3	0- 0	6- 2				
5- 1	0- 0	1- 1	HOME	0- 0	0- 0	4- 0				
0- 4	0- 1	0- 0	AWAY	0- 2	0- 0	0- 1				
2- 2	0- 0	0- 0	NEUTRAL	0- 1	0- 0	2- 1				
5- 7	0- 1	0- 1	CONFERENCE	0- 4	1- 0	4- 1				
4- 2	0- 0	0- 1	HOME	0- 1	0- 0	4- 0				
1- 5	0- 1	0- 0	AWAY	0- 3	1- 0	0- 1				
0- 0	0- 0	0- 0	NEUTRAL	0- 0	0- 0	0- 0				

RPI	S	Opponent	Score	RPI	S	Opponent	Score	RPI	S	Opponent	Score	RPI	S	Opponent	Score	Team's RPI: 169
7	A	UConn	51 91	29	H	FGCU	45 57	63	A	South Fla.	45 74	149	A	Tulane	66 60	
16	A	Texas A&M	43 72	44	H	UCF	49 67	78	N	Syracuse	62 87	158	H	Wichita St.	64 56	
				45	H	Oklahoma	85 69	79	A	Temple	75 76	177	H	Memphis	75 65	
								79	H	Temple	58 61	200	A	New Mexico	71 81	
								84	A	Cincinnati	66 85	206	H	Southern Miss.	75 60	
								90	A	Georgia Tech	38 69	235	N	San Francisco	57 80	
								93	A	Fordham	54 63	237	H	Southeastern La.	78 65	
												244	H	Louisiana Tech	67 53	
												249	H	SMU	55 53	
												254	A	East Carolina	50 53	
												254	H	East Carolina	72 63	
												288	N	California Baptist	96 75	
												319	H	Houston Baptist	82 60	
												321	N	Hofstra	54 44	
LAST 10 Division I																
79	A	Temple	75 76	63	A	South Fla.	45 74									
44	H	UCF	49 67	158	H	Wichita St.	64 56									
254	A	East Carolina	50 53	84	A	Cincinnati	66 85									
249	H	SMU	55 53	254	H	East Carolina	72 63									
149	A	Tulane	66 60	7	A	UConn	51 91									

Non-Div I Games:

Houston

■ Loss,
■ Non-Conf,
■ S Site,
■ H Home
■ A Away
N Neutral

Houston Baptist

Through Games Of Feb. 15, 2020

Average RPI Win:	279	WON-LOST	WINNING	LAST 10	STRENGTH OF	OPP. STRENGTH	TEAM	ADJ.	CONF.	ADJ CONF.
Average RPI Loss:	193	RECORD	PCT. RANK	GAMES	SCHEDULE	OF SCHEDULE	RPI	RPI	RPI	RPI
DIV. I ONLY	4- 17	320	2-8	274	294	319	319	23	23	
DIV. I NON-CONF.	2- 5	259	0	138	267	195	195	23	23	
TOTALS	RPI 1-25	RPI 26-50	W-L RECORDS	RPI 51-100	RPI 101-150	RPI 150+				
4- 17	0- 1	0- 0	OVERALL	0- 2	0- 2	4- 12				
1- 7	0- 0	0- 0	HOME	0- 2	0- 0	1- 5				
3- 10	0- 1	0- 0	AWAY	0- 0	0- 2	3- 7				
0- 0	0- 0	0- 0	NEUTRAL	0- 0	0- 0	0- 0				
2- 5	0- 1	0- 0	NON-CONFERENCE	0- 0	0- 1	2- 3				
0- 1	0- 0	0- 0	HOME	0- 0	0- 0	0- 1				
2- 4	0- 1	0- 0	AWAY	0- 0	0- 1	2- 2				
0- 0	0- 0	0- 0	NEUTRAL	0- 0	0- 0	0- 0				
2- 12	0- 0	0- 0	CONFERENCE	0- 2	0- 1	2- 9				
1- 6	0- 0	0- 0	HOME	0- 2	0- 0	1- 4				
1- 6	0- 0	0- 0	AWAY	0- 0	0- 1	1- 5				
0- 0	0- 0	0- 0	NEUTRAL	0- 0	0- 0	0- 0				

RPI 1-25				RPI 26-50				RPI 51-100				RPI 101+ Team's RPI: 319			
RPI	S	Opponent	Score	RPI	S	Opponent	Score	RPI	S	Opponent	Score	RPI	S	Opponent	Score
6	A	Baylor	42 112					89	H	SFA	42 59	124	A	Abilene Christian	54 71
								98	H	A&M-Corpus Christi	65 75	150	A	Texas Tech	51 59
												151	H	Sam Houston St.	69 97
												153	A	New Orleans	84 88
												158	A	Wichita St.	42 59
												163	H	Northern Ariz.	62 79
												169	A	Houston	60 82
												213	A	Oral Roberts	74 73
												219	A	Central Ark.	39 63
												237	H	Southeastern La.	59 69
												267	A	Lamar University	53 60
												267	H	Lamar University	72 59
												274	H	Nicholls St.	78 84
												286	A	Incarnate Word	60 55
												337	A	Northwestern St.	60 69
												337	H	Northwestern St.	46 54
												341	A	McNeese	72 88
												350	A	La.-Monroe	72 65
LAST 10 Division I															
267	H	Lamar University	72 59	286	A	Incarnate Word	60 55								
124	A	Abilene Christian	54 71	341	A	McNeese	72 88								
337	H	Northwestern St.	46 54	274	H	Nicholls St.	78 84								
153	A	New Orleans	84 88	151	H	Sam Houston St.	69 97								
98	H	A&M-Corpus Christi	65 75	267	A	Lamar University	53 60								

Non-Div I Games: LSU-Shreveport 67 44 Paul Quinn 63 34

Houston Baptist

Loss, Non-Conf, S Site, H Home A Away N Neutral

Average RPI Win:	308	WON-LOST	WINNING	LAST 10	STRENGTH OF	OPP. STRENGTH	TEAM	ADJ.	CONF.	ADJ CONF.
Average RPI Loss:	141	RECORD	PCT. RANK	GAMES	SCHEDULE	OF SCHEDULE	RPI	RPI	RPI	RPI
DIV. I ONLY	14- 10	119	5-5	349	285	257	257	29	29	
DIV. I NON-CONF.	8- 5	117	0	313	216	186	186	29	29	
TOTALS	RPI 1-25	RPI 26-50	W-L RECORDS	RPI 51-100	RPI 101-150	RPI 150+				
14- 10	0- 0	0- 1	OVERALL	0- 2	0- 3	14- 4				
6- 4	0- 0	0- 0	HOME	0- 0	0- 1	6- 3				
8- 4	0- 0	0- 1	AWAY	0- 1	0- 1	8- 1				
0- 2	0- 0	0- 0	NEUTRAL	0- 1	0- 1	0- 0				
8- 5	0- 0	0- 1	NON-CONFERENCE	0- 2	0- 1	8- 1				
3- 1	0- 0	0- 0	HOME	0- 0	0- 0	3- 1				
5- 2	0- 0	0- 1	AWAY	0- 1	0- 0	5- 0				
0- 2	0- 0	0- 0	NEUTRAL	0- 1	0- 1	0- 0				
6- 5	0- 0	0- 0	CONFERENCE	0- 0	0- 2	6- 3				
3- 3	0- 0	0- 0	HOME	0- 0	0- 1	3- 2				
3- 2	0- 0	0- 0	AWAY	0- 0	0- 1	3- 1				
0- 0	0- 0	0- 0	NEUTRAL	0- 0	0- 0	0- 0				

RPI S	Opponent	Score	RPI S	Opponent	Score	RPI S	Opponent	Score	RPI S	Opponent	Score	Team's RPI: 257
48	A Tennessee	38 88	63	A South Fla.	53 82	126	A Bethune-Cookman	59 88	126	H Bethune-Cookman	59 75	
			77	N Bucknell	60 70	133	N Washington	58 75	154	H Norfolk St.	80 83	
						180	H La Salle	62 78	231	A George Mason	86 75	
						247	A Loyola Maryland	75 69	251	A Morgan St.	67 74	
						251	H Morgan St.	52 68	254	A East Carolina	67 51	
						269	H Niagara	91 42	299	A UMBC	72 61	
						317	A UMES	79 58	321	A Hofstra	73 64	
						322	H Fairleigh Dickinson	64 56	332	H Saint Peter's	92 80	
						340	A Coppin St.	66 54	340	H Coppin St.	64 52	
						343	A Florida A&M	82 56	343	H Florida A&M	72 58	
						349	H South Carolina St.	78 47				
LAST 10 Division I												
126	A Bethune-Cookman	59 88	343	H Florida A&M	72 58							
343	A Florida A&M	82 56	251	A Morgan St.	67 74							
340	H Coppin St.	64 52	349	H South Carolina St.	78 47							
251	H Morgan St.	52 68	154	H Norfolk St.	80 83							
340	A Coppin St.	66 54	126	H Bethune-Cookman	59 75							

Non-Div I Games:

Howard

IUPUI				STRENGTH OF SCHEDULE	OPP. STRENGTH OF SCHEDULE	TEAM RPI	ADJ. RPI	CONF. RPI	ADJ CONF. RPI
Average RPI Win:	207	WON-LOST RECORD	WINNING PCT. RANK						
Average RPI Loss:	113		LAST 10 GAMES						
DIV. I ONLY	18- 7	50	9-1	138	211	52	52	22	22
DIV. I NON-CONF.	5- 5	164	0	45	28	66	66	21	21

TOTALS	RPI 1-25	RPI 26-50	W-L RECORDS	RPI 51-100	RPI 101-150	RPI 150+			
18- 7	0- 0	0- 1	OVERALL	3- 4	2- 0	13- 2			
9- 0	0- 0	0- 0	HOME	2- 0	0- 0	7- 0			
7- 7	0- 0	0- 1	AWAY	0- 4	1- 0	6- 2			
2- 0	0- 0	0- 0	NEUTRAL	1- 0	1- 0	0- 0			
5- 5	0- 0	0- 1	NON-CONFERENCE	3- 4	1- 0	1- 0			
3- 0	0- 0	0- 0	HOME	2- 0	0- 0	1- 0			
0- 5	0- 0	0- 1	AWAY	0- 4	0- 0	0- 0			
2- 0	0- 0	0- 0	NEUTRAL	1- 0	1- 0	0- 0			
13- 2	0- 0	0- 0	CONFERENCE	0- 0	1- 0	12- 2			
6- 0	0- 0	0- 0	HOME	0- 0	0- 0	6- 0			
7- 2	0- 0	0- 0	AWAY	0- 0	1- 0	6- 2			
0- 0	0- 0	0- 0	NEUTRAL	0- 0	0- 0	0- 0			

RPI 1-25				RPI 26-50				RPI 51-100				Team's RPI: 52		RPI 101+			
RPI	S	Opponent	Score	RPI	S	Opponent	Score	RPI	S	Opponent	Score			RPI	S	Opponent	Score
				47	A	Ohio	64 70	57	N	St. John's (NY)	85 78			139	A	Green Bay	54 42
								58	H	Ball St.	65 48			144	N	Elon	59 53
								65	A	UT Martin	51 57			167	A	Wright St.	62 58
								74	A	UNI	50 51			167	H	Wright St.	80 60
								81	H	Southern Ill.	81 78			190	A	Northern Ky.	62 65
								88	A	Miami (FL)	65 74			190	H	Northern Ky.	89 61
								92	A	Butler	61 64			203	A	Cleveland St.	78 53
														203	H	Cleveland St.	58 48
														232	A	Youngstown St.	73 75
														232	H	Youngstown St.	77 69
														233	A	Milwaukee	75 52
														263	H	Eastern Ky.	72 42
														290	A	Oakland	89 63
														290	H	Oakland	76 41
														330	A	Detroit Mercy	95 54
														330	H	Detroit Mercy	82 45
														342	A	UIC	88 49

LAST 10 Division I																	
				190	A	Northern Ky.	62 65	203	H	Cleveland St.	58 48						
				167	A	Wright St.	62 58	342	A	UIC	88 49						
				290	A	Oakland	89 63	233	A	Milwaukee	75 52						
				330	A	Detroit Mercy	95 54	139	A	Green Bay	54 42						
				232	H	Youngstown St.	77 69	167	H	Wright St.	80 60						

Non-Div I Games: Ind.-Northwest 103 45

IUPUI

■ Loss,
 ■ Non-Conf, S Site,
 ■ Home
 ■ Away
 N Neutral

Idaho

Through Games Of Feb. 15, 2020

Average RPI Win: 226	WON-LOST	WINNING	LAST 10	STRENGTH OF	OPP. STRENGTH	TEAM	ADJ.	CONF.	ADJ CONF.
Average RPI Loss: 131	RECORD	PCT. RANK	GAMES	SCHEDULE	OF SCHEDULE	RPI	RPI	RPI	RPI
DIV. I ONLY	14- 8	92	7-3	211	169	122	122	18	18
DIV. I NON-CONF.	5- 4	140	0	124	140	99	99	17	17
TOTALS	RPI 1-25	RPI 26-50	W-L RECORDS	RPI 51-100	RPI 101-150	RPI 150+			
14- 8	0- 0	0- 2	OVERALL	1- 2	1- 0	12- 4			
7- 2	0- 0	0- 0	HOME	0- 1	0- 0	7- 1			
7- 4	0- 0	0- 1	AWAY	1- 1	1- 0	5- 2			
0- 2	0- 0	0- 1	NEUTRAL	0- 0	0- 0	0- 1			
5- 4	0- 0	0- 2	NON-CONFERENCE	0- 1	1- 0	4- 1			
2- 0	0- 0	0- 0	HOME	0- 0	0- 0	2- 0			
3- 2	0- 0	0- 1	AWAY	0- 1	1- 0	2- 0			
0- 2	0- 0	0- 1	NEUTRAL	0- 0	0- 0	0- 1			
9- 4	0- 0	0- 0	CONFERENCE	1- 1	0- 0	8- 3			
5- 2	0- 0	0- 0	HOME	0- 1	0- 0	5- 1			
4- 2	0- 0	0- 0	AWAY	1- 0	0- 0	3- 2			
0- 0	0- 0	0- 0	NEUTRAL	0- 0	0- 0	0- 0			

RPI 1-25				RPI 26-50				RPI 51-100				RPI 101+				Team's RPI: 122
RPI	S	Opponent	Score	RPI	S	Opponent	Score	RPI	S	Opponent	Score	RPI	S	Opponent	Score	
				28	N	Old Dominion	55 67	63	A	South Fla.	64 67	108	A	San Diego	65 32	
				46	A	Oklahoma St.	47 62	86	A	Montana St.	69 68	163	H	Northern Ariz.	70 71	
								86	H	Montana St.	56 62	171	A	Montana	60 69	
												171	H	Montana	52 51	
												176	H	Hawaii	67 52	
												182	H	Idaho St.	62 56	
												184	A	Southern Utah	71 56	
												220	A	Portland St.	53 74	
												222	A	Northern Colo.	57 46	
												235	A	San Francisco	66 60	
												264	H	Colorado St.	61 54	
												267	N	Lamar University	44 47	
												298	H	Sacramento St.	70 44	
												306	A	Eastern Wash.	75 46	
												306	H	Eastern Wash.	69 60	
												307	A	Seattle U	90 84	
												320	H	Weber St.	70 50	
LAST 10 Division I																
				306	A	Eastern Wash.	75 46					184	A	Southern Utah	71 56	
				171	A	Montana	60 69					222	A	Northern Colo.	57 46	
				86	H	Montana St.	56 62					171	H	Montana	52 51	
				298	H	Sacramento St.	70 44					306	H	Eastern Wash.	69 60	
				163	H	Northern Ariz.	70 71					86	A	Montana St.	69 68	

Non-Div I Games:

Idaho

■ Loss,
 ■ Non-Conf,
 ■ S Site,
 ■ H Home
 ■ A Away
 N Neutral

I
d
a
h
o
s
t
.

I
d
a
h
o
s
t
.

Non-Div I Games:	Arizona Christian	93	36	Montana Tech	83	57
------------------	-------------------	----	----	--------------	----	----

Page 118

Average RPI Win:	229	WON-LOST	WINNING	LAST 10	STRENGTH OF	OPP. STRENGTH	TEAM	ADJ.	CONF.	ADJ CONF.
Average RPI Loss:	42	RECORD	PCT. RANK	GAMES	SCHEDULE	OF SCHEDULE	RPI	RPI	RPI	RPI
DIV. I ONLY	11- 13	202	2-8	96	50	165	165	2	2	
DIV. I NON-CONF.	9- 2	37	0	324	288	158	158	2	2	
TOTALS	RPI 1-25	RPI 26-50	W-L RECORDS	RPI 51-100	RPI 101-150	RPI 150+				
11- 13	0- 7	0- 1	OVERALL	1- 4	2- 1	8- 0				
9- 7	0- 4	0- 0	HOME	1- 2	1- 1	7- 0				
2- 6	0- 3	0- 1	AWAY	0- 2	1- 0	1- 0				
0- 0	0- 0	0- 0	NEUTRAL	0- 0	0- 0	0- 0				
9- 2	0- 0	0- 0	NON-CONFERENCE	0- 2	2- 0	7- 0				
8- 1	0- 0	0- 0	HOME	0- 1	1- 0	7- 0				
1- 1	0- 0	0- 0	AWAY	0- 1	1- 0	0- 0				
0- 0	0- 0	0- 0	NEUTRAL	0- 0	0- 0	0- 0				
2- 11	0- 7	0- 1	CONFERENCE	1- 2	0- 1	1- 0				
1- 6	0- 4	0- 0	HOME	1- 1	0- 1	0- 0				
1- 5	0- 3	0- 1	AWAY	0- 1	0- 0	1- 0				
0- 0	0- 0	0- 0	NEUTRAL	0- 0	0- 0	0- 0				

RPI	S	Opponent	Score	RPI	S	Opponent	Score	RPI	S	Opponent	Score	RPI	S	Opponent	Score	Team's RPI: 165
3	H	Maryland	60 79	34	A	Purdue	67 81	51	A	Rutgers	41 72	113	H	Holy Cross	78 75	
8	A	Iowa	72 108					51	H	Rutgers	51 75	130	A	Missouri	58 51	
12	H	Northwestern	50 77					62	H	Minnesota	74 71	138	H	Wisconsin	64 73	
14	A	Indiana	42 83					71	H	Illinois St.	58 74	175	H	Austin Peay	76 62	
14	H	Indiana	54 59					97	A	North Carolina	60 85	197	H	Merrimack	75 72	
25	A	Ohio St.	47 77									211	A	Penn St.	70 66	
25	H	Ohio St.	58 78									311	H	Presbyterian	71 52	
												315	H	Bryant	69 55	
												324	H	Evansville	59 44	
												335	H	Ark.-Pine Bluff	65 50	
												348	H	Chicago St.	96 66	
LAST 10 Division I																
14	H	Indiana	54 59	3	H	Maryland	60 79									
211	A	Penn St.	70 66	25	A	Ohio St.	47 77									
25	H	Ohio St.	58 78	34	A	Purdue	67 81									
138	H	Wisconsin	64 73	62	H	Minnesota	74 71									
51	A	Rutgers	41 72	51	H	Rutgers	51 75									

Non-Div I Games:

Illinois

Loss, Non-Conf, S Site, H Home A Away N Neutral

Average RPI Win:	181	WON-LOST	WINNING	LAST 10	STRENGTH OF	OPP. STRENGTH	TEAM	ADJ.	CONF.	ADJ CONF.
Average RPI Loss:	70	RECORD	PCT. RANK	GAMES	SCHEDULE	OF SCHEDULE	RPI	RPI	RPI	RPI
DIV. I ONLY	13- 8	105	5-5	65	118	71	71	7	7	
DIV. I NON-CONF.	7- 3	80	0	135	190	61	61	7	7	
TOTALS	RPI 1-25	RPI 26-50	W-L RECORDS	RPI 51-100	RPI 101-150	RPI 150+				
13- 8	0- 1	0- 4	OVERALL	3- 1	2- 1	8- 1				
9- 2	0- 0	0- 2	HOME	2- 0	2- 0	5- 0				
4- 6	0- 1	0- 2	AWAY	1- 1	0- 1	3- 1				
0- 0	0- 0	0- 0	NEUTRAL	0- 0	0- 0	0- 0				
7- 3	0- 0	0- 1	NON-CONFERENCE	1- 1	1- 0	5- 1				
5- 0	0- 0	0- 0	HOME	1- 0	1- 0	3- 0				
2- 3	0- 0	0- 1	AWAY	0- 1	0- 0	2- 1				
0- 0	0- 0	0- 0	NEUTRAL	0- 0	0- 0	0- 0				
6- 5	0- 1	0- 3	CONFERENCE	2- 0	1- 1	3- 0				
4- 2	0- 0	0- 2	HOME	1- 0	1- 0	2- 0				
2- 3	0- 1	0- 1	AWAY	1- 0	0- 1	1- 0				
0- 0	0- 0	0- 0	NEUTRAL	0- 0	0- 0	0- 0				

RPI 1-25				RPI 26-50				RPI 51-100				Team's RPI: 71	RPI 101+			
RPI	S	Opponent	Score	RPI	S	Opponent	Score	RPI	S	Opponent	Score		RPI	S	Opponent	Score
5	A	Missouri St.	74 87	33	H	Drake	67 69	65	H	UT Martin	70 47		135	A	Loyola Chicago	64 69
				37	A	Marquette	41 58	74	H	UNI	65 57		135	H	Loyola Chicago	86 85
				38	A	Bradley	61 76	81	A	Southern Ill.	62 54		136	H	Jackson St.	77 55
				38	H	Bradley	62 66	95	A	Saint Louis	56 61		165	A	Illinois	74 58
													174	A	Valparaiso	72 60
													175	A	Austin Peay	72 77
													179	H	Northern Ill.	69 66
													193	H	Western Ill.	78 65
													215	A	North Dakota	66 58
													277	H	Indiana St.	83 69
													324	H	Evansville	81 58
													333	H	SIUE	74 53
LAST 10 Division I																
				135	H	Loyola Chicago	86 85	33	H	Drake	67 69					
				38	H	Bradley	62 66	135	A	Loyola Chicago	64 69					
				5	A	Missouri St.	74 87	174	A	Valparaiso	72 60					
				81	A	Southern Ill.	62 54	38	A	Bradley	61 76					
				74	H	UNI	65 57	324	H	Evansville	81 58					

Non-Div I Games: Truman 87 60

Illinois St.

Loss, Non-Conf, S Site, H Home A Away N Neutral

Average RPI Win:	262	WON-LOST	WINNING	LAST 10	STRENGTH OF	OPP. STRENGTH	TEAM	ADJ.	CONF.	ADJ CONF.
Average RPI Loss:	186	RECORD	PCT. RANK	GAMES	SCHEDULE	OF SCHEDULE	RPI	RPI	RPI	RPI
DIV. I ONLY	7- 12	251	5-5	304	258	286	286	23	23	
DIV. I NON-CONF.	0- 5	338	0	317	112	348	348	23	23	
TOTALS	RPI 1-25	RPI 26-50	W-L RECORDS	RPI 51-100	RPI 101-150	RPI 150+				
7- 12	0- 0	0- 1	OVERALL	0- 2	1- 1	6- 8				
3- 5	0- 0	0- 0	HOME	0- 1	0- 0	3- 4				
4- 7	0- 0	0- 1	AWAY	0- 1	1- 1	3- 4				
0- 0	0- 0	0- 0	NEUTRAL	0- 0	0- 0	0- 0				
0- 5	0- 0	0- 1	NON-CONFERENCE	0- 0	0- 1	0- 3				
0- 1	0- 0	0- 0	HOME	0- 0	0- 0	0- 1				
0- 4	0- 0	0- 1	AWAY	0- 0	0- 1	0- 2				
0- 0	0- 0	0- 0	NEUTRAL	0- 0	0- 0	0- 0				
7- 7	0- 0	0- 0	CONFERENCE	0- 2	1- 0	6- 5				
3- 4	0- 0	0- 0	HOME	0- 1	0- 0	3- 3				
4- 3	0- 0	0- 0	AWAY	0- 1	1- 0	3- 2				
0- 0	0- 0	0- 0	NEUTRAL	0- 0	0- 0	0- 0				

RPI S	Opponent	Score	RPI S	Opponent	Score	RPI S	Opponent	Score	RPI S	Opponent	Score	Team's RPI: 286
47	A Ohio	41 78	89	A SFA	45 67	107	A Kansas St.	41 85				
			98	H A&M-Corpus Christi	38 64	124	A Abilene Christian	71 70				
						151	A Sam Houston St.	77 74				
						153	A New Orleans	57 61				
						153	H New Orleans	55 67				
						219	H Central Ark.	37 47				
						237	A Southeastern La.	44 58				
						245	H San Diego St.	48 57				
						264	A Colorado St.	47 75				
						267	A Lamar University	67 48				
						274	H Nicholls St.	53 51				
						303	A UTSA	56 63				
						319	H Houston Baptist	55 60				
						337	A Northwestern St.	69 67				
						337	H Northwestern St.	76 39				
						341	H McNeese	73 56				
LAST 10 Division I												
153	A New Orleans	57 61	319	H Houston Baptist	55 60							
337	H Northwestern St.	76 39	98	H A&M-Corpus Christi	38 64							
237	A Southeastern La.	44 58	267	A Lamar University	67 48							
151	A Sam Houston St.	77 74	89	A SFA	45 67							
124	A Abilene Christian	71 70	341	H McNeese	73 56							

Non-Div I Games: Schreiner 70 35 Tex. A&M Int'l 55 38 Paul Quinn 79 62 UNKNOWN 74 52 Incarnate Word

Indiana

Through Games Of Feb. 15, 2020

Average RPI Win:	119	WON-LOST	WINNING	LAST 10	STRENGTH OF	OPP. STRENGTH	TEAM	ADJ.	CONF.	ADJ CONF.
Average RPI Loss:	7	RECORD	PCT. RANK	GAMES	SCHEDULE	OF SCHEDULE	RPI	RPI	RPI	RPI
DIV. I ONLY	20- 6	38	6-4	8	12	14	14	2	2	
DIV. I NON-CONF.	10- 2	29	0	12	27	9	9	2	2	
TOTALS	RPI 1-25	RPI 26-50	W-L RECORDS	RPI 51-100	RPI 101-150	RPI 150+				
20- 6	1- 6	2- 0	OVERALL	7- 0	4- 0	6- 0				
10- 3	0- 3	1- 0	HOME	2- 0	3- 0	4- 0				
8- 2	0- 2	1- 0	AWAY	4- 0	1- 0	2- 0				
2- 1	1- 1	0- 0	NEUTRAL	1- 0	0- 0	0- 0				
10- 2	1- 2	0- 0	NON-CONFERENCE	3- 0	3- 0	3- 0				
5- 1	0- 1	0- 0	HOME	0- 0	2- 0	3- 0				
3- 0	0- 0	0- 0	AWAY	2- 0	1- 0	0- 0				
2- 1	1- 1	0- 0	NEUTRAL	1- 0	0- 0	0- 0				
10- 4	0- 4	2- 0	CONFERENCE	4- 0	1- 0	3- 0				
5- 2	0- 2	1- 0	HOME	2- 0	1- 0	1- 0				
5- 2	0- 2	1- 0	AWAY	2- 0	0- 0	2- 0				
0- 0	0- 0	0- 0	NEUTRAL	0- 0	0- 0	0- 0				

RPI	S	Opponent	Score	RPI	S	Opponent	Score	RPI	S	Opponent	Score	RPI	S	Opponent	Score
2	N	South Carolina	71 57	34	A	Purdue	66 54	51	A	Rutgers	66 56	102	H	North Florida	72 45
3	A	Maryland	62 76	34	H	Purdue	66 48	62	H	Minnesota	65 52	136	H	Jackson St.	91 51
3	H	Maryland	69 79					82	A	Nebraska	57 53	137	A	Florida	73 49
6	N	Baylor	62 77					88	A	Miami (FL)	58 45	138	H	Wisconsin	75 65
8	A	Iowa	85 91					91	H	Michigan St.	79 67	165	A	Illinois	59 54
10	H	UCLA	58 68					92	A	Butler	64 53	165	H	Illinois	83 42
12	H	Northwestern	69 71					100	N	Washington St.	78 44	183	H	Mt. St. Mary's	75 52
												211	A	Penn St.	76 60
												232	H	Youngstown St.	93 56
												274	H	Nicholls St.	111 47
LAST 10 Division I															
165	A	Illinois	59 54	62	H	Minnesota	65 52								
82	A	Nebraska	57 53	211	A	Penn St.	76 60								
3	H	Maryland	69 79	3	A	Maryland	62 76								
34	A	Purdue	66 54	12	H	Northwestern	69 71								
138	H	Wisconsin	75 65	8	A	Iowa	85 91								

Non-Div I Games:

Indiana

■ Loss,
 ■ Non-Conf, S Site,
 ■ Home
 ■ Away
 N Neutral

Average RPI Win:	242	WON-LOST	WINNING	LAST 10	STRENGTH OF	OPP. STRENGTH	TEAM	ADJ.	CONF.	ADJ CONF.
Average RPI Loss:	125	RECORD	PCT. RANK	GAMES	SCHEDULE	OF SCHEDULE	RPI	RPI	RPI	RPI
DIV. I ONLY	4- 21	325	2-8	82	161	277	277	7	7	
DIV. I NON-CONF.	2- 10	313	0	192	311	299	299	7	7	
TOTALS	RPI 1-25	RPI 26-50	W-L RECORDS	RPI 51-100	RPI 101-150	RPI 150+				
4- 21	0- 1	0- 3	OVERALL	1- 5	0- 5	3- 7				
2- 9	0- 1	0- 1	HOME	1- 2	0- 2	1- 3				
2- 11	0- 0	0- 2	AWAY	0- 3	0- 3	2- 3				
0- 1	0- 0	0- 0	NEUTRAL	0- 0	0- 0	0- 1				
2- 10	0- 0	0- 0	NON-CONFERENCE	0- 2	0- 3	2- 5				
0- 4	0- 0	0- 0	HOME	0- 1	0- 1	0- 2				
2- 5	0- 0	0- 0	AWAY	0- 1	0- 2	2- 2				
0- 1	0- 0	0- 0	NEUTRAL	0- 0	0- 0	0- 1				
2- 11	0- 1	0- 3	CONFERENCE	1- 3	0- 2	1- 2				
2- 5	0- 1	0- 1	HOME	1- 1	0- 1	1- 1				
0- 6	0- 0	0- 2	AWAY	0- 2	0- 1	0- 1				
0- 0	0- 0	0- 0	NEUTRAL	0- 0	0- 0	0- 0				

RPI 1-25				RPI 26-50				RPI 51-100				RPI 101+				Team's RPI: 277	
RPI	S	Opponent	Score	RPI	S	Opponent	Score	RPI	S	Opponent	Score	RPI	S	Opponent	Score		
5	H	Missouri St.	55 76	33	A	Drake	65 105	71	A	Illinois St.	69 83	115	A	Kansas	72 84		
				33	H	Drake	71 92	73	A	Colorado	46 59	117	A	Pacific	66 83		
				38	A	Bradley	75 91	74	A	UNI	43 73	125	H	Southeast Mo. St.	58 68		
								74	H	UNI	65 63	135	A	Loyola Chicago	55 65		
								81	H	Southern Ill.	55 78	135	H	Loyola Chicago	51 58		
								95	H	Saint Louis	53 55	174	A	Valparaiso	45 61		
												174	H	Valparaiso	56 75		
												190	H	Northern Ky.	68 70		
												193	A	Western Ill.	72 83		
												226	A	Eastern Ill.	59 57		
												238	A	Murray St.	62 70		
												240	H	Marshall	60 72		
												296	N	CSUN	59 67		
												324	H	Evansville	68 58		
												342	A	UIC	61 40		
EAST 10 Division I																	
				33	H	Drake	71 92	81	H	Southern Ill.	55 78						
				74	H	UNI	65 63	5	H	Missouri St.	55 76						
				174	A	Valparaiso	45 61	74	A	UNI	43 73						
				135	A	Loyola Chicago	55 65	33	A	Drake	65 105						
				324	H	Evansville	68 58	135	H	Loyola Chicago	51 58						

Non-Div I Games:

Indiana St.

■ Loss, ■ Non-Conf, S Site, H Home A Away N Neutral

Average RPI Win: 272	WON-LOST	WINNING	LAST 10	STRENGTH OF	OPP. STRENGTH	TEAM	ADJ.	CONF.	ADJ CONF.
Average RPI Loss: 143	RECORD	PCT. RANK	GAMES	SCHEDULE	OF SCHEDULE	RPI	RPI	RPI	RPI
DIV. I ONLY	7- 15	277	4-6	110	271	227	227	24	24
DIV. I NON-CONF.	1- 8	322	0	14	198	208	208	25	25
TOTALS	RPI 1-25	RPI 26-50	W-L RECORDS	RPI 51-100	RPI 101-150	RPI 150+			
7- 15	0- 1	0- 0	OVERALL	0- 5	0- 3	7- 6			
1- 9	0- 0	0- 0	HOME	0- 3	0- 2	1- 4			
6- 4	0- 1	0- 0	AWAY	0- 2	0- 0	6- 1			
0- 2	0- 0	0- 0	NEUTRAL	0- 0	0- 1	0- 1			
1- 8	0- 1	0- 0	NON-CONFERENCE	0- 3	0- 3	1- 1			
0- 3	0- 0	0- 0	HOME	0- 1	0- 2	0- 0			
1- 3	0- 1	0- 0	AWAY	0- 2	0- 0	1- 0			
0- 2	0- 0	0- 0	NEUTRAL	0- 0	0- 1	0- 1			
6- 7	0- 0	0- 0	CONFERENCE	0- 2	0- 0	6- 5			
1- 6	0- 0	0- 0	HOME	0- 2	0- 0	1- 4			
5- 1	0- 0	0- 0	AWAY	0- 0	0- 0	5- 1			
0- 0	0- 0	0- 0	NEUTRAL	0- 0	0- 0	0- 0			

RPI 1-25				RPI 26-50				RPI 51-100				RPI 101+ Team's RPI: 227			
RPI	S	Opponent	Score	RPI	S	Opponent	Score	RPI	S	Opponent	Score	RPI	S	Opponent	Score
20	A	Central Mich.	50 70					64	A	Penn	42 74	111	H	Duquesne	74 76
								66	A	Stony Brook	40 59	133	N	Washington	34 65
								67	H	Marist	56 73	147	H	Massachusetts	51 65
								68	H	Seton Hall	37 89	178	N	Towson	58 75
								96	H	Rider	37 81	186	A	Quinnipiac	75 71
												186	H	Quinnipiac	63 67
												221	A	Manhattan	32 54
												236	A	Fairfield	59 52
												236	H	Fairfield	40 52
												261	A	Winthrop	68 61
												269	A	Niagara	70 58
												269	H	Niagara	57 63
												279	A	Monmouth	36 33
												279	H	Monmouth	50 56
												332	H	Saint Peter's	69 59
												338	A	Canisius	60 57
LAST 10 Division I															
236	A	Fairfield	59 52	186	H	Quinnipiac	63 67								
279	H	Monmouth	50 56	221	A	Manhattan	32 54								
269	A	Niagara	70 58	332	H	Saint Peter's	69 59								
338	A	Canisius	60 57	236	H	Fairfield	40 52								
67	H	Marist	56 73	269	H	Niagara	57 63								

Non-Div I Games:

Iona

Average RPI Win:	103	WON-LOST	WINNING	LAST 10	STRENGTH OF	OPP. STRENGTH	TEAM	ADJ.	CONF.	ADJ CONF.
Average RPI Loss:	65	RECORD	PCT. RANK	GAMES	SCHEDULE	OF SCHEDULE	RPI	RPI	RPI	RPI
DIV. I ONLY	20- 5	30	8-2	14	13	8	8	2	2	
DIV. I NON-CONF.	9- 2	37	0	50	102	19	19	2	2	
TOTALS	RPI 1-25	RPI 26-50	W-L RECORDS	RPI 51-100	RPI 101-150	RPI 150+				
20- 5	5- 1	3- 1	OVERALL	4- 2	1- 1	7- 0				
12- 0	4- 0	1- 0	HOME	2- 0	0- 0	5- 0				
6- 4	1- 1	2- 1	AWAY	1- 2	1- 0	1- 0				
2- 1	0- 0	0- 0	NEUTRAL	1- 0	0- 1	1- 0				
9- 2	1- 0	2- 0	NON-CONFERENCE	1- 1	0- 1	5- 0				
6- 0	1- 0	1- 0	HOME	0- 0	0- 0	4- 0				
1- 1	0- 0	1- 0	AWAY	0- 1	0- 0	0- 0				
2- 1	0- 0	0- 0	NEUTRAL	1- 0	0- 1	1- 0				
11- 3	4- 1	1- 1	CONFERENCE	3- 1	1- 0	2- 0				
6- 0	3- 0	0- 0	HOME	2- 0	0- 0	1- 0				
5- 3	1- 1	1- 1	AWAY	1- 1	1- 0	1- 0				
0- 0	0- 0	0- 0	NEUTRAL	0- 0	0- 0	0- 0				

RPI	S	Opponent	Score
3	A	Maryland	59 93
3	H	Maryland	66 61
12	A	Northwestern	77 51
14	H	Indiana	91 85
18	H	Princeton	77 75
25	H	Ohio St.	77 68

RPI	S	Opponent	Score
32	A	Michigan	63 78
33	H	Drake	79 67
34	A	Purdue	83 71
43	A	Iowa St.	75 69

RPI	S	Opponent	Score
62	A	Minnesota	76 75
74	A	UNI	66 88
82	A	Nebraska	69 78
82	H	Nebraska	76 60
84	N	Cincinnati	69 61
91	H	Michigan St.	74 57

RPI	S	Opponent	Score
133	N	Washington	63 70
138	A	Wisconsin	85 78
156	H	North Ala.	86 81
165	H	Illinois	108 72
178	N	Towson	100 72
192	H	Fla. Atlantic	85 53
211	A	Penn St.	77 66
214	H	Clemson	74 60
313	H	N.C. Central	102 50

LAST 10 Division I

3	A	Maryland	59 93	91	H	Michigan St.	74 57
34	A	Purdue	83 71	25	H	Ohio St.	77 68
82	H	Nebraska	76 60	138	A	Wisconsin	85 78
32	A	Michigan	63 78	62	A	Minnesota	76 75
211	A	Penn St.	77 66	14	H	Indiana	91 85

Non-Div I Games:

Iowa

Average RPI Win:	140	WON-LOST	WINNING	LAST 10	STRENGTH OF	OPP. STRENGTH	TEAM	ADJ.	CONF.	ADJ CONF.
Average RPI Loss:	35	RECORD	PCT. RANK	GAMES	SCHEDULE	OF SCHEDULE	RPI	RPI	RPI	RPI
DIV. I ONLY	15- 8	78	6-4	28	42	43	43	3	3	
DIV. I NON-CONF.	8- 3	68	0	92	201	77	77	4	4	
TOTALS	RPI 1-25	RPI 26-50	W-L RECORDS	RPI 51-100	RPI 101-150	RPI 150+				
15- 8	0- 3	4- 3	OVERALL	1- 2	4- 0	6- 0				
10- 4	0- 2	2- 1	HOME	0- 1	3- 0	5- 0				
5- 4	0- 1	2- 2	AWAY	1- 1	1- 0	1- 0				
0- 0	0- 0	0- 0	NEUTRAL	0- 0	0- 0	0- 0				
8- 3	0- 1	0- 1	NON-CONFERENCE	1- 1	1- 0	6- 0				
6- 2	0- 1	0- 0	HOME	0- 1	1- 0	5- 0				
2- 1	0- 0	0- 1	AWAY	1- 0	0- 0	1- 0				
0- 0	0- 0	0- 0	NEUTRAL	0- 0	0- 0	0- 0				
7- 5	0- 2	4- 2	CONFERENCE	0- 1	3- 0	0- 0				
4- 2	0- 1	2- 1	HOME	0- 0	2- 0	0- 0				
3- 3	0- 1	2- 1	AWAY	0- 1	1- 0	0- 0				
0- 0	0- 0	0- 0	NEUTRAL	0- 0	0- 0	0- 0				

RPI 1-25				RPI 26-50				Team's RPI: 43	RPI 51-100				RPI 101+			
RPI	S	Opponent	Score	RPI	S	Opponent	Score		RPI	S	Opponent	Score	RPI	S	Opponent	Score
6	A	Baylor	62 83	33	A	Drake	81 86		53	A	West Virginia	71 79	107	H	Kansas St.	73 59
8	H	Iowa	69 75	42	A	Texas	69 51		74	H	UNI	63 71	115	H	Kansas	89 67
21	H	TCU	74 77	42	H	Texas	75 81		76	A	Alabama	75 66	128	H	Texas Southern	79 59
				45	A	Oklahoma	72 81						150	A	Texas Tech	96 66
				45	H	Oklahoma	63 59						153	H	New Orleans	71 53
				46	A	Oklahoma St.	64 63						156	H	North Ala.	80 72
				46	H	Oklahoma St.	74 63						167	H	Wright St.	79 71
													243	H	Southern U.	69 36
													294	A	North Dakota St.	86 58
													335	H	Ark.-Pine Bluff	90 40
LAST 10 Division I																
				42	A	Texas	69 51		115	H	Kansas	89 67				
				45	H	Oklahoma	63 59		107	H	Kansas St.	73 59				
				46	H	Oklahoma St.	74 63		46	A	Oklahoma St.	64 63				
				53	A	West Virginia	71 79		21	H	TCU	74 77				
				6	A	Baylor	62 83		45	A	Oklahoma	72 81				

Non-Div I Games:

Iowa St.

■ Loss,
 ■ Non-Conf, S Site,
 ■ Home
 ■ Away
 N Neutral

Average RPI Win:	276	WON-LOST	WINNING	LAST 10	STRENGTH OF	OPP. STRENGTH	TEAM	ADJ.	CONF.	ADJ CONF.
Average RPI Loss:	103	RECORD	PCT. RANK	GAMES	SCHEDULE	OF SCHEDULE	RPI	RPI	RPI	RPI
DIV. I ONLY	14- 8	92	10-0	252	298	136	136	32	32	
DIV. I NON-CONF.	2- 8	295	0	89	47	212	212	31	31	
TOTALS	RPI 1-25	RPI 26-50	W-L RECORDS	RPI 51-100	RPI 101-150	RPI 150+				
14- 8	0- 2	0- 1	OVERALL	0- 2	2- 1	12- 2				
8- 1	0- 1	0- 0	HOME	0- 0	1- 0	7- 0				
6- 7	0- 1	0- 1	AWAY	0- 2	1- 1	5- 2				
0- 0	0- 0	0- 0	NEUTRAL	0- 0	0- 0	0- 0				
2- 8	0- 2	0- 1	NON-CONFERENCE	0- 2	0- 1	2- 2				
1- 1	0- 1	0- 0	HOME	0- 0	0- 0	1- 0				
1- 7	0- 1	0- 1	AWAY	0- 2	0- 1	1- 2				
0- 0	0- 0	0- 0	NEUTRAL	0- 0	0- 0	0- 0				
12- 0	0- 0	0- 0	CONFERENCE	0- 0	2- 0	10- 0				
7- 0	0- 0	0- 0	HOME	0- 0	1- 0	6- 0				
5- 0	0- 0	0- 0	AWAY	0- 0	1- 0	4- 0				
0- 0	0- 0	0- 0	NEUTRAL	0- 0	0- 0	0- 0				

RPI 1-25				RPI 26-50				RPI 51-100				RPI 101+ Team's RPI: 136			
RPI	S	Opponent	Score	RPI	S	Opponent	Score	RPI	S	Opponent	Score	RPI	S	Opponent	Score
9	H	Mississippi St.	53 92	38	A	Bradley	69 78	71	A	Illinois St.	55 77	128	A	Texas Southern	72 61
14	A	Indiana	51 91					88	A	Miami (FL)	68 83	128	H	Texas Southern	81 79
												149	A	Tulane	46 82
												202	H	Louisiana	65 54
												219	A	Central Ark.	54 57
												237	A	Southeastern La.	59 63
												243	A	Southern U.	72 51
												243	H	Southern U.	60 57
												270	H	Alabama A&M	67 53
												297	H	Prairie View	53 49
												325	H	Alabama St.	94 62
												328	A	Alcorn	83 67
												328	H	Alcorn	76 66
												335	A	Ark.-Pine Bluff	56 44
												337	A	Northwestern St.	66 49
												346	H	Grambling	61 46
												351	A	Mississippi Val.	90 61
LAST 10 Division I															
				128	A	Texas Southern	72 61					346	H	Grambling	61 46
				243	H	Southern U.	60 57					297	H	Prairie View	53 49
				328	H	Alcorn	76 66					128	H	Texas Southern	81 79
				335	A	Ark.-Pine Bluff	56 44					243	A	Southern U.	72 51
				351	A	Mississippi Val.	90 61					328	A	Alcorn	83 67

Non-Div I Games:

Jackson St.

■ Loss,
 ■ Non-Conf,
 ■ S Site,
 ■ Home
 ■ A Away
 N Neutral

Jacksonville

Through Games Of Feb. 15, 2020

Average RPI Win:	280	WON-LOST	WINNING	LAST 10	STRENGTH OF	OPP. STRENGTH	TEAM	ADJ.	CONF.	ADJ CONF.
Average RPI Loss:	94	RECORD	PCT. RANK	GAMES	SCHEDULE	OF SCHEDULE	RPI	RPI	RPI	RPI
DIV. I ONLY	12- 10	145	6-4	242	207	191	191	16	16	
DIV. I NON-CONF.	6- 5	151	0	261	272	196	196	14	14	
TOTALS	RPI 1-25	RPI 26-50	W-L RECORDS	RPI 51-100	RPI 101-150	RPI 150+				
12- 10	0- 1	0- 1	OVERALL	0- 2	0- 4	12- 2				
6- 5	0- 0	0- 1	HOME	0- 0	0- 3	6- 1				
6- 5	0- 1	0- 0	AWAY	0- 2	0- 1	6- 1				
0- 0	0- 0	0- 0	NEUTRAL	0- 0	0- 0	0- 0				
6- 5	0- 1	0- 0	NON-CONFERENCE	0- 2	0- 1	6- 1				
3- 2	0- 0	0- 0	HOME	0- 0	0- 1	3- 1				
3- 3	0- 1	0- 0	AWAY	0- 2	0- 0	3- 0				
0- 0	0- 0	0- 0	NEUTRAL	0- 0	0- 0	0- 0				
6- 5	0- 0	0- 1	CONFERENCE	0- 0	0- 3	6- 1				
3- 3	0- 0	0- 1	HOME	0- 0	0- 2	3- 0				
3- 2	0- 0	0- 0	AWAY	0- 0	0- 1	3- 1				
0- 0	0- 0	0- 0	NEUTRAL	0- 0	0- 0	0- 0				

RPI S	Opponent	Score	RPI S	Opponent	Score	RPI S	Opponent	Score	RPI S	Opponent	Score
24	A Florida St.	41 75	29	H FGCU	68 81	63	A South Fla.	39 70	102	H North Florida	64 70
						73	A Colorado	44 66	105	A Liberty	76 85
									105	H Liberty	59 65
									126	H Bethune-Cookman	52 53
									154	H Norfolk St.	64 71
									156	A North Ala.	65 76
									156	H North Ala.	67 56
									217	A Kennesaw St.	93 83
									224	H Stetson	57 52
									268	A Lipscomb	73 64
									274	H Nicholls St.	72 55
									276	A Jacksonville St.	55 40
									295	H FIU	77 52
									323	A Mercer	87 83
									327	A NJIT	66 54
									327	H NJIT	88 67
									331	H USC Upstate	87 43
									343	A Florida A&M	88 54
LAST 10 Division I											
105	H Liberty	59 65	217	A Kennesaw St.	93 83						
327	A NJIT	66 54	102	H North Florida	64 70						
29	H FGCU	68 81	224	H Stetson	57 52						
156	H North Ala.	67 56	327	H NJIT	88 67						
268	A Lipscomb	73 64	105	A Liberty	76 85						

Non-Div I Games: Thomas (GA) 94 36 Johnson (FL) 114 35

Jacksonville

Loss, Non-Conf, S Site, H Home A Away N Neutral

Average RPI Win:	256	WON-LOST	WINNING	LAST 10	STRENGTH OF	OPP. STRENGTH	TEAM	ADJ.	CONF.	ADJ CONF.
Average RPI Loss:	176	RECORD	PCT. RANK	GAMES	SCHEDULE	OF SCHEDULE	RPI	RPI	RPI	RPI
DIV. I ONLY	9- 14	242	5-5	285	244	276	276	20	20	
DIV. I NON-CONF.	2- 7	288	0	323	231	337	337	24	24	
TOTALS	RPI 1-25	RPI 26-50	W-L RECORDS	RPI 51-100	RPI 101-150	RPI 150+				
9- 14	0- 0	0- 1	OVERALL	1- 2	0- 3	8- 8				
6- 3	0- 0	0- 0	HOME	1- 0	0- 0	5- 3				
3- 9	0- 0	0- 1	AWAY	0- 2	0- 3	3- 3				
0- 2	0- 0	0- 0	NEUTRAL	0- 0	0- 0	0- 2				
2- 7	0- 0	0- 1	NON-CONFERENCE	0- 0	0- 2	2- 4				
2- 1	0- 0	0- 0	HOME	0- 0	0- 0	2- 1				
0- 4	0- 0	0- 1	AWAY	0- 0	0- 2	0- 1				
0- 2	0- 0	0- 0	NEUTRAL	0- 0	0- 0	0- 2				
7- 7	0- 0	0- 0	CONFERENCE	1- 2	0- 1	6- 4				
4- 2	0- 0	0- 0	HOME	1- 0	0- 0	3- 2				
3- 5	0- 0	0- 0	AWAY	0- 2	0- 1	3- 2				
0- 0	0- 0	0- 0	NEUTRAL	0- 0	0- 0	0- 0				

RPI S	Opponent	Score	RPI S	Opponent	Score	RPI S	Opponent	Score	RPI S	Opponent	Score	Team's RPI: 276
49	A Troy	64 94	61	A Belmont	49 61	106	A Vanderbilt	66 88				
			61	H Belmont	60 41	120	A Auburn	53 62				
			65	A UT Martin	72 86	125	A Southeast Mo. St.	52 79				
						175	H Austin Peay	57 63				
						190	N Northern Ky.	63 66				
						191	H Jacksonville	40 55				
						198	A Tennessee Tech	66 50				
						226	A Eastern Ill.	52 55				
						238	H Murray St.	68 51				
						263	A Eastern Ky.	43 33				
						263	H Eastern Ky.	68 54				
						268	H Lipscomb	65 63				
						273	A Morehead St.	48 67				
						273	H Morehead St.	55 69				
						290	N Oakland	55 61				
						325	A Alabama St.	63 68				
						333	A SIUE	53 44				
						336	H Tennessee St.	70 48				
						343	H Florida A&M	72 67				
LAST 10 Division I												
61	A Belmont	49 61	336	H Tennessee St.	70 48							
198	A Tennessee Tech	66 50	273	H Morehead St.	55 69							
65	A UT Martin	72 86	263	H Eastern Ky.	68 54							
125	A Southeast Mo. St.	52 79	333	A SIUE	53 44							
61	H Belmont	60 41	226	A Eastern Ill.	52 55							

Non-Div I Games: Clark Atlanta 75 46 Fort Valley St. 87 65

Jacksonville St.

Loss, Non-Conf, S Site, H Home A Away N Neutral

Average RPI Win:	179	WON-LOST	WINNING	LAST 10	STRENGTH OF	OPP. STRENGTH	TEAM	ADJ.	CONF.	ADJ CONF.
Average RPI Loss:	71	RECORD	PCT. RANK	GAMES	SCHEDULE	OF SCHEDULE	RPI	RPI	RPI	RPI
DIV. I ONLY	18- 4	27	8-2	137	96	40	40	14	14	
DIV. I NON-CONF.	9- 2	37	0	93	16	31	31	13	13	
TOTALS	RPI 1-25	RPI 26-50	W-L RECORDS	RPI 51-100	RPI 101-150	RPI 150+				
18- 4	0- 1	1- 1	OVERALL	2- 1	5- 0	10- 1				
11- 1	0- 1	0- 0	HOME	1- 0	5- 0	5- 0				
6- 3	0- 0	0- 1	AWAY	1- 1	0- 0	5- 1				
1- 0	0- 0	1- 0	NEUTRAL	0- 0	0- 0	0- 0				
9- 2	0- 1	1- 1	NON-CONFERENCE	2- 0	2- 0	4- 0				
5- 1	0- 1	0- 0	HOME	1- 0	2- 0	2- 0				
3- 1	0- 0	0- 1	AWAY	1- 0	0- 0	2- 0				
1- 0	0- 0	1- 0	NEUTRAL	0- 0	0- 0	0- 0				
9- 2	0- 0	0- 0	CONFERENCE	0- 1	3- 0	6- 1				
6- 0	0- 0	0- 0	HOME	0- 0	3- 0	3- 0				
3- 2	0- 0	0- 0	AWAY	0- 1	0- 0	3- 1				
0- 0	0- 0	0- 0	NEUTRAL	0- 0	0- 0	0- 0				

RPI 1-25				RPI 26-50				Team's RPI: 40				RPI 51-100				RPI 101+			
RPI	S	Opponent	Score	RPI	S	Opponent	Score	RPI	S	Opponent	Score	RPI	S	Opponent	Score	RPI	S	Opponent	Score
3	H	Maryland	68 70	44	N	UCF	46 43	54	A	Drexel	48 70	105	H	Liberty	76 53				
				50	A	Virginia	49 55	57	H	St. John's (NY)	76 73	119	H	William & Mary	84 70				
								94	A	Villanova	56 52	132	H	Robert Morris	59 32				
												140	H	Northeastern	67 54				
												144	H	Elon	61 48				
												155	A	George Washington	69 50				
												178	A	Towson	75 76				
												178	H	Towson	81 39				
												181	A	Delaware	60 39				
												242	A	Georgetown	66 59				
												248	A	Col. of Charleston	87 53				
												248	H	Col. of Charleston	81 50				
												265	H	Longwood	93 53				
												271	H	Delaware St.	83 64				
												272	A	UNCW	66 58				
												321	H	Hofstra	92 50				
LAST 10 Division I																			
248	H	Col. of Charleston	81 50	321	H	Hofstra	92 50												
178	H	Towson	81 39	248	A	Col. of Charleston	87 53												
54	A	Drexel	48 70	272	A	UNCW	66 58												
181	A	Delaware	60 39	178	A	Towson	75 76												
140	H	Northeastern	67 54	144	H	Elon	61 48												

Non-Div I Games:

James Madison

Kansas

Through Games Of Feb. 15, 2020

Average RPI Win:	203	WON-LOST	WINNING	LAST 10	STRENGTH OF	OPP. STRENGTH	TEAM	ADJ.	CONF.	ADJ CONF.
Average RPI Loss:	49	RECORD	PCT. RANK	GAMES	SCHEDULE	OF SCHEDULE	RPI	RPI	RPI	RPI
DIV. I ONLY	13- 11	153	2-8	71	67	115	115	3	3	
DIV. I NON-CONF.	11- 0	1	0	309	226	59	59	4	4	
TOTALS	RPI 1-25	RPI 26-50	W-L RECORDS	RPI 51-100	RPI 101-150	RPI 150+				
13- 11	0- 4	1- 4	OVERALL	1- 1	2- 2	9- 0				
10- 5	0- 2	1- 1	HOME	0- 1	2- 1	7- 0				
2- 6	0- 2	0- 3	AWAY	1- 0	0- 1	1- 0				
1- 0	0- 0	0- 0	NEUTRAL	0- 0	0- 0	1- 0				
11- 0	0- 0	0- 0	NON-CONFERENCE	1- 0	1- 0	9- 0				
8- 0	0- 0	0- 0	HOME	0- 0	1- 0	7- 0				
2- 0	0- 0	0- 0	AWAY	1- 0	0- 0	1- 0				
1- 0	0- 0	0- 0	NEUTRAL	0- 0	0- 0	1- 0				
2- 11	0- 4	1- 4	CONFERENCE	0- 1	1- 2	0- 0				
2- 5	0- 2	1- 1	HOME	0- 1	1- 1	0- 0				
0- 6	0- 2	0- 3	AWAY	0- 0	0- 1	0- 0				
0- 0	0- 0	0- 0	NEUTRAL	0- 0	0- 0	0- 0				

RPI	S	Opponent	Score	RPI	S	Opponent	Score	RPI	S	Opponent	Score	RPI	S	Opponent	Score	Team's RPI: 115
6	A	Baylor	44 97	42	A	Texas	77 85	53	H	West Virginia	49 68	107	H	Kansas St.	61 69	
6	H	Baylor	47 90	42	H	Texas	82 67	95	A	Saint Louis	68 60	137	H	Florida	76 66	
21	A	TCU	59 73	43	A	Iowa St.	67 89					150	A	Texas Tech	72 89	
21	H	TCU	74 87	45	H	Oklahoma	82 94					150	H	Texas Tech	67 50	
				46	A	Oklahoma St.	49 67					157	H	Saint Mary's (CA)	86 81	
												167	N	Wright St.	74 63	
												192	A	Fla. Atlantic	90 60	
												234	H	UMass Lowell	79 44	
												259	H	Texas St.	68 48	
												277	H	Indiana St.	84 72	
												280	H	Wofford	83 64	
												310	H	Omaha	63 48	
												342	H	UIC	91 50	
LAST 10 Division I																
42	H	Texas	82 67	107	H	Kansas St.	61 69									
150	A	Texas Tech	72 89	43	A	Iowa St.	67 89									
21	H	TCU	74 87	42	A	Texas	77 85									
6	A	Baylor	44 97	150	H	Texas Tech	67 50									
45	H	Oklahoma	82 94	6	H	Baylor	47 90									

Non-Div I Games:

Kansas

Loss, Non-Conf, S Site, H Home A Away N Neutral

Average RPI Win:	200	WON-LOST	WINNING	LAST 10	STRENGTH OF	OPP. STRENGTH	TEAM	ADJ.	CONF.	ADJ CONF.
Average RPI Loss:	57	RECORD	PCT. RANK	GAMES	SCHEDULE	OF SCHEDULE	RPI	RPI	RPI	RPI
DIV. I ONLY	11- 11	176	5-5	47	70	107	107	3	3	
DIV. I NON-CONF.	6- 5	151	0	209	186	194	194	4	4	
TOTALS	RPI 1-25	RPI 26-50	W-L RECORDS	RPI 51-100	RPI 101-150	RPI 150+				
11- 11	0- 3	1- 4	OVERALL	1- 2	3- 1	6- 1				
7- 5	0- 1	1- 2	HOME	0- 1	1- 1	5- 0				
4- 4	0- 2	0- 2	AWAY	1- 0	2- 0	1- 0				
0- 2	0- 0	0- 0	NEUTRAL	0- 1	0- 0	0- 1				
6- 5	0- 1	0- 1	NON-CONFERENCE	0- 1	0- 1	6- 1				
5- 1	0- 0	0- 0	HOME	0- 0	0- 1	5- 0				
1- 2	0- 1	0- 1	AWAY	0- 0	0- 0	1- 0				
0- 2	0- 0	0- 0	NEUTRAL	0- 1	0- 0	0- 1				
5- 6	0- 2	1- 3	CONFERENCE	1- 1	3- 0	0- 0				
2- 4	0- 1	1- 2	HOME	0- 1	1- 0	0- 0				
3- 2	0- 1	0- 1	AWAY	1- 0	2- 0	0- 0				
0- 0	0- 0	0- 0	NEUTRAL	0- 0	0- 0	0- 0				

RPI	S	Opponent	Score	RPI	S	Opponent	Score	RPI	S	Opponent	Score	RPI	S	Opponent	Score	Team's RPI: 107
1	A	Oregon	51 89	36	A	Arkansas	72 81	53	A	West Virginia	56 55	108	H	UT Arlington	53 57	
6	H	Baylor	40 54	42	H	Texas	63 71	53	H	West Virginia	63 74	115	A	Kansas	69 61	
21	A	TCU	61 65	43	A	Iowa St.	59 73	91	N	Michigan St.	60 65	150	A	Texas Tech	76 72	
				45	H	Oklahoma	92 74					150	H	Texas Tech	84 70	
				46	H	Oklahoma St.	63 70					177	N	Memphis	68 72	
												213	H	Oral Roberts	109 69	
												222	A	UMKC	74 67	
												286	H	Incarnate Word	85 41	
												310	H	Omaha	73 48	
												318	H	UTRGV	79 66	
												342	H	UIC	84 40	
LAST 10 Division I																
53	A	West Virginia	56 55	45	H	Oklahoma	92 74									
6	H	Baylor	40 54	43	A	Iowa St.	59 73									
150	H	Texas Tech	84 70	42	H	Texas	63 71									
21	A	TCU	61 65	46	H	Oklahoma St.	63 70									
115	A	Kansas	69 61	150	A	Texas Tech	76 72									

Non-Div I Games:

Kansas St.

■ Loss,
■ Non-Conf,
■ S Site,
■ H Home
■ A Away
N Neutral

Average RPI Win:	260	WON-LOST	WINNING	LAST 10	STRENGTH OF	OPP. STRENGTH	TEAM	ADJ.	CONF.	ADJ CONF.
Average RPI Loss:	132	RECORD	PCT. RANK	GAMES	SCHEDULE	OF SCHEDULE	RPI	RPI	RPI	RPI
DIV. I ONLY	10- 11	198	5-5	286	151	217	217	16	16	
DIV. I NON-CONF.	5- 5	164	0	285	239	203	203	14	14	
TOTALS	RPI 1-25	RPI 26-50	W-L RECORDS	RPI 51-100	RPI 101-150	RPI 150+				
10- 11	0- 0	0- 1	OVERALL	0- 2	0- 5	10- 3				
4- 4	0- 0	0- 0	HOME	0- 1	0- 1	4- 2				
5- 7	0- 0	0- 1	AWAY	0- 1	0- 4	5- 1				
1- 0	0- 0	0- 0	NEUTRAL	0- 0	0- 0	1- 0				
5- 5	0- 0	0- 0	NON-CONFERENCE	0- 2	0- 2	5- 1				
2- 1	0- 0	0- 0	HOME	0- 1	0- 0	2- 0				
2- 4	0- 0	0- 0	AWAY	0- 1	0- 2	2- 1				
1- 0	0- 0	0- 0	NEUTRAL	0- 0	0- 0	1- 0				
5- 6	0- 0	0- 1	CONFERENCE	0- 0	0- 3	5- 2				
2- 3	0- 0	0- 0	HOME	0- 0	0- 1	2- 2				
3- 3	0- 0	0- 1	AWAY	0- 0	0- 2	3- 0				
0- 0	0- 0	0- 0	NEUTRAL	0- 0	0- 0	0- 0				

RPI 1-25				RPI 26-50				RPI 51-100				RPI 101+				Team's RPI: 217	
RPI	S	Opponent	Score	RPI	S	Opponent	Score	RPI	S	Opponent	Score	RPI	S	Opponent	Score		
				29	A	FGCU	63 80					102	A	North Florida	33 57		
												102	H	North Florida	55 64		
												105	A	Liberty	66 76		
												111	A	Duquesne	72 75		
												123	A	Campbell	51 63		
												156	H	North Ala.	59 56		
												164	H	Samford	60 55		
												191	H	Jacksonville	83 93		
												224	A	Stetson	70 67		
												224	H	Stetson	61 67		
												268	A	Lipscomb	74 66		
												268	H	Lipscomb	88 60		
												272	A	UNCW	58 56		
												291	A	Navy	62 82		
												299	N	UMBC	59 44		
												300	A	Ga. Southern	95 69		
												323	H	Mercer	92 64		
												327	A	NJIT	77 64		
LAST 10 Division I																	
				224	A	Stetson	70 67					191	H	Jacksonville	83 93		
				268	H	Lipscomb	88 60					29	A	FGCU	63 80		
				105	A	Liberty	66 76					327	A	NJIT	77 64		
				102	A	North Florida	33 57					268	A	Lipscomb	74 66		
				156	H	North Ala.	59 56					102	H	North Florida	55 64		

Non-Div I Games: Middle Ga. St. 88 49 Shorter 94 55

Kennesaw St.

Loss, Non-Conf, S Site, H Home A Away N Neutral

Average RPI Win:	198	WON-LOST	WINNING	LAST 10	STRENGTH OF	OPP. STRENGTH	TEAM	ADJ.	CONF.	ADJ CONF.
Average RPI Loss:	79	RECORD	PCT. RANK	GAMES	SCHEDULE	OF SCHEDULE	RPI	RPI	RPI	RPI
DIV. I ONLY	13- 9	117	7-3	106	109	104	104	10	10	
DIV. I NON-CONF.	6- 4	123	0	114	121	103	103	10	10	
TOTALS	RPI 1-25	RPI 26-50	W-L RECORDS	RPI 51-100	RPI 101-150	RPI 150+				
13- 9	0- 1	0- 4	OVERALL	1- 1	2- 1	10- 2				
6- 3	0- 1	0- 0	HOME	1- 0	1- 1	4- 1				
5- 4	0- 0	0- 2	AWAY	0- 1	1- 0	4- 1				
2- 2	0- 0	0- 2	NEUTRAL	0- 0	0- 0	2- 0				
6- 4	0- 1	0- 3	NON-CONFERENCE	0- 0	2- 0	4- 0				
2- 1	0- 1	0- 0	HOME	0- 0	1- 0	1- 0				
2- 1	0- 0	0- 1	AWAY	0- 0	1- 0	1- 0				
2- 2	0- 0	0- 2	NEUTRAL	0- 0	0- 0	2- 0				
7- 5	0- 0	0- 1	CONFERENCE	1- 1	0- 1	6- 2				
4- 2	0- 0	0- 0	HOME	1- 0	0- 1	3- 1				
3- 3	0- 0	0- 1	AWAY	0- 1	0- 0	3- 1				
0- 0	0- 0	0- 0	NEUTRAL	0- 0	0- 0	0- 0				

RPI 1-25				RPI 26-50				RPI 51-100				RPI 101+				Team's RPI: 104	
RPI	S	Opponent	Score	RPI	S	Opponent	Score	RPI	S	Opponent	Score	RPI	S	Opponent	Score		
25	H	Ohio St.	65 75	32	N	Michigan	53 88	58	A	Ball St.	62 66	111	A	Duquesne	77 75		
				34	A	Purdue	64 77	58	H	Ball St.	69 68	131	H	Buffalo	44 57		
				47	A	Ohio	57 63					132	H	Robert Morris	82 81		
				49	N	Troy	64 71					152	H	Western Mich.	75 63		
												159	A	Toledo	60 69		
												159	H	Toledo	87 68		
												173	H	Eastern Mich.	69 74		
												179	A	Northern Ill.	79 71		
												187	A	Akron	60 55		
												189	A	Miami (OH)	78 75		
												232	A	Youngstown St.	82 73		
												255	H	Bowling Green	61 47		
												289	H	St. Bonaventure	81 58		
												300	N	Ga. Southern	62 48		
												329	N	Purdue Fort Wayne	75 67		
LAST 10 Division I																	
				159	H	Toledo	87 68	58	H	Ball St.	69 68						
				187	A	Akron	60 55	131	H	Buffalo	44 57						
				47	A	Ohio	57 63	189	A	Miami (OH)	78 75						
				255	H	Bowling Green	61 47	179	A	Northern Ill.	79 71						
				159	A	Toledo	60 69	152	H	Western Mich.	75 63						

Non-Div I Games: Hiram

92 36

Kent St.

Kentucky

Through Games Of Feb. 15, 2020

Average RPI Win:	141	WON-LOST	WINNING	LAST 10	STRENGTH OF	OPP. STRENGTH	TEAM	ADJ.	CONF.	ADJ CONF.
Average RPI Loss:	40	RECORD	PCT. RANK	GAMES	SCHEDULE	OF SCHEDULE	RPI	RPI	RPI	RPI
DIV. I ONLY	18- 5	34	7-3	50	45	26	26	4	4	
DIV. I NON-CONF.	11- 1	13	0	163	101	46	46	5	5	
TOTALS	RPI 1-25	RPI 26-50	W-L RECORDS	RPI 51-100	RPI 101-150	RPI 150+				
18- 5	1- 3	2- 1	OVERALL	4- 0	4- 1	7- 0				
12- 2	1- 1	1- 0	HOME	2- 0	1- 1	7- 0				
6- 3	0- 2	1- 1	AWAY	2- 0	3- 0	0- 0				
0- 0	0- 0	0- 0	NEUTRAL	0- 0	0- 0	0- 0				
11- 1	0- 1	1- 0	NON-CONFERENCE	2- 0	1- 0	7- 0				
8- 1	0- 1	0- 0	HOME	1- 0	0- 0	7- 0				
3- 0	0- 0	1- 0	AWAY	1- 0	1- 0	0- 0				
0- 0	0- 0	0- 0	NEUTRAL	0- 0	0- 0	0- 0				
7- 4	1- 2	1- 1	CONFERENCE	2- 0	3- 1	0- 0				
4- 1	1- 0	1- 0	HOME	1- 0	1- 1	0- 0				
3- 3	0- 2	0- 1	AWAY	1- 0	2- 0	0- 0				
0- 0	0- 0	0- 0	NEUTRAL	0- 0	0- 0	0- 0				

RPI 1-25				RPI 26-50				Team's RPI: 26	RPI 51-100				RPI 101+			
RPI	S	Opponent	Score	RPI	S	Opponent	Score		RPI	S	Opponent	Score	RPI	S	Opponent	Score
2	A	South Carolina	72 99	36	A	Arkansas	85 103		56	A	Middle Tenn.	67 52	120	H	Auburn	68 61
4	H	Louisville	66 67	48	H	Tennessee	80 76		70	H	Charlotte	86 39	130	A	Missouri	62 47
16	H	Texas A&M	76 54	50	A	Virginia	50 47		76	A	Alabama	81 71	137	A	Florida	65 45
22	A	LSU	59 65						76	H	Alabama	66 62	137	H	Florida	62 70
													141	A	California	63 61
													164	H	Samford	79 49
													175	H	Austin Peay	81 52
													183	H	Mt. St. Mary's	67 44
													224	H	Stetson	67 48
													261	H	Winthrop	91 36
													273	H	Morehead St.	79 54
													346	H	Grambling	81 35
LAST 10 Division I																
				36	A	Arkansas	85 103		22	A	LSU	59 65				
				76	H	Alabama	66 62		16	H	Texas A&M	76 54				
				137	H	Florida	62 70		137	A	Florida	65 45				
				130	A	Missouri	62 47		76	A	Alabama	81 71				
				120	H	Auburn	68 61		48	H	Tennessee	80 76				

Non-Div I Games:

Kentucky

■ Loss,
 ■ Non-Conf, S Site,
 ■ Home
 ■ Away
 N Neutral

Average RPI Win:	287	WON-LOST	WINNING	LAST 10	STRENGTH OF	OPP. STRENGTH	TEAM	ADJ.	CONF.	ADJ CONF.
Average RPI Loss:	236	RECORD	PCT. RANK	GAMES	SCHEDULE	OF SCHEDULE	RPI	RPI	RPI	RPI
DIV. I ONLY	5- 18	314	4-6	295	350	339	339	30	30	
DIV. I NON-CONF.	1- 10	329	0	269	350	345	345	30	30	
TOTALS	RPI 1-25	RPI 26-50	W-L RECORDS	RPI 51-100	RPI 101-150	RPI 150+				
5- 18	0- 0	0- 0	OVERALL	0- 1	0- 1	5- 16				
4- 10	0- 0	0- 0	HOME	0- 1	0- 1	4- 8				
1- 8	0- 0	0- 0	AWAY	0- 0	0- 0	1- 8				
0- 0	0- 0	0- 0	NEUTRAL	0- 0	0- 0	0- 0				
1- 10	0- 0	0- 0	NON-CONFERENCE	0- 1	0- 0	1- 9				
1- 6	0- 0	0- 0	HOME	0- 1	0- 0	1- 5				
0- 4	0- 0	0- 0	AWAY	0- 0	0- 0	0- 4				
0- 0	0- 0	0- 0	NEUTRAL	0- 0	0- 0	0- 0				
4- 8	0- 0	0- 0	CONFERENCE	0- 0	0- 1	4- 7				
3- 4	0- 0	0- 0	HOME	0- 0	0- 1	3- 3				
1- 4	0- 0	0- 0	AWAY	0- 0	0- 0	1- 4				
0- 0	0- 0	0- 0	NEUTRAL	0- 0	0- 0	0- 0				

RPI 1-25				RPI 26-50				RPI 51-100				RPI 101+ Team's RPI: 339			
RPI	S	Opponent	Score	RPI	S	Opponent	Score	RPI	S	Opponent	Score	RPI	S	Opponent	Score
								66	H	Stony Brook	49 80	132	H	Robert Morris	59 70
												172	A	Rhode Island	56 79
												183	A	Mt. St. Mary's	57 75
												183	H	Mt. St. Mary's	57 77
												185	A	Lafayette	60 65
												197	A	Merrimack	68 60
												197	H	Merrimack	63 66
												203	H	Cleveland St.	49 79
												234	A	UMass Lowell	56 65
												236	H	Fairfield	51 53
												250	H	Saint Francis (PA)	71 53
												283	A	Wagner	61 63
												293	H	Vermont	62 73
												301	A	Army West Point	60 67
												308	A	St. Francis Brooklyn	63 88
												308	H	St. Francis Brooklyn	54 71
												313	H	N.C. Central	59 61
												315	A	Bryant	53 57
												321	H	Hofstra	85 46
												322	H	Fairleigh Dickinson	68 63
												332	H	Saint Peter's	74 89
												345	H	Central Conn. St.	63 61
LAST 10 Division I															
308	H	St. Francis Brooklyn	54 71	132	H	Robert Morris	59 70								
183	H	Mt. St. Mary's	57 77	283	A	Wagner	61 63								
197	H	Merrimack	63 66	315	A	Bryant	53 57								
197	A	Merrimack	68 60		H	Central Conn. St.	63 61								
250	H	Saint Francis (PA)	71 53	322	H	Fairleigh Dickinson	68 63								

Non-Div I Games:

LIU Brooklyn

■ Loss,
 ■ Non-Conf,
 ■ S Site,
 ■ H Home
 ■ A Away
 N Neutral

Average RPI Win:	213	WON-LOST	WINNING	LAST 10	STRENGTH OF	OPP. STRENGTH	TEAM	ADJ.	CONF.	ADJ CONF.
Average RPI Loss:	155	RECORD	PCT. RANK	GAMES	SCHEDULE	OF SCHEDULE	RPI	RPI	RPI	RPI
DIV. I ONLY	6- 20	313	3-7	199	129	292	292	11	11	
DIV. I NON-CONF.	3- 9	279	0	213	224	281	281	11	11	
TOTALS	RPI 1-25	RPI 26-50	W-L RECORDS	RPI 51-100	RPI 101-150	RPI 150+				
6- 20	0- 2	0- 0	OVERALL	0- 3	0- 5	6- 10				
3- 9	0- 0	0- 0	HOME	0- 2	0- 2	3- 5				
3- 9	0- 2	0- 0	AWAY	0- 0	0- 2	3- 5				
0- 2	0- 0	0- 0	NEUTRAL	0- 1	0- 1	0- 0				
3- 9	0- 1	0- 0	NON-CONFERENCE	0- 2	0- 1	3- 5				
1- 4	0- 0	0- 0	HOME	0- 1	0- 0	1- 3				
2- 3	0- 1	0- 0	AWAY	0- 0	0- 0	2- 2				
0- 2	0- 0	0- 0	NEUTRAL	0- 1	0- 1	0- 0				
3- 11	0- 1	0- 0	CONFERENCE	0- 1	0- 4	3- 5				
2- 5	0- 0	0- 0	HOME	0- 1	0- 2	2- 2				
1- 6	0- 1	0- 0	AWAY	0- 0	0- 2	1- 3				
0- 0	0- 0	0- 0	NEUTRAL	0- 0	0- 0	0- 0				

RPI 1-25				RPI 26-50				RPI 51-100				RPI 101+ Team's RPI: 292			
RPI	S	Opponent	Score	RPI	S	Opponent	Score	RPI	S	Opponent	Score	RPI	S	Opponent	Score
10	A	UCLA	52 74					55	H	Yale	65 81	108	H	San Diego	59 67
13	A	Gonzaga	52 78					58	N	Ball St.	72 77	117	A	Pacific	67 76
								69	H	BYU	44 59	117	H	Pacific	70 87
												143	A	Portland	49 74
												148	N	Providence	45 48
												157	A	Saint Mary's (CA)	70 86
												157	H	Saint Mary's (CA)	61 70
												176	H	Hawaii	65 51
												188	A	Pepperdine	84 77
												188	H	Pepperdine	66 77
												200	A	New Mexico	73 72
												204	A	Santa Clara	60 76
												204	H	Santa Clara	75 59
												230	H	Cal St. Fullerton	74 79
												235	A	San Francisco	68 70
												235	H	San Francisco	76 69
												242	H	Georgetown	53 64
												246	A	Tulsa	56 75
												275	A	Long Beach St.	70 57
												296	H	CSUN	54 56
												302	A	UC Irvine	65 80
LAST 10 Division I															
188	H	Pepperdine	66 77	13	A	Gonzaga	52 78								
235	A	San Francisco	68 70	143	A	Portland	49 74								
204	A	Santa Clara	60 76	188	A	Pepperdine	84 77								
117	H	Pacific	70 87	204	H	Santa Clara	75 59								
157	H	Saint Mary's (CA)	61 70	235	H	San Francisco	76 69								

Non-Div I Games: Cal St. San B'dino 94 46

LMU (CA)

■ Loss,
 ■ Non-Conf, S Site,
 ■ Home
 ■ Away
 N Neutral

Average RPI Win:	136	WON-LOST	WINNING	LAST 10	STRENGTH OF	OPP. STRENGTH	TEAM	ADJ.	CONF.	ADJ CONF.
Average RPI Loss:	51	RECORD	PCT. RANK	GAMES	SCHEDULE	OF SCHEDULE	RPI	RPI	RPI	RPI
DIV. I ONLY	18- 5	34	7-3	48	38	22	22	4	4	
DIV. I NON-CONF.	10- 2	29	0	118	80	44	44	5	5	
TOTALS	RPI 1-25	RPI 26-50	W-L RECORDS	RPI 51-100	RPI 101-150	RPI 150+				
18- 5	2- 2	3- 2	OVERALL	3- 0	3- 1	7- 0				
11- 1	1- 1	2- 0	HOME	2- 0	1- 0	5- 0				
5- 4	1- 1	1- 2	AWAY	0- 0	2- 1	1- 0				
2- 0	0- 0	0- 0	NEUTRAL	1- 0	0- 0	1- 0				
10- 2	0- 1	1- 1	NON-CONFERENCE	2- 0	1- 0	6- 0				
5- 1	0- 1	0- 0	HOME	1- 0	0- 0	4- 0				
3- 1	0- 0	1- 1	AWAY	0- 0	1- 0	1- 0				
2- 0	0- 0	0- 0	NEUTRAL	1- 0	0- 0	1- 0				
8- 3	2- 1	2- 1	CONFERENCE	1- 0	2- 1	1- 0				
6- 0	1- 0	2- 0	HOME	1- 0	1- 0	1- 0				
2- 3	1- 1	0- 1	AWAY	0- 0	1- 1	0- 0				
0- 0	0- 0	0- 0	NEUTRAL	0- 0	0- 0	0- 0				

RPI 1-25				Team's RPI: 22				RPI 26-50				RPI 51-100				RPI 101+			
RPI	S	Opponent	Score		RPI	S	Opponent	Score		RPI	S	Opponent	Score		RPI	S	Opponent	Score	
9	A	Mississippi St.	60	64	26	H	Kentucky	65	59	51	H	Rutgers	64	58	130	A	Missouri	65	69
16	A	Texas A&M	57	54	29	A	FGCU	74	63	76	H	Alabama	71	60	130	H	Missouri	66	58
16	H	Texas A&M	59	58	45	A	Oklahoma	68	90	91	N	Michigan St.	58	56	137	A	Florida	77	68
24	H	Florida St.	62	70	48	A	Tennessee	58	63						149	A	Tulane	59	54
					48	H	Tennessee	75	65						153	H	New Orleans	83	49
															177	N	Memphis	89	58
															208	A	Little Rock	65	50
															237	H	Southeastern La.	62	52
															274	H	Nicholls St.	63	32
															282	H	Ole Miss	52	44
															343	H	Florida A&M	73	45
LAST 10 Division I																			
48	H	Tennessee	75	65	26	H	Kentucky	65	59										
130	H	Missouri	66	58	9	A	Mississippi St.	60	64										
16	H	Texas A&M	59	58	282	H	Ole Miss	52	44										
137	A	Florida	77	68	16	A	Texas A&M	57	54										
48	A	Tennessee	58	63	130	A	Missouri	65	69										

Non-Div I Games:

LSU

Average RPI Win:	227	WON-LOST	WINNING	LAST 10	STRENGTH OF	OPP. STRENGTH	TEAM	ADJ.	CONF.	ADJ CONF.
Average RPI Loss:	110	RECORD	PCT. RANK	GAMES	SCHEDULE	OF SCHEDULE	RPI	RPI	RPI	RPI
DIV. I ONLY	11- 14	210	5-5	131	148	180	180	12	12	
DIV. I NON-CONF.	6- 7	182	0	110	260	161	161	12	12	
TOTALS	RPI 1-25	RPI 26-50	W-L RECORDS	RPI 51-100	RPI 101-150	RPI 150+				
11- 14	0- 0	0- 0	OVERALL	0- 8	1- 5	10- 1				
5- 7	0- 0	0- 0	HOME	0- 5	1- 2	4- 0				
5- 7	0- 0	0- 0	AWAY	0- 3	0- 3	5- 1				
1- 0	0- 0	0- 0	NEUTRAL	0- 0	0- 0	1- 0				
6- 7	0- 0	0- 0	NON-CONFERENCE	0- 5	1- 1	5- 1				
2- 4	0- 0	0- 0	HOME	0- 3	1- 1	1- 0				
3- 3	0- 0	0- 0	AWAY	0- 2	0- 0	3- 1				
1- 0	0- 0	0- 0	NEUTRAL	0- 0	0- 0	1- 0				
5- 7	0- 0	0- 0	CONFERENCE	0- 3	0- 4	5- 0				
3- 3	0- 0	0- 0	HOME	0- 2	0- 1	3- 0				
2- 4	0- 0	0- 0	AWAY	0- 1	0- 3	2- 0				
0- 0	0- 0	0- 0	NEUTRAL	0- 0	0- 0	0- 0				

RPI 1-25				RPI 26-50				RPI 51-100				RPI 101+				Team's RPI: 180	
RPI	S	Opponent	Score	RPI	S	Opponent	Score	RPI	S	Opponent	Score	RPI	S	Opponent	Score		
								54	A	Drexel	31 69	101	H	Harvard	75 69		
								59	H	Dayton	58 98	110	A	Richmond	61 63		
								64	H	Penn	49 65	110	H	Richmond	61 67		
								79	H	Temple	69 72	111	A	Duquesne	56 82		
								93	A	Fordham	45 62	132	H	Robert Morris	68 71		
								94	H	Villanova	69 77	147	A	Massachusetts	62 76		
								95	H	Saint Louis	61 77	154	A	Norfolk St.	55 52		
								96	A	Rider	43 70	155	A	George Washington	61 54		
												211	A	Penn St.	69 67		
												229	A	Saint Joseph's	59 53		
												229	H	Saint Joseph's	67 59		
												231	H	George Mason	77 65		
												257	A	Howard	78 62		
												289	H	St. Bonaventure	67 61		
												291	A	Navy	46 61		
												299	N	UMBC	74 58		
												340	H	Coppin St.	79 46		
LAST 10 Division I																	
229	A	Saint Joseph's	59 53	229	H	Saint Joseph's	67 59										
155	A	George Washington	61 54	110	A	Richmond	61 63										
110	H	Richmond	61 67	289	H	St. Bonaventure	67 61										
93	A	Fordham	45 62	147	A	Massachusetts	62 76										
231	H	George Mason	77 65	111	A	Duquesne	56 82										

Non-Div I Games:

La Salle

■ Loss,
■ Non-Conf,
■ S Site,
■ H Home
■ A Away
N Neutral

Average RPI Win:	316	WON-LOST	WINNING	LAST 10	STRENGTH OF	OPP. STRENGTH	TEAM	ADJ.	CONF.	ADJ CONF.
Average RPI Loss:	230	RECORD	PCT. RANK	GAMES	SCHEDULE	OF SCHEDULE	RPI	RPI	RPI	RPI
DIV. I ONLY	3- 21	333	1-9	344	314	350	350	21	21	
DIV. I NON-CONF.	2- 9	304	0	348	343	351	351	19	19	
TOTALS	RPI 1-25	RPI 26-50	W-L RECORDS	RPI 51-100	RPI 101-150	RPI 150+				
3- 21	0- 0	0- 2	OVERALL	0- 0	0- 2	3- 17				
2- 9	0- 0	0- 1	HOME	0- 0	0- 0	2- 8				
1- 12	0- 0	0- 1	AWAY	0- 0	0- 2	1- 9				
0- 0	0- 0	0- 0	NEUTRAL	0- 0	0- 0	0- 0				
2- 9	0- 0	0- 0	NON-CONFERENCE	0- 0	0- 1	2- 8				
2- 3	0- 0	0- 0	HOME	0- 0	0- 0	2- 3				
0- 6	0- 0	0- 0	AWAY	0- 0	0- 1	0- 5				
0- 0	0- 0	0- 0	NEUTRAL	0- 0	0- 0	0- 0				
1- 12	0- 0	0- 2	CONFERENCE	0- 0	0- 1	1- 9				
0- 6	0- 0	0- 1	HOME	0- 0	0- 0	0- 5				
1- 6	0- 0	0- 1	AWAY	0- 0	0- 1	1- 4				
0- 0	0- 0	0- 0	NEUTRAL	0- 0	0- 0	0- 0				

RPI 1-25				RPI 26-50				RPI 51-100				RPI 101+				Team's RPI: 350	
RPI	S	Opponent	Score	RPI	S	Opponent	Score	RPI	S	Opponent	Score	RPI	S	Opponent	Score		
				49	A	Troy	65 77					108	A	UT Arlington	34 72		
				49	H	Troy	65 72					150	A	Texas Tech	38 83		
												198	A	Tennessee Tech	68 75		
												202	A	Louisiana	55 68		
												206	H	Southern Miss.	42 57		
												208	H	Little Rock	50 70		
												237	H	Southeastern La.	52 65		
												239	A	South Alabama	63 72		
												239	H	South Alabama	39 73		
												253	A	North Texas	51 63		
												258	H	Arkansas St.	53 54		
												259	A	Texas St.	58 55		
												274	A	Nicholls St.	59 74		
												282	A	Ole Miss	42 66		
												300	A	Ga. Southern	47 64		
												300	H	Ga. Southern	66 72		
												309	A	Georgia St.	52 68		
												309	H	Georgia St.	43 52		
												319	H	Houston Baptist	65 72		
												337	H	Northwestern St.	63 54		
												341	A	McNeese	69 72		
												351	H	Mississippi Val.	74 66		
LAST 10 Division I																	
				309	H	Georgia St.	43 52			202	A	Louisiana	55 68				
				300	H	Ga. Southern	66 72			208	H	Little Rock	50 70				
				239	H	South Alabama	39 73			108	A	UT Arlington	34 72				
				49	A	Troy	65 77			259	A	Texas St.	58 55				
				258	H	Arkansas St.	53 54			239	A	South Alabama	63 72				

Non-Div I Games:

La.-Monroe

■ Loss,
 ■ Non-Conf,
 ■ S Site,
 ■ H Home
 ■ A Away
 N Neutral

Average RPI Win:	242	WON-LOST	WINNING	LAST 10	STRENGTH OF	OPP. STRENGTH	TEAM	ADJ.	CONF.	ADJ CONF.
Average RPI Loss:	138	RECORD	PCT. RANK	GAMES	SCHEDULE	OF SCHEDULE	RPI	RPI	RPI	RPI
DIV. I ONLY	12- 11	165	7-3	191	235	185	185	15	15	
DIV. I NON-CONF.	4- 6	212	0	271	316	270	270	16	16	
TOTALS	RPI 1-25	RPI 26-50	W-L RECORDS	RPI 51-100	RPI 101-150	RPI 150+				
12- 11	0- 0	0- 0	OVERALL	0- 3	3- 5	9- 3				
9- 3	0- 0	0- 0	HOME	0- 0	3- 2	6- 1				
3- 8	0- 0	0- 0	AWAY	0- 3	0- 3	3- 2				
0- 0	0- 0	0- 0	NEUTRAL	0- 0	0- 0	0- 0				
4- 6	0- 0	0- 0	NON-CONFERENCE	0- 2	0- 1	4- 3				
3- 2	0- 0	0- 0	HOME	0- 0	0- 1	3- 1				
1- 4	0- 0	0- 0	AWAY	0- 2	0- 0	1- 2				
0- 0	0- 0	0- 0	NEUTRAL	0- 0	0- 0	0- 0				
8- 5	0- 0	0- 0	CONFERENCE	0- 1	3- 4	5- 0				
6- 1	0- 0	0- 0	HOME	0- 0	3- 1	3- 0				
2- 4	0- 0	0- 0	AWAY	0- 1	0- 3	2- 0				
0- 0	0- 0	0- 0	NEUTRAL	0- 0	0- 0	0- 0				

RPI 1-25			RPI 26-50			RPI 51-100			RPI 101+			Team's RPI: 185
RPI	S	Opponent	Score	RPI	S	Opponent	Score	RPI	S	Opponent	Score	
								57	A	St. John's (NY)	44	76
								68	A	Seton Hall	50	74
								77	A	Bucknell	36	50

Non-Div I Games:

Lafayette

■ Loss,
 ■ Non-Conf,
 ■ S Site,
 ■ H Home
 ■ A Away
 N Neutral

Average RPI Win:	269	WON-LOST	WINNING	LAST 10	STRENGTH OF	OPP. STRENGTH	TEAM	ADJ.	CONF.	ADJ CONF.
Average RPI Loss:	161	RECORD	PCT. RANK	GAMES	SCHEDULE	OF SCHEDULE	RPI	RPI	RPI	RPI
DIV. I ONLY	7- 15	277	2-8	204	249	267	267	23	23	
DIV. I NON-CONF.	2- 5	259	0	30	83	156	156	23	23	
TOTALS	RPI 1-25	RPI 26-50	W-L RECORDS	RPI 51-100	RPI 101-150	RPI 150+				
7- 15	0- 2	0- 1	OVERALL	0- 2	1- 2	6- 8				
3- 6	0- 0	0- 0	HOME	0- 1	0- 1	3- 4				
3- 9	0- 2	0- 1	AWAY	0- 1	0- 1	3- 4				
1- 0	0- 0	0- 0	NEUTRAL	0- 0	1- 0	0- 0				
2- 5	0- 2	0- 1	NON-CONFERENCE	0- 0	1- 0	1- 2				
1- 1	0- 0	0- 0	HOME	0- 0	0- 0	1- 1				
0- 4	0- 2	0- 1	AWAY	0- 0	0- 0	0- 1				
1- 0	0- 0	0- 0	NEUTRAL	0- 0	1- 0	0- 0				
5- 10	0- 0	0- 0	CONFERENCE	0- 2	0- 2	5- 6				
2- 5	0- 0	0- 0	HOME	0- 1	0- 1	2- 3				
3- 5	0- 0	0- 0	AWAY	0- 1	0- 1	3- 3				
0- 0	0- 0	0- 0	NEUTRAL	0- 0	0- 0	0- 0				

RPI 1-25				RPI 26-50				RPI 51-100				RPI 101+ Team's RPI: 267			
RPI	S	Opponent	Score	RPI	S	Opponent	Score	RPI	S	Opponent	Score	RPI	S	Opponent	Score
6	A	Baylor	28 90	46	A	Oklahoma St.	53 74	89	H	SFA	53 54	122	N	Idaho	47 44
16	A	NC State	40 81					98	A	A&M-Corpus Christi	39 49	124	A	Abilene Christian	72 78
												124	H	Abilene Christian	49 75
												151	A	Sam Houston St.	47 68
												153	H	New Orleans	57 62
												202	H	Louisiana	63 74
												219	A	Central Ark.	29 53
												237	A	Southeastern La.	65 57
												256	H	Denver	71 59
												274	A	Nicholls St.	84 78
												274	H	Nicholls St.	60 62
												286	H	Incarnate Word	48 67
												312	A	Cal Poly	56 57
												319	A	Houston Baptist	59 72
												319	H	Houston Baptist	60 53
												337	H	Northwestern St.	61 58
												341	A	McNeese	87 69
LAST 10 Division I															
319	A	Houston Baptist	59 72	89	H	SFA	53 54								
274	H	Nicholls St.	60 62	286	H	Incarnate Word	48 67								
124	H	Abilene Christian	49 75	98	A	A&M-Corpus Christi	39 49								
219	A	Central Ark.	29 53	151	A	Sam Houston St.	47 68								
341	A	McNeese	87 69	319	H	Houston Baptist	60 53								

Non-Div I Games: Howard Payne 96 36 LeTourneau 90 38

Lamar University

Loss, Non-Conf, S Site, H Home A Away N Neutral

Average RPI Win: 234	WON-LOST	WINNING	LAST 10	STRENGTH OF	OPP. STRENGTH	TEAM	ADJ.	CONF.	ADJ CONF.
Average RPI Loss: 113	RECORD	PCT. RANK	GAMES	SCHEDULE	OF SCHEDULE	RPI	RPI	RPI	RPI
DIV. I ONLY	15- 8	78	5-5	219	191	129	129	15	15
DIV. I NON-CONF.	7- 3	80	0	139	270	73	73	16	16
TOTALS	RPI 1-25	RPI 26-50	W-L RECORDS	RPI 51-100	RPI 101-150	RPI 150+			
15- 8	0- 0	0- 0	OVERALL	1- 4	1- 2	13- 2			
7- 3	0- 0	0- 0	HOME	1- 1	1- 1	5- 1			
8- 3	0- 0	0- 0	AWAY	0- 1	0- 1	8- 1			
0- 2	0- 0	0- 0	NEUTRAL	0- 2	0- 0	0- 0			
7- 3	0- 0	0- 0	NON-CONFERENCE	1- 3	0- 0	6- 0			
3- 0	0- 0	0- 0	HOME	1- 0	0- 0	2- 0			
4- 1	0- 0	0- 0	AWAY	0- 1	0- 0	4- 0			
0- 2	0- 0	0- 0	NEUTRAL	0- 2	0- 0	0- 0			
8- 5	0- 0	0- 0	CONFERENCE	0- 1	1- 2	7- 2			
4- 3	0- 0	0- 0	HOME	0- 1	1- 1	3- 1			
4- 2	0- 0	0- 0	AWAY	0- 0	0- 1	4- 1			
0- 0	0- 0	0- 0	NEUTRAL	0- 0	0- 0	0- 0			

RPI S	Opponent	Score	RPI S	Opponent	Score	RPI S	Opponent	Score	RPI S	Opponent	Score	Team's RPI: 129
						58 N	Ball St.	52 54	113 A	Holy Cross	62 65	
						62 A	Minnesota	49 77	113 H	Holy Cross	57 74	
						68 H	Seton Hall	75 68	134 H	Boston U.	51 34	
						77 H	Bucknell	50 71	155 H	George Washington	59 53	
						93 N	Fordham	57 59	183 A	Mt. St. Mary's	66 65	
									185 A	Lafayette	53 61	
									185 H	Lafayette	73 66	
									197 A	Merrimack	72 68	
									205 A	American	64 63	
									205 H	American	56 64	
									247 A	Loyola Maryland	55 53	
									271 A	Delaware St.	68 38	
									291 A	Navy	60 53	
									291 H	Navy	70 40	
									301 A	Army West Point	94 65	
									301 H	Army West Point	89 72	
									332 A	Saint Peter's	80 71	
									345 H	Central Conn. St.	70 51	
LAST 10 Division I												
301 H	Army West Point	89 72	185 A	Lafayette	53 61							
113 A	Holy Cross	62 65	113 H	Holy Cross	57 74							
185 H	Lafayette	73 66	77 H	Bucknell	50 71							
301 A	Army West Point	94 65	291 A	Navy	60 53							
205 H	American	56 64	205 A	American	64 63							

Non-Div I Games: Bloomsburg 91 43

Lehigh

■ Loss,
 ■ Non-Conf,
 ■ S Site,
 ■ H Home
 ■ A Away
 N Neutral

Liberty

Through Games Of Feb. 15, 2020

Average RPI Win: 214	WON-LOST	WINNING	LAST 10	STRENGTH OF	OPP. STRENGTH	TEAM	ADJ.	CONF.	ADJ CONF.
Average RPI Loss: 108	RECORD	PCT. RANK	GAMES	SCHEDULE	OF SCHEDULE	RPI	RPI	RPI	RPI
DIV. I ONLY	14- 11	142	6-4	84	185	105	105	16	16
DIV. I NON-CONF.	7- 6	161	0	69	169	97	97	14	14
TOTALS	RPI 1-25	RPI 26-50	W-L RECORDS	RPI 51-100	RPI 101-150	RPI 150+			
14- 11	0- 1	1- 4	OVERALL	0- 0	1- 2	12- 4			
5- 5	0- 0	0- 1	HOME	0- 0	0- 1	5- 3			
7- 5	0- 0	0- 3	AWAY	0- 0	1- 1	6- 1			
2- 1	0- 1	1- 0	NEUTRAL	0- 0	0- 0	1- 0			
7- 6	0- 1	1- 2	NON-CONFERENCE	0- 0	1- 1	5- 2			
1- 3	0- 0	0- 0	HOME	0- 0	0- 1	1- 2			
4- 2	0- 0	0- 2	AWAY	0- 0	1- 0	3- 0			
2- 1	0- 1	1- 0	NEUTRAL	0- 0	0- 0	1- 0			
7- 5	0- 0	0- 2	CONFERENCE	0- 0	0- 1	7- 2			
4- 2	0- 0	0- 1	HOME	0- 0	0- 0	4- 1			
3- 3	0- 0	0- 1	AWAY	0- 0	0- 1	3- 1			
0- 0	0- 0	0- 0	NEUTRAL	0- 0	0- 0	0- 0			

RPI 1-25			RPI 26-50			RPI 51-100			RPI 101+ Team's RPI: 105		
RPI	S	Opponent	Score	RPI	S	Opponent	Score	RPI	S	Opponent	Score
15	N	Oregon St.	55 68	29	A	FGCU	57 64	102	A	North Florida	50 65
				29	H	FGCU	65 74	142	A	Hampton	83 59
				30	A	Virginia Tech	69 73	145	H	UNC Greensboro	53 58
				38	N	Bradley	75 63	154	A	Norfolk St.	67 48
				40	A	James Madison	53 76	156	A	North Ala.	75 86
								156	H	North Ala.	71 76
								189	N	Miami (OH)	65 53
								191	A	Jacksonville	65 59
								191	H	Jacksonville	85 76
								196	H	Chattanooga	54 71
								217	H	Kennesaw St.	76 66
								222	A	UMKC	68 44
								224	A	Stetson	57 48
								250	A	Saint Francis (PA)	71 52
								254	H	East Carolina	81 66
								268	H	Lipscomb	64 60
								285	H	ETSU	62 63
								327	A	NJIT	67 53
								327	H	NJIT	66 48
LAST 10 Division I											
327	H	NJIT	66 48	102	A	North Florida	50 65				
191	A	Jacksonville	65 59	224	A	Stetson	57 48				
156	A	North Ala.	75 86	268	H	Lipscomb	64 60				
217	H	Kennesaw St.	76 66	156	H	North Ala.	71 76				
29	H	FGCU	65 74	191	H	Jacksonville	85 76				

Non-Div I Games:

Liberty

Loss, Non-Conf, S Site, H Home A Away N Neutral

Average RPI Win:	269	WON-LOST	WINNING	LAST 10	STRENGTH OF	OPP. STRENGTH	TEAM	ADJ.	CONF.	ADJ CONF.
Average RPI Loss:	138	RECORD	PCT. RANK	GAMES	SCHEDULE	OF SCHEDULE	RPI	RPI	RPI	RPI
DIV. I ONLY	4- 20	322	1-9	72	251	268	268	16	16	
DIV. I NON-CONF.	2- 10	313	0	57	305	250	250	14	14	
TOTALS	RPI 1-25	RPI 26-50	W-L RECORDS	RPI 51-100	RPI 101-150	RPI 150+				
4- 20	0- 0	0- 2	OVERALL	0- 6	0- 2	4- 10				
1- 9	0- 0	0- 1	HOME	0- 1	0- 1	1- 6				
3- 9	0- 0	0- 1	AWAY	0- 3	0- 1	3- 4				
0- 2	0- 0	0- 0	NEUTRAL	0- 2	0- 0	0- 0				
2- 10	0- 0	0- 0	NON-CONFERENCE	0- 6	0- 0	2- 4				
1- 3	0- 0	0- 0	HOME	0- 1	0- 0	1- 2				
1- 5	0- 0	0- 0	AWAY	0- 3	0- 0	1- 2				
0- 2	0- 0	0- 0	NEUTRAL	0- 2	0- 0	0- 0				
2- 10	0- 0	0- 2	CONFERENCE	0- 0	0- 2	2- 6				
0- 6	0- 0	0- 1	HOME	0- 0	0- 1	0- 4				
2- 4	0- 0	0- 1	AWAY	0- 0	0- 1	2- 2				
0- 0	0- 0	0- 0	NEUTRAL	0- 0	0- 0	0- 0				

RPI	S	Opponent	Score	RPI	S	Opponent	Score	RPI	S	Opponent	Score	RPI	S	Opponent	Score	Team's RPI: 268
29	A	FGCU	56 82	29	H	FGCU	45 78	56	A	Middle Tenn.	49 70	102	H	North Florida	60 68	
								59	A	Dayton	60 82	105	A	Liberty	60 64	
								61	H	Belmont	68 69	156	A	North Ala.	58 91	
								65	A	UT Martin	67 83	156	H	North Ala.	72 84	
								67	N	Marist	63 74	190	H	Northern Ky.	71 69	
								96	N	Rider	76 81	191	H	Jacksonville	64 73	
												198	A	Tennessee Tech	58 78	
												217	A	Kennesaw St.	60 88	
												217	H	Kennesaw St.	66 74	
												224	A	Stetson	65 59	
												224	H	Stetson	34 48	
												226	H	Eastern Ill.	56 66	
												238	H	Murray St.	57 67	
												276	A	Jacksonville St.	63 65	
												327	A	NJIT	65 57	
												336	A	Tennessee St.	74 64	
LAST 10 Division I																
29	H	FGCU	45 78	102	H	North Florida	60 68									
156	A	North Ala.	58 91	327	A	NJIT	65 57									
217	A	Kennesaw St.	60 88	105	A	Liberty	60 64									
224	H	Stetson	34 48	217	H	Kennesaw St.	66 74									
191	H	Jacksonville	64 73	156	H	North Ala.	72 84									

Non-Div I Games: Queens (NC) 86 45

Lipscomb

Loss, Non-Conf, S Site, H Home A Away N Neutral

Little Rock

Through Games Of Feb. 15, 2020

Average RPI Win:	268	WON-LOST	WINNING	LAST 10	STRENGTH OF	OPP. STRENGTH	TEAM	ADJ.	CONF.	ADJ CONF.
Average RPI Loss:	120	RECORD	PCT. RANK	GAMES	SCHEDULE	OF SCHEDULE	RPI	RPI	RPI	RPI
DIV. I ONLY	10- 14	231	6-4	153	174	208	208	21	21	
DIV. I NON-CONF.	2- 9	304	0	33	40	221	221	19	19	
TOTALS	RPI 1-25	RPI 26-50	W-L RECORDS	RPI 51-100	RPI 101-150	RPI 150+				
10- 14	0- 3	0- 2	OVERALL	0- 2	0- 2	10- 5				
6- 6	0- 1	0- 0	HOME	0- 1	0- 1	6- 3				
4- 8	0- 2	0- 2	AWAY	0- 1	0- 1	4- 2				
0- 0	0- 0	0- 0	NEUTRAL	0- 0	0- 0	0- 0				
2- 9	0- 3	0- 2	NON-CONFERENCE	0- 1	0- 0	2- 3				
2- 3	0- 1	0- 0	HOME	0- 0	0- 0	2- 2				
0- 6	0- 2	0- 2	AWAY	0- 1	0- 0	0- 1				
0- 0	0- 0	0- 0	NEUTRAL	0- 0	0- 0	0- 0				
8- 5	0- 0	0- 0	CONFERENCE	0- 1	0- 2	8- 2				
4- 3	0- 0	0- 0	HOME	0- 1	0- 1	4- 1				
4- 2	0- 0	0- 0	AWAY	0- 0	0- 1	4- 1				
0- 0	0- 0	0- 0	NEUTRAL	0- 0	0- 0	0- 0				

RPI 1-25				RPI 26-50				RPI 51-100				RPI 101+ Team's RPI: 208			
RPI	S	Opponent	Score	RPI	S	Opponent	Score	RPI	S	Opponent	Score	RPI	S	Opponent	Score
9	A	Mississippi St.	50 89	31	A	Western Ky.	58 77	80	H	Coastal Caro.	48 68	108	A	UT Arlington	58 65
16	A	Texas A&M	35 78	36	A	Arkansas	53 86	85	A	Rice	40 66	108	H	UT Arlington	46 62
22	H	LSU	50 65									177	H	Memphis	50 68
												192	A	Fla. Atlantic	72 79
												202	A	Louisiana	59 44
												219	H	Central Ark.	63 48
												241	H	Appalachian St.	68 63
												244	H	Louisiana Tech	38 43
												246	H	Tulsa	63 51
												258	H	Arkansas St.	67 58
												259	A	Texas St.	78 66
												259	H	Texas St.	47 50
												300	A	Ga. Southern	65 49
												300	H	Ga. Southern	58 46
												309	A	Georgia St.	43 58
												309	H	Georgia St.	66 46
												350	A	La.-Monroe	70 50
LAST 10 Division I															
108	H	UT Arlington	46 62	241	H	Appalachian St.	68 63								
259	H	Texas St.	47 50	350	A	La.-Monroe	70 50								
309	A	Georgia St.	43 58	258	H	Arkansas St.	67 58								
300	A	Ga. Southern	65 49	80	H	Coastal Caro.	48 68								
202	A	Louisiana	59 44	309	H	Georgia St.	66 46								

Non-Div I Games:

Little Rock

Loss, Non-Conf, S Site, H Home A Away N Neutral

Average RPI Win:	267	WON-LOST	WINNING	LAST 10	STRENGTH OF	OPP. STRENGTH	TEAM	ADJ.	CONF.	ADJ CONF.
Average RPI Loss:	196	RECORD	PCT. RANK	GAMES	SCHEDULE	OF SCHEDULE	RPI	RPI	RPI	RPI
DIV. I ONLY	10- 13	218	5-5	330	182	275	275	28	28	
DIV. I NON-CONF.	4- 8	235	0	303	64	280	280	26	26	
TOTALS	RPI 1-25	RPI 26-50	W-L RECORDS	RPI 51-100	RPI 101-150	RPI 150+				
10- 13	0- 2	0- 0	OVERALL	0- 1	0- 1	10- 9				
6- 3	0- 1	0- 0	HOME	0- 0	0- 0	6- 2				
2- 10	0- 1	0- 0	AWAY	0- 1	0- 1	2- 7				
2- 0	0- 0	0- 0	NEUTRAL	0- 0	0- 0	2- 0				
4- 8	0- 2	0- 0	NON-CONFERENCE	0- 1	0- 1	4- 4				
1- 3	0- 1	0- 0	HOME	0- 0	0- 0	1- 2				
1- 5	0- 1	0- 0	AWAY	0- 1	0- 1	1- 2				
2- 0	0- 0	0- 0	NEUTRAL	0- 0	0- 0	2- 0				
6- 5	0- 0	0- 0	CONFERENCE	0- 0	0- 0	6- 5				
5- 0	0- 0	0- 0	HOME	0- 0	0- 0	5- 0				
1- 5	0- 0	0- 0	AWAY	0- 0	0- 0	1- 5				
0- 0	0- 0	0- 0	NEUTRAL	0- 0	0- 0	0- 0				

RPI 1-25				RPI 26-50				RPI 51-100				RPI 101+ Team's RPI: 275			
RPI	S	Opponent	Score	RPI	S	Opponent	Score	RPI	S	Opponent	Score	RPI	S	Opponent	Score
1	H	Oregon	45 81					72	A	Southern California	40 57	141	A	California	45 68
10	A	UCLA	51 86									160	A	UC Davis	55 57
												176	A	Hawaii	44 68
												176	H	Hawaii	62 55
												204	A	Santa Clara	54 46
												211	N	Penn St.	64 56
												230	A	Cal St. Fullerton	65 69
												266	H	UC Santa Barbara	59 53
												281	A	UC Riverside	57 58
												281	H	UC Riverside	73 67
												284	H	Utah St.	48 56
												288	A	California Baptist	70 79
												292	H	LMU (CA)	57 70
												296	H	CSUN	60 52
												302	A	UC Irvine	56 46
												304	H	Air Force	74 68
												307	A	Seattle U	54 66
												312	A	Cal Poly	41 61
												312	H	Cal Poly	72 69
												318	N	UTRGV	69 65
LAST 10 Division I															
				281	A	UC Riverside	57 58	302	A	UC Irvine	56 46				
				266	H	UC Santa Barbara	59 53	176	H	Hawaii	62 55				
				312	A	Cal Poly	41 61	296	H	CSUN	60 52				
				176	A	Hawaii	44 68	160	A	UC Davis	55 57				
				281	H	UC Riverside	73 67	230	A	Cal St. Fullerton	65 69				

Non-Div I Games: Westcliff 94 47 Bethesda (CA) 90 43

Long Beach St.

■ Loss,
 ■ Non-Conf, S Site,
 ■ Home
 ■ Away
 N Neutral

Average RPI Win:	272	WON-LOST	WINNING	LAST 10	STRENGTH OF	OPP. STRENGTH	TEAM	ADJ.	CONF.	ADJ CONF.
Average RPI Loss:	189	RECORD	PCT. RANK	GAMES	SCHEDULE	OF SCHEDULE	RPI	RPI	RPI	RPI
DIV. I ONLY	10- 13	218	3-7	270	303	265	265	25	25	
DIV. I NON-CONF.	4- 5	195	0	293	215	254	254	28	28	
TOTALS	RPI 1-25	RPI 26-50	W-L RECORDS	RPI 51-100	RPI 101-150	RPI 150+				
10- 13	0- 0	0- 1	OVERALL	0- 0	0- 4	10- 8				
6- 6	0- 0	0- 0	HOME	0- 0	0- 2	6- 4				
4- 7	0- 0	0- 1	AWAY	0- 0	0- 2	4- 4				
0- 0	0- 0	0- 0	NEUTRAL	0- 0	0- 0	0- 0				
4- 5	0- 0	0- 1	NON-CONFERENCE	0- 0	0- 1	4- 3				
3- 1	0- 0	0- 0	HOME	0- 0	0- 0	3- 1				
1- 4	0- 0	0- 1	AWAY	0- 0	0- 1	1- 2				
0- 0	0- 0	0- 0	NEUTRAL	0- 0	0- 0	0- 0				
6- 8	0- 0	0- 0	CONFERENCE	0- 0	0- 3	6- 5				
3- 5	0- 0	0- 0	HOME	0- 0	0- 2	3- 3				
3- 3	0- 0	0- 0	AWAY	0- 0	0- 1	3- 2				
0- 0	0- 0	0- 0	NEUTRAL	0- 0	0- 0	0- 0				

RPI 1-25				RPI 26-50				RPI 51-100				RPI 101+ Team's RPI: 265			
RPI	S	Opponent	Score	RPI	S	Opponent	Score	RPI	S	Opponent	Score	RPI	S	Opponent	Score
				40	A	James Madison	53 93					123	H	Campbell	55 70
												137	A	Florida	54 71
												142	A	Hampton	55 73
												142	H	Hampton	76 90
												154	A	Norfolk St.	46 49
												199	H	Radford	61 62
												201	A	Gardner-Webb	70 73
												201	H	Gardner-Webb	80 70
												209	H	High Point	69 76
												212	H	Brown	86 76
												228	A	UNC Asheville	54 51
												228	H	UNC Asheville	73 56
												254	H	East Carolina	61 64
												261	A	Winthrop	63 74
												271	H	Delaware St.	78 62
												272	H	UNCW	59 58
												280	A	Wofford	76 79
												311	A	Presbyterian	71 60
												311	H	Presbyterian	77 82
												317	A	UMES	71 62
												331	A	USC Upstate	70 62
												344	H	Charleston So.	84 64
LAST 10 Division I															
				142	H	Hampton	76 90					228	H	UNC Asheville	73 56
				201	A	Gardner-Webb	70 73					261	A	Winthrop	63 74
				311	H	Presbyterian	77 82					209	H	High Point	69 76
				228	A	UNC Asheville	54 51					199	H	Radford	61 62
				142	A	Hampton	55 73					331	A	USC Upstate	70 62

Non-Div I Games:

Longwood

■ Loss,
 ■ Non-Conf,
 ■ S Site,
 ■ H Home
 ■ A Away
 N Neutral

Louisiana

Through Games Of Feb. 15, 2020

Average RPI Win:	254	WON-LOST	WINNING	LAST 10	STRENGTH OF	OPP. STRENGTH	TEAM	ADJ.	CONF.	ADJ CONF.
Average RPI Loss:	176	RECORD	PCT. RANK	GAMES	SCHEDULE	OF SCHEDULE	RPI	RPI	RPI	RPI
DIV. I ONLY	12- 10	145	5-5	264	262	202	202	21	21	
DIV. I NON-CONF.	5- 4	140	0	233	241	144	144	19	19	
TOTALS	RPI 1-25	RPI 26-50	W-L RECORDS	RPI 51-100	RPI 101-150	RPI 150+				
12- 10	0- 1	1- 1	OVERALL	0- 0	0- 2	11- 6				
6- 4	0- 1	0- 1	HOME	0- 0	0- 0	6- 2				
6- 6	0- 0	1- 0	AWAY	0- 0	0- 2	5- 4				
0- 0	0- 0	0- 0	NEUTRAL	0- 0	0- 0	0- 0				
5- 4	0- 1	0- 0	NON-CONFERENCE	0- 0	0- 1	5- 2				
2- 1	0- 1	0- 0	HOME	0- 0	0- 0	2- 0				
3- 3	0- 0	0- 0	AWAY	0- 0	0- 1	3- 2				
0- 0	0- 0	0- 0	NEUTRAL	0- 0	0- 0	0- 0				
7- 6	0- 0	1- 1	CONFERENCE	0- 0	0- 1	6- 4				
4- 3	0- 0	0- 1	HOME	0- 0	0- 0	4- 2				
3- 3	0- 0	1- 0	AWAY	0- 0	0- 1	2- 2				
0- 0	0- 0	0- 0	NEUTRAL	0- 0	0- 0	0- 0				

RPI	S	Opponent	Score	RPI	S	Opponent	Score	RPI	S	Opponent	Score	RPI	S	Opponent	Score	Team's RPI: 202
9	H	Mississippi St.	48 64	49	A	Troy	79 73					108	A	UT Arlington	52 79	
				49	H	Troy	64 67					136	A	Jackson St.	54 65	
												151	A	Sam Houston St.	73 77	
												153	A	New Orleans	65 60	
												208	H	Little Rock	44 59	
												237	H	Southeastern La.	60 50	
												239	A	South Alabama	63 78	
												239	H	South Alabama	73 68	
												253	A	North Texas	66 69	
												258	H	Arkansas St.	83 43	
												259	A	Texas St.	73 67	
												267	A	Lamar University	74 63	
												282	A	Ole Miss	53 42	
												300	A	Ga. Southern	67 83	
												300	H	Ga. Southern	72 60	
												309	A	Georgia St.	75 65	
												309	H	Georgia St.	53 61	
												341	H	McNeese	75 55	
												350	H	La.-Monroe	68 55	
LAST 10 Division I																
300	H	Ga. Southern	72 60	350	H	La.-Monroe	68 55									
309	H	Georgia St.	53 61	258	H	Arkansas St.	83 43									
49	H	Troy	64 67	259	A	Texas St.	73 67									
239	A	South Alabama	63 78	108	A	UT Arlington	52 79									
208	H	Little Rock	44 59	49	A	Troy	79 73									

Non-Div I Games: Loyola (LA) 67 51 Xavier (LA) 62 49

Louisiana

Loss, Non-Conf, S Site, H Home A Away N Neutral

Average RPI Win:	237	WON-LOST	WINNING	LAST 10	STRENGTH OF	OPP. STRENGTH	TEAM	ADJ.	CONF.	ADJ CONF.
Average RPI Loss:	159	RECORD	PCT. RANK	GAMES	SCHEDULE	OF SCHEDULE	RPI	RPI	RPI	RPI
DIV. I ONLY	10- 12	207	3-7	256	163	244	244	13	13	
DIV. I NON-CONF.	6- 3	90	0	341	285	244	244	15	15	
TOTALS	RPI 1-25	RPI 26-50	W-L RECORDS	RPI 51-100	RPI 101-150	RPI 150+				
10- 12	0- 0	0- 2	OVERALL	1- 2	0- 1	9- 7				
8- 4	0- 0	0- 1	HOME	1- 0	0- 1	7- 2				
2- 8	0- 0	0- 1	AWAY	0- 2	0- 0	2- 5				
0- 0	0- 0	0- 0	NEUTRAL	0- 0	0- 0	0- 0				
6- 3	0- 0	0- 0	NON-CONFERENCE	0- 0	0- 0	6- 3				
5- 1	0- 0	0- 0	HOME	0- 0	0- 0	5- 1				
1- 2	0- 0	0- 0	AWAY	0- 0	0- 0	1- 2				
0- 0	0- 0	0- 0	NEUTRAL	0- 0	0- 0	0- 0				
4- 9	0- 0	0- 2	CONFERENCE	1- 2	0- 1	3- 4				
3- 3	0- 0	0- 1	HOME	1- 0	0- 1	2- 1				
1- 6	0- 0	0- 1	AWAY	0- 2	0- 0	1- 3				
0- 0	0- 0	0- 0	NEUTRAL	0- 0	0- 0	0- 0				

RPI 1-25			RPI 26-50			RPI 51-100			RPI 101+			Team's RPI: 244
RPI	S	Opponent	Score	RPI	S	Opponent	Score	RPI	S	Opponent	Score	Score
				28	A	Old Dominion	61 77	56	H	Middle Tenn.	78 60	51 71
				31	H	Western Ky.	75 84	70	A	Charlotte	37 55	80 88
								85	A	Rice	47 60	53 67
												177 H Memphis 83 74
												192 A Fla. Atlantic 75 77
												206 A Southern Miss. 60 66
												208 A Little Rock 43 38
												216 H UTEP 87 80
												237 H Southeastern La. 92 78
												240 H Marshall 60 50
												253 A North Texas 69 74
												258 H Arkansas St. 67 54
												282 A Ole Miss 53 76
												295 A FIU 68 44
												303 H UTSA 73 82
												341 H McNeese 79 54
												346 H Grambling 70 66
LAST 10 Division I												
				192	A	Fla. Atlantic	75 77	70	A	Charlotte	37 55	
				295	A	FIU	68 44	127	H	UAB	51 71	
				240	H	Marshall	60 50	56	H	Middle Tenn.	78 60	
				31	H	Western Ky.	75 84	253	A	North Texas	69 74	
				28	A	Old Dominion	61 77	85	A	Rice	47 60	

Non-Div I Games: Loyola (LA) 71 52 LSU-Alexandria 93 61

Louisiana Tech

Loss, Non-Conf, S Site, H Home A Away N Neutral

Louisville

Through Games Of Feb. 15, 2020

Average RPI Win: 100	WON-LOST	WINNING	LAST 10	STRENGTH OF	OPP. STRENGTH	TEAM	ADJ.	CONF.	ADJ CONF.
Average RPI Loss: 42	RECORD	PCT. RANK	GAMES	SCHEDULE	OF SCHEDULE	RPI	RPI	RPI	RPI
DIV. I ONLY	22- 3	11	8-2	24	6	4	4	5	5
DIV. I NON-CONF.	11- 1	13	0	7	8	1	1	3	3
TOTALS	RPI 1-25	RPI 26-50	W-L RECORDS	RPI 51-100	RPI 101-150	RPI 150+			
22- 3	3- 2	5- 0	OVERALL	5- 1	4- 0	5- 0			
10- 1	1- 1	3- 0	HOME	1- 0	2- 0	3- 0			
9- 2	1- 1	1- 0	AWAY	4- 1	1- 0	2- 0			
3- 0	1- 0	1- 0	NEUTRAL	0- 0	1- 0	0- 0			
11- 1	2- 1	3- 0	NON-CONFERENCE	1- 0	2- 0	3- 0			
5- 0	1- 0	1- 0	HOME	0- 0	1- 0	2- 0			
3- 1	0- 1	1- 0	AWAY	1- 0	0- 0	1- 0			
3- 0	1- 0	1- 0	NEUTRAL	0- 0	1- 0	0- 0			
11- 2	1- 1	2- 0	CONFERENCE	4- 1	2- 0	2- 0			
5- 1	0- 1	2- 0	HOME	1- 0	1- 0	1- 0			
6- 1	1- 0	0- 0	AWAY	3- 1	1- 0	1- 0			
0- 0	0- 0	0- 0	NEUTRAL	0- 0	0- 0	0- 0			

RPI	S	Opponent	Score	RPI	S	Opponent	Score	RPI	S	Opponent	Score	RPI	S	Opponent	Score
1	N	Oregon	72 62	26	A	Kentucky	67 66	65	A	UT Martin	71 63	108	N	UT Arlington	76 67
16	A	NC State	66 59	31	H	Western Ky.	75 56	75	A	Boston College	81 70	112	H	Wake Forest	75 61
20	H	Central Mich.	76 63	35	H	Duke	60 55	78	A	Syracuse	51 59	114	A	Notre Dame	86 54
24	H	Florida St.	59 67	46	N	Oklahoma St.	69 48	78	H	Syracuse	62 58	116	H	Boise St.	98 82
25	A	Ohio St.	60 67	50	H	Virginia	71 56	88	A	Miami (FL)	87 41	190	A	Northern Ky.	85 57
								97	A	North Carolina	74 67	196	H	Chattanooga	86 37
												214	A	Clemson	75 50
												238	H	Murray St.	76 40
												287	H	Pittsburgh	83 49
LAST 10 Division I															
16	A	NC State	66 59	50	H	Virginia	71 56								
78	A	Syracuse	51 59	97	A	North Carolina	74 67								
24	H	Florida St.	59 67	75	A	Boston College	81 70								
114	A	Notre Dame	86 54	112	H	Wake Forest	75 61								
287	H	Pittsburgh	83 49	88	A	Miami (FL)	87 41								

Non-Div I Games:

Louisville

■ Loss,
 ■ Non-Conf,
 ■ S Site,
 ■ H Home
 ■ A Away
 N Neutral

Average RPI Win:	245	WON-LOST	WINNING	LAST 10	STRENGTH OF	OPP. STRENGTH	TEAM	ADJ.	CONF.	ADJ CONF.
Average RPI Loss:	71	RECORD	PCT. RANK	GAMES	SCHEDULE	OF SCHEDULE	RPI	RPI	RPI	RPI
DIV. I ONLY	15- 8	78	5-5	249	131	135	135	7	7	
DIV. I NON-CONF.	9- 2	37	0	292	309	128	128	7	7	
TOTALS	RPI 1-25	RPI 26-50	W-L RECORDS	RPI 51-100	RPI 101-150	RPI 150+				
15- 8	0- 2	0- 2	OVERALL	2- 2	1- 0	12- 2				
7- 4	0- 2	0- 1	HOME	2- 0	0- 0	5- 1				
8- 4	0- 0	0- 1	AWAY	0- 2	1- 0	7- 1				
0- 0	0- 0	0- 0	NEUTRAL	0- 0	0- 0	0- 0				
9- 2	0- 1	0- 0	NON-CONFERENCE	0- 0	1- 0	8- 1				
3- 2	0- 1	0- 0	HOME	0- 0	0- 0	3- 1				
6- 0	0- 0	0- 0	AWAY	0- 0	1- 0	5- 0				
0- 0	0- 0	0- 0	NEUTRAL	0- 0	0- 0	0- 0				
6- 6	0- 1	0- 2	CONFERENCE	2- 2	0- 0	4- 1				
4- 2	0- 1	0- 1	HOME	2- 0	0- 0	2- 0				
2- 4	0- 0	0- 1	AWAY	0- 2	0- 0	2- 1				
0- 0	0- 0	0- 0	NEUTRAL	0- 0	0- 0	0- 0				

RPI 1-25				RPI 26-50				RPI 51-100				RPI 101+ Team's RPI: 135			
RPI	S	Opponent	Score	RPI	S	Opponent	Score	RPI	S	Opponent	Score	RPI	S	Opponent	Score
5	H	Missouri St.	72 74	33	A	Drake	52 80	71	A	Illinois St.	85 86	143	A	Portland	78 64
19	H	DePaul	76 83	38	H	Bradley	47 60	71	H	Illinois St.	69 64	152	H	Western Mich.	60 70
								74	A	UNI	50 70	170	H	Dartmouth	61 40
								81	H	Southern Ill.	51 49	174	A	Valparaiso	64 66
												222	A	UMKC	72 67
												226	A	Eastern Ill.	67 51
												255	H	Bowling Green	84 76
												277	A	Indiana St.	58 51
												277	H	Indiana St.	65 55
												293	H	Vermont	78 76
												324	A	Evansville	71 61
												324	H	Evansville	77 47
												330	A	Detroit Mercy	89 60
												333	A	SIUE	63 50
												348	A	Chicago St.	98 53
LAST 10 Division I															
71	A	Illinois St.	85 86	174	A	Valparaiso	64 66								
324	H	Evansville	77 47	71	H	Illinois St.	69 64								
277	H	Indiana St.	65 55	38	H	Bradley	47 60								
33	A	Drake	52 80	277	A	Indiana St.	58 51								
74	A	UNI	50 70	324	A	Evansville	71 61								

Non-Div I Games:

Loyola Chicago

Average RPI Win:	235	WON-LOST	WINNING	LAST 10	STRENGTH OF	OPP. STRENGTH	TEAM	ADJ.	CONF.	ADJ CONF.
Average RPI Loss:	142	RECORD	PCT. RANK	GAMES	SCHEDULE	OF SCHEDULE	RPI	RPI	RPI	RPI
DIV. I ONLY	7- 17	288	4-6	117	178	247	247	15	15	
DIV. I NON-CONF.	3- 8	268	0	169	194	253	253	16	16	
TOTALS	RPI 1-25	RPI 26-50	W-L RECORDS	RPI 51-100	RPI 101-150	RPI 150+				
7- 17	0- 2	0- 0	OVERALL	1- 1	0- 7	6- 7				
5- 5	0- 0	0- 0	HOME	1- 0	0- 4	4- 1				
2- 11	0- 2	0- 0	AWAY	0- 1	0- 3	2- 5				
0- 1	0- 0	0- 0	NEUTRAL	0- 0	0- 0	0- 1				
3- 8	0- 2	0- 0	NON-CONFERENCE	0- 0	0- 1	3- 5				
2- 1	0- 0	0- 0	HOME	0- 0	0- 0	2- 1				
1- 6	0- 2	0- 0	AWAY	0- 0	0- 1	1- 3				
0- 1	0- 0	0- 0	NEUTRAL	0- 0	0- 0	0- 1				
4- 9	0- 0	0- 0	CONFERENCE	1- 1	0- 6	3- 2				
3- 4	0- 0	0- 0	HOME	1- 0	0- 4	2- 0				
1- 5	0- 0	0- 0	AWAY	0- 1	0- 2	1- 2				
0- 0	0- 0	0- 0	NEUTRAL	0- 0	0- 0	0- 0				

RPI 1-25				RPI 26-50				RPI 51-100				RPI 101+ Team's RPI: 247			
RPI	S	Opponent	Score	RPI	S	Opponent	Score	RPI	S	Opponent	Score	RPI	S	Opponent	Score
3	A	Maryland	45 105					77	A	Bucknell	42 66	103	A	Colgate	70 79
12	A	Northwestern	46 67					77	H	Bucknell	60 50	103	H	Colgate	74 76
												113	H	Holy Cross	56 64
												114	A	Notre Dame	60 84
												129	H	Lehigh	53 55
												134	A	Boston U.	42 44
												134	H	Boston U.	39 41
												167	N	Wright St.	51 66
												170	H	Dartmouth	72 56
												183	A	Mt. St. Mary's	75 81
												185	A	Lafayette	52 55
												192	A	Fla. Atlantic	61 72
												205	A	American	44 63
												205	H	American	56 47
												257	H	Howard	69 75
												279	H	Monmouth	64 48
												291	A	Navy	50 44
												301	H	Army West Point	68 59
												308	A	St. Francis Brooklyn	78 89
												322	A	Fairleigh Dickinson	75 46
LAST 10 Division I															
103	A	Colgate	70 79	77	H	Bucknell	60 50	205	A	American	44 63				
205	H	American	56 47	301	H	Army West Point	68 59	134	A	Boston U.	42 44				
77	A	Bucknell	42 66	185	A	Lafayette	52 55								
291	A	Navy	50 44												
134	H	Boston U.	39 41												

Non-Div I Games:

Loyola Maryland

■ Loss,
 ■ Non-Conf,
 ■ S Site,
 ■ H Home
 ■ A Away
 N Neutral

Average RPI Win: 265	WON-LOST	WINNING	LAST 10	STRENGTH OF	OPP. STRENGTH	TEAM	ADJ.	CONF.	ADJ CONF.
Average RPI Loss: 122	RECORD	PCT. RANK	GAMES	SCHEDULE	OF SCHEDULE	RPI	RPI	RPI	RPI
DIV. I ONLY	12- 14	200	7-3	176	219	207	207	27	27
DIV. I NON-CONF.	3- 10	282	0	85	41	230	230	27	27
TOTALS	RPI 1-25	RPI 26-50	W-L RECORDS	RPI 51-100	RPI 101-150	RPI 150+			
12- 14	0- 1	0- 2	OVERALL	0- 3	1- 3	11- 5			
8- 4	0- 0	0- 0	HOME	0- 0	1- 3	7- 1			
4- 7	0- 1	0- 0	AWAY	0- 2	0- 0	4- 4			
0- 3	0- 0	0- 2	NEUTRAL	0- 1	0- 0	0- 0			
3- 10	0- 1	0- 2	NON-CONFERENCE	0- 2	1- 3	2- 2			
2- 3	0- 0	0- 0	HOME	0- 0	1- 3	1- 0			
1- 4	0- 1	0- 0	AWAY	0- 1	0- 0	1- 2			
0- 3	0- 0	0- 2	NEUTRAL	0- 1	0- 0	0- 0			
9- 4	0- 0	0- 0	CONFERENCE	0- 1	0- 0	9- 3			
6- 1	0- 0	0- 0	HOME	0- 0	0- 0	6- 1			
3- 3	0- 0	0- 0	AWAY	0- 1	0- 0	3- 2			
0- 0	0- 0	0- 0	NEUTRAL	0- 0	0- 0	0- 0			

RPI 1-25				RPI 26-50				RPI 51-100				RPI 101+ Team's RPI: 207			
RPI	S	Opponent	Score	RPI	S	Opponent	Score	RPI	S	Opponent	Score	RPI	S	Opponent	Score
16	A	NC State	34 62	27	N	Arizona St.	31 57	54	A	Drexel	57 70	101	H	Harvard	40 69
				33	N	Drake	62 94	59	N	Dayton	49 78	134	H	Boston U.	49 62
								66	A	Stony Brook	69 73	139	H	Green Bay	61 60
												140	H	Northeastern	58 66
												168	A	Binghamton	63 73
												168	H	Binghamton	75 65
												170	A	Dartmouth	41 57
												181	A	Delaware	69 56
												212	A	Brown	70 76
												234	A	UMass Lowell	57 66
												234	H	UMass Lowell	77 53
												262	H	New Hampshire	67 50
												291	H	Navy	46 41
												293	A	Vermont	65 47
												293	H	Vermont	70 59
												299	H	UMBC	54 74
												314	A	Albany (NY)	65 44
												314	H	Albany (NY)	60 49
												347	A	Hartford	69 52
												347	H	Hartford	87 73
LAST 10 Division I															
				314	A	Albany (NY)	65 44					299	H	UMBC	54 74
				234	H	UMass Lowell	77 53					293	A	Vermont	65 47
				168	H	Binghamton	75 65					168	A	Binghamton	63 73
				293	H	Vermont	70 59					234	A	UMass Lowell	57 66
				347	A	Hartford	69 52					314	H	Albany (NY)	60 49

Non-Div I Games: Husson 104 43

Maine

■ Loss,
 ■ Non-Conf,
 ■ S Site,
 ■ Home
 ■ A Away
 N Neutral

Average RPI Win:	276	WON-LOST	WINNING	LAST 10	STRENGTH OF	OPP. STRENGTH	TEAM	ADJ.	CONF.	ADJ CONF.
Average RPI Loss:	138	RECORD	PCT. RANK	GAMES	SCHEDULE	OF SCHEDULE	RPI	RPI	RPI	RPI
DIV. I ONLY	10- 14	231	4-6	151	297	221	221	24	24	
DIV. I NON-CONF.	3- 6	235	0	101	238	211	211	25	25	
TOTALS	RPI 1-25	RPI 26-50	W-L RECORDS	RPI 51-100	RPI 101-150	RPI 150+				
10- 14	0- 0	0- 0	OVERALL	0- 8	0- 1	10- 5				
7- 5	0- 0	0- 0	HOME	0- 3	0- 1	7- 1				
3- 9	0- 0	0- 0	AWAY	0- 5	0- 0	3- 4				
0- 0	0- 0	0- 0	NEUTRAL	0- 0	0- 0	0- 0				
3- 6	0- 0	0- 0	NON-CONFERENCE	0- 4	0- 1	3- 1				
2- 2	0- 0	0- 0	HOME	0- 1	0- 1	2- 0				
1- 4	0- 0	0- 0	AWAY	0- 3	0- 0	1- 1				
0- 0	0- 0	0- 0	NEUTRAL	0- 0	0- 0	0- 0				
7- 8	0- 0	0- 0	CONFERENCE	0- 4	0- 0	7- 4				
5- 3	0- 0	0- 0	HOME	0- 2	0- 0	5- 1				
2- 5	0- 0	0- 0	AWAY	0- 2	0- 0	2- 3				
0- 0	0- 0	0- 0	NEUTRAL	0- 0	0- 0	0- 0				

RPI S	Opponent	Score	RPI S	Opponent	Score	RPI S	Opponent	Score	RPI S	Opponent	Score	Team's RPI: 221
						66	A Stony Brook	54 59	111	H Duquesne	65 76	
						67	A Marist	53 74	170	H Dartmouth	70 58	
						67	H Marist	66 71	185	A Lafayette	53 60	
						82	A Nebraska	51 71	186	A Quinnipiac	58 70	
						93	H Fordham	45 51	186	H Quinnipiac	77 62	
						94	A Villanova	51 63	227	H Iona	54 32	
						96	A Rider	53 76	236	A Fairfield	47 87	
						96	H Rider	50 55	269	H Niagara	68 65	
									278	A Siena	80 50	
									278	H Siena	49 59	
									279	A Monmouth	60 62	
									301	H Army West Point	86 56	
									322	A Fairleigh Dickinson	62 61	
									332	A Saint Peter's	85 52	
									332	H Saint Peter's	68 64	
									338	H Canisius	68 50	
LAST 10 Division I												
			96	H Rider	50 55	96	A Rider	53 76				
			186	H Quinnipiac	77 62	227	H Iona	54 32				
			67	A Marist	53 74	236	A Fairfield	47 87				
			278	H Siena	49 59	67	H Marist	66 71				
			332	H Saint Peter's	68 64	278	A Siena	80 50				

Non-Div I Games:

Manhattan

■ Loss,
 ■ Non-Conf,
 ■ S Site,
 ■ H Home
 ■ A Away
 N Neutral

Average RPI Win: 224	WON-LOST	WINNING	LAST 10	STRENGTH OF	OPP. STRENGTH	TEAM	ADJ.	CONF.	ADJ CONF.
Average RPI Loss: 93	RECORD	PCT. RANK	GAMES	SCHEDULE	OF SCHEDULE	RPI	RPI	RPI	RPI
DIV. I ONLY	19- 4	24	8-2	200	213	67	67	24	24
DIV. I NON-CONF.	7- 2	53	0	68	69	38	38	25	25
TOTALS	RPI 1-25	RPI 26-50	W-L RECORDS	RPI 51-100	RPI 101-150	RPI 150+			
19- 4	0- 2	0- 0	OVERALL	1- 1	5- 0	13- 1			
9- 2	0- 1	0- 0	HOME	0- 1	2- 0	7- 0			
8- 2	0- 1	0- 0	AWAY	1- 0	2- 0	5- 1			
2- 0	0- 0	0- 0	NEUTRAL	0- 0	1- 0	1- 0			
7- 2	0- 2	0- 0	NON-CONFERENCE	0- 0	5- 0	2- 0			
3- 1	0- 1	0- 0	HOME	0- 0	2- 0	1- 0			
2- 1	0- 1	0- 0	AWAY	0- 0	2- 0	0- 0			
2- 0	0- 0	0- 0	NEUTRAL	0- 0	1- 0	1- 0			
12- 2	0- 0	0- 0	CONFERENCE	1- 1	0- 0	11- 1			
6- 1	0- 0	0- 0	HOME	0- 1	0- 0	6- 0			
6- 1	0- 0	0- 0	AWAY	1- 0	0- 0	5- 1			
0- 0	0- 0	0- 0	NEUTRAL	0- 0	0- 0	0- 0			

RPI 1-25				RPI 26-50				RPI 51-100 Team's RPI: 67				RPI 101+			
RPI	S	Opponent	Score	RPI	S	Opponent	Score	RPI	S	Opponent	Score	RPI	S	Opponent	Score
18	H	Princeton	50 62					96	A	Rider	63 58	102	N	North Florida	69 54
20	A	Central Mich.	54 77					96	H	Rider	72 76	108	A	UT Arlington	73 57
												134	A	Boston U.	89 75
												139	H	Green Bay	72 60
												144	H	Elon	63 55
												186	H	Quinnipiac	73 60
												221	A	Manhattan	71 66
												221	H	Manhattan	74 53
												227	A	Iona	73 56
												236	A	Fairfield	48 52
												268	N	Lipscomb	74 63
												269	A	Niagara	94 67
												269	H	Niagara	82 57
												279	A	Monmouth	74 53
												279	H	Monmouth	76 66
												314	H	Albany (NY)	76 52
												332	H	Saint Peter's	96 76
												338	A	Canisius	90 59
												338	H	Canisius	86 72
LAST 10 Division I															
338	H	Canisius	86 72	236	A	Fairfield	48 52								
96	A	Rider	63 58	279	A	Monmouth	74 53								
221	H	Manhattan	74 53	186	H	Quinnipiac	73 60								
227	A	Iona	73 56	221	A	Manhattan	71 66								
269	H	Niagara	82 57	96	H	Rider	72 76								

Non-Div I Games:

Marist

■ Loss,
 ■ Non-Conf, S Site,
 ■ Home
 ■ Away
 N Neutral

Average RPI Win:	154	WON-LOST	WINNING	LAST 10	STRENGTH OF	OPP. STRENGTH	TEAM	ADJ.	CONF.	ADJ CONF.
Average RPI Loss:	40	RECORD	PCT. RANK	GAMES	SCHEDULE	OF SCHEDULE	RPI	RPI	RPI	RPI
DIV. I ONLY	19- 6	40	8-2	86	49	37	37	6	6	
DIV. I NON-CONF.	9- 2	37	0	70	57	42	42	6	6	
TOTALS	RPI 1-25	RPI 26-50	W-L RECORDS	RPI 51-100	RPI 101-150	RPI 150+				
19- 6	0- 3	1- 1	OVERALL	7- 2	3- 0	8- 0				
11- 2	0- 2	1- 0	HOME	5- 0	1- 0	4- 0				
7- 4	0- 1	0- 1	AWAY	2- 2	2- 0	3- 0				
1- 0	0- 0	0- 0	NEUTRAL	0- 0	0- 0	1- 0				
9- 2	0- 2	0- 0	NON-CONFERENCE	3- 0	1- 0	5- 0				
4- 2	0- 2	0- 0	HOME	2- 0	0- 0	2- 0				
4- 0	0- 0	0- 0	AWAY	1- 0	1- 0	2- 0				
1- 0	0- 0	0- 0	NEUTRAL	0- 0	0- 0	1- 0				
10- 4	0- 1	1- 1	CONFERENCE	4- 2	2- 0	3- 0				
7- 0	0- 0	1- 0	HOME	3- 0	1- 0	2- 0				
3- 4	0- 1	0- 1	AWAY	1- 2	1- 0	1- 0				
0- 0	0- 0	0- 0	NEUTRAL	0- 0	0- 0	0- 0				

RPI 1-25				RPI 26-50				Team's RPI: 37				RPI 51-100				RPI 101+			
RPI	S	Opponent	Score	RPI	S	Opponent	Score	RPI	S	Opponent	Score	RPI	S	Opponent	Score	RPI	S	Opponent	Score
9	H	Mississippi St.	68 74	41	A	Creighton	62 72	57	A	St. John's (NY)	67 57	139	A	Green Bay	60 47				
12	H	Northwestern	56 64	41	H	Creighton	52 50	57	H	St. John's (NY)	94 85	148	A	Providence	60 50				
19	A	DePaul	71 89					61	H	Belmont	53 51	148	H	Providence	85 55				
								68	A	Seton Hall	60 72	157	A	Saint Mary's (CA)	77 63				
								68	H	Seton Hall	81 60	233	A	Milwaukee	78 56				
								71	H	Illinois St.	58 41	242	H	Georgetown	73 51				
								87	A	South Dakota St.	65 58	246	N	Tulsa	61 60				
								92	A	Butler	55 61	251	H	Morgan St.	70 48				
								94	H	Villanova	57 52	260	A	Xavier	80 60				
												260	H	Xavier	61 48				
												308	H	St. Francis Brooklyn	92 71				
LAST 10 Division I																			
260	H	Xavier	61 48	94	H	Villanova	57 52												
57	A	St. John's (NY)	67 57	242	H	Georgetown	73 51												
68	A	Seton Hall	60 72	260	A	Xavier	80 60												
41	H	Creighton	52 50	92	A	Butler	55 61												
148	H	Providence	85 55	68	H	Seton Hall	81 60												

Non-Div I Games:

Marquette

■ Loss,
■ Non-Conf, S Site,
■ Home
■ Away
N Neutral

Marshall

Through Games Of Feb. 15, 2020

Average RPI Win:	230	WON-LOST	WINNING	LAST 10	STRENGTH OF	OPP. STRENGTH	TEAM	ADJ.	CONF.	ADJ CONF.
Average RPI Loss:	147	RECORD	PCT. RANK	GAMES	SCHEDULE	OF SCHEDULE	RPI	RPI	RPI	RPI
DIV. I ONLY	9- 13	236	5-5	222	147	240	240	13	13	
DIV. I NON-CONF.	3- 6	235	0	332	205	314	314	15	15	
TOTALS	RPI 1-25	RPI 26-50	W-L RECORDS	RPI 51-100	RPI 101-150	RPI 150+				
9- 13	0- 0	0- 3	OVERALL	0- 4	1- 0	8- 6				
6- 5	0- 0	0- 1	HOME	0- 1	1- 0	5- 3				
3- 8	0- 0	0- 2	AWAY	0- 3	0- 0	3- 3				
0- 0	0- 0	0- 0	NEUTRAL	0- 0	0- 0	0- 0				
3- 6	0- 0	0- 1	NON-CONFERENCE	0- 1	0- 0	3- 4				
2- 2	0- 0	0- 0	HOME	0- 0	0- 0	2- 2				
1- 4	0- 0	0- 1	AWAY	0- 1	0- 0	1- 2				
0- 0	0- 0	0- 0	NEUTRAL	0- 0	0- 0	0- 0				
6- 7	0- 0	0- 2	CONFERENCE	0- 3	1- 0	5- 2				
4- 3	0- 0	0- 1	HOME	0- 1	1- 0	3- 1				
2- 4	0- 0	0- 1	AWAY	0- 2	0- 0	2- 1				
0- 0	0- 0	0- 0	NEUTRAL	0- 0	0- 0	0- 0				

RPI 1-25				RPI 26-50				RPI 51-100				RPI 101+				Team's RPI: 240	
RPI	S	Opponent	Score	RPI	S	Opponent	Score	RPI	S	Opponent	Score	RPI	S	Opponent	Score		
				28	A	Old Dominion	46 57	51	A	Rutgers	41 66	127	H	UAB	61 56		
				31	H	Western Ky.	65 74	56	H	Middle Tenn.	55 75	154	H	Norfolk St.	75 69		
				47	A	Ohio	51 67	70	A	Charlotte	46 52	178	A	Towson	56 59		
								85	A	Rice	43 81	192	H	Fla. Atlantic	85 75		
												206	A	Southern Miss.	80 65		
												216	H	UTEP	76 66		
												244	A	Louisiana Tech	50 60		
												251	H	Morgan St.	52 57		
												253	A	North Texas	68 59		
												255	H	Bowling Green	69 82		
												277	A	Indiana St.	72 60		
												295	H	FIU	65 68		
												303	H	UTSA	66 53		
												324	A	Evansville	62 66		
												340	H	Coppin St.	60 47		
LAST 10 Division I																	
				216	H	UTEP	76 66	295	H	FIU	65 68						
				303	H	UTSA	66 53	31	H	Western Ky.	65 74						
				244	A	Louisiana Tech	50 60	28	A	Old Dominion	46 57						
				206	A	Southern Miss.	80 65	70	A	Charlotte	46 52						
				192	H	Fla. Atlantic	85 75	127	H	UAB	61 56						

Non-Div I Games: Alderson Broadus 85 41 Ky. Christian 89 40

Marshall

Loss, Non-Conf, S Site, H Home A Away N Neutral

Average RPI Win: 106	WON-LOST	WINNING	LAST 10	STRENGTH OF	OPP. STRENGTH	TEAM	ADJ.	CONF.	ADJ CONF.
Average RPI Loss: 10	RECORD	PCT. RANK	GAMES	SCHEDULE	OF SCHEDULE	RPI	RPI	RPI	RPI
DIV. I ONLY	21- 4	20	10-0	4	5	3	3	2	2
DIV. I NON-CONF.	9- 2	37	0	78	65	35	35	2	2
TOTALS	RPI 1-25	RPI 26-50	W-L RECORDS	RPI 51-100	RPI 101-150	RPI 150+			
21- 4	6- 4	3- 0	OVERALL	4- 0	0- 0	8- 0			
13- 1	4- 1	1- 0	HOME	3- 0	0- 0	5- 0			
6- 3	2- 3	2- 0	AWAY	0- 0	0- 0	2- 0			
2- 0	0- 0	0- 0	NEUTRAL	1- 0	0- 0	1- 0			
9- 2	0- 2	1- 0	NON-CONFERENCE	1- 0	0- 0	7- 0			
5- 1	0- 1	0- 0	HOME	0- 0	0- 0	5- 0			
2- 1	0- 1	1- 0	AWAY	0- 0	0- 0	1- 0			
2- 0	0- 0	0- 0	NEUTRAL	1- 0	0- 0	1- 0			
12- 2	6- 2	2- 0	CONFERENCE	3- 0	0- 0	1- 0			
8- 0	4- 0	1- 0	HOME	3- 0	0- 0	0- 0			
4- 2	2- 2	1- 0	AWAY	0- 0	0- 0	1- 0			
0- 0	0- 0	0- 0	NEUTRAL	0- 0	0- 0	0- 0			

RPI	S	Opponent	Score	RPI	S	Opponent	Score	RPI	S	Opponent	Score	RPI	S	Opponent	Score
2	H	South Carolina	54 63	32	A	Michigan	77 49	51	H	Rutgers	79 50	155	H	George Washington	88 54
8	A	Iowa	61 66	32	H	Michigan	70 55	61	N	Belmont	90 26	165	A	Illinois	79 60
8	H	Iowa	93 59	40	A	James Madison	70 68	82	H	Nebraska	87 69	181	H	Delaware	99 55
12	A	Northwestern	58 81					91	H	Michigan St.	94 53	186	H	Quinnipiac	107 52
12	H	Northwestern	70 61									214	N	Clemson	63 44
14	A	Indiana	79 69									247	H	Loyola Maryland	105 45
14	H	Indiana	76 62									283	H	Wagner	119 56
16	A	NC State	59 66									309	A	Georgia St.	114 41
25	A	Ohio St.	85 65												
25	H	Ohio St.	72 62												
LAST 10 Division I															
8	H	Iowa	93 59	12	H	Northwestern	70 61								
51	H	Rutgers	79 50	165	A	Illinois	79 60								
14	A	Indiana	79 69	14	H	Indiana	76 62								
91	H	Michigan St.	94 53	82	H	Nebraska	87 69								
25	A	Ohio St.	85 65	32	A	Michigan	77 49								

Non-Div I Games:

Maryland

Massachusetts

Through Games Of Feb. 15, 2020

Average RPI Win:	209	WON-LOST	WINNING	LAST 10	STRENGTH OF	OPP. STRENGTH	TEAM	ADJ.	CONF.	ADJ CONF.
Average RPI Loss:	137	RECORD	PCT. RANK	GAMES	SCHEDULE	OF SCHEDULE	RPI	RPI	RPI	RPI
DIV. I ONLY	15- 9	97	4-6	236	153	147	147	12	12	
DIV. I NON-CONF.	9- 3	63	0	287	253	138	138	12	12	
TOTALS	RPI 1-25	RPI 26-50	W-L RECORDS	RPI 51-100	RPI 101-150	RPI 150+				
15- 9	0- 0	0- 0	OVERALL	0- 3	5- 2	10- 4				
8- 5	0- 0	0- 0	HOME	0- 2	2- 2	6- 1				
7- 4	0- 0	0- 0	AWAY	0- 1	3- 0	4- 3				
0- 0	0- 0	0- 0	NEUTRAL	0- 0	0- 0	0- 0				
9- 3	0- 0	0- 0	NON-CONFERENCE	0- 1	2- 1	7- 1				
5- 2	0- 0	0- 0	HOME	0- 0	1- 1	4- 1				
4- 1	0- 0	0- 0	AWAY	0- 1	1- 0	3- 0				
0- 0	0- 0	0- 0	NEUTRAL	0- 0	0- 0	0- 0				
6- 6	0- 0	0- 0	CONFERENCE	0- 2	3- 1	3- 3				
3- 3	0- 0	0- 0	HOME	0- 2	1- 1	2- 0				
3- 3	0- 0	0- 0	AWAY	0- 0	2- 0	1- 3				
0- 0	0- 0	0- 0	NEUTRAL	0- 0	0- 0	0- 0				

RPI S	Opponent	Score	RPI S	Opponent	Score	RPI S	Opponent	Score	RPI S	Opponent	Score	Team's RPI: 147
						57	A St. John's (NY)	71 82	110	H Richmond	64 50	
						59	H Dayton	51 52	111	A Duquesne	81 77	
						93	H Fordham	64 69	113	H Holy Cross	75 72	
									118	H VCU	46 61	
									121	A Davidson	70 62	
									134	A Boston U.	58 45	
									148	H Providence	63 72	
									155	A George Washington	47 50	
									172	A Rhode Island	66 69	
									180	H La Salle	76 62	
									197	H Merrimack	64 79	
									212	H Brown	95 42	
									227	A Iona	65 51	
									229	H Saint Joseph's	61 43	
									231	A George Mason	56 73	
									234	A UMass Lowell	74 58	
									262	H New Hampshire	67 65	
									278	H Siena	61 55	
									289	A St. Bonaventure	62 52	
									293	A Vermont	83 49	
									347	H Hartford	74 48	
LAST 10 Division I												
			59	H Dayton	51 52	155	A George Washington	47 50				
			93	H Fordham	64 69	118	H VCU	46 61				
			231	A George Mason	56 73	172	A Rhode Island	66 69				
			121	A Davidson	70 62	180	H La Salle	76 62				
			110	H Richmond	64 50	229	H Saint Joseph's	61 43				

Non-Div I Games: Southern Conn. St. 86 43

Massachusetts

■ Loss,
■ Non-Conf,
■ S Site,
■ H Home
■ A Away
N Neutral

Average RPI Win:	335	WON-LOST	WINNING	LAST 10	STRENGTH OF	OPP. STRENGTH	TEAM	ADJ.	CONF.	ADJ CONF.
Average RPI Loss:	189	RECORD	PCT. RANK	GAMES	SCHEDULE	OF SCHEDULE	RPI	RPI	RPI	RPI
DIV. I ONLY	3- 18	326	2-8	275	302	341	341	23	23	
DIV. I NON-CONF.	1- 6	318	0	172	299	313	313	23	23	
TOTALS	RPI 1-25	RPI 26-50	W-L RECORDS	RPI 51-100	RPI 101-150	RPI 150+				
3- 18	0- 0	0- 1	OVERALL	0- 3	0- 2	3- 12				
3- 6	0- 0	0- 0	HOME	0- 2	0- 1	3- 3				
0- 12	0- 0	0- 1	AWAY	0- 1	0- 1	0- 9				
0- 0	0- 0	0- 0	NEUTRAL	0- 0	0- 0	0- 0				
1- 6	0- 0	0- 1	NON-CONFERENCE	0- 1	0- 1	1- 3				
1- 1	0- 0	0- 0	HOME	0- 1	0- 0	1- 0				
0- 5	0- 0	0- 1	AWAY	0- 0	0- 1	0- 3				
0- 0	0- 0	0- 0	NEUTRAL	0- 0	0- 0	0- 0				
2- 12	0- 0	0- 0	CONFERENCE	0- 2	0- 1	2- 9				
2- 5	0- 0	0- 0	HOME	0- 1	0- 1	2- 3				
0- 7	0- 0	0- 0	AWAY	0- 1	0- 0	0- 6				
0- 0	0- 0	0- 0	NEUTRAL	0- 0	0- 0	0- 0				

RPI S	Opponent	Score	RPI S	Opponent	Score	RPI S	Opponent	Score	RPI S	Opponent	Score	Team's RPI: 341
36	A Arkansas	58 101	85	H Rice	50 81	124	H Abilene Christian	73 90	127	A UAB	70 97	
			89	A SFA	51 82	151	A Sam Houston St.	59 92	153	A New Orleans	59 78	
			98	H A&M-Corpus Christi	59 73	202	A Louisiana	55 75	219	A Central Ark.	49 70	
						219	H Central Ark.	57 70	237	H Southeastern La.	67 74	
						244	A Louisiana Tech	54 79	249	A SMU	60 81	
						267	H Lamar University	69 87	274	A Nicholls St.	63 79	
						286	A Incarnate Word	56 73	319	H Houston Baptist	88 72	
						337	A Northwestern St.	60 70	337	H Northwestern St.	61 51	
						350	H La.-Monroe	72 69				
LAST 10 Division I												
337	A Northwestern St.	60 70	319	H Houston Baptist	88 72							
219	A Central Ark.	49 70	237	H Southeastern La.	67 74							
98	H A&M-Corpus Christi	59 73	153	A New Orleans	59 78							
267	H Lamar University	69 87	286	A Incarnate Word	56 73							
274	A Nicholls St.	63 79	337	H Northwestern St.	61 51							

Non-Div I Games: Centenary (LA) 116 37 LSU-Shreveport 81 77

McNeese

Loss, Non-Conf, S Site, H Home A Away N Neutral

Average RPI Win: 207	WON-LOST	WINNING	LAST 10	STRENGTH OF	OPP. STRENGTH	TEAM	ADJ.	CONF.	ADJ CONF.
Average RPI Loss: 138	RECORD	PCT. RANK	GAMES	SCHEDULE	OF SCHEDULE	RPI	RPI	RPI	RPI
DIV. I ONLY	13- 12	173	4-6	195	125	177	177	9	9
DIV. I NON-CONF.	9- 4	84	0	242	297	142	142	9	9
TOTALS	RPI 1-25	RPI 26-50	W-L RECORDS	RPI 51-100	RPI 101-150	RPI 150+			
13- 12	0- 3	0- 1	OVERALL	1- 1	3- 1	9- 6			
8- 5	0- 1	0- 0	HOME	0- 1	2- 0	6- 3			
4- 6	0- 1	0- 1	AWAY	1- 0	0- 1	3- 3			
1- 1	0- 1	0- 0	NEUTRAL	0- 0	1- 0	0- 0			
9- 4	0- 1	0- 0	NON-CONFERENCE	1- 0	2- 0	6- 3			
5- 2	0- 0	0- 0	HOME	0- 0	1- 0	4- 2			
3- 1	0- 0	0- 0	AWAY	1- 0	0- 0	2- 1			
1- 1	0- 1	0- 0	NEUTRAL	0- 0	1- 0	0- 0			
4- 8	0- 2	0- 1	CONFERENCE	0- 1	1- 1	3- 3			
3- 3	0- 1	0- 0	HOME	0- 1	1- 0	2- 1			
1- 5	0- 1	0- 1	AWAY	0- 0	0- 1	1- 2			
0- 0	0- 0	0- 0	NEUTRAL	0- 0	0- 0	0- 0			
























































































RPI 1-25				RPI 26-50				RPI 51-100				RPI 101+ Team's RPI: 177			
RPI	S	Opponent	Score	RPI	S	Opponent	Score	RPI	S	Opponent	Score	RPI	S	Opponent	Score
7	A	UConn	55 94	44	A	UCF	66 82	81	A	Southern Ill.	70 66	107	N	Kansas St.	72 68
7	H	UConn	56 68					84	H	Cincinnati	66 73	127	H	UAB	77 52
22	N	LSU	58 89									149	A	Tulane	55 59
												149	H	Tulane	64 62
												155	H	George Washington	63 64
												158	A	Wichita St.	69 60
												159	A	Toledo	83 76
												169	A	Houston	65 75
												208	A	Little Rock	68 50
												244	A	Louisiana Tech	74 83
												246	H	Tulsa	63 44
												249	H	SMU	57 52
												254	A	East Carolina	65 71
												254	H	East Carolina	57 61
												258	H	Arkansas St.	78 50
												263	H	Eastern Ky.	60 63
												270	H	Alabama A&M	79 71
												328	H	Alcorn	57 51
												351	H	Mississippi Val.	91 54
LAST 10 Division I															
254	H	East Carolina	57 61	254	A	East Carolina	65 71								
158	A	Wichita St.	69 60	44	A	UCF	66 82								
7	A	UConn	55 94	249	H	SMU	57 52								
149	H	Tulane	64 62	7	H	UConn	56 68								
246	H	Tulsa	63 44	149	A	Tulane	55 59								

Non-Div I Games:

Memphis


■ Loss,
 ■ Non-Conf,
 ■ S Site,
 ■ H Home
 ■ A Away
 N Neutral

Average RPI Win: 267	WON-LOST	WINNING	LAST 10	STRENGTH OF	OPP. STRENGTH	TEAM	ADJ.	CONF.	ADJ CONF.
Average RPI Loss: 181	RECORD	PCT. RANK	GAMES	SCHEDULE	OF SCHEDULE	RPI	RPI	RPI	RPI
DIV. I ONLY	5- 19	315	3-7	262	229	323	323	26	26
DIV. I NON-CONF.	2- 12	318	0	232	206	317	317	20	20
TOTALS	RPI 1-25	RPI 26-50	W-L RECORDS	RPI 51-100	RPI 101-150	RPI 150+			
5- 19	0- 0	0- 1	OVERALL	0- 3	0- 3	5- 12			
4- 7	0- 0	0- 1	HOME	0- 0	0- 0	4- 6			
1- 12	0- 0	0- 0	AWAY	0- 3	0- 3	1- 6			
0- 0	0- 0	0- 0	NEUTRAL	0- 0	0- 0	0- 0			
2- 12	0- 0	0- 1	NON-CONFERENCE	0- 3	0- 2	2- 6			
1- 5	0- 0	0- 1	HOME	0- 0	0- 0	1- 4			
1- 7	0- 0	0- 0	AWAY	0- 3	0- 2	1- 2			
0- 0	0- 0	0- 0	NEUTRAL	0- 0	0- 0	0- 0			
3- 7	0- 0	0- 0	CONFERENCE	0- 0	0- 1	3- 6			
3- 2	0- 0	0- 0	HOME	0- 0	0- 0	3- 2			
0- 5	0- 0	0- 0	AWAY	0- 0	0- 1	0- 4			
0- 0	0- 0	0- 0	NEUTRAL	0- 0	0- 0	0- 0			

RPI S	Opponent	Score	RPI S	Opponent	Score	RPI S	Opponent	Score	RPI S	Opponent	Score	Team's RPI: 323
			31   Western Ky.	62   75		55  Yale	60   68		137  Florida	50   71		
						76  Alabama	56   111		145  UNC Greensboro	51   67		
						83  Georgia	60   76		146  Columbia	48   77		
									164  Samford	64   72		
									164  Samford	54   60		
									191  Jacksonville	83   87		
									196  Chattanooga	55 48		
									201  Gardner-Webb	62   65		
									210  Furman	49   62		
									210  Furman	61 55		
									214  Clemson	61   65		
									217  Kennesaw St.	64   92		
									241  Appalachian St.	68   77		
									263  Eastern Ky.	60   61		
									280  Wofford	49   77		
									280  Wofford	54 53		
									285  ETSU	66   72		
									300  Ga. Southern	62 52		
									334  Western Caro.	40   51		
									349  South Carolina St.	66 55		
LAST 10 Division I												
			164  Samford	54   60		196  Chattanooga	55 48					
			210  Furman	61 55		285  ETSU	66   72					
			280  Wofford	54 53		164  Samford	64   72					
			334  Western Caro.	40   51		280  Wofford	49   77					
			145  UNC Greensboro	51   67		210  Furman	49   62					

Non-Div I Games: LaGrange 74 47

Mercer

 Loss,
  Non-Conf,
  S Site,
  Home
  Away
 N Neutral

Average RPI Win:	273	WON-LOST	WINNING	LAST 10	STRENGTH OF	OPP. STRENGTH	TEAM	ADJ.	CONF.	ADJ CONF.
Average RPI Loss:	186	RECORD	PCT. RANK	GAMES	SCHEDULE	OF SCHEDULE	RPI	RPI	RPI	RPI
DIV. I ONLY	14- 8	92	8-2	309	335	197	197	30	30	
DIV. I NON-CONF.	5- 4	140	0	210	246	153	153	30	30	
TOTALS	RPI 1-25	RPI 26-50	W-L RECORDS	RPI 51-100	RPI 101-150	RPI 150+				
14- 8	0- 0	0- 0	OVERALL	0- 0	1- 4	13- 4				
8- 3	0- 0	0- 0	HOME	0- 0	0- 2	8- 1				
6- 5	0- 0	0- 0	AWAY	0- 0	1- 2	5- 3				
0- 0	0- 0	0- 0	NEUTRAL	0- 0	0- 0	0- 0				
5- 4	0- 0	0- 0	NON-CONFERENCE	0- 0	1- 2	4- 2				
3- 1	0- 0	0- 0	HOME	0- 0	0- 1	3- 0				
2- 3	0- 0	0- 0	AWAY	0- 0	1- 1	1- 2				
0- 0	0- 0	0- 0	NEUTRAL	0- 0	0- 0	0- 0				
9- 4	0- 0	0- 0	CONFERENCE	0- 0	0- 2	9- 2				
5- 2	0- 0	0- 0	HOME	0- 0	0- 1	5- 1				
4- 2	0- 0	0- 0	AWAY	0- 0	0- 1	4- 1				
0- 0	0- 0	0- 0	NEUTRAL	0- 0	0- 0	0- 0				

RPI 1-25				RPI 26-50				RPI 51-100				RPI 101+				Team's RPI: 197	
RPI	S	Opponent	Score	RPI	S	Opponent	Score	RPI	S	Opponent	Score	RPI	S	Opponent	Score		
												113	A	Holy Cross	42	68	
												129	H	Lehigh	68	72	
												132	A	Robert Morris	50	72	
												132	H	Robert Morris	62	68	
												147	A	Massachusetts	79	64	
												165	A	Illinois	72	75	
												170	A	Dartmouth	52	57	
												183	H	Mt. St. Mary's	76	55	
												212	A	Brown	72	57	
												234	H	UMass Lowell	73	50	
												250	A	Saint Francis (PA)	71	56	
												262	H	New Hampshire	64	54	
												283	H	Wagner	55	44	
												293	H	Vermont	78	53	
												305	A	Sacred Heart	60	63	
												308	H	St. Francis Brooklyn	80	54	
												315	H	Bryant	78	66	
												322	A	Fairleigh Dickinson	84	66	
												322	H	Fairleigh Dickinson	62	51	
												339	A	LIU Brooklyn	66	63	
												339	H	LIU Brooklyn	60	68	
												345	A	Central Conn. St.	65	56	
LAST 10 Division I																	
				283	H	Wagner	55 44					322	H	Fairleigh Dickinson	62 51		
				322	A	Fairleigh Dickinson	84 66					250	A	Saint Francis (PA)	71 56		
				339	A	LIU Brooklyn	66 63					132	A	Robert Morris	50 72		
				308	H	St. Francis Brooklyn	80 54					183	H	Mt. St. Mary's	76 55		
				339	H	LIU Brooklyn	60 68					345	A	Central Conn. St.	65 56		

Non-Div I Games: Eastern Nazarene 82 50 Fisher 81 42

Merrimack

■ Loss,
 ■ Non-Conf,
 ■ S Site,
 ■ H Home
 ■ A Away
 N Neutral

Average RPI Win:	136	WON-LOST	WINNING	LAST 10	STRENGTH OF	OPP. STRENGTH	TEAM	ADJ.	CONF.	ADJ CONF.
Average RPI Loss:	43	RECORD	PCT. RANK	GAMES	SCHEDULE	OF SCHEDULE	RPI	RPI	RPI	RPI
DIV. I ONLY	12- 12	176	3-7	11	43	88	88	5	5	
DIV. I NON-CONF.	8- 3	68	0	9	61	37	37	3	3	
TOTALS	RPI 1-25	RPI 26-50	W-L RECORDS	RPI 51-100	RPI 101-150	RPI 150+				
12- 12	0- 6	0- 3	OVERALL	4- 2	3- 1	5- 0				
11- 5	0- 4	0- 1	HOME	4- 0	3- 0	4- 0				
0- 7	0- 2	0- 2	AWAY	0- 2	0- 1	0- 0				
1- 0	0- 0	0- 0	NEUTRAL	0- 0	0- 0	1- 0				
8- 3	0- 3	0- 0	NON-CONFERENCE	2- 0	2- 0	4- 0				
7- 2	0- 2	0- 0	HOME	2- 0	2- 0	3- 0				
0- 1	0- 1	0- 0	AWAY	0- 0	0- 0	0- 0				
1- 0	0- 0	0- 0	NEUTRAL	0- 0	0- 0	1- 0				
4- 9	0- 3	0- 3	CONFERENCE	2- 2	1- 1	1- 0				
4- 3	0- 2	0- 1	HOME	2- 0	1- 0	1- 0				
0- 6	0- 1	0- 2	AWAY	0- 2	0- 1	0- 0				
0- 0	0- 0	0- 0	NEUTRAL	0- 0	0- 0	0- 0				

RPI 1-25				RPI 26-50				RPI 51-100 Team's RPI: 88				RPI 101+			
RPI	S	Opponent	Score	RPI	S	Opponent	Score	RPI	S	Opponent	Score	RPI	S	Opponent	Score
4	H	Louisville	41 87	30	A	Virginia Tech	45 69	52	H	IUPUI	74 65	102	H	North Florida	78 55
14	H	Indiana	45 58	35	H	Duke	55 74	78	H	Syracuse	77 62	112	H	Wake Forest	59 56
15	H	Oregon St.	53 75	50	A	Virginia	64 69	90	A	Georgia Tech	54 61	114	A	Notre Dame	53 76
19	A	DePaul	83 89					90	H	Georgia Tech	54 49	136	H	Jackson St.	83 68
24	A	Florida St.	61 79					97	A	North Carolina	58 78	161	N	N.C. A&T	68 67
24	H	Florida St.	62 73					100	H	Washington St.	74 68	168	H	Binghamton	79 56
												189	H	Miami (OH)	80 62
												214	H	Clemson	68 64
												228	H	UNC Asheville	75 46
LAST 10 Division I															
50	A	Virginia	64 69	214	H	Clemson	68 64								
35	H	Duke	55 74	114	A	Notre Dame	53 76								
30	A	Virginia Tech	45 69	97	A	North Carolina	58 78								
90	H	Georgia Tech	54 49	78	H	Syracuse	77 62								
24	A	Florida St.	61 79	4	H	Louisville	41 87								

Non-Div I Games:

Miami (FL)

■ Loss,
■ Non-Conf, S Site,
■ Home
■ Away
N Neutral

Average RPI Win:	250	WON-LOST	WINNING	LAST 10	STRENGTH OF	OPP. STRENGTH	TEAM	ADJ.	CONF.	ADJ CONF.
Average RPI Loss:	90	RECORD	PCT. RANK	GAMES	SCHEDULE	OF SCHEDULE	RPI	RPI	RPI	RPI
DIV. I ONLY	10- 14	231	3-7	171	92	189	189	10	10	
DIV. I NON-CONF.	6- 5	151	0	268	130	143	143	10	10	
TOTALS	RPI 1-25	RPI 26-50	W-L RECORDS	RPI 51-100	RPI 101-150	RPI 150+				
10- 14	0- 3	0- 2	OVERALL	0- 3	0- 3	10- 3				
5- 4	0- 1	0- 1	HOME	0- 0	0- 2	5- 0				
4- 9	0- 2	0- 1	AWAY	0- 3	0- 0	4- 3				
1- 1	0- 0	0- 0	NEUTRAL	0- 0	0- 1	1- 0				
6- 5	0- 1	0- 1	NON-CONFERENCE	0- 2	0- 1	6- 0				
2- 0	0- 0	0- 0	HOME	0- 0	0- 0	2- 0				
3- 4	0- 1	0- 1	AWAY	0- 2	0- 0	3- 0				
1- 1	0- 0	0- 0	NEUTRAL	0- 0	0- 1	1- 0				
4- 9	0- 2	0- 1	CONFERENCE	0- 1	0- 2	4- 3				
3- 4	0- 1	0- 1	HOME	0- 0	0- 2	3- 0				
1- 5	0- 1	0- 0	AWAY	0- 1	0- 0	1- 3				
0- 0	0- 0	0- 0	NEUTRAL	0- 0	0- 0	0- 0				

RPI 1-25				RPI 26-50				RPI 51-100				RPI 101+ Team's RPI: 189			
RPI	S	Opponent	Score	RPI	S	Opponent	Score	RPI	S	Opponent	Score	RPI	S	Opponent	Score
19	A	DePaul	79 98	38	A	Bradley	68 79	58	A	Ball St.	63 80	104	H	Kent St.	75 78
20	A	Central Mich.	70 76	47	H	Ohio	70 84	84	A	Cincinnati	68 98	105	N	Liberty	53 65
20	H	Central Mich.	87 99					88	A	Miami (FL)	62 80	131	H	Buffalo	72 86
												152	H	Western Mich.	70 67
												159	H	Toledo	92 83
												173	A	Eastern Mich.	53 80
												179	A	Northern Ill.	84 86
												179	H	Northern Ill.	66 64
												187	A	Akron	62 70
												239	A	South Alabama	76 73
												255	A	Bowling Green	80 59
												263	A	Eastern Ky.	75 57
												287	A	Pittsburgh	80 71
												297	N	Prairie View	65 52
												324	H	Evansville	72 64
												342	H	UIC	85 35
LAST 10 Division I															
				47	H	Ohio	70 84	255	A	Bowling Green	80 59				
				179	A	Northern Ill.	84 86	58	A	Ball St.	63 80				
				20	H	Central Mich.	87 99	187	A	Akron	62 70				
				159	H	Toledo	92 83	104	H	Kent St.	75 78				
				152	H	Western Mich.	70 67	173	A	Eastern Mich.	53 80				

Non-Div I Games: Tiffin 83 51

Miami (OH)

■ Loss,
 ■ Non-Conf, S Site,
 ■ Home
 ■ Away
 N Neutral

Michigan

Through Games Of Feb. 15, 2020

Average RPI Win:	132	WON-LOST	WINNING	LAST 10	STRENGTH OF	OPP. STRENGTH	TEAM	ADJ.	CONF.	ADJ CONF.
Average RPI Loss:	34	RECORD	PCT. RANK	GAMES	SCHEDULE	OF SCHEDULE	RPI	RPI	RPI	RPI
DIV. I ONLY	16- 8	69	5-5	17	22	32	32	2	2	
DIV. I NON-CONF.	9- 2	37	0	98	142	51	51	2	2	
TOTALS	RPI 1-25	RPI 26-50	W-L RECORDS	RPI 51-100	RPI 101-150	RPI 150+				
16- 8	1- 6	2- 0	OVERALL	4- 1	2- 1	7- 0				
11- 3	1- 2	2- 0	HOME	3- 0	0- 1	5- 0				
4- 4	0- 3	0- 0	AWAY	1- 1	1- 0	2- 0				
1- 1	0- 1	0- 0	NEUTRAL	0- 0	1- 0	0- 0				
9- 2	0- 1	1- 0	NON-CONFERENCE	1- 0	1- 1	6- 0				
6- 1	0- 0	1- 0	HOME	1- 0	0- 1	4- 0				
2- 0	0- 0	0- 0	AWAY	0- 0	0- 0	2- 0				
1- 1	0- 1	0- 0	NEUTRAL	0- 0	1- 0	0- 0				
7- 6	1- 5	1- 0	CONFERENCE	3- 1	1- 0	1- 0				
5- 2	1- 2	1- 0	HOME	2- 0	0- 0	1- 0				
2- 4	0- 3	0- 0	AWAY	1- 1	1- 0	0- 0				
0- 0	0- 0	0- 0	NEUTRAL	0- 0	0- 0	0- 0				

RPI 1-25				RPI 26-50				Team's RPI: 32				RPI 51-100				RPI 101+			
RPI	S	Opponent	Score	RPI	S	Opponent	Score	RPI	S	Opponent	Score	RPI	S	Opponent	Score	RPI	S	Opponent	Score
3	A	Maryland	55 70	34	H	Purdue	66 63	51	H	Rutgers	71 57	104	N	Kent St.	88 53				
3	H	Maryland	49 77	38	H	Bradley	77 57	62	A	Minnesota	77 52	114	H	Notre Dame	72 76				
8	H	Iowa	78 63					78	H	Syracuse	84 76	138	A	Wisconsin	68 56				
12	A	Northwestern	73 81					82	A	Nebraska	71 74	152	H	Western Mich.	76 55				
12	H	Northwestern	60 66					91	H	Michigan St.	89 69	173	A	Eastern Mich.	57 38				
24	N	Florida St.	69 79									187	A	Akron	80 71				
25	A	Ohio St.	69 78									211	H	Penn St.	82 48				
												241	H	Appalachian St.	62 35				
												251	H	Morgan St.	80 48				
												290	H	Oakland	79 64				
LAST 10 Division I																			
12	H	Northwestern	60 66	51	H	Rutgers	71 57												
62	A	Minnesota	77 52	82	A	Nebraska	71 74												
34	H	Purdue	66 63	138	A	Wisconsin	68 56												
8	H	Iowa	78 63	3	H	Maryland	49 77												
12	A	Northwestern	73 81	25	A	Ohio St.	69 78												

Non-Div I Games:

Michigan

■ Loss,
 ■ Non-Conf, S Site,
 ■ Home
 ■ Away
 N Neutral

Michigan St.

Through Games Of Feb. 15, 2020

Average RPI Win:	165	WON-LOST	WINNING	LAST 10	STRENGTH OF	OPP. STRENGTH	TEAM	ADJ.	CONF.	ADJ CONF.
Average RPI Loss:	42	RECORD	PCT. RANK	GAMES	SCHEDULE	OF SCHEDULE	RPI	RPI	RPI	RPI
DIV. I ONLY	12- 12	176	4-6	43	14	91	91	2	2	
DIV. I NON-CONF.	7- 4	100	0	252	62	155	155	2	2	
TOTALS	RPI 1-25	RPI 26-50	W-L RECORDS	RPI 51-100	RPI 101-150	RPI 150+				
12- 12	1- 7	0- 2	OVERALL	3- 2	3- 0	5- 1				
9- 2	1- 1	0- 1	HOME	2- 0	1- 0	5- 0				
2- 7	0- 5	0- 1	AWAY	1- 0	1- 0	0- 1				
1- 3	0- 1	0- 0	NEUTRAL	0- 2	1- 0	0- 0				
7- 4	0- 2	0- 0	NON-CONFERENCE	0- 2	2- 0	5- 0				
5- 0	0- 0	0- 0	HOME	0- 0	0- 0	5- 0				
1- 1	0- 1	0- 0	AWAY	0- 0	1- 0	0- 0				
1- 3	0- 1	0- 0	NEUTRAL	0- 2	1- 0	0- 0				
5- 8	1- 5	0- 2	CONFERENCE	3- 0	1- 0	0- 1				
4- 2	1- 1	0- 1	HOME	2- 0	1- 0	0- 0				
1- 6	0- 4	0- 1	AWAY	1- 0	0- 0	0- 1				
0- 0	0- 0	0- 0	NEUTRAL	0- 0	0- 0	0- 0				

RPI 1-25				RPI 26-50				RPI 51-100				RPI 101-150				RPI 150+			
RPI	S	Opponent	Score	RPI	S	Opponent	Score	RPI	S	Opponent	Score	RPI	S	Opponent	Score	RPI	S	Opponent	Score
3	A	Maryland	53 94	32	A	Michigan	69 89	51	A	Rutgers	66 55	107	N	Kansas St.	65 60				
8	A	Iowa	57 74	34	H	Purdue	66 76	51	H	Rutgers	57 53	114	A	Notre Dame	72 69				
12	A	Northwestern	55 85					53	N	West Virginia	57 63	138	H	Wisconsin	69 52				
12	H	Northwestern	48 76					78	N	Syracuse	63 77	173	H	Eastern Mich.	85 50				
14	A	Indiana	67 79					82	H	Nebraska	78 70	211	A	Penn St.	73 86				
22	N	LSU	56 58									273	H	Morehead St.	93 48				
24	A	Florida St.	68 78									290	H	Oakland	76 56				
25	H	Ohio St.	68 65									330	H	Detroit Mercy	110 52				
												347	H	Hartford	79 34				
LAST 10 Division I																			
51	H	Rutgers	57 53	12	H	Northwestern	48 76												
12	A	Northwestern	55 85	51	A	Rutgers	66 55												
3	A	Maryland	53 94	25	H	Ohio St.	68 65												
34	H	Purdue	66 76	138	H	Wisconsin	69 52												
8	A	Iowa	57 74	211	A	Penn St.	73 86												

Non-Div I Games:

Michigan St.

■ Loss,
 ■ Non-Conf,
 ■ S Site,
 ■ H Home
 ■ A Away
 N Neutral

Average RPI Win:	191	WON-LOST	WINNING	LAST 10	STRENGTH OF	OPP. STRENGTH	TEAM	ADJ.	CONF.	ADJ CONF.
Average RPI Loss:	64	RECORD	PCT. RANK	GAMES	SCHEDULE	OF SCHEDULE	RPI	RPI	RPI	RPI
DIV. I ONLY	17- 8	66	7-3	73	99	56	56	13	13	
DIV. I NON-CONF.	8- 4	90	0	47	31	53	53	15	15	
TOTALS	RPI 1-25	RPI 26-50	W-L RECORDS	RPI 51-100	RPI 101-150	RPI 150+				
17- 8	1- 1	0- 4	OVERALL	1- 2	4- 0	11- 1				
10- 2	1- 0	0- 2	HOME	1- 0	1- 0	7- 0				
6- 4	0- 0	0- 1	AWAY	0- 2	2- 0	4- 1				
1- 2	0- 1	0- 1	NEUTRAL	0- 0	1- 0	0- 0				
8- 4	1- 1	0- 2	NON-CONFERENCE	0- 1	3- 0	4- 0				
5- 1	1- 0	0- 1	HOME	0- 0	1- 0	3- 0				
2- 1	0- 0	0- 0	AWAY	0- 1	1- 0	1- 0				
1- 2	0- 1	0- 1	NEUTRAL	0- 0	1- 0	0- 0				
9- 4	0- 0	0- 2	CONFERENCE	1- 1	1- 0	7- 1				
5- 1	0- 0	0- 1	HOME	1- 0	0- 0	4- 0				
4- 3	0- 0	0- 1	AWAY	0- 1	1- 0	3- 1				
0- 0	0- 0	0- 0	NEUTRAL	0- 0	0- 0	0- 0				

RPI 1-25			RPI 26-50			RPI 51-100			Team's RPI: 56	RPI 101+		
RPI	S	Opponent	Score	RPI	S	Opponent	Score	RPI	S	Opponent	Score	
13	N	Gonzaga	50 62	26	H	Kentucky	52 67	61	A	Belmont	57 68	118 H VCU 86 63
21	H	TCU	82 70	27	N	Arizona St.	60 61	70	H	Charlotte	83 59	120 N Auburn 73 50
				28	H	Old Dominion	56 67	85	A	Rice	60 77	127 A UAB 62 52
				31	A	Western Ky.	63 71					149 A Tulane 64 62
												192 H Fla. Atlantic 81 66
												198 H Tennessee Tech 64 58
												206 A Southern Miss. 77 69
												210 H Furman 78 62
												216 H UTEP 76 60
												240 A Marshall 75 55
												244 A Louisiana Tech 60 78
												253 A North Texas 80 60
												254 A East Carolina 68 66
												268 H Lipscomb 70 49
												295 H FIU 72 56
												303 H UTSA 69 48
LAST 10 Division I												
				127	A	UAB	62 52	206	A	Southern Miss.	77 69	
				85	A	Rice	60 77	244	A	Louisiana Tech	60 78	
				253	A	North Texas	80 60	295	H	FIU	72 56	
				303	H	UTSA	69 48	192	H	Fla. Atlantic	81 66	
				216	H	UTEP	76 60	31	A	Western Ky.	63 71	

Non-Div I Games:

Middle Tenn.

■ Loss,
 ■ Non-Conf, S Site,
 ■ Home
 ■ Away
 N Neutral

Average RPI Win:	242	WON-LOST	WINNING	LAST 10	STRENGTH OF	OPP. STRENGTH	TEAM	ADJ.	CONF.	ADJ CONF.
Average RPI Loss:	141	RECORD	PCT. RANK	GAMES	SCHEDULE	OF SCHEDULE	RPI	RPI	RPI	RPI
DIV. I ONLY	9- 14	242	6-4	183	198	233	233	22	22	
DIV. I NON-CONF.	2- 8	295	0	161	53	294	294	21	21	
TOTALS	RPI 1-25	RPI 26-50	W-L RECORDS	RPI 51-100	RPI 101-150	RPI 150+				
9- 14	0- 1	0- 2	OVERALL	0- 2	1- 3	8- 6				
6- 5	0- 0	0- 1	HOME	0- 1	1- 0	5- 3				
3- 9	0- 1	0- 1	AWAY	0- 1	0- 3	3- 3				
0- 0	0- 0	0- 0	NEUTRAL	0- 0	0- 0	0- 0				
2- 8	0- 1	0- 2	NON-CONFERENCE	0- 1	0- 2	2- 2				
2- 3	0- 0	0- 1	HOME	0- 0	0- 0	2- 2				
0- 5	0- 1	0- 1	AWAY	0- 1	0- 2	0- 0				
0- 0	0- 0	0- 0	NEUTRAL	0- 0	0- 0	0- 0				
7- 6	0- 0	0- 0	CONFERENCE	0- 1	1- 1	6- 4				
4- 2	0- 0	0- 0	HOME	0- 1	1- 0	3- 1				
3- 4	0- 0	0- 0	AWAY	0- 0	0- 1	3- 3				
0- 0	0- 0	0- 0	NEUTRAL	0- 0	0- 0	0- 0				

RPI 1-25				RPI 26-50				RPI 51-100				RPI 101+ Team's RPI: 233			
RPI	S	Opponent	Score	RPI	S	Opponent	Score	RPI	S	Opponent	Score	RPI	S	Opponent	Score
19	A	DePaul	65 94	34	A	Purdue	55 68	52	H	IUPUI	52 75	138	A	Wisconsin	40 71
				37	H	Marquette	56 78	62	A	Minnesota	61 77	139	A	Green Bay	48 61
												139	H	Green Bay	65 60
												146	A	Columbia	46 74
												167	A	Wright St.	77 67
												167	H	Wright St.	60 58
												179	H	Northern Ill.	78 65
												190	A	Northern Ky.	37 61
												190	H	Northern Ky.	49 61
												203	A	Cleveland St.	49 58
												215	H	North Dakota	58 66
												232	A	Youngstown St.	74 62
												255	H	Bowling Green	51 63
												290	A	Oakland	62 78
												290	H	Oakland	74 67
												330	A	Detroit Mercy	63 48
												335	H	Ark.-Pine Bluff	69 55
												342	H	UIC	71 55
LAST 10 Division I															
290	H	Oakland	74 67	203	A	Cleveland St.	49 58								
139	H	Green Bay	65 60	52	H	IUPUI	52 75								
167	A	Wright St.	77 67	342	H	UIC	71 55								
190	A	Northern Ky.	37 61	290	A	Oakland	62 78								
232	A	Youngstown St.	74 62	330	A	Detroit Mercy	63 48								

Non-Div I Games: Wis.-Parkside 84 77

Milwaukee

■ Loss,
 ■ Non-Conf, S Site,
 ■ Home
 ■ Away
 N Neutral

Average RPI Win:	149	WON-LOST	WINNING	LAST 10	STRENGTH OF	OPP. STRENGTH	TEAM	ADJ.	CONF.	ADJ CONF.
Average RPI Loss:	51	RECORD	PCT. RANK	GAMES	SCHEDULE	OF SCHEDULE	RPI	RPI	RPI	RPI
DIV. I ONLY	15- 10	113	4-6	39	35	62	62	2	2	
DIV. I NON-CONF.	10- 1	20	0	87	160	26	26	2	2	
TOTALS	RPI 1-25	RPI 26-50	W-L RECORDS	RPI 51-100	RPI 101-150	RPI 150+				
15- 10	0- 6	2- 1	OVERALL	3- 1	3- 1	7- 1				
9- 6	0- 4	1- 1	HOME	3- 0	1- 1	4- 0				
6- 4	0- 2	1- 0	AWAY	0- 1	2- 0	3- 1				
0- 0	0- 0	0- 0	NEUTRAL	0- 0	0- 0	0- 0				
10- 1	0- 1	1- 0	NON-CONFERENCE	1- 0	2- 0	6- 0				
7- 1	0- 1	1- 0	HOME	1- 0	1- 0	4- 0				
3- 0	0- 0	0- 0	AWAY	0- 0	1- 0	2- 0				
0- 0	0- 0	0- 0	NEUTRAL	0- 0	0- 0	0- 0				
5- 9	0- 5	1- 1	CONFERENCE	2- 1	1- 1	1- 1				
2- 5	0- 3	0- 1	HOME	2- 0	0- 1	0- 0				
3- 4	0- 2	1- 0	AWAY	0- 1	1- 0	1- 1				
0- 0	0- 0	0- 0	NEUTRAL	0- 0	0- 0	0- 0				

RPI 1-25				RPI 26-50				RPI 51-100 Team's RPI: 62				RPI 101+			
RPI	S	Opponent	Score	RPI	S	Opponent	Score	RPI	S	Opponent	Score	RPI	S	Opponent	Score
5	H	Missouri St.	69 77	27	H	Arizona St.	80 66	51	H	Rutgers	73 71	114	A	Notre Dame	75 67
8	H	Iowa	75 76	32	H	Michigan	52 77	82	A	Nebraska	58 72	129	H	Lehigh	77 49
12	H	Northwestern	54 56	34	A	Purdue	72 59	82	H	Nebraska	67 61	138	A	Wisconsin	73 64
14	A	Indiana	52 65					86	H	Montana St.	71 60	138	H	Wisconsin	62 72
25	A	Ohio St.	76 99									155	A	George Washington	83 50
25	H	Ohio St.	63 66									160	H	UC Davis	76 67
												165	A	Illinois	71 74
												205	A	American	70 53
												211	A	Penn St.	81 74
												233	H	Milwaukee	77 61
												293	H	Vermont	90 58
												315	H	Bryant	101 56
LAST 10 Division I															
25	A	Ohio St.	76 99	14	A	Indiana	52 65								
32	H	Michigan	52 77	138	H	Wisconsin	62 72								
138	A	Wisconsin	73 64	34	A	Purdue	72 59								
51	H	Rutgers	73 71	8	H	Iowa	75 76								
82	H	Nebraska	67 61	165	A	Illinois	71 74								

Non-Div I Games:

Minnesota

■ Loss,
■ Non-Conf, S Site,
■ Home
■ Away
N Neutral

Average RPI Win:	121	WON-LOST	WINNING	LAST 10	STRENGTH OF	OPP. STRENGTH	TEAM	ADJ.	CONF.	ADJ CONF.
Average RPI Loss:	22	RECORD	PCT. RANK	GAMES	SCHEDULE	OF SCHEDULE	RPI	RPI	RPI	RPI
DIV. I ONLY	22- 3	11	9-1	25	31	9	9	4	4	
DIV. I NON-CONF.	12- 2	28	0	32	52	12	12	5	5	
TOTALS	RPI 1-25	RPI 26-50	W-L RECORDS	RPI 51-100	RPI 101-150	RPI 150+				
22- 3	2- 2	4- 0	OVERALL	4- 1	6- 0	6- 0				
11- 1	2- 0	1- 0	HOME	2- 1	2- 0	4- 0				
7- 1	0- 1	2- 0	AWAY	1- 0	3- 0	1- 0				
4- 1	0- 1	1- 0	NEUTRAL	1- 0	1- 0	1- 0				
12- 2	0- 1	3- 0	NON-CONFERENCE	2- 1	2- 0	5- 0				
5- 1	0- 0	1- 0	HOME	1- 1	0- 0	3- 0				
3- 0	0- 0	1- 0	AWAY	0- 0	1- 0	1- 0				
4- 1	0- 1	1- 0	NEUTRAL	1- 0	1- 0	1- 0				
10- 1	2- 1	1- 0	CONFERENCE	2- 0	4- 0	1- 0				
6- 0	2- 0	0- 0	HOME	1- 0	2- 0	1- 0				
4- 1	0- 1	1- 0	AWAY	1- 0	2- 0	0- 0				
0- 0	0- 0	0- 0	NEUTRAL	0- 0	0- 0	0- 0				

RPI 1-25				RPI 26-50				RPI 51-100				RPI 101+			
RPI	S	Opponent	Score	RPI	S	Opponent	Score	RPI	S	Opponent	Score	RPI	S	Opponent	Score
2	A	South Carolina	79 81	37	A	Marquette	74 68	53	H	West Virginia	65 71	106	A	Vanderbilt	68 52
11	N	Stanford	62 67	48	A	Tennessee	72 55	63	N	South Fla.	86 61	120	H	Auburn	78 73
16	H	Texas A&M	69 57	49	H	Troy	122 82	65	H	UT Martin	82 46	130	A	Missouri	79 64
22	H	LSU	64 60	50	N	Virginia	72 59	83	A	Georgia	73 66	136	A	Jackson St.	92 53
								83	H	Georgia	67 53	137	H	Florida	93 47
												139	N	Green Bay	83 58
												202	A	Louisiana	64 48
												206	H	Southern Miss.	91 58
												208	H	Little Rock	89 50
												235	N	San Francisco	73 38
												238	H	Murray St.	124 43
												282	H	Ole Miss	80 39
LAST 10 Division I															
16	H	Texas A&M	69 57	106	A	Vanderbilt	68 52								
48	A	Tennessee	72 55	2	A	South Carolina	79 81								
83	H	Georgia	67 53	22	H	LSU	64 60								
120	H	Auburn	78 73	130	A	Missouri	79 64								
282	H	Ole Miss	80 39	83	A	Georgia	73 66								

Non-Div I Games:

Mississippi St.

Average RPI Win: 345		WON-LOST	WINNING	LAST 10	STRENGTH OF	OPP. STRENGTH	TEAM	ADJ.	CONF.	ADJ CONF.
Average RPI Loss: 254		RECORD	PCT. RANK	GAMES	SCHEDULE	OF SCHEDULE	RPI	RPI	RPI	RPI
DIV. I ONLY		2- 21	343	1-9	350	349	351	351	32	32
DIV. I NON-CONF.		1- 10	329	0	340	331	350	350	31	31
TOTALS	RPI 1-25		RPI 26-50		W-L RECORDS	RPI 51-100	RPI 101-150		RPI 150+	
2- 21	0- 0		0- 0		OVERALL	0- 0	0- 2		2- 19	
2- 8	0- 0		0- 0		HOME	0- 0	0- 1		2- 7	
0- 12	0- 0		0- 0		AWAY	0- 0	0- 1		0- 11	
0- 1	0- 0		0- 0		NEUTRAL	0- 0	0- 0		0- 1	
1- 10	0- 0		0- 0		NON-CONFERENCE	0- 0	0- 0		1- 10	
1- 2	0- 0		0- 0		HOME	0- 0	0- 0		1- 2	
0- 7	0- 0		0- 0		AWAY	0- 0	0- 0		0- 7	
0- 1	0- 0		0- 0		NEUTRAL	0- 0	0- 0		0- 1	
1- 11	0- 0		0- 0		CONFERENCE	0- 0	0- 2		1- 9	
1- 6	0- 0		0- 0		HOME	0- 0	0- 1		1- 5	
0- 5	0- 0		0- 0		AWAY	0- 0	0- 1		0- 4	
0- 0	0- 0		0- 0		NEUTRAL	0- 0	0- 0		0- 0	

[illegible]

Non-Div I Games:

Mississippi Val.

Loss, Non-Conf, S Site, H Home A Away N Neutral

Average RPI Win:	168	WON-LOST	WINNING	LAST 10	STRENGTH OF	OPP. STRENGTH	TEAM	ADJ.	CONF.	ADJ CONF.
Average RPI Loss:	69	RECORD	PCT. RANK	GAMES	SCHEDULE	OF SCHEDULE	RPI	RPI	RPI	RPI
DIV. I ONLY	6- 18	306	3-7	3	62	130	130	4	4	
DIV. I NON-CONF.	3- 10	282	0	41	126	227	227	5	5	
TOTALS	RPI 1-25	RPI 26-50	W-L RECORDS	RPI 51-100	RPI 101-150	RPI 150+				
6- 18	1- 6	0- 5	OVERALL	2- 3	0- 1	3- 3				
4- 8	1- 3	0- 2	HOME	1- 2	0- 0	2- 1				
2- 8	0- 3	0- 3	AWAY	1- 0	0- 1	1- 1				
0- 2	0- 0	0- 0	NEUTRAL	0- 1	0- 0	0- 1				
3- 10	0- 2	0- 1	NON-CONFERENCE	1- 3	0- 1	2- 3				
3- 4	0- 1	0- 0	HOME	1- 2	0- 0	2- 1				
0- 4	0- 1	0- 1	AWAY	0- 0	0- 1	0- 1				
0- 2	0- 0	0- 0	NEUTRAL	0- 1	0- 0	0- 1				
3- 8	1- 4	0- 4	CONFERENCE	1- 0	0- 0	1- 0				
1- 4	1- 2	0- 2	HOME	0- 0	0- 0	0- 0				
2- 4	0- 2	0- 2	AWAY	1- 0	0- 0	1- 0				
0- 0	0- 0	0- 0	NEUTRAL	0- 0	0- 0	0- 0				

RPI 1-25				RPI 26-50				RPI 51-100				RPI 101+ Team's RPI: 130			
RPI	S	Opponent	Score	RPI	S	Opponent	Score	RPI	S	Opponent	Score	RPI	S	Opponent	Score
2	H	South Carolina	45 78	26	H	Kentucky	47 62	74	H	UNI	73 78	139	A	Green Bay	64 72
5	A	Missouri St.	72 79	36	A	Arkansas	73 90	82	H	Nebraska	85 90	165	H	Illinois	51 58
9	H	Mississippi St.	64 79	36	H	Arkansas	81 85	83	A	Georgia	73 65	193	H	Western Ill.	97 89
16	A	Texas A&M	53 72	39	A	South Dakota	56 72	95	H	Saint Louis	83 58	200	N	New Mexico	68 71
18	H	Princeton	33 68	48	A	Tennessee	66 77	97	N	North Carolina	69 82	222	A	UMKC	56 59
22	A	LSU	58 66									282	A	Ole Miss	71 57
22	H	LSU	69 65									333	H	SIUE	68 51
LAST 10 Division I															
22	A	LSU	58 66	282	A	Ole Miss	71 57								
83	A	Georgia	73 65	2	H	South Carolina	45 78								
36	H	Arkansas	81 85	36	A	Arkansas	73 90								
26	H	Kentucky	47 62	9	H	Mississippi St.	64 79								
16	A	Texas A&M	53 72	22	H	LSU	69 65								

Non-Div I Games:

Missouri

■ Loss,
■ Non-Conf,
■ S Site,
■ H Home
■ A Away
N Neutral

Average RPI Win:	119	WON-LOST	WINNING	LAST 10	STRENGTH OF	OPP. STRENGTH	TEAM	ADJ.	CONF.	ADJ CONF.
Average RPI Loss:	36	RECORD	PCT. RANK	GAMES	SCHEDULE	OF SCHEDULE	RPI	RPI	RPI	RPI
DIV. I ONLY	20- 3	17	9-1	22	65	5	5	7	7	
DIV. I NON-CONF.	9- 2	37	0	16	12	5	5	7	7	
TOTALS	RPI 1-25	RPI 26-50	W-L RECORDS	RPI 51-100	RPI 101-150	RPI 150+				
20- 3	0- 2	5- 0	OVERALL	6- 1	3- 0	6- 0				
10- 0	0- 0	2- 0	HOME	4- 0	1- 0	3- 0				
10- 3	0- 2	3- 0	AWAY	2- 1	2- 0	3- 0				
0- 0	0- 0	0- 0	NEUTRAL	0- 0	0- 0	0- 0				
9- 2	0- 2	2- 0	NON-CONFERENCE	2- 0	2- 0	3- 0				
5- 0	0- 0	0- 0	HOME	1- 0	1- 0	3- 0				
4- 2	0- 2	2- 0	AWAY	1- 0	1- 0	0- 0				
0- 0	0- 0	0- 0	NEUTRAL	0- 0	0- 0	0- 0				
11- 1	0- 0	3- 0	CONFERENCE	4- 1	1- 0	3- 0				
5- 0	0- 0	2- 0	HOME	3- 0	0- 0	0- 0				
6- 1	0- 0	1- 0	AWAY	1- 1	1- 0	3- 0				
0- 0	0- 0	0- 0	NEUTRAL	0- 0	0- 0	0- 0				

RPI	S	Opponent	Score	RPI	S	Opponent	Score	RPI	S	Opponent	Score	RPI	S	Opponent	Score
13	A	Gonzaga	52 64	33	A	Drake	89 83	62	A	Minnesota	77 69	116	A	Boise St.	72 69
15	A	Oregon St.	69 80	33	H	Drake	69 67	71	H	Illinois St.	87 74	130	H	Missouri	79 72
				38	H	Bradley	90 56	74	A	UNI	66 55	135	A	Loyola Chicago	74 72
				39	A	South Dakota	74 66	74	H	UNI	80 66	158	H	Wichita St.	68 55
				45	A	Oklahoma	96 90	81	A	Southern Ill.	68 70	174	A	Valparaiso	81 68
								81	H	Southern Ill.	88 57	204	H	Santa Clara	71 64
								98	H	A&M-Corpus Christi	79 51	222	H	UMKC	83 58
												277	A	Indiana St.	76 55
												324	A	Evansville	81 55
LAST 10 Division I															
				81	H	Southern Ill.	88 57	324	A	Evansville	81 55				
				33	A	Drake	89 83	277	A	Indiana St.	76 55				
				74	A	UNI	66 55	81	A	Southern Ill.	68 70				
				71	H	Illinois St.	87 74	74	H	UNI	80 66				
				38	H	Bradley	90 56	33	H	Drake	69 67				

Non-Div I Games: William Jewell 111 39

Missouri St.

Average RPI Win: 277	WON-LOST	WINNING	LAST 10	STRENGTH OF	OPP. STRENGTH	TEAM	ADJ.	CONF.	ADJ CONF.
Average RPI Loss: 165	RECORD	PCT. RANK	GAMES	SCHEDULE	OF SCHEDULE	RPI	RPI	RPI	RPI
DIV. I ONLY	7- 17	288	3-7	201	269	279	279	24	24
DIV. I NON-CONF.	3- 6	235	0	121	175	182	182	25	25
TOTALS	RPI 1-25	RPI 26-50	W-L RECORDS	RPI 51-100	RPI 101-150	RPI 150+			
7- 17	0- 2	0- 0	OVERALL	0- 4	0- 2	7- 9			
3- 7	0- 0	0- 0	HOME	0- 1	0- 1	3- 5			
3- 10	0- 2	0- 0	AWAY	0- 3	0- 1	3- 4			
1- 0	0- 0	0- 0	NEUTRAL	0- 0	0- 0	1- 0			
3- 6	0- 2	0- 0	NON-CONFERENCE	0- 1	0- 2	3- 1			
1- 1	0- 0	0- 0	HOME	0- 0	0- 1	1- 0			
1- 5	0- 2	0- 0	AWAY	0- 1	0- 1	1- 1			
1- 0	0- 0	0- 0	NEUTRAL	0- 0	0- 0	1- 0			
4- 11	0- 0	0- 0	CONFERENCE	0- 3	0- 0	4- 8			
2- 6	0- 0	0- 0	HOME	0- 1	0- 0	2- 5			
2- 5	0- 0	0- 0	AWAY	0- 2	0- 0	2- 3			
0- 0	0- 0	0- 0	NEUTRAL	0- 0	0- 0	0- 0			

RPI 1-25				RPI 26-50				RPI 51-100				RPI 101+ Team's RPI: 279			
RPI	S	Opponent	Score	RPI	S	Opponent	Score	RPI	S	Opponent	Score	RPI	S	Opponent	Score
18	A	Princeton	40 52					67	A	Marist	66 76	108	A	San Diego	49 57
23	A	Arizona	34 86					67	H	Marist	53 74	148	H	Providence	52 68
								77	A	Bucknell	37 71	185	H	Lafayette	52 44
								96	A	Rider	25 48	186	A	Quinnipiac	53 60
												186	H	Quinnipiac	45 52
												221	H	Manhattan	62 60
												227	A	Iona	56 50
												227	H	Iona	33 36
												236	A	Fairfield	38 49
												236	H	Fairfield	39 40
												247	A	Loyola Maryland	48 64
												269	H	Niagara	70 73
												278	A	Siena	39 51
												314	A	Albany (NY)	53 41
												329	N	Purdue Fort Wayne	60 46
												332	A	Saint Peter's	81 67
												332	H	Saint Peter's	59 57
												338	H	Canisius	62 71
LAST 10 Division I															
236	H	Fairfield	39 40	67	H	Marist	53 74								
227	A	Iona	56 50	278	A	Siena	39 51								
332	H	Saint Peter's	59 57	269	H	Niagara	70 73								
186	H	Quinnipiac	45 52	186	A	Quinnipiac	53 60								
96	A	Rider	25 48	332	A	Saint Peter's	81 67								

Non-Div I Games:

Monmouth

Montana

Through Games Of Feb. 15, 2020

Average RPI Win:	251	WON-LOST	WINNING	LAST 10	STRENGTH OF	OPP. STRENGTH	TEAM	ADJ.	CONF.	ADJ CONF.
Average RPI Loss:	134	RECORD	PCT. RANK	GAMES	SCHEDULE	OF SCHEDULE	RPI	RPI	RPI	RPI
DIV. I ONLY	12- 10	145	5-5	197	248	171	171	18	18	
DIV. I NON-CONF.	3- 4	201	0	15	314	105	105	17	17	
TOTALS	RPI 1-25	RPI 26-50	W-L RECORDS	RPI 51-100	RPI 101-150	RPI 150+				
12- 10	0- 1	0- 1	OVERALL	0- 2	1- 1	11- 5				
6- 5	0- 1	0- 0	HOME	0- 2	1- 0	5- 2				
6- 4	0- 0	0- 1	AWAY	0- 0	0- 1	6- 2				
0- 1	0- 0	0- 0	NEUTRAL	0- 0	0- 0	0- 1				
3- 4	0- 1	0- 1	NON-CONFERENCE	0- 1	0- 0	3- 1				
1- 2	0- 1	0- 0	HOME	0- 1	0- 0	1- 0				
2- 1	0- 0	0- 1	AWAY	0- 0	0- 0	2- 0				
0- 1	0- 0	0- 0	NEUTRAL	0- 0	0- 0	0- 1				
9- 6	0- 0	0- 0	CONFERENCE	0- 1	1- 1	8- 4				
5- 3	0- 0	0- 0	HOME	0- 1	1- 0	4- 2				
4- 3	0- 0	0- 0	AWAY	0- 0	0- 1	4- 2				
0- 0	0- 0	0- 0	NEUTRAL	0- 0	0- 0	0- 0				

RPI 1-25				RPI 26-50				RPI 51-100				RPI 101+ Team's RPI: 171			
RPI	S	Opponent	Score	RPI	S	Opponent	Score	RPI	S	Opponent	Score	RPI	S	Opponent	Score
23	H	Arizona	42 77	39	A	South Dakota	64 96	60	H	Fresno St.	63 76	122	A	Idaho	51 52
								86	H	Montana St.	61 66	122	H	Idaho	69 60
												163	A	Northern Ariz.	79 71
												182	A	Idaho St.	59 72
												182	H	Idaho St.	53 67
												184	H	Southern Utah	81 74
												204	N	Santa Clara	58 68
												218	H	Grand Canyon	72 67
												220	A	Portland St.	65 78
												220	H	Portland St.	62 55
												222	H	Northern Colo.	58 67
												230	A	Cal St. Fullerton	71 69
												298	A	Sacramento St.	64 60
												306	A	Eastern Wash.	77 56
												306	H	Eastern Wash.	92 54
												320	A	Weber St.	78 46
												320	H	Weber St.	85 57
												326	A	Utah Valley	63 52
LAST 10 Division I															
				182	A	Idaho St.	59 72	220	H	Portland St.	62 55				
				320	A	Weber St.	78 46	320	H	Weber St.	85 57				
				122	H	Idaho	69 60	182	H	Idaho St.	53 67				
				306	A	Eastern Wash.	77 56	122	A	Idaho	51 52				
				86	H	Montana St.	61 66	220	A	Portland St.	65 78				

Non-Div I Games: Mont. St.-Northern 98 45 Mont. St. Billings 70 53

Montana

Loss, Non-Conf, S Site, H Home A Away N Neutral

Average RPI Win:	231	WON-LOST	WINNING	LAST 10	STRENGTH OF	OPP. STRENGTH	TEAM	ADJ.	CONF.	ADJ CONF.
Average RPI Loss:	76	RECORD	PCT. RANK	GAMES	SCHEDULE	OF SCHEDULE	RPI	RPI	RPI	RPI
DIV. I ONLY	15- 6	52	9-1	173	179	86	86	18	18	
DIV. I NON-CONF.	2- 5	259	0	10	97	122	122	17	17	
TOTALS	RPI 1-25	RPI 26-50	W-L RECORDS	RPI 51-100	RPI 101-150	RPI 150+				
15- 6	0- 2	0- 0	OVERALL	0- 2	1- 1	14- 1				
6- 2	0- 1	0- 0	HOME	0- 0	0- 1	6- 0				
9- 2	0- 0	0- 0	AWAY	0- 2	1- 0	8- 0				
0- 2	0- 1	0- 0	NEUTRAL	0- 0	0- 0	0- 1				
2- 5	0- 2	0- 0	NON-CONFERENCE	0- 2	0- 0	2- 1				
1- 1	0- 1	0- 0	HOME	0- 0	0- 0	1- 0				
1- 2	0- 0	0- 0	AWAY	0- 2	0- 0	1- 0				
0- 2	0- 1	0- 0	NEUTRAL	0- 0	0- 0	0- 1				
13- 1	0- 0	0- 0	CONFERENCE	0- 0	1- 1	12- 0				
5- 1	0- 0	0- 0	HOME	0- 0	0- 1	5- 0				
8- 0	0- 0	0- 0	AWAY	0- 0	1- 0	7- 0				
0- 0	0- 0	0- 0	NEUTRAL	0- 0	0- 0	0- 0				

RPI 1-25				RPI 26-50				RPI 51-100 Team's RPI: 86				RPI 101+			
RPI	S	Opponent	Score	RPI	S	Opponent	Score	RPI	S	Opponent	Score	RPI	S	Opponent	Score
13	H	Gonzaga	55 70					62	A	Minnesota	60 71	122	A	Idaho	62 56
16	N	Texas A&M	67 78					87	A	South Dakota St.	50 60	122	H	Idaho	68 69
												158	N	Wichita St.	64 66
												160	H	UC Davis	77 65
												163	A	Northern Ariz.	72 64
												171	A	Montana	66 61
												182	A	Idaho St.	74 55
												182	H	Idaho St.	67 59
												184	H	Southern Utah	91 65
												220	A	Portland St.	73 62
												222	H	Northern Colo.	91 58
												298	A	Sacramento St.	85 48
												306	A	Eastern Wash.	89 85
												306	H	Eastern Wash.	79 47
												307	A	Seattle U	73 65
												320	A	Weber St.	102 67
												320	H	Weber St.	81 52
LAST 10 Division I															
320	A	Weber St.	102 67	182	H	Idaho St.	67 59								
182	A	Idaho St.	74 55	320	H	Weber St.	81 52								
306	H	Eastern Wash.	79 47	306	A	Eastern Wash.	89 85								
122	A	Idaho	62 56	220	A	Portland St.	73 62								
171	A	Montana	66 61	122	H	Idaho	68 69								

Non-Div I Games: Carroll (MT) 67 33 Mont. St.-Northern 93 34

Montana St.

Average RPI Win:	286	WON-LOST	WINNING	LAST 10	STRENGTH OF	OPP. STRENGTH	TEAM	ADJ.	CONF.	ADJ CONF.
Average RPI Loss:	153	RECORD	PCT. RANK	GAMES	SCHEDULE	OF SCHEDULE	RPI	RPI	RPI	RPI
DIV. I ONLY	7- 17	288	3-7	169	281	273	273	20	20	
DIV. I NON-CONF.	2- 8	295	0	73	173	258	258	24	24	
TOTALS	RPI 1-25	RPI 26-50	W-L RECORDS	RPI 51-100	RPI 101-150	RPI 150+				
7- 17	0- 1	0- 1	OVERALL	0- 4	0- 1	7- 10				
4- 7	0- 0	0- 0	HOME	0- 1	0- 1	4- 5				
3- 10	0- 1	0- 1	AWAY	0- 3	0- 0	3- 5				
0- 0	0- 0	0- 0	NEUTRAL	0- 0	0- 0	0- 0				
2- 8	0- 1	0- 1	NON-CONFERENCE	0- 2	0- 0	2- 4				
2- 2	0- 0	0- 0	HOME	0- 0	0- 0	2- 2				
0- 6	0- 1	0- 1	AWAY	0- 2	0- 0	0- 2				
0- 0	0- 0	0- 0	NEUTRAL	0- 0	0- 0	0- 0				
5- 9	0- 0	0- 0	CONFERENCE	0- 2	0- 1	5- 6				
2- 5	0- 0	0- 0	HOME	0- 1	0- 1	2- 3				
3- 4	0- 0	0- 0	AWAY	0- 1	0- 0	3- 3				
0- 0	0- 0	0- 0	NEUTRAL	0- 0	0- 0	0- 0				

RPI 1-25				RPI 26-50				RPI 51-100				RPI 101+ Team's RPI: 273			
RPI	S	Opponent	Score	RPI	S	Opponent	Score	RPI	S	Opponent	Score	RPI	S	Opponent	Score
6	A	Baylor	47 94	26	A	Kentucky	54 79	59	A	Dayton	41 58	125	H	Southeast Mo. St.	61 67
								61	A	Belmont	62 71	161	H	N.C. A&T	56 74
								65	H	UT Martin	64 82	174	A	Valparaiso	53 55
								91	A	Michigan St.	48 93	198	A	Tennessee Tech	75 82
												198	H	Tennessee Tech	55 75
												199	H	Radford	73 62
												224	H	Stetson	55 58
												226	A	Eastern Ill.	62 67
												226	H	Eastern Ill.	51 57
												238	A	Murray St.	75 83
												250	H	Saint Francis (PA)	65 54
												255	A	Bowling Green	65 79
												263	H	Eastern Ky.	47 68
												276	A	Jacksonville St.	69 55
												276	H	Jacksonville St.	67 48
												333	A	SIUE	63 55
												333	H	SIUE	75 69
												336	A	Tennessee St.	84 47
LAST 10 Division I															
				238	A	Murray St.	75 83					125	H	Southeast Mo. St.	61 67
				263	H	Eastern Ky.	47 68					276	A	Jacksonville St.	69 55
				226	A	Eastern Ill.	62 67					198	A	Tennessee Tech	75 82
				333	A	SIUE	63 55					61	A	Belmont	62 71
				65	H	UT Martin	64 82					336	A	Tennessee St.	84 47

Non-Div I Games: Asbury 107 55 Midway 107 55

Morehead St.

Loss, Non-Conf, S Site, H Home A Away N Neutral

Average RPI Win: 284	WON-LOST	WINNING	LAST 10	STRENGTH OF	OPP. STRENGTH	TEAM	ADJ.	CONF.	ADJ CONF.
Average RPI Loss: 195	RECORD	PCT. RANK	GAMES	SCHEDULE	OF SCHEDULE	RPI	RPI	RPI	RPI
DIV. I ONLY	10- 13	218	7-3	321	316	251	251	29	29
DIV. I NON-CONF.	2- 9	304	0	250	232	305	305	29	29
TOTALS	RPI 1-25	RPI 26-50	W-L RECORDS	RPI 51-100	RPI 101-150	RPI 150+			
10- 13	0- 0	0- 2	OVERALL	0- 2	0- 1	10- 8			
5- 1	0- 0	0- 0	HOME	0- 0	0- 0	5- 1			
5- 10	0- 0	0- 2	AWAY	0- 1	0- 1	5- 6			
0- 2	0- 0	0- 0	NEUTRAL	0- 1	0- 0	0- 1			
2- 9	0- 0	0- 2	NON-CONFERENCE	0- 2	0- 0	2- 5			
1- 0	0- 0	0- 0	HOME	0- 0	0- 0	1- 0			
1- 7	0- 0	0- 2	AWAY	0- 1	0- 0	1- 4			
0- 2	0- 0	0- 0	NEUTRAL	0- 1	0- 0	0- 1			
8- 4	0- 0	0- 0	CONFERENCE	0- 0	0- 1	8- 3			
4- 1	0- 0	0- 0	HOME	0- 0	0- 0	4- 1			
4- 3	0- 0	0- 0	AWAY	0- 0	0- 1	4- 2			
0- 0	0- 0	0- 0	NEUTRAL	0- 0	0- 0	0- 0			

RPI S	Opponent	Score	RPI S	Opponent	Score	RPI S	Opponent	Score	RPI S	Opponent	Score	Team's RPI: 251
32	A Michigan	48 80	37	A Marquette	48 70	66	N Stony Brook	56 63	126	A Bethune-Cookman	65 74	
						82	A Nebraska	55 78	154	A Norfolk St.	57 64	
									161	H N.C. A&T	42 38	
									187	N Akron	45 52	
									240	A Marshall	57 52	
									257	A Howard	68 52	
									257	H Howard	74 67	
									259	H Texas St.	72 62	
									271	A Delaware St.	61 69	
									299	A UMBC	63 65	
									310	A Omaha	64 70	
									313	H N.C. Central	86 79	
									317	A UMES	55 44	
									317	H UMES	61 71	
									321	A Hofstra	39 51	
									332	A Saint Peter's	77 78	
									340	A Coppin St.	47 42	
									343	A Florida A&M	59 47	
									349	H South Carolina St.	77 47	
LAST 10 Division I												
154	A Norfolk St.	57 64	340	A Coppin St.	47 42							
313	H N.C. Central	86 79	161	H N.C. A&T	42 38							
317	H UMES	61 71	257	H Howard	74 67							
257	A Howard	68 52	126	A Bethune-Cookman	65 74							
317	A UMES	55 44	343	A Florida A&M	59 47							

Non-Div I Games: Washington Adventis84 52 Notre Dame (MD) 113 34

Morgan St.

Loss, Non-Conf, S Site, H Home A Away N Neutral

Mt. St. Mary's

Through Games Of Feb. 15, 2020

Average RPI Win:	284	WON-LOST	WINNING	LAST 10	STRENGTH OF	OPP. STRENGTH	TEAM	ADJ.	CONF.	ADJ CONF.
Average RPI Loss:	150	RECORD	PCT. RANK	GAMES	SCHEDULE	OF SCHEDULE	RPI	RPI	RPI	RPI
DIV. I ONLY	14- 9	109	8-2	312	267	183	183	30	30	
DIV. I NON-CONF.	4- 7	225	0	122	95	177	177	30	30	
TOTALS	RPI 1-25	RPI 26-50	W-L RECORDS	RPI 51-100	RPI 101-150	RPI 150+				
14- 9	0- 1	0- 2	OVERALL	0- 0	1- 2	13- 4				
7- 2	0- 0	0- 0	HOME	0- 0	0- 1	7- 1				
6- 6	0- 1	0- 2	AWAY	0- 0	0- 0	6- 3				
1- 1	0- 0	0- 0	NEUTRAL	0- 0	1- 1	0- 0				
4- 7	0- 1	0- 2	NON-CONFERENCE	0- 0	1- 2	3- 2				
2- 1	0- 0	0- 0	HOME	0- 0	0- 1	2- 0				
1- 5	0- 1	0- 2	AWAY	0- 0	0- 0	1- 2				
1- 1	0- 0	0- 0	NEUTRAL	0- 0	1- 1	0- 0				
10- 2	0- 0	0- 0	CONFERENCE	0- 0	0- 0	10- 2				
5- 1	0- 0	0- 0	HOME	0- 0	0- 0	5- 1				
5- 1	0- 0	0- 0	AWAY	0- 0	0- 0	5- 1				
0- 0	0- 0	0- 0	NEUTRAL	0- 0	0- 0	0- 0				

RPI 1-25				RPI 26-50				RPI 51-100				RPI 101+ Team's RPI: 183			
RPI	S	Opponent	Score	RPI	S	Opponent	Score	RPI	S	Opponent	Score	RPI	S	Opponent	Score
14	A	Indiana	52 75	26	A	Kentucky	44 67					110	N	Richmond	75 67
				28	A	Old Dominion	34 85					129	H	Lehigh	65 66
												142	N	Hampton	60 68
												178	A	Towson	57 73
												197	A	Merrimack	55 76
												199	A	Radford	75 58
												247	H	Loyola Maryland	81 75
												250	H	Saint Francis (PA)	68 44
												283	H	Wagner	78 63
												299	H	UMBC	71 61
												305	A	Sacred Heart	67 58
												308	A	St. Francis Brooklyn	67 62
												308	H	St. Francis Brooklyn	69 60
												315	A	Bryant	76 70
												315	H	Bryant	67 72
												317	A	UMES	76 78
												322	A	Fairleigh Dickinson	69 61
												339	A	LIU Brooklyn	77 57
												339	H	LIU Brooklyn	75 57
												345	H	Central Conn. St.	72 64
LAST 10 Division I															
250	H	Saint Francis (PA)	68 44	315	H	Bryant	67 72								
339	A	LIU Brooklyn	77 57	308	H	St. Francis Brooklyn	69 60								
308	A	St. Francis Brooklyn	67 62	345	H	Central Conn. St.	72 64								
305	A	Sacred Heart	67 58	197	A	Merrimack	55 76								
322	A	Fairleigh Dickinson	69 61	315	A	Bryant	76 70								

Non-Div I Games: Frostburg St. 94 40

Mt. St. Mary's

Loss, Non-Conf, S Site, H Home A Away N Neutral

Average RPI Win:	277	WON-LOST	WINNING	LAST 10	STRENGTH OF	OPP. STRENGTH	TEAM	ADJ.	CONF.	ADJ CONF.
Average RPI Loss:	125	RECORD	PCT. RANK	GAMES	SCHEDULE	OF SCHEDULE	RPI	RPI	RPI	RPI
DIV. I ONLY	10- 13	218	4-6	265	184	238	238	20	20	
DIV. I NON-CONF.	5- 4	140	0	321	73	193	193	24	24	
TOTALS	RPI 1-25	RPI 26-50	W-L RECORDS	RPI 51-100	RPI 101-150	RPI 150+				
10- 13	0- 2	0- 0	OVERALL	0- 5	1- 1	9- 5				
7- 3	0- 0	0- 0	HOME	0- 2	1- 0	6- 1				
3- 10	0- 2	0- 0	AWAY	0- 3	0- 1	3- 4				
0- 0	0- 0	0- 0	NEUTRAL	0- 0	0- 0	0- 0				
5- 4	0- 2	0- 0	NON-CONFERENCE	0- 1	0- 0	5- 1				
2- 1	0- 0	0- 0	HOME	0- 0	0- 0	2- 1				
3- 3	0- 2	0- 0	AWAY	0- 1	0- 0	3- 0				
0- 0	0- 0	0- 0	NEUTRAL	0- 0	0- 0	0- 0				
5- 9	0- 0	0- 0	CONFERENCE	0- 4	1- 1	4- 4				
5- 2	0- 0	0- 0	HOME	0- 2	1- 0	4- 0				
0- 7	0- 0	0- 0	AWAY	0- 2	0- 1	0- 4				
0- 0	0- 0	0- 0	NEUTRAL	0- 0	0- 0	0- 0				

RPI 1-25				RPI 26-50				RPI 51-100				RPI 101+ Team's RPI: 238			
RPI	S	Opponent	Score	RPI	S	Opponent	Score	RPI	S	Opponent	Score	RPI	S	Opponent	Score
4	A	Louisville	40 76					61	A	Belmont	53 70	125	A	Southeast Mo. St.	73 88
9	A	Mississippi St.	43 124					61	H	Belmont	56 86	125	H	Southeast Mo. St.	70 62
								65	A	UT Martin	56 98	164	H	Samford	56 84
								65	H	UT Martin	64 89	175	A	Austin Peay	61 69
								81	A	Southern Ill.	66 76	198	A	Tennessee Tech	72 77
												226	H	Eastern Ill.	92 87
												258	H	Arkansas St.	77 62
												268	A	Lipscomb	67 57
												273	H	Morehead St.	83 75
												276	A	Jacksonville St.	51 68
												277	H	Indiana St.	70 62
												324	A	Evansville	61 59
												333	H	SIUE	74 60
												336	A	Tennessee St.	81 96
												336	H	Tennessee St.	100 62
												351	A	Mississippi Val.	72 66
LAST 10 Division I															
273	H	Morehead St.	83 75	226	H	Eastern Ill.	92 87	336	H	Tennessee St.	100 62	61	H	Belmont	56 86
175	A	Austin Peay	61 69	61	A	Belmont	56 86	125	A	Southeast Mo. St.	73 88	65	A	UT Martin	56 98
336	A	Tennessee St.	81 96	125	A	Southeast Mo. St.	73 88								
61	A	Belmont	53 70	65	A	UT Martin	56 98								
333	H	SIUE	74 60												

Non-Div I Games: Cumberland (TN) 93 60 Christian Bros. 95 59

Murray St.

■ Loss,
 ■ Non-Conf,
 ■ S Site,
 ■ Home
 ■ A Away
 N Neutral

Average RPI Win:	263	WON-LOST	WINNING	LAST 10	STRENGTH OF	OPP. STRENGTH	TEAM	ADJ.	CONF.	ADJ CONF.
Average RPI Loss:	149	RECORD	PCT. RANK	GAMES	SCHEDULE	OF SCHEDULE	RPI	RPI	RPI	RPI
DIV. I ONLY	14- 8	92	6-4	316	239	161	161	29	29	
DIV. I NON-CONF.	6- 4	123	0	184	58	96	96	29	29	
TOTALS	RPI 1-25	RPI 26-50	W-L RECORDS	RPI 51-100	RPI 101-150	RPI 150+				
14- 8	0- 1	0- 0	OVERALL	0- 2	2- 2	12- 3				
6- 2	0- 0	0- 0	HOME	0- 0	1- 1	5- 1				
7- 5	0- 1	0- 0	AWAY	0- 1	1- 1	6- 2				
1- 1	0- 0	0- 0	NEUTRAL	0- 1	0- 0	1- 0				
6- 4	0- 1	0- 0	NON-CONFERENCE	0- 2	2- 0	4- 1				
2- 0	0- 0	0- 0	HOME	0- 0	1- 0	1- 0				
3- 3	0- 1	0- 0	AWAY	0- 1	1- 0	2- 1				
1- 1	0- 0	0- 0	NEUTRAL	0- 1	0- 0	1- 0				
8- 4	0- 0	0- 0	CONFERENCE	0- 0	0- 2	8- 2				
4- 2	0- 0	0- 0	HOME	0- 0	0- 1	4- 1				
4- 2	0- 0	0- 0	AWAY	0- 0	0- 1	4- 1				
0- 0	0- 0	0- 0	NEUTRAL	0- 0	0- 0	0- 0				

RPI	S	Opponent	Score	RPI	S	Opponent	Score	RPI	S	Opponent	Score	RPI	S	Opponent	Score	Team's RPI: 161
16	A	NC State	44 80					83	A	Georgia	54 72	118	A	VCU	69 58	
								88	N	Miami (FL)	67 68	126	A	Bethune-Cookman	50 70	
												126	H	Bethune-Cookman	58 69	
												145	H	UNC Greensboro	57 48	
												154	H	Norfolk St.	53 39	
												187	A	Akron	52 64	
												214	A	Clemson	82 74	
												251	A	Morgan St.	38 42	
												258	N	Arkansas St.	55 50	
												271	A	Delaware St.	69 45	
												271	H	Delaware St.	58 53	
												273	A	Morehead St.	74 56	
												285	H	ETSU	80 69	
												313	H	N.C. Central	80 86	
												317	A	UMES	67 31	
												340	A	Coppin St.	84 38	
												343	A	Florida A&M	66 49	
												343	H	Florida A&M	71 44	
												349	H	South Carolina St.	66 55	
LAST 10 Division I																
313	H	N.C. Central	80 86	271	H	Delaware St.	58 53									
343	A	Florida A&M	66 49	126	H	Bethune-Cookman	58 69									
126	A	Bethune-Cookman	50 70	251	A	Morgan St.	38 42									
349	H	South Carolina St.	66 55	340	A	Coppin St.	84 38									
154	H	Norfolk St.	53 39	271	A	Delaware St.	69 45									

Non-Div I Games: Saint Augustine's 75 44 Johnson & Wales (NC121 61

N.C. A&T

Loss, Non-Conf, S Site, H Home A Away N Neutral

N.C. Central

Through Games Of Feb. 15, 2020

Average RPI Win:	285	WON-LOST	WINNING	LAST 10	STRENGTH OF	OPP. STRENGTH	TEAM	ADJ.	CONF.	ADJ CONF.
Average RPI Loss:	206	RECORD	PCT. RANK	GAMES	SCHEDULE	OF SCHEDULE	RPI	RPI	RPI	RPI
DIV. I ONLY	7- 15	277	4-6	340	275	313	313	29	29	
DIV. I NON-CONF.	2- 9	304	0	262	196	315	315	29	29	
TOTALS	RPI 1-25	RPI 26-50	W-L RECORDS	RPI 51-100	RPI 101-150	RPI 150+				
7- 15	0- 1	0- 0	OVERALL	0- 1	1- 2	6- 11				
3- 5	0- 0	0- 0	HOME	0- 0	1- 0	2- 5				
4- 9	0- 1	0- 0	AWAY	0- 1	0- 2	4- 5				
0- 1	0- 0	0- 0	NEUTRAL	0- 0	0- 0	0- 1				
2- 9	0- 1	0- 0	NON-CONFERENCE	0- 1	1- 1	1- 6				
1- 3	0- 0	0- 0	HOME	0- 0	1- 0	0- 3				
1- 5	0- 1	0- 0	AWAY	0- 1	0- 1	1- 2				
0- 1	0- 0	0- 0	NEUTRAL	0- 0	0- 0	0- 1				
5- 6	0- 0	0- 0	CONFERENCE	0- 0	0- 1	5- 5				
2- 2	0- 0	0- 0	HOME	0- 0	0- 0	2- 2				
3- 4	0- 0	0- 0	AWAY	0- 0	0- 1	3- 3				
0- 0	0- 0	0- 0	NEUTRAL	0- 0	0- 0	0- 0				

RPI	S	Opponent	Score	RPI	S	Opponent	Score	RPI	S	Opponent	Score	RPI	S	Opponent	Score	Team's RPI: 313
8	A	Iowa	50 102					97	A	North Carolina	53 92	123	H	Campbell	67 64	
												126	A	Bethune-Cookman	52 73	
												141	A	California	69 90	
												154	H	Norfolk St.	75 83	
												161	A	N.C. A&T	86 80	
												209	H	High Point	58 78	
												211	N	Penn St.	68 92	
												225	A	CSU Bakersfield	71 80	
												248	A	Col. of Charleston	78 85	
												251	A	Morgan St.	79 86	
												261	H	Winthrop	46 56	
												271	A	Delaware St.	54 64	
												271	H	Delaware St.	60 64	
												295	H	FIU	58 59	
												317	A	UMES	63 65	
												339	A	LIU Brooklyn	61 59	
												340	A	Coppin St.	58 44	
												343	A	Florida A&M	71 70	
												343	H	Florida A&M	66 57	
												349	H	South Carolina St.	90 49	
LAST 10 Division I																
161	A	N.C. A&T	86 80	271	H	Delaware St.	60 64									
251	A	Morgan St.	79 86	343	A	Florida A&M	71 70									
340	A	Coppin St.	58 44	126	A	Bethune-Cookman	52 73									
154	H	Norfolk St.	75 83	317	A	UMES	63 65									
349	H	South Carolina St.	90 49	271	A	Delaware St.	54 64									

Non-Div I Games: Washington Adventis83 48 Lincoln (PA) 53 68

N.C. Central

Loss, Non-Conf, S Site, H Home A Away N Neutral

Average RPI Win:	134	WON-LOST	WINNING	LAST 10	STRENGTH OF	OPP. STRENGTH	TEAM	ADJ.	CONF.	ADJ CONF.
Average RPI Loss:	51	RECORD	PCT. RANK	GAMES	SCHEDULE	OF SCHEDULE	RPI	RPI	RPI	RPI
DIV. I ONLY	22- 2	8	8-2	74	39	16	16	5	5	
DIV. I NON-CONF.	11- 0	1	0	175	55	17	17	3	3	
TOTALS	RPI 1-25	RPI 26-50	W-L RECORDS	RPI 51-100	RPI 101-150	RPI 150+				
22- 2	2- 1	5- 0	OVERALL	2- 1	3- 0	10- 0				
12- 1	2- 1	2- 0	HOME	1- 0	2- 0	5- 0				
8- 1	0- 0	2- 0	AWAY	1- 1	1- 0	4- 0				
2- 0	0- 0	1- 0	NEUTRAL	0- 0	0- 0	1- 0				
11- 0	1- 0	1- 0	NON-CONFERENCE	0- 0	1- 0	8- 0				
7- 0	1- 0	0- 0	HOME	0- 0	1- 0	5- 0				
2- 0	0- 0	0- 0	AWAY	0- 0	0- 0	2- 0				
2- 0	0- 0	1- 0	NEUTRAL	0- 0	0- 0	1- 0				
11- 2	1- 1	4- 0	CONFERENCE	2- 1	2- 0	2- 0				
5- 1	1- 1	2- 0	HOME	1- 0	1- 0	0- 0				
6- 1	0- 0	2- 0	AWAY	1- 1	1- 0	2- 0				
0- 0	0- 0	0- 0	NEUTRAL	0- 0	0- 0	0- 0				

RPI 1-25				RPI 26-50				RPI 51-100				RPI 101+			
RPI	S	Opponent	Score	RPI	S	Opponent	Score	RPI	S	Opponent	Score	RPI	S	Opponent	Score
3	H	Maryland	66 59	30	A	Virginia Tech	71 59	75	A	Boston College	72 54	112	H	Wake Forest	59 45
4	H	Louisville	59 66	30	H	Virginia Tech	76 69	97	A	North Carolina	60 66	114	A	Notre Dame	90 56
24	H	Florida St.	68 51	35	A	Duke	63 60	97	H	North Carolina	76 68	144	H	Elon	62 49
				42	N	Texas	84 73					157	A	Saint Mary's (CA)	87 70
				50	H	Virginia	80 60					161	H	N.C. A&T	80 44
												176	A	Hawaii	68 59
												196	H	Chattanooga	74 38
												207	H	Maine	62 34
												214	A	Clemson	79 60
												253	N	North Texas	76 65
												267	H	Lamar University	81 40
												272	H	UNCW	80 40
												287	A	Pittsburgh	88 44
LAST 10 Division I															
4	H	Louisville	59 66	287	A	Pittsburgh	88 44								
30	A	Virginia Tech	71 59	112	H	Wake Forest	59 45								
35	A	Duke	63 60	24	H	Florida St.	68 51								
214	A	Clemson	79 60	114	A	Notre Dame	90 56								
97	H	North Carolina	76 68	97	A	North Carolina	60 66								

Non-Div I Games:

NC State

■ Loss,
 ■ Non-Conf, S Site,
 ■ Home
 ■ Away
 N Neutral

Average RPI Win:	272	WON-LOST	WINNING	LAST 10	STRENGTH OF	OPP. STRENGTH	TEAM	ADJ.	CONF.	ADJ CONF.
Average RPI Loss:	175	RECORD	PCT. RANK	GAMES	SCHEDULE	OF SCHEDULE	RPI	RPI	RPI	RPI
DIV. I ONLY	4- 20	322	1-9	247	238	327	327	16	16	
DIV. I NON-CONF.	3- 10	282	0	298	338	325	325	14	14	
TOTALS	RPI 1-25	RPI 26-50	W-L RECORDS	RPI 51-100	RPI 101-150	RPI 150+				
4- 20	0- 0	0- 1	OVERALL	0- 2	1- 5	3- 12				
3- 8	0- 0	0- 0	HOME	0- 1	1- 2	2- 5				
1- 12	0- 0	0- 1	AWAY	0- 1	0- 3	1- 7				
0- 0	0- 0	0- 0	NEUTRAL	0- 0	0- 0	0- 0				
3- 10	0- 0	0- 0	NON-CONFERENCE	0- 2	0- 2	3- 6				
2- 3	0- 0	0- 0	HOME	0- 1	0- 1	2- 1				
1- 7	0- 0	0- 0	AWAY	0- 1	0- 1	1- 5				
0- 0	0- 0	0- 0	NEUTRAL	0- 0	0- 0	0- 0				
1- 10	0- 0	0- 1	CONFERENCE	0- 0	1- 3	0- 6				
1- 5	0- 0	0- 0	HOME	0- 0	1- 1	0- 4				
0- 5	0- 0	0- 1	AWAY	0- 0	0- 2	0- 2				
0- 0	0- 0	0- 0	NEUTRAL	0- 0	0- 0	0- 0				

RPI 1-25			RPI 26-50			RPI 51-100			RPI 101+			Team's RPI: 327
RPI	S	Opponent	Score	RPI	S	Opponent	Score	RPI	S	Opponent	Score	
				29	A	FGCU	39 82	64	H	Penn	51 85	102 A North Florida 48 71
								73	A	Colorado	57 80	102 H North Florida 60 56
												103 H Colgate 52 79
												105 A Liberty 48 66
												105 H Liberty 53 67
												146 A Columbia 43 99
												156 H North Ala. 55 57
												162 A Cornell 44 68
												168 A Binghamton 40 75
												191 A Jacksonville 67 88
												191 H Jacksonville 54 66
												217 H Kennesaw St. 64 77
												224 A Stetson 49 72
												268 H Lipscomb 57 65
												283 A Wagner 59 61
												293 A Vermont 59 65
												304 A Air Force 48 68
												308 H St. Francis Brooklyn 88 69
												322 H Fairleigh Dickinson 59 68
												332 H Saint Peter's 76 73
												347 A Hartford 61 52
LAST 10 Division I												
				105	A	Liberty	48 66	29	A	FGCU	39 82	
				102	H	North Florida	60 56	268	H	Lipscomb	57 65	
				191	H	Jacksonville	54 66	217	H	Kennesaw St.	64 77	
				156	H	North Ala.	55 57	191	A	Jacksonville	67 88	
				224	A	Stetson	49 72	102	A	North Florida	48 71	

Non-Div I Games:

NJIT

Average RPI Win: 225	WON-LOST	WINNING	LAST 10	STRENGTH OF	OPP. STRENGTH	TEAM	ADJ.	CONF.	ADJ CONF.
Average RPI Loss: 159	RECORD	PCT. RANK	GAMES	SCHEDULE	OF SCHEDULE	RPI	RPI	RPI	RPI
DIV. I ONLY	6- 17	304	2-8	168	214	291	291	15	15
DIV. I NON-CONF.	4- 6	212	0	314	258	277	277	16	16
TOTALS	RPI 1-25	RPI 26-50	W-L RECORDS	RPI 51-100	RPI 101-150	RPI 150+			
6- 17	0- 0	0- 0	OVERALL	0- 3	1- 7	5- 7			
5- 6	0- 0	0- 0	HOME	0- 1	1- 3	4- 2			
1- 11	0- 0	0- 0	AWAY	0- 2	0- 4	1- 5			
0- 0	0- 0	0- 0	NEUTRAL	0- 0	0- 0	0- 0			
4- 6	0- 0	0- 0	NON-CONFERENCE	0- 1	0- 0	4- 5			
3- 1	0- 0	0- 0	HOME	0- 0	0- 0	3- 1			
1- 5	0- 0	0- 0	AWAY	0- 1	0- 0	1- 4			
0- 0	0- 0	0- 0	NEUTRAL	0- 0	0- 0	0- 0			
2- 11	0- 0	0- 0	CONFERENCE	0- 2	1- 7	1- 2			
2- 5	0- 0	0- 0	HOME	0- 1	1- 3	1- 1			
0- 6	0- 0	0- 0	AWAY	0- 1	0- 4	0- 1			
0- 0	0- 0	0- 0	NEUTRAL	0- 0	0- 0	0- 0			

RPI S	Opponent	Score	RPI S	Opponent	Score	RPI S	Opponent	Score	RPI S	Opponent	Score	Team's RPI: 291
						77	A Bucknell	65 75	103	A Colgate	55 80	
						77	H Bucknell	34 61	103	H Colgate	53 65	
						97	A North Carolina	40 80	113	A Holy Cross	43 57	
									113	H Holy Cross	49 58	
									129	A Lehigh	40 70	
									129	H Lehigh	53 60	
									134	A Boston U.	56 71	
									134	H Boston U.	46 41	
									180	H La Salle	61 46	
									185	A Lafayette	52 79	
									207	A Maine	41 46	
									214	A Clemson	65 52	
									217	H Kennesaw St.	82 62	
									229	A Saint Joseph's	40 49	
									231	H George Mason	58 67	
									236	A Fairfield	52 66	
									247	H Loyola Maryland	44 50	
									293	A Vermont	56 64	
									301	H Army West Point	57 45	
									304	H Air Force	67 59	
LAST 10 Division I												
134	A Boston U.	56 71	301	H Army West Point	57 45							
77	A Bucknell	65 75	134	H Boston U.	46 41							
103	H Colgate	53 65	185	A Lafayette	52 79							
247	H Loyola Maryland	44 50	129	H Lehigh	53 60							
113	A Holy Cross	43 57	103	A Colgate	55 80							

Non-Div I Games: Stevenson 70 36

Navy

■ Loss,
 ■ Non-Conf,
 ■ S Site,
 ■ H Home
 ■ A Away
 N Neutral

Nebraska

Through Games Of Feb. 15, 2020

Average RPI Win:	166	WON-LOST	WINNING	LAST 10	STRENGTH OF	OPP. STRENGTH	TEAM	ADJ.	CONF.	ADJ CONF.
Average RPI Loss:	37	RECORD	PCT. RANK	GAMES	SCHEDULE	OF SCHEDULE	RPI	RPI	RPI	RPI
DIV. I ONLY	16- 9	86	3-7	83	19	82	82	2	2	
DIV. I NON-CONF.	10- 1	20	0	278	148	91	91	2	2	
TOTALS	RPI 1-25	RPI 26-50	W-L RECORDS	RPI 51-100	RPI 101-150	RPI 150+				
16- 9	1- 4	2- 2	OVERALL	2- 3	3- 0	8- 0				
12- 4	1- 2	2- 2	HOME	1- 0	1- 0	7- 0				
2- 5	0- 2	0- 0	AWAY	0- 3	2- 0	0- 0				
2- 0	0- 0	0- 0	NEUTRAL	1- 0	0- 0	1- 0				
10- 1	0- 0	1- 1	NON-CONFERENCE	1- 0	1- 0	7- 0				
7- 1	0- 0	1- 1	HOME	0- 0	0- 0	6- 0				
1- 0	0- 0	0- 0	AWAY	0- 0	1- 0	0- 0				
2- 0	0- 0	0- 0	NEUTRAL	1- 0	0- 0	1- 0				
6- 8	1- 4	1- 1	CONFERENCE	1- 3	2- 0	1- 0				
5- 3	1- 2	1- 1	HOME	1- 0	1- 0	1- 0				
1- 5	0- 2	0- 0	AWAY	0- 3	1- 0	0- 0				
0- 0	0- 0	0- 0	NEUTRAL	0- 0	0- 0	0- 0				

RPI	S	Opponent	Score	RPI	S	Opponent	Score	RPI	S	Opponent	Score	RPI	S	Opponent	Score
3	A	Maryland	69 87	32	H	Michigan	74 71	51	A	Rutgers	65 69	130	A	Missouri	90 85
8	A	Iowa	60 76	34	H	Purdue	68 76	62	A	Minnesota	61 67	138	A	Wisconsin	72 71
8	H	Iowa	78 69	35	H	Duke	83 79	62	H	Minnesota	72 58	138	H	Wisconsin	65 50
14	H	Indiana	53 57	41	H	Creighton	74 79	72	N	Southern California	67 54	211	H	Penn St.	75 58
25	H	Ohio St.	74 80					91	A	Michigan St.	70 78	213	H	Oral Roberts	77 67
												221	H	Manhattan	71 51
												243	H	Southern U.	73 39
												251	H	Morgan St.	78 55
												270	H	Alabama A&M	68 46
												305	N	Sacred Heart	72 49
												333	H	SIUE	63 49
LAST 10 Division I															
211	H	Penn St.	75 58	138	A	Wisconsin	72 71								
14	H	Indiana	53 57	34	H	Purdue	68 76								
8	A	Iowa	60 76	32	H	Michigan	74 71								
25	H	Ohio St.	74 80	3	A	Maryland	69 87								
62	A	Minnesota	61 67	51	A	Rutgers	65 69								

Non-Div I Games:

Nebraska

■ Loss,
■ Non-Conf,
■ S Site,
■ H Home
■ A Away
N Neutral

Average RPI Win: 268	WON-LOST	WINNING	LAST 10	STRENGTH OF	OPP. STRENGTH	TEAM	ADJ.	CONF.	ADJ CONF.
Average RPI Loss: 170	RECORD	PCT. RANK	GAMES	SCHEDULE	OF SCHEDULE	RPI	RPI	RPI	RPI
DIV. I ONLY	12- 12	176	6-4	319	223	252	252	17	17
DIV. I NON-CONF.	6- 4	123	0	327	280	226	226	22	22
TOTALS	RPI 1-25	RPI 26-50	W-L RECORDS	RPI 51-100	RPI 101-150	RPI 150+			
12- 12	0- 0	0- 0	OVERALL	0- 3	0- 2	12- 7			
8- 4	0- 0	0- 0	HOME	0- 1	0- 1	8- 2			
3- 8	0- 0	0- 0	AWAY	0- 2	0- 1	3- 5			
1- 0	0- 0	0- 0	NEUTRAL	0- 0	0- 0	1- 0			
6- 4	0- 0	0- 0	NON-CONFERENCE	0- 3	0- 0	6- 1			
4- 1	0- 0	0- 0	HOME	0- 1	0- 0	4- 0			
1- 3	0- 0	0- 0	AWAY	0- 2	0- 0	1- 1			
1- 0	0- 0	0- 0	NEUTRAL	0- 0	0- 0	1- 0			
6- 8	0- 0	0- 0	CONFERENCE	0- 0	0- 2	6- 6			
4- 3	0- 0	0- 0	HOME	0- 0	0- 1	4- 2			
2- 5	0- 0	0- 0	AWAY	0- 0	0- 1	2- 4			
0- 0	0- 0	0- 0	NEUTRAL	0- 0	0- 0	0- 0			

RPI S	Opponent	Score	RPI S	Opponent	Score	RPI S	Opponent	Score	RPI S	Opponent	Score	Team's RPI: 252
						72	A Southern California	47 50	116	A Boise St.	40 54	
						89	H SFA	65 80	116	H Boise St.	72 83	
						99	A Utah	62 68	157	H Saint Mary's (CA)	78 72	
									166	A San Jose St.	80 76	
									166	H San Jose St.	70 72	
									194	A Wyoming	59 83	
									195	A UNLV	64 66	
									195	H UNLV	62 59	
									200	A New Mexico	67 87	
									220	A Portland St.	75 80	
									245	H San Diego St.	70 69	
									264	A Colorado St.	70 75	
									264	H Colorado St.	74 63	
									284	H Utah St.	69 60	
									298	H Sacramento St.	83 72	
									304	A Air Force	71 67	
									304	H Air Force	61 68	
									312	H Cal Poly	71 40	
									318	N UTRGV	62 57	
									326	A Utah Valley	60 57	
									348	H Chicago St.	80 60	
LAST 10 Division I												
			195	H UNLV	62 59		200	A New Mexico	67 87			
			166	A San Jose St.	80 76		195	A UNLV	64 66			
			304	A Air Force	71 67		245	H San Diego St.	70 69			
			116	H Boise St.	72 83		194	A Wyoming	59 83			
			264	H Colorado St.	74 63		284	H Utah St.	69 60			

Non-Div I Games: Stanislaus St. 80 62

Nevada

New Hampshire

Through Games Of Feb. 15, 2020

Average RPI Win:	316	WON-LOST	WINNING	LAST 10	STRENGTH OF	OPP. STRENGTH	TEAM	ADJ.	CONF.	ADJ CONF.
Average RPI Loss:	160	RECORD	PCT. RANK	GAMES	SCHEDULE	OF SCHEDULE	RPI	RPI	RPI	RPI
DIV. I ONLY	7- 16	285	4-6	166	321	262	262	27	27	
DIV. I NON-CONF.	2- 9	304	0	150	252	279	279	27	27	
TOTALS	RPI 1-25	RPI 26-50	W-L RECORDS	RPI 51-100	RPI 101-150	RPI 150+				
7- 16	0- 2	0- 0	OVERALL	0- 2	0- 3	7- 9				
3- 7	0- 0	0- 0	HOME	0- 1	0- 1	3- 5				
4- 9	0- 2	0- 0	AWAY	0- 1	0- 2	4- 4				
0- 0	0- 0	0- 0	NEUTRAL	0- 0	0- 0	0- 0				
2- 9	0- 2	0- 0	NON-CONFERENCE	0- 0	0- 3	2- 4				
1- 3	0- 0	0- 0	HOME	0- 0	0- 1	1- 2				
1- 6	0- 2	0- 0	AWAY	0- 0	0- 2	1- 2				
0- 0	0- 0	0- 0	NEUTRAL	0- 0	0- 0	0- 0				
5- 7	0- 0	0- 0	CONFERENCE	0- 2	0- 0	5- 5				
2- 4	0- 0	0- 0	HOME	0- 1	0- 0	2- 3				
3- 3	0- 0	0- 0	AWAY	0- 1	0- 0	3- 2				
0- 0	0- 0	0- 0	NEUTRAL	0- 0	0- 0	0- 0				

RPI	S	Opponent	Score	RPI	S	Opponent	Score	RPI	S	Opponent	Score	RPI	S	Opponent	Score
6	A	Baylor	29 97					66	A	Stony Brook	50 52	113	A	Holy Cross	61 82
18	A	Princeton	37 77					66	H	Stony Brook	44 53	134	H	Boston U.	64 78
												147	A	Massachusetts	65 67
												168	H	Binghamton	53 63
												170	A	Dartmouth	47 66
												197	A	Merrimack	54 64
												207	A	Maine	50 67
												212	H	Brown	68 76
												234	A	UMass Lowell	53 58
												234	H	UMass Lowell	53 66
												293	A	Vermont	59 51
												293	H	Vermont	42 44
												294	H	North Dakota St.	61 67
												299	A	UMBC	72 63
												299	H	UMBC	56 51
												314	A	Albany (NY)	48 47
												315	A	Bryant	68 56
												345	H	Central Conn. St.	70 59
												347	H	Hartford	72 71
LAST 10 Division I															
299	H	UMBC	56 51	168	H	Binghamton	53 63								
293	H	Vermont	42 44	299	A	UMBC	72 63								
66	A	Stony Brook	50 52	314	A	Albany (NY)	48 47								
234	H	UMass Lowell	53 66	66	H	Stony Brook	44 53								
293	A	Vermont	59 51	207	A	Maine	50 67								

Non-Div I Games: Wheaton (MA) 89 44

New Hampshire

Loss, Non-Conf, S Site, H Home A Away N Neutral

Non-Conference				Through Games Of Feb. 15, 1916						
Average RPI Win:	227	WON-LOST	WINNING	LAST 10	STRENGTH OF	OPP. STRENGTH	TEAM	ADJ.	CONF.	ADJ CONF.
Average RPI Loss:	144	RECORD	PCT. RANK	GAMES	SCHEDULE	OF SCHEDULE	RPI	RPI	RPI	RPI
DIV. I ONLY	13- 13	176	5-5	180	181	200	200	17	17	
DIV. I NON-CONF.	8- 4	90	0	245	131	149	149	22	22	

TOTALS	RPI 1-25		RPI 26-50	W-L RECORDS		RPI 51-100	RPI 101-150		RPI 150+	
13- 13	0- 0		0- 1	OVERALL		0- 4	2- 1		11- 7	
7- 7	0- 0		0- 0	HOME		0- 2	1- 0		6- 5	
5- 5	0- 0		0- 1	AWAY		0- 1	0- 1		5- 2	
1- 1	0- 0		0- 0	NEUTRAL		0- 1	1- 0		0- 0	
8- 4	0- 0		0- 1	NON-CONFERENCE		0- 2	2- 0		6- 1	
5- 2	0- 0		0- 0	HOME		0- 1	1- 0		4- 1	
2- 1	0- 0		0- 1	AWAY		0- 0	0- 0		2- 0	
1- 1	0- 0		0- 0	NEUTRAL		0- 1	1- 0		0- 0	
5- 9	0- 0		0- 0	CONFERENCE		0- 2	0- 1		5- 6	
2- 5	0- 0		0- 0	HOME		0- 1	0- 0		2- 4	
3- 4	0- 0		0- 0	AWAY		0- 1	0- 1		3- 2	
0- 0	0- 0		0- 0	NEUTRAL		0- 0	0- 0		0- 0	

RPI 1-25				RPI 26-50				RPI 51-100				RPI 101+				Team's RPI: 200	
RPI	S	Opponent	Score	RPI	S	Opponent	Score	RPI	S	Opponent	Score	RPI	S	Opponent	Score		
				27	A	Arizona St.	47 84	53	N	West Virginia	60 73	116	A	Boise St.	82 83		
								58	H	Ball St.	57 70	130	N	Missouri	71 68		
								60	A	Fresno St.	81 84	148	H	Providence	86 68		
								60	H	Fresno St.	78 84	163	H	Northern Ariz.	83 76		
												166	A	San Jose St.	85 89		
												166	H	San Jose St.	80 81		
												169	H	Houston	81 71		
												194	A	Wyoming	74 71		
												194	H	Wyoming	66 73		
												195	A	UNLV	80 64		
												195	H	UNLV	51 68		
												216	A	UTEP	93 78		
												245	A	San Diego St.	74 75		
												245	H	San Diego St.	58 67		
												252	H	Nevada	87 67		
												264	H	Colorado St.	73 62		
												281	H	UC Riverside	80 70		
												292	H	LMU (CA)	72 73		
												304	A	Air Force	75 53		
												316	A	New Mexico St.	86 67		
												316	H	New Mexico St.	107 53		
EAST 10 Division I																	
				195	A	UNLV	80 64	252	H	Nevada	87 67						
				245	H	San Diego St.	58 67	166	A	San Jose St.	85 89						
				194	A	Wyoming	74 71	195	H	UNLV	51 68						
				60	H	Fresno St.	78 84	264	H	Colorado St.	73 62						
				245	A	San Diego St.	74 75	304	A	Air Force	75 53						

Non-Div I Games:	Northern N.M.	92	44
------------------	---------------	----	----

New Mexico

■ Loss, ■ Non-Conf, S Site, H Home A Away N Neutral

Average RPI Win:	314	WON-LOST	WINNING	LAST 10	STRENGTH OF	OPP. STRENGTH	TEAM	ADJ.	CONF.	ADJ CONF.
Average RPI Loss:	215	RECORD	PCT. RANK	GAMES	SCHEDULE	OF SCHEDULE	RPI	RPI	RPI	RPI
DIV. I ONLY	8- 16	263	4-6	322	338	316	316	31	31	
DIV. I NON-CONF.	2- 10	313	0	244	292	320	320	32	32	
TOTALS	RPI 1-25	RPI 26-50	W-L RECORDS	RPI 51-100	RPI 101-150	RPI 150+				
8- 16	0- 0	0- 1	OVERALL	0- 0	0- 1	8- 14				
5- 7	0- 0	0- 1	HOME	0- 0	0- 0	5- 6				
3- 7	0- 0	0- 0	AWAY	0- 0	0- 1	3- 6				
0- 2	0- 0	0- 0	NEUTRAL	0- 0	0- 0	0- 2				
2- 10	0- 0	0- 1	NON-CONFERENCE	0- 0	0- 1	2- 8				
1- 5	0- 0	0- 1	HOME	0- 0	0- 0	1- 4				
1- 3	0- 0	0- 0	AWAY	0- 0	0- 1	1- 2				
0- 2	0- 0	0- 0	NEUTRAL	0- 0	0- 0	0- 2				
6- 6	0- 0	0- 0	CONFERENCE	0- 0	0- 0	6- 6				
4- 2	0- 0	0- 0	HOME	0- 0	0- 0	4- 2				
2- 4	0- 0	0- 0	AWAY	0- 0	0- 0	2- 4				
0- 0	0- 0	0- 0	NEUTRAL	0- 0	0- 0	0- 0				

RPI 1-25			RPI 26-50			RPI 51-100			RPI 101+ Team's RPI: 316		
RPI	S	Opponent	Score	RPI	S	Opponent	Score	RPI	S	Opponent	Score
				27	H	Arizona St.	47 70	124	A	Abilene Christian	54 67
								152	N	Western Mich.	76 79
								188	H	Pepperdine	69 72
								200	A	New Mexico	53 107
								200	H	New Mexico	67 86
								216	A	UTEP	45 65
								216	H	UTEP	57 63
								218	A	Grand Canyon	49 60
								222	A	UMKC	52 56
								222	H	UMKC	50 55
								225	A	CSU Bakersfield	59 60
								256	A	Denver	78 75
								281	H	UC Riverside	58 60
								288	H	California Baptist	57 56
								307	A	Seattle U	57 67
								307	H	Seattle U	83 65
								309	N	Georgia St.	51 59
								318	H	UTRGV	76 75
								320	H	Weber St.	77 47
								326	A	Utah Valley	65 58
								326	H	Utah Valley	54 58
								348	A	Chicago St.	73 60
								348	H	Chicago St.	80 56
LAST 10 Division I											
326	A	Utah Valley	65 58	225	A	CSU Bakersfield	59 60				
307	A	Seattle U	57 67	318	H	UTRGV	76 75				
222	H	UMKC	50 55	307	H	Seattle U	83 65				
348	H	Chicago St.	80 56	326	H	Utah Valley	54 58				
218	A	Grand Canyon	49 60	222	A	UMKC	52 56				

Non-Div I Games: Western N.M. 75 56

New Mexico St.

■ Loss,
 ■ Non-Conf,
 ■ S Site,
 ■ Home
 ■ A Away
 N Neutral

Average RPI Win:	261	WON-LOST	WINNING	LAST 10	STRENGTH OF	OPP. STRENGTH	TEAM	ADJ.	CONF.	ADJ CONF.
Average RPI Loss:	126	RECORD	PCT. RANK	GAMES	SCHEDULE	OF SCHEDULE	RPI	RPI	RPI	RPI
DIV. I ONLY	12- 10	145	7-3	178	264	153	153	23	23	
DIV. I NON-CONF.	2- 5	259	0	82	124	181	181	23	23	
TOTALS	RPI 1-25	RPI 26-50	W-L RECORDS	RPI 51-100	RPI 101-150	RPI 150+				
12- 10	0- 1	0- 2	OVERALL	1- 2	0- 1	11- 4				
7- 3	0- 0	0- 0	HOME	1- 1	0- 0	6- 2				
5- 7	0- 1	0- 2	AWAY	0- 1	0- 1	5- 2				
0- 0	0- 0	0- 0	NEUTRAL	0- 0	0- 0	0- 0				
2- 5	0- 1	0- 2	NON-CONFERENCE	0- 0	0- 0	2- 2				
1- 1	0- 0	0- 0	HOME	0- 0	0- 0	1- 1				
1- 4	0- 1	0- 2	AWAY	0- 0	0- 0	1- 1				
0- 0	0- 0	0- 0	NEUTRAL	0- 0	0- 0	0- 0				
10- 5	0- 0	0- 0	CONFERENCE	1- 2	0- 1	9- 2				
6- 2	0- 0	0- 0	HOME	1- 1	0- 0	5- 1				
4- 3	0- 0	0- 0	AWAY	0- 1	0- 1	4- 1				
0- 0	0- 0	0- 0	NEUTRAL	0- 0	0- 0	0- 0				

RPI 1-25				RPI 26-50				RPI 51-100				RPI 101+ Team's RPI: 153			
RPI	S	Opponent	Score	RPI	S	Opponent	Score	RPI	S	Opponent	Score	RPI	S	Opponent	Score
22	A	LSU	49 83	36	A	Arkansas	52 82	89	A	SFA	47 59	124	A	Abilene Christian	62 76
				43	A	Iowa St.	53 71	89	H	SFA	53 50	151	H	Sam Houston St.	46 78
								98	H	A&M-Corpus Christi	53 83	202	H	Louisiana	60 65
												215	H	North Dakota	79 73
												219	A	Central Ark.	49 37
												219	H	Central Ark.	85 73
												237	A	Southeastern La.	57 73
												259	A	Texas St.	49 51
												267	A	Lamar University	62 57
												274	H	Nicholls St.	77 65
												282	A	Ole Miss	69 64
												286	A	Incarnate Word	67 55
												286	H	Incarnate Word	61 57
												319	H	Houston Baptist	88 84
												337	A	Northwestern St.	77 63
												341	H	McNeese	78 59
LAST 10 Division I															
286	H	Incarnate Word	61 57	337	A	Northwestern St.	77 63								
219	H	Central Ark.	85 73	274	H	Nicholls St.	77 65								
89	A	SFA	47 59	98	H	A&M-Corpus Christi	53 83								
319	H	Houston Baptist	88 84	341	H	McNeese	78 59								
237	A	Southeastern La.	57 73	286	A	Incarnate Word	67 55								

Non-Div I Games: Pensacola Christian91 31 Tougaloo 91 69

New Orleans

Loss, Non-Conf, S Site, H Home A Away N Neutral

Niagara

Through Games Of Feb. 15, 2020

Average RPI Win: 302	WON-LOST	WINNING	LAST 10	STRENGTH OF	OPP. STRENGTH	TEAM	ADJ.	CONF.	ADJ CONF.
Average RPI Loss: 165	RECORD	PCT. RANK	GAMES	SCHEDULE	OF SCHEDULE	RPI	RPI	RPI	RPI
DIV. I ONLY	8- 16	263	4-6	218	315	269	269	24	24
DIV. I NON-CONF.	2- 7	288	0	215	321	286	286	25	25
TOTALS	RPI 1-25	RPI 26-50	W-L RECORDS	RPI 51-100	RPI 101-150	RPI 150+			
8- 16	0- 0	0- 0	OVERALL	0- 5	0- 2	8- 9			
4- 5	0- 0	0- 0	HOME	0- 2	0- 1	4- 2			
4- 11	0- 0	0- 0	AWAY	0- 3	0- 1	4- 7			
0- 0	0- 0	0- 0	NEUTRAL	0- 0	0- 0	0- 0			
2- 7	0- 0	0- 0	NON-CONFERENCE	0- 1	0- 2	2- 4			
1- 1	0- 0	0- 0	HOME	0- 0	0- 1	1- 0			
1- 6	0- 0	0- 0	AWAY	0- 1	0- 1	1- 4			
0- 0	0- 0	0- 0	NEUTRAL	0- 0	0- 0	0- 0			
6- 9	0- 0	0- 0	CONFERENCE	0- 4	0- 0	6- 5			
3- 4	0- 0	0- 0	HOME	0- 2	0- 0	3- 2			
3- 5	0- 0	0- 0	AWAY	0- 2	0- 0	3- 3			
0- 0	0- 0	0- 0	NEUTRAL	0- 0	0- 0	0- 0			

RPI S	Opponent	Score	RPI S	Opponent	Score	RPI S	Opponent	Score	RPI S	Opponent	Score	Team's RPI: 269
						51	A Rutgers	37 87	103	A Colgate	72 85	
						67	A Marist	57 82	131	H Buffalo	67 81	
						67	H Marist	67 94	162	A Cornell	59 82	
						96	A Rider	75 79	168	A Binghamton	55 74	
						96	H Rider	55 71	186	A Quinnipiac	61 71	
									221	A Manhattan	65 68	
									227	A Iona	63 57	
									227	H Iona	58 70	
									236	H Fairfield	65 77	
									257	A Howard	42 91	
									278	A Siena	54 59	
									278	H Siena	68 61	
									279	A Monmouth	73 70	
									289	A St. Bonaventure	67 71	
									290	H Oakland	77 63	
									332	A Saint Peter's	68 64	
									332	H Saint Peter's	97 89	
									338	H Canisius	81 62	
									340	A Coppin St.	82 67	
LAST 10 Division I												
			186	A Quinnipiac	61 71	278	A Siena	54 59				
			332	A Saint Peter's	68 64	338	H Canisius	81 62				
			227	H Iona	58 70	96	H Rider	55 71				
			236	H Fairfield	65 77	332	H Saint Peter's	97 89				
			67	A Marist	57 82	279	A Monmouth	73 70				

Non-Div I Games:

Niagara

Loss, Non-Conf, S Site, H Home A Away N Neutral

Average RPI Win: 292	WON-LOST	WINNING	LAST 10	STRENGTH OF	OPP. STRENGTH	TEAM	ADJ.	CONF.	ADJ CONF.
Average RPI Loss: 144	RECORD	PCT. RANK	GAMES	SCHEDULE	OF SCHEDULE	RPI	RPI	RPI	RPI
DIV. I ONLY	6- 16	300	5-5	182	232	274	274	23	23
DIV. I NON-CONF.	1- 6	318	0	51	42	241	241	23	23
TOTALS	RPI 1-25	RPI 26-50	W-L RECORDS	RPI 51-100	RPI 101-150	RPI 150+			
6- 16	0- 3	0- 0	OVERALL	0- 3	0- 2	6- 8			
3- 5	0- 0	0- 0	HOME	0- 1	0- 1	3- 3			
3- 10	0- 3	0- 0	AWAY	0- 2	0- 0	3- 5			
0- 1	0- 0	0- 0	NEUTRAL	0- 0	0- 1	0- 0			
1- 6	0- 3	0- 0	NON-CONFERENCE	0- 1	0- 1	1- 1			
1- 0	0- 0	0- 0	HOME	0- 0	0- 0	1- 0			
0- 5	0- 3	0- 0	AWAY	0- 1	0- 0	0- 1			
0- 1	0- 0	0- 0	NEUTRAL	0- 0	0- 1	0- 0			
5- 10	0- 0	0- 0	CONFERENCE	0- 2	0- 1	5- 7			
2- 5	0- 0	0- 0	HOME	0- 1	0- 1	2- 3			
3- 5	0- 0	0- 0	AWAY	0- 1	0- 0	3- 4			
0- 0	0- 0	0- 0	NEUTRAL	0- 0	0- 0	0- 0			

RPI 1-25				RPI 26-50				RPI 51-100				RPI 101+ Team's RPI: 274			
RPI	S	Opponent	Score	RPI	S	Opponent	Score	RPI	S	Opponent	Score	RPI	S	Opponent	Score
14	A	Indiana	47 111					85	A	Rice	47 71	102	N	North Florida	61 64
21	A	TCU	47 72					89	H	SFA	61 78	124	H	Abilene Christian	84 95
22	A	LSU	32 63					98	A	A&M-Corpus Christi	49 55	151	A	Sam Houston St.	71 87
												151	H	Sam Houston St.	77 80
												153	A	New Orleans	65 77
												191	A	Jacksonville	55 72
												219	H	Central Ark.	46 53
												237	A	Southeastern La.	67 65
												237	H	Southeastern La.	54 49
												267	A	Lamar University	62 60
												267	H	Lamar University	78 84
												286	A	Incarinate Word	51 53
												319	A	Houston Baptist	84 78
												337	A	Northwestern St.	54 58
												341	H	McNeese	79 63
												350	H	La.-Monroe	74 59
LAST 10 Division I															
237	H	Southeastern La.	54 49	153	A	New Orleans	65 77								
267	A	Lamar University	62 60	319	A	Houston Baptist	84 78								
151	H	Sam Houston St.	77 80	219	H	Central Ark.	46 53								
89	H	SFA	61 78	337	A	Northwestern St.	54 58								
341	H	McNeese	79 63	237	A	Southeastern La.	67 65								

Non-Div I Games: Southern-N.O. 94 61 Paul Quinn 101 68

Nicholls St.

■ Loss,
 ■ Non-Conf,
 ■ S Site,
 ■ Home
 ■ A Away
 N Neutral

Average RPI Win:	248	WON-LOST	WINNING	LAST 10	STRENGTH OF	OPP. STRENGTH	TEAM	ADJ.	CONF.	ADJ CONF.
Average RPI Loss:	138	RECORD	PCT. RANK	GAMES	SCHEDULE	OF SCHEDULE	RPI	RPI	RPI	RPI
DIV. I ONLY	14- 8	92	9-1	230	295	154	154	29	29	
DIV. I NON-CONF.	5- 7	205	0	97	200	169	169	29	29	
TOTALS	RPI 1-25	RPI 26-50	W-L RECORDS	RPI 51-100	RPI 101-150	RPI 150+				
14- 8	0- 0	0- 0	OVERALL	0- 1	3- 4	11- 3				
8- 3	0- 0	0- 0	HOME	0- 0	1- 2	7- 1				
5- 4	0- 0	0- 0	AWAY	0- 0	1- 2	4- 2				
1- 1	0- 0	0- 0	NEUTRAL	0- 1	1- 0	0- 0				
5- 7	0- 0	0- 0	NON-CONFERENCE	0- 1	2- 4	3- 2				
2- 3	0- 0	0- 0	HOME	0- 0	0- 2	2- 1				
2- 3	0- 0	0- 0	AWAY	0- 0	1- 2	1- 1				
1- 1	0- 0	0- 0	NEUTRAL	0- 1	1- 0	0- 0				
9- 1	0- 0	0- 0	CONFERENCE	0- 0	1- 0	8- 1				
6- 0	0- 0	0- 0	HOME	0- 0	1- 0	5- 0				
3- 1	0- 0	0- 0	AWAY	0- 0	0- 0	3- 1				
0- 0	0- 0	0- 0	NEUTRAL	0- 0	0- 0	0- 0				

RPI 1-25				RPI 26-50				RPI 51-100				RPI 101+ Team's RPI: 154			
RPI	S	Opponent	Score	RPI	S	Opponent	Score	RPI	S	Opponent	Score	RPI	S	Opponent	Score
								53	N	West Virginia	55 72	102	N	North Florida	57 54
												105	H	Liberty	48 67
												110	A	Richmond	69 77
												119	A	William & Mary	56 65
												126	H	Bethune-Cookman	61 51
												132	H	Robert Morris	62 69
												142	A	Hampton	77 56
												161	A	N.C. A&T	39 53
												180	H	La Salle	52 55
												191	A	Jacksonville	71 64
												209	H	High Point	72 58
												240	A	Marshall	69 75
												251	H	Morgan St.	64 57
												257	A	Howard	83 80
												265	H	Longwood	49 46
												271	H	Delaware St.	65 57
												313	A	N.C. Central	83 75
												317	H	UMES	68 45
												340	A	Coppin St.	85 48
												343	H	Florida A&M	59 51
												349	H	South Carolina St.	76 42
LAST 10 Division I															
				251	H	Morgan St.	64 57					349	H	South Carolina St.	76 42
				271	H	Delaware St.	65 57					317	H	UMES	68 45
				313	A	N.C. Central	83 75					257	A	Howard	83 80
				161	A	N.C. A&T	39 53					340	A	Coppin St.	85 48
				343	H	Florida A&M	59 51					126	H	Bethune-Cookman	61 51

Non-Div I Games: Virginia-Lynchburg 123 48

Norfolk St.

Average RPI Win:	257	WON-LOST	WINNING	LAST 10	STRENGTH OF	OPP. STRENGTH	TEAM	ADJ.	CONF.	ADJ CONF.
Average RPI Loss:	108	RECORD	PCT. RANK	GAMES	SCHEDULE	OF SCHEDULE	RPI	RPI	RPI	RPI
DIV. I ONLY	15- 7	64	6-4	329	193	156	156	16	16	
DIV. I NON-CONF.	7- 3	80	0	346	324	222	222	14	14	
TOTALS	RPI 1-25	RPI 26-50	W-L RECORDS	RPI 51-100	RPI 101-150	RPI 150+				
15- 7	0- 1	0- 2	OVERALL	0- 0	3- 1	12- 3				
6- 2	0- 0	0- 1	HOME	0- 0	2- 0	4- 1				
5- 5	0- 1	0- 1	AWAY	0- 0	1- 1	4- 2				
4- 0	0- 0	0- 0	NEUTRAL	0- 0	0- 0	4- 0				
7- 3	0- 1	0- 1	NON-CONFERENCE	0- 0	0- 0	7- 1				
1- 1	0- 0	0- 0	HOME	0- 0	0- 0	1- 1				
2- 2	0- 1	0- 1	AWAY	0- 0	0- 0	2- 0				
4- 0	0- 0	0- 0	NEUTRAL	0- 0	0- 0	4- 0				
8- 4	0- 0	0- 1	CONFERENCE	0- 0	3- 1	5- 2				
5- 1	0- 0	0- 1	HOME	0- 0	2- 0	3- 0				
3- 3	0- 0	0- 0	AWAY	0- 0	1- 1	2- 2				
0- 0	0- 0	0- 0	NEUTRAL	0- 0	0- 0	0- 0				

RPI 1-25				RPI 26-50				RPI 51-100				RPI 101+ Team's RPI: 156			
RPI	S	Opponent	Score	RPI	S	Opponent	Score	RPI	S	Opponent	Score	RPI	S	Opponent	Score
8	A	Iowa	81 86	29	H	FGCU	63 74					102	A	North Florida	65 67
				43	A	Iowa St.	72 80					102	H	North Florida	54 51
												105	A	Liberty	76 71
												105	H	Liberty	86 75
												164	H	Samford	63 79
												191	A	Jacksonville	56 67
												191	H	Jacksonville	76 65
												217	A	Kennesaw St.	56 59
												224	H	Stetson	68 57
												268	A	Lipscomb	84 72
												268	H	Lipscomb	91 58
												270	N	Alabama A&M	80 65
												302	N	UC Irvine	88 60
												325	A	Alabama St.	81 60
												327	A	NJIT	57 55
												333	N	SIUE	85 67
												336	A	Tennessee St.	88 63
												349	N	South Carolina St.	99 46
												351	H	Mississippi Val.	86 60
LAST 10 Division I															
102	A	North Florida	65 67	217	A	Kennesaw St.	56 59								
268	H	Lipscomb	91 58	224	H	Stetson	68 57								
105	H	Liberty	86 75	29	H	FGCU	63 74								
327	A	NJIT	57 55	105	A	Liberty	76 71								
191	A	Jacksonville	56 67	268	A	Lipscomb	84 72								

Non-Div I Games: Virginia-Lynchburg 128 26 Oakwood 120 38

North Ala.

Loss, Non-Conf, S Site, H Home A Away N Neutral

North Carolina

Through Games Of Feb. 15, 2020

Average RPI Win:	179	WON-LOST	WINNING	LAST 10	STRENGTH OF	OPP. STRENGTH	TEAM	ADJ.	CONF.	ADJ CONF.
Average RPI Loss:	39	RECORD	PCT. RANK	GAMES	SCHEDULE	OF SCHEDULE	RPI	RPI	RPI	RPI
DIV. I ONLY	16- 9	86	4-6	123	21	97	97	5	5	
DIV. I NON-CONF.	9- 2	37	0	333	75	145	145	3	3	
TOTALS	RPI 1-25	RPI 26-50	W-L RECORDS	RPI 51-100	RPI 101-150	RPI 150+				
16- 9	1- 3	2- 3	OVERALL	3- 3	2- 0	8- 0				
11- 4	1- 1	1- 1	HOME	1- 2	1- 0	7- 0				
2- 5	0- 2	1- 2	AWAY	1- 1	0- 0	0- 0				
3- 0	0- 0	0- 0	NEUTRAL	1- 0	1- 0	1- 0				
9- 2	0- 0	0- 0	NON-CONFERENCE	1- 2	2- 0	6- 0				
6- 1	0- 0	0- 0	HOME	0- 1	1- 0	5- 0				
0- 1	0- 0	0- 0	AWAY	0- 1	0- 0	0- 0				
3- 0	0- 0	0- 0	NEUTRAL	1- 0	1- 0	1- 0				
7- 7	1- 3	2- 3	CONFERENCE	2- 1	0- 0	2- 0				
5- 3	1- 1	1- 1	HOME	1- 1	0- 0	2- 0				
2- 4	0- 2	1- 2	AWAY	1- 0	0- 0	0- 0				
0- 0	0- 0	0- 0	NEUTRAL	0- 0	0- 0	0- 0				

RPI S	Opponent	Score	RPI S	Opponent	Score	RPI S	Opponent	Score	RPI S	Opponent	Score
4	H Louisville	67 74	30	A Virginia Tech	70 76	55	H Yale	63 66	130	N Missouri	82 69
16	A NC State	68 76	30	H Virginia Tech	63 72	76	A Alabama	77 83	144	H Elon	76 46
16	H NC State	66 60	35	A Duke	61 71	78	H Syracuse	56 74	165	H Illinois	85 60
24	A Florida St.	64 78	50	A Virginia	65 47	79	N Temple	71 58	214	H Clemson	86 72
			50	H Virginia	78 68	88	H Miami (FL)	78 58	272	N UNCW	85 45
						90	A Georgia Tech	67 60	287	H Pittsburgh	70 62
									291	H Navy	80 40
									313	H N.C. Central	92 53
									334	H Western Caro.	92 55
									344	H Charleston So.	85 54
LAST 10 Division I											
78	H Syracuse	56 74	16	A NC State	68 76						
30	H Virginia Tech	63 72	90	A Georgia Tech	67 60						
35	A Duke	61 71	4	H Louisville	67 74						
214	H Clemson	86 72	88	H Miami (FL)	78 58						
50	H Virginia	78 68	24	A Florida St.	64 78						

Non-Div I Games:

North Carolina

Loss, Non-Conf, S Site, H Home A Away N Neutral

North Dakota

Through Games Of Feb. 15, 2020

Average RPI Win:	267	WON-LOST	WINNING	LAST 10	STRENGTH OF	OPP. STRENGTH	TEAM	ADJ.	CONF.	ADJ CONF.
Average RPI Loss:	163	RECORD	PCT. RANK	GAMES	SCHEDULE	OF SCHEDULE	RPI	RPI	RPI	RPI
DIV. I ONLY	12- 11	165	3-7	299	243	215	215	19	19	
DIV. I NON-CONF.	7- 4	100	0	248	304	127	127	18	18	
TOTALS	RPI 1-25	RPI 26-50	W-L RECORDS	RPI 51-100	RPI 101-150	RPI 150+				
12- 11	0- 1	0- 1	OVERALL	0- 2	0- 0	12- 7				
5- 4	0- 0	0- 1	HOME	0- 1	0- 0	5- 2				
7- 7	0- 1	0- 0	AWAY	0- 1	0- 0	7- 5				
0- 0	0- 0	0- 0	NEUTRAL	0- 0	0- 0	0- 0				
7- 4	0- 1	0- 0	NON-CONFERENCE	0- 1	0- 0	7- 2				
2- 1	0- 0	0- 0	HOME	0- 1	0- 0	2- 0				
5- 3	0- 1	0- 0	AWAY	0- 0	0- 0	5- 2				
0- 0	0- 0	0- 0	NEUTRAL	0- 0	0- 0	0- 0				
5- 7	0- 0	0- 1	CONFERENCE	0- 1	0- 0	5- 5				
3- 3	0- 0	0- 1	HOME	0- 0	0- 0	3- 2				
2- 4	0- 0	0- 0	AWAY	0- 1	0- 0	2- 3				
0- 0	0- 0	0- 0	NEUTRAL	0- 0	0- 0	0- 0				

RPI	S	Opponent	Score	RPI	S	Opponent	Score	RPI	S	Opponent	Score	RPI	S	Opponent	Score	Team's RPI: 215
23	A	Arizona	42 74	39	H	South Dakota	46 93	71	H	Illinois St.	58 66	153	A	New Orleans	73 79	
								87	A	South Dakota St.	64 99	172	H	Rhode Island	67 61	
												174	H	Valparaiso	65 63	
												193	A	Western Ill.	74 91	
												193	H	Western Ill.	77 71	
												213	A	Oral Roberts	52 75	
												213	H	Oral Roberts	72 86	
												218	A	Grand Canyon	78 76	
												233	A	Milwaukee	66 58	
												249	A	SMU	51 66	
												256	A	Denver	90 82	
												256	H	Denver	81 91	
												294	A	North Dakota St.	82 92	
												300	A	Ga. Southern	69 56	
												310	H	Omaha	63 57	
												329	A	Purdue Fort Wayne	63 49	
												329	H	Purdue Fort Wayne	91 85	
												344	A	Charleston So.	73 57	
												349	A	South Carolina St.	95 53	
LAST 10 Division I																
193	A	Western Ill.	74 91	256	H	Denver	81 91									
39	H	South Dakota	46 93	294	A	North Dakota St.	82 92									
213	H	Oral Roberts	72 86	87	A	South Dakota St.	64 99									
329	A	Purdue Fort Wayne	63 49	213	A	Oral Roberts	52 75									
193	H	Western Ill.	77 71	310	H	Omaha	63 57									

Non-Div I Games: Northland 118 35 Mayville St. 83 52

North Dakota

Loss, Non-Conf, S Site, H Home A Away N Neutral

Average RPI Win:	284	WON-LOST	WINNING	LAST 10	STRENGTH OF	OPP. STRENGTH	TEAM	ADJ.	CONF.	ADJ CONF.
Average RPI Loss:	138	RECORD	PCT. RANK	GAMES	SCHEDULE	OF SCHEDULE	RPI	RPI	RPI	RPI
DIV. I ONLY	6- 16	300	5-5	244	142	294	294	19	19	
DIV. I NON-CONF.	1- 9	326	0	154	37	291	291	18	18	
TOTALS	RPI 1-25	RPI 26-50	W-L RECORDS	RPI 51-100	RPI 101-150	RPI 150+				
6- 16	0- 0	0- 4	OVERALL	0- 2	0- 2	6- 8				
3- 8	0- 0	0- 2	HOME	0- 0	0- 1	3- 5				
3- 8	0- 0	0- 2	AWAY	0- 2	0- 1	3- 3				
0- 0	0- 0	0- 0	NEUTRAL	0- 0	0- 0	0- 0				
1- 9	0- 0	0- 3	NON-CONFERENCE	0- 1	0- 2	1- 3				
0- 5	0- 0	0- 1	HOME	0- 0	0- 1	0- 3				
1- 4	0- 0	0- 2	AWAY	0- 1	0- 1	1- 0				
0- 0	0- 0	0- 0	NEUTRAL	0- 0	0- 0	0- 0				
5- 7	0- 0	0- 1	CONFERENCE	0- 1	0- 0	5- 5				
3- 3	0- 0	0- 1	HOME	0- 0	0- 0	3- 2				
2- 4	0- 0	0- 0	AWAY	0- 1	0- 0	2- 3				
0- 0	0- 0	0- 0	NEUTRAL	0- 0	0- 0	0- 0				

RPI 1-25				RPI 26-50				RPI 51-100				RPI 101+				Team's RPI: 294
RPI	S	Opponent	Score	RPI	S	Opponent	Score	RPI	S	Opponent	Score	RPI	S	Opponent	Score	
				38	A	Bradley	64 70	74	A	UNI	63 95	138	H	Wisconsin	63 64	
				39	H	South Dakota	36 80	87	A	South Dakota St.	52 60	140	A	Northeastern	61 72	
				41	A	Creighton	59 70					174	H	Valparaiso	54 66	
				43	H	Iowa St.	58 86					179	H	Northern Ill.	68 74	
												193	A	Western Ill.	79 86	
												193	H	Western Ill.	78 79	
												194	H	Wyoming	57 66	
												213	A	Oral Roberts	62 70	
												213	H	Oral Roberts	76 80	
												215	H	North Dakota	92 82	
												256	A	Denver	82 91	
												256	H	Denver	85 80	
												262	A	New Hampshire	67 61	
												310	A	Omaha	74 65	
												329	A	Purdue Fort Wayne	58 44	
												329	H	Purdue Fort Wayne	74 53	
LAST 10 Division I																
				329	H	Purdue Fort Wayne	74 53	256	H	Denver	85 80					
				213	H	Oral Roberts	76 80	87	A	South Dakota St.	52 60					
				310	A	Omaha	74 65	215	H	North Dakota	92 82					
				193	A	Western Ill.	79 86	39	H	South Dakota	36 80					
				329	A	Purdue Fort Wayne	58 44	213	A	Oral Roberts	62 70					

Non-Div I Games: Waldorf 92 26 Mayville St. 97 59

North Dakota St.

North Florida

Through Games Of Feb. 15, 2020

Average RPI Win:	211	WON-LOST	WINNING	LAST 10	STRENGTH OF	OPP. STRENGTH	TEAM	ADJ.	CONF.	ADJ CONF.
Average RPI Loss:	114	RECORD	PCT. RANK	GAMES	SCHEDULE	OF SCHEDULE	RPI	RPI	RPI	RPI
DIV. I ONLY	12- 11	165	6-4	78	183	102	102	16	16	
DIV. I NON-CONF.	5- 6	187	0	46	132	85	85	14	14	
TOTALS	RPI 1-25	RPI 26-50	W-L RECORDS	RPI 51-100	RPI 101-150	RPI 150+				
12- 11	0- 2	0- 2	OVERALL	1- 2	2- 1	9- 4				
5- 2	0- 0	0- 1	HOME	0- 0	2- 0	3- 1				
5- 7	0- 2	0- 1	AWAY	0- 1	0- 1	5- 2				
2- 2	0- 0	0- 0	NEUTRAL	1- 1	0- 0	1- 1				
5- 6	0- 2	0- 0	NON-CONFERENCE	1- 2	1- 1	3- 1				
1- 0	0- 0	0- 0	HOME	0- 0	1- 0	0- 0				
2- 4	0- 2	0- 0	AWAY	0- 1	0- 1	2- 0				
2- 2	0- 0	0- 0	NEUTRAL	1- 1	0- 0	1- 1				
7- 5	0- 0	0- 2	CONFERENCE	0- 0	1- 0	6- 3				
4- 2	0- 0	0- 1	HOME	0- 0	1- 0	3- 1				
3- 3	0- 0	0- 1	AWAY	0- 0	0- 0	3- 2				
0- 0	0- 0	0- 0	NEUTRAL	0- 0	0- 0	0- 0				

RPI 1-25				RPI 26-50				RPI 51-100				RPI 101+ Team's RPI: 102			
RPI	S	Opponent	Score	RPI	S	Opponent	Score	RPI	S	Opponent	Score	RPI	S	Opponent	Score
14	A	Indiana	45 72	29	A	FGCU	65 76	67	N	Marist	54 69	105	H	Liberty	65 50
24	A	Florida St.	41 70	29	H	FGCU	50 72	88	A	Miami (FL)	55 78	113	H	Holy Cross	80 60
								96	N	Rider	80 70	138	A	Wisconsin	62 75
												154	N	Norfolk St.	54 57
												156	A	North Ala.	51 54
												156	H	North Ala.	67 65
												191	A	Jacksonville	70 64
												217	A	Kennesaw St.	64 55
												217	H	Kennesaw St.	57 33
												224	H	Stetson	52 60
												268	A	Lipscomb	68 60
												270	A	Alabama A&M	73 64
												274	N	Nicholls St.	64 61
												295	A	FIU	64 49
												327	A	NJIT	56 60
												327	H	NJIT	71 48
LAST 10 Division I															
156	H	North Ala.	67 65	105	H	Liberty	65 50								
327	A	NJIT	56 60	268	A	Lipscomb	68 60								
29	A	FGCU	65 76	191	A	Jacksonville	70 64								
224	H	Stetson	52 60	29	H	FGCU	50 72								
217	H	Kennesaw St.	57 33	327	H	NJIT	71 48								

Non-Div I Games: Warner 110 46 Edward Waters 80 51

North Florida

Loss, Non-Conf, S Site, H Home A Away N Neutral

North Texas

Through Games Of Feb. 15, 2020

Average RPI Win: 233	WON-LOST	WINNING	LAST 10	STRENGTH OF	OPP. STRENGTH	TEAM	ADJ.	CONF.	ADJ CONF.
Average RPI Loss: 146	RECORD	PCT. RANK	GAMES	SCHEDULE	OF SCHEDULE	RPI	RPI	RPI	RPI
DIV. I ONLY	7- 15	277	2-8	124	189	253	253	13	13
DIV. I NON-CONF.	4- 5	195	0	174	308	220	220	15	15
TOTALS	RPI 1-25	RPI 26-50	W-L RECORDS	RPI 51-100	RPI 101-150	RPI 150+			
7- 15	0- 1	1- 2	OVERALL	0- 3	0- 2	6- 7			
5- 6	0- 0	1- 0	HOME	0- 2	0- 2	4- 2			
2- 7	0- 0	0- 1	AWAY	0- 1	0- 0	2- 5			
0- 2	0- 1	0- 1	NEUTRAL	0- 0	0- 0	0- 0			
4- 5	0- 1	0- 1	NON-CONFERENCE	0- 0	0- 1	4- 2			
3- 1	0- 0	0- 0	HOME	0- 0	0- 1	3- 0			
1- 2	0- 0	0- 0	AWAY	0- 0	0- 0	1- 2			
0- 2	0- 1	0- 1	NEUTRAL	0- 0	0- 0	0- 0			
3- 10	0- 0	1- 1	CONFERENCE	0- 3	0- 1	2- 5			
2- 5	0- 0	1- 0	HOME	0- 2	0- 1	1- 2			
1- 5	0- 0	0- 1	AWAY	0- 1	0- 0	1- 3			
0- 0	0- 0	0- 0	NEUTRAL	0- 0	0- 0	0- 0			

RPI S	Opponent	Score	RPI S	Opponent	Score	RPI S	Opponent	Score	RPI S	Opponent	Score	Team's RPI: 253
16 N	NC State	65 76	28 A	Old Dominion	66 71	56 H	Middle Tenn.	60 80	108 H	UT Arlington	49 68	
			31 H	Western Ky.	61 54	70 A	Charlotte	59 72	127 H	UAB	50 51	
			42 N	Texas	57 63	85 H	Rice	52 67	176 A	Hawaii	66 60	
									192 A	Fla. Atlantic	78 84	
									202 H	Louisiana	69 66	
									206 H	Southern Miss.	57 65	
									216 A	UTEP	63 67	
									225 A	CSU Bakersfield	52 61	
									240 H	Marshall	59 68	
									244 H	Louisiana Tech	74 69	
									284 A	Utah St.	55 66	
									295 A	FIU	56 58	
									303 A	UTSA	79 55	
									328 H	Alcorn	67 31	
									350 H	La.-Monroe	63 51	
LAST 10 Division I												
			28 A	Old Dominion	66 71	216 A	UTEP	63 67				
			70 A	Charlotte	59 72	303 A	UTSA	79 55				
			127 H	UAB	50 51	244 H	Louisiana Tech	74 69				
			56 H	Middle Tenn.	60 80	206 H	Southern Miss.	57 65				
			85 H	Rice	52 67	192 A	Fla. Atlantic	78 84				

Non-Div I Games: Mid-Amer. Christian59 **61** Xavier (LA) 68 31 Tex. A&M-Texarkana 114 54

North Texas

Loss, Non-Conf, S Site, H Home A Away N Neutral

Average RPI Win:	223	WON-LOST	WINNING	LAST 10	STRENGTH OF	OPP. STRENGTH	TEAM	ADJ.	CONF.	ADJ CONF.
Average RPI Loss:	79	RECORD	PCT. RANK	GAMES	SCHEDULE	OF SCHEDULE	RPI	RPI	RPI	RPI
DIV. I ONLY	10- 13	218	5-5	52	144	140	140	14	14	
DIV. I NON-CONF.	4- 7	225	0	29	105	119	119	13	13	
TOTALS	RPI 1-25	RPI 26-50	W-L RECORDS	RPI 51-100	RPI 101-150	RPI 150+				
10- 13	0- 2	0- 2	OVERALL	0- 5	3- 2	7- 2				
7- 5	0- 0	0- 1	HOME	0- 3	2- 0	5- 1				
3- 8	0- 2	0- 1	AWAY	0- 2	1- 2	2- 1				
0- 0	0- 0	0- 0	NEUTRAL	0- 0	0- 0	0- 0				
4- 7	0- 2	0- 1	NON-CONFERENCE	0- 3	1- 1	3- 0				
2- 3	0- 0	0- 1	HOME	0- 2	0- 0	2- 0				
2- 4	0- 2	0- 0	AWAY	0- 1	1- 1	1- 0				
0- 0	0- 0	0- 0	NEUTRAL	0- 0	0- 0	0- 0				
6- 6	0- 0	0- 1	CONFERENCE	0- 2	2- 1	4- 2				
5- 2	0- 0	0- 0	HOME	0- 1	2- 0	3- 1				
1- 4	0- 0	0- 1	AWAY	0- 1	0- 1	1- 1				
0- 0	0- 0	0- 0	NEUTRAL	0- 0	0- 0	0- 0				

RPI 1-25				RPI 26-50				RPI 51-100				RPI 101+ Team's RPI: 140			
RPI	S	Opponent	Score	RPI	S	Opponent	Score	RPI	S	Opponent	Score	RPI	S	Opponent	Score
1	A	Oregon	47 89	39	H	South Dakota	76 80	54	A	Drexel	41 50	101	A	Harvard	46 44
20	A	Central Mich.	63 79	40	A	James Madison	54 67	54	H	Drexel	51 67	119	A	William & Mary	64 80
								55	H	Yale	63 78	119	H	William & Mary	61 55
								59	H	Dayton	60 71	134	A	Boston U.	56 72
								93	A	Fordham	58 74	144	H	Elon	68 65
												178	A	Towson	68 81
												181	A	Delaware	72 62
												181	H	Delaware	69 81
												207	A	Maine	66 58
												248	H	Col. of Charleston	72 68
												272	H	UNCW	63 61
												294	H	North Dakota St.	72 61
												321	H	Hofstra	74 51
												347	H	Hartford	60 47
LAST 10 Division I															
119	A	William & Mary	64 80	40	A	James Madison	54 67	178	A	Towson	68 81	119	H	William & Mary	61 55
54	H	Drexel	51 67					144	H	Elon	68 65				
181	H	Delaware	69 81					181	A	Delaware	72 62				
272	H	UNCW	63 61												
248	H	Col. of Charleston	72 68												

Non-Div I Games:

Northeastern

■ Loss,
 ■ Non-Conf,
 ■ S Site,
 ■ H Home
 ■ A Away
 N Neutral

Northern Ariz.

Through Games Of Feb. 15, 2020

Average RPI Win:	251	WON-LOST	WINNING	LAST 10	STRENGTH OF	OPP. STRENGTH	TEAM	ADJ.	CONF.	ADJ CONF.
Average RPI Loss:	150	RECORD	PCT. RANK	GAMES	SCHEDULE	OF SCHEDULE	RPI	RPI	RPI	RPI
DIV. I ONLY	13- 11	153	7-3	216	254	163	163	18	18	
DIV. I NON-CONF.	3- 6	235	0	99	266	192	192	17	17	
TOTALS	RPI 1-25	RPI 26-50	W-L RECORDS	RPI 51-100	RPI 101-150	RPI 150+				
13- 11	0- 1	0- 0	OVERALL	0- 3	1- 0	12- 7				
5- 4	0- 0	0- 0	HOME	0- 1	0- 0	5- 3				
7- 6	0- 0	0- 0	AWAY	0- 2	1- 0	6- 4				
1- 1	0- 1	0- 0	NEUTRAL	0- 0	0- 0	1- 0				
3- 6	0- 1	0- 0	NON-CONFERENCE	0- 2	0- 0	3- 3				
1- 1	0- 0	0- 0	HOME	0- 0	0- 0	1- 1				
1- 4	0- 0	0- 0	AWAY	0- 2	0- 0	1- 2				
1- 1	0- 1	0- 0	NEUTRAL	0- 0	0- 0	1- 0				
10- 5	0- 0	0- 0	CONFERENCE	0- 1	1- 0	9- 4				
4- 3	0- 0	0- 0	HOME	0- 1	0- 0	4- 2				
6- 2	0- 0	0- 0	AWAY	0- 0	1- 0	5- 2				
0- 0	0- 0	0- 0	NEUTRAL	0- 0	0- 0	0- 0				

RPI S	Opponent	Score	RPI S	Opponent	Score	RPI S	Opponent	Score	RPI S	Opponent	Score	Team's RPI: 163
15 N	Oregon St.	57 91				60 A	Fresno St.	66 83	122 A	Idaho	71 70	
						85 A	Rice	57 71	160 H	UC Davis	61 71	
						86 H	Montana St.	64 72	166 N	San Jose St.	67 64	
									171 H	Montana	71 79	
									182 A	Idaho St.	70 59	
									182 H	Idaho St.	76 79	
									184 A	Southern Utah	64 82	
									184 H	Southern Utah	84 76	
									200 A	New Mexico	76 83	
									220 A	Portland St.	54 66	
									222 A	Northern Colo.	71 60	
									222 H	Northern Colo.	72 45	
									288 A	California Baptist	79 98	
									298 A	Sacramento St.	85 65	
									298 H	Sacramento St.	114 107	
									306 A	Eastern Wash.	70 62	
									307 H	Seattle U	88 80	
									319 A	Houston Baptist	79 62	
									320 A	Weber St.	88 82	
									320 H	Weber St.	92 61	
LAST 10 Division I												
184 A	Southern Utah	64 82	122 A	Idaho	71 70							
222 A	Northern Colo.	71 60	298 A	Sacramento St.	85 65							
320 H	Weber St.	92 61	220 A	Portland St.	54 66							
182 H	Idaho St.	76 79	222 H	Northern Colo.	72 45							
306 A	Eastern Wash.	70 62	184 H	Southern Utah	84 76							

Non-Div I Games:

Northern Ariz.

Loss, Non-Conf, S Site, H Home A Away N Neutral

Average RPI Win:	252	WON-LOST	WINNING	LAST 10	STRENGTH OF	OPP. STRENGTH	TEAM	ADJ.	CONF.	ADJ CONF.
Average RPI Loss:	166	RECORD	PCT. RANK	GAMES	SCHEDULE	OF SCHEDULE	RPI	RPI	RPI	RPI
DIV. I ONLY	11- 12	191	5-5	277	192	222	222	18	18	
DIV. I NON-CONF.	4- 5	195	0	206	125	176	176	17	17	
TOTALS	RPI 1-25	RPI 26-50	W-L RECORDS	RPI 51-100	RPI 101-150	RPI 150+				
11- 12	0- 2	0- 0	OVERALL	0- 1	0- 1	11- 8				
4- 6	0- 0	0- 0	HOME	0- 0	0- 1	4- 5				
7- 6	0- 2	0- 0	AWAY	0- 1	0- 0	7- 3				
0- 0	0- 0	0- 0	NEUTRAL	0- 0	0- 0	0- 0				
4- 5	0- 2	0- 0	NON-CONFERENCE	0- 0	0- 0	4- 3				
1- 2	0- 0	0- 0	HOME	0- 0	0- 0	1- 2				
3- 3	0- 2	0- 0	AWAY	0- 0	0- 0	3- 1				
0- 0	0- 0	0- 0	NEUTRAL	0- 0	0- 0	0- 0				
7- 7	0- 0	0- 0	CONFERENCE	0- 1	0- 1	7- 5				
3- 4	0- 0	0- 0	HOME	0- 0	0- 1	3- 3				
4- 3	0- 0	0- 0	AWAY	0- 1	0- 0	4- 2				
0- 0	0- 0	0- 0	NEUTRAL	0- 0	0- 0	0- 0				

RPI	S	Opponent	Score	RPI	S	Opponent	Score	RPI	S	Opponent	Score	RPI	S	Opponent	Score	Team's RPI: 222
10	A	UCLA	58 92					86	A	Montana St.	58 91	122	H	Idaho	46 57	
11	A	Stanford	36 90									163	A	Northern Ariz.	45 72	
												163	H	Northern Ariz.	60 71	
												171	A	Montana	67 58	
												182	A	Idaho St.	39 59	
												184	H	Southern Utah	55 68	
												194	A	Wyoming	46 44	
												196	A	Chattanooga	59 42	
												220	A	Portland St.	78 51	
												220	H	Portland St.	77 58	
												235	H	San Francisco	83 90	
												249	A	SMU	61 52	
												256	A	Denver	55 74	
												264	H	Colorado St.	58 75	
												298	A	Sacramento St.	73 63	
												298	H	Sacramento St.	90 73	
												304	H	Air Force	72 62	
												306	H	Eastern Wash.	63 42	
												320	A	Weber St.	69 65	
												320	H	Weber St.	60 65	
LAST 10 Division I																
298	H	Sacramento St.	90 73	182	A	Idaho St.	39 59									
163	H	Northern Ariz.	60 71	306	H	Eastern Wash.	63 42									
220	A	Portland St.	78 51	122	H	Idaho	46 57									
184	H	Southern Utah	55 68	163	A	Northern Ariz.	45 72									
320	A	Weber St.	69 65	298	A	Sacramento St.	73 63									

Non-Div I Games:

Northern Colo.

■ Loss,
 ■ Non-Conf, S Site,
 ■ Home
 ■ Away
 N Neutral

NORTHSHORE DIV.				THROUGH GAMES OF FEB. 15, 1910						
Average RPI Win:	218	WON-LOST	WINNING	LAST 10	STRENGTH OF	OPP. STRENGTH	TEAM	ADJ.	CONF.	ADJ CONF.
Average RPI Loss:	99	RECORD	PCT. RANK	GAMES	SCHEDULE	OF SCHEDULE	RPI	RPI	RPI	RPI
DIV. I ONLY	8- 15	257	4-6	75	128	179	179	10	10	
DIV. I NON-CONF.	4- 7	225	0	61	202	152	152	10	10	

TOTALS	RPI 1-25		RPI 26-50	W-L RECORDS	RPI 51-100		RPI 101-150		RPI 150+	
8- 15	0- 1		0- 5	OVERALL	0- 2		1- 2		7- 5	
3- 7	0- 0		0- 2	HOME	0- 1		1- 2		2- 2	
4- 7	0- 1		0- 2	AWAY	0- 1		0- 0		4- 3	
1- 1	0- 0		0- 1	NEUTRAL	0- 0		0- 0		1- 0	
4- 7	0- 0		0- 3	NON-CONFERENCE	0- 2		0- 1		4- 1	
1- 3	0- 0		0- 1	HOME	0- 1		0- 1		1- 0	
2- 3	0- 0		0- 1	AWAY	0- 1		0- 0		2- 1	
1- 1	0- 0		0- 1	NEUTRAL	0- 0		0- 0		1- 0	
4- 8	0- 1		0- 2	CONFERENCE	0- 0		1- 1		3- 4	
2- 4	0- 0		0- 1	HOME	0- 0		1- 1		1- 2	
2- 4	0- 1		0- 1	AWAY	0- 0		0- 0		2- 2	
0- 0	0- 0		0- 0	NEUTRAL	0- 0		0- 0		0- 0	

RPI 1-25				RPI 26-50				RPI 51-100				RPI 101+				Team's RPI: 179	
RPI	S	Opponent	Score	RPI	S	Opponent	Score	RPI	S	Opponent	Score	RPI	S	Opponent	Score		
20	A	Central Mich.	60 66	33	H	Drake	49 73	71	A	Illinois St.	66 69	101	H	Harvard	53 59		
				34	A	Purdue	63 68	81	H	Southern Ill.	61 80	104	H	Kent St.	71 79		
				39	N	South Dakota	48 91					131	H	Buffalo	64 63		
				47	A	Ohio	67 87					152	H	Western Mich.	65 68		
				47	H	Ohio	79 85					159	H	Toledo	51 63		
												173	A	Eastern Mich.	55 62		
												187	A	Akron	70 65		
												189	A	Miami (OH)	64 66		
												189	H	Miami (OH)	86 84		
												198	N	Tennessee Tech	82 74		
												226	H	Eastern Ill.	61 48		
												233	A	Milwaukee	65 78		
												255	A	Bowling Green	92 87		
												264	A	Colorado St.	80 75		
												294	A	North Dakota St.	74 68		
LAST 10 Division I																	
				152	H	Western Mich.	65 68	173	A	Eastern Mich.	55 62						
				189	H	Miami (OH)	86 84	47	H	Ohio	79 85						
				255	A	Bowling Green	92 87	187	A	Akron	70 65						
				20	A	Central Mich.	60 66	104	H	Kent St.	71 79						
				131	H	Buffalo	64 63	159	H	Toledo	51 63						

Non-Div I Games:

Northern Ill.

■ Loss, ■ Non-Conf, S Site, H Home A Away N Neutral

Average RPI Win: 255	WON-LOST	WINNING	LAST 10	STRENGTH OF	OPP. STRENGTH	TEAM	ADJ.	CONF.	ADJ CONF.
Average RPI Loss: 146	RECORD	PCT. RANK	GAMES	SCHEDULE	OF SCHEDULE	RPI	RPI	RPI	RPI
DIV. I ONLY	16- 10	107	8-2	289	217	190	190	22	22
DIV. I NON-CONF.	6- 5	151	0	315	149	225	225	21	21
TOTALS	RPI 1-25	RPI 26-50	W-L RECORDS	RPI 51-100	RPI 101-150	RPI 150+			
16- 10	0- 1	0- 0	OVERALL	1- 3	1- 1	14- 5			
10- 4	0- 1	0- 0	HOME	1- 1	1- 0	8- 2			
5- 6	0- 0	0- 0	AWAY	0- 2	0- 1	5- 3			
1- 0	0- 0	0- 0	NEUTRAL	0- 0	0- 0	1- 0			
6- 5	0- 1	0- 0	NON-CONFERENCE	0- 2	0- 0	6- 2			
3- 2	0- 1	0- 0	HOME	0- 1	0- 0	3- 0			
2- 3	0- 0	0- 0	AWAY	0- 1	0- 0	2- 2			
1- 0	0- 0	0- 0	NEUTRAL	0- 0	0- 0	1- 0			
10- 5	0- 0	0- 0	CONFERENCE	1- 1	1- 1	8- 3			
7- 2	0- 0	0- 0	HOME	1- 0	1- 0	5- 2			
3- 3	0- 0	0- 0	AWAY	0- 1	0- 1	3- 1			
0- 0	0- 0	0- 0	NEUTRAL	0- 0	0- 0	0- 0			

RPI 1-25				RPI 26-50				RPI 51-100				RPI 101+ Team's RPI: 190			
RPI	S	Opponent	Score	RPI	S	Opponent	Score	RPI	S	Opponent	Score	RPI	S	Opponent	Score
4	H	Louisville	57 85					52	A	IUPUI	61 89	139	A	Green Bay	44 65
								52	H	IUPUI	65 62	139	H	Green Bay	63 43
								61	A	Belmont	45 62	167	H	Wright St.	55 63
								95	H	Saint Louis	42 67	203	A	Cleveland St.	62 66
												203	H	Cleveland St.	68 73
												219	H	Central Ark.	72 56
												232	A	Youngstown St.	59 55
												232	H	Youngstown St.	75 56
												233	A	Milwaukee	61 49
												233	H	Milwaukee	61 37
												263	A	Eastern Ky.	62 69
												268	A	Lipscomb	69 71
												276	N	Jacksonville St.	66 63
												277	A	Indiana St.	70 68
												280	H	Wofford	80 72
												290	H	Oakland	69 60
												295	A	FIU	67 45
												310	H	Omaha	57 40
												330	H	Detroit Mercy	72 60
												342	A	UIC	88 46
												342	H	UIC	78 35
LAST 10 Division I															
				52	H	IUPUI	65 62	233	H	Milwaukee	61 37				
				342	H	UIC	78 35	330	H	Detroit Mercy	72 60				
				232	A	Youngstown St.	59 55	290	H	Oakland	69 60				
				203	A	Cleveland St.	62 66	167	H	Wright St.	55 63				
				139	H	Green Bay	63 43	342	A	UIC	88 46				

Non-Div I Games:

Northern Ky.

■ Loss,
 ■ Non-Conf, S Site,
 ■ Home
 ■ Away
 N Neutral

Northwestern

Through Games Of Feb. 15, 2020

Average RPI Win:	115	WON-LOST	WINNING	LAST 10	STRENGTH OF	OPP. STRENGTH	TEAM	ADJ.	CONF.	ADJ CONF.
Average RPI Loss:	10	RECORD	PCT. RANK	GAMES	SCHEDULE	OF SCHEDULE	RPI	RPI	RPI	RPI
DIV. I ONLY	21- 3	15	9-1	34	1	12	12	2	2	
DIV. I NON-CONF.	10- 1	20	0	115	21	27	27	2	2	
TOTALS	RPI 1-25	RPI 26-50	W-L RECORDS	RPI 51-100	RPI 101-150	RPI 150+				
21- 3	2- 3	5- 0	OVERALL	4- 0	2- 0	8- 0				
11- 2	1- 2	2- 0	HOME	2- 0	2- 0	4- 0				
8- 1	1- 1	3- 0	AWAY	2- 0	0- 0	2- 0				
2- 0	0- 0	0- 0	NEUTRAL	0- 0	0- 0	2- 0				
10- 1	0- 1	2- 0	NON-CONFERENCE	1- 0	2- 0	5- 0				
6- 1	0- 1	0- 0	HOME	1- 0	2- 0	3- 0				
2- 0	0- 0	2- 0	AWAY	0- 0	0- 0	0- 0				
2- 0	0- 0	0- 0	NEUTRAL	0- 0	0- 0	2- 0				
11- 2	2- 2	3- 0	CONFERENCE	3- 0	0- 0	3- 0				
5- 1	1- 1	2- 0	HOME	1- 0	0- 0	1- 0				
6- 1	1- 1	1- 0	AWAY	2- 0	0- 0	2- 0				
0- 0	0- 0	0- 0	NEUTRAL	0- 0	0- 0	0- 0				

RPI	S	Opponent	Score	RPI	S	Opponent	Score	RPI	S	Opponent	Score	RPI	S	Opponent	Score
3	A	Maryland	61 70	32	A	Michigan	66 60	62	A	Minnesota	56 54	103	H	Colgate	73 44
3	H	Maryland	81 58	32	H	Michigan	81 73	75	H	Boston College	66 63	108	H	UT Arlington	74 47
8	H	Iowa	51 77	34	H	Purdue	61 56	91	A	Michigan St.	76 48	165	A	Illinois	77 50
14	A	Indiana	71 69	35	A	Duke	63 42	91	H	Michigan St.	85 55	170	H	Dartmouth	79 37
19	H	DePaul	68 70	37	A	Marquette	64 56					174	H	Valparaiso	69 48
												211	A	Penn St.	82 59
												211	H	Penn St.	85 59
												247	H	Loyola Maryland	67 46
												254	N	East Carolina	64 45
												260	N	Xavier	79 59
LAST 10 Division I															
				32	A	Michigan	66 60	91	A	Michigan St.	76 48				
				91	H	Michigan St.	85 55	211	H	Penn St.	85 59				
				211	A	Penn St.	82 59	14	A	Indiana	71 69				
				32	H	Michigan	81 73	34	H	Purdue	61 56				
				3	A	Maryland	61 70	62	A	Minnesota	56 54				

Non-Div I Games:

Northwestern

■ Loss,
■ Non-Conf, S Site,
■ Home
■ Away
N Neutral

Average RPI Win:	320	WON-LOST	WINNING	LAST 10	STRENGTH OF	OPP. STRENGTH	TEAM	ADJ.	CONF.	ADJ CONF.
Average RPI Loss:	185	RECORD	PCT. RANK	GAMES	SCHEDULE	OF SCHEDULE	RPI	RPI	RPI	RPI
DIV. I ONLY	5- 16	309	3-7	326	304	337	337	23	23	
DIV. I NON-CONF.	1- 5	313	0	230	283	321	321	23	23	
TOTALS	RPI 1-25	RPI 26-50	W-L RECORDS	RPI 51-100	RPI 101-150	RPI 150+				
5- 16	0- 0	0- 2	OVERALL	0- 2	0- 3	5- 9				
4- 7	0- 0	0- 0	HOME	0- 1	0- 1	4- 5				
1- 9	0- 0	0- 2	AWAY	0- 1	0- 2	1- 4				
0- 0	0- 0	0- 0	NEUTRAL	0- 0	0- 0	0- 0				
1- 5	0- 0	0- 2	NON-CONFERENCE	0- 0	0- 2	1- 1				
1- 1	0- 0	0- 0	HOME	0- 0	0- 1	1- 0				
0- 4	0- 0	0- 2	AWAY	0- 0	0- 1	0- 1				
0- 0	0- 0	0- 0	NEUTRAL	0- 0	0- 0	0- 0				
4- 11	0- 0	0- 0	CONFERENCE	0- 2	0- 1	4- 8				
3- 6	0- 0	0- 0	HOME	0- 1	0- 0	3- 5				
1- 5	0- 0	0- 0	AWAY	0- 1	0- 1	1- 3				
0- 0	0- 0	0- 0	NEUTRAL	0- 0	0- 0	0- 0				

RPI 1-25				RPI 26-50				RPI 51-100				RPI 101+				Team's RPI: 337	
RPI	S	Opponent	Score	RPI	S	Opponent	Score	RPI	S	Opponent	Score	RPI	S	Opponent	Score		
				36	A	Arkansas	39 99	89	A	SFA	40 89	124	A	Abilene Christian	69 84		
				42	A	Texas	49 91	98	H	A&M-Corpus Christi	59 72	136	H	Jackson St.	49 66		
												150	A	Texas Tech	49 79		
												151	H	Sam Houston St.	69 79		
												153	H	New Orleans	63 77		
												219	H	Central Ark.	44 51		
												237	H	Southeastern La.	56 72		
												267	A	Lamar University	58 61		
												274	H	Nicholls St.	58 54		
												286	A	Incarnate Word	39 76		
												286	H	Incarnate Word	67 69		
												319	A	Houston Baptist	54 46		
												319	H	Houston Baptist	69 60		
												341	A	McNeese	51 61		
												341	H	McNeese	70 60		
												346	H	Grambling	65 61		
												350	A	La.-Monroe	54 63		
LAST 10 Division I																	
				341	H	McNeese	70 60	153	H	New Orleans	63 77						
				286	A	Incarnate Word	39 76	237	H	Southeastern La.	56 72						
				319	A	Houston Baptist	54 46	89	A	SFA	40 89						
				124	A	Abilene Christian	69 84	274	H	Nicholls St.	58 54						
				219	H	Central Ark.	44 51	341	A	McNeese	51 61						

Non-Div I Games: LeTourneau 91 61 LSU-Shreveport 63 68 Central Baptist 61 59

Northwestern St.

Loss, Non-Conf, S Site, H Home A Away N Neutral

Notre Dame

Through Games Of Feb. 15, 2020

Average RPI Win:	146	WON-LOST	WINNING	LAST 10	STRENGTH OF	OPP. STRENGTH	TEAM	ADJ.	CONF.	ADJ CONF.
Average RPI Loss:	59	RECORD	PCT. RANK	GAMES	SCHEDULE	OF SCHEDULE	RPI	RPI	RPI	RPI
DIV. I ONLY	10- 15	240	4-6	37	8	114	114	5	5	
DIV. I NON-CONF.	5- 7	205	0	8	7	76	76	3	3	
TOTALS	RPI 1-25	RPI 26-50	W-L RECORDS	RPI 51-100	RPI 101-150	RPI 150+				
10- 15	0- 4	1- 4	OVERALL	4- 6	1- 0	4- 1				
4- 8	0- 3	0- 1	HOME	1- 3	0- 0	3- 1				
5- 5	0- 1	1- 2	AWAY	2- 2	1- 0	1- 0				
1- 2	0- 0	0- 1	NEUTRAL	1- 1	0- 0	0- 0				
5- 7	0- 2	1- 2	NON-CONFERENCE	2- 3	0- 0	2- 0				
2- 4	0- 1	0- 1	HOME	0- 2	0- 0	2- 0				
2- 1	0- 1	1- 0	AWAY	1- 0	0- 0	0- 0				
1- 2	0- 0	0- 1	NEUTRAL	1- 1	0- 0	0- 0				
5- 8	0- 2	0- 2	CONFERENCE	2- 3	1- 0	2- 1				
2- 4	0- 2	0- 0	HOME	1- 1	0- 0	1- 1				
3- 4	0- 0	0- 2	AWAY	1- 2	1- 0	1- 0				
0- 0	0- 0	0- 0	NEUTRAL	0- 0	0- 0	0- 0				

RPI S	Opponent	Score	RPI S	Opponent	Score	RPI S	Opponent	Score	RPI S	Opponent	Score	Team's RPI: 114
4	H Louisville	54 86	29	N FGCU	60 69	62	H Minnesota	67 75	112	A Wake Forest	75 71	
7	A UConn	57 81	32	A Michigan	76 72	63	N South Fla.	67 51	159	H Toledo	54 51	
16	H NC State	56 90	35	A Duke	47 50	75	A Boston College	55 56	214	H Clemson	55 71	
19	H DePaul	94 105	48	H Tennessee	63 74	75	H Boston College	65 75	247	H Loyola Maryland	84 60	
			50	A Virginia	60 90	78	A Syracuse	63 74	287	A Pittsburgh	60 52	
						87	N South Dakota St.	59 65	287	H Pittsburgh	74 52	
						88	H Miami (FL)	76 53				
						90	A Georgia Tech	59 51				
						91	H Michigan St.	69 72				
						93	A Fordham	60 55				
LAST 10 Division I												
75	A Boston College	55 56	50	A Virginia	60 90							
287	H Pittsburgh	74 52	88	H Miami (FL)	76 53							
112	A Wake Forest	75 71	35	A Duke	47 50							
90	A Georgia Tech	59 51	16	H NC State	56 90							
4	H Louisville	54 86	75	H Boston College	65 75							

Non-Div I Games:

Notre Dame

Loss, Non-Conf, S Site, H Home A Away N Neutral

Average RPI Win: 287		WON-LOST	WINNING	LAST 10	STRENGTH OF	OPP. STRENGTH	TEAM	ADJ.	CONF.	ADJ CONF.
Average RPI Loss: 158		RECORD	PCT. RANK	GAMES	SCHEDULE	OF SCHEDULE	RPI	RPI	RPI	RPI
DIV. I ONLY		8- 14	252	4-6	317	200	290	290	22	22
DIV. I NON-CONF.		3- 6	235	0	274	111	246	246	21	21
TOTALS	RPI 1-25	RPI 26-50		W-L RECORDS		RPI 51-100	RPI 101-150	RPI 150+		
8- 14	0- 1	0- 2		OVERALL		0- 3	1- 0	7- 8		
4- 5	0- 1	0- 1		HOME		0- 1	1- 0	3- 2		
3- 9	0- 0	0- 1		AWAY		0- 2	0- 0	3- 6		
1- 0	0- 0	0- 0		NEUTRAL		0- 0	0- 0	1- 0		
3- 6	0- 1	0- 2		NON-CONFERENCE		0- 1	0- 0	3- 2		
0- 2	0- 1	0- 1		HOME		0- 0	0- 0	0- 0		
2- 4	0- 0	0- 1		AWAY		0- 1	0- 0	2- 2		
1- 0	0- 0	0- 0		NEUTRAL		0- 0	0- 0	1- 0		
5- 8	0- 0	0- 0		CONFERENCE		0- 2	1- 0	4- 6		
4- 3	0- 0	0- 0		HOME		0- 1	1- 0	3- 2		
1- 5	0- 0	0- 0		AWAY		0- 1	0- 0	1- 4		
0- 0	0- 0	0- 0		NEUTRAL		0- 0	0- 0	0- 0		

RPI 1-25				RPI 26-50				RPI 51-100				RPI 101+				Team's RPI: 290	
RPI	S	Opponent	Score	RPI	S	Opponent	Score	RPI	S	Opponent	Score	RPI	S	Opponent	Score		
20	H	Central Mich.	47 65	32	A	Michigan	64 79	52	A	IUPUI	41 76	139	H	Green Bay	93 88		
				38	H	Bradley	58 74	52	H	IUPUI	63 89	167	A	Wright St.	66 85		
								91	A	Michigan St.	56 76	190	A	Northern Ky.	60 69		
												203	H	Cleveland St.	58 79		
												232	H	Youngstown St.	74 79		
												233	A	Milwaukee	67 74		
												233	H	Milwaukee	78 62		
												269	A	Niagara	63 77		
												276	N	Jacksonville St.	61 55		
												289	A	St. Bonaventure	66 80		
												295	A	FIU	58 49		
												330	A	Detroit Mercy	71 57		
												330	H	Detroit Mercy	65 60		
												342	A	UIC	64 70		
												342	H	UIC	63 46		
												348	A	Chicago St.	98 70		
LAST 10 Division I																	
				233	A	Milwaukee	67 74	190	A	Northern Ky.	60 69						
				52	H	IUPUI	63 89	203	H	Cleveland St.	58 79						
				342	H	UIC	63 46	232	H	Youngstown St.	74 79						
				330	H	Detroit Mercy	65 60	233	H	Milwaukee	78 62						
				167	A	Wright St.	66 85	139	H	Green Bay	93 88						

Non-Div I Games:	Lourdes	72	53	Concordia (MI)	76	42
-------------------------	---------	----	----	----------------	----	----

Oakland

Loss, Non-Conf, S Site, H Home A Away N Neutral

Average RPI Win:	172	WON-LOST	WINNING	LAST 10	STRENGTH OF	OPP. STRENGTH	TEAM	ADJ.	CONF.	ADJ CONF.
Average RPI Loss:	61	RECORD	PCT. RANK	GAMES	SCHEDULE	OF SCHEDULE	RPI	RPI	RPI	RPI
DIV. I ONLY	16- 7	61	8-2	99	72	47	47	10	10	
DIV. I NON-CONF.	7- 4	100	0	137	20	69	69	10	10	
TOTALS	RPI 1-25	RPI 26-50	W-L RECORDS	RPI 51-100	RPI 101-150	RPI 150+				
16- 7	1- 3	0- 1	OVERALL	2- 2	2- 0	11- 1				
9- 1	0- 1	0- 0	HOME	2- 0	1- 0	6- 0				
6- 5	1- 2	0- 1	AWAY	0- 1	1- 0	4- 1				
1- 1	0- 0	0- 0	NEUTRAL	0- 1	0- 0	1- 0				
7- 4	1- 1	0- 1	NON-CONFERENCE	1- 2	0- 0	5- 0				
4- 0	0- 0	0- 0	HOME	1- 0	0- 0	3- 0				
2- 3	1- 1	0- 1	AWAY	0- 1	0- 0	1- 0				
1- 1	0- 0	0- 0	NEUTRAL	0- 1	0- 0	1- 0				
9- 3	0- 2	0- 0	CONFERENCE	1- 0	2- 0	6- 1				
5- 1	0- 1	0- 0	HOME	1- 0	1- 0	3- 0				
4- 2	0- 1	0- 0	AWAY	0- 0	1- 0	3- 1				
0- 0	0- 0	0- 0	NEUTRAL	0- 0	0- 0	0- 0				

RPI 1-25				RPI 26-50				Team's RPI: 47				RPI 51-100				RPI 101+			
RPI	S	Opponent	Score	RPI	S	Opponent	Score	RPI	S	Opponent	Score	RPI	S	Opponent	Score	RPI	S	Opponent	Score
20	A	Central Mich.	90 92	42	A	Texas	60 73	52	H	IUPUI	70 64	104	H	Kent St.	63 57				
20	H	Central Mich.	71 73					58	H	Ball St.	79 71	131	A	Buffalo	76 65				
21	A	TCU	72 79					78	A	Syracuse	54 66	152	A	Western Mich.	72 73				
25	A	Ohio St.	74 68					92	N	Butler	55 60	173	A	Eastern Mich.	75 65				
												179	A	Northern Ill.	85 79				
												179	H	Northern Ill.	87 67				
												187	H	Akron	70 57				
												189	A	Miami (OH)	84 70				
												196	A	Chattanooga	70 58				
												205	H	American	81 69				
												240	H	Marshall	67 51				
												255	H	Bowling Green	79 69				
												286	H	Incarnate Word	78 41				
												287	N	Pittsburgh	72 50				
LAST 10 Division I																			
189	A	Miami (OH)	84 70	255	H	Bowling Green	79 69												
104	H	Kent St.	63 57	179	A	Northern Ill.	85 79												
173	A	Eastern Mich.	75 65	58	H	Ball St.	79 71												
20	A	Central Mich.	90 92	152	A	Western Mich.	72 73												
187	H	Akron	70 57	131	A	Buffalo	76 65												

Non-Div I Games:

Ohio

■ Loss,
 ■ Non-Conf, S Site,
 ■ Home
 ■ Away
 N Neutral

Average RPI Win:	124	WON-LOST	WINNING	LAST 10	STRENGTH OF	OPP. STRENGTH	TEAM	ADJ.	CONF.	ADJ CONF.
Average RPI Loss:	27	RECORD	PCT. RANK	GAMES	SCHEDULE	OF SCHEDULE	RPI	RPI	RPI	RPI
DIV. I ONLY	15- 9	97	7-3	6	20	25	25	2	2	
DIV. I NON-CONF.	7- 4	100	0	3	79	15	15	2	2	
TOTALS	RPI 1-25	RPI 26-50	W-L RECORDS	RPI 51-100	RPI 101-150	RPI 150+				
15- 9	1- 5	1- 3	OVERALL	5- 1	2- 0	6- 0				
7- 4	1- 2	1- 2	HOME	1- 0	1- 0	3- 0				
6- 4	0- 3	0- 0	AWAY	3- 1	1- 0	2- 0				
2- 1	0- 0	0- 1	NEUTRAL	1- 0	0- 0	1- 0				
7- 4	1- 2	0- 2	NON-CONFERENCE	2- 0	1- 0	3- 0				
2- 2	1- 1	0- 1	HOME	0- 0	0- 0	1- 0				
3- 1	0- 1	0- 0	AWAY	1- 0	1- 0	1- 0				
2- 1	0- 0	0- 1	NEUTRAL	1- 0	0- 0	1- 0				
8- 5	0- 3	1- 1	CONFERENCE	3- 1	1- 0	3- 0				
5- 2	0- 1	1- 1	HOME	1- 0	1- 0	2- 0				
3- 3	0- 2	0- 0	AWAY	2- 1	0- 0	1- 0				
0- 0	0- 0	0- 0	NEUTRAL	0- 0	0- 0	0- 0				

RPI	S	Opponent	Score	RPI	S	Opponent	Score	RPI	S	Opponent	Score	RPI	S	Opponent	Score
3	A	Maryland	62 72	32	H	Michigan	78 69	62	A	Minnesota	66 63	104	A	Kent St.	75 65
3	H	Maryland	65 85	34	H	Purdue	50 66	62	H	Minnesota	99 76	138	H	Wisconsin	82 74
4	H	Louisville	67 60	39	N	South Dakota	53 68	74	N	UNI	64 46	165	A	Illinois	78 58
7	H	UConn	62 73	47	H	Ohio	68 74	82	A	Nebraska	80 74	165	H	Illinois	77 47
8	A	Iowa	68 77					84	A	Cincinnati	78 73	174	N	Valparaiso	89 38
11	A	Stanford	52 71					91	A	Michigan St.	65 68	199	H	Radford	70 57
												211	H	Penn St.	80 70
												298	A	Sacramento St.	104 74
LAST 10 Division I															
62	H	Minnesota	99 76	8	A	Iowa	68 77	165	H	Illinois	77 47	91	A	Michigan St.	65 68
138	H	Wisconsin	82 74	211	H	Penn St.	80 70	32	H	Michigan	78 69				
165	A	Illinois	78 58												
82	A	Nebraska	80 74												
3	H	Maryland	65 85												

Non-Div I Games:

Ohio St.

■ Loss,
■ Non-Conf, S Site,
■ Home
■ Away
N Neutral

RPI 1-25				
RPI	S	Opponent	Score	
5	H	Missouri St.	90	96
6	H	Baylor	56	77
7	N	UConn	53	97
21	H	TCU	63	82
22	H	LSU	90	68

RPI 26-50				Team's RPI: 45	
RPI	S	Opponent	Score		
31	A	Western Ky.	63	74	
33	H	Drake	93	84	
42	H	Texas	53	70	
43	A	Iowa St.	59	63	
43	H	Iowa St.	81	72	
46	A	Oklahoma St.	77	75	
46	H	Oklahoma St.	69	73	

RPI 51-100				
RPI	S	Opponent	Score	
53	A	West Virginia	73	49
53	H	West Virginia	68	58
89	H	SFA	75	62

RPI 101+				
RPI	S	Opponent	Score	
107	A	Kansas St.	74	92
115	A	Kansas	94	82
124	H	Abilene Christian	78	65
127	H	UAB	82	75
150	A	Texas Tech	84	89
151	H	Sam Houston St.	95	71
158	A	Wichita St.	83	88
169	A	Houston	69	85
297	H	Prairie View	94	48

LAST 10 Division I									
46	H	Oklahoma St.	69	73	107	A	Kansas St.	74	92
43	A	Iowa St.	59	63	150	A	Texas Tech	84	89
53	H	West Virginia	68	58	21	H	TCU	63	82
115	A	Kansas	94	82	53	A	West Virginia	73	49
42	H	Texas	53	70	43	H	Iowa St.	81	72

Non-Div I Games:

Average RPI Win:	139	WON-LOST	WINNING	LAST 10	STRENGTH OF	OPP. STRENGTH	TEAM	ADJ.	CONF.	ADJ CONF.
Average RPI Loss:	34	RECORD	PCT. RANK	GAMES	SCHEDULE	OF SCHEDULE	RPI	RPI	RPI	RPI
DIV. I ONLY	14- 11	142	4-6	9	30	46	46	3	3	
DIV. I NON-CONF.	9- 3	63	0	31	76	30	30	4	4	
TOTALS	RPI 1-25	RPI 26-50	W-L RECORDS	RPI 51-100	RPI 101-150	RPI 150+				
14- 11	0- 6	1- 4	OVERALL	3- 0	5- 1	5- 0				
9- 5	0- 2	0- 3	HOME	2- 0	3- 0	4- 0				
4- 4	0- 2	1- 1	AWAY	1- 0	1- 1	1- 0				
1- 2	0- 2	0- 0	NEUTRAL	0- 0	1- 0	0- 0				
9- 3	0- 3	0- 0	NON-CONFERENCE	1- 0	3- 0	5- 0				
7- 0	0- 0	0- 0	HOME	1- 0	2- 0	4- 0				
1- 1	0- 1	0- 0	AWAY	0- 0	0- 0	1- 0				
1- 2	0- 2	0- 0	NEUTRAL	0- 0	1- 0	0- 0				
5- 8	0- 3	1- 4	CONFERENCE	2- 0	2- 1	0- 0				
2- 5	0- 2	0- 3	HOME	1- 0	1- 0	0- 0				
3- 3	0- 1	1- 1	AWAY	1- 0	1- 1	0- 0				
0- 0	0- 0	0- 0	NEUTRAL	0- 0	0- 0	0- 0				

RPI 1-25				RPI 26-50				Team's RPI: 46	RPI 51-100				RPI 101+			
RPI	S	Opponent	Score	RPI	S	Opponent	Score		RPI	S	Opponent	Score	RPI	S	Opponent	Score
1	N	Oregon	72 89	42	H	Texas	56 61		53	A	West Virginia	57 55	107	A	Kansas St.	70 63
4	N	Louisville	48 69	43	A	Iowa St.	63 74		53	H	West Virginia	60 57	108	N	UT Arlington	60 47
6	A	Baylor	48 94	43	H	Iowa St.	63 64		85	H	Rice	69 38	111	H	Duquesne	84 41
6	H	Baylor	42 69	45	A	Oklahoma	73 69						115	H	Kansas	67 49
16	A	Texas A&M	62 74	45	H	Oklahoma	75 77						122	H	Idaho	62 47
21	H	TCU	68 72										150	A	Texas Tech	79 109
													182	H	Idaho St.	70 52
													213	H	Oral Roberts	78 44
													243	H	Southern U.	72 59
													246	A	Tulsa	78 48
													267	H	Lamar University	74 53
LAST 10 Division I																
6	H	Baylor	42 69	21	H	TCU	68 72									
45	A	Oklahoma	73 69	42	H	Texas	56 61									
53	H	West Virginia	60 57	53	A	West Virginia	57 55									
43	A	Iowa St.	63 74	43	H	Iowa St.	63 64									
150	A	Texas Tech	79 109	107	A	Kansas St.	70 63									

Non-Div I Games:

Oklahoma St.

■ Loss,
■ Non-Conf,
■ S Site,
■ H Home
■ A Away
N Neutral

Old Dominion

Through Games Of Feb. 15, 2020

Average RPI Win:	182	WON-LOST	WINNING	LAST 10	STRENGTH OF	OPP. STRENGTH	TEAM	ADJ.	CONF.	ADJ CONF.
Average RPI Loss:	98	RECORD	PCT. RANK	GAMES	SCHEDULE	OF SCHEDULE	RPI	RPI	RPI	RPI
DIV. I ONLY	22- 3	11	10-0	136	135	28	28	13	13	
DIV. I NON-CONF.	10- 2	29	0	151	156	43	43	15	15	
TOTALS	RPI 1-25	RPI 26-50	W-L RECORDS	RPI 51-100	RPI 101-150	RPI 150+				
22- 3	0- 0	1- 1	OVERALL	3- 0	6- 2	12- 0				
13- 0	0- 0	1- 0	HOME	2- 0	3- 0	7- 0				
8- 3	0- 0	0- 1	AWAY	1- 0	2- 2	5- 0				
1- 0	0- 0	0- 0	NEUTRAL	0- 0	1- 0	0- 0				
10- 2	0- 0	0- 1	NON-CONFERENCE	0- 0	6- 1	4- 0				
6- 0	0- 0	0- 0	HOME	0- 0	3- 0	3- 0				
3- 2	0- 0	0- 1	AWAY	0- 0	2- 1	1- 0				
1- 0	0- 0	0- 0	NEUTRAL	0- 0	1- 0	0- 0				
12- 1	0- 0	1- 0	CONFERENCE	3- 0	0- 1	8- 0				
7- 0	0- 0	1- 0	HOME	2- 0	0- 0	4- 0				
5- 1	0- 0	0- 0	AWAY	1- 0	0- 1	4- 0				
0- 0	0- 0	0- 0	NEUTRAL	0- 0	0- 0	0- 0				

RPI 1-25				RPI 26-50				Team's RPI: 28		RPI 51-100				RPI 101+			
RPI	S	Opponent	Score	RPI	S	Opponent	Score	RPI	S	Opponent	Score	RPI	S	Opponent	Score		
				31	H	Western Ky.	76 65	56	A	Middle Tenn.	67 56	110	H	Richmond	73 51		
				50	A	Virginia	53 56	70	H	Charlotte	54 51	118	A	VCU	49 62		
								85	H	Rice	66 59	119	A	William & Mary	69 58		
												120	A	Auburn	89 77		
												122	N	Idaho	67 55		
												123	H	Campbell	59 44		
												127	A	UAB	65 76		
												142	H	Hampton	75 38		
												183	H	Mt. St. Mary's	85 34		
												192	A	Fla. Atlantic	75 63		
												206	H	Southern Miss.	67 50		
												216	A	UTEP	77 69		
												240	H	Marshall	57 46		
												244	H	Louisiana Tech	77 61		
												253	H	North Texas	71 66		
												261	H	Winthrop	68 44		
												295	A	FIU	66 39		
												303	A	UTSA	62 43		
												312	A	Cal Poly	61 55		
												317	H	UMES	48 39		
LAST 10 Division I																	
				253	H	North Texas	71 66	206	H	Southern Miss.	67 50						
				85	H	Rice	66 59	192	A	Fla. Atlantic	75 63						
				216	A	UTEP	77 69	295	A	FIU	66 39						
				303	A	UTSA	62 43	240	H	Marshall	57 46						
				244	H	Louisiana Tech	77 61	31	H	Western Ky.	76 65						

Non-Div I Games:

Old Dominion

■ Loss,
 ■ Non-Conf,
 ■ S Site,
 ■ H Home
 ■ A Away
 N Neutral

Average RPI Win:	293	WON-LOST	WINNING	LAST 10	STRENGTH OF	OPP. STRENGTH	TEAM	ADJ.	CONF.	ADJ CONF.
Average RPI Loss:	110	RECORD	PCT. RANK	GAMES	SCHEDULE	OF SCHEDULE	RPI	RPI	RPI	RPI
DIV. I ONLY	7- 17	288	0-10	147	132	282	282	4	4	
DIV. I NON-CONF.	7- 6	161	0	302	351	292	292	5	5	
TOTALS	RPI 1-25	RPI 26-50	W-L RECORDS	RPI 51-100	RPI 101-150	RPI 150+				
7- 17	0- 4	0- 1	OVERALL	0- 2	0- 6	7- 4				
6- 8	0- 1	0- 1	HOME	0- 2	0- 2	6- 2				
0- 8	0- 3	0- 0	AWAY	0- 0	0- 4	0- 1				
1- 1	0- 0	0- 0	NEUTRAL	0- 0	0- 0	1- 1				
7- 6	0- 0	0- 0	NON-CONFERENCE	0- 0	0- 2	7- 4				
6- 3	0- 0	0- 0	HOME	0- 0	0- 1	6- 2				
0- 2	0- 0	0- 0	AWAY	0- 0	0- 1	0- 1				
1- 1	0- 0	0- 0	NEUTRAL	0- 0	0- 0	1- 1				
0- 11	0- 4	0- 1	CONFERENCE	0- 2	0- 4	0- 0				
0- 5	0- 1	0- 1	HOME	0- 2	0- 1	0- 0				
0- 6	0- 3	0- 0	AWAY	0- 0	0- 3	0- 0				
0- 0	0- 0	0- 0	NEUTRAL	0- 0	0- 0	0- 0				

RPI	S	Opponent	Score	RPI	S	Opponent	Score	RPI	S	Opponent	Score	RPI	S	Opponent	Score	Team's RPI: 282
2	H	South Carolina	32 87	48	H	Tennessee	28 84	76	H	Alabama	56 57	106	A	Vanderbilt	47 63	
9	A	Mississippi St.	39 80					83	H	Georgia	51 58	120	A	Auburn	43 59	
16	A	Texas A&M	35 79									125	H	Southeast Mo. St.	53 70	
22	A	LSU	44 52									130	H	Missouri	57 71	
												137	A	Florida	72 74	
												150	A	Texas Tech	48 84	
												151	H	Sam Houston St.	75 69	
												153	H	New Orleans	64 69	
												202	H	Louisiana	42 53	
												206	A	Southern Miss.	53 59	
												244	H	Louisiana Tech	76 53	
												287	N	Pittsburgh	50 58	
												300	H	Ga. Southern	69 66	
												325	H	Alabama St.	93 66	
												328	N	Alcorn	73 55	
												350	H	La.-Monroe	66 42	
												351	H	Mississippi Val.	72 53	
LAST 10 Division I																
137	A	Florida	72 74	120	A	Auburn	43 59									
106	A	Vanderbilt	47 63	130	H	Missouri	57 71									
76	H	Alabama	56 57	22	A	LSU	44 52									
2	H	South Carolina	32 87	48	H	Tennessee	28 84									
9	A	Mississippi St.	39 80	16	A	Texas A&M	35 79									

Non-Div I Games:

Ole Miss

■ Loss,
 ■ Non-Conf,
 ■ S Site,
 ■ H Home
 ■ A Away
 N Neutral

Average RPI Win:	259	WON-LOST	WINNING	LAST 10	STRENGTH OF	OPP. STRENGTH	TEAM	ADJ.	CONF.	ADJ CONF.
Average RPI Loss:	162	RECORD	PCT. RANK	GAMES	SCHEDULE	OF SCHEDULE	RPI	RPI	RPI	RPI
DIV. I ONLY	4- 19	321	0-10	141	265	310	310	19	19	
DIV. I NON-CONF.	3- 8	268	0	140	312	271	271	18	18	
TOTALS	RPI 1-25	RPI 26-50	W-L RECORDS	RPI 51-100	RPI 101-150	RPI 150+				
4- 19	0- 0	0- 3	OVERALL	0- 3	0- 3	4- 10				
3- 9	0- 0	0- 2	HOME	0- 2	0- 0	3- 5				
0- 9	0- 0	0- 1	AWAY	0- 1	0- 2	0- 5				
1- 1	0- 0	0- 0	NEUTRAL	0- 0	0- 1	1- 0				
3- 8	0- 0	0- 1	NON-CONFERENCE	0- 1	0- 3	3- 3				
2- 3	0- 0	0- 1	HOME	0- 1	0- 0	2- 1				
0- 4	0- 0	0- 0	AWAY	0- 0	0- 2	0- 2				
1- 1	0- 0	0- 0	NEUTRAL	0- 0	0- 1	1- 0				
1- 11	0- 0	0- 2	CONFERENCE	0- 2	0- 0	1- 7				
1- 6	0- 0	0- 1	HOME	0- 1	0- 0	1- 4				
0- 5	0- 0	0- 1	AWAY	0- 1	0- 0	0- 3				
0- 0	0- 0	0- 0	NEUTRAL	0- 0	0- 0	0- 0				

RPI S	Opponent	Score	RPI S	Opponent	Score	RPI S	Opponent	Score	RPI S	Opponent	Score	Team's RPI: 310
39	A South Dakota	44 77	74	H UNI	45 81	107	A Kansas St.	48 73				
39	H South Dakota	39 71	87	A South Dakota St.	59 69	115	A Kansas	48 63				
41	H Creighton	54 67	87	H South Dakota St.	51 68	118	N VCU	66 74				
						190	A Northern Ky.	40 57				
						193	H Western Ill.	69 83				
						203	H Cleveland St.	66 79				
						213	A Oral Roberts	57 84				
						213	H Oral Roberts	60 54				
						215	A North Dakota	57 63				
						222	H UMKC	57 53				
						226	A Eastern Ill.	52 65				
						251	H Morgan St.	70 64				
						256	A Denver	60 66				
						256	H Denver	80 86				
						294	H North Dakota St.	65 74				
						329	H Purdue Fort Wayne	57 58				
						351	N Mississippi Val.	78 70				
LAST 10 Division I												
256	H Denver	80 86	329	H Purdue Fort Wayne	57 58							
213	A Oral Roberts	57 84	193	H Western Ill.	69 83							
87	A South Dakota St.	59 69	256	A Denver	60 66							
294	H North Dakota St.	65 74	39	A South Dakota	44 77							
39	H South Dakota	39 71	215	A North Dakota	57 63							

Non-Div I Games: Peru St. 92 58 Graceland (IA) 85 46

Omaha

Loss, Non-Conf, S Site, H Home A Away N Neutral

Oral Roberts

Through Games Of Feb. 15, 2020

Average RPI Win:	248	WON-LOST	WINNING	LAST 10	STRENGTH OF	OPP. STRENGTH	TEAM	ADJ.	CONF.	ADJ CONF.
Average RPI Loss:	134	RECORD	PCT. RANK	GAMES	SCHEDULE	OF SCHEDULE	RPI	RPI	RPI	RPI
DIV. I ONLY	10- 14	231	6-4	185	168	213	213	19	19	
DIV. I NON-CONF.	3- 8	268	0	173	96	264	264	18	18	
TOTALS	RPI 1-25	RPI 26-50	W-L RECORDS	RPI 51-100	RPI 101-150	RPI 150+				
10- 14	0- 0	0- 4	OVERALL	0- 4	0- 1	10- 5				
7- 3	0- 0	0- 1	HOME	0- 1	0- 0	7- 1				
3- 11	0- 0	0- 3	AWAY	0- 3	0- 1	3- 4				
0- 0	0- 0	0- 0	NEUTRAL	0- 0	0- 0	0- 0				
3- 8	0- 0	0- 2	NON-CONFERENCE	0- 2	0- 1	3- 3				
3- 1	0- 0	0- 0	HOME	0- 0	0- 0	3- 1				
0- 7	0- 0	0- 2	AWAY	0- 2	0- 1	0- 2				
0- 0	0- 0	0- 0	NEUTRAL	0- 0	0- 0	0- 0				
7- 6	0- 0	0- 2	CONFERENCE	0- 2	0- 0	7- 2				
4- 2	0- 0	0- 1	HOME	0- 1	0- 0	4- 0				
3- 4	0- 0	0- 1	AWAY	0- 1	0- 0	3- 2				
0- 0	0- 0	0- 0	NEUTRAL	0- 0	0- 0	0- 0				

RPI 1-25			RPI 26-50			RPI 51-100			RPI 101+ Team's RPI: 213		
RPI	S	Opponent	Score	RPI	S	Opponent	Score	RPI	S	Opponent	Score
36	A	Arkansas	64 96	82	A	Nebraska	67 77	107	A	Kansas St.	69 109
39	A	South Dakota	56 79	87	A	South Dakota St.	44 58	151	H	Sam Houston St.	64 41
39	H	South Dakota	73 77	87	H	South Dakota St.	61 76	158	H	Wichita St.	79 66
46	A	Oklahoma St.	44 78	99	A	Utah	58 78	184	A	Southern Utah	58 72
								193	A	Western Ill.	61 75
								215	A	North Dakota	86 72
								215	H	North Dakota	75 52
								246	A	Tulsa	65 67
								256	H	Denver	84 72
								259	H	Texas St.	63 57
								294	A	North Dakota St.	80 76
								294	H	North Dakota St.	70 62
								310	A	Omaha	54 60
								310	H	Omaha	84 57
								319	H	Houston Baptist	73 74
								329	A	Purdue Fort Wayne	79 73
LAST 10 Division I											
39	H	South Dakota	73 77	256	H	Denver	84 72				
310	H	Omaha	84 57	39	A	South Dakota	56 79				
294	A	North Dakota St.	80 76	193	A	Western Ill.	61 75				
215	A	North Dakota	86 72	329	A	Purdue Fort Wayne	79 73				
87	H	South Dakota St.	61 76	215	H	North Dakota	75 52				

Non-Div I Games: Rogers St. 80 40 Cent. Christian (KS114 60

Oral Roberts

Loss, Non-Conf, S Site, H Home A Away N Neutral

Oregon

Through Games Of Feb. 15, 2020

Average RPI Win:	93	WON-LOST	WINNING	LAST 10	STRENGTH OF	OPP. STRENGTH	TEAM	ADJ.	CONF.	ADJ CONF.
Average RPI Loss:	16	RECORD	PCT. RANK	GAMES	SCHEDULE	OF SCHEDULE	RPI	RPI	RPI	RPI
DIV. I ONLY	23- 2	6	10-0	5	11	1	1	1	1	1
DIV. I NON-CONF.	11- 1	13	1-0	62	23	10	10	1	1	1
TOTALS	RPI 1-25	RPI 26-50	W-L RECORDS	RPI 51-100	RPI 101-150	RPI 150+				
23- 2	7- 1	2- 1	OVERALL	6- 0	5- 0	3- 0				
13- 0	3- 0	1- 0	HOME	3- 0	4- 0	2- 0				
8- 1	4- 0	0- 1	AWAY	3- 0	0- 0	1- 0				
2- 1	0- 1	1- 0	NEUTRAL	0- 0	1- 0	0- 0				
11- 1	1- 1	1- 0	NON-CONFERENCE	2- 0	4- 0	3- 0				
6- 0	0- 0	0- 0	HOME	1- 0	3- 0	2- 0				
3- 0	1- 0	0- 0	AWAY	1- 0	0- 0	1- 0				
2- 1	0- 1	1- 0	NEUTRAL	0- 0	1- 0	0- 0				
12- 1	6- 0	1- 1	CONFERENCE	4- 0	1- 0	0- 0				
7- 0	3- 0	1- 0	HOME	2- 0	1- 0	0- 0				
5- 1	3- 0	0- 1	AWAY	2- 0	0- 0	0- 0				
0- 0	0- 0	0- 0	NEUTRAL	0- 0	0- 0	0- 0				

RPI	S	Opponent	Score	RPI	S	Opponent	Score	RPI	S	Opponent	Score	RPI	S	Opponent	Score
4	N	Louisville	62 72	27	A	Arizona St.	66 72	73	A	Colorado	101 53	107	H	Kansas St.	89 51
7	A	UConn	74 56	27	H	Arizona St.	79 48	73	H	Colorado	104 46	108	N	UT Arlington	91 54
10	A	UCLA	80 66	46	N	Oklahoma St.	89 72	78	A	Syracuse	81 64	128	H	Texas Southern	99 63
11	H	Stanford	87 55					87	H	South Dakota St.	95 56	140	H	Northeastern	89 47
15	A	Oregon St.	66 57					99	A	Utah	90 63	141	H	California	105 55
15	H	Oregon St.	76 64					99	H	Utah	88 51	275	A	Long Beach St.	81 45
23	A	Arizona	71 64									281	H	UC Riverside	84 41
23	H	Arizona	85 52									284	H	Utah St.	109 52
LAST 10 Division I															
10	A	UCLA	80 66	99	A	Utah	90 63								
27	H	Arizona St.	79 48	15	A	Oregon St.	66 57								
23	H	Arizona	85 52	15	H	Oregon St.	76 64								
7	A	UConn	74 56	141	H	California	105 55								
73	A	Colorado	101 53	11	H	Stanford	87 55								

Non-Div I Games:

Oregon

■ Loss,
■ Non-Conf, S Site,
■ Home
■ Away
N Neutral

Average RPI Win:	120	WON-LOST	WINNING	LAST 10	STRENGTH OF	OPP. STRENGTH	TEAM	ADJ.	CONF.	ADJ CONF.
Average RPI Loss:	23	RECORD	PCT. RANK	GAMES	SCHEDULE	OF SCHEDULE	RPI	RPI	RPI	RPI
DIV. I ONLY	19- 6	40	4-6	7	26	15	15	1	1	
DIV. I NON-CONF.	12- 0	1	0	56	93	6	6	1	1	
TOTALS	RPI 1-25	RPI 26-50	W-L RECORDS	RPI 51-100	RPI 101-150	RPI 150+				
19- 6	3- 4	1- 1	OVERALL	6- 1	3- 0	6- 0				
12- 3	2- 3	1- 0	HOME	2- 0	2- 0	5- 0				
4- 3	1- 1	0- 1	AWAY	3- 1	0- 0	0- 0				
3- 0	0- 0	0- 0	NEUTRAL	1- 0	1- 0	1- 0				
12- 0	2- 0	0- 0	NON-CONFERENCE	2- 0	2- 0	6- 0				
8- 0	2- 0	0- 0	HOME	0- 0	1- 0	5- 0				
1- 0	0- 0	0- 0	AWAY	1- 0	0- 0	0- 0				
3- 0	0- 0	0- 0	NEUTRAL	1- 0	1- 0	1- 0				
7- 6	1- 4	1- 1	CONFERENCE	4- 1	1- 0	0- 0				
4- 3	0- 3	1- 0	HOME	2- 0	1- 0	0- 0				
3- 3	1- 1	0- 1	AWAY	2- 1	0- 0	0- 0				
0- 0	0- 0	0- 0	NEUTRAL	0- 0	0- 0	0- 0				

RPI	S	Opponent	Score	RPI	S	Opponent	Score	RPI	S	Opponent	Score	RPI	S	Opponent	Score
1	A	Oregon	64 76	27	A	Arizona St.	47 55	69	N	BYU	65 34	105	N	Liberty	68 55
1	H	Oregon	57 66	27	H	Arizona St.	64 62	72	A	Southern California	66 72	117	H	Pacific	69 57
5	H	Missouri St.	80 69					73	A	Colorado	79 52	141	H	California	81 44
11	H	Stanford	58 61					73	H	Colorado	72 60	163	N	Northern Ariz.	91 57
19	H	DePaul	98 77					88	A	Miami (FL)	75 53	176	H	Hawaii	64 32
23	A	Arizona	63 61					99	A	Utah	77 65	184	H	Southern Utah	95 45
23	H	Arizona	58 65					99	H	Utah	77 48	225	H	CSU Bakersfield	69 50
												284	H	Utah St.	75 46
												302	H	UC Irvine	86 57
LAST 10 Division I															
72	A	Southern California	66 72	1	H	Oregon	57 66								
23	H	Arizona	58 65	1	A	Oregon	64 76								
27	H	Arizona St.	64 62	11	H	Stanford	58 61								
99	A	Utah	77 65	141	H	California	81 44								
73	A	Colorado	79 52	27	A	Arizona St.	47 55								

Non-Div I Games:

Oregon St.

Average RPI Win:	225	WON-LOST	WINNING	LAST 10	STRENGTH OF	OPP. STRENGTH	TEAM	ADJ.	CONF.	ADJ CONF.
Average RPI Loss:	98	RECORD	PCT. RANK	GAMES	SCHEDULE	OF SCHEDULE	RPI	RPI	RPI	RPI
DIV. I ONLY	14- 12	163	3-7	120	115	117	117	11	11	
DIV. I NON-CONF.	7- 4	100	0	194	164	106	106	11	11	
TOTALS	RPI 1-25	RPI 26-50	W-L RECORDS	RPI 51-100	RPI 101-150	RPI 150+				
14- 12	0- 4	0- 0	OVERALL	1- 2	2- 2	11- 4				
7- 3	0- 1	0- 0	HOME	0- 1	1- 1	6- 0				
6- 8	0- 3	0- 0	AWAY	1- 1	1- 1	4- 3				
1- 1	0- 0	0- 0	NEUTRAL	0- 0	0- 0	1- 1				
7- 4	0- 2	0- 0	NON-CONFERENCE	1- 0	0- 0	6- 2				
4- 0	0- 0	0- 0	HOME	0- 0	0- 0	4- 0				
2- 3	0- 2	0- 0	AWAY	1- 0	0- 0	1- 1				
1- 1	0- 0	0- 0	NEUTRAL	0- 0	0- 0	1- 1				
7- 8	0- 2	0- 0	CONFERENCE	0- 2	2- 2	5- 2				
3- 3	0- 1	0- 0	HOME	0- 1	1- 1	2- 0				
4- 5	0- 1	0- 0	AWAY	0- 1	1- 1	3- 2				
0- 0	0- 0	0- 0	NEUTRAL	0- 0	0- 0	0- 0				

RPI 1-25				RPI 26-50				RPI 51-100				RPI 101+ Team's RPI: 117			
RPI	S	Opponent	Score	RPI	S	Opponent	Score	RPI	S	Opponent	Score	RPI	S	Opponent	Score
10	A	UCLA	57 68					54	A	Drexel	58 51	108	A	San Diego	61 66
13	A	Gonzaga	67 68					69	A	BYU	54 65	108	H	San Diego	64 66
13	H	Gonzaga	65 83					69	H	BYU	66 76	143	A	Portland	77 73
15	A	Oregon St.	57 69									143	H	Portland	77 70
												157	A	Saint Mary's (CA)	68 66
												159	N	Toledo	65 66
												188	A	Pepperdine	54 59
												188	H	Pepperdine	64 63
												204	A	Santa Clara	65 75
												222	H	UMKC	89 60
												225	A	CSU Bakersfield	70 80
												235	A	San Francisco	84 61
												249	H	SMU	77 49
												266	A	UC Santa Barbara	63 53
												277	H	Indiana St.	83 66
												292	A	LMU (CA)	87 70
												292	H	LMU (CA)	76 67
												308	N	St. Francis Brooklyn	71 62
												320	H	Weber St.	76 53
LAST 10 Division I															
69	A	BYU	54 65	188	A	Pepperdine	54 59								
108	A	San Diego	61 66	157	A	Saint Mary's (CA)	68 66								
143	H	Portland	77 70	108	H	San Diego	64 66								
13	H	Gonzaga	65 83	69	H	BYU	66 76								
292	A	LMU (CA)	87 70	13	A	Gonzaga	67 68								

Non-Div I Games:

Pacific

■ Loss,
■ Non-Conf,
■ S Site,
■ H Home
■ A Away
N Neutral

Average RPI Win:	199	WON-LOST	WINNING	LAST 10	STRENGTH OF	OPP. STRENGTH	TEAM	ADJ.	CONF.	ADJ CONF.
Average RPI Loss:	65	RECORD	PCT. RANK	GAMES	SCHEDULE	OF SCHEDULE	RPI	RPI	RPI	RPI
DIV. I ONLY	14- 5	48	6-4	186	98	64	64	8	8	
DIV. I NON-CONF.	9- 3	63	1-2	299	98	102	102	8	8	
TOTALS	RPI 1-25	RPI 26-50	W-L RECORDS	RPI 51-100	RPI 101-150	RPI 150+				
14- 5	0- 1	0- 1	OVERALL	2- 2	1- 1	11- 0				
7- 1	0- 1	0- 0	HOME	1- 0	1- 0	5- 0				
7- 4	0- 0	0- 1	AWAY	1- 2	0- 1	6- 0				
0- 0	0- 0	0- 0	NEUTRAL	0- 0	0- 0	0- 0				
9- 3	0- 0	0- 1	NON-CONFERENCE	1- 2	0- 0	8- 0				
5- 0	0- 0	0- 0	HOME	1- 0	0- 0	4- 0				
4- 3	0- 0	0- 1	AWAY	0- 2	0- 0	4- 0				
0- 0	0- 0	0- 0	NEUTRAL	0- 0	0- 0	0- 0				
5- 2	0- 1	0- 0	CONFERENCE	1- 0	1- 1	3- 0				
2- 1	0- 1	0- 0	HOME	0- 0	1- 0	1- 0				
3- 1	0- 0	0- 0	AWAY	1- 0	0- 1	2- 0				
0- 0	0- 0	0- 0	NEUTRAL	0- 0	0- 0	0- 0				

RPI 1-25				RPI 26-50				RPI 51-100 Team's RPI: 64				RPI 101+			
RPI	S	Opponent	Score	RPI	S	Opponent	Score	RPI	S	Opponent	Score	RPI	S	Opponent	Score
18	H	Princeton	55 75	35	A	Duke	50 66	54	H	Drexel	53 49	101	A	Harvard	51 58
								55	A	Yale	53 51	146	H	Columbia	86 84
								79	A	Temple	72 76	162	H	Cornell	63 41
								94	A	Villanova	58 70	170	A	Dartmouth	66 33
												176	A	Hawaii	70 55
												180	A	La Salle	65 49
												212	A	Brown	85 73
												224	H	Stetson	81 41
												227	H	Iona	74 42
												229	A	Saint Joseph's	55 45
												278	H	Siena	92 44
												327	A	NJIT	85 51
												347	H	Hartford	74 46
LAST 10 Division I															
55	A	Yale	53 51	101	A	Harvard	51 58								
212	A	Brown	85 73	79	A	Temple	72 76								
162	H	Cornell	63 41	94	A	Villanova	58 70								
146	H	Columbia	86 84	18	H	Princeton	55 75								
170	A	Dartmouth	66 33	176	A	Hawaii	70 55								

Non-Div I Games: Chaminade 90 39

Penn

Average RPI Win:	212	WON-LOST	WINNING	LAST 10	STRENGTH OF	OPP. STRENGTH	TEAM	ADJ.	CONF.	ADJ CONF.
Average RPI Loss:	83	RECORD	PCT. RANK	GAMES	SCHEDULE	OF SCHEDULE	RPI	RPI	RPI	RPI
DIV. I ONLY	7- 18	295	0-10	51	63	211	211	2	2	
DIV. I NON-CONF.	6- 5	151	0	225	248	215	215	2	2	
TOTALS	RPI 1-25	RPI 26-50	W-L RECORDS	RPI 51-100	RPI 101-150	RPI 150+				
7- 18	0- 6	0- 2	OVERALL	2- 5	0- 1	5- 4				
5- 9	0- 3	0- 0	HOME	2- 3	0- 0	3- 3				
1- 8	0- 3	0- 2	AWAY	0- 2	0- 1	1- 0				
1- 1	0- 0	0- 0	NEUTRAL	0- 0	0- 0	1- 1				
6- 5	0- 1	0- 0	NON-CONFERENCE	1- 1	0- 0	5- 3				
4- 3	0- 0	0- 0	HOME	1- 1	0- 0	3- 2				
1- 1	0- 1	0- 0	AWAY	0- 0	0- 0	1- 0				
1- 1	0- 0	0- 0	NEUTRAL	0- 0	0- 0	1- 1				
1- 13	0- 5	0- 2	CONFERENCE	1- 4	0- 1	0- 1				
1- 6	0- 3	0- 0	HOME	1- 2	0- 0	0- 1				
0- 7	0- 2	0- 2	AWAY	0- 2	0- 1	0- 0				
0- 0	0- 0	0- 0	NEUTRAL	0- 0	0- 0	0- 0				

RPI S	Opponent	Score	RPI S	Opponent	Score	RPI S	Opponent	Score	RPI S	Opponent	Score	Team's RPI: 211
8	H Iowa	66 77	32	A Michigan	48 82	51	A Rutgers	39 72	138	A Wisconsin	65 71	
12	A Northwestern	59 85	34	A Purdue	68 81	51	H Rutgers	57 62	165	H Illinois	66 70	
12	H Northwestern	59 82				62	H Minnesota	74 81	178	A Towson	73 67	
14	H Indiana	60 76				82	A Nebraska	58 75	180	H La Salle	67 69	
18	A Princeton	55 72				91	H Michigan St.	86 73	214	H Clemson	68 55	
25	A Ohio St.	70 80				93	H Fordham	72 59	231	H George Mason	68 78	
						96	H Rider	70 78	275	N Long Beach St.	56 64	
									287	H Pittsburgh	78 73	
									305	H Sacred Heart	88 65	
									313	N N.C. Central	92 68	
LAST 10 Division I												
82	A Nebraska	58 75	34	A Purdue	68 81							
165	H Illinois	66 70	14	H Indiana	60 76							
51	A Rutgers	39 72	12	A Northwestern	59 85							
12	H Northwestern	59 82	51	H Rutgers	57 62							
8	H Iowa	66 77	25	A Ohio St.	70 80							

Non-Div I Games:

Penn St.

■ Loss,
 ■ Non-Conf, S Site,
 ■ Home
 ■ Away
 N Neutral

Pepperdine

Through Games Of Feb. 15, 2020

Average RPI Win:	221	WON-LOST	WINNING	LAST 10	STRENGTH OF	OPP. STRENGTH	TEAM	ADJ.	CONF.	ADJ CONF.
Average RPI Loss:	138	RECORD	PCT. RANK	GAMES	SCHEDULE	OF SCHEDULE	RPI	RPI	RPI	RPI
DIV. I ONLY	12- 10	145	7-3	268	106	188	188	11	11	
DIV. I NON-CONF.	4- 4	164	0	304	192	242	242	11	11	
TOTALS	RPI 1-25	RPI 26-50	W-L RECORDS	RPI 51-100	RPI 101-150	RPI 150+				
12- 10	0- 1	0- 0	OVERALL	0- 2	2- 3	10- 4				
7- 4	0- 0	0- 0	HOME	0- 1	2- 0	5- 3				
5- 6	0- 1	0- 0	AWAY	0- 1	0- 3	5- 1				
0- 0	0- 0	0- 0	NEUTRAL	0- 0	0- 0	0- 0				
4- 4	0- 0	0- 0	NON-CONFERENCE	0- 1	0- 1	4- 2				
2- 2	0- 0	0- 0	HOME	0- 0	0- 0	2- 2				
2- 2	0- 0	0- 0	AWAY	0- 1	0- 1	2- 0				
0- 0	0- 0	0- 0	NEUTRAL	0- 0	0- 0	0- 0				
8- 6	0- 1	0- 0	CONFERENCE	0- 1	2- 2	6- 2				
5- 2	0- 0	0- 0	HOME	0- 1	2- 0	3- 1				
3- 4	0- 1	0- 0	AWAY	0- 0	0- 2	3- 1				
0- 0	0- 0	0- 0	NEUTRAL	0- 0	0- 0	0- 0				

RPI	S	Opponent	Score	RPI	S	Opponent	Score	RPI	S	Opponent	Score	RPI	S	Opponent	Score	Team's RPI: 188
13	A	Gonzaga	36 70					69	H	BYU	47 65	108	H	San Diego	73 57	
								100	A	Washington St.	48 85	116	A	Boise St.	74 76	
												117	A	Pacific	63 64	
												117	H	Pacific	59 54	
												143	A	Portland	67 69	
												157	A	Saint Mary's (CA)	78 85	
												157	H	Saint Mary's (CA)	73 64	
												160	H	UC Davis	70 67	
												176	H	Hawaii	51 52	
												195	H	UNLV	44 69	
												204	A	Santa Clara	79 61	
												204	H	Santa Clara	79 71	
												235	A	San Francisco	70 64	
												235	H	San Francisco	82 70	
												292	A	LMU (CA)	77 66	
												292	H	LMU (CA)	77 84	
												306	A	Eastern Wash.	53 52	
												312	H	Cal Poly	63 53	
												316	A	New Mexico St.	72 69	
LAST 10 Division I																
292	A	LMU (CA)	77 66	143	A	Portland	67 69									
204	A	Santa Clara	79 61	13	A	Gonzaga	36 70									
235	A	San Francisco	70 64	292	H	LMU (CA)	77 84									
157	H	Saint Mary's (CA)	73 64	235	H	San Francisco	82 70									
117	H	Pacific	59 54	204	H	Santa Clara	79 71									

Non-Div I Games: Concordia (CA) 76 57 Cal St. L.A. 79 56

Pepperdine

Loss, Non-Conf, S Site, H Home A Away N Neutral

Average RPI Win:	265	WON-LOST	WINNING	LAST 10	STRENGTH OF	OPP. STRENGTH	TEAM	ADJ.	CONF.	ADJ CONF.
Average RPI Loss:	94	RECORD	PCT. RANK	GAMES	SCHEDULE	OF SCHEDULE	RPI	RPI	RPI	RPI
DIV. I ONLY	4- 20	322	1-9	93	73	287	287	5	5	
DIV. I NON-CONF.	3- 8	268	0	236	220	310	310	3	3	
TOTALS	RPI 1-25	RPI 26-50	W-L RECORDS	RPI 51-100	RPI 101-150	RPI 150+				
4- 20	0- 3	0- 4	OVERALL	0- 6	1- 3	3- 4				
3- 11	0- 2	0- 1	HOME	0- 4	1- 2	2- 2				
0- 8	0- 1	0- 2	AWAY	0- 2	0- 1	0- 2				
1- 1	0- 0	0- 1	NEUTRAL	0- 0	0- 0	1- 0				
3- 8	0- 0	0- 2	NON-CONFERENCE	0- 2	0- 1	3- 3				
2- 4	0- 0	0- 0	HOME	0- 1	0- 1	2- 2				
0- 3	0- 0	0- 1	AWAY	0- 1	0- 0	0- 1				
1- 1	0- 0	0- 1	NEUTRAL	0- 0	0- 0	1- 0				
1- 12	0- 3	0- 2	CONFERENCE	0- 4	1- 2	0- 1				
1- 7	0- 2	0- 1	HOME	0- 3	1- 1	0- 0				
0- 5	0- 1	0- 1	AWAY	0- 1	0- 1	0- 1				
0- 0	0- 0	0- 0	NEUTRAL	0- 0	0- 0	0- 0				

RPI 1-25				RPI 26-50				RPI 51-100				RPI 101+ Team's RPI: 287			
RPI	S	Opponent	Score	RPI	S	Opponent	Score	RPI	S	Opponent	Score	RPI	S	Opponent	Score
4	A	Louisville	49 83	30	A	Virginia Tech	56 68	66	H	Stony Brook	56 59	111	H	Duquesne	62 81
16	H	NC State	44 88	35	H	Duke	56 73	75	H	Boston College	70 79	112	H	Wake Forest	53 48
24	H	Florida St.	41 66	44	A	UCF	58 74	78	H	Syracuse	51 69	114	A	Notre Dame	52 74
				47	N	Ohio	50 72	84	A	Cincinnati	53 69	114	H	Notre Dame	52 60
								90	H	Georgia Tech	48 77	189	H	Miami (OH)	71 80
								97	A	North Carolina	62 70	211	A	Penn St.	73 78
												214	A	Clemson	67 75
												242	H	Georgetown	56 66
												282	N	Ole Miss	58 50
												322	H	Fairleigh Dickinson	69 60
												345	H	Central Conn. St.	81 73
LAST 10 Division I															
35	H	Duke	56 73	4	A	Louisville	49 83								
114	A	Notre Dame	52 74	16	H	NC State	44 88								
90	H	Georgia Tech	48 77	78	H	Syracuse	51 69								
24	H	Florida St.	41 66	214	A	Clemson	67 75								
112	H	Wake Forest	53 48	30	A	Virginia Tech	56 68								

Non-Div I Games:

Pittsburgh

■ Loss,
 ■ Non-Conf,
 ■ S Site,
 ■ H Home
 ■ A Away
 N Neutral

Average RPI Win:	209	WON-LOST	WINNING	LAST 10	STRENGTH OF	OPP. STRENGTH	TEAM	ADJ.	CONF.	ADJ CONF.
Average RPI Loss:	131	RECORD	PCT. RANK	GAMES	SCHEDULE	OF SCHEDULE	RPI	RPI	RPI	RPI
DIV. I ONLY	14- 10	119	7-3	179	145	143	143	11	11	
DIV. I NON-CONF.	5- 4	140	0	231	333	201	201	11	11	
TOTALS	RPI 1-25	RPI 26-50	W-L RECORDS	RPI 51-100	RPI 101-150	RPI 150+				
14- 10	0- 1	0- 0	OVERALL	2- 1	0- 6	12- 2				
7- 6	0- 0	0- 0	HOME	1- 1	0- 4	6- 1				
7- 4	0- 1	0- 0	AWAY	1- 0	0- 2	6- 1				
0- 0	0- 0	0- 0	NEUTRAL	0- 0	0- 0	0- 0				
5- 4	0- 0	0- 0	NON-CONFERENCE	1- 0	0- 2	4- 2				
2- 3	0- 0	0- 0	HOME	1- 0	0- 2	1- 1				
3- 1	0- 0	0- 0	AWAY	0- 0	0- 0	3- 1				
0- 0	0- 0	0- 0	NEUTRAL	0- 0	0- 0	0- 0				
9- 6	0- 1	0- 0	CONFERENCE	1- 1	0- 4	8- 0				
5- 3	0- 0	0- 0	HOME	0- 1	0- 2	5- 0				
4- 3	0- 1	0- 0	AWAY	1- 0	0- 2	3- 0				
0- 0	0- 0	0- 0	NEUTRAL	0- 0	0- 0	0- 0				

RPI 1-25				RPI 26-50				RPI 51-100				RPI 101+ Team's RPI: 143			
RPI	S	Opponent	Score	RPI	S	Opponent	Score	RPI	S	Opponent	Score	RPI	S	Opponent	Score
13	A	Gonzaga	57 62					60	H	Fresno St.	75 64	108	A	San Diego	55 74
								69	A	BYU	57 48	108	H	San Diego	58 62
								69	H	BYU	54 66	117	A	Pacific	70 77
												117	H	Pacific	73 77
												124	H	Abilene Christian	69 76
												135	H	Loyola Chicago	64 78
												157	A	Saint Mary's (CA)	72 53
												157	H	Saint Mary's (CA)	78 65
												188	H	Pepperdine	69 67
												204	A	Santa Clara	80 77
												204	H	Santa Clara	84 62
												218	H	Grand Canyon	73 41
												220	H	Portland St.	71 77
												235	A	San Francisco	73 66
												235	H	San Francisco	69 49
												284	A	Utah St.	70 64
												292	H	LMU (CA)	74 49
												296	A	CSUN	64 73
												304	A	Air Force	72 56
												320	A	Weber St.	78 59
LAST 10 Division I															
235	H	San Francisco	69 49	69	H	BYU	54 66								
204	H	Santa Clara	84 62	188	H	Pepperdine	69 67								
117	A	Pacific	70 77	292	H	LMU (CA)	74 49								
157	A	Saint Mary's (CA)	72 53	204	A	Santa Clara	80 77								
108	H	San Diego	58 62	235	A	San Francisco	73 66								

Non-Div I Games: Warner Pacific 78 36 Willamette 82 42

Portland

■ Loss,
 ■ Non-Conf, S Site,
 ■ Home
 ■ Away
 N Neutral

Average RPI Win: 213	WON-LOST	WINNING	LAST 10	STRENGTH OF	OPP. STRENGTH	TEAM	ADJ.	CONF.	ADJ CONF.
Average RPI Loss: 197	RECORD	PCT. RANK	GAMES	SCHEDULE	OF SCHEDULE	RPI	RPI	RPI	RPI
DIV. I ONLY	11- 12	191	4-6	235	268	220	220	18	18
DIV. I NON-CONF.	5- 4	140	0	120	326	117	117	17	17
TOTALS	RPI 1-25	RPI 26-50	W-L RECORDS	RPI 51-100	RPI 101-150	RPI 150+			
11- 12	0- 0	0- 1	OVERALL	0- 1	2- 1	9- 9			
6- 5	0- 0	0- 1	HOME	0- 1	1- 0	5- 3			
5- 6	0- 0	0- 0	AWAY	0- 0	1- 1	4- 5			
0- 1	0- 0	0- 0	NEUTRAL	0- 0	0- 0	0- 1			
5- 4	0- 0	0- 1	NON-CONFERENCE	0- 0	1- 1	4- 2			
2- 1	0- 0	0- 1	HOME	0- 0	0- 0	2- 0			
3- 2	0- 0	0- 0	AWAY	0- 0	1- 1	2- 1			
0- 1	0- 0	0- 0	NEUTRAL	0- 0	0- 0	0- 1			
6- 8	0- 0	0- 0	CONFERENCE	0- 1	1- 0	5- 7			
4- 4	0- 0	0- 0	HOME	0- 1	1- 0	3- 3			
2- 4	0- 0	0- 0	AWAY	0- 0	0- 0	2- 4			
0- 0	0- 0	0- 0	NEUTRAL	0- 0	0- 0	0- 0			

RPI 1-25			RPI 26-50			RPI 51-100			RPI 101+ Team's RPI: 220		
RPI	S	Opponent	Score	RPI	S	Opponent	Score	RPI	S	Opponent	Score
				48	H	Tennessee	61 88	86	H	Montana St.	62 73
								116	A	Boise St.	57 82
								122	H	Idaho	74 53
								143	A	Portland	77 71
								160	A	UC Davis	76 70
								163	H	Northern Ariz.	66 54
								171	A	Montana	55 62
								171	H	Montana	78 65
								182	A	Idaho St.	69 64
								184	A	Southern Utah	58 71
								184	H	Southern Utah	72 81
								218	H	Grand Canyon	69 46
								222	A	Northern Colo.	58 77
								222	A	UMKC	69 87
								222	H	Northern Colo.	51 78
								252	H	Nevada	80 75
								298	H	Sacramento St.	70 73
								302	A	UC Irvine	70 61
								302	N	UC Irvine	75 83
								306	A	Eastern Wash.	75 79
								306	H	Eastern Wash.	75 58
								320	A	Weber St.	76 57
LAST 10 Division I											
				306	A	Eastern Wash.	75 79				
				222	H	Northern Colo.	51 78				
				184	H	Southern Utah	72 81				
				171	A	Montana	55 62				
				163	H	Northern Ariz.	66 54				
				298	H	Sacramento St.	70 73				
				320	A	Weber St.	76 57				
				182	A	Idaho St.	69 64				
				171	H	Montana	78 65				
				86	H	Montana St.	62 73				

Non-Div I Games: Multnomah 104 48

Portland St.

Average RPI Win:	305	WON-LOST	WINNING	LAST 10	STRENGTH OF	OPP. STRENGTH	TEAM	ADJ.	CONF.	ADJ CONF.
Average RPI Loss:	142	RECORD	PCT. RANK	GAMES	SCHEDULE	OF SCHEDULE	RPI	RPI	RPI	RPI
DIV. I ONLY	6- 14	287	6-4	255	261	297	297	32	32	
DIV. I NON-CONF.	0- 9	338	0	43	19	273	273	31	31	
TOTALS	RPI 1-25	RPI 26-50	W-L RECORDS	RPI 51-100	RPI 101-150	RPI 150+				
6- 14	0- 2	0- 1	OVERALL	0- 2	1- 5	5- 4				
4- 3	0- 0	0- 0	HOME	0- 0	1- 1	3- 2				
2- 9	0- 2	0- 1	AWAY	0- 1	0- 4	2- 1				
0- 2	0- 0	0- 0	NEUTRAL	0- 1	0- 0	0- 1				
0- 9	0- 2	0- 1	NON-CONFERENCE	0- 2	0- 3	0- 1				
0- 1	0- 0	0- 0	HOME	0- 0	0- 1	0- 0				
0- 6	0- 2	0- 1	AWAY	0- 1	0- 2	0- 0				
0- 2	0- 0	0- 0	NEUTRAL	0- 1	0- 0	0- 1				
6- 5	0- 0	0- 0	CONFERENCE	0- 0	1- 2	5- 3				
4- 2	0- 0	0- 0	HOME	0- 0	1- 0	3- 2				
2- 3	0- 0	0- 0	AWAY	0- 0	0- 2	2- 1				
0- 0	0- 0	0- 0	NEUTRAL	0- 0	0- 0	0- 0				

RPI 1-25				RPI 26-50				RPI 51-100				RPI 101+ Team's RPI: 297			
RPI	S	Opponent	Score	RPI	S	Opponent	Score	RPI	S	Opponent	Score	RPI	S	Opponent	Score
16	A	Texas A&M	38 80	45	A	Oklahoma	48 94	85	A	Rice	55 77	128	A	Texas Southern	65 88
23	A	Arizona	48 83					98	N	A&M-Corpus Christi	52 64	128	H	Texas Southern	50 47
												136	A	Jackson St.	49 53
												137	H	Florida	44 51
												138	A	Wisconsin	42 68
												150	A	Texas Tech	48 82
												189	N	Miami (OH)	52 65
												243	H	Southern U.	48 68
												270	A	Alabama A&M	44 54
												325	A	Alabama St.	62 59
												328	H	Alcorn	63 68
												335	H	Ark.-Pine Bluff	61 51
												346	A	Grambling	67 54
												346	H	Grambling	65 58
												351	H	Mississippi Val.	81 47
LAST 10 Division I															
346	H	Grambling	65 58	335	H	Ark.-Pine Bluff	61 51								
128	H	Texas Southern	50 47	136	A	Jackson St.	49 53								
270	A	Alabama A&M	44 54	346	A	Grambling	67 54								
325	A	Alabama St.	62 59	128	A	Texas Southern	65 88								
351	H	Mississippi Val.	81 47	243	H	Southern U.	48 68								

Non-Div I Games: Huston-Tillotson 79 60 Wiley 75 42 Tex. A&M-Kingsville 85 55

Presbyterian

Through Games Of Feb. 15, 2020

Average RPI Win:	297	WON-LOST	WINNING	LAST 10	STRENGTH OF	OPP. STRENGTH	TEAM	ADJ.	CONF.	ADJ CONF.
Average RPI Loss:	206	RECORD	PCT. RANK	GAMES	SCHEDULE	OF SCHEDULE	RPI	RPI	RPI	RPI
DIV. I ONLY	7- 15	277	5-5	328	327	311	311	25	25	
DIV. I NON-CONF.	2- 5	259	0	310	269	309	309	28	28	
TOTALS	RPI 1-25	RPI 26-50	W-L RECORDS	RPI 51-100	RPI 101-150	RPI 150+				
7- 15	0- 0	0- 0	OVERALL	0- 1	0- 3	7- 11				
3- 6	0- 0	0- 0	HOME	0- 0	0- 2	3- 4				
4- 9	0- 0	0- 0	AWAY	0- 1	0- 1	4- 7				
0- 0	0- 0	0- 0	NEUTRAL	0- 0	0- 0	0- 0				
2- 5	0- 0	0- 0	NON-CONFERENCE	0- 1	0- 1	2- 3				
1- 1	0- 0	0- 0	HOME	0- 0	0- 0	1- 1				
1- 4	0- 0	0- 0	AWAY	0- 1	0- 1	1- 2				
0- 0	0- 0	0- 0	NEUTRAL	0- 0	0- 0	0- 0				
5- 10	0- 0	0- 0	CONFERENCE	0- 0	0- 2	5- 8				
2- 5	0- 0	0- 0	HOME	0- 0	0- 2	2- 3				
3- 5	0- 0	0- 0	AWAY	0- 0	0- 0	3- 5				
0- 0	0- 0	0- 0	NEUTRAL	0- 0	0- 0	0- 0				

RPI 1-25				RPI 26-50				RPI 51-100				RPI 101+				Team's RPI: 311	
RPI	S	Opponent	Score	RPI	S	Opponent	Score	RPI	S	Opponent	Score	RPI	S	Opponent	Score		
								53	A	West Virginia	40	56	123	H	Campbell	47	53
												137	A	Florida	46	60	
												142	H	Hampton	42	71	
												165	A	Illinois	52	71	
												199	A	Radford	42	54	
												199	H	Radford	39	65	
												201	A	Gardner-Webb	56	53	
												209	A	High Point	55	60	
												228	A	UNC Asheville	39	54	
												228	H	UNC Asheville	48	64	
												248	H	Col. of Charleston	58	54	
												261	A	Winthrop	54	61	
												265	A	Longwood	82	77	
												265	H	Longwood	60	71	
												272	H	UNCW	60	70	
												280	A	Wofford	60	67	
												331	A	USC Upstate	60	70	
												331	H	USC Upstate	55	42	
												344	A	Charleston So.	67	46	
												344	H	Charleston So.	76	53	
												349	A	South Carolina St.	70	49	
LAST 10 Division I																	
				344	H	Charleston So.	76	53				344	A	Charleston So.	67	46	
				228	H	UNC Asheville	48	64				331	H	USC Upstate	55	42	
				265	A	Longwood	82	77				209	A	High Point	55	60	
				331	A	USC Upstate	60	70				123	H	Campbell	47	53	
				199	H	Radford	39	65				201	A	Gardner-Webb	56	53	

Non-Div I Games: William Peace 72 35 Brevard 74 45

Presbyterian

Loss, Non-Conf, S Site, H Home A Away N Neutral

Average RPI Win:	156	WON-LOST	WINNING	LAST 10	STRENGTH OF	OPP. STRENGTH	TEAM	ADJ.	CONF.	ADJ CONF.
Average RPI Loss:	8	RECORD	PCT. RANK	GAMES	SCHEDULE	OF SCHEDULE	RPI	RPI	RPI	RPI
DIV. I ONLY	19- 1	4	10-0	91	97	18	18	8	8	
DIV. I NON-CONF.	12- 1	10	3-0	153	72	21	21	8	8	
TOTALS	RPI 1-25	RPI 26-50	W-L RECORDS	RPI 51-100	RPI 101-150	RPI 150+				
19- 1	0- 1	1- 0	OVERALL	6- 0	3- 0	9- 0				
9- 0	0- 0	1- 0	HOME	1- 0	1- 0	6- 0				
10- 1	0- 1	0- 0	AWAY	5- 0	2- 0	3- 0				
0- 0	0- 0	0- 0	NEUTRAL	0- 0	0- 0	0- 0				
12- 1	0- 1	1- 0	NON-CONFERENCE	4- 0	1- 0	6- 0				
7- 0	0- 0	1- 0	HOME	1- 0	0- 0	5- 0				
5- 1	0- 1	0- 0	AWAY	3- 0	1- 0	1- 0				
0- 0	0- 0	0- 0	NEUTRAL	0- 0	0- 0	0- 0				
7- 0	0- 0	0- 0	CONFERENCE	2- 0	2- 0	3- 0				
2- 0	0- 0	0- 0	HOME	0- 0	1- 0	1- 0				
5- 0	0- 0	0- 0	AWAY	2- 0	1- 0	2- 0				
0- 0	0- 0	0- 0	NEUTRAL	0- 0	0- 0	0- 0				

RPI	S	Opponent	Score	RPI	S	Opponent	Score	RPI	S	Opponent	Score	RPI	S	Opponent	Score
8	A	Iowa	75 77	29	H	FGCU	67 53	55	A	Yale	55 39	101	A	Harvard	60 46
								64	A	Penn	75 55	130	A	Missouri	68 33
								67	A	Marist	62 50	146	H	Columbia	77 55
								68	A	Seton Hall	78 76	155	A	George Washington	75 50
								95	A	Saint Louis	66 50	162	H	Cornell	60 29
								96	H	Rider	80 47	170	A	Dartmouth	66 34
												211	H	Penn St.	72 55
												212	A	Brown	85 48
												262	H	New Hampshire	77 37
												279	H	Monmouth	52 40
												308	H	St. Francis Brooklyn	76 44
												347	H	Hartford	73 42
LAST 10 Division I															
212	A	Brown	85 48	170	A	Dartmouth	66 34								
55	A	Yale	55 39	64	A	Penn	75 55								
146	H	Columbia	77 55	262	H	New Hampshire	77 37								
162	H	Cornell	60 29	95	A	Saint Louis	66 50								
101	A	Harvard	60 46	130	A	Missouri	68 33								

Non-Div I Games:

Princeton

■ Loss,
■ Non-Conf,
■ S Site,
■ H Home
■ A Away
N Neutral

Providence

Through Games Of Feb. 15, 2020

Average RPI Win:	222	WON-LOST	WINNING	LAST 10	STRENGTH OF	OPP. STRENGTH	TEAM	ADJ.	CONF.	ADJ CONF.
Average RPI Loss:	75	RECORD	PCT. RANK	GAMES	SCHEDULE	OF SCHEDULE	RPI	RPI	RPI	RPI
DIV. I ONLY	10- 15	240	1-9	101	83	148	148	6	6	
DIV. I NON-CONF.	9- 3	63	0	235	227	79	79	6	6	
TOTALS	RPI 1-25	RPI 26-50	W-L RECORDS	RPI 51-100	RPI 101-150	RPI 150+				
10- 15	0- 2	0- 4	OVERALL	2- 7	1- 0	7- 2				
3- 5	0- 1	0- 2	HOME	1- 2	0- 0	2- 0				
5- 9	0- 1	0- 2	AWAY	1- 4	1- 0	3- 2				
2- 1	0- 0	0- 0	NEUTRAL	0- 1	0- 0	2- 0				
9- 3	0- 0	0- 0	NON-CONFERENCE	2- 2	1- 0	6- 1				
2- 0	0- 0	0- 0	HOME	1- 0	0- 0	1- 0				
5- 2	0- 0	0- 0	AWAY	1- 1	1- 0	3- 1				
2- 1	0- 0	0- 0	NEUTRAL	0- 1	0- 0	2- 0				
1- 12	0- 2	0- 4	CONFERENCE	0- 5	0- 0	1- 1				
1- 5	0- 1	0- 2	HOME	0- 2	0- 0	1- 0				
0- 7	0- 1	0- 2	AWAY	0- 3	0- 0	0- 1				
0- 0	0- 0	0- 0	NEUTRAL	0- 0	0- 0	0- 0				

RPI S Opponent	Score	RPI S Opponent	Score	RPI S Opponent	Score	RPI S Opponent	Score	Team's RPI: 148
19 A DePaul	71 93	37 A Marquette	55 85	55 A Yale	79 82	147 A Massachusetts	72 63	
19 H DePaul	67 80	37 H Marquette	50 60	57 A St. John's (NY)	58 64	172 N Rhode Island	58 51	
		41 A Creighton	63 72	58 N Ball St.	51 52	200 A New Mexico	68 86	
		41 H Creighton	68 77	68 A Seton Hall	55 97	234 H UMass Lowell	63 38	
				68 H Seton Hall	45 71	242 A Georgetown	53 62	
				75 H Boston College	76 60	260 H Xavier	60 48	
				92 H Butler	47 50	279 A Monmouth	68 52	
				94 A Villanova	49 51	292 N LMU (CA)	48 45	
				99 A Utah	67 60	315 A Bryant	76 32	
						347 A Hartford	75 57	
LAST 10 Division I								
68 H Seton Hall	45 71	92 H Butler	47 50					
41 H Creighton	68 77	68 A Seton Hall	55 97					
19 A DePaul	71 93	57 A St. John's (NY)	58 64					
37 A Marquette	55 85	41 A Creighton	63 72					
260 H Xavier	60 48	37 H Marquette	50 60					

Non-Div I Games:

Providence

Loss, Non-Conf, S Site, H Home A Away N Neutral

Average RPI Win:	131	WON-LOST	WINNING	LAST 10	STRENGTH OF	OPP. STRENGTH	TEAM	ADJ.	CONF.	ADJ CONF.
Average RPI Loss:	24	RECORD	PCT. RANK	GAMES	SCHEDULE	OF SCHEDULE	RPI	RPI	RPI	RPI
DIV. I ONLY	16- 10	107	5-5	15	2	34	34	2	2	
DIV. I NON-CONF.	9- 3	63	0	28	15	13	13	2	2	
<hr/>										
TOTALS	RPI 1-25	RPI 26-50	W-L RECORDS	RPI 51-100	RPI 101-150	RPI 150+				
16- 10	1- 6	3- 2	OVERALL	2- 2	3- 0	7- 0				
9- 4	0- 2	1- 0	HOME	0- 2	2- 0	6- 0				
5- 5	1- 3	0- 2	AWAY	2- 0	1- 0	1- 0				
2- 1	0- 1	2- 0	NEUTRAL	0- 0	0- 0	0- 0				
9- 3	0- 2	3- 1	NON-CONFERENCE	0- 0	1- 0	5- 0				
6- 0	0- 0	1- 0	HOME	0- 0	1- 0	4- 0				
1- 2	0- 1	0- 1	AWAY	0- 0	0- 0	1- 0				
2- 1	0- 1	2- 0	NEUTRAL	0- 0	0- 0	0- 0				
7- 7	1- 4	0- 1	CONFERENCE	2- 2	2- 0	2- 0				
3- 4	0- 2	0- 0	HOME	0- 2	1- 0	2- 0				
4- 3	1- 2	0- 1	AWAY	2- 0	1- 0	0- 0				
0- 0	0- 0	0- 0	NEUTRAL	0- 0	0- 0	0- 0				

RPI 1-25				RPI 26-50				RPI 51-100				RPI 101+			
RPI	S	Opponent	Score	RPI	S	Opponent	Score	RPI	S	Opponent	Score	RPI	S	Opponent	Score
2	A	South Carolina	49 85	27	N	Arizona St.	59 52	51	H	Rutgers	53 59	104	H	Kent St.	77 64
8	H	Iowa	71 83	30	A	Virginia Tech	54 67	62	H	Minnesota	59 72	138	A	Wisconsin	62 59
12	A	Northwestern	56 61	31	H	Western Ky.	67 50	82	A	Nebraska	76 68	138	H	Wisconsin	72 61
13	N	Gonzaga	50 63	32	A	Michigan	63 66	91	A	Michigan St.	76 66	165	H	Illinois	81 67
14	A	Indiana	48 66	33	N	Drake	67 47					179	H	Northern Ill.	68 63
14	H	Indiana	54 66									193	H	Western Ill.	66 59
25	A	Ohio St.	66 50									196	A	Chattanooga	66 34
<hr/>															
LAST 10 Division I															
138	A	Wisconsin	62 59	211	H	Penn St.	81 68								
8	H	Iowa	71 83	82	A	Nebraska	76 68								
32	A	Michigan	63 66	62	H	Minnesota	59 72								
14	H	Indiana	54 66	165	H	Illinois	81 67								
91	A	Michigan St.	76 66	12	A	Northwestern	56 61								

Non-Div I Games:

Purdue

■ Loss,
■ Non-Conf,
■ S Site,
■ H Home
■ A Away
N Neutral

Average RPI Win:	325	WON-LOST	WINNING	LAST 10	STRENGTH OF	OPP. STRENGTH	TEAM	ADJ.	CONF.	ADJ CONF.
Average RPI Loss:	173	RECORD	PCT. RANK	GAMES	SCHEDULE	OF SCHEDULE	RPI	RPI	RPI	RPI
DIV. I ONLY	3- 21	333	1-9	234	245	329	329	19	19	
DIV. I NON-CONF.	2- 9	304	0	279	287	331	331	18	18	
TOTALS	RPI 1-25	RPI 26-50	W-L RECORDS	RPI 51-100	RPI 101-150	RPI 150+				
3- 21	0- 0	0- 2	OVERALL	0- 4	0- 3	3- 12				
2- 8	0- 0	0- 1	HOME	0- 2	0- 1	2- 4				
1- 10	0- 0	0- 1	AWAY	0- 2	0- 0	1- 7				
0- 3	0- 0	0- 0	NEUTRAL	0- 0	0- 2	0- 1				
2- 9	0- 0	0- 0	NON-CONFERENCE	0- 2	0- 3	2- 4				
2- 2	0- 0	0- 0	HOME	0- 1	0- 1	2- 0				
0- 4	0- 0	0- 0	AWAY	0- 1	0- 0	0- 3				
0- 3	0- 0	0- 0	NEUTRAL	0- 0	0- 2	0- 1				
1- 12	0- 0	0- 2	CONFERENCE	0- 2	0- 0	1- 8				
0- 6	0- 0	0- 1	HOME	0- 1	0- 0	0- 4				
1- 6	0- 0	0- 1	AWAY	0- 1	0- 0	1- 4				
0- 0	0- 0	0- 0	NEUTRAL	0- 0	0- 0	0- 0				

RPI S	Opponent	Score	RPI S	Opponent	Score	RPI S	Opponent	Score	RPI S	Opponent	Score	Team's RPI: 329
39	A South Dakota	25 79	39	H South Dakota	41 62	58	H Ball St.	52 83	104	N Kent St.	67 75	
						87	A South Dakota St.	43 89	125	H Southeast Mo. St.	48 58	
						87	H South Dakota St.	69 100	150	N Texas Tech	48 82	
						92	A Butler	58 85	173	A Eastern Mich.	40 64	
									187	A Akron	53 64	
									193	A Western Ill.	68 79	
									193	H Western Ill.	74 83	
									213	H Oral Roberts	73 79	
									215	A North Dakota	85 91	
									215	H North Dakota	49 63	
									256	A Denver	57 83	
									279	N Monmouth	46 60	
									294	A North Dakota St.	53 74	
									294	H North Dakota St.	44 58	
									310	A Omaha	58 57	
									324	H Evansville	67 64	
									333	A SIUE	53 57	
									342	H UIC	61 50	
LAST 10 Division I												
87	A South Dakota St.	43 89	294	H North Dakota St.	44 58							
294	A North Dakota St.	53 74	310	A Omaha	58 57							
256	A Denver	57 83	39	A South Dakota	25 79							
193	H Western Ill.	74 83	213	H Oral Roberts	73 79							
215	H North Dakota	49 63	87	H South Dakota St.	69 100							

Non-Div I Games: Heidelberg 82 55 Purdue Northwest 73 50

Purdue Fort Wayne

Loss, Non-Conf, S Site, H Home A Away N Neutral

Quinnipiac

Through Games Of Feb. 15, 2020

Average RPI Win:	255	WON-LOST	WINNING	LAST 10	STRENGTH OF	OPP. STRENGTH	TEAM	ADJ.	CONF.	ADJ CONF.
Average RPI Loss:	118	RECORD	PCT. RANK	GAMES	SCHEDULE	OF SCHEDULE	RPI	RPI	RPI	RPI
DIV. I ONLY	12- 11	165	7-3	208	188	186	186	24	24	
DIV. I NON-CONF.	3- 6	235	0	48	53	171	171	25	25	
TOTALS	RPI 1-25	RPI 26-50	W-L RECORDS	RPI 51-100	RPI 101-150	RPI 150+				
12- 11	0- 1	0- 1	OVERALL	1- 4	0- 1	11- 4				
7- 5	0- 0	0- 0	HOME	1- 1	0- 1	6- 3				
5- 6	0- 1	0- 1	AWAY	0- 3	0- 0	5- 1				
0- 0	0- 0	0- 0	NEUTRAL	0- 0	0- 0	0- 0				
3- 6	0- 1	0- 1	NON-CONFERENCE	1- 2	0- 1	2- 1				
2- 3	0- 0	0- 0	HOME	1- 1	0- 1	1- 1				
1- 3	0- 1	0- 1	AWAY	0- 1	0- 0	1- 0				
0- 0	0- 0	0- 0	NEUTRAL	0- 0	0- 0	0- 0				
9- 5	0- 0	0- 0	CONFERENCE	0- 2	0- 0	9- 3				
5- 2	0- 0	0- 0	HOME	0- 0	0- 0	5- 2				
4- 3	0- 0	0- 0	AWAY	0- 2	0- 0	4- 1				
0- 0	0- 0	0- 0	NEUTRAL	0- 0	0- 0	0- 0				

RPI 1-25				RPI 26-50				RPI 51-100				RPI 101+ Team's RPI: 186			
RPI	S	Opponent	Score	RPI	S	Opponent	Score	RPI	S	Opponent	Score	RPI	S	Opponent	Score
3	A	Maryland	52 107	44	A	UCF	58 80	54	H	Drexel	62 66	101	H	Harvard	68 77
								55	A	Yale	59 63	155	H	George Washington	67 78
								67	A	Marist	60 73	172	H	Rhode Island	75 63
								77	H	Bucknell	76 69	221	A	Manhattan	62 77
								96	A	Rider	59 75	221	H	Manhattan	70 58
												227	A	Iona	67 63
												227	H	Iona	71 75
												236	H	Fairfield	76 62
												269	H	Niagara	71 61
												278	A	Siena	66 52
												278	H	Siena	60 68
												279	A	Monmouth	52 45
												279	H	Monmouth	60 53
												332	A	Saint Peter's	91 64
												338	H	Canisius	74 71
												347	A	Hartford	87 50
LAST 10 Division I															
269	H	Niagara	71 61	332	A	Saint Peter's	91 64								
221	A	Manhattan	62 77	236	H	Fairfield	76 62								
278	H	Siena	60 68	67	A	Marist	60 73								
279	A	Monmouth	52 45	338	H	Canisius	74 71								
227	A	Iona	67 63	279	H	Monmouth	60 53								

Non-Div I Games:

Quinnipiac

Average RPI Win:	277	WON-LOST	WINNING	LAST 10	STRENGTH OF	OPP. STRENGTH	TEAM	ADJ.	CONF.	ADJ CONF.
Average RPI Loss:	148	RECORD	PCT. RANK	GAMES	SCHEDULE	OF SCHEDULE	RPI	RPI	RPI	RPI
DIV. I ONLY	12- 11	165	8-2	273	272	199	199	25	25	
DIV. I NON-CONF.	2- 7	288	0	275	85	274	274	28	28	
TOTALS	RPI 1-25	RPI 26-50	W-L RECORDS	RPI 51-100	RPI 101-150	RPI 150+				
12- 11	0- 1	0- 0	OVERALL	0- 2	1- 3	11- 5				
4- 4	0- 0	0- 0	HOME	0- 0	0- 1	4- 3				
8- 7	0- 1	0- 0	AWAY	0- 2	1- 2	7- 2				
0- 0	0- 0	0- 0	NEUTRAL	0- 0	0- 0	0- 0				
2- 7	0- 1	0- 0	NON-CONFERENCE	0- 2	0- 1	2- 3				
0- 2	0- 0	0- 0	HOME	0- 0	0- 0	0- 2				
2- 5	0- 1	0- 0	AWAY	0- 2	0- 1	2- 1				
0- 0	0- 0	0- 0	NEUTRAL	0- 0	0- 0	0- 0				
10- 4	0- 0	0- 0	CONFERENCE	0- 0	1- 2	9- 2				
4- 2	0- 0	0- 0	HOME	0- 0	0- 1	4- 1				
6- 2	0- 0	0- 0	AWAY	0- 0	1- 1	5- 1				
0- 0	0- 0	0- 0	NEUTRAL	0- 0	0- 0	0- 0				

RPI 1-25				RPI 26-50				RPI 51-100				RPI 101+ Team's RPI: 199			
RPI	S	Opponent	Score	RPI	S	Opponent	Score	RPI	S	Opponent	Score	RPI	S	Opponent	Score
25	A	Ohio St.	57 70					53	A	West Virginia	37 74	106	A	Vanderbilt	46 80
								76	A	Alabama	51 85	123	A	Campbell	48 42
												123	H	Campbell	32 43
												142	A	Hampton	48 51
												183	H	Mt. St. Mary's	58 75
												201	A	Gardner-Webb	84 73
												201	H	Gardner-Webb	65 51
												205	H	American	55 59
												209	A	High Point	58 68
												228	H	UNC Asheville	50 63
												261	H	Winthrop	54 53
												265	A	Longwood	62 61
												273	A	Morehead St.	62 73
												285	A	ETSU	67 43
												311	A	Presbyterian	65 39
												311	H	Presbyterian	54 42
												331	A	USC Upstate	57 41
												344	A	Charleston So.	64 40
												344	H	Charleston So.	72 35
												349	A	South Carolina St.	60 45
LAST 10 Division I															
123	A	Campbell	48 42	201	A	Gardner-Webb	84 73								
344	A	Charleston So.	64 40	331	A	USC Upstate	57 41								
201	H	Gardner-Webb	65 51	261	H	Winthrop	54 53								
311	A	Presbyterian	65 39	265	A	Longwood	62 61								
123	H	Campbell	32 43	228	H	UNC Asheville	50 63								

Non-Div I Games:

Radford

■ Loss,
 ■ Non-Conf,
 ■ S Site,
 ■ Home
 ■ A Away
 N Neutral

Rhode Island

Through Games Of Feb. 15, 2020

Average RPI Win:	207	WON-LOST	WINNING	LAST 10	STRENGTH OF	OPP. STRENGTH	TEAM	ADJ.	CONF.	ADJ CONF.
Average RPI Loss:	139	RECORD	PCT. RANK	GAMES	SCHEDULE	OF SCHEDULE	RPI	RPI	RPI	RPI
DIV. I ONLY	12- 11	165	5-5	190	187	172	172	12	12	
DIV. I NON-CONF.	7- 5	131	0	234	318	163	163	12	12	
TOTALS	RPI 1-25	RPI 26-50	W-L RECORDS	RPI 51-100	RPI 101-150	RPI 150+				
12- 11	0- 0	0- 0	OVERALL	1- 3	4- 5	7- 3				
9- 2	0- 0	0- 0	HOME	1- 0	4- 2	4- 0				
2- 8	0- 0	0- 0	AWAY	0- 3	0- 2	2- 3				
1- 1	0- 0	0- 0	NEUTRAL	0- 0	0- 1	1- 0				
7- 5	0- 0	0- 0	NON-CONFERENCE	0- 1	2- 2	5- 2				
5- 0	0- 0	0- 0	HOME	0- 0	2- 0	3- 0				
1- 4	0- 0	0- 0	AWAY	0- 1	0- 1	1- 2				
1- 1	0- 0	0- 0	NEUTRAL	0- 0	0- 1	1- 0				
5- 6	0- 0	0- 0	CONFERENCE	1- 2	2- 3	2- 1				
4- 2	0- 0	0- 0	HOME	1- 0	2- 2	1- 0				
1- 4	0- 0	0- 0	AWAY	0- 2	0- 1	1- 1				
0- 0	0- 0	0- 0	NEUTRAL	0- 0	0- 0	0- 0				

RPI 1-25				RPI 26-50				RPI 51-100				RPI 101+				Team's RPI: 172	
RPI	S	Opponent	Score	RPI	S	Opponent	Score	RPI	S	Opponent	Score	RPI	S	Opponent	Score		
								59	A	Dayton	60	71	101	A	Harvard	58	61
								75	A	Boston College	55	66	110	H	Richmond	76	70
								93	A	Fordham	50	60	113	H	Holy Cross	73	58
								95	H	Saint Louis	72	63	118	H	VCU	54	75
													121	A	Davidson	67	79
													121	H	Davidson	70	77
													132	H	Robert Morris	71	59
													147	H	Massachusetts	69	66
													148	N	Providence	51	58
													186	A	Quinnipiac	63	75
													212	N	Brown	89	44
													215	A	North Dakota	61	67
													229	A	Saint Joseph's	49	47
													231	H	George Mason	47	42
													236	H	Fairfield	74	41
													289	A	St. Bonaventure	59	64
													293	H	Vermont	77	74
													339	H	LIU Brooklyn	79	56
													347	A	Hartford	68	56
LAST 10 Division I																	
				95	H	Saint Louis	72	63	289	A	St. Bonaventure	59	64				
				59	A	Dayton	60	71	147	H	Massachusetts	69	66				
				93	A	Fordham	50	60	229	A	Saint Joseph's	49	47				
				231	H	George Mason	47	42	121	A	Davidson	67	79				
				121	H	Davidson	70	77	110	H	Richmond	76	70				

Non-Div I Games:

Rhode Island

■ Loss,
■ Non-Conf,
■ S Site,
■ H Home
■ A Away
N Neutral

Average RPI Win:	215	WON-LOST	WINNING	LAST 10	STRENGTH OF	OPP. STRENGTH	TEAM	ADJ.	CONF.	ADJ CONF.
Average RPI Loss:	82	RECORD	PCT. RANK	GAMES	SCHEDULE	OF SCHEDULE	RPI	RPI	RPI	RPI
DIV. I ONLY	16- 8	69	8-2	140	122	85	85	13	13	
DIV. I NON-CONF.	5- 6	187	0	189	110	207	207	15	15	
TOTALS	RPI 1-25	RPI 26-50	W-L RECORDS	RPI 51-100	RPI 101-150	RPI 150+				
16- 8	0- 1	1- 3	OVERALL	1- 2	1- 1	13- 1				
10- 1	0- 1	1- 0	HOME	1- 0	1- 0	7- 0				
6- 5	0- 0	0- 2	AWAY	0- 1	0- 1	6- 1				
0- 2	0- 0	0- 1	NEUTRAL	0- 1	0- 0	0- 0				
5- 6	0- 1	0- 2	NON-CONFERENCE	0- 1	0- 1	5- 1				
4- 1	0- 1	0- 0	HOME	0- 0	0- 0	4- 0				
1- 3	0- 0	0- 1	AWAY	0- 0	0- 1	1- 1				
0- 2	0- 0	0- 1	NEUTRAL	0- 1	0- 0	0- 0				
11- 2	0- 0	1- 1	CONFERENCE	1- 1	1- 0	8- 0				
6- 0	0- 0	1- 0	HOME	1- 0	1- 0	3- 0				
5- 2	0- 0	0- 1	AWAY	0- 1	0- 0	5- 0				
0- 0	0- 0	0- 0	NEUTRAL	0- 0	0- 0	0- 0				

RPI 1-25				RPI 26-50				RPI 51-100				Team's RPI: 85	RPI 101+			
RPI	S	Opponent	Score	RPI	S	Opponent	Score	RPI	S	Opponent	Score		RPI	S	Opponent	Score
16	H	Texas A&M	61 62	28	A	Old Dominion	59 66	56	H	Middle Tenn.	77 60		127	H	UAB	64 53
				30	N	Virginia Tech	45 54	70	A	Charlotte	51 62		128	A	Texas Southern	56 63
				31	H	Western Ky.	73 65	90	N	Georgia Tech	52 54		163	H	Northern Ariz.	71 57
				46	A	Oklahoma St.	38 69						192	A	Fla. Atlantic	78 69
													206	H	Southern Miss.	75 64
													208	H	Little Rock	66 40
													216	A	UTEP	69 61
													240	H	Marshall	81 43
													244	H	Louisiana Tech	60 47
													249	A	SMU	43 55
													253	A	North Texas	67 52
													274	H	Nicholls St.	71 47
													295	A	FIU	68 47
													297	H	Prairie View	77 55
													303	A	UTSA	74 62
													341	A	McNeese	81 50
LAST 10 Division I																
				70	A	Charlotte	51 62	303	A	UTSA	74 62					
				28	A	Old Dominion	59 66	216	A	UTEP	69 61					
				56	H	Middle Tenn.	77 60	206	H	Southern Miss.	75 64					
				127	H	UAB	64 53	244	H	Louisiana Tech	60 47					
				253	A	North Texas	67 52	295	A	FIU	68 47					

Non-Div I Games:

Rice

■ Loss,
 ■ Non-Conf, S Site,
 ■ Home
 ■ Away
 N Neutral

Average RPI Win: 178	WON-LOST	WINNING	LAST 10	STRENGTH OF	OPP. STRENGTH	TEAM	ADJ.	CONF.	ADJ CONF.
Average RPI Loss: 121	RECORD	PCT. RANK	GAMES	SCHEDULE	OF SCHEDULE	RPI	RPI	RPI	RPI
DIV. I ONLY	12- 13	189	5-5	44	196	110	110	12	12
DIV. I NON-CONF.	7- 7	164	0	24	295	71	71	12	12
TOTALS	RPI 1-25	RPI 26-50	W-L RECORDS	RPI 51-100	RPI 101-150	RPI 150+			
12- 13	0- 0	0- 2	OVERALL	1- 3	4- 4	7- 4			
7- 3	0- 0	0- 0	HOME	0- 1	3- 1	4- 1			
5- 7	0- 0	0- 1	AWAY	1- 2	1- 2	3- 2			
0- 3	0- 0	0- 1	NEUTRAL	0- 0	0- 1	0- 1			
7- 7	0- 0	0- 2	NON-CONFERENCE	1- 2	2- 1	4- 2			
3- 1	0- 0	0- 0	HOME	0- 0	1- 0	2- 1			
4- 3	0- 0	0- 1	AWAY	1- 2	1- 0	2- 0			
0- 3	0- 0	0- 1	NEUTRAL	0- 0	0- 1	0- 1			
5- 6	0- 0	0- 0	CONFERENCE	0- 1	2- 3	3- 2			
4- 2	0- 0	0- 0	HOME	0- 1	2- 1	2- 0			
1- 4	0- 0	0- 0	AWAY	0- 0	0- 2	1- 2			
0- 0	0- 0	0- 0	NEUTRAL	0- 0	0- 0	0- 0			

RPI S	Opponent	Score	RPI S	Opponent	Score	RPI S	Opponent	Score	RPI S	Opponent	Score	Team's RPI: 110
			28 A	Old Dominion	51 73	54 A	Drexel	52 58	111 H	Duquesne	67 64	
			38 N	Bradley	57 61	59 H	Dayton	51 65	118 A	VCU	50 53	
						70 A	Charlotte	59 78	118 H	VCU	42 57	
						80 A	Coastal Caro.	79 67	119 H	William & Mary	76 73	
									121 H	Davidson	69 57	
									142 N	Hampton	65 69	
									145 A	UNC Greensboro	70 62	
									147 A	Massachusetts	50 64	
									154 H	Norfolk St.	77 69	
									172 A	Rhode Island	70 76	
									180 A	La Salle	67 61	
									180 H	La Salle	63 61	
									183 N	Mt. St. Mary's	67 75	
									192 H	Fla. Atlantic	57 55	
									210 H	Furman	69 70	
									229 A	Saint Joseph's	56 67	
									242 A	Georgetown	51 49	
									289 H	St. Bonaventure	63 59	
									317 A	UMES	64 52	
LAST 10 Division I												
			111 H	Duquesne	67 64				121 H	Davidson	69 57	
			180 A	La Salle	67 61				180 H	La Salle	63 61	
			118 H	VCU	42 57				118 A	VCU	50 53	
			289 H	St. Bonaventure	63 59				59 H	Dayton	51 65	
			147 A	Massachusetts	50 64				172 A	Rhode Island	70 76	

Non-Div I Games:

Richmond

■ Loss,
 ■ Non-Conf,
 ■ S Site,
 ■ H Home
 ■ A Away
 N Neutral

Average RPI Win: 241	WON-LOST	WINNING	LAST 10	STRENGTH OF	OPP. STRENGTH	TEAM	ADJ.	CONF.	ADJ CONF.
Average RPI Loss: 130	RECORD	PCT. RANK	GAMES	SCHEDULE	OF SCHEDULE	RPI	RPI	RPI	RPI
DIV. I ONLY	19- 4	24	8-2	308	173	96	96	24	24
DIV. I NON-CONF.	7- 2	53	0	330	35	120	120	25	25
TOTALS	RPI 1-25	RPI 26-50	W-L RECORDS	RPI 51-100	RPI 101-150	RPI 150+			
19- 4	0- 1	0- 0	OVERALL	1- 1	0- 1	18- 1			
9- 1	0- 0	0- 0	HOME	0- 1	0- 0	9- 0			
9- 2	0- 1	0- 0	AWAY	1- 0	0- 0	8- 1			
1- 1	0- 0	0- 0	NEUTRAL	0- 0	0- 1	1- 0			
7- 2	0- 1	0- 0	NON-CONFERENCE	0- 0	0- 1	7- 0			
3- 0	0- 0	0- 0	HOME	0- 0	0- 0	3- 0			
3- 1	0- 1	0- 0	AWAY	0- 0	0- 0	3- 0			
1- 1	0- 0	0- 0	NEUTRAL	0- 0	0- 1	1- 0			
12- 2	0- 0	0- 0	CONFERENCE	1- 1	0- 0	11- 1			
6- 1	0- 0	0- 0	HOME	0- 1	0- 0	6- 0			
6- 1	0- 0	0- 0	AWAY	1- 0	0- 0	5- 1			
0- 0	0- 0	0- 0	NEUTRAL	0- 0	0- 0	0- 0			

RPI 1-25				RPI 26-50				RPI 51-100 Team's RPI: 96				RPI 101+			
RPI	S	Opponent	Score	RPI	S	Opponent	Score	RPI	S	Opponent	Score	RPI	S	Opponent	Score
18	A	Princeton	47 80					67	A	Marist	76 72	102	N	North Florida	70 80
								67	H	Marist	58 63	180	H	La Salle	70 43
												186	H	Quinnipiac	75 59
												211	A	Penn St.	78 70
												221	A	Manhattan	55 50
												221	H	Manhattan	76 53
												227	A	Iona	81 37
												236	H	Fairfield	60 52
												242	A	Georgetown	65 64
												260	H	Xavier	64 57
												268	N	Lipscomb	81 76
												269	A	Niagara	71 55
												269	H	Niagara	79 75
												271	A	Delaware St.	71 69
												278	A	Siena	69 38
												278	H	Siena	70 66
												279	H	Monmouth	48 25
												283	H	Wagner	77 63
												332	A	Saint Peter's	56 67
												338	A	Canisius	70 57
LAST 10 Division I															
221	A	Manhattan	55 50	221	H	Manhattan	76 53								
278	A	Siena	69 38	236	H	Fairfield	60 52								
67	H	Marist	58 63	269	A	Niagara	71 55								
332	A	Saint Peter's	56 67	338	A	Canisius	70 57								
279	H	Monmouth	48 25	278	H	Siena	70 66								

Non-Div I Games:

Rider

■ Loss,
 ■ Non-Conf,
 S Site,
 ■ Home
 ■ Away
 N Neutral

Average RPI Win:	275	WON-LOST	WINNING	LAST 10	STRENGTH OF	OPP. STRENGTH	TEAM	ADJ.	CONF.	ADJ CONF.
Average RPI Loss:	111	RECORD	PCT. RANK	GAMES	SCHEDULE	OF SCHEDULE	RPI	RPI	RPI	RPI
DIV. I ONLY	17- 6	45	10-0	307	276	132	132	30	30	
DIV. I NON-CONF.	4- 6	212	0	128	118	167	167	30	30	
TOTALS	RPI 1-25	RPI 26-50	W-L RECORDS	RPI 51-100	RPI 101-150	RPI 150+				
17- 6	0- 1	0- 1	OVERALL	0- 0	0- 2	17- 2				
9- 2	0- 0	0- 0	HOME	0- 0	0- 1	9- 1				
8- 4	0- 1	0- 1	AWAY	0- 0	0- 1	8- 1				
0- 0	0- 0	0- 0	NEUTRAL	0- 0	0- 0	0- 0				
4- 6	0- 1	0- 1	NON-CONFERENCE	0- 0	0- 2	4- 2				
2- 2	0- 0	0- 0	HOME	0- 0	0- 1	2- 1				
2- 4	0- 1	0- 1	AWAY	0- 0	0- 1	2- 1				
0- 0	0- 0	0- 0	NEUTRAL	0- 0	0- 0	0- 0				
13- 0	0- 0	0- 0	CONFERENCE	0- 0	0- 0	13- 0				
7- 0	0- 0	0- 0	HOME	0- 0	0- 0	7- 0				
6- 0	0- 0	0- 0	AWAY	0- 0	0- 0	6- 0				
0- 0	0- 0	0- 0	NEUTRAL	0- 0	0- 0	0- 0				

RPI 1-25				RPI 26-50				RPI 51-100				RPI 101+ Team's RPI: 132			
RPI	S	Opponent	Score	RPI	S	Opponent	Score	RPI	S	Opponent	Score	RPI	S	Opponent	Score
21	A	TCU	61 66	40	A	James Madison	32 59					104	A	Kent St.	81 82
												146	H	Columbia	59 61
												154	A	Norfolk St.	69 62
												172	A	Rhode Island	59 71
												180	A	La Salle	71 68
												181	H	Delaware	62 73
												197	A	Merrimack	68 62
												197	H	Merrimack	72 50
												232	H	Youngstown St.	58 43
												260	H	Xavier	71 57
												283	A	Wagner	77 35
												283	H	Wagner	51 47
												305	A	Sacred Heart	67 38
												305	H	Sacred Heart	73 43
												308	A	St. Francis Brooklyn	70 59
												308	H	St. Francis Brooklyn	69 44
												315	H	Bryant	69 39
												322	H	Fairleigh Dickinson	53 35
												339	A	LIU Brooklyn	70 59
												345	A	Central Conn. St.	86 56
												345	H	Central Conn. St.	80 42
LAST 10 Division I															
				322	H	Fairleigh Dickinson	53 35					308	A	St. Francis Brooklyn	70 59
				283	A	Wagner	77 35					339	A	LIU Brooklyn	70 59
				305	A	Sacred Heart	67 38					305	H	Sacred Heart	73 43
				315	H	Bryant	69 39					197	H	Merrimack	72 50
				345	H	Central Conn. St.	80 42					308	H	St. Francis Brooklyn	69 44

Non-Div I Games: Pitt.-Johnstown 63 30

Robert Morris

■ Loss,
 ■ Non-Conf,
 ■ S Site,
 ■ Home
 ■ A Away
 N Neutral

Average RPI Win:	168	WON-LOST	WINNING	LAST 10	STRENGTH OF	OPP. STRENGTH	TEAM	ADJ.	CONF.	ADJ CONF.
Average RPI Loss:	45	RECORD	PCT. RANK	GAMES	SCHEDULE	OF SCHEDULE	RPI	RPI	RPI	RPI
DIV. I ONLY	17- 7	55	5-5	112	37	51	51	2	2	
DIV. I NON-CONF.	10- 1	20	0	185	129	41	41	2	2	
TOTALS	RPI 1-25	RPI 26-50	W-L RECORDS	RPI 51-100	RPI 101-150	RPI 150+				
17- 7	0- 3	2- 1	OVERALL	2- 3	3- 0	10- 0				
10- 2	0- 1	1- 0	HOME	1- 1	1- 0	7- 0				
5- 5	0- 2	1- 1	AWAY	0- 2	1- 0	3- 0				
2- 0	0- 0	0- 0	NEUTRAL	1- 0	1- 0	0- 0				
10- 1	0- 1	1- 0	NON-CONFERENCE	1- 0	2- 0	6- 0				
7- 0	0- 0	1- 0	HOME	0- 0	1- 0	5- 0				
1- 1	0- 1	0- 0	AWAY	0- 0	0- 0	1- 0				
2- 0	0- 0	0- 0	NEUTRAL	1- 0	1- 0	0- 0				
7- 6	0- 2	1- 1	CONFERENCE	1- 3	1- 0	4- 0				
3- 2	0- 1	0- 0	HOME	1- 1	0- 0	2- 0				
4- 4	0- 1	1- 1	AWAY	0- 2	1- 0	2- 0				
0- 0	0- 0	0- 0	NEUTRAL	0- 0	0- 0	0- 0				

RPI 1-25				RPI 26-50				RPI 51-100				Team's RPI: 51	RPI 101+			
RPI	S	Opponent	Score	RPI	S	Opponent	Score	RPI	S	Opponent	Score		RPI	S	Opponent	Score
3	A	Maryland	50 79	32	A	Michigan	57 71	62	A	Minnesota	71 73		101	H	Harvard	74 46
14	H	Indiana	56 66	34	A	Purdue	59 53	82	H	Nebraska	69 65		106	N	Vanderbilt	62 56
22	A	LSU	58 64	50	H	Virginia	73 63	90	N	Georgia Tech	46 43		138	A	Wisconsin	64 61
								91	A	Michigan St.	53 57		165	A	Illinois	75 51
								91	H	Michigan St.	55 66		165	H	Illinois	72 41
													178	H	Towson	67 53
													211	A	Penn St.	62 57
													211	H	Penn St.	72 39
													239	A	South Alabama	77 56
													240	H	Marshall	66 41
													243	H	Southern U.	78 58
													269	H	Niagara	87 37
													340	H	Coppin St.	107 33
LAST 10 Division I																
				91	A	Michigan St.	53 57	32	A	Michigan	57 71					
				3	A	Maryland	50 79	91	H	Michigan St.	55 66					
				211	H	Penn St.	72 39	211	A	Penn St.	62 57					
				62	A	Minnesota	71 73	82	H	Nebraska	69 65					
				165	H	Illinois	72 41	165	A	Illinois	75 51					

Non-Div I Games:

Rutgers

■ Loss,
 ■ Non-Conf,
 ■ S Site,
 ■ H Home
 ■ A Away
 N Neutral

Average RPI Win:	240	WON-LOST	WINNING	LAST 10	STRENGTH OF	OPP. STRENGTH	TEAM	ADJ.	CONF.	ADJ CONF.
Average RPI Loss:	98	RECORD	PCT. RANK	GAMES	SCHEDULE	OF SCHEDULE	RPI	RPI	RPI	RPI
DIV. I ONLY	16- 4	30	9-1	251	259	89	89	23	23	
DIV. I NON-CONF.	4- 2	90	0	255	183	132	132	23	23	
TOTALS	RPI 1-25	RPI 26-50	W-L RECORDS	RPI 51-100	RPI 101-150	RPI 150+				
16- 4	0- 0	0- 2	OVERALL	2- 0	1- 0	13- 2				
9- 1	0- 0	0- 1	HOME	1- 0	1- 0	7- 0				
6- 3	0- 0	0- 1	AWAY	1- 0	0- 0	5- 2				
1- 0	0- 0	0- 0	NEUTRAL	0- 0	0- 0	1- 0				
4- 2	0- 0	0- 2	NON-CONFERENCE	0- 0	0- 0	4- 0				
1- 1	0- 0	0- 1	HOME	0- 0	0- 0	1- 0				
2- 1	0- 0	0- 1	AWAY	0- 0	0- 0	2- 0				
1- 0	0- 0	0- 0	NEUTRAL	0- 0	0- 0	1- 0				
12- 2	0- 0	0- 0	CONFERENCE	2- 0	1- 0	9- 2				
8- 0	0- 0	0- 0	HOME	1- 0	1- 0	6- 0				
4- 2	0- 0	0- 0	AWAY	1- 0	0- 0	3- 2				
0- 0	0- 0	0- 0	NEUTRAL	0- 0	0- 0	0- 0				

RPI	S	Opponent	Score	RPI	S	Opponent	Score	RPI	S	Opponent	Score	RPI	S	Opponent	Score
44	H	UCF	57 63	45	A	Oklahoma	62 75	98	A	A&M-Corpus Christi	66 44	124	H	Abilene Christian	69 59
								98	H	A&M-Corpus Christi	72 49	151	A	Sam Houston St.	55 63
												153	A	New Orleans	50 53
												153	H	New Orleans	59 47
												219	H	Central Ark.	102 41
												237	H	Southeastern La.	77 51
												246	A	Tulsa	67 63
												252	A	Nevada	80 65
												266	N	UC Santa Barbara	67 56
												267	A	Lamar University	54 53
												274	A	Nicholls St.	78 61
												286	H	Incarinate Word	67 45
												319	A	Houston Baptist	59 42
												328	H	Alcorn	67 62
												337	H	Northwestern St.	89 40
												341	H	McNeese	82 51
LAST 10 Division I															
98	H	A&M-Corpus Christi	72 49	267	A	Lamar University	54 53	337	H	Northwestern St.	89 40	286	H	Incarinate Word	67 45
153	H	New Orleans	59 47	337	H	Northwestern St.	89 40	286	H	Incarinate Word	67 45	219	H	Central Ark.	102 41
274	A	Nicholls St.	78 61	286	H	Incarinate Word	67 45	219	H	Central Ark.	102 41	98	A	A&M-Corpus Christi	66 44
151	A	Sam Houston St.	55 63	219	H	Central Ark.	102 41	98	A	A&M-Corpus Christi	66 44				
124	H	Abilene Christian	69 59												

Non-Div I Games: LSU-Shreveport 75 32 Our Lady of the Lak87 75 Cent. Christian (KS104 46

SFA

Loss, Non-Conf, S Site, H Home A Away N Neutral

SIUE										
Average RPI Win:	330	WON-LOST	WINNING	LAST 10	STRENGTH OF	OPP. STRENGTH	TEAM	ADJ.	CONF.	ADJ CONF.
Average RPI Loss:	172	RECORD	PCT. RANK	GAMES	SCHEDULE	OF SCHEDULE	RPI	RPI	RPI	RPI
DIV. I ONLY	3- 21	333	0-10	258	224	333	333	20	20	
DIV. I NON-CONF.	2- 8	295	0	281	113	327	327	24	24	

TOTALS	RPI 1-25	RPI 26-50	W-L RECORDS	RPI 51-100	RPI 101-150	RPI 150+				
3- 21	0- 0	0- 0	OVERALL	0- 6	0- 4	3- 11				
2- 9	0- 0	0- 0	HOME	0- 3	0- 2	2- 4				
1- 11	0- 0	0- 0	AWAY	0- 3	0- 2	1- 6				
0- 1	0- 0	0- 0	NEUTRAL	0- 0	0- 0	0- 1				
2- 8	0- 0	0- 0	NON-CONFERENCE	0- 4	0- 2	2- 2				
2- 3	0- 0	0- 0	HOME	0- 2	0- 1	2- 0				
0- 4	0- 0	0- 0	AWAY	0- 2	0- 1	0- 1				
0- 1	0- 0	0- 0	NEUTRAL	0- 0	0- 0	0- 1				
1- 13	0- 0	0- 0	CONFERENCE	0- 2	0- 2	1- 9				
0- 6	0- 0	0- 0	HOME	0- 1	0- 1	0- 4				
1- 7	0- 0	0- 0	AWAY	0- 1	0- 1	1- 5				
0- 0	0- 0	0- 0	NEUTRAL	0- 0	0- 0	0- 0				

RPI 1-25				RPI 26-50				RPI 51-100				RPI 101+				Team's RPI: 333	
RPI	S	Opponent	Score	RPI	S	Opponent	Score	RPI	S	Opponent	Score	RPI	S	Opponent	Score		
								61	A	Belmont	48	69	125	A	Southeast Mo. St.	57	80
								65	H	UT Martin	39	79	125	H	Southeast Mo. St.	56	66
								71	A	Illinois St.	53	74	130	A	Missouri	51	68
								81	H	Southern Ill.	67	103	135	H	Loyola Chicago	50	63
								82	A	Nebraska	49	63	156	N	North Ala.	67	85
								95	H	Saint Louis	35	68	175	A	Austin Peay	61	74
													198	H	Tennessee Tech	50	65
													226	A	Eastern Ill.	71	77
													238	A	Murray St.	60	74
													263	A	Eastern Ky.	46	49
													263	H	Eastern Ky.	38	68
													273	A	Morehead St.	69	75
													273	H	Morehead St.	55	63
													276	H	Jacksonville St.	44	53
													309	A	Georgia St.	73	74
													324	H	Evansville	85	74
													329	H	Purdue Fort Wayne	57	53
													336	A	Tennessee St.	76	63

LAST 10 Division I																	
				125	A	Southeast Mo. St.	57	80		175	A	Austin Peay	61	74			
				226	A	Eastern Ill.	71	77		65	H	UT Martin	39	79			
				263	H	Eastern Ky.	38	68		125	H	Southeast Mo. St.	56	66			
				273	H	Morehead St.	55	63		276	H	Jacksonville St.	44	53			
				238	A	Murray St.	60	74		198	H	Tennessee Tech	50	65			

Non-Div I Games: Quincy

65 70

SIUE

■ Loss,
 ■ Non-Conf,
 ■ S Site,
 ■ H Home
 ■ A Away
 N Neutral

SMU				STRENGTH OF SCHEDULE	OPP. STRENGTH OF SCHEDULE	TEAM RPI	ADJ. RPI	CONF. RPI	ADJ CONF. RPI
Average RPI Win:	237	WON-LOST RECORD	WINNING PCT. RANK						
Average RPI Loss:	130		LAST 10 GAMES						
DIV. I ONLY	10- 14	231	3-7	207	117	249	249	9	9
DIV. I NON-CONF.	6- 6	164	0	207	262	248	248	9	9

TOTALS	RPI 1-25	RPI 26-50	W-L RECORDS	RPI 51-100	RPI 101-150	RPI 150+			
10- 14	0- 2	0- 1	OVERALL	1- 2	0- 3	9- 6			
8- 7	0- 2	0- 0	HOME	1- 1	0- 1	7- 3			
1- 7	0- 0	0- 1	AWAY	0- 1	0- 2	1- 3			
1- 0	0- 0	0- 0	NEUTRAL	0- 0	0- 0	1- 0			
6- 6	0- 1	0- 0	NON-CONFERENCE	1- 0	0- 2	5- 3			
5- 4	0- 1	0- 0	HOME	1- 0	0- 0	4- 3			
0- 2	0- 0	0- 0	AWAY	0- 0	0- 2	0- 0			
1- 0	0- 0	0- 0	NEUTRAL	0- 0	0- 0	1- 0			
4- 8	0- 1	0- 1	CONFERENCE	0- 2	0- 1	4- 3			
3- 3	0- 1	0- 0	HOME	0- 1	0- 1	3- 0			
1- 5	0- 0	0- 1	AWAY	0- 1	0- 0	1- 3			
0- 0	0- 0	0- 0	NEUTRAL	0- 0	0- 0	0- 0			

RPI 1-25				RPI 26-50				RPI 51-100				RPI 101+ Team's RPI: 249			
RPI	S	Opponent	Score	RPI	S	Opponent	Score	RPI	S	Opponent	Score	RPI	S	Opponent	Score
7	H	UConn	42 80	44	A	UCF	57 67	79	A	Temple	62 85	108	A	UT Arlington	46 51
21	H	TCU	56 57					84	H	Cincinnati	58 73	117	A	Pacific	49 77
								85	H	Rice	55 43	149	H	Tulane	66 67
												158	H	Wichita St.	64 44
												167	H	Wright St.	61 69
												169	A	Houston	53 55
												177	A	Memphis	52 57
												215	H	North Dakota	66 51
												216	H	UTEP	60 56
												222	H	Northern Colo.	52 61
												231	H	George Mason	58 59
												246	A	Tulsa	58 65
												246	H	Tulsa	57 38
												254	A	East Carolina	55 47
												254	H	East Carolina	53 45
												296	N	CSUN	68 58
												302	H	UC Irvine	59 56
												341	H	McNeese	81 60

LAST 10 Division I															
246	A	Tulsa	58 65	158	H	Wichita St.	64 44								
254	H	East Carolina	53 45	246	H	Tulsa	57 38								
84	H	Cincinnati	58 73	177	A	Memphis	52 57								
169	A	Houston	53 55	149	H	Tulane	66 67								
44	A	UCF	57 67	79	A	Temple	62 85								

Non-Div I Games:

SMU

■ Loss,
 ■ Non-Conf,
 ■ S Site,
 ■ Home
 ■ Away
 N Neutral

Sacramento St.

Through Games Of Feb. 15, 2020

Average RPI Win:	256	WON-LOST	WINNING	LAST 10	STRENGTH OF	OPP. STRENGTH	TEAM	ADJ.	CONF.	ADJ CONF.
Average RPI Loss:	186	RECORD	PCT. RANK	GAMES	SCHEDULE	OF SCHEDULE	RPI	RPI	RPI	RPI
DIV. I ONLY	6- 16	300	5-5	272	247	298	298	18	18	
DIV. I NON-CONF.	0- 7	338	0	267	261	344	344	17	17	
TOTALS	RPI 1-25	RPI 26-50	W-L RECORDS	RPI 51-100	RPI 101-150	RPI 150+				
6- 16	0- 1	0- 0	OVERALL	0- 1	0- 1	6- 13				
2- 6	0- 1	0- 0	HOME	0- 1	0- 0	2- 4				
4- 10	0- 0	0- 0	AWAY	0- 0	0- 1	4- 9				
0- 0	0- 0	0- 0	NEUTRAL	0- 0	0- 0	0- 0				
0- 7	0- 1	0- 0	NON-CONFERENCE	0- 0	0- 0	0- 6				
0- 1	0- 1	0- 0	HOME	0- 0	0- 0	0- 0				
0- 6	0- 0	0- 0	AWAY	0- 0	0- 0	0- 6				
0- 0	0- 0	0- 0	NEUTRAL	0- 0	0- 0	0- 0				
6- 9	0- 0	0- 0	CONFERENCE	0- 1	0- 1	6- 7				
2- 5	0- 0	0- 0	HOME	0- 1	0- 0	2- 4				
4- 4	0- 0	0- 0	AWAY	0- 0	0- 1	4- 3				
0- 0	0- 0	0- 0	NEUTRAL	0- 0	0- 0	0- 0				

RPI 1-25				RPI 26-50				RPI 51-100				RPI 101+ Team's RPI: 298			
RPI	S	Opponent	Score	RPI	S	Opponent	Score	RPI	S	Opponent	Score	RPI	S	Opponent	Score
25	H	Ohio St.	74 104					86	H	Montana St.	48 85	122	A	Idaho	44 70
												160	A	UC Davis	75 77
												163	A	Northern Ariz.	107 114
												163	H	Northern Ariz.	65 85
												166	A	San Jose St.	67 73
												171	H	Montana	60 64
												182	A	Idaho St.	62 80
												182	H	Idaho St.	51 75
												184	A	Southern Utah	71 62
												184	H	Southern Utah	87 82
												220	A	Portland St.	73 70
												222	A	Northern Colo.	73 90
												222	H	Northern Colo.	63 73
												235	A	San Francisco	82 87
												252	A	Nevada	72 83
												306	A	Eastern Wash.	74 67
												307	A	Seattle U	84 88
												312	A	Cal Poly	43 62
												320	A	Weber St.	91 67
												320	H	Weber St.	58 52
LAST 10 Division I															
222	A	Northern Colo.	73 90	306	A	Eastern Wash.	74 67								
184	A	Southern Utah	71 62	163	H	Northern Ariz.	65 85								
182	H	Idaho St.	51 75	220	A	Portland St.	73 70								
320	H	Weber St.	58 52	184	H	Southern Utah	87 82								
122	A	Idaho	44 70	222	H	Northern Colo.	63 73								

Non-Div I Games: Cal Maritime 86 55 Pacific Union 94 35

Sacramento St.

Loss, Non-Conf, S Site, H Home A Away N Neutral

Sacred Heart

Through Games Of Feb. 15, 2020

Average RPI Win:	306	WON-LOST	WINNING	LAST 10	STRENGTH OF	OPP. STRENGTH	TEAM	ADJ.	CONF.	ADJ CONF.
Average RPI Loss:	179	RECORD	PCT. RANK	GAMES	SCHEDULE	OF SCHEDULE	RPI	RPI	RPI	RPI
DIV. I ONLY	7- 15	277	3-7	292	300	305	305	30	30	
DIV. I NON-CONF.	2- 8	295	0	238	147	304	304	30	30	
TOTALS	RPI 1-25	RPI 26-50	W-L RECORDS	RPI 51-100	RPI 101-150	RPI 150+				
7- 15	0- 0	0- 0	OVERALL	0- 4	0- 3	7- 8				
4- 4	0- 0	0- 0	HOME	0- 0	0- 2	4- 2				
2- 10	0- 0	0- 0	AWAY	0- 3	0- 1	2- 6				
1- 1	0- 0	0- 0	NEUTRAL	0- 1	0- 0	1- 0				
2- 8	0- 0	0- 0	NON-CONFERENCE	0- 4	0- 1	2- 3				
1- 1	0- 0	0- 0	HOME	0- 0	0- 1	1- 0				
0- 6	0- 0	0- 0	AWAY	0- 3	0- 0	0- 3				
1- 1	0- 0	0- 0	NEUTRAL	0- 1	0- 0	1- 0				
5- 7	0- 0	0- 0	CONFERENCE	0- 0	0- 2	5- 5				
3- 3	0- 0	0- 0	HOME	0- 0	0- 1	3- 2				
2- 4	0- 0	0- 0	AWAY	0- 0	0- 1	2- 3				
0- 0	0- 0	0- 0	NEUTRAL	0- 0	0- 0	0- 0				

RPI 1-25			RPI 26-50			RPI 51-100			RPI 101+			Team's RPI: 305
RPI	S	Opponent	Score	RPI	S	Opponent	Score	RPI	S	Opponent	Score	
						55 A Yale	40 87	113 H Holy Cross		52 65		
						66 A Stony Brook	50 54	132 A Robert Morris		43 73		
						68 A Seton Hall	69 95	132 H Robert Morris		38 67		
						82 N Nebraska	49 72	183 H Mt. St. Mary's		58 67		
								197 H Merrimack		63 60		
								211 A Penn St.		65 88		
								229 A Saint Joseph's		44 71		
								250 A Saint Francis (PA)		58 60		
								250 H Saint Francis (PA)		39 48		
								278 A Siena		57 68		
								283 A Wagner		79 65		
								308 A St. Francis Brooklyn		70 71		
								321 H Hofstra		71 44		
								322 A Fairleigh Dickinson		60 65		
								322 H Fairleigh Dickinson		68 53		
								330 N Detroit Mercy		66 60		
								345 A Central Conn. St.		54 52		
								345 H Central Conn. St.		66 58		
LAST 10 Division I												
250 H		Saint Francis (PA)	39 48	322 H		Fairleigh Dickinson	68 53					
132 H		Robert Morris	38 67	132 A		Robert Morris	43 73					
183 H		Mt. St. Mary's	58 67	250 A		Saint Francis (PA)	58 60					
308 A		St. Francis Brooklyn	70 71	322 A		Fairleigh Dickinson	60 65					
345 A		Central Conn. St.	54 52	345 H		Central Conn. St.	66 58					

Non-Div I Games: Bridgeport 77 63

Sacred Heart

Loss, Non-Conf, S Site, H Home A Away N Neutral

Saint Francis (PA)

Through Games Of Feb. 15, 2020

Average RPI Win:	304	WON-LOST	WINNING	LAST 10	STRENGTH OF	OPP. STRENGTH	TEAM	ADJ.	CONF.	ADJ CONF.
Average RPI Loss:	164	RECORD	PCT. RANK	GAMES	SCHEDULE	OF SCHEDULE	RPI	RPI	RPI	RPI
DIV. I ONLY	11- 14	210	6-4	293	291	250	250	30	30	
DIV. I NON-CONF.	2- 9	304	0	64	146	218	218	30	30	
TOTALS	RPI 1-25	RPI 26-50	W-L RECORDS	RPI 51-100	RPI 101-150	RPI 150+				
11- 14	0- 0	0- 2	OVERALL	0- 3	0- 2	11- 7				
5- 4	0- 0	0- 0	HOME	0- 1	0- 1	5- 2				
5- 9	0- 0	0- 1	AWAY	0- 2	0- 1	5- 5				
1- 1	0- 0	0- 1	NEUTRAL	0- 0	0- 0	1- 0				
2- 9	0- 0	0- 2	NON-CONFERENCE	0- 3	0- 2	2- 2				
0- 3	0- 0	0- 0	HOME	0- 1	0- 1	0- 1				
1- 5	0- 0	0- 1	AWAY	0- 2	0- 1	1- 1				
1- 1	0- 0	0- 1	NEUTRAL	0- 0	0- 0	1- 0				
9- 5	0- 0	0- 0	CONFERENCE	0- 0	0- 0	9- 5				
5- 1	0- 0	0- 0	HOME	0- 0	0- 0	5- 1				
4- 4	0- 0	0- 0	AWAY	0- 0	0- 0	4- 4				
0- 0	0- 0	0- 0	NEUTRAL	0- 0	0- 0	0- 0				

RPI S	Opponent	Score	RPI S	Opponent	Score	RPI S	Opponent	Score	RPI S	Opponent	Score	Team's RPI: 250
29 N	FGCU	64 97	53 A	West Virginia	45 74	105 H	Liberty	52 71				
30 A	Virginia Tech	41 105	63 A	South Fla.	23 62	111 A	Duquesne	69 72				
			77 H	Bucknell	46 70	183 A	Mt. St. Mary's	44 68				
						197 H	Merrimack	56 71				
						224 N	Stetson	78 73				
						232 H	Youngstown St.	46 56				
						273 A	Morehead St.	54 65				
						283 A	Wagner	50 55				
						283 H	Wagner	51 50				
						293 A	Vermont	73 69				
						305 A	Sacred Heart	48 39				
						305 H	Sacred Heart	60 58				
						308 A	St. Francis Brooklyn	67 59				
						308 H	St. Francis Brooklyn	82 72				
						315 A	Bryant	63 60				
						315 H	Bryant	64 58				
						322 A	Fairleigh Dickinson	47 56				
						339 A	LIU Brooklyn	53 71				
						345 A	Central Conn. St.	64 52				
						345 H	Central Conn. St.	72 68				
LAST 10 Division I												
183 A	Mt. St. Mary's	44 68	339 A	LIU Brooklyn	53 71							
305 A	Sacred Heart	48 39	308 A	St. Francis Brooklyn	67 59							
283 A	Wagner	50 55	197 H	Merrimack	56 71							
345 H	Central Conn. St.	72 68	305 H	Sacred Heart	60 58							
315 H	Bryant	64 58	283 H	Wagner	51 50							

Non-Div I Games:

Saint Francis (PA)

■ Loss,
 ■ Non-Conf,
 ■ S Site,
 ■ H Home
 ■ A Away
 N Neutral

Average RPI Win:	191	WON-LOST	WINNING	LAST 10	STRENGTH OF	OPP. STRENGTH	TEAM	ADJ.	CONF.	ADJ CONF.
Average RPI Loss:	121	RECORD	PCT. RANK	GAMES	SCHEDULE	OF SCHEDULE	RPI	RPI	RPI	RPI
DIV. I ONLY	8- 16	263	1-9	104	121	229	229	12	12	
DIV. I NON-CONF.	6- 6	164	0	112	128	157	157	12	12	
TOTALS	RPI 1-25	RPI 26-50	W-L RECORDS	RPI 51-100	RPI 101-150	RPI 150+				
8- 16	0- 0	0- 0	OVERALL	1- 6	3- 5	4- 5				
5- 7	0- 0	0- 0	HOME	1- 3	1- 1	3- 3				
2- 7	0- 0	0- 0	AWAY	0- 2	1- 4	1- 1				
1- 2	0- 0	0- 0	NEUTRAL	0- 1	1- 0	0- 1				
6- 6	0- 0	0- 0	NON-CONFERENCE	1- 4	2- 1	3- 1				
4- 2	0- 0	0- 0	HOME	1- 2	0- 0	3- 0				
1- 2	0- 0	0- 0	AWAY	0- 1	1- 1	0- 0				
1- 2	0- 0	0- 0	NEUTRAL	0- 1	1- 0	0- 1				
2- 10	0- 0	0- 0	CONFERENCE	0- 2	1- 4	1- 4				
1- 5	0- 0	0- 0	HOME	0- 1	1- 1	0- 3				
1- 5	0- 0	0- 0	AWAY	0- 1	0- 3	1- 1				
0- 0	0- 0	0- 0	NEUTRAL	0- 0	0- 0	0- 0				

RPI 1-25				RPI 26-50				RPI 51-100				RPI 101+				Team's RPI: 229	
RPI	S	Opponent	Score	RPI	S	Opponent	Score	RPI	S	Opponent	Score	RPI	S	Opponent	Score		
								54	H	Drexel	52 62	101	N	Harvard	63 39		
								59	H	Dayton	44 59	110	H	Richmond	67 56		
								64	H	Penn	45 55	111	A	Duquesne	42 53		
								68	N	Seton Hall	39 55	111	H	Duquesne	51 58		
								79	H	Temple	67 63	118	A	VCU	40 47		
								94	A	Villanova	44 60	120	A	Auburn	62 66		
								95	A	Saint Louis	48 63	146	A	Columbia	71 57		
												147	A	Massachusetts	43 61		
												155	H	George Washington	50 56		
												172	H	Rhode Island	47 49		
												180	A	La Salle	59 67		
												180	H	La Salle	53 59		
												205	H	American	72 51		
												210	N	Furman	48 63		
												289	A	St. Bonaventure	61 60		
												291	H	Navy	49 40		
												305	H	Sacred Heart	71 44		
LAST 10 Division I																	
				180	H	La Salle	53 59	180	A	La Salle	59 67						
				111	A	Duquesne	42 53	289	A	St. Bonaventure	61 60						
				95	A	Saint Louis	48 63	111	H	Duquesne	51 58						
				59	H	Dayton	44 59	172	H	Rhode Island	47 49						
				155	H	George Washington	50 56	147	A	Massachusetts	43 61						

Non-Div I Games:

Saint Joseph's

Loss, Non-Conf, S Site, H Home A Away N Neutral

Average RPI Win:	175	WON-LOST	WINNING	LAST 10	STRENGTH OF	OPP. STRENGTH	TEAM	ADJ.	CONF.	ADJ CONF.
Average RPI Loss:	101	RECORD	PCT. RANK	GAMES	SCHEDULE	OF SCHEDULE	RPI	RPI	RPI	RPI
DIV. I ONLY	14- 10	119	6-4	102	101	95	95	12	12	
DIV. I NON-CONF.	8- 5	117	0	79	60	68	68	12	12	
TOTALS	RPI 1-25	RPI 26-50	W-L RECORDS	RPI 51-100	RPI 101-150	RPI 150+				
14- 10	0- 1	0- 0	OVERALL	3- 3	3- 5	8- 1				
7- 4	0- 1	0- 0	HOME	2- 0	3- 3	2- 0				
7- 6	0- 0	0- 0	AWAY	1- 3	0- 2	6- 1				
0- 0	0- 0	0- 0	NEUTRAL	0- 0	0- 0	0- 0				
8- 5	0- 1	0- 0	NON-CONFERENCE	3- 1	2- 3	3- 0				
4- 2	0- 1	0- 0	HOME	2- 0	2- 1	0- 0				
4- 3	0- 0	0- 0	AWAY	1- 1	0- 2	3- 0				
0- 0	0- 0	0- 0	NEUTRAL	0- 0	0- 0	0- 0				
6- 5	0- 0	0- 0	CONFERENCE	0- 2	1- 2	5- 1				
3- 2	0- 0	0- 0	HOME	0- 0	1- 2	2- 0				
3- 3	0- 0	0- 0	AWAY	0- 2	0- 0	3- 1				
0- 0	0- 0	0- 0	NEUTRAL	0- 0	0- 0	0- 0				

RPI 1-25				RPI 26-50				RPI 51-100 Team's RPI: 95				RPI 101+			
RPI	S	Opponent	Score	RPI	S	Opponent	Score	RPI	S	Opponent	Score	RPI	S	Opponent	Score
18	H	Princeton	50 66					59	A	Dayton	47 48	103	H	Colgate	61 51
								65	H	UT Martin	56 50	106	A	Vanderbilt	50 62
								71	H	Illinois St.	61 56	111	H	Duquesne	53 50
								81	A	Southern Ill.	53 61	115	H	Kansas	60 68
								84	A	Cincinnati	60 50	118	H	VCU	52 65
								93	A	Fordham	54 66	121	H	Davidson	58 65
												125	H	Southeast Mo. St.	76 61
												130	A	Missouri	58 83
												155	A	George Washington	59 45
												172	A	Rhode Island	63 72
												180	A	La Salle	77 61
												190	A	Northern Ky.	67 42
												229	H	Saint Joseph's	63 48
												231	A	George Mason	64 51
												277	A	Indiana St.	55 53
												289	H	St. Bonaventure	72 51
												333	A	SIUE	68 35
LAST 10 Division I															
172	A	Rhode Island	63 72	93	A	Fordham	54 66								
231	A	George Mason	64 51	59	A	Dayton	47 48								
229	H	Saint Joseph's	63 48	289	H	St. Bonaventure	72 51								
155	A	George Washington	59 45	118	H	VCU	52 65								
111	H	Duquesne	53 50	180	A	La Salle	77 61								

Non-Div I Games:

Saint Louis

Average RPI Win:	207	WON-LOST	WINNING	LAST 10	STRENGTH OF	OPP. STRENGTH	TEAM	ADJ.	CONF.	ADJ CONF.
Average RPI Loss:	108	RECORD	PCT. RANK	GAMES	SCHEDULE	OF SCHEDULE	RPI	RPI	RPI	RPI
DIV. I ONLY	11- 15	229	2-8	81	116	157	157	11	11	
DIV. I NON-CONF.	5- 6	187	0	88	151	165	165	11	11	
TOTALS	RPI 1-25	RPI 26-50	W-L RECORDS	RPI 51-100	RPI 101-150	RPI 150+				
11- 15	1- 2	1- 2	OVERALL	0- 2	0- 6	9- 3				
7- 6	1- 1	1- 1	HOME	0- 1	0- 3	5- 0				
3- 9	0- 1	0- 1	AWAY	0- 1	0- 3	3- 3				
1- 0	0- 0	0- 0	NEUTRAL	0- 0	0- 0	1- 0				
5- 6	0- 1	1- 2	NON-CONFERENCE	0- 0	0- 1	4- 2				
4- 2	0- 1	1- 1	HOME	0- 0	0- 0	3- 0				
0- 4	0- 0	0- 1	AWAY	0- 0	0- 1	0- 2				
1- 0	0- 0	0- 0	NEUTRAL	0- 0	0- 0	1- 0				
6- 9	1- 1	0- 0	CONFERENCE	0- 2	0- 5	5- 1				
3- 4	1- 0	0- 0	HOME	0- 1	0- 3	2- 0				
3- 5	0- 1	0- 0	AWAY	0- 1	0- 2	3- 1				
0- 0	0- 0	0- 0	NEUTRAL	0- 0	0- 0	0- 0				

RPI 1-25				RPI 26-50				RPI 51-100				RPI 101+ Team's RPI: 157			
RPI	S	Opponent	Score	RPI	S	Opponent	Score	RPI	S	Opponent	Score	RPI	S	Opponent	Score
13	A	Gonzaga	49 74	31	H	Western Ky.	80 73	69	A	BYU	39 60	108	A	San Diego	59 73
13	H	Gonzaga	70 60	37	H	Marquette	63 77	69	H	BYU	55 65	108	H	San Diego	54 72
16	H	NC State	70 87	44	A	UCF	58 67					115	A	Kansas	81 86
												117	H	Pacific	66 68
												143	A	Portland	65 78
												143	H	Portland	53 72
												160	H	UC Davis	83 74
												188	A	Pepperdine	64 73
												188	H	Pepperdine	85 78
												194	A	Wyoming	67 69
												204	A	Santa Clara	95 87
												235	A	San Francisco	86 79
												252	A	Nevada	72 78
												266	H	UC Santa Barbara	64 43
												289	N	St. Bonaventure	72 57
												292	A	LMU (CA)	70 61
												292	H	LMU (CA)	86 70
												312	H	Cal Poly	84 67
LAST 10 Division I															
108	A	San Diego	59 73	292	A	LMU (CA)	70 61								
69	A	BYU	39 60	117	H	Pacific	66 68								
13	H	Gonzaga	70 60	69	H	BYU	55 65								
143	H	Portland	53 72	108	H	San Diego	54 72								
188	A	Pepperdine	64 73	143	A	Portland	65 78								

Non-Div I Games:

Saint Mary's (CA)

■ Loss,
 ■ Non-Conf,
 ■ S Site,
 ■ H Home
 ■ A Away
 N Neutral

Saint Peter's

Through Games Of Feb. 15, 2020

Average RPI Win:	283	WON-LOST	WINNING	LAST 10	STRENGTH OF	OPP. STRENGTH	TEAM	ADJ.	CONF.	ADJ CONF.
Average RPI Loss:	240	RECORD	PCT. RANK	GAMES	SCHEDULE	OF SCHEDULE	RPI	RPI	RPI	RPI
DIV. I ONLY	7- 16	285	3-7	348	320	332	332	24	24	
DIV. I NON-CONF.	3- 6	235	0	344	347	328	328	25	25	
TOTALS	RPI 1-25	RPI 26-50	W-L RECORDS	RPI 51-100	RPI 101-150	RPI 150+				
7- 16	0- 0	0- 0	OVERALL	1- 1	0- 1	6- 14				
4- 6	0- 0	0- 0	HOME	1- 0	0- 1	3- 5				
3- 10	0- 0	0- 0	AWAY	0- 1	0- 0	3- 9				
0- 0	0- 0	0- 0	NEUTRAL	0- 0	0- 0	0- 0				
3- 6	0- 0	0- 0	NON-CONFERENCE	0- 0	0- 1	3- 5				
1- 2	0- 0	0- 0	HOME	0- 0	0- 1	1- 1				
2- 4	0- 0	0- 0	AWAY	0- 0	0- 0	2- 4				
0- 0	0- 0	0- 0	NEUTRAL	0- 0	0- 0	0- 0				
4- 10	0- 0	0- 0	CONFERENCE	1- 1	0- 0	3- 9				
3- 4	0- 0	0- 0	HOME	1- 0	0- 0	2- 4				
1- 6	0- 0	0- 0	AWAY	0- 1	0- 0	1- 5				
0- 0	0- 0	0- 0	NEUTRAL	0- 0	0- 0	0- 0				

RPI 1-25				RPI 26-50				RPI 51-100				RPI 101+				Team's RPI: 332			
RPI	S	Opponent	Score	RPI	S	Opponent	Score	RPI	S	Opponent	Score	RPI	S	Opponent	Score				
								67	A	Marist	76	96	129	H	Lehigh	71	80		
								96	H	Rider	67	56	186	H	Quinnipiac	64	91		
													221	A	Manhattan	64	68		
													221	H	Manhattan	52	85		
													227	A	Iona	59	69		
													236	A	Fairfield	48	67		
													251	H	Morgan St.	78	77		
													257	A	Howard	80	92		
													269	A	Niagara	89	97		
													269	H	Niagara	64	68		
													271	A	Delaware St.	66	89		
													278	H	Siena	87	83		
													279	A	Monmouth	57	59		
													279	H	Monmouth	67	81		
													283	A	Wagner	89	90		
													322	H	Fairleigh Dickinson	71	77		
													327	A	NJIT	73	76		
													338	A	Canisius	86	68		
													338	H	Canisius	67	58		
													339	A	LIU Brooklyn	89	74		
													340	A	Coppin St.	82	57		
LAST 10 Division I																			
338	H	Canisius	67	58	186	H	Quinnipiac	64	91	338	A	Canisius	86	68	269	A	Niagara	89	97
269	H	Niagara	64	68	269	A	Niagara	89	97	227	A	Iona	59	69	96	H	Rider	67	56
279	A	Monmouth	57	59	221	A	Manhattan	64	68	279	H	Monmouth	67	81					

Non-Div I Games:

Saint Peter's

■ Loss,
 ■ Non-Conf,
 ■ S Site,
 ■ H Home
 ■ A Away
 N Neutral

Average RPI Win:	248	WON-LOST	WINNING	LAST 10	STRENGTH OF	OPP. STRENGTH	TEAM	ADJ.	CONF.	ADJ CONF.
Average RPI Loss:	171	RECORD	PCT. RANK	GAMES	SCHEDULE	OF SCHEDULE	RPI	RPI	RPI	RPI
DIV. I ONLY	14- 7	69	7-3	315	233	151	151	23	23	
DIV. I NON-CONF.	2- 4	235	0	306	108	255	255	23	23	
TOTALS	RPI 1-25	RPI 26-50	W-L RECORDS	RPI 51-100	RPI 101-150	RPI 150+				
14- 7	0- 0	0- 1	OVERALL	1- 1	0- 2	13- 3				
7- 2	0- 0	0- 0	HOME	1- 0	0- 1	6- 1				
7- 5	0- 0	0- 1	AWAY	0- 1	0- 1	7- 2				
0- 0	0- 0	0- 0	NEUTRAL	0- 0	0- 0	0- 0				
2- 4	0- 0	0- 1	NON-CONFERENCE	0- 0	0- 1	2- 2				
1- 0	0- 0	0- 0	HOME	0- 0	0- 0	1- 0				
1- 4	0- 0	0- 1	AWAY	0- 0	0- 1	1- 2				
0- 0	0- 0	0- 0	NEUTRAL	0- 0	0- 0	0- 0				
12- 3	0- 0	0- 0	CONFERENCE	1- 1	0- 1	11- 1				
6- 2	0- 0	0- 0	HOME	1- 0	0- 1	5- 1				
6- 1	0- 0	0- 0	AWAY	0- 1	0- 0	6- 0				
0- 0	0- 0	0- 0	NEUTRAL	0- 0	0- 0	0- 0				

RPI 1-25			RPI 26-50			RPI 51-100			RPI 101+ Team's RPI: 151		
RPI	S	Opponent	Score	RPI	S	Opponent	Score	RPI	S	Opponent	Score
45	A	Oklahoma	71 95	89	H	SFA	63 55	124	H	Abilene Christian	73 81
				98	A	A&M-Corpus Christi	54 57	150	A	Texas Tech	57 99
								153	A	New Orleans	78 46
								202	H	Louisiana	77 73
								213	A	Oral Roberts	41 64
								219	A	Central Ark.	72 54
								219	H	Central Ark.	73 58
								237	A	Southeastern La.	84 69
								237	H	Southeastern La.	81 75
								267	H	Lamar University	68 47
								274	A	Nicholls St.	80 77
								274	H	Nicholls St.	87 71
								282	A	Ole Miss	69 75
								286	H	Incarnate Word	74 77
								303	A	UTSA	81 77
								319	A	Houston Baptist	97 69
								337	A	Northwestern St.	79 69
								341	H	McNeese	92 59
LAST 10 Division I											
219	H	Central Ark.	73 58	98	A	A&M-Corpus Christi	54 57				
237	H	Southeastern La.	81 75	124	H	Abilene Christian	73 81				
274	A	Nicholls St.	80 77	319	A	Houston Baptist	97 69				
286	H	Incarnate Word	74 77	267	H	Lamar University	68 47				
89	H	SFA	63 55	219	A	Central Ark.	72 54				

Non-Div I Games: Jarvis Christian 114 46 Howard Payne 91 49 Wiley 102 52

Sam Houston St.

Loss, Non-Conf, S Site, H Home A Away N Neutral

RPI 1-25					RPI 26-50					RPI 51-100					RPI 101+ Team's RPI: 164				
RPI	S	Opponent	Score		RPI	S	Opponent	Score		RPI	S	Opponent	Score		RPI	S	Opponent	Score	
24	A	Florida St.	59	88	26	A	Kentucky	49	79	65	A	UT Martin	75	80	127	A	UAB	69	76
					31	H	Western Ky.	84	88	93	A	Fordham	37	68	137	A	Florida	48	84
					49	H	Troy	65	74						145	A	UNC Greensboro	56	42
															156	A	North Ala.	79	63
															196	H	Chattanooga	60	46
															198	H	Tennessee Tech	57	72
															210	A	Furman	69	77
															210	H	Furman	59	72
															217	A	Kennesaw St.	55	60
															238	A	Murray St.	84	56
															280	A	Wofford	74	58
															280	H	Wofford	63	69
															285	H	ETSU	68	34
															321	N	Hofstra	65	45
															323	A	Mercer	60	54
															323	H	Mercer	72	64
															325	A	Alabama St.	83	48
															334	A	Western Caro.	62	50
LAST 10 Division I																			
					323	A	Mercer	60	54			285	H	ETSU	68	34			
					280	H	Wofford	63	69			196	H	Chattanooga	60	46			
					210	H	Furman	59	72			323	H	Mercer	72	64			
					145	A	UNC Greensboro	56	42			210	A	Furman	69	77			
					334	A	Western Caro.	62	50			280	A	Wofford	74	58			

Page 254

Average RPI Win:	196	WON-LOST	WINNING	LAST 10	STRENGTH OF	OPP. STRENGTH	TEAM	ADJ.	CONF.	ADJ CONF.
Average RPI Loss:	120	RECORD	PCT. RANK	GAMES	SCHEDULE	OF SCHEDULE	RPI	RPI	RPI	RPI
DIV. I ONLY	15- 9	97	8-2	114	141	108	108	11	11	
DIV. I NON-CONF.	5- 5	164	0	243	303	245	245	11	11	
TOTALS	RPI 1-25	RPI 26-50	W-L RECORDS	RPI 51-100	RPI 101-150	RPI 150+				
15- 9	0- 2	0- 0	OVERALL	1- 1	4- 3	10- 3				
9- 5	0- 1	0- 0	HOME	1- 0	2- 3	6- 1				
6- 4	0- 1	0- 0	AWAY	0- 1	2- 0	4- 2				
0- 0	0- 0	0- 0	NEUTRAL	0- 0	0- 0	0- 0				
5- 5	0- 0	0- 0	NON-CONFERENCE	0- 0	0- 3	5- 2				
3- 4	0- 0	0- 0	HOME	0- 0	0- 3	3- 1				
2- 1	0- 0	0- 0	AWAY	0- 0	0- 0	2- 1				
0- 0	0- 0	0- 0	NEUTRAL	0- 0	0- 0	0- 0				
10- 4	0- 2	0- 0	CONFERENCE	1- 1	4- 0	5- 1				
6- 1	0- 1	0- 0	HOME	1- 0	2- 0	3- 0				
4- 3	0- 1	0- 0	AWAY	0- 1	2- 0	2- 1				
0- 0	0- 0	0- 0	NEUTRAL	0- 0	0- 0	0- 0				

RPI 1-25				RPI 26-50				RPI 51-100				RPI 101+ Team's RPI: 108			
RPI	S	Opponent	Score	RPI	S	Opponent	Score	RPI	S	Opponent	Score	RPI	S	Opponent	Score
13	A	Gonzaga	46 57					69	A	BYU	36 52	117	A	Pacific	66 64
13	H	Gonzaga	42 57					69	H	BYU	51 45	117	H	Pacific	66 61
												122	H	Idaho	32 65
												133	H	Washington	47 65
												143	A	Portland	62 58
												143	H	Portland	74 55
												150	H	Texas Tech	60 64
												157	A	Saint Mary's (CA)	72 54
												157	H	Saint Mary's (CA)	73 59
												166	A	San Jose St.	82 88
												178	H	Towson	81 67
												188	A	Pepperdine	57 73
												204	H	Santa Clara	50 47
												230	H	Cal St. Fullerton	67 72
												235	H	San Francisco	54 50
												245	A	San Diego St.	70 47
												279	H	Monmouth	57 49
												292	A	LMU (CA)	67 59
												296	H	CSUN	59 40
												304	A	Air Force	70 59
LAST 10 Division I															
157	H	Saint Mary's (CA)	73 59	235	H	San Francisco	54 50								
117	H	Pacific	66 61	204	H	Santa Clara	50 47								
69	H	BYU	51 45	117	A	Pacific	66 64								
143	A	Portland	62 58	157	A	Saint Mary's (CA)	72 54								
13	A	Gonzaga	46 57	69	A	BYU	36 52								

Non-Div I Games: Biola 81 28

San Diego

■ Loss,
 ■ Non-Conf,
 ■ S Site,
 ■ Home
 ■ Away
 N Neutral

Average RPI Win:	237	WON-LOST	WINNING	LAST 10	STRENGTH OF	OPP. STRENGTH	TEAM	ADJ.	CONF.	ADJ CONF.
Average RPI Loss:	186	RECORD	PCT. RANK	GAMES	SCHEDULE	OF SCHEDULE	RPI	RPI	RPI	RPI
DIV. I ONLY	11- 15	229	4-6	209	256	245	245	17	17	
DIV. I NON-CONF.	4- 7	225	0	265	323	293	293	22	22	
TOTALS	RPI 1-25	RPI 26-50	W-L RECORDS	RPI 51-100	RPI 101-150	RPI 150+				
11- 15	0- 0	0- 0	OVERALL	0- 2	0- 4	11- 9				
7- 8	0- 0	0- 0	HOME	0- 1	0- 3	7- 4				
4- 7	0- 0	0- 0	AWAY	0- 1	0- 1	4- 5				
0- 0	0- 0	0- 0	NEUTRAL	0- 0	0- 0	0- 0				
4- 7	0- 0	0- 0	NON-CONFERENCE	0- 0	0- 2	4- 5				
2- 5	0- 0	0- 0	HOME	0- 0	0- 2	2- 3				
2- 2	0- 0	0- 0	AWAY	0- 0	0- 0	2- 2				
0- 0	0- 0	0- 0	NEUTRAL	0- 0	0- 0	0- 0				
7- 8	0- 0	0- 0	CONFERENCE	0- 2	0- 2	7- 4				
5- 3	0- 0	0- 0	HOME	0- 1	0- 1	5- 1				
2- 5	0- 0	0- 0	AWAY	0- 1	0- 1	2- 3				
0- 0	0- 0	0- 0	NEUTRAL	0- 0	0- 0	0- 0				

RPI S	Opponent	Score	RPI S	Opponent	Score	RPI S	Opponent	Score	RPI S	Opponent	Score	Team's RPI: 245
						60	A Fresno St.	54 79	108	H San Diego	47 70	
						60	H Fresno St.	60 65	116	A Boise St.	72 86	
									116	H Boise St.	67 69	
									141	H California	48 74	
									166	A San Jose St.	67 84	
									176	A Hawaii	58 61	
									178	H Towson	80 72	
									194	A Wyoming	67 81	
									194	H Wyoming	67 60	
									195	H UNLV	48 39	
									200	A New Mexico	67 58	
									200	H New Mexico	75 74	
									230	H Cal St. Fullerton	55 45	
									252	A Nevada	69 70	
									258	H Arkansas St.	62 71	
									264	H Colorado St.	59 49	
									266	A UC Santa Barbara	52 64	
									270	H Alabama A&M	53 61	
									284	A Utah St.	59 51	
									284	H Utah St.	66 62	
									286	A Incarnate Word	57 48	
									288	A California Baptist	80 68	
									296	H CSUN	69 74	
									304	H Air Force	49 51	
LAST 10 Division I												
			116	H Boise St.	67 69		195	H UNLV	48 39			
			200	A New Mexico	67 58		194	A Wyoming	67 81			
			304	H Air Force	49 51		252	A Nevada	69 70			
			284	A Utah St.	59 51		60	H Fresno St.	60 65			
			200	H New Mexico	75 74		116	A Boise St.	72 86			

Non-Div I Games: Westcliff 77 56

San Diego St.

San Francisco

Through Games Of Feb. 15, 2020

Average RPI Win:	252	WON-LOST	WINNING	LAST 10	STRENGTH OF	OPP. STRENGTH	TEAM	ADJ.	CONF.	ADJ CONF.
Average RPI Loss:	122	RECORD	PCT. RANK	GAMES	SCHEDULE	OF SCHEDULE	RPI	RPI	RPI	RPI
DIV. I ONLY	9- 17	262	2-8	144	139	235	235	11	11	
DIV. I NON-CONF.	7- 5	131	0	148	221	137	137	11	11	
TOTALS	RPI 1-25	RPI 26-50	W-L RECORDS	RPI 51-100	RPI 101-150	RPI 150+				
9- 17	0- 4	0- 0	OVERALL	0- 1	0- 6	9- 6				
4- 8	0- 2	0- 0	HOME	0- 0	0- 3	4- 3				
2- 8	0- 1	0- 0	AWAY	0- 1	0- 3	2- 3				
3- 1	0- 1	0- 0	NEUTRAL	0- 0	0- 0	3- 0				
7- 5	0- 2	0- 0	NON-CONFERENCE	0- 0	0- 2	7- 1				
3- 2	0- 1	0- 0	HOME	0- 0	0- 1	3- 0				
1- 2	0- 0	0- 0	AWAY	0- 0	0- 1	1- 1				
3- 1	0- 1	0- 0	NEUTRAL	0- 0	0- 0	3- 0				
2- 12	0- 2	0- 0	CONFERENCE	0- 1	0- 4	2- 5				
1- 6	0- 1	0- 0	HOME	0- 0	0- 2	1- 3				
1- 6	0- 1	0- 0	AWAY	0- 1	0- 2	1- 2				
0- 0	0- 0	0- 0	NEUTRAL	0- 0	0- 0	0- 0				

RPI 1-25				RPI 26-50				RPI 51-100				RPI 101+ Team's RPI: 235			
RPI	S	Opponent	Score	RPI	S	Opponent	Score	RPI	S	Opponent	Score	RPI	S	Opponent	Score
9	N	Mississippi St.	38 73					69	A	BYU	44 57	108	A	San Diego	50 54
11	H	Stanford	71 97									117	H	Pacific	61 84
13	A	Gonzaga	38 56									122	H	Idaho	60 66
13	H	Gonzaga	46 69									133	A	Washington	54 73
												143	A	Portland	49 69
												143	H	Portland	66 73
												157	H	Saint Mary's (CA)	79 86
												160	A	UC Davis	67 79
												169	N	Houston	80 57
												188	A	Pepperdine	70 82
												188	H	Pepperdine	64 70
												204	A	Santa Clara	72 66
												204	H	Santa Clara	72 80
												222	A	Northern Colo.	90 83
												230	H	Cal St. Fullerton	71 63
												255	N	Bowling Green	64 56
												292	A	LMU (CA)	69 76
												292	H	LMU (CA)	70 68
												296	H	CSUN	79 61
												298	H	Sacramento St.	87 82
												302	N	UC Irvine	68 61
LAST 10 Division I															
143	A	Portland	49 69	108	A	San Diego	50 54								
13	A	Gonzaga	38 56	69	A	BYU	44 57								
292	H	LMU (CA)	70 68	13	H	Gonzaga	46 69								
188	H	Pepperdine	64 70	143	H	Portland	66 73								
204	A	Santa Clara	72 66	188	A	Pepperdine	70 82								

Non-Div I Games:

San Francisco

■ Loss,
 ■ Non-Conf,
 ■ S Site,
 ■ Home
 ■ Away
 N Neutral

Average RPI Win:	226	WON-LOST	WINNING	LAST 10	STRENGTH OF	OPP. STRENGTH	TEAM	ADJ.	CONF.	ADJ CONF.
Average RPI Loss:	183	RECORD	PCT. RANK	GAMES	SCHEDULE	OF SCHEDULE	RPI	RPI	RPI	RPI
DIV. I ONLY	14- 10	119	6-4	247	212	166	166	17	17	
DIV. I NON-CONF.	5- 5	164	0	300	204	238	238	22	22	
TOTALS	RPI 1-25	RPI 26-50	W-L RECORDS	RPI 51-100	RPI 101-150	RPI 150+				
14- 10	0- 0	0- 0	OVERALL	0- 3	3- 0	11- 7				
8- 3	0- 0	0- 0	HOME	0- 1	3- 0	5- 2				
6- 5	0- 0	0- 0	AWAY	0- 1	0- 0	6- 4				
0- 2	0- 0	0- 0	NEUTRAL	0- 1	0- 0	0- 1				
5- 5	0- 0	0- 0	NON-CONFERENCE	0- 1	2- 0	3- 4				
4- 0	0- 0	0- 0	HOME	0- 0	2- 0	2- 0				
1- 3	0- 0	0- 0	AWAY	0- 0	0- 0	1- 3				
0- 2	0- 0	0- 0	NEUTRAL	0- 1	0- 0	0- 1				
9- 5	0- 0	0- 0	CONFERENCE	0- 2	1- 0	8- 3				
4- 3	0- 0	0- 0	HOME	0- 1	1- 0	3- 2				
5- 2	0- 0	0- 0	AWAY	0- 1	0- 0	5- 1				
0- 0	0- 0	0- 0	NEUTRAL	0- 0	0- 0	0- 0				

RPI 1-25			RPI 26-50			RPI 51-100			RPI 101+ Team's RPI: 166		
RPI	S	Opponent	Score	RPI	S	Opponent	Score	RPI	S	Opponent	Score
						60 A Fresno St.	76 78	108 H San Diego		88 82	
						60 H Fresno St.	76 85	116 H Boise St.		74 61	
						69 N BYU	56 75	131 H Buffalo		95 88	
								163 N Northern Ariz.		64 67	
								194 A Wyoming		45 80	
								195 H UNLV		62 60	
								200 A New Mexico		81 80	
								200 H New Mexico		89 85	
								204 A Santa Clara		81 89	
								225 A CSU Bakersfield		71 75	
								245 H San Diego St.		84 67	
								252 A Nevada		72 70	
								252 H Nevada		76 80	
								264 A Colorado St.		58 53	
								266 A UC Santa Barbara		73 70	
								284 A Utah St.		76 61	
								298 H Sacramento St.		73 67	
								302 A UC Irvine		77 79	
								304 A Air Force		68 60	
								304 H Air Force		66 67	
								306 H Eastern Wash.		84 66	
LAST 10 Division I											
304 H		Air Force	66 67	304 A		Air Force	68 60				
60 A		Fresno St.	76 78	200 H		New Mexico	89 85				
252 H		Nevada	76 80	195 H		UNLV	62 60				
194 A		Wyoming	45 80	264 A		Colorado St.	58 53				
116 H		Boise St.	74 61	252 A		Nevada	72 70				

Non-Div I Games: La Verne 128 62

San Jose St.

Santa Clara

Through Games Of Feb. 15, 2020

Average RPI Win:	187	WON-LOST	WINNING	LAST 10	STRENGTH OF	OPP. STRENGTH	TEAM	ADJ.	CONF.	ADJ CONF.
Average RPI Loss:	136	RECORD	PCT. RANK	GAMES	SCHEDULE	OF SCHEDULE	RPI	RPI	RPI	RPI
DIV. I ONLY	8- 16	263	1-9	85	130	204	204	11	11	
DIV. I NON-CONF.	5- 5	164	0	55	188	95	95	11	11	
TOTALS	RPI 1-25	RPI 26-50	W-L RECORDS	RPI 51-100	RPI 101-150	RPI 150+				
8- 16	0- 4	0- 0	OVERALL	1- 1	1- 4	6- 7				
4- 6	0- 1	0- 0	HOME	1- 0	1- 1	2- 4				
3- 9	0- 3	0- 0	AWAY	0- 1	0- 3	3- 2				
1- 1	0- 0	0- 0	NEUTRAL	0- 0	0- 0	1- 1				
5- 5	0- 2	0- 0	NON-CONFERENCE	1- 0	0- 1	4- 2				
2- 1	0- 0	0- 0	HOME	1- 0	0- 0	1- 1				
2- 3	0- 2	0- 0	AWAY	0- 0	0- 1	2- 0				
1- 1	0- 0	0- 0	NEUTRAL	0- 0	0- 0	1- 1				
3- 11	0- 2	0- 0	CONFERENCE	0- 1	1- 3	2- 5				
2- 5	0- 1	0- 0	HOME	0- 0	1- 1	1- 3				
1- 6	0- 1	0- 0	AWAY	0- 1	0- 2	1- 2				
0- 0	0- 0	0- 0	NEUTRAL	0- 0	0- 0	0- 0				

RPI 1-25				RPI 26-50				RPI 51-100				RPI 101+ Team's RPI: 204			
RPI	S	Opponent	Score	RPI	S	Opponent	Score	RPI	S	Opponent	Score	RPI	S	Opponent	Score
5	A	Missouri St.	64 71					60	H	Fresno St.	90 66	108	A	San Diego	47 50
13	A	Gonzaga	46 53					69	A	BYU	48 71	117	H	Pacific	75 65
13	H	Gonzaga	52 67									141	A	California	65 69
23	A	Arizona	52 65									143	A	Portland	62 84
												143	H	Portland	77 80
												157	H	Saint Mary's (CA)	87 95
												160	A	UC Davis	62 61
												166	H	San Jose St.	89 81
												171	N	Montana	68 58
												181	N	Delaware	80 81
												188	A	Pepperdine	71 79
												188	H	Pepperdine	61 79
												235	A	San Francisco	80 72
												235	H	San Francisco	66 72
												275	H	Long Beach St.	46 54
												292	A	LMU (CA)	59 75
												292	H	LMU (CA)	76 60
												296	A	CSUN	76 55
LAST 10 Division I															
13	A	Gonzaga	46 53	69	A	BYU	48 71								
143	A	Portland	62 84	108	A	San Diego	47 50								
188	H	Pepperdine	61 79	143	H	Portland	77 80								
292	H	LMU (CA)	76 60	13	H	Gonzaga	52 67								
235	H	San Francisco	66 72	292	A	LMU (CA)	59 75								

Non-Div I Games: UC Santa Cruz 109 51

Santa Clara

Loss, Non-Conf, S Site, H Home A Away N Neutral

Average RPI Win:	301	WON-LOST	WINNING	LAST 10	STRENGTH OF	OPP. STRENGTH	TEAM	ADJ.	CONF.	ADJ CONF.
Average RPI Loss:	217	RECORD	PCT. RANK	GAMES	SCHEDULE	OF SCHEDULE	RPI	RPI	RPI	RPI
DIV. I ONLY	9- 12	226	6-4	335	343	307	307	31	31	
DIV. I NON-CONF.	3- 7	252	0	260	306	297	297	32	32	
TOTALS	RPI 1-25	RPI 26-50	W-L RECORDS	RPI 51-100	RPI 101-150	RPI 150+				
9- 12	0- 0	0- 0	OVERALL	0- 1	0- 2	9- 9				
7- 4	0- 0	0- 0	HOME	0- 1	0- 1	7- 2				
2- 8	0- 0	0- 0	AWAY	0- 0	0- 1	2- 7				
0- 0	0- 0	0- 0	NEUTRAL	0- 0	0- 0	0- 0				
3- 7	0- 0	0- 0	NON-CONFERENCE	0- 1	0- 2	3- 4				
2- 2	0- 0	0- 0	HOME	0- 1	0- 1	2- 0				
1- 5	0- 0	0- 0	AWAY	0- 0	0- 1	1- 4				
0- 0	0- 0	0- 0	NEUTRAL	0- 0	0- 0	0- 0				
6- 5	0- 0	0- 0	CONFERENCE	0- 0	0- 0	6- 5				
5- 2	0- 0	0- 0	HOME	0- 0	0- 0	5- 2				
1- 3	0- 0	0- 0	AWAY	0- 0	0- 0	1- 3				
0- 0	0- 0	0- 0	NEUTRAL	0- 0	0- 0	0- 0				

RPI 1-25				RPI 26-50				RPI 51-100				RPI 101+ Team's RPI: 307					
RPI	S	Opponent	Score	RPI	S	Opponent	Score	RPI	S	Opponent	Score	RPI	S	Opponent	Score		
								86	H	Montana St.	65	73	122	H	Idaho	84	90
													133	A	Washington	46	78
													163	A	Northern Ariz.	80	88
													182	A	Idaho St.	48	73
													218	H	Grand Canyon	48	56
													222	H	UMKC	65	76
													225	H	CSU Bakersfield	63	57
													230	A	Cal St. Fullerton	63	81
													275	H	Long Beach St.	66	54
													284	A	Utah St.	63	70
													288	A	California Baptist	83	49
													298	H	Sacramento St.	88	84
													312	A	Cal Poly	72	49
													316	A	New Mexico St.	65	83
													316	H	New Mexico St.	67	57
													318	A	UTRGV	81	85
													318	H	UTRGV	78	70
													326	A	Utah Valley	58	70
													326	H	Utah Valley	82	80
													348	H	Chicago St.	80	51
LAST 10 Division I																	
				318	H	UTRGV	78	70		218	H	Grand Canyon	48	56			
				316	H	New Mexico St.	67	57		316	A	New Mexico St.	65	83			
				326	H	Utah Valley	82	80		318	A	UTRGV	81	85			
				288	A	California Baptist	83	49		326	A	Utah Valley	58	70			
				225	H	CSU Bakersfield	63	57		348	H	Chicago St.	80	51			

Non-Div I Games: Warner Pacific 89 47 Saint Martin's 91 81 Central Wash. 75 65

Seattle U

Seton Hall

Through Games Of Feb. 15, 2020

Average RPI Win:	169	WON-LOST	WINNING	LAST 10	STRENGTH OF	OPP. STRENGTH	TEAM	ADJ.	CONF.	ADJ CONF.
Average RPI Loss:	52	RECORD	PCT. RANK	GAMES	SCHEDULE	OF SCHEDULE	RPI	RPI	RPI	RPI
DIV. I ONLY	16- 9	86	6-4	58	76	68	68	6	6	
DIV. I NON-CONF.	7- 4	100	0	59	143	88	88	6	6	
TOTALS	RPI 1-25	RPI 26-50	W-L RECORDS	RPI 51-100	RPI 101-150	RPI 150+				
16- 9	0- 4	2- 1	OVERALL	2- 3	4- 1	8- 0				
8- 5	0- 3	2- 0	HOME	0- 2	2- 0	4- 0				
6- 3	0- 1	0- 1	AWAY	2- 0	1- 1	3- 0				
2- 1	0- 0	0- 0	NEUTRAL	0- 1	1- 0	1- 0				
7- 4	0- 2	0- 0	NON-CONFERENCE	0- 1	2- 1	5- 0				
4- 2	0- 2	0- 0	HOME	0- 0	1- 0	3- 0				
1- 1	0- 0	0- 0	AWAY	0- 0	0- 1	1- 0				
2- 1	0- 0	0- 0	NEUTRAL	0- 1	1- 0	1- 0				
9- 5	0- 2	2- 1	CONFERENCE	2- 2	2- 0	3- 0				
4- 3	0- 1	2- 0	HOME	0- 2	1- 0	1- 0				
5- 2	0- 1	0- 1	AWAY	2- 0	1- 0	2- 0				
0- 0	0- 0	0- 0	NEUTRAL	0- 0	0- 0	0- 0				

RPI 1-25				RPI 26-50				RPI 51-100 Team's RPI: 68				RPI 101+			
RPI	S	Opponent	Score	RPI	S	Opponent	Score	RPI	S	Opponent	Score	RPI	S	Opponent	Score
7	H	UConn	78 92	37	A	Marquette	60 81	57	H	St. John's (NY)	66 82	106	N	Vanderbilt	69 65
18	H	Princeton	76 78	37	H	Marquette	72 60	90	N	Georgia Tech	54 79	118	H	VCU	53 33
19	A	DePaul	68 85	41	H	Creighton	82 70	92	A	Butler	67 62	129	A	Lehigh	68 75
19	H	DePaul	76 86					94	A	Villanova	65 63	148	A	Providence	71 45
								94	H	Villanova	55 61	148	H	Providence	97 55
												185	H	Lafayette	74 50
												227	A	Iona	89 37
												229	N	Saint Joseph's	55 39
												236	H	Fairfield	74 44
												242	A	Georgetown	61 47
												242	H	Georgetown	79 60
												260	A	Xavier	83 61
												305	H	Sacred Heart	95 69
LAST 10 Division I															
148	A	Providence	71 45	57	H	St. John's (NY)	66 82								
19	H	DePaul	76 86	148	H	Providence	97 55								
37	H	Marquette	72 60	41	H	Creighton	82 70								
94	A	Villanova	65 63	37	A	Marquette	60 81								
242	A	Georgetown	61 47	19	A	DePaul	68 85								

Non-Div I Games:

Seton Hall

■ Loss,
 ■ Non-Conf,
 ■ S Site,
 ■ H Home
 ■ A Away
 N Neutral

<div> <div> <div>Average RPI Win: 281</div> <div>Average RPI Loss: 181</div> </div> <div> <div>WON-LOST</div> <div>RECORD</div> </div> <div> <div>WINNING</div> <div>PCT. RANK</div> </div> <div> <div>LAST 10</div> <div>GAMES</div> </div> </div>				STRENGTH OF SCHEDULE	OPP. STRENGTH OF SCHEDULE	TEAM RPI	ADJ. RPI	CONF. RPI	ADJ CONF. RPI
DIV. I ONLY				231	331	278	278	24	24
DIV. I NON-CONF.				127	342	287	287	25	25
TOTALS	RPI 1-25	RPI 26-50	W-L RECORDS	RPI 51-100	RPI 101-150	RPI 150+			
8- 14	0- 0	0- 0	OVERALL	0- 3	0- 3	8- 8			
5- 5	0- 0	0- 0	HOME	0- 1	0- 0	5- 4			
3- 9	0- 0	0- 0	AWAY	0- 2	0- 3	3- 4			
0- 0	0- 0	0- 0	NEUTRAL	0- 0	0- 0	0- 0			
2- 7	0- 0	0- 0	NON-CONFERENCE	0- 1	0- 3	2- 3			
2- 1	0- 0	0- 0	HOME	0- 0	0- 0	2- 1			
0- 6	0- 0	0- 0	AWAY	0- 1	0- 3	0- 2			
0- 0	0- 0	0- 0	NEUTRAL	0- 0	0- 0	0- 0			
6- 7	0- 0	0- 0	CONFERENCE	0- 2	0- 0	6- 5			
3- 4	0- 0	0- 0	HOME	0- 1	0- 0	3- 3			
3- 3	0- 0	0- 0	AWAY	0- 1	0- 0	3- 2			
0- 0	0- 0	0- 0	NEUTRAL	0- 0	0- 0	0- 0			

RPI 1-25				RPI 26-50				RPI 51-100				RPI 101+				Team's RPI: 278	
RPI	S	Opponent	Score	RPI	S	Opponent	Score	RPI	S	Opponent	Score	RPI	S	Opponent	Score		
								64	A	Penn	44 92	101	A	Harvard	51 68		
								96	A	Rider	66 70	103	A	Colgate	51 88		
								96	H	Rider	38 69	147	A	Massachusetts	55 61		
												168	H	Binghamton	62 89		
												186	A	Quinnipiac	68 60		
												186	H	Quinnipiac	52 66		
												192	A	Fla. Atlantic	39 83		
												221	A	Manhattan	59 49		
												221	H	Manhattan	50 80		
												236	H	Fairfield	35 65		
												269	A	Niagara	61 68		
												269	H	Niagara	59 54		
												279	H	Monmouth	51 39		
												305	H	Sacred Heart	68 57		
												314	H	Albany (NY)	52 46		
												322	A	Fairleigh Dickinson	58 67		
												332	A	Saint Peter's	83 87		
												338	A	Canisius	68 63		
												338	H	Canisius	72 43		
LAST 10 Division I																	
				96	H	Rider	38 69	279	H	Monmouth	51 39						
				186	A	Quinnipiac	68 60	96	A	Rider	66 70						
				221	A	Manhattan	59 49	221	H	Manhattan	50 80						
				338	H	Canisius	72 43	338	A	Canisius	68 63						
				269	H	Niagara	59 54	269	A	Niagara	61 68						

Non-Div I Games:

Siena

Loss, Non-Conf, S Site, H Home A Away N Neutral

South Alabama

Through Games Of Feb. 15, 2020

Average RPI Win:	259	WON-LOST	WINNING	LAST 10	STRENGTH OF	OPP. STRENGTH	TEAM	ADJ.	CONF.	ADJ CONF.
Average RPI Loss:	140	RECORD	PCT. RANK	GAMES	SCHEDULE	OF SCHEDULE	RPI	RPI	RPI	RPI
DIV. I ONLY	10- 13	218	6-4	228	206	239	239	21	21	
DIV. I NON-CONF.	3- 7	252	0	251	70	290	290	19	19	
TOTALS	RPI 1-25	RPI 26-50	W-L RECORDS	RPI 51-100	RPI 101-150	RPI 150+				
10- 13	0- 0	0- 1	OVERALL	1- 4	1- 3	8- 5				
6- 6	0- 0	0- 0	HOME	1- 3	0- 2	5- 1				
4- 7	0- 0	0- 1	AWAY	0- 1	1- 1	3- 4				
0- 0	0- 0	0- 0	NEUTRAL	0- 0	0- 0	0- 0				
3- 7	0- 0	0- 0	NON-CONFERENCE	1- 2	1- 2	1- 3				
2- 4	0- 0	0- 0	HOME	1- 2	0- 1	1- 1				
1- 3	0- 0	0- 0	AWAY	0- 0	1- 1	0- 2				
0- 0	0- 0	0- 0	NEUTRAL	0- 0	0- 0	0- 0				
7- 6	0- 0	0- 1	CONFERENCE	0- 2	0- 1	7- 2				
4- 2	0- 0	0- 0	HOME	0- 1	0- 1	4- 0				
3- 4	0- 0	0- 1	AWAY	0- 1	0- 0	3- 2				
0- 0	0- 0	0- 0	NEUTRAL	0- 0	0- 0	0- 0				

RPI 1-25				RPI 26-50				RPI 51-100				RPI 101+				Team's RPI: 239
RPI	S	Opponent	Score	RPI	S	Opponent	Score	RPI	S	Opponent	Score	RPI	S	Opponent	Score	
				49	A	Troy	68 85	51	H	Rutgers	56 77	108	H	UT Arlington	45 68	
								76	H	Alabama	62 74	120	H	Auburn	62 82	
								80	A	Coastal Caro.	73 76	127	A	UAB	61 77	
								80	H	Coastal Caro.	62 71	149	A	Tulane	62 53	
								98	H	A&M-Corpus Christi	83 82	189	H	Miami (OH)	73 76	
												202	A	Louisiana	68 73	
												202	H	Louisiana	78 63	
												206	A	Southern Miss.	55 62	
												241	A	Appalachian St.	59 71	
												241	H	Appalachian St.	81 66	
												259	H	Texas St.	78 76	
												285	A	ETSU	60 65	
												300	A	Ga. Southern	71 65	
												309	A	Georgia St.	81 64	
												336	H	Tennessee St.	70 48	
												350	A	La.-Monroe	73 39	
												350	H	La.-Monroe	72 63	
LAST 10 Division I																
				80	A	Coastal Caro.	73 76	259	H	Texas St.	78 76					
				241	A	Appalachian St.	59 71	108	H	UT Arlington	45 68					
				350	A	La.-Monroe	73 39	300	A	Ga. Southern	71 65					
				202	H	Louisiana	78 63	309	A	Georgia St.	81 64					
				49	A	Troy	68 85	350	H	La.-Monroe	72 63					

Non-Div I Games: William Carey 68 52 Mobile 103 59

South Alabama

Loss, Non-Conf, S Site, H Home A Away N Neutral

South Carolina

Through Games Of Feb. 15, 2020

Average RPI Win:	101	WON-LOST	WINNING	LAST 10	STRENGTH OF	OPP. STRENGTH	TEAM	ADJ.	CONF.	ADJ CONF.
Average RPI Loss:	14	RECORD	PCT. RANK	GAMES	SCHEDULE	OF SCHEDULE	RPI	RPI	RPI	RPI
DIV. I ONLY	24- 1	1	10-0	13	4	2	2	4	4	
DIV. I NON-CONF.	13- 1	9	1-0	20	5	3	3	5	5	
TOTALS	RPI 1-25	RPI 26-50		W-L RECORDS		RPI 51-100	RPI 101-150	RPI 150+		
24- 1	4- 1	7- 0		OVERALL		5- 0	3- 0	5- 0		
12- 0	2- 0	6- 0		HOME		0- 0	1- 0	3- 0		
10- 0	1- 0	1- 0		AWAY		4- 0	2- 0	2- 0		
2- 1	1- 1	0- 0		NEUTRAL		1- 0	0- 0	0- 0		
13- 1	3- 1	3- 0		NON-CONFERENCE		3- 0	0- 0	4- 0		
7- 0	1- 0	3- 0		HOME		0- 0	0- 0	3- 0		
4- 0	1- 0	0- 0		AWAY		2- 0	0- 0	1- 0		
2- 1	1- 1	0- 0		NEUTRAL		1- 0	0- 0	0- 0		
11- 0	1- 0	4- 0		CONFERENCE		2- 0	3- 0	1- 0		
5- 0	1- 0	3- 0		HOME		0- 0	1- 0	0- 0		
6- 0	0- 0	1- 0		AWAY		2- 0	2- 0	1- 0		
0- 0	0- 0	0- 0		NEUTRAL		0- 0	0- 0	0- 0		

RPI	S	Opponent	Score	RPI	S	Opponent	Score	RPI	S	Opponent	Score	RPI	S	Opponent	Score
3	A	Maryland	63 54	26	H	Kentucky	99 72	59	A	Dayton	75 49	106	A	Vanderbilt	93 57
6	N	Baylor	74 59	34	H	Purdue	85 49	76	A	Alabama	93 78	120	H	Auburn	79 53
7	H	UConn	70 52	35	H	Duke	89 46	79	A	Temple	78 71	130	A	Missouri	78 45
9	H	Mississippi St.	81 79	36	A	Arkansas	86 65	83	A	Georgia	88 53	214	A	Clemson	84 48
14	N	Indiana	57 71	36	H	Arkansas	91 82	100	N	Washington St.	68 53	241	H	Appalachian St.	92 50
				39	H	South Dakota	73 60					282	A	Ole Miss	87 32
				48	H	Tennessee	69 48					325	H	Alabama St.	103 43
												331	H	USC Upstate	112 32
LAST 10 Division I															
120	H	Auburn	79 53	83	A	Georgia	88 53								
7	H	UConn	70 52	9	H	Mississippi St.	81 79								
36	A	Arkansas	86 65	130	A	Missouri	78 45								
48	H	Tennessee	69 48	106	A	Vanderbilt	93 57								
282	A	Ole Miss	87 32	36	H	Arkansas	91 82								

Non-Div I Games:

South Carolina

Loss, Non-Conf, S Site, H Home A Away N Neutral

Average RPI Win:	334	WON-LOST	WINNING	LAST 10	STRENGTH OF	OPP. STRENGTH	TEAM	ADJ.	CONF.	ADJ CONF.
Average RPI Loss:	242	RECORD	PCT. RANK	GAMES	SCHEDULE	OF SCHEDULE	RPI	RPI	RPI	RPI
DIV. I ONLY	3- 21	333	1-9	345	348	349	349	29	29	
DIV. I NON-CONF.	1- 12	335	0	322	346	347	347	29	29	
TOTALS	RPI 1-25	RPI 26-50	W-L RECORDS	RPI 51-100	RPI 101-150	RPI 150+				
3- 21	0- 0	0- 0	OVERALL	0- 1	0- 1	3- 19				
1- 9	0- 0	0- 0	HOME	0- 0	0- 1	1- 8				
2- 11	0- 0	0- 0	AWAY	0- 1	0- 0	2- 10				
0- 1	0- 0	0- 0	NEUTRAL	0- 0	0- 0	0- 1				
1- 12	0- 0	0- 0	NON-CONFERENCE	0- 1	0- 0	1- 11				
0- 5	0- 0	0- 0	HOME	0- 0	0- 0	0- 5				
1- 6	0- 0	0- 0	AWAY	0- 1	0- 0	1- 5				
0- 1	0- 0	0- 0	NEUTRAL	0- 0	0- 0	0- 1				
2- 9	0- 0	0- 0	CONFERENCE	0- 0	0- 1	2- 8				
1- 4	0- 0	0- 0	HOME	0- 0	0- 1	1- 3				
1- 5	0- 0	0- 0	AWAY	0- 0	0- 0	1- 5				
0- 0	0- 0	0- 0	NEUTRAL	0- 0	0- 0	0- 0				

RPI S	Opponent	Score	RPI S	Opponent	Score	RPI S	Opponent	Score	RPI S	Opponent	Score	Team's RPI: 349
						80 A	Coastal Caro.	44 85	126 H	Bethune-Cookman	55 66	
									154 A	Norfolk St.	42 76	
									156 N	North Ala.	46 99	
									161 A	N.C. A&T	55 66	
									195 A	UNLV	57 66	
									199 H	Radford	45 60	
									215 H	North Dakota	53 95	
									228 A	UNC Asheville	51 82	
									248 H	Col. of Charleston	55 76	
									251 A	Morgan St.	47 77	
									257 A	Howard	47 78	
									271 H	Delaware St.	64 76	
									272 A	UNCW	46 84	
									309 A	Georgia St.	52 77	
									311 H	Presbyterian	49 70	
									313 A	N.C. Central	49 90	
									317 H	UMES	60 55	
									323 H	Mercer	55 66	
									331 A	USC Upstate	47 58	
									340 A	Coppin St.	71 60	
									340 H	Coppin St.	42 61	
									343 H	Florida A&M	39 44	
									344 A	Charleston So.	81 75	
LAST 10 Division I												
			340 H	Coppin St.	42 61		154 A	Norfolk St.	42 76			
			271 H	Delaware St.	64 76		317 H	UMES	60 55			
			161 A	N.C. A&T	55 66		343 H	Florida A&M	39 44			
			313 A	N.C. Central	49 90		257 A	Howard	47 78			
			126 H	Bethune-Cookman	55 66		251 A	Morgan St.	47 77			

Non-Div I Games:

South Carolina St.

■ Loss,
 ■ Non-Conf,
 ■ S Site,
 ■ Home
 ■ A Away
 N Neutral

Average RPI Win:	195	WON-LOST	WINNING	LAST 10	STRENGTH OF	OPP. STRENGTH	TEAM	ADJ.	CONF.	ADJ CONF.
Average RPI Loss:	4	RECORD	PCT. RANK	GAMES	SCHEDULE	OF SCHEDULE	RPI	RPI	RPI	RPI
DIV. I ONLY	23- 2	6	10-0	220	90	39	39	19	19	
DIV. I NON-CONF.	10- 2	29	0	86	2	20	20	18	18	
TOTALS	RPI 1-25	RPI 26-50	W-L RECORDS	RPI 51-100	RPI 101-150	RPI 150+				
23- 2	1- 2	2- 0	OVERALL	2- 0	3- 0	15- 0				
11- 1	0- 1	2- 0	HOME	1- 0	1- 0	7- 0				
10- 1	0- 1	0- 0	AWAY	1- 0	2- 0	7- 0				
2- 0	1- 0	0- 0	NEUTRAL	0- 0	0- 0	1- 0				
10- 2	1- 2	2- 0	NON-CONFERENCE	1- 0	3- 0	3- 0				
5- 1	0- 1	2- 0	HOME	0- 0	1- 0	2- 0				
3- 1	0- 1	0- 0	AWAY	1- 0	2- 0	0- 0				
2- 0	1- 0	0- 0	NEUTRAL	0- 0	0- 0	1- 0				
13- 0	0- 0	0- 0	CONFERENCE	1- 0	0- 0	12- 0				
6- 0	0- 0	0- 0	HOME	1- 0	0- 0	5- 0				
7- 0	0- 0	0- 0	AWAY	0- 0	0- 0	7- 0				
0- 0	0- 0	0- 0	NEUTRAL	0- 0	0- 0	0- 0				

RPI 1-25				RPI 26-50				RPI 51-100				RPI 101+			
RPI	S	Opponent	Score	RPI	S	Opponent	Score	RPI	S	Opponent	Score	RPI	S	Opponent	Score
2	A	South Carolina	60 73	33	H	Drake	102 94	87	H	South Dakota St.	83 48	130	H	Missouri	72 56
5	H	Missouri St.	66 74	41	H	Creighton	72 65	99	A	Utah	84 81	139	A	Green Bay	66 60
25	N	Ohio St.	68 53									140	A	Northeastern	80 76
												171	H	Montana	96 64
												179	N	Northern Ill.	91 48
												193	A	Western Ill.	96 65
												193	H	Western Ill.	88 51
												213	A	Oral Roberts	77 73
												213	H	Oral Roberts	79 56
												215	A	North Dakota	93 46
												256	A	Denver	92 60
												256	H	Denver	104 61
												294	A	North Dakota St.	80 36
												310	A	Omaha	71 39
												310	H	Omaha	77 44
												329	A	Purdue Fort Wayne	62 41
												329	H	Purdue Fort Wayne	79 25
												340	H	Coppin St.	82 44
LAST 10 Division I															
213	A	Oral Roberts	77 73	213	H	Oral Roberts	79 56								
193	H	Western Ill.	88 51	329	H	Purdue Fort Wayne	79 25								
215	A	North Dakota	93 46	87	H	South Dakota St.	83 48								
256	A	Denver	92 60	294	A	North Dakota St.	80 36								
310	A	Omaha	71 39	310	H	Omaha	77 44								

Non-Div I Games: Mt. Marty 110 39

South Dakota

■ Loss,
 ■ Non-Conf,
 ■ S Site,
 ■ H Home
 ■ A Away
 N Neutral

Average RPI Win:	222	WON-LOST	WINNING	LAST 10	STRENGTH OF	OPP. STRENGTH	TEAM	ADJ.	CONF.	ADJ CONF.
Average RPI Loss:	57	RECORD	PCT. RANK	GAMES	SCHEDULE	OF SCHEDULE	RPI	RPI	RPI	RPI
DIV. I ONLY	18- 8	63	8-2	146	112	87	87	19	19	
DIV. I NON-CONF.	7- 6	161	0	26	14	65	65	18	18	
TOTALS	RPI 1-25	RPI 26-50	W-L RECORDS	RPI 51-100	RPI 101-150	RPI 150+				
18- 8	0- 2	0- 5	OVERALL	2- 0	2- 0	14- 1				
10- 3	0- 1	0- 1	HOME	1- 0	0- 0	9- 1				
6- 4	0- 1	0- 3	AWAY	0- 0	1- 0	5- 0				
2- 1	0- 0	0- 1	NEUTRAL	1- 0	1- 0	0- 0				
7- 6	0- 2	0- 4	NON-CONFERENCE	2- 0	2- 0	3- 0				
4- 2	0- 1	0- 1	HOME	1- 0	0- 0	3- 0				
1- 3	0- 1	0- 2	AWAY	0- 0	1- 0	0- 0				
2- 1	0- 0	0- 1	NEUTRAL	1- 0	1- 0	0- 0				
11- 2	0- 0	0- 1	CONFERENCE	0- 0	0- 0	11- 1				
6- 1	0- 0	0- 0	HOME	0- 0	0- 0	6- 1				
5- 1	0- 0	0- 1	AWAY	0- 0	0- 0	5- 0				
0- 0	0- 0	0- 0	NEUTRAL	0- 0	0- 0	0- 0				

RPI 1-25				RPI 26-50				RPI 51-100 Team's RPI: 87				RPI 101+			
RPI	S	Opponent	Score	RPI	S	Opponent	Score	RPI	S	Opponent	Score	RPI	S	Opponent	Score
1	A	Oregon	56 95	29	N	FGCU	70 71	63	N	South Fla.	61 50	114	N	Notre Dame	65 59
20	H	Central Mich.	74 79	33	A	Drake	67 74	86	H	Montana St.	60 50	139	A	Green Bay	60 55
				37	H	Marquette	58 65					193	A	Western Ill.	89 48
				39	A	South Dakota	48 83					193	H	Western Ill.	75 45
				41	A	Creighton	48 61					194	H	Wyoming	67 40
												196	H	Chattanooga	71 56
												213	A	Oral Roberts	76 61
												213	H	Oral Roberts	58 44
												215	H	North Dakota	99 64
												256	A	Denver	86 79
												256	H	Denver	62 72
												294	H	North Dakota St.	60 52
												310	A	Omaha	68 51
												310	H	Omaha	69 59
												329	A	Purdue Fort Wayne	100 69
												329	H	Purdue Fort Wayne	89 43
												340	H	Coppin St.	94 41
LAST 10 Division I															
329	H	Purdue Fort Wayne	89 43	294	H	North Dakota St.	60 52								
256	H	Denver	62 72	39	A	South Dakota	48 83								
310	H	Omaha	69 59	215	H	North Dakota	99 64								
213	A	Oral Roberts	76 61	329	A	Purdue Fort Wayne	100 69								
193	A	Western Ill.	89 48	256	A	Denver	86 79								

Non-Div I Games: Dakota Wesleyan 77 46

South Dakota St.

Average RPI Win:	170	WON-LOST	WINNING	LAST 10	STRENGTH OF	OPP. STRENGTH	TEAM	ADJ.	CONF.	ADJ CONF.
Average RPI Loss:	72	RECORD	PCT. RANK	GAMES	SCHEDULE	OF SCHEDULE	RPI	RPI	RPI	RPI
DIV. I ONLY	15- 9	97	7-3	41	93	63	63	9	9	
DIV. I NON-CONF.	8- 6	138	0	38	162	101	101	9	9	
TOTALS	RPI 1-25	RPI 26-50	W-L RECORDS	RPI 51-100	RPI 101-150	RPI 150+				
15- 9	0- 2	1- 2	OVERALL	2- 3	4- 1	8- 1				
12- 1	0- 0	1- 1	HOME	2- 0	3- 0	6- 0				
3- 4	0- 1	0- 0	AWAY	0- 2	1- 0	2- 1				
0- 4	0- 1	0- 1	NEUTRAL	0- 1	0- 1	0- 0				
8- 6	0- 2	1- 1	NON-CONFERENCE	0- 1	2- 1	5- 1				
8- 0	0- 0	1- 0	HOME	0- 0	2- 0	5- 0				
0- 2	0- 1	0- 0	AWAY	0- 0	0- 0	0- 1				
0- 4	0- 1	0- 1	NEUTRAL	0- 1	0- 1	0- 0				
7- 3	0- 0	0- 1	CONFERENCE	2- 2	2- 0	3- 0				
4- 1	0- 0	0- 1	HOME	2- 0	1- 0	1- 0				
3- 2	0- 0	0- 0	AWAY	0- 2	1- 0	2- 0				
0- 0	0- 0	0- 0	NEUTRAL	0- 0	0- 0	0- 0				

RPI 1-25				RPI 26-50				RPI 51-100 Team's RPI: 63				RPI 101+			
RPI	S	Opponent	Score	RPI	S	Opponent	Score	RPI	S	Opponent	Score	RPI	S	Opponent	Score
6	A	Baylor	46 58	29	N	FGCU	77 81	79	A	Temple	66 69	114	N	Notre Dame	51 67
9	N	Mississippi St.	61 86	42	H	Texas	64 57	79	H	Temple	99 51	118	H	VCU	77 55
				44	H	UCF	57 64	84	A	Cincinnati	55 60	122	H	Idaho	67 64
								84	H	Cincinnati	76 68	149	A	Tulane	53 43
								87	N	South Dakota St.	50 61	149	H	Tulane	63 56
												158	A	Wichita St.	56 50
												169	H	Houston	74 45
												191	H	Jacksonville	70 39
												195	A	UNLV	51 61
												212	H	Brown	70 60
												246	A	Tulsa	68 52
												250	H	Saint Francis (PA)	62 23
												257	H	Howard	82 53
												325	H	Alabama St.	80 29
LAST 10 Division I															
149	A	Tulane	53 43	158	A	Wichita St.	56 50								
79	H	Temple	99 51	44	H	UCF	57 64								
84	A	Cincinnati	55 60	79	A	Temple	66 69								
169	H	Houston	74 45	246	A	Tulsa	68 52								
149	H	Tulane	63 56	84	H	Cincinnati	76 68								

Non-Div I Games:

South Fla.

■ Loss,
 ■ Non-Conf,
 ■ S Site,
 ■ H Home
 ■ A Away
 N Neutral

Average RPI Win:	247	WON-LOST	WINNING	LAST 10	STRENGTH OF	OPP. STRENGTH	TEAM	ADJ.	CONF.	ADJ CONF.
Average RPI Loss:	152	RECORD	PCT. RANK	GAMES	SCHEDULE	OF SCHEDULE	RPI	RPI	RPI	RPI
DIV. I ONLY	18- 5	34	10-0	334	227	125	125	20	20	
DIV. I NON-CONF.	6- 3	90	0	343	152	175	175	24	24	
TOTALS	RPI 1-25	RPI 26-50	W-L RECORDS	RPI 51-100	RPI 101-150	RPI 150+				
18- 5	0- 0	0- 0	OVERALL	2- 2	0- 0	16- 3				
9- 1	0- 0	0- 0	HOME	2- 1	0- 0	7- 0				
9- 4	0- 0	0- 0	AWAY	0- 1	0- 0	9- 3				
0- 0	0- 0	0- 0	NEUTRAL	0- 0	0- 0	0- 0				
6- 3	0- 0	0- 0	NON-CONFERENCE	1- 1	0- 0	5- 2				
2- 0	0- 0	0- 0	HOME	1- 0	0- 0	1- 0				
4- 3	0- 0	0- 0	AWAY	0- 1	0- 0	4- 2				
0- 0	0- 0	0- 0	NEUTRAL	0- 0	0- 0	0- 0				
12- 2	0- 0	0- 0	CONFERENCE	1- 1	0- 0	11- 1				
7- 1	0- 0	0- 0	HOME	1- 1	0- 0	6- 0				
5- 1	0- 0	0- 0	AWAY	0- 0	0- 0	5- 1				
0- 0	0- 0	0- 0	NEUTRAL	0- 0	0- 0	0- 0				

RPI S	Opponent	Score	RPI S	Opponent	Score	RPI S	Opponent	Score	RPI S	Opponent	Score	Team's RPI: 125
						61	H Belmont	45 57	173	A Eastern Mich.	64 69	
						65	H UT Martin	71 69	175	A Austin Peay	79 66	
						81	H Southern Ill.	79 65	175	H Austin Peay	81 43	
						95	A Saint Louis	61 76	193	A Western Ill.	91 97	
									198	H Tennessee Tech	87 72	
									226	A Eastern Ill.	77 65	
									238	A Murray St.	62 70	
									238	H Murray St.	88 73	
									258	A Arkansas St.	79 67	
									263	A Eastern Ky.	60 44	
									273	A Morehead St.	67 61	
									276	H Jacksonville St.	79 52	
									277	A Indiana St.	68 58	
									282	A Ole Miss	70 53	
									324	H Evansville	83 60	
									329	A Purdue Fort Wayne	58 48	
									333	A SIUE	66 56	
									333	H SIUE	80 57	
									336	H Tennessee St.	83 54	
LAST 10 Division I												
			333	H SIUE	80 57		273	A Morehead St.	67 61			
			65	H UT Martin	71 69		226	A Eastern Ill.	77 65			
			198	H Tennessee Tech	87 72		333	A SIUE	66 56			
			276	H Jacksonville St.	79 52		238	H Murray St.	88 73			
			263	A Eastern Ky.	60 44		175	H Austin Peay	81 43			

Non-Div I Games: Harris-Stowe 106 64 Mo.-St. Louis 70 56

Southeast Mo. St.

Loss, Non-Conf, S Site, H Home A Away N Neutral

Average RPI Win:	249	WON-LOST	WINNING	LAST 10	STRENGTH OF	OPP. STRENGTH	TEAM	ADJ.	CONF.	ADJ CONF.
Average RPI Loss:	173	RECORD	PCT. RANK	GAMES	SCHEDULE	OF SCHEDULE	RPI	RPI	RPI	RPI
DIV. I ONLY	9- 13	236	5-5	246	282	237	237	23	23	
DIV. I NON-CONF.	2- 6	279	0	170	236	233	233	23	23	
TOTALS	RPI 1-25	RPI 26-50	W-L RECORDS	RPI 51-100	RPI 101-150	RPI 150+				
9- 13	0- 1	0- 0	OVERALL	1- 2	1- 1	7- 9				
5- 3	0- 0	0- 0	HOME	1- 0	1- 0	3- 3				
4- 10	0- 1	0- 0	AWAY	0- 2	0- 1	4- 6				
0- 0	0- 0	0- 0	NEUTRAL	0- 0	0- 0	0- 0				
2- 6	0- 1	0- 0	NON-CONFERENCE	0- 1	1- 0	1- 4				
1- 0	0- 0	0- 0	HOME	0- 0	1- 0	0- 0				
1- 6	0- 1	0- 0	AWAY	0- 1	0- 0	1- 4				
0- 0	0- 0	0- 0	NEUTRAL	0- 0	0- 0	0- 0				
7- 7	0- 0	0- 0	CONFERENCE	1- 1	0- 1	6- 5				
4- 3	0- 0	0- 0	HOME	1- 0	0- 0	3- 3				
3- 4	0- 0	0- 0	AWAY	0- 1	0- 1	3- 2				
0- 0	0- 0	0- 0	NEUTRAL	0- 0	0- 0	0- 0				

RPI 1-25				RPI 26-50				RPI 51-100				RPI 101+ Team's RPI: 237			
RPI	S	Opponent	Score	RPI	S	Opponent	Score	RPI	S	Opponent	Score	RPI	S	Opponent	Score
22	A	LSU	52 62					76	A	Alabama	50 87	124	A	Abilene Christian	53 61
								89	A	SFA	51 77	136	H	Jackson St.	63 59
								98	H	A&M-Corpus Christi	48 44	151	A	Sam Houston St.	75 81
												151	H	Sam Houston St.	69 84
												153	H	New Orleans	73 57
												169	A	Houston	65 78
												202	A	Louisiana	50 60
												206	A	Southern Miss.	54 62
												219	H	Central Ark.	63 42
												244	A	Louisiana Tech	78 92
												267	H	Lamar University	57 65
												274	A	Nicholls St.	49 54
												274	H	Nicholls St.	65 67
												286	H	Incarinate Word	58 44
												319	A	Houston Baptist	69 59
												337	A	Northwestern St.	72 56
												341	A	McNeese	74 67
												350	A	La.-Monroe	65 52
LAST 10 Division I															
274	A	Nicholls St.	49 54	337	A	Northwestern St.	72 56								
151	A	Sam Houston St.	75 81	341	A	McNeese	74 67								
286	H	Incarinate Word	58 44	124	A	Abilene Christian	53 61								
153	H	New Orleans	73 57	274	H	Nicholls St.	65 67								
219	H	Central Ark.	63 42	151	H	Sam Houston St.	69 84								

Non-Div I Games: LSU-Alexandria 89 67

Southeastern La.

■ Loss,
 ■ Non-Conf, S Site,
 ■ Home
 ■ Away
 N Neutral

Average RPI Win:	165	WON-LOST	WINNING	LAST 10	STRENGTH OF	OPP. STRENGTH	TEAM	ADJ.	CONF.	ADJ CONF.
Average RPI Loss:	60	RECORD	PCT. RANK	GAMES	SCHEDULE	OF SCHEDULE	RPI	RPI	RPI	RPI
DIV. I ONLY	13- 11	153	5-5	31	44	72	72	1	1	
DIV. I NON-CONF.	8- 3	68	0	204	175	107	107	1	1	
TOTALS	RPI 1-25	RPI 26-50	W-L RECORDS	RPI 51-100	RPI 101-150	RPI 150+				
13- 11	2- 5	1- 2	OVERALL	2- 3	2- 0	6- 1				
9- 3	2- 2	1- 1	HOME	1- 0	1- 0	4- 0				
3- 7	0- 3	0- 1	AWAY	0- 2	1- 0	2- 1				
1- 1	0- 0	0- 0	NEUTRAL	1- 1	0- 0	0- 0				
8- 3	0- 1	1- 0	NON-CONFERENCE	1- 1	0- 0	6- 1				
5- 1	0- 1	1- 0	HOME	0- 0	0- 0	4- 0				
2- 1	0- 0	0- 0	AWAY	0- 0	0- 0	2- 1				
1- 1	0- 0	0- 0	NEUTRAL	1- 1	0- 0	0- 0				
5- 8	2- 4	0- 2	CONFERENCE	1- 2	2- 0	0- 0				
4- 2	2- 1	0- 1	HOME	1- 0	1- 0	0- 0				
1- 6	0- 3	0- 1	AWAY	0- 2	1- 0	0- 0				
0- 0	0- 0	0- 0	NEUTRAL	0- 0	0- 0	0- 0				

RPI 1-25				RPI 26-50				RPI 51-100				Team's RPI: 72	RPI 101+			
RPI	S	Opponent	Score	RPI	S	Opponent	Score	RPI	S	Opponent	Score		RPI	S	Opponent	Score
10	A	UCLA	59 83	27	A	Arizona St.	75 76	73	A	Colorado	53 66		133	H	Washington	81 78
10	H	UCLA	70 68	27	H	Arizona St.	54 63	76	N	Alabama	60 57		141	A	California	75 67
11	A	Stanford	59 79	50	H	Virginia	59 49	82	N	Nebraska	54 67		195	H	UNLV	75 54
15	H	Oregon St.	72 66					99	A	Utah	65 67		252	H	Nevada	50 47
16	H	Texas A&M	64 74					100	H	Washington St.	74 63		266	A	UC Santa Barbara	46 57
23	A	Arizona	57 73										275	H	Long Beach St.	57 40
23	H	Arizona	57 65										281	A	UC Riverside	76 59
													296	A	CSUN	69 53
													318	H	UTRGV	80 43
LAST 10 Division I																
15	H	Oregon St.	72 66	133	H	Washington	81 78									
11	A	Stanford	59 79	100	H	Washington St.	74 63									
141	A	California	75 67	10	H	UCLA	70 68									
23	A	Arizona	57 73	99	A	Utah	65 67									
27	A	Arizona St.	75 76	73	A	Colorado	53 66									

Non-Div I Games:

Southern California

■ Loss,
 ■ Non-Conf,
 ■ S Site,
 ■ H Home
 ■ A Away
 N Neutral

Average RPI Win:	176	WON-LOST	WINNING	LAST 10	STRENGTH OF	OPP. STRENGTH	TEAM	ADJ.	CONF.	ADJ CONF.
Average RPI Loss:	78	RECORD	PCT. RANK	GAMES	SCHEDULE	OF SCHEDULE	RPI	RPI	RPI	RPI
DIV. I ONLY	13- 10	133	4-6	53	120	81	81	7	7	
DIV. I NON-CONF.	8- 3	68	0	116	276	64	64	7	7	
TOTALS	RPI 1-25	RPI 26-50	W-L RECORDS	RPI 51-100	RPI 101-150	RPI 150+				
13- 10	1- 1	1- 2	OVERALL	2- 4	0- 2	9- 1				
6- 4	1- 0	1- 1	HOME	2- 2	0- 0	2- 1				
6- 6	0- 1	0- 1	AWAY	0- 2	0- 2	6- 0				
1- 0	0- 0	0- 0	NEUTRAL	0- 0	0- 0	1- 0				
8- 3	0- 0	0- 0	NON-CONFERENCE	2- 1	0- 1	6- 1				
4- 1	0- 0	0- 0	HOME	2- 0	0- 0	2- 1				
3- 2	0- 0	0- 0	AWAY	0- 1	0- 1	3- 0				
1- 0	0- 0	0- 0	NEUTRAL	0- 0	0- 0	1- 0				
5- 7	1- 1	1- 2	CONFERENCE	0- 3	0- 1	3- 0				
2- 3	1- 0	1- 1	HOME	0- 2	0- 0	0- 0				
3- 4	0- 1	0- 1	AWAY	0- 1	0- 1	3- 0				
0- 0	0- 0	0- 0	NEUTRAL	0- 0	0- 0	0- 0				

RPI	S	Opponent	Score	RPI	S	Opponent	Score	RPI	S	Opponent	Score	RPI	S	Opponent	Score
5	A	Missouri St.	57 88	33	A	Drake	76 91	52	A	IUPUI	78 81	125	A	Southeast Mo. St.	65 79
5	H	Missouri St.	70 68	33	H	Drake	65 73	65	H	UT Martin	70 59	135	A	Loyola Chicago	49 51
				38	H	Bradley	64 50	71	H	Illinois St.	54 62	173	A	Eastern Mich.	85 54
								74	A	UNI	66 71	174	A	Valparaiso	67 51
								74	H	UNI	57 60	177	H	Memphis	66 70
								95	H	Saint Louis	61 53	179	A	Northern Ill.	80 61
												193	N	Western Ill.	79 65
												198	H	Tennessee Tech	76 65
												238	H	Murray St.	76 66
												277	A	Indiana St.	78 55
												324	A	Evansville	70 57
												333	A	SIUE	103 67
LAST 10 Division I															
5	A	Missouri St.	57 88	277	A	Indiana St.	78 55								
74	A	UNI	66 71	324	A	Evansville	70 57								
33	A	Drake	76 91	5	H	Missouri St.	70 68								
38	H	Bradley	64 50	33	H	Drake	65 73								
71	H	Illinois St.	54 62	74	H	UNI	57 60								

Non-Div I Games:

Southern Ill.

■ Loss,
 ■ Non-Conf,
 ■ S Site,
 ■ H Home
 ■ A Away
 N Neutral

Average RPI Win:	260	WON-LOST	WINNING	LAST 10	STRENGTH OF	OPP. STRENGTH	TEAM	ADJ.	CONF.	ADJ CONF.
Average RPI Loss:	107	RECORD	PCT. RANK	GAMES	SCHEDULE	OF SCHEDULE	RPI	RPI	RPI	RPI
DIV. I ONLY	11- 11	176	3-7	206	159	206	206	13	13	
DIV. I NON-CONF.	6- 3	90	0	297	264	190	190	15	15	
TOTALS	RPI 1-25	RPI 26-50	W-L RECORDS	RPI 51-100	RPI 101-150	RPI 150+				
11- 11	0- 1	0- 2	OVERALL	0- 3	1- 2	10- 3				
7- 6	0- 0	0- 1	HOME	0- 1	1- 2	6- 2				
4- 5	0- 1	0- 1	AWAY	0- 2	0- 0	4- 1				
0- 0	0- 0	0- 0	NEUTRAL	0- 0	0- 0	0- 0				
6- 3	0- 1	0- 0	NON-CONFERENCE	0- 0	1- 1	5- 1				
5- 1	0- 0	0- 0	HOME	0- 0	1- 1	4- 0				
1- 2	0- 1	0- 0	AWAY	0- 0	0- 0	1- 1				
0- 0	0- 0	0- 0	NEUTRAL	0- 0	0- 0	0- 0				
5- 8	0- 0	0- 2	CONFERENCE	0- 3	0- 1	5- 2				
2- 5	0- 0	0- 1	HOME	0- 1	0- 1	2- 2				
3- 3	0- 0	0- 1	AWAY	0- 2	0- 0	3- 0				
0- 0	0- 0	0- 0	NEUTRAL	0- 0	0- 0	0- 0				

RPI 1-25				RPI 26-50				RPI 51-100				RPI 101+				Team's RPI: 206
RPI	S	Opponent	Score	RPI	S	Opponent	Score	RPI	S	Opponent	Score	RPI	S	Opponent	Score	
9	A	Mississippi St.	58 91	28	A	Old Dominion	50 67	56	H	Middle Tenn.	69 77	118	H	VCU	51 39	
				31	H	Western Ky.	65 81	70	A	Charlotte	59 63	127	H	UAB	68 74	
								85	A	Rice	64 75	149	H	Tulane	58 62	
												169	A	Houston	60 75	
												192	A	Fla. Atlantic	71 67	
												216	H	UTEP	72 89	
												237	H	Southeastern La.	62 54	
												239	H	South Alabama	62 55	
												240	H	Marshall	65 80	
												244	H	Louisiana Tech	66 60	
												253	A	North Texas	65 57	
												282	H	Ole Miss	59 53	
												295	A	FIU	58 53	
												303	H	UTSA	82 65	
												350	A	La.-Monroe	57 42	
												351	H	Mississippi Val.	84 80	
LAST 10 Division I																
295	A	FIU	58 53	28	A	Old Dominion	50 67									
192	A	Fla. Atlantic	71 67	56	H	Middle Tenn.	69 77									
31	H	Western Ky.	65 81	127	H	UAB	68 74									
240	H	Marshall	65 80	85	A	Rice	64 75									
70	A	Charlotte	59 63	253	A	North Texas	65 57									

Non-Div I Games: Faulkner 71 59 William Carey 77 47

Southern Miss.

Loss, Non-Conf, S Site, H Home A Away N Neutral

Average RPI Win:	326	WON-LOST	WINNING	LAST 10	STRENGTH OF	OPP. STRENGTH	TEAM	ADJ.	CONF.	ADJ CONF.
Average RPI Loss:	104	RECORD	PCT. RANK	GAMES	SCHEDULE	OF SCHEDULE	RPI	RPI	RPI	RPI
DIV. I ONLY	9- 12	226	8-2	294	255	243	243	32	32	
DIV. I NON-CONF.	0- 9	338	0	58	11	283	283	31	31	
TOTALS	RPI 1-25	RPI 26-50	W-L RECORDS	RPI 51-100	RPI 101-150	RPI 150+				
9- 12	0- 0	0- 3	OVERALL	0- 4	0- 3	9- 2				
5- 1	0- 0	0- 0	HOME	0- 0	0- 1	5- 0				
4- 9	0- 0	0- 3	AWAY	0- 3	0- 2	4- 1				
0- 2	0- 0	0- 0	NEUTRAL	0- 1	0- 0	0- 1				
0- 9	0- 0	0- 3	NON-CONFERENCE	0- 4	0- 0	0- 2				
0- 0	0- 0	0- 0	HOME	0- 0	0- 0	0- 0				
0- 7	0- 0	0- 3	AWAY	0- 3	0- 0	0- 1				
0- 2	0- 0	0- 0	NEUTRAL	0- 1	0- 0	0- 1				
9- 3	0- 0	0- 0	CONFERENCE	0- 0	0- 3	9- 0				
5- 1	0- 0	0- 0	HOME	0- 0	0- 1	5- 0				
4- 2	0- 0	0- 0	AWAY	0- 0	0- 2	4- 0				
0- 0	0- 0	0- 0	NEUTRAL	0- 0	0- 0	0- 0				

RPI 1-25				RPI 26-50				RPI 51-100				RPI 101+				Team's RPI: 243	
RPI	S	Opponent	Score	RPI	S	Opponent	Score	RPI	S	Opponent	Score	RPI	S	Opponent	Score		
				42	A	Texas	39 93	51	A	Rutgers	58 78	128	A	Texas Southern	56 61		
				43	A	Iowa St.	36 69	82	A	Nebraska	39 73	136	A	Jackson St.	57 60		
				46	A	Oklahoma St.	59 72	93	A	Fordham	52 65	136	H	Jackson St.	51 72		
								100	N	Washington St.	54 69	158	A	Wichita St.	63 69		
												228	N	UNC Asheville	34 53		
												270	H	Alabama A&M	55 46		
												297	A	Prairie View	68 48		
												325	H	Alabama St.	69 47		
												328	H	Alcorn	74 57		
												335	A	Ark.-Pine Bluff	70 43		
												335	H	Ark.-Pine Bluff	85 61		
												346	A	Grambling	70 51		
												346	H	Grambling	81 57		
												351	A	Mississippi Val.	84 54		
LAST 10 Division I																	
				335	H	Ark.-Pine Bluff	85 61	325	H	Alabama St.	69 47						
				136	A	Jackson St.	57 60	351	A	Mississippi Val.	84 54						
				346	A	Grambling	70 51	335	A	Ark.-Pine Bluff	70 43						
				328	H	Alcorn	74 57	136	H	Jackson St.	51 72						
				270	H	Alabama A&M	55 46	346	H	Grambling	81 57						

Non-Div I Games: Tougaloo 100 39 Wiley 78 55

Southern U.

■ Loss,
 ■ Non-Conf,
 ■ S Site,
 ■ Home
 ■ A Away
 N Neutral

Southern Utah

Through Games Of Feb. 15, 2020

Average RPI Win:	245	WON-LOST	WINNING	LAST 10	STRENGTH OF	OPP. STRENGTH	TEAM	ADJ.	CONF.	ADJ CONF.
Average RPI Loss:	181	RECORD	PCT. RANK	GAMES	SCHEDULE	OF SCHEDULE	RPI	RPI	RPI	RPI
DIV. I ONLY	13- 10	133	5-5	261	260	184	184	18	18	
DIV. I NON-CONF.	6- 3	90	0	222	307	115	115	17	17	
TOTALS	RPI 1-25	RPI 26-50	W-L RECORDS	RPI 51-100	RPI 101-150	RPI 150+				
13- 10	0- 1	0- 0	OVERALL	0- 1	0- 1	13- 7				
9- 2	0- 0	0- 0	HOME	0- 0	0- 1	9- 1				
4- 8	0- 1	0- 0	AWAY	0- 1	0- 0	4- 6				
0- 0	0- 0	0- 0	NEUTRAL	0- 0	0- 0	0- 0				
6- 3	0- 1	0- 0	NON-CONFERENCE	0- 0	0- 0	6- 2				
5- 0	0- 0	0- 0	HOME	0- 0	0- 0	5- 0				
1- 3	0- 1	0- 0	AWAY	0- 0	0- 0	1- 2				
0- 0	0- 0	0- 0	NEUTRAL	0- 0	0- 0	0- 0				
7- 7	0- 0	0- 0	CONFERENCE	0- 1	0- 1	7- 5				
4- 2	0- 0	0- 0	HOME	0- 0	0- 1	4- 1				
3- 5	0- 0	0- 0	AWAY	0- 1	0- 0	3- 4				
0- 0	0- 0	0- 0	NEUTRAL	0- 0	0- 0	0- 0				

RPI 1-25			RPI 26-50			RPI 51-100			RPI 101+ Team's RPI: 184		
RPI	S	Opponent	Score	RPI	S	Opponent	Score	RPI	S	Opponent	Score
15	A	Oregon St.	45 95					86	A	Montana St.	65 91
								122	H	Idaho	56 71
								163	A	Northern Ariz.	76 84
								163	H	Northern Ariz.	82 64
								171	A	Montana	74 81
								182	A	Idaho St.	54 73
								182	H	Idaho St.	72 65
								195	H	UNLV	72 68
								213	H	Oral Roberts	72 58
								218	A	Grand Canyon	65 69
								220	A	Portland St.	81 72
								220	H	Portland St.	71 58
								222	A	Northern Colo.	68 55
								230	H	Cal St. Fullerton	79 63
								256	A	Denver	73 81
								281	H	UC Riverside	79 68
								298	A	Sacramento St.	82 87
								298	H	Sacramento St.	62 71
								302	H	UC Irvine	82 68
								306	H	Eastern Wash.	71 50
								320	A	Weber St.	87 71
								326	A	Utah Valley	71 58
LAST 10 Division I											
163	H	Northern Ariz.	82 64	320	A	Weber St.	87 71				
298	H	Sacramento St.	62 71	122	H	Idaho	56 71				
220	A	Portland St.	81 72	306	H	Eastern Wash.	71 50				
222	A	Northern Colo.	68 55	298	A	Sacramento St.	82 87				
182	A	Idaho St.	54 73	163	A	Northern Ariz.	76 84				

Non-Div I Games:

Southern Utah

■ Loss,
 ■ Non-Conf,
 ■ S Site,
 ■ Home
 ■ A Away
 N Neutral

Average RPI Win:	201	WON-LOST	WINNING	LAST 10	STRENGTH OF	OPP. STRENGTH	TEAM	ADJ.	CONF.	ADJ CONF.
Average RPI Loss:	148	RECORD	PCT. RANK	GAMES	SCHEDULE	OF SCHEDULE	RPI	RPI	RPI	RPI
DIV. I ONLY	7- 18	295	4-6	164	158	289	289	12	12	
DIV. I NON-CONF.	3- 10	282	0	187	263	308	308	12	12	
TOTALS	RPI 1-25	RPI 26-50	W-L RECORDS	RPI 51-100	RPI 101-150	RPI 150+				
7- 18	0- 0	0- 0	OVERALL	0- 4	1- 6	6- 8				
6- 7	0- 0	0- 0	HOME	0- 1	1- 2	5- 4				
0- 10	0- 0	0- 0	AWAY	0- 3	0- 4	0- 3				
1- 1	0- 0	0- 0	NEUTRAL	0- 0	0- 0	1- 1				
3- 10	0- 0	0- 0	NON-CONFERENCE	0- 2	0- 2	3- 6				
2- 5	0- 0	0- 0	HOME	0- 1	0- 1	2- 3				
0- 4	0- 0	0- 0	AWAY	0- 1	0- 1	0- 2				
1- 1	0- 0	0- 0	NEUTRAL	0- 0	0- 0	1- 1				
4- 8	0- 0	0- 0	CONFERENCE	0- 2	1- 4	3- 2				
4- 2	0- 0	0- 0	HOME	0- 0	1- 1	3- 1				
0- 6	0- 0	0- 0	AWAY	0- 2	0- 3	0- 1				
0- 0	0- 0	0- 0	NEUTRAL	0- 0	0- 0	0- 0				

RPI 1-25				RPI 26-50				RPI 51-100				RPI 101+				Team's RPI: 289	
RPI	S	Opponent	Score	RPI	S	Opponent	Score	RPI	S	Opponent	Score	RPI	S	Opponent	Score		
								57	H	St. John's (NY)	56	68	104	A	Kent St.	58	81
								77	A	Bucknell	60	68	110	A	Richmond	59	63
								93	A	Fordham	53	79	111	A	Duquesne	39	58
								95	A	Saint Louis	51	72	118	A	VCU	47	56
													121	H	Davidson	68	56
													131	H	Buffalo	36	46
													147	H	Massachusetts	52	62
													155	H	George Washington	59	55
													157	N	Saint Mary's (CA)	57	72
													162	H	Cornell	42	70
													167	N	Wright St.	57	56
													168	A	Binghamton	67	78
													172	H	Rhode Island	64	59
													180	A	La Salle	61	67
													187	H	Akron	54	63
													203	H	Cleveland St.	62	65
													229	H	Saint Joseph's	60	61
													231	H	George Mason	62	47
													269	H	Niagara	71	67
													290	H	Oakland	80	66
													338	A	Canisius	82	84
LAST 10 Division I																	
				118	A	VCU	47	56		172	H	Rhode Island	64	59			
				121	H	Davidson	68	56		229	H	Saint Joseph's	60	61			
				155	H	George Washington	59	55		180	A	La Salle	61	67			
				110	A	Richmond	59	63		95	A	Saint Louis	51	72			
				111	A	Duquesne	39	58		231	H	George Mason	62	47			

Non-Div I Games:

St. Bonaventure

St. Francis Brooklyn

Through Games Of Feb. 15, 2020

Average RPI Win:	308	WON-LOST	WINNING	LAST 10	STRENGTH OF	OPP. STRENGTH	TEAM	ADJ.	CONF.	ADJ CONF.
Average RPI Loss:	187	RECORD	PCT. RANK	GAMES	SCHEDULE	OF SCHEDULE	RPI	RPI	RPI	RPI
DIV. I ONLY	6- 17	304	2-8	229	326	308	308	30	30	
DIV. I NON-CONF.	3- 7	252	0	165	228	252	252	30	30	
TOTALS	RPI 1-25	RPI 26-50	W-L RECORDS	RPI 51-100	RPI 101-150	RPI 150+				
6- 17	0- 1	0- 1	OVERALL	0- 2	0- 3	6- 10				
4- 5	0- 0	0- 0	HOME	0- 1	0- 1	4- 3				
2- 10	0- 1	0- 1	AWAY	0- 1	0- 1	2- 6				
0- 2	0- 0	0- 0	NEUTRAL	0- 0	0- 1	0- 1				
3- 7	0- 1	0- 1	NON-CONFERENCE	0- 2	0- 1	3- 2				
2- 1	0- 0	0- 0	HOME	0- 1	0- 0	2- 0				
1- 4	0- 1	0- 1	AWAY	0- 1	0- 0	1- 1				
0- 2	0- 0	0- 0	NEUTRAL	0- 0	0- 1	0- 1				
3- 10	0- 0	0- 0	CONFERENCE	0- 0	0- 2	3- 8				
2- 4	0- 0	0- 0	HOME	0- 0	0- 1	2- 3				
1- 6	0- 0	0- 0	AWAY	0- 0	0- 1	1- 5				
0- 0	0- 0	0- 0	NEUTRAL	0- 0	0- 0	0- 0				

RPI 1-25				RPI 26-50				RPI 51-100				RPI 101+ Team's RPI: 308			
RPI	S	Opponent	Score	RPI	S	Opponent	Score	RPI	S	Opponent	Score	RPI	S	Opponent	Score
18	A	Princeton	44 76	37	A	Marquette	71 92	66	H	Stony Brook	73 86	117	N	Pacific	62 71
								75	A	Boston College	69 106	132	A	Robert Morris	44 69
												132	H	Robert Morris	59 70
												183	A	Mt. St. Mary's	60 69
												183	H	Mt. St. Mary's	62 67
												197	A	Merrimack	54 80
												247	H	Loyola Maryland	89 78
												250	A	Saint Francis (PA)	72 82
												250	H	Saint Francis (PA)	59 67
												283	A	Wagner	66 74
												300	N	Ga. Southern	47 78
												301	H	Army West Point	70 64
												305	H	Sacred Heart	71 70
												314	A	Albany (NY)	49 41
												315	A	Bryant	59 78
												322	H	Fairleigh Dickinson	57 62
												327	A	NJIT	69 88
												339	A	LIU Brooklyn	71 54
												339	H	LIU Brooklyn	88 63
LAST 10 Division I															
339	A	LIU Brooklyn	71 54	132	H	Robert Morris	59 70								
315	A	Bryant	59 78	250	H	Saint Francis (PA)	59 67								
183	H	Mt. St. Mary's	62 67	183	A	Mt. St. Mary's	60 69								
197	A	Merrimack	54 80	283	A	Wagner	66 74								
305	H	Sacred Heart	71 70	132	A	Robert Morris	44 69								

Non-Div I Games: East Stroudsburg 84 62

St. Francis Brooklyn

■ Loss,
 ■ Non-Conf,
 ■ S Site,
 ■ Home
 ■ A Away
 N Neutral

Average RPI Win:	164	WON-LOST	WINNING	LAST 10	STRENGTH OF	OPP. STRENGTH	TEAM	ADJ.	CONF.	ADJ CONF.
Average RPI Loss:	61	RECORD	PCT. RANK	GAMES	SCHEDULE	OF SCHEDULE	RPI	RPI	RPI	RPI
DIV. I ONLY	15- 10	113	5-5	49	79	57	57	6	6	
DIV. I NON-CONF.	7- 4	100	0	60	185	54	54	6	6	
TOTALS	RPI 1-25	RPI 26-50	W-L RECORDS	RPI 51-100	RPI 101-150	RPI 150+				
15- 10	0- 3	2- 3	OVERALL	3- 3	3- 0	7- 1				
8- 3	0- 1	1- 1	HOME	0- 1	3- 0	4- 0				
7- 6	0- 2	1- 2	AWAY	3- 1	0- 0	3- 1				
0- 1	0- 0	0- 0	NEUTRAL	0- 1	0- 0	0- 0				
7- 4	0- 1	0- 1	NON-CONFERENCE	1- 1	2- 0	4- 1				
5- 0	0- 0	0- 0	HOME	0- 0	2- 0	3- 0				
2- 3	0- 1	0- 1	AWAY	1- 0	0- 0	1- 1				
0- 1	0- 0	0- 0	NEUTRAL	0- 1	0- 0	0- 0				
8- 6	0- 2	2- 2	CONFERENCE	2- 2	1- 0	3- 0				
3- 3	0- 1	1- 1	HOME	0- 1	1- 0	1- 0				
5- 3	0- 1	1- 1	AWAY	2- 1	0- 0	2- 0				
0- 0	0- 0	0- 0	NEUTRAL	0- 0	0- 0	0- 0				

RPI 1-25				RPI 26-50				RPI 51-100 Team's RPI: 57				RPI 101+			
RPI	S	Opponent	Score	RPI	S	Opponent	Score	RPI	S	Opponent	Score	RPI	S	Opponent	Score
19	A	DePaul	69 74	37	A	Marquette	85 94	52	N	IUPUI	78 85	112	H	Wake Forest	82 74
19	H	DePaul	65 71	37	H	Marquette	57 67	55	A	Yale	80 66	147	H	Massachusetts	82 71
24	A	Florida St.	70 74	40	A	James Madison	73 76	68	A	Seton Hall	82 66	148	H	Providence	64 58
				41	A	Creighton	77 70	92	A	Butler	67 42	185	H	Lafayette	76 44
				41	H	Creighton	63 58	94	A	Villanova	64 66	195	A	UNLV	75 79
								94	H	Villanova	62 67	236	H	Fairfield	71 69
												242	A	Georgetown	74 68
												242	H	Georgetown	71 54
												260	A	Xavier	75 67
												289	A	St. Bonaventure	68 56
												301	H	Army West Point	96 60
LAST 10 Division I															
				41	A	Creighton	77 70	68	A	Seton Hall	82 66				
				37	H	Marquette	57 67	41	H	Creighton	63 58				
				19	H	DePaul	65 71	148	H	Providence	64 58				
				242	A	Georgetown	74 68	19	A	DePaul	69 74				
				94	A	Villanova	64 66	37	A	Marquette	85 94				

Non-Div I Games:

St. John's (NY)

■ Loss,
 ■ Non-Conf,
 ■ S Site,
 ■ H Home
 ■ A Away
 N Neutral

Stanford

Through Games Of Feb. 15, 2020

Average RPI Win: 119	WON-LOST	WINNING	LAST 10	STRENGTH OF	OPP. STRENGTH	TEAM	ADJ.	CONF.	ADJ CONF.
Average RPI Loss: 18	RECORD	PCT. RANK	GAMES	SCHEDULE	OF SCHEDULE	RPI	RPI	RPI	RPI
DIV. I ONLY	22- 3	11	8-2	36	3	11	11	1	1
DIV. I NON-CONF.	11- 1	13	0	53	25	8	8	1	1
TOTALS	RPI 1-25	RPI 26-50	W-L RECORDS	RPI 51-100	RPI 101-150	RPI 150+			
22- 3	4- 2	1- 1	OVERALL	7- 0	5- 0	5- 0			
13- 1	2- 1	1- 0	HOME	4- 0	3- 0	3- 0			
6- 2	1- 1	0- 1	AWAY	2- 0	2- 0	1- 0			
3- 0	1- 0	0- 0	NEUTRAL	1- 0	0- 0	1- 0			
11- 1	3- 0	1- 1	NON-CONFERENCE	1- 0	1- 0	5- 0			
7- 0	2- 0	1- 0	HOME	0- 0	1- 0	3- 0			
1- 1	0- 0	0- 1	AWAY	0- 0	0- 0	1- 0			
3- 0	1- 0	0- 0	NEUTRAL	1- 0	0- 0	1- 0			
11- 2	1- 2	0- 0	CONFERENCE	6- 0	4- 0	0- 0			
6- 1	0- 1	0- 0	HOME	4- 0	2- 0	0- 0			
5- 1	1- 1	0- 0	AWAY	2- 0	2- 0	0- 0			
0- 0	0- 0	0- 0	NEUTRAL	0- 0	0- 0	0- 0			

RPI	S	Opponent	Score	RPI	S	Opponent	Score	RPI	S	Opponent	Score	RPI	S	Opponent	Score
1	A	Oregon	55 87	42	A	Texas	64 69	72	H	Southern California	79 59	131	H	Buffalo	88 69
9	N	Mississippi St.	67 62	48	H	Tennessee	78 51	73	H	Colorado	76 68	133	A	Washington	58 41
10	H	UCLA	69 79					78	N	Syracuse	77 59	133	H	Washington	77 56
13	H	Gonzaga	76 70					99	A	Utah	97 64	141	A	California	79 65
15	A	Oregon St.	61 58					99	H	Utah	82 49	141	H	California	73 40
25	H	Ohio St.	71 52					100	A	Washington St.	71 49	160	H	UC Davis	67 55
								100	H	Washington St.	77 58	222	H	Northern Colo.	90 36
												235	A	San Francisco	97 71
												288	N	California Baptist	83 78
												306	H	Eastern Wash.	92 27
LAST 10 Division I															
99	A	Utah	97 64	99	H	Utah	82 49								
72	H	Southern California	79 59	73	H	Colorado	76 68								
10	H	UCLA	69 79	15	A	Oregon St.	61 58								
100	A	Washington St.	71 49	1	A	Oregon	55 87								
133	A	Washington	58 41	141	A	California	79 65								

Non-Div I Games:

Stanford

■ Loss,
 ■ Non-Conf,
 ■ S Site,
 ■ H Home
 ■ A Away
 N Neutral

Average RPI Win:	253	WON-LOST	WINNING	LAST 10	STRENGTH OF	OPP. STRENGTH	TEAM	ADJ.	CONF.	ADJ CONF.
Average RPI Loss:	119	RECORD	PCT. RANK	GAMES	SCHEDULE	OF SCHEDULE	RPI	RPI	RPI	RPI
DIV. I ONLY	7- 14	263	3-7	128	161	224	224	16	16	
DIV. I NON-CONF.	3- 7	252	0	119	191	228	228	14	14	
TOTALS	RPI 1-25	RPI 26-50	W-L RECORDS	RPI 51-100	RPI 101-150	RPI 150+				
7- 14	0- 0	0- 5	OVERALL	0- 1	1- 3	6- 5				
3- 6	0- 0	0- 1	HOME	0- 0	0- 3	3- 2				
4- 7	0- 0	0- 4	AWAY	0- 1	1- 0	3- 2				
0- 1	0- 0	0- 0	NEUTRAL	0- 0	0- 0	0- 1				
3- 7	0- 0	0- 3	NON-CONFERENCE	0- 1	0- 2	3- 1				
2- 2	0- 0	0- 0	HOME	0- 0	0- 2	2- 0				
1- 4	0- 0	0- 3	AWAY	0- 1	0- 0	1- 0				
0- 1	0- 0	0- 0	NEUTRAL	0- 0	0- 0	0- 1				
4- 7	0- 0	0- 2	CONFERENCE	0- 0	1- 1	3- 4				
1- 4	0- 0	0- 1	HOME	0- 0	0- 1	1- 2				
3- 3	0- 0	0- 1	AWAY	0- 0	1- 0	2- 2				
0- 0	0- 0	0- 0	NEUTRAL	0- 0	0- 0	0- 0				

RPI 1-25				RPI 26-50				RPI 51-100				RPI 101+				Team's RPI: 224	
RPI	S	Opponent	Score	RPI	S	Opponent	Score	RPI	S	Opponent	Score	RPI	S	Opponent	Score		
				26	A	Kentucky	48 67	64	A	Penn	41 81	102	A	North Florida	60 52		
				29	A	FGCU	54 67					105	H	Liberty	48 57		
				29	H	FGCU	47 89					113	H	Holy Cross	63 75		
				44	A	UCF	40 66					126	H	Bethune-Cookman	55 59		
				48	A	Tennessee	46 73					156	A	North Ala.	57 68		
												191	A	Jacksonville	52 57		
												217	A	Kennesaw St.	67 61		
												217	H	Kennesaw St.	67 70		
												246	H	Tulsa	66 60		
												250	N	Saint Francis (PA)	73 78		
												268	A	Lipscomb	48 34		
												268	H	Lipscomb	59 65		
												273	A	Morehead St.	58 55		
												327	H	NJIT	72 49		
												338	H	Canisius	68 52		
LAST 10 Division I																	
				217	H	Kennesaw St.	67 70	105	H	Liberty	48 57						
				29	A	FGCU	54 67	156	A	North Ala.	57 68						
				102	A	North Florida	60 52	191	A	Jacksonville	52 57						
				268	A	Lipscomb	48 34	29	H	FGCU	47 89						
				327	H	NJIT	72 49	268	H	Lipscomb	59 65						

Non-Div I Games: Palm Beach Atl. 77 46 Trinity Baptist 116 40 Fla. National 80 37

Stetson

Stony Brook

Through Games Of Feb. 15, 2020

Average RPI Win:	255	WON-LOST	WINNING	LAST 10	STRENGTH OF	OPP. STRENGTH	TEAM	ADJ.	CONF.	ADJ CONF.
Average RPI Loss:	36	RECORD	PCT. RANK	GAMES	SCHEDULE	OF SCHEDULE	RPI	RPI	RPI	RPI
DIV. I ONLY	23- 1	2	10-0	320	288	66	66	27	27	
DIV. I NON-CONF.	11- 1	13	0	319	249	84	84	27	27	
TOTALS	RPI 1-25	RPI 26-50	W-L RECORDS	RPI 51-100	RPI 101-150	RPI 150+				
23- 1	0- 0	0- 1	OVERALL	1- 0	0- 0	22- 0				
11- 0	0- 0	0- 0	HOME	1- 0	0- 0	10- 0				
10- 1	0- 0	0- 1	AWAY	0- 0	0- 0	10- 0				
2- 0	0- 0	0- 0	NEUTRAL	0- 0	0- 0	2- 0				
11- 1	0- 0	0- 1	NON-CONFERENCE	1- 0	0- 0	10- 0				
4- 0	0- 0	0- 0	HOME	1- 0	0- 0	3- 0				
5- 1	0- 0	0- 1	AWAY	0- 0	0- 0	5- 0				
2- 0	0- 0	0- 0	NEUTRAL	0- 0	0- 0	2- 0				
12- 0	0- 0	0- 0	CONFERENCE	0- 0	0- 0	12- 0				
7- 0	0- 0	0- 0	HOME	0- 0	0- 0	7- 0				
5- 0	0- 0	0- 0	AWAY	0- 0	0- 0	5- 0				
0- 0	0- 0	0- 0	NEUTRAL	0- 0	0- 0	0- 0				

RPI S	Opponent	Score	RPI S	Opponent	Score	RPI S	Opponent	Score	RPI S	Opponent	Score
36	A Arkansas	58 88	77	H Bucknell	78 73	152	N Western Mich.	50 47	168	A Binghamton	67 60
						168	H Binghamton	58 54	207	H Maine	73 69
						221	H Manhattan	59 54	227	H Iona	59 40
						234	A UMass Lowell	89 69	234	H UMass Lowell	60 41
						251	N Morgan St.	63 56	262	A New Hampshire	53 44
						262	H New Hampshire	52 50	283	A Wagner	66 45
						287	A Pittsburgh	59 56	293	H Vermont	67 49
						299	A UMBC	66 49	299	H UMBC	57 45
						305	H Sacred Heart	54 50	308	A St. Francis Brooklyn	86 73
						314	A Albany (NY)	73 53	321	A Hofstra	81 38
						339	A LIU Brooklyn	80 49	347	H Hartford	66 55
LAST 10 Division I											
168	H Binghamton	58 54	168	A Binghamton	67 60						
262	H New Hampshire	52 50	314	A Albany (NY)	73 53						
234	A UMass Lowell	89 69	347	H Hartford	66 55						
299	A UMBC	66 49	262	A New Hampshire	53 44						
234	H UMass Lowell	60 41	293	H Vermont	67 49						

Non-Div I Games: Molloy 66 49

Stony Brook

Loss, Non-Conf, S Site, H Home A Away N Neutral

Average RPI Win:	144	WON-LOST	WINNING	LAST 10	STRENGTH OF	OPP. STRENGTH	TEAM	ADJ.	CONF.	ADJ CONF.
Average RPI Loss:	56	RECORD	PCT. RANK	GAMES	SCHEDULE	OF SCHEDULE	RPI	RPI	RPI	RPI
DIV. I ONLY	13- 11	153	5-5	38	15	78	78	5	5	
DIV. I NON-CONF.	6- 5	151	0	80	22	118	118	3	3	
TOTALS	RPI 1-25	RPI 26-50	W-L RECORDS	RPI 51-100	RPI 101-150	RPI 150+				
13- 11	2- 3	2- 3	OVERALL	3- 3	1- 2	5- 0				
8- 3	2- 1	2- 1	HOME	0- 1	1- 0	3- 0				
3- 5	0- 1	0- 2	AWAY	2- 1	0- 1	1- 0				
2- 3	0- 1	0- 0	NEUTRAL	1- 1	0- 1	1- 0				
6- 5	0- 2	1- 1	NON-CONFERENCE	1- 1	0- 1	4- 0				
4- 1	0- 1	1- 0	HOME	0- 0	0- 0	3- 0				
0- 1	0- 0	0- 1	AWAY	0- 0	0- 0	0- 0				
2- 3	0- 1	0- 0	NEUTRAL	1- 1	0- 1	1- 0				
7- 6	2- 1	1- 2	CONFERENCE	2- 2	1- 1	1- 0				
4- 2	2- 0	1- 1	HOME	0- 1	1- 0	0- 0				
3- 4	0- 1	0- 1	AWAY	2- 1	0- 1	1- 0				
0- 0	0- 0	0- 0	NEUTRAL	0- 0	0- 0	0- 0				

RPI 1-25				RPI 26-50				RPI 51-100 Team's RPI: 78				RPI 101+			
RPI	S	Opponent	Score	RPI	S	Opponent	Score	RPI	S	Opponent	Score	RPI	S	Opponent	Score
1	H	Oregon	64 81	30	H	Virginia Tech	67 65	53	N	West Virginia	69 71	112	A	Wake Forest	60 65
4	A	Louisville	58 62	32	A	Michigan	76 84	75	A	Boston College	89 79	114	H	Notre Dame	74 63
4	H	Louisville	59 51	35	H	Duke	58 88	88	A	Miami (FL)	62 77	139	N	Green Bay	73 79
11	N	Stanford	59 77	47	H	Ohio	66 54	90	H	Georgia Tech	64 82	169	N	Houston	87 62
24	H	Florida St.	90 89	50	A	Virginia	41 57	91	N	Michigan St.	77 63	287	A	Pittsburgh	69 51
								97	A	North Carolina	74 56	299	H	UMBC	82 48
												314	H	Albany (NY)	75 53
												317	H	UMES	65 50
LAST 10 Division I															
				97	A	North Carolina	74 56	112	A	Wake Forest	60 65				
				4	H	Louisville	59 51	35	H	Duke	58 88				
				75	A	Boston College	89 79	287	A	Pittsburgh	69 51				
				50	A	Virginia	41 57	90	H	Georgia Tech	64 82				
				30	H	Virginia Tech	67 65	88	A	Miami (FL)	62 77				

Non-Div I Games:

Syracuse

■ Loss,
 ■ Non-Conf,
 ■ S Site,
 ■ H Home
 ■ A Away
 N Neutral

Average RPI Win:	131	WON-LOST	WINNING	LAST 10	STRENGTH OF	OPP. STRENGTH	TEAM	ADJ.	CONF.	ADJ CONF.
Average RPI Loss:	47	RECORD	PCT. RANK	GAMES	SCHEDULE	OF SCHEDULE	RPI	RPI	RPI	RPI
DIV. I ONLY	17- 5	37	7-3	27	41	21	21	3	3	
DIV. I NON-CONF.	9- 2	37	0	131	78	39	39	4	4	
TOTALS	RPI 1-25	RPI 26-50	W-L RECORDS	RPI 51-100	RPI 101-150	RPI 150+				
17- 5	0- 3	5- 0	OVERALL	1- 1	6- 1	5- 0				
10- 2	0- 1	1- 0	HOME	1- 0	5- 1	3- 0				
7- 3	0- 2	4- 0	AWAY	0- 1	1- 0	2- 0				
0- 0	0- 0	0- 0	NEUTRAL	0- 0	0- 0	0- 0				
9- 2	0- 1	1- 0	NON-CONFERENCE	0- 1	3- 0	5- 0				
7- 0	0- 0	1- 0	HOME	0- 0	3- 0	3- 0				
2- 2	0- 1	0- 0	AWAY	0- 1	0- 0	2- 0				
0- 0	0- 0	0- 0	NEUTRAL	0- 0	0- 0	0- 0				
8- 3	0- 2	4- 0	CONFERENCE	1- 0	3- 1	0- 0				
3- 2	0- 1	0- 0	HOME	1- 0	2- 1	0- 0				
5- 1	0- 1	4- 0	AWAY	0- 0	1- 0	0- 0				
0- 0	0- 0	0- 0	NEUTRAL	0- 0	0- 0	0- 0				

RPI	S	Opponent	Score	RPI	S	Opponent	Score	RPI	S	Opponent	Score	RPI	S	Opponent	Score
6	A	Baylor	62 81	42	A	Texas	65 63	53	H	West Virginia	73 60	107	H	Kansas St.	65 61
6	H	Baylor	57 66	43	A	Iowa St.	77 74	56	A	Middle Tenn.	70 82	115	A	Kansas	87 74
16	A	Texas A&M	68 70	45	A	Oklahoma	82 63					115	H	Kansas	73 59
				46	A	Oklahoma St.	72 68					116	H	Boise St.	77 65
				47	H	Ohio	79 72					120	H	Auburn	80 65
												132	H	Robert Morris	66 61
												150	H	Texas Tech	76 80
												162	H	Cornell	59 49
												249	A	SMU	57 56
												259	H	Texas St.	79 52
												274	H	Nicholls St.	72 47
												301	A	Army West Point	66 52
LAST 10 Division I															
6	A	Baylor	62 81	6	H	Baylor	57 66								
115	A	Kansas	87 74	45	A	Oklahoma	82 63								
107	H	Kansas St.	65 61	43	A	Iowa St.	77 74								
46	A	Oklahoma St.	72 68	115	H	Kansas	73 59								
53	H	West Virginia	73 60	150	H	Texas Tech	76 80								

Non-Div I Games:

TCU

■ Loss,
 ■ Non-Conf,
 ■ S Site,
 ■ H Home
 ■ A Away
 N Neutral

Average RPI Win:	153	WON-LOST	WINNING	LAST 10	STRENGTH OF	OPP. STRENGTH	TEAM	ADJ.	CONF.	ADJ CONF.
Average RPI Loss:	87	RECORD	PCT. RANK	GAMES	SCHEDULE	OF SCHEDULE	RPI	RPI	RPI	RPI
DIV. I ONLY	14- 10	119	6-4	40	82	79	79	9	9	
DIV. I NON-CONF.	8- 5	117	1-0	34	91	63	63	9	9	
TOTALS	RPI 1-25	RPI 26-50	W-L RECORDS	RPI 51-100	RPI 101-150	RPI 150+				
14- 10	0- 2	1- 2	OVERALL	4- 3	1- 0	8- 3				
9- 4	0- 2	1- 1	HOME	3- 0	1- 0	4- 1				
5- 4	0- 0	0- 0	AWAY	1- 2	0- 0	4- 2				
0- 2	0- 0	0- 1	NEUTRAL	0- 1	0- 0	0- 0				
8- 5	0- 1	0- 2	NON-CONFERENCE	3- 1	1- 0	4- 1				
5- 2	0- 1	0- 1	HOME	2- 0	1- 0	2- 0				
3- 1	0- 0	0- 0	AWAY	1- 0	0- 0	2- 1				
0- 2	0- 0	0- 1	NEUTRAL	0- 1	0- 0	0- 0				
6- 5	0- 1	1- 0	CONFERENCE	1- 2	0- 0	4- 2				
4- 2	0- 1	1- 0	HOME	1- 0	0- 0	2- 1				
2- 3	0- 0	0- 0	AWAY	0- 2	0- 0	2- 1				
0- 0	0- 0	0- 0	NEUTRAL	0- 0	0- 0	0- 0				

RPI 1-25				RPI 26-50				RPI 51-100				RPI 101+			
RPI	S	Opponent	Score	RPI	S	Opponent	Score	RPI	S	Opponent	Score	RPI	S	Opponent	Score
2	H	South Carolina	71 78	29	H	FGCU	67 93	63	A	South Fla.	51 99	111	H	Duquesne	85 72
7	H	UConn	54 83	41	N	Creighton	59 69	63	H	South Fla.	69 66	158	A	Wichita St.	70 72
				44	H	UCF	67 65	64	H	Penn	76 72	158	H	Wichita St.	75 85
								77	A	Bucknell	72 61	169	A	Houston	61 58
								84	A	Cincinnati	81 86	169	H	Houston	76 75
								94	H	Villanova	74 69	178	A	Towson	74 59
								97	N	North Carolina	58 71	180	A	La Salle	72 69
												229	A	Saint Joseph's	63 67
												236	H	Fairfield	77 59
												246	A	Tulsa	74 65
												249	H	SMU	85 62
												260	H	Xavier	78 65
LAST 10 Division I															
169	H	Houston	76 75	64	H	Penn	76 72	158	A	Wichita St.	70 72				
63	A	South Fla.	51 99	63	H	South Fla.	69 66	249	H	SMU	85 62				
158	H	Wichita St.	75 85	169	A	Houston	61 58								
44	H	UCF	67 65												
84	A	Cincinnati	81 86												

Non-Div I Games:

Temple

Tennessee

Through Games Of Feb. 15, 2020

Average RPI Win:	200	WON-LOST	WINNING	LAST 10	STRENGTH OF	OPP. STRENGTH	TEAM	ADJ.	CONF.	ADJ CONF.
Average RPI Loss:	17	RECORD	PCT. RANK	GAMES	SCHEDULE	OF SCHEDULE	RPI	RPI	RPI	RPI
DIV. I ONLY	17- 7	55	6-4	97	58	48	48	4	4	
DIV. I NON-CONF.	10- 3	57	0-1	273	159	108	108	5	5	
TOTALS	RPI 1-25	RPI 26-50	W-L RECORDS	RPI 51-100	RPI 101-150	RPI 150+				
17- 7	1- 5	0- 2	OVERALL	2- 0	4- 0	10- 0				
11- 2	1- 1	0- 1	HOME	2- 0	1- 0	7- 0				
6- 5	0- 4	0- 1	AWAY	0- 0	3- 0	3- 0				
0- 0	0- 0	0- 0	NEUTRAL	0- 0	0- 0	0- 0				
10- 3	0- 2	0- 1	NON-CONFERENCE	0- 0	1- 0	9- 0				
7- 1	0- 0	0- 1	HOME	0- 0	0- 0	7- 0				
3- 2	0- 2	0- 0	AWAY	0- 0	1- 0	2- 0				
0- 0	0- 0	0- 0	NEUTRAL	0- 0	0- 0	0- 0				
7- 4	1- 3	0- 1	CONFERENCE	2- 0	3- 0	1- 0				
4- 1	1- 1	0- 0	HOME	2- 0	1- 0	0- 0				
3- 3	0- 2	0- 1	AWAY	0- 0	2- 0	1- 0				
0- 0	0- 0	0- 0	NEUTRAL	0- 0	0- 0	0- 0				

RPI 1-25				RPI 26-50				Team's RPI: 48	RPI 51-100				RPI 101+			
RPI	S	Opponent	Score	RPI	S	Opponent	Score		RPI	S	Opponent	Score	RPI	S	Opponent	Score
2	A	South Carolina	48 69	26	A	Kentucky	76 80		76	H	Alabama	65 63	106	A	Vanderbilt	78 69
7	A	UConn	45 60	42	H	Texas	60 66		83	H	Georgia	73 56	114	A	Notre Dame	74 63
9	H	Mississippi St.	55 72										130	H	Missouri	77 66
11	A	Stanford	51 78										137	A	Florida	78 50
22	A	LSU	65 75										219	H	Central Ark.	63 36
22	H	LSU	63 58										220	A	Portland St.	88 61
													224	H	Stetson	73 46
													257	H	Howard	88 38
													264	H	Colorado St.	79 41
													282	A	Ole Miss	84 28
													285	A	ETSU	72 68
													304	H	Air Force	81 54
													335	H	Ark.-Pine Bluff	92 51
													336	H	Tennessee St.	73 43
LAST 10 Division I																
22	A	LSU	65 75	7	A	UConn	45 60									
9	H	Mississippi St.	55 72	76	H	Alabama	65 63									
2	A	South Carolina	48 69	137	A	Florida	78 50									
106	A	Vanderbilt	78 69	83	H	Georgia	73 56									
22	H	LSU	63 58	282	A	Ole Miss	84 28									

Non-Div I Games:

Tennessee

■ Loss,
■ Non-Conf, S Site,
■ Home
■ Away
N Neutral

Tennessee St.

Through Games Of Feb. 15, 2020

Average RPI Win:	238	WON-LOST	WINNING	LAST 10	STRENGTH OF	OPP. STRENGTH	TEAM	ADJ.	CONF.	ADJ CONF.
Average RPI Loss:	187	RECORD	PCT. RANK	GAMES	SCHEDULE	OF SCHEDULE	RPI	RPI	RPI	RPI
DIV. I ONLY	1- 21	348	1-9	162	301	336	336	20	20	
DIV. I NON-CONF.	0- 8	338	0	133	245	326	326	24	24	
TOTALS	RPI 1-25	RPI 26-50	W-L RECORDS	RPI 51-100	RPI 101-150	RPI 150+				
1- 21	0- 1	0- 1	OVERALL	0- 2	0- 3	1- 14				
1- 11	0- 0	0- 0	HOME	0- 0	0- 2	1- 9				
0- 10	0- 1	0- 1	AWAY	0- 2	0- 1	0- 5				
0- 0	0- 0	0- 0	NEUTRAL	0- 0	0- 0	0- 0				
0- 8	0- 1	0- 1	NON-CONFERENCE	0- 0	0- 2	0- 4				
0- 5	0- 0	0- 0	HOME	0- 0	0- 2	0- 3				
0- 3	0- 1	0- 1	AWAY	0- 0	0- 0	0- 1				
0- 0	0- 0	0- 0	NEUTRAL	0- 0	0- 0	0- 0				
1- 13	0- 0	0- 0	CONFERENCE	0- 2	0- 1	1- 10				
1- 6	0- 0	0- 0	HOME	0- 0	0- 0	1- 6				
0- 7	0- 0	0- 0	AWAY	0- 2	0- 1	0- 4				
0- 0	0- 0	0- 0	NEUTRAL	0- 0	0- 0	0- 0				

RPI 1-25				RPI 26-50				RPI 51-100				RPI 101+ Team's RPI: 336			
RPI	S	Opponent	Score	RPI	S	Opponent	Score	RPI	S	Opponent	Score	RPI	S	Opponent	Score
23	A	Arizona	42 77	48	A	Tennessee	43 73	61	A	Belmont	58 70	106	H	Vanderbilt	55 106
								65	A	UT Martin	71 88	125	A	Southeast Mo. St.	54 83
												146	H	Columbia	65 75
												156	H	North Ala.	63 88
												175	A	Austin Peay	58 76
												175	H	Austin Peay	55 87
												198	A	Tennessee Tech	47 88
												198	H	Tennessee Tech	69 81
												226	H	Eastern Ill.	52 73
												238	A	Murray St.	62 100
												238	H	Murray St.	96 81
												239	A	South Alabama	48 70
												263	H	Eastern Ky.	55 61
												268	H	Lipscomb	64 74
												273	H	Morehead St.	47 84
												276	A	Jacksonville St.	48 70
												328	H	Alcorn	57 62
												333	H	SIUE	63 76
LAST 10 Division I															
198	H	Tennessee Tech	69 81	276	A	Jacksonville St.	48 70								
61	A	Belmont	58 70	238	A	Murray St.	62 100								
238	H	Murray St.	96 81	175	A	Austin Peay	58 76								
175	H	Austin Peay	55 87	263	H	Eastern Ky.	55 61								
198	A	Tennessee Tech	47 88	273	H	Morehead St.	47 84								

Non-Div I Games: Wilberforce 83 65 Fisk 91 50

Tennessee St.

■ Loss,
 ■ Non-Conf,
 ■ S Site,
 ■ H Home
 ■ A Away
 N Neutral

Average RPI Win:	277	WON-LOST	WINNING	LAST 10	STRENGTH OF	OPP. STRENGTH	TEAM	ADJ.	CONF.	ADJ CONF.
Average RPI Loss:	119	RECORD	PCT. RANK	GAMES	SCHEDULE	OF SCHEDULE	RPI	RPI	RPI	RPI
DIV. I ONLY	15- 8	78	6-4	342	202	198	198	20	20	
DIV. I NON-CONF.	5- 4	140	0	345	120	236	236	24	24	
TOTALS	RPI 1-25	RPI 26-50	W-L RECORDS	RPI 51-100	RPI 101-150	RPI 150+				
15- 8	0- 0	0- 0	OVERALL	0- 4	0- 2	15- 2				
7- 2	0- 0	0- 0	HOME	0- 1	0- 0	7- 1				
7- 5	0- 0	0- 0	AWAY	0- 3	0- 2	7- 0				
1- 1	0- 0	0- 0	NEUTRAL	0- 0	0- 0	1- 1				
5- 4	0- 0	0- 0	NON-CONFERENCE	0- 2	0- 1	5- 1				
2- 0	0- 0	0- 0	HOME	0- 0	0- 0	2- 0				
2- 3	0- 0	0- 0	AWAY	0- 2	0- 1	2- 0				
1- 1	0- 0	0- 0	NEUTRAL	0- 0	0- 0	1- 1				
10- 4	0- 0	0- 0	CONFERENCE	0- 2	0- 1	10- 1				
5- 2	0- 0	0- 0	HOME	0- 1	0- 0	5- 1				
5- 2	0- 0	0- 0	AWAY	0- 1	0- 1	5- 0				
0- 0	0- 0	0- 0	NEUTRAL	0- 0	0- 0	0- 0				

RPI 1-25				RPI 26-50				RPI 51-100				RPI 101+ Team's RPI: 198			
RPI	S	Opponent	Score	RPI	S	Opponent	Score	RPI	S	Opponent	Score	RPI	S	Opponent	Score
								56	A	Middle Tenn.	58 64	106	A	Vanderbilt	61 75
								61	H	Belmont	47 59	125	A	Southeast Mo. St.	72 87
								65	A	UT Martin	62 71	164	A	Samford	72 57
								81	A	Southern Ill.	65 76	175	H	Austin Peay	58 49
												179	N	Northern Ill.	74 82
												226	A	Eastern Ill.	75 62
												238	H	Murray St.	77 72
												263	A	Eastern Ky.	60 42
												263	H	Eastern Ky.	87 82
												268	H	Lipscomb	78 58
												273	A	Morehead St.	75 55
												273	H	Morehead St.	82 75
												276	H	Jacksonville St.	50 66
												330	N	Detroit Mercy	69 47
												333	A	SIUE	65 50
												334	A	Western Caro.	62 58
												336	A	Tennessee St.	81 69
												336	H	Tennessee St.	88 47
												350	H	La.-Monroe	75 68
LAST 10 Division I															
				336	A	Tennessee St.	81 69					61	H	Belmont	47 59
				276	H	Jacksonville St.	50 66					263	H	Eastern Ky.	87 82
				125	A	Southeast Mo. St.	72 87					273	H	Morehead St.	82 75
				65	A	UT Martin	62 71					226	A	Eastern Ill.	75 62
				336	H	Tennessee St.	88 47					333	A	SIUE	65 50

Non-Div I Games: Tenn. Wesleyan 94 45 Cumberland (TN) 88 51

Tennessee Tech

Loss, Non-Conf, S Site, H Home A Away N Neutral

Average RPI Win:	148	WON-LOST	WINNING	LAST 10	STRENGTH OF	OPP. STRENGTH	TEAM	ADJ.	CONF.	ADJ CONF.
Average RPI Loss:	57	RECORD	PCT. RANK	GAMES	SCHEDULE	OF SCHEDULE	RPI	RPI	RPI	RPI
DIV. I ONLY	15- 9	97	6-4	21	64	42	42	3	3	
DIV. I NON-CONF.	8- 4	90	0	72	133	72	72	4	4	
TOTALS	RPI 1-25	RPI 26-50	W-L RECORDS	RPI 51-100	RPI 101-150	RPI 150+				
15- 9	1- 4	5- 1	OVERALL	0- 2	4- 1	5- 1				
8- 4	1- 3	1- 1	HOME	0- 0	2- 0	4- 0				
6- 4	0- 0	4- 0	AWAY	0- 2	2- 1	0- 1				
1- 1	0- 1	0- 0	NEUTRAL	0- 0	0- 0	1- 0				
8- 4	1- 2	2- 0	NON-CONFERENCE	0- 1	0- 0	5- 1				
6- 1	1- 1	1- 0	HOME	0- 0	0- 0	4- 0				
1- 2	0- 0	1- 0	AWAY	0- 1	0- 0	0- 1				
1- 1	0- 1	0- 0	NEUTRAL	0- 0	0- 0	1- 0				
7- 5	0- 2	3- 1	CONFERENCE	0- 1	4- 1	0- 0				
2- 3	0- 2	0- 1	HOME	0- 0	2- 0	0- 0				
5- 2	0- 0	3- 0	AWAY	0- 1	2- 1	0- 0				
0- 0	0- 0	0- 0	NEUTRAL	0- 0	0- 0	0- 0				

RPI	S	Opponent	Score	RPI	S	Opponent	Score	Team's RPI: 42	RPI	S	Opponent	Score	RPI	S	Opponent	Score
6	H	Baylor	44 64	43	A	Iowa St.	81 75		53	A	West Virginia	63 68	107	A	Kansas St.	71 63
11	H	Stanford	69 64	43	H	Iowa St.	51 69		63	A	South Fla.	57 64	115	A	Kansas	67 82
16	N	NC State	73 84	45	A	Oklahoma	70 53						115	H	Kansas	85 77
21	H	TCU	63 65	46	A	Oklahoma St.	61 56						150	A	Texas Tech	81 66
23	H	Arizona	58 83	47	H	Ohio	73 60						150	H	Texas Tech	92 66
				48	A	Tennessee	66 60						176	A	Hawaii	60 73
													243	H	Southern U.	93 39
													253	N	North Texas	63 57
													303	H	UTSA	84 53
													318	H	UTRGV	85 69
													337	H	Northwestern St.	91 49
LAST 10 Division I																
115	A	Kansas	67 82	46	A	Oklahoma St.	61 56		115	H	Kansas	85 77				
43	H	Iowa St.	51 69						107	A	Kansas St.	71 63				
150	A	Texas Tech	81 66						150	H	Texas Tech	92 66				
6	H	Baylor	44 64	53	A	West Virginia	63 68									
45	A	Oklahoma	70 53													

Non-Div I Games:

Texas

■ Loss,
 ■ Non-Conf, S Site,
 ■ Home
 ■ Away
 N Neutral

Average RPI Win:	120	WON-LOST	WINNING	LAST 10	STRENGTH OF	OPP. STRENGTH	TEAM	ADJ.	CONF.	ADJ CONF.
Average RPI Loss:	21	RECORD	PCT. RANK	GAMES	SCHEDULE	OF SCHEDULE	RPI	RPI	RPI	RPI
DIV. I ONLY	19- 5	32	6-4	18	24	16	16	4	4	
DIV. I NON-CONF.	12- 1	10	0	35	30	7	7	5	5	
TOTALS	RPI 1-25	RPI 26-50	W-L RECORDS	RPI 51-100	RPI 101-150	RPI 150+				
19- 5	1- 4	3- 1	OVERALL	7- 0	3- 0	5- 0				
13- 1	1- 1	2- 0	HOME	2- 0	3- 0	5- 0				
4- 3	0- 2	1- 1	AWAY	3- 0	0- 0	0- 0				
2- 1	0- 1	0- 0	NEUTRAL	2- 0	0- 0	0- 0				
12- 1	1- 1	2- 0	NON-CONFERENCE	5- 0	0- 0	4- 0				
8- 0	1- 0	2- 0	HOME	1- 0	0- 0	4- 0				
2- 0	0- 0	0- 0	AWAY	2- 0	0- 0	0- 0				
2- 1	0- 1	0- 0	NEUTRAL	2- 0	0- 0	0- 0				
7- 4	0- 3	1- 1	CONFERENCE	2- 0	3- 0	1- 0				
5- 1	0- 1	0- 0	HOME	1- 0	3- 0	1- 0				
2- 3	0- 2	1- 1	AWAY	1- 0	0- 0	0- 0				
0- 0	0- 0	0- 0	NEUTRAL	0- 0	0- 0	0- 0				

RPI 1-25				Team's RPI: 16	RPI 26-50				RPI 51-100				RPI 101+						
RPI	S	Opponent	Score		RPI	S	Opponent	Score		RPI	S	Opponent	Score		RPI	S	Opponent	Score	
9	A	Mississippi St.	57	69	26	A	Kentucky	54	76	72	A	Southern California	74	64	106	H	Vanderbilt	74	53
21	H	TCU	70	68	35	H	Duke	79	58	76	A	Alabama	79	74	130	H	Missouri	72	53
22	A	LSU	58	59	36	A	Arkansas	84	77	83	H	Georgia	64	63	137	H	Florida	69	42
22	H	LSU	54	57	46	H	Oklahoma St.	74	62	85	A	Rice	62	61	169	H	Houston	72	43
24	N	Florida St.	58	80						86	N	Montana St.	78	67	208	H	Little Rock	78	35
										90	N	Georgia Tech	60	48	219	H	Central Ark.	76	46
										98	H	A&M-Corpus Christi	85	48	282	H	Ole Miss	79	35
															297	H	Prairie View	80	38
LAST 10 Division I																			
106	H	Vanderbilt	74	53	76	A	Alabama	79	74										
9	A	Mississippi St.	57	69	137	H	Florida	69	42										
22	A	LSU	58	59	26	A	Kentucky	54	76										
83	H	Georgia	64	63	22	H	LSU	54	57										
130	H	Missouri	72	53	282	H	Ole Miss	79	35										

Non-Div I Games:

Texas A&M

■ Loss,
■ Non-Conf, S Site,
■ Home
■ Away
N Neutral

Texas Southern

Through Games Of Feb. 15, 2020

Average RPI Win:	256	WON-LOST	WINNING	LAST 10	STRENGTH OF	OPP. STRENGTH	TEAM	ADJ.	CONF.	ADJ CONF.
Average RPI Loss:	103	RECORD	PCT. RANK	GAMES	SCHEDULE	OF SCHEDULE	RPI	RPI	RPI	RPI
DIV. I ONLY	13- 9	117	7-3	205	252	128	128	32	32	
DIV. I NON-CONF.	5- 6	187	0	19	36	49	49	31	31	
TOTALS	RPI 1-25	RPI 26-50	W-L RECORDS	RPI 51-100	RPI 101-150	RPI 150+				
13- 9	0- 2	0- 1	OVERALL	1- 2	2- 3	10- 1				
6- 1	0- 0	0- 0	HOME	1- 0	0- 1	5- 0				
7- 6	0- 2	0- 1	AWAY	0- 1	2- 1	5- 1				
0- 2	0- 0	0- 0	NEUTRAL	0- 1	0- 1	0- 0				
5- 6	0- 2	0- 1	NON-CONFERENCE	1- 2	2- 1	2- 0				
1- 0	0- 0	0- 0	HOME	1- 0	0- 0	0- 0				
4- 4	0- 2	0- 1	AWAY	0- 1	2- 0	2- 0				
0- 2	0- 0	0- 0	NEUTRAL	0- 1	0- 1	0- 0				
8- 3	0- 0	0- 0	CONFERENCE	0- 0	0- 2	8- 1				
5- 1	0- 0	0- 0	HOME	0- 0	0- 1	5- 0				
3- 2	0- 0	0- 0	AWAY	0- 0	0- 1	3- 1				
0- 0	0- 0	0- 0	NEUTRAL	0- 0	0- 0	0- 0				

RPI 1-25				RPI 26-50				RPI 51-100				RPI 101+ Team's RPI: 128			
RPI	S	Opponent	Score	RPI	S	Opponent	Score	RPI	S	Opponent	Score	RPI	S	Opponent	Score
1	A	Oregon	63 99	43	A	Iowa St.	59 79	73	A	Colorado	50 74	108	A	UT Arlington	74 63
13	A	Gonzaga	45 80					85	H	Rice	63 56	127	N	UAB	68 84
								99	N	Utah	52 61	136	A	Jackson St.	79 81
												136	H	Jackson St.	61 72
												149	A	Tulane	72 62
												176	A	Hawaii	74 57
												243	H	Southern U.	61 56
												270	A	Alabama A&M	65 58
												297	A	Prairie View	47 50
												297	H	Prairie View	88 65
												318	A	UTRGV	71 44
												325	A	Alabama St.	81 54
												328	H	Alcorn	105 70
												335	H	Ark.-Pine Bluff	78 77
												346	A	Grambling	89 85
												351	H	Mississippi Val.	88 58
LAST 10 Division I															
136	H	Jackson St.	61 72	351	H	Mississippi Val.	88 58								
297	A	Prairie View	47 50	346	A	Grambling	89 85								
325	A	Alabama St.	81 54	136	A	Jackson St.	79 81								
270	A	Alabama A&M	65 58	297	H	Prairie View	88 65								
335	H	Ark.-Pine Bluff	78 77	328	H	Alcorn	105 70								

Non-Div I Games:

Texas Southern

■ Loss,
 ■ Non-Conf,
 ■ S Site,
 ■ Home
 ■ Away
 N Neutral

Average RPI Win: 203	WON-LOST	WINNING	LAST 10	STRENGTH OF	OPP. STRENGTH	TEAM	ADJ.	CONF.	ADJ CONF.
Average RPI Loss: 182	RECORD	PCT. RANK	GAMES	SCHEDULE	OF SCHEDULE	RPI	RPI	RPI	RPI
DIV. I ONLY	8- 14	252	3-7	214	216	259	259	21	21
DIV. I NON-CONF.	5- 4	140	0	219	209	140	140	19	19
TOTALS	RPI 1-25	RPI 26-50	W-L RECORDS	RPI 51-100	RPI 101-150	RPI 150+			
8- 14	0- 1	0- 1	OVERALL	1- 2	1- 1	6- 9			
5- 6	0- 0	0- 0	HOME	1- 1	1- 0	3- 5			
3- 8	0- 1	0- 1	AWAY	0- 1	0- 1	3- 4			
0- 0	0- 0	0- 0	NEUTRAL	0- 0	0- 0	0- 0			
5- 4	0- 1	0- 0	NON-CONFERENCE	1- 0	0- 1	4- 2			
4- 0	0- 0	0- 0	HOME	1- 0	0- 0	3- 0			
1- 4	0- 1	0- 0	AWAY	0- 0	0- 1	1- 2			
0- 0	0- 0	0- 0	NEUTRAL	0- 0	0- 0	0- 0			
3- 10	0- 0	0- 1	CONFERENCE	0- 2	1- 0	2- 7			
1- 6	0- 0	0- 0	HOME	0- 1	1- 0	0- 5			
2- 4	0- 0	0- 1	AWAY	0- 1	0- 0	2- 2			
0- 0	0- 0	0- 0	NEUTRAL	0- 0	0- 0	0- 0			

RPI 1-25				RPI 26-50				RPI 51-100				RPI 101+ Team's RPI: 259			
RPI	S	Opponent	Score	RPI	S	Opponent	Score	RPI	S	Opponent	Score	RPI	S	Opponent	Score
21	A	TCU	52 79	49	A	Troy	50 84	80	A	Coastal Caro.	67 75	108	H	UT Arlington	72 55
								80	H	Coastal Caro.	59 69	115	A	Kansas	48 68
								98	H	A&M-Corpus Christi	57 48	153	H	New Orleans	51 49
												170	A	Dartmouth	61 51
												202	H	Louisiana	67 73
												208	A	Little Rock	50 47
												208	H	Little Rock	66 78
												213	A	Oral Roberts	57 63
												239	A	South Alabama	76 78
												241	A	Appalachian St.	65 73
												241	H	Appalachian St.	47 59
												251	A	Morgan St.	62 72
												258	A	Arkansas St.	83 69
												258	H	Arkansas St.	53 56
												303	H	UTSA	74 69
												328	H	Alcorn	67 59
												350	H	La.-Monroe	55 58
LAST 10 Division I															
258	A	Arkansas St.	83 69	239	A	South Alabama	76 78								
208	A	Little Rock	50 47	49	A	Troy	50 84								
241	H	Appalachian St.	47 59	202	H	Louisiana	67 73								
80	H	Coastal Caro.	59 69	350	H	La.-Monroe	55 58								
108	H	UT Arlington	72 55	241	A	Appalachian St.	65 73								

Non-Div I Games: Texas Lutheran 72 31 Tex. Permian Basin 83 45

Texas St.

■ Loss,
 ■ Non-Conf,
 ■ S Site,
 ■ Home
 ■ A Away
 N Neutral

Average RPI Win:	225	WON-LOST	WINNING	LAST 10	STRENGTH OF	OPP. STRENGTH	TEAM	ADJ.	CONF.	ADJ CONF.
Average RPI Loss:	64	RECORD	PCT. RANK	GAMES	SCHEDULE	OF SCHEDULE	RPI	RPI	RPI	RPI
DIV. I ONLY	15- 8	78	3-7	260	85	150	150	3	3	
DIV. I NON-CONF.	11- 0	1	0	350	341	164	164	4	4	
TOTALS	RPI 1-25	RPI 26-50	W-L RECORDS	RPI 51-100	RPI 101-150	RPI 150+				
15- 8	1- 1	2- 3	OVERALL	0- 1	2- 3	10- 0				
12- 3	0- 0	2- 2	HOME	0- 0	1- 1	9- 0				
2- 5	1- 1	0- 1	AWAY	0- 1	1- 2	0- 0				
1- 0	0- 0	0- 0	NEUTRAL	0- 0	0- 0	1- 0				
11- 0	0- 0	0- 0	NON-CONFERENCE	0- 0	1- 0	10- 0				
9- 0	0- 0	0- 0	HOME	0- 0	0- 0	9- 0				
1- 0	0- 0	0- 0	AWAY	0- 0	1- 0	0- 0				
1- 0	0- 0	0- 0	NEUTRAL	0- 0	0- 0	1- 0				
4- 8	1- 1	2- 3	CONFERENCE	0- 1	1- 3	0- 0				
3- 3	0- 0	2- 2	HOME	0- 0	1- 1	0- 0				
1- 5	1- 1	0- 1	AWAY	0- 1	0- 2	0- 0				
0- 0	0- 0	0- 0	NEUTRAL	0- 0	0- 0	0- 0				

RPI 1-25				RPI 26-50				RPI 51-100				RPI 101+ Team's RPI: 150			
RPI	S	Opponent	Score	RPI	S	Opponent	Score	RPI	S	Opponent	Score	RPI	S	Opponent	Score
6	A	Baylor	79 87	42	A	Texas	66 92	53	A	West Virginia	60 67	107	A	Kansas St.	70 84
21	A	TCU	80 76	42	H	Texas	66 81					107	H	Kansas St.	72 76
				43	H	Iowa St.	66 96					108	A	San Diego	64 60
				45	H	Oklahoma	89 84					115	A	Kansas	50 67
				46	H	Oklahoma St.	109 79					115	H	Kansas	89 72
												151	H	Sam Houston St.	99 57
												282	H	Ole Miss	84 48
												297	H	Prairie View	82 48
												303	H	UTSA	115 58
												319	H	Houston Baptist	59 51
												329	N	Purdue Fort Wayne	82 48
												335	H	Ark.-Pine Bluff	81 55
												337	H	Northwestern St.	79 49
												343	H	Florida A&M	98 60
												350	H	La.-Monroe	83 38
LAST 10 Division I															
				53	A	West Virginia	60 67	6	A	Baylor	79 87				
				115	H	Kansas	89 72	45	H	Oklahoma	89 84				
				42	H	Texas	66 81	115	A	Kansas	50 67				
				107	A	Kansas St.	70 84	42	A	Texas	66 92				
				46	H	Oklahoma St.	109 79	107	H	Kansas St.	72 76				

Non-Div I Games:

Texas Tech

■ Loss,
 ■ Non-Conf,
 ■ S Site,
 ■ H Home
 ■ A Away
 N Neutral

Average RPI Win:	195	WON-LOST	WINNING	LAST 10	STRENGTH OF	OPP. STRENGTH	TEAM	ADJ.	CONF.	ADJ CONF.
Average RPI Loss:	115	RECORD	PCT. RANK	GAMES	SCHEDULE	OF SCHEDULE	RPI	RPI	RPI	RPI
DIV. I ONLY	11- 12	191	5-5	122	136	159	159	10	10	
DIV. I NON-CONF.	5- 6	187	0	177	229	205	205	10	10	
TOTALS	RPI 1-25	RPI 26-50	W-L RECORDS	RPI 51-100	RPI 101-150	RPI 150+				
11- 12	0- 1	0- 1	OVERALL	1- 2	4- 3	6- 5				
6- 5	0- 0	0- 0	HOME	1- 2	2- 0	3- 3				
4- 6	0- 1	0- 0	AWAY	0- 0	1- 3	3- 2				
1- 1	0- 0	0- 1	NEUTRAL	0- 0	1- 0	0- 0				
5- 6	0- 0	0- 1	NON-CONFERENCE	1- 1	1- 2	3- 2				
2- 3	0- 0	0- 0	HOME	1- 1	0- 0	1- 2				
2- 2	0- 0	0- 0	AWAY	0- 0	0- 2	2- 0				
1- 1	0- 0	0- 1	NEUTRAL	0- 0	1- 0	0- 0				
6- 6	0- 1	0- 0	CONFERENCE	0- 1	3- 1	3- 3				
4- 2	0- 0	0- 0	HOME	0- 1	2- 0	2- 1				
2- 4	0- 1	0- 0	AWAY	0- 0	1- 1	1- 2				
0- 0	0- 0	0- 0	NEUTRAL	0- 0	0- 0	0- 0				

RPI S	Opponent	Score	RPI S	Opponent	Score	RPI S	Opponent	Score	RPI S	Opponent	Score	Team's RPI: 159
20	A Central Mich.	66 73	49	N Troy	64 71	58	H Ball St.	58 60	104	A Kent St.	68 87	
						59	H Dayton	42 60	104	H Kent St.	69 60	
						61	H Belmont	53 48	111	A Duquesne	74 79	
									114	A Notre Dame	51 54	
									117	N Pacific	66 65	
									131	A Buffalo	78 62	
									131	H Buffalo	71 59	
									152	A Western Mich.	72 84	
									173	H Eastern Mich.	62 77	
									174	H Valparaiso	54 61	
									177	H Memphis	76 83	
									179	A Northern Ill.	63 51	
									187	H Akron	65 61	
									189	A Miami (OH)	83 92	
									255	H Bowling Green	79 72	
									309	A Georgia St.	74 48	
									330	A Detroit Mercy	82 64	
									338	H Canisius	83 65	
LAST 10 Division I												
104	A Kent St.	68 87	173	H Eastern Mich.	62 77	20	A Central Mich.	66 73				
58	H Ball St.	58 60	255	H Bowling Green	79 72							
131	A Buffalo	78 62	187	H Akron	65 61							
189	A Miami (OH)	83 92	179	A Northern Ill.	63 51							
104	H Kent St.	69 60										

Non-Div I Games:

Toledo

Average RPI Win:	215	WON-LOST	WINNING	LAST 10	STRENGTH OF	OPP. STRENGTH	TEAM	ADJ.	CONF.	ADJ CONF.
Average RPI Loss:	113	RECORD	PCT. RANK	GAMES	SCHEDULE	OF SCHEDULE	RPI	RPI	RPI	RPI
DIV. I ONLY	10- 11	198	6-4	142	110	178	178	14	14	
DIV. I NON-CONF.	4- 6	212	0	156	63	219	219	13	13	
TOTALS	RPI 1-25	RPI 26-50	W-L RECORDS	RPI 51-100	RPI 101-150	RPI 150+				
10- 11	0- 1	1- 1	OVERALL	0- 3	1- 3	8- 3				
7- 4	0- 0	1- 0	HOME	0- 1	1- 2	5- 1				
2- 6	0- 0	0- 1	AWAY	0- 2	0- 1	2- 2				
1- 1	0- 1	0- 0	NEUTRAL	0- 0	0- 0	1- 0				
4- 6	0- 1	0- 0	NON-CONFERENCE	0- 2	0- 1	4- 2				
3- 2	0- 0	0- 0	HOME	0- 1	0- 0	3- 1				
0- 3	0- 0	0- 0	AWAY	0- 1	0- 1	0- 1				
1- 1	0- 1	0- 0	NEUTRAL	0- 0	0- 0	1- 0				
6- 5	0- 0	1- 1	CONFERENCE	0- 1	1- 2	4- 1				
4- 2	0- 0	1- 0	HOME	0- 0	1- 2	2- 0				
2- 3	0- 0	0- 1	AWAY	0- 1	0- 0	2- 1				
0- 0	0- 0	0- 0	NEUTRAL	0- 0	0- 0	0- 0				

RPI 1-25				RPI 26-50				RPI 51-100				RPI 101+ Team's RPI: 178			
RPI	S	Opponent	Score	RPI	S	Opponent	Score	RPI	S	Opponent	Score	RPI	S	Opponent	Score
8	N	Iowa	72 100	40	A	James Madison	39 81	51	A	Rutgers	53 67	108	A	San Diego	67 81
				40	H	James Madison	76 75	54	A	Drexel	50 59	119	H	William & Mary	75 83
								79	H	Temple	59 74	140	H	Northeastern	81 68
												144	H	Elon	61 74
												181	A	Delaware	62 69
												183	H	Mt. St. Mary's	73 57
												205	H	American	63 60
												211	H	Penn St.	67 73
												227	N	Iona	75 58
												240	H	Marshall	59 56
												245	A	San Diego St.	72 80
												248	A	Col. of Charleston	79 62
												272	A	UNCW	62 41
												272	H	UNCW	78 45
												321	H	Hofstra	84 71
LAST 10 Division I															
272	H	UNCW	78 45	140	H	Northeastern	81 68								
40	A	James Madison	39 81	272	A	UNCW	62 41								
181	A	Delaware	62 69	248	A	Col. of Charleston	79 62								
54	A	Drexel	50 59	40	H	James Madison	76 75								
321	H	Hofstra	84 71	119	H	William & Mary	75 83								

Non-Div I Games: Chestnut Hill 86 49

Towson

■ Loss,
 ■ Non-Conf,
 ■ S Site,
 ■ H Home
 ■ A Away
 N Neutral

Average RPI Win:	222	WON-LOST	WINNING	LAST 10	STRENGTH OF	OPP. STRENGTH	TEAM	ADJ.	CONF.	ADJ CONF.
Average RPI Loss:	82	RECORD	PCT. RANK	GAMES	SCHEDULE	OF SCHEDULE	RPI	RPI	RPI	RPI
DIV. I ONLY	18- 4	27	8-2	172	222	49	49	21	21	
DIV. I NON-CONF.	7- 2	53	0	105	77	29	29	19	19	
TOTALS	RPI 1-25	RPI 26-50	W-L RECORDS	RPI 51-100	RPI 101-150	RPI 150+				
18- 4	0- 1	0- 1	OVERALL	1- 1	3- 0	14- 1				
8- 1	0- 0	0- 0	HOME	1- 0	1- 0	6- 1				
8- 3	0- 1	0- 1	AWAY	0- 1	1- 0	7- 0				
2- 0	0- 0	0- 0	NEUTRAL	0- 0	1- 0	1- 0				
7- 2	0- 1	0- 1	NON-CONFERENCE	0- 0	2- 0	5- 0				
2- 0	0- 0	0- 0	HOME	0- 0	0- 0	2- 0				
3- 2	0- 1	0- 1	AWAY	0- 0	1- 0	2- 0				
2- 0	0- 0	0- 0	NEUTRAL	0- 0	1- 0	1- 0				
11- 2	0- 0	0- 0	CONFERENCE	1- 1	1- 0	9- 1				
6- 1	0- 0	0- 0	HOME	1- 0	1- 0	4- 1				
5- 1	0- 0	0- 0	AWAY	0- 1	0- 0	5- 0				
0- 0	0- 0	0- 0	NEUTRAL	0- 0	0- 0	0- 0				

RPI 1-25				RPI 26-50				Team's RPI: 49				RPI 51-100				RPI 101+			
RPI	S	Opponent	Score	RPI	S	Opponent	Score	RPI	S	Opponent	Score	RPI	S	Opponent	Score	RPI	S	Opponent	Score
9	A	Mississippi St.	82 122	35	A	Duke	85 99	80	A	Coastal Caro.	103 124	104	N	Kent St.	71 64	108	H	UT Arlington	85 69
								80	H	Coastal Caro.	84 77					126	A	Bethune-Cookman	68 62
																159	N	Toledo	71 64
																164	A	Samford	74 65
																196	A	Chattanooga	90 51
																202	A	Louisiana	67 64
																202	H	Louisiana	73 79
																239	H	South Alabama	85 68
																241	A	Appalachian St.	81 61
																241	H	Appalachian St.	84 55
																259	H	Texas St.	84 50
																276	H	Jacksonville St.	94 64
																285	H	ETSU	79 61
																300	A	Ga. Southern	79 69
																309	A	Georgia St.	71 57
																350	A	La.-Monroe	72 65
																350	H	La.-Monroe	77 65
LAST 10 Division I																			
241	A	Appalachian St.	81 61	108	H	UT Arlington	85 69	80	A	Coastal Caro.	103 124	259	H	Texas St.	84 50	309	A	Georgia St.	71 57
202	A	Louisiana	67 64	309	A	Georgia St.	71 57	350	H	La.-Monroe	77 65	300	A	Ga. Southern	79 69	202	H	Louisiana	73 79
350	H	La.-Monroe	77 65	239	H	South Alabama	85 68												

Non-Div I Games: AUM 72 42 Fort Valley St. 101 52

Troy

Tulane

Through Games Of Feb. 15, 2020

Average RPI Win: 183	WON-LOST	WINNING	LAST 10	STRENGTH OF	OPP. STRENGTH	TEAM	ADJ.	CONF.	ADJ CONF.
Average RPI Loss: 101	RECORD	PCT. RANK	GAMES	SCHEDULE	OF SCHEDULE	RPI	RPI	RPI	RPI
DIV. I ONLY	12- 12	176	6-4	90	91	149	149	9	9
DIV. I NON-CONF.	5- 8	221	0	76	106	197	197	9	9
TOTALS	RPI 1-25	RPI 26-50	W-L RECORDS	RPI 51-100	RPI 101-150	RPI 150+			
12- 12	0- 1	1- 0	OVERALL	1- 7	2- 1	8- 3			
7- 8	0- 1	1- 0	HOME	1- 4	1- 1	4- 2			
5- 2	0- 0	0- 0	AWAY	0- 1	1- 0	4- 1			
0- 2	0- 0	0- 0	NEUTRAL	0- 2	0- 0	0- 0			
5- 8	0- 1	0- 0	NON-CONFERENCE	0- 5	2- 1	3- 1			
3- 6	0- 1	0- 0	HOME	0- 3	1- 1	2- 1			
2- 0	0- 0	0- 0	AWAY	0- 0	1- 0	1- 0			
0- 2	0- 0	0- 0	NEUTRAL	0- 2	0- 0	0- 0			
7- 4	0- 0	1- 0	CONFERENCE	1- 2	0- 0	5- 2			
4- 2	0- 0	1- 0	HOME	1- 1	0- 0	2- 1			
3- 2	0- 0	0- 0	AWAY	0- 1	0- 0	3- 1			
0- 0	0- 0	0- 0	NEUTRAL	0- 0	0- 0	0- 0			

RPI	S	Opponent	Score	RPI	S	Opponent	Score	RPI	S	Opponent	Score	RPI	S	Opponent	Score	Team's RPI: 149
22	H	LSU	54 59	44	H	UCF	60 59	56	H	Middle Tenn.	62 64	128	H	Texas Southern	62 72	
								63	A	South Fla.	56 63	133	A	Washington	64 62	
								63	H	South Fla.	43 53	136	H	Jackson St.	82 46	
								70	N	Charlotte	56 60	158	A	Wichita St.	61 56	
								73	H	Colorado	52 62	169	H	Houston	60 66	
								75	N	Boston College	76 89	177	A	Memphis	62 64	
								76	H	Alabama	56 66	177	H	Memphis	59 55	
								84	H	Cincinnati	64 59	206	A	Southern Miss.	62 58	
												219	H	Central Ark.	65 38	
												239	H	South Alabama	53 62	
												246	A	Tulsa	50 46	
												246	H	Tulsa	64 62	
												249	A	SMU	67 66	
												300	H	Ga. Southern	56 40	
LAST 10 Division I																
		63	H	South Fla.	43	53		44	H	UCF	60	59				
		177	A	Memphis	62	64		84	H	Cincinnati	64	59				
		169	H	Houston	60	66		249	A	SMU	67	66				
		246	A	Tulsa	50	46		177	H	Memphis	59	55				
		63	A	South Fla.	56	63		246	H	Tulsa	64	62				

Non-Div I Games:

Tulane

Loss, Non-Conf, S Site, H Home A Away N Neutral

Average RPI Win:	249	WON-LOST	WINNING	LAST 10	STRENGTH OF	OPP. STRENGTH	TEAM	ADJ.	CONF.	ADJ CONF.
Average RPI Loss:	109	RECORD	PCT. RANK	GAMES	SCHEDULE	OF SCHEDULE	RPI	RPI	RPI	RPI
DIV. I ONLY	7- 18	295	2-8	98	95	246	246	9	9	
DIV. I NON-CONF.	5- 8	221	0	106	166	200	200	9	9	
TOTALS	RPI 1-25	RPI 26-50	W-L RECORDS	RPI 51-100	RPI 101-150	RPI 150+				
7- 18	0- 1	0- 5	OVERALL	0- 4	0- 3	7- 5				
6- 6	0- 0	0- 2	HOME	0- 3	0- 1	6- 0				
1- 10	0- 1	0- 1	AWAY	0- 1	0- 2	1- 5				
0- 2	0- 0	0- 2	NEUTRAL	0- 0	0- 0	0- 0				
5- 8	0- 0	0- 4	NON-CONFERENCE	0- 1	0- 1	5- 2				
4- 2	0- 0	0- 1	HOME	0- 1	0- 0	4- 0				
1- 4	0- 0	0- 1	AWAY	0- 0	0- 1	1- 2				
0- 2	0- 0	0- 2	NEUTRAL	0- 0	0- 0	0- 0				
2- 10	0- 1	0- 1	CONFERENCE	0- 3	0- 2	2- 3				
2- 4	0- 0	0- 1	HOME	0- 2	0- 1	2- 0				
0- 6	0- 1	0- 0	AWAY	0- 1	0- 1	0- 3				
0- 0	0- 0	0- 0	NEUTRAL	0- 0	0- 0	0- 0				

RPI	S	Opponent	Score	RPI	S	Opponent	Score	RPI	S	Opponent	Score	RPI	S	Opponent	Score	Team's RPI: 246
7	A	UConn	34 92	31	N	Western Ky.	63 76	63	H	South Fla.	52 68	124	A	Abilene Christian	63 73	
				36	A	Arkansas	41 91	79	H	Temple	65 74	149	A	Tulane	62 64	
				37	N	Marquette	60 61	84	A	Cincinnati	53 78	149	H	Tulane	46 50	
				44	H	UCF	49 62	89	H	SFA	63 67	158	A	Wichita St.	46 57	
				46	H	Oklahoma St.	48 78					177	A	Memphis	44 63	
												208	A	Little Rock	51 63	
												213	H	Oral Roberts	67 65	
												216	A	UTEP	58 51	
												224	A	Stetson	60 66	
												249	A	SMU	38 57	
												249	H	SMU	65 58	
												254	H	East Carolina	58 56	
												258	H	Arkansas St.	79 77	
												264	H	Colorado St.	61 55	
												292	H	LMU (CA)	75 56	
LAST 10 Division I																
249	H	SMU	65 58	249	A	SMU	38 57									
84	A	Cincinnati	53 78	254	H	East Carolina	58 56									
44	H	UCF	49 62	7	A	UConn	34 92									
177	A	Memphis	44 63	158	A	Wichita St.	46 57									
149	H	Tulane	46 50	63	H	South Fla.	52 68									

Non-Div I Games:

Tulsa

■ Loss,
 ■ Non-Conf,
 ■ S Site,
 ■ Home
 ■ Away
 N Neutral

Average RPI Win:	218	WON-LOST	WINNING	LAST 10	STRENGTH OF	OPP. STRENGTH	TEAM	ADJ.	CONF.	ADJ CONF.
Average RPI Loss:	99	RECORD	PCT. RANK	GAMES	SCHEDULE	OF SCHEDULE	RPI	RPI	RPI	RPI
DIV. I ONLY	14- 9	109	7-3	167	137	127	127	13	13	
DIV. I NON-CONF.	6- 4	123	0	237	165	166	166	15	15	
TOTALS	RPI 1-25	RPI 26-50	W-L RECORDS	RPI 51-100	RPI 101-150	RPI 150+				
14- 9	0- 0	1- 2	OVERALL	0- 4	2- 1	11- 2				
9- 3	0- 0	1- 0	HOME	0- 2	1- 1	7- 0				
4- 5	0- 0	0- 2	AWAY	0- 1	0- 0	4- 2				
1- 1	0- 0	0- 0	NEUTRAL	0- 1	1- 0	0- 0				
6- 4	0- 0	0- 1	NON-CONFERENCE	0- 1	2- 1	4- 1				
4- 1	0- 0	0- 0	HOME	0- 0	1- 1	3- 0				
1- 2	0- 0	0- 1	AWAY	0- 0	0- 0	1- 1				
1- 1	0- 0	0- 0	NEUTRAL	0- 1	1- 0	0- 0				
8- 5	0- 0	1- 1	CONFERENCE	0- 3	0- 0	7- 1				
5- 2	0- 0	1- 0	HOME	0- 2	0- 0	4- 0				
3- 3	0- 0	0- 1	AWAY	0- 1	0- 0	3- 1				
0- 0	0- 0	0- 0	NEUTRAL	0- 0	0- 0	0- 0				

RPI S	Opponent	Score	RPI S	Opponent	Score	RPI S	Opponent	Score	RPI S	Opponent	Score	Team's RPI: 127
28	H Old Dominion	76 65	56	H Middle Tenn.	52 62	116	H Boise St.	81 83				
31	A Western Ky.	65 69	70	H Charlotte	75 83	120	H Auburn	80 75				
45	A Oklahoma	75 82	73	N Colorado	69 77	128	N Texas Southern	84 68				
			85	A Rice	53 64	164	H Samford	76 69				
						177	A Memphis	52 77				
						192	H Fla. Atlantic	92 73				
						206	A Southern Miss.	74 68				
						216	H UTEP	63 51				
						239	H South Alabama	77 61				
						240	A Marshall	56 61				
						244	A Louisiana Tech	71 51				
						253	A North Texas	51 50				
						295	H FIU	71 58				
						303	H UTSA	94 55				
						328	A Alcorn	86 65				
						341	H McNeese	97 70				
LAST 10 Division I												
56	H Middle Tenn.	52 62	244	A Louisiana Tech	71 51							
253	A North Texas	51 50	206	A Southern Miss.	74 68							
85	A Rice	53 64	192	H Fla. Atlantic	92 73							
216	H UTEP	63 51	295	H FIU	71 58							
303	H UTSA	94 55	240	A Marshall	56 61							

Non-Div I Games: Ala.-Huntsville 74 57 Tuskegee 103 60

UAB

Loss, Non-Conf, S Site, H Home A Away N Neutral

Average RPI Win:	251	WON-LOST	WINNING	LAST 10	STRENGTH OF	OPP. STRENGTH	TEAM	ADJ.	CONF.	ADJ CONF.
Average RPI Loss:	157	RECORD	PCT. RANK	GAMES	SCHEDULE	OF SCHEDULE	RPI	RPI	RPI	RPI
DIV. I ONLY	13- 10	133	9-1	233	228	160	160	28	28	
DIV. I NON-CONF.	4- 8	235	0	108	154	206	206	26	26	
TOTALS	RPI 1-25	RPI 26-50	W-L RECORDS	RPI 51-100	RPI 101-150	RPI 150+				
13- 10	0- 1	0- 0	OVERALL	0- 3	1- 0	12- 6				
9- 2	0- 0	0- 0	HOME	0- 0	1- 0	8- 2				
4- 8	0- 1	0- 0	AWAY	0- 3	0- 0	4- 4				
0- 0	0- 0	0- 0	NEUTRAL	0- 0	0- 0	0- 0				
4- 8	0- 1	0- 0	NON-CONFERENCE	0- 3	1- 0	3- 4				
3- 2	0- 0	0- 0	HOME	0- 0	1- 0	2- 2				
1- 6	0- 1	0- 0	AWAY	0- 3	0- 0	1- 2				
0- 0	0- 0	0- 0	NEUTRAL	0- 0	0- 0	0- 0				
9- 2	0- 0	0- 0	CONFERENCE	0- 0	0- 0	9- 2				
6- 0	0- 0	0- 0	HOME	0- 0	0- 0	6- 0				
3- 2	0- 0	0- 0	AWAY	0- 0	0- 0	3- 2				
0- 0	0- 0	0- 0	NEUTRAL	0- 0	0- 0	0- 0				

RPI 1-25				RPI 26-50				RPI 51-100				RPI 101+ Team's RPI: 160			
RPI	S	Opponent	Score	RPI	S	Opponent	Score	RPI	S	Opponent	Score	RPI	S	Opponent	Score
11	A	Stanford	55 67					60	A	Fresno St.	65 73	134	H	Boston U.	75 68
								62	A	Minnesota	67 76	157	A	Saint Mary's (CA)	74 83
								86	A	Montana St.	65 77	163	A	Northern Ariz.	71 61
												176	H	Hawaii	62 49
												188	A	Pepperdine	67 70
												204	H	Santa Clara	61 62
												220	H	Portland St.	70 76
												230	A	Cal St. Fullerton	72 61
												235	H	San Francisco	79 67
												266	A	UC Santa Barbara	56 46
												266	H	UC Santa Barbara	66 63
												275	H	Long Beach St.	57 55
												281	A	UC Riverside	70 75
												296	H	CSUN	61 39
												298	H	Sacramento St.	77 75
												302	A	UC Irvine	68 73
												302	H	UC Irvine	65 53
												312	A	Cal Poly	42 36
												312	H	Cal Poly	71 58
LAST 10 Division I															
302	H	UC Irvine	65 53	296	H	CSUN	61 39								
312	H	Cal Poly	71 58	312	A	Cal Poly	42 36								
302	A	UC Irvine	68 73	266	A	UC Santa Barbara	56 46								
230	A	Cal St. Fullerton	72 61	275	H	Long Beach St.	57 55								
266	H	UC Santa Barbara	66 63	176	H	Hawaii	62 49								

Non-Div I Games: William Jessup 96 32

UC Davis

■ Loss,
 ■ Non-Conf,
 ■ S Site,
 ■ Home
 ■ A Away
 N Neutral

U
C
I
r
v
i
n
e

U
C
I
r
v
i
n
e

Loss, Non-Conf, S Site, H Home A Away N Neutral

UC Riverside

Through Games Of Feb. 15, 2020

Average RPI Win:	269	WON-LOST	WINNING	LAST 10	STRENGTH OF	OPP. STRENGTH	TEAM	ADJ.	CONF.	ADJ CONF.
Average RPI Loss:	188	RECORD	PCT. RANK	GAMES	SCHEDULE	OF SCHEDULE	RPI	RPI	RPI	RPI
DIV. I ONLY	8- 16	263	4-6	239	250	281	281	28	28	
DIV. I NON-CONF.	4- 10	259	0	193	199	261	261	26	26	
TOTALS	RPI 1-25	RPI 26-50	W-L RECORDS	RPI 51-100	RPI 101-150	RPI 150+				
8- 16	0- 2	0- 0	OVERALL	0- 1	0- 2	8- 11				
6- 4	0- 0	0- 0	HOME	0- 1	0- 0	6- 3				
2- 12	0- 2	0- 0	AWAY	0- 0	0- 2	2- 8				
0- 0	0- 0	0- 0	NEUTRAL	0- 0	0- 0	0- 0				
4- 10	0- 2	0- 0	NON-CONFERENCE	0- 1	0- 2	4- 5				
3- 2	0- 0	0- 0	HOME	0- 1	0- 0	3- 1				
1- 8	0- 2	0- 0	AWAY	0- 0	0- 2	1- 4				
0- 0	0- 0	0- 0	NEUTRAL	0- 0	0- 0	0- 0				
4- 6	0- 0	0- 0	CONFERENCE	0- 0	0- 0	4- 6				
3- 2	0- 0	0- 0	HOME	0- 0	0- 0	3- 2				
1- 4	0- 0	0- 0	AWAY	0- 0	0- 0	1- 4				
0- 0	0- 0	0- 0	NEUTRAL	0- 0	0- 0	0- 0				

RPI 1-25				RPI 26-50				RPI 51-100				RPI 101+ Team's RPI: 281			
RPI	S	Opponent	Score	RPI	S	Opponent	Score	RPI	S	Opponent	Score	RPI	S	Opponent	Score
1	A	Oregon	41 84					72	H	Southern California	59 76	118	A	VCU	51 67
23	A	Arizona	27 70									141	A	California	61 84
												160	H	UC Davis	75 70
												176	A	Hawaii	57 80
												176	H	Hawaii	59 65
												184	A	Southern Utah	68 79
												200	A	New Mexico	70 80
												216	A	UTEP	50 63
												225	H	CSU Bakersfield	53 52
												230	A	Cal St. Fullerton	61 71
												264	A	Colorado St.	40 52
												266	H	UC Santa Barbara	66 61
												275	A	Long Beach St.	67 73
												275	H	Long Beach St.	58 57
												288	H	California Baptist	80 64
												296	A	CSUN	67 62
												302	H	UC Irvine	53 77
												312	A	Cal Poly	70 75
												316	A	New Mexico St.	60 58
												320	H	Weber St.	54 64
												326	H	Utah Valley	67 53
LAST 10 Division I															
275	H	Long Beach St.	58 57	176	H	Hawaii	59 65								
230	A	Cal St. Fullerton	61 71	312	A	Cal Poly	70 75								
296	A	CSUN	67 62	266	H	UC Santa Barbara	66 61								
302	H	UC Irvine	53 77	176	A	Hawaii	57 80								
275	A	Long Beach St.	67 73	160	H	UC Davis	75 70								

Non-Div I Games:

UC Riverside

Loss, Non-Conf, S Site, H Home A Away N Neutral

Average RPI Win:	270	WON-LOST	WINNING	LAST 10	STRENGTH OF	OPP. STRENGTH	TEAM	ADJ.	CONF.	ADJ CONF.
Average RPI Loss:	183	RECORD	PCT. RANK	GAMES	SCHEDULE	OF SCHEDULE	RPI	RPI	RPI	RPI
DIV. I ONLY	9- 14	242	5-5	240	305	266	266	28	28	
DIV. I NON-CONF.	4- 8	235	0	181	284	263	263	26	26	
TOTALS	RPI 1-25	RPI 26-50	W-L RECORDS	RPI 51-100	RPI 101-150	RPI 150+				
9- 14	0- 1	0- 0	OVERALL	1- 1	0- 1	8- 11				
5- 5	0- 0	0- 0	HOME	1- 0	0- 1	4- 4				
3- 8	0- 1	0- 0	AWAY	0- 0	0- 0	3- 7				
1- 1	0- 0	0- 0	NEUTRAL	0- 1	0- 0	1- 0				
4- 8	0- 1	0- 0	NON-CONFERENCE	1- 1	0- 1	3- 5				
3- 2	0- 0	0- 0	HOME	1- 0	0- 1	2- 1				
0- 5	0- 1	0- 0	AWAY	0- 0	0- 0	0- 4				
1- 1	0- 0	0- 0	NEUTRAL	0- 1	0- 0	1- 0				
5- 6	0- 0	0- 0	CONFERENCE	0- 0	0- 0	5- 6				
2- 3	0- 0	0- 0	HOME	0- 0	0- 0	2- 3				
3- 3	0- 0	0- 0	AWAY	0- 0	0- 0	3- 3				
0- 0	0- 0	0- 0	NEUTRAL	0- 0	0- 0	0- 0				

RPI 1-25				RPI 26-50				RPI 51-100				RPI 101+ Team's RPI: 266			
RPI	S	Opponent	Score	RPI	S	Opponent	Score	RPI	S	Opponent	Score	RPI	S	Opponent	Score
23	A	Arizona	42 61					72	H	Southern California	57 46	117	H	Pacific	53 63
								89	N	SFA	56 67	157	A	Saint Mary's (CA)	43 64
												160	A	UC Davis	63 66
												160	H	UC Davis	46 56
												166	H	San Jose St.	70 73
												176	H	Hawaii	51 63
												218	A	Grand Canyon	57 58
												225	A	CSU Bakersfield	62 66
												230	A	Cal St. Fullerton	75 66
												230	H	Cal St. Fullerton	68 70
												245	H	San Diego St.	64 52
												275	A	Long Beach St.	53 59
												281	A	UC Riverside	61 66
												288	A	California Baptist	81 85
												296	A	CSUN	65 55
												302	A	UC Irvine	65 61
												302	H	UC Irvine	67 57
												312	H	Cal Poly	52 50
												326	H	Utah Valley	59 51
												348	N	Chicago St.	96 65
LAST 10 Division I															
296	A	CSUN	65 55	230	A	Cal St. Fullerton	75 66								
275	A	Long Beach St.	53 59	160	H	UC Davis	46 56								
176	H	Hawaii	51 63	281	A	UC Riverside	61 66								
302	H	UC Irvine	67 57	302	A	UC Irvine	65 61								
160	A	UC Davis	63 66	312	H	Cal Poly	52 50								

Non-Div I Games: Ottawa (AZ) 72 57

UC Santa Barbara

■ Loss,
 ■ Non-Conf,
 ■ S Site,
 ■ Home
 ■ A Away
 N Neutral

UCF				STRENGTH OF SCHEDULE	OPP. STRENGTH OF SCHEDULE	TEAM RPI	ADJ. RPI	CONF. RPI	ADJ CONF. RPI
Average RPI Win:	170	WON-LOST RECORD	WINNING PCT. RANK						
Average RPI Loss:	57		LAST 10 GAMES						
DIV. I ONLY	15- 8	78	6-4	42	81	44	44	9	9
DIV. I NON-CONF.	8- 4	90	0	21	82	45	45	9	9
<hr/>									
TOTALS	RPI 1-25	RPI 26-50	W-L RECORDS	RPI 51-100	RPI 101-150	RPI 150+			
15- 8	1- 2	0- 2	OVERALL	3- 3	0- 1	11- 0			
11- 1	1- 1	0- 0	HOME	1- 0	0- 0	9- 0			
4- 5	0- 0	0- 1	AWAY	2- 3	0- 1	2- 0			
0- 2	0- 1	0- 1	NEUTRAL	0- 0	0- 0	0- 0			
8- 4	1- 1	0- 2	NON-CONFERENCE	1- 1	0- 0	6- 0			
7- 0	1- 0	0- 0	HOME	0- 0	0- 0	6- 0			
1- 2	0- 0	0- 1	AWAY	1- 1	0- 0	0- 0			
0- 2	0- 1	0- 1	NEUTRAL	0- 0	0- 0	0- 0			
7- 4	0- 1	0- 0	CONFERENCE	2- 2	0- 1	5- 0			
4- 1	0- 1	0- 0	HOME	1- 0	0- 0	3- 0			
3- 3	0- 0	0- 0	AWAY	1- 2	0- 1	2- 0			
0- 0	0- 0	0- 0	NEUTRAL	0- 0	0- 0	0- 0			

RPI 1-25				RPI 26-50				RPI 51-100				RPI 101+			
RPI	S	Opponent	Score	RPI	S	Opponent	Score	RPI	S	Opponent	Score	RPI	S	Opponent	Score
7	H	UConn	52 59	29	A	FGCU	50 72	61	A	Belmont	37 72	149	A	Tulane	59 60
10	N	UCLA	56 61	40	N	James Madison	43 46	63	A	South Fla.	64 57	157	H	Saint Mary's (CA)	67 58
20	H	Central Mich.	64 58					79	A	Temple	65 67	167	H	Wright St.	69 53
								84	A	Cincinnati	64 81	169	A	Houston	67 49
								84	H	Cincinnati	49 42	177	H	Memphis	82 66
								89	A	SFA	63 57	181	H	Delaware	75 49
												186	H	Quinnipiac	80 58
												224	H	Stetson	66 40
												246	A	Tulsa	62 49
												249	H	SMU	67 57
												254	H	East Carolina	91 55
												287	H	Pittsburgh	74 58
<hr/>															
LAST 10 Division I															
84	H	Cincinnati	49 42	177	H	Memphis	82 66								
169	A	Houston	67 49	149	A	Tulane	59 60								
246	A	Tulsa	62 49	63	A	South Fla.	64 57								
249	H	SMU	67 57	7	H	UConn	52 59								
79	A	Temple	65 67	84	A	Cincinnati	64 81								

Non-Div I Games:

UCF

■ Loss,
 ■ Non-Conf,
 ■ S Site,
 ■ H Home
 ■ A Away
 N Neutral

Average RPI Win:	118	WON-LOST	WINNING	LAST 10	STRENGTH OF	OPP. STRENGTH	TEAM	ADJ.	CONF.	ADJ CONF.
Average RPI Loss:	32	RECORD	PCT. RANK	GAMES	SCHEDULE	OF SCHEDULE	RPI	RPI	RPI	RPI
DIV. I ONLY	21- 3	15	7-3	32	17	10	10	1	1	
DIV. I NON-CONF.	11- 0	1	0	171	51	16	16	1	1	
TOTALS	RPI 1-25	RPI 26-50	W-L RECORDS	RPI 51-100	RPI 101-150	RPI 150+				
21- 3	3- 2	4- 0	OVERALL	6- 1	3- 0	5- 0				
11- 1	1- 1	1- 0	HOME	3- 0	2- 0	4- 0				
9- 2	2- 1	2- 0	AWAY	3- 1	1- 0	1- 0				
1- 0	0- 0	1- 0	NEUTRAL	0- 0	0- 0	0- 0				
11- 0	1- 0	2- 0	NON-CONFERENCE	2- 0	1- 0	5- 0				
6- 0	0- 0	0- 0	HOME	1- 0	1- 0	4- 0				
4- 0	1- 0	1- 0	AWAY	1- 0	0- 0	1- 0				
1- 0	0- 0	1- 0	NEUTRAL	0- 0	0- 0	0- 0				
10- 3	2- 2	2- 0	CONFERENCE	4- 1	2- 0	0- 0				
5- 1	1- 1	1- 0	HOME	2- 0	1- 0	0- 0				
5- 2	1- 1	1- 0	AWAY	2- 1	1- 0	0- 0				
0- 0	0- 0	0- 0	NEUTRAL	0- 0	0- 0	0- 0				

RPI	S	Opponent	Score	RPI	S	Opponent	Score	RPI	S	Opponent	Score	RPI	S	Opponent	Score
1	H	Oregon	66 80	27	A	Arizona St.	70 61	55	H	Yale	100 65	117	H	Pacific	68 57
11	A	Stanford	79 69	27	H	Arizona St.	68 66	72	A	Southern California	68 70	133	H	Washington	85 80
14	A	Indiana	68 58	44	N	UCF	61 56	72	H	Southern California	83 59	141	A	California	74 70
23	A	Arizona	66 92	50	A	Virginia	73 62	73	A	Colorado	65 62	222	H	Northern Colo.	92 58
23	H	Arizona	70 58					83	A	Georgia	59 50	275	H	Long Beach St.	86 51
								99	A	Utah	84 54	292	H	LMU (CA)	74 52
								100	H	Washington St.	66 50	296	A	CSUN	58 44
												320	H	Weber St.	85 45
LAST 10 Division I															
1	H	Oregon	66 80	100	H	Washington St.	66 50								
141	A	California	74 70	133	H	Washington	85 80								
11	A	Stanford	79 69	72	A	Southern California	68 70								
27	A	Arizona St.	70 61	73	A	Colorado	65 62								
23	A	Arizona	66 92	99	A	Utah	84 54								

Non-Div I Games:

UCLA

Average RPI Win:	116	WON-LOST	WINNING	LAST 10	STRENGTH OF	OPP. STRENGTH	TEAM	ADJ.	CONF.	ADJ CONF.
Average RPI Loss:	3	RECORD	PCT. RANK	GAMES	SCHEDULE	OF SCHEDULE	RPI	RPI	RPI	RPI
DIV. I ONLY	20- 3	17	8-2	19	7	7	7	9	9	
DIV. I NON-CONF.	10- 3	57	1-2	5	1	4	4	9	9	
TOTALS	RPI 1-25	RPI 26-50	W-L RECORDS	RPI 51-100	RPI 101-150	RPI 150+				
20- 3	2- 3	4- 0	OVERALL	4- 0	3- 0	7- 0				
9- 2	0- 2	2- 0	HOME	1- 0	2- 0	4- 0				
10- 1	2- 1	1- 0	AWAY	3- 0	1- 0	3- 0				
1- 0	0- 0	1- 0	NEUTRAL	0- 0	0- 0	0- 0				
10- 3	2- 3	3- 0	NON-CONFERENCE	2- 0	3- 0	0- 0				
4- 2	0- 2	2- 0	HOME	0- 0	2- 0	0- 0				
5- 1	2- 1	0- 0	AWAY	2- 0	1- 0	0- 0				
1- 0	0- 0	1- 0	NEUTRAL	0- 0	0- 0	0- 0				
10- 0	0- 0	1- 0	CONFERENCE	2- 0	0- 0	7- 0				
5- 0	0- 0	0- 0	HOME	1- 0	0- 0	4- 0				
5- 0	0- 0	1- 0	AWAY	1- 0	0- 0	3- 0				
0- 0	0- 0	0- 0	NEUTRAL	0- 0	0- 0	0- 0				

RPI	S	Opponent	Score	RPI	S	Opponent	Score	RPI	S	Opponent	Score	RPI	S	Opponent	Score
1	H	Oregon	56 74	44	A	UCF	59 52	59	A	Dayton	75 37	106	A	Vanderbilt	64 51
2	A	South Carolina	52 70	45	N	Oklahoma	97 53	68	A	Seton Hall	92 78	114	H	Notre Dame	81 57
6	H	Baylor	58 74	48	H	Tennessee	60 45	79	A	Temple	83 54	141	H	California	72 61
19	A	DePaul	84 74	50	H	Virginia	83 44	84	H	Cincinnati	80 50	158	H	Wichita St.	83 55
25	A	Ohio St.	73 62									169	H	Houston	91 51
												177	A	Memphis	68 56
												177	H	Memphis	94 55
												246	H	Tulsa	92 34
												249	A	SMU	80 42
												254	A	East Carolina	98 42
LAST 10 Division I															
2	A	South Carolina	52 70	48	H	Tennessee	60 45								
177	H	Memphis	94 55	246	H	Tulsa	92 34								
1	H	Oregon	56 74	44	A	UCF	59 52								
84	H	Cincinnati	80 50	177	A	Memphis	68 56								
254	A	East Carolina	98 42	169	H	Houston	91 51								

Non-Div I Games:

UConn

UIC				STRENGTH OF SCHEDULE	OPP. STRENGTH OF SCHEDULE	TEAM RPI	ADJ. RPI	CONF. RPI	ADJ CONF. RPI
Average RPI Win:	290	WON-LOST RECORD	WINNING PCT. RANK						
Average RPI Loss:	195		LAST 10 GAMES						
DIV. I ONLY	3- 23	339	1-9	296	274	342	342	22	22
DIV. I NON-CONF.	1- 10	329	0	307	212	338	338	21	21
<hr/>									
TOTALS	RPI 1-25	RPI 26-50	W-L RECORDS	RPI 51-100	RPI 101-150	RPI 150+			
3- 23	0- 1	0- 0	OVERALL	0- 1	0- 3	3- 18			
2- 10	0- 1	0- 0	HOME	0- 1	0- 0	2- 8			
1- 13	0- 0	0- 0	AWAY	0- 0	0- 3	1- 10			
0- 0	0- 0	0- 0	NEUTRAL	0- 0	0- 0	0- 0			
1- 10	0- 1	0- 0	NON-CONFERENCE	0- 0	0- 2	1- 7			
0- 5	0- 1	0- 0	HOME	0- 0	0- 0	0- 4			
1- 5	0- 0	0- 0	AWAY	0- 0	0- 2	1- 3			
0- 0	0- 0	0- 0	NEUTRAL	0- 0	0- 0	0- 0			
2- 13	0- 0	0- 0	CONFERENCE	0- 1	0- 1	2- 11			
2- 5	0- 0	0- 0	HOME	0- 1	0- 0	2- 4			
0- 8	0- 0	0- 0	AWAY	0- 0	0- 1	0- 7			
0- 0	0- 0	0- 0	NEUTRAL	0- 0	0- 0	0- 0			

RPI 1-25				RPI 26-50				RPI 51-100				RPI 101+ Team's RPI: 342			
RPI	S	Opponent	Score	RPI	S	Opponent	Score	RPI	S	Opponent	Score	RPI	S	Opponent	Score
24	H	Florida St.	42 86					52	H	IUPUI	49 88	107	A	Kansas St.	40 84
												115	A	Kansas	50 91
												139	A	Green Bay	36 73
												152	H	Western Mich.	52 80
												167	A	Wright St.	55 79
												167	H	Wright St.	43 58
												173	H	Eastern Mich.	59 68
												174	A	Valparaiso	37 63
												189	A	Miami (OH)	35 85
												190	A	Northern Ky.	35 78
												190	H	Northern Ky.	46 88
												203	A	Cleveland St.	44 84
												203	H	Cleveland St.	43 83
												226	H	Eastern Ill.	45 80
												232	A	Youngstown St.	65 77
												232	H	Youngstown St.	59 53
												233	A	Milwaukee	55 71
												277	H	Indiana St.	40 61
												290	A	Oakland	46 63
												290	H	Oakland	70 64
												329	A	Purdue Fort Wayne	50 61
												330	A	Detroit Mercy	52 58
												330	H	Detroit Mercy	62 70
												348	A	Chicago St.	73 61
<hr/>															
								LAST 10 Division I							
				167	A	Wright St.	55 79			232	H	Youngstown St.	59 53		
				190	A	Northern Ky.	35 78			52	H	IUPUI	49 88		
				330	A	Detroit Mercy	52 58			139	A	Green Bay	36 73		
				290	A	Oakland	46 63			233	A	Milwaukee	55 71		
				203	H	Cleveland St.	43 83			190	H	Northern Ky.	46 88		

Non-Div I Games:

UIC

■ Loss,
 ■ Non-Conf,
 ■ S Site,
 ■ H Home
 ■ A Away
 N Neutral

U
M
B
C

U
M
B
C

UMBC

Average RPI Win: 273

Average RPI Loss: 199

WON-LOST

RECORD

PCT. RANK

LAST 10

GAMES

WINNING

PCT. RANK

LAST 10

GAMES

STRENGTH OF

SCHEDULE

OPP. STRENGTH

OF SCHEDULE

TEAM

RPI

ADJ.

RPI

CONF.

RPI

ADJ CONF.

RPI

DIV. I ONLY

7- 15

277

4-6

266

330

299

299

27

27

DIV. I NON-CONF.

3- 7

252

0

241

329

289

289

27

27

TOTALS

RPI 1-25

RPI 26-50

W-L RECORDS

RPI 51-100

RPI 101-150

RPI 150+

7- 15

0- 0

0- 0

OVERALL

0- 3

0- 1

7- 11

4- 4

0- 0

0- 0

HOME

0- 1

0- 0

4- 3

3- 9

0- 0

0- 0

AWAY

0- 2

0- 1

3- 6

0- 2

0- 0

0- 0

NEUTRAL

0- 0

0- 0

0- 2

3- 7

0- 0

0- 0

NON-CONFERENCE

0- 1

0- 1

3- 5

2- 1

0- 0

0- 0

HOME

0- 0

0- 0

2- 1

1- 4

0- 0

0- 0

AWAY

0- 1

0- 1

1- 2

0- 2

0- 0

0- 0

NEUTRAL

0- 0

0- 0

0- 2

4- 8

0- 0

0- 0

CONFERENCE

0- 2

0- 0

4- 6

2- 3

0- 0

0- 0

HOME

0- 1

0- 0

2- 2

2- 5

0- 0

0- 0

AWAY

0- 1

0- 0

2- 4

0- 0

0- 0

0- 0

NEUTRAL

0- 0

0- 0

0- 0

RPI 1-25

RPI 26-50

RPI 51-100

RPI 101+

Team's RPI: 299

RPI S Opponent Score

RPI S Opponent Score

RPI S Opponent Score

RPI S Opponent Score

66 A Stony Brook 45 57

66 H Stony Brook 49 66

78 A Syracuse 48 82

119 A William & Mary 48 76

168 H Binghamton 43 61

180 N La Salle 58 74

183 A Mt. St. Mary's 61 71

185 A Lafayette 65 58

207 A Maine 74 54

217 N Kennesaw St. 44 59

234 A UMass Lowell 64 75

234 H UMass Lowell 65 52

251 H Morgan St. 65 63

257 H Howard 61 72

262 A New Hampshire 51 56

262 H New Hampshire 63 72

283 A Wagner 60 67

293 A Vermont 58 60

314 A Albany (NY) 51 56

340 H Coppin St. 71 48

347 A Hartford 56 47

347 H Hartford 61 54

LAST 10 Division I

262 A New Hampshire 51 56

234 H UMass Lowell 65 52

347 A Hartford 56 47

66 H Stony Brook 49 66

314 A Albany (NY) 51 56

207 A Maine 74 54

347 H Hartford 61 54

262 H New Hampshire 63 72

293 A Vermont 58 60

168 H Binghamton 43 61

Non-Div I Games:

Gettysburg

92 50

UMBC

Loss, Non-Conf, S Site, H Home A Away N Neutral

Page 307

UMES				STRENGTH OF SCHEDULE	OPP. STRENGTH OF SCHEDULE	TEAM RPI	ADJ. RPI	CONF. RPI	ADJ CONF. RPI
Average RPI Win:	249	WON-LOST RECORD	WINNING PCT. RANK						
Average RPI Loss:	181		LAST 10 GAMES						
DIV. I ONLY	3- 18	326	2-8	175	299	317	317	29	29
DIV. I NON-CONF.	1- 10	329	0	83	172	296	296	29	29
<hr/>									
TOTALS	RPI 1-25	RPI 26-50	W-L RECORDS	RPI 51-100	RPI 101-150	RPI 150+			
3- 18	0- 0	0- 2	OVERALL	0- 2	0- 4	3- 10			
2- 7	0- 0	0- 0	HOME	0- 0	0- 2	2- 5			
1- 11	0- 0	0- 2	AWAY	0- 2	0- 2	1- 5			
0- 0	0- 0	0- 0	NEUTRAL	0- 0	0- 0	0- 0			
1- 10	0- 0	0- 2	NON-CONFERENCE	0- 2	0- 3	1- 3			
1- 3	0- 0	0- 0	HOME	0- 0	0- 1	1- 2			
0- 7	0- 0	0- 2	AWAY	0- 2	0- 2	0- 1			
0- 0	0- 0	0- 0	NEUTRAL	0- 0	0- 0	0- 0			
2- 8	0- 0	0- 0	CONFERENCE	0- 0	0- 1	2- 7			
1- 4	0- 0	0- 0	HOME	0- 0	0- 1	1- 3			
1- 4	0- 0	0- 0	AWAY	0- 0	0- 0	1- 4			
0- 0	0- 0	0- 0	NEUTRAL	0- 0	0- 0	0- 0			

RPI 1-25			RPI 26-50			RPI 51-100			RPI 101+ Team's RPI: 317		
RPI	S	Opponent	Score	RPI	S	Opponent	Score	RPI	S	Opponent	Score
28	A	Old Dominion	39 48	70	A	Charlotte	44 64	110	H	Richmond	52 64
30	A	Virginia Tech	43 86	78	A	Syracuse	50 65	119	A	William & Mary	50 78
								126	H	Bethune-Cookman	53 62
								145	A	UNC Greensboro	48 86
								154	A	Norfolk St.	45 68
								161	H	N.C. A&T	31 67
								183	H	Mt. St. Mary's	78 76
								242	H	Georgetown	39 57
								251	A	Morgan St.	71 61
								251	H	Morgan St.	44 55
								254	A	East Carolina	42 57
								257	H	Howard	58 79
								265	H	Longwood	62 71
								271	A	Delaware St.	58 72
								313	H	N.C. Central	65 63
								340	A	Coppin St.	63 66
								349	A	South Carolina St.	55 60
<hr/>											
LAST 10 Division I											
126	H	Bethune-Cookman	53 62	349	A	South Carolina St.	55 60				
340	A	Coppin St.	63 66	154	A	Norfolk St.	45 68				
251	A	Morgan St.	71 61	313	H	N.C. Central	65 63				
271	A	Delaware St.	58 72	161	H	N.C. A&T	31 67				
251	H	Morgan St.	44 55	257	H	Howard	58 79				

Non-Div I Games: Greensboro 65 48 Wesley 75 29

UMES

■ Loss,
 ■ Non-Conf,
 ■ S Site,
 ■ H Home
 ■ A Away
 N Neutral

Average RPI Win: 271	WON-LOST	WINNING	LAST 10	STRENGTH OF	OPP. STRENGTH	TEAM	ADJ.	CONF.	ADJ CONF.
Average RPI Loss: 167	RECORD	PCT. RANK	GAMES	SCHEDULE	OF SCHEDULE	RPI	RPI	RPI	RPI
DIV. I ONLY	14- 10	119	8-2	311	237	222	222	31	31
DIV. I NON-CONF.	5- 7	205	0	270	39	266	266	32	32
TOTALS	RPI 1-25	RPI 26-50	W-L RECORDS	RPI 51-100	RPI 101-150	RPI 150+			
14- 10	0- 1	0- 0	OVERALL	0- 0	1- 5	13- 4			
9- 5	0- 0	0- 0	HOME	0- 0	1- 4	8- 1			
5- 5	0- 1	0- 0	AWAY	0- 0	0- 1	5- 3			
0- 0	0- 0	0- 0	NEUTRAL	0- 0	0- 0	0- 0			
5- 7	0- 1	0- 0	NON-CONFERENCE	0- 0	1- 5	4- 1			
4- 4	0- 0	0- 0	HOME	0- 0	1- 4	3- 0			
1- 3	0- 1	0- 0	AWAY	0- 0	0- 1	1- 1			
0- 0	0- 0	0- 0	NEUTRAL	0- 0	0- 0	0- 0			
9- 3	0- 0	0- 0	CONFERENCE	0- 0	0- 0	9- 3			
5- 1	0- 0	0- 0	HOME	0- 0	0- 0	5- 1			
4- 2	0- 0	0- 0	AWAY	0- 0	0- 0	4- 2			
0- 0	0- 0	0- 0	NEUTRAL	0- 0	0- 0	0- 0			

RPI 1-25				RPI 26-50				RPI 51-100				RPI 101+ Team's RPI: 222			
RPI	S	Opponent	Score	RPI	S	Opponent	Score	RPI	S	Opponent	Score	RPI	S	Opponent	Score
5	A	Missouri St.	58 83									105	H	Liberty	44 68
												107	H	Kansas St.	67 74
												117	A	Pacific	60 89
												121	H	Davidson	64 74
												130	H	Missouri	59 56
												135	H	Loyola Chicago	67 72
												218	A	Grand Canyon	74 53
												218	H	Grand Canyon	56 62
												220	H	Portland St.	87 69
												225	A	CSU Bakersfield	60 70
												225	H	CSU Bakersfield	58 43
												231	A	George Mason	64 58
												256	H	Denver	83 79
												288	H	California Baptist	75 65
												306	H	Eastern Wash.	66 55
												307	A	Seattle U	76 65
												310	A	Omaha	53 57
												316	A	New Mexico St.	55 50
												316	H	New Mexico St.	56 52
												318	A	UTRGV	72 58
												318	H	UTRGV	60 56
												326	A	Utah Valley	41 62
												348	H	Chicago St.	73 57
LAST 10 Division I															
225	H	CSU Bakersfield	58 43	288	H	California Baptist	75 65								
218	H	Grand Canyon	56 62	218	A	Grand Canyon	74 53								
316	A	New Mexico St.	55 50	225	A	CSU Bakersfield	60 70								
318	A	UTRGV	72 58	316	H	New Mexico St.	56 52								
348	H	Chicago St.	73 57	318	H	UTRGV	60 56								

Non-Div I Games: Rockhurst 78 60 Science & Arts Okla74 43

UMKC

Loss, Non-Conf, S Site, H Home A Away N Neutral

Average RPI Win:	294	WON-LOST	WINNING	LAST 10	STRENGTH OF	OPP. STRENGTH	TEAM	ADJ.	CONF.	ADJ CONF.
Average RPI Loss:	139	RECORD	PCT. RANK	GAMES	SCHEDULE	OF SCHEDULE	RPI	RPI	RPI	RPI
DIV. I ONLY	13- 13	176	6-4	279	293	234	234	27	27	
DIV. I NON-CONF.	4- 9	250	0	254	275	285	285	27	27	
TOTALS	RPI 1-25	RPI 26-50	W-L RECORDS	RPI 51-100	RPI 101-150	RPI 150+				
13- 13	0- 0	0- 0	OVERALL	0- 4	0- 4	13- 5				
8- 5	0- 0	0- 0	HOME	0- 2	0- 1	8- 2				
5- 8	0- 0	0- 0	AWAY	0- 2	0- 3	5- 3				
0- 0	0- 0	0- 0	NEUTRAL	0- 0	0- 0	0- 0				
4- 9	0- 0	0- 0	NON-CONFERENCE	0- 2	0- 4	4- 3				
2- 4	0- 0	0- 0	HOME	0- 1	0- 1	2- 2				
2- 5	0- 0	0- 0	AWAY	0- 1	0- 3	2- 1				
0- 0	0- 0	0- 0	NEUTRAL	0- 0	0- 0	0- 0				
9- 4	0- 0	0- 0	CONFERENCE	0- 2	0- 0	9- 2				
6- 1	0- 0	0- 0	HOME	0- 1	0- 0	6- 0				
3- 3	0- 0	0- 0	AWAY	0- 1	0- 0	3- 2				
0- 0	0- 0	0- 0	NEUTRAL	0- 0	0- 0	0- 0				

RPI 1-25			RPI 26-50			RPI 51-100			RPI 101+			Team's RPI: 234			
RPI	S	Opponent	Score	RPI	S	Opponent	Score	RPI	S	Opponent	Score	RPI	S	Opponent	Score
								55	H	Yale	59 67	103	A	Colgate	51 73
								66	A	Stony Brook	41 60	115	A	Kansas	44 79
								66	H	Stony Brook	69 89	147	H	Massachusetts	58 74
								75	A	Boston College	46 89	148	A	Providence	38 63
												162	H	Cornell	56 70
												168	A	Binghamton	66 56
												170	H	Dartmouth	51 62
												197	A	Merrimack	50 73
												207	A	Maine	53 77
												207	H	Maine	66 57
												262	A	New Hampshire	66 53
												262	H	New Hampshire	58 53
												293	H	Vermont	61 47
												299	A	UMBC	52 65
												299	H	UMBC	75 64
												314	H	Albany (NY)	53 51
												315	A	Bryant	55 35
												322	H	Fairleigh Dickinson	61 56
												339	H	LIU Brooklyn	65 56
												345	A	Central Conn. St.	56 54
												347	A	Hartford	68 63
												347	H	Hartford	64 56
LAST 10 Division I															
				347	H	Hartford	64 56		66	A	Stony Brook	41 60			
				207	A	Maine	53 77		293	H	Vermont	61 47			
				299	A	UMBC	52 65		314	H	Albany (NY)	53 51			
				66	H	Stony Brook	69 89		207	H	Maine	66 57			
				262	A	New Hampshire	66 53		168	A	Binghamton	66 56			

Non-Div I Games:

UMass Lowell

■ Loss,
 ■ Non-Conf, S Site,
 ■ Home
 ■ Away
 N Neutral

UNC Asheville

Through Games Of Feb. 15, 2020

Average RPI Win:	268	WON-LOST	WINNING	LAST 10	STRENGTH OF	OPP. STRENGTH	TEAM	ADJ.	CONF.	ADJ CONF.
Average RPI Loss:	200	RECORD	PCT. RANK	GAMES	SCHEDULE	OF SCHEDULE	RPI	RPI	RPI	RPI
DIV. I ONLY	12- 10	145	4-6	297	336	228	228	25	25	
DIV. I NON-CONF.	4- 3	138	0	336	328	240	240	28	28	
TOTALS	RPI 1-25	RPI 26-50	W-L RECORDS	RPI 51-100	RPI 101-150	RPI 150+				
12- 10	0- 0	0- 0	OVERALL	0- 1	1- 4	11- 5				
5- 5	0- 0	0- 0	HOME	0- 0	1- 2	4- 3				
6- 5	0- 0	0- 0	AWAY	0- 1	0- 2	6- 2				
1- 0	0- 0	0- 0	NEUTRAL	0- 0	0- 0	1- 0				
4- 3	0- 0	0- 0	NON-CONFERENCE	0- 1	0- 1	4- 1				
1- 1	0- 0	0- 0	HOME	0- 0	0- 1	1- 0				
2- 2	0- 0	0- 0	AWAY	0- 1	0- 0	2- 1				
1- 0	0- 0	0- 0	NEUTRAL	0- 0	0- 0	1- 0				
8- 7	0- 0	0- 0	CONFERENCE	0- 0	1- 3	7- 4				
4- 4	0- 0	0- 0	HOME	0- 0	1- 1	3- 3				
4- 3	0- 0	0- 0	AWAY	0- 0	0- 2	4- 1				
0- 0	0- 0	0- 0	NEUTRAL	0- 0	0- 0	0- 0				

RPI 1-25			RPI 26-50			RPI 51-100			RPI 101+			Team's RPI: 228
RPI	S	Opponent	Score	RPI	S	Opponent	Score	RPI	S	Opponent	Score	
						88 A Miami (FL)	46 75	123 A	Campbell	52 59		
								123 H	Campbell	60 52		
								142 A	Hampton	59 68		
								142 H	Hampton	66 76		
								145 H	UNC Greensboro	40 67		
								199 A	Radford	63 50		
								201 H	Gardner-Webb	59 65		
								209 H	High Point	76 60		
								243 N	Southern U.	53 34		
								261 A	Winthrop	50 43		
								261 H	Winthrop	65 55		
								265 A	Longwood	56 73		
								265 H	Longwood	51 54		
								280 A	Wofford	38 75		
								285 A	ETSU	72 54		
								311 A	Presbyterian	64 48		
								311 H	Presbyterian	54 39		
								331 A	USC Upstate	68 48		
								334 A	Western Caro.	64 47		
								344 H	Charleston So.	48 60		
								349 H	South Carolina St.	82 51		
LAST 10 Division I												
261 H	Winthrop	65 55	261 A	Winthrop	50 43							
311 A	Presbyterian	64 48	265 A	Longwood	56 73							
123 A	Campbell	52 59	201 H	Gardner-Webb	59 65							
265 H	Longwood	51 54	344 H	Charleston So.	48 60							
142 H	Hampton	66 76	199 A	Radford	63 50							

Non-Div I Games: Montreat 89 45 Lenoir-Rhyne 68 48

UNC Asheville

Loss, Non-Conf, S Site, H Home A Away N Neutral

UNC Greensboro

Through Games Of Feb. 15, 2020

Average RPI Win:	249	WON-LOST	WINNING	LAST 10	STRENGTH OF	OPP. STRENGTH	TEAM	ADJ.	CONF.	ADJ CONF.
Average RPI Loss:	159	RECORD	PCT. RANK	GAMES	SCHEDULE	OF SCHEDULE	RPI	RPI	RPI	RPI
DIV. I ONLY	15- 7	64	7-3	310	231	145	145	26	26	
DIV. I NON-CONF.	8- 4	90	0	158	277	93	93	20	20	
TOTALS	RPI 1-25	RPI 26-50	W-L RECORDS	RPI 51-100	RPI 101-150	RPI 150+				
15- 7	0- 0	0- 0	OVERALL	0- 1	2- 2	13- 4				
8- 2	0- 0	0- 0	HOME	0- 0	0- 1	8- 1				
7- 5	0- 0	0- 0	AWAY	0- 1	2- 1	5- 3				
0- 0	0- 0	0- 0	NEUTRAL	0- 0	0- 0	0- 0				
8- 4	0- 0	0- 0	NON-CONFERENCE	0- 1	2- 2	6- 1				
4- 1	0- 0	0- 0	HOME	0- 0	0- 1	4- 0				
4- 3	0- 0	0- 0	AWAY	0- 1	2- 1	2- 1				
0- 0	0- 0	0- 0	NEUTRAL	0- 0	0- 0	0- 0				
7- 3	0- 0	0- 0	CONFERENCE	0- 0	0- 0	7- 3				
4- 1	0- 0	0- 0	HOME	0- 0	0- 0	4- 1				
3- 2	0- 0	0- 0	AWAY	0- 0	0- 0	3- 2				
0- 0	0- 0	0- 0	NEUTRAL	0- 0	0- 0	0- 0				

RPI 1-25			RPI 26-50			RPI 51-100			RPI 101+ Team's RPI: 145		
RPI	S	Opponent	Score	RPI	S	RPI	S	Opponent	Score		
						80	A	Coastal Caro.	54	63	
								105	A	Liberty	58 53
								110	H	Richmond	62 70
								112	A	Wake Forest	67 65
								123	A	Campbell	64 72
								161	A	N.C. A&T	48 57
								164	H	Samford	42 56
								196	A	Chattanooga	59 74
								196	H	Chattanooga	49 41
								209	H	High Point	82 70
								210	A	Furman	59 53
								228	A	UNC Asheville	67 40
								241	H	Appalachian St.	54 47
								248	A	Col. of Charleston	69 56
								280	A	Wofford	61 66
								285	A	ETSU	65 45
								285	H	ETSU	63 47
								309	H	Georgia St.	64 49
								317	H	UMES	86 48
								323	H	Mercer	67 51
								334	A	Western Caro.	72 61
								334	H	Western Caro.	54 43
LAST 10 Division I											
334	A	Western Caro.	72 61	280	A	Wofford	61 66				
285	A	ETSU	65 45	210	A	Furman	59 53				
196	A	Chattanooga	59 74	334	H	Western Caro.	54 43				
164	H	Samford	42 56	196	H	Chattanooga	49 41				
323	H	Mercer	67 51	285	H	ETSU	63 47				

Non-Div I Games: Erskine 106 44 Concord 80 45 Lenoir-Rhyne 84 59

UNC Greensboro

Loss, Non-Conf, S Site, H Home A Away N Neutral

Average RPI Win:	256	WON-LOST	WINNING	LAST 10	STRENGTH OF	OPP. STRENGTH	TEAM	ADJ.	CONF.	ADJ CONF.
Average RPI Loss:	143	RECORD	PCT. RANK	GAMES	SCHEDULE	OF SCHEDULE	RPI	RPI	RPI	RPI
DIV. I ONLY	5- 16	309	2-8	127	225	272	272	14	14	
DIV. I NON-CONF.	2- 7	288	0	147	327	282	282	13	13	
TOTALS	RPI 1-25	RPI 26-50	W-L RECORDS	RPI 51-100	RPI 101-150	RPI 150+				
5- 16	0- 1	0- 1	OVERALL	0- 3	1- 5	4- 6				
2- 8	0- 0	0- 1	HOME	0- 2	0- 2	2- 3				
3- 7	0- 1	0- 0	AWAY	0- 0	1- 3	2- 3				
0- 1	0- 0	0- 0	NEUTRAL	0- 1	0- 0	0- 0				
2- 7	0- 1	0- 0	NON-CONFERENCE	0- 2	0- 1	2- 3				
1- 3	0- 0	0- 0	HOME	0- 1	0- 0	1- 2				
1- 3	0- 1	0- 0	AWAY	0- 0	0- 1	1- 1				
0- 1	0- 0	0- 0	NEUTRAL	0- 1	0- 0	0- 0				
3- 9	0- 0	0- 1	CONFERENCE	0- 1	1- 4	2- 3				
1- 5	0- 0	0- 1	HOME	0- 1	0- 2	1- 1				
2- 4	0- 0	0- 0	AWAY	0- 0	1- 2	1- 2				
0- 0	0- 0	0- 0	NEUTRAL	0- 0	0- 0	0- 0				

RPI 1-25				RPI 26-50				RPI 51-100				RPI 101+				Team's RPI: 272	
RPI	S	Opponent	Score	RPI	S	Opponent	Score	RPI	S	Opponent	Score	RPI	S	Opponent	Score		
16	A	NC State	40 80	40	H	James Madison	58 66	54	H	Drexel	72 73	112	A	Wake Forest	55 65		
								80	H	Coastal Caro.	43 62	119	A	William & Mary	72 55		
								97	N	North Carolina	45 85	119	H	William & Mary	55 63		
												140	A	Northeastern	61 63		
												144	A	Elon	53 77		
												144	H	Elon	57 60		
												178	A	Towson	45 78		
												178	H	Towson	41 62		
												181	H	Delaware	71 65		
												217	H	Kennesaw St.	56 58		
												248	A	Col. of Charleston	63 67		
												261	H	Winthrop	63 75		
												265	A	Longwood	58 59		
												311	A	Presbyterian	70 60		
												321	A	Hofstra	62 59		
												349	H	South Carolina St.	84 46		
LAST 10 Division I																	
178	A	Towson	45 78	248	A	Col. of Charleston	63 67										
119	H	William & Mary	55 63	178	H	Towson	41 62										
144	H	Elon	57 60	40	H	James Madison	58 66										
140	A	Northeastern	61 63	144	A	Elon	53 77										
321	A	Hofstra	62 59	119	A	William & Mary	72 55										

Non-Div I Games: Catawba 75 78 Mount Olive 75 67

UNCW

Loss, Non-Conf, S Site, H Home A Away N Neutral

Average RPI Win:	171	WON-LOST	WINNING	LAST 10	STRENGTH OF	OPP. STRENGTH	TEAM	ADJ.	CONF.	ADJ CONF.
Average RPI Loss:	63	RECORD	PCT. RANK	GAMES	SCHEDULE	OF SCHEDULE	RPI	RPI	RPI	RPI
DIV. I ONLY	14- 9	109	6-4	105	36	74	74	7	7	
DIV. I NON-CONF.	7- 3	80	0	117	3	48	48	7	7	
TOTALS	RPI 1-25	RPI 26-50	W-L RECORDS	RPI 51-100	RPI 101-150	RPI 150+				
14- 9	1- 3	1- 3	OVERALL	3- 2	2- 0	7- 1				
8- 1	1- 1	0- 0	HOME	2- 0	1- 0	4- 0				
6- 6	0- 1	1- 3	AWAY	1- 1	1- 0	3- 1				
0- 2	0- 1	0- 0	NEUTRAL	0- 1	0- 0	0- 0				
7- 3	1- 1	1- 1	NON-CONFERENCE	1- 1	1- 0	3- 0				
3- 0	1- 0	0- 0	HOME	1- 0	0- 0	1- 0				
4- 1	0- 0	1- 1	AWAY	0- 0	1- 0	2- 0				
0- 2	0- 1	0- 0	NEUTRAL	0- 1	0- 0	0- 0				
7- 6	0- 2	0- 2	CONFERENCE	2- 1	1- 0	4- 1				
5- 1	0- 1	0- 0	HOME	1- 0	1- 0	3- 0				
2- 5	0- 1	0- 2	AWAY	1- 1	0- 0	1- 1				
0- 0	0- 0	0- 0	NEUTRAL	0- 0	0- 0	0- 0				

RPI	S	Opponent	Score	RPI	S	Opponent	Score	RPI	S	Opponent	Score	RPI	S	Opponent	Score
5	A	Missouri St.	66 80	33	A	Drake	87 104	52	H	IUPUI	51 50	130	A	Missouri	78 73
5	H	Missouri St.	55 66	38	A	Bradley	47 61	71	A	Illinois St.	57 65	135	H	Loyola Chicago	70 50
8	H	Iowa	88 66	41	A	Creighton	54 57	76	N	Alabama	77 87	158	A	Wichita St.	61 50
25	N	Ohio St.	46 64	43	A	Iowa St.	71 63	81	A	Southern Ill.	60 57	174	H	Valparaiso	77 70
								81	H	Southern Ill.	71 66	277	A	Indiana St.	63 65
												277	H	Indiana St.	73 43
												294	H	North Dakota St.	95 63
												310	A	Omaha	81 45
												324	A	Evansville	67 49
												324	H	Evansville	76 60
LAST 10 Division I															
324	A	Evansville	67 49	135	H	Loyola Chicago	70 50								
277	A	Indiana St.	63 65	71	A	Illinois St.	57 65								
81	H	Southern Ill.	71 66	38	A	Bradley	47 61								
5	H	Missouri St.	55 66	277	H	Indiana St.	73 43								
174	H	Valparaiso	77 70	324	H	Evansville	76 60								

Non-Div I Games: Northwest Mo. St. 78 53

UNI

Loss, Non-Conf, S Site, H Home A Away N Neutral

Average RPI Win: 213	WON-LOST	WINNING	LAST 10	STRENGTH OF	OPP. STRENGTH	TEAM	ADJ.	CONF.	ADJ CONF.
Average RPI Loss: 147	RECORD	PCT. RANK	GAMES	SCHEDULE	OF SCHEDULE	RPI	RPI	RPI	RPI
DIV. I ONLY	12- 13	189	5-5	157	177	195	195	17	17
DIV. I NON-CONF.	4- 7	225	0	157	104	237	237	22	22
TOTALS	RPI 1-25	RPI 26-50	W-L RECORDS	RPI 51-100	RPI 101-150	RPI 150+			
12- 13	0- 0	0- 2	OVERALL	2- 3	1- 1	9- 7			
8- 6	0- 0	0- 2	HOME	2- 1	1- 1	5- 2			
4- 7	0- 0	0- 0	AWAY	0- 2	0- 0	4- 5			
0- 0	0- 0	0- 0	NEUTRAL	0- 0	0- 0	0- 0			
4- 7	0- 0	0- 2	NON-CONFERENCE	2- 1	0- 1	2- 3			
3- 4	0- 0	0- 2	HOME	2- 0	0- 1	1- 1			
1- 3	0- 0	0- 0	AWAY	0- 1	0- 0	1- 2			
0- 0	0- 0	0- 0	NEUTRAL	0- 0	0- 0	0- 0			
8- 6	0- 0	0- 0	CONFERENCE	0- 2	1- 0	7- 4			
5- 2	0- 0	0- 0	HOME	0- 1	1- 0	4- 1			
3- 4	0- 0	0- 0	AWAY	0- 1	0- 0	3- 3			
0- 0	0- 0	0- 0	NEUTRAL	0- 0	0- 0	0- 0			

RPI S	Opponent	Score	RPI S	Opponent	Score	RPI S	Opponent	Score	RPI S	Opponent	Score	Team's RPI: 195
35	H Duke	45 57	57	H St. John's (NY)	79 75	116	H Boise St.	66 65				
50	H Virginia	55 63	60	A Fresno St.	58 72	144	H Elon	44 50				
			60	H Fresno St.	66 72	166	A San Jose St.	60 62				
			63	H South Fla.	61 51	184	A Southern Utah	68 72				
			72	A Southern California	54 75	188	A Pepperdine	69 44				
						194	H Wyoming	65 53				
						200	A New Mexico	68 51				
						200	H New Mexico	64 80				
						218	A Grand Canyon	51 53				
						230	H Cal St. Fullerton	58 64				
						245	A San Diego St.	39 48				
						252	A Nevada	59 62				
						252	H Nevada	66 64				
						264	H Colorado St.	56 52				
						284	A Utah St.	60 46				
						284	H Utah St.	69 45				
						304	A Air Force	67 60				
						349	H South Carolina St.	66 57				
LAST 10 Division I												
200	H New Mexico	64 80	245	A San Diego St.	39 48							
252	A Nevada	59 62	252	H Nevada	66 64							
60	A Fresno St.	58 72	200	A New Mexico	68 51							
284	H Utah St.	69 45	166	A San Jose St.	60 62							
264	H Colorado St.	56 52	194	H Wyoming	65 53							

Non-Div I Games:

UNLV

■ Loss,
■ Non-Conf,
■ S Site,
■ H Home
■ A Away
N Neutral

USC Upstate

Through Games Of Feb. 15, 2020

Average RPI Win:	338	WON-LOST	WINNING	LAST 10	STRENGTH OF	OPP. STRENGTH	TEAM	ADJ.	CONF.	ADJ CONF.
Average RPI Loss:	187	RECORD	PCT. RANK	GAMES	SCHEDULE	OF SCHEDULE	RPI	RPI	RPI	RPI
DIV. I ONLY	6- 15	293	2-8	337	296	331	331	25	25	
DIV. I NON-CONF.	3- 4	201	0	337	182	301	301	28	28	
TOTALS	RPI 1-25	RPI 26-50	W-L RECORDS	RPI 51-100	RPI 101-150	RPI 150+				
6- 15	0- 1	0- 0	OVERALL	0- 1	0- 3	6- 10				
5- 6	0- 0	0- 0	HOME	0- 0	0- 1	5- 5				
1- 9	0- 1	0- 0	AWAY	0- 1	0- 2	1- 5				
0- 0	0- 0	0- 0	NEUTRAL	0- 0	0- 0	0- 0				
3- 4	0- 1	0- 0	NON-CONFERENCE	0- 1	0- 0	3- 2				
3- 0	0- 0	0- 0	HOME	0- 0	0- 0	3- 0				
0- 4	0- 1	0- 0	AWAY	0- 1	0- 0	0- 2				
0- 0	0- 0	0- 0	NEUTRAL	0- 0	0- 0	0- 0				
3- 11	0- 0	0- 0	CONFERENCE	0- 0	0- 3	3- 8				
2- 6	0- 0	0- 0	HOME	0- 0	0- 1	2- 5				
1- 5	0- 0	0- 0	AWAY	0- 0	0- 2	1- 3				
0- 0	0- 0	0- 0	NEUTRAL	0- 0	0- 0	0- 0				

RPI 1-25				RPI 26-50				RPI 51-100				RPI 101+				Team's RPI: 331
RPI	S	Opponent	Score	RPI	S	Opponent	Score	RPI	S	Opponent	Score	RPI	S	Opponent	Score	
2	A	South Carolina	32 112					83	A	Georgia	53 67	123	A	Campbell	38 50	
												123	H	Campbell	72 80	
												142	A	Hampton	40 60	
												191	A	Jacksonville	43 87	
												199	H	Radford	41 57	
												201	A	Gardner-Webb	53 63	
												209	A	High Point	46 85	
												209	H	High Point	45 81	
												228	H	UNC Asheville	48 68	
												254	A	East Carolina	48 69	
												261	H	Winthrop	38 52	
												265	H	Longwood	62 70	
												311	A	Presbyterian	42 55	
												311	H	Presbyterian	70 60	
												334	H	Western Caro.	70 62	
												343	H	Florida A&M	74 61	
												344	A	Charleston So.	71 64	
												344	H	Charleston So.	70 53	
												349	H	South Carolina St.	58 47	
LAST 10 Division I																
344	A	Charleston So.	71 64	199	H	Radford	41 57									
209	H	High Point	45 81	201	A	Gardner-Webb	53 63									
311	H	Presbyterian	70 60	142	A	Hampton	40 60									
123	H	Campbell	72 80	265	H	Longwood	62 70									
311	A	Presbyterian	42 55	261	H	Winthrop	38 52									

Non-Div I Games: Mars Hill 89 31 UNKNOWN 71 49

USC Upstate

Loss, Non-Conf, S Site, H Home A Away N Neutral

Average RPI Win:	245	WON-LOST	WINNING	LAST 10	STRENGTH OF	OPP. STRENGTH	TEAM	ADJ.	CONF.	ADJ CONF.
Average RPI Loss:	73	RECORD	PCT. RANK	GAMES	SCHEDULE	OF SCHEDULE	RPI	RPI	RPI	RPI
DIV. I ONLY	15- 10	113	6-4	118	152	108	108	21	21	
DIV. I NON-CONF.	6- 6	164	0	94	49	123	123	19	19	
TOTALS	RPI 1-25	RPI 26-50	W-L RECORDS	RPI 51-100	RPI 101-150	RPI 150+				
15- 10	0- 3	0- 2	OVERALL	0- 3	1- 1	14- 1				
8- 3	0- 0	0- 0	HOME	0- 2	0- 1	8- 0				
7- 4	0- 1	0- 1	AWAY	0- 1	1- 0	6- 1				
0- 3	0- 2	0- 1	NEUTRAL	0- 0	0- 0	0- 0				
6- 6	0- 3	0- 1	NON-CONFERENCE	0- 1	1- 1	5- 0				
3- 2	0- 0	0- 0	HOME	0- 1	0- 1	3- 0				
3- 1	0- 1	0- 0	AWAY	0- 0	1- 0	2- 0				
0- 3	0- 2	0- 1	NEUTRAL	0- 0	0- 0	0- 0				
9- 4	0- 0	0- 1	CONFERENCE	0- 2	0- 0	9- 1				
5- 1	0- 0	0- 0	HOME	0- 1	0- 0	5- 0				
4- 3	0- 0	0- 1	AWAY	0- 1	0- 0	4- 1				
0- 0	0- 0	0- 0	NEUTRAL	0- 0	0- 0	0- 0				

RPI 1-25				RPI 26-50				RPI 51-100				RPI 101+ Team's RPI: 108			
RPI	S	Opponent	Score	RPI	S	Opponent	Score	RPI	S	Opponent	Score	RPI	S	Opponent	Score
1	N	Oregon	54 91	46	N	Oklahoma St.	47 60	67	H	Marist	57 73	107	A	Kansas St.	57 53
4	N	Louisville	67 76	49	A	Troy	69 85	80	A	Coastal Caro.	56 62	128	H	Texas Southern	63 74
12	A	Northwestern	47 74					80	H	Coastal Caro.	62 80	167	H	Wright St.	68 62
												202	H	Louisiana	79 52
												208	A	Little Rock	62 46
												208	H	Little Rock	65 58
												239	A	South Alabama	68 45
												241	A	Appalachian St.	82 60
												241	H	Appalachian St.	63 44
												249	H	SMU	51 46
												253	A	North Texas	68 49
												258	A	Arkansas St.	89 62
												258	H	Arkansas St.	71 44
												259	A	Texas St.	55 72
												346	A	Grambling	88 54
												348	H	Chicago St.	84 53
												350	H	La.-Monroe	72 34
LAST 10 Division I															
208	A	Little Rock	62 46	49	A	Troy	69 85								
258	A	Arkansas St.	89 62	239	A	South Alabama	68 45								
80	H	Coastal Caro.	62 80	350	H	La.-Monroe	72 34								
241	H	Appalachian St.	63 44	202	H	Louisiana	79 52								
259	A	Texas St.	55 72	80	A	Coastal Caro.	56 62								

Non-Div I Games:

UT Arlington

■ Loss,
 ■ Non-Conf, S Site,
 ■ Home
 ■ Away
 N Neutral

Average RPI Win:	217	WON-LOST	WINNING	LAST 10	STRENGTH OF	OPP. STRENGTH	TEAM	ADJ.	CONF.	ADJ CONF.
Average RPI Loss:	73	RECORD	PCT. RANK	GAMES	SCHEDULE	OF SCHEDULE	RPI	RPI	RPI	RPI
DIV. I ONLY	16- 9	86	8-2	80	165	65	65	20	20	
DIV. I NON-CONF.	4- 7	225	0	18	6	113	113	24	24	
TOTALS	RPI 1-25	RPI 26-50	W-L RECORDS	RPI 51-100	RPI 101-150	RPI 150+				
16- 9	0- 3	0- 1	OVERALL	2- 3	0- 1	14- 1				
11- 1	0- 1	0- 0	HOME	2- 0	0- 0	9- 0				
5- 8	0- 2	0- 1	AWAY	0- 3	0- 1	5- 1				
0- 0	0- 0	0- 0	NEUTRAL	0- 0	0- 0	0- 0				
4- 7	0- 3	0- 1	NON-CONFERENCE	1- 3	0- 0	3- 0				
4- 1	0- 1	0- 0	HOME	1- 0	0- 0	3- 0				
0- 6	0- 2	0- 1	AWAY	0- 3	0- 0	0- 0				
0- 0	0- 0	0- 0	NEUTRAL	0- 0	0- 0	0- 0				
12- 2	0- 0	0- 0	CONFERENCE	1- 0	0- 1	11- 1				
7- 0	0- 0	0- 0	HOME	1- 0	0- 0	6- 0				
5- 2	0- 0	0- 0	AWAY	0- 0	0- 1	5- 1				
0- 0	0- 0	0- 0	NEUTRAL	0- 0	0- 0	0- 0				

RPI 1-25				RPI 26-50				RPI 51-100 Team's RPI: 65				RPI 101+			
RPI	S	Opponent	Score	RPI	S	Opponent	Score	RPI	S	Opponent	Score	RPI	S	Opponent	Score
4	H	Louisville	63 71	36	A	Arkansas	46 96	52	H	IUPUI	57 51	125	A	Southeast Mo. St.	69 71
9	A	Mississippi St.	46 82					61	H	Belmont	74 57	164	H	Samford	80 75
13	A	Gonzaga	55 78					71	A	Illinois St.	47 70	175	A	Austin Peay	69 61
								81	A	Southern Ill.	59 70	175	H	Austin Peay	65 61
								95	A	Saint Louis	50 56	196	H	Chattanooga	78 51
												198	H	Tennessee Tech	71 62
												226	A	Eastern Ill.	70 74
												226	H	Eastern Ill.	88 64
												238	A	Murray St.	89 64
												238	H	Murray St.	98 56
												263	A	Eastern Ky.	65 50
												268	H	Lipscomb	83 67
												273	A	Morehead St.	82 64
												276	H	Jacksonville St.	86 72
												333	A	SIUE	79 39
												336	H	Tennessee St.	88 71
LAST 10 Division I															
226	H	Eastern Ill.	88 64	263	A	Eastern Ky.	65 50								
125	A	Southeast Mo. St.	69 71	333	A	SIUE	79 39								
276	H	Jacksonville St.	86 72	226	A	Eastern Ill.	70 74								
198	H	Tennessee Tech	71 62	175	H	Austin Peay	65 61								
273	A	Morehead St.	82 64	238	H	Murray St.	98 56								

Non-Div I Games:

UT Martin

■ Loss,
 ■ Non-Conf,
 ■ S Site,
 ■ H Home
 ■ A Away
 N Neutral

Average RPI Win:	257	WON-LOST	WINNING	LAST 10	STRENGTH OF	OPP. STRENGTH	TEAM	ADJ.	CONF.	ADJ CONF.
Average RPI Loss:	139	RECORD	PCT. RANK	GAMES	SCHEDULE	OF SCHEDULE	RPI	RPI	RPI	RPI
DIV. I ONLY	13- 11	153	3-7	227	204	216	216	13	13	
DIV. I NON-CONF.	7- 4	100	0	316	325	260	260	15	15	
TOTALS	RPI 1-25	RPI 26-50	W-L RECORDS	RPI 51-100	RPI 101-150	RPI 150+				
13- 11	0- 1	0- 2	OVERALL	1- 2	0- 1	12- 5				
11- 5	0- 1	0- 1	HOME	1- 1	0- 0	10- 2				
2- 6	0- 0	0- 1	AWAY	0- 1	0- 1	2- 3				
0- 0	0- 0	0- 0	NEUTRAL	0- 0	0- 0	0- 0				
7- 4	0- 1	0- 0	NON-CONFERENCE	0- 0	0- 0	7- 3				
6- 3	0- 1	0- 0	HOME	0- 0	0- 0	6- 2				
1- 1	0- 0	0- 0	AWAY	0- 0	0- 0	1- 1				
0- 0	0- 0	0- 0	NEUTRAL	0- 0	0- 0	0- 0				
6- 7	0- 0	0- 2	CONFERENCE	1- 2	0- 1	5- 2				
5- 2	0- 0	0- 1	HOME	1- 1	0- 0	4- 0				
1- 5	0- 0	0- 1	AWAY	0- 1	0- 1	1- 2				
0- 0	0- 0	0- 0	NEUTRAL	0- 0	0- 0	0- 0				

RPI 1-25				RPI 26-50				RPI 51-100				RPI 101+ Team's RPI: 216			
RPI	S	Opponent	Score	RPI	S	Opponent	Score	RPI	S	Opponent	Score	RPI	S	Opponent	Score
23	H	Arizona	43 54	28	H	Old Dominion	69 77	56	A	Middle Tenn.	60 76	127	A	UAB	51 63
				31	A	Western Ky.	65 78	70	H	Charlotte	82 76	152	H	Western Mich.	76 46
								85	H	Rice	61 69	192	H	Fla. Atlantic	96 65
												200	H	New Mexico	78 93
												206	A	Southern Miss.	89 72
												240	A	Marshall	66 76
												244	A	Louisiana Tech	80 87
												246	H	Tulsa	51 58
												249	A	SMU	56 60
												253	H	North Texas	67 63
												281	H	UC Riverside	63 50
												295	H	FIU	64 34
												303	H	UTSA	94 54
												309	H	Georgia St.	71 68
												316	A	New Mexico St.	63 57
												316	H	New Mexico St.	65 45
												320	H	Weber St.	70 51
												328	H	Alcorn	92 47
LAST 10 Division I															
240	A	Marshall	66 76	56	A	Middle Tenn.	60 76								
31	A	Western Ky.	65 78	253	H	North Texas	67 63								
28	H	Old Dominion	69 77	85	H	Rice	61 69								
70	H	Charlotte	82 76	303	H	UTSA	94 54								
127	A	UAB	51 63	244	A	Louisiana Tech	80 87								

Non-Div I Games:

UTEP

■ Loss,
 ■ Non-Conf, S Site,
 ■ Home
 ■ Away
 N Neutral

Average RPI Win:	303	WON-LOST	WINNING	LAST 10	STRENGTH OF	OPP. STRENGTH	TEAM	ADJ.	CONF.	ADJ CONF.
Average RPI Loss:	201	RECORD	PCT. RANK	GAMES	SCHEDULE	OF SCHEDULE	RPI	RPI	RPI	RPI
DIV. I ONLY	6- 15	293	4-6	314	323	318	318	31	31	
DIV. I NON-CONF.	1- 8	322	0	176	145	318	318	32	32	
TOTALS	RPI 1-25	RPI 26-50	W-L RECORDS	RPI 51-100	RPI 101-150	RPI 150+				
6- 15	0- 0	0- 1	OVERALL	0- 3	0- 2	6- 9				
4- 4	0- 0	0- 0	HOME	0- 1	0- 1	4- 2				
2- 9	0- 0	0- 1	AWAY	0- 2	0- 1	2- 5				
0- 2	0- 0	0- 0	NEUTRAL	0- 0	0- 0	0- 2				
1- 8	0- 0	0- 1	NON-CONFERENCE	0- 3	0- 2	1- 2				
1- 2	0- 0	0- 0	HOME	0- 1	0- 1	1- 0				
0- 4	0- 0	0- 1	AWAY	0- 2	0- 1	0- 0				
0- 2	0- 0	0- 0	NEUTRAL	0- 0	0- 0	0- 2				
5- 7	0- 0	0- 0	CONFERENCE	0- 0	0- 0	5- 7				
3- 2	0- 0	0- 0	HOME	0- 0	0- 0	3- 2				
2- 5	0- 0	0- 0	AWAY	0- 0	0- 0	2- 5				
0- 0	0- 0	0- 0	NEUTRAL	0- 0	0- 0	0- 0				

RPI 1-25				RPI 26-50				RPI 51-100				RPI 101+				Team's RPI: 318	
RPI	S	Opponent	Score	RPI	S	Opponent	Score	RPI	S	Opponent	Score	RPI	S	Opponent	Score		
				42	A	Texas	69 85	72	A	Southern California	43 80	107	A	Kansas St.	66 79		
								98	A	A&M-Corpus Christi	50 61	128	H	Texas Southern	44 71		
								98	H	A&M-Corpus Christi	54 59	218	A	Grand Canyon	60 62		
												222	A	UMKC	56 60		
												222	H	UMKC	58 72		
												225	A	CSU Bakersfield	66 52		
												252	N	Nevada	57 62		
												275	N	Long Beach St.	65 69		
												288	H	California Baptist	87 68		
												303	H	UTSA	75 64		
												307	A	Seattle U	70 78		
												307	H	Seattle U	85 81		
												316	A	New Mexico St.	75 76		
												326	A	Utah Valley	54 61		
												326	H	Utah Valley	67 76		
												348	A	Chicago St.	87 67		
												348	H	Chicago St.	77 68		
LAST 10 Division I																	
				307	A	Seattle U	70 78	218	A	Grand Canyon	60 62						
				326	A	Utah Valley	54 61	316	A	New Mexico St.	75 76						
				348	H	Chicago St.	77 68	326	H	Utah Valley	67 76						
				222	H	UMKC	58 72	307	H	Seattle U	85 81						
				225	A	CSU Bakersfield	66 52	348	A	Chicago St.	87 67						

Non-Div I Games: Tex. A&M-Kingsville 66 45 Tex. A&M Int'l 72 56 Texas Lutheran 98 46 Minot St. 75 56

UTRGV

Loss, Non-Conf, S Site, H Home A Away N Neutral

Average RPI Win:	275	WON-LOST	WINNING	LAST 10	STRENGTH OF	OPP. STRENGTH	TEAM	ADJ.	CONF.	ADJ CONF.
Average RPI Loss:	150	RECORD	PCT. RANK	GAMES	SCHEDULE	OF SCHEDULE	RPI	RPI	RPI	RPI
DIV. I ONLY	3- 18	326	0-10	121	172	303	303	13	13	
DIV. I NON-CONF.	1- 7	321	0	200	281	323	323	15	15	
TOTALS	RPI 1-25	RPI 26-50	W-L RECORDS	RPI 51-100	RPI 101-150	RPI 150+				
3- 18	0- 0	0- 3	OVERALL	0- 4	0- 2	3- 9				
2- 6	0- 0	0- 1	HOME	0- 2	0- 0	2- 3				
1- 11	0- 0	0- 2	AWAY	0- 1	0- 2	1- 6				
0- 1	0- 0	0- 0	NEUTRAL	0- 1	0- 0	0- 0				
1- 7	0- 0	0- 1	NON-CONFERENCE	0- 1	0- 1	1- 4				
1- 1	0- 0	0- 0	HOME	0- 0	0- 0	1- 1				
0- 5	0- 0	0- 1	AWAY	0- 0	0- 1	0- 3				
0- 1	0- 0	0- 0	NEUTRAL	0- 1	0- 0	0- 0				
2- 11	0- 0	0- 2	CONFERENCE	0- 3	0- 1	2- 5				
1- 5	0- 0	0- 1	HOME	0- 2	0- 0	1- 2				
1- 6	0- 0	0- 1	AWAY	0- 1	0- 1	1- 3				
0- 0	0- 0	0- 0	NEUTRAL	0- 0	0- 0	0- 0				

RPI 1-25				RPI 26-50				RPI 51-100				RPI 101+				Team's RPI: 303	
RPI	S	Opponent	Score	RPI	S	Opponent	Score	RPI	S	Opponent	Score	RPI	S	Opponent	Score		
				28	H	Old Dominion	43 62	56	A	Middle Tenn.	48 69	127	A	UAB	55 94		
				31	A	Western Ky.	57 85	70	H	Charlotte	47 67	150	A	Texas Tech	58 115		
				42	A	Texas	53 84	85	H	Rice	62 74	151	H	Sam Houston St.	77 81		
								99	N	Utah	45 91	176	A	Hawaii	50 62		
												192	H	Fla. Atlantic	53 80		
												206	A	Southern Miss.	65 82		
												216	A	UTEP	54 94		
												240	A	Marshall	53 66		
												244	A	Louisiana Tech	82 73		
												253	H	North Texas	55 79		
												259	A	Texas St.	69 74		
												286	H	Incarinate Word	63 56		
												295	H	FIU	60 45		
												318	A	UTRGV	64 75		
LAST 10 Division I																	
				31	A	Western Ky.	57 85	127	A	UAB	55 94						
				240	A	Marshall	53 66	85	H	Rice	62 74						
				70	H	Charlotte	47 67	253	H	North Texas	55 79						
				28	H	Old Dominion	43 62	216	A	UTEP	54 94						
				56	A	Middle Tenn.	48 69	206	A	Southern Miss.	65 82						

Non-Div I Games: Texas Wesleyan 80 78 Southwest (NM) 79 62 Concordia (TX) 73 44

UTSA

Loss, Non-Conf, S Site, H Home A Away N Neutral

Average RPI Win:	176	WON-LOST	WINNING	LAST 10	STRENGTH OF	OPP. STRENGTH	TEAM	ADJ.	CONF.	ADJ CONF.
Average RPI Loss:	56	RECORD	PCT. RANK	GAMES	SCHEDULE	OF SCHEDULE	RPI	RPI	RPI	RPI
DIV. I ONLY	12- 12	176	5-5	54	18	99	99	1	1	
DIV. I NON-CONF.	7- 4	100	0	305	135	199	199	1	1	
TOTALS	RPI 1-25	RPI 26-50	W-L RECORDS	RPI 51-100	RPI 101-150	RPI 150+				
12- 12	0- 7	0- 1	OVERALL	4- 2	3- 1	5- 1				
5- 7	0- 4	0- 1	HOME	1- 1	0- 1	4- 0				
5- 5	0- 3	0- 0	AWAY	3- 1	2- 0	0- 1				
2- 0	0- 0	0- 0	NEUTRAL	0- 0	1- 0	1- 0				
7- 4	0- 0	0- 1	NON-CONFERENCE	1- 1	1- 1	5- 1				
4- 2	0- 0	0- 1	HOME	0- 0	0- 1	4- 0				
1- 2	0- 0	0- 0	AWAY	1- 1	0- 0	0- 1				
2- 0	0- 0	0- 0	NEUTRAL	0- 0	1- 0	1- 0				
5- 8	0- 7	0- 0	CONFERENCE	3- 1	2- 0	0- 0				
1- 5	0- 4	0- 0	HOME	1- 1	0- 0	0- 0				
4- 3	0- 3	0- 0	AWAY	2- 0	2- 0	0- 0				
0- 0	0- 0	0- 0	NEUTRAL	0- 0	0- 0	0- 0				

RPI 1-25				RPI 26-50				RPI 51-100 Team's RPI: 99				RPI 101+			
RPI	S	Opponent	Score	RPI	S	Opponent	Score	RPI	S	Opponent	Score	RPI	S	Opponent	Score
1	A	Oregon	51 88	39	H	South Dakota	81 84	69	A	BYU	77 73	128	N	Texas Southern	61 52
1	H	Oregon	63 90					72	H	Southern California	67 65	133	A	Washington	74 65
10	H	UCLA	54 84					73	A	Colorado	84 69	141	A	California	71 62
11	A	Stanford	49 82					73	H	Colorado	70 80	148	H	Providence	60 67
11	H	Stanford	64 97					84	A	Cincinnati	62 68	213	H	Oral Roberts	78 58
15	A	Oregon St.	48 77					100	A	Washington St.	78 66	252	H	Nevada	68 62
15	H	Oregon St.	65 77									260	A	Xavier	63 70
												303	N	UTSA	91 45
												306	H	Eastern Wash.	87 49
												320	H	Weber St.	75 46
LAST 10 Division I															
11	H	Stanford	64 97	11	A	Stanford	49 82								
100	A	Washington St.	78 66	141	A	California	71 62								
133	A	Washington	74 65	73	A	Colorado	84 69								
15	H	Oregon St.	65 77	72	H	Southern California	67 65								
1	H	Oregon	63 90	10	H	UCLA	54 84								

Non-Div I Games:

Utah

■ Loss,
 ■ Non-Conf,
 ■ S Site,
 ■ H Home
 ■ A Away
 N Neutral

Average RPI Win:	240	WON-LOST	WINNING	LAST 10	STRENGTH OF	OPP. STRENGTH	TEAM	ADJ.	CONF.	ADJ CONF.
Average RPI Loss:	176	RECORD	PCT. RANK	GAMES	SCHEDULE	OF SCHEDULE	RPI	RPI	RPI	RPI
DIV. I ONLY	6- 19	308	2-8	159	208	284	284	17	17	
DIV. I NON-CONF.	4- 6	212	0	102	203	173	173	22	22	
TOTALS	RPI 1-25	RPI 26-50	W-L RECORDS	RPI 51-100	RPI 101-150	RPI 150+				
6- 19	0- 2	0- 0	OVERALL	0- 3	1- 2	5- 12				
3- 9	0- 0	0- 0	HOME	0- 1	0- 2	3- 6				
3- 10	0- 2	0- 0	AWAY	0- 2	1- 0	2- 6				
0- 0	0- 0	0- 0	NEUTRAL	0- 0	0- 0	0- 0				
4- 6	0- 2	0- 0	NON-CONFERENCE	0- 1	0- 1	4- 2				
3- 1	0- 0	0- 0	HOME	0- 0	0- 1	3- 0				
1- 5	0- 2	0- 0	AWAY	0- 1	0- 0	1- 2				
0- 0	0- 0	0- 0	NEUTRAL	0- 0	0- 0	0- 0				
2- 13	0- 0	0- 0	CONFERENCE	0- 2	1- 1	1- 10				
0- 8	0- 0	0- 0	HOME	0- 1	0- 1	0- 6				
2- 5	0- 0	0- 0	AWAY	0- 1	1- 0	1- 4				
0- 0	0- 0	0- 0	NEUTRAL	0- 0	0- 0	0- 0				

RPI 1-25				RPI 26-50				RPI 51-100				RPI 101+ Team's RPI: 284			
RPI	S	Opponent	Score	RPI	S	Opponent	Score	RPI	S	Opponent	Score	RPI	S	Opponent	Score
1	A	Oregon	52 109					60	A	Fresno St.	64 76	116	A	Boise St.	58 56
15	A	Oregon St.	46 75					60	H	Fresno St.	61 79	116	H	Boise St.	59 65
								69	A	BYU	50 67	143	H	Portland	64 70
												166	H	San Jose St.	61 76
												182	H	Idaho St.	69 61
												194	H	Wyoming	54 65
												195	A	UNLV	45 69
												195	H	UNLV	46 60
												230	A	Cal St. Fullerton	62 83
												245	A	San Diego St.	62 66
												245	H	San Diego St.	51 59
												252	A	Nevada	60 69
												253	H	North Texas	66 55
												264	A	Colorado St.	55 56
												264	H	Colorado St.	61 67
												275	A	Long Beach St.	56 48
												304	A	Air Force	53 52
												304	H	Air Force	45 62
												307	H	Seattle U	70 63
												326	A	Utah Valley	49 57
LAST 10 Division I															
60	H	Fresno St.	61 79	194	H	Wyoming	54 65								
264	H	Colorado St.	61 67	264	A	Colorado St.	55 56								
116	A	Boise St.	58 56	304	A	Air Force	53 52								
195	A	UNLV	45 69	116	H	Boise St.	59 65								
245	H	San Diego St.	51 59	252	A	Nevada	60 69								

Non-Div I Games: Dixie St. 61 49

Utah St.

Utah Valley

Through Games Of Feb. 15, 2020

Average RPI Win:	302	WON-LOST	WINNING	LAST 10	STRENGTH OF	OPP. STRENGTH	TEAM	ADJ.	CONF.	ADJ CONF.
Average RPI Loss:	228	RECORD	PCT. RANK	GAMES	SCHEDULE	OF SCHEDULE	RPI	RPI	RPI	RPI
DIV. I ONLY	7- 14	263	5-5	333	339	326	326	31	31	
DIV. I NON-CONF.	1- 9	326	0	295	289	341	341	32	32	
TOTALS	RPI 1-25	RPI 26-50	W-L RECORDS	RPI 51-100	RPI 101-150	RPI 150+				
7- 14	0- 0	0- 0	OVERALL	0- 1	0- 1	7- 12				
5- 7	0- 0	0- 0	HOME	0- 0	0- 0	5- 7				
2- 7	0- 0	0- 0	AWAY	0- 1	0- 1	2- 5				
0- 0	0- 0	0- 0	NEUTRAL	0- 0	0- 0	0- 0				
1- 9	0- 0	0- 0	NON-CONFERENCE	0- 1	0- 1	1- 7				
1- 4	0- 0	0- 0	HOME	0- 0	0- 0	1- 4				
0- 5	0- 0	0- 0	AWAY	0- 1	0- 1	0- 3				
0- 0	0- 0	0- 0	NEUTRAL	0- 0	0- 0	0- 0				
6- 5	0- 0	0- 0	CONFERENCE	0- 0	0- 0	6- 5				
4- 3	0- 0	0- 0	HOME	0- 0	0- 0	4- 3				
2- 2	0- 0	0- 0	AWAY	0- 0	0- 0	2- 2				
0- 0	0- 0	0- 0	NEUTRAL	0- 0	0- 0	0- 0				

RPI S	Opponent	Score	RPI S	Opponent	Score	RPI S	Opponent	Score	RPI S	Opponent	Score
						69 A	BYU	57 71	116 A	Boise St.	69 77
									171 H	Montana	52 63
									182 H	Idaho St.	61 88
									184 H	Southern Utah	58 71
									218 H	Grand Canyon	59 66
									222 H	UMKC	62 41
									225 H	CSU Bakersfield	53 55
									252 H	Nevada	57 60
									266 A	UC Santa Barbara	51 59
									281 A	UC Riverside	53 67
									284 H	Utah St.	57 49
									288 A	California Baptist	67 80
									307 A	Seattle U	80 82
									307 H	Seattle U	70 58
									316 A	New Mexico St.	58 54
									316 H	New Mexico St.	58 65
									318 A	UTRGV	76 67
									318 H	UTRGV	61 54
									320 A	Weber St.	46 72
									348 H	Chicago St.	89 58
LAST 10 Division I											

Non-Div I Games: Antelope Valley 77 61 Ottawa (AZ) 99 50

Utah Valley

Loss, Non-Conf, S Site, H Home A Away N Neutral

Average RPI Win:	185	WON-LOST	WINNING	LAST 10	STRENGTH OF	OPP. STRENGTH	TEAM	ADJ.	CONF.	ADJ CONF.
Average RPI Loss:	110	RECORD	PCT. RANK	GAMES	SCHEDULE	OF SCHEDULE	RPI	RPI	RPI	RPI
DIV. I ONLY	14- 10	119	8-2	109	107	118	118	12	12	
DIV. I NON-CONF.	5- 8	221	0	111	122	209	209	12	12	
TOTALS	RPI 1-25	RPI 26-50	W-L RECORDS	RPI 51-100	RPI 101-150	RPI 150+				
14- 10	0- 0	1- 0	OVERALL	2- 5	3- 2	8- 3				
8- 5	0- 0	1- 0	HOME	1- 1	1- 2	5- 2				
5- 5	0- 0	0- 0	AWAY	1- 4	2- 0	2- 1				
1- 0	0- 0	0- 0	NEUTRAL	0- 0	0- 0	1- 0				
5- 8	0- 0	1- 0	NON-CONFERENCE	0- 5	0- 1	4- 2				
4- 3	0- 0	1- 0	HOME	0- 1	0- 1	3- 1				
0- 5	0- 0	0- 0	AWAY	0- 4	0- 0	0- 1				
1- 0	0- 0	0- 0	NEUTRAL	0- 0	0- 0	1- 0				
9- 2	0- 0	0- 0	CONFERENCE	2- 0	3- 1	4- 1				
4- 2	0- 0	0- 0	HOME	1- 0	1- 1	2- 1				
5- 0	0- 0	0- 0	AWAY	1- 0	2- 0	2- 0				
0- 0	0- 0	0- 0	NEUTRAL	0- 0	0- 0	0- 0				

RPI S	Opponent	Score	RPI S	Opponent	Score	RPI S	Opponent	Score	RPI S	Opponent	Score	Team's RPI: 118
28	H Old Dominion	62 49	56	A Middle Tenn.	63 86	110	A Richmond	57 42				
			63	A South Fla.	55 77	110	H Richmond	53 50				
			68	A Seton Hall	33 53	111	H Duquesne	76 79				
			75	A Boston College	52 87	119	H William & Mary	55 69				
			84	H Cincinnati	56 58	147	A Massachusetts	61 46				
			93	H Fordham	62 52	155	H George Washington	55 56				
			95	A Saint Louis	65 52	161	H N.C. A&T	58 69				
						172	A Rhode Island	75 54				
						206	A Southern Miss.	39 51				
						229	H Saint Joseph's	47 40				
						231	A George Mason	82 63				
						241	H Appalachian St.	66 38				
						254	H East Carolina	53 40				
						281	H UC Riverside	67 51				
						289	H St. Bonaventure	56 47				
						310	N Omaha	74 66				
LAST 10 Division I												
289	H St. Bonaventure	56 47	231	A George Mason	82 63							
155	H George Washington	55 56	147	A Massachusetts	61 46							
110	A Richmond	57 42	110	H Richmond	53 50							
111	H Duquesne	76 79	95	A Saint Louis	65 52							
93	H Fordham	62 52	229	H Saint Joseph's	47 40							

Non-Div I Games:

VCU

Valparaiso

Through Games Of Feb. 15, 2020

Average RPI Win:	274	WON-LOST	WINNING	LAST 10	STRENGTH OF	OPP. STRENGTH	TEAM	ADJ.	CONF.	ADJ CONF.
Average RPI Loss:	59	RECORD	PCT. RANK	GAMES	SCHEDULE	OF SCHEDULE	RPI	RPI	RPI	RPI
DIV. I ONLY	13- 10	133	5-5	263	114	174	174	7	7	
DIV. I NON-CONF.	8- 3	68	0	329	234	146	146	7	7	
TOTALS	RPI 1-25	RPI 26-50	W-L RECORDS	RPI 51-100	RPI 101-150	RPI 150+				
13- 10	0- 3	0- 3	OVERALL	0- 3	1- 0	12- 1				
7- 4	0- 1	0- 1	HOME	0- 2	1- 0	6- 0				
6- 5	0- 1	0- 2	AWAY	0- 1	0- 0	6- 1				
0- 1	0- 1	0- 0	NEUTRAL	0- 0	0- 0	0- 0				
8- 3	0- 2	0- 0	NON-CONFERENCE	0- 0	0- 0	8- 1				
4- 0	0- 0	0- 0	HOME	0- 0	0- 0	4- 0				
4- 2	0- 1	0- 0	AWAY	0- 0	0- 0	4- 1				
0- 1	0- 1	0- 0	NEUTRAL	0- 0	0- 0	0- 0				
5- 7	0- 1	0- 3	CONFERENCE	0- 3	1- 0	4- 0				
3- 4	0- 1	0- 1	HOME	0- 2	1- 0	2- 0				
2- 3	0- 0	0- 2	AWAY	0- 1	0- 0	2- 0				
0- 0	0- 0	0- 0	NEUTRAL	0- 0	0- 0	0- 0				

RPI 1-25			RPI 26-50			RPI 51-100			RPI 101+			Team's RPI: 174
RPI	S	Opponent	Score	RPI	S	Opponent	Score	RPI	S	Opponent	Score	
5	H	Missouri St.	68 81	33	A	Drake	66 87	71	H	Illinois St.	60 72	135 H Loyola Chicago 66 64
12	A	Northwestern	48 69	38	A	Bradley	69 90	74	A	UNI	70 77	159 A Toledo 61 54
25	N	Ohio St.	38 89	38	H	Bradley	61 75	81	H	Southern Ill.	51 67	215 A North Dakota 63 65
												226 A Eastern Ill. 78 66
												255 H Bowling Green 95 90
												273 H Morehead St. 55 53
												277 A Indiana St. 75 56
												277 H Indiana St. 61 45
												294 A North Dakota St. 66 54
												324 A Evansville 88 66
												324 H Evansville 72 54
												330 A Detroit Mercy 77 58
												342 H UIC 63 37
												348 H Chicago St. 95 49
LAST 10 Division I												
38	A	Bradley	69 90	135	H	Loyola Chicago	66 64					
277	H	Indiana St.	61 45	38	H	Bradley	61 75					
324	H	Evansville	72 54	71	H	Illinois St.	60 72					
74	A	UNI	70 77	324	A	Evansville	88 66					
33	A	Drake	66 87	277	A	Indiana St.	75 56					

Non-Div I Games:

Valparaiso

■ Loss,
■ Non-Conf,
■ S Site,
■ H Home
■ A Away
N Neutral

Vanderbilt

Through Games Of Feb. 15, 2020

Average RPI Win:	203	WON-LOST	WINNING	LAST 10	STRENGTH OF	OPP. STRENGTH	TEAM	ADJ.	CONF.	ADJ CONF.
Average RPI Loss:	52	RECORD	PCT. RANK	GAMES	SCHEDULE	OF SCHEDULE	RPI	RPI	RPI	RPI
DIV. I ONLY	13- 11	153	2-8	56	77	106	106	4	4	
DIV. I NON-CONF.	10- 3	57	0	125	237	78	78	5	5	
TOTALS	RPI 1-25	RPI 26-50	W-L RECORDS	RPI 51-100	RPI 101-150	RPI 150+				
13- 11	0- 4	0- 2	OVERALL	2- 3	3- 2	8- 0				
9- 5	0- 3	0- 2	HOME	1- 0	2- 0	6- 0				
3- 4	0- 1	0- 0	AWAY	1- 1	1- 2	1- 0				
1- 2	0- 0	0- 0	NEUTRAL	0- 2	0- 0	1- 0				
10- 3	0- 1	0- 0	NON-CONFERENCE	1- 2	2- 0	7- 0				
7- 1	0- 1	0- 0	HOME	1- 0	1- 0	5- 0				
2- 0	0- 0	0- 0	AWAY	0- 0	1- 0	1- 0				
1- 2	0- 0	0- 0	NEUTRAL	0- 2	0- 0	1- 0				
3- 8	0- 3	0- 2	CONFERENCE	1- 1	1- 2	1- 0				
2- 4	0- 2	0- 2	HOME	0- 0	1- 0	1- 0				
1- 4	0- 1	0- 0	AWAY	1- 1	0- 2	0- 0				
0- 0	0- 0	0- 0	NEUTRAL	0- 0	0- 0	0- 0				

RPI S	Opponent	Score	RPI S	Opponent	Score	RPI S	Opponent	Score	RPI S	Opponent	Score	Team's RPI: 106
2	H South Carolina	57 93	36	H Arkansas	66 100	51	N Rutgers	56 62	120	A Auburn	62 70	
7	H UConn	51 64	48	H Tennessee	69 78	68	N Seton Hall	65 69	120	H Auburn	77 55	
9	H Mississippi St.	52 68				76	A Alabama	61 98	133	A Washington	76 74	
16	A Texas A&M	53 74				83	A Georgia	63 55	137	A Florida	60 68	
						95	H Saint Louis	62 50	146	H Columbia	72 51	
									198	H Tennessee Tech	75 61	
									199	H Radford	80 46	
									210	H Furman	74 46	
									263	H Eastern Ky.	75 69	
									276	H Jacksonville St.	88 66	
									282	H Ole Miss	63 47	
									302	N UC Irvine	76 63	
									336	A Tennessee St.	106 55	
LAST 10 Division I												
16	A Texas A&M	53 74	9	H Mississippi St.	52 68							
282	H Ole Miss	63 47	36	H Arkansas	66 100							
120	A Auburn	62 70	2	H South Carolina	57 93							
48	H Tennessee	69 78	83	A Georgia	63 55							
76	A Alabama	61 98	137	A Florida	60 68							

Non-Div I Games:

Vanderbilt

Loss, Non-Conf, S Site, H Home A Away N Neutral

Average RPI Win:	304	WON-LOST	WINNING	LAST 10	STRENGTH OF	OPP. STRENGTH	TEAM	ADJ.	CONF.	ADJ CONF.
Average RPI Loss:	185	RECORD	PCT. RANK	GAMES	SCHEDULE	OF SCHEDULE	RPI	RPI	RPI	RPI
DIV. I ONLY	11- 14	210	5-5	336	312	293	293	27	27	
DIV. I NON-CONF.	5- 7	205	0	311	313	298	298	27	27	
TOTALS	RPI 1-25	RPI 26-50	W-L RECORDS	RPI 51-100	RPI 101-150	RPI 150+				
11- 14	0- 0	0- 0	OVERALL	0- 2	0- 2	11- 10				
8- 4	0- 0	0- 0	HOME	0- 0	0- 1	8- 3				
3- 10	0- 0	0- 0	AWAY	0- 2	0- 1	3- 7				
0- 0	0- 0	0- 0	NEUTRAL	0- 0	0- 0	0- 0				
5- 7	0- 0	0- 0	NON-CONFERENCE	0- 1	0- 2	5- 4				
4- 2	0- 0	0- 0	HOME	0- 0	0- 1	4- 1				
1- 5	0- 0	0- 0	AWAY	0- 1	0- 1	1- 3				
0- 0	0- 0	0- 0	NEUTRAL	0- 0	0- 0	0- 0				
6- 7	0- 0	0- 0	CONFERENCE	0- 1	0- 0	6- 6				
4- 2	0- 0	0- 0	HOME	0- 0	0- 0	4- 2				
2- 5	0- 0	0- 0	AWAY	0- 1	0- 0	2- 4				
0- 0	0- 0	0- 0	NEUTRAL	0- 0	0- 0	0- 0				

RPI S	Opponent	Score	RPI S	Opponent	Score	RPI S	Opponent	Score	RPI S	Opponent	Score	Team's RPI: 293
						62	A Minnesota	58 90	135	A Loyola Chicago	76 78	
						66	A Stony Brook	49 67	147	H Massachusetts	49 83	
									168	A Binghamton	53 76	
									168	H Binghamton	65 62	
									170	A Dartmouth	55 72	
									172	A Rhode Island	74 77	
									197	A Merrimack	53 78	
									207	A Maine	59 70	
									207	H Maine	47 65	
									234	A UMass Lowell	47 61	
									250	H Saint Francis (PA)	69 73	
									262	A New Hampshire	44 42	
									262	H New Hampshire	51 59	
									291	H Navy	64 56	
									299	H UMBC	60 58	
									314	A Albany (NY)	49 58	
									314	H Albany (NY)	52 36	
									315	H Bryant	71 66	
									327	H NJIT	65 59	
									338	H Canisius	76 53	
									339	A LIU Brooklyn	73 62	
									347	A Hartford	63 53	
									347	H Hartford	62 51	
LAST 10 Division I												
			168	A Binghamton	53 76	262	H New Hampshire	51 59				
			262	A New Hampshire	44 42	234	A UMass Lowell	47 61				
			347	H Hartford	62 51	207	H Maine	47 65				
			207	A Maine	59 70	347	A Hartford	63 53				
			314	H Albany (NY)	52 36	168	H Binghamton	65 62				

Non-Div I Games: Norwich 86 40

Vermont

■ Loss,
 ■ Non-Conf,
 ■ S Site,
 ■ Home
 ■ A Away
 N Neutral

Villanova

Through Games Of Feb. 15, 2020

Average RPI Win:	151	WON-LOST	WINNING	LAST 10	STRENGTH OF	OPP. STRENGTH	TEAM	ADJ.	CONF.	ADJ CONF.
Average RPI Loss:	80	RECORD	PCT. RANK	GAMES	SCHEDULE	OF SCHEDULE	RPI	RPI	RPI	RPI
DIV. I ONLY	13- 11	153	5-5	79	54	94	94	6	6	
DIV. I NON-CONF.	6- 5	151	1-0	75	50	94	94	6	6	
TOTALS	RPI 1-25	RPI 26-50	W-L RECORDS	RPI 51-100	RPI 101-150	RPI 150+				
13- 11	0- 1	0- 3	OVERALL	6- 5	1- 0	6- 2				
7- 5	0- 0	0- 2	HOME	2- 2	1- 0	4- 1				
6- 6	0- 1	0- 1	AWAY	4- 3	0- 0	2- 1				
0- 0	0- 0	0- 0	NEUTRAL	0- 0	0- 0	0- 0				
6- 5	0- 0	0- 1	NON-CONFERENCE	3- 2	0- 0	3- 2				
3- 2	0- 0	0- 1	HOME	1- 0	0- 0	2- 1				
3- 3	0- 0	0- 0	AWAY	2- 2	0- 0	1- 1				
0- 0	0- 0	0- 0	NEUTRAL	0- 0	0- 0	0- 0				
7- 6	0- 1	0- 2	CONFERENCE	3- 3	1- 0	3- 0				
4- 3	0- 0	0- 1	HOME	1- 2	1- 0	2- 0				
3- 3	0- 1	0- 1	AWAY	2- 1	0- 0	1- 0				
0- 0	0- 0	0- 0	NEUTRAL	0- 0	0- 0	0- 0				

RPI S Opponent	Score	RPI S Opponent	Score	RPI S Opponent	Score	RPI S Opponent	Score
19 A DePaul	69 85	37 A Marquette	52 57	54 A Drexel	52 54	148 H Providence	51 49
		40 H James Madison	52 56	57 A St. John's (NY)	67 62	155 H George Washington	56 68
		41 H Creighton	42 58	57 H St. John's (NY)	66 64	180 A La Salle	77 69
				64 H Penn	70 58	205 A American	54 76
				68 A Seton Hall	61 55	221 H Manhattan	63 51
				68 H Seton Hall	63 65	229 H Saint Joseph's	60 44
				79 A Temple	69 74	242 H Georgetown	74 53
				83 A Georgia	63 58	260 A Xavier	55 54
				92 A Butler	61 63	260 H Xavier	66 54
				92 H Butler	41 58		
				93 A Fordham	73 66		
LAST 10 Division I							
92 A Butler	61 63	19 A DePaul	69 85				
260 A Xavier	55 54	242 H Georgetown	74 53				
68 H Seton Hall	63 65	64 H Penn	70 58				
57 H St. John's (NY)	66 64	260 H Xavier	66 54				
37 A Marquette	52 57	92 H Butler	41 58				

Non-Div I Games:

Villanova

Loss, Non-Conf, S Site, H Home A Away N Neutral

Virginia

Through Games Of Feb. 15, 2020

Average RPI Win:	113	WON-LOST	WINNING	LAST 10	STRENGTH OF	OPP. STRENGTH	TEAM	ADJ.	CONF.	ADJ CONF.
Average RPI Loss:	46	RECORD	PCT. RANK	GAMES	SCHEDULE	OF SCHEDULE	RPI	RPI	RPI	RPI
DIV. I ONLY	11- 14	210	5-5	2	28	50	50	5	5	
DIV. I NON-CONF.	5- 6	187	0	1	24	32	32	3	3	
TOTALS	RPI 1-25	RPI 26-50	W-L RECORDS	RPI 51-100	RPI 101-150	RPI 150+				
11- 14	0- 6	3- 2	OVERALL	4- 5	1- 1	3- 0				
8- 4	0- 1	3- 2	HOME	3- 1	1- 0	1- 0				
3- 9	0- 4	0- 0	AWAY	1- 4	0- 1	2- 0				
0- 1	0- 1	0- 0	NEUTRAL	0- 0	0- 0	0- 0				
5- 6	0- 3	2- 1	NON-CONFERENCE	1- 2	0- 0	2- 0				
3- 2	0- 1	2- 1	HOME	1- 0	0- 0	0- 0				
2- 3	0- 1	0- 0	AWAY	0- 2	0- 0	2- 0				
0- 1	0- 1	0- 0	NEUTRAL	0- 0	0- 0	0- 0				
6- 8	0- 3	1- 1	CONFERENCE	3- 3	1- 1	1- 0				
5- 2	0- 0	1- 1	HOME	2- 1	1- 0	1- 0				
1- 6	0- 3	0- 0	AWAY	1- 2	0- 1	0- 0				
0- 0	0- 0	0- 0	NEUTRAL	0- 0	0- 0	0- 0				

RPI 1-25				RPI 26-50				RPI 51-100				RPI 101+			
RPI	S	Opponent	Score	RPI	S	Opponent	Score	RPI	S	Opponent	Score	RPI	S	Opponent	Score
4	A	Louisville	56 71	26	H	Kentucky	47 50	51	A	Rutgers	63 73	112	A	Wake Forest	56 62
7	A	UConn	44 83	28	H	Old Dominion	56 53	72	A	Southern California	49 59	114	H	Notre Dame	90 60
9	N	Mississippi St.	59 72	30	H	Virginia Tech	61 69	75	A	Boston College	69 52	195	A	UNLV	63 55
10	H	UCLA	62 73	35	H	Duke	66 63	77	H	Bucknell	84 60	214	H	Clemson	70 54
16	A	NC State	60 80	40	H	James Madison	55 49	78	H	Syracuse	57 41	296	A	CSUN	72 47
24	A	Florida St.	55 63					88	H	Miami (FL)	69 64				
								90	A	Georgia Tech	51 61				
								97	A	North Carolina	68 78				
								97	H	North Carolina	47 65				
LAST 10 Division I															
				88	H	Miami (FL)	69 64	114	H	Notre Dame	90 60				
				24	A	Florida St.	55 63	4	A	Louisville	56 71				
				214	H	Clemson	70 54	30	H	Virginia Tech	61 69				
				78	H	Syracuse	57 41	112	A	Wake Forest	56 62				
				97	A	North Carolina	68 78	75	A	Boston College	69 52				

Non-Div I Games:

Virginia

■ Loss,
■ Non-Conf, S Site,
■ Home
■ Away
N Neutral

Average RPI Win: 142		WON-LOST	WINNING	LAST 10	STRENGTH OF	OPP. STRENGTH	TEAM	ADJ.	CONF.	ADJ CONF.
Average RPI Loss: 42		RECORD	PCT. RANK	GAMES	SCHEDULE	OF SCHEDULE	RPI	RPI	RPI	RPI
DIV. I ONLY		18- 6	42	7-3	55	48	30	30	5	5
DIV. I NON-CONF.		10- 1	20	0	130	90	28	28	3	3
TOTALS		RPI 1-25	RPI 26-50		W-L RECORDS		RPI 51-100	RPI 101-150	RPI 150+	
18- 6	0- 3	2- 1		OVERALL		7- 2	2- 0	7- 0		
12- 1	0- 1	1- 0		HOME		4- 0	2- 0	5- 0		
3- 4	0- 2	1- 1		AWAY		1- 1	0- 0	1- 0		
3- 1	0- 0	0- 0		NEUTRAL		2- 1	0- 0	1- 0		
10- 1	0- 0	1- 0		NON-CONFERENCE		2- 1	2- 0	5- 0		
6- 0	0- 0	1- 0		HOME		0- 0	2- 0	3- 0		
1- 0	0- 0	0- 0		AWAY		0- 0	0- 0	1- 0		
3- 1	0- 0	0- 0		NEUTRAL		2- 1	0- 0	1- 0		
8- 5	0- 3	1- 1		CONFERENCE		5- 1	0- 0	2- 0		
6- 1	0- 1	0- 0		HOME		4- 0	0- 0	2- 0		
2- 4	0- 2	1- 1		AWAY		1- 1	0- 0	0- 0		
0- 0	0- 0	0- 0		NEUTRAL		0- 0	0- 0	0- 0		

RPI 1-25				RPI 26-50				Team's RPI: 30				RPI 51-100				RPI 101+			
RPI	S	Opponent	Score	RPI	S	Opponent	Score	RPI	S	Opponent	Score	RPI	S	Opponent	Score	RPI	S	Opponent	Score
16	A	NC State	69 76	34	H	Purdue	67 54	61	N	Belmont	60 58	105	H	Liberty	73 69				
16	H	NC State	59 71	35	A	Duke	67 72	75	H	Boston College	70 49	121	H	Davidson	88 68				
24	A	Florida St.	62 86	50	A	Virginia	69 61	78	A	Syracuse	65 67	158	N	Wichita St.	84 63				
								83	N	Georgia	72 77	201	H	Gardner-Webb	87 65				
								85	N	Rice	54 45	214	H	Clemson	71 50				
								88	H	Miami (FL)	69 45	231	A	George Mason	77 58				
								90	H	Georgia Tech	64 61	250	H	Saint Francis (PA)	105 41				
								97	A	North Carolina	72 63	287	H	Pittsburgh	68 56				
								97	H	North Carolina	76 70	317	H	UMES	86 43				
LAST 10 Division I																			
				90	H	Georgia Tech	64 61					214	H	Clemson	71 50				
				97	A	North Carolina	72 63					75	H	Boston College	70 49				
				16	H	NC State	59 71					50	A	Virginia	69 61				
				88	H	Miami (FL)	69 45					35	A	Duke	67 72				
				78	A	Syracuse	65 67					287	H	Pittsburgh	68 56				

Non-Div I Games:

Virginia Tech

■ Loss,
 ■ Non-Conf,
 ■ S Site,
 ■ H Home
 ■ A Away
 N Neutral

Average RPI Win: 310	WON-LOST	WINNING	LAST 10	STRENGTH OF	OPP. STRENGTH	TEAM	ADJ.	CONF.	ADJ CONF.
Average RPI Loss: 168	RECORD	PCT. RANK	GAMES	SCHEDULE	OF SCHEDULE	RPI	RPI	RPI	RPI
DIV. I ONLY	7- 15	277	4-6	170	341	283	283	30	30
DIV. I NON-CONF.	3- 7	252	0	44	301	202	202	30	30
TOTALS	RPI 1-25	RPI 26-50	W-L RECORDS	RPI 51-100	RPI 101-150	RPI 150+			
7- 15	0- 1	0- 0	OVERALL	0- 4	0- 3	7- 7			
6- 4	0- 0	0- 0	HOME	0- 1	0- 1	6- 2			
1- 11	0- 1	0- 0	AWAY	0- 3	0- 2	1- 5			
0- 0	0- 0	0- 0	NEUTRAL	0- 0	0- 0	0- 0			
3- 7	0- 1	0- 0	NON-CONFERENCE	0- 4	0- 1	3- 1			
3- 1	0- 0	0- 0	HOME	0- 1	0- 0	3- 0			
0- 6	0- 1	0- 0	AWAY	0- 3	0- 1	0- 1			
0- 0	0- 0	0- 0	NEUTRAL	0- 0	0- 0	0- 0			
4- 8	0- 0	0- 0	CONFERENCE	0- 0	0- 2	4- 6			
3- 3	0- 0	0- 0	HOME	0- 0	0- 1	3- 2			
1- 5	0- 0	0- 0	AWAY	0- 0	0- 1	1- 4			
0- 0	0- 0	0- 0	NEUTRAL	0- 0	0- 0	0- 0			

RPI 1-25				RPI 26-50				RPI 51-100				RPI 101+ Team's RPI: 283			
RPI	S	Opponent	Score	RPI	S	Opponent	Score	RPI	S	Opponent	Score	RPI	S	Opponent	Score
3	A	Maryland	56 119					55	A	Yale	68 87	103	A	Colgate	58 74
								66	H	Stony Brook	45 66	132	A	Robert Morris	47 51
								92	A	Butler	58 74	132	H	Robert Morris	35 77
								96	A	Rider	63 77	183	A	Mt. St. Mary's	63 78
												197	A	Merrimack	44 55
												232	A	Youngstown St.	42 64
												250	A	Saint Francis (PA)	50 51
												250	H	Saint Francis (PA)	55 50
												299	H	UMBC	67 60
												305	H	Sacred Heart	65 79
												308	H	St. Francis Brooklyn	74 66
												315	A	Bryant	58 45
												322	H	Fairleigh Dickinson	61 62
												327	H	NJIT	61 59
												332	H	Saint Peter's	90 89
												339	H	LIU Brooklyn	63 61
												345	A	Central Conn. St.	63 66
LAST 10 Division I															
197	A	Merrimack	44 55	345	A	Central Conn. St.	63 66								
132	H	Robert Morris	35 77	339	H	LIU Brooklyn	63 61								
250	H	Saint Francis (PA)	55 50	308	H	St. Francis Brooklyn	74 66								
322	H	Fairleigh Dickinson	61 62	250	A	Saint Francis (PA)	50 51								
315	A	Bryant	58 45	132	A	Robert Morris	47 51								

Non-Div I Games: Staten Island 81 57

Wagner

■ Loss,
 ■ Non-Conf,
 ■ S Site,
 ■ Home
 ■ A Away
 N Neutral

Wake Forest

Through Games Of Feb. 15, 2020

Average RPI Win:	148	WON-LOST	WINNING	LAST 10	STRENGTH OF	OPP. STRENGTH	TEAM	ADJ.	CONF.	ADJ CONF.
Average RPI Loss:	105	RECORD	PCT. RANK	GAMES	SCHEDULE	OF SCHEDULE	RPI	RPI	RPI	RPI
DIV. I ONLY	13- 12	173	3-7	89	56	112	112	5	5	
DIV. I NON-CONF.	7- 4	100	0	132	193	110	110	3	3	
TOTALS	RPI 1-25	RPI 26-50	W-L RECORDS	RPI 51-100	RPI 101-150	RPI 150+				
13- 12	0- 3	2- 0	OVERALL	3- 5	3- 2	5- 2				
8- 4	0- 1	1- 0	HOME	2- 1	1- 2	4- 0				
3- 8	0- 2	1- 0	AWAY	0- 4	1- 0	1- 2				
2- 0	0- 0	0- 0	NEUTRAL	1- 0	1- 0	0- 0				
7- 4	0- 0	0- 0	NON-CONFERENCE	1- 2	3- 1	3- 1				
4- 2	0- 0	0- 0	HOME	0- 1	1- 1	3- 0				
1- 2	0- 0	0- 0	AWAY	0- 1	1- 0	0- 1				
2- 0	0- 0	0- 0	NEUTRAL	1- 0	1- 0	0- 0				
6- 8	0- 3	2- 0	CONFERENCE	2- 3	0- 1	2- 1				
4- 2	0- 1	1- 0	HOME	2- 0	0- 1	1- 0				
2- 6	0- 2	1- 0	AWAY	0- 3	0- 0	1- 1				
0- 0	0- 0	0- 0	NEUTRAL	0- 0	0- 0	0- 0				

RPI 1-25				RPI 26-50				RPI 51-100				RPI 101+ Team's RPI: 112			
RPI	S	Opponent	Score	RPI	S	Opponent	Score	RPI	S	Opponent	Score	RPI	S	Opponent	Score
4	A	Louisville	61 75	35	A	Duke	60 58	57	A	St. John's (NY)	74 82	114	H	Notre Dame	71 75
16	A	NC State	45 59	50	H	Virginia	62 56	59	N	Dayton	78 59	123	H	Campbell	74 46
24	H	Florida St.	65 70					70	H	Charlotte	65 77	137	N	Florida	73 68
								75	A	Boston College	54 67	144	A	Elon	69 57
								78	H	Syracuse	65 60	145	H	UNC Greensboro	65 67
								88	A	Miami (FL)	56 59	214	A	Clemson	66 52
								90	A	Georgia Tech	52 62	214	H	Clemson	63 58
								90	H	Georgia Tech	65 60	248	H	Col. of Charleston	106 50
												254	H	East Carolina	76 53
												272	H	UNCW	65 55
												285	A	ETSU	60 67
												287	A	Pittsburgh	48 53
LAST 10 Division I															
214	A	Clemson	66 52	78	H	Syracuse	65 60								
90	A	Georgia Tech	52 62	24	H	Florida St.	65 70								
114	H	Notre Dame	71 75	16	A	NC State	45 59								
75	A	Boston College	54 67	50	H	Virginia	62 56								
287	A	Pittsburgh	48 53	4	A	Louisville	61 75								

Non-Div I Games:

Wake Forest

■ Loss,
 ■ Non-Conf,
 ■ S Site,
 ■ H Home
 ■ A Away
 N Neutral

Average RPI Win:	182	WON-LOST	WINNING	LAST 10	STRENGTH OF	OPP. STRENGTH	TEAM	ADJ.	CONF.	ADJ CONF.
Average RPI Loss:	73	RECORD	PCT. RANK	GAMES	SCHEDULE	OF SCHEDULE	RPI	RPI	RPI	RPI
DIV. I ONLY	11- 13	202	1-9	57	53	133	133	1	1	
DIV. I NON-CONF.	8- 3	68	0	179	217	130	130	1	1	
TOTALS	RPI 1-25	RPI 26-50	W-L RECORDS	RPI 51-100	RPI 101-150	RPI 150+				
11- 13	1- 5	0- 1	OVERALL	2- 3	2- 3	6- 1				
5- 9	0- 2	0- 1	HOME	1- 2	0- 3	4- 1				
3- 4	0- 3	0- 0	AWAY	1- 1	2- 0	0- 0				
3- 0	1- 0	0- 0	NEUTRAL	0- 0	0- 0	2- 0				
8- 3	1- 0	0- 0	NON-CONFERENCE	0- 0	1- 2	6- 1				
4- 3	0- 0	0- 0	HOME	0- 0	0- 2	4- 1				
1- 0	0- 0	0- 0	AWAY	0- 0	1- 0	0- 0				
3- 0	1- 0	0- 0	NEUTRAL	0- 0	0- 0	2- 0				
3- 10	0- 5	0- 1	CONFERENCE	2- 3	1- 1	0- 0				
1- 6	0- 2	0- 1	HOME	1- 2	0- 1	0- 0				
2- 4	0- 3	0- 0	AWAY	1- 1	1- 0	0- 0				
0- 0	0- 0	0- 0	NEUTRAL	0- 0	0- 0	0- 0				

RPI	S	Opponent	Score	RPI	S	Opponent	Score	RPI	S	Opponent	Score	RPI	S	Opponent	Score	Team's RPI: 133
8	N	Iowa	70 63	27	H	Arizona St.	50 67	72	A	Southern California	78 81	106	H	Vanderbilt	74 76	
10	A	UCLA	80 85					73	H	Colorado	61 52	108	A	San Diego	65 47	
11	A	Stanford	56 77					99	H	Utah	65 74	141	A	California	67 64	
11	H	Stanford	41 58					100	A	Washington St.	65 56	141	H	California	74 81	
23	A	Arizona	53 64					100	H	Washington St.	59 66	149	H	Tulane	62 64	
23	H	Arizona	58 66									176	H	Hawaii	50 62	
												225	H	CSU Bakersfield	80 49	
												227	N	Iona	65 34	
												235	H	San Francisco	73 54	
												257	N	Howard	75 58	
												307	H	Seattle U	78 46	
												320	H	Weber St.	94 41	
LAST 10 Division I																
23	A	Arizona	53 64	72	A	Southern California	78 81									
73	H	Colorado	61 52	10	A	UCLA	80 85									
99	H	Utah	65 74	23	H	Arizona	58 66									
141	H	California	74 81	27	H	Arizona St.	50 67									
11	H	Stanford	41 58	100	H	Washington St.	59 66									

Non-Div I Games:

Washington

■ Loss,
 ■ Non-Conf,
 ■ S Site,
 ■ H Home
 ■ A Away
 N Neutral

Average RPI Win:	185	WON-LOST	WINNING	LAST 10	STRENGTH OF	OPP. STRENGTH	TEAM	ADJ.	CONF.	ADJ CONF.
Average RPI Loss:	38	RECORD	PCT. RANK	GAMES	SCHEDULE	OF SCHEDULE	RPI	RPI	RPI	RPI
DIV. I ONLY	11- 14	210	3-7	16	29	100	100	1	1	
DIV. I NON-CONF.	7- 5	131	0	39	66	81	81	1	1	
TOTALS	RPI 1-25	RPI 26-50	W-L RECORDS	RPI 51-100	RPI 101-150	RPI 150+				
11- 14	0- 8	0- 2	OVERALL	2- 3	4- 1	5- 0				
7- 6	0- 3	0- 1	HOME	2- 1	1- 1	4- 0				
3- 5	0- 2	0- 1	AWAY	0- 2	3- 0	0- 0				
1- 3	0- 3	0- 0	NEUTRAL	0- 0	0- 0	1- 0				
7- 5	0- 4	0- 0	NON-CONFERENCE	1- 1	1- 0	5- 0				
5- 1	0- 1	0- 0	HOME	1- 0	0- 0	4- 0				
1- 1	0- 0	0- 0	AWAY	0- 1	1- 0	0- 0				
1- 3	0- 3	0- 0	NEUTRAL	0- 0	0- 0	1- 0				
4- 9	0- 4	0- 2	CONFERENCE	1- 2	3- 1	0- 0				
2- 5	0- 2	0- 1	HOME	1- 1	1- 1	0- 0				
2- 4	0- 2	0- 1	AWAY	0- 1	2- 0	0- 0				
0- 0	0- 0	0- 0	NEUTRAL	0- 0	0- 0	0- 0				

RPI 1-25				RPI 26-50				RPI 51-100 Team's RPI: 100				RPI 101+			
RPI	S	Opponent	Score	RPI	S	Opponent	Score	RPI	S	Opponent	Score	RPI	S	Opponent	Score
2	N	South Carolina	53 68	27	A	Arizona St.	59 62	69	H	BYU	67 50	116	A	Boise St.	80 68
6	N	Baylor	66 89	27	H	Arizona St.	56 65	72	A	Southern California	63 74	133	A	Washington	66 59
10	A	UCLA	50 66					73	H	Colorado	69 59	133	H	Washington	56 65
11	A	Stanford	58 77					88	A	Miami (FL)	68 74	141	A	California	96 75
11	H	Stanford	49 71					99	H	Utah	66 78	141	H	California	92 66
13	H	Gonzaga	53 76									188	H	Pepperdine	85 48
14	N	Indiana	44 78									243	N	Southern U.	69 54
23	H	Arizona	67 74									296	H	CSUN	71 61
												302	H	UC Irvine	87 59
												335	H	Ark.-Pine Bluff	85 56
LAST 10 Division I															
				27	A	Arizona St.	59 62	10	A	UCLA	50 66				
				99	H	Utah	66 78	72	A	Southern California	63 74				
				73	H	Colorado	69 59	27	H	Arizona St.	56 65				
				11	H	Stanford	49 71	23	H	Arizona	67 74				
				141	H	California	92 66	133	A	Washington	66 59				

Non-Div I Games:

Washington St.

■ Loss,
 ■ Non-Conf,
 ■ S Site,
 ■ H Home
 ■ A Away
 N Neutral

Average RPI Win: 276	WON-LOST	WINNING	LAST 10	STRENGTH OF	OPP. STRENGTH	TEAM	ADJ.	CONF.	ADJ CONF.
Average RPI Loss: 176	RECORD	PCT. RANK	GAMES	SCHEDULE	OF SCHEDULE	RPI	RPI	RPI	RPI
DIV. I ONLY	3- 21	333	0-10	225	214	320	320	18	18
DIV. I NON-CONF.	2- 7	288	0	195	197	265	265	17	17
TOTALS	RPI 1-25	RPI 26-50	W-L RECORDS	RPI 51-100	RPI 101-150	RPI 150+			
3- 21	0- 1	0- 0	OVERALL	0- 3	0- 4	3- 13			
1- 9	0- 0	0- 0	HOME	0- 1	0- 1	1- 7			
2- 12	0- 1	0- 0	AWAY	0- 2	0- 3	2- 6			
0- 0	0- 0	0- 0	NEUTRAL	0- 0	0- 0	0- 0			
2- 7	0- 1	0- 0	NON-CONFERENCE	0- 1	0- 3	2- 2			
1- 1	0- 0	0- 0	HOME	0- 0	0- 1	1- 0			
1- 6	0- 1	0- 0	AWAY	0- 1	0- 2	1- 2			
0- 0	0- 0	0- 0	NEUTRAL	0- 0	0- 0	0- 0			
1- 14	0- 0	0- 0	CONFERENCE	0- 2	0- 1	1- 11			
0- 8	0- 0	0- 0	HOME	0- 1	0- 0	0- 7			
1- 6	0- 0	0- 0	AWAY	0- 1	0- 1	1- 4			
0- 0	0- 0	0- 0	NEUTRAL	0- 0	0- 0	0- 0			

RPI 1-25				RPI 26-50				RPI 51-100				RPI 101+ Team's RPI: 320			
RPI	S	Opponent	Score	RPI	S	Opponent	Score	RPI	S	Opponent	Score	RPI	S	Opponent	Score
10	A	UCLA	45 85					86	A	Montana St.	52 81	117	A	Pacific	53 76
								86	H	Montana St.	67 102	122	A	Idaho	50 70
								99	A	Utah	46 75	133	A	Washington	41 94
												143	H	Portland	59 78
												163	A	Northern Ariz.	61 92
												163	H	Northern Ariz.	82 88
												171	A	Montana	57 85
												171	H	Montana	46 78
												182	H	Idaho St.	54 65
												184	H	Southern Utah	71 87
												216	A	UTEP	51 70
												220	H	Portland St.	57 76
												222	A	Northern Colo.	65 60
												222	H	Northern Colo.	65 69
												281	A	UC Riverside	64 54
												298	A	Sacramento St.	52 58
												298	H	Sacramento St.	67 91
												306	A	Eastern Wash.	53 63
												316	A	New Mexico St.	47 77
												326	H	Utah Valley	72 46
LAST 10 Division I															
				86	H	Montana St.	67 102	184	H	Southern Utah	71 87				
				171	H	Montana	46 78	171	A	Montana	57 85				
				163	A	Northern Ariz.	61 92	86	A	Montana St.	52 81				
				298	A	Sacramento St.	52 58	220	H	Portland St.	57 76				
				222	H	Northern Colo.	65 69	182	H	Idaho St.	54 65				

Non-Div I Games:

Weber St.

■ Loss,
 ■ Non-Conf,
 ■ S Site,
 ■ H Home
 ■ A Away
 N Neutral

West Virginia

Through Games Of Feb. 15, 2020

Average RPI Win:	150	WON-LOST	WINNING	LAST 10	STRENGTH OF	OPP. STRENGTH	TEAM	ADJ.	CONF.	ADJ CONF.
Average RPI Loss:	45	RECORD	PCT. RANK	GAMES	SCHEDULE	OF SCHEDULE	RPI	RPI	RPI	RPI
DIV. I ONLY	15- 8	78	3-7	60	25	53	53	3	3	
DIV. I NON-CONF.	10- 1	20	0	143	138	34	34	4	4	
TOTALS	RPI 1-25	RPI 26-50	W-L RECORDS	RPI 51-100	RPI 101-150	RPI 150+				
15- 8	1- 2	2- 5	OVERALL	2- 0	3- 1	7- 0				
8- 3	0- 0	2- 2	HOME	0- 0	1- 1	5- 0				
3- 4	1- 2	0- 2	AWAY	0- 0	2- 0	0- 0				
4- 1	0- 0	0- 1	NEUTRAL	2- 0	0- 0	2- 0				
10- 1	1- 0	0- 1	NON-CONFERENCE	2- 0	0- 0	7- 0				
5- 0	0- 0	0- 0	HOME	0- 0	0- 0	5- 0				
1- 0	1- 0	0- 0	AWAY	0- 0	0- 0	0- 0				
4- 1	0- 0	0- 1	NEUTRAL	2- 0	0- 0	2- 0				
5- 7	0- 2	2- 4	CONFERENCE	0- 0	3- 1	0- 0				
3- 3	0- 0	2- 2	HOME	0- 0	1- 1	0- 0				
2- 4	0- 2	0- 2	AWAY	0- 0	2- 0	0- 0				
0- 0	0- 0	0- 0	NEUTRAL	0- 0	0- 0	0- 0				

RPI	S	Opponent	Score	RPI	S	Opponent	Score	RPI	S	Opponent	Score	RPI	S	Opponent	Score
6	A	Baylor	51 91	41	N	Creighton	75 82	78	N	Syracuse	71 69	107	A	Kansas St.	74 63
9	A	Mississippi St.	71 65	42	H	Texas	68 63	91	N	Michigan St.	63 57	107	H	Kansas St.	55 56
21	A	TCU	60 73	43	H	Iowa St.	79 71					115	A	Kansas	68 49
				45	A	Oklahoma	58 68					150	H	Texas Tech	67 60
				45	H	Oklahoma	49 73					154	N	Norfolk St.	72 55
				46	A	Oklahoma St.	57 60					162	H	Cornell	68 62
				46	H	Oklahoma St.	55 57					199	H	Radford	74 37
												200	N	New Mexico	73 60
												250	H	Saint Francis (PA)	74 45
												311	H	Presbyterian	56 40
												340	H	Coppin St.	82 47
LAST 10 Division I															
150	H	Texas Tech	67 60	21	A	TCU	60 73								
107	H	Kansas St.	55 56	46	H	Oklahoma St.	55 57								
46	A	Oklahoma St.	57 60	6	A	Baylor	51 91								
45	A	Oklahoma	58 68	45	H	Oklahoma	49 73								
43	H	Iowa St.	79 71	42	H	Texas	68 63								

Non-Div I Games:

West Virginia

Loss, Non-Conf, S Site, H Home A Away N Neutral

Average RPI Win:	288	WON-LOST	WINNING	LAST 10	STRENGTH OF	OPP. STRENGTH	TEAM	ADJ.	CONF.	ADJ CONF.
Average RPI Loss:	197	RECORD	PCT. RANK	GAMES	SCHEDULE	OF SCHEDULE	RPI	RPI	RPI	RPI
DIV. I ONLY	3- 20	330	2-8	241	324	334	334	26	26	
DIV. I NON-CONF.	1- 12	335	0	155	345	329	329	20	20	
TOTALS	RPI 1-25	RPI 26-50	W-L RECORDS	RPI 51-100	RPI 101-150	RPI 150+				
3- 20	0- 0	0- 0	OVERALL	0- 2	0- 5	3- 13				
2- 10	0- 0	0- 0	HOME	0- 1	0- 2	2- 7				
1- 10	0- 0	0- 0	AWAY	0- 1	0- 3	1- 6				
0- 0	0- 0	0- 0	NEUTRAL	0- 0	0- 0	0- 0				
1- 12	0- 0	0- 0	NON-CONFERENCE	0- 2	0- 3	1- 7				
1- 6	0- 0	0- 0	HOME	0- 1	0- 1	1- 4				
0- 6	0- 0	0- 0	AWAY	0- 1	0- 2	0- 3				
0- 0	0- 0	0- 0	NEUTRAL	0- 0	0- 0	0- 0				
2- 8	0- 0	0- 0	CONFERENCE	0- 0	0- 2	2- 6				
1- 4	0- 0	0- 0	HOME	0- 0	0- 1	1- 3				
1- 4	0- 0	0- 0	AWAY	0- 0	0- 1	1- 3				
0- 0	0- 0	0- 0	NEUTRAL	0- 0	0- 0	0- 0				

RPI	S	Opponent	Score	RPI	S	Opponent	Score	RPI	S	Opponent	Score	RPI	S	Opponent	Score	Team's RPI: 334
80	H	Coastal Caro.	43	66	97	A	North Carolina	55	92	121	A	Davidson	51	101		
										123	H	Campbell	40	61		
										144	A	Elon	24	68		
										145	A	UNC Greensboro	43	54		
										145	H	UNC Greensboro	61	72		
										164	H	Samford	50	62		
										196	A	Chattanooga	61	53		
										196	H	Chattanooga	52	59		
										198	H	Tennessee Tech	58	62		
										201	A	Gardner-Webb	62	88		
										203	H	Cleveland St.	61	68		
										210	A	Furman	53	69		
										228	H	UNC Asheville	47	64		
										248	A	Col. of Charleston	62	73		
										261	H	Winthrop	60	63		
										280	A	Wofford	63	76		
										285	A	ETSU	49	76		
										285	H	ETSU	57	62		
										323	H	Mercer	51	40		
										331	A	USC Upstate	62	70		
										344	H	Charleston So.	69	64		
LAST 10 Division I																
145	H	UNC Greensboro	61	72	210	A	Furman	53	69							
196	A	Chattanooga	61	53	280	A	Wofford	63	76							
285	A	ETSU	49	76	145	A	UNC Greensboro	43	54							
323	H	Mercer	51	40	285	H	ETSU	57	62							
164	H	Samford	50	62	196	H	Chattanooga	52	59							

Non-Div I Games: Southern Wesleyan 70 37 UVa-Wise 64 55

Western Caro.

■ Loss,
 ■ Non-Conf, S Site,
 ■ Home
 ■ Away
 N Neutral

Average RPI Win:	272	WON-LOST	WINNING	LAST 10	STRENGTH OF	OPP. STRENGTH	TEAM	ADJ.	CONF.	ADJ CONF.
Average RPI Loss:	90	RECORD	PCT. RANK	GAMES	SCHEDULE	OF SCHEDULE	RPI	RPI	RPI	RPI
DIV. I ONLY	11- 12	191	7-3	189	167	193	193	19	19	
DIV. I NON-CONF.	3- 7	252	0	164	59	235	235	18	18	
TOTALS	RPI 1-25	RPI 26-50	W-L RECORDS	RPI 51-100	RPI 101-150	RPI 150+				
11- 12	0- 0	0- 5	OVERALL	0- 4	1- 1	10- 2				
7- 3	0- 0	0- 2	HOME	0- 1	1- 0	6- 0				
4- 7	0- 0	0- 3	AWAY	0- 2	0- 1	4- 1				
0- 2	0- 0	0- 0	NEUTRAL	0- 1	0- 0	0- 1				
3- 7	0- 0	0- 3	NON-CONFERENCE	0- 2	1- 1	2- 1				
2- 1	0- 0	0- 1	HOME	0- 0	1- 0	1- 0				
1- 4	0- 0	0- 2	AWAY	0- 1	0- 1	1- 0				
0- 2	0- 0	0- 0	NEUTRAL	0- 1	0- 0	0- 1				
8- 5	0- 0	0- 2	CONFERENCE	0- 2	0- 0	8- 1				
5- 2	0- 0	0- 1	HOME	0- 1	0- 0	5- 0				
3- 3	0- 0	0- 1	AWAY	0- 1	0- 0	3- 1				
0- 0	0- 0	0- 0	NEUTRAL	0- 0	0- 0	0- 0				

RPI 1-25				RPI 26-50				RPI 51-100				RPI 101+ Team's RPI: 193			
RPI	S	Opponent	Score	RPI	S	Opponent	Score	RPI	S	Opponent	Score	RPI	S	Opponent	Score
				33	A	Drake	75 94	71	A	Illinois St.	65 78	125	H	Southeast Mo. St.	97 91
				34	A	Purdue	59 66	81	N	Southern Ill.	65 79	130	A	Missouri	89 97
				38	H	Bradley	49 84	87	A	South Dakota St.	45 75	213	H	Oral Roberts	75 61
				39	A	South Dakota	51 88	87	H	South Dakota St.	48 89	215	A	North Dakota	71 77
				39	H	South Dakota	65 96					215	H	North Dakota	91 74
												226	N	Eastern Ill.	52 60
												256	H	Denver	82 75
												277	H	Indiana St.	83 72
												294	A	North Dakota St.	79 78
												294	H	North Dakota St.	86 79
												310	A	Omaha	83 69
												329	A	Purdue Fort Wayne	83 74
												329	H	Purdue Fort Wayne	79 68
												348	A	Chicago St.	88 78
LAST 10 Division I															
				215	H	North Dakota	91 74	215	A	North Dakota	71 77				
				39	A	South Dakota	51 88	310	A	Omaha	83 69				
				329	A	Purdue Fort Wayne	83 74	213	H	Oral Roberts	75 61				
				294	H	North Dakota St.	86 79	256	H	Denver	82 75				
				87	H	South Dakota St.	48 89	329	H	Purdue Fort Wayne	79 68				

Non-Div I Games: Culver-Stockton 82 76 Ill.-Springfield 91 51 Mo. Baptist 90 69

Western Ill.

Average RPI Win:	171	WON-LOST	WINNING	LAST 10	STRENGTH OF	OPP. STRENGTH	TEAM	ADJ.	CONF.	ADJ CONF.
Average RPI Loss:	94	RECORD	PCT. RANK	GAMES	SCHEDULE	OF SCHEDULE	RPI	RPI	RPI	RPI
DIV. I ONLY	18- 6	42	9-1	95	87	31	31	13	13	
DIV. I NON-CONF.	8- 3	68	0	84	9	25	25	15	15	
TOTALS	RPI 1-25	RPI 26-50	W-L RECORDS	RPI 51-100	RPI 101-150	RPI 150+				
18- 6	1- 1	1- 2	OVERALL	4- 1	1- 0	11- 2				
10- 0	1- 0	1- 0	HOME	2- 0	1- 0	5- 0				
7- 6	0- 1	0- 2	AWAY	2- 1	0- 0	5- 2				
1- 0	0- 0	0- 0	NEUTRAL	0- 0	0- 0	1- 0				
8- 3	1- 1	1- 1	NON-CONFERENCE	2- 0	0- 0	4- 1				
4- 0	1- 0	1- 0	HOME	1- 0	0- 0	1- 0				
3- 3	0- 1	0- 1	AWAY	1- 0	0- 0	2- 1				
1- 0	0- 0	0- 0	NEUTRAL	0- 0	0- 0	1- 0				
10- 3	0- 0	0- 1	CONFERENCE	2- 1	1- 0	7- 1				
6- 0	0- 0	0- 0	HOME	1- 0	1- 0	4- 0				
4- 3	0- 0	0- 1	AWAY	1- 1	0- 0	3- 1				
0- 0	0- 0	0- 0	NEUTRAL	0- 0	0- 0	0- 0				

RPI	S	Opponent	Score	RPI	S	Opponent	Score	Team's RPI: 31	RPI	S	Opponent	Score	RPI	S	Opponent	Score
4	A	Louisville	56 75	28	A	Old Dominion	65 76		56	H	Middle Tenn.	71 63	127	H	UAB	69 65
20	H	Central Mich.	93 58	34	A	Purdue	50 67		58	A	Ball St.	91 86	157	A	Saint Mary's (CA)	73 80
				45	H	Oklahoma	74 63		61	H	Belmont	77 46	164	A	Samford	88 84
									70	A	Charlotte	60 56	192	H	Fla. Atlantic	68 59
									85	A	Rice	65 73	206	A	Southern Miss.	81 65
													208	H	Little Rock	77 58
													216	H	UTEP	78 65
													240	A	Marshall	74 65
													244	A	Louisiana Tech	84 75
													246	N	Tulsa	76 63
													253	A	North Texas	54 61
													295	H	FIU	71 51
													303	H	UTSA	85 57
													323	A	Mercer	75 62
LAST 10 Division I																
303	H	UTSA	85 57	192	H	Fla. Atlantic	68 59									
216	H	UTEP	78 65	240	A	Marshall	74 65									
206	A	Southern Miss.	81 65	70	A	Charlotte	60 56									
244	A	Louisiana Tech	84 75	28	A	Old Dominion	65 76									
295	H	FIU	71 51	56	H	Middle Tenn.	71 63									

Non-Div I Games:

Western Ky.

■ Loss,
■ Non-Conf, S Site,
■ Home
■ Away
N Neutral

Average RPI Win:	218	WON-LOST	WINNING	LAST 10	STRENGTH OF	OPP. STRENGTH	TEAM	ADJ.	CONF.	ADJ CONF.
Average RPI Loss:	131	RECORD	PCT. RANK	GAMES	SCHEDULE	OF SCHEDULE	RPI	RPI	RPI	RPI
DIV. I ONLY	12- 10	145	4-6	188	160	152	152	10	10	
DIV. I NON-CONF.	6- 4	123	0	286	317	188	188	10	10	
TOTALS	RPI 1-25	RPI 26-50	W-L RECORDS	RPI 51-100	RPI 101-150	RPI 150+				
12- 10	0- 1	1- 1	OVERALL	0- 2	2- 1	9- 5				
6- 3	0- 1	1- 0	HOME	0- 0	1- 0	4- 2				
4- 6	0- 0	0- 1	AWAY	0- 1	1- 1	3- 3				
2- 1	0- 0	0- 0	NEUTRAL	0- 1	0- 0	2- 0				
6- 4	0- 0	0- 1	NON-CONFERENCE	0- 1	1- 0	5- 2				
2- 1	0- 0	0- 0	HOME	0- 0	0- 0	2- 1				
2- 2	0- 0	0- 1	AWAY	0- 0	1- 0	1- 1				
2- 1	0- 0	0- 0	NEUTRAL	0- 1	0- 0	2- 0				
6- 6	0- 1	1- 0	CONFERENCE	0- 1	1- 1	4- 3				
4- 2	0- 1	1- 0	HOME	0- 0	1- 0	2- 1				
2- 4	0- 0	0- 0	AWAY	0- 1	0- 1	2- 2				
0- 0	0- 0	0- 0	NEUTRAL	0- 0	0- 0	2- 0				

RPI 1-25			RPI 26-50			RPI 51-100			RPI 101+			Team's RPI: 152
RPI	S	Opponent	Score	RPI	S	Opponent	Score	RPI	S	Opponent	Score	
20	H	Central Mich.	70 80	32	A	Michigan	55 76	58	A	Ball St.	65 68	104 A Kent St. 63 75
				47	H	Ohio	73 72	66	N	Stony Brook	47 50	131 H Buffalo 74 62
												135 A Loyola Chicago 70 60
												159 H Toledo 84 72
												173 H Eastern Mich. 79 83
												179 A Northern Ill. 68 65
												187 A Akron 56 51
												187 H Akron 79 71
												189 A Miami (OH) 67 70
												192 H Fla. Atlantic 79 80
												216 A UTEP 46 76
												255 A Bowling Green 63 72
												256 N Denver 79 70
												316 N New Mexico St. 79 76
												330 H Detroit Mercy 82 67
												342 A UIC 80 52
												348 H Chicago St. 90 69
LAST 10 Division I												
179	A	Northern Ill.	68 65	187	H	Akron	79 71					
131	H	Buffalo	74 62	255	A	Bowling Green	63 72					
173	H	Eastern Mich.	79 83	20	H	Central Mich.	70 80					
189	A	Miami (OH)	67 70	47	H	Ohio	73 72					
58	A	Ball St.	65 68	104	A	Kent St.	63 75					

Non-Div I Games: Kentucky St. 80 41

Western Mich.

Loss, Non-Conf, S Site, H Home A Away N Neutral

Average RPI Win:	208	WON-LOST	WINNING	LAST 10	STRENGTH OF	OPP. STRENGTH	TEAM	ADJ.	CONF.	ADJ CONF.
Average RPI Loss:	107	RECORD	PCT. RANK	GAMES	SCHEDULE	OF SCHEDULE	RPI	RPI	RPI	RPI
DIV. I ONLY	13- 11	153	5-5	184	86	158	158	9	9	
DIV. I NON-CONF.	8- 5	117	0	197	136	136	136	9	9	
TOTALS	RPI 1-25	RPI 26-50	W-L RECORDS	RPI 51-100	RPI 101-150	RPI 150+				
13- 11	0- 2	1- 2	OVERALL	3- 2	0- 1	9- 4				
9- 4	0- 0	1- 0	HOME	1- 2	0- 1	7- 1				
3- 6	0- 2	0- 1	AWAY	1- 0	0- 0	2- 3				
1- 1	0- 0	0- 1	NEUTRAL	1- 0	0- 0	0- 0				
8- 5	0- 1	1- 2	NON-CONFERENCE	1- 1	0- 0	6- 1				
6- 1	0- 0	1- 0	HOME	0- 1	0- 0	5- 0				
1- 3	0- 1	0- 1	AWAY	0- 0	0- 0	1- 1				
1- 1	0- 0	0- 1	NEUTRAL	1- 0	0- 0	0- 0				
5- 6	0- 1	0- 0	CONFERENCE	2- 1	0- 1	3- 3				
3- 3	0- 0	0- 0	HOME	1- 1	0- 1	2- 1				
2- 3	0- 1	0- 0	AWAY	1- 0	0- 0	1- 2				
0- 0	0- 0	0- 0	NEUTRAL	0- 0	0- 0	0- 0				

RPI 1-25				RPI 26-50				RPI 51-100				RPI 101+ Team's RPI: 158			
RPI	S	Opponent	Score	RPI	S	Opponent	Score	RPI	S	Opponent	Score	RPI	S	Opponent	Score
5	A	Missouri St.	55 68	30	N	Virginia Tech	63 84	63	H	South Fla.	50 56	149	H	Tulane	56 61
7	A	UConn	55 83	41	A	Creighton	46 56	74	H	UNI	50 61	169	A	Houston	56 64
				45	H	Oklahoma	88 83	79	A	Temple	85 75	173	H	Eastern Mich.	63 52
								79	H	Temple	72 70	177	H	Memphis	60 69
								86	N	Montana St.	66 64	213	A	Oral Roberts	66 79
												243	H	Southern U.	69 63
												244	A	Louisiana Tech	88 80
												246	H	Tulsa	57 46
												249	A	SMU	44 64
												254	A	East Carolina	61 53
												254	H	East Carolina	57 55
												319	H	Houston Baptist	59 42
												335	H	Ark.-Pine Bluff	100 50
												346	H	Grambling	77 65
LAST 10 Division I															
177	H	Memphis	60 69	63	H	South Fla.	50 56								
79	A	Temple	85 75	79	H	Temple	72 70								
254	H	East Carolina	57 55	246	H	Tulsa	57 46								
249	A	SMU	44 64	254	A	East Carolina	61 53								
169	A	Houston	56 64	149	H	Tulane	56 61								

Non-Div I Games:

Wichita St.

Average RPI Win:	287	WON-LOST	WINNING	LAST 10	STRENGTH OF	OPP. STRENGTH	TEAM	ADJ.	CONF.	ADJ CONF.
Average RPI Loss:	188	RECORD	PCT. RANK	GAMES	SCHEDULE	OF SCHEDULE	RPI	RPI	RPI	RPI
DIV. I ONLY	10- 13	218	4-6	298	313	261	261	25	25	
DIV. I NON-CONF.	3- 6	235	0	289	302	275	275	28	28	
TOTALS	RPI 1-25	RPI 26-50	W-L RECORDS	RPI 51-100	RPI 101-150	RPI 150+				
10- 13	0- 0	0- 2	OVERALL	0- 0	1- 2	9- 9				
5- 4	0- 0	0- 0	HOME	0- 0	1- 0	4- 4				
5- 8	0- 0	0- 2	AWAY	0- 0	0- 2	5- 4				
0- 1	0- 0	0- 0	NEUTRAL	0- 0	0- 0	0- 1				
3- 6	0- 0	0- 2	NON-CONFERENCE	0- 0	0- 0	3- 4				
0- 3	0- 0	0- 0	HOME	0- 0	0- 0	0- 3				
3- 2	0- 0	0- 2	AWAY	0- 0	0- 0	3- 0				
0- 1	0- 0	0- 0	NEUTRAL	0- 0	0- 0	0- 1				
7- 7	0- 0	0- 0	CONFERENCE	0- 0	1- 2	6- 5				
5- 1	0- 0	0- 0	HOME	0- 0	1- 0	4- 1				
2- 6	0- 0	0- 0	AWAY	0- 0	0- 2	2- 4				
0- 0	0- 0	0- 0	NEUTRAL	0- 0	0- 0	0- 0				

RPI 1-25				RPI 26-50				RPI 51-100				RPI 101+ Team's RPI: 261			
RPI	S	Opponent	Score	RPI	S	Opponent	Score	RPI	S	Opponent	Score	RPI	S	Opponent	Score
				26	A	Kentucky	36 91					123	A	Campbell	47 63
				28	A	Old Dominion	44 68					142	A	Hampton	48 62
												142	H	Hampton	72 66
												199	A	Radford	53 54
												201	A	Gardner-Webb	59 71
												209	A	High Point	61 94
												209	H	High Point	69 63
												227	H	Iona	61 68
												228	A	UNC Asheville	55 65
												228	H	UNC Asheville	43 50
												248	H	Col. of Charleston	73 84
												265	H	Longwood	74 63
												272	A	UNCW	75 63
												280	N	Wofford	59 60
												300	H	Ga. Southern	47 91
												311	H	Presbyterian	61 54
												313	A	N.C. Central	56 46
												331	A	USC Upstate	52 38
												334	A	Western Caro.	63 60
												344	A	Charleston So.	58 53
												344	H	Charleston So.	56 46
LAST 10 Division I															
				228	A	UNC Asheville	55 65					344	A	Charleston So.	58 53
				142	A	Hampton	48 62					265	H	Longwood	74 63
				344	H	Charleston So.	56 46					199	A	Radford	53 54
				209	A	High Point	61 94					123	A	Campbell	47 63
				228	H	UNC Asheville	43 50					311	H	Presbyterian	61 54

Non-Div I Games:

Winthrop

■ Loss,
 ■ Non-Conf,
 ■ S Site,
 ■ H Home
 ■ A Away
 N Neutral

Average RPI Win:	205	WON-LOST	WINNING	LAST 10	STRENGTH OF	OPP. STRENGTH	TEAM	ADJ.	CONF.	ADJ CONF.
Average RPI Loss:	51	RECORD	PCT. RANK	GAMES	SCHEDULE	OF SCHEDULE	RPI	RPI	RPI	RPI
DIV. I ONLY	11- 14	210	2-8	64	59	138	138	2	2	
DIV. I NON-CONF.	8- 3	68	0	146	268	82	82	2	2	
TOTALS	RPI 1-25	RPI 26-50	W-L RECORDS	RPI 51-100	RPI 101-150	RPI 150+				
11- 14	0- 3	0- 4	OVERALL	2- 7	1- 0	8- 0				
7- 6	0- 1	0- 2	HOME	0- 3	1- 0	6- 0				
3- 7	0- 2	0- 1	AWAY	1- 4	0- 0	2- 0				
1- 1	0- 0	0- 1	NEUTRAL	1- 0	0- 0	0- 0				
8- 3	0- 0	0- 1	NON-CONFERENCE	1- 2	1- 0	6- 0				
6- 0	0- 0	0- 0	HOME	0- 0	1- 0	5- 0				
1- 2	0- 0	0- 0	AWAY	0- 2	0- 0	1- 0				
1- 1	0- 0	0- 1	NEUTRAL	1- 0	0- 0	0- 0				
3- 11	0- 3	0- 3	CONFERENCE	1- 5	0- 0	2- 0				
1- 6	0- 1	0- 2	HOME	0- 3	0- 0	1- 0				
2- 5	0- 2	0- 1	AWAY	1- 2	0- 0	1- 0				
0- 0	0- 0	0- 0	NEUTRAL	0- 0	0- 0	0- 0				

RPI	S	Opponent	Score	RPI	S	Opponent	Score	RPI	S	Opponent	Score	RPI	S	Opponent	Score	Team's RPI: 138
8	H	Iowa	78 85	32	H	Michigan	56 68	51	H	Rutgers	61 64	102	H	North Florida	75 62	
14	A	Indiana	65 75	34	A	Purdue	61 72	58	N	Ball St.	67 56	165	A	Illinois	73 64	
25	A	Ohio St.	74 82	34	H	Purdue	59 62	62	A	Minnesota	72 62	211	H	Penn St.	71 65	
				36	N	Arkansas	64 68	62	H	Minnesota	64 73	226	H	Eastern Ill.	63 55	
								73	A	Colorado	57 74	233	H	Milwaukee	71 40	
								82	A	Nebraska	50 65	280	H	Wofford	78 65	
								82	H	Nebraska	71 72	294	A	North Dakota St.	64 63	
								90	A	Georgia Tech	41 60	297	H	Prairie View	68 42	
								91	A	Michigan St.	52 69	325	H	Alabama St.	85 67	
LAST 10 Division I																
34	H	Purdue	59 62	82	H	Nebraska	71 72									
25	A	Ohio St.	74 82	62	A	Minnesota	72 62									
62	H	Minnesota	64 73	8	H	Iowa	78 85									
165	A	Illinois	73 64	32	H	Michigan	56 68									
14	A	Indiana	65 75	91	A	Michigan St.	52 69									

Non-Div I Games:

Wisconsin

■ Loss,
 ■ Non-Conf,
 ■ S Site,
 ■ H Home
 ■ A Away
 N Neutral

Average RPI Win:	256	WON-LOST	WINNING	LAST 10	STRENGTH OF	OPP. STRENGTH	TEAM	ADJ.	CONF.	ADJ CONF.
Average RPI Loss:	189	RECORD	PCT. RANK	GAMES	SCHEDULE	OF SCHEDULE	RPI	RPI	RPI	RPI
DIV. I ONLY	11- 12	191	7-3	324	234	280	280	26	26	
DIV. I NON-CONF.	4- 8	235	0	218	293	283	283	20	20	
TOTALS	RPI 1-25	RPI 26-50	W-L RECORDS	RPI 51-100	RPI 101-150	RPI 150+				
11- 12	0- 0	0- 0	OVERALL	0- 1	1- 3	10- 8				
8- 5	0- 0	0- 0	HOME	0- 1	1- 0	7- 4				
2- 7	0- 0	0- 0	AWAY	0- 0	0- 3	2- 4				
1- 0	0- 0	0- 0	NEUTRAL	0- 0	0- 0	1- 0				
4- 8	0- 0	0- 0	NON-CONFERENCE	0- 1	0- 3	4- 4				
3- 3	0- 0	0- 0	HOME	0- 1	0- 0	3- 2				
0- 5	0- 0	0- 0	AWAY	0- 0	0- 3	0- 2				
1- 0	0- 0	0- 0	NEUTRAL	0- 0	0- 0	1- 0				
7- 4	0- 0	0- 0	CONFERENCE	0- 0	1- 0	6- 4				
5- 2	0- 0	0- 0	HOME	0- 0	1- 0	4- 2				
2- 2	0- 0	0- 0	AWAY	0- 0	0- 0	2- 2				
0- 0	0- 0	0- 0	NEUTRAL	0- 0	0- 0	0- 0				

RPI 1-25			RPI 26-50			RPI 51-100			RPI 101+			Team's RPI: 280		
RPI	S	Opponent	Score	RPI	S	Opponent	Score	RPI	S	Opponent	Score			
								80	H	Coastal Caro.	73	78		
										115	A	Kansas	64	83
										120	A	Auburn	82	84
										138	A	Wisconsin	65	78
										145	H	UNC Greensboro	66	61
										164	A	Samford	69	63
										164	H	Samford	58	74
										190	A	Northern Ky.	72	80
										196	A	Chattanooga	76	80
										196	H	Chattanooga	49	51
										201	A	Gardner-Webb	53	67
										210	H	Furman	66	62
										228	H	UNC Asheville	75	38
										241	H	Appalachian St.	51	54
										261	N	Winthrop	60	59
										265	H	Longwood	79	76
										285	A	ETSU	76	47
										285	H	ETSU	86	62
										300	H	Ga. Southern	57	70
										311	H	Presbyterian	67	60
										323	A	Mercer	53	54
										323	H	Mercer	77	49
										334	H	Western Caro.	76	63
LAST 10 Division I														
				196	H	Chattanooga	49	51		145	H	UNC Greensboro	66	61
				285	H	ETSU	86	62		334	H	Western Caro.	76	63
				164	A	Samford	69	63		285	A	ETSU	76	47
				323	A	Mercer	53	54		196	A	Chattanooga	76	80
				210	H	Furman	66	62		323	H	Mercer	77	49

Non-Div I Games: Brevard 82 34 Erskine 100 38 UNKNOWN 89 38

Wofford

Loss, Non-Conf, S Site, H Home A Away N Neutral

Average RPI Win:	249	WON-LOST	WINNING	LAST 10	STRENGTH OF	OPP. STRENGTH	TEAM	ADJ.	CONF.	ADJ CONF.
Average RPI Loss:	130	RECORD	PCT. RANK	GAMES	SCHEDULE	OF SCHEDULE	RPI	RPI	RPI	RPI
DIV. I ONLY	14- 11	142	6-4	238	203	167	167	22	22	
DIV. I NON-CONF.	4- 6	212	0	227	74	204	204	21	21	
TOTALS	RPI 1-25	RPI 26-50	W-L RECORDS	RPI 51-100	RPI 101-150	RPI 150+				
14- 11	0- 0	0- 2	OVERALL	0- 2	1- 4	13- 3				
6- 4	0- 0	0- 0	HOME	0- 1	0- 2	6- 1				
7- 5	0- 0	0- 2	AWAY	0- 1	1- 1	6- 1				
1- 2	0- 0	0- 0	NEUTRAL	0- 0	0- 1	1- 1				
4- 6	0- 0	0- 2	NON-CONFERENCE	0- 0	0- 3	4- 1				
1- 1	0- 0	0- 0	HOME	0- 0	0- 1	1- 0				
2- 3	0- 0	0- 2	AWAY	0- 0	0- 1	2- 0				
1- 2	0- 0	0- 0	NEUTRAL	0- 0	0- 1	1- 1				
10- 5	0- 0	0- 0	CONFERENCE	0- 2	1- 1	9- 2				
5- 3	0- 0	0- 0	HOME	0- 1	0- 1	5- 1				
5- 2	0- 0	0- 0	AWAY	0- 1	1- 0	4- 1				
0- 0	0- 0	0- 0	NEUTRAL	0- 0	0- 0	0- 0				

RPI S	Opponent	Score	RPI S	Opponent	Score	RPI S	Opponent	Score	RPI S	Opponent	Score	Team's RPI: 167
43	A Iowa St.	71 79	44	A UCF	53 69	52	A IUPUI	60 80	108	A UT Arlington	62 68	
						52	H IUPUI	58 62	115	N Kansas	63 74	
									124	H Abilene Christian	64 83	
									139	A Green Bay	70 58	
									139	H Green Bay	59 68	
									190	A Northern Ky.	63 55	
									203	A Cleveland St.	75 73	
									203	H Cleveland St.	78 62	
									225	H CSU Bakersfield	65 60	
									232	A Youngstown St.	67 54	
									232	H Youngstown St.	91 41	
									233	A Milwaukee	58 60	
									233	H Milwaukee	67 77	
									247	N Loyola Maryland	66 51	
									249	A SMU	69 61	
									260	A Xavier	86 74	
									289	N St. Bonaventure	56 57	
									290	H Oakland	85 66	
									330	H Detroit Mercy	67 61	
									342	A UIC	58 43	
									342	H UIC	79 55	
LAST 10 Division I												
342	H UIC	79 55	139	H Green Bay	59 68							
52	H IUPUI	58 62	290	H Oakland	85 66							
203	A Cleveland St.	75 73	330	H Detroit Mercy	67 61							
232	A Youngstown St.	67 54	190	A Northern Ky.	63 55							
233	H Milwaukee	67 77	52	A IUPUI	60 80							

Non-Div I Games: Marian (IN) 64 60

Wright St.

■ Loss,
 ■ Non-Conf,
 ■ S Site,
 ■ H Home
 ■ A Away
 N Neutral

Wyoming

Through Games Of Feb. 15, 2020

Average RPI Win:	239	WON-LOST	WINNING	LAST 10	STRENGTH OF	OPP. STRENGTH	TEAM	ADJ.	CONF.	ADJ CONF.
Average RPI Loss:	157	RECORD	PCT. RANK	GAMES	SCHEDULE	OF SCHEDULE	RPI	RPI	RPI	RPI
DIV. I ONLY	11- 11	176	5-5	193	226	194	194	17	17	
DIV. I NON-CONF.	3- 5	224	0	196	258	259	259	22	22	
TOTALS	RPI 1-25	RPI 26-50	W-L RECORDS	RPI 51-100	RPI 101-150	RPI 150+				
11- 11	0- 1	0- 0	OVERALL	0- 3	1- 1	10- 6				
6- 5	0- 1	0- 0	HOME	0- 1	1- 0	5- 3				
5- 6	0- 0	0- 0	AWAY	0- 2	0- 1	5- 3				
0- 0	0- 0	0- 0	NEUTRAL	0- 0	0- 0	0- 0				
3- 5	0- 1	0- 0	NON-CONFERENCE	0- 2	0- 0	3- 2				
2- 3	0- 1	0- 0	HOME	0- 1	0- 0	2- 1				
1- 2	0- 0	0- 0	AWAY	0- 1	0- 0	1- 1				
0- 0	0- 0	0- 0	NEUTRAL	0- 0	0- 0	0- 0				
8- 6	0- 0	0- 0	CONFERENCE	0- 1	1- 1	7- 4				
4- 2	0- 0	0- 0	HOME	0- 0	1- 0	3- 2				
4- 4	0- 0	0- 0	AWAY	0- 1	0- 1	4- 2				
0- 0	0- 0	0- 0	NEUTRAL	0- 0	0- 0	0- 0				

RPI 1-25				RPI 26-50				RPI 51-100				RPI 101+ Team's RPI: 194			
RPI	S	Opponent	Score	RPI	S	Opponent	Score	RPI	S	Opponent	Score	RPI	S	Opponent	Score
13	H	Gonzaga	54 65					60	A	Fresno St.	59 89	116	A	Boise St.	48 67
								73	H	Colorado	56 66	116	H	Boise St.	73 68
								87	A	South Dakota St.	40 67	157	H	Saint Mary's (CA)	69 67
												166	H	San Jose St.	80 45
												195	A	UNLV	53 65
												200	A	New Mexico	73 66
												200	H	New Mexico	71 74
												222	H	Northern Colo.	44 46
												245	A	San Diego St.	60 67
												245	H	San Diego St.	81 67
												252	H	Nevada	83 59
												256	A	Denver	57 71
												264	A	Colorado St.	43 40
												264	H	Colorado St.	49 56
												284	A	Utah St.	65 54
												294	A	North Dakota St.	66 57
												304	A	Air Force	65 63
												351	H	Mississippi Val.	95 22
LAST 10 Division I															
264	A	Colorado St.	43 40	245	H	San Diego St.	81 67								
200	H	New Mexico	71 74	60	A	Fresno St.	59 89								
116	A	Boise St.	48 67	252	H	Nevada	83 59								
166	H	San Jose St.	80 45	195	A	UNLV	53 65								
284	A	Utah St.	65 54	245	A	San Diego St.	60 67								

Non-Div I Games: Colo. Christian 70 31

Wyoming

■ Loss,
 ■ Non-Conf, S Site,
 ■ Home
 ■ Away
 N Neutral

Average RPI Win:	171	WON-LOST	WINNING	LAST 10	STRENGTH OF	OPP. STRENGTH	TEAM	ADJ.	CONF.	ADJ CONF.
Average RPI Loss:	96	RECORD	PCT. RANK	GAMES	SCHEDULE	OF SCHEDULE	RPI	RPI	RPI	RPI
DIV. I ONLY	2- 22	345	1-9	33	80	260	260	6	6	
DIV. I NON-CONF.	1- 10	329	0	22	134	249	249	6	6	
TOTALS	RPI 1-25	RPI 26-50	W-L RECORDS	RPI 51-100	RPI 101-150	RPI 150+				
2- 22	0- 2	0- 3	OVERALL	1- 11	0- 3	1- 3				
1- 11	0- 1	0- 1	HOME	1- 6	0- 0	0- 3				
1- 9	0- 0	0- 2	AWAY	0- 5	0- 2	1- 0				
0- 2	0- 1	0- 0	NEUTRAL	0- 0	0- 1	0- 0				
1- 10	0- 1	0- 0	NON-CONFERENCE	1- 5	0- 2	0- 2				
1- 4	0- 0	0- 0	HOME	1- 2	0- 0	0- 2				
0- 4	0- 0	0- 0	AWAY	0- 3	0- 1	0- 0				
0- 2	0- 1	0- 0	NEUTRAL	0- 0	0- 1	0- 0				
1- 12	0- 1	0- 3	CONFERENCE	0- 6	0- 1	1- 1				
0- 7	0- 1	0- 1	HOME	0- 4	0- 0	0- 1				
1- 5	0- 0	0- 2	AWAY	0- 2	0- 1	1- 0				
0- 0	0- 0	0- 0	NEUTRAL	0- 0	0- 0	0- 0				

RPI 1-25				RPI 26-50				RPI 51-100				RPI 101+ Team's RPI: 260			
RPI	S	Opponent	Score	RPI	S	Opponent	Score	RPI	S	Opponent	Score	RPI	S	Opponent	Score
12	N	Northwestern	59 79	37	A	Marquette	48 61	57	H	St. John's (NY)	67 75	132	A	Robert Morris	57 71
19	H	DePaul	68 91	37	H	Marquette	60 80	58	A	Ball St.	49 70	137	N	Florida	64 67
				41	A	Creighton	55 62	68	H	Seton Hall	61 83	148	A	Providence	48 60
								73	H	Colorado	53 62	167	H	Wright St.	74 86
								79	A	Temple	65 78	242	A	Georgetown	85 64
								84	H	Cincinnati	78 85	242	H	Georgetown	50 63
								92	A	Butler	61 63	263	H	Eastern Ky.	55 56
								92	H	Butler	70 78				
								94	A	Villanova	54 66				
								94	H	Villanova	54 55				
								96	A	Rider	57 64				
								99	H	Utah	70 63				
LAST 10 Division I															
				37	A	Marquette	48 61	41	A	Creighton	55 62				
				242	H	Georgetown	50 63	37	H	Marquette	60 80				
				94	H	Villanova	54 55	19	H	DePaul	68 91				
				92	A	Butler	61 63	94	A	Villanova	54 66				
				148	A	Providence	48 60	242	A	Georgetown	85 64				

Non-Div I Games:

Xavier

Average RPI Win:	198	WON-LOST	WINNING	LAST 10	STRENGTH OF	OPP. STRENGTH	TEAM	ADJ.	CONF.	ADJ CONF.
Average RPI Loss:	59	RECORD	PCT. RANK	GAMES	SCHEDULE	OF SCHEDULE	RPI	RPI	RPI	RPI
DIV. I ONLY	15- 6	52	7-3	88	133	55	55	8	8	
DIV. I NON-CONF.	10- 3	57	2-0	142	184	56	56	8	8	
TOTALS	RPI 1-25	RPI 26-50	W-L RECORDS	RPI 51-100	RPI 101-150	RPI 150+				
15- 6	0- 2	0- 0	OVERALL	2- 2	3- 2	10- 0				
6- 3	0- 1	0- 0	HOME	0- 2	1- 0	5- 0				
8- 3	0- 1	0- 0	AWAY	1- 0	2- 2	5- 0				
1- 0	0- 0	0- 0	NEUTRAL	1- 0	0- 0	0- 0				
10- 3	0- 1	0- 0	NON-CONFERENCE	2- 1	2- 1	6- 0				
5- 1	0- 0	0- 0	HOME	0- 1	1- 0	4- 0				
4- 2	0- 1	0- 0	AWAY	1- 0	1- 1	2- 0				
1- 0	0- 0	0- 0	NEUTRAL	1- 0	0- 0	0- 0				
5- 3	0- 1	0- 0	CONFERENCE	0- 1	1- 1	4- 0				
1- 2	0- 1	0- 0	HOME	0- 1	0- 0	1- 0				
4- 1	0- 0	0- 0	AWAY	0- 0	1- 1	3- 0				
0- 0	0- 0	0- 0	NEUTRAL	0- 0	0- 0	0- 0				

RPI 1-25				RPI 26-50				RPI 51-100 Team's RPI: 55				RPI 101+			
RPI	S	Opponent	Score	RPI	S	Opponent	Score	RPI	S	Opponent	Score	RPI	S	Opponent	Score
10	A	UCLA	65 100					57	H	St. John's (NY)	66 80	101	A	Harvard	57 66
18	H	Princeton	39 55					60	N	Fresno St.	87 67	103	A	Colgate	67 70
								64	H	Penn	51 53	140	A	Northeastern	78 63
								97	A	North Carolina	66 63	146	A	Columbia	85 60
												148	H	Providence	82 79
												162	A	Cornell	74 67
												170	A	Dartmouth	67 47
												186	H	Quinnipiac	63 59
												212	A	Brown	73 40
												212	H	Brown	79 72
												234	A	UMass Lowell	67 59
												283	H	Wagner	87 68
												292	A	LMU (CA)	81 65
												305	H	Sacred Heart	87 40
												323	H	Mercer	68 60
LAST 10 Division I															
				64	H	Penn	51 53	146	A	Columbia	85 60				
				18	H	Princeton	39 55	212	A	Brown	73 40				
				170	A	Dartmouth	67 47	212	H	Brown	79 72				
				101	A	Harvard	57 66	323	H	Mercer	68 60				
				162	A	Cornell	74 67	283	H	Wagner	87 68				

Non-Div I Games:

Yale

Average RPI Win:	252	WON-LOST	WINNING	LAST 10	STRENGTH OF	OPP. STRENGTH	TEAM	ADJ.	CONF.	ADJ CONF.
Average RPI Loss:	163	RECORD	PCT. RANK	GAMES	SCHEDULE	OF SCHEDULE	RPI	RPI	RPI	RPI
DIV. I ONLY	10- 13	218	3-7	217	287	232	232	22	22	
DIV. I NON-CONF.	5- 4	140	0	208	235	150	150	21	21	
TOTALS	RPI 1-25	RPI 26-50	W-L RECORDS	RPI 51-100	RPI 101-150	RPI 150+				
10- 13	0- 1	0- 0	OVERALL	1- 1	0- 3	9- 8				
6- 5	0- 0	0- 0	HOME	1- 0	0- 2	5- 3				
4- 8	0- 1	0- 0	AWAY	0- 1	0- 1	4- 5				
0- 0	0- 0	0- 0	NEUTRAL	0- 0	0- 0	0- 0				
5- 4	0- 1	0- 0	NON-CONFERENCE	0- 0	0- 2	5- 1				
3- 1	0- 0	0- 0	HOME	0- 0	0- 1	3- 0				
2- 3	0- 1	0- 0	AWAY	0- 0	0- 1	2- 1				
0- 0	0- 0	0- 0	NEUTRAL	0- 0	0- 0	0- 0				
5- 9	0- 0	0- 0	CONFERENCE	1- 1	0- 1	4- 7				
3- 4	0- 0	0- 0	HOME	1- 0	0- 1	2- 3				
2- 5	0- 0	0- 0	AWAY	0- 1	0- 0	2- 4				
0- 0	0- 0	0- 0	NEUTRAL	0- 0	0- 0	0- 0				

RPI	S	Opponent	Score	RPI	S	Opponent	Score	RPI	S	Opponent	Score	RPI	S	Opponent	Score	Team's RPI: 232
14	A	Indiana	56 93					52	A	IUPUI	69 77	104	H	Kent St.	73 82	
								52	H	IUPUI	75 73	132	A	Robert Morris	43 58	
												139	H	Green Bay	63 70	
												167	A	Wright St.	41 91	
												167	H	Wright St.	54 67	
												173	H	Eastern Mich.	79 77	
												187	A	Akron	62 91	
												190	A	Northern Ky.	56 75	
												190	H	Northern Ky.	55 59	
												203	A	Cleveland St.	52 60	
												203	H	Cleveland St.	84 72	
												233	H	Milwaukee	62 74	
												250	A	Saint Francis (PA)	56 46	
												263	A	Eastern Ky.	72 63	
												283	H	Wagner	64 42	
												290	A	Oakland	79 74	
												330	A	Detroit Mercy	62 47	
												338	H	Canisius	87 59	
												342	A	UIC	53 59	
												342	H	UIC	77 65	
LAST 10 Division I																
203	H	Cleveland St.	84 72	233	H	Milwaukee	62 74									
190	H	Northern Ky.	55 59	139	H	Green Bay	63 70									
167	H	Wright St.	54 67	330	A	Detroit Mercy	62 47									
52	A	IUPUI	69 77	290	A	Oakland	79 74									
342	A	UIC	53 59	203	A	Cleveland St.	52 60									

Non-Div I Games: Lake Erie 83 48 Muskingum 92 46

Youngstown St.

Loss, Non-Conf, S Site, H Home A Away N Neutral