

Average RPI Win:	279	WON-LOST	WINNING	LAST 10	STRENGTH OF	OPP. STRENGTH	TEAM	ADJ.	CONF.	ADJ CONF.
Average RPI Loss:	178	RECORD	PCT. RANK	GAMES	SCHEDULE	OF SCHEDULE	RPI	RPI	RPI	RPI
DIV. I ONLY	8- 10	206	0- 1	300	300	265	265	25	25	
DIV. I NON-CONF.	2- 5	264	0- 0	228	273	282	282	23	23	
TOTALS	RPI 1-25	RPI 26-50	W-L RECORDS	RPI 51-100	RPI 101-150	RPI 150+				
8- 10	0- 0	0- 0	OVERALL	0- 1	0- 1	8- 8				
4- 4	0- 0	0- 0	HOME	0- 0	0- 0	4- 4				
3- 5	0- 0	0- 0	AWAY	0- 1	0- 1	3- 3				
1- 1	0- 0	0- 0	NEUTRAL	0- 0	0- 0	1- 1				
2- 5	0- 0	0- 0	NON-CONFERENCE	0- 0	0- 1	2- 4				
0- 3	0- 0	0- 0	HOME	0- 0	0- 0	0- 3				
1- 1	0- 0	0- 0	AWAY	0- 0	0- 1	1- 0				
1- 1	0- 0	0- 0	NEUTRAL	0- 0	0- 0	1- 1				
6- 5	0- 0	0- 0	CONFERENCE	0- 1	0- 0	6- 4				
4- 1	0- 0	0- 0	HOME	0- 0	0- 0	4- 1				
2- 4	0- 0	0- 0	AWAY	0- 1	0- 0	2- 3				
0- 0	0- 0	0- 0	NEUTRAL	0- 0	0- 0	0- 0				

RPI S	Opponent	Score	RPI S	Opponent	Score	RPI S	Opponent	Score	RPI S	Opponent	Score	Team's RPI: 265
						66	A Lamar University	58 76	148	A Texas Tech	61 78	
									155	H New Mexico St.	65 67	
									157	H Abilene Christian	68 72	
									178	H Texas St.	53 60	
									180	A Nicholls St.	55 85	
									182	A Sam Houston St.	59 61	
									182	H Sam Houston St.	76 61	
									201	N Prairie View	59 67	
									222	A UTRGV	59 49	
									222	H UTRGV	57 70	
									253	N Louisiana	64 63	
									281	A Central Ark.	73 65	
									287	A Southeastern La.	45 56	
									314	H Incarnate Word	57 49	
									316	H New Orleans	57 51	
									330	H Northwestern St.	79 55	
									337	A Houston Baptist	70 56	
LAST 12 Division I GAMES:												
			182	A Sam Houston St.	59 61				316	H New Orleans	57 51	
			314	H Incarnate Word	57 49				182	H Sam Houston St.	76 61	
			287	A Southeastern La.	45 56				330	H Northwestern St.	79 55	
			337	A Houston Baptist	70 56				66	A Lamar University	58 76	
			157	H Abilene Christian	68 72				281	A Central Ark.	73 65	
			180	A Nicholls St.	55 85				155	H New Mexico St.	65 67	

Non-Div I Games: Schreiner 64 34 UNKNOWN 78 40 Tex. A&M Int'l 84 36 Texas Lutheran 73 49 A&M-Corpus Christi

Loss, Non-Conf, S Site, H Home A Away N Neutral

Average RPI Win: 259	WON-LOST	WINNING	LAST 10	STRENGTH OF	OPP. STRENGTH	TEAM	ADJ.	CONF.	ADJ CONF.
Average RPI Loss: 131	RECORD	PCT. RANK	GAMES	SCHEDULE	OF SCHEDULE	RPI	RPI	RPI	RPI
DIV. I ONLY	11- 8	127	1- 0	210	278	157	157	25	25
DIV. I NON-CONF.	3- 4	199	0- 0	105	142	116	116	23	23
TOTALS	RPI 1-25	RPI 26-50	W-L RECORDS	RPI 51-100	RPI 101-150	RPI 150+			
11- 8	0- 0	0- 0	OVERALL	0- 4	0- 2	11- 2			
3- 4	0- 0	0- 0	HOME	0- 3	0- 0	3- 1			
7- 4	0- 0	0- 0	AWAY	0- 1	0- 2	7- 1			
1- 0	0- 0	0- 0	NEUTRAL	0- 0	0- 0	1- 0			
3- 4	0- 0	0- 0	NON-CONFERENCE	0- 2	0- 2	3- 0			
0- 1	0- 0	0- 0	HOME	0- 1	0- 0	0- 0			
2- 3	0- 0	0- 0	AWAY	0- 1	0- 2	2- 0			
1- 0	0- 0	0- 0	NEUTRAL	0- 0	0- 0	1- 0			
8- 4	0- 0	0- 0	CONFERENCE	0- 2	0- 0	8- 2			
3- 3	0- 0	0- 0	HOME	0- 2	0- 0	3- 1			
5- 1	0- 0	0- 0	AWAY	0- 0	0- 0	5- 1			
0- 0	0- 0	0- 0	NEUTRAL	0- 0	0- 0	0- 0			

RPI 1-25				RPI 26-50				RPI 51-100				RPI 101+ Team's RPI: 157					
RPI	S	Opponent	Score	RPI	S	Opponent	Score	RPI	S	Opponent	Score	RPI	S	Opponent	Score		
								61	H	SFA	55	71	147	A	Tulsa	63	75
								66	H	Lamar University	60	63	148	A	Texas Tech	54	105
								71	A	FGCU	65	81	155	A	New Mexico St.	58	46
								83	H	Arkansas	68	80	180	H	Nicholls St.	76	66
													182	A	Sam Houston St.	91	79
													182	H	Sam Houston St.	63	72
													212	N	Texas Southern	81	39
													265	A	A&M-Corpus Christi	72	68
													269	A	UTEP	70	69
													281	H	Central Ark.	77	70
													287	A	Southeastern La.	71	74
													316	A	New Orleans	59	52
													327	H	McNeese	109	52
													330	A	Northwestern St.	72	63
													337	A	Houston Baptist	72	62
LAST 12 Division I GAMES:																	
				180	H	Nicholls St.	76	66				330	A	Northwestern St.	72	63	
				182	H	Sam Houston St.	63	72				337	A	Houston Baptist	72	62	
				66	H	Lamar University	60	63				287	A	Southeastern La.	71	74	
				265	A	A&M-Corpus Christi	72	68				327	H	McNeese	109	52	
				281	H	Central Ark.	77	70				182	A	Sam Houston St.	91	79	
				61	H	SFA	55	71				316	A	New Orleans	59	52	

Non-Div I Games: Eastern N.M. 78 46 Southwest (NM) 90 47 Howard Payne 98 43 Schreiner 90 43 Abilene Christian

Loss, Non-Conf, S Site, H Home A Away N Neutral

Air Force

Through Games Of Feb. 15, 2019

Average RPI Win:	254	WON-LOST	WINNING	LAST 10	STRENGTH OF	OPP. STRENGTH	TEAM	ADJ.	CONF.	ADJ CONF.
Average RPI Loss:	145	RECORD	PCT. RANK	GAMES	SCHEDULE	OF SCHEDULE	RPI	RPI	RPI	RPI
DIV. I ONLY	7- 15	272	0- 1	203	152	267	267	15	15	
DIV. I NON-CONF.	3- 7	256	0- 0	122	243	219	219	13	13	
TOTALS	RPI 1-25	RPI 26-50	W-L RECORDS	RPI 51-100	RPI 101-150	RPI 150+				
7- 15	0- 1	0- 1	OVERALL	0- 3	1- 1	6- 9				
6- 4	0- 0	0- 0	HOME	0- 0	1- 0	5- 4				
1- 11	0- 1	0- 1	AWAY	0- 3	0- 1	1- 5				
0- 0	0- 0	0- 0	NEUTRAL	0- 0	0- 0	0- 0				
3- 7	0- 1	0- 0	NON-CONFERENCE	0- 1	1- 1	2- 4				
2- 2	0- 0	0- 0	HOME	0- 0	1- 0	1- 2				
1- 5	0- 1	0- 0	AWAY	0- 1	0- 1	1- 2				
0- 0	0- 0	0- 0	NEUTRAL	0- 0	0- 0	0- 0				
4- 8	0- 0	0- 1	CONFERENCE	0- 2	0- 0	4- 5				
4- 2	0- 0	0- 0	HOME	0- 0	0- 0	4- 2				
0- 6	0- 0	0- 1	AWAY	0- 2	0- 0	0- 3				
0- 0	0- 0	0- 0	NEUTRAL	0- 0	0- 0	0- 0				

RPI S	Opponent	Score	RPI S	Opponent	Score	RPI S	Opponent	Score	RPI S	Opponent	Score	Team's RPI: 267
4	A Oregon	36 82	47	A Wyoming	60 80	54	A New Mexico	57 78	101	A Minnesota	50 67	
						55	A Boise St.	48 79	123	H Northern Colo.	69 57	
						87	A Northeastern	41 54	167	A Portland	60 79	
									172	A Denver	66 92	
									199	A UNLV	56 66	
									199	H UNLV	47 62	
									202	A San Diego St.	61 70	
									202	H San Diego St.	75 66	
									208	H Navy	47 54	
									211	H Utah St.	44 48	
									214	H George Mason	71 78	
									240	H Nevada	79 74	
									259	A Colorado St.	48 55	
									259	H Colorado St.	63 48	
									292	A Army West Point	71 60	
									317	H San Jose St.	88 77	
									344	H Fairleigh Dickinson	85 37	
LAST 12 Division I GAMES:												
199	H UNLV	47 62	240	H Nevada	79 74							
47	A Wyoming	60 80	199	A UNLV	56 66							
259	A Colorado St.	48 55	202	A San Diego St.	61 70							
202	H San Diego St.	75 66	259	H Colorado St.	63 48							
317	H San Jose St.	88 77	211	H Utah St.	44 48							
55	A Boise St.	48 79	54	A New Mexico	57 78							

Non-Div I Games: Western St. 72 54

Air Force

Loss, Non-Conf, S Site, H Home A Away N Neutral

Average RPI Win: 247	WON-LOST	WINNING	LAST 10	STRENGTH OF	OPP. STRENGTH	TEAM	ADJ.	CONF.	ADJ CONF.
Average RPI Loss: 78	RECORD	PCT. RANK	GAMES	SCHEDULE	OF SCHEDULE	RPI	RPI	RPI	RPI
DIV. I ONLY	13- 8	108	1- 0	218	140	139	139	7	7
DIV. I NON-CONF.	8- 2	52	0- 0	319	281	158	158	8	8
TOTALS	RPI 1-25	RPI 26-50	W-L RECORDS	RPI 51-100	RPI 101-150	RPI 150+			
13- 8	0- 0	0- 4	OVERALL	1- 2	0- 1	12- 1			
7- 2	0- 0	0- 1	HOME	1- 0	0- 0	6- 1			
2- 6	0- 0	0- 3	AWAY	0- 2	0- 1	2- 0			
4- 0	0- 0	0- 0	NEUTRAL	0- 0	0- 0	4- 0			
8- 2	0- 0	0- 1	NON-CONFERENCE	0- 0	0- 1	8- 0			
3- 1	0- 0	0- 1	HOME	0- 0	0- 0	3- 0			
1- 1	0- 0	0- 0	AWAY	0- 0	0- 1	1- 0			
4- 0	0- 0	0- 0	NEUTRAL	0- 0	0- 0	4- 0			
5- 6	0- 0	0- 3	CONFERENCE	1- 2	0- 0	4- 1			
4- 1	0- 0	0- 0	HOME	1- 0	0- 0	3- 1			
1- 5	0- 0	0- 3	AWAY	0- 2	0- 0	1- 0			
0- 0	0- 0	0- 0	NEUTRAL	0- 0	0- 0	0- 0			

RPI 1-25				RPI 26-50				RPI 51-100				RPI 101+				Team's RPI: 139	
RPI	S	Opponent	Score	RPI	S	Opponent	Score	RPI	S	Opponent	Score	RPI	S	Opponent	Score		
				26	A	Central Mich.	71 94	72	H	Toledo	70 64	114	A	Youngstown St.	61 72		
				32	A	Buffalo	72 91	79	A	Kent St.	58 73	192	H	Ball St.	91 61		
				33	A	Ohio	70 92	99	A	Northern Ill.	59 70	194	H	Eastern Mich.	60 72		
				45	H	Butler	47 63					210	H	Bowling Green	74 71		
												220	A	N.C. A&T	49 36		
												231	H	St. Bonaventure	67 58		
												269	N	UTEP	64 57		
												272	N	Northern Ky.	77 60		
												275	H	Canisius	62 53		
												276	A	Western Mich.	72 59		
												276	H	Western Mich.	69 62		
												289	N	Jackson St.	74 57		
												299	N	Oakland	85 65		
												331	H	Eastern Ky.	63 54		
LAST 12 Division I GAMES:																	
				192	H	Ball St.	91 61	99	A	Northern Ill.	59 70						
				276	H	Western Mich.	69 62	194	H	Eastern Mich.	60 72						
				33	A	Ohio	70 92	210	H	Bowling Green	74 71						
				79	A	Kent St.	58 73	276	A	Western Mich.	72 59						
				72	H	Toledo	70 64	26	A	Central Mich.	71 94						
				32	A	Buffalo	72 91	269	N	UTEP	64 57						

Non-Div I Games: Malone 63 44

Akron

■ Loss,
 ■ Non-Conf, S Site,
 ■ Home
 ■ Away
 N Neutral

Alabama

Through Games Of Feb. 15, 2019

Average RPI Win:	175	WON-LOST	WINNING	LAST 10	STRENGTH OF	OPP. STRENGTH	TEAM	ADJ.	CONF.	ADJ CONF.
Average RPI Loss:	75	RECORD	PCT. RANK	GAMES	SCHEDULE	OF SCHEDULE	RPI	RPI	RPI	RPI
DIV. I ONLY	11- 13	192	0- 1	49	71	134	134	5	5	
DIV. I NON-CONF.	8- 5	119	0- 1	117	154	123	123	5	5	
TOTALS	RPI 1-25	RPI 26-50	W-L RECORDS	RPI 51-100	RPI 101-150	RPI 150+				
11- 13	0- 5	1- 0	OVERALL	2- 4	2- 3	6- 1				
8- 5	0- 2	1- 0	HOME	1- 2	1- 1	5- 0				
2- 5	0- 2	0- 0	AWAY	0- 2	1- 0	1- 1				
1- 3	0- 1	0- 0	NEUTRAL	1- 0	0- 2	0- 0				
8- 5	0- 1	1- 0	NON-CONFERENCE	1- 1	1- 3	5- 0				
6- 1	0- 0	1- 0	HOME	0- 0	1- 1	4- 0				
1- 1	0- 0	0- 0	AWAY	0- 1	0- 0	1- 0				
1- 3	0- 1	0- 0	NEUTRAL	1- 0	0- 2	0- 0				
3- 8	0- 4	0- 0	CONFERENCE	1- 3	1- 0	1- 1				
2- 4	0- 2	0- 0	HOME	1- 2	0- 0	1- 0				
1- 4	0- 2	0- 0	AWAY	0- 1	1- 0	0- 1				
0- 0	0- 0	0- 0	NEUTRAL	0- 0	0- 0	0- 0				

RPI	S	Opponent	Score	RPI	S	Opponent	Score	RPI	S	Opponent	Score	RPI	S	Opponent	Score	Team's RPI: 134
10	H	Mississippi St.	49 65	46	H	Clemson	76 56	53	H	Tennessee	86 65	107	A	Georgia	58 53	
14	A	South Carolina	59 62					57	H	Auburn	56 66	111	H	South Alabama	67 72	
19	A	Texas A&M	43 70					58	A	Utah	62 72	131	H	Tulane	69 58	
21	N	Miami (FL)	74 101					60	H	LSU	56 62	147	N	Tulsa	73 80	
22	H	Kentucky	53 68					83	A	Arkansas	61 72	150	N	Louisiana Tech	62 79	
								100	N	Virginia	64 52	206	H	Stetson	59 47	
												217	A	Florida	55 57	
												217	H	Florida	74 67	
												221	A	SMU	62 61	
												223	H	Grambling	73 55	
												287	H	Southeastern La.	88 40	
												330	H	Northwestern St.	87 73	
LAST 12 Division I GAMES:																
150	N	Louisiana Tech	62 79	60	H	LSU	56 62									
22	H	Kentucky	53 68	53	H	Tennessee	86 65									
217	A	Florida	55 57	19	A	Texas A&M	43 70									
10	H	Mississippi St.	49 65	57	H	Auburn	56 66									
107	A	Georgia	58 53	14	A	South Carolina	59 62									
83	A	Arkansas	61 72	217	H	Florida	74 67									

Non-Div I Games:

Alabama

■ Loss,
■ Non-Conf,
■ S Site,
■ H Home
■ A Away
N Neutral

Average RPI Win:	303	WON-LOST	WINNING	LAST 10	STRENGTH OF	OPP. STRENGTH	TEAM	ADJ.	CONF.	ADJ CONF.
Average RPI Loss:	209	RECORD	PCT. RANK	GAMES	SCHEDULE	OF SCHEDULE	RPI	RPI	RPI	RPI
DIV. I ONLY	11- 11	163	1- 0	350	323	301	301	29	29	
DIV. I NON-CONF.	5- 6	177	0- 0	312	320	267	267	28	28	
TOTALS	RPI 1-25	RPI 26-50	W-L RECORDS	RPI 51-100	RPI 101-150	RPI 150+				
11- 11	0- 0	0- 0	OVERALL	0- 0	0- 2	11- 9				
6- 5	0- 0	0- 0	HOME	0- 0	0- 0	6- 5				
4- 6	0- 0	0- 0	AWAY	0- 0	0- 2	4- 4				
1- 0	0- 0	0- 0	NEUTRAL	0- 0	0- 0	1- 0				
5- 6	0- 0	0- 0	NON-CONFERENCE	0- 0	0- 2	5- 4				
2- 2	0- 0	0- 0	HOME	0- 0	0- 0	2- 2				
2- 4	0- 0	0- 0	AWAY	0- 0	0- 2	2- 2				
1- 0	0- 0	0- 0	NEUTRAL	0- 0	0- 0	1- 0				
6- 5	0- 0	0- 0	CONFERENCE	0- 0	0- 0	6- 5				
4- 3	0- 0	0- 0	HOME	0- 0	0- 0	4- 3				
2- 2	0- 0	0- 0	AWAY	0- 0	0- 0	2- 2				
0- 0	0- 0	0- 0	NEUTRAL	0- 0	0- 0	0- 0				

RPI 1-25			RPI 26-50			RPI 51-100			RPI 101+			Team's RPI: 301
RPI	S	Opponent	Score	RPI	S	Opponent	Score	RPI	S	Opponent	Score	
								120	A	UAB	47	82
								129	A	Kansas	54	65
								185	H	Southern U.	50	54
								188	A	Illinois	60	88
								200	H	Jacksonville St.	48	55
								201	A	Prairie View	65	77
								212	A	Texas Southern	45	53
								223	H	Grambling	51	63
								247	N	Jacksonville	65	60
								252	H	Alabama St.	46	60
								261	A	Austin Peay	58	75
								274	A	North Florida	63	62
								279	A	Murray St.	59	53
								287	H	Southeastern La.	51	48
								289	H	Jackson St.	58	55
								291	H	Tennessee St.	67	57
								310	A	Mississippi Val.	80	60
								310	H	Mississippi Val.	78	70
								325	H	Lipscomb	58	62
								347	A	Ark.-Pine Bluff	78	52
								347	H	Ark.-Pine Bluff	60	54
								350	H	Alcorn	87	69
LAST 12 Division I GAMES:												
347	H	Ark.-Pine Bluff	60	54	252	H	Alabama St.	46	60			
310	H	Mississippi Val.	78	70	347	A	Ark.-Pine Bluff	78	52			
212	A	Texas Southern	45	53	310	A	Mississippi Val.	80	60			
201	A	Prairie View	65	77	223	H	Grambling	51	63			
350	H	Alcorn	87	69	289	H	Jackson St.	58	55			
185	H	Southern U.	50	54	247	N	Jacksonville	65	60			

Non-Div I Games:

Alabama A&M

■ Loss,
 ■ Non-Conf, S Site,
 ■ Home
 ■ Away
 N Neutral

Average RPI Win: 293	WON-LOST	WINNING	LAST 10	STRENGTH OF	OPP. STRENGTH	TEAM	ADJ.	CONF.	ADJ CONF.
Average RPI Loss: 137	RECORD	PCT. RANK	GAMES	SCHEDULE	OF SCHEDULE	RPI	RPI	RPI	RPI
DIV. I ONLY	8- 13	241	1- 0	224	297	252	252	29	29
DIV. I NON-CONF.	0- 10	336	0- 0	15	166	240	240	28	28
TOTALS	RPI 1-25	RPI 26-50	W-L RECORDS	RPI 51-100	RPI 101-150	RPI 150+			
8- 13	0- 2	0- 1	OVERALL	0- 2	0- 3	8- 5			
5- 4	0- 1	0- 0	HOME	0- 0	0- 1	5- 2			
3- 9	0- 1	0- 1	AWAY	0- 2	0- 2	3- 3			
0- 0	0- 0	0- 0	NEUTRAL	0- 0	0- 0	0- 0			
0- 10	0- 2	0- 1	NON-CONFERENCE	0- 2	0- 3	0- 2			
0- 3	0- 1	0- 0	HOME	0- 0	0- 1	0- 1			
0- 7	0- 1	0- 1	AWAY	0- 2	0- 2	0- 1			
0- 0	0- 0	0- 0	NEUTRAL	0- 0	0- 0	0- 0			
8- 3	0- 0	0- 0	CONFERENCE	0- 0	0- 0	8- 3			
5- 1	0- 0	0- 0	HOME	0- 0	0- 0	5- 1			
3- 2	0- 0	0- 0	AWAY	0- 0	0- 0	3- 2			
0- 0	0- 0	0- 0	NEUTRAL	0- 0	0- 0	0- 0			

RPI 1-25				RPI 26-50				RPI 51-100				RPI 101+ Team's RPI: 252			
RPI	S	Opponent	Score	RPI	S	Opponent	Score	RPI	S	Opponent	Score	RPI	S	Opponent	Score
14	H	South Carolina	38 94	42	A	Georgia Tech	42 69	57	A	Auburn	50 83	111	A	South Alabama	65 77
22	A	Kentucky	35 87					97	A	Troy	46 116	120	H	UAB	47 62
												140	A	North Ala.	42 68
												174	A	Xavier	58 87
												185	H	Southern U.	78 61
												201	A	Prairie View	59 71
												212	A	Texas Southern	58 51
												223	H	Grambling	72 80
												273	H	Samford	51 60
												289	H	Jackson St.	74 67
												301	A	Alabama A&M	60 46
												310	A	Mississippi Val.	62 64
												310	H	Mississippi Val.	73 67
												347	A	Ark.-Pine Bluff	58 56
												347	H	Ark.-Pine Bluff	73 52
												350	H	Alcorn	76 63
LAST 12 Division I GAMES:															
310	H	Mississippi Val.	73 67	301	A	Alabama A&M	60 46								
347	H	Ark.-Pine Bluff	73 52	310	A	Mississippi Val.	62 64								
201	A	Prairie View	59 71	347	A	Ark.-Pine Bluff	58 56								
212	A	Texas Southern	58 51	289	H	Jackson St.	74 67								
185	H	Southern U.	78 61	223	H	Grambling	72 80								
350	H	Alcorn	76 63	57	A	Auburn	50 83								

Non-Div I Games: Mobile 69 63

Alabama St.

■ Loss,
 ■ Non-Conf, S Site,
 ■ Home
 ■ Away
 N Neutral

Average RPI Win:	276	WON-LOST	WINNING	LAST 10	STRENGTH OF	OPP. STRENGTH	TEAM	ADJ.	CONF.	ADJ CONF.
Average RPI Loss:	188	RECORD	PCT. RANK	GAMES	SCHEDULE	OF SCHEDULE	RPI	RPI	RPI	RPI
DIV. I ONLY	11- 13	192	1- 0	288	282	234	234	23	23	
DIV. I NON-CONF.	3- 10	278	0- 0	262	300	300	300	25	25	
TOTALS	RPI 1-25	RPI 26-50	W-L RECORDS	RPI 51-100	RPI 101-150	RPI 150+				
11- 13	0- 0	0- 1	OVERALL	0- 2	0- 3	11- 7				
6- 4	0- 0	0- 0	HOME	0- 0	0- 1	6- 3				
5- 9	0- 0	0- 1	AWAY	0- 2	0- 2	5- 4				
0- 0	0- 0	0- 0	NEUTRAL	0- 0	0- 0	0- 0				
3- 10	0- 0	0- 1	NON-CONFERENCE	0- 1	0- 2	3- 6				
1- 4	0- 0	0- 0	HOME	0- 0	0- 1	1- 3				
2- 6	0- 0	0- 1	AWAY	0- 1	0- 1	2- 3				
0- 0	0- 0	0- 0	NEUTRAL	0- 0	0- 0	0- 0				
8- 3	0- 0	0- 0	CONFERENCE	0- 1	0- 1	8- 1				
5- 0	0- 0	0- 0	HOME	0- 0	0- 0	5- 0				
3- 3	0- 0	0- 0	AWAY	0- 1	0- 1	3- 1				
0- 0	0- 0	0- 0	NEUTRAL	0- 0	0- 0	0- 0				

RPI S	Opponent	Score	RPI S	Opponent	Score	RPI S	Opponent	Score	RPI S	Opponent	Score	Team's RPI: 234
28	A Rutgers	39 65	65	A Purdue	41 53	106	A Hartford	35 82				
			74	A Maine	65 76	145	H Marist	56 74				
						149	A South Fla.	37 74				
						159	A Stony Brook	54 49				
						207	H Holy Cross	50 56				
						239	A Monmouth	56 64				
						256	A Binghamton	71 62				
						256	H Binghamton	61 56				
						257	A Columbia	62 58				
						260	A Cornell	34 48				
						264	A St. Francis Brooklyn	67 60				
						268	A Vermont	39 52				
						268	H Vermont	65 40				
						275	H Canisius	42 48				
						297	H Manhattan	60 54				
						303	H Central Conn. St.	53 60				
						311	H UMBC	64 44				
						320	A Lafayette	66 67				
						321	H New Hampshire	59 41				
						326	A UMass Lowell	56 53				
						326	H UMass Lowell	63 56				
LAST 12 Division I GAMES:												
326	A UMass Lowell	56 53	311	H UMBC	64 44							
268	H Vermont	65 40	326	H UMass Lowell	63 56							
256	A Binghamton	71 62	74	A Maine	65 76							
321	H New Hampshire	59 41	268	A Vermont	39 52							
106	A Hartford	35 82	256	H Binghamton	61 56							
159	A Stony Brook	54 49	257	A Columbia	62 58							

Non-Div I Games:

Albany (NY)

■ Loss,
 ■ Non-Conf, S Site,
 ■ Home
 ■ Away
 N Neutral

Average RPI Win: 261	WON-LOST	WINNING	LAST 10	STRENGTH OF	OPP. STRENGTH	TEAM	ADJ.	CONF.	ADJ CONF.
Average RPI Loss: 239	RECORD	PCT. RANK	GAMES	SCHEDULE	OF SCHEDULE	RPI	RPI	RPI	RPI
DIV. I ONLY	2- 18	340	0- 1	343	335	350	350	29	29
DIV. I NON-CONF.	0- 9	336	0- 1	287	323	349	349	28	28
TOTALS	RPI 1-25	RPI 26-50	W-L RECORDS	RPI 51-100	RPI 101-150	RPI 150+			
2- 18	0- 0	0- 1	OVERALL	0- 0	0- 1	2- 16			
2- 7	0- 0	0- 0	HOME	0- 0	0- 0	2- 7			
0- 10	0- 0	0- 1	AWAY	0- 0	0- 1	0- 8			
0- 1	0- 0	0- 0	NEUTRAL	0- 0	0- 0	0- 1			
0- 9	0- 0	0- 1	NON-CONFERENCE	0- 0	0- 1	0- 7			
0- 2	0- 0	0- 0	HOME	0- 0	0- 0	0- 2			
0- 6	0- 0	0- 1	AWAY	0- 0	0- 1	0- 4			
0- 1	0- 0	0- 0	NEUTRAL	0- 0	0- 0	0- 1			
2- 9	0- 0	0- 0	CONFERENCE	0- 0	0- 0	2- 9			
2- 5	0- 0	0- 0	HOME	0- 0	0- 0	2- 5			
0- 4	0- 0	0- 0	AWAY	0- 0	0- 0	0- 4			
0- 0	0- 0	0- 0	NEUTRAL	0- 0	0- 0	0- 0			

RPI 1-25	RPI 26-50	RPI 51-100	RPI 101+	Team's RPI: 350
RPI S Opponent Score	RPI S Opponent Score	RPI S Opponent Score	RPI S Opponent Score	
	35 A TCU 31 88		120 A UAB 53 80	
			155 N New Mexico St. 64 82	
			185 H Southern U. 54 75	
			190 A Southern Miss. 47 66	
			201 H Prairie View 61 82	
			212 H Texas Southern 53 52	
			223 A Grambling 56 61	
			223 H Grambling 63 79	
			252 A Alabama St. 63 76	
			269 A UTEP 51 77	
			281 H Central Ark. 46 57	
			287 H Southeastern La. 59 77	
			289 A Jackson St. 66 88	
			289 H Jackson St. 61 82	
			301 A Alabama A&M 69 87	
			310 H Mississippi Val. 73 63	
			318 A FIU 40 75	
			330 A Northwestern St. 65 78	
			347 H Ark.-Pine Bluff 57 59	
LAST 12 Division I GAMES:				
155 N New Mexico St. 64 82	347 H Ark.-Pine Bluff 57 59	310 H Mississippi Val. 73 63		
223 H Grambling 63 79	223 A Grambling 56 61	289 A Jackson St. 66 88		
289 H Jackson St. 61 82	201 H Prairie View 61 82	212 H Texas Southern 53 52		
185 H Southern U. 54 75				
301 A Alabama A&M 69 87				
252 A Alabama St. 63 76				

Non-Div I Games: Lane 58 **70** Fisk 67 64 Rust 59 **78**

Alcorn

Loss, **Non-Conf**, **S Site**, **H Home** **A Away** **N Neutral**

Average RPI Win:	243	WON-LOST	WINNING	LAST 10	STRENGTH OF	OPP. STRENGTH	TEAM	ADJ.	CONF.	ADJ CONF.
Average RPI Loss:	86	RECORD	PCT. RANK	GAMES	SCHEDULE	OF SCHEDULE	RPI	RPI	RPI	RPI
DIV. I ONLY	15- 8	92	1- 0	152	188	98	98	18	18	
DIV. I NON-CONF.	4- 7	228	0- 0	73	108	173	173	22	22	
TOTALS	RPI 1-25	RPI 26-50	W-L RECORDS	RPI 51-100	RPI 101-150	RPI 150+				
15- 8	0- 1	0- 2	OVERALL	0- 2	2- 2	13- 1				
8- 1	0- 0	0- 1	HOME	0- 0	1- 0	7- 0				
7- 5	0- 0	0- 1	AWAY	0- 1	1- 2	6- 1				
0- 2	0- 1	0- 0	NEUTRAL	0- 1	0- 0	0- 0				
4- 7	0- 1	0- 1	NON-CONFERENCE	0- 2	1- 2	3- 1				
3- 1	0- 0	0- 1	HOME	0- 0	1- 0	2- 0				
1- 4	0- 0	0- 0	AWAY	0- 1	0- 2	1- 1				
0- 2	0- 1	0- 0	NEUTRAL	0- 1	0- 0	0- 0				
11- 1	0- 0	0- 1	CONFERENCE	0- 0	1- 0	10- 0				
5- 0	0- 0	0- 0	HOME	0- 0	0- 0	5- 0				
6- 1	0- 0	0- 1	AWAY	0- 0	1- 0	5- 0				
0- 0	0- 0	0- 0	NEUTRAL	0- 0	0- 0	0- 0				

RPI 1-25				RPI 26-50				RPI 51-100				Team's RPI: 98	RPI 101+			
RPI	S	Opponent	Score	RPI	S	Opponent	Score	RPI	S	Opponent	Score		RPI	S	Opponent	Score
5	N	Stanford	49 71	33	H	Ohio	67 77	71	N	FGCU	71 90		130	A	High Point	61 66
				39	A	Bucknell	56 71	100	A	Virginia	54 57		137	A	Penn St.	59 80
													138	A	Boston U.	64 51
													147	H	Tulsa	68 52
													153	A	Lehigh	61 53
													172	A	Denver	54 83
													207	H	Holy Cross	70 58
													208	A	Navy	58 45
													214	H	George Mason	86 71
													244	A	Hawaii	69 57
													258	A	Colgate	71 66
													258	H	Colgate	76 57
													292	A	Army West Point	75 62
													292	H	Army West Point	61 51
													302	A	Loyola Maryland	67 56
													302	H	Loyola Maryland	82 38
													311	H	UMBC	64 42
													320	H	Lafayette	60 45
LAST 12 Division I GAMES:																
				302	A	Loyola Maryland	67 56						153	A	Lehigh	61 53
				292	A	Army West Point	75 62						302	H	Loyola Maryland	82 38
				258	A	Colgate	71 66						292	H	Army West Point	61 51
				207	H	Holy Cross	70 58						208	A	Navy	58 45
				320	H	Lafayette	60 45						258	H	Colgate	76 57
				138	A	Boston U.	64 51						39	A	Bucknell	56 71

Non-Div I Games:

American

■ Loss,
 ■ Non-Conf, S Site,
 ■ Home
 ■ Away
 N Neutral

Average RPI Win:	215	WON-LOST	WINNING	LAST 10	STRENGTH OF	OPP. STRENGTH	TEAM	ADJ.	CONF.	ADJ CONF.
Average RPI Loss:	107	RECORD	PCT. RANK	GAMES	SCHEDULE	OF SCHEDULE	RPI	RPI	RPI	RPI
DIV. I ONLY	12- 10	144	0- 1	126	161	142	142	12	12	
DIV. I NON-CONF.	6- 5	143	0- 0	171	174	134	134	15	15	
TOTALS	RPI 1-25	RPI 26-50	W-L RECORDS	RPI 51-100	RPI 101-150	RPI 150+				
12- 10	0- 1	0- 3	OVERALL	0- 3	1- 1	11- 2				
9- 3	0- 0	0- 1	HOME	0- 2	1- 0	8- 0				
3- 7	0- 1	0- 2	AWAY	0- 1	0- 1	3- 2				
0- 0	0- 0	0- 0	NEUTRAL	0- 0	0- 0	0- 0				
6- 5	0- 1	0- 2	NON-CONFERENCE	0- 0	0- 1	6- 1				
5- 0	0- 0	0- 0	HOME	0- 0	0- 0	5- 0				
1- 5	0- 1	0- 2	AWAY	0- 0	0- 1	1- 1				
0- 0	0- 0	0- 0	NEUTRAL	0- 0	0- 0	0- 0				
6- 5	0- 0	0- 1	CONFERENCE	0- 3	1- 0	5- 1				
4- 3	0- 0	0- 1	HOME	0- 2	1- 0	3- 0				
2- 2	0- 0	0- 0	AWAY	0- 1	0- 0	2- 1				
0- 0	0- 0	0- 0	NEUTRAL	0- 0	0- 0	0- 0				

RPI 1-25				RPI 26-50				RPI 51-100				RPI 101+ Team's RPI: 142			
RPI	S	Opponent	Score	RPI	S	Opponent	Score	RPI	S	Opponent	Score	RPI	S	Opponent	Score
14	A	South Carolina	50 80	42	A	Georgia Tech	53 71	96	A	UT Arlington	94 99	111	H	South Alabama	71 63
				46	A	Clemson	48 87	96	H	UT Arlington	65 72	120	A	UAB	61 80
				50	H	Little Rock	59 74	97	H	Troy	72 83	154	A	Davidson	81 78
												178	A	Texas St.	62 49
												178	H	Texas St.	77 56
												183	H	Arkansas St.	75 67
												193	H	Coastal Caro.	67 53
												195	H	Elon	65 62
												213	H	Marshall	74 52
												253	A	Louisiana	55 73
												254	A	ETSU	64 95
												282	H	Wofford	94 70
												288	H	Col. of Charleston	80 66
												298	A	La.-Monroe	80 58
												308	H	UNC Greensboro	68 65
LAST 12 Division I GAMES:															
				96	H	UT Arlington	65 72	193	H	Coastal Caro.	67 53				
				178	H	Texas St.	77 56	178	A	Texas St.	62 49				
				298	A	La.-Monroe	80 58	96	A	UT Arlington	94 99				
				253	A	Louisiana	55 73	97	H	Troy	72 83				
				50	H	Little Rock	59 74	111	H	South Alabama	71 63				
				183	H	Arkansas St.	75 67	46	A	Clemson	48 87				

Non-Div I Games:

Appalachian St.

■ Loss,
 ■ Non-Conf, S Site,
 ■ Home
 ■ Away
 N Neutral

Average RPI Win:	177	WON-LOST	WINNING	LAST 10	STRENGTH OF	OPP. STRENGTH	TEAM	ADJ.	CONF.	ADJ CONF.
Average RPI Loss:	49	RECORD	PCT. RANK	GAMES	SCHEDULE	OF SCHEDULE	RPI	RPI	RPI	RPI
DIV. I ONLY	16- 8	82	1- 0	98	52	73	73	2	2	
DIV. I NON-CONF.	10- 1	17	0- 0	324	233	128	128	2	2	
TOTALS	RPI 1-25	RPI 26-50	W-L RECORDS	RPI 51-100	RPI 101-150	RPI 150+				
16- 8	1- 3	1- 2	OVERALL	3- 1	1- 2	10- 0				
10- 3	1- 1	1- 1	HOME	3- 0	0- 1	5- 0				
4- 5	0- 2	0- 1	AWAY	0- 1	1- 1	3- 0				
2- 0	0- 0	0- 0	NEUTRAL	0- 0	0- 0	2- 0				
10- 1	0- 0	0- 0	NON-CONFERENCE	1- 0	0- 1	9- 0				
6- 1	0- 0	0- 0	HOME	1- 0	0- 1	5- 0				
2- 0	0- 0	0- 0	AWAY	0- 0	0- 0	2- 0				
2- 0	0- 0	0- 0	NEUTRAL	0- 0	0- 0	2- 0				
6- 7	1- 3	1- 2	CONFERENCE	2- 1	1- 1	1- 0				
4- 2	1- 1	1- 1	HOME	2- 0	0- 0	0- 0				
2- 5	0- 2	0- 1	AWAY	0- 1	1- 1	1- 0				
0- 0	0- 0	0- 0	NEUTRAL	0- 0	0- 0	0- 0				

RPI	S	Opponent	Score	RPI	S	Opponent	Score	RPI	S	Opponent	Score	RPI	S	Opponent	Score
4	A	Oregon	60 93	27	A	Oregon St.	64 86	52	H	Southern California	71 68	113	H	Loyola Marymount	64 66
5	H	Stanford	48 78	40	H	California	60 55	58	A	Utah	64 80	127	A	Washington St.	88 90
16	A	Arizona St.	47 60	43	H	UCLA	93 98	58	H	Utah	66 55	141	A	Colorado	69 67
16	H	Arizona St.	51 39					93	H	Idaho St.	71 46	156	A	Washington	69 59
												167	N	Portland	92 70
												169	H	Montana	100 51
												202	A	San Diego St.	69 60
												235	H	Northern Ariz.	71 47
												266	A	Long Beach St.	70 43
												269	H	UTEP	62 40
												304	H	South Carolina St.	73 32
												314	H	Incarinate Word	84 42
												342	N	Seattle U	84 54
LAST 12 Division I GAMES:															
58	H	Utah	66 55	4	A	Oregon	60 93								
127	A	Washington St.	88 90	27	A	Oregon St.	64 86								
156	A	Washington	69 59	5	H	Stanford	48 78								
16	A	Arizona St.	47 60	40	H	California	60 55								
43	H	UCLA	93 98	58	A	Utah	64 80								
52	H	Southern California	71 68	141	A	Colorado	69 67								

Non-Div I Games:

Arizona

Loss, Non-Conf, S Site, H Home A Away N Neutral

Average RPI Win:	124	WON-LOST	WINNING	LAST 10	STRENGTH OF	OPP. STRENGTH	TEAM	ADJ.	CONF.	ADJ CONF.
Average RPI Loss:	22	RECORD	PCT. RANK	GAMES	SCHEDULE	OF SCHEDULE	RPI	RPI	RPI	RPI
DIV. I ONLY	17- 6	52	1- 0	14	11	16	16	2	2	
DIV. I NON-CONF.	9- 2	43	1- 0	51	15	23	23	2	2	
TOTALS	RPI 1-25	RPI 26-50	W-L RECORDS	RPI 51-100	RPI 101-150	RPI 150+				
17- 6	0- 4	2- 1	OVERALL	5- 1	6- 0	4- 0				
9- 3	0- 2	1- 1	HOME	2- 0	4- 0	2- 0				
6- 2	0- 1	1- 0	AWAY	2- 1	2- 0	1- 0				
2- 1	0- 1	0- 0	NEUTRAL	1- 0	0- 0	1- 0				
9- 2	0- 2	0- 0	NON-CONFERENCE	2- 0	3- 0	4- 0				
5- 1	0- 1	0- 0	HOME	0- 0	3- 0	2- 0				
2- 0	0- 0	0- 0	AWAY	1- 0	0- 0	1- 0				
2- 1	0- 1	0- 0	NEUTRAL	1- 0	0- 0	1- 0				
8- 4	0- 2	2- 1	CONFERENCE	3- 1	3- 0	0- 0				
4- 2	0- 1	1- 1	HOME	2- 0	1- 0	0- 0				
4- 2	0- 1	1- 0	AWAY	1- 1	2- 0	0- 0				
0- 0	0- 0	0- 0	NEUTRAL	0- 0	0- 0	0- 0				

RPI 1-25				Team's RPI: 16		RPI 26-50				RPI 51-100				RPI 101+					
RPI	S	Opponent	Score		RPI	S	Opponent	Score		RPI	S	Opponent	Score		RPI	S	Opponent	Score	
2	H	Baylor	59	65	27	A	Oregon St.	79	76	52	H	Southern California	68	59	109	H	Fresno St.	68	52
3	N	Louisville	56	58	40	H	California	62	61	56	N	Kansas St.	65	51	127	A	Washington St.	61	46
4	A	Oregon	71	77	43	H	UCLA	59	61	58	A	Utah	65	63	141	A	Colorado	76	70
5	H	Stanford	65	72						73	A	Arizona	39	51	141	H	Colorado	66	49
										73	H	Arizona	60	47	147	H	Tulsa	70	52
										83	A	Arkansas	88	85	150	H	Louisiana Tech	80	44
															152	N	Southern Ill.	82	38
															185	H	Southern U.	69	47
															259	A	Colorado St.	70	39
															314	H	Incarnate Word	81	43
LAST 12 Division I GAMES:																			
147	H	Tulsa	70	52	27	A	Oregon St.	79	76										
141	H	Colorado	66	49	4	A	Oregon	71	77										
127	A	Washington St.	61	46	40	H	California	62	61										
73	H	Arizona	60	47	5	H	Stanford	65	72										
52	H	Southern California	68	59	141	A	Colorado	76	70										
43	H	UCLA	59	61	58	A	Utah	65	63										

Non-Div I Games:

Arizona St.

■ Loss,
■ Non-Conf,
■ S Site,
■ H Home
■ A Away
N Neutral

Average RPI Win:	350	WON-LOST	WINNING	LAST 10	STRENGTH OF	OPP. STRENGTH	TEAM	ADJ.	CONF.	ADJ CONF.
Average RPI Loss:	223	RECORD	PCT. RANK	GAMES	SCHEDULE	OF SCHEDULE	RPI	RPI	RPI	RPI
DIV. I ONLY	1- 13	348	0- 1	321	341	347	347	29	29	
DIV. I NON-CONF.	0- 3	336	0- 0	22	177	259	259	28	28	
TOTALS	RPI 1-25	RPI 26-50	W-L RECORDS	RPI 51-100	RPI 101-150	RPI 150+				
1- 13	0- 0	0- 1	OVERALL	0- 0	0- 1	1- 11				
0- 5	0- 0	0- 0	HOME	0- 0	0- 0	0- 5				
1- 8	0- 0	0- 1	AWAY	0- 0	0- 1	1- 6				
0- 0	0- 0	0- 0	NEUTRAL	0- 0	0- 0	0- 0				
0- 3	0- 0	0- 1	NON-CONFERENCE	0- 0	0- 1	0- 1				
0- 0	0- 0	0- 0	HOME	0- 0	0- 0	0- 0				
0- 3	0- 0	0- 1	AWAY	0- 0	0- 1	0- 1				
0- 0	0- 0	0- 0	NEUTRAL	0- 0	0- 0	0- 0				
1- 10	0- 0	0- 0	CONFERENCE	0- 0	0- 0	1- 10				
0- 5	0- 0	0- 0	HOME	0- 0	0- 0	0- 5				
1- 5	0- 0	0- 0	AWAY	0- 0	0- 0	1- 5				
0- 0	0- 0	0- 0	NEUTRAL	0- 0	0- 0	0- 0				

RPI 1-25			RPI 26-50			RPI 51-100			RPI 101+			Team's RPI: 347
RPI	S	Opponent	Score	RPI	S	Opponent	Score	RPI	S	Opponent	Score	
				27	A	Oregon St.	33 89					
								101	A	Minnesota	42 84	
								185	A	Southern U.	41 73	
								201	H	Prairie View	41 80	
								212	H	Texas Southern	58 59	
								223	A	Grambling	57 77	
								246	A	Wichita St.	39 76	
								252	A	Alabama St.	52 73	
								252	H	Alabama St.	56 58	
								289	A	Jackson St.	41 60	
								301	A	Alabama A&M	54 60	
								301	H	Alabama A&M	52 78	
								310	H	Mississippi Val.	56 62	
								350	A	Alcorn	59 57	
LAST 12 Division I GAMES:												
301	A	Alabama A&M	54 60	350	A	Alcorn	59 57					
252	A	Alabama St.	52 73	185	A	Southern U.	41 73					
289	A	Jackson St.	41 60	301	H	Alabama A&M	52 78					
223	A	Grambling	57 77	252	H	Alabama St.	56 58					
201	H	Prairie View	41 80	310	H	Mississippi Val.	56 62					
212	H	Texas Southern	58 59	101	A	Minnesota	42 84					

Non-Div I Games: LeMoyne-Owen 52 43 Paul Quinn 68 52 Philander Smith 48 53 Tougaloo 68 60 Ark.-Pine Bluff

Arkansas

Through Games Of Feb. 15, 2019

Average RPI Win:	179	WON-LOST	WINNING	LAST 10	STRENGTH OF	OPP. STRENGTH	TEAM	ADJ.	CONF.	ADJ CONF.
Average RPI Loss:	47	RECORD	PCT. RANK	GAMES	SCHEDULE	OF SCHEDULE	RPI	RPI	RPI	RPI
DIV. I ONLY	16- 9	96	0- 1	88	57	83	83	5	5	
DIV. I NON-CONF.	11- 3	56	0- 0	142	112	59	59	5	5	
TOTALS	RPI 1-25	RPI 26-50	W-L RECORDS	RPI 51-100	RPI 101-150	RPI 150+				
16- 9	0- 5	0- 0	OVERALL	3- 2	3- 2	10- 0				
8- 5	0- 3	0- 0	HOME	1- 1	2- 1	5- 0				
6- 3	0- 2	0- 0	AWAY	2- 1	1- 0	3- 0				
2- 1	0- 0	0- 0	NEUTRAL	0- 0	0- 1	2- 0				
11- 3	0- 2	0- 0	NON-CONFERENCE	2- 0	2- 1	7- 0				
6- 1	0- 1	0- 0	HOME	1- 0	1- 0	4- 0				
3- 1	0- 1	0- 0	AWAY	1- 0	1- 0	1- 0				
2- 1	0- 0	0- 0	NEUTRAL	0- 0	0- 1	2- 0				
5- 6	0- 3	0- 0	CONFERENCE	1- 2	1- 1	3- 0				
2- 4	0- 2	0- 0	HOME	0- 1	1- 1	1- 0				
3- 2	0- 1	0- 0	AWAY	1- 1	0- 0	2- 0				
0- 0	0- 0	0- 0	NEUTRAL	0- 0	0- 0	0- 0				

RPI 1-25				RPI 26-50				RPI 51-100 Team's RPI: 83				RPI 101+			
RPI	S	Opponent	Score	RPI	S	Opponent	Score	RPI	S	Opponent	Score	RPI	S	Opponent	Score
10	H	Mississippi St.	69 93					53	A	Tennessee	80 79	107	H	Georgia	72 80
11	A	Iowa St.	82 91					57	H	Auburn	72 75	122	N	Pittsburgh	54 61
14	H	South Carolina	79 87					60	A	LSU	34 71	128	H	Tennessee Tech	65 42
16	H	Arizona St.	85 88					94	H	Nebraska	84 80	134	H	Alabama	72 61
24	A	Missouri	53 71					96	A	UT Arlington	66 65	147	A	Tulsa	61 59
												157	A	Abilene Christian	80 68
												171	H	Oral Roberts	74 61
												176	N	Wisconsin	69 68
												186	H	Vanderbilt	83 62
												198	A	Ole Miss	85 55
												201	H	Prairie View	71 44
												217	A	Florida	83 73
												289	H	Jackson St.	76 57
												291	N	Tennessee St.	79 55
												330	H	Northwestern St.	98 53
LAST 12 Division I GAMES:															
57	H	Auburn	72 75	53	A	Tennessee	80 79								
60	A	LSU	34 71	186	H	Vanderbilt	83 62								
14	H	South Carolina	79 87	24	A	Missouri	53 71								
107	H	Georgia	72 80	198	A	Ole Miss	85 55								
217	A	Florida	83 73	10	H	Mississippi St.	69 93								
134	H	Alabama	72 61	289	H	Jackson St.	76 57								

Non-Div I Games:

Arkansas

■ Loss,
 ■ Non-Conf, S Site,
 ■ Home
 ■ Away
 N Neutral

Average RPI Win: 223	WON-LOST	WINNING	LAST 10	STRENGTH OF	OPP. STRENGTH	TEAM	ADJ.	CONF.	ADJ CONF.
Average RPI Loss: 110	RECORD	PCT. RANK	GAMES	SCHEDULE	OF SCHEDULE	RPI	RPI	RPI	RPI
DIV. I ONLY	9- 14	236	0- 1	93	151	183	183	12	12
DIV. I NON-CONF.	5- 6	177	0- 0	135	129	165	165	15	15
TOTALS	RPI 1-25	RPI 26-50	W-L RECORDS	RPI 51-100	RPI 101-150	RPI 150+			
9- 14	0- 2	0- 1	OVERALL	0- 4	3- 4	6- 3			
7- 4	0- 0	0- 0	HOME	0- 2	2- 1	5- 1			
2- 10	0- 2	0- 1	AWAY	0- 2	1- 3	1- 2			
0- 0	0- 0	0- 0	NEUTRAL	0- 0	0- 0	0- 0			
5- 6	0- 2	0- 0	NON-CONFERENCE	0- 1	1- 3	4- 0			
4- 1	0- 0	0- 0	HOME	0- 0	1- 1	3- 0			
1- 5	0- 2	0- 0	AWAY	0- 1	0- 2	1- 0			
0- 0	0- 0	0- 0	NEUTRAL	0- 0	0- 0	0- 0			
4- 8	0- 0	0- 1	CONFERENCE	0- 3	2- 1	2- 3			
3- 3	0- 0	0- 0	HOME	0- 2	1- 0	2- 1			
1- 5	0- 0	0- 1	AWAY	0- 1	1- 1	0- 2			
0- 0	0- 0	0- 0	NEUTRAL	0- 0	0- 0	0- 0			

RPI 1-25				RPI 26-50				RPI 51-100				RPI 101+ Team's RPI: 183			
RPI	S	Opponent	Score	RPI	S	Opponent	Score	RPI	S	Opponent	Score	RPI	S	Opponent	Score
19	A	Texas A&M	56 97	50	A	Little Rock	55 68	69	A	Belmont	55 74	111	A	South Alabama	77 64
24	A	Missouri	50 70					96	H	UT Arlington	73 100	111	H	South Alabama	69 58
								97	A	Troy	79 87	112	A	Oklahoma St.	60 62
								97	H	Troy	89 100	132	A	UT Martin	91 97
												142	A	Appalachian St.	67 75
												147	H	Tulsa	73 60
												150	H	Louisiana Tech	70 80
												178	A	Texas St.	54 68
												178	H	Texas St.	62 85
												193	A	Coastal Caro.	72 88
												232	H	Memphis	77 66
												253	H	Louisiana	87 75
												269	A	UTEP	67 66
												279	H	Murray St.	74 63
												298	H	La.-Monroe	64 54
												310	H	Mississippi Val.	60 57
LAST 12 Division I GAMES:															
178	A	Texas St.	54 68	178	H	Texas St.	62 85	96	H	UT Arlington	73 100	97	A	Troy	79 87
97	H	Troy	89 100	111	H	South Alabama	69 58	111	A	South Alabama	77 64	298	H	La.-Monroe	64 54
50	A	Little Rock	55 68	253	H	Louisiana	87 75								
193	A	Coastal Caro.	72 88												
142	A	Appalachian St.	67 75												

Non-Div I Games:

Arkansas St.

■ Loss,
 ■ Non-Conf,
 ■ S Site,
 ■ H Home
 ■ A Away
 N Neutral

Army West Point

Through Games Of Feb. 15, 2019

Average RPI Win:	302	WON-LOST	WINNING	LAST 10	STRENGTH OF	OPP. STRENGTH	TEAM	ADJ.	CONF.	ADJ CONF.
Average RPI Loss:	163	RECORD	PCT. RANK	GAMES	SCHEDULE	OF SCHEDULE	RPI	RPI	RPI	RPI
DIV. I ONLY	8- 14	248	1- 0	297	265	292	292	18	18	
DIV. I NON-CONF.	4- 6	212	0- 0	311	322	288	288	22	22	
TOTALS	RPI 1-25	RPI 26-50	W-L RECORDS	RPI 51-100	RPI 101-150	RPI 150+				
8- 14	0- 0	0- 2	OVERALL	0- 4	0- 1	8- 7				
5- 7	0- 0	0- 1	HOME	0- 3	0- 0	5- 3				
3- 7	0- 0	0- 1	AWAY	0- 1	0- 1	3- 4				
0- 0	0- 0	0- 0	NEUTRAL	0- 0	0- 0	0- 0				
4- 6	0- 0	0- 1	NON-CONFERENCE	0- 2	0- 0	4- 3				
2- 3	0- 0	0- 0	HOME	0- 2	0- 0	2- 1				
2- 3	0- 0	0- 1	AWAY	0- 0	0- 0	2- 2				
0- 0	0- 0	0- 0	NEUTRAL	0- 0	0- 0	0- 0				
4- 8	0- 0	0- 1	CONFERENCE	0- 2	0- 1	4- 4				
3- 4	0- 0	0- 1	HOME	0- 1	0- 0	3- 2				
1- 4	0- 0	0- 0	AWAY	0- 1	0- 1	1- 2				
0- 0	0- 0	0- 0	NEUTRAL	0- 0	0- 0	0- 0				

RPI 1-25				RPI 26-50				RPI 51-100				RPI 101+				Team's RPI: 292
RPI	S	Opponent	Score	RPI	S	Opponent	Score	RPI	S	Opponent	Score	RPI	S	Opponent	Score	
				35	A	TCU	38 63	76	H	Yale	51 62	138	A	Boston U.	51 63	
				39	H	Bucknell	52 66	95	H	St. John's (NY)	49 60	153	H	Lehigh	50 73	
								98	A	American	51 61	207	A	Holy Cross	39 58	
								98	H	American	62 75	208	H	Navy	55 52	
												256	A	Binghamton	47 60	
												257	A	Columbia	49 70	
												258	H	Colgate	58 70	
												264	H	St. Francis Brooklyn	69 57	
												267	H	Air Force	60 71	
												302	A	Loyola Maryland	51 70	
												302	H	Loyola Maryland	69 57	
												308	A	Wagner	61 46	
												320	A	Lafayette	64 40	
												320	H	Lafayette	65 50	
												344	H	Fairleigh Dickinson	62 40	
												351	A	LIU Brooklyn	57 42	
LAST 12 Division I GAMES:																
				320	A	Lafayette	64 40	208	H	Navy	55 52					
				98	H	American	62 75	320	H	Lafayette	65 50					
				302	A	Loyola Maryland	51 70	98	A	American	51 61					
				258	H	Colgate	58 70	39	H	Bucknell	52 66					
				153	H	Lehigh	50 73	302	H	Loyola Maryland	69 57					
				207	A	Holy Cross	39 58	138	A	Boston U.	51 63					

Non-Div I Games: Connecticut Col. 74 48

Army West Point

Loss, Non-Conf, S Site, H Home A Away N Neutral

Average RPI Win:	175	WON-LOST	WINNING	LAST 10	STRENGTH OF	OPP. STRENGTH	TEAM	ADJ.	CONF.	ADJ CONF.
Average RPI Loss:	27	RECORD	PCT. RANK	GAMES	SCHEDULE	OF SCHEDULE	RPI	RPI	RPI	RPI
DIV. I ONLY	17- 7	70	1- 0	94	46	57	57	5	5	
DIV. I NON-CONF.	11- 1	13	1- 0	200	79	30	30	5	5	
TOTALS	RPI 1-25	RPI 26-50	W-L RECORDS	RPI 51-100	RPI 101-150	RPI 150+				
17- 7	0- 5	1- 0	OVERALL	2- 2	2- 0	12- 0				
7- 4	0- 3	0- 0	HOME	0- 1	1- 0	6- 0				
8- 3	0- 2	0- 0	AWAY	2- 1	1- 0	5- 0				
2- 0	0- 0	1- 0	NEUTRAL	0- 0	0- 0	1- 0				
11- 1	0- 1	1- 0	NON-CONFERENCE	1- 0	0- 0	9- 0				
6- 0	0- 0	0- 0	HOME	0- 0	0- 0	6- 0				
3- 1	0- 1	0- 0	AWAY	1- 0	0- 0	2- 0				
2- 0	0- 0	1- 0	NEUTRAL	0- 0	0- 0	1- 0				
6- 6	0- 4	0- 0	CONFERENCE	1- 2	2- 0	3- 0				
1- 4	0- 3	0- 0	HOME	0- 1	1- 0	0- 0				
5- 2	0- 1	0- 0	AWAY	1- 1	1- 0	3- 0				
0- 0	0- 0	0- 0	NEUTRAL	0- 0	0- 0	0- 0				

RPI 1-25				RPI 26-50				RPI 51-100				RPI 101+			
RPI	S	Opponent	Score	RPI	S	Opponent	Score	RPI	S	Opponent	Score	RPI	S	Opponent	Score
10	H	Mississippi St.	59 85	30	N	North Carolina	86 81	53	A	Tennessee	62 73	107	H	Georgia	59 58
11	A	Iowa St.	64 67					53	H	Tennessee	69 78	134	A	Alabama	66 56
19	H	Texas A&M	67 69					54	A	New Mexico	79 76	158	H	Oklahoma	95 79
22	H	Kentucky	68 78					83	A	Arkansas	75 72	180	H	Nicholls St.	80 59
24	A	Missouri	65 74									186	A	Vanderbilt	72 70
												193	N	Coastal Caro.	84 78
												195	A	Elon	96 44
												198	A	Ole Miss	64 51
												217	A	Florida	64 56
												223	H	Grambling	97 48
												237	A	Saint Joseph's	81 70
												252	H	Alabama St.	83 50
												253	H	Louisiana	71 59
												273	H	Samford	73 46
LAST 12 Division I GAMES:															
54	A	New Mexico	79 76	198	A	Ole Miss	64 51								
11	A	Iowa St.	64 67	24	A	Missouri	65 74								
53	A	Tennessee	62 73	19	H	Texas A&M	67 69								
83	A	Arkansas	75 72	186	A	Vanderbilt	72 70								
22	H	Kentucky	68 78	10	H	Mississippi St.	59 85								
107	H	Georgia	59 58	134	A	Alabama	66 56								

Non-Div I Games: Xavier (LA) 77 58

Auburn

■ Loss,
 ■ Non-Conf, S Site,
 ■ Home
 ■ Away
 N Neutral

Average RPI Win:	244	WON-LOST	WINNING	LAST 10	STRENGTH OF	OPP. STRENGTH	TEAM	ADJ.	CONF.	ADJ CONF.
Average RPI Loss:	203	RECORD	PCT. RANK	GAMES	SCHEDULE	OF SCHEDULE	RPI	RPI	RPI	RPI
DIV. I ONLY	10- 12	199	0- 0	311	271	261	261	20	20	
DIV. I NON-CONF.	3- 6	241	0- 0	345	282	342	342	21	21	
TOTALS	RPI 1-25	RPI 26-50	W-L RECORDS	RPI 51-100	RPI 101-150	RPI 150+				
10- 12	0- 0	0- 0	OVERALL	0- 2	3- 1	7- 9				
7- 3	0- 0	0- 0	HOME	0- 1	1- 0	6- 2				
3- 9	0- 0	0- 0	AWAY	0- 1	2- 1	1- 7				
0- 0	0- 0	0- 0	NEUTRAL	0- 0	0- 0	0- 0				
3- 6	0- 0	0- 0	NON-CONFERENCE	0- 1	0- 0	3- 5				
3- 1	0- 0	0- 0	HOME	0- 0	0- 0	3- 1				
0- 5	0- 0	0- 0	AWAY	0- 1	0- 0	0- 4				
0- 0	0- 0	0- 0	NEUTRAL	0- 0	0- 0	0- 0				
7- 6	0- 0	0- 0	CONFERENCE	0- 1	3- 1	4- 4				
4- 2	0- 0	0- 0	HOME	0- 1	1- 0	3- 1				
3- 4	0- 0	0- 0	AWAY	0- 0	2- 1	1- 3				
0- 0	0- 0	0- 0	NEUTRAL	0- 0	0- 0	0- 0				

RPI S	Opponent	Score	RPI S	Opponent	Score	RPI S	Opponent	Score	RPI S	Opponent	Score	Team's RPI: 261
						69	H Belmont	62 80	128	A Tennessee Tech	72 65	
						78	A Cincinnati	48 69	132	A UT Martin	65 74	
									135	A Morehead St.	84 75	
									135	H Morehead St.	81 80	
									170	A Illinois St.	49 61	
									186	A Vanderbilt	70 99	
									200	A Jacksonville St.	56 67	
									218	A Western Ill.	72 77	
									219	A Southeast Mo. St.	54 64	
									245	A SIUE	68 69	
									245	H SIUE	77 65	
									272	H Northern Ky.	52 48	
									277	A Eastern Ill.	73 60	
									277	H Eastern Ill.	57 67	
									291	H Tennessee St.	74 47	
									301	H Alabama A&M	75 58	
									310	H Mississippi Val.	89 95	
									325	H Lipscomb	70 58	
									331	H Eastern Ky.	100 65	
									334	A Evansville	52 56	
LAST 12 Division I GAMES:												
135	A	Morehead St.	84	75	291	H	Tennessee St.	74	47			
277	H	Eastern Ill.	57	67	277	A	Eastern Ill.	73	60			
245	H	SIUE	77	65	245	A	SIUE	68	69			
200	A	Jacksonville St.	56	67	132	A	UT Martin	65	74			
128	A	Tennessee Tech	72	65	219	A	Southeast Mo. St.	54	64			
69	H	Belmont	62	80	135	H	Morehead St.	81	80			

Non-Div I Games: Christian Bros. 100 62 Trevecca Nazarene 90 78

Austin Peay

■ Loss,
 ■ Non-Conf, S Site,
 ■ Home
 ■ Away
 N Neutral

BYU										
Average RPI Win:	158	WON-LOST	WINNING	LAST 10	STRENGTH OF	OPP. STRENGTH	TEAM	ADJ.	CONF.	ADJ CONF.
Average RPI Loss:	110	RECORD	PCT. RANK	GAMES	SCHEDULE	OF SCHEDULE	RPI	RPI	RPI	RPI
DIV. I ONLY	19- 6	39	1- 0	83	99	36	36	8	8	
DIV. I NON-CONF.	8- 3	72	0- 0	173	157	81	81	7	7	

TOTALS	RPI 1-25	RPI 26-50	W-L RECORDS	RPI 51-100	RPI 101-150	RPI 150+				
19- 6	1- 0	2- 2	OVERALL	2- 1	3- 2	11- 1				
9- 2	1- 0	0- 2	HOME	1- 0	3- 0	4- 0				
8- 4	0- 0	1- 0	AWAY	1- 1	0- 2	6- 1				
2- 0	0- 0	1- 0	NEUTRAL	0- 0	0- 0	1- 0				
8- 3	0- 0	1- 1	NON-CONFERENCE	0- 1	1- 0	6- 1				
4- 1	0- 0	0- 1	HOME	0- 0	1- 0	3- 0				
2- 2	0- 0	0- 0	AWAY	0- 1	0- 0	2- 1				
2- 0	0- 0	1- 0	NEUTRAL	0- 0	0- 0	1- 0				
11- 3	1- 0	1- 1	CONFERENCE	2- 0	2- 2	5- 0				
5- 1	1- 0	0- 1	HOME	1- 0	2- 0	1- 0				
6- 2	0- 0	1- 0	AWAY	1- 0	0- 2	4- 0				
0- 0	0- 0	0- 0	NEUTRAL	0- 0	0- 0	0- 0				

RPI 1-25				RPI 26-50				RPI 51-100				RPI 101+			
RPI	S	Opponent	Score	RPI	S	Opponent	Score	RPI	S	Opponent	Score	RPI	S	Opponent	Score
13	H	Gonzaga	70 68	35	N	TCU	61 58	58	A	Utah	67 78	113	A	Loyola Marymount	58 61
				40	H	California	52 70	88	A	Pacific	77 74	113	H	Loyola Marymount	55 44
				48	A	Saint Mary's (CA)	74 73	88	H	Pacific	75 49	117	A	Pepperdine	65 79
				48	H	Saint Mary's (CA)	75 78					117	H	Pepperdine	83 58
												123	H	Northern Colo.	70 50
												163	H	UC Riverside	72 70
												167	A	Portland	70 69
												167	H	Portland	79 71
												181	H	Eastern Wash.	80 65
												189	A	Santa Clara	54 44
												211	A	Utah St.	62 57
												243	A	San Francisco	67 59
												249	A	San Diego	65 56
												259	H	Colorado St.	51 42
												262	N	California Baptist	76 69
												282	A	Southern Utah	64 67
												286	A	Utah Valley	77 51
LAST 12 Division I GAMES:															
167	A	Portland	70 69	167	H	Portland	79 71								
88	H	Pacific	75 49	13	H	Gonzaga	70 68								
48	H	Saint Mary's (CA)	75 78	48	A	Saint Mary's (CA)	74 73								
117	A	Pepperdine	65 79	88	A	Pacific	77 74								
113	A	Loyola Marymount	58 61	113	H	Loyola Marymount	55 44								
249	A	San Diego	65 56	117	H	Pepperdine	83 58								

Non-Div I Games:

BYU

Average RPI Win:	177	WON-LOST	WINNING	LAST 10	STRENGTH OF	OPP. STRENGTH	TEAM	ADJ.	CONF.	ADJ CONF.
Average RPI Loss:	88	RECORD	PCT. RANK	GAMES	SCHEDULE	OF SCHEDULE	RPI	RPI	RPI	RPI
DIV. I ONLY	6- 16	288	0- 1	46	84	192	192	7	7	
DIV. I NON-CONF.	4- 7	228	0- 0	131	39	208	208	8	8	
TOTALS	RPI 1-25	RPI 26-50	W-L RECORDS	RPI 51-100	RPI 101-150	RPI 150+				
6- 16	0- 0	0- 5	OVERALL	2- 7	1- 2	3- 2				
5- 5	0- 0	0- 1	HOME	2- 2	0- 0	3- 2				
1- 8	0- 0	0- 4	AWAY	0- 3	1- 1	0- 0				
0- 3	0- 0	0- 0	NEUTRAL	0- 2	0- 1	0- 0				
4- 7	0- 0	0- 1	NON-CONFERENCE	1- 4	1- 1	2- 1				
3- 2	0- 0	0- 0	HOME	1- 1	0- 0	2- 1				
1- 2	0- 0	0- 1	AWAY	0- 1	1- 0	0- 0				
0- 3	0- 0	0- 0	NEUTRAL	0- 2	0- 1	0- 0				
2- 9	0- 0	0- 4	CONFERENCE	1- 3	0- 1	1- 1				
2- 3	0- 0	0- 1	HOME	1- 1	0- 0	1- 1				
0- 6	0- 0	0- 3	AWAY	0- 2	0- 1	0- 0				
0- 0	0- 0	0- 0	NEUTRAL	0- 0	0- 0	0- 0				

RPI 1-25				RPI 26-50				RPI 51-100				RPI 101+				Team's RPI: 192	
RPI	S	Opponent	Score	RPI	S	Opponent	Score	RPI	S	Opponent	Score	RPI	S	Opponent	Score		
				26	A	Central Mich.	63 81	59	A	Miami (OH)	57 60	121	N	Fordham	70 78		
				32	A	Buffalo	65 77	64	N	Quinnipiac	66 69	126	A	Western Ky.	86 83		
				33	A	Ohio	62 94	65	H	Purdue	38 80	139	A	Akron	61 91		
				33	H	Ohio	75 90	72	A	Toledo	58 65	186	H	Vanderbilt	43 60		
				45	A	Butler	47 64	75	A	Missouri St.	54 74	210	H	Bowling Green	77 70		
								78	H	Cincinnati	75 63	276	H	Western Mich.	62 65		
								79	H	Kent St.	48 44	278	H	Cleveland St.	67 62		
								86	N	Duke	62 79	291	H	Tennessee St.	90 51		
								99	H	Northern Ill.	83 93						
LAST 12 Division I GAMES:																	
				26	A	Central Mich.	63 81	276	H	Western Mich.	62 65						
				64	N	Quinnipiac	66 69	79	H	Kent St.	48 44						
				86	N	Duke	62 79	59	A	Miami (OH)	57 60						
				139	A	Akron	61 91	32	A	Buffalo	65 77						
				99	H	Northern Ill.	83 93	33	H	Ohio	75 90						
				33	A	Ohio	62 94	210	H	Bowling Green	77 70						

Non-Div I Games: Urbana 99 62

Ball St.

■ Loss,
 ■ Non-Conf,
 ■ S Site,
 ■ H Home
 ■ A Away
 N Neutral

Average RPI Win: 94		WON-LOST	WINNING	LAST 10	STRENGTH OF	OPP. STRENGTH	TEAM	ADJ.	CONF.	ADJ CONF.
Average RPI Loss: 5		RECORD	PCT. RANK	GAMES	SCHEDULE	OF SCHEDULE	RPI	RPI	RPI	RPI
DIV. I ONLY		22- 1	3	1- 0	5	19	2	2	3	3
DIV. I NON-CONF.		10- 1	17	0- 0	10	21	4	4	3	3
TOTALS		RPI 1-25	RPI 26-50		W-L RECORDS		RPI 51-100	RPI 101-150	RPI 150+	
22- 1	5- 1	3- 0		OVERALL		4- 0	5- 0	5- 0		
11- 0	2- 0	1- 0		HOME		2- 0	2- 0	4- 0		
9- 1	3- 1	1- 0		AWAY		1- 0	3- 0	1- 0		
2- 0	0- 0	1- 0		NEUTRAL		1- 0	0- 0	0- 0		
10- 1	3- 1	1- 0		NON-CONFERENCE		1- 0	1- 0	4- 0		
6- 0	1- 0	0- 0		HOME		0- 0	1- 0	4- 0		
2- 1	2- 1	0- 0		AWAY		0- 0	0- 0	0- 0		
2- 0	0- 0	1- 0		NEUTRAL		1- 0	0- 0	0- 0		
12- 0	2- 0	2- 0		CONFERENCE		3- 0	4- 0	1- 0		
5- 0	1- 0	1- 0		HOME		2- 0	1- 0	0- 0		
7- 0	1- 0	1- 0		AWAY		1- 0	3- 0	1- 0		
0- 0	0- 0	0- 0		NEUTRAL		0- 0	0- 0	0- 0		

RPI	S	Opponent	Score	RPI	S	Opponent	Score	RPI	S	Opponent	Score	RPI	S	Opponent	Score
5	A	Stanford	63 68	29	N	South Dakota St.	72 66	56	A	Kansas St.	71 48	112	A	Oklahoma St.	66 58
6	H	UConn	68 57	35	A	TCU	79 55	56	H	Kansas St.	65 50	129	A	Kansas	94 68
11	H	Iowa St.	84 69	35	H	TCU	89 71	63	H	West Virginia	79 47	135	H	Morehead St.	96 58
14	A	South Carolina	94 69					91	N	Georgetown	67 46	148	A	Texas Tech	73 56
16	A	Arizona St.	65 59									148	H	Texas Tech	96 37
25	A	Texas	74 68									158	A	Oklahoma	74 53
												180	H	Nicholls St.	100 39
												185	H	Southern U.	94 49
												215	H	Saint Francis (PA)	116 58
												222	H	UTRGV	98 37
LAST 12 Division I GAMES:															
56	A	Kansas St.	71 48	11	H	Iowa St.	84 69								
35	H	TCU	89 71	63	H	West Virginia	79 47								
25	A	Texas	74 68	129	A	Kansas	94 68								
148	H	Texas Tech	96 37	35	A	TCU	79 55								
112	A	Oklahoma St.	66 58	56	H	Kansas St.	65 50								
158	A	Oklahoma	74 53	148	A	Texas Tech	73 56								

Non-Div I Games:

Baylor

■ Loss,
■ Non-Conf, S Site,
■ Home
■ Away
N Neutral

Average RPI Win:	211	WON-LOST	WINNING	LAST 10	STRENGTH OF	OPP. STRENGTH	TEAM	ADJ.	CONF.	ADJ CONF.
Average RPI Loss:	61	RECORD	PCT. RANK	GAMES	SCHEDULE	OF SCHEDULE	RPI	RPI	RPI	RPI
DIV. I ONLY	19- 5	32	1- 0	188	130	69	69	20	20	
DIV. I NON-CONF.	7- 4	108	0- 0	74	20	44	44	21	21	
TOTALS	RPI 1-25	RPI 26-50	W-L RECORDS	RPI 51-100	RPI 101-150	RPI 150+				
19- 5	0- 1	0- 1	OVERALL	2- 2	5- 1	12- 0				
9- 2	0- 0	0- 0	HOME	0- 1	3- 1	6- 0				
10- 3	0- 1	0- 1	AWAY	2- 1	2- 0	6- 0				
0- 0	0- 0	0- 0	NEUTRAL	0- 0	0- 0	0- 0				
7- 4	0- 1	0- 1	NON-CONFERENCE	2- 2	2- 0	3- 0				
3- 1	0- 0	0- 0	HOME	0- 1	1- 0	2- 0				
4- 3	0- 1	0- 1	AWAY	2- 1	1- 0	1- 0				
0- 0	0- 0	0- 0	NEUTRAL	0- 0	0- 0	0- 0				
12- 1	0- 0	0- 0	CONFERENCE	0- 0	3- 1	9- 0				
6- 1	0- 0	0- 0	HOME	0- 0	2- 1	4- 0				
6- 0	0- 0	0- 0	AWAY	0- 0	1- 0	5- 0				
0- 0	0- 0	0- 0	NEUTRAL	0- 0	0- 0	0- 0				

RPI 1-25				RPI 26-50				RPI 51-100				Team's RPI: 69	RPI 101+			
RPI	S	Opponent	Score	RPI	S	Opponent	Score	RPI	S	Opponent	Score		RPI	S	Opponent	Score
7	A	NC State	62 77	46	A	Clemson	62 65	51	A	Middle Tenn.	45 38		128	H	Tennessee Tech	72 77
								53	A	Tennessee	76 84		132	H	UT Martin	100 86
								72	H	Toledo	69 78		135	A	Morehead St.	77 57
								77	A	Wright St.	79 63		135	H	Morehead St.	77 50
													143	A	Chattanooga	67 51
													147	H	Tulsa	78 53
													183	H	Arkansas St.	74 55
													200	A	Jacksonville St.	64 41
													200	H	Jacksonville St.	66 52
													219	H	Southeast Mo. St.	91 57
													261	A	Austin Peay	80 62
													272	A	Northern Ky.	71 53
													279	A	Murray St.	65 58
													291	A	Tennessee St.	89 65
													291	H	Tennessee St.	80 46
													325	H	Lipscomb	83 43
													331	A	Eastern Ky.	87 52
													331	H	Eastern Ky.	69 43
LAST 12 Division I GAMES:																
291	A	Tennessee St.	89 65	279	A	Murray St.	65 58									
135	A	Morehead St.	77 57	291	H	Tennessee St.	80 46									
331	A	Eastern Ky.	87 52	200	A	Jacksonville St.	64 41									
132	H	UT Martin	100 86	331	H	Eastern Ky.	69 43									
219	H	Southeast Mo. St.	91 57	135	H	Morehead St.	77 50									
261	A	Austin Peay	80 62	128	H	Tennessee Tech	72 77									

Non-Div I Games:

Belmont

■ Loss,
 ■ Non-Conf, S Site,
 ■ Home
 ■ Away
 N Neutral

Season 2025				Through Games of Feb. 15, 2015						
Average RPI Win:	295	WON-LOST	WINNING	LAST 10	STRENGTH OF	OPP. STRENGTH	TEAM	ADJ.	CONF.	ADJ CONF.
Average RPI Loss:	204	RECORD	PCT. RANK	GAMES	SCHEDULE	OF SCHEDULE	RPI	RPI	RPI	RPI
DIV. I ONLY	12- 9	131	1- 0	344	325	238	238	32	32	
DIV. I NON-CONF.	5- 5	162	0- 0	331	215	236	236	32	32	
TOTALS	RPI 1-25	RPI 26-50	W-L RECORDS	RPI 51-100	RPI 101-150	RPI 150+				
12- 9	0- 0	0- 0	OVERALL	0- 0	0- 2	12- 7				
7- 2	0- 0	0- 0	HOME	0- 0	0- 0	7- 2				
4- 7	0- 0	0- 0	AWAY	0- 0	0- 2	4- 5				
1- 0	0- 0	0- 0	NEUTRAL	0- 0	0- 0	1- 0				
5- 5	0- 0	0- 0	NON-CONFERENCE	0- 0	0- 2	5- 3				
3- 0	0- 0	0- 0	HOME	0- 0	0- 0	3- 0				
1- 5	0- 0	0- 0	AWAY	0- 0	0- 2	1- 3				
1- 0	0- 0	0- 0	NEUTRAL	0- 0	0- 0	1- 0				
7- 4	0- 0	0- 0	CONFERENCE	0- 0	0- 0	7- 4				
4- 2	0- 0	0- 0	HOME	0- 0	0- 0	4- 2				
3- 2	0- 0	0- 0	AWAY	0- 0	0- 0	3- 2				
0- 0	0- 0	0- 0	NEUTRAL	0- 0	0- 0	0- 0				

RPI 1-25				RPI 26-50				RPI 51-100				RPI 101+ Team's RPI: 238			
RPI	S	Opponent	Score	RPI	S	Opponent	Score	RPI	S	Opponent	Score	RPI	S	Opponent	Score
												136	A	Georgia St.	57 62
												149	A	South Fla.	39 88
												151	A	Charlotte	69 73
												177	H	UMES	52 64
												217	A	Florida	53 64
												220	H	N.C. A&T	48 72
												230	A	Howard	40 61
												230	H	Howard	76 63
												242	H	Liberty	81 76
												247	A	Jacksonville	58 56
												270	A	Norfolk St.	50 57
												270	H	Norfolk St.	65 58
												274	H	North Florida	76 60
												284	A	Ga. Southern	76 77
												296	A	Morgan St.	73 69
												305	N	Kennesaw St.	64 61
												318	H	FIU	68 57
												328	A	Coppin St.	71 65
												341	A	N.C. Central	67 50
												341	H	N.C. Central	72 54
												345	H	Delaware St.	67 55
LAST 12 Division I GAMES:															
				230	H	Howard	76 63					177	H	UMES	52 64
				270	H	Norfolk St.	65 58					345	H	Delaware St.	67 55
				220	H	N.C. A&T	48 72					270	A	Norfolk St.	50 57
				341	H	N.C. Central	72 54					230	A	Howard	40 61
				328	A	Coppin St.	71 65					341	A	N.C. Central	67 50
				296	A	Morgan St.	73 69					151	A	Charlotte	69 73

Non-Div I Games:	Flagler	74	59	Edward Waters	73	46
------------------	---------	----	----	---------------	----	----

Bethune-Cookman

Loss, Non-Conf, S Site, H Home A Away N Neutral

Binghamton

Through Games Of Feb. 15, 2019

Average RPI Win:	284	WON-LOST	WINNING	LAST 10	STRENGTH OF	OPP. STRENGTH	TEAM	ADJ.	CONF.	ADJ CONF.
Average RPI Loss:	172	RECORD	PCT. RANK	GAMES	SCHEDULE	OF SCHEDULE	RPI	RPI	RPI	RPI
DIV. I ONLY	8- 15	256	1- 0	192	292	256	256	23	23	
DIV. I NON-CONF.	3- 8	267	0- 0	95	254	246	246	25	25	
TOTALS	RPI 1-25	RPI 26-50	W-L RECORDS	RPI 51-100	RPI 101-150	RPI 150+				
8- 15	0- 2	0- 1	OVERALL	0- 1	1- 0	7- 11				
5- 6	0- 0	0- 0	HOME	0- 0	1- 0	4- 6				
3- 9	0- 2	0- 1	AWAY	0- 1	0- 0	3- 5				
0- 0	0- 0	0- 0	NEUTRAL	0- 0	0- 0	0- 0				
3- 8	0- 2	0- 1	NON-CONFERENCE	0- 0	0- 0	3- 5				
3- 2	0- 0	0- 0	HOME	0- 0	0- 0	3- 2				
0- 6	0- 2	0- 1	AWAY	0- 0	0- 0	0- 3				
0- 0	0- 0	0- 0	NEUTRAL	0- 0	0- 0	0- 0				
5- 7	0- 0	0- 0	CONFERENCE	0- 1	1- 0	4- 6				
2- 4	0- 0	0- 0	HOME	0- 0	1- 0	1- 4				
3- 3	0- 0	0- 0	AWAY	0- 1	0- 0	3- 2				
0- 0	0- 0	0- 0	NEUTRAL	0- 0	0- 0	0- 0				

RPI 1-25				RPI 26-50				RPI 51-100				RPI 101+ Team's RPI: 256			
RPI	S	Opponent	Score	RPI	S	Opponent	Score	RPI	S	Opponent	Score	RPI	S	Opponent	Score
1	A	Notre Dame	53 103	33	A	Ohio	49 86	74	A	Maine	66 95	106	H	Hartford	73 62
9	A	Marquette	40 93									153	H	Lehigh	55 65
												159	A	Stony Brook	53 68
												159	H	Stony Brook	56 65
												175	H	Rider	57 62
												203	A	Dartmouth	39 63
												233	A	Niagara	72 79
												234	A	Albany (NY)	56 61
												234	H	Albany (NY)	62 71
												260	H	Cornell	72 61
												268	H	Vermont	57 58
												292	H	Army West Point	60 47
												311	A	UMBC	58 46
												311	H	UMBC	67 45
												320	A	Lafayette	50 59
												321	A	New Hampshire	71 62
												321	H	New Hampshire	53 54
												326	A	UMass Lowell	70 50
												344	H	Fairleigh Dickinson	73 54
LAST 12 Division I GAMES:															
311	A	UMBC	58 46	326	A	UMass Lowell	70 50								
321	H	New Hampshire	53 54	268	H	Vermont	57 58								
159	A	Stony Brook	53 68	311	H	UMBC	67 45								
234	H	Albany (NY)	62 71	159	H	Stony Brook	56 65								
106	H	Hartford	73 62	321	A	New Hampshire	71 62								
74	A	Maine	66 95	234	A	Albany (NY)	56 61								

Non-Div I Games: Charleston (WV) 69 62 Caldwell 73 54

Binghamton

Loss, Non-Conf, S Site, H Home A Away N Neutral

Average RPI Win:	193	WON-LOST	WINNING	LAST 10	STRENGTH OF	OPP. STRENGTH	TEAM	ADJ.	CONF.	ADJ CONF.
Average RPI Loss:	59	RECORD	PCT. RANK	GAMES	SCHEDULE	OF SCHEDULE	RPI	RPI	RPI	RPI
DIV. I ONLY	18- 3	14	1- 0	229	83	55	55	15	15	
DIV. I NON-CONF.	7- 2	58	1- 0	176	12	61	61	13	13	
TOTALS	RPI 1-25	RPI 26-50	W-L RECORDS	RPI 51-100	RPI 101-150	RPI 150+				
18- 3	0- 1	1- 1	OVERALL	2- 0	2- 1	13- 0				
9- 1	0- 1	1- 0	HOME	0- 0	1- 0	7- 0				
6- 2	0- 0	0- 1	AWAY	0- 0	1- 1	5- 0				
3- 0	0- 0	0- 0	NEUTRAL	2- 0	0- 0	1- 0				
7- 2	0- 1	0- 0	NON-CONFERENCE	2- 0	0- 1	5- 0				
3- 1	0- 1	0- 0	HOME	0- 0	0- 0	3- 0				
1- 1	0- 0	0- 0	AWAY	0- 0	0- 1	1- 0				
3- 0	0- 0	0- 0	NEUTRAL	2- 0	0- 0	1- 0				
11- 1	0- 0	1- 1	CONFERENCE	0- 0	2- 0	8- 0				
6- 0	0- 0	1- 0	HOME	0- 0	1- 0	4- 0				
5- 1	0- 0	0- 1	AWAY	0- 0	1- 0	4- 0				
0- 0	0- 0	0- 0	NEUTRAL	0- 0	0- 0	0- 0				

RPI 1-25				RPI 26-50				RPI 51-100 Team's RPI: 55				RPI 101+			
RPI	S	Opponent	Score	RPI	S	Opponent	Score	RPI	S	Opponent	Score	RPI	S	Opponent	Score
3	H	Louisville	55 74	47	A	Wyoming	52 64	81	N	UNI	61 60	109	A	Fresno St.	72 60
				47	H	Wyoming	72 64	84	N	Idaho	91 85	109	H	Fresno St.	83 76
												127	A	Washington St.	71 95
												156	A	Washington	73 69
												164	H	CSUN	74 63
												181	H	Eastern Wash.	67 55
												199	A	UNLV	64 57
												202	A	San Diego St.	69 66
												215	N	Saint Francis (PA)	78 64
												240	A	Nevada	75 74
												240	H	Nevada	80 65
												259	H	Colorado St.	70 57
												267	H	Air Force	79 48
												282	H	Southern Utah	88 53
												317	A	San Jose St.	83 69
												317	H	San Jose St.	99 68
LAST 12 Division I GAMES:															
156	A	Washington	73 69	47	A	Wyoming	52 64								
109	H	Fresno St.	83 76	267	H	Air Force	79 48								
317	A	San Jose St.	83 69	109	A	Fresno St.	72 60								
199	A	UNLV	64 57	240	A	Nevada	75 74								
240	H	Nevada	80 65	317	H	San Jose St.	99 68								
259	H	Colorado St.	70 57	202	A	San Diego St.	69 66								

Non-Div I Games: Southern Ore. 91 46 Northwest Chrst. 93 26

Boise St.

■ Loss,
 ■ Non-Conf, S Site,
 ■ Home
 ■ Away
 N Neutral

Average RPI Win:	201	WON-LOST	WINNING	LAST 10	STRENGTH OF	OPP. STRENGTH	TEAM	ADJ.	CONF.	ADJ CONF.
Average RPI Loss:	43	RECORD	PCT. RANK	GAMES	SCHEDULE	OF SCHEDULE	RPI	RPI	RPI	RPI
DIV. I ONLY	14- 11	140	1- 0	62	60	105	105	1	1	
DIV. I NON-CONF.	11- 2	32	1- 0	218	306	101	101	1	1	
TOTALS	RPI 1-25	RPI 26-50	W-L RECORDS	RPI 51-100	RPI 101-150	RPI 150+				
14- 11	0- 6	0- 1	OVERALL	1- 2	4- 2	9- 0				
8- 7	0- 3	0- 1	HOME	1- 1	1- 2	6- 0				
4- 4	0- 3	0- 0	AWAY	0- 1	3- 0	1- 0				
2- 0	0- 0	0- 0	NEUTRAL	0- 0	0- 0	2- 0				
11- 2	0- 0	0- 0	NON-CONFERENCE	0- 0	2- 2	9- 0				
7- 2	0- 0	0- 0	HOME	0- 0	1- 2	6- 0				
2- 0	0- 0	0- 0	AWAY	0- 0	1- 0	1- 0				
2- 0	0- 0	0- 0	NEUTRAL	0- 0	0- 0	2- 0				
3- 9	0- 6	0- 1	CONFERENCE	1- 2	2- 0	0- 0				
1- 5	0- 3	0- 1	HOME	1- 1	0- 0	0- 0				
2- 4	0- 3	0- 0	AWAY	0- 1	2- 0	0- 0				
0- 0	0- 0	0- 0	NEUTRAL	0- 0	0- 0	0- 0				

RPI	S	Opponent	Score	RPI	S	Opponent	Score	RPI	S	Opponent	Score	RPI	S	Opponent	Score	Team's RPI: 105
1	A	Notre Dame	63 92	42	H	Georgia Tech	76 81	68	H	Virginia Tech	86 95	101	H	Minnesota	69 77	
1	H	Notre Dame	47 97					86	H	Duke	92 90	103	A	Houston	64 57	
7	H	NC State	69 85					100	A	Virginia	77 79	108	H	Providence	57 61	
8	A	Syracuse	69 96									119	A	Wake Forest	65 64	
18	H	Florida St.	71 91									122	A	Pittsburgh	59 55	
21	A	Miami (FL)	73 76									138	H	Boston U.	78 51	
												175	N	Rider	112 61	
												203	H	Dartmouth	99 68	
												207	H	Holy Cross	89 63	
												229	A	Rhode Island	88 64	
												236	H	Campbell	76 56	
												257	H	Columbia	74 60	
												302	N	Loyola Maryland	73 47	
												307	H	Bryant	83 46	
												329	H	Saint Peter's	89 57	
LAST 12 Division I GAMES:																
175	N	Rider	112 61	21	A	Miami (FL)	73 76									
1	H	Notre Dame	47 97	1	A	Notre Dame	63 92									
8	A	Syracuse	69 96	18	H	Florida St.	71 91									
100	A	Virginia	77 79	122	A	Pittsburgh	59 55									
68	H	Virginia Tech	86 95	119	A	Wake Forest	65 64									
86	H	Duke	92 90	7	H	NC State	69 85									

Non-Div I Games:

Boston College

■ Loss,
 ■ Non-Conf, S Site,
 ■ Home
 ■ Away
 N Neutral

Average RPI Win:	229	WON-LOST	WINNING	LAST 10	STRENGTH OF	OPP. STRENGTH	TEAM	ADJ.	CONF.	ADJ CONF.
Average RPI Loss:	145	RECORD	PCT. RANK	GAMES	SCHEDULE	OF SCHEDULE	RPI	RPI	RPI	RPI
DIV. I ONLY	12- 10	144	1- 0	153	234	138	138	18	18	
DIV. I NON-CONF.	4- 6	212	0- 0	224	225	230	230	22	22	
TOTALS	RPI 1-25	RPI 26-50	W-L RECORDS	RPI 51-100	RPI 101-150	RPI 150+				
12- 10	0- 0	1- 1	OVERALL	0- 2	1- 3	10- 4				
6- 3	0- 0	0- 1	HOME	0- 1	1- 0	5- 1				
6- 7	0- 0	1- 0	AWAY	0- 1	0- 3	5- 3				
0- 0	0- 0	0- 0	NEUTRAL	0- 0	0- 0	0- 0				
4- 6	0- 0	0- 0	NON-CONFERENCE	0- 1	1- 3	3- 2				
4- 0	0- 0	0- 0	HOME	0- 0	1- 0	3- 0				
0- 6	0- 0	0- 0	AWAY	0- 1	0- 3	0- 2				
0- 0	0- 0	0- 0	NEUTRAL	0- 0	0- 0	0- 0				
8- 4	0- 0	1- 1	CONFERENCE	0- 1	0- 0	7- 2				
2- 3	0- 0	0- 1	HOME	0- 1	0- 0	2- 1				
6- 1	0- 0	1- 0	AWAY	0- 0	0- 0	5- 1				
0- 0	0- 0	0- 0	NEUTRAL	0- 0	0- 0	0- 0				

RPI S	Opponent	Score	RPI S	Opponent	Score	RPI S	Opponent	Score	RPI S	Opponent	Score	Team's RPI: 138
39	A Bucknell	70 62	39	H Bucknell	58 62	87	A Northeastern	51 81	104	A Harvard	47 67	
						98	H American	51 64	105	A Boston College	51 78	
									144	H Delaware	72 61	
									145	A Marist	57 68	
									153	A Lehigh	52 48	
									153	H Lehigh	58 45	
									203	A Dartmouth	44 64	
									204	A Massachusetts	55 66	
									207	A Holy Cross	69 75	
									208	A Navy	49 35	
									251	H Brown	72 51	
									258	A Colgate	61 53	
									258	H Colgate	72 81	
									292	H Army West Point	63 51	
									302	A Loyola Maryland	64 62	
									307	H Bryant	67 65	
									320	A Lafayette	47 44	
									321	H New Hampshire	60 39	
LAST 12 Division I GAMES:												
258	A Colgate	61 53	207	A Holy Cross	69 75							
153	A Lehigh	52 48	258	H Colgate	72 81							
39	H Bucknell	58 62	153	H Lehigh	58 45							
320	A Lafayette	47 44	302	A Loyola Maryland	64 62							
208	A Navy	49 35	39	A Bucknell	70 62							
98	H American	51 64	292	H Army West Point	63 51							

Non-Div I Games:

Boston U.

■ Loss,
 ■ Non-Conf,
 ■ S Site,
 ■ H Home
 ■ A Away
 N Neutral

Bowling Green

Through Games Of Feb. 15, 2019

Average RPI Win:	229	WON-LOST	WINNING	LAST 10	STRENGTH OF	OPP. STRENGTH	TEAM	ADJ.	CONF.	ADJ CONF.
Average RPI Loss:	128	RECORD	PCT. RANK	GAMES	SCHEDULE	OF SCHEDULE	RPI	RPI	RPI	RPI
DIV. I ONLY	7- 14	261	1- 0	101	203	210	210	7	7	
DIV. I NON-CONF.	6- 4	125	0- 0	200	332	149	149	8	8	
TOTALS	RPI 1-25	RPI 26-50	W-L RECORDS	RPI 51-100	RPI 101-150	RPI 150+				
7- 14	0- 1	1- 1	OVERALL	0- 5	0- 1	6- 6				
5- 5	0- 0	1- 1	HOME	0- 3	0- 0	4- 1				
2- 8	0- 1	0- 0	AWAY	0- 2	0- 1	2- 4				
0- 1	0- 0	0- 0	NEUTRAL	0- 0	0- 0	0- 1				
6- 4	0- 1	0- 0	NON-CONFERENCE	0- 0	0- 0	6- 3				
4- 0	0- 0	0- 0	HOME	0- 0	0- 0	4- 0				
2- 3	0- 1	0- 0	AWAY	0- 0	0- 0	2- 2				
0- 1	0- 0	0- 0	NEUTRAL	0- 0	0- 0	0- 1				
1- 10	0- 0	1- 1	CONFERENCE	0- 5	0- 1	0- 3				
1- 5	0- 0	1- 1	HOME	0- 3	0- 0	0- 1				
0- 5	0- 0	0- 0	AWAY	0- 2	0- 1	0- 2				
0- 0	0- 0	0- 0	NEUTRAL	0- 0	0- 0	0- 0				

RPI 1-25				RPI 26-50				RPI 51-100				RPI 101+ Team's RPI: 210			
RPI	S	Opponent	Score	RPI	S	Opponent	Score	RPI	S	Opponent	Score	RPI	S	Opponent	Score
23	A	Michigan St.	69 99	32	H	Buffalo	78 72	59	H	Miami (OH)	75 82	139	A	Akron	71 74
				33	H	Ohio	79 82	72	A	Toledo	56 76	160	N	Mercer	63 76
								72	H	Toledo	65 79	174	A	Xavier	49 65
								99	A	Northern Ill.	47 88	192	A	Ball St.	70 77
								99	H	Northern Ill.	52 66	193	A	Coastal Caro.	80 81
												194	A	Eastern Mich.	74 81
												213	H	Marshall	99 76
												216	H	Robert Morris	61 60
												225	H	Loyola Chicago	88 74
												275	A	Canisius	74 53
												276	H	Western Mich.	82 84
												306	A	Valparaiso	79 72
												335	H	Detroit Mercy	79 73
LAST 12 Division I GAMES:															
				32	H	Buffalo	78 72	72	H	Toledo	65 79				
				59	H	Miami (OH)	75 82	99	H	Northern Ill.	52 66				
				99	A	Northern Ill.	47 88	139	A	Akron	71 74				
				72	A	Toledo	56 76	192	A	Ball St.	70 77				
				33	H	Ohio	79 82	276	H	Western Mich.	82 84				
				194	A	Eastern Mich.	74 81	306	A	Valparaiso	79 72				

Non-Div I Games: Davis & Elkins 63 28

Bowling Green

■ Loss,
 ■ Non-Conf,
 ■ S Site,
 ■ H Home
 ■ A Away
 N Neutral

Average RPI Win:	249	WON-LOST	WINNING	LAST 10	STRENGTH OF	OPP. STRENGTH	TEAM	ADJ.	CONF.	ADJ CONF.
Average RPI Loss:	117	RECORD	PCT. RANK	GAMES	SCHEDULE	OF SCHEDULE	RPI	RPI	RPI	RPI
DIV. I ONLY	16- 6	60	1- 0	327	165	162	162	13	13	
DIV. I NON-CONF.	9- 1	29	1- 0	347	222	142	142	14	14	
TOTALS	RPI 1-25	RPI 26-50	W-L RECORDS	RPI 51-100	RPI 101-150	RPI 150+				
16- 6	0- 1	0- 0	OVERALL	0- 3	1- 0	15- 2				
8- 3	0- 1	0- 0	HOME	0- 2	0- 0	8- 0				
7- 3	0- 0	0- 0	AWAY	0- 1	0- 0	7- 2				
1- 0	0- 0	0- 0	NEUTRAL	0- 0	1- 0	0- 0				
9- 1	0- 0	0- 0	NON-CONFERENCE	0- 1	1- 0	8- 0				
5- 0	0- 0	0- 0	HOME	0- 0	0- 0	5- 0				
3- 1	0- 0	0- 0	AWAY	0- 1	0- 0	3- 0				
1- 0	0- 0	0- 0	NEUTRAL	0- 0	1- 0	0- 0				
7- 5	0- 1	0- 0	CONFERENCE	0- 2	0- 0	7- 2				
3- 3	0- 1	0- 0	HOME	0- 2	0- 0	3- 0				
4- 2	0- 0	0- 0	AWAY	0- 0	0- 0	4- 2				
0- 0	0- 0	0- 0	NEUTRAL	0- 0	0- 0	0- 0				

RPI 1-25				RPI 26-50				RPI 51-100				RPI 101+ Team's RPI: 162			
RPI	S	Opponent	Score	RPI	S	Opponent	Score	RPI	S	Opponent	Score	RPI	S	Opponent	Score
20	H	Drake	63 92					65	A	Purdue	61 74	144	N	Delaware	59 47
								75	H	Missouri St.	56 68	152	A	Southern Ill.	55 62
								81	H	UNI	78 81	152	H	Southern Ill.	58 53
												170	A	Illinois St.	79 68
												187	A	Indiana St.	61 45
												187	H	Indiana St.	81 80
												218	H	Western Ill.	82 68
												219	H	Southeast Mo. St.	85 79
												225	A	Loyola Chicago	69 56
												277	H	Eastern Ill.	67 64
												278	A	Cleveland St.	67 65
												294	A	Fla. Atlantic	80 59
												299	H	Oakland	73 64
												306	A	Valparaiso	73 76
												315	A	Omaha	80 60
												334	A	Evansville	75 68
												334	H	Evansville	81 63
												348	H	Chicago St.	89 59
LAST 12 Division I GAMES:															
294	A	Fla. Atlantic	80 59	170	A	Illinois St.	79 68								
152	A	Southern Ill.	55 62	152	H	Southern Ill.	58 53								
334	H	Evansville	81 63	75	H	Missouri St.	56 68								
187	H	Indiana St.	81 80	187	A	Indiana St.	61 45								
225	A	Loyola Chicago	69 56	334	A	Evansville	75 68								
306	A	Valparaiso	73 76	81	H	UNI	78 81								

Non-Div I Games: Rockhurst 83 40

Bradley

■ Loss,
 ■ Non-Conf,
 ■ S Site,
 ■ H Home
 ■ A Away
 N Neutral

Average RPI Win:	265	WON-LOST	WINNING	LAST 10	STRENGTH OF	OPP. STRENGTH	TEAM	ADJ.	CONF.	ADJ CONF.
Average RPI Loss:	136	RECORD	PCT. RANK	GAMES	SCHEDULE	OF SCHEDULE	RPI	RPI	RPI	RPI
DIV. I ONLY	7- 14	261	0- 1	174	228	251	251	11	11	
DIV. I NON-CONF.	6- 8	199	0- 1	274	284	234	234	11	11	
<hr/>										
TOTALS	RPI 1-25	RPI 26-50	W-L RECORDS	RPI 51-100	RPI 101-150	RPI 150+				
7- 14	0- 0	0- 2	OVERALL	1- 5	0- 2	6- 5				
4- 5	0- 0	0- 1	HOME	1- 0	0- 1	3- 3				
2- 9	0- 0	0- 1	AWAY	0- 5	0- 1	2- 2				
1- 0	0- 0	0- 0	NEUTRAL	0- 0	0- 0	1- 0				
6- 8	0- 0	0- 2	NON-CONFERENCE	0- 2	0- 1	6- 3				
3- 2	0- 0	0- 1	HOME	0- 0	0- 0	3- 1				
2- 6	0- 0	0- 1	AWAY	0- 2	0- 1	2- 2				
1- 0	0- 0	0- 0	NEUTRAL	0- 0	0- 0	1- 0				
1- 6	0- 0	0- 0	CONFERENCE	1- 3	0- 1	0- 2				
1- 3	0- 0	0- 0	HOME	1- 0	0- 1	0- 2				
0- 3	0- 0	0- 0	AWAY	0- 3	0- 0	0- 0				
0- 0	0- 0	0- 0	NEUTRAL	0- 0	0- 0	0- 0				

B
r
o
w
nB
r
o
w
n

RPI 1-25				RPI 26-50				RPI 51-100				RPI 101+ Team's RPI: 251			
RPI	S	Opponent	Score	RPI	S	Opponent	Score	RPI	S	Opponent	Score	RPI	S	Opponent	Score
				28	A	Rutgers	52 73	62	A	Penn	43 83	104	H	Harvard	83 100
				39	H	Bucknell	78 91	74	A	Maine	96 102	138	A	Boston U.	51 72
								76	A	Yale	72 84	203	H	Dartmouth	61 81
								76	H	Yale	86 71	204	H	Massachusetts	61 90
								85	A	Princeton	74 93	207	A	Holy Cross	89 85
								99	A	Northern Ill.	102 109	229	A	Rhode Island	67 72
												260	H	Cornell	53 65
												293	H	Fairfield	68 49
												303	H	Central Conn. St.	68 63
												307	A	Bryant	57 75
												307	N	Bryant	84 68
												321	H	New Hampshire	76 70
												348	A	Chicago St.	90 65
LAST 12 Division I GAMES:															
				229	A	Rhode Island	67 72	76	A	Yale	72 84				
				260	H	Cornell	53 65	76	H	Yale	86 71				
				85	A	Princeton	74 93	28	A	Rutgers	52 73				
				62	A	Penn	43 83	99	A	Northern Ill.	102 109				
				104	H	Harvard	83 100	348	A	Chicago St.	90 65				
				203	H	Dartmouth	61 81	74	A	Maine	96 102				

Non-Div I Games: Johnson & Wales (RI)78 46 Adelphi 75 62

Brown

■ Loss,
 ■ Non-Conf,
 ■ S Site,
 ■ H Home
 ■ A Away
 N Neutral

Average RPI Win: 285	WON-LOST	WINNING	LAST 10	STRENGTH OF	OPP. STRENGTH	TEAM	ADJ.	CONF.	ADJ CONF.
Average RPI Loss: 197	RECORD	PCT. RANK	GAMES	SCHEDULE	OF SCHEDULE	RPI	RPI	RPI	RPI
DIV. I ONLY	6- 16	288	0- 1	277	317	307	307	31	31
DIV. I NON-CONF.	2- 9	297	0- 1	198	229	293	293	31	31
TOTALS	RPI 1-25	RPI 26-50	W-L RECORDS	RPI 51-100	RPI 101-150	RPI 150+			
6- 16	0- 0	0- 0	OVERALL	0- 2	0- 4	6- 10			
4- 4	0- 0	0- 0	HOME	0- 1	0- 0	4- 3			
2- 10	0- 0	0- 0	AWAY	0- 1	0- 3	2- 6			
0- 2	0- 0	0- 0	NEUTRAL	0- 0	0- 1	0- 1			
2- 9	0- 0	0- 0	NON-CONFERENCE	0- 2	0- 4	2- 3			
1- 2	0- 0	0- 0	HOME	0- 1	0- 0	1- 1			
1- 5	0- 0	0- 0	AWAY	0- 1	0- 3	1- 1			
0- 2	0- 0	0- 0	NEUTRAL	0- 0	0- 1	0- 1			
4- 7	0- 0	0- 0	CONFERENCE	0- 0	0- 0	4- 7			
3- 2	0- 0	0- 0	HOME	0- 0	0- 0	3- 2			
1- 5	0- 0	0- 0	AWAY	0- 0	0- 0	1- 5			
0- 0	0- 0	0- 0	NEUTRAL	0- 0	0- 0	0- 0			

RPI S	Opponent	Score	RPI S	Opponent	Score	RPI S	Opponent	Score	RPI S	Opponent	Score	Team's RPI: 307
						63	A West Virginia	48 94	105	A Boston College	46 83	
						74	H Maine	57 74	106	A Hartford	57 67	
									108	N Providence	64 72	
									138	A Boston U.	65 67	
									207	H Holy Cross	62 81	
									215	A Saint Francis (PA)	66 78	
									215	H Saint Francis (PA)	66 63	
									216	A Robert Morris	56 59	
									216	H Robert Morris	57 60	
									226	A Sacred Heart	48 49	
									251	H Brown	75 57	
									251	N Brown	68 84	
									263	A Mt. St. Mary's	73 68	
									264	H St. Francis Brooklyn	55 60	
									303	A Central Conn. St.	65 66	
									303	H Central Conn. St.	72 60	
									321	A New Hampshire	74 79	
									326	A UMass Lowell	58 57	
									344	A Fairleigh Dickinson	53 63	
									351	H LIU Brooklyn	69 62	
LAST 12 Division I GAMES:												
108	N	Providence	64	72	215	H	Saint Francis (PA)	66	63			
215	A	Saint Francis (PA)	66	78	216	H	Robert Morris	57	60			
216	A	Robert Morris	56	59	226	A	Sacred Heart	48	49			
303	A	Central Conn. St.	65	66	263	A	Mt. St. Mary's	73	68			
344	A	Fairleigh Dickinson	53	63	264	H	St. Francis Brooklyn	55	60			
303	H	Central Conn. St.	72	60	351	H	LIU Brooklyn	69	62			

Non-Div I Games:

Bryant

Average RPI Win:	217	WON-LOST	WINNING	LAST 10	STRENGTH OF	OPP. STRENGTH	TEAM	ADJ.	CONF.	ADJ CONF.
Average RPI Loss:	59	RECORD	PCT. RANK	GAMES	SCHEDULE	OF SCHEDULE	RPI	RPI	RPI	RPI
DIV. I ONLY	20- 4	17	1- 0	136	204	39	39	18	18	
DIV. I NON-CONF.	9- 3	61	0- 0	103	133	32	32	22	22	
TOTALS	RPI 1-25	RPI 26-50	W-L RECORDS	RPI 51-100	RPI 101-150	RPI 150+				
20- 4	0- 2	0- 0	OVERALL	2- 1	2- 1	16- 0				
8- 1	0- 0	0- 0	HOME	2- 0	1- 1	5- 0				
10- 3	0- 2	0- 0	AWAY	0- 1	1- 0	9- 0				
2- 0	0- 0	0- 0	NEUTRAL	0- 0	0- 0	2- 0				
9- 3	0- 2	0- 0	NON-CONFERENCE	1- 1	1- 0	7- 0				
4- 0	0- 0	0- 0	HOME	1- 0	1- 0	2- 0				
3- 3	0- 2	0- 0	AWAY	0- 1	0- 0	3- 0				
2- 0	0- 0	0- 0	NEUTRAL	0- 0	0- 0	2- 0				
11- 1	0- 0	0- 0	CONFERENCE	1- 0	1- 1	9- 0				
4- 1	0- 0	0- 0	HOME	1- 0	0- 1	3- 0				
7- 0	0- 0	0- 0	AWAY	0- 0	1- 0	6- 0				
0- 0	0- 0	0- 0	NEUTRAL	0- 0	0- 0	0- 0				

RPI 1-25				RPI 26-50		Team's RPI: 39		RPI 51-100				RPI 101+			
RPI	S	Opponent	Score	RPI	S	Opponent	Score	RPI	S	Opponent	Score	RPI	S	Opponent	Score
8	A	Syracuse	56 70					64	H	Quinnipiac	75 58	114	H	Youngstown St.	73 68
11	A	Iowa St.	61 86					80	A	Drexel	42 64	138	A	Boston U.	62 58
								98	H	American	71 56	138	H	Boston U.	62 70
												153	A	Lehigh	73 68
												153	H	Lehigh	71 53
												175	H	Rider	80 59
												204	N	Massachusetts	77 58
												207	H	Holy Cross	75 71
												208	A	Navy	77 43
												231	A	St. Bonaventure	77 46
												239	A	Monmouth	70 32
												251	A	Brown	91 78
												258	A	Colgate	90 62
												292	A	Army West Point	66 52
												293	N	Fairfield	77 54
												302	A	Loyola Maryland	75 57
												320	A	Lafayette	56 47
												320	H	Lafayette	75 43
												323	H	Iona	81 43
LAST 12 Division I GAMES:															
153	A	Lehigh	73 68	258	A	Colgate	90 62								
320	H	Lafayette	75 43	153	H	Lehigh	71 53								
138	A	Boston U.	62 58	320	A	Lafayette	56 47								
208	A	Navy	77 43	292	A	Army West Point	66 52								
207	H	Holy Cross	75 71	138	H	Boston U.	62 70								
302	A	Loyola Maryland	75 57	98	H	American	71 56								

Non-Div I Games:

Bucknell

■ Loss,
■ Non-Conf, S Site,
■ Home
■ Away
N Neutral

Buffalo

Through Games Of Feb. 15, 2019

Through Games of Feb. 19, 1919

Average RPI Win: 166	WON-LOST	WINNING	LAST 10	STRENGTH OF	OPP. STRENGTH	TEAM	ADJ.	CONF.	ADJ CONF.
Average RPI Loss: 66	RECORD	PCT. RANK	GAMES	SCHEDULE	OF SCHEDULE	RPI	RPI	RPI	RPI
DIV. I ONLY	16- 6	60	0- 1	53	93	32	32	7	7
DIV. I NON-CONF.	8- 3	72	0- 0	89	78	36	36	8	8
TOTALS	RPI 1-25	RPI 26-50	W-L RECORDS	RPI 51-100	RPI 101-150	RPI 150+			
16- 6	0- 2	1- 2	OVERALL	5- 0	1- 1	9- 1			
7- 2	0- 1	0- 1	HOME	3- 0	1- 0	3- 0			
7- 4	0- 1	0- 1	AWAY	1- 0	0- 1	6- 1			
2- 0	0- 0	1- 0	NEUTRAL	1- 0	0- 0	0- 0			
8- 3	0- 2	1- 0	NON-CONFERENCE	1- 0	0- 1	6- 0			
2- 1	0- 1	0- 0	HOME	0- 0	0- 0	2- 0			
4- 2	0- 1	0- 0	AWAY	0- 0	0- 1	4- 0			
2- 0	0- 0	1- 0	NEUTRAL	1- 0	0- 0	0- 0			
8- 3	0- 0	0- 2	CONFERENCE	4- 0	1- 0	3- 1			
5- 1	0- 0	0- 1	HOME	3- 0	1- 0	1- 0			
3- 2	0- 0	0- 1	AWAY	1- 0	0- 0	2- 1			
0- 0	0- 0	0- 0	NEUTRAL	0- 0	0- 0	0- 0			

RPI 1-25				RPI 26-50				Team's RPI: 32				RPI 51-100				RPI 101+			
RPI	S	Opponent	Score	RPI	S	Opponent	Score	RPI	S	Opponent	Score	RPI	S	Opponent	Score	RPI	S	Opponent	Score
4	A	Oregon	82 102	26	A	Central Mich.	65 76	59	A	Miami (OH)	66 59	116	A	Dayton	59 72				
5	H	Stanford	55 62	29	N	South Dakota St.	61 55	72	H	Toledo	73 63	139	H	Akron	91 72				
				33	H	Ohio	71 74	79	H	Kent St.	75 66	177	A	UMES	69 63				
								91	N	Georgetown	73 64	192	H	Ball St.	77 65				
								99	H	Northern Ill.	93 64	194	A	Eastern Mich.	91 84				
												203	A	Dartmouth	75 69				
												210	A	Bowling Green	72 78				
												231	H	St. Bonaventure	90 43				
												233	H	Niagara	88 61				
												275	A	Canisius	84 66				
												276	A	Western Mich.	61 59				
												303	A	Central Conn. St.	82 69				
LAST 12 Division I GAMES:																			
210	A	Bowling Green	72 78	276	A	Western Mich.	61 59												
79	H	Kent St.	75 66	192	H	Ball St.	77 65												
72	H	Toledo	73 63	59	A	Miami (OH)	66 59												
26	A	Central Mich.	65 76	194	A	Eastern Mich.	91 84												
99	H	Northern Ill.	93 64	33	H	Ohio	71 74												
139	H	Akron	91 72	231	H	St. Bonaventure	90 43												

Non-Div I Games:

Buffalo

■ Loss,
■ Non-Conf, S Site,
■ Home
■ Away
N Neutral

Average RPI Win: 163	WON-LOST	WINNING	LAST 10	STRENGTH OF	OPP. STRENGTH	TEAM	ADJ.	CONF.	ADJ CONF.
Average RPI Loss: 63	RECORD	PCT. RANK	GAMES	SCHEDULE	OF SCHEDULE	RPI	RPI	RPI	RPI
DIV. I ONLY	19- 5	32	1- 0	128	74	45	45	6	6
DIV. I NON-CONF.	10- 1	17	0- 0	261	182	54	54	4	4
TOTALS	RPI 1-25	RPI 26-50	W-L RECORDS	RPI 51-100	RPI 101-150	RPI 150+			
19- 5	0- 1	1- 2	OVERALL	4- 0	4- 2	10- 0			
11- 2	0- 1	0- 1	HOME	1- 0	2- 0	8- 0			
6- 3	0- 0	1- 1	AWAY	2- 0	2- 2	1- 0			
2- 0	0- 0	0- 0	NEUTRAL	1- 0	0- 0	1- 0			
10- 1	0- 0	0- 1	NON-CONFERENCE	1- 0	1- 0	8- 0			
7- 0	0- 0	0- 0	HOME	0- 0	0- 0	7- 0			
1- 1	0- 0	0- 1	AWAY	0- 0	1- 0	0- 0			
2- 0	0- 0	0- 0	NEUTRAL	1- 0	0- 0	1- 0			
9- 4	0- 1	1- 1	CONFERENCE	3- 0	3- 2	2- 0			
4- 2	0- 1	0- 1	HOME	1- 0	2- 0	1- 0			
5- 2	0- 0	1- 0	AWAY	2- 0	1- 2	1- 0			
0- 0	0- 0	0- 0	NEUTRAL	0- 0	0- 0	0- 0			

RPI 1-25				RPI 26-50				Team's RPI: 45		RPI 51-100				RPI 101+			
RPI	S	Opponent	Score	RPI	S	Opponent	Score	RPI	S	Opponent	Score	RPI	S	Opponent	Score		
9	H	Marquette	58 87	31	H	DePaul	78 86	90	N	Ohio St.	66 53	108	A	Providence	68 74		
				41	A	Villanova	63 55	91	A	Georgetown	59 50	118	A	Creighton	75 43		
				44	A	Indiana	46 66	95	A	St. John's (NY)	73 68	118	H	Creighton	66 46		
								95	H	St. John's (NY)	66 45	125	A	Seton Hall	62 83		
												125	H	Seton Hall	62 59		
												139	A	Akron	63 47		
												170	H	Illinois St.	58 56		
												174	A	Xavier	63 41		
												174	H	Xavier	63 38		
												187	H	Indiana St.	72 49		
												192	H	Ball St.	64 47		
												194	N	Eastern Mich.	73 63		
												218	H	Western Ill.	92 51		
												277	H	Eastern Ill.	72 37		
												279	H	Murray St.	86 65		
												326	H	UMass Lowell	89 36		
LAST 12 Division I GAMES:																	
118	H	Creighton	66 46	118	A	Creighton	75 43										
174	H	Xavier	63 38	108	A	Providence	68 74										
125	A	Seton Hall	62 83	174	A	Xavier	63 41										
95	A	St. John's (NY)	73 68	95	H	St. John's (NY)	66 45										
9	H	Marquette	58 87	125	H	Seton Hall	62 59										
31	H	DePaul	78 86	91	A	Georgetown	59 50										

Non-Div I Games:

Butler

■ Loss,
 ■ Non-Conf,
 ■ S Site,
 ■ H Home
 ■ A Away
 N Neutral

CSU Bakersfield

Through Games Of Feb. 15, 2019

Average RPI Win:	275	WON-LOST	WINNING	LAST 10	STRENGTH OF	OPP. STRENGTH	TEAM	ADJ.	CONF.	ADJ CONF.
Average RPI Loss:	213	RECORD	PCT. RANK	GAMES	SCHEDULE	OF SCHEDULE	RPI	RPI	RPI	RPI
DIV. I ONLY	8- 14	248	1- 0	323	310	280	280	30	30	
DIV. I NON-CONF.	2- 9	297	0- 0	296	240	317	317	30	30	
TOTALS	RPI 1-25	RPI 26-50	W-L RECORDS	RPI 51-100	RPI 101-150	RPI 150+				
8- 14	0- 0	0- 1	OVERALL	1- 0	0- 0	7- 13				
3- 3	0- 0	0- 0	HOME	1- 0	0- 0	2- 3				
5- 11	0- 0	0- 1	AWAY	0- 0	0- 0	5- 10				
0- 0	0- 0	0- 0	NEUTRAL	0- 0	0- 0	0- 0				
2- 9	0- 0	0- 1	NON-CONFERENCE	1- 0	0- 0	1- 8				
1- 1	0- 0	0- 0	HOME	1- 0	0- 0	0- 1				
1- 8	0- 0	0- 1	AWAY	0- 0	0- 0	1- 7				
0- 0	0- 0	0- 0	NEUTRAL	0- 0	0- 0	0- 0				
6- 5	0- 0	0- 0	CONFERENCE	0- 0	0- 0	6- 5				
2- 2	0- 0	0- 0	HOME	0- 0	0- 0	2- 2				
4- 3	0- 0	0- 0	AWAY	0- 0	0- 0	4- 3				
0- 0	0- 0	0- 0	NEUTRAL	0- 0	0- 0	0- 0				

RPI 1-25			RPI 26-50			RPI 51-100			RPI 101+			Team's RPI: 280
RPI	S	Opponent	Score	RPI	S	Opponent	Score	RPI	S	Opponent	Score	
				27	A	Oregon St.	52 92	77	H	Wright St.	76 74	
								155	A	New Mexico St.	48 61	
								155	H	New Mexico St.	59 61	
								161	A	UC Irvine	78 85	
								163	H	UC Riverside	67 79	
								173	A	North Texas	59 71	
								221	A	SMU	43 49	
								222	A	UTRGV	56 64	
								222	H	UTRGV	68 63	
								228	A	UMKC	67 57	
								250	A	Cal St. Fullerton	56 64	
								262	H	California Baptist	45 68	
								269	A	UTEP	47 53	
								286	A	Utah Valley	70 78	
								295	A	UC Santa Barbara	56 48	
								315	A	Omaha	46 53	
								317	A	San Jose St.	72 82	
								338	A	Grand Canyon	59 46	
								342	A	Seattle U	70 60	
								348	A	Chicago St.	67 56	
								348	H	Chicago St.	80 47	
LAST 12 Division I GAMES:												
348	H	Chicago St.	80 47	228	A	UMKC	67 57					
222	A	UTRGV	56 64	155	H	New Mexico St.	59 61					
155	A	New Mexico St.	48 61	222	H	UTRGV	68 63					
338	A	Grand Canyon	59 46	286	A	Utah Valley	70 78					
262	H	California Baptist	45 68	342	A	Seattle U	70 60					
348	A	Chicago St.	67 56	163	H	UC Riverside	67 79					

Non-Div I Games: Whittier 74 46 Westcliff 91 37

CSU Bakersfield

Loss, Non-Conf, S Site, H Home A Away N Neutral

Average RPI Win:	245	WON-LOST	WINNING	LAST 10	STRENGTH OF	OPP. STRENGTH	TEAM	ADJ.	CONF.	ADJ CONF.
Average RPI Loss:	91	RECORD	PCT. RANK	GAMES	SCHEDULE	OF SCHEDULE	RPI	RPI	RPI	RPI
DIV. I ONLY	12- 12	163	0- 1	170	132	164	164	22	22	
DIV. I NON-CONF.	6- 8	199	0- 1	126	40	155	155	20	20	
TOTALS	RPI 1-25	RPI 26-50	W-L RECORDS	RPI 51-100	RPI 101-150	RPI 150+				
12- 12	0- 2	0- 1	OVERALL	0- 5	1- 2	11- 2				
8- 3	0- 0	0- 0	HOME	0- 1	1- 2	7- 0				
4- 9	0- 2	0- 1	AWAY	0- 4	0- 0	4- 2				
0- 0	0- 0	0- 0	NEUTRAL	0- 0	0- 0	0- 0				
6- 8	0- 2	0- 1	NON-CONFERENCE	0- 3	1- 2	5- 0				
4- 2	0- 0	0- 0	HOME	0- 0	1- 2	3- 0				
2- 6	0- 2	0- 1	AWAY	0- 3	0- 0	2- 0				
0- 0	0- 0	0- 0	NEUTRAL	0- 0	0- 0	0- 0				
6- 4	0- 0	0- 0	CONFERENCE	0- 2	0- 0	6- 2				
4- 1	0- 0	0- 0	HOME	0- 1	0- 0	4- 0				
2- 3	0- 0	0- 0	AWAY	0- 1	0- 0	2- 2				
0- 0	0- 0	0- 0	NEUTRAL	0- 0	0- 0	0- 0				

RPI 1-25				RPI 26-50				RPI 51-100				RPI 101+ Team's RPI: 164			
RPI	S	Opponent	Score	RPI	S	Opponent	Score	RPI	S	Opponent	Score	RPI	S	Opponent	Score
5	A	Stanford	43 69	40	A	California	42 67	52	A	Southern California	42 58	104	H	Harvard	55 75
20	A	Drake	63 73					55	A	Boise St.	63 74	113	H	Loyola Marymount	53 72
								82	A	UC Davis	54 70	127	H	Washington St.	65 52
								82	H	UC Davis	49 60	161	A	UC Irvine	61 65
								84	A	Idaho	73 88	163	H	UC Riverside	69 56
												189	A	Santa Clara	53 38
												202	H	San Diego St.	77 74
												244	A	Hawaii	49 29
												250	H	Cal St. Fullerton	74 44
												262	H	California Baptist	73 67
												266	A	Long Beach St.	51 37
												295	A	UC Santa Barbara	60 61
												295	H	UC Santa Barbara	73 65
												313	H	Cal Poly	68 52
												315	A	Omaha	64 52
												317	H	San Jose St.	76 40
LAST 12 Division I GAMES:															
104	H	Harvard	55 75	82	H	UC Davis	49 60								
313	H	Cal Poly	68 52	163	H	UC Riverside	69 56								
295	A	UC Santa Barbara	60 61	244	A	Hawaii	49 29								
82	A	UC Davis	54 70	161	A	UC Irvine	61 65								
250	H	Cal St. Fullerton	74 44	295	H	UC Santa Barbara	73 65								
266	A	Long Beach St.	51 37	5	A	Stanford	43 69								

Non-Div I Games:

CSUN

■ Loss,
 ■ Non-Conf,
 ■ S Site,
 ■ Home
 ■ A Away
 N Neutral

Average RPI Win:	271	WON-LOST	WINNING	LAST 10	STRENGTH OF	OPP. STRENGTH	TEAM	ADJ.	CONF.	ADJ CONF.
Average RPI Loss:	161	RECORD	PCT. RANK	GAMES	SCHEDULE	OF SCHEDULE	RPI	RPI	RPI	RPI
DIV. I ONLY	4- 16	318	0- 1	242	184	313	313	22	22	
DIV. I NON-CONF.	2- 8	293	0- 0	251	60	295	295	20	20	
TOTALS	RPI 1-25	RPI 26-50	W-L RECORDS	RPI 51-100	RPI 101-150	RPI 150+				
4- 16	0- 0	0- 3	OVERALL	0- 1	0- 2	4- 10				
3- 6	0- 0	0- 1	HOME	0- 1	0- 1	3- 3				
1- 9	0- 0	0- 2	AWAY	0- 0	0- 1	1- 6				
0- 1	0- 0	0- 0	NEUTRAL	0- 0	0- 0	0- 1				
2- 8	0- 0	0- 3	NON-CONFERENCE	0- 0	0- 2	2- 3				
1- 3	0- 0	0- 1	HOME	0- 0	0- 1	1- 1				
1- 4	0- 0	0- 2	AWAY	0- 0	0- 1	1- 1				
0- 1	0- 0	0- 0	NEUTRAL	0- 0	0- 0	0- 1				
2- 8	0- 0	0- 0	CONFERENCE	0- 1	0- 0	2- 7				
2- 3	0- 0	0- 0	HOME	0- 1	0- 0	2- 2				
0- 5	0- 0	0- 0	AWAY	0- 0	0- 0	0- 5				
0- 0	0- 0	0- 0	NEUTRAL	0- 0	0- 0	0- 0				

RPI S	Opponent	Score	RPI S	Opponent	Score	RPI S	Opponent	Score	RPI S	Opponent	Score	Team's RPI: 313
27	A Oregon St.	54 79	82	H UC Davis	61 85	109	A Fresno St.	58 76				
43	A UCLA	35 81				117	H Pepperdine	63 70				
48	H Saint Mary's (CA)	51 69				161	A UC Irvine	57 73				
						161	H UC Irvine	59 75				
						164	A CSUN	52 68				
						181	H Eastern Wash.	59 55				
						188	H Illinois	51 74				
						224	A Sacramento St.	85 88				
						243	N San Francisco	62 65				
						244	A Hawaii	52 70				
						244	H Hawaii	54 71				
						250	A Cal St. Fullerton	64 78				
						266	A Long Beach St.	58 61				
						266	H Long Beach St.	66 59				
						295	H UC Santa Barbara	75 67				
						342	A Seattle U	60 50				
LAST 12 Division I GAMES:												
164	A CSUN	52 68	250	A Cal St. Fullerton	64 78							
82	H UC Davis	61 85	266	A Long Beach St.	58 61							
266	H Long Beach St.	66 59	295	H UC Santa Barbara	75 67							
244	A Hawaii	52 70	161	H UC Irvine	59 75							
161	A UC Irvine	57 73	43	A UCLA	35 81							
244	H Hawaii	54 71	342	A Seattle U	60 50							

Non-Div I Games: Academy of Art 87 65

Cal Poly

■ Loss,
 ■ Non-Conf,
 ■ S Site,
 ■ H Home
 ■ A Away
 N Neutral

Average RPI Win:	281	WON-LOST	WINNING	LAST 10	STRENGTH OF	OPP. STRENGTH	TEAM	ADJ.	CONF.	ADJ CONF.
Average RPI Loss:	156	RECORD	PCT. RANK	GAMES	SCHEDULE	OF SCHEDULE	RPI	RPI	RPI	RPI
DIV. I ONLY	10- 11	185	0- 1	305	254	250	250	22	22	
DIV. I NON-CONF.	7- 5	132	0- 0	325	267	235	235	20	20	
TOTALS	RPI 1-25	RPI 26-50	W-L RECORDS	RPI 51-100	RPI 101-150	RPI 150+				
10- 11	0- 0	0- 0	OVERALL	0- 3	0- 0	10- 8				
5- 5	0- 0	0- 0	HOME	0- 2	0- 0	5- 3				
5- 6	0- 0	0- 0	AWAY	0- 1	0- 0	5- 5				
0- 0	0- 0	0- 0	NEUTRAL	0- 0	0- 0	0- 0				
7- 5	0- 0	0- 0	NON-CONFERENCE	0- 1	0- 0	7- 4				
3- 3	0- 0	0- 0	HOME	0- 1	0- 0	3- 2				
4- 2	0- 0	0- 0	AWAY	0- 0	0- 0	4- 2				
0- 0	0- 0	0- 0	NEUTRAL	0- 0	0- 0	0- 0				
3- 6	0- 0	0- 0	CONFERENCE	0- 2	0- 0	3- 4				
2- 2	0- 0	0- 0	HOME	0- 1	0- 0	2- 1				
1- 4	0- 0	0- 0	AWAY	0- 1	0- 0	1- 3				
0- 0	0- 0	0- 0	NEUTRAL	0- 0	0- 0	0- 0				

RPI S	Opponent	Score	RPI S	Opponent	Score	RPI S	Opponent	Score	RPI S	Opponent	Score	Team's RPI: 250
						82	A UC Davis	51 75	156	A Washington	74 83	
						82	H UC Davis	39 75	161	A UC Irvine	61 65	
						88	H Pacific	64 72	163	A UC Riverside	59 62	
									164	A CSUN	44 74	
									167	A Portland	74 83	
									189	H Santa Clara	60 64	
									202	H San Diego St.	72 83	
									203	H Dartmouth	67 62	
									244	H Hawaii	72 68	
									257	A Columbia	61 58	
									262	A California Baptist	79 65	
									266	H Long Beach St.	53 59	
									280	H CSU Bakersfield	64 56	
									286	H Utah Valley	56 55	
									295	A UC Santa Barbara	59 52	
									313	H Cal Poly	78 64	
									329	A Saint Peter's	69 45	
									342	A Seattle U	57 54	
LAST 12 Division I GAMES:												
161	A	UC Irvine	61	65	313	H	Cal Poly	78	64			
163	A	UC Riverside	59	62	82	A	UC Davis	51	75			
266	H	Long Beach St.	53	59	244	H	Hawaii	72	68			
164	A	CSUN	44	74	286	H	Utah Valley	56	55			
82	H	UC Davis	39	75	88	H	Pacific	64	72			
295	A	UC Santa Barbara	59	52	329	A	Saint Peter's	69	45			

Non-Div I Games: Antelope Valley 77 65

Cal St. Fullerton

■ Loss,
■ Non-Conf,
■ S Site,
■ H Home
■ A Away
N Neutral

California

Through Games Of Feb. 15, 2019

Average RPI Win:	124	WON-LOST	WINNING	LAST 10	STRENGTH OF	OPP. STRENGTH	TEAM	ADJ.	CONF.	ADJ CONF.
Average RPI Loss:	39	RECORD	PCT. RANK	GAMES	SCHEDULE	OF SCHEDULE	RPI	RPI	RPI	RPI
DIV. I ONLY	14- 10	125	0- 1	15	10	40	40	2	2	
DIV. I NON-CONF.	9- 2	43	0- 0	58	38	25	25	2	2	
TOTALS	RPI 1-25	RPI 26-50	W-L RECORDS	RPI 51-100	RPI 101-150	RPI 150+				
14- 10	1- 4	2- 2	OVERALL	2- 3	5- 1	4- 0				
7- 5	1- 2	0- 2	HOME	1- 0	2- 1	3- 0				
5- 5	0- 2	2- 0	AWAY	0- 3	2- 0	1- 0				
2- 0	0- 0	0- 0	NEUTRAL	1- 0	1- 0	0- 0				
9- 2	0- 1	2- 0	NON-CONFERENCE	1- 0	3- 1	3- 0				
3- 2	0- 1	0- 0	HOME	0- 0	1- 1	2- 0				
4- 0	0- 0	2- 0	AWAY	0- 0	1- 0	1- 0				
2- 0	0- 0	0- 0	NEUTRAL	1- 0	1- 0	0- 0				
5- 8	1- 3	0- 2	CONFERENCE	1- 3	2- 0	1- 0				
4- 3	1- 1	0- 2	HOME	1- 0	1- 0	1- 0				
1- 5	0- 2	0- 0	AWAY	0- 3	1- 0	0- 0				
0- 0	0- 0	0- 0	NEUTRAL	0- 0	0- 0	0- 0				

RPI 1-25				RPI 26-50				Team's RPI: 40				RPI 51-100				RPI 101+			
RPI	S	Opponent	Score	RPI	S	Opponent	Score	RPI	S	Opponent	Score	RPI	S	Opponent	Score	RPI	S	Opponent	Score
4	H	Oregon	82 105	27	H	Oregon St.	74 82	52	A	Southern California	76 86	103	H	Houston	80 79				
5	A	Stanford	50 75	36	A	BYU	70 52	52	H	Southern California	66 59	104	H	Harvard	79 85				
5	H	Stanford	81 80	43	H	UCLA	79 84	58	A	Utah	74 87	127	H	Washington St.	77 63				
6	H	UConn	66 76	48	A	Saint Mary's (CA)	81 78	73	A	Arizona	55 60	131	N	Tulane	65 57				
16	A	Arizona St.	61 62					88	N	Pacific	81 69	137	A	Penn St.	75 58				

Average RPI Win:	284	WON-LOST	WINNING	LAST 10	STRENGTH OF	OPP. STRENGTH	TEAM	ADJ.	CONF.	ADJ CONF.
Average RPI Loss:	192	RECORD	PCT. RANK	GAMES	SCHEDULE	OF SCHEDULE	RPI	RPI	RPI	RPI
DIV. I ONLY	9- 10	191	1- 0	332	308	262	262	30	30	
DIV. I NON-CONF.	3- 6	241	0- 0	252	227	256	256	30	30	
TOTALS	RPI 1-25	RPI 26-50	W-L RECORDS	RPI 51-100	RPI 101-150	RPI 150+				
9- 10	0- 0	0- 1	OVERALL	0- 1	0- 0	9- 8				
4- 3	0- 0	0- 0	HOME	0- 1	0- 0	4- 2				
5- 6	0- 0	0- 0	AWAY	0- 0	0- 0	5- 6				
0- 1	0- 0	0- 1	NEUTRAL	0- 0	0- 0	0- 0				
3- 6	0- 0	0- 1	NON-CONFERENCE	0- 1	0- 0	3- 4				
1- 2	0- 0	0- 0	HOME	0- 1	0- 0	1- 1				
2- 3	0- 0	0- 0	AWAY	0- 0	0- 0	2- 3				
0- 1	0- 0	0- 1	NEUTRAL	0- 0	0- 0	0- 0				
6- 4	0- 0	0- 0	CONFERENCE	0- 0	0- 0	6- 4				
3- 1	0- 0	0- 0	HOME	0- 0	0- 0	3- 1				
3- 3	0- 0	0- 0	AWAY	0- 0	0- 0	3- 3				
0- 0	0- 0	0- 0	NEUTRAL	0- 0	0- 0	0- 0				

RPI S	Opponent	Score	RPI S	Opponent	Score	RPI S	Opponent	Score	RPI S	Opponent	Score	Team's RPI: 262
36 N	BYU	69 76	93 H	Idaho St.	57 72	155 A	New Mexico St.	69 76				
						163 H	UC Riverside	65 57				
						164 A	CSUN	67 73				
						202 A	San Diego St.	67 83				
						222 A	UTRGV	56 60				
						228 A	UMKC	95 92				
						228 H	UMKC	74 78				
						235 A	Northern Ariz.	88 91				
						250 H	Cal St. Fullerton	65 79				
						266 A	Long Beach St.	85 83				
						280 A	CSU Bakersfield	68 45				
						286 H	Utah Valley	83 54				
						295 A	UC Santa Barbara	76 64				
						338 A	Grand Canyon	71 75				
						342 H	Seattle U	100 83				
						348 A	Chicago St.	93 67				
						348 H	Chicago St.	89 52				
LAST 12 Division I GAMES:												
228 A	UMKC	95 92	348 H	Chicago St.	89 52							
348 A	Chicago St.	93 67	228 H	UMKC	74 78							
342 H	Seattle U	100 83	222 A	UTRGV	56 60							
286 H	Utah Valley	83 54	155 A	New Mexico St.	69 76							
338 A	Grand Canyon	71 75	295 A	UC Santa Barbara	76 64							
280 A	CSU Bakersfield	68 45	163 H	UC Riverside	65 57							

Non-Div I Games: La Sierra 91 44 Notre Dame de Namur 80 47 Fresno Pacific 93 71 Westcliff 133 43
California Baptist

Average RPI Win:	296	WON-LOST	WINNING	LAST 10	STRENGTH OF	OPP. STRENGTH	TEAM	ADJ.	CONF.	ADJ CONF.
Average RPI Loss:	168	RECORD	PCT. RANK	GAMES	SCHEDULE	OF SCHEDULE	RPI	RPI	RPI	RPI
DIV. I ONLY	12- 9	131	1- 0	325	309	236	236	28	28	
DIV. I NON-CONF.	6- 3	91	1- 0	333	296	218	218	29	29	
TOTALS	RPI 1-25	RPI 26-50	W-L RECORDS	RPI 51-100	RPI 101-150	RPI 150+				
12- 9	0- 0	0- 0	OVERALL	0- 2	0- 2	12- 5				
6- 5	0- 0	0- 0	HOME	0- 2	0- 0	6- 3				
5- 4	0- 0	0- 0	AWAY	0- 0	0- 2	5- 2				
1- 0	0- 0	0- 0	NEUTRAL	0- 0	0- 0	1- 0				
6- 3	0- 0	0- 0	NON-CONFERENCE	0- 1	0- 1	6- 1				
2- 2	0- 0	0- 0	HOME	0- 1	0- 0	2- 1				
3- 1	0- 0	0- 0	AWAY	0- 0	0- 1	3- 0				
1- 0	0- 0	0- 0	NEUTRAL	0- 0	0- 0	1- 0				
6- 6	0- 0	0- 0	CONFERENCE	0- 1	0- 1	6- 4				
4- 3	0- 0	0- 0	HOME	0- 1	0- 0	4- 2				
2- 3	0- 0	0- 0	AWAY	0- 0	0- 1	2- 2				
0- 0	0- 0	0- 0	NEUTRAL	0- 0	0- 0	0- 0				

RPI 1-25			RPI 26-50			RPI 51-100			RPI 101+			Team's RPI: 236
RPI	S	Opponent	Score	RPI	S	Opponent	Score	RPI	S	Opponent	Score	
						70 H Old Dominion	59 83	105 A Boston College		56 76		
						92 H Radford	52 56	130 A High Point		60 65		
								179 A Hampton		50 61		
								179 H Hampton		52 46		
								197 A UNC Asheville		52 60		
								197 H UNC Asheville		49 48		
								230 H Howard		64 69		
								241 H Gardner-Webb		38 52		
								270 A Norfolk St.		57 49		
								271 H Winthrop		46 59		
								288 H Col. of Charleston		66 65		
								308 H UNC Greensboro		53 49		
								315 N Omaha		65 52		
								318 A FIU		59 54		
								319 A Charleston So.		60 58		
								333 H Presbyterian		51 46		
								339 A Western Caro.		63 37		
								340 A Longwood		66 60		
								343 H USC Upstate		61 41		
LAST 12 Division I GAMES:												
318 A		FIU	59 54	130 A		High Point	60 65					
179 A		Hampton	50 61	179 H		Hampton	52 46					
197 H		UNC Asheville	49 48	271 H		Winthrop	46 59					
343 H		USC Upstate	61 41	197 A		UNC Asheville	52 60					
340 A		Longwood	66 60	319 A		Charleston So.	60 58					
92 H		Radford	52 56	241 H		Gardner-Webb	38 52					

Non-Div I Games: William Peace 65 36 Columbia (SC) 93 46

Campbell

Loss, Non-Conf, S Site, H Home A Away N Neutral

Canisius

Through Games Of Feb. 15, 2019

Average RPI Win: 286	WON-LOST	WINNING	LAST 10	STRENGTH OF	OPP. STRENGTH	TEAM	ADJ.	CONF.	ADJ CONF.
Average RPI Loss: 173	RECORD	PCT. RANK	GAMES	SCHEDULE	OF SCHEDULE	RPI	RPI	RPI	RPI
DIV. I ONLY	9- 15	244	0- 1	269	269	275	275	26	26
DIV. I NON-CONF.	2- 9	297	0- 0	199	261	308	308	27	27
TOTALS	RPI 1-25	RPI 26-50	W-L RECORDS	RPI 51-100	RPI 101-150	RPI 150+			
9- 15	0- 0	0- 1	OVERALL	0- 3	0- 3	9- 8			
5- 7	0- 0	0- 1	HOME	0- 2	0- 2	5- 2			
4- 8	0- 0	0- 0	AWAY	0- 1	0- 1	4- 6			
0- 0	0- 0	0- 0	NEUTRAL	0- 0	0- 0	0- 0			
2- 9	0- 0	0- 1	NON-CONFERENCE	0- 1	0- 2	2- 5			
1- 5	0- 0	0- 1	HOME	0- 1	0- 1	1- 2			
1- 4	0- 0	0- 0	AWAY	0- 0	0- 1	1- 3			
0- 0	0- 0	0- 0	NEUTRAL	0- 0	0- 0	0- 0			
7- 6	0- 0	0- 0	CONFERENCE	0- 2	0- 1	7- 3			
4- 2	0- 0	0- 0	HOME	0- 1	0- 1	4- 0			
3- 4	0- 0	0- 0	AWAY	0- 1	0- 0	3- 3			
0- 0	0- 0	0- 0	NEUTRAL	0- 0	0- 0	0- 0			

RPI S	Opponent	Score	RPI S	Opponent	Score	RPI S	Opponent	Score	RPI S	Opponent	Score	Team's RPI: 275
32	H Buffalo	66 84	59	H Miami (OH)	59 62	114	H Youngstown St.	36 62				
			64	A Quinnipiac	51 68	139	A Akron	53 62				
			64	H Quinnipiac	42 55	145	H Marist	66 71				
						175	A Rider	62 49				
						210	H Bowling Green	53 74				
						222	H UTRGV	53 57				
						231	A St. Bonaventure	94 100				
						233	A Niagara	52 74				
						234	A Albany (NY)	48 42				
						239	A Monmouth	61 67				
						258	A Colgate	53 67				
						268	H Vermont	67 46				
						293	A Fairfield	65 72				
						293	H Fairfield	53 50				
						297	H Manhattan	47 44				
						299	A Oakland	60 71				
						323	A Iona	48 40				
						323	H Iona	67 47				
						329	A Saint Peter's	75 62				
						329	H Saint Peter's	78 59				
LAST 12 Division I GAMES:												
233	A Niagara	52 74	239	A Monmouth	61 67							
64	A Quinnipiac	51 68	64	H Quinnipiac	42 55							
293	A Fairfield	65 72	293	H Fairfield	53 50							
329	H Saint Peter's	78 59	329	A Saint Peter's	75 62							
323	H Iona	67 47	323	A Iona	48 40							
175	A Rider	62 49	145	H Marist	66 71							

Non-Div I Games:

Canisius

■ Loss,
 ■ Non-Conf,
 ■ S Site,
 ■ H Home
 ■ A Away
 N Neutral

Central Ark.

Through Games Of Feb. 15, 2019

Average RPI Win:	322	WON-LOST	WINNING	LAST 10	STRENGTH OF	OPP. STRENGTH	TEAM	ADJ.	CONF.	ADJ CONF.
Average RPI Loss:	153	RECORD	PCT. RANK	GAMES	SCHEDULE	OF SCHEDULE	RPI	RPI	RPI	RPI
DIV. I ONLY	6- 12	261	1- 0	272	288	281	281	25	25	
DIV. I NON-CONF.	1- 5	311	0- 0	226	158	280	280	23	23	
TOTALS	RPI 1-25	RPI 26-50	W-L RECORDS	RPI 51-100	RPI 101-150	RPI 150+				
6- 12	0- 1	0- 0	OVERALL	0- 3	0- 1	6- 7				
3- 4	0- 0	0- 0	HOME	0- 1	0- 1	3- 2				
3- 8	0- 1	0- 0	AWAY	0- 2	0- 0	3- 5				
0- 0	0- 0	0- 0	NEUTRAL	0- 0	0- 0	0- 0				
1- 5	0- 1	0- 0	NON-CONFERENCE	0- 1	0- 1	1- 2				
0- 1	0- 0	0- 0	HOME	0- 0	0- 1	0- 0				
1- 4	0- 1	0- 0	AWAY	0- 1	0- 0	1- 2				
0- 0	0- 0	0- 0	NEUTRAL	0- 0	0- 0	0- 0				
5- 7	0- 0	0- 0	CONFERENCE	0- 2	0- 0	5- 5				
3- 3	0- 0	0- 0	HOME	0- 1	0- 0	3- 2				
2- 4	0- 0	0- 0	AWAY	0- 1	0- 0	2- 3				
0- 0	0- 0	0- 0	NEUTRAL	0- 0	0- 0	0- 0				

RPI	S	Opponent	Score	RPI	S	Opponent	Score	RPI	S	Opponent	Score	RPI	S	Opponent	Score	Team's RPI: 281
19	A	Texas A&M	27 84					56	A	Kansas St.	54 70	111	H	South Alabama	50 58	
								61	H	SFA	53 59	157	A	Abilene Christian	70 77	
								66	A	Lamar University	37 57	158	A	Oklahoma	52 65	
												180	H	Nicholls St.	60 64	
												182	A	Sam Houston St.	62 66	
												265	H	A&M-Corpus Christi	65 73	
												287	A	Southeastern La.	53 62	
												287	H	Southeastern La.	75 33	
												289	A	Jackson St.	56 65	
												314	H	Incarinate Word	74 43	
												316	A	New Orleans	62 60	
												330	H	Northwestern St.	74 52	
												337	A	Houston Baptist	77 58	
												350	A	Alcorn	57 46	
LAST 12 Division I GAMES:																
337	A	Houston Baptist	77 58	180	H	Nicholls St.	60 64									
287	H	Southeastern La.	75 33	314	H	Incarinate Word	74 43									
330	H	Northwestern St.	74 52	66	A	Lamar University	37 57									
61	H	SFA	53 59	182	A	Sam Houston St.	62 66									
157	A	Abilene Christian	70 77	287	A	Southeastern La.	53 62									
316	A	New Orleans	62 60	265	H	A&M-Corpus Christi	65 73									

Non-Div I Games: Central Baptist 55 34 Crowley's Ridge 91 33 Williams Baptist 70 35 Hendrix 72 40 Central Ark.

Loss, Non-Conf, S Site, H Home A Away N Neutral

Average RPI Win:	287	WON-LOST	WINNING	LAST 10	STRENGTH OF	OPP. STRENGTH	TEAM	ADJ.	CONF.	ADJ CONF.
Average RPI Loss:	196	RECORD	PCT. RANK	GAMES	SCHEDULE	OF SCHEDULE	RPI	RPI	RPI	RPI
DIV. I ONLY	6- 15	283	0- 1	281	311	303	303	31	31	
DIV. I NON-CONF.	3- 7	256	0- 0	147	200	217	217	31	31	
TOTALS	RPI 1-25	RPI 26-50	W-L RECORDS	RPI 51-100	RPI 101-150	RPI 150+				
6- 15	0- 0	0- 2	OVERALL	0- 1	0- 1	6- 11				
4- 5	0- 0	0- 1	HOME	0- 0	0- 1	4- 3				
2- 10	0- 0	0- 1	AWAY	0- 1	0- 0	2- 8				
0- 0	0- 0	0- 0	NEUTRAL	0- 0	0- 0	0- 0				
3- 7	0- 0	0- 2	NON-CONFERENCE	0- 1	0- 1	3- 3				
1- 3	0- 0	0- 1	HOME	0- 0	0- 1	1- 1				
2- 4	0- 0	0- 1	AWAY	0- 1	0- 0	2- 2				
0- 0	0- 0	0- 0	NEUTRAL	0- 0	0- 0	0- 0				
3- 8	0- 0	0- 0	CONFERENCE	0- 0	0- 0	3- 8				
3- 2	0- 0	0- 0	HOME	0- 0	0- 0	3- 2				
0- 6	0- 0	0- 0	AWAY	0- 0	0- 0	0- 6				
0- 0	0- 0	0- 0	NEUTRAL	0- 0	0- 0	0- 0				

RPI S	Opponent	Score	RPI S	Opponent	Score	RPI S	Opponent	Score	RPI S	Opponent	Score	Team's RPI: 303
28	A Rutgers	44 73	28	A Rutgers	44 73	76	A Yale	46 58	106	H Hartford	52 54	
32	H Buffalo	69 82	32	H Buffalo	69 82				153	H Lehigh	62 88	
									204	A Massachusetts	59 74	
									215	A Saint Francis (PA)	68 83	
									215	H Saint Francis (PA)	73 62	
									216	A Robert Morris	40 60	
									216	H Robert Morris	57 64	
									226	A Sacred Heart	61 66	
									234	A Albany (NY)	60 53	
									251	A Brown	63 68	
									263	A Mt. St. Mary's	53 84	
									296	A Morgan St.	60 36	
									307	A Bryant	60 72	
									307	H Bryant	66 65	
									308	H Wagner	63 75	
									321	H New Hampshire	56 47	
									344	A Fairleigh Dickinson	67 74	
									351	H LIU Brooklyn	63 57	
LAST 12 Division I GAMES:												
216	A Robert Morris	40 60	215	H Saint Francis (PA)	73 62							
215	A Saint Francis (PA)	68 83	263	A Mt. St. Mary's	53 84							
307	H Bryant	66 65	344	A Fairleigh Dickinson	67 74							
351	H LIU Brooklyn	63 57	308	H Wagner	63 75							
307	A Bryant	60 72	226	A Sacred Heart	61 66							
216	H Robert Morris	57 64	106	H Hartford	52 54							

Non-Div I Games:

Central Conn. St.

■ Loss,
 ■ Non-Conf, S Site,
 ■ Home
 ■ Away
 N Neutral

Average RPI Win:	137	WON-LOST	WINNING	LAST 10	STRENGTH OF	OPP. STRENGTH	TEAM	ADJ.	CONF.	ADJ CONF.
Average RPI Loss:	55	RECORD	PCT. RANK	GAMES	SCHEDULE	OF SCHEDULE	RPI	RPI	RPI	RPI
DIV. I ONLY	17- 6	52	1- 0	32	67	26	26	7	7	
DIV. I NON-CONF.	9- 3	61	0- 0	88	8	40	40	8	8	
TOTALS	RPI 1-25	RPI 26-50	W-L RECORDS	RPI 51-100	RPI 101-150	RPI 150+				
17- 6	2- 1	2- 2	OVERALL	4- 2	3- 1	6- 0				
7- 4	1- 1	1- 2	HOME	0- 1	2- 0	3- 0				
9- 1	1- 0	1- 0	AWAY	4- 1	0- 0	3- 0				
1- 1	0- 0	0- 0	NEUTRAL	0- 0	1- 1	0- 0				
9- 3	2- 1	0- 1	NON-CONFERENCE	2- 0	2- 1	3- 0				
3- 2	1- 1	0- 1	HOME	0- 0	1- 0	1- 0				
5- 0	1- 0	0- 0	AWAY	2- 0	0- 0	2- 0				
1- 1	0- 0	0- 0	NEUTRAL	0- 0	1- 1	0- 0				
8- 3	0- 0	2- 1	CONFERENCE	2- 2	1- 0	3- 0				
4- 2	0- 0	1- 1	HOME	0- 1	1- 0	2- 0				
4- 1	0- 0	1- 0	AWAY	2- 1	0- 0	1- 0				
0- 0	0- 0	0- 0	NEUTRAL	0- 0	0- 0	0- 0				

RPI 1-25				RPI 26-50				Team's RPI: 26				RPI 51-100				RPI 101+			
RPI	S	Opponent	Score	RPI	S	Opponent	Score	RPI	S	Opponent	Score	RPI	S	Opponent	Score	RPI	S	Opponent	Score
3	H	Louisville	68 72	29	H	South Dakota St.	71 80	59	H	Miami (OH)	67 70	126	H	Western Ky.	108 90				
15	H	UCF	75 68	32	H	Buffalo	76 65	64	A	Quinnipiac	67 52	131	N	Tulane	57 68				
21	A	Miami (FL)	90 80	33	A	Ohio	88 70	72	A	Toledo	59 62	139	H	Akron	94 71				
				33	H	Ohio	75 78	79	A	Kent St.	82 75	143	N	Chattanooga	73 50				
								99	A	Northern Ill.	89 66	186	A	Vanderbilt	66 57				
								100	A	Virginia	74 61	192	H	Ball St.	81 63				
												194	H	Eastern Mich.	71 61				
												276	A	Western Mich.	87 53				
												299	H	Oakland	104 61				
												323	A	Iona	82 39				
LAST 12 Division I GAMES:																			
192	H	Ball St.	81 63	79	A	Kent St.	82 75												
276	A	Western Mich.	87 53	59	H	Miami (OH)	67 70												
33	H	Ohio	75 78	99	A	Northern Ill.	89 66												
32	H	Buffalo	76 65	33	A	Ohio	88 70												
194	H	Eastern Mich.	71 61	139	H	Akron	94 71												
72	A	Toledo	59 62	21	A	Miami (FL)	90 80												

Non-Div I Games:

Central Mich.

■ Loss,
■ Non-Conf, S Site,
■ Home
■ Away
N Neutral

Average RPI Win:	311	WON-LOST	WINNING	LAST 10	STRENGTH OF	OPP. STRENGTH	TEAM	ADJ.	CONF.	ADJ CONF.
Average RPI Loss:	200	RECORD	PCT. RANK	GAMES	SCHEDULE	OF SCHEDULE	RPI	RPI	RPI	RPI
DIV. I ONLY	5- 15	300	0- 1	296	330	319	319	28	28	
DIV. I NON-CONF.	0- 8	336	0- 0	285	317	348	348	29	29	
TOTALS	RPI 1-25	RPI 26-50	W-L RECORDS	RPI 51-100	RPI 101-150	RPI 150+				
5- 15	0- 0	0- 0	OVERALL	0- 1	0- 4	5- 10				
2- 7	0- 0	0- 0	HOME	0- 1	0- 2	2- 4				
3- 8	0- 0	0- 0	AWAY	0- 0	0- 2	3- 6				
0- 0	0- 0	0- 0	NEUTRAL	0- 0	0- 0	0- 0				
0- 8	0- 0	0- 0	NON-CONFERENCE	0- 0	0- 2	0- 6				
0- 3	0- 0	0- 0	HOME	0- 0	0- 1	0- 2				
0- 5	0- 0	0- 0	AWAY	0- 0	0- 1	0- 4				
0- 0	0- 0	0- 0	NEUTRAL	0- 0	0- 0	0- 0				
5- 7	0- 0	0- 0	CONFERENCE	0- 1	0- 2	5- 4				
2- 4	0- 0	0- 0	HOME	0- 1	0- 1	2- 2				
3- 3	0- 0	0- 0	AWAY	0- 0	0- 1	3- 2				
0- 0	0- 0	0- 0	NEUTRAL	0- 0	0- 0	0- 0				

RPI S	Opponent	Score	RPI S	Opponent	Score	RPI S	Opponent	Score	RPI S	Opponent	Score	Team's RPI: 319
						92	H Radford	41 67	107	A Georgia	75 83	
									128	H Tennessee Tech	55 77	
									130	A High Point	64 71	
									130	H High Point	62 69	
									154	H Davidson	34 72	
									179	H Hampton	66 74	
									197	H UNC Asheville	70 59	
									217	A Florida	60 70	
									236	H Campbell	58 60	
									241	A Gardner-Webb	65 75	
									247	H Jacksonville	58 68	
									271	A Winthrop	52 57	
									274	A North Florida	76 82	
									288	A Col. of Charleston	52 79	
									304	A South Carolina St.	58 67	
									333	A Presbyterian	63 55	
									340	A Longwood	81 74	
									343	A USC Upstate	78 75	
									343	H USC Upstate	74 62	
LAST 12 Division I GAMES:												
130	H	High Point	62	69	343	A	USC Upstate	78	75			
343	H	USC Upstate	74	62	92	H	Radford	41	67			
197	H	UNC Asheville	70	59	340	A	Longwood	81	74			
333	A	Presbyterian	63	55	236	H	Campbell	58	60			
241	A	Gardner-Webb	65	75	271	A	Winthrop	52	57			
130	A	High Point	64	71	179	H	Hampton	66	74			

Non-Div I Games: Converse 101 50 Columbia (SC) 89 57 Erskine 74 50

Charleston So.

Average RPI Win:	218	WON-LOST	WINNING	LAST 10	STRENGTH OF	OPP. STRENGTH	TEAM	ADJ.	CONF.	ADJ CONF.
Average RPI Loss:	131	RECORD	PCT. RANK	GAMES	SCHEDULE	OF SCHEDULE	RPI	RPI	RPI	RPI
DIV. I ONLY	13- 11	150	1- 0	123	213	151	151	14	14	
DIV. I NON-CONF.	8- 4	91	1- 0	75	276	74	74	18	18	
TOTALS	RPI 1-25	RPI 26-50	W-L RECORDS	RPI 51-100	RPI 101-150	RPI 150+				
13- 11	0- 0	0- 1	OVERALL	1- 2	1- 4	11- 4				
11- 2	0- 0	0- 0	HOME	1- 1	1- 1	9- 0				
1- 9	0- 0	0- 1	AWAY	0- 1	0- 3	1- 4				
1- 0	0- 0	0- 0	NEUTRAL	0- 0	0- 0	1- 0				
8- 4	0- 0	0- 0	NON-CONFERENCE	1- 1	0- 2	7- 1				
6- 1	0- 0	0- 0	HOME	1- 0	0- 1	5- 0				
1- 3	0- 0	0- 0	AWAY	0- 1	0- 1	1- 1				
1- 0	0- 0	0- 0	NEUTRAL	0- 0	0- 0	1- 0				
5- 7	0- 0	0- 1	CONFERENCE	0- 1	1- 2	4- 3				
5- 1	0- 0	0- 0	HOME	0- 1	1- 0	4- 0				
0- 6	0- 0	0- 1	AWAY	0- 0	0- 2	0- 3				
0- 0	0- 0	0- 0	NEUTRAL	0- 0	0- 0	0- 0				

RPI S	Opponent	Score	RPI S	Opponent	Score	RPI S	Opponent	Score	RPI S	Opponent	Score	Team's RPI: 151
			34 A	Rice	51 61	51 H	Middle Tenn.	55 62	119 H	Wake Forest	43 69	
						77 H	Wright St.	88 85	120 H	UAB	60 56	
						100 A	Virginia	61 65	121 A	Fordham	64 71	
									126 A	Western Ky.	58 76	
									150 A	Louisiana Tech	51 88	
									153 A	Lehigh	62 60	
									154 H	Davidson	78 66	
									160 A	Mercer	40 57	
									173 A	North Texas	63 68	
									190 A	Southern Miss.	54 65	
									196 H	East Carolina	52 46	
									197 H	UNC Asheville	70 53	
									213 A	Marshall	62 63	
									238 H	Bethune-Cookman	73 69	
									242 N	Liberty	63 61	
									269 H	UTEP	62 39	
									282 H	Wofford	85 63	
									294 H	Fla. Atlantic	68 47	
									300 H	UTSA	66 54	
									318 H	FIU	69 54	
LAST 12 Division I GAMES:												
153 A	Lehigh	62 60	300 H	UTSA	66 54							
120 H	UAB	60 56	150 A	Louisiana Tech	51 88							
51 H	Middle Tenn.	55 62	190 A	Southern Miss.	54 65							
173 A	North Texas	63 68	294 H	Fla. Atlantic	68 47							
34 A	Rice	51 61	318 H	FIU	69 54							
269 H	UTEP	62 39	213 A	Marshall	62 63							

Non-Div I Games:

Charlotte

Chattanooga

Through Games Of Feb. 15, 2019

Average RPI Win:	234	WON-LOST	WINNING	LAST 10	STRENGTH OF	OPP. STRENGTH	TEAM	ADJ.	CONF.	ADJ CONF.
Average RPI Loss:	88	RECORD	PCT. RANK	GAMES	SCHEDULE	OF SCHEDULE	RPI	RPI	RPI	RPI
DIV. I ONLY	10- 13	212	1- 0	45	169	143	143	27	27	
DIV. I NON-CONF.	4- 10	264	1- 0	3	62	87	87	24	24	
TOTALS	RPI 1-25	RPI 26-50	W-L RECORDS	RPI 51-100	RPI 101-150	RPI 150+				
10- 13	0- 3	0- 2	OVERALL	1- 3	0- 2	9- 3				
6- 5	0- 2	0- 1	HOME	0- 1	0- 1	6- 0				
2- 6	0- 1	0- 0	AWAY	0- 1	0- 1	2- 3				
2- 2	0- 0	0- 1	NEUTRAL	1- 1	0- 0	1- 0				
4- 10	0- 3	0- 2	NON-CONFERENCE	1- 3	0- 2	3- 0				
1- 5	0- 2	0- 1	HOME	0- 1	0- 1	1- 0				
1- 3	0- 1	0- 0	AWAY	0- 1	0- 1	1- 0				
2- 2	0- 0	0- 1	NEUTRAL	1- 1	0- 0	1- 0				
6- 3	0- 0	0- 0	CONFERENCE	0- 0	0- 0	6- 3				
5- 0	0- 0	0- 0	HOME	0- 0	0- 0	5- 0				
1- 3	0- 0	0- 0	AWAY	0- 0	0- 0	1- 3				
0- 0	0- 0	0- 0	NEUTRAL	0- 0	0- 0	0- 0				

RPI 1-25				RPI 26-50				RPI 51-100				RPI 101+ Team's RPI: 143			
RPI	S	Opponent	Score	RPI	S	Opponent	Score	RPI	S	Opponent	Score	RPI	S	Opponent	Score
3	H	Louisville	49 75	26	N	Central Mich.	50 73	51	N	Middle Tenn.	47 58	123	A	Northern Colo.	65 68
7	H	NC State	58 78	29	H	South Dakota St.	54 71	68	A	Virginia Tech	59 74	132	H	UT Martin	79 81
15	A	UCF	37 75					69	H	Belmont	51 67	160	A	Mercer	58 65
								74	N	Maine	66 61	179	A	Hampton	58 50
												184	N	Saint Louis	71 61
												209	A	Furman	54 61
												209	H	Furman	73 53
												242	H	Liberty	75 60
												254	A	ETSU	54 64
												254	H	ETSU	76 67
												273	A	Samford	73 63
												282	H	Wofford	89 82
												308	H	UNC Greensboro	64 54
												339	H	Western Caro.	72 58
LAST 12 Division I GAMES:															
		74 N Maine	66 61			160 A Mercer	58 65								
		209 A Furman	54 61			209 H Furman	73 53								
		254 A ETSU	54 64			282 H Wofford	89 82								
		308 H UNC Greensboro	64 54			254 H ETSU	76 67								
		339 H Western Caro.	72 58			51 N Middle Tenn.	47 58								
		273 A Samford	73 63			7 H NC State	58 78								

Non-Div I Games: Lee 61 55

Chattanooga

Loss, Non-Conf, S Site, H Home A Away N Neutral

Average RPI Win:	338	WON-LOST	WINNING	LAST 10	STRENGTH OF	OPP. STRENGTH	TEAM	ADJ.	CONF.	ADJ CONF.
Average RPI Loss:	223	RECORD	PCT. RANK	GAMES	SCHEDULE	OF SCHEDULE	RPI	RPI	RPI	RPI
DIV. I ONLY	1- 22	349	0- 1	286	337	348	348	30	30	
DIV. I NON-CONF.	0- 13	336	0- 0	203	318	344	344	30	30	
TOTALS	RPI 1-25	RPI 26-50	W-L RECORDS	RPI 51-100	RPI 101-150	RPI 150+				
1- 22	0- 0	0- 0	OVERALL	0- 2	0- 2	1- 18				
1- 10	0- 0	0- 0	HOME	0- 0	0- 1	1- 9				
0- 11	0- 0	0- 0	AWAY	0- 2	0- 1	0- 8				
0- 1	0- 0	0- 0	NEUTRAL	0- 0	0- 0	0- 1				
0- 13	0- 0	0- 0	NON-CONFERENCE	0- 2	0- 2	0- 9				
0- 5	0- 0	0- 0	HOME	0- 0	0- 1	0- 4				
0- 7	0- 0	0- 0	AWAY	0- 2	0- 1	0- 4				
0- 1	0- 0	0- 0	NEUTRAL	0- 0	0- 0	0- 1				
1- 9	0- 0	0- 0	CONFERENCE	0- 0	0- 0	1- 9				
1- 5	0- 0	0- 0	HOME	0- 0	0- 0	1- 5				
0- 4	0- 0	0- 0	AWAY	0- 0	0- 0	0- 4				
0- 0	0- 0	0- 0	NEUTRAL	0- 0	0- 0	0- 0				

RPI 1-25				RPI 26-50				RPI 51-100				RPI 101+ Team's RPI: 348					
RPI	S	Opponent	Score	RPI	S	Opponent	Score	RPI	S	Opponent	Score	RPI	S	Opponent	Score		
								89	A	Northwestern	35	97	120	H	UAB	45	90
								99	A	Northern Ill.	52	114	135	A	Morehead St.	68	104
													155	H	New Mexico St.	66	87
													162	A	Bradley	59	89
													174	A	Xavier	57	91
													176	A	Wisconsin	38	85
													222	H	UTRGV	55	71
													225	A	Loyola Chicago	40	76
													228	H	UMKC	58	111
													245	H	SIUE	66	82
													251	H	Brown	65	90
													262	A	California Baptist	52	89
													262	H	California Baptist	67	93
													264	N	St. Francis Brooklyn	73	110
													280	A	CSU Bakersfield	47	80
													280	H	CSU Bakersfield	56	67
													286	A	Utah Valley	61	76
													306	H	Valparaiso	70	76
													334	H	Evansville	58	67
													338	H	Grand Canyon	50	48
													342	A	Seattle U	54	90
LAST 12 Division I GAMES:																	
280	A	CSU Bakersfield	47	80	280	H	CSU Bakersfield	56	67	338	H	Grand Canyon	50	48			
262	H	California Baptist	67	93	262	A	California Baptist	52	89	228	H	UMKC	58	111			
155	H	New Mexico St.	66	87	251	H	Brown	65	90	162	A	Bradley	59	89			
222	H	UTRGV	55	71													
286	A	Utah Valley	61	76													
342	A	Seattle U	54	90													

Non-Div I Games:

Chicago St.

■ Loss,
 ■ Non-Conf,
 ■ S Site,
 ■ Home
 ■ A Away
 N Neutral

Average RPI Win:	194	WON-LOST	WINNING	LAST 10	STRENGTH OF	OPP. STRENGTH	TEAM	ADJ.	CONF.	ADJ CONF.
Average RPI Loss:	70	RECORD	PCT. RANK	GAMES	SCHEDULE	OF SCHEDULE	RPI	RPI	RPI	RPI
DIV. I ONLY	16- 8	82	1- 0	108	88	78	78	9	9	
DIV. I NON-CONF.	8- 5	119	0- 0	172	127	131	131	9	9	
TOTALS	RPI 1-25	RPI 26-50	W-L RECORDS	RPI 51-100	RPI 101-150	RPI 150+				
16- 8	0- 3	0- 0	OVERALL	1- 3	4- 1	11- 1				
12- 2	0- 1	0- 0	HOME	1- 1	2- 0	9- 0				
4- 6	0- 2	0- 0	AWAY	0- 2	2- 1	2- 1				
0- 0	0- 0	0- 0	NEUTRAL	0- 0	0- 0	0- 0				
8- 5	0- 0	0- 0	NON-CONFERENCE	1- 3	1- 1	6- 1				
7- 1	0- 0	0- 0	HOME	1- 1	1- 0	5- 0				
1- 4	0- 0	0- 0	AWAY	0- 2	0- 1	1- 1				
0- 0	0- 0	0- 0	NEUTRAL	0- 0	0- 0	0- 0				
8- 3	0- 3	0- 0	CONFERENCE	0- 0	3- 0	5- 0				
5- 1	0- 1	0- 0	HOME	0- 0	1- 0	4- 0				
3- 2	0- 2	0- 0	AWAY	0- 0	2- 0	1- 0				
0- 0	0- 0	0- 0	NEUTRAL	0- 0	0- 0	0- 0				

RPI	S	Opponent	Score	RPI	S	Opponent	Score	RPI	S	Opponent	Score	RPI	S	Opponent	Score
6	A	UConn	38 82					59	A	Miami (OH)	65 78	102	H	VCU	66 54
6	H	UConn	55 65					70	H	Old Dominion	72 76	103	H	Houston	68 57
15	A	UCF	55 56					76	H	Yale	66 52	122	A	Pittsburgh	48 65
								90	A	Ohio St.	56 69	147	A	Tulsa	70 50
												149	A	South Fla.	57 56
												166	H	Temple	72 52
												174	H	Xavier	79 61
												184	A	Saint Louis	51 50
												192	A	Ball St.	63 75
												221	H	SMU	69 57
												230	H	Howard	85 51
												232	A	Memphis	89 69
												232	H	Memphis	80 56
												246	H	Wichita St.	82 54
												254	H	ETSU	77 64
												261	H	Austin Peay	69 48
												325	H	Lipscomb	71 55
LAST 12 Division I GAMES:															
232	A	Memphis	89 69	147	A	Tulsa	70 50								
246	H	Wichita St.	82 54	166	H	Temple	72 52								
6	H	UConn	55 65	15	A	UCF	55 56								
149	A	South Fla.	57 56	6	A	UConn	38 82								
232	H	Memphis	80 56	221	H	SMU	69 57								
103	H	Houston	68 57	230	H	Howard	85 51								

Non-Div I Games:

Cincinnati

Average RPI Win:	136	WON-LOST	WINNING	LAST 10	STRENGTH OF	OPP. STRENGTH	TEAM	ADJ.	CONF.	ADJ CONF.
Average RPI Loss:	45	RECORD	PCT. RANK	GAMES	SCHEDULE	OF SCHEDULE	RPI	RPI	RPI	RPI
DIV. I ONLY	16- 9	96	1- 0	24	13	46	46	1	1	
DIV. I NON-CONF.	9- 4	85	1- 0	150	113	107	107	1	1	
TOTALS	RPI 1-25	RPI 26-50	W-L RECORDS	RPI 51-100	RPI 101-150	RPI 150+				
16- 9	3- 5	1- 1	OVERALL	2- 1	4- 1	6- 1				
11- 5	1- 3	1- 1	HOME	2- 0	2- 0	5- 1				
4- 3	2- 2	0- 0	AWAY	0- 0	2- 1	0- 0				
1- 1	0- 0	0- 0	NEUTRAL	0- 1	0- 0	1- 0				
9- 4	0- 1	0- 0	NON-CONFERENCE	1- 1	2- 1	6- 1				
8- 1	0- 0	0- 0	HOME	1- 0	2- 0	5- 1				
0- 2	0- 1	0- 0	AWAY	0- 0	0- 1	0- 0				
1- 1	0- 0	0- 0	NEUTRAL	0- 1	0- 0	1- 0				
7- 5	3- 4	1- 1	CONFERENCE	1- 0	2- 0	0- 0				
3- 4	1- 3	1- 1	HOME	1- 0	0- 0	0- 0				
4- 1	2- 1	0- 0	AWAY	0- 0	2- 0	0- 0				
0- 0	0- 0	0- 0	NEUTRAL	0- 0	0- 0	0- 0				

RPI S	Opponent	Score	RPI S	Opponent	Score	Team's RPI: 46	RPI S	Opponent	Score	RPI S	Opponent	Score
1	H Notre Dame	63 101	30	H North Carolina	64 70		53	N Tennessee	66 78	119	A Wake Forest	69 53
3	H Louisville	44 76	42	H Georgia Tech	71 61		69	H Belmont	65 62	122	A Pittsburgh	65 59
7	A NC State	51 54					100	H Virginia	71 65	130	H High Point	83 64
8	H Syracuse	75 84								134	A Alabama	56 76
14	A South Carolina	57 69								142	H Appalachian St.	87 48
18	A Florida St.	57 45								154	H Davidson	80 90
18	H Florida St.	73 68								158	N Oklahoma	74 62
21	A Miami (FL)	76 67								188	H Illinois	69 67
										213	H Marshall	68 54
										229	H Rhode Island	80 67
										282	H Wofford	85 77
										325	H Lipscomb	68 26
LAST 12 Division I GAMES:												
158	N Oklahoma	74 62	7	A NC State	51 54							
18	H Florida St.	73 68	122	A Pittsburgh	65 59							
30	H North Carolina	64 70	42	H Georgia Tech	71 61							
119	A Wake Forest	69 53	18	A Florida St.	57 45							
3	H Louisville	44 76	21	A Miami (FL)	76 67							
1	H Notre Dame	63 101	100	H Virginia	71 65							

Non-Div I Games:

Clemson

Average RPI Win:	298	WON-LOST	WINNING	LAST 10	STRENGTH OF	OPP. STRENGTH	TEAM	ADJ.	CONF.	ADJ CONF.
Average RPI Loss:	142	RECORD	PCT. RANK	GAMES	SCHEDULE	OF SCHEDULE	RPI	RPI	RPI	RPI
DIV. I ONLY	8- 15	256	0- 1	264	233	278	278	21	21	
DIV. I NON-CONF.	1- 8	322	0- 0	102	230	292	292	17	17	
TOTALS	RPI 1-25	RPI 26-50	W-L RECORDS	RPI 51-100	RPI 101-150	RPI 150+				
8- 15	0- 0	0- 1	OVERALL	0- 3	0- 4	8- 7				
5- 5	0- 0	0- 0	HOME	0- 2	0- 1	5- 2				
3- 9	0- 0	0- 1	AWAY	0- 1	0- 2	3- 5				
0- 1	0- 0	0- 0	NEUTRAL	0- 0	0- 1	0- 0				
1- 8	0- 0	0- 1	NON-CONFERENCE	0- 1	0- 1	1- 5				
1- 2	0- 0	0- 0	HOME	0- 1	0- 0	1- 1				
0- 5	0- 0	0- 1	AWAY	0- 0	0- 0	0- 4				
0- 1	0- 0	0- 0	NEUTRAL	0- 0	0- 1	0- 0				
7- 7	0- 0	0- 0	CONFERENCE	0- 2	0- 3	7- 2				
4- 3	0- 0	0- 0	HOME	0- 1	0- 1	4- 1				
3- 4	0- 0	0- 0	AWAY	0- 1	0- 2	3- 1				
0- 0	0- 0	0- 0	NEUTRAL	0- 0	0- 0	0- 0				

RPI 1-25				RPI 26-50				RPI 51-100				RPI 101+				Team's RPI: 278	
RPI	S	Opponent	Score	RPI	S	Opponent	Score	RPI	S	Opponent	Score	RPI	S	Opponent	Score		
				33	A	Ohio	54 72	66	A	Green Bay	53 62	114	A	Youngstown St.	55 73		
								72	H	Toledo	60 65	124	A	IUPUI	36 64		
								77	H	Wright St.	65 70	124	H	IUPUI	50 75		
												131	N	Tulane	72 81		
												162	H	Bradley	65 67		
												170	H	Illinois St.	67 63		
												191	A	Milwaukee	53 59		
												191	H	Milwaukee	60 78		
												192	A	Ball St.	62 67		
												194	A	Eastern Mich.	63 69		
												213	A	Marshall	64 86		
												249	A	San Diego	82 83		
												272	H	Northern Ky.	76 47		
												299	A	Oakland	64 62		
												299	H	Oakland	98 90		
												335	A	Detroit Mercy	67 49		
												335	H	Detroit Mercy	67 51		
												336	A	UIC	74 48		
												336	H	UIC	71 53		
LAST 12 Division I GAMES:																	
				191	H	Milwaukee	60 78	77	H	Wright St.	65 70						
				124	A	IUPUI	36 64	272	H	Northern Ky.	76 47						
				336	A	UIC	74 48	191	A	Milwaukee	53 59						
				299	H	Oakland	98 90	66	A	Green Bay	53 62						
				335	H	Detroit Mercy	67 51	336	H	UIC	71 53						
				114	A	Youngstown St.	55 73	124	H	IUPUI	50 75						

Non-Div I Games: Lake Erie 79 49 Salem (WV) 113 81

Cleveland St.

Average RPI Win:	265	WON-LOST	WINNING	LAST 10	STRENGTH OF	OPP. STRENGTH	TEAM	ADJ.	CONF.	ADJ CONF.
Average RPI Loss:	102	RECORD	PCT. RANK	GAMES	SCHEDULE	OF SCHEDULE	RPI	RPI	RPI	RPI
DIV. I ONLY	10- 10	163	1- 0	200	209	193	193	12	12	
DIV. I NON-CONF.	6- 3	91	0- 0	291	307	179	179	15	15	
TOTALS	RPI 1-25	RPI 26-50	W-L RECORDS	RPI 51-100	RPI 101-150	RPI 150+				
10- 10	0- 0	0- 2	OVERALL	0- 4	0- 2	10- 2				
6- 4	0- 0	0- 1	HOME	0- 2	0- 1	6- 0				
4- 4	0- 0	0- 0	AWAY	0- 1	0- 1	4- 2				
0- 2	0- 0	0- 1	NEUTRAL	0- 1	0- 0	0- 0				
6- 3	0- 0	0- 1	NON-CONFERENCE	0- 1	0- 0	6- 1				
4- 0	0- 0	0- 0	HOME	0- 0	0- 0	4- 0				
2- 1	0- 0	0- 0	AWAY	0- 0	0- 0	2- 1				
0- 2	0- 0	0- 1	NEUTRAL	0- 1	0- 0	0- 0				
4- 7	0- 0	0- 1	CONFERENCE	0- 3	0- 2	4- 1				
2- 4	0- 0	0- 1	HOME	0- 2	0- 1	2- 0				
2- 3	0- 0	0- 0	AWAY	0- 1	0- 1	2- 1				
0- 0	0- 0	0- 0	NEUTRAL	0- 0	0- 0	0- 0				

RPI S	Opponent	Score	RPI S	Opponent	Score	RPI S	Opponent	Score	RPI S	Opponent	Score	Team's RPI: 193
34	N Rice	52 56	57	N Auburn	78 84	111	H South Alabama	78 88	142	A Appalachian St.	53 67	
50	H Little Rock	47 60	96	A UT Arlington	53 79	163	A UC Riverside	43 62	178	A Texas St.	58 73	
			96	H UT Arlington	64 67	178	H Texas St.	77 70	183	H Arkansas St.	88 72	
			97	H Troy	81 82	210	H Bowling Green	81 80	232	H Memphis	90 71	
						253	A Louisiana	76 58	298	A La.-Monroe	79 54	
						304	H South Carolina St.	57 44	308	A UNC Greensboro	78 71	
						339	H Western Caro.	77 59	341	A N.C. Central	89 66	
LAST 12 Division I GAMES:												
178	H Texas St.	77 70	142	A Appalachian St.	53 67							
96	H UT Arlington	64 67	96	A UT Arlington	53 79							
253	A Louisiana	76 58	178	A Texas St.	58 73							
298	A La.-Monroe	79 54	111	H South Alabama	78 88							
183	H Arkansas St.	88 72	97	H Troy	81 82							
50	H Little Rock	47 60	308	A UNC Greensboro	78 71							

Non-Div I Games: N.C. Wesleyan 126 65 Meredith 128 39

Coastal Caro.

Average RPI Win:	255	WON-LOST	WINNING	LAST 10	STRENGTH OF	OPP. STRENGTH	TEAM	ADJ.	CONF.	ADJ CONF.
Average RPI Loss:	168	RECORD	PCT. RANK	GAMES	SCHEDULE	OF SCHEDULE	RPI	RPI	RPI	RPI
DIV. I ONLY	6- 16	288	0- 1	199	274	288	288	10	10	
DIV. I NON-CONF.	3- 7	256	0- 0	306	351	336	336	10	10	
TOTALS	RPI 1-25	RPI 26-50	W-L RECORDS	RPI 51-100	RPI 101-150	RPI 150+				
6- 16	0- 0	0- 2	OVERALL	0- 2	0- 4	6- 8				
4- 7	0- 0	0- 1	HOME	0- 1	0- 1	4- 4				
2- 9	0- 0	0- 1	AWAY	0- 1	0- 3	2- 4				
0- 0	0- 0	0- 0	NEUTRAL	0- 0	0- 0	0- 0				
3- 7	0- 0	0- 0	NON-CONFERENCE	0- 0	0- 1	3- 6				
2- 3	0- 0	0- 0	HOME	0- 0	0- 0	2- 3				
1- 4	0- 0	0- 0	AWAY	0- 0	0- 1	1- 3				
0- 0	0- 0	0- 0	NEUTRAL	0- 0	0- 0	0- 0				
3- 9	0- 0	0- 2	CONFERENCE	0- 2	0- 3	3- 2				
2- 4	0- 0	0- 1	HOME	0- 1	0- 1	2- 1				
1- 5	0- 0	0- 1	AWAY	0- 1	0- 2	1- 1				
0- 0	0- 0	0- 0	NEUTRAL	0- 0	0- 0	0- 0				

RPI S	Opponent	Score	RPI S	Opponent	Score	RPI S	Opponent	Score	RPI S	Opponent	Score	Team's RPI: 288
37	A James Madison	35 76	37	H James Madison	50 91	80	A Drexel	53 76	110	H Towson	61 77	
						87	H Northeastern	56 87	115	A UNCW	49 71	
									142	A Appalachian St.	66 80	
									144	A Delaware	50 74	
									168	A William & Mary	66 54	
									168	H William & Mary	79 77	
									195	A Elon	68 76	
									195	H Elon	52 72	
									209	H Furman	67 70	
									214	A George Mason	52 66	
									236	A Campbell	65 66	
									248	H Hofstra	70 62	
									271	H Winthrop	64 71	
									282	A Wofford	58 78	
									304	H South Carolina St.	75 51	
									319	H Charleston So.	79 52	
									325	A Lipscomb	65 63	
									333	H Presbyterian	65 71	
LAST 12 Division I GAMES:												
37	A James Madison	35 76	80	A Drexel	53 76							
195	H Elon	52 72	37	H James Madison	50 91							
168	H William & Mary	79 77	110	H Towson	61 77							
248	H Hofstra	70 62	168	A William & Mary	66 54							
87	H Northeastern	56 87	195	A Elon	68 76							
144	A Delaware	50 74	115	A UNCW	49 71							

Non-Div I Games: North Greenville 95 62

Col. of Charleston

■ Loss,
 ■ Non-Conf, S Site,
 ■ Home
 ■ Away
 N Neutral

Average RPI Win: 273	WON-LOST	WINNING	LAST 10	STRENGTH OF	OPP. STRENGTH	TEAM	ADJ.	CONF.	ADJ CONF.
Average RPI Loss: 168	RECORD	PCT. RANK	GAMES	SCHEDULE	OF SCHEDULE	RPI	RPI	RPI	RPI
DIV. I ONLY	9- 13	225	0- 1	268	270	258	258	18	18
DIV. I NON-CONF.	4- 6	212	0- 0	322	338	299	299	22	22
TOTALS	RPI 1-25	RPI 26-50	W-L RECORDS	RPI 51-100	RPI 101-150	RPI 150+			
9- 13	0- 0	0- 1	OVERALL	0- 3	1- 2	8- 7			
5- 5	0- 0	0- 1	HOME	0- 1	0- 1	5- 2			
4- 8	0- 0	0- 0	AWAY	0- 2	1- 1	3- 5			
0- 0	0- 0	0- 0	NEUTRAL	0- 0	0- 0	0- 0			
4- 6	0- 0	0- 0	NON-CONFERENCE	0- 1	0- 1	4- 4			
3- 1	0- 0	0- 0	HOME	0- 0	0- 0	3- 1			
1- 5	0- 0	0- 0	AWAY	0- 1	0- 1	1- 3			
0- 0	0- 0	0- 0	NEUTRAL	0- 0	0- 0	0- 0			
5- 7	0- 0	0- 1	CONFERENCE	0- 2	1- 1	4- 3			
2- 4	0- 0	0- 1	HOME	0- 1	0- 1	2- 1			
3- 3	0- 0	0- 0	AWAY	0- 1	1- 0	2- 2			
0- 0	0- 0	0- 0	NEUTRAL	0- 0	0- 0	0- 0			

RPI 1-25				RPI 26-50				RPI 51-100				RPI 101+				Team's RPI: 258	
RPI	S	Opponent	Score	RPI	S	Opponent	Score	RPI	S	Opponent	Score	RPI	S	Opponent	Score		
				39	H	Bucknell	62 90					116	A	Dayton	58 67		
								76	A	Yale	61 80	138	A	Boston U.	81 72		
								98	A	American	57 76	138	H	Boston U.	53 61		
								98	H	American	66 71	153	A	Lehigh	58 86		
												207	A	Holy Cross	70 67		
												208	A	Navy	52 67		
												208	H	Navy	49 62		
												214	A	George Mason	61 64		
												233	A	Niagara	69 74		
												257	H	Columbia	84 71		
												275	H	Canisius	67 53		
												290	A	Siena	53 55		
												292	A	Army West Point	70 58		
												302	H	Loyola Maryland	73 64		
												312	H	NJIT	53 71		
												320	H	Lafayette	60 49		
												326	A	UMass Lowell	61 52		
												344	H	Fairleigh Dickinson	71 52		
LAST 12 Division I GAMES:																	
				138	H	Boston U.	53 61	39	H	Bucknell	62 90						
				208	A	Navy	52 67	138	A	Boston U.	81 72						
				98	H	American	66 71	208	H	Navy	49 62						
				292	A	Army West Point	70 58	320	H	Lafayette	60 49						
				302	H	Loyola Maryland	73 64	98	A	American	57 76						
				153	A	Lehigh	58 86	207	A	Holy Cross	70 67						

Non-Div I Games:

Colgate

■ Loss,
 ■ Non-Conf,
 ■ S Site,
 ■ H Home
 ■ A Away
 N Neutral

Colorado

Through Games Of Feb. 15, 2019

Average RPI Win:	185	WON-LOST	WINNING	LAST 10	STRENGTH OF	OPP. STRENGTH	TEAM	ADJ.	CONF.	ADJ CONF.
Average RPI Loss:	50	RECORD	PCT. RANK	GAMES	SCHEDULE	OF SCHEDULE	RPI	RPI	RPI	RPI
DIV. I ONLY	11- 13	192	0- 1	57	32	141	141	2	2	
DIV. I NON-CONF.	10- 1	17	0- 0	240	148	45	45	2	2	
TOTALS	RPI 1-25	RPI 26-50	W-L RECORDS	RPI 51-100	RPI 101-150	RPI 150+				
11- 13	0- 5	1- 3	OVERALL	1- 3	2- 1	7- 1				
9- 6	0- 2	1- 2	HOME	1- 2	2- 0	5- 0				
1- 7	0- 3	0- 1	AWAY	0- 1	0- 1	1- 1				
1- 0	0- 0	0- 0	NEUTRAL	0- 0	0- 0	1- 0				
10- 1	0- 1	1- 0	NON-CONFERENCE	0- 0	2- 0	7- 0				
8- 0	0- 0	1- 0	HOME	0- 0	2- 0	5- 0				
1- 1	0- 1	0- 0	AWAY	0- 0	0- 0	1- 0				
1- 0	0- 0	0- 0	NEUTRAL	0- 0	0- 0	1- 0				
1- 12	0- 4	0- 3	CONFERENCE	1- 3	0- 1	0- 1				
1- 6	0- 2	0- 2	HOME	1- 2	0- 0	0- 0				
0- 6	0- 2	0- 1	AWAY	0- 1	0- 1	0- 1				
0- 0	0- 0	0- 0	NEUTRAL	0- 0	0- 0	0- 0				

RPI	S	Opponent	Score	RPI	S	Opponent	Score	RPI	S	Opponent	Score	RPI	S	Opponent	Score	Team's RPI: 141
4	A	Oregon	43 102	27	A	Oregon St.	65 89	52	H	Southern California	81 76	117	H	Pepperdine	80 65	
5	H	Stanford	69 80	30	H	North Carolina	86 74	58	A	Utah	59 78	123	H	Northern Colo.	77 69	
16	A	Arizona St.	49 66	40	H	California	60 80	58	H	Utah	61 76	127	A	Washington St.	48 74	
16	H	Arizona St.	70 76	43	H	UCLA	60 64	73	H	Arizona	67 69	156	A	Washington	58 68	
21	A	Miami (FL)	58 73									201	H	Prairie View	79 38	
												208	H	Navy	59 43	
												211	N	Utah St.	78 68	
												240	A	Nevada	65 52	
												259	H	Colorado St.	59 40	
												273	H	Samford	81 39	
												317	H	San Jose St.	76 64	
LAST 12 Division I GAMES:																
16	A	Arizona St.	49 66	5	H	Stanford	69 80									
52	H	Southern California	81 76	58	A	Utah	59 78									
43	H	UCLA	60 64	127	A	Washington St.	48 74									
4	A	Oregon	43 102	156	A	Washington	58 68									
27	A	Oregon St.	65 89	16	H	Arizona St.	70 76									
40	H	California	60 80	73	H	Arizona	67 69									

Non-Div I Games:

Colorado

Loss, Non-Conf, S Site, H Home A Away N Neutral

Average RPI Win:	235	WON-LOST	WINNING	LAST 10	STRENGTH OF	OPP. STRENGTH	TEAM	ADJ.	CONF.	ADJ CONF.
Average RPI Loss:	124	RECORD	PCT. RANK	GAMES	SCHEDULE	OF SCHEDULE	RPI	RPI	RPI	RPI
DIV. I ONLY	6- 15	283	0- 1	103	141	259	259	15	15	
DIV. I NON-CONF.	4- 5	190	0- 0	43	136	161	161	13	13	
TOTALS	RPI 1-25	RPI 26-50	W-L RECORDS	RPI 51-100	RPI 101-150	RPI 150+				
6- 15	0- 2	0- 2	OVERALL	0- 2	0- 4	6- 5				
6- 6	0- 1	0- 1	HOME	0- 0	0- 2	6- 2				
0- 9	0- 1	0- 1	AWAY	0- 2	0- 2	0- 3				
0- 0	0- 0	0- 0	NEUTRAL	0- 0	0- 0	0- 0				
4- 5	0- 2	0- 1	NON-CONFERENCE	0- 0	0- 2	4- 0				
4- 2	0- 1	0- 0	HOME	0- 0	0- 1	4- 0				
0- 3	0- 1	0- 1	AWAY	0- 0	0- 1	0- 0				
0- 0	0- 0	0- 0	NEUTRAL	0- 0	0- 0	0- 0				
2- 10	0- 0	0- 1	CONFERENCE	0- 2	0- 2	2- 5				
2- 4	0- 0	0- 1	HOME	0- 0	0- 1	2- 2				
0- 6	0- 0	0- 0	AWAY	0- 2	0- 1	0- 3				
0- 0	0- 0	0- 0	NEUTRAL	0- 0	0- 0	0- 0				

RPI 1-25				RPI 26-50				RPI 51-100				RPI 101+ Team's RPI: 259			
RPI	S	Opponent	Score	RPI	S	Opponent	Score	RPI	S	Opponent	Score	RPI	S	Opponent	Score
13	A	Gonzaga	39 50	36	A	BYU	42 51	54	A	New Mexico	58 70	109	A	Fresno St.	54 57
16	H	Arizona St.	39 70	47	H	Wyoming	49 60	55	A	Boise St.	57 70	109	H	Fresno St.	55 66
												123	H	Northern Colo.	47 53
												141	A	Colorado	40 59
												172	H	Denver	84 79
												199	H	UNLV	52 49
												202	A	San Diego St.	45 54
												211	H	Utah St.	53 72
												235	H	Northern Ariz.	65 54
												240	A	Nevada	57 68
												240	H	Nevada	38 62
												260	H	Cornell	56 53
												267	A	Air Force	48 63
												267	H	Air Force	55 48
												274	H	North Florida	61 59
LAST 12 Division I GAMES:															
202	A	San Diego St.	45 54	240	H	Nevada	38 62								
47	H	Wyoming	49 60	211	H	Utah St.	53 72								
240	A	Nevada	57 68	54	A	New Mexico	58 70								
267	H	Air Force	55 48	267	A	Air Force	48 63								
55	A	Boise St.	57 70	109	H	Fresno St.	55 66								
109	A	Fresno St.	54 57	199	H	UNLV	52 49								

Non-Div I Games: Chadron St. 91 38 Eastern N.M. 72 46

Colorado St.

Loss, Non-Conf, S Site, H Home A Away N Neutral

Average RPI Win: 207		WON-LOST	WINNING	LAST 10	STRENGTH OF	OPP. STRENGTH	TEAM	ADJ.	CONF.	ADJ CONF.
Average RPI Loss: 170		RECORD	PCT. RANK	GAMES	SCHEDULE	OF SCHEDULE	RPI	RPI	RPI	RPI
DIV. I ONLY		6- 14	277	0- 1	146	236	257	257	11	11
DIV. I NON-CONF.		4- 9	252	0- 0	209	272	261	261	11	11
TOTALS		RPI 1-25	RPI 26-50	W-L RECORDS	RPI 51-100	RPI 101-150	RPI 150+			
6- 14	0- 0		0- 0	OVERALL	0- 3	1- 3	5- 8			
4- 6	0- 0		0- 0	HOME	0- 2	1- 1	3- 3			
2- 8	0- 0		0- 0	AWAY	0- 1	0- 2	2- 5			
0- 0	0- 0		0- 0	NEUTRAL	0- 0	0- 0	0- 0			
4- 9	0- 0		0- 0	NON-CONFERENCE	0- 0	0- 3	4- 6			
2- 3	0- 0		0- 0	HOME	0- 0	0- 1	2- 2			
2- 6	0- 0		0- 0	AWAY	0- 0	0- 2	2- 4			
0- 0	0- 0		0- 0	NEUTRAL	0- 0	0- 0	0- 0			
2- 5	0- 0		0- 0	CONFERENCE	0- 3	1- 0	1- 2			
2- 3	0- 0		0- 0	HOME	0- 2	1- 0	1- 1			
0- 2	0- 0		0- 0	AWAY	0- 1	0- 0	0- 1			
0- 0	0- 0		0- 0	NEUTRAL	0- 0	0- 0	0- 0			

RPI 1-25				RPI 26-50				RPI 51-100				RPI 101+				Team's RPI: 257	
RPI	S	Opponent	Score	RPI	S	Opponent	Score	RPI	S	Opponent	Score	RPI	S	Opponent	Score		
								62	H	Penn	60	72	103	H	Houston	72	83
								76	A	Yale	61	69	104	H	Harvard	75	65
								85	H	Princeton	64	79	105	A	Boston College	60	74
													121	A	Fordham	49	68
													160	A	Mercer	72	68
													179	H	Hampton	88	63
													188	A	Illinois	69	76
													191	A	Milwaukee	65	78
													203	H	Dartmouth	69	70
													234	H	Albany (NY)	58	62
													237	A	Saint Joseph's	61	68
													248	A	Hofstra	65	63
													250	H	Cal St. Fullerton	58	61
													258	A	Colgate	71	84
													260	A	Cornell	51	60
													260	H	Cornell	65	57
													292	H	Army West Point	70	49
LAST 12 Division I GAMES:																	
				76	A	Yale	61	69	260	A	Cornell	51	60				
				203	H	Dartmouth	69	70	160	A	Mercer	72	68				
				104	H	Harvard	75	65	179	H	Hampton	88	63				
				62	H	Penn	60	72	234	H	Albany (NY)	58	62				
				85	H	Princeton	64	79	121	A	Fordham	49	68				
				260	H	Cornell	65	57	250	H	Cal St. Fullerton	58	61				

Non-Div I Games:

Columbia

Loss, Non-Conf, S Site, H Home A Away N Neutral

Average RPI Win:	347	WON-LOST	WINNING	LAST 10	STRENGTH OF	OPP. STRENGTH	TEAM	ADJ.	CONF.	ADJ CONF.
Average RPI Loss:	191	RECORD	PCT. RANK	GAMES	SCHEDULE	OF SCHEDULE	RPI	RPI	RPI	RPI
DIV. I ONLY	2- 21	345	0- 1	176	340	328	328	32	32	
DIV. I NON-CONF.	0- 12	336	0- 0	12	176	229	229	32	32	
TOTALS	RPI 1-25	RPI 26-50	W-L RECORDS	RPI 51-100	RPI 101-150	RPI 150+				
2- 21	0- 2	0- 1	OVERALL	0- 4	0- 2	2- 12				
1- 6	0- 0	0- 0	HOME	0- 0	0- 0	1- 6				
1- 14	0- 2	0- 1	AWAY	0- 4	0- 1	1- 6				
0- 1	0- 0	0- 0	NEUTRAL	0- 0	0- 1	0- 0				
0- 12	0- 2	0- 1	NON-CONFERENCE	0- 4	0- 2	0- 3				
0- 1	0- 0	0- 0	HOME	0- 0	0- 0	0- 1				
0- 10	0- 2	0- 1	AWAY	0- 4	0- 1	0- 2				
0- 1	0- 0	0- 0	NEUTRAL	0- 0	0- 1	0- 0				
2- 9	0- 0	0- 0	CONFERENCE	0- 0	0- 0	2- 9				
1- 5	0- 0	0- 0	HOME	0- 0	0- 0	1- 5				
1- 4	0- 0	0- 0	AWAY	0- 0	0- 0	1- 4				
0- 0	0- 0	0- 0	NEUTRAL	0- 0	0- 0	0- 0				

RPI 1-25				RPI 26-50				RPI 51-100				RPI 101+ Team's RPI: 328			
RPI	S	Opponent	Score	RPI	S	Opponent	Score	RPI	S	Opponent	Score	RPI	S	Opponent	Score
10	A	Mississippi St.	38 110	33	A	Ohio	62 87	63	A	West Virginia	37 78	101	A	Minnesota	52 84
17	A	Maryland	36 93					70	A	Old Dominion	51 81	120	N	UAB	61 86
								71	A	FGCU	61 93	213	A	Marshall	67 88
								100	A	Virginia	41 55	220	A	N.C. A&T	42 66
												233	A	Niagara	69 71
												238	H	Bethune-Cookman	65 71
												270	H	Norfolk St.	63 68
												296	H	Morgan St.	57 74
												304	A	South Carolina St.	55 60
												304	H	South Carolina St.	59 75
												311	H	UMBC	52 57
												341	A	N.C. Central	57 62
												345	A	Delaware St.	71 57
												346	A	Savannah St.	57 68
												346	H	Savannah St.	70 76
												349	H	Florida A&M	73 53
LAST 12 Division I GAMES:															
304	A	South Carolina St.	55 60	341	A	N.C. Central	57 62								
346	A	Savannah St.	57 68	304	H	South Carolina St.	59 75								
296	H	Morgan St.	57 74	270	H	Norfolk St.	63 68								
238	H	Bethune-Cookman	65 71	345	A	Delaware St.	71 57								
349	H	Florida A&M	73 53	346	H	Savannah St.	70 76								
220	A	N.C. A&T	42 66	70	A	Old Dominion	51 81								

Non-Div I Games:

Coppin St.

■ Loss,
 ■ Non-Conf,
 ■ S Site,
 ■ Home
 ■ A Away
 N Neutral

Average RPI Win:	268	WON-LOST	WINNING	LAST 10	STRENGTH OF	OPP. STRENGTH	TEAM	ADJ.	CONF.	ADJ CONF.
Average RPI Loss:	164	RECORD	PCT. RANK	GAMES	SCHEDULE	OF SCHEDULE	RPI	RPI	RPI	RPI
DIV. I ONLY	8- 10	206	1- 0	273	239	260	260	11	11	
DIV. I NON-CONF.	6- 5	143	0- 0	295	325	209	209	11	11	
TOTALS	RPI 1-25	RPI 26-50	W-L RECORDS	RPI 51-100	RPI 101-150	RPI 150+				
8- 10	0- 0	0- 0	OVERALL	0- 2	0- 2	8- 6				
6- 4	0- 0	0- 0	HOME	0- 2	0- 1	6- 1				
2- 6	0- 0	0- 0	AWAY	0- 0	0- 1	2- 5				
0- 0	0- 0	0- 0	NEUTRAL	0- 0	0- 0	0- 0				
6- 5	0- 0	0- 0	NON-CONFERENCE	0- 0	0- 1	6- 4				
5- 0	0- 0	0- 0	HOME	0- 0	0- 0	5- 0				
1- 5	0- 0	0- 0	AWAY	0- 0	0- 1	1- 4				
0- 0	0- 0	0- 0	NEUTRAL	0- 0	0- 0	0- 0				
2- 5	0- 0	0- 0	CONFERENCE	0- 2	0- 1	2- 2				
1- 4	0- 0	0- 0	HOME	0- 2	0- 1	1- 1				
1- 1	0- 0	0- 0	AWAY	0- 0	0- 0	1- 1				
0- 0	0- 0	0- 0	NEUTRAL	0- 0	0- 0	0- 0				

RPI	S	Opponent	Score	RPI	S	Opponent	Score	RPI	S	Opponent	Score	RPI	S	Opponent	Score	Team's RPI: 260
62	H	Penn	46	59	101	A	Minnesota	45	65							
85	H	Princeton	46	75	104	H	Harvard	61	68							
					153	A	Lehigh	54	67							
					159	A	Stony Brook	61	63							
					179	H	Hampton	79	53							
					203	H	Dartmouth	56	63							
					231	H	St. Bonaventure	58	44							
					234	H	Albany (NY)	48	34							
					251	A	Brown	65	53							
					256	A	Binghamton	61	72							
					257	A	Columbia	57	65							
					257	H	Columbia	60	51							
					259	A	Colorado St.	53	56							
					320	A	Lafayette	62	59							
					326	H	UMass Lowell	63	54							
					345	H	Delaware St.	94	59							
LAST 12 Division I GAMES:																
251	A	Brown	65	53	257	H	Columbia	60	51							
104	H	Harvard	61	68	231	H	St. Bonaventure	58	44							
203	H	Dartmouth	56	63	179	H	Hampton	79	53							
85	H	Princeton	46	75	320	A	Lafayette	62	59							
62	H	Penn	46	59	345	H	Delaware St.	94	59							
257	A	Columbia	57	65	159	A	Stony Brook	61	63							

Non-Div I Games:

Cornell

■ Loss,
 ■ Non-Conf, S Site,
 ■ Home
 ■ Away
 N Neutral

Creighton

Through Games Of Feb. 15, 2019

Average RPI Win: 166	WON-LOST	WINNING	LAST 10	STRENGTH OF	OPP. STRENGTH	TEAM	ADJ.	CONF.	ADJ CONF.
Average RPI Loss: 56	RECORD	PCT. RANK	GAMES	SCHEDULE	OF SCHEDULE	RPI	RPI	RPI	RPI
DIV. I ONLY	11- 14	210	0- 1	52	35	118	118	6	6
DIV. I NON-CONF.	6- 5	143	0- 0	110	42	100	100	4	4
TOTALS	RPI 1-25	RPI 26-50	W-L RECORDS	RPI 51-100	RPI 101-150	RPI 150+			
11- 14	0- 3	1- 6	OVERALL	3- 3	2- 2	5- 0			
5- 6	0- 1	0- 3	HOME	2- 1	1- 1	2- 0			
4- 8	0- 2	1- 3	AWAY	1- 2	0- 1	2- 0			
2- 0	0- 0	0- 0	NEUTRAL	0- 0	1- 0	1- 0			
6- 5	0- 2	0- 2	NON-CONFERENCE	1- 1	1- 0	4- 0			
2- 2	0- 1	0- 1	HOME	1- 0	0- 0	1- 0			
2- 3	0- 1	0- 1	AWAY	0- 1	0- 0	2- 0			
2- 0	0- 0	0- 0	NEUTRAL	0- 0	1- 0	1- 0			
5- 9	0- 1	1- 4	CONFERENCE	2- 2	1- 2	1- 0			
3- 4	0- 0	0- 2	HOME	1- 1	1- 1	1- 0			
2- 5	0- 1	1- 2	AWAY	1- 1	0- 1	0- 0			
0- 0	0- 0	0- 0	NEUTRAL	0- 0	0- 0	0- 0			

RPI 1-25				RPI 26-50				RPI 51-100				RPI 101+ Team's RPI: 118			
RPI	S	Opponent	Score	RPI	S	Opponent	Score	RPI	S	Opponent	Score	RPI	S	Opponent	Score
9	A	Marquette	67 85	29	A	South Dakota St.	48 74	81	A	UNI	55 65	108	H	Providence	63 77
18	A	Florida St.	52 71	31	A	DePaul	85 82	91	A	Georgetown	53 62	125	A	Seton Hall	75 82
20	H	Drake	69 85	38	H	South Dakota	65 77	91	H	Georgetown	65 38	125	H	Seton Hall	80 71
				41	A	Villanova	62 67	94	H	Nebraska	74 65	149	N	South Fla.	83 76
				41	H	Villanova	52 54	95	A	St. John's (NY)	65 63	174	H	Xavier	66 62
				45	A	Butler	46 66	95	H	St. John's (NY)	45 51	186	N	Vanderbilt	75 55
				45	H	Butler	43 75					246	A	Wichita St.	83 71
												315	H	Omaha	66 51
												324	A	North Dakota St.	86 51
LAST 12 Division I GAMES:															
45	A	Butler	46 66	45	H	Butler	43 75								
125	H	Seton Hall	80 71	174	H	Xavier	66 62								
95	H	St. John's (NY)	45 51	95	A	St. John's (NY)	65 63								
41	A	Villanova	62 67	125	A	Seton Hall	75 82								
91	A	Georgetown	53 62	91	H	Georgetown	65 38								
108	H	Providence	63 77	41	H	Villanova	52 54								

Non-Div I Games:

Creighton

Loss, Non-Conf, S Site, H Home A Away N Neutral

Average RPI Win:	267	WON-LOST	WINNING	LAST 10	STRENGTH OF	OPP. STRENGTH	TEAM	ADJ.	CONF.	ADJ CONF.
Average RPI Loss:	133	RECORD	PCT. RANK	GAMES	SCHEDULE	OF SCHEDULE	RPI	RPI	RPI	RPI
DIV. I ONLY	10- 10	163	0- 1	274	182	203	203	11	11	
DIV. I NON-CONF.	7- 6	153	0- 1	313	237	243	243	11	11	
TOTALS	RPI 1-25	RPI 26-50	W-L RECORDS	RPI 51-100	RPI 101-150	RPI 150+				
10- 10	0- 0	0- 1	OVERALL	0- 3	1- 3	9- 3				
5- 3	0- 0	0- 1	HOME	0- 1	1- 1	4- 0				
5- 5	0- 0	0- 0	AWAY	0- 1	0- 2	5- 2				
0- 2	0- 0	0- 0	NEUTRAL	0- 1	0- 0	0- 1				
7- 6	0- 0	0- 1	NON-CONFERENCE	0- 1	1- 1	6- 3				
5- 1	0- 0	0- 1	HOME	0- 0	1- 0	4- 0				
2- 3	0- 0	0- 0	AWAY	0- 0	0- 1	2- 2				
0- 2	0- 0	0- 0	NEUTRAL	0- 1	0- 0	0- 1				
3- 4	0- 0	0- 0	CONFERENCE	0- 2	0- 2	3- 0				
0- 2	0- 0	0- 0	HOME	0- 1	0- 1	0- 0				
3- 2	0- 0	0- 0	AWAY	0- 1	0- 1	3- 0				
0- 0	0- 0	0- 0	NEUTRAL	0- 0	0- 0	0- 0				

RPI S	Opponent	Score	RPI S	Opponent	Score	RPI S	Opponent	Score	RPI S	Opponent	Score	Team's RPI: 203
			32 H	Buffalo	69 75	51 N	Middle Tenn.	58 70	104 A	Harvard	46 56	
						62 H	Penn	44 60	104 H	Harvard	57 73	
						76 A	Yale	49 64	105 A	Boston College	68 99	
									138 H	Boston U.	64 44	
									249 A	San Diego	76 78	
									250 A	Cal St. Fullerton	62 67	
									251 A	Brown	81 61	
									256 H	Binghamton	63 39	
									257 A	Columbia	70 69	
									260 A	Cornell	63 56	
									268 A	Vermont	66 42	
									293 H	Fairfield	59 46	
									295 N	UC Santa Barbara	56 62	
									302 H	Loyola Maryland	54 41	
									321 A	New Hampshire	62 42	
									326 H	UMass Lowell	70 54	
LAST 12 Division I GAMES:												
295 N	UC Santa Barbara	56 62	104 H	Harvard	57 73							
62 H	Penn	44 60	104 A	Harvard	46 56							
257 A	Columbia	70 69	256 H	Binghamton	63 39							
260 A	Cornell	63 56	105 A	Boston College	68 99							
76 A	Yale	49 64	321 A	New Hampshire	62 42							
251 A	Brown	81 61	32 H	Buffalo	69 75							

Non-Div I Games:

Dartmouth

■ Loss,
 ■ Non-Conf,
 S Site,
 ■ Home
 ■ Away
 N Neutral

Average RPI Win:	208	WON-LOST	WINNING	LAST 10	STRENGTH OF	OPP. STRENGTH	TEAM	ADJ.	CONF.	ADJ CONF.
Average RPI Loss:	158	RECORD	PCT. RANK	GAMES	SCHEDULE	OF SCHEDULE	RPI	RPI	RPI	RPI
DIV. I ONLY	13- 10	137	0- 1	212	160	154	154	17	17	
DIV. I NON-CONF.	5- 7	206	0- 0	165	151	175	175	16	16	
TOTALS	RPI 1-25	RPI 26-50	W-L RECORDS	RPI 51-100	RPI 101-150	RPI 150+				
13- 10	0- 1	1- 0	OVERALL	0- 1	2- 2	10- 6				
7- 3	0- 0	0- 0	HOME	0- 0	1- 2	6- 1				
6- 7	0- 1	1- 0	AWAY	0- 1	1- 0	4- 5				
0- 0	0- 0	0- 0	NEUTRAL	0- 0	0- 0	0- 0				
5- 7	0- 1	1- 0	NON-CONFERENCE	0- 1	1- 1	3- 4				
3- 1	0- 0	0- 0	HOME	0- 0	1- 1	2- 0				
2- 6	0- 1	1- 0	AWAY	0- 1	0- 0	1- 4				
0- 0	0- 0	0- 0	NEUTRAL	0- 0	0- 0	0- 0				
8- 3	0- 0	0- 0	CONFERENCE	0- 0	1- 1	7- 2				
4- 2	0- 0	0- 0	HOME	0- 0	0- 1	4- 1				
4- 1	0- 0	0- 0	AWAY	0- 0	1- 0	3- 1				
0- 0	0- 0	0- 0	NEUTRAL	0- 0	0- 0	0- 0				

RPI 1-25				RPI 26-50				RPI 51-100				RPI 101+ Team's RPI: 154			
RPI	S	Opponent	Score	RPI	S	Opponent	Score	RPI	S	Opponent	Score	RPI	S	Opponent	Score
7	A	NC State	45 75	46	A	Clemson	90 80	85	A	Princeton	57 65	121	A	Fordham	60 56
												121	H	Fordham	42 58
												130	H	High Point	71 62
												142	H	Appalachian St.	78 81
												151	A	Charlotte	66 78
												165	A	Duquesne	62 47
												168	H	William & Mary	76 65
												195	A	Elon	72 73
												197	A	UNC Asheville	56 69
												204	H	Massachusetts	58 70
												205	A	George Washington	62 42
												214	H	George Mason	67 59
												229	A	Rhode Island	77 67
												231	H	St. Bonaventure	67 55
												237	A	Saint Joseph's	54 66
												241	A	Gardner-Webb	49 54
												255	H	Richmond	78 55
												285	H	La Salle	80 61
												319	A	Charleston So.	72 34
												333	H	Presbyterian	83 56
LAST 12 Division I GAMES:															
				121	H	Fordham	42 58					204	H	Massachusetts	58 70
				231	H	St. Bonaventure	67 55					255	H	Richmond	78 55
				237	A	Saint Joseph's	54 66					229	A	Rhode Island	77 67
				285	H	La Salle	80 61					165	A	Duquesne	62 47
				205	A	George Washington	62 42					214	H	George Mason	67 59
				121	A	Fordham	60 56					7	A	NC State	45 75

Non-Div I Games: Queens (NC) 80 47

Davidson

■ Loss,
 ■ Non-Conf,
 ■ S Site,
 ■ Home
 ■ A Away
 N Neutral

Average RPI Win:	192	WON-LOST	WINNING	LAST 10	STRENGTH OF	OPP. STRENGTH	TEAM	ADJ.	CONF.	ADJ CONF.
Average RPI Loss:	95	RECORD	PCT. RANK	GAMES	SCHEDULE	OF SCHEDULE	RPI	RPI	RPI	RPI
DIV. I ONLY	12- 10	144	0- 1	97	102	116	116	17	17	
DIV. I NON-CONF.	5- 6	177	0- 0	17	43	82	82	16	16	
TOTALS	RPI 1-25	RPI 26-50	W-L RECORDS	RPI 51-100	RPI 101-150	RPI 150+				
12- 10	0- 2	2- 1	OVERALL	1- 3	1- 1	8- 3				
9- 1	0- 0	1- 0	HOME	1- 1	1- 0	6- 0				
2- 8	0- 2	0- 1	AWAY	0- 1	0- 1	2- 3				
1- 1	0- 0	1- 0	NEUTRAL	0- 1	0- 0	0- 0				
5- 6	0- 2	2- 1	NON-CONFERENCE	1- 3	0- 0	2- 0				
4- 1	0- 0	1- 0	HOME	1- 1	0- 0	2- 0				
0- 4	0- 2	0- 1	AWAY	0- 1	0- 0	0- 0				
1- 1	0- 0	1- 0	NEUTRAL	0- 1	0- 0	0- 0				
7- 4	0- 0	0- 0	CONFERENCE	0- 0	1- 1	6- 3				
5- 0	0- 0	0- 0	HOME	0- 0	1- 0	4- 0				
2- 4	0- 0	0- 0	AWAY	0- 0	0- 1	2- 3				
0- 0	0- 0	0- 0	NEUTRAL	0- 0	0- 0	0- 0				

RPI 1-25				RPI 26-50				RPI 51-100				RPI 101+				Team's RPI: 116	
RPI	S	Opponent	Score	RPI	S	Opponent	Score	RPI	S	Opponent	Score	RPI	S	Opponent	Score		
14	A	South Carolina	55 65	32	H	Buffalo	72 59	66	A	Green Bay	35 51	102	A	VCU	62 64		
17	A	Maryland	71 82	37	A	James Madison	55 68	68	N	Virginia Tech	57 69	121	H	Fordham	72 50		
				42	N	Georgia Tech	85 66	72	H	Toledo	70 49	165	A	Duquesne	57 85		
								87	H	Northeastern	79 84	184	A	Saint Louis	65 68		
												204	H	Massachusetts	75 47		
												205	A	George Washington	45 46		
												229	A	Rhode Island	74 62		
												231	A	St. Bonaventure	62 49		
												237	H	Saint Joseph's	72 65		
												255	H	Richmond	71 50		
												258	H	Colgate	67 58		
												285	H	La Salle	84 45		
												334	H	Evansville	69 30		
LAST 12 Division I GAMES:																	
102	A	VCU	62 64	121	H	Fordham	72 50	231	A	St. Bonaventure	62 49	205	A	George Washington	45 46		
165	A	Duquesne	57 85	204	H	Massachusetts	75 47	285	H	La Salle	84 45	42	N	Georgia Tech	85 66		
255	H	Richmond	71 50														
229	A	Rhode Island	74 62														
237	H	Saint Joseph's	72 65														
184	A	Saint Louis	65 68														

Non-Div I Games:

Dayton

■ Loss,
 ■ Non-Conf,
 S Site,
 ■ Home
 ■ Away
 N Neutral

Average RPI Win:	127	WON-LOST	WINNING	LAST 10	STRENGTH OF	OPP. STRENGTH	TEAM	ADJ.	CONF.	ADJ CONF.
Average RPI Loss:	39	RECORD	PCT. RANK	GAMES	SCHEDULE	OF SCHEDULE	RPI	RPI	RPI	RPI
DIV. I ONLY	18- 7	66	1- 0	47	12	31	31	6	6	
DIV. I NON-CONF.	9- 3	61	0- 0	97	7	42	42	4	4	
TOTALS	RPI 1-25	RPI 26-50	W-L RECORDS	RPI 51-100	RPI 101-150	RPI 150+				
18- 7	0- 5	3- 0	OVERALL	7- 0	2- 2	6- 0				
9- 4	0- 2	1- 0	HOME	4- 0	1- 2	3- 0				
7- 2	0- 2	2- 0	AWAY	1- 0	1- 0	3- 0				
2- 1	0- 1	0- 0	NEUTRAL	2- 0	0- 0	0- 0				
9- 3	0- 3	0- 0	NON-CONFERENCE	4- 0	0- 0	5- 0				
5- 1	0- 1	0- 0	HOME	2- 0	0- 0	3- 0				
2- 1	0- 1	0- 0	AWAY	0- 0	0- 0	2- 0				
2- 1	0- 1	0- 0	NEUTRAL	2- 0	0- 0	0- 0				
9- 4	0- 2	3- 0	CONFERENCE	3- 0	2- 2	1- 0				
4- 3	0- 1	1- 0	HOME	2- 0	1- 2	0- 0				
5- 1	0- 1	2- 0	AWAY	1- 0	1- 0	1- 0				
0- 0	0- 0	0- 0	NEUTRAL	0- 0	0- 0	0- 0				

RPI 1-25				RPI 26-50				Team's RPI: 31				RPI 51-100				RPI 101+			
RPI	S	Opponent	Score	RPI	S	Opponent	Score	RPI	S	Opponent	Score	RPI	S	Opponent	Score	RPI	S	Opponent	Score
1	H	Notre Dame	77 101	41	A	Villanova	66 59	56	N	Kansas St.	79 59	108	H	Providence	88 62				
6	A	UConn	63 99	41	H	Villanova	93 70	66	H	Green Bay	73 64	118	H	Creighton	82 85				
8	N	Syracuse	81 83	45	A	Butler	86 78	85	N	Princeton	82 67	125	A	Seton Hall	94 85				
9	A	Marquette	63 96					89	H	Northwestern	76 60	125	H	Seton Hall	73 84				
9	H	Marquette	87 93					91	A	Georgetown	69 64	158	A	Oklahoma	87 76				
								91	H	Georgetown	76 71	166	H	Temple	102 88				
								95	H	St. John's (NY)	73 64	174	A	Xavier	73 71				
												225	A	Loyola Chicago	102 76				
												291	H	Tennessee St.	95 73				
												346	H	Savannah St.	124 61				
LAST 12 Division I GAMES:																			
125	A	Seton Hall	94 85	125	H	Seton Hall	73 84												
91	H	Georgetown	76 71	95	H	St. John's (NY)	73 64												
41	H	Villanova	93 70	41	A	Villanova	66 59												
9	H	Marquette	87 93	91	A	Georgetown	69 64												
174	A	Xavier	73 71	9	A	Marquette	63 96												
45	A	Butler	86 78	108	H	Providence	88 62												

Non-Div I Games:

DePaul

■ Loss,
■ Non-Conf,
■ S Site,
■ H Home
■ A Away
N Neutral

Delaware

Through Games Of Feb. 15, 2019

Average RPI Win:	220	WON-LOST	WINNING	LAST 10	STRENGTH OF	OPP. STRENGTH	TEAM	ADJ.	CONF.	ADJ CONF.
Average RPI Loss:	97	RECORD	PCT. RANK	GAMES	SCHEDULE	OF SCHEDULE	RPI	RPI	RPI	RPI
DIV. I ONLY	11- 12	179	1- 0	74	198	144	144	10	10	
DIV. I NON-CONF.	5- 7	206	1- 0	120	298	191	191	10	10	
TOTALS	RPI 1-25	RPI 26-50	W-L RECORDS	RPI 51-100	RPI 101-150	RPI 150+				
11- 12	0- 2	0- 1	OVERALL	1- 4	1- 3	9- 2				
5- 5	0- 2	0- 1	HOME	1- 1	1- 1	3- 0				
4- 5	0- 0	0- 0	AWAY	0- 3	0- 1	4- 1				
2- 2	0- 0	0- 0	NEUTRAL	0- 0	0- 1	2- 1				
5- 7	0- 2	0- 0	NON-CONFERENCE	0- 1	0- 2	5- 2				
2- 2	0- 2	0- 0	HOME	0- 0	0- 0	2- 0				
1- 3	0- 0	0- 0	AWAY	0- 1	0- 1	1- 1				
2- 2	0- 0	0- 0	NEUTRAL	0- 0	0- 1	2- 1				
6- 5	0- 0	0- 1	CONFERENCE	1- 3	1- 1	4- 0				
3- 3	0- 0	0- 1	HOME	1- 1	1- 1	1- 0				
3- 2	0- 0	0- 0	AWAY	0- 2	0- 0	3- 0				
0- 0	0- 0	0- 0	NEUTRAL	0- 0	0- 0	0- 0				

RPI 1-25			RPI 26-50			RPI 51-100			RPI 101+			Team's RPI: 144
RPI	S	Opponent	Score	RPI	S	Opponent	Score	RPI	S	Opponent	Score	
15	H	UCF	60 71	37	H	James Madison	43 68	80	A	Drexel	41 58	110 H Towson 48 56
17	H	Maryland	53 77					80 H Drexel 40 57				115 H UNCW 65 53
								81 A UNI 67 79				138 A Boston U. 61 72
								87 A Northeastern 62 75				146 N Montana St. 60 69
								87 H Northeastern 77 63				162 N Bradley 47 59
												168 A William & Mary 70 59
												180 N Nicholls St. 71 56
												195 A Elon 74 63
												214 A George Mason 46 72
												237 H Saint Joseph's 48 39
												241 H Gardner-Webb 69 45
												248 A Hofstra 78 59
												288 H Col. of Charleston 74 50
												320 N Lafayette 65 47
												345 A Delaware St. 85 77
LAST 12 Division I GAMES:												
320	N	Lafayette	65 47	288	H	Col. of Charleston	74 50					
180	N	Nicholls St.	71 56	115	H	UNCW	65 53					
87	H	Northeastern	77 63	87	A	Northeastern	62 75					
80	A	Drexel	41 58	248	A	Hofstra	78 59					
195	A	Elon	74 63	80	H	Drexel	40 57					
168	A	William & Mary	70 59	110	H	Towson	48 56					

Non-Div I Games:

Delaware

Loss, Non-Conf, S Site, H Home A Away N Neutral

Average RPI Win:	344	WON-LOST	WINNING	LAST 10	STRENGTH OF	OPP. STRENGTH	TEAM	ADJ.	CONF.	ADJ CONF.
Average RPI Loss:	217	RECORD	PCT. RANK	GAMES	SCHEDULE	OF SCHEDULE	RPI	RPI	RPI	RPI
DIV. I ONLY	2- 18	340	0- 1	290	348	345	345	32	32	
DIV. I NON-CONF.	0- 9	336	0- 0	121	231	322	322	32	32	
TOTALS	RPI 1-25	RPI 26-50	W-L RECORDS	RPI 51-100	RPI 101-150	RPI 150+				
2- 18	0- 0	0- 1	OVERALL	0- 1	0- 2	2- 14				
2- 5	0- 0	0- 1	HOME	0- 0	0- 1	2- 3				
0- 13	0- 0	0- 0	AWAY	0- 1	0- 1	0- 11				
0- 0	0- 0	0- 0	NEUTRAL	0- 0	0- 0	0- 0				
0- 9	0- 0	0- 1	NON-CONFERENCE	0- 1	0- 2	0- 5				
0- 2	0- 0	0- 1	HOME	0- 0	0- 1	0- 0				
0- 7	0- 0	0- 0	AWAY	0- 1	0- 1	0- 5				
0- 0	0- 0	0- 0	NEUTRAL	0- 0	0- 0	0- 0				
2- 9	0- 0	0- 0	CONFERENCE	0- 0	0- 0	2- 9				
2- 3	0- 0	0- 0	HOME	0- 0	0- 0	2- 3				
0- 6	0- 0	0- 0	AWAY	0- 0	0- 0	0- 6				
0- 0	0- 0	0- 0	NEUTRAL	0- 0	0- 0	0- 0				

RPI 1-25				RPI 26-50				RPI 51-100				RPI 101+ Team's RPI: 345			
RPI	S	Opponent	Score	RPI	S	Opponent	Score	RPI	S	Opponent	Score	RPI	S	Opponent	Score
				37	H	James Madison	57 103	95	A	St. John's (NY)	44 82	102	A	VCU	55 97
												144	H	Delaware	77 85
												166	A	Temple	61 75
												174	A	Xavier	59 80
												213	A	Marshall	63 75
												216	A	Robert Morris	63 64
												220	A	N.C. A&T	49 72
												220	H	N.C. A&T	47 67
												230	A	Howard	62 78
												238	A	Bethune-Cookman	55 67
												260	A	Cornell	59 94
												270	A	Norfolk St.	50 63
												304	H	South Carolina St.	60 63
												328	H	Coppin St.	57 71
												341	A	N.C. Central	64 65
												341	H	N.C. Central	71 61
												346	H	Savannah St.	66 58
												349	A	Florida A&M	52 57
LAST 12 Division I GAMES:															
				341	A	N.C. Central	64 65	238	A	Bethune-Cookman	55 67				
				220	A	N.C. A&T	49 72	341	H	N.C. Central	71 61				
				304	H	South Carolina St.	60 63	220	H	N.C. A&T	47 67				
				346	H	Savannah St.	66 58	328	H	Coppin St.	57 71				
				230	A	Howard	62 78	270	A	Norfolk St.	50 63				
				349	A	Florida A&M	52 57	102	A	VCU	55 97				

Non-Div I Games: Post 65 53 Cheyney 79 59

Delaware St.

Loss, Non-Conf, S Site, H Home A Away N Neutral

Average RPI Win:	215	WON-LOST	WINNING	LAST 10	STRENGTH OF	OPP. STRENGTH	TEAM	ADJ.	CONF.	ADJ CONF.
Average RPI Loss:	157	RECORD	PCT. RANK	GAMES	SCHEDULE	OF SCHEDULE	RPI	RPI	RPI	RPI
DIV. I ONLY	14- 11	140	1- 0	236	183	172	172	19	19	
DIV. I NON-CONF.	7- 6	153	0- 0	181	164	162	162	19	19	
TOTALS	RPI 1-25	RPI 26-50	W-L RECORDS	RPI 51-100	RPI 101-150	RPI 150+				
14- 11	0- 0	1- 3	OVERALL	2- 1	1- 1	10- 6				
11- 2	0- 0	1- 1	HOME	2- 0	1- 0	7- 1				
3- 9	0- 0	0- 2	AWAY	0- 1	0- 1	3- 5				
0- 0	0- 0	0- 0	NEUTRAL	0- 0	0- 0	0- 0				
7- 6	0- 0	0- 1	NON-CONFERENCE	2- 1	1- 1	4- 3				
6- 1	0- 0	0- 0	HOME	2- 0	1- 0	3- 1				
1- 5	0- 0	0- 1	AWAY	0- 1	0- 1	1- 2				
0- 0	0- 0	0- 0	NEUTRAL	0- 0	0- 0	0- 0				
7- 5	0- 0	1- 2	CONFERENCE	0- 0	0- 0	6- 3				
5- 1	0- 0	1- 1	HOME	0- 0	0- 0	4- 0				
2- 4	0- 0	0- 1	AWAY	0- 0	0- 0	2- 3				
0- 0	0- 0	0- 0	NEUTRAL	0- 0	0- 0	0- 0				

RPI S	Opponent	Score	RPI S	Opponent	Score	RPI S	Opponent	Score	RPI S	Opponent	Score	Team's RPI: 172
29	A South Dakota St.	59 76	29	H South Dakota St.	67 83	66	H Lamar University	117 110	113	H Loyola Marymount	104 75	
38	H South Dakota	104 99	94	A Nebraska	71 96	123	A Northern Colo.	66 74	155	A New Mexico St.	64 66	
47	A Wyoming	74 78	98	H American	83 54	171	A Oral Roberts	66 74	171	H Oral Roberts	93 76	
LAST 12 Division I GAMES:												
332	H Purdue Fort Wayne	82 62	324	H North Dakota St.	81 54	218	A Western Ill.	78 87	227	H North Dakota	87 66	
324	A North Dakota St.	87 67	29	A South Dakota St.	59 76	227	H North Dakota	87 66	228	H UMKC	92 75	
171	A Oral Roberts	66 74	38	H South Dakota	104 99	231	H St. Bonaventure	76 62	259	A Colorado St.	79 84	
29	H South Dakota St.	67 83	218	A Western Ill.	78 87	267	H Air Force	92 66	273	H Samford	83 87	
332	A Purdue Fort Wayne	55 70	315	A Omaha	95 68	282	A Southern Utah	71 70	324	A North Dakota St.	87 67	
171	H Oral Roberts	93 76	324	H North Dakota St.	81 54	332	H Purdue Fort Wayne	82 62	332	H Purdue Fort Wayne	55 70	

Non-Div I Games:

Denver

■ Loss,
 ■ Non-Conf,
 ■ S Site,
 ■ H Home
 ■ A Away
 N Neutral

Detroit Mercy

Through Games Of Feb. 15, 2019

Average RPI Win:	323	WON-LOST	WINNING	LAST 10	STRENGTH OF	OPP. STRENGTH	TEAM	ADJ.	CONF.	ADJ CONF.
Average RPI Loss:	180	RECORD	PCT. RANK	GAMES	SCHEDULE	OF SCHEDULE	RPI	RPI	RPI	RPI
DIV. I ONLY	3- 20	335	1- 0	309	206	335	335	21	21	
DIV. I NON-CONF.	1- 9	326	0- 0	263	167	321	321	17	17	
TOTALS	RPI 1-25	RPI 26-50	W-L RECORDS	RPI 51-100	RPI 101-150	RPI 150+				
3- 20	0- 0	0- 1	OVERALL	0- 5	0- 3	3- 11				
1- 8	0- 0	0- 0	HOME	0- 2	0- 1	1- 5				
2- 12	0- 0	0- 1	AWAY	0- 3	0- 2	2- 6				
0- 0	0- 0	0- 0	NEUTRAL	0- 0	0- 0	0- 0				
1- 9	0- 0	0- 1	NON-CONFERENCE	0- 3	0- 0	1- 5				
0- 3	0- 0	0- 0	HOME	0- 1	0- 0	0- 2				
1- 6	0- 0	0- 1	AWAY	0- 2	0- 0	1- 3				
0- 0	0- 0	0- 0	NEUTRAL	0- 0	0- 0	0- 0				
2- 11	0- 0	0- 0	CONFERENCE	0- 2	0- 3	2- 6				
1- 5	0- 0	0- 0	HOME	0- 1	0- 1	1- 3				
1- 6	0- 0	0- 0	AWAY	0- 1	0- 2	1- 3				
0- 0	0- 0	0- 0	NEUTRAL	0- 0	0- 0	0- 0				

RPI S	Opponent	Score	RPI S	Opponent	Score	RPI S	Opponent	Score	RPI S	Opponent	Score	Team's RPI: 335
49	A Michigan	62 95	59	H Miami (OH)	59 78	114	A Youngstown St.	45 91				
			66	H Green Bay	40 65	114	H Youngstown St.	59 85				
			72	A Toledo	60 77	124	A IUPUI	47 82				
			77	A Wright St.	59 78	191	H Milwaukee	44 62				
			90	A Ohio St.	41 55	194	A Eastern Mich.	53 60				
						210	A Bowling Green	73 79				
						225	A Loyola Chicago	43 52				
						272	A Northern Ky.	56 68				
						276	H Western Mich.	44 54				
						278	A Cleveland St.	51 67				
						278	H Cleveland St.	49 67				
						297	A Manhattan	58 56				
						299	A Oakland	67 74				
						299	H Oakland	65 76				
						315	H Omaha	42 51				
						336	A UIC	42 36				
						336	H UIC	62 45				
LAST 12 Division I GAMES:												
336	H UIC	62 45	191	H Milwaukee	44 62							
299	H Oakland	65 76	66	H Green Bay	40 65							
114	A Youngstown St.	45 91	336	A UIC	42 36							
278	A Cleveland St.	51 67	124	A IUPUI	47 82							
77	A Wright St.	59 78	299	A Oakland	67 74							
272	A Northern Ky.	56 68	278	H Cleveland St.	49 67							

Non-Div I Games: Mich.-Dearborn 68 60

Detroit Mercy

Loss, Non-Conf, S Site, H Home A Away N Neutral

Drake

Through Games Of Feb. 15, 2019

Average RPI Win:	161	WON-LOST	WINNING	LAST 10	STRENGTH OF	OPP. STRENGTH	TEAM	ADJ.	CONF.	ADJ CONF.
Average RPI Loss:	26	RECORD	PCT. RANK	GAMES	SCHEDULE	OF SCHEDULE	RPI	RPI	RPI	RPI
DIV. I ONLY	18- 5	36	1- 0	43	80	20	20	13	13	
DIV. I NON-CONF.	7- 4	108	1- 0	7	2	12	12	14	14	
TOTALS	RPI 1-25	RPI 26-50	W-L RECORDS	RPI 51-100	RPI 101-150	RPI 150+				
18- 5	1- 3	2- 1	OVERALL	3- 1	1- 0	11- 0				
6- 2	0- 1	1- 0	HOME	1- 1	0- 0	4- 0				
10- 2	0- 1	0- 1	AWAY	2- 0	1- 0	7- 0				
2- 1	1- 1	1- 0	NEUTRAL	0- 0	0- 0	0- 0				
7- 4	1- 3	2- 1	NON-CONFERENCE	1- 0	1- 0	2- 0				
2- 1	0- 1	1- 0	HOME	0- 0	0- 0	1- 0				
3- 2	0- 1	0- 1	AWAY	1- 0	1- 0	1- 0				
2- 1	1- 1	1- 0	NEUTRAL	0- 0	0- 0	0- 0				
11- 1	0- 0	0- 0	CONFERENCE	2- 1	0- 0	9- 0				
4- 1	0- 0	0- 0	HOME	1- 1	0- 0	3- 0				
7- 0	0- 0	0- 0	AWAY	1- 0	0- 0	6- 0				
0- 0	0- 0	0- 0	NEUTRAL	0- 0	0- 0	0- 0				

RPI	S	Opponent	Score
1	N	Notre Dame	64 82
11	A	Iowa St.	81 86
12	H	Iowa	82 91
14	N	South Carolina	90 85

RPI	S	Opponent	Score
28	N	Rutgers	69 59
29	A	South Dakota St.	71 80
38	H	South Dakota	76 64

RPI	S	Opponent	Score
75	H	Missouri St.	79 85
81	A	UNI	88 64
81	H	UNI	76 61
94	A	Nebraska	83 77

RPI	S	Opponent	Score
118	A	Creighton	85 69
152	H	Southern Ill.	94 66
162	A	Bradley	92 63
164	H	CSUN	73 63
170	A	Illinois St.	82 64
187	A	Indiana St.	70 68
218	A	Western Ill.	98 71
225	A	Loyola Chicago	83 55
225	H	Loyola Chicago	69 60
306	A	Valparaiso	88 62
306	H	Valparaiso	84 53
334	A	Evansville	78 47

LAST 12 Division I GAMES:

14	N	South Carolina	90 85	75	H	Missouri St.	79 85
1	N	Notre Dame	64 82	334	A	Evansville	78 47
81	H	UNI	76 61	187	A	Indiana St.	70 68
225	A	Loyola Chicago	83 55	81	A	UNI	88 64
306	A	Valparaiso	88 62	306	H	Valparaiso	84 53
152	H	Southern Ill.	94 66	225	H	Loyola Chicago	69 60

Non-Div I Games: Clarke 91 43

Drake

Loss, Non-Conf, S Site, H Home A Away N Neutral

Average RPI Win:	209	WON-LOST	WINNING	LAST 10	STRENGTH OF	OPP. STRENGTH	TEAM	ADJ.	CONF.	ADJ CONF.
Average RPI Loss:	70	RECORD	PCT. RANK	GAMES	SCHEDULE	OF SCHEDULE	RPI	RPI	RPI	RPI
DIV. I ONLY	17- 5	37	1- 0	145	149	80	80	10	10	
DIV. I NON-CONF.	8- 3	72	1- 0	146	253	92	92	10	10	
TOTALS	RPI 1-25	RPI 26-50	W-L RECORDS	RPI 51-100	RPI 101-150	RPI 150+				
17- 5	0- 0	1- 1	OVERALL	1- 3	3- 1	12- 0				
7- 4	0- 0	1- 1	HOME	0- 2	2- 1	4- 0				
9- 0	0- 0	0- 0	AWAY	1- 0	1- 0	7- 0				
1- 1	0- 0	0- 0	NEUTRAL	0- 1	0- 0	1- 0				
8- 3	0- 0	1- 0	NON-CONFERENCE	0- 3	0- 0	7- 0				
3- 2	0- 0	1- 0	HOME	0- 2	0- 0	2- 0				
4- 0	0- 0	0- 0	AWAY	0- 0	0- 0	4- 0				
1- 1	0- 0	0- 0	NEUTRAL	0- 1	0- 0	1- 0				
9- 2	0- 0	0- 1	CONFERENCE	1- 0	3- 1	5- 0				
4- 2	0- 0	0- 1	HOME	0- 0	2- 1	2- 0				
5- 0	0- 0	0- 0	AWAY	1- 0	1- 0	3- 0				
0- 0	0- 0	0- 0	NEUTRAL	0- 0	0- 0	0- 0				

RPI 1-25				RPI 26-50				RPI 51-100				Team's RPI: 80	RPI 101+			
RPI	S	Opponent	Score	RPI	S	Opponent	Score	RPI	S	Opponent	Score		RPI	S	Opponent	Score
				37	H	James Madison	35 51	62	H	Penn	39 55		110	H	Towson	54 55
				39	H	Bucknell	64 42	64	H	Quinnipiac	52 56		115	H	UNCW	67 55
								77	N	Wright St.	63 71		144	A	Delaware	57 40
								87	A	Northeastern	61 59		144	H	Delaware	58 41
													168	A	William & Mary	62 58
													195	A	Elon	59 44
													237	H	Saint Joseph's	51 34
													241	H	Gardner-Webb	65 48
													248	A	Hofstra	61 49
													248	H	Hofstra	62 39
													255	A	Richmond	58 35
													268	A	Vermont	60 44
													285	A	La Salle	58 43
													288	H	Col. of Charleston	76 53
													290	N	Siena	51 39
													297	A	Manhattan	53 39
LAST 12 Division I GAMES:																
				268	A	Vermont	60 44	288	H	Col. of Charleston	76 53					
				248	H	Hofstra	62 39	248	A	Hofstra	61 49					
				144	H	Delaware	58 41	87	A	Northeastern	61 59					
				168	A	William & Mary	62 58	144	A	Delaware	57 40					
				195	A	Elon	59 44	37	H	James Madison	35 51					
				115	H	UNCW	67 55	110	H	Towson	54 55					

Non-Div I Games:

Drexel

■ Loss,
 ■ Non-Conf,
 ■ S Site,
 ■ H Home
 ■ A Away
 N Neutral

Average RPI Win:	138	WON-LOST	WINNING	LAST 10	STRENGTH OF	OPP. STRENGTH	TEAM	ADJ.	CONF.	ADJ CONF.
Average RPI Loss:	51	RECORD	PCT. RANK	GAMES	SCHEDULE	OF SCHEDULE	RPI	RPI	RPI	RPI
DIV. I ONLY	11- 13	192	0- 1	23	8	86	86	1	1	
DIV. I NON-CONF.	8- 4	91	0- 1	77	54	51	51	1	1	
TOTALS	RPI 1-25	RPI 26-50	W-L RECORDS	RPI 51-100	RPI 101-150	RPI 150+				
11- 13	0- 6	1- 2	OVERALL	2- 3	3- 1	5- 1				
7- 4	0- 3	0- 0	HOME	1- 1	3- 0	3- 0				
3- 4	0- 2	1- 2	AWAY	1- 2	0- 1	1- 0				
1- 2	0- 1	0- 0	NEUTRAL	0- 0	0- 0	1- 1				
8- 4	0- 1	0- 1	NON-CONFERENCE	2- 1	1- 0	5- 1				
5- 0	0- 0	0- 0	HOME	1- 0	1- 0	3- 0				
2- 2	0- 0	0- 1	AWAY	1- 1	0- 0	1- 0				
1- 2	0- 1	0- 0	NEUTRAL	0- 0	0- 0	1- 1				
3- 9	0- 5	1- 1	CONFERENCE	0- 2	2- 1	0- 0				
2- 4	0- 3	0- 0	HOME	0- 1	2- 0	0- 0				
1- 5	0- 2	1- 1	AWAY	0- 1	0- 1	0- 0				
0- 0	0- 0	0- 0	NEUTRAL	0- 0	0- 0	0- 0				

RPI S Opponent Score	RPI S Opponent Score	RPI S Opponent Score	RPI S Opponent Score
3 H Louisville 51 73	27 A Oregon St. 57 71	68 H Virginia Tech 57 64	105 A Boston College 90 92
7 A NC State 51 63	30 A North Carolina 85 69	71 H FGCU 57 41	119 H Wake Forest 66 52
8 H Syracuse 55 64	42 A Georgia Tech 64 70	74 A Maine 66 63	122 H Pittsburgh 74 55
18 A Florida St. 62 66		89 A Northwestern 58 84	145 H Marist 64 56
21 H Miami (FL) 50 58		100 A Virginia 47 53	156 N Washington 64 71
24 N Missouri 54 62			176 A Wisconsin 60 53
			192 N Ball St. 79 62
			195 H Elon 81 64
			196 H East Carolina 83 66
			199 H UNLV 66 38
LAST 12 Division I GAMES:			
24 N Missouri 54 62	105 A Boston College 90 92		
192 N Ball St. 79 62	8 H Syracuse 55 64		
68 H Virginia Tech 57 64	119 H Wake Forest 66 52		
100 A Virginia 47 53	18 A Florida St. 62 66		
30 A North Carolina 85 69	21 H Miami (FL) 50 58		
122 H Pittsburgh 74 55	42 A Georgia Tech 64 70		

Non-Div I Games:

Duke

■ Loss,
 ■ Non-Conf, S Site,
 ■ Home
 ■ Away
 N Neutral

Average RPI Win:	204	WON-LOST	WINNING	LAST 10	STRENGTH OF	OPP. STRENGTH	TEAM	ADJ.	CONF.	ADJ CONF.
Average RPI Loss:	116	RECORD	PCT. RANK	GAMES	SCHEDULE	OF SCHEDULE	RPI	RPI	RPI	RPI
DIV. I ONLY	12- 12	163	0- 1	171	92	165	165	17	17	
DIV. I NON-CONF.	6- 7	172	0- 0	101	17	127	127	16	16	
TOTALS	RPI 1-25	RPI 26-50	W-L RECORDS	RPI 51-100	RPI 101-150	RPI 150+				
12- 12	0- 3	0- 1	OVERALL	1- 1	2- 2	9- 5				
6- 5	0- 1	0- 0	HOME	0- 0	1- 1	5- 3				
6- 5	0- 1	0- 1	AWAY	1- 1	1- 1	4- 1				
0- 2	0- 1	0- 0	NEUTRAL	0- 0	0- 0	0- 1				
6- 7	0- 3	0- 1	NON-CONFERENCE	1- 1	1- 1	4- 1				
3- 2	0- 1	0- 0	HOME	0- 0	0- 1	3- 0				
3- 3	0- 1	0- 1	AWAY	1- 1	1- 0	1- 0				
0- 2	0- 1	0- 0	NEUTRAL	0- 0	0- 0	0- 1				
6- 5	0- 0	0- 0	CONFERENCE	0- 0	1- 1	5- 4				
3- 3	0- 0	0- 0	HOME	0- 0	1- 0	2- 3				
3- 2	0- 0	0- 0	AWAY	0- 0	0- 1	3- 1				
0- 0	0- 0	0- 0	NEUTRAL	0- 0	0- 0	0- 0				

RPI S	Opponent	Score	RPI S	Opponent	Score	RPI S	Opponent	Score	RPI S	Opponent	Score	Team's RPI: 165
8 N	Syracuse	71 87	35 A	TCU	48 61	72 A	Toledo	52 65	116 H	Dayton	85 57	
15 H	UCF	63 71				79 A	Kent St.	77 72	121 A	Fordham	46 57	
25 A	Texas	41 78							122 H	Pittsburgh	58 66	
									137 A	Penn St.	64 58	
									154 H	Davidson	47 62	
									166 H	Temple	54 53	
									184 H	Saint Louis	63 67	
									204 A	Massachusetts	66 69	
									205 H	George Washington	54 55	
									214 A	George Mason	60 57	
									215 A	Saint Francis (PA)	93 73	
									231 A	St. Bonaventure	60 54	
									237 H	Saint Joseph's	81 73	
									242 N	Liberty	51 55	
									254 H	ETSU	66 58	
									255 H	Richmond	80 54	
									263 H	Mt. St. Mary's	73 64	
									285 A	La Salle	66 62	
LAST 12 Division I GAMES:												
184 H	Saint Louis	63 67	255 H	Richmond	80 54							
116 H	Dayton	85 57	237 H	Saint Joseph's	81 73							
204 A	Massachusetts	66 69	214 A	George Mason	60 57							
121 A	Fordham	46 57	154 H	Davidson	47 62							
205 H	George Washington	54 55	231 A	St. Bonaventure	60 54							
285 A	La Salle	66 62	166 H	Temple	54 53							

Non-Div I Games:

Duquesne

■ Loss,
 ■ Non-Conf,
 S Site,
 ■ Home
 ■ Away
 N Neutral

ETSU

ETSU

ETSU

Page 75

East Carolina

Through Games Of Feb. 15, 2019

Average RPI Win:	249	WON-LOST	WINNING	LAST 10	STRENGTH OF	OPP. STRENGTH	TEAM	ADJ.	CONF.	ADJ CONF.
Average RPI Loss:	133	RECORD	PCT. RANK	GAMES	SCHEDULE	OF SCHEDULE	RPI	RPI	RPI	RPI
DIV. I ONLY	13- 11	150	1- 0	254	162	196	196	9	9	
DIV. I NON-CONF.	9- 4	85	0- 0	316	279	204	204	9	9	
TOTALS	RPI 1-25	RPI 26-50	W-L RECORDS	RPI 51-100	RPI 101-150	RPI 150+				
13- 11	0- 2	0- 0	OVERALL	0- 1	2- 3	11- 5				
10- 3	0- 1	0- 0	HOME	0- 0	2- 2	8- 0				
1- 8	0- 1	0- 0	AWAY	0- 1	0- 1	1- 5				
2- 0	0- 0	0- 0	NEUTRAL	0- 0	0- 0	2- 0				
9- 4	0- 0	0- 0	NON-CONFERENCE	0- 1	1- 1	8- 2				
7- 1	0- 0	0- 0	HOME	0- 0	1- 1	6- 0				
0- 3	0- 0	0- 0	AWAY	0- 1	0- 0	0- 2				
2- 0	0- 0	0- 0	NEUTRAL	0- 0	0- 0	2- 0				
4- 7	0- 2	0- 0	CONFERENCE	0- 0	1- 2	3- 3				
3- 2	0- 1	0- 0	HOME	0- 0	1- 1	2- 0				
1- 5	0- 1	0- 0	AWAY	0- 0	0- 1	1- 3				
0- 0	0- 0	0- 0	NEUTRAL	0- 0	0- 0	0- 0				

RPI	S	Opponent	Score	RPI	S	Opponent	Score	RPI	S	Opponent	Score	RPI	S	Opponent	Score	Team's RPI: 196
6	A	UConn	55 118					86	A	Duke	66 83	115	H	UNCW	68 71	
15	H	UCF	58 61									119	H	Wake Forest	70 61	
												131	A	Tulane	57 68	
												131	H	Tulane	63 61	
												147	H	Tulsa	55 75	
												151	A	Charlotte	46 52	
												166	A	Temple	62 84	
												168	A	William & Mary	43 63	
												177	H	UMES	84 69	
												221	A	SMU	64 54	
												232	A	Memphis	46 58	
												232	H	Memphis	68 59	
												239	H	Monmouth	73 67	
												242	H	Liberty	66 63	
												246	A	Wichita St.	47 57	
												246	H	Wichita St.	78 56	
												304	N	South Carolina St.	71 63	
												305	H	Kennesaw St.	68 56	
												338	H	Grand Canyon	59 47	
												340	N	Longwood	61 52	
												343	H	USC Upstate	63 53	
LAST 12 Division I GAMES:																
221	A	SMU	64 54	15	H	UCF	58 61	232	A	Memphis	46 58					
232	H	Memphis	68 59					147	H	Tulsa	55 75					
6	A	UConn	55 118					246	H	Wichita St.	78 56					
131	H	Tulane	63 61					131	A	Tulane	57 68					
246	A	Wichita St.	47 57					115	H	UNCW	68 71					
166	A	Temple	62 84													

Non-Div I Games:

East Carolina

Loss, Non-Conf, S Site, H Home A Away N Neutral

Average RPI Win:	249	WON-LOST	WINNING	LAST 10	STRENGTH OF	OPP. STRENGTH	TEAM	ADJ.	CONF.	ADJ CONF.
Average RPI Loss:	186	RECORD	PCT. RANK	GAMES	SCHEDULE	OF SCHEDULE	RPI	RPI	RPI	RPI
DIV. I ONLY	7- 14	261	0- 1	233	303	277	277	20	20	
DIV. I NON-CONF.	3- 5	227	0- 0	205	259	220	220	21	21	
TOTALS	RPI 1-25	RPI 26-50	W-L RECORDS	RPI 51-100	RPI 101-150	RPI 150+				
7- 14	0- 0	0- 1	OVERALL	0- 1	1- 3	6- 9				
5- 3	0- 0	0- 0	HOME	0- 0	1- 1	4- 2				
1- 11	0- 0	0- 1	AWAY	0- 1	0- 2	1- 7				
1- 0	0- 0	0- 0	NEUTRAL	0- 0	0- 0	1- 0				
3- 5	0- 0	0- 1	NON-CONFERENCE	0- 1	0- 0	3- 3				
2- 0	0- 0	0- 0	HOME	0- 0	0- 0	2- 0				
0- 5	0- 0	0- 1	AWAY	0- 1	0- 0	0- 3				
1- 0	0- 0	0- 0	NEUTRAL	0- 0	0- 0	1- 0				
4- 9	0- 0	0- 0	CONFERENCE	0- 0	1- 3	3- 6				
3- 3	0- 0	0- 0	HOME	0- 0	1- 1	2- 2				
1- 6	0- 0	0- 0	AWAY	0- 0	0- 2	1- 4				
0- 0	0- 0	0- 0	NEUTRAL	0- 0	0- 0	0- 0				

RPI 1-25			RPI 26-50			RPI 51-100			RPI 101+			Team's RPI: 277
RPI	S	Opponent	Score	RPI	S	Opponent	Score	RPI	S	Opponent	Score	
				45	A	Butler	37 72	99	A	Northern Ill.	59 78	
								128	A	Tennessee Tech	88 99	
								132	A	UT Martin	66 90	
								132	H	UT Martin	77 71	
								135	H	Morehead St.	57 67	
								152	A	Southern Ill.	59 73	
								162	A	Bradley	64 67	
								187	H	Indiana St.	63 39	
								200	A	Jacksonville St.	49 78	
								218	N	Western Ill.	64 62	
								219	A	Southeast Mo. St.	57 72	
								245	A	SIUE	62 78	
								245	H	SIUE	56 65	
								261	A	Austin Peay	67 57	
								261	H	Austin Peay	60 73	
								279	A	Murray St.	51 60	
								279	H	Murray St.	75 67	
								306	A	Valparaiso	60 62	
								331	H	Eastern Ky.	80 60	
								332	H	Purdue Fort Wayne	72 63	
LAST 12 Division I GAMES:												
				245	A	SIUE	62 78	132	A	UT Martin	66 90	
				261	A	Austin Peay	67 57	261	H	Austin Peay	60 73	
				279	A	Murray St.	51 60	279	H	Murray St.	75 67	
				135	H	Morehead St.	57 67	128	A	Tennessee Tech	88 99	
				331	H	Eastern Ky.	80 60	200	A	Jacksonville St.	49 78	
				219	A	Southeast Mo. St.	57 72	245	H	SIUE	56 65	

Non-Div I Games: Lincoln Christian 97 34 Eureka 104 48 Oakland City 102 43

Eastern Ill.

Loss, Non-Conf, S Site, H Home A Away N Neutral

Average RPI Win:	0	WON-LOST	WINNING	LAST 10	STRENGTH OF	OPP. STRENGTH	TEAM	ADJ.	CONF.	ADJ CONF.
Average RPI Loss:	172	RECORD	PCT. RANK	GAMES	SCHEDULE	OF SCHEDULE	RPI	RPI	RPI	RPI
DIV. I ONLY	0- 22	351	0- 1	127	263	331	331	20	20	
DIV. I NON-CONF.	0- 9	336	0- 1	20	223	258	258	21	21	
TOTALS	RPI 1-25	RPI 26-50	W-L RECORDS	RPI 51-100	RPI 101-150	RPI 150+				
0- 22	0- 1	0- 1	OVERALL	0- 5	0- 3	0- 12				
0- 9	0- 0	0- 0	HOME	0- 1	0- 2	0- 6				
0- 11	0- 0	0- 1	AWAY	0- 3	0- 1	0- 6				
0- 2	0- 1	0- 0	NEUTRAL	0- 1	0- 0	0- 0				
0- 9	0- 1	0- 1	NON-CONFERENCE	0- 3	0- 1	0- 3				
0- 2	0- 0	0- 0	HOME	0- 0	0- 0	0- 2				
0- 5	0- 0	0- 1	AWAY	0- 2	0- 1	0- 1				
0- 2	0- 1	0- 0	NEUTRAL	0- 1	0- 0	0- 0				
0- 13	0- 0	0- 0	CONFERENCE	0- 2	0- 2	0- 9				
0- 7	0- 0	0- 0	HOME	0- 1	0- 2	0- 4				
0- 6	0- 0	0- 0	AWAY	0- 1	0- 0	0- 5				
0- 0	0- 0	0- 0	NEUTRAL	0- 0	0- 0	0- 0				

RPI S	Opponent	Score	RPI S	Opponent	Score	RPI S	Opponent	Score	RPI S	Opponent	Score	Team's RPI: 331
18 N	Florida St.	45 62	33 A	Ohio	60 100	59 A	Miami (OH)	44 60	128 H	Tennessee Tech	68 81	
						63 A	West Virginia	29 78	132 H	UT Martin	61 87	
						63 N	West Virginia	39 81	139 A	Akron	54 63	
						69 A	Belmont	43 69	184 H	Saint Louis	43 70	
						69 H	Belmont	52 87	200 H	Jacksonville St.	44 53	
									214 H	George Mason	75 91	
									219 H	Southeast Mo. St.	42 52	
									245 A	SIUE	55 74	
									261 A	Austin Peay	65 100	
									276 A	Western Mich.	53 64	
									277 A	Eastern Ill.	60 80	
									279 A	Murray St.	63 81	
									279 H	Murray St.	63 76	
									291 A	Tennessee St.	38 60	
									291 H	Tennessee St.	31 57	
LAST 12 Division I GAMES:												
63 N	West Virginia	39 81	128 H	Tennessee Tech	68 81							
279 H	Murray St.	63 76	200 H	Jacksonville St.	44 53							
291 H	Tennessee St.	31 57	219 H	Southeast Mo. St.	42 52							
69 H	Belmont	52 87	132 H	UT Martin	61 87							
245 A	SIUE	55 74	69 A	Belmont	43 69							
277 A	Eastern Ill.	60 80	291 A	Tennessee St.	38 60							

Non-Div I Games: Brescia 70 41 Ky. Christian 90 35

Eastern Ky.

Loss, Non-Conf, S Site, H Home A Away N Neutral

Average RPI Win:	268	WON-LOST	WINNING	LAST 10	STRENGTH OF	OPP. STRENGTH	TEAM	ADJ.	CONF.	ADJ CONF.
Average RPI Loss:	86	RECORD	PCT. RANK	GAMES	SCHEDULE	OF SCHEDULE	RPI	RPI	RPI	RPI
DIV. I ONLY	9- 12	218	0- 1	169	133	194	194	7	7	
DIV. I NON-CONF.	6- 4	125	0- 0	337	252	250	250	8	8	
TOTALS	RPI 1-25	RPI 26-50	W-L RECORDS	RPI 51-100	RPI 101-150	RPI 150+				
9- 12	0- 1	0- 4	OVERALL	0- 5	1- 0	8- 2				
6- 3	0- 0	0- 1	HOME	0- 2	0- 0	6- 0				
3- 6	0- 0	0- 2	AWAY	0- 3	1- 0	2- 1				
0- 3	0- 1	0- 1	NEUTRAL	0- 0	0- 0	0- 1				
6- 4	0- 1	0- 1	NON-CONFERENCE	0- 0	0- 0	6- 2				
4- 0	0- 0	0- 0	HOME	0- 0	0- 0	4- 0				
2- 1	0- 0	0- 0	AWAY	0- 0	0- 0	2- 1				
0- 3	0- 1	0- 1	NEUTRAL	0- 0	0- 0	0- 1				
3- 8	0- 0	0- 3	CONFERENCE	0- 5	1- 0	2- 0				
2- 3	0- 0	0- 1	HOME	0- 2	0- 0	2- 0				
1- 5	0- 0	0- 2	AWAY	0- 3	1- 0	0- 0				
0- 0	0- 0	0- 0	NEUTRAL	0- 0	0- 0	0- 0				

RPI 1-25				RPI 26-50				RPI 51-100				RPI 101+				Team's RPI: 194	
RPI	S	Opponent	Score	RPI	S	Opponent	Score	RPI	S	Opponent	Score	RPI	S	Opponent	Score		
11	N	Iowa St.	59 85	26	A	Central Mich.	61 71	59	A	Miami (OH)	58 63	139	A	Akron	72 60		
				32	H	Buffalo	84 91	72	A	Toledo	43 63	170	H	Illinois St.	50 41		
				33	A	Ohio	44 85	79	A	Kent St.	64 71	188	A	Illinois	66 72		
				45	N	Butler	63 73	79	H	Kent St.	54 67	210	H	Bowling Green	81 74		
								99	H	Northern Ill.	65 68	276	H	Western Mich.	64 61		
												278	H	Cleveland St.	69 63		
												308	N	UNC Greensboro	44 49		
												332	A	Purdue Fort Wayne	87 72		
												335	H	Detroit Mercy	60 53		
												336	H	UIC	52 38		
												340	A	Longwood	64 45		
LAST 12 Division I GAMES:																	
				79	H	Kent St.	54 67	33	A	Ohio	44 85						
				72	A	Toledo	43 63	139	A	Akron	72 60						
				59	A	Miami (OH)	58 63	276	H	Western Mich.	64 61						
				99	H	Northern Ill.	65 68	32	H	Buffalo	84 91						
				26	A	Central Mich.	61 71	79	A	Kent St.	64 71						
				210	H	Bowling Green	81 74	45	N	Butler	63 73						

Non-Div I Games: Northwood 53 39

Eastern Mich.

■ Loss,
 ■ Non-Conf, S Site,
 ■ Home
 ■ Away
 N Neutral

Average RPI Win:	194	WON-LOST	WINNING	LAST 10	STRENGTH OF	OPP. STRENGTH	TEAM	ADJ.	CONF.	ADJ CONF.
Average RPI Loss:	124	RECORD	PCT. RANK	GAMES	SCHEDULE	OF SCHEDULE	RPI	RPI	RPI	RPI
DIV. I ONLY	6- 15	283	1- 0	63	157	181	181	16	16	
DIV. I NON-CONF.	0- 8	336	0- 0	14	116	231	231	12	12	
TOTALS	RPI 1-25	RPI 26-50	W-L RECORDS	RPI 51-100	RPI 101-150	RPI 150+				
6- 15	0- 1	0- 2	OVERALL	0- 4	2- 4	4- 4				
1- 7	0- 1	0- 0	HOME	0- 1	0- 4	1- 1				
5- 6	0- 0	0- 1	AWAY	0- 3	2- 0	3- 2				
0- 2	0- 0	0- 1	NEUTRAL	0- 0	0- 0	0- 1				
0- 8	0- 1	0- 2	NON-CONFERENCE	0- 2	0- 1	0- 2				
0- 3	0- 1	0- 0	HOME	0- 1	0- 1	0- 0				
0- 3	0- 0	0- 1	AWAY	0- 1	0- 0	0- 1				
0- 2	0- 0	0- 1	NEUTRAL	0- 0	0- 0	0- 1				
6- 7	0- 0	0- 0	CONFERENCE	0- 2	2- 3	4- 2				
1- 4	0- 0	0- 0	HOME	0- 0	0- 3	1- 1				
5- 3	0- 0	0- 0	AWAY	0- 2	2- 0	3- 1				
0- 0	0- 0	0- 0	NEUTRAL	0- 0	0- 0	0- 0				

RPI	S	Opponent	Score	RPI	S	Opponent	Score	RPI	S	Opponent	Score	RPI	S	Opponent	Score	Team's RPI: 181
13	H	Gonzaga	51 63	27	N	Oregon St.	45 93	55	A	Boise St.	55 67	109	H	Fresno St.	58 68	
				36	A	BYU	65 80	58	H	Utah	51 95	123	A	Northern Colo.	76 72	
								84	A	Idaho	68 84	123	H	Northern Colo.	62 67	
								93	A	Idaho St.	48 63	133	H	Portland St.	64 76	
												146	A	Montana St.	89 87	
												146	H	Montana St.	47 61	
												163	N	UC Riverside	45 57	
												169	A	Montana	68 62	
												169	H	Montana	67 64	
												224	H	Sacramento St.	70 73	
												235	A	Northern Ariz.	64 62	
												282	A	Southern Utah	63 73	
												313	A	Cal Poly	55 59	
												322	A	Weber St.	64 58	
LAST 12 Division I GAMES:																
123	A	Northern Colo.	76 72	133	H	Portland St.	64 76									
169	H	Montana	67 64	146	A	Montana St.	89 87									
146	H	Montana St.	47 61	169	A	Montana	68 62									
235	A	Northern Ariz.	64 62	123	H	Northern Colo.	62 67									
282	A	Southern Utah	63 73	84	A	Idaho	68 84									
224	H	Sacramento St.	70 73	93	A	Idaho St.	48 63									

Non-Div I Games: Eastern Ore. 66 45

Eastern Wash.

Average RPI Win:	245	WON-LOST	WINNING	LAST 10	STRENGTH OF	OPP. STRENGTH	TEAM	ADJ.	CONF.	ADJ CONF.
Average RPI Loss:	113	RECORD	PCT. RANK	GAMES	SCHEDULE	OF SCHEDULE	RPI	RPI	RPI	RPI
DIV. I ONLY	7- 14	261	1- 0	107	167	195	195	10	10	
DIV. I NON-CONF.	4- 6	212	0- 0	115	246	188	188	10	10	
TOTALS	RPI 1-25	RPI 26-50	W-L RECORDS	RPI 51-100	RPI 101-150	RPI 150+				
7- 14	0- 0	0- 2	OVERALL	0- 4	0- 6	7- 2				
3- 6	0- 0	0- 1	HOME	0- 2	0- 3	3- 0				
4- 8	0- 0	0- 1	AWAY	0- 2	0- 3	4- 2				
0- 0	0- 0	0- 0	NEUTRAL	0- 0	0- 0	0- 0				
4- 6	0- 0	0- 1	NON-CONFERENCE	0- 2	0- 2	4- 1				
2- 3	0- 0	0- 1	HOME	0- 1	0- 1	2- 0				
2- 3	0- 0	0- 0	AWAY	0- 1	0- 1	2- 1				
0- 0	0- 0	0- 0	NEUTRAL	0- 0	0- 0	0- 0				
3- 8	0- 0	0- 1	CONFERENCE	0- 2	0- 4	3- 1				
1- 3	0- 0	0- 0	HOME	0- 1	0- 2	1- 0				
2- 5	0- 0	0- 1	AWAY	0- 1	0- 2	2- 1				
0- 0	0- 0	0- 0	NEUTRAL	0- 0	0- 0	0- 0				

RPI S	Opponent	Score	RPI S	Opponent	Score	RPI S	Opponent	Score	RPI S	Opponent	Score	Team's RPI: 195
30	H North Carolina	69 100	57	H Auburn	44 96	110	A Towson	58 59				
37	A James Madison	30 82	80	H Drexel	44 59	115	A UNCW	51 76				
			86	A Duke	64 81	115	H UNCW	70 75				
			87	A Northeastern	71 79	142	A Appalachian St.	62 65				
						144	H Delaware	63 74				
						145	H Marist	57 61				
						154	H Davidson	73 72				
						168	A William & Mary	60 65				
						179	A Hampton	77 62				
						220	H N.C. A&T	73 64				
						248	A Hofstra	77 64				
						271	A Winthrop	57 58				
						288	A Col. of Charleston	72 52				
						288	H Col. of Charleston	76 68				
						341	A N.C. Central	83 54				
LAST 12 Division I GAMES:												
288	A Col. of Charleston	72 52	168	A William & Mary	60 65							
115	A UNCW	51 76	115	H UNCW	70 75							
144	H Delaware	63 74	288	H Col. of Charleston	76 68							
80	H Drexel	44 59	248	A Hofstra	77 64							
37	A James Madison	30 82	87	A Northeastern	71 79							
110	A Towson	58 59	57	H Auburn	44 96							

Non-Div I Games: Chowan

88 74

Elon

Average RPI Win:	305	WON-LOST	WINNING	LAST 10	STRENGTH OF	OPP. STRENGTH	TEAM	ADJ.	CONF.	ADJ CONF.
Average RPI Loss:	188	RECORD	PCT. RANK	GAMES	SCHEDULE	OF SCHEDULE	RPI	RPI	RPI	RPI
DIV. I ONLY	3- 20	335	1- 0	263	276	334	334	13	13	
DIV. I NON-CONF.	2- 9	297	0- 0	340	335	346	346	14	14	
TOTALS	RPI 1-25	RPI 26-50	W-L RECORDS	RPI 51-100	RPI 101-150	RPI 150+				
3- 20	0- 1	0- 0	OVERALL	0- 2	0- 2	3- 15				
2- 9	0- 1	0- 0	HOME	0- 1	0- 0	2- 7				
1- 11	0- 0	0- 0	AWAY	0- 1	0- 2	1- 8				
0- 0	0- 0	0- 0	NEUTRAL	0- 0	0- 0	0- 0				
2- 9	0- 0	0- 0	NON-CONFERENCE	0- 0	0- 2	2- 7				
1- 4	0- 0	0- 0	HOME	0- 0	0- 0	1- 4				
1- 5	0- 0	0- 0	AWAY	0- 0	0- 2	1- 3				
0- 0	0- 0	0- 0	NEUTRAL	0- 0	0- 0	0- 0				
1- 11	0- 1	0- 0	CONFERENCE	0- 2	0- 0	1- 8				
1- 5	0- 1	0- 0	HOME	0- 1	0- 0	1- 3				
0- 6	0- 0	0- 0	AWAY	0- 1	0- 0	0- 5				
0- 0	0- 0	0- 0	NEUTRAL	0- 0	0- 0	0- 0				

RPI 1-25				RPI 26-50				RPI 51-100				RPI 101+ Team's RPI: 334			
RPI	S	Opponent	Score	RPI	S	Opponent	Score	RPI	S	Opponent	Score	RPI	S	Opponent	Score
20	H	Drake	47 78					75	A	Missouri St.	66 88	116	A	Dayton	30 69
								81	H	UNI	46 74	135	A	Morehead St.	63 85
												152	A	Southern Ill.	47 67
												162	A	Bradley	63 81
												162	H	Bradley	68 75
												170	A	Illinois St.	59 82
												170	H	Illinois St.	61 72
												176	A	Wisconsin	60 96
												187	H	Indiana St.	69 76
												213	A	Marshall	65 72
												219	H	Southeast Mo. St.	50 54
												225	A	Loyola Chicago	56 61
												245	H	SIUE	45 54
												261	H	Austin Peay	56 52
												279	A	Murray St.	53 81
												306	A	Valparaiso	49 93
												306	H	Valparaiso	77 65
												332	H	Purdue Fort Wayne	66 72
												336	H	UIC	54 62
												348	A	Chicago St.	67 58
LAST 12 Division I GAMES:															
306	H	Valparaiso	77 65	306	A	Valparaiso	49 93								
162	A	Bradley	63 81	225	A	Loyola Chicago	56 61								
170	A	Illinois St.	59 82	170	H	Illinois St.	61 72								
187	H	Indiana St.	69 76	162	H	Bradley	68 75								
20	H	Drake	47 78	75	A	Missouri St.	66 88								
81	H	UNI	46 74	152	A	Southern Ill.	47 67								

Non-Div I Games:

Evansville

■ Loss,
 ■ Non-Conf,
 ■ S Site,
 ■ H Home
 ■ A Away
 N Neutral

Average RPI Win: 238	WON-LOST	WINNING	LAST 10	STRENGTH OF	OPP. STRENGTH	TEAM	ADJ.	CONF.	ADJ CONF.
Average RPI Loss: 60	RECORD	PCT. RANK	GAMES	SCHEDULE	OF SCHEDULE	RPI	RPI	RPI	RPI
DIV. I ONLY	18- 4	22	1- 0	193	223	71	71	24	24
DIV. I NON-CONF.	7- 4	108	0- 0	130	86	89	89	26	26
TOTALS	RPI 1-25	RPI 26-50	W-L RECORDS	RPI 51-100	RPI 101-150	RPI 150+			
18- 4	0- 1	0- 1	OVERALL	1- 1	3- 1	14- 0			
10- 1	0- 0	0- 0	HOME	0- 0	2- 1	8- 0			
7- 2	0- 0	0- 1	AWAY	0- 1	1- 0	6- 0			
1- 1	0- 1	0- 0	NEUTRAL	1- 0	0- 0	0- 0			
7- 4	0- 1	0- 1	NON-CONFERENCE	1- 1	1- 1	5- 0			
4- 1	0- 0	0- 0	HOME	0- 0	1- 1	3- 0			
2- 2	0- 0	0- 1	AWAY	0- 1	0- 0	2- 0			
1- 1	0- 1	0- 0	NEUTRAL	1- 0	0- 0	0- 0			
11- 0	0- 0	0- 0	CONFERENCE	0- 0	2- 0	9- 0			
6- 0	0- 0	0- 0	HOME	0- 0	1- 0	5- 0			
5- 0	0- 0	0- 0	AWAY	0- 0	1- 0	4- 0			
0- 0	0- 0	0- 0	NEUTRAL	0- 0	0- 0	0- 0			

RPI S	Opponent	Score	RPI S	Opponent	Score	RPI S	Opponent	Score	RPI S	Opponent	Score
5 N	Stanford	65 88	29 A	South Dakota St.	62 80	86 A	Duke	41 57	103 H	Houston	76 71
						98 N	American	90 71	120 H	UAB	60 62
									140 A	North Ala.	68 52
									140 H	North Ala.	76 51
									157 H	Abilene Christian	81 65
									215 A	Saint Francis (PA)	83 69
									242 A	Liberty	65 64
									242 H	Liberty	68 50
									244 A	Hawaii	73 67
									247 H	Jacksonville	82 58
									274 A	North Florida	105 66
									274 H	North Florida	80 48
									305 A	Kennesaw St.	69 46
									312 A	NJIT	67 35
									312 H	NJIT	61 42
									318 H	FIU	100 58
									325 H	Lipscomb	82 40
									328 H	Coppin St.	93 61
LAST 12 Division I GAMES:											
312 H	NJIT	61 42	325 H	Lipscomb	82 40						
242 A	Liberty	65 64	305 A	Kennesaw St.	69 46						
140 H	North Ala.	76 51	274 A	North Florida	105 66						
247 H	Jacksonville	82 58	140 A	North Ala.	68 52						
312 A	NJIT	67 35	242 H	Liberty	68 50						
274 H	North Florida	80 48	86 A	Duke	41 57						

Non-Div I Games: Fla. Memorial 99 68 Johnson & Wales (FI109 64

FGCU

Loss, Non-Conf, S Site, H Home A Away N Neutral

Average RPI Win:	324	WON-LOST	WINNING	LAST 10	STRENGTH OF	OPP. STRENGTH	TEAM	ADJ.	CONF.	ADJ CONF.
Average RPI Loss:	162	RECORD	PCT. RANK	GAMES	SCHEDULE	OF SCHEDULE	RPI	RPI	RPI	RPI
DIV. I ONLY	4- 20	326	0- 1	155	280	318	318	14	14	
DIV. I NON-CONF.	3- 9	271	0- 1	189	348	318	318	18	18	
TOTALS	RPI 1-25	RPI 26-50	W-L RECORDS	RPI 51-100	RPI 101-150	RPI 150+				
4- 20	0- 1	0- 1	OVERALL	0- 3	0- 5	4- 10				
4- 11	0- 1	0- 0	HOME	0- 1	0- 4	4- 5				
0- 9	0- 0	0- 1	AWAY	0- 2	0- 1	0- 5				
0- 0	0- 0	0- 0	NEUTRAL	0- 0	0- 0	0- 0				
3- 9	0- 1	0- 0	NON-CONFERENCE	0- 1	0- 2	3- 5				
3- 6	0- 1	0- 0	HOME	0- 0	0- 2	3- 3				
0- 3	0- 0	0- 0	AWAY	0- 1	0- 0	0- 2				
0- 0	0- 0	0- 0	NEUTRAL	0- 0	0- 0	0- 0				
1- 11	0- 0	0- 1	CONFERENCE	0- 2	0- 3	1- 5				
1- 5	0- 0	0- 0	HOME	0- 1	0- 2	1- 2				
0- 6	0- 0	0- 1	AWAY	0- 1	0- 1	0- 3				
0- 0	0- 0	0- 0	NEUTRAL	0- 0	0- 0	0- 0				

RPI 1-25			RPI 26-50			RPI 51-100			RPI 101+			Team's RPI: 318
RPI	S	Opponent	Score	RPI	S	Opponent	Score	RPI	S	Opponent	Score	
21	H	Miami (FL)	43 94	34	A	Rice	44 76	51	H	Middle Tenn.	43 49	111 H South Alabama 77 84
								70	A	Old Dominion	68 95	120 H UAB 59 83
								71	A	FGCU	58 100	126 H Western Ky. 82 94
												136 H Georgia St. 61 67
												150 A Louisiana Tech 72 90
												151 A Charlotte 54 69
												190 A Southern Miss. 57 71
												213 H Marshall 58 86
												230 H Howard 62 89
												236 H Campbell 54 59
												238 A Bethune-Cookman 57 68
												247 H Jacksonville 62 73
												269 H UTEP 55 60
												274 A North Florida 53 62
												294 A Fla. Atlantic 55 77
												296 H Morgan St. 59 50
												300 H UTSA 51 40
												349 H Florida A&M 77 54
												350 H Alcorn 75 40
LAST 12 Division I GAMES:												
111	H	South Alabama	77 84	190	A	Southern Miss.	57 71					
236	H	Campbell	54 59	294	A	Fla. Atlantic	55 77					
34	A	Rice	44 76	213	H	Marshall	58 86					
269	H	UTEP	55 60	126	H	Western Ky.	82 94					
300	H	UTSA	51 40	70	A	Old Dominion	68 95					
150	A	Louisiana Tech	72 90	151	A	Charlotte	54 69					

Non-Div I Games: Palm Beach Atl. 63 66

FIU

Fairfield

Through Games Of Feb. 15, 2019

Average RPI Win:	294	WON-LOST	WINNING	LAST 10	STRENGTH OF	OPP. STRENGTH	TEAM	ADJ.	CONF.	ADJ CONF.
Average RPI Loss:	193	RECORD	PCT. RANK	GAMES	SCHEDULE	OF SCHEDULE	RPI	RPI	RPI	RPI
DIV. I ONLY	8- 16	261	1- 0	298	305	293	293	26	26	
DIV. I NON-CONF.	3- 8	267	0- 0	283	305	307	307	27	27	
TOTALS	RPI 1-25	RPI 26-50	W-L RECORDS	RPI 51-100	RPI 101-150	RPI 150+				
8- 16	0- 0	0- 1	OVERALL	0- 2	0- 1	8- 12				
4- 5	0- 0	0- 0	HOME	0- 1	0- 1	4- 3				
3- 8	0- 0	0- 0	AWAY	0- 1	0- 0	3- 7				
1- 3	0- 0	0- 1	NEUTRAL	0- 0	0- 0	1- 2				
3- 8	0- 0	0- 1	NON-CONFERENCE	0- 1	0- 0	3- 6				
1- 2	0- 0	0- 0	HOME	0- 1	0- 0	1- 1				
1- 3	0- 0	0- 0	AWAY	0- 0	0- 0	1- 3				
1- 3	0- 0	0- 1	NEUTRAL	0- 0	0- 0	1- 2				
5- 8	0- 0	0- 0	CONFERENCE	0- 1	0- 1	5- 6				
3- 3	0- 0	0- 0	HOME	0- 0	0- 1	3- 2				
2- 5	0- 0	0- 0	AWAY	0- 1	0- 0	2- 4				
0- 0	0- 0	0- 0	NEUTRAL	0- 0	0- 0	0- 0				

RPI S	Opponent	Score	RPI S	Opponent	Score	RPI S	Opponent	Score	RPI S	Opponent	Score	Team's RPI: 293
39 N	Bucknell	54 77	64 A	Quinnipiac	36 81	145 H	Marist	46 56	168 H	William & Mary	54 60	
			87 H	Northeastern	50 59	174 A	Xavier	35 48	175 A	Rider	59 62	
						203 A	Dartmouth	46 59	204 N	Massachusetts	49 59	
						209 N	Furman	70 77	233 A	Niagara	68 71	
						233 H	Niagara	55 54	239 H	Monmouth	63 73	
						251 A	Brown	49 68	255 A	Richmond	58 40	
						275 A	Canisius	50 53	275 H	Canisius	72 65	
						290 A	Siena	66 40	290 H	Siena	59 55	
						297 A	Manhattan	41 47	323 A	Iona	55 42	
						329 H	Saint Peter's	65 68	336 N	UIC	68 60	
						351 H	LIU Brooklyn	71 43				
LAST 12 Division I GAMES:												
290 A	Siena	66 40	323 A	Iona	55 42	233 A	Niagara	68 71	275 A	Canisius	50 53	
233 H	Niagara	55 54	275 H	Canisius	72 65	329 H	Saint Peter's	65 68	145 H	Marist	46 56	
275 H	Canisius	72 65	145 H	Marist	46 56	175 A	Rider	59 62				
239 H	Monmouth	63 73										
297 A	Manhattan	41 47										
290 H	Siena	59 55										

Non-Div I Games:

Fairfield

■ Loss,
 ■ Non-Conf,
 ■ S Site,
 ■ H Home
 ■ A Away
 N Neutral

Average RPI Win: 318		WON-LOST	WINNING	LAST 10	STRENGTH OF	OPP. STRENGTH	TEAM	ADJ.	CONF.	ADJ CONF.
Average RPI Loss: 255		RECORD	PCT. RANK	GAMES	SCHEDULE	OF SCHEDULE	RPI	RPI	RPI	RPI
DIV. I ONLY		4- 16	318	0- 1	336	351	344	344	31	31
DIV. I NON-CONF.		1- 8	322	0- 0	332	347	350	350	31	31
TOTALS	RPI 1-25	RPI 26-50		W-L RECORDS		RPI 51-100	RPI 101-150	RPI 150+		
4- 16	0- 0	0- 0		OVERALL		0- 0	0- 0	4- 16		
3- 5	0- 0	0- 0		HOME		0- 0	0- 0	3- 5		
1- 11	0- 0	0- 0		AWAY		0- 0	0- 0	1- 11		
0- 0	0- 0	0- 0		NEUTRAL		0- 0	0- 0	0- 0		
1- 8	0- 0	0- 0		NON-CONFERENCE		0- 0	0- 0	1- 8		
1- 2	0- 0	0- 0		HOME		0- 0	0- 0	1- 2		
0- 6	0- 0	0- 0		AWAY		0- 0	0- 0	0- 6		
0- 0	0- 0	0- 0		NEUTRAL		0- 0	0- 0	0- 0		
3- 8	0- 0	0- 0		CONFERENCE		0- 0	0- 0	3- 8		
2- 3	0- 0	0- 0		HOME		0- 0	0- 0	2- 3		
1- 5	0- 0	0- 0		AWAY		0- 0	0- 0	1- 5		
0- 0	0- 0	0- 0		NEUTRAL		0- 0	0- 0	0- 0		

RPI 1-25				RPI 26-50				RPI 51-100				RPI 101+ Team's RPI: 344			
RPI	S	Opponent	Score	RPI	S	Opponent	Score	RPI	S	Opponent	Score	RPI	S	Opponent	Score
												159	A	Stony Brook	49 63
												215	A	Saint Francis (PA)	64 75
												216	A	Robert Morris	49 71
												216	H	Robert Morris	43 63
												226	A	Sacred Heart	62 68
												230	H	Howard	58 79
												256	A	Binghamton	54 73
												258	A	Colgate	52 71
												263	H	Mt. St. Mary's	47 63
												264	A	St. Francis Brooklyn	61 73
												264	H	St. Francis Brooklyn	53 64
												267	A	Air Force	37 85
												292	A	Army West Point	40 62
												303	H	Central Conn. St.	74 67
												307	H	Bryant	63 53
												308	A	Wagner	59 71
												312	H	NJIT	64 43
												320	H	Lafayette	57 63
												329	A	Saint Peter's	58 75
												351	A	LIU Brooklyn	69 52
LAST 12 Division I GAMES:															
				226	A	Sacred Heart	62 68	351	A	LIU Brooklyn	69 52				
				264	A	St. Francis Brooklyn	61 73	308	A	Wagner	59 71				
				216	H	Robert Morris	43 63	303	H	Central Conn. St.	74 67				
				307	H	Bryant	63 53	216	A	Robert Morris	49 71				
				264	H	St. Francis Brooklyn	53 64	215	A	Saint Francis (PA)	64 75				
				263	H	Mt. St. Mary's	47 63	329	A	Saint Peter's	58 75				

Non-Div I Games:	Georgian Court	70	45	Rutgers-Newark	97	51
------------------	----------------	----	----	----------------	----	----

Fairleigh Dickinson

■ Loss, ■ Non-Conf, S Site, H Home A Away N Neutral

Average RPI Win:	297	WON-LOST	WINNING	LAST 10	STRENGTH OF	OPP. STRENGTH	TEAM	ADJ.	CONF.	ADJ CONF.
Average RPI Loss:	154	RECORD	PCT. RANK	GAMES	SCHEDULE	OF SCHEDULE	RPI	RPI	RPI	RPI
DIV. I ONLY	5- 20	318	0- 1	157	220	294	294	14	14	
DIV. I NON-CONF.	3- 10	278	0- 1	139	313	283	283	18	18	
TOTALS	RPI 1-25	RPI 26-50	W-L RECORDS	RPI 51-100	RPI 101-150	RPI 150+				
5- 20	0- 1	0- 1	OVERALL	0- 2	0- 5	5- 11				
4- 11	0- 0	0- 0	HOME	0- 1	0- 3	4- 7				
1- 9	0- 1	0- 1	AWAY	0- 1	0- 2	1- 4				
0- 0	0- 0	0- 0	NEUTRAL	0- 0	0- 0	0- 0				
3- 10	0- 1	0- 1	NON-CONFERENCE	0- 0	0- 2	3- 6				
2- 6	0- 0	0- 0	HOME	0- 0	0- 1	2- 5				
1- 4	0- 1	0- 1	AWAY	0- 0	0- 1	1- 1				
0- 0	0- 0	0- 0	NEUTRAL	0- 0	0- 0	0- 0				
2- 10	0- 0	0- 0	CONFERENCE	0- 2	0- 3	2- 5				
2- 5	0- 0	0- 0	HOME	0- 1	0- 2	2- 2				
0- 5	0- 0	0- 0	AWAY	0- 1	0- 1	0- 3				
0- 0	0- 0	0- 0	NEUTRAL	0- 0	0- 0	0- 0				

RPI	S	Opponent	Score	RPI	S	Opponent	Score	RPI	S	Opponent	Score	RPI	S	Opponent	Score	Team's RPI: 294
23	A	Michigan St.	74 89	50	A	Little Rock	38 61	51	H	Middle Tenn.	55 74	120	H	UAB	64 89	
								70	A	Old Dominion	53 87	126	H	Western Ky.	50 81	
												131	A	Tulane	45 88	
												136	H	Georgia St.	59 75	
												150	A	Louisiana Tech	55 86	
												151	A	Charlotte	47 68	
												162	H	Bradley	59 80	
												173	A	North Texas	62 82	
												179	H	Hampton	68 72	
												184	H	Saint Louis	61 93	
												190	A	Southern Miss.	45 67	
												209	A	Furman	57 73	
												213	H	Marshall	67 72	
												220	H	N.C. A&T	65 67	
												255	H	Richmond	69 55	
												269	H	UTEP	44 70	
												276	H	Western Mich.	59 69	
												290	A	Siena	70 66	
												300	H	UTSA	86 70	
												318	H	FIU	77 55	
												320	H	Lafayette	53 49	
LAST 12 Division I GAMES:																
184	H	Saint Louis	61 93	150	A	Louisiana Tech	55 86									
162	H	Bradley	59 80	318	H	FIU	77 55									
173	A	North Texas	62 82	126	H	Western Ky.	50 81									
300	H	UTSA	86 70	213	H	Marshall	67 72									
269	H	UTEP	44 70	151	A	Charlotte	47 68									
190	A	Southern Miss.	45 67	70	A	Old Dominion	53 87									

Non-Div I Games:

Fla. Atlantic

Average RPI Win:	202	WON-LOST	WINNING	LAST 10	STRENGTH OF	OPP. STRENGTH	TEAM	ADJ.	CONF.	ADJ CONF.
Average RPI Loss:	92	RECORD	PCT. RANK	GAMES	SCHEDULE	OF SCHEDULE	RPI	RPI	RPI	RPI
DIV. I ONLY	6- 18	300	0- 1	54	76	217	217	5	5	
DIV. I NON-CONF.	4- 9	252	0- 1	140	168	263	263	5	5	
TOTALS	RPI 1-25	RPI 26-50	W-L RECORDS	RPI 51-100	RPI 101-150	RPI 150+				
6- 18	1- 4	0- 1	OVERALL	0- 7	2- 2	3- 4				
6- 6	1- 1	0- 0	HOME	0- 4	2- 0	3- 1				
0- 11	0- 3	0- 1	AWAY	0- 2	0- 2	0- 3				
0- 1	0- 0	0- 0	NEUTRAL	0- 1	0- 0	0- 0				
4- 9	0- 1	0- 1	NON-CONFERENCE	0- 4	1- 0	3- 3				
4- 3	0- 0	0- 0	HOME	0- 2	1- 0	3- 1				
0- 5	0- 1	0- 1	AWAY	0- 1	0- 0	0- 2				
0- 1	0- 0	0- 0	NEUTRAL	0- 1	0- 0	0- 0				
2- 9	1- 3	0- 0	CONFERENCE	0- 3	1- 2	0- 1				
2- 3	1- 1	0- 0	HOME	0- 2	1- 0	0- 0				
0- 6	0- 2	0- 0	AWAY	0- 1	0- 2	0- 1				
0- 0	0- 0	0- 0	NEUTRAL	0- 0	0- 0	0- 0				

RPI	S	Opponent	Score	RPI	S	Opponent	Score	RPI	S	Opponent	Score	RPI	S	Opponent	Score	Team's RPI: 217
10	H	Mississippi St.	42 90	44	A	Indiana	64 83	53	A	Tennessee	50 67	107	A	Georgia	58 93	
14	A	South Carolina	40 71					57	H	Auburn	56 64	134	A	Alabama	67 74	
18	A	Florida St.	56 63					58	N	Utah	58 74	134	H	Alabama	57 55	
22	A	Kentucky	51 62					83	H	Arkansas	73 83	148	H	Texas Tech	72 67	
24	H	Missouri	58 56					87	H	Northeastern	66 79	160	A	Mercer	82 92	
								89	H	Northwestern	74 83	198	A	Ole Miss	66 76	
								90	A	Ohio St.	41 46	199	A	UNLV	53 56	
												238	H	Bethune-Cookman	64 53	
												241	H	Gardner-Webb	58 60	
												319	H	Charleston So.	70 60	
												349	H	Florida A&M	62 38	
LAST 12 Division I GAMES:																
199	A	UNLV	53 56	10	H	Mississippi St.	42 90									
107	A	Georgia	58 93	198	A	Ole Miss	66 76									
134	H	Alabama	57 55	24	H	Missouri	58 56									
22	A	Kentucky	51 62	14	A	South Carolina	40 71									
53	A	Tennessee	50 67	57	H	Auburn	56 64									
83	H	Arkansas	73 83	134	A	Alabama	67 74									

Non-Div I Games:

Florida

■ Loss,
■ Non-Conf,
■ S Site,
■ H Home
■ A Away
N Neutral

Average RPI Win:	202	WON-LOST	WINNING	LAST 10	STRENGTH OF	OPP. STRENGTH	TEAM	ADJ.	CONF.	ADJ CONF.
Average RPI Loss:	236	RECORD	PCT. RANK	GAMES	SCHEDULE	OF SCHEDULE	RPI	RPI	RPI	RPI
DIV. I ONLY	2- 20	343	0- 1	328	319	349	349	32	32	
DIV. I NON-CONF.	1- 10	330	0- 1	259	193	338	338	32	32	
TOTALS	RPI 1-25	RPI 26-50	W-L RECORDS	RPI 51-100	RPI 101-150	RPI 150+				
2- 20	0- 1	0- 0	OVERALL	1- 1	0- 1	1- 17				
2- 7	0- 0	0- 0	HOME	1- 0	0- 0	1- 7				
0- 10	0- 1	0- 0	AWAY	0- 1	0- 0	0- 8				
0- 3	0- 0	0- 0	NEUTRAL	0- 0	0- 1	0- 2				
1- 10	0- 1	0- 0	NON-CONFERENCE	1- 1	0- 1	0- 7				
1- 1	0- 0	0- 0	HOME	1- 0	0- 0	0- 1				
0- 6	0- 1	0- 0	AWAY	0- 1	0- 0	0- 4				
0- 3	0- 0	0- 0	NEUTRAL	0- 0	0- 1	0- 2				
1- 10	0- 0	0- 0	CONFERENCE	0- 0	0- 0	1- 10				
1- 6	0- 0	0- 0	HOME	0- 0	0- 0	1- 6				
0- 4	0- 0	0- 0	AWAY	0- 0	0- 0	0- 4				
0- 0	0- 0	0- 0	NEUTRAL	0- 0	0- 0	0- 0				

RPI 1-25			RPI 26-50			RPI 51-100			RPI 101+ Team's RPI: 349		
RPI	S	Opponent	Score	RPI	S	Opponent	Score	RPI	S	Opponent	Score
21	A	Miami (FL)	54 103					53	A	Tennessee	31 96
								59	H	Miami (OH)	57 56
								131	N	Tulane	34 78
								177	H	UMES	36 68
								200	H	Jacksonville St.	31 62
								206	A	Stetson	44 69
								217	A	Florida	38 62
								220	H	N.C. A&T	48 56
								230	A	Howard	68 74
								230	H	Howard	59 81
								270	A	Norfolk St.	58 60
								270	H	Norfolk St.	45 69
								274	A	North Florida	53 64
								276	N	Western Mich.	50 69
								296	A	Morgan St.	71 75
								315	N	Omaha	50 57
								318	A	FIU	54 77
								328	A	Coppin St.	53 73
								341	H	N.C. Central	57 64
								345	H	Delaware St.	57 52
								346	H	Savannah St.	50 54
LAST 12 Division I GAMES:											
315	N	Omaha	50 57	328	A	Coppin St.	53 73				
270	H	Norfolk St.	45 69	345	H	Delaware St.	57 52				
230	H	Howard	59 81	177	H	UMES	36 68				
341	H	N.C. Central	57 64	346	H	Savannah St.	50 54				
220	H	N.C. A&T	48 56	270	A	Norfolk St.	58 60				
296	A	Morgan St.	71 75	230	A	Howard	68 74				

Non-Div I Games: Edward Waters 70 64

Florida A&M

■ Loss,
 ■ Non-Conf,
 ■ S Site,
 ■ H Home
 ■ A Away
 N Neutral

Average RPI Win:	128	WON-LOST	WINNING	LAST 10	STRENGTH OF	OPP. STRENGTH	TEAM	ADJ.	CONF.	ADJ CONF.
Average RPI Loss:	31	RECORD	PCT. RANK	GAMES	SCHEDULE	OF SCHEDULE	RPI	RPI	RPI	RPI
DIV. I ONLY	20- 5	27	1- 0	39	14	18	18	1	1	
DIV. I NON-CONF.	12- 1	11	1- 0	153	77	31	31	1	1	
TOTALS	RPI 1-25	RPI 26-50	W-L RECORDS	RPI 51-100	RPI 101-150	RPI 150+				
20- 5	3- 2	1- 2	OVERALL	5- 1	5- 0	6- 0				
11- 3	2- 1	0- 1	HOME	2- 1	4- 0	3- 0				
7- 2	0- 1	1- 1	AWAY	3- 0	1- 0	2- 0				
2- 0	1- 0	0- 0	NEUTRAL	0- 0	0- 0	1- 0				
12- 1	1- 0	0- 0	NON-CONFERENCE	2- 1	3- 0	6- 0				
7- 1	0- 0	0- 0	HOME	1- 1	3- 0	3- 0				
3- 0	0- 0	0- 0	AWAY	1- 0	0- 0	2- 0				
2- 0	1- 0	0- 0	NEUTRAL	0- 0	0- 0	1- 0				
8- 4	2- 2	1- 2	CONFERENCE	3- 0	2- 0	0- 0				
4- 2	2- 1	0- 1	HOME	1- 0	1- 0	0- 0				
4- 2	0- 1	1- 1	AWAY	2- 0	1- 0	0- 0				
0- 0	0- 0	0- 0	NEUTRAL	0- 0	0- 0	0- 0				

RPI S	Opponent	Score	RPI S	Opponent	Score	RPI S	Opponent	Score	RPI S	Opponent	Score
1	A Notre Dame	70 97	30	A North Carolina	64 63	60	H LSU	45 58	105	A Boston College	91 71
3	H Louisville	49 68	46	A Clemson	68 73	68	A Virginia Tech	56 54	118	H Creighton	71 52
7	H NC State	75 70	46	H Clemson	45 57	86	H Duke	66 62	119	H Wake Forest	85 61
12	N Iowa	71 67				95	A St. John's (NY)	57 53	136	H Georgia St.	79 43
21	H Miami (FL)	62 58				97	H Troy	103 67	137	H Penn St.	87 58
						100	A Virginia	63 61	160	A Mercer	57 56
									191	A Milwaukee	87 62
									217	H Florida	63 56
									247	H Jacksonville	79 46
									274	H North Florida	74 53
									331	N Eastern Ky.	62 45
LAST 12 Division I GAMES:											
12	N Iowa	71 67	68	A Virginia Tech	56 54						
46	A Clemson	68 73	3	H Louisville	49 68						
1	A Notre Dame	70 97	86	H Duke	66 62						
7	H NC State	75 70	105	A Boston College	91 71						
119	H Wake Forest	85 61	46	H Clemson	45 57						
21	H Miami (FL)	62 58	30	A North Carolina	64 63						

Non-Div I Games:

Florida St.

■ Loss,
 ■ Non-Conf,
 ■ S Site,
 ■ Home
 ■ A Away
 N Neutral

Average RPI Win: 205	WON-LOST	WINNING	LAST 10	STRENGTH OF	OPP. STRENGTH	TEAM	ADJ.	CONF.	ADJ CONF.
Average RPI Loss: 104	RECORD	PCT. RANK	GAMES	SCHEDULE	OF SCHEDULE	RPI	RPI	RPI	RPI
DIV. I ONLY	18- 8	75	1- 0	232	97	121	121	17	17
DIV. I NON-CONF.	9- 5	104	1- 0	257	23	144	144	16	16
TOTALS	RPI 1-25	RPI 26-50	W-L RECORDS	RPI 51-100	RPI 101-150	RPI 150+			
18- 8	0- 1	0- 0	OVERALL	2- 2	0- 4	16- 1			
10- 3	0- 0	0- 0	HOME	2- 0	0- 2	8- 1			
6- 4	0- 0	0- 0	AWAY	0- 2	0- 2	6- 0			
2- 1	0- 1	0- 0	NEUTRAL	0- 0	0- 0	2- 0			
9- 5	0- 1	0- 0	NON-CONFERENCE	2- 2	0- 2	7- 0			
6- 1	0- 0	0- 0	HOME	2- 0	0- 1	4- 0			
1- 3	0- 0	0- 0	AWAY	0- 2	0- 1	1- 0			
2- 1	0- 1	0- 0	NEUTRAL	0- 0	0- 0	2- 0			
9- 3	0- 0	0- 0	CONFERENCE	0- 0	0- 2	9- 1			
4- 2	0- 0	0- 0	HOME	0- 0	0- 1	4- 1			
5- 1	0- 0	0- 0	AWAY	0- 0	0- 1	5- 0			
0- 0	0- 0	0- 0	NEUTRAL	0- 0	0- 0	0- 0			

RPI 1-25			RPI 26-50			RPI 51-100			RPI 101+			Team's RPI: 121
RPI	S	Opponent	Score	RPI	S	Opponent	Score	RPI	S	Opponent	Score	
25	N	Texas	54 72					51	H	Middle Tenn.	61 49	
								74	H	Maine	72 64	
								87	A	Northeastern	54 58	
								91	A	Georgetown	38 58	
								102	H	VCU	44 47	
								116	A	Dayton	50 72	
								122	A	Pittsburgh	62 65	
								137	H	Penn St.	55 72	
								151	H	Charlotte	71 64	
								154	A	Davidson	58 42	
								154	H	Davidson	56 60	
								156	N	Washington	65 57	
								165	H	Duquesne	57 46	
								184	A	Saint Louis	56 53	
								184	H	Saint Louis	54 51	
								192	N	Ball St.	78 70	
								205	A	George Washington	50 38	
								214	H	George Mason	64 53	
								229	A	Rhode Island	56 38	
								255	H	Richmond	60 48	
								257	H	Columbia	68 49	
								285	A	La Salle	65 54	
								297	H	Manhattan	65 61	
								308	H	Wagner	80 59	
								323	A	Iona	57 40	
LAST 12 Division I GAMES:												
51	H	Middle Tenn.	61 49	165	H	Duquesne	57 46					
25	N	Texas	54 72	285	A	La Salle	65 54					
156	N	Washington	65 57	154	H	Davidson	56 60					
154	A	Davidson	58 42	229	A	Rhode Island	56 38					
214	H	George Mason	64 53	116	A	Dayton	50 72					
184	H	Saint Louis	54 51	102	H	VCU	44 47					

Non-Div I Games:

Fordham

 Loss,
 Non-Conf,
S Site,
 Home
 Away
N Neutral

Average RPI Win:	221	WON-LOST	WINNING	LAST 10	STRENGTH OF	OPP. STRENGTH	TEAM	ADJ.	CONF.	ADJ CONF.
Average RPI Loss:	70	RECORD	PCT. RANK	GAMES	SCHEDULE	OF SCHEDULE	RPI	RPI	RPI	RPI
DIV. I ONLY	13- 8	108	0- 1	158	108	109	109	15	15	
DIV. I NON-CONF.	5- 4	139	0- 0	179	56	113	113	13	13	
TOTALS	RPI 1-25	RPI 26-50	W-L RECORDS	RPI 51-100	RPI 101-150	RPI 150+				
13- 8	0- 1	0- 2	OVERALL	1- 4	0- 0	12- 1				
8- 2	0- 0	0- 1	HOME	1- 1	0- 0	7- 0				
5- 6	0- 1	0- 1	AWAY	0- 3	0- 0	5- 1				
0- 0	0- 0	0- 0	NEUTRAL	0- 0	0- 0	0- 0				
5- 4	0- 1	0- 1	NON-CONFERENCE	1- 1	0- 0	4- 1				
4- 0	0- 0	0- 0	HOME	1- 0	0- 0	3- 0				
1- 4	0- 1	0- 1	AWAY	0- 1	0- 0	1- 1				
0- 0	0- 0	0- 0	NEUTRAL	0- 0	0- 0	0- 0				
8- 4	0- 0	0- 1	CONFERENCE	0- 3	0- 0	8- 0				
4- 2	0- 0	0- 1	HOME	0- 1	0- 0	4- 0				
4- 2	0- 0	0- 0	AWAY	0- 2	0- 0	4- 0				
0- 0	0- 0	0- 0	NEUTRAL	0- 0	0- 0	0- 0				

RPI S	Opponent	Score	RPI S	Opponent	Score	RPI S	Opponent	Score	RPI S	Opponent	Score	Team's RPI: 109
16	A Arizona St.	52 68	43	A UCLA	80 89	52	A Southern California	61 62	181	A Eastern Wash.	68 58	
			47	H Wyoming	56 63	54	A New Mexico	73 82	189	H Santa Clara	80 53	
						55	A Boise St.	76 83	191	H Milwaukee	65 48	
						55	H Boise St.	60 72	199	H UNLV	73 55	
						96	H UT Arlington	70 61	202	A San Diego St.	87 81	
									211	A Utah St.	64 53	
									211	H Utah St.	70 59	
									235	A Northern Ariz.	73 86	
									240	A Nevada	79 63	
									259	A Colorado St.	66 55	
									259	H Colorado St.	57 54	
									313	H Cal Poly	76 58	
									317	H San Jose St.	77 48	
LAST 12 Division I GAMES:												
55	A Boise St.	76 83	202	A San Diego St.	87 81							
199	H UNLV	73 55	55	H Boise St.	60 72							
211	A Utah St.	64 53	240	A Nevada	79 63							
54	A New Mexico	73 82	211	H Utah St.	70 59							
47	H Wyoming	56 63	259	A Colorado St.	66 55							
259	H Colorado St.	57 54	317	H San Jose St.	77 48							

Non-Div I Games: Stanislaus St. 86 51 Fresno Pacific 90 51

Fresno St.

Loss, Non-Conf, S Site, H Home A Away N Neutral

Average RPI Win:	284	WON-LOST	WINNING	LAST 10	STRENGTH OF	OPP. STRENGTH	TEAM	ADJ.	CONF.	ADJ CONF.
Average RPI Loss:	140	RECORD	PCT. RANK	GAMES	SCHEDULE	OF SCHEDULE	RPI	RPI	RPI	RPI
DIV. I ONLY	14- 9	113	1- 0	335	214	209	209	27	27	
DIV. I NON-CONF.	7- 6	153	0- 0	273	232	207	207	24	24	
TOTALS	RPI 1-25	RPI 26-50	W-L RECORDS	RPI 51-100	RPI 101-150	RPI 150+				
14- 9	0- 2	0- 0	OVERALL	0- 1	1- 2	13- 4				
10- 2	0- 0	0- 0	HOME	0- 1	1- 0	9- 1				
3- 6	0- 2	0- 0	AWAY	0- 0	0- 2	3- 2				
1- 1	0- 0	0- 0	NEUTRAL	0- 0	0- 0	1- 1				
7- 6	0- 2	0- 0	NON-CONFERENCE	0- 1	0- 1	7- 2				
5- 1	0- 0	0- 0	HOME	0- 1	0- 0	5- 0				
1- 4	0- 2	0- 0	AWAY	0- 0	0- 1	1- 1				
1- 1	0- 0	0- 0	NEUTRAL	0- 0	0- 0	1- 1				
7- 3	0- 0	0- 0	CONFERENCE	0- 0	1- 1	6- 2				
5- 1	0- 0	0- 0	HOME	0- 0	1- 0	4- 1				
2- 2	0- 0	0- 0	AWAY	0- 0	0- 1	2- 1				
0- 0	0- 0	0- 0	NEUTRAL	0- 0	0- 0	0- 0				

RPI 1-25			RPI 26-50			RPI 51-100			RPI 101+ Team's RPI: 209		
RPI	S	Opponent	Score	RPI	S	Opponent	Score	RPI	S	Opponent	Score
10	A	Mississippi St.	41 106					107	A	Georgia	38 61
14	A	South Carolina	53 66					143	A	Chattanooga	53 73
								143	H	Chattanooga	61 54
								160	H	Mercer	60 75
								197	H	UNC Asheville	58 47
								218	N	Western Ill.	78 85
								241	H	Gardner-Webb	70 57
								254	A	ETSU	70 75
								273	H	Samford	57 36
								282	H	Wofford	63 50
								288	A	Col. of Charleston	70 67
								293	N	Fairfield	77 70
								294	H	Fla. Atlantic	73 57
								305	A	Kennesaw St.	63 74
								308	A	UNC Greensboro	59 49
								308	H	UNC Greensboro	64 61
								333	H	Presbyterian	76 68
								339	A	Western Caro.	53 28
								339	H	Western Caro.	65 55
								343	H	USC Upstate	78 67
LAST 12 Division I GAMES:											
143	H	Chattanooga	61 54	143	A	Chattanooga	53 73				
308	A	UNC Greensboro	59 49	254	A	ETSU	70 75				
339	A	Western Caro.	53 28	339	H	Western Caro.	65 55				
160	H	Mercer	60 75	308	H	UNC Greensboro	64 61				
273	H	Samford	57 36	333	H	Presbyterian	76 68				
282	H	Wofford	63 50	14	A	South Carolina	53 66				

Non-Div I Games: Coker

71 42

North Greenville 74

78

Furman

■ Loss,
 ■ Non-Conf,
 ■ S Site,
 ■ H Home
 ■ A Away
 N Neutral

Average RPI Win: 270		WON-LOST	WINNING	LAST 10	STRENGTH OF	OPP. STRENGTH	TEAM	ADJ.	CONF.	ADJ CONF.
Average RPI Loss: 172		RECORD	PCT. RANK	GAMES	SCHEDULE	OF SCHEDULE	RPI	RPI	RPI	RPI
DIV. I ONLY		6- 16	288	0- 1	196	315	284	284	12	12
DIV. I NON-CONF.		4- 6	212	0- 0	207	349	237	237	15	15
TOTALS	RPI 1-25	RPI 26-50		W-L RECORDS	RPI 51-100		RPI 101-150		RPI 150+	
6- 16	0- 0	0- 0		OVERALL	0- 4		0- 4		6- 8	
3- 8	0- 0	0- 0		HOME	0- 2		0- 2		3- 4	
3- 8	0- 0	0- 0		AWAY	0- 2		0- 2		3- 4	
0- 0	0- 0	0- 0		NEUTRAL	0- 0		0- 0		0- 0	
4- 6	0- 0	0- 0		NON-CONFERENCE	0- 1		0- 1		4- 4	
2- 2	0- 0	0- 0		HOME	0- 0		0- 0		2- 2	
2- 4	0- 0	0- 0		AWAY	0- 1		0- 1		2- 2	
0- 0	0- 0	0- 0		NEUTRAL	0- 0		0- 0		0- 0	
2- 10	0- 0	0- 0		CONFERENCE	0- 3		0- 3		2- 4	
1- 6	0- 0	0- 0		HOME	0- 2		0- 2		1- 2	
1- 4	0- 0	0- 0		AWAY	0- 1		0- 1		1- 2	
0- 0	0- 0	0- 0		NEUTRAL	0- 0		0- 0		0- 0	

RPI 1-25				RPI 26-50				RPI 51-100				RPI 101+				Team's RPI: 284	
RPI	S	Opponent	Score	RPI	S	Opponent	Score	RPI	S	Opponent	Score	RPI	S	Opponent	Score		
								68	A	Virginia Tech	49	78	107	A	Georgia	38	81
								96	A	UT Arlington	48	81	111	A	South Alabama	60	73
								96	H	UT Arlington	53	74	111	H	South Alabama	53	69
								97	H	Troy	81	97	136	H	Georgia St.	66	83
													159	A	Stony Brook	43	72
													160	H	Mercer	72	79
													178	A	Texas St.	65	55
													178	H	Texas St.	52	64
													238	H	Bethune-Cookman	77	76
													253	A	Louisiana	48	59
													253	H	Louisiana	79	71
													271	H	Winthrop	64	55
													282	H	Wofford	65	81
													298	A	La.-Monroe	57	58
													298	H	La.-Monroe	62	80
													305	A	Kennesaw St.	59	78
													333	A	Presbyterian	69	68
													346	A	Savannah St.	82	71
LAST 12 Division I GAMES:																	
				111	A	South Alabama	60	73		111	H	South Alabama	53	69			
				298	H	La.-Monroe	62	80		97	H	Troy	81	97			
				253	H	Louisiana	79	71		253	A	Louisiana	48	59			
				136	H	Georgia St.	66	83		298	A	La.-Monroe	57	58			
				178	A	Texas St.	65	55		96	H	UT Arlington	53	74			
				96	A	UT Arlington	48	81		178	H	Texas St.	52	64			

Non-Div I Games:	Coastal Ga.	68	46
------------------	-------------	----	----

Ga. Southern

■ Loss, ■ Non-Conf, S Site, H Home A Away N Neutral

Average RPI Win:	275	WON-LOST	WINNING	LAST 10	STRENGTH OF	OPP. STRENGTH	TEAM	ADJ.	CONF.	ADJ CONF.
Average RPI Loss:	193	RECORD	PCT. RANK	GAMES	SCHEDULE	OF SCHEDULE	RPI	RPI	RPI	RPI
DIV. I ONLY	10- 11	185	1- 0	299	324	241	241	28	28	
DIV. I NON-CONF.	3- 6	241	0- 0	221	312	249	249	29	29	
TOTALS	RPI 1-25	RPI 26-50	W-L RECORDS	RPI 51-100	RPI 101-150	RPI 150+				
10- 11	0- 0	0- 0	OVERALL	0- 2	0- 3	10- 6				
5- 4	0- 0	0- 0	HOME	0- 0	0- 2	5- 2				
5- 7	0- 0	0- 0	AWAY	0- 2	0- 1	5- 4				
0- 0	0- 0	0- 0	NEUTRAL	0- 0	0- 0	0- 0				
3- 6	0- 0	0- 0	NON-CONFERENCE	0- 1	0- 2	3- 3				
1- 2	0- 0	0- 0	HOME	0- 0	0- 1	1- 1				
2- 4	0- 0	0- 0	AWAY	0- 1	0- 1	2- 2				
0- 0	0- 0	0- 0	NEUTRAL	0- 0	0- 0	0- 0				
7- 5	0- 0	0- 0	CONFERENCE	0- 1	0- 1	7- 3				
4- 2	0- 0	0- 0	HOME	0- 0	0- 1	4- 1				
3- 3	0- 0	0- 0	AWAY	0- 1	0- 0	3- 2				
0- 0	0- 0	0- 0	NEUTRAL	0- 0	0- 0	0- 0				

RPI 1-25			RPI 26-50			RPI 51-100			RPI 101+			Team's RPI: 241			
RPI	S	Opponent	Score	RPI	S	Opponent	Score	RPI	S	Opponent	Score	RPI	S	Opponent	Score
								80	A	Drexel	48 65	130	H	High Point	61 78
								92	A	Radford	69 79	135	H	Morehead St.	69 84
												144	A	Delaware	45 69
												154	H	Davidson	54 49
												179	A	Hampton	80 82
												197	H	UNC Asheville	69 59
												209	A	Furman	57 70
												217	A	Florida	60 58
												236	A	Campbell	52 38
												263	H	Mt. St. Mary's	62 69
												271	A	Winthrop	65 52
												271	H	Winthrop	62 64
												282	A	Wofford	53 59
												319	H	Charleston So.	75 65
												333	A	Presbyterian	66 58
												339	A	Western Caro.	62 52
												340	A	Longwood	79 85
												340	H	Longwood	80 78
												343	H	USC Upstate	92 72
LAST 12 Division I GAMES:															
				271	A	Winthrop	65 52					343	H	USC Upstate	92 72
				340	H	Longwood	80 78					271	H	Winthrop	62 64
				92	A	Radford	69 79					333	A	Presbyterian	66 58
				340	A	Longwood	79 85					130	H	High Point	61 78
				319	H	Charleston So.	75 65					197	H	UNC Asheville	69 59
				179	A	Hampton	80 82					236	A	Campbell	52 38

Non-Div I Games: Converse 79 51 Warren Wilson 100 37 Pfeiffer 82 46

Gardner-Webb

Loss, Non-Conf, S Site, H Home A Away N Neutral

George Mason

Through Games Of Feb. 15, 2019

Average RPI Win:	240	WON-LOST	WINNING	LAST 10	STRENGTH OF	OPP. STRENGTH	TEAM	ADJ.	CONF.	ADJ CONF.
Average RPI Loss:	164	RECORD	PCT. RANK	GAMES	SCHEDULE	OF SCHEDULE	RPI	RPI	RPI	RPI
DIV. I ONLY	13- 11	150	1- 0	329	145	214	214	17	17	
DIV. I NON-CONF.	8- 5	119	0- 0	310	183	190	190	16	16	
TOTALS	RPI 1-25	RPI 26-50	W-L RECORDS	RPI 51-100	RPI 101-150	RPI 150+				
13- 11	0- 0	0- 0	OVERALL	0- 1	1- 3	12- 7				
8- 3	0- 0	0- 0	HOME	0- 0	1- 1	7- 2				
5- 8	0- 0	0- 0	AWAY	0- 1	0- 2	5- 5				
0- 0	0- 0	0- 0	NEUTRAL	0- 0	0- 0	0- 0				
8- 5	0- 0	0- 0	NON-CONFERENCE	0- 1	1- 2	7- 2				
5- 1	0- 0	0- 0	HOME	0- 0	1- 1	4- 0				
3- 4	0- 0	0- 0	AWAY	0- 1	0- 1	3- 2				
0- 0	0- 0	0- 0	NEUTRAL	0- 0	0- 0	0- 0				
5- 6	0- 0	0- 0	CONFERENCE	0- 0	0- 1	5- 5				
3- 2	0- 0	0- 0	HOME	0- 0	0- 0	3- 2				
2- 4	0- 0	0- 0	AWAY	0- 0	0- 1	2- 3				
0- 0	0- 0	0- 0	NEUTRAL	0- 0	0- 0	0- 0				

RPI 1-25			RPI 26-50			RPI 51-100			RPI 101+			Team's RPI: 214
RPI	S	Opponent	Score	RPI	S	Opponent	Score	RPI	S	Opponent	Score	
						98 A American	71 86	103 H Houston		56 66		
								121 A Fordham		53 64		
								129 A Kansas		56 77		
								144 H Delaware		72 46		
								154 A Davidson		59 67		
								156 A Washington		52 81		
								165 H Duquesne		57 60		
								177 H UMES		70 49		
								184 A Saint Louis		53 60		
								204 A Massachusetts		70 52		
								205 A George Washington		64 60		
								205 H George Washington		61 46		
								228 A UMKC		91 84		
								229 H Rhode Island		75 69		
								230 A Howard		59 73		
								231 A St. Bonaventure		55 64		
								231 H St. Bonaventure		57 68		
								258 H Colgate		64 61		
								267 A Air Force		78 71		
								285 H La Salle		59 42		
								288 H Col. of Charleston		66 52		
								302 H Loyola Maryland		70 38		
								331 A Eastern Ky.		91 75		
LAST 12 Division I GAMES:												
285	H	La Salle	59 42	205	A	George Washington	64 60					
121	A	Fordham	53 64	204	A	Massachusetts	70 52					
205	H	George Washington	61 46	165	H	Duquesne	57 60					
231	A	St. Bonaventure	55 64	231	H	St. Bonaventure	57 68					
184	A	Saint Louis	53 60	154	A	Davidson	59 67					
229	H	Rhode Island	75 69	288	H	Col. of Charleston	66 52					

Non-Div I Games:

George Mason

■ Loss,
 ■ Non-Conf,
 ■ S Site,
 ■ H Home
 ■ A Away
 N Neutral

George Washington

Through Games Of Feb. 15, 2019

Average RPI Win: 166	WON-LOST	WINNING	LAST 10	STRENGTH OF	OPP. STRENGTH	TEAM	ADJ.	CONF.	ADJ CONF.
Average RPI Loss: 144	RECORD	PCT. RANK	GAMES	SCHEDULE	OF SCHEDULE	RPI	RPI	RPI	RPI
DIV. I ONLY	8- 16	261	0- 1	90	147	205	205	17	17
DIV. I NON-CONF.	3- 10	278	0- 0	46	93	225	225	16	16
TOTALS	RPI 1-25	RPI 26-50	W-L RECORDS	RPI 51-100	RPI 101-150	RPI 150+			
8- 16	0- 2	0- 3	OVERALL	1- 0	3- 2	4- 9			
5- 8	0- 1	0- 1	HOME	1- 0	3- 1	1- 5			
3- 6	0- 0	0- 1	AWAY	0- 0	0- 1	3- 4			
0- 2	0- 1	0- 1	NEUTRAL	0- 0	0- 0	0- 0			
3- 10	0- 2	0- 3	NON-CONFERENCE	1- 0	1- 1	1- 4			
3- 4	0- 1	0- 1	HOME	1- 0	1- 0	1- 2			
0- 4	0- 0	0- 1	AWAY	0- 0	0- 1	0- 2			
0- 2	0- 1	0- 1	NEUTRAL	0- 0	0- 0	0- 0			
5- 6	0- 0	0- 0	CONFERENCE	0- 0	2- 1	3- 5			
2- 4	0- 0	0- 0	HOME	0- 0	2- 1	0- 3			
3- 2	0- 0	0- 0	AWAY	0- 0	0- 0	3- 2			
0- 0	0- 0	0- 0	NEUTRAL	0- 0	0- 0	0- 0			

RPI 1-25			RPI 26-50			RPI 51-100			RPI 101+			Team's RPI: 205
RPI	S	Opponent	Score	RPI	S	Opponent	Score	RPI	S	Opponent	Score	
7	N	NC State	61 69	37	A	James Madison	37 50	85	H	Princeton	64 49	
17	H	Maryland	30 69	41	H	Villanova	45 60					
				42	N	Georgia Tech	55 70					
LAST 12 Division I GAMES:												
237	H	Saint Joseph's	38 41	214	H	George Mason	60 64					
214	A	George Mason	46 61	285	A	La Salle	67 59					
184	A	Saint Louis	44 60	116	H	Dayton	46 45					
154	H	Davidson	42 62	229	A	Rhode Island	64 59					
165	A	Duquesne	55 54	121	H	Fordham	38 50					
102	H	VCU	57 48	232	H	Memphis	51 38					

Non-Div I Games:

George Washington

■ Loss,
 ■ Non-Conf, S Site,
 ■ Home
 ■ Away
 N Neutral

Average RPI Win:	155	WON-LOST	WINNING	LAST 10	STRENGTH OF	OPP. STRENGTH	TEAM	ADJ.	CONF.	ADJ CONF.
Average RPI Loss:	49	RECORD	PCT. RANK	GAMES	SCHEDULE	OF SCHEDULE	RPI	RPI	RPI	RPI
DIV. I ONLY	11- 13	192	0- 1	12	54	91	91	6	6	
DIV. I NON-CONF.	6- 5	143	0- 0	23	69	69	69	4	4	
TOTALS	RPI 1-25	RPI 26-50	W-L RECORDS	RPI 51-100	RPI 101-150	RPI 150+				
11- 13	0- 4	1- 5	OVERALL	0- 1	5- 3	5- 0				
8- 5	0- 2	1- 2	HOME	0- 0	4- 1	3- 0				
3- 6	0- 1	0- 2	AWAY	0- 1	1- 2	2- 0				
0- 2	0- 1	0- 1	NEUTRAL	0- 0	0- 0	0- 0				
6- 5	0- 2	0- 2	NON-CONFERENCE	0- 0	2- 1	4- 0				
4- 2	0- 1	0- 0	HOME	0- 0	2- 1	2- 0				
2- 1	0- 0	0- 1	AWAY	0- 0	0- 0	2- 0				
0- 2	0- 1	0- 1	NEUTRAL	0- 0	0- 0	0- 0				
5- 8	0- 2	1- 3	CONFERENCE	0- 1	3- 2	1- 0				
4- 3	0- 1	1- 2	HOME	0- 0	2- 0	1- 0				
1- 5	0- 1	0- 1	AWAY	0- 1	1- 2	0- 0				
0- 0	0- 0	0- 0	NEUTRAL	0- 0	0- 0	0- 0				

RPI 1-25				RPI 26-50				RPI 51-100				Team's RPI: 91	RPI 101+			
RPI	S	Opponent	Score	RPI	S	Opponent	Score	RPI	S	Opponent	Score		RPI	S	Opponent	Score
2	N	Baylor	46 67	31	A	DePaul	71 76	95	A	St. John's (NY)	51 59		102	H	VCU	45 47
7	H	NC State	65 76	31	H	DePaul	64 69						108	A	Providence	68 52
9	A	Marquette	52 59	32	N	Buffalo	64 73						108	H	Providence	61 56
9	H	Marquette	62 72	37	A	James Madison	57 69						118	A	Creighton	38 65
				41	H	Villanova	68 63						118	H	Creighton	62 53
				45	H	Butler	50 59						121	H	Fordham	58 38
													122	H	Pittsburgh	70 41
													125	A	Seton Hall	63 76
													174	H	Xavier	68 61
													175	A	Rider	79 49
													177	H	UMES	74 55
													255	A	Richmond	73 53
													302	H	Loyola Maryland	45 30
LAST 12 Division I GAMES:																
				31	A	DePaul	71 76	41	H	Villanova	68 63					
				9	A	Marquette	52 59	9	H	Marquette	62 72					
				108	H	Providence	61 56	31	H	DePaul	64 69					
				118	H	Creighton	62 53	118	A	Creighton	38 65					
				125	A	Seton Hall	63 76	108	A	Providence	68 52					
				95	A	St. John's (NY)	51 59	45	H	Butler	50 59					

Non-Div I Games:

Georgetown

■ Loss,
■ Non-Conf,
■ S Site,
■ H Home
■ A Away
N Neutral

Average RPI Win:	216	WON-LOST	WINNING	LAST 10	STRENGTH OF	OPP. STRENGTH	TEAM	ADJ.	CONF.	ADJ CONF.
Average RPI Loss:	40	RECORD	PCT. RANK	GAMES	SCHEDULE	OF SCHEDULE	RPI	RPI	RPI	RPI
DIV. I ONLY	14- 10	125	0- 1	99	82	107	107	5	5	
DIV. I NON-CONF.	9- 4	85	0- 0	236	247	137	137	5	5	
TOTALS	RPI 1-25	RPI 26-50	W-L RECORDS	RPI 51-100	RPI 101-150	RPI 150+				
14- 10	0- 5	0- 3	OVERALL	3- 1	0- 1	11- 0				
11- 2	0- 1	0- 0	HOME	2- 0	0- 1	9- 0				
2- 7	0- 3	0- 3	AWAY	1- 1	0- 0	1- 0				
1- 1	0- 1	0- 0	NEUTRAL	0- 0	0- 0	1- 0				
9- 4	0- 1	0- 3	NON-CONFERENCE	0- 0	0- 0	9- 0				
8- 0	0- 0	0- 0	HOME	0- 0	0- 0	8- 0				
0- 3	0- 0	0- 3	AWAY	0- 0	0- 0	0- 0				
1- 1	0- 1	0- 0	NEUTRAL	0- 0	0- 0	1- 0				
5- 6	0- 4	0- 0	CONFERENCE	3- 1	0- 1	2- 0				
3- 2	0- 1	0- 0	HOME	2- 0	0- 1	1- 0				
2- 4	0- 3	0- 0	AWAY	1- 1	0- 0	1- 0				
0- 0	0- 0	0- 0	NEUTRAL	0- 0	0- 0	0- 0				

RPI	S	Opponent	Score	RPI	S	Opponent	Score	RPI	S	Opponent	Score	RPI	S	Opponent	Score	Team's RPI: 107
10	A	Mississippi St.	71 80	41	A	Villanova	56 62	53	H	Tennessee	66 62	134	H	Alabama	53 58	
14	A	South Carolina	57 65	42	A	Georgia Tech	53 63	57	A	Auburn	58 59	160	H	Mercer	67 60	
17	N	Maryland	51 58	43	A	UCLA	69 80	60	H	LSU	63 50	186	A	Vanderbilt	71 64	
19	H	Texas A&M	66 76					83	A	Arkansas	80 72	209	H	Furman	61 38	
24	A	Missouri	35 61									217	H	Florida	93 58	
												231	H	St. Bonaventure	67 40	
												271	H	Winthrop	85 39	
												284	H	Ga. Southern	81 38	
												296	N	Morgan St.	60 33	
												319	H	Charleston So.	83 75	
												325	H	Lipscomb	77 45	
												333	H	Presbyterian	83 59	
LAST 12 Division I GAMES:																
14	A	South Carolina	57 65	24	A	Missouri	35 61	53	H	Tennessee	66 62	10	A	Mississippi St.	71 80	
217	H	Florida	93 58	57	A	Auburn	58 59	186	A	Vanderbilt	71 64	60	H	LSU	63 50	
83	A	Arkansas	80 72	134	H	Alabama	53 58	333	H	Presbyterian	83 59					
19	H	Texas A&M	66 76													

Non-Div I Games:

Georgia

■ Loss,
 ■ Non-Conf,
 ■ S Site,
 ■ H Home
 ■ A Away
 N Neutral

Average RPI Win:	243	WON-LOST	WINNING	LAST 10	STRENGTH OF	OPP. STRENGTH	TEAM	ADJ.	CONF.	ADJ CONF.
Average RPI Loss:	109	RECORD	PCT. RANK	GAMES	SCHEDULE	OF SCHEDULE	RPI	RPI	RPI	RPI
DIV. I ONLY	14- 9	113	1- 0	185	226	136	136	12	12	
DIV. I NON-CONF.	6- 5	143	0- 0	220	234	170	170	15	15	
TOTALS	RPI 1-25	RPI 26-50	W-L RECORDS	RPI 51-100	RPI 101-150	RPI 150+				
14- 9	0- 1	0- 2	OVERALL	3- 2	0- 1	11- 3				
8- 3	0- 0	0- 1	HOME	2- 0	0- 1	6- 1				
6- 6	0- 1	0- 1	AWAY	1- 2	0- 0	5- 2				
0- 0	0- 0	0- 0	NEUTRAL	0- 0	0- 0	0- 0				
6- 5	0- 1	0- 2	NON-CONFERENCE	0- 1	0- 0	6- 1				
4- 1	0- 0	0- 1	HOME	0- 0	0- 0	4- 0				
2- 4	0- 1	0- 1	AWAY	0- 1	0- 0	2- 1				
0- 0	0- 0	0- 0	NEUTRAL	0- 0	0- 0	0- 0				
8- 4	0- 0	0- 0	CONFERENCE	3- 1	0- 1	5- 2				
4- 2	0- 0	0- 0	HOME	2- 0	0- 1	2- 1				
4- 2	0- 0	0- 0	AWAY	1- 1	0- 0	3- 1				
0- 0	0- 0	0- 0	NEUTRAL	0- 0	0- 0	0- 0				

RPI 1-25				RPI 26-50				RPI 51-100				RPI 101+ Team's RPI: 136			
RPI	S	Opponent	Score	RPI	S	Opponent	Score	RPI	S	Opponent	Score	RPI	S	Opponent	Score
18	A	Florida St.	43 79	34	A	Rice	49 66	51	A	Middle Tenn.	54 69	111	H	South Alabama	59 68
				42	H	Georgia Tech	71 78	96	A	UT Arlington	45 69	178	A	Texas St.	57 34
								96	H	UT Arlington	50 48	178	H	Texas St.	60 69
								97	A	Troy	85 70	200	A	Jacksonville St.	56 61
								97	H	Troy	84 80	238	H	Bethune-Cookman	62 57
												253	A	Louisiana	54 57
												253	H	Louisiana	74 71
												284	A	Ga. Southern	83 66
												294	A	Fla. Atlantic	75 59
												298	A	La.-Monroe	56 41
												298	H	La.-Monroe	68 46
												305	H	Kennesaw St.	79 73
												308	H	UNC Greensboro	70 63
												318	A	FIU	67 61
												341	H	N.C. Central	65 54
LAST 12 Division I GAMES:															
				97	A	Troy	85 70	97	H	Troy	84 80				
				253	H	Louisiana	74 71	111	H	South Alabama	59 68				
				298	H	La.-Monroe	68 46	298	A	La.-Monroe	56 41				
				284	A	Ga. Southern	83 66	253	A	Louisiana	54 57				
				96	A	UT Arlington	45 69	178	H	Texas St.	60 69				
				178	A	Texas St.	57 34	96	H	UT Arlington	50 48				

Non-Div I Games:

Georgia St.

■ Loss,
 ■ Non-Conf,
 ■ S Site,
 ■ H Home
 ■ A Away
 N Neutral

Average RPI Win:	162	WON-LOST	WINNING	LAST 10	STRENGTH OF	OPP. STRENGTH	TEAM	ADJ.	CONF.	ADJ CONF.
Average RPI Loss:	36	RECORD	PCT. RANK	GAMES	SCHEDULE	OF SCHEDULE	RPI	RPI	RPI	RPI
DIV. I ONLY	15- 9	102	1- 0	42	21	42	42	1	1	
DIV. I NON-CONF.	10- 3	59	0- 0	157	180	62	62	1	1	
TOTALS	RPI 1-25	RPI 26-50	W-L RECORDS	RPI 51-100	RPI 101-150	RPI 150+				
15- 9	1- 5	0- 2	OVERALL	2- 0	7- 2	5- 0				
9- 2	1- 2	0- 0	HOME	1- 0	3- 0	4- 0				
3- 6	0- 3	0- 2	AWAY	0- 0	3- 1	0- 0				
3- 1	0- 0	0- 0	NEUTRAL	1- 0	1- 1	1- 0				
10- 3	0- 1	0- 0	NON-CONFERENCE	1- 0	4- 2	5- 0				
6- 0	0- 0	0- 0	HOME	0- 0	2- 0	4- 0				
1- 2	0- 1	0- 0	AWAY	0- 0	1- 1	0- 0				
3- 1	0- 0	0- 0	NEUTRAL	1- 0	1- 1	1- 0				
5- 6	1- 4	0- 2	CONFERENCE	1- 0	3- 0	0- 0				
3- 2	1- 2	0- 0	HOME	1- 0	1- 0	0- 0				
2- 4	0- 2	0- 2	AWAY	0- 0	2- 0	0- 0				
0- 0	0- 0	0- 0	NEUTRAL	0- 0	0- 0	0- 0				

RPI	S	Opponent	Score	RPI	S	Opponent	Score	Team's RPI: 42	RPI	S	Opponent	Score	RPI	S	Opponent	Score
1	A	Notre Dame	50 90	30	A	North Carolina	90 91		86	H	Duke	70 64	103	A	Houston	89 95
1	H	Notre Dame	55 76	46	A	Clemson	61 71		93	N	Idaho St.	74 51	105	A	Boston College	81 76
3	A	Louisville	44 61										107	H	Georgia	63 53
7	H	NC State	60 68										116	N	Dayton	66 85
8	H	Syracuse	65 55										119	A	Wake Forest	60 46
17	A	Maryland	54 67										122	H	Pittsburgh	67 55
													125	N	Seton Hall	84 73
													136	A	Georgia St.	78 71
													142	H	Appalachian St.	71 53
													205	N	George Washington	70 55
													252	H	Alabama St.	69 42
													282	H	Wofford	81 40
													305	H	Kennesaw St.	60 35
													339	H	Western Caro.	84 49
LAST 12 Division I GAMES:																
119	A	Wake Forest	60 46	46	A	Clemson	61 71		3	A	Louisville	44 61				
122	H	Pittsburgh	67 55						86	H	Duke	70 64				
1	A	Notre Dame	50 90						1	H	Notre Dame	55 76				
30	A	North Carolina	90 91						105	A	Boston College	81 76				
7	H	NC State	60 68						282	H	Wofford	81 40				
8	H	Syracuse	65 55													

Non-Div I Games:

Georgia Tech

■ Loss,
■ Non-Conf, S Site,
■ Home
■ Away
N Neutral

Average RPI Win: 135	WON-LOST	WINNING	LAST 10	STRENGTH OF	OPP. STRENGTH	TEAM	ADJ.	CONF.	ADJ CONF.
Average RPI Loss: 19	RECORD	PCT. RANK	GAMES	SCHEDULE	OF SCHEDULE	RPI	RPI	RPI	RPI
DIV. I ONLY	23- 2	4	1- 0	67	36	13	13	8	8
DIV. I NON-CONF.	11- 1	13	1- 0	59	4	11	11	7	7
TOTALS	RPI 1-25	RPI 26-50	W-L RECORDS	RPI 51-100	RPI 101-150	RPI 150+			
23- 2	1- 1	3- 1	OVERALL	5- 0	4- 0	10- 0			
12- 0	1- 0	1- 0	HOME	3- 0	1- 0	6- 0			
9- 1	0- 0	1- 1	AWAY	2- 0	2- 0	4- 0			
2- 1	0- 1	1- 0	NEUTRAL	0- 0	1- 0	0- 0			
11- 1	1- 1	1- 0	NON-CONFERENCE	3- 0	2- 0	4- 0			
6- 0	1- 0	0- 0	HOME	2- 0	1- 0	2- 0			
3- 0	0- 0	0- 0	AWAY	1- 0	0- 0	2- 0			
2- 1	0- 1	1- 0	NEUTRAL	0- 0	1- 0	0- 0			
12- 1	0- 0	2- 1	CONFERENCE	2- 0	2- 0	6- 0			
6- 0	0- 0	1- 0	HOME	1- 0	0- 0	4- 0			
6- 1	0- 0	1- 1	AWAY	1- 0	2- 0	2- 0			
0- 0	0- 0	0- 0	NEUTRAL	0- 0	0- 0	0- 0			

RPI	S	Opponent	Score	RPI	S	Opponent	Score	RPI	S	Opponent	Score	RPI	S	Opponent	Score
1	N	Notre Dame	65 81	28	N	Rutgers	57 40	75	A	Missouri St.	70 67	113	A	Loyola Marymount	78 53
5	H	Stanford	79 73	36	A	BYU	68 70	84	H	Idaho	88 51	117	A	Pepperdine	79 54
				48	A	Saint Mary's (CA)	66 52	88	A	Pacific	63 51	126	N	Western Ky.	76 55
				48	H	Saint Mary's (CA)	74 62	88	H	Pacific	88 65	127	H	Washington St.	76 53
								93	H	Idaho St.	70 51	167	A	Portland	93 62
												167	H	Portland	97 71
												169	H	Montana	76 52
												181	A	Eastern Wash.	63 51
												189	H	Santa Clara	78 61
												199	A	UNLV	70 59
												243	H	San Francisco	78 51
												249	A	San Diego	86 61
												249	H	San Diego	71 44
												259	H	Colorado St.	50 39
LAST 12 Division I GAMES:															
				126	N	Western Ky.	76 55	189	H	Santa Clara	78 61				
				28	N	Rutgers	57 40	243	H	San Francisco	78 51				
				249	H	San Diego	71 44	249	A	San Diego	86 61				
				167	A	Portland	93 62	36	A	BYU	68 70				
				48	A	Saint Mary's (CA)	66 52	167	H	Portland	97 71				
				88	A	Pacific	63 51	88	H	Pacific	88 65				

Non-Div I Games:

Gonzaga

Average RPI Win: 250	WON-LOST	WINNING	LAST 10	STRENGTH OF	OPP. STRENGTH	TEAM	ADJ.	CONF.	ADJ CONF.
Average RPI Loss: 163	RECORD	PCT. RANK	GAMES	SCHEDULE	OF SCHEDULE	RPI	RPI	RPI	RPI
DIV. I ONLY	10- 13	212	1- 0	284	246	223	223	29	29
DIV. I NON-CONF.	3- 9	271	0- 0	96	83	197	197	28	28
TOTALS	RPI 1-25	RPI 26-50	W-L RECORDS	RPI 51-100	RPI 101-150	RPI 150+			
10- 13	0- 0	1- 1	OVERALL	0- 2	1- 4	8- 6			
3- 3	0- 0	0- 0	HOME	0- 0	0- 0	3- 3			
5- 9	0- 0	0- 0	AWAY	0- 2	0- 4	5- 3			
2- 1	0- 0	1- 1	NEUTRAL	0- 0	1- 0	0- 0			
3- 9	0- 0	1- 1	NON-CONFERENCE	0- 2	1- 4	1- 2			
1- 0	0- 0	0- 0	HOME	0- 0	0- 0	1- 0			
0- 8	0- 0	0- 0	AWAY	0- 2	0- 4	0- 2			
2- 1	0- 0	1- 1	NEUTRAL	0- 0	1- 0	0- 0			
7- 4	0- 0	0- 0	CONFERENCE	0- 0	0- 0	7- 4			
2- 3	0- 0	0- 0	HOME	0- 0	0- 0	2- 3			
5- 1	0- 0	0- 0	AWAY	0- 0	0- 0	5- 1			
0- 0	0- 0	0- 0	NEUTRAL	0- 0	0- 0	0- 0			

RPI S	Opponent	Score	RPI S	Opponent	Score	RPI S	Opponent	Score	RPI S	Opponent	Score	Team's RPI: 223
38 N	South Dakota	53 67	57 A	Auburn	48 97	112 A	Oklahoma St.	40 86	113 N	Loyola Marymount	62 61	
44 N	Indiana	65 62	96 A	UT Arlington	54 78	129 A	Kansas	45 76	134 A	Alabama	55 73	
						149 A	South Fla.	50 67	185 A	Southern U.	65 71	
						185 H	Southern U.	81 86	190 A	Southern Miss.	47 68	
						201 A	Prairie View	64 63	212 A	Texas Southern	75 67	
						246 A	Wichita St.	61 70	252 A	Alabama St.	80 72	
						289 H	Jackson St.	74 77	301 A	Alabama A&M	63 51	
						310 H	Mississippi Val.	52 54	327 H	McNeese	75 51	
						347 H	Ark.-Pine Bluff	77 57	350 A	Alcorn	79 63	
						350 H	Alcorn	61 56				
LAST 12 Division I GAMES:												
350 A	Alcorn	79 63	212 A	Texas Southern	75 67							
185 A	Southern U.	65 71	350 H	Alcorn	61 56							
310 H	Mississippi Val.	52 54	185 H	Southern U.	81 86							
347 H	Ark.-Pine Bluff	77 57	301 A	Alabama A&M	63 51							
289 H	Jackson St.	74 77	252 A	Alabama St.	80 72							
201 A	Prairie View	64 63	112 A	Oklahoma St.	40 86							

Non-Div I Games:

Grambling

■ Loss,
 ■ Non-Conf,
 ■ S Site,
 ■ H Home
 ■ A Away
 N Neutral

Average RPI Win: 285		WON-LOST	WINNING	LAST 10	STRENGTH OF	OPP. STRENGTH	TEAM	ADJ.	CONF.	ADJ CONF.
Average RPI Loss: 220		RECORD	PCT. RANK	GAMES	SCHEDULE	OF SCHEDULE	RPI	RPI	RPI	RPI
DIV. I ONLY		5- 16	306	0- 1	324	332	338	338	30	30
DIV. I NON-CONF.		2- 8	293	0- 0	326	303	345	345	30	30
TOTALS	RPI 1-25	RPI 26-50		W-L RECORDS		RPI 51-100	RPI 101-150	RPI 150+		
5- 16	0- 0	0- 0		OVERALL		0- 0	0- 2	5- 14		
4- 6	0- 0	0- 0		HOME		0- 0	0- 1	4- 5		
1- 10	0- 0	0- 0		AWAY		0- 0	0- 1	1- 9		
0- 0	0- 0	0- 0		NEUTRAL		0- 0	0- 0	0- 0		
2- 8	0- 0	0- 0		NON-CONFERENCE		0- 0	0- 2	2- 6		
2- 3	0- 0	0- 0		HOME		0- 0	0- 1	2- 2		
0- 5	0- 0	0- 0		AWAY		0- 0	0- 1	0- 4		
0- 0	0- 0	0- 0		NEUTRAL		0- 0	0- 0	0- 0		
3- 8	0- 0	0- 0		CONFERENCE		0- 0	0- 0	3- 8		
2- 3	0- 0	0- 0		HOME		0- 0	0- 0	2- 3		
1- 5	0- 0	0- 0		AWAY		0- 0	0- 0	1- 5		
0- 0	0- 0	0- 0		NEUTRAL		0- 0	0- 0	0- 0		

[illegible]

Non-Div I Games:

Grand Canyon

■ Loss, ■ Non-Conf, S Site, H Home A Away N Neutral

Average RPI Win:	197	WON-LOST	WINNING	LAST 10	STRENGTH OF	OPP. STRENGTH	TEAM	ADJ.	CONF.	ADJ CONF.
Average RPI Loss:	64	RECORD	PCT. RANK	GAMES	SCHEDULE	OF SCHEDULE	RPI	RPI	RPI	RPI
DIV. I ONLY	14- 8	99	0- 1	60	137	66	66	21	21	
DIV. I NON-CONF.	4- 5	190	0- 0	4	13	35	35	17	17	
TOTALS	RPI 1-25	RPI 26-50	W-L RECORDS	RPI 51-100	RPI 101-150	RPI 150+				
14- 8	1- 1	0- 3	OVERALL	2- 2	2- 2	9- 0				
9- 2	0- 0	0- 0	HOME	2- 1	2- 1	5- 0				
5- 6	1- 1	0- 3	AWAY	0- 1	0- 1	4- 0				
0- 0	0- 0	0- 0	NEUTRAL	0- 0	0- 0	0- 0				
4- 5	1- 1	0- 3	NON-CONFERENCE	1- 1	1- 0	1- 0				
3- 1	0- 0	0- 0	HOME	1- 1	1- 0	1- 0				
1- 4	1- 1	0- 3	AWAY	0- 0	0- 0	0- 0				
0- 0	0- 0	0- 0	NEUTRAL	0- 0	0- 0	0- 0				
10- 3	0- 0	0- 0	CONFERENCE	1- 1	1- 2	8- 0				
6- 1	0- 0	0- 0	HOME	1- 0	1- 1	4- 0				
4- 2	0- 0	0- 0	AWAY	0- 1	0- 1	4- 0				
0- 0	0- 0	0- 0	NEUTRAL	0- 0	0- 0	0- 0				

RPI S	Opponent	Score	RPI S	Opponent	Score	RPI S	Opponent	Score	RPI S	Opponent	Score
9	A Marquette	54 80	29	A South Dakota St.	47 77	74	H Maine	70 39	114	A Youngstown St.	59 70
24	A Missouri	56 49	31	A DePaul	64 73	77	A Wright St.	67 85	114	H Youngstown St.	60 42
			38	A South Dakota	49 55	77	H Wright St.	56 37	116	H Dayton	51 35
						89	H Northwestern	55 57	124	H IUPUI	63 67
									176	H Wisconsin	55 46
									191	A Milwaukee	76 62
									191	H Milwaukee	59 45
									272	A Northern Ky.	81 61
									272	H Northern Ky.	70 42
									278	H Cleveland St.	62 53
									299	A Oakland	77 53
									335	A Detroit Mercy	65 40
									336	H UIC	62 32
LAST 12 Division I GAMES:											
114	A Youngstown St.	59 70	299	A Oakland	77 53						
77	H Wright St.	56 37	335	A Detroit Mercy	65 40						
272	H Northern Ky.	70 42	114	H Youngstown St.	60 42						
191	H Milwaukee	59 45	278	H Cleveland St.	62 53						
124	H IUPUI	63 67	272	A Northern Ky.	81 61						
336	H UIC	62 32	77	A Wright St.	67 85						

Non-Div I Games: Wis.-Parkside 81 32

Green Bay

■ Loss,
 ■ Non-Conf,
 ■ S Site,
 ■ H Home
 ■ A Away
 N Neutral

Average RPI Win: 248	WON-LOST	WINNING	LAST 10	STRENGTH OF	OPP. STRENGTH	TEAM	ADJ.	CONF.	ADJ CONF.
Average RPI Loss: 168	RECORD	PCT. RANK	GAMES	SCHEDULE	OF SCHEDULE	RPI	RPI	RPI	RPI
DIV. I ONLY	12- 9	131	0- 1	240	272	179	179	28	28
DIV. I NON-CONF.	3- 7	256	0- 1	191	132	264	264	29	29
TOTALS	RPI 1-25	RPI 26-50	W-L RECORDS	RPI 51-100	RPI 101-150	RPI 150+			
12- 9	0- 1	1- 0	OVERALL	1- 1	0- 2	10- 5			
8- 2	0- 0	1- 0	HOME	1- 0	0- 1	6- 1			
4- 5	0- 1	0- 0	AWAY	0- 0	0- 1	4- 3			
0- 2	0- 0	0- 0	NEUTRAL	0- 1	0- 0	0- 1			
3- 7	0- 1	1- 0	NON-CONFERENCE	0- 1	0- 1	2- 4			
2- 2	0- 0	1- 0	HOME	0- 0	0- 1	1- 1			
1- 3	0- 1	0- 0	AWAY	0- 0	0- 0	1- 2			
0- 2	0- 0	0- 0	NEUTRAL	0- 1	0- 0	0- 1			
9- 2	0- 0	0- 0	CONFERENCE	1- 0	0- 1	8- 1			
6- 0	0- 0	0- 0	HOME	1- 0	0- 0	5- 0			
3- 2	0- 0	0- 0	AWAY	0- 0	0- 1	3- 1			
0- 0	0- 0	0- 0	NEUTRAL	0- 0	0- 0	0- 0			

RPI 1-25				RPI 26-50				RPI 51-100				RPI 101+ Team's RPI: 179			
RPI	S	Opponent	Score	RPI	S	Opponent	Score	RPI	S	Opponent	Score	RPI	S	Opponent	Score
7	A	NC State	51 83	37	H	James Madison	72 65	61	N	SFA	68 70	130	A	High Point	73 82
								92	H	Radford	68 54	143	H	Chattanooga	50 58
												195	H	Elon	62 77
												197	A	UNC Asheville	61 58
												224	N	Sacramento St.	61 65
												236	A	Campbell	46 52
												236	H	Campbell	61 50
												241	H	Gardner-Webb	82 80
												257	A	Columbia	63 88
												260	A	Cornell	53 79
												271	A	Winthrop	84 63
												273	H	Samford	64 57
												294	A	Fla. Atlantic	72 68
												319	A	Charleston So.	74 66
												333	H	Presbyterian	79 62
												340	H	Longwood	66 40
												343	H	USC Upstate	67 43
LAST 12 Division I GAMES:															
224	N	Sacramento St.	61 65	271	A	Winthrop	84 63								
236	H	Campbell	61 50	236	A	Campbell	46 52								
333	H	Presbyterian	79 62	340	H	Longwood	66 40								
130	A	High Point	73 82	92	H	Radford	68 54								
343	H	USC Upstate	67 43	197	A	UNC Asheville	61 58								
241	H	Gardner-Webb	82 80	319	A	Charleston So.	74 66								

Non-Div I Games: Mid-Atlantic Christl15 48

Hampton

■ Loss,
 ■ Non-Conf, S Site,
 ■ Home
 ■ Away
 N Neutral

Average RPI Win:	243	WON-LOST	WINNING	LAST 10	STRENGTH OF	OPP. STRENGTH	TEAM	ADJ.	CONF.	ADJ CONF.
Average RPI Loss:	79	RECORD	PCT. RANK	GAMES	SCHEDULE	OF SCHEDULE	RPI	RPI	RPI	RPI
DIV. I ONLY	16- 9	96	0- 1	142	196	106	106	23	23	
DIV. I NON-CONF.	7- 7	162	0- 1	118	94	136	136	25	25	
TOTALS	RPI 1-25	RPI 26-50	W-L RECORDS	RPI 51-100	RPI 101-150	RPI 150+				
16- 9	0- 3	0- 1	OVERALL	1- 3	1- 0	14- 2				
9- 2	0- 1	0- 0	HOME	1- 1	1- 0	7- 0				
7- 5	0- 1	0- 1	AWAY	0- 2	0- 0	7- 1				
0- 2	0- 1	0- 0	NEUTRAL	0- 0	0- 0	0- 1				
7- 7	0- 3	0- 1	NON-CONFERENCE	0- 2	1- 0	6- 1				
4- 2	0- 1	0- 0	HOME	0- 1	1- 0	3- 0				
3- 3	0- 1	0- 1	AWAY	0- 1	0- 0	3- 0				
0- 2	0- 1	0- 0	NEUTRAL	0- 0	0- 0	0- 1				
9- 2	0- 0	0- 0	CONFERENCE	1- 1	0- 0	8- 1				
5- 0	0- 0	0- 0	HOME	1- 0	0- 0	4- 0				
4- 2	0- 0	0- 0	AWAY	0- 1	0- 0	4- 1				
0- 0	0- 0	0- 0	NEUTRAL	0- 0	0- 0	0- 0				

RPI 1-25				RPI 26-50				RPI 51-100				RPI 101+ Team's RPI: 106			
RPI	S	Opponent	Score	RPI	S	Opponent	Score	RPI	S	Opponent	Score	RPI	S	Opponent	Score
3	N	Louisville	69 86	41	A	Villanova	41 59	54	A	New Mexico	65 72	104	H	Harvard	73 60
21	A	Miami (FL)	62 75					74	A	Maine	58 78	152	N	Southern Ill.	50 72
23	H	Michigan St.	66 74					74	H	Maine	49 46	159	A	Stony Brook	64 36
								85	H	Princeton	38 75	159	H	Stony Brook	73 62
												168	H	William & Mary	50 45
												229	A	Rhode Island	65 51
												234	H	Albany (NY)	82 35
												256	A	Binghamton	62 73
												268	H	Vermont	61 32
												296	H	Morgan St.	80 59
												303	A	Central Conn. St.	54 52
												307	H	Bryant	67 57
												311	A	UMBC	66 52
												311	H	UMBC	92 47
												312	A	NJIT	84 53
												321	A	New Hampshire	66 48
												326	A	UMass Lowell	66 44
LAST 12 Division I GAMES:															
54	A	New Mexico	65 72	234	H	Albany (NY)	82 35								
21	A	Miami (FL)	62 75	321	A	New Hampshire	66 48								
74	A	Maine	58 78	326	A	UMass Lowell	66 44								
311	H	UMBC	92 47	74	H	Maine	49 46								
159	H	Stony Brook	73 62	268	H	Vermont	61 32								
256	A	Binghamton	62 73	311	A	UMBC	66 52								

Non-Div I Games:

Hartford

■ Loss,
 ■ Non-Conf, S Site,
 ■ Home
 ■ Away
 N Neutral

Average RPI Win:	206	WON-LOST	WINNING	LAST 10	STRENGTH OF	OPP. STRENGTH	TEAM	ADJ.	CONF.	ADJ CONF.
Average RPI Loss:	84	RECORD	PCT. RANK	GAMES	SCHEDULE	OF SCHEDULE	RPI	RPI	RPI	RPI
DIV. I ONLY	11- 9	143	1- 0	102	95	104	104	11	11	
DIV. I NON-CONF.	7- 6	153	1- 0	85	29	83	83	11	11	
TOTALS	RPI 1-25	RPI 26-50	W-L RECORDS	RPI 51-100	RPI 101-150	RPI 150+				
11- 9	0- 1	1- 1	OVERALL	0- 5	1- 1	9- 1				
3- 4	0- 0	0- 1	HOME	0- 3	1- 0	2- 0				
7- 5	0- 1	1- 0	AWAY	0- 2	0- 1	6- 1				
1- 0	0- 0	0- 0	NEUTRAL	0- 0	0- 0	1- 0				
7- 6	0- 1	1- 1	NON-CONFERENCE	0- 3	1- 1	5- 0				
2- 3	0- 0	0- 1	HOME	0- 2	1- 0	1- 0				
4- 3	0- 1	1- 0	AWAY	0- 1	0- 1	3- 0				
1- 0	0- 0	0- 0	NEUTRAL	0- 0	0- 0	1- 0				
4- 3	0- 0	0- 0	CONFERENCE	0- 2	0- 0	4- 1				
1- 1	0- 0	0- 0	HOME	0- 1	0- 0	1- 0				
3- 2	0- 0	0- 0	AWAY	0- 1	0- 0	3- 1				
0- 0	0- 0	0- 0	NEUTRAL	0- 0	0- 0	0- 0				

RPI 1-25				RPI 26-50				RPI 51-100				RPI 101+ Team's RPI: 104			
RPI	S	Opponent	Score	RPI	S	Opponent	Score	RPI	S	Opponent	Score	RPI	S	Opponent	Score
1	A	Notre Dame	58 103	28	H	Rutgers	49 60	64	H	Quinnipiac	67 72	106	A	Hartford	60 73
				40	A	California	85 79	65	A	Purdue	65 66	138	H	Boston U.	67 47
								74	H	Maine	60 67	164	A	CSUN	75 55
								76	A	Yale	62 65	200	N	Jacksonville St.	69 62
								85	H	Princeton	71 75	203	A	Dartmouth	73 57
												203	H	Dartmouth	56 46
												229	A	Rhode Island	80 47
												251	A	Brown	100 83
												257	A	Columbia	65 75
												260	A	Cornell	68 61
												285	H	La Salle	88 43
												290	A	Siena	73 54
LAST 12 Division I GAMES:															
164	A	CSUN	75 55	203	A	Dartmouth	73 57								
85	H	Princeton	71 75	203	H	Dartmouth	56 46								
260	A	Cornell	68 61	40	A	California	85 79								
257	A	Columbia	65 75	229	A	Rhode Island	80 47								
251	A	Brown	100 83	138	H	Boston U.	67 47								
76	A	Yale	62 65	28	H	Rutgers	49 60								

Non-Div I Games:

Harvard

■ Loss,
■ Non-Conf, S Site,
■ Home
■ Away
N Neutral

Average RPI Win:	232	WON-LOST	WINNING	LAST 10	STRENGTH OF	OPP. STRENGTH	TEAM	ADJ.	CONF.	ADJ CONF.
Average RPI Loss:	158	RECORD	PCT. RANK	GAMES	SCHEDULE	OF SCHEDULE	RPI	RPI	RPI	RPI
DIV. I ONLY	9- 13	225	0- 1	234	166	244	244	22	22	
DIV. I NON-CONF.	3- 9	271	0- 1	169	87	273	273	20	20	
TOTALS	RPI 1-25	RPI 26-50	W-L RECORDS	RPI 51-100	RPI 101-150	RPI 150+				
9- 13	0- 1	0- 0	OVERALL	2- 3	0- 1	7- 8				
5- 7	0- 1	0- 0	HOME	2- 2	0- 1	3- 3				
4- 5	0- 0	0- 0	AWAY	0- 0	0- 0	4- 5				
0- 1	0- 0	0- 0	NEUTRAL	0- 1	0- 0	0- 0				
3- 9	0- 1	0- 0	NON-CONFERENCE	1- 3	0- 1	2- 4				
2- 5	0- 1	0- 0	HOME	1- 2	0- 1	1- 1				
1- 3	0- 0	0- 0	AWAY	0- 0	0- 0	1- 3				
0- 1	0- 0	0- 0	NEUTRAL	0- 1	0- 0	0- 0				
6- 4	0- 0	0- 0	CONFERENCE	1- 0	0- 0	5- 4				
3- 2	0- 0	0- 0	HOME	1- 0	0- 0	2- 2				
3- 2	0- 0	0- 0	AWAY	0- 0	0- 0	3- 2				
0- 0	0- 0	0- 0	NEUTRAL	0- 0	0- 0	0- 0				

RPI 1-25				RPI 26-50				RPI 51-100				RPI 101+ Team's RPI: 244			
RPI	S	Opponent	Score	RPI	S	Opponent	Score	RPI	S	Opponent	Score	RPI	S	Opponent	Score
5	H	Stanford	59 81					58	N	Utah	48 73	117	H	Pepperdine	64 65
								71	H	FGCU	67 73	161	A	UC Irvine	70 68
								82	H	UC Davis	65 60	163	H	UC Riverside	55 60
								84	H	Idaho	69 61	164	H	CSUN	29 49
								98	H	American	57 69	167	H	Portland	65 72
												199	A	UNLV	66 61
												202	A	San Diego St.	57 58
												240	A	Nevada	78 79
												249	A	San Diego	50 58
												250	A	Cal St. Fullerton	68 72
												266	A	Long Beach St.	40 56
												295	A	UC Santa Barbara	47 35
												295	H	UC Santa Barbara	72 49
												313	A	Cal Poly	71 54
												313	H	Cal Poly	70 52
												342	H	Seattle U	67 51
LAST 12 Division I GAMES:															
				58	N	Utah	48 73	295	A	UC Santa Barbara	47 35				
				295	H	UC Santa Barbara	72 49	313	A	Cal Poly	71 54				
				266	A	Long Beach St.	40 56	164	H	CSUN	29 49				
				161	A	UC Irvine	70 68	82	H	UC Davis	65 60				
				313	H	Cal Poly	70 52	250	A	Cal St. Fullerton	68 72				
				163	H	UC Riverside	55 60	240	A	Nevada	78 79				

Non-Div I Games: Hawaii Pacific 66 51

Hawaii

■ Loss,
 ■ Non-Conf, S Site,
 ■ Home
 ■ Away
 N Neutral

Average RPI Win:	275	WON-LOST	WINNING	LAST 10	STRENGTH OF	OPP. STRENGTH	TEAM	ADJ.	CONF.	ADJ CONF.
Average RPI Loss:	95	RECORD	PCT. RANK	GAMES	SCHEDULE	OF SCHEDULE	RPI	RPI	RPI	RPI
DIV. I ONLY	14- 7	82	1- 0	223	301	130	130	28	28	
DIV. I NON-CONF.	5- 4	139	0- 0	125	236	105	105	29	29	
TOTALS	RPI 1-25	RPI 26-50	W-L RECORDS	RPI 51-100	RPI 101-150	RPI 150+				
14- 7	0- 1	0- 1	OVERALL	1- 3	0- 0	13- 2				
9- 1	0- 0	0- 0	HOME	1- 1	0- 0	8- 0				
5- 6	0- 1	0- 1	AWAY	0- 2	0- 0	5- 2				
0- 0	0- 0	0- 0	NEUTRAL	0- 0	0- 0	0- 0				
5- 4	0- 1	0- 1	NON-CONFERENCE	1- 1	0- 0	4- 1				
4- 0	0- 0	0- 0	HOME	1- 0	0- 0	3- 0				
1- 4	0- 1	0- 1	AWAY	0- 1	0- 0	1- 1				
0- 0	0- 0	0- 0	NEUTRAL	0- 0	0- 0	0- 0				
9- 3	0- 0	0- 0	CONFERENCE	0- 2	0- 0	9- 1				
5- 1	0- 0	0- 0	HOME	0- 1	0- 0	5- 0				
4- 2	0- 0	0- 0	AWAY	0- 1	0- 0	4- 1				
0- 0	0- 0	0- 0	NEUTRAL	0- 0	0- 0	0- 0				

RPI 1-25				RPI 26-50				RPI 51-100				RPI 101+ Team's RPI: 130			
RPI	S	Opponent	Score	RPI	S	Opponent	Score	RPI	S	Opponent	Score	RPI	S	Opponent	Score
22	A	Kentucky	49 71	46	A	Clemson	64 83	59	A	Miami (OH)	55 68	154	A	Davidson	62 71
								92	A	Radford	58 80	179	H	Hampton	82 73
								92	H	Radford	79 84	197	A	UNC Asheville	56 67
								98	H	American	66 61	236	H	Campbell	65 60
												241	A	Gardner-Webb	78 61
												254	A	ETSU	73 65
												270	H	Norfolk St.	83 51
												271	H	Winthrop	56 54
												308	H	UNC Greensboro	82 75
												319	A	Charleston So.	69 62
												319	H	Charleston So.	71 64
												333	H	Presbyterian	79 40
												340	A	Longwood	65 54
												341	H	N.C. Central	80 69
												343	A	USC Upstate	87 61
LAST 12 Division I GAMES:															
319	A	Charleston So.	69 62	236	H	Campbell	65 60								
92	H	Radford	79 84	197	A	UNC Asheville	56 67								
340	A	Longwood	65 54	241	A	Gardner-Webb	78 61								
179	H	Hampton	82 73	333	H	Presbyterian	79 40								
271	H	Winthrop	56 54	92	A	Radford	58 80								
319	H	Charleston So.	71 64	343	A	USC Upstate	87 61								

Non-Div I Games: Greensboro 102 50 Mars Hill 86 36

High Point

Loss, Non-Conf, S Site, H Home A Away N Neutral

Hofstra

Through Games Of Feb. 15, 2019

Average RPI Win:	241	WON-LOST	WINNING	LAST 10	STRENGTH OF	OPP. STRENGTH	TEAM	ADJ.	CONF.	ADJ CONF.
Average RPI Loss:	143	RECORD	PCT. RANK	GAMES	SCHEDULE	OF SCHEDULE	RPI	RPI	RPI	RPI
DIV. I ONLY	6- 17	295	0- 1	115	231	248	248	10	10	
DIV. I NON-CONF.	5- 6	177	0- 0	247	336	216	216	10	10	
TOTALS	RPI 1-25	RPI 26-50	W-L RECORDS	RPI 51-100	RPI 101-150	RPI 150+				
6- 17	0- 0	0- 2	OVERALL	1- 3	0- 5	5- 7				
2- 8	0- 0	0- 1	HOME	1- 1	0- 2	1- 4				
3- 7	0- 0	0- 1	AWAY	0- 1	0- 2	3- 3				
1- 2	0- 0	0- 0	NEUTRAL	0- 1	0- 1	1- 0				
5- 6	0- 0	0- 0	NON-CONFERENCE	0- 1	0- 1	5- 4				
1- 2	0- 0	0- 0	HOME	0- 0	0- 0	1- 2				
3- 2	0- 0	0- 0	AWAY	0- 0	0- 0	3- 2				
1- 2	0- 0	0- 0	NEUTRAL	0- 1	0- 1	1- 0				
1- 11	0- 0	0- 2	CONFERENCE	1- 2	0- 4	0- 3				
1- 6	0- 0	0- 1	HOME	1- 1	0- 2	0- 2				
0- 5	0- 0	0- 1	AWAY	0- 1	0- 2	0- 1				
0- 0	0- 0	0- 0	NEUTRAL	0- 0	0- 0	0- 0				

RPI S	Opponent	Score	RPI S	Opponent	Score	RPI S	Opponent	Score	RPI S	Opponent	Score	Team's RPI: 248
37	A James Madison	54 77	37	H James Madison	44 59	77	N Wright St.	64 93	110	A Towson	68 92	
						80	A Drexel	39 62	110	H Towson	56 68	
						80	H Drexel	49 61	115	A UNCW	54 89	
						87	H Northeastern	78 61	144	H Delaware	59 78	
									145	N Marist	57 71	
									159	A Stony Brook	49 77	
									168	H William & Mary	55 60	
									195	H Elon	64 77	
									206	N Stetson	53 50	
									207	A Holy Cross	66 72	
									226	H Sacred Heart	64 70	
									231	A St. Bonaventure	67 59	
									257	H Columbia	63 65	
									288	A Col. of Charleston	62 70	
									290	A Siena	57 50	
									311	A UMBC	45 42	
									323	H Iona	74 49	
LAST 12 Division I GAMES:												
80	A Drexel	39 62	80	H Drexel	49 61							
37	H James Madison	44 59	144	H Delaware	59 78							
110	H Towson	56 68	110	A Towson	68 92							
288	A Col. of Charleston	62 70	37	A James Madison	54 77							
115	A UNCW	54 89	195	H Elon	64 77							
87	H Northeastern	78 61	168	H William & Mary	55 60							

Non-Div I Games: Wilmington (DE) 77 56

Hofstra

Loss, Non-Conf, S Site, H Home A Away N Neutral

Holy Cross

Through Games Of Feb. 15, 2019

Average RPI Win:	260	WON-LOST	WINNING	LAST 10	STRENGTH OF	OPP. STRENGTH	TEAM	ADJ.	CONF.	ADJ CONF.
Average RPI Loss:	195	RECORD	PCT. RANK	GAMES	SCHEDULE	OF SCHEDULE	RPI	RPI	RPI	RPI
DIV. I ONLY	14- 9	113	1- 0	338	243	207	207	18	18	
DIV. I NON-CONF.	8- 3	72	0- 0	342	286	200	200	22	22	
TOTALS	RPI 1-25	RPI 26-50	W-L RECORDS	RPI 51-100	RPI 101-150	RPI 150+				
14- 9	0- 0	0- 1	OVERALL	0- 1	1- 1	13- 6				
10- 2	0- 0	0- 0	HOME	0- 0	1- 0	9- 2				
4- 7	0- 0	0- 1	AWAY	0- 1	0- 1	4- 4				
0- 0	0- 0	0- 0	NEUTRAL	0- 0	0- 0	0- 0				
8- 3	0- 0	0- 0	NON-CONFERENCE	0- 0	0- 1	8- 2				
5- 1	0- 0	0- 0	HOME	0- 0	0- 0	5- 1				
3- 2	0- 0	0- 0	AWAY	0- 0	0- 1	3- 1				
0- 0	0- 0	0- 0	NEUTRAL	0- 0	0- 0	0- 0				
6- 6	0- 0	0- 1	CONFERENCE	0- 1	1- 0	5- 4				
5- 1	0- 0	0- 0	HOME	0- 0	1- 0	4- 1				
1- 5	0- 0	0- 1	AWAY	0- 1	0- 0	1- 3				
0- 0	0- 0	0- 0	NEUTRAL	0- 0	0- 0	0- 0				

RPI S	Opponent	Score	RPI S	Opponent	Score	RPI S	Opponent	Score	RPI S	Opponent	Score	Team's RPI: 207
39	A Bucknell	71 75	98	A American	58 70	105	A Boston College	63 89	138	H Boston U.	75 69	
						153	A Lehigh	55 64	175	H Rider	71 61	
						208	A Navy	47 54	208	H Navy	47 44	
						229	H Rhode Island	73 65	234	A Albany (NY)	56 50	
						248	H Hofstra	72 66	251	H Brown	85 89	
						258	H Colgate	67 70	268	A Vermont	65 40	
						292	H Army West Point	58 39	297	H Manhattan	61 53	
						302	A Loyola Maryland	58 48	302	H Loyola Maryland	78 60	
						307	A Bryant	81 62	320	A Lafayette	63 73	
						320	H Lafayette	56 53	321	A New Hampshire	62 74	
						326	H UMass Lowell	63 54				
LAST 12 Division I GAMES:												
208	H Navy	47 44	138	H Boston U.	75 69							
302	A Loyola Maryland	58 48	208	A Navy	47 54							
320	H Lafayette	56 53	302	H Loyola Maryland	78 60							
98	A American	58 70	153	A Lehigh	55 64							
39	A Bucknell	71 75	320	A Lafayette	63 73							
292	H Army West Point	58 39	258	H Colgate	67 70							

Non-Div I Games:

Holy Cross

■ Loss,
 ■ Non-Conf,
 ■ S Site,
 ■ H Home
 ■ A Away
 N Neutral

Average RPI Win:	202	WON-LOST	WINNING	LAST 10	STRENGTH OF	OPP. STRENGTH	TEAM	ADJ.	CONF.	ADJ CONF.
Average RPI Loss:	73	RECORD	PCT. RANK	GAMES	SCHEDULE	OF SCHEDULE	RPI	RPI	RPI	RPI
DIV. I ONLY	12- 11	157	1- 0	80	85	103	103	9	9	
DIV. I NON-CONF.	6- 7	172	0- 0	76	107	108	108	9	9	
TOTALS	RPI 1-25	RPI 26-50	W-L RECORDS	RPI 51-100	RPI 101-150	RPI 150+				
12- 11	0- 3	1- 1	OVERALL	0- 4	2- 2	9- 1				
4- 5	0- 2	1- 0	HOME	0- 2	1- 1	2- 0				
8- 6	0- 1	0- 1	AWAY	0- 2	1- 1	7- 1				
0- 0	0- 0	0- 0	NEUTRAL	0- 0	0- 0	0- 0				
6- 7	0- 1	1- 1	NON-CONFERENCE	0- 3	0- 2	5- 0				
1- 4	0- 1	1- 0	HOME	0- 2	0- 1	0- 0				
5- 3	0- 0	0- 1	AWAY	0- 1	0- 1	5- 0				
0- 0	0- 0	0- 0	NEUTRAL	0- 0	0- 0	0- 0				
6- 4	0- 2	0- 0	CONFERENCE	0- 1	2- 0	4- 1				
3- 1	0- 1	0- 0	HOME	0- 0	1- 0	2- 0				
3- 3	0- 1	0- 0	AWAY	0- 1	1- 0	2- 1				
0- 0	0- 0	0- 0	NEUTRAL	0- 0	0- 0	0- 0				

RPI 1-25				RPI 26-50				RPI 51-100				RPI 101+ Team's RPI: 103			
RPI	S	Opponent	Score	RPI	S	Opponent	Score	RPI	S	Opponent	Score	RPI	S	Opponent	Score
6	H	UConn	61 81	40	A	California	79 80	54	H	New Mexico	84 89	105	H	Boston College	57 64
15	A	UCF	56 58	42	H	Georgia Tech	95 89	71	A	FGCU	71 76	147	H	Tulsa	76 44
19	H	Texas A&M	52 68					78	A	Cincinnati	57 68	149	A	South Fla.	54 52
								96	H	UT Arlington	61 65	150	A	Louisiana Tech	88 100
												166	A	Temple	65 76
												166	H	Temple	78 65
												190	A	Southern Miss.	61 44
												214	A	George Mason	66 56
												221	A	SMU	72 61
												221	H	SMU	69 68
												246	A	Wichita St.	66 58
												254	A	ETSU	84 77
												257	A	Columbia	83 72
												314	A	Incarinate Word	79 60
LAST 12 Division I GAMES:															
149	A	South Fla.	54 52	246	A	Wichita St.	66 58								
166	A	Temple	65 76	166	H	Temple	78 65								
221	H	SMU	69 68	221	A	SMU	72 61								
15	A	UCF	56 58	6	H	UConn	61 81								
147	H	Tulsa	76 44	190	A	Southern Miss.	61 44								
78	A	Cincinnati	57 68	214	A	George Mason	66 56								

Non-Div I Games:

Houston







































































































■ Loss,
 ■ Non-Conf,
 ■ S Site,
 ■ H Home
 ■ A Away
 N Neutral

Average RPI Win:	309	WON-LOST	WINNING	LAST 10	STRENGTH OF	OPP. STRENGTH	TEAM	ADJ.	CONF.	ADJ CONF.
Average RPI Loss:	190	RECORD	PCT. RANK	GAMES	SCHEDULE	OF SCHEDULE	RPI	RPI	RPI	RPI
DIV. I ONLY	3- 14	323	0- 0	289	268	337	337	25	25	
DIV. I NON-CONF.	1- 5	311	0- 0	276	178	335	335	23	23	
TOTALS	RPI 1-25	RPI 26-50	W-L RECORDS	RPI 51-100	RPI 101-150	RPI 150+				
3- 14	0- 0	0- 0	OVERALL	0- 2	0- 2	3- 10				
3- 5	0- 0	0- 0	HOME	0- 0	0- 0	3- 5				
0- 9	0- 0	0- 0	AWAY	0- 2	0- 2	0- 5				
0- 0	0- 0	0- 0	NEUTRAL	0- 0	0- 0	0- 0				
1- 5	0- 0	0- 0	NON-CONFERENCE	0- 0	0- 2	1- 3				
1- 1	0- 0	0- 0	HOME	0- 0	0- 0	1- 1				
0- 4	0- 0	0- 0	AWAY	0- 0	0- 2	0- 2				
0- 0	0- 0	0- 0	NEUTRAL	0- 0	0- 0	0- 0				
2- 9	0- 0	0- 0	CONFERENCE	0- 2	0- 0	2- 7				
2- 4	0- 0	0- 0	HOME	0- 0	0- 0	2- 4				
0- 5	0- 0	0- 0	AWAY	0- 2	0- 0	0- 3				
0- 0	0- 0	0- 0	NEUTRAL	0- 0	0- 0	0- 0				

RPI S	Opponent	Score	RPI S	Opponent	Score	RPI S	Opponent	Score	RPI S	Opponent	Score	Team's RPI: 337
						61	A SFA	53 65	112	A Oklahoma St.	44 77	
						66	A Lamar University	50 63	148	A Texas Tech	76 82	
									157	H Abilene Christian	62 72	
									171	H Oral Roberts	56 74	
									173	A North Texas	75 100	
									180	A Nicholls St.	54 77	
									182	H Sam Houston St.	63 74	
									246	A Wichita St.	50 68	
									265	H A&M-Corpus Christi	56 70	
									281	H Central Ark.	58 77	
									287	A Southeastern La.	65 73	
									298	H La.-Monroe	68 60	
									314	H Incarnate Word	60 59	
									316	H New Orleans	83 74	
									327	A McNeese	71 81	
LAST 12 Division I GAMES:												
281	H Central Ark.	58 77	182	H Sam Houston St.	63 74							
61	A SFA	53 65	157	H Abilene Christian	62 72							
265	H A&M-Corpus Christi	56 70	180	A Nicholls St.	54 77							
314	H Incarnate Word	60 59	316	H New Orleans	83 74							
327	A McNeese	71 81	66	A Lamar University	50 63							
287	A Southeastern La.	65 73	298	H La.-Monroe	68 60							

Non-Div I Games: Howard Payne 93 60 Tex. A&M Int'l 81 48 McMurry 92 41 Southwest (NM) 100 57
Houston Baptist

Average RPI Win: 291	WON-LOST	WINNING	LAST 10	STRENGTH OF	OPP. STRENGTH	TEAM	ADJ.	CONF.	ADJ CONF.
Average RPI Loss: 188	RECORD	PCT. RANK	GAMES	SCHEDULE	OF SCHEDULE	RPI	RPI	RPI	RPI
DIV. I ONLY	13- 10	137	0- 1	331	339	230	230	32	32
DIV. I NON-CONF.	7- 6	153	0- 0	299	292	202	202	32	32
TOTALS	RPI 1-25	RPI 26-50	W-L RECORDS	RPI 51-100	RPI 101-150	RPI 150+			
13- 10	0- 0	0- 1	OVERALL	0- 1	0- 0	13- 8			
7- 3	0- 0	0- 0	HOME	0- 0	0- 0	7- 3			
6- 7	0- 0	0- 1	AWAY	0- 1	0- 0	6- 5			
0- 0	0- 0	0- 0	NEUTRAL	0- 0	0- 0	0- 0			
7- 6	0- 0	0- 1	NON-CONFERENCE	0- 1	0- 0	7- 4			
2- 2	0- 0	0- 0	HOME	0- 0	0- 0	2- 2			
5- 4	0- 0	0- 1	AWAY	0- 1	0- 0	5- 2			
0- 0	0- 0	0- 0	NEUTRAL	0- 0	0- 0	0- 0			
6- 4	0- 0	0- 0	CONFERENCE	0- 0	0- 0	6- 4			
5- 1	0- 0	0- 0	HOME	0- 0	0- 0	5- 1			
1- 3	0- 0	0- 0	AWAY	0- 0	0- 0	1- 3			
0- 0	0- 0	0- 0	NEUTRAL	0- 0	0- 0	0- 0			

RPI S	Opponent	Score	RPI S	Opponent	Score	RPI S	Opponent	Score	RPI S	Opponent	Score	Team's RPI: 230
			30   North Carolina	63   85		78   Cincinnati	51   85		160   Mercer	70   85		
									168   William & Mary	75   88		
									177   UMES	72   80		
									177   UMES	73   80		
									214   George Mason	73 59		
									233   Niagara	68 61		
									236   Campbell	69 64		
									238   Bethune-Cookman	63   76		
									238   Bethune-Cookman	61 40		
									255   Richmond	60   67		
									270   Norfolk St.	74 70		
									285   La Salle	57 54		
									290   Siena	81   86		
									296   Morgan St.	79 56		
									304   South Carolina St.	63   72		
									312   NJIT	77 57		
									318   FIU	89 62		
									344   Fairleigh Dickinson	79 58		
									345   Delaware St.	78 62		
									349   Florida A&M	81 59		
									349   Florida A&M	74 68		
LAST 12 Division I GAMES:												
			238   Bethune-Cookman	63   76		296   Morgan St.	79 56					
			349   Florida A&M	81 59		238   Bethune-Cookman	61 40					
			270   Norfolk St.	74 70		177   UMES	72   80					
			177   UMES	73   80		349   Florida A&M	74 68					
			345   Delaware St.	78 62		30   North Carolina	63   85					
			304   South Carolina St.	63   72		78   Cincinnati	51   85					

Non-Div I Games:

Howard

Average RPI Win: 226	WON-LOST	WINNING	LAST 10	STRENGTH OF	OPP. STRENGTH	TEAM	ADJ.	CONF.	ADJ CONF.
Average RPI Loss: 110	RECORD	PCT. RANK	GAMES	SCHEDULE	OF SCHEDULE	RPI	RPI	RPI	RPI
DIV. I ONLY	15- 9	102	1- 0	190	175	124	124	21	21
DIV. I NON-CONF.	5- 5	162	0- 0	67	105	88	88	17	17
TOTALS	RPI 1-25	RPI 26-50	W-L RECORDS	RPI 51-100	RPI 101-150	RPI 150+			
15- 9	0- 1	0- 1	OVERALL	1- 3	3- 1	11- 3			
7- 3	0- 0	0- 1	HOME	0- 2	2- 0	5- 0			
7- 6	0- 1	0- 0	AWAY	1- 1	0- 1	6- 3			
1- 0	0- 0	0- 0	NEUTRAL	0- 0	1- 0	0- 0			
5- 5	0- 1	0- 1	NON-CONFERENCE	0- 1	2- 0	3- 2			
1- 2	0- 0	0- 1	HOME	0- 1	1- 0	0- 0			
3- 3	0- 1	0- 0	AWAY	0- 0	0- 0	3- 2			
1- 0	0- 0	0- 0	NEUTRAL	0- 0	1- 0	0- 0			
10- 4	0- 0	0- 0	CONFERENCE	1- 2	1- 1	8- 1			
6- 1	0- 0	0- 0	HOME	0- 1	1- 0	5- 0			
4- 3	0- 0	0- 0	AWAY	1- 1	0- 1	3- 1			
0- 0	0- 0	0- 0	NEUTRAL	0- 0	0- 0	0- 0			

RPI 1-25				RPI 26-50				RPI 51-100				RPI 101+ Team's RPI: 124			
RPI	S	Opponent	Score	RPI	S	Opponent	Score	RPI	S	Opponent	Score	RPI	S	Opponent	Score
12	A	Iowa	58 72	33	H	Ohio	66 73	66	A	Green Bay	67 63	102	N	VCU	63 61
								77	A	Wright St.	59 66	114	A	Youngstown St.	52 70
								77	H	Wright St.	75 78	114	H	Youngstown St.	64 44
								81	H	UNI	40 53	132	H	UT Martin	73 72
												152	A	Southern Ill.	73 78
												176	A	Wisconsin	64 65
												187	A	Indiana St.	64 59
												191	A	Milwaukee	67 66
												198	A	Ole Miss	66 58
												272	A	Northern Ky.	57 60
												272	H	Northern Ky.	70 48
												278	A	Cleveland St.	75 50
												278	H	Cleveland St.	64 36
												299	A	Oakland	76 70
												299	H	Oakland	82 53
												300	A	UTSA	58 50
												335	H	Detroit Mercy	82 47
												336	H	UIC	71 43
LAST 12 Division I GAMES:															
299	A	Oakland	76 70	191	A	Milwaukee	67 66								
278	H	Cleveland St.	64 36	336	H	UIC	71 43								
114	H	Youngstown St.	64 44	299	H	Oakland	82 53								
77	A	Wright St.	59 66	335	H	Detroit Mercy	82 47								
272	A	Northern Ky.	57 60	114	A	Youngstown St.	52 70								
66	A	Green Bay	67 63	278	A	Cleveland St.	75 50								

Non-Div I Games: Purdue Northwest 101 40

IUPUI

■ Loss,
 ■ Non-Conf, S Site,
 ■ Home
 ■ Away
 N Neutral

Average RPI Win:	191	WON-LOST	WINNING	LAST 10	STRENGTH OF	OPP. STRENGTH	TEAM	ADJ.	CONF.	ADJ CONF.
Average RPI Loss:	115	RECORD	PCT. RANK	GAMES	SCHEDULE	OF SCHEDULE	RPI	RPI	RPI	RPI
DIV. I ONLY	13- 8	108	1- 0	124	118	84	84	16	16	
DIV. I NON-CONF.	3- 6	241	0- 0	48	49	139	139	12	12	
TOTALS	RPI 1-25	RPI 26-50	W-L RECORDS	RPI 51-100	RPI 101-150	RPI 150+				
13- 8	0- 2	0- 1	OVERALL	1- 1	4- 1	8- 3				
7- 1	0- 0	0- 0	HOME	0- 0	2- 1	5- 0				
6- 6	0- 2	0- 1	AWAY	1- 0	2- 0	3- 3				
0- 1	0- 0	0- 0	NEUTRAL	0- 1	0- 0	0- 0				
3- 6	0- 2	0- 1	NON-CONFERENCE	0- 1	1- 0	2- 2				
2- 0	0- 0	0- 0	HOME	0- 0	0- 0	2- 0				
1- 5	0- 2	0- 1	AWAY	0- 0	1- 0	0- 2				
0- 1	0- 0	0- 0	NEUTRAL	0- 1	0- 0	0- 0				
10- 2	0- 0	0- 0	CONFERENCE	1- 0	3- 1	6- 1				
5- 1	0- 0	0- 0	HOME	0- 0	2- 1	3- 0				
5- 1	0- 0	0- 0	AWAY	1- 0	1- 0	3- 1				
0- 0	0- 0	0- 0	NEUTRAL	0- 0	0- 0	0- 0				

RPI 1-25				RPI 26-50				RPI 51-100 Team's RPI: 84				RPI 101+			
RPI	S	Opponent	Score	RPI	S	Opponent	Score	RPI	S	Opponent	Score	RPI	S	Opponent	Score
5	A	Stanford	71 115	47	A	Wyoming	61 64	55	N	Boise St.	85 91	123	H	Northern Colo.	72 86
13	A	Gonzaga	51 88					93	A	Idaho St.	86 72	133	H	Portland St.	80 78
												146	A	Montana St.	82 66
												146	H	Montana St.	90 65
												148	A	Texas Tech	88 77
												164	H	CSUN	88 73
												169	A	Montana	79 82
												169	H	Montana	76 68
												181	H	Eastern Wash.	84 68
												224	H	Sacramento St.	104 66
												235	A	Northern Ariz.	86 69
												243	H	San Francisco	70 63
												244	A	Hawaii	61 69
												266	A	Long Beach St.	63 70
												282	A	Southern Utah	82 70
												322	A	Weber St.	79 74
LAST 12 Division I GAMES:															
146	H	Montana St.	90 65	169	A	Montana	79 82								
169	H	Montana	76 68	146	A	Montana St.	82 66								
282	A	Southern Utah	82 70	123	H	Northern Colo.	72 86								
235	A	Northern Ariz.	86 69	181	H	Eastern Wash.	84 68								
133	H	Portland St.	80 78	322	A	Weber St.	79 74								
224	H	Sacramento St.	104 66	93	A	Idaho St.	86 72								

Non-Div I Games:

Idaho

Average RPI Win:	221	WON-LOST	WINNING	LAST 10	STRENGTH OF	OPP. STRENGTH	TEAM	ADJ.	CONF.	ADJ CONF.
Average RPI Loss:	90	RECORD	PCT. RANK	GAMES	SCHEDULE	OF SCHEDULE	RPI	RPI	RPI	RPI
DIV. I ONLY	15- 7	76	1- 0	154	176	93	93	16	16	
DIV. I NON-CONF.	4- 4	162	0- 0	33	214	73	73	12	12	
TOTALS	RPI 1-25	RPI 26-50	W-L RECORDS	RPI 51-100	RPI 101-150	RPI 150+				
15- 7	0- 1	0- 1	OVERALL	0- 3	4- 1	11- 1				
7- 2	0- 0	0- 0	HOME	0- 1	2- 0	5- 1				
7- 4	0- 1	0- 0	AWAY	0- 2	2- 1	5- 0				
1- 1	0- 0	0- 1	NEUTRAL	0- 0	0- 0	1- 0				
4- 4	0- 1	0- 1	NON-CONFERENCE	0- 2	1- 0	3- 0				
2- 0	0- 0	0- 0	HOME	0- 0	1- 0	1- 0				
1- 3	0- 1	0- 0	AWAY	0- 2	0- 0	1- 0				
1- 1	0- 0	0- 1	NEUTRAL	0- 0	0- 0	1- 0				
11- 3	0- 0	0- 0	CONFERENCE	0- 1	3- 1	8- 1				
5- 2	0- 0	0- 0	HOME	0- 1	1- 0	4- 1				
6- 1	0- 0	0- 0	AWAY	0- 0	2- 1	4- 0				
0- 0	0- 0	0- 0	NEUTRAL	0- 0	0- 0	0- 0				

RPI 1-25				RPI 26-50				RPI 51-100				Team's RPI: 93	RPI 101+			
RPI	S	Opponent	Score	RPI	S	Opponent	Score	RPI	S	Opponent	Score		RPI	S	Opponent	Score
13	A	Gonzaga	51 70	42	N	Georgia Tech	51 74	58	A	Utah	60 74		117	H	Pepperdine	65 63
								73	A	Arizona	46 71		123	A	Northern Colo.	56 60
								84	H	Idaho	72 86		133	A	Portland St.	58 57
													146	A	Montana St.	62 49
													146	H	Montana St.	61 43
													169	H	Montana	50 34
													181	H	Eastern Wash.	63 48
													224	A	Sacramento St.	56 42
													224	H	Sacramento St.	73 43
													235	A	Northern Ariz.	80 69
													235	H	Northern Ariz.	77 81
													262	A	California Baptist	72 57
													282	A	Southern Utah	69 57
													282	H	Southern Utah	80 47
													286	H	Utah Valley	80 68
													305	N	Kennesaw St.	60 49
													322	A	Weber St.	70 57
LAST 12 Division I GAMES:																
146	A	Montana St.	62 49	169	H	Montana	50 34	123	A	Northern Colo.	56 60					
282	H	Southern Utah	80 47	224	H	Sacramento St.	73 43	322	A	Weber St.	70 57					
235	H	Northern Ariz.	77 81	235	A	Northern Ariz.	80 69	286	A	Southern Utah	69 57					
133	A	Portland St.	58 57													
224	A	Sacramento St.	56 42													
146	H	Montana St.	61 43													

Non-Div I Games: Benedictine Mesa 88 51

Idaho St.

Average RPI Win:	236	WON-LOST	WINNING	LAST 10	STRENGTH OF	OPP. STRENGTH	TEAM	ADJ.	CONF.	ADJ CONF.
Average RPI Loss:	66	RECORD	PCT. RANK	GAMES	SCHEDULE	OF SCHEDULE	RPI	RPI	RPI	RPI
DIV. I ONLY	10- 15	231	0- 1	92	78	188	188	4	4	
DIV. I NON-CONF.	8- 3	72	0- 0	288	257	176	176	6	6	
TOTALS	RPI 1-25	RPI 26-50	W-L RECORDS	RPI 51-100	RPI 101-150	RPI 150+				
10- 15	0- 5	0- 3	OVERALL	0- 5	1- 1	9- 1				
8- 7	0- 3	0- 2	HOME	0- 2	0- 0	8- 0				
2- 7	0- 2	0- 1	AWAY	0- 3	1- 1	1- 0				
0- 1	0- 0	0- 0	NEUTRAL	0- 0	0- 0	0- 1				
8- 3	0- 1	0- 1	NON-CONFERENCE	0- 0	0- 0	8- 1				
7- 1	0- 1	0- 0	HOME	0- 0	0- 0	7- 0				
1- 1	0- 0	0- 1	AWAY	0- 0	0- 0	1- 0				
0- 1	0- 0	0- 0	NEUTRAL	0- 0	0- 0	0- 1				
2- 12	0- 4	0- 2	CONFERENCE	0- 5	1- 1	1- 0				
1- 6	0- 2	0- 2	HOME	0- 2	0- 0	1- 0				
1- 6	0- 2	0- 0	AWAY	0- 3	1- 1	0- 0				
0- 0	0- 0	0- 0	NEUTRAL	0- 0	0- 0	0- 0				

RPI S	Opponent	Score	RPI S	Opponent	Score	RPI S	Opponent	Score	RPI S	Opponent	Score	Team's RPI: 188
12	A Iowa	66 88	28	H Rutgers	60 71	65	A Purdue	50 72	101	A Minnesota	66 62	
12	H Iowa	75 94	44	H Indiana	83 85	89	A Northwestern	45 68	137	A Penn St.	48 62	
17	H Maryland	66 80	46	A Clemson	67 69	89	H Northwestern	56 64	176	H Wisconsin	78 68	
23	A Michigan St.	60 77				90	A Ohio St.	70 78	187	H Indiana St.	75 57	
24	H Missouri	45 67				94	H Nebraska	67 77	194	H Eastern Mich.	72 66	
									224	N Sacramento St.	107 109	
									245	H SIUE	74 57	
									257	H Columbia	76 69	
									279	H Murray St.	84 52	
									301	H Alabama A&M	88 60	
									306	H Valparaiso	73 54	
									313	A Cal Poly	74 51	
LAST 12 Division I GAMES:												
12	A Iowa	66 88	23	A Michigan St.	60 77							
176	H Wisconsin	78 68	12	H Iowa	75 94							
65	A Purdue	50 72	94	H Nebraska	67 77							
17	H Maryland	66 80	137	A Penn St.	48 62							
90	A Ohio St.	70 78	28	H Rutgers	60 71							
89	H Northwestern	56 64	101	A Minnesota	66 62							

Non-Div I Games:

Illinois

■ Loss,
 ■ Non-Conf, S Site,
 ■ Home
 ■ Away
 N Neutral

Average RPI Win:	226	WON-LOST	WINNING	LAST 10	STRENGTH OF	OPP. STRENGTH	TEAM	ADJ.	CONF.	ADJ CONF.
Average RPI Loss:	159	RECORD	PCT. RANK	GAMES	SCHEDULE	OF SCHEDULE	RPI	RPI	RPI	RPI
DIV. I ONLY	13- 9	124	1- 0	251	215	170	170	13	13	
DIV. I NON-CONF.	6- 4	125	0- 0	298	315	178	178	14	14	
TOTALS	RPI 1-25	RPI 26-50	W-L RECORDS	RPI 51-100	RPI 101-150	RPI 150+				
13- 9	0- 1	0- 1	OVERALL	2- 1	0- 0	11- 6				
8- 3	0- 1	0- 0	HOME	1- 1	0- 0	7- 1				
5- 6	0- 0	0- 1	AWAY	1- 0	0- 0	4- 5				
0- 0	0- 0	0- 0	NEUTRAL	0- 0	0- 0	0- 0				
6- 4	0- 0	0- 1	NON-CONFERENCE	0- 0	0- 0	6- 3				
4- 0	0- 0	0- 0	HOME	0- 0	0- 0	4- 0				
2- 4	0- 0	0- 1	AWAY	0- 0	0- 0	2- 3				
0- 0	0- 0	0- 0	NEUTRAL	0- 0	0- 0	0- 0				
7- 5	0- 1	0- 0	CONFERENCE	2- 1	0- 0	5- 3				
4- 3	0- 1	0- 0	HOME	1- 1	0- 0	3- 1				
3- 2	0- 0	0- 0	AWAY	1- 0	0- 0	2- 2				
0- 0	0- 0	0- 0	NEUTRAL	0- 0	0- 0	0- 0				

RPI 1-25				RPI 26-50				RPI 51-100				RPI 101+ Team's RPI: 170			
RPI	S	Opponent	Score	RPI	S	Opponent	Score	RPI	S	Opponent	Score	RPI	S	Opponent	Score
20	H	Drake	64 82	45	A	Butler	56 58	75	A	Missouri St.	60 56	152	H	Southern Ill.	60 52
								75	H	Missouri St.	47 59	162	H	Bradley	68 79
								81	H	UNI	66 64	184	H	Saint Louis	72 67
												187	A	Indiana St.	44 59
												187	H	Indiana St.	78 70
												194	A	Eastern Mich.	41 50
												225	A	Loyola Chicago	59 62
												227	H	North Dakota	67 55
												228	A	UMKC	62 55
												245	A	SIUE	61 68
												261	H	Austin Peay	61 49
												272	A	Northern Ky.	58 53
												278	A	Cleveland St.	63 67
												299	H	Oakland	62 56
												306	A	Valparaiso	70 67
												334	A	Evansville	72 61
												334	H	Evansville	82 59
LAST 12 Division I GAMES:															
				75	A	Missouri St.	60 56	75	H	Missouri St.	47 59				
				187	H	Indiana St.	78 70	152	H	Southern Ill.	60 52				
				334	H	Evansville	82 59	334	A	Evansville	72 61				
				306	A	Valparaiso	70 67	187	A	Indiana St.	44 59				
				225	A	Loyola Chicago	59 62	20	H	Drake	64 82				
				162	H	Bradley	68 79	81	H	UNI	66 64				

Non-Div I Games: Maryville (MO) 61 52

Illinois St.

■ Loss,
 ■ Non-Conf, S Site,
 ■ Home
 ■ Away
 N Neutral

Average RPI Win:	310	WON-LOST	WINNING	LAST 10	STRENGTH OF	OPP. STRENGTH	TEAM	ADJ.	CONF.	ADJ CONF.
Average RPI Loss:	169	RECORD	PCT. RANK	GAMES	SCHEDULE	OF SCHEDULE	RPI	RPI	RPI	RPI
DIV. I ONLY	3- 19	332	1- 0	178	275	314	314	25	25	
DIV. I NON-CONF.	0- 11	336	0- 0	56	203	301	301	23	23	
TOTALS	RPI 1-25	RPI 26-50	W-L RECORDS	RPI 51-100	RPI 101-150	RPI 150+				
3- 19	0- 1	0- 2	OVERALL	0- 4	0- 2	3- 10				
2- 7	0- 0	0- 1	HOME	0- 3	0- 1	2- 2				
1- 12	0- 1	0- 1	AWAY	0- 1	0- 1	1- 8				
0- 0	0- 0	0- 0	NEUTRAL	0- 0	0- 0	0- 0				
0- 11	0- 1	0- 2	NON-CONFERENCE	0- 2	0- 2	0- 4				
0- 4	0- 0	0- 1	HOME	0- 1	0- 1	0- 1				
0- 7	0- 1	0- 1	AWAY	0- 1	0- 1	0- 3				
0- 0	0- 0	0- 0	NEUTRAL	0- 0	0- 0	0- 0				
3- 8	0- 0	0- 0	CONFERENCE	0- 2	0- 0	3- 6				
2- 3	0- 0	0- 0	HOME	0- 2	0- 0	2- 1				
1- 5	0- 0	0- 0	AWAY	0- 0	0- 0	1- 5				
0- 0	0- 0	0- 0	NEUTRAL	0- 0	0- 0	0- 0				

RPI 1-25				RPI 26-50				RPI 51-100				RPI 101+ Team's RPI: 314			
RPI	S	Opponent	Score	RPI	S	Opponent	Score	RPI	S	Opponent	Score	RPI	S	Opponent	Score
16	A	Arizona St.	43 81	34	H	Rice	63 74	61	H	SFA	56 66	101	A	Minnesota	39 75
				38	A	South Dakota	43 96	66	H	Lamar University	51 77	103	H	Houston	60 79
								73	A	Arizona	42 84	180	A	Nicholls St.	62 86
								96	H	UT Arlington	49 97	182	H	Sam Houston St.	56 76
												202	A	San Diego St.	38 81
												204	A	Massachusetts	59 71
												265	A	A&M-Corpus Christi	49 57
												281	A	Central Ark.	43 74
												287	H	Southeastern La.	76 69
												316	A	New Orleans	55 58
												316	H	New Orleans	81 69
												322	H	Weber St.	64 72
												327	A	McNeese	68 66
												337	A	Houston Baptist	59 60
												338	A	Grand Canyon	63 74
LAST 12 Division I GAMES:															
287	H	Southeastern La.	76 69	61	H	SFA	56 66								
265	A	A&M-Corpus Christi	49 57	281	A	Central Ark.	43 74								
316	A	New Orleans	55 58	182	H	Sam Houston St.	56 76								
337	A	Houston Baptist	59 60	180	A	Nicholls St.	62 86								
316	H	New Orleans	81 69	327	A	McNeese	68 66								
66	H	Lamar University	51 77	34	H	Rice	63 74								

Non-Div I Games:

Incarnate Word

■ Loss,
■ Non-Conf, S Site,
■ Home
■ Away
N Neutral

Indiana

Through Games Of Feb. 15, 2019

Average RPI Win:	128	WON-LOST	WINNING	LAST 10	STRENGTH OF	OPP. STRENGTH	TEAM	ADJ.	CONF.	ADJ CONF.
Average RPI Loss:	76	RECORD	PCT. RANK	GAMES	SCHEDULE	OF SCHEDULE	RPI	RPI	RPI	RPI
DIV. I ONLY	17- 9	90	0- 1	51	50	44	44	4	4	
DIV. I NON-CONF.	11- 1	13	0- 0	111	67	20	20	6	6	
TOTALS	RPI 1-25	RPI 26-50	W-L RECORDS	RPI 51-100	RPI 101-150	RPI 150+				
17- 9	1- 2	4- 2	OVERALL	3- 3	3- 1	6- 1				
9- 3	1- 1	2- 0	HOME	2- 1	1- 1	3- 0				
6- 5	0- 1	1- 2	AWAY	1- 2	1- 0	3- 0				
2- 1	0- 0	1- 0	NEUTRAL	0- 0	1- 0	0- 1				
11- 1	0- 0	3- 0	NON-CONFERENCE	2- 0	2- 0	4- 1				
6- 0	0- 0	1- 0	HOME	2- 0	0- 0	3- 0				
3- 0	0- 0	1- 0	AWAY	0- 0	1- 0	1- 0				
2- 1	0- 0	1- 0	NEUTRAL	0- 0	1- 0	0- 1				
6- 8	1- 2	1- 2	CONFERENCE	1- 3	1- 1	2- 0				
3- 3	1- 1	1- 0	HOME	0- 1	1- 1	0- 0				
3- 5	0- 1	0- 2	AWAY	1- 2	0- 0	2- 0				
0- 0	0- 0	0- 0	NEUTRAL	0- 0	0- 0	0- 0				

RPI 1-25				RPI 26-50				Team's RPI: 44	RPI 51-100				RPI 101+			
RPI	S	Opponent	Score	RPI	S	Opponent	Score		RPI	S	Opponent	Score	RPI	S	Opponent	Score
17	H	Maryland	56 76	28	A	Rutgers	64 69		65	A	Purdue	53 56	101	H	Minnesota	61 65
23	A	Michigan St.	61 77	38	N	South Dakota	68 60		75	H	Missouri St.	98 74	113	N	Loyola Marymount	67 43
23	H	Michigan St.	68 64	43	A	UCLA	67 65		89	H	Northwestern	69 75	119	A	Wake Forest	87 73
				45	H	Butler	66 46		90	A	Ohio St.	50 55	137	H	Penn St.	83 75
				49	A	Michigan	58 67		94	A	Nebraska	82 78	176	A	Wisconsin	75 68
				49	H	Michigan	70 60		99	H	Northern Ill.	91 73	188	A	Illinois	85 83
													191	H	Milwaukee	68 66
													217	H	Florida	83 64
													223	N	Grambling	62 65
													274	H	North Florida	75 52
													299	A	Oakland	59 32
LAST 12 Division I GAMES:																
49	A	Michigan	58 67	49	H	Michigan	70 60		65	A	Purdue	53 56				
23	A	Michigan St.	61 77	89	H	Northwestern	69 75		176	A	Wisconsin	75 68				
101	H	Minnesota	61 65	90	A	Ohio St.	50 55		20	H	Wake Forest	87 73				
94	A	Nebraska	82 78	23	H	Michigan St.	68 64									
28	A	Rutgers	64 69													
17	H	Maryland	56 76													

Non-Div I Games:

Indiana

■ Loss,
 ■ Non-Conf, S Site,
 ■ Home
 ■ Away
 N Neutral

Average RPI Win:	250	WON-LOST	WINNING	LAST 10	STRENGTH OF	OPP. STRENGTH	TEAM	ADJ.	CONF.	ADJ CONF.
Average RPI Loss:	147	RECORD	PCT. RANK	GAMES	SCHEDULE	OF SCHEDULE	RPI	RPI	RPI	RPI
DIV. I ONLY	9- 13	225	0- 1	159	266	187	187	13	13	
DIV. I NON-CONF.	5- 5	162	0- 0	233	326	177	177	14	14	
TOTALS	RPI 1-25	RPI 26-50	W-L RECORDS	RPI 51-100	RPI 101-150	RPI 150+				
9- 13	0- 1	0- 1	OVERALL	0- 2	0- 1	9- 8				
2- 5	0- 1	0- 0	HOME	0- 1	0- 1	2- 2				
7- 7	0- 0	0- 1	AWAY	0- 1	0- 0	7- 5				
0- 1	0- 0	0- 0	NEUTRAL	0- 0	0- 0	0- 1				
5- 5	0- 0	0- 1	NON-CONFERENCE	0- 0	0- 1	5- 3				
1- 1	0- 0	0- 0	HOME	0- 0	0- 1	1- 0				
4- 3	0- 0	0- 1	AWAY	0- 0	0- 0	4- 2				
0- 1	0- 0	0- 0	NEUTRAL	0- 0	0- 0	0- 1				
4- 8	0- 1	0- 0	CONFERENCE	0- 2	0- 0	4- 5				
1- 4	0- 1	0- 0	HOME	0- 1	0- 0	1- 2				
3- 4	0- 0	0- 0	AWAY	0- 1	0- 0	3- 3				
0- 0	0- 0	0- 0	NEUTRAL	0- 0	0- 0	0- 0				

RPI 1-25				RPI 26-50				RPI 51-100				RPI 101+ Team's RPI: 187			
RPI	S	Opponent	Score	RPI	S	Opponent	Score	RPI	S	Opponent	Score	RPI	S	Opponent	Score
20	H	Drake	68 70	45	A	Butler	49 72	75	A	Missouri St.	58 71	124	H	IUPUI	59 64
								81	H	UNI	51 71	152	A	Southern Ill.	61 58
												161	N	UC Irvine	61 77
												162	A	Bradley	80 81
												162	H	Bradley	45 61
												170	A	Illinois St.	70 78
												170	H	Illinois St.	59 44
												184	A	Saint Louis	60 56
												188	A	Illinois	57 75
												213	A	Marshall	62 53
												219	A	Southeast Mo. St.	62 51
												225	A	Loyola Chicago	54 56
												225	H	Loyola Chicago	36 44
												277	A	Eastern Ill.	39 63
												306	A	Valparaiso	86 82
												334	A	Evansville	76 69
												336	H	UIC	60 53
												338	A	Grand Canyon	88 81
LAST 12 Division I GAMES:															
225	H	Loyola Chicago	36 44	225	A	Loyola Chicago	54 56								
170	A	Illinois St.	70 78	306	A	Valparaiso	86 82								
162	A	Bradley	80 81	162	H	Bradley	45 61								
334	A	Evansville	76 69	170	H	Illinois St.	59 44								
81	H	UNI	51 71	152	A	Southern Ill.	61 58								
20	H	Drake	68 70	75	A	Missouri St.	58 71								

Non-Div I Games: Davenport 79 43

Indiana St.

■ Loss,
 ■ Non-Conf,
 ■ S Site,
 ■ Home
 ■ Away
 N Neutral

Average RPI Win: 222	WON-LOST	WINNING	LAST 10	STRENGTH OF	OPP. STRENGTH	TEAM	ADJ.	CONF.	ADJ CONF.
Average RPI Loss: 178	RECORD	PCT. RANK	GAMES	SCHEDULE	OF SCHEDULE	RPI	RPI	RPI	RPI
DIV. I ONLY	2- 23	347	1- 0	162	238	323	323	26	26
DIV. I NON-CONF.	1- 10	330	0- 0	54	88	275	275	27	27
TOTALS	RPI 1-25	RPI 26-50	W-L RECORDS	RPI 51-100	RPI 101-150	RPI 150+			
2- 23	0- 0	0- 2	OVERALL	0- 4	0- 3	2- 14			
1- 12	0- 0	0- 1	HOME	0- 3	0- 1	1- 7			
1- 11	0- 0	0- 1	AWAY	0- 1	0- 2	1- 7			
0- 0	0- 0	0- 0	NEUTRAL	0- 0	0- 0	0- 0			
1- 10	0- 0	0- 2	NON-CONFERENCE	0- 3	0- 2	1- 3			
1- 5	0- 0	0- 1	HOME	0- 2	0- 1	1- 1			
0- 5	0- 0	0- 1	AWAY	0- 1	0- 1	0- 2			
0- 0	0- 0	0- 0	NEUTRAL	0- 0	0- 0	0- 0			
1- 13	0- 0	0- 0	CONFERENCE	0- 1	0- 1	1- 11			
0- 7	0- 0	0- 0	HOME	0- 1	0- 0	0- 6			
1- 6	0- 0	0- 0	AWAY	0- 0	0- 1	1- 5			
0- 0	0- 0	0- 0	NEUTRAL	0- 0	0- 0	0- 0			

RPI S	Opponent	Score	RPI S	Opponent	Score	RPI S	Opponent	Score	RPI S	Opponent	Score	Team's RPI: 323
26	H Central Mich.	39 82	62	H Penn	43 66	121	H Fordham	40 57				
39	A Bucknell	43 81	64	H Quinnipiac	39 76	129	A Kansas	44 75				
			72	A Toledo	38 84	145	A Marist	36 76				
			95	H St. John's (NY)	35 61	159	H Stony Brook	51 53				
						166	A Temple	39 59				
						175	A Rider	64 75				
						175	H Rider	58 66				
						205	H George Washington	52 43				
						233	A Niagara	53 72				
						233	H Niagara	46 58				
						239	A Monmouth	52 51				
						239	H Monmouth	38 55				
						248	A Hofstra	49 74				
						275	A Canisius	47 67				
						275	H Canisius	40 48				
						290	A Siena	47 59				
						290	H Siena	45 66				
						293	H Fairfield	42 55				
						297	A Manhattan	33 55				
LAST 12 Division I GAMES:												
239	A Monmouth	52 51	293	H Fairfield	42 55							
175	A Rider	64 75	145	A Marist	36 76							
290	H Siena	45 66	297	A Manhattan	33 55							
233	A Niagara	53 72	175	H Rider	58 66							
275	A Canisius	47 67	233	H Niagara	46 58							
64	H Quinnipiac	39 76	275	H Canisius	40 48							

Non-Div I Games:

Iona

Average RPI Win:	115	WON-LOST	WINNING	LAST 10	STRENGTH OF	OPP. STRENGTH	TEAM	ADJ.	CONF.	ADJ CONF.
Average RPI Loss:	31	RECORD	PCT. RANK	GAMES	SCHEDULE	OF SCHEDULE	RPI	RPI	RPI	RPI
DIV. I ONLY	20- 5	27	0- 1	16	31	12	12	4	4	
DIV. I NON-CONF.	9- 2	43	0- 1	13	37	10	10	6	6	
TOTALS	RPI 1-25	RPI 26-50	W-L RECORDS	RPI 51-100	RPI 101-150	RPI 150+				
20- 5	3- 3	2- 1	OVERALL	5- 1	4- 0	6- 0				
13- 0	2- 0	2- 0	HOME	3- 0	1- 0	5- 0				
6- 4	1- 2	0- 1	AWAY	1- 1	3- 0	1- 0				
1- 1	0- 1	0- 0	NEUTRAL	1- 0	0- 0	0- 0				
9- 2	2- 2	0- 0	NON-CONFERENCE	2- 0	2- 0	3- 0				
6- 0	1- 0	0- 0	HOME	1- 0	1- 0	3- 0				
2- 1	1- 1	0- 0	AWAY	0- 0	1- 0	0- 0				
1- 1	0- 1	0- 0	NEUTRAL	1- 0	0- 0	0- 0				
11- 3	1- 1	2- 1	CONFERENCE	3- 1	2- 0	3- 0				
7- 0	1- 0	2- 0	HOME	2- 0	0- 0	2- 0				
4- 3	0- 1	0- 1	AWAY	1- 1	2- 0	1- 0				
0- 0	0- 0	0- 0	NEUTRAL	0- 0	0- 0	0- 0				

RPI	S	Opponent	Score	RPI	S	Opponent	Score	RPI	S	Opponent	Score	RPI	S	Opponent	Score
1	A	Notre Dame	71 105	28	H	Rutgers	72 66	63	N	West Virginia	84 81	101	A	Minnesota	81 63
11	H	Iowa St.	73 70	49	A	Michigan	81 90	65	A	Purdue	57 62	124	H	IUPUI	72 58
18	N	Florida St.	67 71	49	H	Michigan	75 61	65	H	Purdue	72 58	126	A	Western Ky.	104 67
20	A	Drake	91 82					81	H	UNI	83 57	137	A	Penn St.	81 61
23	A	Michigan St.	70 84					90	A	Ohio St.	78 52	171	H	Oral Roberts	90 77
23	H	Michigan St.	86 71					94	H	Nebraska	77 71	176	H	Wisconsin	71 53
												188	A	Illinois	94 75
												188	H	Illinois	88 66
												216	H	Robert Morris	92 63
												341	H	N.C. Central	106 39
LAST 12 Division I GAMES:															
18	N	Florida St.	67 71	65	H	Purdue	72 58								
188	H	Illinois	88 66	28	H	Rutgers	72 66								
90	A	Ohio St.	78 52	188	A	Illinois	94 75								
23	H	Michigan St.	86 71	49	H	Michigan	75 61								
137	A	Penn St.	81 61	101	A	Minnesota	81 63								
49	A	Michigan	81 90	65	A	Purdue	57 62								

Non-Div I Games:

Iowa

Average RPI Win:	107	WON-LOST	WINNING	LAST 10	STRENGTH OF	OPP. STRENGTH	TEAM	ADJ.	CONF.	ADJ CONF.
Average RPI Loss:	29	RECORD	PCT. RANK	GAMES	SCHEDULE	OF SCHEDULE	RPI	RPI	RPI	RPI
DIV. I ONLY	18- 6	43	3- 0	2	53	11	11	3	3	
DIV. I NON-CONF.	10- 2	37	3- 0	11	98	9	9	3	3	
TOTALS	RPI 1-25	RPI 26-50	W-L RECORDS	RPI 51-100	RPI 101-150	RPI 150+				
18- 6	2- 3	2- 2	OVERALL	6- 1	3- 0	5- 0				
14- 1	2- 1	2- 0	HOME	5- 0	1- 0	4- 0				
3- 5	0- 2	0- 2	AWAY	1- 1	2- 0	0- 0				
1- 0	0- 0	0- 0	NEUTRAL	0- 0	0- 0	1- 0				
10- 2	2- 1	1- 1	NON-CONFERENCE	3- 0	0- 0	4- 0				
9- 0	2- 0	1- 0	HOME	3- 0	0- 0	3- 0				
0- 2	0- 1	0- 1	AWAY	0- 0	0- 0	0- 0				
1- 0	0- 0	0- 0	NEUTRAL	0- 0	0- 0	1- 0				
8- 4	0- 2	1- 1	CONFERENCE	3- 1	3- 0	1- 0				
5- 1	0- 1	1- 0	HOME	2- 0	1- 0	1- 0				
3- 3	0- 1	0- 1	AWAY	1- 1	2- 0	0- 0				
0- 0	0- 0	0- 0	NEUTRAL	0- 0	0- 0	0- 0				

RPI	S	Opponent	Score	RPI	S	Opponent	Score	RPI	S	Opponent	Score	RPI	S	Opponent	Score
2	A	Baylor	69 84	35	A	TCU	69 76	56	A	Kansas St.	81 52	112	A	Oklahoma St.	84 71
12	A	Iowa	70 73	35	H	TCU	92 54	56	H	Kansas St.	96 58	129	A	Kansas	82 73
20	H	Drake	86 81	38	A	South Dakota	59 64	57	H	Auburn	67 64	148	H	Texas Tech	105 66
21	H	Miami (FL)	75 52	39	H	Bucknell	86 61	63	A	West Virginia	64 73	158	H	Oklahoma	104 78
25	H	Texas	62 64					63	H	West Virginia	77 61	194	N	Eastern Mich.	85 59
								83	H	Arkansas	91 82	201	H	Prairie View	94 46
								99	H	Northern Ill.	70 60	227	H	North Dakota	87 35
												233	H	Niagara	95 35
LAST 12 Division I GAMES:															
99	H	Northern Ill.	70 60	148	H	Texas Tech	105 66								
57	H	Auburn	67 64	112	A	Oklahoma St.	84 71								
21	H	Miami (FL)	75 52	2	A	Baylor	69 84								
35	A	TCU	69 76	158	H	Oklahoma	104 78								
63	H	West Virginia	77 61	63	A	West Virginia	64 73								
56	A	Kansas St.	81 52	25	H	Texas	62 64								

Non-Div I Games:

Iowa St.

Average RPI Win:	298	WON-LOST	WINNING	LAST 10	STRENGTH OF	OPP. STRENGTH	TEAM	ADJ.	CONF.	ADJ CONF.
Average RPI Loss:	188	RECORD	PCT. RANK	GAMES	SCHEDULE	OF SCHEDULE	RPI	RPI	RPI	RPI
DIV. I ONLY	8- 12	231	1- 0	339	307	289	289	29	29	
DIV. I NON-CONF.	2- 7	288	0- 0	206	241	286	286	28	28	
TOTALS	RPI 1-25	RPI 26-50	W-L RECORDS	RPI 51-100	RPI 101-150	RPI 150+				
8- 12	0- 1	0- 0	OVERALL	0- 2	0- 1	8- 8				
4- 2	0- 0	0- 0	HOME	0- 0	0- 0	4- 2				
3- 9	0- 1	0- 0	AWAY	0- 2	0- 0	3- 6				
1- 1	0- 0	0- 0	NEUTRAL	0- 0	0- 1	1- 0				
2- 7	0- 1	0- 0	NON-CONFERENCE	0- 2	0- 1	2- 3				
1- 1	0- 0	0- 0	HOME	0- 0	0- 0	1- 1				
0- 5	0- 1	0- 0	AWAY	0- 2	0- 0	0- 2				
1- 1	0- 0	0- 0	NEUTRAL	0- 0	0- 1	1- 0				
6- 5	0- 0	0- 0	CONFERENCE	0- 0	0- 0	6- 5				
3- 1	0- 0	0- 0	HOME	0- 0	0- 0	3- 1				
3- 4	0- 0	0- 0	AWAY	0- 0	0- 0	3- 4				
0- 0	0- 0	0- 0	NEUTRAL	0- 0	0- 0	0- 0				

RPI 1-25			RPI 26-50			RPI 51-100			RPI 101+ Team's RPI: 289		
RPI	S	Opponent	Score	RPI	S	Opponent	Score	RPI	S	Opponent	Score
10	A	Mississippi St.	38 105					83	A	Arkansas	57 76
								96	A	UT Arlington	63 99
								139	N	Akron	57 74
								185	A	Southern U.	59 52
								185	H	Southern U.	74 76
								201	A	Prairie View	57 76
								212	A	Texas Southern	67 76
								223	A	Grambling	77 74
								232	A	Memphis	67 68
								252	A	Alabama St.	67 74
								253	A	Louisiana	61 68
								281	H	Central Ark.	65 56
								287	H	Southeastern La.	45 50
								301	A	Alabama A&M	55 58
								310	H	Mississippi Val.	87 56
								336	N	UIC	72 57
								347	H	Ark.-Pine Bluff	60 41
								350	A	Alcorn	82 61
								350	H	Alcorn	88 66
LAST 12 Division I GAMES:											
185	A	Southern U.	59 52	201	A	Prairie View	57 76				
350	A	Alcorn	82 61	185	H	Southern U.	74 76				
347	H	Ark.-Pine Bluff	60 41	350	H	Alcorn	88 66				
310	H	Mississippi Val.	87 56	252	A	Alabama St.	67 74				
223	A	Grambling	77 74	301	A	Alabama A&M	55 58				
212	A	Texas Southern	67 76	83	A	Arkansas	57 76				

Non-Div I Games: Spring Hill 105 57 Millsaps 88 38

Jackson St.

Loss, Non-Conf, S Site, H Home A Away N Neutral

Jacksonville

Through Games Of Feb. 15, 2019

Average RPI Win:	289	WON-LOST	WINNING	LAST 10	STRENGTH OF	OPP. STRENGTH	TEAM	ADJ.	CONF.	ADJ CONF.
Average RPI Loss:	175	RECORD	PCT. RANK	GAMES	SCHEDULE	OF SCHEDULE	RPI	RPI	RPI	RPI
DIV. I ONLY	9- 13	225	0- 1	280	283	247	247	24	24	
DIV. I NON-CONF.	4- 6	212	0- 0	151	299	184	184	26	26	
TOTALS	RPI 1-25	RPI 26-50	W-L RECORDS	RPI 51-100	RPI 101-150	RPI 150+				
9- 13	0- 2	0- 0	OVERALL	0- 2	0- 2	9- 7				
3- 4	0- 0	0- 0	HOME	0- 0	0- 1	3- 3				
6- 7	0- 2	0- 0	AWAY	0- 1	0- 1	6- 3				
0- 2	0- 0	0- 0	NEUTRAL	0- 1	0- 0	0- 1				
4- 6	0- 2	0- 0	NON-CONFERENCE	0- 1	0- 1	4- 2				
1- 1	0- 0	0- 0	HOME	0- 0	0- 0	1- 1				
3- 3	0- 2	0- 0	AWAY	0- 0	0- 1	3- 0				
0- 2	0- 0	0- 0	NEUTRAL	0- 1	0- 0	0- 1				
5- 7	0- 0	0- 0	CONFERENCE	0- 1	0- 1	5- 5				
2- 3	0- 0	0- 0	HOME	0- 0	0- 1	2- 2				
3- 4	0- 0	0- 0	AWAY	0- 1	0- 0	3- 3				
0- 0	0- 0	0- 0	NEUTRAL	0- 0	0- 0	0- 0				

RPI 1-25				RPI 26-50				RPI 51-100				RPI 101+ Team's RPI: 247			
RPI	S	Opponent	Score	RPI	S	Opponent	Score	RPI	S	Opponent	Score	RPI	S	Opponent	Score
18	A	Florida St.	46 79					70	N	Old Dominion	76 78	137	A	Penn St.	61 80
19	A	Texas A&M	53 73					71	A	FGCU	58 82	140	H	North Ala.	59 62
												160	H	Mercer	71 66
												206	A	Stetson	46 54
												206	H	Stetson	56 69
												238	H	Bethune-Cookman	56 58
												242	A	Liberty	64 52
												242	H	Liberty	75 85
												274	A	North Florida	80 72
												301	N	Alabama A&M	60 65
												305	A	Kennesaw St.	55 75
												305	H	Kennesaw St.	68 53
												312	A	NJIT	61 56
												318	A	FIU	73 62
												319	A	Charleston So.	68 58
												325	A	Lipscomb	58 61
												325	H	Lipscomb	62 47
												346	A	Savannah St.	68 58
LAST 12 Division I GAMES:															
206	A	Stetson	46 54	274	A	North Florida	80 72								
325	A	Lipscomb	58 61	312	A	NJIT	61 56								
305	H	Kennesaw St.	68 53	140	H	North Ala.	59 62								
71	A	FGCU	58 82	242	A	Liberty	64 52								
206	H	Stetson	56 69	305	A	Kennesaw St.	55 75								
242	H	Liberty	75 85	325	H	Lipscomb	62 47								

Non-Div I Games: Webber Int'l 73 39 Edward Waters 100 48 Warner 105 55

Jacksonville

Loss, Non-Conf, S Site, H Home A Away N Neutral

Average RPI Win: 269		Through Games of Feb. 15, 1919							
WON-LOST		WINNING	LAST 10	STRENGTH OF	OPP. STRENGTH	TEAM	ADJ.	CONF.	ADJ CONF.
Average RPI Loss: 132	RECORD	PCT. RANK	GAMES	SCHEDULE	OF SCHEDULE	RPI	RPI	RPI	RPI
DIV. I ONLY	10- 13	212	0- 1	206	250	200	200	20	20
DIV. I NON-CONF.	5- 5	162	0- 1	256	198	194	194	21	21

TOTALS	RPI 1-25	RPI 26-50		W-L RECORDS		RPI 51-100	RPI 101-150	RPI 150+	
10- 13	0- 0	0- 0		OVERALL		0- 4	1- 7	9- 2	
3- 6	0- 0	0- 0		HOME		0- 3	1- 1	2- 2	
7- 5	0- 0	0- 0		AWAY		0- 1	0- 4	7- 0	
0- 2	0- 0	0- 0		NEUTRAL		0- 0	0- 2	0- 0	
5- 5	0- 0	0- 0		NON-CONFERENCE		0- 2	1- 3	4- 0	
1- 2	0- 0	0- 0		HOME		0- 2	1- 0	0- 0	
4- 1	0- 0	0- 0		AWAY		0- 0	0- 1	4- 0	
0- 2	0- 0	0- 0		NEUTRAL		0- 0	0- 2	0- 0	
5- 8	0- 0	0- 0		CONFERENCE		0- 2	0- 4	5- 2	
2- 4	0- 0	0- 0		HOME		0- 1	0- 1	2- 2	
3- 4	0- 0	0- 0		AWAY		0- 1	0- 3	3- 0	
0- 0	0- 0	0- 0		NEUTRAL		0- 0	0- 0	0- 0	

RPI 1-25				RPI 26-50				RPI 51-100				RPI 101+				Team's RPI: 200	
RPI	S	Opponent	Score	RPI	S	Opponent	Score	RPI	S	Opponent	Score	RPI	S	Opponent	Score		
								59	H	Miami (OH)	41 58	104	N	Harvard	62 69		
								69	A	Belmont	52 66	127	N	Washington St.	51 64		
								69	H	Belmont	41 64	128	A	Tennessee Tech	59 62		
								97	H	Troy	63 89	128	H	Tennessee Tech	49 66		
												132	A	UT Martin	72 77		
												135	A	Morehead St.	55 66		
												136	H	Georgia St.	61 56		
												148	A	Texas Tech	58 71		
												198	A	Ole Miss	60 49		
												219	A	Southeast Mo. St.	56 39		
												245	H	SIUE	47 51		
												261	H	Austin Peay	67 56		
												277	H	Eastern Ill.	78 49		
												279	H	Murray St.	59 64		
												291	A	Tennessee St.	62 52		
												301	A	Alabama A&M	55 48		
												325	A	Lipscomb	58 46		
												331	A	Eastern Ky.	53 44		
												349	A	Florida A&M	62 31		
LAST 12 Division I GAMES:																	
				127	N	Washington St.	51 64	135	A	Morehead St.	55 66						
				128	A	Tennessee Tech	59 62	331	A	Eastern Ky.	53 44						
				219	A	Southeast Mo. St.	56 39	128	H	Tennessee Tech	49 66						
				132	A	UT Martin	72 77	69	H	Belmont	41 64						
				261	H	Austin Peay	67 56	245	H	SIUE	47 51						
				279	H	Murray St.	59 64	277	H	Eastern Ill.	78 49						

Non-Div I Games:	Montevallo	84	52
------------------	------------	----	----

Jacksonville St.

Loss, Non-Conf, S Site, H Home A Away N Neutral

Average RPI Win:	185	WON-LOST	WINNING	LAST 10	STRENGTH OF	OPP. STRENGTH	TEAM	ADJ.	CONF.	ADJ CONF.
Average RPI Loss:	108	RECORD	PCT. RANK	GAMES	SCHEDULE	OF SCHEDULE	RPI	RPI	RPI	RPI
DIV. I ONLY	19- 4	21	1- 0	165	123	37	37	10	10	
DIV. I NON-CONF.	8- 3	72	0- 0	183	144	63	63	10	10	
TOTALS	RPI 1-25	RPI 26-50	W-L RECORDS	RPI 51-100	RPI 101-150	RPI 150+				
19- 4	0- 1	0- 0	OVERALL	5- 0	3- 2	11- 1				
11- 0	0- 0	0- 0	HOME	3- 0	2- 0	6- 0				
8- 4	0- 1	0- 0	AWAY	2- 0	1- 2	5- 1				
0- 0	0- 0	0- 0	NEUTRAL	0- 0	0- 0	0- 0				
8- 3	0- 1	0- 0	NON-CONFERENCE	2- 0	1- 1	5- 1				
5- 0	0- 0	0- 0	HOME	2- 0	1- 0	2- 0				
3- 3	0- 1	0- 0	AWAY	0- 0	0- 1	3- 1				
0- 0	0- 0	0- 0	NEUTRAL	0- 0	0- 0	0- 0				
11- 1	0- 0	0- 0	CONFERENCE	3- 0	2- 1	6- 0				
6- 0	0- 0	0- 0	HOME	1- 0	1- 0	4- 0				
5- 1	0- 0	0- 0	AWAY	2- 0	1- 1	2- 0				
0- 0	0- 0	0- 0	NEUTRAL	0- 0	0- 0	0- 0				

RPI 1-25				RPI 26-50		Team's RPI: 37		RPI 51-100				RPI 101+			
RPI	S	Opponent	Score	RPI	S	Opponent	Score	RPI	S	Opponent	Score	RPI	S	Opponent	Score
17	A	Maryland	63 87					80	A	Drexel	51 35	110	H	Towson	71 59
								87	A	Northeastern	58 51	115	A	UNCW	63 66
								87	H	Northeastern	84 49	116	H	Dayton	68 55
								91	H	Georgetown	69 57	119	A	Wake Forest	49 50
								95	H	St. John's (NY)	64 51	144	A	Delaware	68 43
												168	H	William & Mary	65 48
												179	A	Hampton	65 72
												195	H	Elon	82 30
												205	H	George Washington	50 37
												216	A	Robert Morris	59 36
												242	A	Liberty	74 53
												248	A	Hofstra	59 44
												248	H	Hofstra	77 54
												271	H	Winthrop	56 39
												288	A	Col. of Charleston	91 50
												288	H	Col. of Charleston	76 35
												345	A	Delaware St.	103 57
LAST 12 Division I GAMES:															
288	H	Col. of Charleston	76 35	288	A	Col. of Charleston	91 50								
248	A	Hofstra	59 44	115	A	UNCW	63 66								
87	A	Northeastern	58 51	87	H	Northeastern	84 49								
110	H	Towson	71 59	248	H	Hofstra	77 54								
195	H	Elon	82 30	80	A	Drexel	51 35								
168	H	William & Mary	65 48	144	A	Delaware	68 43								

Non-Div I Games:

James Madison

Kansas

Through Games Of Feb. 15, 2019

Average RPI Win:	185	WON-LOST	WINNING	LAST 10	STRENGTH OF	OPP. STRENGTH	TEAM	ADJ.	CONF.	ADJ CONF.
Average RPI Loss:	66	RECORD	PCT. RANK	GAMES	SCHEDULE	OF SCHEDULE	RPI	RPI	RPI	RPI
DIV. I ONLY	12- 11	157	1- 0	84	47	129	129	3	3	
DIV. I NON-CONF.	10- 1	17	1- 0	241	196	46	46	3	3	
TOTALS	RPI 1-25	RPI 26-50	W-L RECORDS	RPI 51-100	RPI 101-150	RPI 150+				
12- 11	0- 4	0- 1	OVERALL	3- 3	1- 2	8- 1				
8- 5	0- 3	0- 0	HOME	0- 1	0- 1	8- 0				
2- 6	0- 1	0- 1	AWAY	2- 2	0- 1	0- 1				
2- 0	0- 0	0- 0	NEUTRAL	1- 0	1- 0	0- 0				
10- 1	0- 0	0- 0	NON-CONFERENCE	2- 1	1- 0	7- 0				
7- 0	0- 0	0- 0	HOME	0- 0	0- 0	7- 0				
1- 1	0- 0	0- 0	AWAY	1- 1	0- 0	0- 0				
2- 0	0- 0	0- 0	NEUTRAL	1- 0	1- 0	0- 0				
2- 10	0- 4	0- 1	CONFERENCE	1- 2	0- 2	1- 1				
1- 5	0- 3	0- 0	HOME	0- 1	0- 1	1- 0				
1- 5	0- 1	0- 1	AWAY	1- 1	0- 1	0- 1				
0- 0	0- 0	0- 0	NEUTRAL	0- 0	0- 0	0- 0				

RPI	S	Opponent	Score	RPI	S	Opponent	Score	RPI	S	Opponent	Score	RPI	S	Opponent	Score	Team's RPI: 129
2	H	Baylor	68 94	35	A	TCU	53 58	56	A	Kansas St.	61 54	112	H	Oklahoma St.	62 72	
11	H	Iowa St.	73 82					56	H	Kansas St.	62 72	127	N	Washington St.	71 63	
25	A	Texas	43 62					60	A	LSU	68 61	148	A	Texas Tech	66 69	
25	H	Texas	73 91					63	A	West Virginia	50 71	158	A	Oklahoma	67 78	
								89	N	Northwestern	66 57	158	H	Oklahoma	88 79	
								94	A	Nebraska	52 58	171	H	Oral Roberts	70 58	
												214	H	George Mason	77 56	
												223	H	Grambling	76 45	
												228	H	UMKC	67 55	
												268	H	Vermont	77 36	
												301	H	Alabama A&M	65 54	
												323	H	Iona	75 44	
LAST 12 Division I GAMES:																
89	N	Northwestern	66 57	35	A	TCU	53 58	25	A	Texas	43 62	112	H	Oklahoma St.	62 72	
158	A	Oklahoma	67 78	2	H	Baylor	68 94	56	A	Kansas St.	61 54	148	A	Texas Tech	66 69	
25	H	Texas	73 91	56	H	Kansas St.	62 72	63	A	West Virginia	50 71	158	H	Oklahoma	88 79	
56	H	Kansas St.	62 72	63	A	West Virginia	50 71	89	N	Northwestern	66 57	171	H	Oral Roberts	70 58	
63	A	West Virginia	50 71	94	A	Nebraska	52 58					214	H	George Mason	77 56	
158	H	Oklahoma	88 79									223	H	Grambling	76 45	

Non-Div I Games:

Kansas

Loss, Non-Conf, S Site, H Home A Away N Neutral

Average RPI Win:	146	WON-LOST	WINNING	LAST 10	STRENGTH OF	OPP. STRENGTH	TEAM	ADJ.	CONF.	ADJ CONF.
Average RPI Loss:	31	RECORD	PCT. RANK	GAMES	SCHEDULE	OF SCHEDULE	RPI	RPI	RPI	RPI
DIV. I ONLY	15- 10	120	0- 1	28	5	56	56	3	3	
DIV. I NON-CONF.	9- 3	61	0- 0	86	24	47	47	3	3	
TOTALS	RPI 1-25	RPI 26-50	W-L RECORDS	RPI 51-100	RPI 101-150	RPI 150+				
15- 10	1- 6	1- 2	OVERALL	3- 1	3- 1	7- 0				
10- 4	1- 2	0- 1	HOME	2- 0	1- 1	6- 0				
4- 3	0- 2	1- 0	AWAY	0- 1	2- 0	1- 0				
1- 3	0- 2	0- 1	NEUTRAL	1- 0	0- 0	0- 0				
9- 3	0- 2	1- 1	NON-CONFERENCE	3- 0	0- 0	5- 0				
7- 0	0- 0	0- 0	HOME	2- 0	0- 0	5- 0				
1- 0	0- 0	1- 0	AWAY	0- 0	0- 0	0- 0				
1- 3	0- 2	0- 1	NEUTRAL	1- 0	0- 0	0- 0				
6- 7	1- 4	0- 1	CONFERENCE	0- 1	3- 1	2- 0				
3- 4	1- 2	0- 1	HOME	0- 0	1- 1	1- 0				
3- 3	0- 2	0- 0	AWAY	0- 1	2- 0	1- 0				
0- 0	0- 0	0- 0	NEUTRAL	0- 0	0- 0	0- 0				

RPI	S	Opponent	Score	RPI	S	Opponent	Score	RPI	S	Opponent	Score	RPI	S	Opponent	Score
2	A	Baylor	50 65	31	N	DePaul	59 79	63	A	West Virginia	30 60	112	H	Oklahoma St.	59 48
2	H	Baylor	48 71	35	H	TCU	47 61	66	H	Lamar University	73 55	129	A	Kansas	72 62
8	N	Syracuse	61 70	50	A	Little Rock	53 47	81	H	UNI	72 62	129	H	Kansas	54 61
11	A	Iowa St.	58 96					85	N	Princeton	80 61	148	A	Texas Tech	66 62
11	H	Iowa St.	52 81									158	A	Oklahoma	83 75
16	N	Arizona St.	51 65									158	H	Oklahoma	86 56
25	H	Texas	87 69									173	H	North Texas	60 42
												186	H	Vanderbilt	72 61
												228	H	UMKC	61 50
												281	H	Central Ark.	70 54
												315	H	Omaha	61 46
LAST 12 Division I GAMES:															
2	H	Baylor	48 71	112	H	Oklahoma St.	59 48								
158	A	Oklahoma	83 75	148	A	Texas Tech	66 62								
129	A	Kansas	72 62	25	H	Texas	87 69								
11	H	Iowa St.	52 81	129	H	Kansas	54 61								
35	H	TCU	47 61	2	A	Baylor	50 65								
63	A	West Virginia	30 60	158	H	Oklahoma	86 56								

Non-Div I Games:

Kansas St.

■ Loss,
■ Non-Conf,
■ S Site,
■ H Home
■ A Away
N Neutral

Average RPI Win:	279	WON-LOST	WINNING	LAST 10	STRENGTH OF	OPP. STRENGTH	TEAM	ADJ.	CONF.	ADJ CONF.
Average RPI Loss:	182	RECORD	PCT. RANK	GAMES	SCHEDULE	OF SCHEDULE	RPI	RPI	RPI	RPI
DIV. I ONLY	5- 17	310	0- 1	204	306	305	305	24	24	
DIV. I NON-CONF.	3- 9	271	0- 0	134	311	266	266	26	26	
TOTALS	RPI 1-25	RPI 26-50	W-L RECORDS	RPI 51-100	RPI 101-150	RPI 150+				
5- 17	0- 1	0- 1	OVERALL	0- 2	0- 3	5- 10				
4- 3	0- 0	0- 0	HOME	0- 1	0- 0	4- 2				
0- 10	0- 0	0- 1	AWAY	0- 0	0- 3	0- 6				
1- 4	0- 1	0- 0	NEUTRAL	0- 1	0- 0	1- 2				
3- 9	0- 1	0- 1	NON-CONFERENCE	0- 1	0- 2	3- 4				
2- 0	0- 0	0- 0	HOME	0- 0	0- 0	2- 0				
0- 5	0- 0	0- 1	AWAY	0- 0	0- 2	0- 2				
1- 4	0- 1	0- 0	NEUTRAL	0- 1	0- 0	1- 2				
2- 8	0- 0	0- 0	CONFERENCE	0- 1	0- 1	2- 6				
2- 3	0- 0	0- 0	HOME	0- 1	0- 0	2- 2				
0- 5	0- 0	0- 0	AWAY	0- 0	0- 1	0- 4				
0- 0	0- 0	0- 0	NEUTRAL	0- 0	0- 0	0- 0				

RPI 1-25			RPI 26-50			RPI 51-100			RPI 101+ Team's RPI: 305		
RPI	S	Opponent	Score	RPI	S	Opponent	Score	RPI	S	Opponent	Score
23	N	Michigan St.	51 75	42	A	Georgia Tech	35 60	71	H	FGCU	46 69
								93	N	Idaho St.	49 60
								125	A	Seton Hall	80 102
								136	A	Georgia St.	73 79
								140	A	North Ala.	55 80
								160	A	Mercer	48 64
								196	A	East Carolina	56 68
								206	A	Stetson	69 76
								209	H	Furman	74 63
								238	N	Bethune-Cookman	61 64
								242	H	Liberty	61 67
								247	A	Jacksonville	53 68
								247	H	Jacksonville	75 55
								274	A	North Florida	66 74
								274	H	North Florida	60 71
								284	H	Ga. Southern	78 59
								311	N	UMBC	53 57
								312	A	NJIT	60 66
								312	H	NJIT	70 47
								341	N	N.C. Central	78 54
LAST 12 Division I GAMES:											
274	A	North Florida	66 74	71	H	FGCU	46 69				
312	H	NJIT	70 47	242	H	Liberty	61 67				
247	A	Jacksonville	53 68	247	H	Jacksonville	75 55				
206	A	Stetson	69 76	312	A	NJIT	60 66				
274	H	North Florida	60 71	341	N	N.C. Central	78 54				
140	A	North Ala.	55 80	238	N	Bethune-Cookman	61 64				

Non-Div I Games: Middle Ga. St. 80 70

Kennesaw St.

Loss, Non-Conf, S Site, H Home A Away N Neutral

Average RPI Win:	202	WON-LOST	WINNING	LAST 10	STRENGTH OF	OPP. STRENGTH	TEAM	ADJ.	CONF.	ADJ CONF.
Average RPI Loss:	69	RECORD	PCT. RANK	GAMES	SCHEDULE	OF SCHEDULE	RPI	RPI	RPI	RPI
DIV. I ONLY	12- 9	131	1- 0	66	107	79	79	7	7	
DIV. I NON-CONF.	6- 4	125	0- 0	161	147	102	102	8	8	
TOTALS	RPI 1-25	RPI 26-50	W-L RECORDS	RPI 51-100	RPI 101-150	RPI 150+				
12- 9	0- 1	0- 4	OVERALL	2- 2	2- 0	8- 2				
7- 2	0- 0	0- 1	HOME	1- 0	2- 0	4- 1				
5- 7	0- 1	0- 3	AWAY	1- 2	0- 0	4- 1				
0- 0	0- 0	0- 0	NEUTRAL	0- 0	0- 0	0- 0				
6- 4	0- 1	0- 1	NON-CONFERENCE	0- 1	1- 0	5- 1				
3- 1	0- 0	0- 0	HOME	0- 0	1- 0	2- 1				
3- 3	0- 1	0- 1	AWAY	0- 1	0- 0	3- 0				
0- 0	0- 0	0- 0	NEUTRAL	0- 0	0- 0	0- 0				
6- 5	0- 0	0- 3	CONFERENCE	2- 1	1- 0	3- 1				
4- 1	0- 0	0- 1	HOME	1- 0	1- 0	2- 0				
2- 4	0- 0	0- 2	AWAY	1- 1	0- 0	1- 1				
0- 0	0- 0	0- 0	NEUTRAL	0- 0	0- 0	0- 0				

RPI 1-25				RPI 26-50				RPI 51-100				Team's RPI: 79		RPI 101+			
RPI	S	Opponent	Score	RPI	S	Opponent	Score	RPI	S	Opponent	Score			RPI	S	Opponent	Score
7	A	NC State	61 78	26	H	Central Mich.	75 82	59	A	Miami (OH)	63 79			114	H	Youngstown St.	62 34
				30	A	North Carolina	60 73	72	A	Toledo	58 47			139	H	Akron	73 58
				32	A	Buffalo	66 75	77	A	Wright St.	55 61			165	H	Duquesne	72 77
				33	A	Ohio	81 83	99	H	Northern Ill.	87 78			192	A	Ball St.	44 48
														194	A	Eastern Mich.	67 54
														194	H	Eastern Mich.	71 64
														216	A	Robert Morris	54 46
														231	A	St. Bonaventure	76 64
														272	H	Northern Ky.	62 61
														276	H	Western Mich.	55 51
														299	H	Oakland	75 65
														312	A	NJIT	57 40
LAST 12 Division I GAMES:																	
				194	A	Eastern Mich.	67 54	26	H	Central Mich.	75 82						
				32	A	Buffalo	66 75	33	A	Ohio	81 83						
				276	H	Western Mich.	55 51	72	A	Toledo	58 47						
				139	H	Akron	73 58	99	H	Northern Ill.	87 78						
				59	A	Miami (OH)	63 79	194	H	Eastern Mich.	71 64						
				192	A	Ball St.	44 48	312	A	NJIT	57 40						

Non-Div I Games: Clarion 92 38

Kent St.

Kentucky

Through Games Of Feb. 15, 2019

Average RPI Win:	144	WON-LOST	WINNING	LAST 10	STRENGTH OF	OPP. STRENGTH	TEAM	ADJ.	CONF.	ADJ CONF.
Average RPI Loss:	49	RECORD	PCT. RANK	GAMES	SCHEDULE	OF SCHEDULE	RPI	RPI	RPI	RPI
DIV. I ONLY	20- 5	27	1- 0	59	39	22	22	5	5	
DIV. I NON-CONF.	13- 1	9	0- 0	106	72	17	17	5	5	
TOTALS	RPI 1-25	RPI 26-50	W-L RECORDS	RPI 51-100	RPI 101-150	RPI 150+				
20- 5	1- 4	2- 0	OVERALL	5- 0	4- 0	8- 1				
13- 2	1- 1	0- 0	HOME	2- 0	2- 0	8- 1				
4- 3	0- 3	0- 0	AWAY	3- 0	1- 0	0- 0				
3- 0	0- 0	2- 0	NEUTRAL	0- 0	1- 0	0- 0				
13- 1	0- 1	2- 0	NON-CONFERENCE	2- 0	3- 0	6- 0				
10- 0	0- 0	0- 0	HOME	2- 0	2- 0	6- 0				
0- 1	0- 1	0- 0	AWAY	0- 0	0- 0	0- 0				
3- 0	0- 0	2- 0	NEUTRAL	0- 0	1- 0	0- 0				
7- 4	1- 3	0- 0	CONFERENCE	3- 0	1- 0	2- 1				
3- 2	1- 1	0- 0	HOME	0- 0	0- 0	2- 1				
4- 2	0- 2	0- 0	AWAY	3- 0	1- 0	0- 0				
0- 0	0- 0	0- 0	NEUTRAL	0- 0	0- 0	0- 0				

RPI 1-25				RPI 26-50				RPI 51-100				RPI 101+			
RPI	S	Opponent	Score	RPI	S	Opponent	Score	RPI	S	Opponent	Score	RPI	S	Opponent	Score
3	A	Louisville	75 80	30	N	North Carolina	85 75	51	H	Middle Tenn.	72 55	130	H	High Point	71 49
10	A	Mississippi St.	71 86	43	N	UCLA	75 74	53	A	Tennessee	73 71	134	A	Alabama	68 53
14	H	South Carolina	70 74					57	A	Auburn	78 68	135	H	Morehead St.	87 57
19	A	Texas A&M	71 73					60	A	LSU	64 60	149	N	South Fla.	85 63
24	H	Missouri	52 41					100	H	Virginia	63 51	185	H	Southern U.	91 41
												186	H	Vanderbilt	77 55
												198	H	Ole Miss	49 55
												217	H	Florida	62 51
												226	H	Sacred Heart	71 43
												229	H	Rhode Island	75 52
												252	H	Alabama St.	87 35
												279	H	Murray St.	88 49
												339	H	Western Caro.	99 39
LAST 12 Division I GAMES:															
134	A	Alabama	68 53	60	A	LSU	64 60								
57	A	Auburn	78 68	198	H	Ole Miss	49 55								
217	H	Florida	62 51	53	A	Tennessee	73 71								
14	H	South Carolina	70 74	10	A	Mississippi St.	71 86								
19	A	Texas A&M	71 73	186	H	Vanderbilt	77 55								
24	H	Missouri	52 41	226	H	Sacred Heart	71 43								

Non-Div I Games:

Kentucky

■ Loss,
 ■ Non-Conf, S Site,
 ■ Home
 ■ Away
 N Neutral

Average RPI Win:	292	WON-LOST	WINNING	LAST 10	STRENGTH OF	OPP. STRENGTH	TEAM	ADJ.	CONF.	ADJ CONF.
Average RPI Loss:	265	RECORD	PCT. RANK	GAMES	SCHEDULE	OF SCHEDULE	RPI	RPI	RPI	RPI
DIV. I ONLY	2- 20	343	1- 0	347	349	351	351	31	31	
DIV. I NON-CONF.	1- 10	330	0- 0	338	344	351	351	31	31	
TOTALS	RPI 1-25	RPI 26-50	W-L RECORDS	RPI 51-100	RPI 101-150	RPI 150+				
2- 20	0- 0	0- 1	OVERALL	0- 0	0- 0	2- 19				
2- 8	0- 0	0- 0	HOME	0- 0	0- 0	2- 8				
0- 11	0- 0	0- 1	AWAY	0- 0	0- 0	0- 10				
0- 1	0- 0	0- 0	NEUTRAL	0- 0	0- 0	0- 1				
1- 10	0- 0	0- 1	NON-CONFERENCE	0- 0	0- 0	1- 9				
1- 3	0- 0	0- 0	HOME	0- 0	0- 0	1- 3				
0- 6	0- 0	0- 1	AWAY	0- 0	0- 0	0- 5				
0- 1	0- 0	0- 0	NEUTRAL	0- 0	0- 0	0- 1				
1- 10	0- 0	0- 0	CONFERENCE	0- 0	0- 0	1- 10				
1- 5	0- 0	0- 0	HOME	0- 0	0- 0	1- 5				
0- 5	0- 0	0- 0	AWAY	0- 0	0- 0	0- 5				
0- 0	0- 0	0- 0	NEUTRAL	0- 0	0- 0	0- 0				

RPI S	Opponent	Score	RPI S	Opponent	Score	RPI S	Opponent	Score	RPI S	Opponent	Score	Team's RPI: 351
			49 A	Michigan	38 83				153 A	Lehigh	38 72	
									161 N	UC Irvine	71 84	
									215 H	Saint Francis (PA)	66 80	
									216 H	Robert Morris	37 89	
									226 A	Sacred Heart	53 75	
									263 A	Mt. St. Mary's	45 61	
									263 H	Mt. St. Mary's	71 61	
									264 H	St. Francis Brooklyn	67 79	
									292 H	Army West Point	42 57	
									293 A	Fairfield	43 71	
									297 A	Manhattan	46 61	
									303 A	Central Conn. St.	57 63	
									307 A	Bryant	62 69	
									308 A	Wagner	62 72	
									308 H	Wagner	62 66	
									312 H	NJIT	51 72	
									320 H	Lafayette	55 50	
									326 H	UMass Lowell	64 69	
									329 A	Saint Peter's	59 86	
									338 A	Grand Canyon	62 65	
									344 H	Fairleigh Dickinson	52 69	
LAST 12 Division I GAMES:												
263 H	Mt. St. Mary's	71 61	344 H	Fairleigh Dickinson	52 69							
308 H	Wagner	62 66	216 H	Robert Morris	37 89							
308 A	Wagner	62 72	215 H	Saint Francis (PA)	66 80							
303 A	Central Conn. St.	57 63	226 A	Sacred Heart	53 75							
263 A	Mt. St. Mary's	45 61	307 A	Bryant	62 69							
264 H	St. Francis Brooklyn	67 79	320 H	Lafayette	55 50							

Non-Div I Games:

LIU Brooklyn

■ Loss,
 ■ Non-Conf,
 ■ S Site,
 ■ H Home
 ■ A Away
 N Neutral

Average RPI Win:	145	WON-LOST	WINNING	LAST 10	STRENGTH OF	OPP. STRENGTH	TEAM	ADJ.	CONF.	ADJ CONF.
Average RPI Loss:	57	RECORD	PCT. RANK	GAMES	SCHEDULE	OF SCHEDULE	RPI	RPI	RPI	RPI
DIV. I ONLY	14- 9	113	0- 1	22	61	60	60	5	5	
DIV. I NON-CONF.	9- 3	61	0- 0	104	126	70	70	5	5	
TOTALS	RPI 1-25	RPI 26-50	W-L RECORDS	RPI 51-100	RPI 101-150	RPI 150+				
14- 9	3- 4	1- 1	OVERALL	1- 1	3- 3	6- 0				
10- 5	2- 3	1- 0	HOME	1- 0	2- 2	4- 0				
4- 4	1- 1	0- 1	AWAY	0- 1	1- 1	2- 0				
0- 0	0- 0	0- 0	NEUTRAL	0- 0	0- 0	0- 0				
9- 3	1- 0	1- 1	NON-CONFERENCE	0- 0	2- 2	5- 0				
7- 2	0- 0	1- 0	HOME	0- 0	2- 2	4- 0				
2- 1	1- 0	0- 1	AWAY	0- 0	0- 0	1- 0				
0- 0	0- 0	0- 0	NEUTRAL	0- 0	0- 0	0- 0				
5- 6	2- 4	0- 0	CONFERENCE	1- 1	1- 1	1- 0				
3- 3	2- 3	0- 0	HOME	1- 0	0- 0	0- 0				
2- 3	0- 1	0- 0	AWAY	0- 1	1- 1	1- 0				
0- 0	0- 0	0- 0	NEUTRAL	0- 0	0- 0	0- 0				

RPI S	Opponent	Score	RPI S	Opponent	Score	RPI S	Opponent	Score	RPI S	Opponent	Score
10	H Mississippi St.	35 68	28	A Rutgers	43 57	53	A Tennessee	65 74	107	A Georgia	50 63
14	H South Carolina	53 76	50	H Little Rock	60 45	83	H Arkansas	71 34	123	H Northern Colo.	62 57
18	A Florida St.	58 45							129	H Kansas	61 68
19	A Texas A&M	55 59							131	H Tulane	54 56
19	H Texas A&M	63 52							134	A Alabama	62 56
22	H Kentucky	60 64							149	H South Fla.	78 49
24	H Missouri	61 51							180	H Nicholls St.	76 44
									182	H Sam Houston St.	66 52
									198	A Ole Miss	55 41
									253	A Louisiana	76 54
									287	H Southeastern La.	72 52
									327	H McNeese	86 36
LAST 12 Division I GAMES:											
19	A Texas A&M	55 59	22	H Kentucky	60 64						
83	H Arkansas	71 34	14	H South Carolina	53 76						
24	H Missouri	61 51	198	A Ole Miss	55 41						
10	H Mississippi St.	35 68	19	H Texas A&M	63 52						
53	A Tennessee	65 74	107	A Georgia	50 63						
134	A Alabama	62 56	149	H South Fla.	78 49						

Non-Div I Games:

LSU

■ Loss,
 ■ Non-Conf,
 ■ S Site,
 ■ H Home
 ■ A Away
 N Neutral

Average RPI Win: 222	WON-LOST	WINNING	LAST 10	STRENGTH OF	OPP. STRENGTH	TEAM	ADJ.	CONF.	ADJ CONF.
Average RPI Loss: 145	RECORD	PCT. RANK	GAMES	SCHEDULE	OF SCHEDULE	RPI	RPI	RPI	RPI
DIV. I ONLY	4- 22	329	0- 1	106	193	285	285	17	17
DIV. I NON-CONF.	3- 11	292	0- 0	49	211	215	215	16	16
TOTALS	RPI 1-25	RPI 26-50	W-L RECORDS	RPI 51-100	RPI 101-150	RPI 150+			
4- 22	0- 0	0- 2	OVERALL	0- 3	1- 6	3- 11			
2- 8	0- 0	0- 0	HOME	0- 2	0- 1	2- 5			
0- 14	0- 0	0- 2	AWAY	0- 1	0- 5	0- 6			
2- 0	0- 0	0- 0	NEUTRAL	0- 0	1- 0	1- 0			
3- 11	0- 0	0- 2	NON-CONFERENCE	0- 3	1- 3	2- 3			
1- 3	0- 0	0- 0	HOME	0- 2	0- 0	1- 1			
0- 8	0- 0	0- 2	AWAY	0- 1	0- 3	0- 2			
2- 0	0- 0	0- 0	NEUTRAL	0- 0	1- 0	1- 0			
1- 11	0- 0	0- 0	CONFERENCE	0- 0	0- 3	1- 8			
1- 5	0- 0	0- 0	HOME	0- 0	0- 1	1- 4			
0- 6	0- 0	0- 0	AWAY	0- 0	0- 2	0- 4			
0- 0	0- 0	0- 0	NEUTRAL	0- 0	0- 0	0- 0			

RPI S	Opponent	Score	RPI S	Opponent	Score	RPI S	Opponent	Score	RPI S	Opponent	Score	Team's RPI: 285
27	A Oregon St.	46 100	62	A Penn	34 65	102	A VCU	38 68				
41	A Villanova	68 81	80	H Drexel	43 58	104	A Harvard	43 88				
			95	H St. John's (NY)	57 83	108	A Providence	47 77				
						110	A Towson	68 92				
						116	A Dayton	45 84				
						117	N Pepperdine	62 55				
						121	H Fordham	54 65				
						154	A Davidson	61 80				
						165	H Duquesne	62 66				
						166	A Temple	47 75				
						184	A Saint Louis	58 69				
						204	H Massachusetts	60 74				
						205	H George Washington	59 67				
						214	A George Mason	42 59				
						216	A Robert Morris	39 67				
						229	H Rhode Island	77 71				
						230	H Howard	54 57				
						237	A Saint Joseph's	57 60				
						255	H Richmond	60 74				
						270	H Norfolk St.	62 52				
						272	N Northern Ky.	74 56				
LAST 12 Division I GAMES:												
214	A George Mason	42 59	165	H Duquesne	62 66							
184	A Saint Louis	58 69	237	A Saint Joseph's	57 60							
229	H Rhode Island	77 71	205	H George Washington	59 67							
154	A Davidson	61 80	204	H Massachusetts	60 74							
121	H Fordham	54 65	102	A VCU	38 68							
255	H Richmond	60 74	116	A Dayton	45 84							

Non-Div I Games:

La Salle

■ Loss,
 ■ Non-Conf,
 ■ S Site,
 ■ H Home
 ■ A Away
 N Neutral

Average RPI Win:	309	WON-LOST	WINNING	LAST 10	STRENGTH OF	OPP. STRENGTH	TEAM	ADJ.	CONF.	ADJ CONF.
Average RPI Loss:	177	RECORD	PCT. RANK	GAMES	SCHEDULE	OF SCHEDULE	RPI	RPI	RPI	RPI
DIV. I ONLY	6- 14	277	1- 0	326	217	298	298	12	12	
DIV. I NON-CONF.	4- 5	190	0- 0	351	331	325	325	15	15	
TOTALS	RPI 1-25	RPI 26-50	W-L RECORDS	RPI 51-100	RPI 101-150	RPI 150+				
6- 14	0- 0	0- 1	OVERALL	0- 1	0- 5	6- 7				
3- 4	0- 0	0- 0	HOME	0- 0	0- 2	3- 2				
3- 10	0- 0	0- 1	AWAY	0- 1	0- 3	3- 5				
0- 0	0- 0	0- 0	NEUTRAL	0- 0	0- 0	0- 0				
4- 5	0- 0	0- 0	NON-CONFERENCE	0- 0	0- 1	4- 4				
2- 1	0- 0	0- 0	HOME	0- 0	0- 0	2- 1				
2- 4	0- 0	0- 0	AWAY	0- 0	0- 1	2- 3				
0- 0	0- 0	0- 0	NEUTRAL	0- 0	0- 0	0- 0				
2- 9	0- 0	0- 1	CONFERENCE	0- 1	0- 4	2- 3				
1- 3	0- 0	0- 0	HOME	0- 0	0- 2	1- 1				
1- 6	0- 0	0- 1	AWAY	0- 1	0- 2	1- 2				
0- 0	0- 0	0- 0	NEUTRAL	0- 0	0- 0	0- 0				

RPI 1-25			RPI 26-50			RPI 51-100			RPI 101+ Team's RPI: 298		
RPI	S	Opponent	Score	RPI	S	Opponent	Score	RPI	S	Opponent	Score
				50	A	Little Rock	44 63	97	A	Troy	56 78
								111	A	South Alabama	49 77
								136	A	Georgia St.	46 68
								136	H	Georgia St.	41 56
								142	H	Appalachian St.	58 80
								148	A	Texas Tech	42 86
								180	H	Nicholls St.	54 55
								183	A	Arkansas St.	54 64
								193	H	Coastal Caro.	54 79
								221	A	SMU	38 49
								253	A	Louisiana	45 52
								284	A	Ga. Southern	80 62
								284	H	Ga. Southern	58 57
								287	A	Southeastern La.	42 49
								310	H	Mississippi Val.	72 65
								316	A	New Orleans	57 44
								327	H	McNeese	69 60
								330	A	Northwestern St.	63 55
								337	A	Houston Baptist	60 68
LAST 12 Division I GAMES:											
284	A	Ga. Southern	80 62	253	A	Louisiana	45 52				
136	A	Georgia St.	46 68	136	H	Georgia St.	41 56				
142	H	Appalachian St.	58 80	284	H	Ga. Southern	58 57				
193	H	Coastal Caro.	54 79	183	A	Arkansas St.	54 64				
111	A	South Alabama	49 77	50	A	Little Rock	44 63				
97	A	Troy	56 78	337	A	Houston Baptist	60 68				

Non-Div I Games: LSU-Alexandria 93 62 Ark.-Monticello 70 39

La.-Monroe

■ Loss,
 ■ Non-Conf, S Site,
 ■ Home
 ■ Away
 N Neutral

Lafayette

Through Games Of Feb. 15, 2019

Average RPI Win:	257	WON-LOST	WINNING	LAST 10	STRENGTH OF	OPP. STRENGTH	TEAM	ADJ.	CONF.	ADJ CONF.
Average RPI Loss:	218	RECORD	PCT. RANK	GAMES	SCHEDULE	OF SCHEDULE	RPI	RPI	RPI	RPI
DIV. I ONLY	7- 16	273	0- 1	312	302	320	320	18	18	
DIV. I NON-CONF.	5- 6	177	0- 1	348	342	333	333	22	22	
TOTALS	RPI 1-25	RPI 26-50	W-L RECORDS	RPI 51-100	RPI 101-150	RPI 150+				
7- 16	0- 0	0- 2	OVERALL	0- 1	0- 2	7- 11				
5- 6	0- 0	0- 1	HOME	0- 0	0- 1	5- 4				
2- 9	0- 0	0- 1	AWAY	0- 1	0- 0	2- 7				
0- 1	0- 0	0- 0	NEUTRAL	0- 0	0- 1	0- 0				
5- 6	0- 0	0- 0	NON-CONFERENCE	0- 0	0- 1	5- 5				
3- 2	0- 0	0- 0	HOME	0- 0	0- 0	3- 2				
2- 3	0- 0	0- 0	AWAY	0- 0	0- 0	2- 3				
0- 1	0- 0	0- 0	NEUTRAL	0- 0	0- 1	0- 0				
2- 10	0- 0	0- 2	CONFERENCE	0- 1	0- 1	2- 6				
2- 4	0- 0	0- 1	HOME	0- 0	0- 1	2- 2				
0- 6	0- 0	0- 1	AWAY	0- 1	0- 0	0- 4				
0- 0	0- 0	0- 0	NEUTRAL	0- 0	0- 0	0- 0				

RPI S	Opponent	Score	RPI S	Opponent	Score	RPI S	Opponent	Score	RPI S	Opponent	Score	Team's RPI: 320
			39 A	Bucknell	43 75	98 A	American	45 60	138 H	Boston U.	44 47	
			39 H	Bucknell	47 56				144 N	Delaware	47 65	
									153 H	Lehigh	43 70	
									207 A	Holy Cross	53 56	
									207 H	Holy Cross	73 63	
									208 H	Navy	55 42	
									234 H	Albany (NY)	67 66	
									239 H	Monmouth	73 69	
									256 H	Binghamton	59 50	
									258 A	Colgate	49 60	
									260 H	Cornell	59 62	
									292 A	Army West Point	50 65	
									292 H	Army West Point	40 64	
									294 A	Fla. Atlantic	49 53	
									297 A	Manhattan	49 60	
									302 A	Loyola Maryland	50 62	
									308 A	Wagner	66 43	
									329 H	Saint Peter's	60 62	
									344 A	Fairleigh Dickinson	63 57	
									351 A	LIU Brooklyn	50 55	
LAST 12 Division I GAMES:												
144 N	Delaware	47 65	208 H	Navy	55 42							
292 H	Army West Point	40 64	302 A	Loyola Maryland	50 62							
39 A	Bucknell	43 75	292 A	Army West Point	50 65							
207 A	Holy Cross	53 56	39 H	Bucknell	47 56							
138 H	Boston U.	44 47	258 A	Colgate	49 60							
98 A	American	45 60	207 H	Holy Cross	73 63							

Non-Div I Games:

Lafayette

■ Loss,
 ■ Non-Conf,
 S Site,
 ■ Home
 ■ Away
 N Neutral

Lamar University

Through Games Of Feb. 15, 2019

Average RPI Win:	238	WON-LOST	WINNING	LAST 10	STRENGTH OF	OPP. STRENGTH	TEAM	ADJ.	CONF.	ADJ CONF.
Average RPI Loss:	66	RECORD	PCT. RANK	GAMES	SCHEDULE	OF SCHEDULE	RPI	RPI	RPI	RPI
DIV. I ONLY	14- 5	58	0- 0	163	229	66	66	25	25	
DIV. I NON-CONF.	3- 4	199	0- 0	9	25	28	28	23	23	
TOTALS	RPI 1-25	RPI 26-50	W-L RECORDS	RPI 51-100	RPI 101-150	RPI 150+				
14- 5	1- 1	0- 1	OVERALL	1- 2	0- 0	12- 1				
6- 0	0- 0	0- 0	HOME	1- 0	0- 0	5- 0				
8- 4	1- 1	0- 0	AWAY	0- 2	0- 0	7- 1				
0- 1	0- 0	0- 1	NEUTRAL	0- 0	0- 0	0- 0				
3- 4	1- 1	0- 1	NON-CONFERENCE	1- 1	0- 0	1- 1				
1- 0	0- 0	0- 0	HOME	1- 0	0- 0	0- 0				
2- 3	1- 1	0- 0	AWAY	0- 1	0- 0	1- 1				
0- 1	0- 0	0- 1	NEUTRAL	0- 0	0- 0	0- 0				
11- 1	0- 0	0- 0	CONFERENCE	0- 1	0- 0	11- 0				
5- 0	0- 0	0- 0	HOME	0- 0	0- 0	5- 0				
6- 1	0- 0	0- 0	AWAY	0- 1	0- 0	6- 0				
0- 0	0- 0	0- 0	NEUTRAL	0- 0	0- 0	0- 0				

RPI 1-25				RPI 26-50				RPI 51-100 Team's RPI: 66				RPI 101+			
RPI	S	Opponent	Score	RPI	S	Opponent	Score	RPI	S	Opponent	Score	RPI	S	Opponent	Score
10	A	Mississippi St.	53 104	33	N	Ohio	62 87	56	A	Kansas St.	55 73	157	A	Abilene Christian	63 60
19	A	Texas A&M	74 68					61	A	SFA	58 70	172	A	Denver	110 117
								88	H	Pacific	82 66	180	H	Nicholls St.	78 65
												182	A	Sam Houston St.	83 72
												253	A	Louisiana	79 77
												265	H	A&M-Corpus Christi	76 58
												281	H	Central Ark.	57 37
												287	H	Southeastern La.	94 54
												314	A	Incarinate Word	77 51
												316	A	New Orleans	79 57
												327	A	McNeese	64 62
												330	A	Northwestern St.	94 70
												337	H	Houston Baptist	63 50
LAST 12 Division I GAMES:															
330	A	Northwestern St.	94 70	314	A	Incarinate Word	77 51								
61	A	SFA	58 70	287	H	Southeastern La.	94 54								
157	A	Abilene Christian	63 60	281	H	Central Ark.	57 37								
327	A	McNeese	64 62	316	A	New Orleans	79 57								
180	H	Nicholls St.	78 65	265	H	A&M-Corpus Christi	76 58								
182	A	Sam Houston St.	83 72	337	H	Houston Baptist	63 50								

Non-Div I Games: LeTourneau 104 27 Louisiana Col. 94 43 McMurry 100 37 Howard Payne 93 37
Lamar University

Loss, Non-Conf, S Site, H Home A Away N Neutral

Average RPI Win:	264	WON-LOST	WINNING	LAST 10	STRENGTH OF	OPP. STRENGTH	TEAM	ADJ.	CONF.	ADJ CONF.
Average RPI Loss:	81	RECORD	PCT. RANK	GAMES	SCHEDULE	OF SCHEDULE	RPI	RPI	RPI	RPI
DIV. I ONLY	14- 8	99	0- 1	180	227	153	153	18	18	
DIV. I NON-CONF.	7- 3	83	0- 1	212	256	150	150	22	22	
TOTALS	RPI 1-25	RPI 26-50	W-L RECORDS	RPI 51-100	RPI 101-150	RPI 150+				
14- 8	0- 1	0- 3	OVERALL	0- 1	0- 2	14- 1				
9- 5	0- 0	0- 2	HOME	0- 1	0- 1	9- 1				
5- 3	0- 1	0- 1	AWAY	0- 0	0- 1	5- 0				
0- 0	0- 0	0- 0	NEUTRAL	0- 0	0- 0	0- 0				
7- 3	0- 1	0- 1	NON-CONFERENCE	0- 0	0- 0	7- 1				
5- 2	0- 0	0- 1	HOME	0- 0	0- 0	5- 1				
2- 1	0- 1	0- 0	AWAY	0- 0	0- 0	2- 0				
0- 0	0- 0	0- 0	NEUTRAL	0- 0	0- 0	0- 0				
7- 5	0- 0	0- 2	CONFERENCE	0- 1	0- 2	7- 0				
4- 3	0- 0	0- 1	HOME	0- 1	0- 1	4- 0				
3- 2	0- 0	0- 1	AWAY	0- 0	0- 1	3- 0				
0- 0	0- 0	0- 0	NEUTRAL	0- 0	0- 0	0- 0				

RPI S	Opponent	Score	RPI S	Opponent	Score	RPI S	Opponent	Score	RPI S	Opponent	Score	Team's RPI: 153
1	A Notre Dame	68 95	39	A Bucknell	53 71	98	H American	53 61	138	A Boston U.	45 58	
			39	H Bucknell	68 73				138	H Boston U.	48 52	
			41	H Villanova	48 70				151	H Charlotte	60 62	
									207	H Holy Cross	64 55	
									208	A Navy	56 38	
									208	H Navy	66 55	
									226	H Sacred Heart	70 66	
									239	H Monmouth	63 48	
									256	A Binghamton	65 55	
									258	H Colgate	86 58	
									260	H Cornell	67 54	
									270	H Norfolk St.	62 41	
									292	A Army West Point	73 50	
									302	H Loyola Maryland	51 42	
									303	A Central Conn. St.	88 62	
									320	A Lafayette	70 43	
									351	H LIU Brooklyn	72 38	
LAST 12 Division I GAMES:												
151	H Charlotte	60 62	258	H Colgate	86 58							
39	H Bucknell	68 73	98	H American	53 61							
138	H Boston U.	48 52	39	A Bucknell	53 71							
208	H Navy	66 55	138	A Boston U.	45 58							
302	H Loyola Maryland	51 42	207	H Holy Cross	64 55							
292	A Army West Point	73 50	208	A Navy	56 38							

Non-Div I Games: Kutztown 73 39

Lehigh

■ Loss,
 ■ Non-Conf,
 ■ S Site,
 ■ H Home
 ■ A Away
 N Neutral

Liberty

Through Games Of Feb. 15, 2019

Average RPI Win:	269	WON-LOST	WINNING	LAST 10	STRENGTH OF	OPP. STRENGTH	TEAM	ADJ.	CONF.	ADJ CONF.
Average RPI Loss:	159	RECORD	PCT. RANK	GAMES	SCHEDULE	OF SCHEDULE	RPI	RPI	RPI	RPI
DIV. I ONLY	9- 14	236	0- 1	230	239	242	242	24	24	
DIV. I NON-CONF.	3- 9	271	0- 1	136	220	252	252	26	26	
TOTALS	RPI 1-25	RPI 26-50	W-L RECORDS	RPI 51-100	RPI 101-150	RPI 150+				
9- 14	0- 1	0- 1	OVERALL	0- 3	0- 1	9- 8				
4- 5	0- 0	0- 1	HOME	0- 2	0- 0	4- 2				
4- 6	0- 0	0- 0	AWAY	0- 1	0- 1	4- 4				
1- 3	0- 1	0- 0	NEUTRAL	0- 0	0- 0	1- 2				
3- 9	0- 1	0- 1	NON-CONFERENCE	0- 1	0- 1	3- 5				
1- 2	0- 0	0- 1	HOME	0- 1	0- 0	1- 0				
1- 4	0- 0	0- 0	AWAY	0- 0	0- 1	1- 3				
1- 3	0- 1	0- 0	NEUTRAL	0- 0	0- 0	1- 2				
6- 5	0- 0	0- 0	CONFERENCE	0- 2	0- 0	6- 3				
3- 3	0- 0	0- 0	HOME	0- 1	0- 0	3- 2				
3- 2	0- 0	0- 0	AWAY	0- 1	0- 0	3- 1				
0- 0	0- 0	0- 0	NEUTRAL	0- 0	0- 0	0- 0				

RPI 1-25			RPI 26-50			RPI 51-100			RPI 101+ Team's RPI: 242		
RPI	S	Opponent	Score	RPI	S	Opponent	Score	RPI	S	Opponent	Score
15	N	UCF	45 53	37	H	James Madison	53 74	68	H	Virginia Tech	61 72
								71	A	FGCU	50 68
								71	H	FGCU	64 65
								143	A	Chattanooga	60 75
								151	N	Charlotte	61 63
								165	N	Duquesne	55 51
								196	A	East Carolina	63 66
								206	A	Stetson	52 69
								206	H	Stetson	56 68
								215	H	Saint Francis (PA)	82 53
								238	A	Bethune-Cookman	76 81
								247	A	Jacksonville	85 75
								247	H	Jacksonville	52 64
								254	A	ETSU	89 86
								270	N	Norfolk St.	53 66
								274	H	North Florida	69 53
								305	A	Kennesaw St.	67 61
								308	A	UNC Greensboro	45 48
								312	H	NJIT	58 47
								325	A	Lipscomb	77 60
								325	H	Lipscomb	74 60
LAST 12 Division I GAMES:											
270	N	Norfolk St.	53 66	247	A	Jacksonville	85 75				
325	H	Lipscomb	74 60	274	H	North Florida	69 53				
71	H	FGCU	64 65	305	A	Kennesaw St.	67 61				
206	H	Stetson	56 68	247	H	Jacksonville	52 64				
312	H	NJIT	58 47	206	A	Stetson	52 69				
325	A	Lipscomb	77 60	71	A	FGCU	50 68				

Non-Div I Games: West Chester 61 42

Liberty

Loss, Non-Conf, S Site, H Home A Away N Neutral

Average RPI Win: 280	WON-LOST	WINNING	LAST 10	STRENGTH OF	OPP. STRENGTH	TEAM	ADJ.	CONF.	ADJ CONF.
Average RPI Loss: 187	RECORD	PCT. RANK	GAMES	SCHEDULE	OF SCHEDULE	RPI	RPI	RPI	RPI
DIV. I ONLY	3- 21	338	0- 1	198	296	325	325	24	24
DIV. I NON-CONF.	2- 11	316	0- 0	137	283	285	285	26	26
TOTALS	RPI 1-25	RPI 26-50	W-L RECORDS	RPI 51-100	RPI 101-150	RPI 150+			
3- 21	0- 0	0- 1	OVERALL	0- 3	0- 5	3- 12			
2- 8	0- 0	0- 0	HOME	0- 0	0- 3	2- 5			
1- 13	0- 0	0- 1	AWAY	0- 3	0- 2	1- 7			
0- 0	0- 0	0- 0	NEUTRAL	0- 0	0- 0	0- 0			
2- 11	0- 0	0- 1	NON-CONFERENCE	0- 2	0- 4	2- 4			
1- 4	0- 0	0- 0	HOME	0- 0	0- 2	1- 2			
1- 7	0- 0	0- 1	AWAY	0- 2	0- 2	1- 2			
0- 0	0- 0	0- 0	NEUTRAL	0- 0	0- 0	0- 0			
1- 10	0- 0	0- 0	CONFERENCE	0- 1	0- 1	1- 8			
1- 4	0- 0	0- 0	HOME	0- 0	0- 1	1- 3			
0- 6	0- 0	0- 0	AWAY	0- 1	0- 0	0- 5			
0- 0	0- 0	0- 0	NEUTRAL	0- 0	0- 0	0- 0			

RPI S	Opponent	Score	RPI S	Opponent	Score	RPI S	Opponent	Score	RPI S	Opponent	Score	Team's RPI: 325
46	A Clemson	26 68	69	A Belmont	43 83	107	A Georgia	45 77				
			71	A FGCU	40 82	128	H Tennessee Tech	52 67				
			78	A Cincinnati	55 71	132	H UT Martin	53 62				
						135	A Morehead St.	44 79				
						140	H North Ala.	60 81				
						200	H Jacksonville St.	46 58				
						206	A Stetson	49 76				
						206	H Stetson	65 80				
						242	A Liberty	60 74				
						242	H Liberty	60 77				
						247	A Jacksonville	47 62				
						247	H Jacksonville	61 58				
						261	A Austin Peay	58 70				
						274	A North Florida	66 72				
						274	H North Florida	53 68				
						279	A Murray St.	61 97				
						288	H Col. of Charleston	63 65				
						291	H Tennessee St.	64 62				
						301	A Alabama A&M	62 58				
						312	A NJIT	67 80				
LAST 12 Division I GAMES:												
242	A Liberty	60 74	71	A FGCU	40 82							
247	H Jacksonville	61 58	312	A NJIT	67 80							
274	A North Florida	66 72	206	H Stetson	65 80							
140	H North Ala.	60 81	274	H North Florida	53 68							
242	H Liberty	60 77	247	A Jacksonville	47 62							
206	A Stetson	49 76	135	A Morehead St.	44 79							

Non-Div I Games:

Lipscomb

■ Loss,
 ■ Non-Conf,
 ■ S Site,
 ■ Home
 ■ A Away
 N Neutral

Little Rock

Through Games Of Feb. 15, 2019

Average RPI Win:	172	WON-LOST	WINNING	LAST 10	STRENGTH OF	OPP. STRENGTH	TEAM	ADJ.	CONF.	ADJ CONF.
Average RPI Loss:	60	RECORD	PCT. RANK	GAMES	SCHEDULE	OF SCHEDULE	RPI	RPI	RPI	RPI
DIV. I ONLY	15- 8	92	1- 0	30	108	50	50	12	12	
DIV. I NON-CONF.	4- 7	228	0- 0	42	14	132	132	15	15	
TOTALS	RPI 1-25	RPI 26-50	W-L RECORDS	RPI 51-100	RPI 101-150	RPI 150+				
15- 8	0- 2	0- 1	OVERALL	3- 4	5- 1	7- 0				
8- 5	0- 2	0- 1	HOME	2- 1	1- 1	5- 0				
7- 3	0- 0	0- 0	AWAY	1- 3	4- 0	2- 0				
0- 0	0- 0	0- 0	NEUTRAL	0- 0	0- 0	0- 0				
4- 7	0- 2	0- 1	NON-CONFERENCE	0- 3	2- 1	2- 0				
1- 5	0- 2	0- 1	HOME	0- 1	0- 1	1- 0				
3- 2	0- 0	0- 0	AWAY	0- 2	2- 0	1- 0				
0- 0	0- 0	0- 0	NEUTRAL	0- 0	0- 0	0- 0				
11- 1	0- 0	0- 0	CONFERENCE	3- 1	3- 0	5- 0				
7- 0	0- 0	0- 0	HOME	2- 0	1- 0	4- 0				
4- 1	0- 0	0- 0	AWAY	1- 1	2- 0	1- 0				
0- 0	0- 0	0- 0	NEUTRAL	0- 0	0- 0	0- 0				

RPI 1-25				RPI 26-50				Team's RPI: 50		RPI 51-100				RPI 101+			
RPI	S	Opponent	Score	RPI	S	Opponent	Score		RPI	S	Opponent	Score	RPI	S	Opponent	Score	
10	H	Mississippi St.	63 98	34	H	Rice	65 79		56	H	Kansas St.	47 53	111	A	South Alabama	65 42	
19	H	Texas A&M	40 61						60	A	LSU	45 60	111	H	South Alabama	47 44	
									75	A	Missouri St.	44 48	126	H	Western Ky.	56 68	
									96	A	UT Arlington	62 61	142	A	Appalachian St.	74 59	
									96	H	UT Arlington	68 65	147	A	Tulsa	63 53	
									97	A	Troy	66 71	150	A	Louisiana Tech	69 58	
									97	H	Troy	76 72	178	H	Texas St.	62 47	
													183	H	Arkansas St.	68 55	
													193	A	Coastal Caro.	60 47	
													232	A	Memphis	63 60	
													253	H	Louisiana	62 48	
													294	H	Fla. Atlantic	61 38	
													298	H	La.-Monroe	63 44	
LAST 12 Division I GAMES:																	
				96	A	UT Arlington	62 61		96	H	UT Arlington	68 65					
				111	H	South Alabama	47 44		178	H	Texas St.	62 47					
				97	H	Troy	76 72		111	A	South Alabama	65 42					
				183	H	Arkansas St.	68 55		97	A	Troy	66 71					
				142	A	Appalachian St.	74 59		253	H	Louisiana	62 48					
				193	A	Coastal Caro.	60 47		298	H	La.-Monroe	63 44					

Non-Div I Games:

Little Rock

Loss, Non-Conf, S Site, H Home A Away N Neutral

Average RPI Win: 229	WON-LOST	WINNING	LAST 10	STRENGTH OF	OPP. STRENGTH	TEAM	ADJ.	CONF.	ADJ CONF.
Average RPI Loss: 154	RECORD	PCT. RANK	GAMES	SCHEDULE	OF SCHEDULE	RPI	RPI	RPI	RPI
DIV. I ONLY	7- 16	273	0- 1	183	180	266	266	22	22
DIV. I NON-CONF.	3- 10	278	0- 0	123	122	262	262	20	20
TOTALS	RPI 1-25	RPI 26-50	W-L RECORDS	RPI 51-100	RPI 101-150	RPI 150+			
7- 16	0- 1	0- 0	OVERALL	1- 5	0- 2	6- 8			
4- 9	0- 0	0- 0	HOME	1- 3	0- 0	3- 6			
3- 7	0- 1	0- 0	AWAY	0- 2	0- 2	3- 2			
0- 0	0- 0	0- 0	NEUTRAL	0- 0	0- 0	0- 0			
3- 10	0- 1	0- 0	NON-CONFERENCE	1- 4	0- 2	2- 3			
2- 6	0- 0	0- 0	HOME	1- 3	0- 0	1- 3			
1- 4	0- 1	0- 0	AWAY	0- 1	0- 2	1- 0			
0- 0	0- 0	0- 0	NEUTRAL	0- 0	0- 0	0- 0			
4- 6	0- 0	0- 0	CONFERENCE	0- 1	0- 0	4- 5			
2- 3	0- 0	0- 0	HOME	0- 0	0- 0	2- 3			
2- 3	0- 0	0- 0	AWAY	0- 1	0- 0	2- 2			
0- 0	0- 0	0- 0	NEUTRAL	0- 0	0- 0	0- 0			

RPI 1-25				RPI 26-50				RPI 51-100				RPI 101+ Team's RPI: 266			
RPI	S	Opponent	Score	RPI	S	Opponent	Score	RPI	S	Opponent	Score	RPI	S	Opponent	Score
4	A	Oregon	48 110					52	H	Southern California	50 86	113	A	Loyola Marymount	62 71
								58	A	Utah	59 82	146	A	Montana St.	62 85
								73	H	Arizona	43 70	161	H	UC Irvine	46 48
								81	H	UNI	64 71	163	A	UC Riverside	63 45
								82	A	UC Davis	50 70	163	H	UC Riverside	59 73
								84	H	Idaho	70 63	164	H	CSUN	37 51
												211	A	Utah St.	50 48
												240	H	Nevada	67 76
												244	H	Hawaii	56 40
												249	H	San Diego	56 60
												250	A	Cal St. Fullerton	59 53
												262	H	California Baptist	83 85
												295	A	UC Santa Barbara	54 60
												313	A	Cal Poly	59 66
												313	H	Cal Poly	61 58
												338	H	Grand Canyon	57 50
LAST 12 Division I GAMES:															
161	H	UC Irvine	46 48	163	H	UC Riverside	59 73								
244	H	Hawaii	56 40	295	A	UC Santa Barbara	54 60								
313	A	Cal Poly	59 66	313	H	Cal Poly	61 58								
250	A	Cal St. Fullerton	59 53	163	A	UC Riverside	63 45								
82	A	UC Davis	50 70	211	A	Utah St.	50 48								
164	H	CSUN	37 51	338	H	Grand Canyon	57 50								

Non-Div I Games:

Long Beach St.

Average RPI Win:	254	WON-LOST	WINNING	LAST 10	STRENGTH OF	OPP. STRENGTH	TEAM	ADJ.	CONF.	ADJ CONF.
Average RPI Loss:	215	RECORD	PCT. RANK	GAMES	SCHEDULE	OF SCHEDULE	RPI	RPI	RPI	RPI
DIV. I ONLY	3- 19	332	1- 0	253	344	340	340	28	28	
DIV. I NON-CONF.	1- 9	326	0- 0	158	339	331	331	29	29	
TOTALS	RPI 1-25	RPI 26-50	W-L RECORDS	RPI 51-100	RPI 101-150	RPI 150+				
3- 19	0- 0	0- 0	OVERALL	0- 2	0- 3	3- 14				
3- 8	0- 0	0- 0	HOME	0- 1	0- 1	3- 6				
0- 10	0- 0	0- 0	AWAY	0- 1	0- 2	0- 7				
0- 1	0- 0	0- 0	NEUTRAL	0- 0	0- 0	0- 1				
1- 9	0- 0	0- 0	NON-CONFERENCE	0- 1	0- 2	1- 6				
1- 4	0- 0	0- 0	HOME	0- 0	0- 0	1- 4				
0- 4	0- 0	0- 0	AWAY	0- 1	0- 2	0- 1				
0- 1	0- 0	0- 0	NEUTRAL	0- 0	0- 0	0- 1				
2- 10	0- 0	0- 0	CONFERENCE	0- 1	0- 1	2- 8				
2- 4	0- 0	0- 0	HOME	0- 1	0- 1	2- 2				
0- 6	0- 0	0- 0	AWAY	0- 0	0- 0	0- 6				
0- 0	0- 0	0- 0	NEUTRAL	0- 0	0- 0	0- 0				

RPI S	Opponent	Score	RPI S	Opponent	Score	RPI S	Opponent	Score	RPI S	Opponent	Score	Team's RPI: 340
						68	A Virginia Tech	39 93	102	A VCU	55 84	
						92	H Radford	34 68	115	A UNCW	33 35	
									130	H High Point	54 65	
									177	H UMES	83 71	
									179	A Hampton	40 66	
									194	H Eastern Mich.	45 64	
									196	N East Carolina	52 61	
									197	A UNC Asheville	55 80	
									215	H Saint Francis (PA)	88 91	
									236	H Campbell	60 66	
									241	A Gardner-Webb	78 80	
									241	H Gardner-Webb	85 79	
									270	A Norfolk St.	42 74	
									271	A Winthrop	69 77	
									282	H Wofford	72 101	
									308	H Wagner	60 86	
									319	H Charleston So.	74 81	
									333	A Presbyterian	66 81	
									343	A USC Upstate	67 72	
									343	H USC Upstate	80 58	
LAST 12 Division I GAMES:												
343	H	USC Upstate	80	58	197	A	UNC Asheville	55	80			
241	A	Gardner-Webb	78	80	92	H	Radford	34	68			
130	H	High Point	54	65	179	A	Hampton	40	66			
241	H	Gardner-Webb	85	79	319	H	Charleston So.	74	81			
236	H	Campbell	60	66	333	A	Presbyterian	66	81			
343	A	USC Upstate	67	72	271	A	Winthrop	69	77			

Non-Div I Games:

Longwood

■ Loss,
 ■ Non-Conf,
 ■ S Site,
 ■ H Home
 ■ A Away
 N Neutral

Average RPI Win:	246	WON-LOST	WINNING	LAST 10	STRENGTH OF	OPP. STRENGTH	TEAM	ADJ.	CONF.	ADJ CONF.
Average RPI Loss:	138	RECORD	PCT. RANK	GAMES	SCHEDULE	OF SCHEDULE	RPI	RPI	RPI	RPI
DIV. I ONLY	6- 16	288	0- 1	114	185	253	253	12	12	
DIV. I NON-CONF.	2- 8	293	0- 0	127	201	265	265	15	15	
TOTALS	RPI 1-25	RPI 26-50	W-L RECORDS	RPI 51-100	RPI 101-150	RPI 150+				
6- 16	0- 1	0- 1	OVERALL	0- 5	2- 2	4- 7				
5- 5	0- 0	0- 0	HOME	0- 3	2- 0	3- 2				
1- 10	0- 1	0- 1	AWAY	0- 2	0- 2	1- 4				
0- 1	0- 0	0- 0	NEUTRAL	0- 0	0- 0	0- 1				
2- 8	0- 1	0- 0	NON-CONFERENCE	0- 3	0- 0	2- 4				
1- 3	0- 0	0- 0	HOME	0- 2	0- 0	1- 1				
1- 4	0- 1	0- 0	AWAY	0- 1	0- 0	1- 2				
0- 1	0- 0	0- 0	NEUTRAL	0- 0	0- 0	0- 1				
4- 8	0- 0	0- 1	CONFERENCE	0- 2	2- 2	2- 3				
4- 2	0- 0	0- 0	HOME	0- 1	2- 0	2- 1				
0- 6	0- 0	0- 1	AWAY	0- 1	0- 2	0- 2				
0- 0	0- 0	0- 0	NEUTRAL	0- 0	0- 0	0- 0				

RPI 1-25			RPI 26-50			RPI 51-100			RPI 101+			Team's RPI: 253
RPI	S	Opponent	Score	RPI	S	Opponent	Score	RPI	S	Opponent	Score	
10	A	Mississippi St.	36 104	50	A	Little Rock	48 62	57	A	Auburn	59 71	111 A South Alabama 60 83
								60	H	LSU	54 76	136 A Georgia St. 71 74
								66	H	Lamar University	77 79	136 H Georgia St. 57 54
								96	H	UT Arlington	61 76	142 H Appalachian St. 73 55
								97	A	Troy	64 90	182 H Sam Houston St. 62 68
												183 A Arkansas St. 75 87
												193 H Coastal Caro. 58 76
												198 A Ole Miss 57 79
												222 A UTRGV 60 75
												265 N A&M-Corpus Christi 63 64
												284 A Ga. Southern 71 79
												284 H Ga. Southern 59 48
												289 H Jackson St. 68 61
												298 H La.-Monroe 52 45
												327 A McNeese 70 59
LAST 12 Division I GAMES:												
136	A	Georgia St.	71 74	111	A	South Alabama	60 83					
284	A	Ga. Southern	71 79	298	H	La.-Monroe	52 45					
193	H	Coastal Caro.	58 76	284	H	Ga. Southern	59 48					
142	H	Appalachian St.	73 55	136	H	Georgia St.	57 54					
96	H	UT Arlington	61 76	50	A	Little Rock	48 62					
97	A	Troy	64 90	183	A	Arkansas St.	75 87					

Non-Div I Games: Dillard

69 72

Louisiana

Through Games of Feb. 19, 1919										
Average RPI Win:	86	WON-LOST	WINNING	LAST 10	STRENGTH OF	OPP. STRENGTH	TEAM	ADJ.	CONF.	ADJ CONF.
Average RPI Loss:	1	RECORD	PCT. RANK	GAMES	SCHEDULE	OF SCHEDULE	RPI	RPI	RPI	RPI
DIV. I ONLY	23- 1	1	1- 0	8	1	3	3	1	1	
DIV. I NON-CONF.	13- 0	1	0- 0	18	27	3	3	1	1	

TOTALS	RPI 1-25		RPI 26-50		W-L RECORDS		RPI 51-100		RPI 101-150	RPI 150+
23- 1	5- 1		4- 0		OVERALL		6- 0		6- 0	2- 0
12- 0	3- 0		2- 0		HOME		3- 0		2- 0	2- 0
9- 1	1- 1		2- 0		AWAY		3- 0		3- 0	0- 0
2- 0	1- 0		0- 0		NEUTRAL		0- 0		1- 0	0- 0
13- 0	3- 0		1- 0		NON-CONFERENCE		3- 0		4- 0	2- 0
7- 0	2- 0		0- 0		HOME		2- 0		1- 0	2- 0
4- 0	0- 0		1- 0		AWAY		1- 0		2- 0	0- 0
2- 0	1- 0		0- 0		NEUTRAL		0- 0		1- 0	0- 0
10- 1	2- 1		3- 0		CONFERENCE		3- 0		2- 0	0- 0
5- 0	1- 0		2- 0		HOME		1- 0		1- 0	0- 0
5- 1	1- 1		1- 0		AWAY		2- 0		1- 0	0- 0
0- 0	0- 0		0- 0		NEUTRAL		0- 0		0- 0	0- 0

RPI	S	Opponent	Score	RPI	S	Opponent	Score	RPI	S	Opponent	Score	RPI	S	Opponent	Score
1	A	Notre Dame	68 82	26	A	Central Mich.	72 68	55	A	Boise St.	74 55	106	N	Hartford	86 69
6	H	UConn	78 69	30	H	North Carolina	73 66	59	H	Miami (OH)	95 73	119	A	Wake Forest	73 49
8	H	Syracuse	76 51	42	H	Georgia Tech	61 44	68	A	Virginia Tech	72 63	122	H	Pittsburgh	70 42
16	N	Arizona St.	58 56	46	A	Clemson	76 44	86	A	Duke	73 51	126	A	Western Ky.	102 80
18	A	Florida St.	68 49					94	H	Nebraska	85 68	132	H	UT Martin	102 62
22	H	Kentucky	80 75					100	H	Virginia	91 43	143	A	Chattanooga	75 49
												272	H	Northern Ky.	92 59
												291	H	Tennessee St.	107 52
LAST 12 Division I GAMES:															
68	A	Virginia Tech	72 63	119	A	Wake Forest	73 49								
8	H	Syracuse	76 51	100	H	Virginia	91 43								
46	A	Clemson	76 44	42	H	Georgia Tech	61 44								
6	H	UConn	78 69	1	A	Notre Dame	68 82								
122	H	Pittsburgh	70 42	86	A	Duke	73 51								
18	A	Florida St.	68 49	30	H	North Carolina	73 66								

Non-Div I Games:

Louisville

■ Loss,
 ■ Non-Conf, S Site,
 ■ Home
 ■ Away
 N Neutral

Loyola Chicago

Through Games Of Feb. 15, 2019

Average RPI Win:	278	WON-LOST	WINNING	LAST 10	STRENGTH OF	OPP. STRENGTH	TEAM	ADJ.	CONF.	ADJ CONF.
Average RPI Loss:	103	RECORD	PCT. RANK	GAMES	SCHEDULE	OF SCHEDULE	RPI	RPI	RPI	RPI
DIV. I ONLY	11- 12	179	1- 0	249	186	225	225	13	13	
DIV. I NON-CONF.	6- 5	143	0- 0	334	293	272	272	14	14	
TOTALS	RPI 1-25	RPI 26-50	W-L RECORDS	RPI 51-100	RPI 101-150	RPI 150+				
11- 12	0- 2	0- 1	OVERALL	0- 4	0- 1	11- 4				
8- 5	0- 1	0- 1	HOME	0- 1	0- 0	8- 2				
3- 7	0- 1	0- 0	AWAY	0- 3	0- 1	3- 2				
0- 0	0- 0	0- 0	NEUTRAL	0- 0	0- 0	0- 0				
6- 5	0- 0	0- 1	NON-CONFERENCE	0- 1	0- 1	6- 2				
4- 2	0- 0	0- 1	HOME	0- 0	0- 0	4- 1				
2- 3	0- 0	0- 0	AWAY	0- 1	0- 1	2- 1				
0- 0	0- 0	0- 0	NEUTRAL	0- 0	0- 0	0- 0				
5- 7	0- 2	0- 0	CONFERENCE	0- 3	0- 0	5- 2				
4- 3	0- 1	0- 0	HOME	0- 1	0- 0	4- 1				
1- 4	0- 1	0- 0	AWAY	0- 2	0- 0	1- 1				
0- 0	0- 0	0- 0	NEUTRAL	0- 0	0- 0	0- 0				

RPI 1-25				RPI 26-50				RPI 51-100				RPI 101+ Team's RPI: 225			
RPI	S	Opponent	Score	RPI	S	Opponent	Score	RPI	S	Opponent	Score	RPI	S	Opponent	Score
20	A	Drake	60 69	31	H	DePaul	76 102	65	A	Purdue	41 65	114	A	Youngstown St.	63 74
20	H	Drake	55 83					75	A	Missouri St.	49 84	152	A	Southern Ill.	63 74
								81	A	UNI	52 64	162	H	Bradley	56 69
								81	H	UNI	65 71	170	H	Illinois St.	62 59
												187	A	Indiana St.	44 36
												187	H	Indiana St.	56 54
												210	A	Bowling Green	74 88
												228	H	UMKC	74 88
												245	H	SIUE	56 43
												276	A	Western Mich.	64 53
												306	H	Valparaiso	80 54
												332	H	Purdue Fort Wayne	81 67
												334	H	Evansville	61 56
												335	H	Detroit Mercy	52 43
												336	A	UIC	75 60
												348	H	Chicago St.	76 40
LAST 12 Division I GAMES:															
187	A	Indiana St.	44 36	75	A	Missouri St.	49 84								
20	H	Drake	55 83	187	H	Indiana St.	56 54								
81	H	UNI	65 71	334	H	Evansville	61 56								
162	H	Bradley	56 69	81	A	UNI	52 64								
170	H	Illinois St.	62 59	20	A	Drake	60 69								
152	A	Southern Ill.	63 74	306	H	Valparaiso	80 54								

Non-Div I Games:

Loyola Chicago

■ Loss,
 ■ Non-Conf,
 ■ S Site,
 ■ Home
 ■ A Away
 N Neutral

Loyola Maryland

Through Games Of Feb. 15, 2019

Average RPI Win:	284	WON-LOST	WINNING	LAST 10	STRENGTH OF	OPP. STRENGTH	TEAM	ADJ.	CONF.	ADJ CONF.
Average RPI Loss:	169	RECORD	PCT. RANK	GAMES	SCHEDULE	OF SCHEDULE	RPI	RPI	RPI	RPI
DIV. I ONLY	3- 20	335	0- 1	139	267	302	302	18	18	
DIV. I NON-CONF.	1- 10	330	0- 1	145	262	298	298	22	22	
TOTALS	RPI 1-25	RPI 26-50	W-L RECORDS	RPI 51-100	RPI 101-150	RPI 150+				
3- 20	0- 1	0- 1	OVERALL	0- 3	0- 3	3- 12				
2- 8	0- 0	0- 1	HOME	0- 1	0- 1	2- 5				
1- 11	0- 1	0- 0	AWAY	0- 2	0- 1	1- 7				
0- 1	0- 0	0- 0	NEUTRAL	0- 0	0- 1	0- 0				
1- 10	0- 1	0- 0	NON-CONFERENCE	0- 1	0- 2	1- 6				
0- 3	0- 0	0- 0	HOME	0- 0	0- 0	0- 3				
1- 6	0- 1	0- 0	AWAY	0- 1	0- 1	1- 3				
0- 1	0- 0	0- 0	NEUTRAL	0- 0	0- 1	0- 0				
2- 10	0- 0	0- 1	CONFERENCE	0- 2	0- 1	2- 6				
2- 5	0- 0	0- 1	HOME	0- 1	0- 1	2- 2				
0- 5	0- 0	0- 0	AWAY	0- 1	0- 0	0- 4				
0- 0	0- 0	0- 0	NEUTRAL	0- 0	0- 0	0- 0				

RPI 1-25			RPI 26-50			RPI 51-100			RPI 101+ Team's RPI: 302		
RPI	S	Opponent	Score	RPI	S	Opponent	Score	RPI	S	Opponent	Score
17	A	Maryland	48 83	39	H	Bucknell	57 75	91	A	Georgetown	30 45
								98	A	American	38 82
								98	H	American	56 67
								105	N	Boston College	47 73
								110	A	Towson	57 62
								138	H	Boston U.	62 64
								153	A	Lehigh	42 51
								168	H	William & Mary	49 65
								203	A	Dartmouth	41 54
								207	A	Holy Cross	60 78
								207	H	Holy Cross	48 58
								208	H	Navy	46 58
								214	A	George Mason	38 70
								237	A	Saint Joseph's	46 49
								239	A	Monmouth	75 67
								258	A	Colgate	64 73
								263	H	Mt. St. Mary's	67 77
								264	H	St. Francis Brooklyn	70 75
								292	A	Army West Point	57 69
								292	H	Army West Point	70 51
								320	H	Lafayette	62 50
LAST 12 Division I GAMES:											
237	A	Saint Joseph's	46 49	39	H	Bucknell	57 75				
98	H	American	56 67	320	H	Lafayette	62 50				
207	H	Holy Cross	48 58	98	A	American	38 82				
292	H	Army West Point	70 51	207	A	Holy Cross	60 78				
153	A	Lehigh	42 51	138	H	Boston U.	62 64				
258	A	Colgate	64 73	292	A	Army West Point	57 69				

Non-Div I Games:

Loyola Maryland

Loss, Non-Conf, S Site, H Home A Away N Neutral

Average RPI Win:	174	WON-LOST	WINNING	LAST 10	STRENGTH OF	OPP. STRENGTH	TEAM	ADJ.	CONF.	ADJ CONF.
Average RPI Loss:	112	RECORD	PCT. RANK	GAMES	SCHEDULE	OF SCHEDULE	RPI	RPI	RPI	RPI
DIV. I ONLY	15- 11	128	1- 0	91	122	113	113	8	8	
DIV. I NON-CONF.	7- 5	132	1- 0	99	209	104	104	7	7	
TOTALS	RPI 1-25	RPI 26-50	W-L RECORDS	RPI 51-100	RPI 101-150	RPI 150+				
15- 11	0- 1	2- 4	OVERALL	3- 0	0- 2	10- 4				
8- 4	0- 1	2- 0	HOME	1- 0	0- 1	5- 2				
7- 4	0- 0	0- 2	AWAY	2- 0	0- 1	5- 1				
0- 3	0- 0	0- 2	NEUTRAL	0- 0	0- 0	0- 1				
7- 5	0- 0	1- 2	NON-CONFERENCE	2- 0	0- 0	4- 3				
4- 1	0- 0	1- 0	HOME	1- 0	0- 0	2- 1				
3- 1	0- 0	0- 0	AWAY	1- 0	0- 0	2- 1				
0- 3	0- 0	0- 2	NEUTRAL	0- 0	0- 0	0- 1				
8- 6	0- 1	1- 2	CONFERENCE	1- 0	0- 2	6- 1				
4- 3	0- 1	1- 0	HOME	0- 0	0- 1	3- 1				
4- 3	0- 0	0- 2	AWAY	1- 0	0- 1	3- 0				
0- 0	0- 0	0- 0	NEUTRAL	0- 0	0- 0	0- 0				

RPI 1-25				RPI 26-50				RPI 51-100				RPI 101+ Team's RPI: 113			
RPI	S	Opponent	Score	RPI	S	Opponent	Score	RPI	S	Opponent	Score	RPI	S	Opponent	Score
13	H	Gonzaga	53 78	36	A	BYU	44 55	73	A	Arizona	66 64	117	A	Pepperdine	86 95
				36	H	BYU	61 58	82	H	UC Davis	60 53	117	H	Pepperdine	55 73
				38	N	South Dakota	40 67	88	A	Pacific	72 67	164	A	CSUN	72 53
				43	H	UCLA	69 63					167	H	Portland	76 58
				44	N	Indiana	43 67					172	A	Denver	75 104
				48	A	Saint Mary's (CA)	62 86					189	A	Santa Clara	69 60
												189	H	Santa Clara	75 83
												216	H	Robert Morris	61 53
												223	N	Grambling	61 62
												235	H	Northern Ariz.	62 63
												243	A	San Francisco	73 66
												243	H	San Francisco	66 58
												249	A	San Diego	69 52
												249	H	San Diego	83 57
												266	H	Long Beach St.	71 62
												295	A	UC Santa Barbara	70 57
LAST 12 Division I GAMES:															
216	H	Robert Morris	61 53	48	A	Saint Mary's (CA)	62 86								
117	H	Pepperdine	55 73	88	A	Pacific	72 67								
243	A	San Francisco	73 66	117	A	Pepperdine	86 95								
189	A	Santa Clara	69 60	189	H	Santa Clara	75 83								
249	H	San Diego	83 57	243	H	San Francisco	66 58								
36	H	BYU	61 58	36	A	BYU	44 55								

Non-Div I Games:

Loyola Marymount

■ Loss,
 ■ Non-Conf,
 ■ S Site,
 ■ H Home
 ■ A Away
 N Neutral

Average RPI Win:	218	WON-LOST	WINNING	LAST 10	STRENGTH OF	OPP. STRENGTH	TEAM	ADJ.	CONF.	ADJ CONF.
Average RPI Loss:	88	RECORD	PCT. RANK	GAMES	SCHEDULE	OF SCHEDULE	RPI	RPI	RPI	RPI
DIV. I ONLY	18- 7	66	0- 1	147	179	74	74	23	23	
DIV. I NON-CONF.	7- 6	153	0- 1	39	59	58	58	25	25	
TOTALS	RPI 1-25	RPI 26-50	W-L RECORDS	RPI 51-100	RPI 101-150	RPI 150+				
18- 7	0- 1	1- 0	OVERALL	2- 3	2- 3	13- 0				
9- 1	0- 0	0- 0	HOME	1- 1	1- 0	7- 0				
7- 5	0- 1	1- 0	AWAY	0- 2	1- 2	5- 0				
2- 1	0- 0	0- 0	NEUTRAL	1- 0	0- 1	1- 0				
7- 6	0- 1	1- 0	NON-CONFERENCE	2- 3	1- 2	3- 0				
2- 1	0- 0	0- 0	HOME	1- 1	0- 0	1- 0				
3- 4	0- 1	1- 0	AWAY	0- 2	1- 1	1- 0				
2- 1	0- 0	0- 0	NEUTRAL	1- 0	0- 1	1- 0				
11- 1	0- 0	0- 0	CONFERENCE	0- 0	1- 1	10- 0				
7- 0	0- 0	0- 0	HOME	0- 0	1- 0	6- 0				
4- 1	0- 0	0- 0	AWAY	0- 0	0- 1	4- 0				
0- 0	0- 0	0- 0	NEUTRAL	0- 0	0- 0	0- 0				

RPI 1-25				RPI 26-50				RPI 51-100 Team's RPI: 74				RPI 101+			
RPI	S	Opponent	Score	RPI	S	Opponent	Score	RPI	S	Opponent	Score	RPI	S	Opponent	Score
7	A	NC State	46 84	30	A	North Carolina	85 73	62	N	Penn	47 46	104	A	Harvard	67 60
								66	A	Green Bay	39 70	106	A	Hartford	46 49
								72	H	Toledo	73 59	106	H	Hartford	78 58
								86	H	Duke	63 66	121	A	Fordham	64 72
								87	A	Northeastern	55 63	143	N	Chattanooga	61 66
												159	A	Stony Brook	68 54
												220	N	N.C. A&T	58 52
												234	H	Albany (NY)	76 65
												251	H	Brown	102 96
												256	H	Binghamton	95 66
												268	A	Vermont	63 51
												268	H	Vermont	66 45
												307	A	Bryant	74 57
												311	A	UMBC	58 45
												311	H	UMBC	84 44
												321	A	New Hampshire	69 45
												321	H	New Hampshire	67 46
												326	H	UMass Lowell	79 45
LAST 12 Division I GAMES:															
143	N	Chattanooga	61 66	256	H	Binghamton	95 66								
106	H	Hartford	78 58	159	A	Stony Brook	68 54								
311	A	UMBC	58 45	106	A	Hartford	46 49								
268	H	Vermont	66 45	234	H	Albany (NY)	76 65								
321	A	New Hampshire	69 45	268	A	Vermont	63 51								
326	H	UMass Lowell	79 45	311	H	UMBC	84 44								

Non-Div I Games:

Maine

■ Loss,
 ■ Non-Conf,
 ■ S Site,
 ■ Home
 ■ A Away
 N Neutral

Average RPI Win:	293	WON-LOST	WINNING	LAST 10	STRENGTH OF	OPP. STRENGTH	TEAM	ADJ.	CONF.	ADJ CONF.
Average RPI Loss:	197	RECORD	PCT. RANK	GAMES	SCHEDULE	OF SCHEDULE	RPI	RPI	RPI	RPI
DIV. I ONLY	7- 17	279	0- 1	214	347	297	297	26	26	
DIV. I NON-CONF.	2- 9	297	0- 0	174	350	328	328	27	27	
TOTALS	RPI 1-25	RPI 26-50	W-L RECORDS	RPI 51-100	RPI 101-150	RPI 150+				
7- 17	0- 0	0- 0	OVERALL	0- 3	1- 2	6- 12				
5- 9	0- 0	0- 0	HOME	0- 3	0- 1	5- 5				
2- 8	0- 0	0- 0	AWAY	0- 0	1- 1	1- 7				
0- 0	0- 0	0- 0	NEUTRAL	0- 0	0- 0	0- 0				
2- 9	0- 0	0- 0	NON-CONFERENCE	0- 2	0- 1	2- 6				
2- 5	0- 0	0- 0	HOME	0- 2	0- 0	2- 3				
0- 4	0- 0	0- 0	AWAY	0- 0	0- 1	0- 3				
0- 0	0- 0	0- 0	NEUTRAL	0- 0	0- 0	0- 0				
5- 8	0- 0	0- 0	CONFERENCE	0- 1	1- 1	4- 6				
3- 4	0- 0	0- 0	HOME	0- 1	0- 1	3- 2				
2- 4	0- 0	0- 0	AWAY	0- 0	1- 0	1- 4				
0- 0	0- 0	0- 0	NEUTRAL	0- 0	0- 0	0- 0				

RPI 1-25			RPI 26-50			RPI 51-100			RPI 101+			Team's RPI: 297
RPI	S	Opponent	Score	RPI	S	Opponent	Score	RPI	S	Opponent	Score	
						64 H Quinnipiac	39 64	121 A Fordham		61 65		
						77 H Wright St.	44 60	145 A Marist		69 51		
						80 H Drexel	39 53	145 H Marist		51 62		
								159 H Stony Brook		48 79		
								175 H Rider		63 73		
								207 A Holy Cross		53 61		
								226 H Sacred Heart		46 74		
								233 A Niagara		51 61		
								233 H Niagara		54 58		
								234 A Albany (NY)		54 60		
								239 A Monmouth		63 71		
								264 A St. Francis Brooklyn		65 73		
								275 A Canisius		44 47		
								290 A Siena		56 62		
								290 H Siena		52 48		
								293 H Fairfield		47 41		
								320 H Lafayette		60 49		
								323 H Iona		55 33		
								329 A Saint Peter's		62 44		
								335 H Detroit Mercy		56 58		
								351 H LIU Brooklyn		61 46		
LAST 12 Division I GAMES:												
						64 H Quinnipiac	39 64	145 A Marist		69 51		
						239 A Monmouth	63 71	233 H Niagara		54 58		
						329 A Saint Peter's	62 44	175 H Rider		63 73		
						145 H Marist	51 62	323 H Iona		55 33		
						290 H Siena	52 48	290 A Siena		56 62		
						293 H Fairfield	47 41	233 A Niagara		51 61		

Non-Div I Games:

Manhattan

■ Loss,
 ■ Non-Conf,
 ■ S Site,
 ■ H Home
 ■ A Away
 N Neutral

Average RPI Win: 238	WON-LOST	WINNING	LAST 10	STRENGTH OF	OPP. STRENGTH	TEAM	ADJ.	CONF.	ADJ CONF.
Average RPI Loss: 145	RECORD	PCT. RANK	GAMES	SCHEDULE	OF SCHEDULE	RPI	RPI	RPI	RPI
DIV. I ONLY	17- 8	80	0- 1	258	232	145	145	26	26
DIV. I NON-CONF.	8- 4	91	0- 0	188	118	97	97	27	27
TOTALS	RPI 1-25	RPI 26-50	W-L RECORDS	RPI 51-100	RPI 101-150	RPI 150+			
17- 8	0- 0	0- 0	OVERALL	1- 4	1- 0	15- 4			
6- 4	0- 0	0- 0	HOME	1- 1	1- 0	4- 3			
9- 3	0- 0	0- 0	AWAY	0- 2	0- 0	9- 1			
2- 1	0- 0	0- 0	NEUTRAL	0- 1	0- 0	2- 0			
8- 4	0- 0	0- 0	NON-CONFERENCE	1- 3	1- 0	6- 1			
3- 1	0- 0	0- 0	HOME	1- 0	1- 0	1- 1			
3- 2	0- 0	0- 0	AWAY	0- 2	0- 0	3- 0			
2- 1	0- 0	0- 0	NEUTRAL	0- 1	0- 0	2- 0			
9- 4	0- 0	0- 0	CONFERENCE	0- 1	0- 0	9- 3			
3- 3	0- 0	0- 0	HOME	0- 1	0- 0	3- 2			
6- 1	0- 0	0- 0	AWAY	0- 0	0- 0	6- 1			
0- 0	0- 0	0- 0	NEUTRAL	0- 0	0- 0	0- 0			

RPI 1-25			RPI 26-50			RPI 51-100			RPI 101+ Team's RPI: 145		
RPI	S	Opponent	Score	RPI	S	Opponent	Score	RPI	S	Opponent	Score
						64 H Quinnipiac	69 76	138 H Boston U.		68 57	
						77 N Wright St.	60 76	166 H Temple		74 68	
						85 A Princeton	57 60	175 A Rider		64 70	
						86 A Duke	56 64	175 H Rider		58 68	
						87 H Northeastern	90 84	195 A Elon		61 57	
								204 H Massachusetts		55 70	
								206 N Stetson		76 69	
								208 A Navy		72 48	
								233 A Niagara		87 58	
								234 A Albany (NY)		74 56	
								239 H Monmouth		69 45	
								248 N Hofstra		71 57	
								275 A Canisius		71 66	
								290 A Siena		73 58	
								290 H Siena		88 59	
								293 A Fairfield		56 46	
								297 A Manhattan		62 51	
								297 H Manhattan		51 69	
								323 H Iona		76 36	
								329 A Saint Peter's		62 42	
LAST 12 Division I GAMES:											
175 A Rider		64 70	323 H Iona		76 36						
297 A Manhattan		62 51	290 H Siena		88 59						
290 A Siena		73 58	239 H Monmouth		69 45						
175 H Rider		58 68	293 A Fairfield		56 46						
297 H Manhattan		51 69	64 H Quinnipiac		69 76						
329 A Saint Peter's		62 42	275 A Canisius		71 66						

Non-Div I Games:

Marist

Average RPI Win:	106	WON-LOST	WINNING	LAST 10	STRENGTH OF	OPP. STRENGTH	TEAM	ADJ.	CONF.	ADJ CONF.
Average RPI Loss:	32	RECORD	PCT. RANK	GAMES	SCHEDULE	OF SCHEDULE	RPI	RPI	RPI	RPI
DIV. I ONLY	21- 4	16	1- 0	19	25	9	9	6	6	
DIV. I NON-CONF.	9- 3	61	1- 0	24	19	19	19	4	4	
TOTALS	RPI 1-25	RPI 26-50	W-L RECORDS	RPI 51-100	RPI 101-150	RPI 150+				
21- 4	0- 3	7- 0	OVERALL	6- 1	4- 0	4- 0				
14- 1	0- 1	4- 0	HOME	4- 0	4- 0	2- 0				
7- 3	0- 2	3- 0	AWAY	2- 1	0- 0	2- 0				
0- 0	0- 0	0- 0	NEUTRAL	0- 0	0- 0	0- 0				
9- 3	0- 3	2- 0	NON-CONFERENCE	3- 0	1- 0	3- 0				
7- 1	0- 1	2- 0	HOME	2- 0	1- 0	2- 0				
2- 2	0- 2	0- 0	AWAY	1- 0	0- 0	1- 0				
0- 0	0- 0	0- 0	NEUTRAL	0- 0	0- 0	0- 0				
12- 1	0- 0	5- 0	CONFERENCE	3- 1	3- 0	1- 0				
7- 0	0- 0	2- 0	HOME	2- 0	3- 0	0- 0				
5- 1	0- 0	3- 0	AWAY	1- 1	0- 0	1- 0				
0- 0	0- 0	0- 0	NEUTRAL	0- 0	0- 0	0- 0				

RPI 1-25				Team's RPI: 9		RPI 26-50				RPI 51-100				RPI 101+			
RPI	S	Opponent	Score	RPI	S	Opponent	Score	RPI	S	Opponent	Score	RPI	S	Opponent	Score		
1	H	Notre Dame	63 87	29	H	South Dakota St.	91 52	66	H	Green Bay	80 54	108	H	Providence	85 46		
10	A	Mississippi St.	82 87	31	A	DePaul	93 87	81	H	UNI	102 61	118	H	Creighton	85 67		
21	A	Miami (FL)	55 63	31	H	DePaul	96 63	89	A	Northwestern	76 57	125	H	Seton Hall	96 60		
				41	A	Villanova	91 55	91	A	Georgetown	72 62	146	H	Montana St.	100 52		
				41	H	Villanova	93 55	91	H	Georgetown	59 52	174	A	Xavier	90 44		
				45	A	Butler	87 58	95	A	St. John's (NY)	74 81	191	A	Milwaukee	83 74		
				49	H	Michigan	85 74	95	H	St. John's (NY)	83 73	256	H	Binghamton	93 40		
												336	H	UIC	96 32		
LAST 12 Division I GAMES:																	
81	H	UNI	102 61	45	A	Butler	87 58										
21	A	Miami (FL)	55 63	174	A	Xavier	90 44										
95	A	St. John's (NY)	74 81	95	H	St. John's (NY)	83 73										
41	H	Villanova	93 55	125	H	Seton Hall	96 60										
91	H	Georgetown	59 52	91	A	Georgetown	72 62										
31	A	DePaul	93 87	41	A	Villanova	91 55										

Non-Div I Games:

Marquette

Average RPI Win: 254		WON-LOST	WINNING	LAST 10	STRENGTH OF	OPP. STRENGTH	TEAM	ADJ.	CONF.	ADJ CONF.
Average RPI Loss: 136		RECORD	PCT. RANK	GAMES	SCHEDULE	OF SCHEDULE	RPI	RPI	RPI	RPI
DIV. I ONLY		13- 11	150	0- 1	307	139	213	213	14	14
DIV. I NON-CONF.		5- 7	206	0- 0	343	172	326	326	18	18
TOTALS	RPI 1-25		RPI 26-50		W-L RECORDS		RPI 51-100		RPI 101-150	RPI 150+
13- 11	0- 0		0- 2		OVERALL		1- 0		1- 4	11- 5
9- 4	0- 0		0- 1		HOME		1- 0		1- 1	7- 2
4- 7	0- 0		0- 1		AWAY		0- 0		0- 3	4- 3
0- 0	0- 0		0- 0		NEUTRAL		0- 0		0- 0	0- 0
5- 7	0- 0		0- 1		NON-CONFERENCE		0- 0		0- 2	5- 4
5- 2	0- 0		0- 0		HOME		0- 0		0- 1	5- 1
0- 5	0- 0		0- 1		AWAY		0- 0		0- 1	0- 3
0- 0	0- 0		0- 0		NEUTRAL		0- 0		0- 0	0- 0
8- 4	0- 0		0- 1		CONFERENCE		1- 0		1- 2	6- 1
4- 2	0- 0		0- 1		HOME		1- 0		1- 0	2- 1
4- 2	0- 0		0- 0		AWAY		0- 0		0- 2	4- 0
0- 0	0- 0		0- 0		NEUTRAL		0- 0		0- 0	0- 0

RPI 1-25				RPI 26-50				RPI 51-100				RPI 101+ Team's RPI: 213			
RPI	S	Opponent	Score	RPI	S	Opponent	Score	RPI	S	Opponent	Score	RPI	S	Opponent	Score
				34	H	Rice	67 79	70	H	Old Dominion	57 48	110	H	Towson	69 76
				46	A	Clemson	54 68					120	A	UAB	59 77
												126	A	Western Ky.	55 85
												142	A	Appalachian St.	52 74
												150	H	Louisiana Tech	90 88
												151	H	Charlotte	63 62
												152	A	Southern Ill.	49 58
												173	H	North Texas	67 55
												176	A	Wisconsin	49 67
												187	H	Indiana St.	53 62
												190	H	Southern Miss.	52 64
												210	A	Bowling Green	76 99
												269	A	UTEP	63 60
												278	H	Cleveland St.	86 64
												291	H	Tennessee St.	80 59
												294	A	Fla. Atlantic	72 67
												300	A	UTSA	79 72
												318	A	FIU	86 58
												328	H	Coppin St.	88 67
												334	H	Evansville	72 65
												345	H	Delaware St.	75 63
LAST 12 Division I GAMES:															
				120	A	UAB	59 77	150	H	Louisiana Tech	90 88				
				34	H	Rice	67 79	318	A	FIU	86 58				
				173	H	North Texas	67 55	294	A	Fla. Atlantic	72 67				
				300	A	UTSA	79 72	126	A	Western Ky.	55 85				
				269	A	UTEP	63 60	151	H	Charlotte	63 62				
				190	H	Southern Miss.	52 64	70	H	Old Dominion	57 48				

Non-Div I Games:	Bluefield St.	82	29
------------------	---------------	----	----

Marshall

Loss, Non-Conf, S Site, H Home A Away N Neutral

Maryland

Through Games Of Feb. 15, 2019

Average RPI Win:	136	WON-LOST	WINNING	LAST 10	STRENGTH OF	OPP. STRENGTH	TEAM	ADJ.	CONF.	ADJ CONF.
Average RPI Loss:	26	RECORD	PCT. RANK	GAMES	SCHEDULE	OF SCHEDULE	RPI	RPI	RPI	RPI
DIV. I ONLY	23- 2	4	1- 0	120	26	17	17	4	4	
DIV. I NON-CONF.	11- 0	1	0- 0	234	71	26	26	6	6	
TOTALS	RPI 1-25	RPI 26-50	W-L RECORDS	RPI 51-100	RPI 101-150	RPI 150+				
23- 2	1- 1	5- 1	OVERALL	5- 0	5- 0	7- 0				
12- 1	0- 0	3- 1	HOME	3- 0	2- 0	4- 0				
9- 1	1- 1	2- 0	AWAY	2- 0	2- 0	2- 0				
2- 0	0- 0	0- 0	NEUTRAL	0- 0	1- 0	1- 0				
11- 0	1- 0	2- 0	NON-CONFERENCE	0- 0	3- 0	5- 0				
6- 0	0- 0	2- 0	HOME	0- 0	1- 0	3- 0				
3- 0	1- 0	0- 0	AWAY	0- 0	1- 0	1- 0				
2- 0	0- 0	0- 0	NEUTRAL	0- 0	1- 0	1- 0				
12- 2	0- 1	3- 1	CONFERENCE	5- 0	2- 0	2- 0				
6- 1	0- 0	1- 1	HOME	3- 0	1- 0	1- 0				
6- 1	0- 1	2- 0	AWAY	2- 0	1- 0	1- 0				
0- 0	0- 0	0- 0	NEUTRAL	0- 0	0- 0	0- 0				

RPI 1-25				RPI 26-50				RPI 51-100				RPI 101+			
RPI	S	Opponent	Score	RPI	S	Opponent	Score	RPI	S	Opponent	Score	RPI	S	Opponent	Score
14	A	South Carolina	85 61	28	A	Rutgers	62 48	89	H	Northwestern	72 57	107	N	Georgia	58 51
23	A	Michigan St.	60 77	28	H	Rutgers	65 73	90	A	Ohio St.	70 57	116	H	Dayton	82 71
				37	H	James Madison	87 63	90	H	Ohio St.	75 69	137	A	Penn St.	77 61
				42	H	Georgia Tech	67 54	94	A	Nebraska	81 63	137	H	Penn St.	79 67
				44	A	Indiana	76 56	94	H	Nebraska	89 63	144	A	Delaware	77 53
				49	H	Michigan	83 69					176	H	Wisconsin	75 57
												188	A	Illinois	80 66
												205	A	George Washington	69 30
												296	N	Morgan St.	68 44
												302	H	Loyola Maryland	83 48
												311	H	UMBC	92 61
												328	H	Coppin St.	93 36
LAST 12 Division I GAMES:															
				94	H	Nebraska	89 63	90	A	Ohio St.	70 57				
				28	A	Rutgers	62 48	137	H	Penn St.	79 67				
				89	H	Northwestern	72 57	23	A	Michigan St.	60 77				
				188	A	Illinois	80 66	49	H	Michigan	83 69				
				176	H	Wisconsin	75 57	94	A	Nebraska	81 63				
				44	A	Indiana	76 56	90	H	Ohio St.	75 69				

Non-Div I Games:

Maryland

Loss, Non-Conf, S Site, H Home A Away N Neutral

Massachusetts

Through Games Of Feb. 15, 2019

Average RPI Win:	224	WON-LOST	WINNING	LAST 10	STRENGTH OF	OPP. STRENGTH	TEAM	ADJ.	CONF.	ADJ CONF.
Average RPI Loss:	186	RECORD	PCT. RANK	GAMES	SCHEDULE	OF SCHEDULE	RPI	RPI	RPI	RPI
DIV. I ONLY	13- 12	161	0- 1	257	256	204	204	17	17	
DIV. I NON-CONF.	8- 6	138	0- 0	238	327	195	195	16	16	
TOTALS	RPI 1-25	RPI 26-50	W-L RECORDS	RPI 51-100	RPI 101-150	RPI 150+				
13- 12	0- 0	0- 1	OVERALL	0- 1	2- 3	11- 7				
8- 4	0- 0	0- 0	HOME	0- 0	1- 0	7- 4				
4- 7	0- 0	0- 0	AWAY	0- 1	1- 3	3- 3				
1- 1	0- 0	0- 1	NEUTRAL	0- 0	0- 0	1- 0				
8- 6	0- 0	0- 1	NON-CONFERENCE	0- 1	2- 1	6- 3				
5- 2	0- 0	0- 0	HOME	0- 0	1- 0	4- 2				
2- 3	0- 0	0- 0	AWAY	0- 1	1- 1	1- 1				
1- 1	0- 0	0- 1	NEUTRAL	0- 0	0- 0	1- 0				
5- 6	0- 0	0- 0	CONFERENCE	0- 0	0- 2	5- 4				
3- 2	0- 0	0- 0	HOME	0- 0	0- 0	3- 2				
2- 4	0- 0	0- 0	AWAY	0- 0	0- 2	2- 2				
0- 0	0- 0	0- 0	NEUTRAL	0- 0	0- 0	0- 0				

RPI 1-25			RPI 26-50			RPI 51-100			RPI 101+			Team's RPI: 204
RPI	S	Opponent	Score	RPI	S	Opponent	Score	RPI	S	Opponent	Score	
				39	N	Bucknell	58 77	87	A	Northeastern	52 53	
								102	A	VCU	48 52	
								110	A	Towson	53 78	
								116	A	Dayton	47 75	
								138	H	Boston U.	66 55	
								145	A	Marist	70 55	
								154	A	Davidson	70 58	
								165	H	Duquesne	69 66	
								184	H	Saint Louis	70 66	
								214	H	George Mason	52 70	
								222	H	UTRGV	74 70	
								226	H	Sacred Heart	78 61	
								227	H	North Dakota	52 59	
								229	H	Rhode Island	56 34	
								231	H	St. Bonaventure	63 64	
								237	A	Saint Joseph's	54 55	
								251	A	Brown	90 61	
								255	A	Richmond	58 62	
								285	A	La Salle	74 60	
								290	A	Siena	59 64	
								293	N	Fairfield	59 49	
								303	H	Central Conn. St.	74 59	
								314	H	Incarnate Word	71 59	
								326	H	UMass Lowell	59 62	
LAST 12 Division I GAMES:												
237	A	Saint Joseph's	54 55	154	A	Davidson	70 58					
229	H	Rhode Island	56 34	214	H	George Mason	52 70					
165	H	Duquesne	69 66	285	A	La Salle	74 60					
255	A	Richmond	58 62	116	A	Dayton	47 75					
102	A	VCU	48 52	184	H	Saint Louis	70 66					
231	H	St. Bonaventure	63 64	145	A	Marist	70 55					

Non-Div I Games:

Massachusetts

Loss, Non-Conf, S Site, H Home A Away N Neutral

Average RPI Win:	268	WON-LOST	WINNING	LAST 10	STRENGTH OF	OPP. STRENGTH	TEAM	ADJ.	CONF.	ADJ CONF.
Average RPI Loss:	182	RECORD	PCT. RANK	GAMES	SCHEDULE	OF SCHEDULE	RPI	RPI	RPI	RPI
DIV. I ONLY	3- 16	328	0- 1	235	277	327	327	25	25	
DIV. I NON-CONF.	0- 8	336	0- 0	90	192	309	309	23	23	
TOTALS	RPI 1-25	RPI 26-50	W-L RECORDS	RPI 51-100	RPI 101-150	RPI 150+				
3- 16	0- 1	0- 1	OVERALL	0- 3	0- 2	3- 9				
2- 7	0- 0	0- 0	HOME	0- 2	0- 1	2- 4				
1- 9	0- 1	0- 1	AWAY	0- 1	0- 1	1- 5				
0- 0	0- 0	0- 0	NEUTRAL	0- 0	0- 0	0- 0				
0- 8	0- 1	0- 1	NON-CONFERENCE	0- 1	0- 2	0- 3				
0- 2	0- 0	0- 0	HOME	0- 0	0- 1	0- 1				
0- 6	0- 1	0- 1	AWAY	0- 1	0- 1	0- 2				
0- 0	0- 0	0- 0	NEUTRAL	0- 0	0- 0	0- 0				
3- 8	0- 0	0- 0	CONFERENCE	0- 2	0- 0	3- 6				
2- 5	0- 0	0- 0	HOME	0- 2	0- 0	2- 3				
1- 3	0- 0	0- 0	AWAY	0- 0	0- 0	1- 3				
0- 0	0- 0	0- 0	NEUTRAL	0- 0	0- 0	0- 0				

RPI	S	Opponent	Score	RPI	S	Opponent	Score	RPI	S	Opponent	Score	RPI	S	Opponent	Score	Team's RPI: 327
25	A	Texas	40 96	34	A	Rice	65 93	60	A	LSU	36 86	120	A	UAB	48 91	
								61	H	SFA	48 97	150	H	Louisiana Tech	48 89	
								66	H	Lamar University	62 64	157	A	Abilene Christian	52 109	
												180	A	Nicholls St.	69 68	
												182	H	Sam Houston St.	80 93	
												223	A	Grambling	51 75	
												253	H	Louisiana	59 70	
												287	H	Southeastern La.	62 56	
												298	A	La.-Monroe	60 69	
												314	H	Incarinate Word	66 68	
												316	A	New Orleans	76 88	
												330	A	Northwestern St.	63 82	
												330	H	Northwestern St.	73 89	
												337	H	Houston Baptist	81 71	
LAST 12 Division I GAMES:																
		61	H	SFA	48	97		180	A	Nicholls St.	69	68				
		330	H	Northwestern St.	73	89		316	A	New Orleans	76	88				
		182	H	Sam Houston St.	80	93		157	A	Abilene Christian	52	109				
		66	H	Lamar University	62	64		330	A	Northwestern St.	63	82				
		337	H	Houston Baptist	81	71		314	H	Incarinate Word	66	68				
		287	H	Southeastern La.	62	56		150	H	Louisiana Tech	48	89				

Non-Div I Games: LSU-Alexandria 60 68 Southern-N.O. 106 54 Louisiana Col. 86 68

McNeese

Loss, Non-Conf, S Site, H Home A Away N Neutral

Average RPI Win:	224	WON-LOST	WINNING	LAST 10	STRENGTH OF	OPP. STRENGTH	TEAM	ADJ.	CONF.	ADJ CONF.
Average RPI Loss:	145	RECORD	PCT. RANK	GAMES	SCHEDULE	OF SCHEDULE	RPI	RPI	RPI	RPI
DIV. I ONLY	9- 15	244	0- 1	140	201	232	232	9	9	
DIV. I NON-CONF.	5- 8	224	0- 0	217	295	279	279	9	9	
TOTALS	RPI 1-25	RPI 26-50	W-L RECORDS	RPI 51-100	RPI 101-150	RPI 150+				
9- 15	0- 1	0- 1	OVERALL	0- 3	2- 4	7- 6				
6- 8	0- 1	0- 1	HOME	0- 2	1- 2	5- 2				
2- 7	0- 0	0- 0	AWAY	0- 1	1- 2	1- 4				
1- 0	0- 0	0- 0	NEUTRAL	0- 0	0- 0	1- 0				
5- 8	0- 0	0- 1	NON-CONFERENCE	0- 1	0- 2	5- 4				
4- 4	0- 0	0- 1	HOME	0- 1	0- 1	4- 1				
0- 4	0- 0	0- 0	AWAY	0- 0	0- 1	0- 3				
1- 0	0- 0	0- 0	NEUTRAL	0- 0	0- 0	1- 0				
4- 7	0- 1	0- 0	CONFERENCE	0- 2	2- 2	2- 2				
2- 4	0- 1	0- 0	HOME	0- 1	1- 1	1- 1				
2- 3	0- 0	0- 0	AWAY	0- 1	1- 1	1- 1				
0- 0	0- 0	0- 0	NEUTRAL	0- 0	0- 0	0- 0				

RPI S	Opponent	Score	RPI S	Opponent	Score	RPI S	Opponent	Score	RPI S	Opponent	Score	Team's RPI: 232
15	H UCF	55 68	50	H Little Rock	60 63	72	H Toledo	48 58	120	A UAB	54 85	
						78	A Cincinnati	56 80	131	H Tulane	61 62	
						78	H Cincinnati	69 89	147	A Tulsa	39 46	
									147	H Tulsa	59 56	
									149	A South Fla.	47 40	
									150	H Louisiana Tech	50 66	
									160	N Mercer	59 53	
									183	A Arkansas St.	66 77	
									193	A Coastal Caro.	71 90	
									196	A East Carolina	59 68	
									196	H East Carolina	58 46	
									205	A George Washington	38 51	
									219	H Southeast Mo. St.	69 57	
									246	A Wichita St.	71 50	
									246	H Wichita St.	48 57	
									273	H Samford	53 48	
									289	H Jackson St.	68 67	
									316	H New Orleans	59 66	
									341	H N.C. Central	77 56	
LAST 12 Division I GAMES:												
78	H Cincinnati	69 89	149	A South Fla.	47 40							
196	A East Carolina	59 68	196	H East Carolina	58 46							
246	H Wichita St.	48 57	246	A Wichita St.	71 50							
147	H Tulsa	59 56	147	A Tulsa	39 46							
131	H Tulane	61 62	15	H UCF	55 68							
78	A Cincinnati	56 80	205	A George Washington	38 51							

Non-Div I Games:

Memphis

■ Loss,
 ■ Non-Conf,
 ■ S Site,
 ■ H Home
 ■ A Away
 N Neutral

Average RPI Win: 246	WON-LOST	WINNING	LAST 10	STRENGTH OF	OPP. STRENGTH	TEAM	ADJ.	CONF.	ADJ CONF.
Average RPI Loss: 142	RECORD	PCT. RANK	GAMES	SCHEDULE	OF SCHEDULE	RPI	RPI	RPI	RPI
DIV. I ONLY	17- 7	70	1- 0	318	159	160	160	27	27
DIV. I NON-CONF.	8- 7	160	0- 0	267	97	196	196	24	24
TOTALS	RPI 1-25	RPI 26-50	W-L RECORDS	RPI 51-100	RPI 101-150	RPI 150+			
17- 7	0- 2	0- 0	OVERALL	0- 0	1- 2	16- 3			
8- 3	0- 2	0- 0	HOME	0- 0	1- 0	7- 1			
8- 3	0- 0	0- 0	AWAY	0- 0	0- 2	8- 1			
1- 1	0- 0	0- 0	NEUTRAL	0- 0	0- 0	1- 1			
8- 7	0- 2	0- 0	NON-CONFERENCE	0- 0	0- 2	8- 3			
4- 3	0- 2	0- 0	HOME	0- 0	0- 0	4- 1			
3- 3	0- 0	0- 0	AWAY	0- 0	0- 2	3- 1			
1- 1	0- 0	0- 0	NEUTRAL	0- 0	0- 0	1- 1			
9- 0	0- 0	0- 0	CONFERENCE	0- 0	1- 0	8- 0			
4- 0	0- 0	0- 0	HOME	0- 0	1- 0	3- 0			
5- 0	0- 0	0- 0	AWAY	0- 0	0- 0	5- 0			
0- 0	0- 0	0- 0	NEUTRAL	0- 0	0- 0	0- 0			

RPI 1-25				RPI 26-50				RPI 51-100				RPI 101+ Team's RPI: 160			
RPI	S	Opponent	Score	RPI	S	Opponent	Score	RPI	S	Opponent	Score	RPI	S	Opponent	Score
15	H	UCF	42 76									107	A	Georgia	60 67
18	H	Florida St.	56 57									119	A	Wake Forest	54 69
												143	H	Chattanooga	65 58
												151	H	Charlotte	57 40
												197	H	UNC Asheville	61 47
												205	A	George Washington	61 53
												209	A	Furman	75 60
												210	N	Bowling Green	76 63
												217	H	Florida	92 82
												230	A	Howard	85 70
												232	N	Memphis	53 59
												247	A	Jacksonville	66 71
												254	H	ETSU	64 41
												257	H	Columbia	68 72
												273	A	Samford	68 52
												273	H	Samford	76 68
												282	A	Wofford	81 79
												284	A	Ga. Southern	79 72
												305	H	Kennesaw St.	64 48
												308	A	UNC Greensboro	71 58
												308	H	UNC Greensboro	85 73
												339	A	Western Caro.	69 67
LAST 12 Division I GAMES:															
308	H	UNC Greensboro	85 73	308	A	UNC Greensboro	71 58								
273	A	Samford	68 52	339	A	Western Caro.	69 67								
209	A	Furman	75 60	273	H	Samford	76 68								
282	A	Wofford	81 79	257	H	Columbia	68 72								
254	H	ETSU	64 41	247	A	Jacksonville	66 71								
143	H	Chattanooga	65 58	197	H	UNC Asheville	61 47								

Non-Div I Games:

Mercer

Average RPI Win: 128		WON-LOST	WINNING	LAST 10	STRENGTH OF	OPP. STRENGTH	TEAM	ADJ.	CONF.	ADJ CONF.
Average RPI Loss: 33		RECORD	PCT. RANK	GAMES	SCHEDULE	OF SCHEDULE	RPI	RPI	RPI	RPI
DIV. I ONLY		21- 5	26	2- 1	77	2	21	21	1	1
DIV. I NON-CONF.		12- 3	52	2- 1	156	26	53	53	1	1
TOTALS		RPI 1-25	RPI 26-50		W-L RECORDS		RPI 51-100	RPI 101-150	RPI 150+	
21- 5	3- 2	1- 2		OVERALL		5- 1	6- 0	6- 0		
14- 2	2- 0	1- 2		HOME		4- 0	3- 0	4- 0		
5- 3	1- 2	0- 0		AWAY		1- 1	2- 0	1- 0		
2- 0	0- 0	0- 0		NEUTRAL		0- 0	1- 0	1- 0		
12- 3	1- 1	0- 1		NON-CONFERENCE		2- 1	3- 0	6- 0		
9- 1	1- 0	0- 1		HOME		2- 0	2- 0	4- 0		
1- 2	0- 1	0- 0		AWAY		0- 1	0- 0	1- 0		
2- 0	0- 0	0- 0		NEUTRAL		0- 0	1- 0	1- 0		
9- 2	2- 1	1- 1		CONFERENCE		3- 0	3- 0	0- 0		
5- 1	1- 0	1- 1		HOME		2- 0	1- 0	0- 0		
4- 1	1- 1	0- 0		AWAY		1- 0	2- 0	0- 0		
0- 0	0- 0	0- 0		NEUTRAL		0- 0	0- 0	0- 0		

RPI	S	Opponent	Score	RPI	S	Opponent	Score	RPI	S	Opponent	Score	RPI	S	Opponent	Score
1	H	Notre Dame	72 65	26	H	Central Mich.	80 90	61	H	SFA	81 60	105	H	Boston College	76 73
8	A	Syracuse	84 71	30	H	North Carolina	76 68	65	A	Purdue	63 74	106	H	Hartford	75 62
9	H	Marquette	63 55	46	H	Clemson	67 76	68	H	Virginia Tech	68 61	119	A	Wake Forest	72 57
11	A	Iowa St.	52 75					86	A	Duke	58 50	122	A	Pittsburgh	65 51
18	A	Florida St.	58 62					94	H	Nebraska	82 68	134	N	Alabama	101 74
								100	H	Virginia	72 59	141	H	Colorado	73 58
												166	H	Temple	73 61
												177	H	UMES	71 53
												186	N	Vanderbilt	90 65
												316	H	New Orleans	78 38
												318	A	FIU	94 43
												349	H	Florida A&M	103 54
LAST 12 Division I GAMES:															
106	H	Hartford	75 62	18	A	Florida St.	58 62	105	H	Boston College	76 73				
9	H	Marquette	63 55					8	A	Syracuse	84 71				
11	A	Iowa St.	52 75	30	H	North Carolina	76 68	86	A	Duke	58 50				
122	A	Pittsburgh	65 51	46	H	Clemson	67 76								
1	H	Notre Dame	72 65												
100	H	Virginia	72 59												

Non-Div I Games:

Miami (FL)

■ Loss,
■ Non-Conf, S Site,
■ Home
■ Away
N Neutral

Average RPI Win: 187		WON-LOST	WINNING	LAST 10	STRENGTH OF	OPP. STRENGTH	TEAM	ADJ.	CONF.	ADJ CONF.
Average RPI Loss: 121		RECORD	PCT. RANK	GAMES	SCHEDULE	OF SCHEDULE	RPI	RPI	RPI	RPI
DIV. I ONLY		17- 4	24	1- 0	194	126	59	59	7	7
DIV. I NON-CONF.		8- 2	52	0- 0	328	274	130	130	8	8
TOTALS		RPI 1-25	RPI 26-50		W-L RECORDS		RPI 51-100	RPI 101-150	RPI 150+	
17- 4	0- 1	2- 1		OVERALL		4- 1	1- 0		10- 1	
8- 1	0- 0	0- 1		HOME		4- 0	1- 0		3- 0	
9- 3	0- 1	2- 0		AWAY		0- 1	0- 0		7- 1	
0- 0	0- 0	0- 0		NEUTRAL		0- 0	0- 0		0- 0	
8- 2	0- 1	0- 0		NON-CONFERENCE		1- 0	1- 0		6- 1	
3- 0	0- 0	0- 0		HOME		1- 0	1- 0		1- 0	
5- 2	0- 1	0- 0		AWAY		0- 0	0- 0		5- 1	
0- 0	0- 0	0- 0		NEUTRAL		0- 0	0- 0		0- 0	
9- 2	0- 0	2- 1		CONFERENCE		3- 1	0- 0		4- 0	
5- 1	0- 0	0- 1		HOME		3- 0	0- 0		2- 0	
4- 1	0- 0	2- 0		AWAY		0- 1	0- 0		2- 0	
0- 0	0- 0	0- 0		NEUTRAL		0- 0	0- 0		0- 0	

RPI 1-25				RPI 26-50				RPI 51-100				Team's RPI: 59	RPI 101+			
RPI	S	Opponent	Score	RPI	S	Opponent	Score	RPI	S	Opponent	Score		RPI	S	Opponent	Score
3	A	Louisville	73 95	26	A	Central Mich.	70 67	72	H	Toledo	65 64		130	H	High Point	68 55
				32	H	Buffalo	59 66	78	H	Cincinnati	78 65		192	H	Ball St.	60 57
				33	A	Ohio	67 61	79	H	Kent St.	79 63		194	H	Eastern Mich.	63 58
								99	A	Northern Ill.	71 82		200	A	Jacksonville St.	58 41
								99	H	Northern Ill.	70 45		210	A	Bowling Green	82 75
													275	A	Canisius	62 59
													276	A	Western Mich.	81 62
													306	A	Valparaiso	68 47
													331	H	Eastern Ky.	60 44
													335	A	Detroit Mercy	78 59
													336	A	UIC	65 56
													349	A	Florida A&M	56 57
LAST 12 Division I GAMES:																
				99	H	Northern Ill.	70 45	192	H	Ball St.	60 57					
				210	A	Bowling Green	82 75	26	A	Central Mich.	70 67					
				194	H	Eastern Mich.	63 58	32	H	Buffalo	59 66					
				276	A	Western Mich.	81 62	72	H	Toledo	65 64					
				33	A	Ohio	67 61	99	A	Northern Ill.	71 82					
				79	H	Kent St.	79 63	200	A	Jacksonville St.	58 41					

Non-Div I Games: Ohio Dominican 74 29

Miami (OH)

■ Loss,
 ■ Non-Conf, S Site,
 ■ Home
 ■ Away
 N Neutral

RPI 1-25			
RPI	S	Opponent	Score
7	A	NC State	55 66
9	A	Marquette	74 85
12	A	Iowa	61 75
12	H	Iowa	90 81
17	A	Maryland	69 83
23	H	Michigan St.	73 77
24	N	Missouri	70 54
25	N	Texas	52 69

RPI 26-50				Team's RPI: 49	
RPI	S	Opponent	Score		
44	A	Indiana	60	70	
44	H	Indiana	67	58	

RPI 51-100			
RPI	S	Opponent	Score
65	A	Purdue	70 71
89	H	Northwestern	79 78
90	H	Ohio St.	62 58
94	A	Nebraska	56 70
94	H	Nebraska	67 61

RPI 101+			
RPI	S	Opponent	Score
101	H	Minnesota	76 60
137	A	Penn St.	66 62
156	N	Washington	80 73
176	A	Wisconsin	76 70
185	H	Southern U.	76 35
263	H	Mt. St. Mary's	88 40
276	A	Western Mich.	79 42
296	H	Morgan St.	70 47
299	A	Oakland	85 59
335	H	Detroit Mercy	95 62
351	H	LIU Brooklyn	83 38

LAST 12 Division I GAMES:					
156	N	Washington	80	73	
25	N	Texas	52	69	
44	H	Indiana	67	58	
137	A	Penn St.	66	62	
94	H	Nebraska	67	61	
176	A	Wisconsin	76	70	
12	H	Iowa	90	81	
23	H	Michigan St.	73	77	
44	A	Indiana	60	70	
90	H	Ohio St.	62	58	
12	A	Iowa	61	75	
17	A	Maryland	69	83	

Michigan

Page 166

Average RPI Win: 137		WON-LOST	WINNING	LAST 10	STRENGTH OF	OPP. STRENGTH	TEAM	ADJ.	CONF.	ADJ CONF.
Average RPI Loss: 64		RECORD	PCT. RANK	GAMES	SCHEDULE	OF SCHEDULE	RPI	RPI	RPI	RPI
DIV. I ONLY		17- 7	70	0- 1	44	38	23	23	4	4
DIV. I NON-CONF.		10- 1	17	0- 0	177	44	33	33	6	6
TOTALS		RPI 1-25	RPI 26-50		W-L RECORDS		RPI 51-100	RPI 101-150	RPI 150+	
17- 7	3- 2	2- 2		OVERALL		3- 2	2- 0		7- 1	
13- 0	3- 0	1- 0		HOME		3- 0	1- 0		5- 0	
3- 6	0- 1	1- 2		AWAY		0- 2	1- 0		1- 1	
1- 1	0- 1	0- 0		NEUTRAL		0- 0	0- 0		1- 0	
10- 1	1- 1	0- 0		NON-CONFERENCE		2- 0	1- 0		6- 0	
7- 0	1- 0	0- 0		HOME		2- 0	0- 0		4- 0	
2- 0	0- 0	0- 0		AWAY		0- 0	1- 0		1- 0	
1- 1	0- 1	0- 0		NEUTRAL		0- 0	0- 0		1- 0	
7- 6	2- 1	2- 2		CONFERENCE		1- 2	1- 0		1- 1	
6- 0	2- 0	1- 0		HOME		1- 0	1- 0		1- 0	
1- 6	0- 1	1- 2		AWAY		0- 2	0- 0		0- 1	
0- 0	0- 0	0- 0		NEUTRAL		0- 0	0- 0		0- 0	

RPI 1-25				Team's RPI: 23		RPI 26-50				RPI 51-100				RPI 101+					
RPI	S	Opponent	Score		RPI	S	Opponent	Score		RPI	S	Opponent	Score		RPI	S	Opponent	Score	
4	H	Oregon	88	82	28	A	Rutgers	62	76	65	H	Purdue	74	66	101	H	Minnesota	86	68
7	N	NC State	74	78	44	A	Indiana	64	68	77	H	Wright St.	84	68	106	A	Hartford	74	66
12	A	Iowa	71	86	44	H	Indiana	77	61	89	A	Northwestern	62	70	176	A	Wisconsin	62	79
12	H	Iowa	84	70	49	A	Michigan	77	73	90	A	Ohio St.	55	65	188	H	Illinois	77	60
17	H	Maryland	77	60						100	H	Virginia	91	66	210	H	Bowling Green	99	69

Non-Div I Games:

Michigan St.

Loss, Non-Conf, S Site, H Home A Away N Neutral

Average RPI Win:	198	WON-LOST	WINNING	LAST 10	STRENGTH OF	OPP. STRENGTH	TEAM	ADJ.	CONF.	ADJ CONF.
Average RPI Loss:	74	RECORD	PCT. RANK	GAMES	SCHEDULE	OF SCHEDULE	RPI	RPI	RPI	RPI
DIV. I ONLY	19- 6	39	0- 1	110	164	51	51	14	14	
DIV. I NON-CONF.	9- 4	85	0- 1	80	221	48	48	18	18	
TOTALS	RPI 1-25	RPI 26-50	W-L RECORDS	RPI 51-100	RPI 101-150	RPI 150+				
19- 6	0- 1	0- 1	OVERALL	1- 2	5- 2	13- 0				
9- 2	0- 0	0- 1	HOME	0- 1	4- 0	5- 0				
8- 4	0- 1	0- 0	AWAY	1- 1	0- 2	7- 0				
2- 0	0- 0	0- 0	NEUTRAL	0- 0	1- 0	1- 0				
9- 4	0- 1	0- 0	NON-CONFERENCE	1- 1	2- 2	6- 0				
4- 1	0- 0	0- 0	HOME	0- 1	1- 0	3- 0				
3- 3	0- 1	0- 0	AWAY	1- 0	0- 2	2- 0				
2- 0	0- 0	0- 0	NEUTRAL	0- 0	1- 0	1- 0				
10- 2	0- 0	0- 1	CONFERENCE	0- 1	3- 0	7- 0				
5- 1	0- 0	0- 1	HOME	0- 0	3- 0	2- 0				
5- 1	0- 0	0- 0	AWAY	0- 1	0- 0	5- 0				
0- 0	0- 0	0- 0	NEUTRAL	0- 0	0- 0	0- 0				

RPI 1-25				RPI 26-50				RPI 51-100 Team's RPI: 51				RPI 101+			
RPI	S	Opponent	Score	RPI	S	Opponent	Score	RPI	S	Opponent	Score	RPI	S	Opponent	Score
22	A	Kentucky	55 72	34	H	Rice	47 60	69	H	Belmont	38 45	120	H	UAB	60 44
								70	A	Old Dominion	65 70	121	A	Fordham	49 61
								97	A	Troy	67 64	126	H	Western Ky.	81 69
												128	A	Tennessee Tech	64 68
												136	H	Georgia St.	69 54
												143	N	Chattanooga	58 47
												150	H	Louisiana Tech	75 38
												151	A	Charlotte	62 55
												173	H	North Texas	61 46
												186	H	Vanderbilt	65 58
												190	H	Southern Miss.	66 49
												197	H	UNC Asheville	67 46
												199	A	UNLV	66 62
												203	N	Dartmouth	70 58
												209	A	Furman	78 71
												269	A	UTEP	79 49
												294	A	Fla. Atlantic	74 55
												300	A	UTSA	72 52
												310	H	Mississippi Val.	101 51
												318	A	FIU	49 43
LAST 12 Division I GAMES:															
121	A	Fordham	49 61	173	H	North Texas	61 46								
199	A	UNLV	66 62	34	H	Rice	47 60								
126	H	Western Ky.	81 69	269	A	UTEP	79 49								
70	A	Old Dominion	65 70	300	A	UTSA	72 52								
151	A	Charlotte	62 55	150	H	Louisiana Tech	75 38								
120	H	UAB	60 44	190	H	Southern Miss.	66 49								

Non-Div I Games:

Middle Tenn.

Average RPI Win:	268	WON-LOST	WINNING	LAST 10	STRENGTH OF	OPP. STRENGTH	TEAM	ADJ.	CONF.	ADJ CONF.
Average RPI Loss:	91	RECORD	PCT. RANK	GAMES	SCHEDULE	OF SCHEDULE	RPI	RPI	RPI	RPI
DIV. I ONLY	12- 12	163	1- 0	219	144	191	191	21	21	
DIV. I NON-CONF.	5- 6	177	0- 0	163	81	181	181	17	17	
TOTALS	RPI 1-25	RPI 26-50	W-L RECORDS	RPI 51-100	RPI 101-150	RPI 150+				
12- 12	0- 2	0- 2	OVERALL	0- 4	1- 2	11- 2				
6- 6	0- 2	0- 0	HOME	0- 2	1- 1	5- 1				
5- 6	0- 0	0- 2	AWAY	0- 2	0- 1	5- 1				
1- 0	0- 0	0- 0	NEUTRAL	0- 0	0- 0	1- 0				
5- 6	0- 2	0- 2	NON-CONFERENCE	0- 0	0- 1	5- 1				
2- 3	0- 2	0- 0	HOME	0- 0	0- 0	2- 1				
2- 3	0- 0	0- 2	AWAY	0- 0	0- 1	2- 0				
1- 0	0- 0	0- 0	NEUTRAL	0- 0	0- 0	1- 0				
7- 6	0- 0	0- 0	CONFERENCE	0- 4	1- 1	6- 1				
4- 3	0- 0	0- 0	HOME	0- 2	1- 1	3- 0				
3- 3	0- 0	0- 0	AWAY	0- 2	0- 0	3- 1				
0- 0	0- 0	0- 0	NEUTRAL	0- 0	0- 0	0- 0				

RPI 1-25				RPI 26-50				RPI 51-100				RPI 101+ Team's RPI: 191			
RPI	S	Opponent	Score	RPI	S	Opponent	Score	RPI	S	Opponent	Score	RPI	S	Opponent	Score
9	H	Marquette	74 83	44	A	Indiana	66 68	66	A	Green Bay	45 59	109	A	Fresno St.	48 65
18	H	Florida St.	62 87	48	A	Saint Mary's (CA)	71 73	66	H	Green Bay	62 76	114	H	Youngstown St.	71 68
								77	A	Wright St.	57 61	124	H	IUPUI	66 67
								77	H	Wright St.	69 73	163	N	UC Riverside	56 54
												176	H	Wisconsin	57 68
												227	A	North Dakota	64 46
												257	H	Columbia	78 65
												272	A	Northern Ky.	54 55
												272	H	Northern Ky.	59 38
												278	A	Cleveland St.	78 60
												278	H	Cleveland St.	59 53
												299	A	Oakland	79 52
												324	A	North Dakota St.	57 55
												332	H	Purdue Fort Wayne	70 48
												335	A	Detroit Mercy	62 44
												336	H	UIC	72 53
LAST 12 Division I GAMES:															
278	A	Cleveland St.	78 60	335	A	Detroit Mercy	62 44								
272	H	Northern Ky.	59 38	299	A	Oakland	79 52								
77	H	Wright St.	69 73	278	H	Cleveland St.	59 53								
66	A	Green Bay	45 59	114	H	Youngstown St.	71 68								
336	H	UIC	72 53	77	A	Wright St.	57 61								
124	H	IUPUI	66 67	272	A	Northern Ky.	54 55								

Non-Div I Games:

Milwaukee

■ Loss,
■ Non-Conf,
■ S Site,
■ H Home
■ A Away
N Neutral

Average RPI Win:	182	WON-LOST	WINNING	LAST 10	STRENGTH OF	OPP. STRENGTH	TEAM	ADJ.	CONF.	ADJ CONF.
Average RPI Loss:	74	RECORD	PCT. RANK	GAMES	SCHEDULE	OF SCHEDULE	RPI	RPI	RPI	RPI
DIV. I ONLY	18- 7	66	1- 0	191	63	101	101	4	4	
DIV. I NON-CONF.	11- 0	1	0- 0	344	156	94	94	6	6	
TOTALS	RPI 1-25	RPI 26-50	W-L RECORDS	RPI 51-100	RPI 101-150	RPI 150+				
18- 7	1- 2	2- 1	OVERALL	3- 3	1- 0	11- 1				
12- 4	1- 1	1- 0	HOME	1- 2	0- 0	9- 1				
6- 3	0- 1	1- 1	AWAY	2- 1	1- 0	2- 0				
0- 0	0- 0	0- 0	NEUTRAL	0- 0	0- 0	0- 0				
11- 0	1- 0	0- 0	NON-CONFERENCE	0- 0	1- 0	9- 0				
9- 0	1- 0	0- 0	HOME	0- 0	0- 0	8- 0				
2- 0	0- 0	0- 0	AWAY	0- 0	1- 0	1- 0				
0- 0	0- 0	0- 0	NEUTRAL	0- 0	0- 0	0- 0				
7- 7	0- 2	2- 1	CONFERENCE	3- 3	0- 0	2- 1				
3- 4	0- 1	1- 0	HOME	1- 2	0- 0	1- 1				
4- 3	0- 1	1- 1	AWAY	2- 1	0- 0	1- 0				
0- 0	0- 0	0- 0	NEUTRAL	0- 0	0- 0	0- 0				

RPI	S	Opponent	Score	RPI	S	Opponent	Score	RPI	S	Opponent	Score	RPI	S	Opponent	Score	Team's RPI: 101
8	H	Syracuse	72 68	28	H	Rutgers	60 46	65	A	Purdue	65 45	105	A	Boston College	77 69	
12	H	Iowa	63 81	44	A	Indiana	65 61	65	H	Purdue	53 64	174	A	Xavier	78 53	
23	A	Michigan St.	68 86	49	A	Michigan	60 76	89	A	Northwestern	61 54	176	A	Wisconsin	78 50	
								89	H	Northwestern	73 64	176	H	Wisconsin	74 56	
								90	H	Ohio St.	55 65	188	H	Illinois	62 66	
								94	A	Nebraska	57 63	229	H	Rhode Island	91 71	
												249	H	San Diego	53 48	
												260	H	Cornell	65 45	
												267	H	Air Force	67 50	
												314	H	Incarnate Word	75 39	
												321	H	New Hampshire	70 47	
												328	H	Coppin St.	84 52	
												347	H	Ark.-Pine Bluff	84 42	
LAST 12 Division I GAMES:																
65	A	Purdue	65 45	65	H	Purdue	53 64									
89	H	Northwestern	73 64	94	A	Nebraska	57 63									
44	A	Indiana	65 61	176	A	Wisconsin	78 50									
28	H	Rutgers	60 46	12	H	Iowa	63 81									
89	A	Northwestern	61 54	23	A	Michigan St.	68 86									
90	H	Ohio St.	55 65	188	H	Illinois	62 66									

Non-Div I Games:

Minnesota

■ Loss,
■ Non-Conf, S Site,
■ Home
■ Away
N Neutral

Average RPI Win:	129	WON-LOST	WINNING	LAST 10	STRENGTH OF	OPP. STRENGTH	TEAM	ADJ.	CONF.	ADJ CONF.
Average RPI Loss:	14	RECORD	PCT. RANK	GAMES	SCHEDULE	OF SCHEDULE	RPI	RPI	RPI	RPI
DIV. I ONLY	22- 2	6	0- 1	40	34	10	10	5	5	
DIV. I NON-CONF.	12- 1	11	0- 0	81	45	13	13	5	5	
TOTALS	RPI 1-25	RPI 26-50	W-L RECORDS	RPI 51-100	RPI 101-150	RPI 150+				
22- 2	4- 2	1- 0	OVERALL	6- 0	2- 0	9- 0				
12- 1	3- 1	0- 0	HOME	2- 0	1- 0	6- 0				
10- 1	1- 1	1- 0	AWAY	4- 0	1- 0	3- 0				
0- 0	0- 0	0- 0	NEUTRAL	0- 0	0- 0	0- 0				
12- 1	2- 1	1- 0	NON-CONFERENCE	2- 0	0- 0	7- 0				
7- 0	1- 0	0- 0	HOME	1- 0	0- 0	5- 0				
5- 1	1- 1	1- 0	AWAY	1- 0	0- 0	2- 0				
0- 0	0- 0	0- 0	NEUTRAL	0- 0	0- 0	0- 0				
10- 1	2- 1	0- 0	CONFERENCE	4- 0	2- 0	2- 0				
5- 1	2- 1	0- 0	HOME	1- 0	1- 0	1- 0				
5- 0	0- 0	0- 0	AWAY	3- 0	1- 0	1- 0				
0- 0	0- 0	0- 0	NEUTRAL	0- 0	0- 0	0- 0				

RPI	S	Opponent	Score	RPI	S	Opponent	Score	RPI	S	Opponent	Score	RPI	S	Opponent	Score
4	A	Oregon	74 82	50	A	Little Rock	98 63	53	H	Tennessee	91 63	107	H	Georgia	80 71
9	H	Marquette	87 82					57	A	Auburn	85 59	134	A	Alabama	65 49
14	H	South Carolina	89 74					60	A	LSU	68 35	156	A	Washington	103 56
22	H	Kentucky	86 71					66	H	Lamar University	104 53	190	A	Southern Miss.	86 42
24	H	Missouri	67 75					83	A	Arkansas	93 69	198	H	Ole Miss	80 49
25	A	Texas	67 49					100	A	Virginia	72 44	209	H	Furman	106 41
												217	A	Florida	90 42
												219	H	Southeast Mo. St.	88 53
												253	H	Louisiana	104 36
												289	H	Jackson St.	105 38
												328	H	Coppin St.	110 38
LAST 12 Division I GAMES:															
24	H	Missouri	67 75	14	H	South Carolina	89 74								
53	H	Tennessee	91 63	57	A	Auburn	85 59								
134	A	Alabama	65 49	107	H	Georgia	80 71								
60	A	LSU	68 35	22	H	Kentucky	86 71								
198	H	Ole Miss	80 49	83	A	Arkansas	93 69								
217	A	Florida	90 42	253	H	Louisiana	104 36								

Non-Div I Games:

Mississippi St.

■ Loss,
■ Non-Conf, S Site,
■ Home
■ Away
N Neutral

Average RPI Win:	271	WON-LOST	WINNING	LAST 10	STRENGTH OF	OPP. STRENGTH	TEAM	ADJ.	CONF.	ADJ CONF.
Average RPI Loss:	201	RECORD	PCT. RANK	GAMES	SCHEDULE	OF SCHEDULE	RPI	RPI	RPI	RPI
DIV. I ONLY	4- 18	321	0- 1	259	331	310	310	29	29	
DIV. I NON-CONF.	1- 10	330	0- 0	94	288	271	271	28	28	
TOTALS	RPI 1-25	RPI 26-50	W-L RECORDS	RPI 51-100	RPI 101-150	RPI 150+				
4- 18	0- 0	0- 1	OVERALL	0- 2	0- 2	4- 13				
1- 4	0- 0	0- 0	HOME	0- 0	0- 1	1- 3				
3- 13	0- 0	0- 1	AWAY	0- 1	0- 1	3- 10				
0- 1	0- 0	0- 0	NEUTRAL	0- 1	0- 0	0- 0				
1- 10	0- 0	0- 1	NON-CONFERENCE	0- 2	0- 2	1- 5				
0- 1	0- 0	0- 0	HOME	0- 0	0- 1	0- 0				
1- 8	0- 0	0- 1	AWAY	0- 1	0- 1	1- 5				
0- 1	0- 0	0- 0	NEUTRAL	0- 1	0- 0	0- 0				
3- 8	0- 0	0- 0	CONFERENCE	0- 0	0- 0	3- 8				
1- 3	0- 0	0- 0	HOME	0- 0	0- 0	1- 3				
2- 5	0- 0	0- 0	AWAY	0- 0	0- 0	2- 5				
0- 0	0- 0	0- 0	NEUTRAL	0- 0	0- 0	0- 0				

RPI	S	Opponent	Score	RPI	S	Opponent	Score	RPI	S	Opponent	Score	RPI	S	Opponent	Score	Team's RPI: 310
35	A	TCU	47	96	51	A	Middle Tenn.	51	101	132	A	UT Martin	51	110		
					97	N	Troy	54	75	140	H	North Ala.	72	86		
										180	A	Nicholls St.	47	72		
										183	A	Arkansas St.	57	60		
										185	A	Southern U.	67	74		
										190	A	Southern Miss.	60	67		
										201	H	Prairie View	65	75		
										212	H	Texas Southern	50	68		
										221	A	SMU	47	62		
										223	A	Grambling	54	52		
										252	A	Alabama St.	67	73		
										252	H	Alabama St.	64	62		
										261	A	Austin Peay	95	89		
										289	A	Jackson St.	56	87		
										298	A	La.-Monroe	65	72		
										301	A	Alabama A&M	70	78		
										301	H	Alabama A&M	60	80		
										347	A	Ark.-Pine Bluff	62	56		
										350	A	Alcorn	63	73		
LAST 12 Division I GAMES:																
252	A	Alabama St.	67	73	185	A	Southern U.	67	74							
301	A	Alabama A&M	70	78	350	A	Alcorn	63	73							
223	A	Grambling	54	52	252	H	Alabama St.	64	62							
289	A	Jackson St.	56	87	301	H	Alabama A&M	60	80							
212	H	Texas Southern	50	68	347	A	Ark.-Pine Bluff	62	56							
201	H	Prairie View	65	75	132	A	UT Martin	51	110							

Non-Div I Games:

Mississippi Val.

■ Loss,
 ■ Non-Conf,
 ■ S Site,
 ■ Home
 ■ Away
 N Neutral

Average RPI Win:	128	WON-LOST	WINNING	LAST 10	STRENGTH OF	OPP. STRENGTH	TEAM	ADJ.	CONF.	ADJ CONF.
Average RPI Loss:	67	RECORD	PCT. RANK	GAMES	SCHEDULE	OF SCHEDULE	RPI	RPI	RPI	RPI
DIV. I ONLY	19- 7	59	1- 0	36	58	24	24	5	5	
DIV. I NON-CONF.	11- 3	56	1- 0	70	104	41	41	5	5	
TOTALS	RPI 1-25	RPI 26-50	W-L RECORDS	RPI 51-100	RPI 101-150	RPI 150+				
19- 7	2- 2	0- 2	OVERALL	7- 2	1- 0	9- 1				
11- 2	1- 0	0- 1	HOME	3- 1	1- 0	6- 0				
6- 4	1- 2	0- 0	AWAY	2- 1	0- 0	3- 1				
2- 1	0- 0	0- 1	NEUTRAL	2- 0	0- 0	0- 0				
11- 3	0- 0	0- 2	NON-CONFERENCE	4- 1	0- 0	7- 0				
5- 2	0- 0	0- 1	HOME	1- 1	0- 0	4- 0				
4- 0	0- 0	0- 0	AWAY	1- 0	0- 0	3- 0				
2- 1	0- 0	0- 1	NEUTRAL	2- 0	0- 0	0- 0				
8- 4	2- 2	0- 0	CONFERENCE	3- 1	1- 0	2- 1				
6- 0	1- 0	0- 0	HOME	2- 0	1- 0	2- 0				
2- 4	1- 2	0- 0	AWAY	1- 1	0- 0	0- 1				
0- 0	0- 0	0- 0	NEUTRAL	0- 0	0- 0	0- 0				

RPI	S	Opponent	Score	RPI	S	Opponent	Score	RPI	S	Opponent	Score	RPI	S	Opponent	Score
10	A	Mississippi St.	75 67	38	H	South Dakota	61 74	53	A	Tennessee	66 64	107	H	Georgia	61 35
14	A	South Carolina	65 79	49	N	Michigan	54 70	57	H	Auburn	74 65	178	H	Texas St.	69 50
19	H	Texas A&M	70 65					60	A	LSU	51 61	183	H	Arkansas St.	70 50
22	A	Kentucky	41 52					63	A	West Virginia	68 51	184	A	Saint Louis	74 62
								64	N	Quinnipiac	65 51	186	H	Vanderbilt	69 46
								66	H	Green Bay	49 56	188	A	Illinois	67 45
								75	H	Missouri St.	65 61	198	H	Ole Miss	78 55
								83	H	Arkansas	71 53	217	A	Florida	56 58
								86	N	Duke	62 54	218	A	Western Ill.	89 64
												228	H	UMKC	66 59
												245	H	SIUE	59 36
LAST 12 Division I GAMES:															
86	N	Duke	62 54	57	H	Auburn	74 65								
64	N	Quinnipiac	65 51	22	A	Kentucky	41 52								
10	A	Mississippi St.	75 67	14	A	South Carolina	65 79								
186	H	Vanderbilt	69 46	107	H	Georgia	61 35								
19	H	Texas A&M	70 65	217	A	Florida	56 58								
60	A	LSU	51 61	83	H	Arkansas	71 53								

Non-Div I Games:

Missouri

Average RPI Win:	173	WON-LOST	WINNING	LAST 10	STRENGTH OF	OPP. STRENGTH	TEAM	ADJ.	CONF.	ADJ CONF.
Average RPI Loss:	112	RECORD	PCT. RANK	GAMES	SCHEDULE	OF SCHEDULE	RPI	RPI	RPI	RPI
DIV. I ONLY	14- 8	99	0- 1	72	125	75	75	13	13	
DIV. I NON-CONF.	4- 7	228	0- 0	52	55	157	157	14	14	
TOTALS	RPI 1-25	RPI 26-50	W-L RECORDS	RPI 51-100	RPI 101-150	RPI 150+				
14- 8	1- 2	1- 2	OVERALL	1- 0	1- 0	10- 4				
7- 3	0- 1	1- 1	HOME	0- 0	0- 0	6- 1				
5- 5	1- 1	0- 1	AWAY	1- 0	0- 0	3- 3				
2- 0	0- 0	0- 0	NEUTRAL	0- 0	1- 0	1- 0				
4- 7	0- 2	1- 2	NON-CONFERENCE	0- 0	1- 0	2- 3				
2- 2	0- 1	1- 1	HOME	0- 0	0- 0	1- 0				
0- 5	0- 1	0- 1	AWAY	0- 0	0- 0	0- 3				
2- 0	0- 0	0- 0	NEUTRAL	0- 0	1- 0	1- 0				
10- 1	1- 0	0- 0	CONFERENCE	1- 0	0- 0	8- 1				
5- 1	0- 0	0- 0	HOME	0- 0	0- 0	5- 1				
5- 0	1- 0	0- 0	AWAY	1- 0	0- 0	3- 0				
0- 0	0- 0	0- 0	NEUTRAL	0- 0	0- 0	0- 0				

RPI 1-25				RPI 26-50				RPI 51-100				Team's RPI: 75				RPI 101+			
RPI	S	Opponent	Score	RPI	S	Opponent	Score	RPI	S	Opponent	Score			RPI	S	Opponent	Score		
13	H	Gonzaga	67 70	38	H	South Dakota	74 85	81	A	UNI	63 58			150	N	Louisiana Tech	82 70		
20	A	Drake	85 79	44	A	Indiana	74 98							152	A	Southern Ill.	70 58		
24	A	Missouri	61 65	50	H	Little Rock	48 44							152	H	Southern Ill.	66 51		
														162	A	Bradley	68 56		
														170	A	Illinois St.	59 47		
														170	H	Illinois St.	56 60		
														173	A	North Texas	76 83		
														187	H	Indiana St.	71 58		
														189	A	Santa Clara	73 77		
														192	H	Ball St.	74 54		
														225	H	Loyola Chicago	84 49		
														245	N	SIUE	68 65		
														246	A	Wichita St.	60 63		
														306	H	Valparaiso	108 63		
														334	H	Evansville	88 66		
LAST 12 Division I GAMES:																			
				170	H	Illinois St.	56 60					170	A	Illinois St.	59 47				
				152	A	Southern Ill.	70 58					162	A	Bradley	68 56				
				81	A	UNI	63 58					152	H	Southern Ill.	66 51				
				20	A	Drake	85 79					334	H	Evansville	88 66				
				306	H	Valparaiso	108 63					187	H	Indiana St.	71 58				
				225	H	Loyola Chicago	84 49					50	H	Little Rock	48 44				

Non-Div I Games:

Missouri St.

■ Loss,
■ Non-Conf,
■ S Site,
■ H Home
■ A Away
N Neutral

Average RPI Win: 258	WON-LOST	WINNING	LAST 10	STRENGTH OF	OPP. STRENGTH	TEAM	ADJ.	CONF.	ADJ CONF.
Average RPI Loss: 171	RECORD	PCT. RANK	GAMES	SCHEDULE	OF SCHEDULE	RPI	RPI	RPI	RPI
DIV. I ONLY	10- 14	221	0- 1	241	257	239	239	26	26
DIV. I NON-CONF.	4- 7	228	0- 0	194	219	224	224	27	27
TOTALS	RPI 1-25	RPI 26-50	W-L RECORDS	RPI 51-100	RPI 101-150	RPI 150+			
10- 14	0- 0	0- 1	OVERALL	0- 4	0- 1	10- 8			
5- 7	0- 0	0- 1	HOME	0- 2	0- 0	5- 4			
5- 7	0- 0	0- 0	AWAY	0- 2	0- 1	5- 4			
0- 0	0- 0	0- 0	NEUTRAL	0- 0	0- 0	0- 0			
4- 7	0- 0	0- 1	NON-CONFERENCE	0- 2	0- 0	4- 4			
2- 3	0- 0	0- 1	HOME	0- 1	0- 0	2- 1			
2- 4	0- 0	0- 0	AWAY	0- 1	0- 0	2- 3			
0- 0	0- 0	0- 0	NEUTRAL	0- 0	0- 0	0- 0			
6- 7	0- 0	0- 0	CONFERENCE	0- 2	0- 1	6- 4			
3- 4	0- 0	0- 0	HOME	0- 1	0- 0	3- 3			
3- 3	0- 0	0- 0	AWAY	0- 1	0- 1	3- 1			
0- 0	0- 0	0- 0	NEUTRAL	0- 0	0- 0	0- 0			

RPI S	Opponent	Score	RPI S	Opponent	Score	RPI S	Opponent	Score	RPI S	Opponent	Score	Team's RPI: 239
			39 H	Bucknell	32 70	64 A	Quinnipiac	38 67	145 A	Marist	45 69	
						64 H	Quinnipiac	46 58	153 A	Lehigh	48 63	
						68 A	Virginia Tech	49 82	175 A	Rider	50 65	
						85 H	Princeton	47 79	175 H	Rider	43 55	
									196 A	East Carolina	67 73	
									205 A	George Washington	55 51	
									208 H	Navy	68 67	
									226 A	Sacred Heart	55 50	
									233 H	Niagara	76 54	
									234 H	Albany (NY)	64 56	
									275 H	Canisius	67 61	
									290 A	Siena	56 54	
									290 H	Siena	68 77	
									293 A	Fairfield	73 63	
									297 H	Manhattan	71 63	
									302 H	Loyola Maryland	67 75	
									320 A	Lafayette	69 73	
									323 A	Iona	55 38	
									323 H	Iona	51 52	
LAST 12 Division I GAMES:												
323 H	Iona	51 52	233 H	Niagara	76 54							
297 H	Manhattan	71 63	275 H	Canisius	67 61							
290 A	Siena	56 54	290 H	Siena	68 77							
175 A	Rider	50 65	145 A	Marist	45 69							
293 A	Fairfield	73 63	64 A	Quinnipiac	38 67							
64 H	Quinnipiac	46 58	175 H	Rider	43 55							

Non-Div I Games:

Monmouth

■ Loss,
 ■ Non-Conf, S Site,
 ■ Home
 ■ Away
 N Neutral

Montana

Through Games Of Feb. 15, 2019

Average RPI Win: 220	WON-LOST	WINNING	LAST 10	STRENGTH OF	OPP. STRENGTH	TEAM	ADJ.	CONF.	ADJ CONF.
Average RPI Loss: 111	RECORD	PCT. RANK	GAMES	SCHEDULE	OF SCHEDULE	RPI	RPI	RPI	RPI
DIV. I ONLY	10- 11	185	1- 0	156	146	169	169	16	16
DIV. I NON-CONF.	4- 4	162	1- 0	31	140	76	76	12	12
TOTALS	RPI 1-25	RPI 26-50	W-L RECORDS	RPI 51-100	RPI 101-150	RPI 150+			
10- 11	0- 1	0- 1	OVERALL	3- 3	0- 3	7- 3			
6- 3	0- 0	0- 1	HOME	3- 0	0- 1	3- 1			
3- 8	0- 1	0- 0	AWAY	0- 3	0- 2	3- 2			
1- 0	0- 0	0- 0	NEUTRAL	0- 0	0- 0	1- 0			
4- 4	0- 1	0- 1	NON-CONFERENCE	2- 1	0- 0	2- 1			
2- 1	0- 0	0- 1	HOME	2- 0	0- 0	0- 0			
1- 3	0- 1	0- 0	AWAY	0- 1	0- 0	1- 1			
1- 0	0- 0	0- 0	NEUTRAL	0- 0	0- 0	1- 0			
6- 7	0- 0	0- 0	CONFERENCE	1- 2	0- 3	5- 2			
4- 2	0- 0	0- 0	HOME	1- 0	0- 1	3- 1			
2- 5	0- 0	0- 0	AWAY	0- 2	0- 2	2- 1			
0- 0	0- 0	0- 0	NEUTRAL	0- 0	0- 0	0- 0			

RPI 1-25				RPI 26-50				RPI 51-100				RPI 101+ Team's RPI: 169			
RPI	S	Opponent	Score	RPI	S	Opponent	Score	RPI	S	Opponent	Score	RPI	S	Opponent	Score
13	A	Gonzaga	52 76	38	H	South Dakota	41 64	73	A	Arizona	51 100	123	H	Northern Colo.	62 73
								82	H	UC Davis	62 56	133	A	Portland St.	60 78
								84	A	Idaho	68 76	146	A	Montana St.	52 74
								84	H	Idaho	82 79	156	A	Washington	54 69
								93	A	Idaho St.	34 50	181	A	Eastern Wash.	64 67
								99	H	Northern Ill.	86 70	181	H	Eastern Wash.	62 68
												215	N	Saint Francis (PA)	79 77
												224	A	Sacramento St.	88 86
												235	H	Northern Ariz.	78 62
												282	H	Southern Utah	79 57
												322	A	Weber St.	72 60
												322	H	Weber St.	64 56
												338	A	Grand Canyon	69 47
LAST 12 Division I GAMES:															
215	N	Saint Francis (PA)	79 77	322	A	Weber St.	72 60								
82	H	UC Davis	62 56	93	A	Idaho St.	34 50								
322	H	Weber St.	64 56	84	H	Idaho	82 79								
181	A	Eastern Wash.	64 67	123	H	Northern Colo.	62 73								
84	A	Idaho	68 76	181	H	Eastern Wash.	62 68								
146	A	Montana St.	52 74	133	A	Portland St.	60 78								

Non-Div I Games: Providence (MT) 90 45

Montana

Loss, Non-Conf, S Site, H Home A Away N Neutral

Average RPI Win:	246	WON-LOST	WINNING	LAST 10	STRENGTH OF	OPP. STRENGTH	TEAM	ADJ.	CONF.	ADJ CONF.
Average RPI Loss:	145	RECORD	PCT. RANK	GAMES	SCHEDULE	OF SCHEDULE	RPI	RPI	RPI	RPI
DIV. I ONLY	16- 8	82	0- 1	211	290	135	135	20	20	
DIV. I NON-CONF.	7- 4	108	0- 0	234	301	147	147	21	21	
TOTALS	RPI 1-25	RPI 26-50	W-L RECORDS	RPI 51-100	RPI 101-150	RPI 150+				
16- 8	0- 2	0- 0	OVERALL	1- 2	2- 0	13- 4				
9- 3	0- 0	0- 0	HOME	0- 1	2- 0	7- 2				
7- 5	0- 2	0- 0	AWAY	1- 1	0- 0	6- 2				
0- 0	0- 0	0- 0	NEUTRAL	0- 0	0- 0	0- 0				
7- 4	0- 2	0- 0	NON-CONFERENCE	1- 0	0- 0	6- 2				
4- 1	0- 0	0- 0	HOME	0- 0	0- 0	4- 1				
3- 3	0- 2	0- 0	AWAY	1- 0	0- 0	2- 1				
0- 0	0- 0	0- 0	NEUTRAL	0- 0	0- 0	0- 0				
9- 4	0- 0	0- 0	CONFERENCE	0- 2	2- 0	7- 2				
5- 2	0- 0	0- 0	HOME	0- 1	2- 0	3- 1				
4- 2	0- 0	0- 0	AWAY	0- 1	0- 0	4- 1				
0- 0	0- 0	0- 0	NEUTRAL	0- 0	0- 0	0- 0				

RPI 1-25				RPI 26-50				RPI 51-100				RPI 101+ Team's RPI: 135			
RPI	S	Opponent	Score	RPI	S	Opponent	Score	RPI	S	Opponent	Score	RPI	S	Opponent	Score
2	A	Baylor	58 96					69	A	Belmont	50 77	128	H	Tennessee Tech	77 56
22	A	Kentucky	57 87					69	H	Belmont	57 77	132	H	UT Martin	85 75
								92	A	Radford	79 72	200	H	Jacksonville St.	66 55
												215	A	Saint Francis (PA)	83 89
												219	H	Southeast Mo. St.	82 54
												220	A	N.C. A&T	72 67
												241	A	Gardner-Webb	84 69
												245	A	SIUE	73 67
												261	A	Austin Peay	80 81
												261	H	Austin Peay	75 84
												264	H	St. Francis Brooklyn	94 101
												277	A	Eastern Ill.	67 57
												279	A	Murray St.	83 61
												291	A	Tennessee St.	85 62
												291	H	Tennessee St.	71 55
												306	H	Valparaiso	68 62
												325	H	Lipscomb	79 44
												334	H	Evansville	85 63
												348	H	Chicago St.	104 68
LAST 12 Division I GAMES:															
261	H	Austin Peay	75 84	128	H	Tennessee Tech	77 56								
69	H	Belmont	57 77	132	H	UT Martin	85 75								
291	H	Tennessee St.	71 55	219	H	Southeast Mo. St.	82 54								
277	A	Eastern Ill.	67 57	291	A	Tennessee St.	85 62								
245	A	SIUE	73 67	69	A	Belmont	50 77								
200	H	Jacksonville St.	66 55	261	A	Austin Peay	80 81								

Non-Div I Games: Alice Lloyd 121 56 Ky. Christian 119 28

Morehead St.

■ Loss,
 ■ Non-Conf,
 ■ S Site,
 ■ Home
 ■ A Away
 N Neutral

Average RPI Win:	328	WON-LOST	WINNING	LAST 10	STRENGTH OF	OPP. STRENGTH	TEAM	ADJ.	CONF.	ADJ CONF.
Average RPI Loss:	182	RECORD	PCT. RANK	GAMES	SCHEDULE	OF SCHEDULE	RPI	RPI	RPI	RPI
DIV. I ONLY	7- 16	273	0- 1	279	342	296	296	32	32	
DIV. I NON-CONF.	1- 11	335	0- 1	167	212	320	320	32	32	
TOTALS	RPI 1-25	RPI 26-50	W-L RECORDS	RPI 51-100	RPI 101-150	RPI 150+				
7- 16	0- 1	0- 1	OVERALL	0- 2	0- 3	7- 9				
4- 4	0- 0	0- 0	HOME	0- 0	0- 0	4- 4				
3- 9	0- 0	0- 1	AWAY	0- 2	0- 2	3- 4				
0- 3	0- 1	0- 0	NEUTRAL	0- 0	0- 1	0- 1				
1- 11	0- 1	0- 1	NON-CONFERENCE	0- 2	0- 3	1- 4				
1- 2	0- 0	0- 0	HOME	0- 0	0- 0	1- 2				
0- 6	0- 0	0- 1	AWAY	0- 2	0- 2	0- 1				
0- 3	0- 1	0- 0	NEUTRAL	0- 0	0- 1	0- 1				
6- 5	0- 0	0- 0	CONFERENCE	0- 0	0- 0	6- 5				
3- 2	0- 0	0- 0	HOME	0- 0	0- 0	3- 2				
3- 3	0- 0	0- 0	AWAY	0- 0	0- 0	3- 3				
0- 0	0- 0	0- 0	NEUTRAL	0- 0	0- 0	0- 0				

RPI S	Opponent	Score	RPI S	Opponent	Score	RPI S	Opponent	Score	RPI S	Opponent	Score	Team's RPI: 296
17 N	Maryland	44 68	49 A	Michigan	47 70	61 A	SFA	42 69	106 A	Hartford	59 80	
						63 A	West Virginia	37 72	107 N	Georgia	33 60	
									126 A	Western Ky.	43 90	
									177 H	UMES	68 73	
									220 A	N.C. A&T	29 62	
									230 A	Howard	56 79	
									233 N	Niagara	57 67	
									238 H	Bethune-Cookman	69 73	
									303 H	Central Conn. St.	36 60	
									304 A	South Carolina St.	63 61	
									304 H	South Carolina St.	62 51	
									311 H	UMBC	68 73	
									318 A	FIU	50 59	
									326 H	UMass Lowell	61 49	
									328 A	Coppin St.	74 57	
									341 A	N.C. Central	65 62	
									346 A	Savannah St.	35 53	
									346 H	Savannah St.	63 47	
									349 H	Florida A&M	75 71	
LAST 12 Division I GAMES:												
233 N	Niagara	57 67	341 A	N.C. Central	65 62							
346 A	Savannah St.	35 53	220 A	N.C. A&T	29 62							
304 A	South Carolina St.	63 61	230 A	Howard	56 79							
328 A	Coppin St.	74 57	304 H	South Carolina St.	62 51							
349 H	Florida A&M	75 71	346 H	Savannah St.	63 47							
238 H	Bethune-Cookman	69 73	177 H	UMES	68 73							

Non-Div I Games: Lincoln (PA) 46 51 Washington Adventis60 43

Morgan St.

Loss, Non-Conf, S Site, H Home A Away N Neutral

Average RPI Win: 258		WON-LOST	WINNING	LAST 10	STRENGTH OF	OPP. STRENGTH	TEAM	ADJ.	CONF.	ADJ CONF.
Average RPI Loss: 206		RECORD	PCT. RANK	GAMES	SCHEDULE	OF SCHEDULE	RPI	RPI	RPI	RPI
DIV. I ONLY		9- 12	218	0- 1	306	333	263	263	31	31
DIV. I NON-CONF.		5- 5	162	0- 0	143	250	133	133	31	31
TOTALS		RPI 1-25	RPI 26-50	W-L RECORDS	RPI 51-100	RPI 101-150	RPI 150+			
9- 12	0- 0		0- 1	OVERALL	1- 1	1- 0	7- 10			
5- 3	0- 0		0- 0	HOME	1- 0	1- 0	3- 3			
4- 9	0- 0		0- 1	AWAY	0- 1	0- 0	4- 7			
0- 0	0- 0		0- 0	NEUTRAL	0- 0	0- 0	0- 0			
5- 5	0- 0		0- 1	NON-CONFERENCE	1- 1	1- 0	3- 3			
2- 1	0- 0		0- 0	HOME	1- 0	1- 0	0- 1			
3- 4	0- 0		0- 1	AWAY	0- 1	0- 0	3- 2			
0- 0	0- 0		0- 0	NEUTRAL	0- 0	0- 0	0- 0			
4- 7	0- 0		0- 0	CONFERENCE	0- 0	0- 0	4- 7			
3- 2	0- 0		0- 0	HOME	0- 0	0- 0	3- 2			
1- 5	0- 0		0- 0	AWAY	0- 0	0- 0	1- 5			
0- 0	0- 0		0- 0	NEUTRAL	0- 0	0- 0	0- 0			

RPI 1-25				RPI 26-50				RPI 51-100				RPI 101+ Team's RPI: 263			
RPI	S	Opponent	Score	RPI	S	Opponent	Score	RPI	S	Opponent	Score	RPI	S	Opponent	Score
				49	A	Michigan	40 88	68	A	Virginia Tech	51 83	110	H	Towson	87 78
								92	H	Radford	89 77	165	A	Duquesne	64 73
												175	A	Rider	67 85
												177	H	UMES	73 86
												215	A	Saint Francis (PA)	66 68
												215	H	Saint Francis (PA)	72 83
												216	A	Robert Morris	58 70
												226	A	Sacred Heart	41 76
												241	A	Gardner-Webb	69 62
												264	H	St. Francis Brooklyn	78 75
												302	A	Loyola Maryland	77 67
												303	H	Central Conn. St.	84 53
												307	H	Bryant	68 73
												308	A	Wagner	76 92
												311	A	UMBC	65 52
												344	A	Fairleigh Dickinson	63 47
												351	A	LIU Brooklyn	61 71
												351	H	LIU Brooklyn	61 45
LAST 12 Division I GAMES:															
				351	A	LIU Brooklyn	61 71	308	A	Wagner	76 92				
				226	A	Sacred Heart	41 76	303	H	Central Conn. St.	84 53				
				215	H	Saint Francis (PA)	72 83	307	H	Bryant	68 73				
				264	H	St. Francis Brooklyn	78 75	215	A	Saint Francis (PA)	66 68				
				351	H	LIU Brooklyn	61 45	216	A	Robert Morris	58 70				
				344	A	Fairleigh Dickinson	63 47	92	H	Radford	89 77				

Non-Div I Games: Washington Col. 74 50

Mt. St. Mary's

Loss, Non-Conf, S Site, H Home A Away N Neutral

Average RPI Win:	283	WON-LOST	WINNING	LAST 10	STRENGTH OF	OPP. STRENGTH	TEAM	ADJ.	CONF.	ADJ CONF.
Average RPI Loss:	159	RECORD	PCT. RANK	GAMES	SCHEDULE	OF SCHEDULE	RPI	RPI	RPI	RPI
DIV. I ONLY	8- 14	248	1- 0	294	212	279	279	20	20	
DIV. I NON-CONF.	2- 7	288	0- 0	239	138	312	312	21	21	
TOTALS	RPI 1-25	RPI 26-50	W-L RECORDS	RPI 51-100	RPI 101-150	RPI 150+				
8- 14	0- 1	0- 1	OVERALL	0- 2	0- 3	8- 7				
5- 5	0- 0	0- 0	HOME	0- 1	0- 1	5- 3				
3- 9	0- 1	0- 1	AWAY	0- 1	0- 2	3- 4				
0- 0	0- 0	0- 0	NEUTRAL	0- 0	0- 0	0- 0				
2- 7	0- 1	0- 1	NON-CONFERENCE	0- 1	0- 0	2- 4				
2- 2	0- 0	0- 0	HOME	0- 0	0- 0	2- 2				
0- 5	0- 1	0- 1	AWAY	0- 1	0- 0	0- 2				
0- 0	0- 0	0- 0	NEUTRAL	0- 0	0- 0	0- 0				
6- 7	0- 0	0- 0	CONFERENCE	0- 1	0- 3	6- 3				
3- 3	0- 0	0- 0	HOME	0- 1	0- 1	3- 1				
3- 4	0- 0	0- 0	AWAY	0- 0	0- 2	3- 2				
0- 0	0- 0	0- 0	NEUTRAL	0- 0	0- 0	0- 0				

RPI 1-25				RPI 26-50				RPI 51-100				RPI 101+ Team's RPI: 279			
RPI	S	Opponent	Score	RPI	S	Opponent	Score	RPI	S	Opponent	Score	RPI	S	Opponent	Score
22	A	Kentucky	49 88	45	A	Butler	65 86	53	A	Tennessee	77 98	128	A	Tennessee Tech	65 74
								69	H	Belmont	58 65	132	A	UT Martin	67 75
												135	H	Morehead St.	61 83
												152	H	Southern Ill.	59 65
												183	A	Arkansas St.	63 74
												188	A	Illinois	52 84
												200	A	Jacksonville St.	64 59
												219	A	Southeast Mo. St.	64 59
												245	A	SIUE	54 71
												245	H	SIUE	81 75
												277	A	Eastern Ill.	67 75
												277	H	Eastern Ill.	60 51
												291	H	Tennessee St.	61 65
												301	H	Alabama A&M	53 59
												325	H	Lipscomb	97 61
												331	A	Eastern Ky.	76 63
												331	H	Eastern Ky.	81 63
												334	H	Evansville	81 53
LAST 12 Division I GAMES:															
331	A	Eastern Ky.	76 63	69	H	Belmont	58 65	245	A	SIUE	54 71	277	A	Eastern Ill.	67 75
245	H	SIUE	81 75	277	A	Eastern Ill.	60 51	219	A	Southeast Mo. St.	64 59	132	A	UT Martin	67 75
277	H	Eastern Ill.	60 51	128	A	Tennessee Tech	65 74	132	A	UT Martin	67 75	331	H	Eastern Ky.	81 63
128	A	Tennessee Tech	65 74	200	A	Jacksonville St.	64 59	331	H	Eastern Ky.	81 63				
200	A	Jacksonville St.	64 59	291	H	Tennessee St.	61 65								

Non-Div I Games: Oakland City 113 55 Bethel (TN) 86 50

Murray St.

Loss, Non-Conf, S Site, H Home A Away N Neutral

Average RPI Win:	294	WON-LOST	WINNING	LAST 10	STRENGTH OF	OPP. STRENGTH	TEAM	ADJ.	CONF.	ADJ CONF.
Average RPI Loss:	143	RECORD	PCT. RANK	GAMES	SCHEDULE	OF SCHEDULE	RPI	RPI	RPI	RPI
DIV. I ONLY	12- 9	131	0- 1	337	285	220	220	32	32	
DIV. I NON-CONF.	2- 9	297	0- 1	264	135	294	294	32	32	
TOTALS	RPI 1-25	RPI 26-50	W-L RECORDS	RPI 51-100	RPI 101-150	RPI 150+				
12- 9	0- 0	0- 0	OVERALL	0- 3	0- 3	12- 3				
4- 3	0- 0	0- 0	HOME	0- 0	0- 3	4- 0				
8- 4	0- 0	0- 0	AWAY	0- 1	0- 0	8- 3				
0- 2	0- 0	0- 0	NEUTRAL	0- 2	0- 0	0- 0				
2- 9	0- 0	0- 0	NON-CONFERENCE	0- 3	0- 3	2- 3				
0- 3	0- 0	0- 0	HOME	0- 0	0- 3	0- 0				
2- 4	0- 0	0- 0	AWAY	0- 1	0- 0	2- 3				
0- 2	0- 0	0- 0	NEUTRAL	0- 2	0- 0	0- 0				
10- 0	0- 0	0- 0	CONFERENCE	0- 0	0- 0	10- 0				
4- 0	0- 0	0- 0	HOME	0- 0	0- 0	4- 0				
6- 0	0- 0	0- 0	AWAY	0- 0	0- 0	6- 0				
0- 0	0- 0	0- 0	NEUTRAL	0- 0	0- 0	0- 0				

RPI S	Opponent	Score	RPI S	Opponent	Score	RPI S	Opponent	Score	RPI S	Opponent	Score	Team's RPI: 220
						74 N	Maine	52 58	102 H	VCU	48 54	
						76 N	Yale	49 59	135 H	Morehead St.	67 72	
						100 A	Virginia	57 67	139 H	Akron	36 49	
									177 A	UMES	51 49	
									177 H	UMES	70 58	
									195 A	Elon	64 73	
									208 A	Navy	49 72	
									238 A	Bethune-Cookman	72 48	
									254 A	ETSU	56 61	
									294 A	Fla. Atlantic	67 65	
									296 H	Morgan St.	62 29	
									304 A	South Carolina St.	58 44	
									328 H	Coppin St.	66 42	
									339 A	Western Caro.	69 51	
									341 A	N.C. Central	52 49	
									345 A	Delaware St.	67 47	
									345 H	Delaware St.	72 49	
									349 A	Florida A&M	56 48	
LAST 12 Division I GAMES:												
			76 N	Yale	49 59	328 H	Coppin St.	66 42				
			177 H	UMES	70 58	296 H	Morgan St.	62 29				
			345 H	Delaware St.	72 49	177 A	UMES	51 49				
			238 A	Bethune-Cookman	72 48	345 A	Delaware St.	67 47				
			349 A	Florida A&M	56 48	304 A	South Carolina St.	58 44				
			341 A	N.C. Central	52 49	294 A	Fla. Atlantic	67 65				

Non-Div I Games: Winston-Salem 60 56 Johnson C. Smith 50 53

N.C. A&T

Loss, Non-Conf, S Site, H Home A Away N Neutral

Average RPI Win:	326	WON-LOST	WINNING	LAST 10	STRENGTH OF	OPP. STRENGTH	TEAM	ADJ.	CONF.	ADJ CONF.
Average RPI Loss:	213	RECORD	PCT. RANK	GAMES	SCHEDULE	OF SCHEDULE	RPI	RPI	RPI	RPI
DIV. I ONLY	6- 17	295	1- 0	346	334	341	341	32	32	
DIV. I NON-CONF.	2- 10	311	0- 0	281	290	341	341	32	32	
TOTALS	RPI 1-25	RPI 26-50	W-L RECORDS	RPI 51-100	RPI 101-150	RPI 150+				
6- 17	0- 1	0- 0	OVERALL	0- 0	0- 3	6- 13				
4- 8	0- 0	0- 0	HOME	0- 0	0- 1	4- 7				
2- 8	0- 1	0- 0	AWAY	0- 0	0- 2	2- 5				
0- 1	0- 0	0- 0	NEUTRAL	0- 0	0- 0	0- 1				
2- 10	0- 1	0- 0	NON-CONFERENCE	0- 0	0- 3	2- 6				
2- 4	0- 0	0- 0	HOME	0- 0	0- 1	2- 3				
0- 5	0- 1	0- 0	AWAY	0- 0	0- 2	0- 2				
0- 1	0- 0	0- 0	NEUTRAL	0- 0	0- 0	0- 1				
4- 7	0- 0	0- 0	CONFERENCE	0- 0	0- 0	4- 7				
2- 4	0- 0	0- 0	HOME	0- 0	0- 0	2- 4				
2- 3	0- 0	0- 0	AWAY	0- 0	0- 0	2- 3				
0- 0	0- 0	0- 0	NEUTRAL	0- 0	0- 0	0- 0				

RPI 1-25				RPI 26-50				RPI 51-100				RPI 101+ Team's RPI: 341			
RPI	S	Opponent	Score	RPI	S	Opponent	Score	RPI	S	Opponent	Score	RPI	S	Opponent	Score
12	A	Iowa	39 106									115	H	UNCW	82 89
												130	A	High Point	69 80
												136	A	Georgia St.	54 65
												177	A	UMES	49 59
												177	H	UMES	61 69
												193	H	Coastal Caro.	66 89
												195	H	Elon	54 83
												220	H	N.C. A&T	49 52
												232	A	Memphis	56 77
												238	A	Bethune-Cookman	54 72
												238	H	Bethune-Cookman	50 67
												271	A	Winthrop	41 66
												282	H	Wofford	66 59
												296	H	Morgan St.	62 65
												305	N	Kennesaw St.	54 78
												308	H	UNC Greensboro	66 57
												328	H	Coppin St.	62 57
												343	H	USC Upstate	63 82
												345	A	Delaware St.	61 71
												345	H	Delaware St.	65 64
												346	A	Savannah St.	71 67
												349	A	Florida A&M	64 57
LAST 12 Division I GAMES:															
345	H	Delaware St.	65 64	296	H	Morgan St.	62 65								
177	H	UMES	61 69	328	H	Coppin St.	62 57								
349	A	Florida A&M	64 57	345	A	Delaware St.	61 71								
238	A	Bethune-Cookman	54 72	177	A	UMES	49 59								
346	A	Savannah St.	71 67	238	H	Bethune-Cookman	50 67								
220	H	N.C. A&T	49 52	232	A	Memphis	56 77								

Non-Div I Games: Wilberforce 55 49

N.C. Central

■ Loss,
 ■ Non-Conf, S Site,
 ■ Home
 ■ Away
 N Neutral

N
C
S
t
a
t
e

NC State				Through Games Of Feb. 15, 2019						
Average RPI Win:	96	WON-LOST	WINNING	LAST 10	STRENGTH OF	OPP. STRENGTH	TEAM	ADJ.	CONF.	ADJ CONF.
Average RPI Loss:	24	RECORD	PCT. RANK	GAMES	SCHEDULE	OF SCHEDULE	RPI	RPI	RPI	RPI
DIV. I ONLY	22- 2	6	1- 0	35	6	7	7	1	1	
DIV. I NON-CONF.	13- 0	1	0- 0	35	31	7	7	1	1	
TOTALS	RPI 1-25	RPI 26-50	W-L RECORDS	RPI 51-100	RPI 101-150	RPI 150+				
22- 2	2- 1	3- 1	OVERALL	9- 0	4- 0	4- 0				
13- 1	0- 0	2- 1	HOME	7- 0	1- 0	3- 0				
7- 1	1- 1	1- 0	AWAY	2- 0	3- 0	0- 0				
2- 0	1- 0	0- 0	NEUTRAL	0- 0	0- 0	1- 0				
13- 0	1- 0	1- 0	NON-CONFERENCE	6- 0	1- 0	4- 0				
9- 0	0- 0	1- 0	HOME	5- 0	0- 0	3- 0				
2- 0	0- 0	0- 0	AWAY	1- 0	1- 0	0- 0				
2- 0	1- 0	0- 0	NEUTRAL	0- 0	0- 0	1- 0				
9- 2	1- 1	2- 1	CONFERENCE	3- 0	3- 0	0- 0				
4- 1	0- 0	1- 1	HOME	2- 0	1- 0	0- 0				
5- 1	1- 1	1- 0	AWAY	1- 0	2- 0	0- 0				
0- 0	0- 0	0- 0	NEUTRAL	0- 0	0- 0	0- 0				
RPI 1-25 Team's RPI: 7				RPI 26-50		RPI 51-100		RPI 101+		
RPI S	Opponent	Score	RPI S	Opponent	Score	RPI S	Opponent	Score	RPI S	Opponent
8 A	Syracuse	77 73	30 H	North Carolina	51 64	68 H	Virginia Tech	70 61	105 A	Boston College
18 A	Florida St.	70 75	42 A	Georgia Tech	68 60	69 H	Belmont	77 62	119 A	Wake Forest
23 N	Michigan St.	78 74	46 H	Clemson	54 51	70 H	Old Dominion	85 56	122 H	Pittsburgh
			49 H	Michigan	66 55	74 H	Maine	84 46	143 A	Chattanooga
						79 H	Kent St.	78 61	154 H	Davidson
						86 H	Duke	63 51	179 H	Hampton
						91 A	Georgetown	76 65	186 H	Vanderbilt
						92 H	Radford	75 58	205 N	George Washington
						100 A	Virginia	66 38		
LAST 12 Division I GAMES:										
8 A	Syracuse	77 73	68 H	Virginia Tech	70 61					
18 A	Florida St.	70 75	100 A	Virginia	66 38					
30 H	North Carolina	51 64	122 H	Pittsburgh	63 34					
119 A	Wake Forest	59 50	105 A	Boston College	85 69					
42 A	Georgia Tech	68 60	86 H	Duke	63 51					
46 H	Clemson	54 51	154 H	Davidson	75 45					

N
C
S
t
a
t
e

Non-Div I Games:

NC State

Average RPI Win:	316	WON-LOST	WINNING	LAST 10	STRENGTH OF	OPP. STRENGTH	TEAM	ADJ.	CONF.	ADJ CONF.
Average RPI Loss:	183	RECORD	PCT. RANK	GAMES	SCHEDULE	OF SCHEDULE	RPI	RPI	RPI	RPI
DIV. I ONLY	5- 18	311	0- 1	245	314	312	312	24	24	
DIV. I NON-CONF.	3- 10	278	0- 0	284	337	314	314	26	26	
TOTALS	RPI 1-25	RPI 26-50	W-L RECORDS	RPI 51-100	RPI 101-150	RPI 150+				
5- 18	0- 0	0- 0	OVERALL	0- 5	0- 3	5- 10				
3- 7	0- 0	0- 0	HOME	0- 2	0- 2	3- 3				
2- 11	0- 0	0- 0	AWAY	0- 3	0- 1	2- 7				
0- 0	0- 0	0- 0	NEUTRAL	0- 0	0- 0	0- 0				
3- 10	0- 0	0- 0	NON-CONFERENCE	0- 3	0- 1	3- 6				
1- 4	0- 0	0- 0	HOME	0- 1	0- 1	1- 2				
2- 6	0- 0	0- 0	AWAY	0- 2	0- 0	2- 4				
0- 0	0- 0	0- 0	NEUTRAL	0- 0	0- 0	0- 0				
2- 8	0- 0	0- 0	CONFERENCE	0- 2	0- 2	2- 4				
2- 3	0- 0	0- 0	HOME	0- 1	0- 1	2- 1				
0- 5	0- 0	0- 0	AWAY	0- 1	0- 1	0- 3				
0- 0	0- 0	0- 0	NEUTRAL	0- 0	0- 0	0- 0				

RPI 1-25				RPI 26-50				RPI 51-100				RPI 101+				Team's RPI: 312	
RPI	S	Opponent	Score	RPI	S	Opponent	Score	RPI	S	Opponent	Score	RPI	S	Opponent	Score		
								62	A	Penn	42	85	106	H	Hartford	53	84
								63	A	West Virginia	50	95	140	A	North Ala.	60	72
								71	A	FGCU	42	61	140	H	North Ala.	54	77
								71	H	FGCU	35	67	175	A	Rider	46	67
								79	H	Kent St.	40	57	206	A	Stetson	48	74
													219	H	Southeast Mo. St.	58	68
													230	A	Howard	57	77
													242	A	Liberty	47	58
													247	H	Jacksonville	56	61
													258	A	Colgate	71	53
													268	H	Vermont	63	71
													305	A	Kennesaw St.	47	70
													305	H	Kennesaw St.	66	60
													325	H	Lipscomb	80	67
													329	A	Saint Peter's	57	70
													339	H	Western Caro.	79	71
													344	A	Fairleigh Dickinson	43	64
													351	A	LIU Brooklyn	72	51
LAST 12 Division I GAMES:																	
				71	A	FGCU	42	61		247	H	Jacksonville	56	61			
				305	A	Kennesaw St.	47	70		325	H	Lipscomb	80	67			
				242	A	Liberty	47	58		140	A	North Ala.	60	72			
				71	H	FGCU	35	67		305	H	Kennesaw St.	66	60			
				140	H	North Ala.	54	77		106	H	Hartford	53	84			
				206	A	Stetson	48	74		79	H	Kent St.	40	57			

Non-Div I Games:

NJIT

■ Loss,
 ■ Non-Conf,
 ■ S Site,
 ■ H Home
 ■ A Away
 N Neutral

Average RPI Win:	241	WON-LOST	WINNING	LAST 10	STRENGTH OF	OPP. STRENGTH	TEAM	ADJ.	CONF.	ADJ CONF.
Average RPI Loss:	174	RECORD	PCT. RANK	GAMES	SCHEDULE	OF SCHEDULE	RPI	RPI	RPI	RPI
DIV. I ONLY	8- 13	241	0- 1	134	299	208	208	18	18	
DIV. I NON-CONF.	4- 5	190	0- 0	132	330	183	183	22	22	
TOTALS	RPI 1-25	RPI 26-50	W-L RECORDS	RPI 51-100	RPI 101-150	RPI 150+				
8- 13	0- 0	0- 1	OVERALL	0- 2	0- 3	8- 7				
4- 6	0- 0	0- 1	HOME	0- 2	0- 2	4- 1				
4- 7	0- 0	0- 0	AWAY	0- 0	0- 1	4- 6				
0- 0	0- 0	0- 0	NEUTRAL	0- 0	0- 0	0- 0				
4- 5	0- 0	0- 0	NON-CONFERENCE	0- 1	0- 2	4- 2				
2- 2	0- 0	0- 0	HOME	0- 1	0- 1	2- 0				
2- 3	0- 0	0- 0	AWAY	0- 0	0- 1	2- 2				
0- 0	0- 0	0- 0	NEUTRAL	0- 0	0- 0	0- 0				
4- 8	0- 0	0- 1	CONFERENCE	0- 1	0- 1	4- 5				
2- 4	0- 0	0- 1	HOME	0- 1	0- 1	2- 1				
2- 4	0- 0	0- 0	AWAY	0- 0	0- 0	2- 4				
0- 0	0- 0	0- 0	NEUTRAL	0- 0	0- 0	0- 0				

RPI S	Opponent	Score	RPI S	Opponent	Score	RPI S	Opponent	Score	RPI S	Opponent	Score	Team's RPI: 208
			39	H Bucknell	43 77	62	H Penn	61 65	138	H Boston U.	35 49	
						98	H American	45 58	141	A Colorado	43 59	
									145	H Marist	48 72	
									153	A Lehigh	55 66	
									153	H Lehigh	38 56	
									175	A Rider	66 60	
									207	A Holy Cross	44 47	
									207	H Holy Cross	54 47	
									220	H N.C. A&T	72 49	
									237	H Saint Joseph's	49 48	
									239	A Monmouth	67 68	
									258	A Colgate	62 49	
									258	H Colgate	67 52	
									267	A Air Force	54 47	
									270	A Norfolk St.	58 65	
									292	A Army West Point	52 55	
									302	A Loyola Maryland	58 46	
									320	A Lafayette	42 55	
LAST 12 Division I GAMES:												
			207	A Holy Cross	44 47	292	A Army West Point	52 55				
			258	H Colgate	67 52	207	H Holy Cross	54 47				
			153	A Lehigh	55 66	258	A Colgate	62 49				
			39	H Bucknell	43 77	98	H American	45 58				
			138	H Boston U.	35 49	153	H Lehigh	38 56				
			320	A Lafayette	42 55	302	A Loyola Maryland	58 46				

Non-Div I Games: Catholic 81 36

Navy

Average RPI Win:	146	WON-LOST	WINNING	LAST 10	STRENGTH OF	OPP. STRENGTH	TEAM	ADJ.	CONF.	ADJ CONF.
Average RPI Loss:	57	RECORD	PCT. RANK	GAMES	SCHEDULE	OF SCHEDULE	RPI	RPI	RPI	RPI
DIV. I ONLY	11- 14	210	0- 1	21	40	94	94	4	4	
DIV. I NON-CONF.	5- 6	177	0- 0	98	36	148	148	6	6	
TOTALS	RPI 1-25	RPI 26-50	W-L RECORDS	RPI 51-100	RPI 101-150	RPI 150+				
11- 14	0- 6	1- 3	OVERALL	4- 2	2- 2	4- 1				
7- 5	0- 2	1- 2	HOME	1- 1	2- 0	3- 0				
3- 9	0- 4	0- 1	AWAY	2- 1	0- 2	1- 1				
1- 0	0- 0	0- 0	NEUTRAL	1- 0	0- 0	0- 0				
5- 6	0- 3	0- 0	NON-CONFERENCE	1- 1	1- 2	3- 0				
4- 1	0- 1	0- 0	HOME	0- 0	1- 0	3- 0				
0- 5	0- 2	0- 0	AWAY	0- 1	0- 2	0- 0				
1- 0	0- 0	0- 0	NEUTRAL	1- 0	0- 0	0- 0				
6- 8	0- 3	1- 3	CONFERENCE	3- 1	1- 0	1- 1				
3- 4	0- 1	1- 2	HOME	1- 1	1- 0	0- 0				
3- 4	0- 2	0- 1	AWAY	2- 0	0- 0	1- 1				
0- 0	0- 0	0- 0	NEUTRAL	0- 0	0- 0	0- 0				

RPI S	Opponent	Score	RPI S	Opponent	Score	RPI S	Opponent	Score	RPI S	Opponent	Score
3	A Louisville	68 85	28	H Rutgers	56 62	65	A Purdue	84 64	101	H Minnesota	63 57
12	A Iowa	71 77	44	H Indiana	78 82	65	H Purdue	67 61	118	A Creighton	65 74
17	A Maryland	63 89	49	A Michigan	61 67	83	A Arkansas	80 84	127	A Washington St.	84 87
17	H Maryland	63 81	49	H Michigan	70 56	89	H Northwestern	54 58	129	H Kansas	58 52
20	H Drake	77 83				90	A Ohio St.	78 69	172	H Denver	96 71
21	A Miami (FL)	68 82				92	N Radford	77 39	176	A Wisconsin	69 70
									188	A Illinois	77 67
									317	H San Jose St.	96 63
									343	H USC Upstate	87 64
LAST 12 Division I GAMES:											
17	A Maryland	63 89	89	H Northwestern	54 58						
65	H Purdue	67 61	101	H Minnesota	63 57						
49	A Michigan	61 67	188	A Illinois	77 67						
44	H Indiana	78 82	28	H Rutgers	56 62						
65	A Purdue	84 64	17	H Maryland	63 81						
176	A Wisconsin	69 70	12	A Iowa	71 77						

Non-Div I Games:

Nebraska

■ Loss,
■ Non-Conf,
■ S Site,
■ H Home
■ A Away
N Neutral

Average RPI Win: 269	WON-LOST	WINNING	LAST 10	STRENGTH OF	OPP. STRENGTH	TEAM	ADJ.	CONF.	ADJ CONF.
Average RPI Loss: 112	RECORD	PCT. RANK	GAMES	SCHEDULE	OF SCHEDULE	RPI	RPI	RPI	RPI
DIV. I ONLY	7- 14	261	0- 1	166	131	240	240	15	15
DIV. I NON-CONF.	3- 7	256	0- 1	227	99	284	284	13	13
TOTALS	RPI 1-25	RPI 26-50	W-L RECORDS	RPI 51-100	RPI 101-150	RPI 150+			
7- 14	0- 0	0- 0	OVERALL	0- 8	0- 3	7- 3			
4- 7	0- 0	0- 0	HOME	0- 4	0- 3	4- 0			
3- 5	0- 0	0- 0	AWAY	0- 2	0- 0	3- 3			
0- 2	0- 0	0- 0	NEUTRAL	0- 2	0- 0	0- 0			
3- 7	0- 0	0- 0	NON-CONFERENCE	0- 4	0- 2	3- 1			
2- 4	0- 0	0- 0	HOME	0- 2	0- 2	2- 0			
1- 1	0- 0	0- 0	AWAY	0- 0	0- 0	1- 1			
0- 2	0- 0	0- 0	NEUTRAL	0- 2	0- 0	0- 0			
4- 7	0- 0	0- 0	CONFERENCE	0- 4	0- 1	4- 2			
2- 3	0- 0	0- 0	HOME	0- 2	0- 1	2- 0			
2- 4	0- 0	0- 0	AWAY	0- 2	0- 0	2- 2			
0- 0	0- 0	0- 0	NEUTRAL	0- 0	0- 0	0- 0			

N
e
v
a
d
aN
e
v
a
d
a

RPI 1-25			RPI 26-50			RPI 51-100			RPI 101+			Team's RPI: 240
RPI	S	Opponent	Score	RPI	S	Opponent	Score	RPI	S	Opponent	Score	
						52 H Southern California	51 72	109 H Fresno St.			63 79	
						54 A New Mexico	74 85	141 H Colorado			52 65	
						54 H New Mexico	64 66	148 H Texas Tech			67 86	
						55 A Boise St.	65 80	189 A Santa Clara			48 56	
						55 H Boise St.	74 75	199 H UNLV			70 62	
						58 H Utah	52 74	211 A Utah St.			76 79	
						82 N UC Davis	68 84	244 H Hawaii			79 78	
						99 N Northern Ill.	69 98	259 A Colorado St.			62 38	
								259 H Colorado St.			68 57	
								266 A Long Beach St.			76 67	
								267 A Air Force			74 79	
								317 A San Jose St.			52 49	
								342 H Seattle U			67 54	
LAST 12 Division I GAMES:												
						99 N Northern Ill.	69 98	267 A Air Force			74 79	
						54 A New Mexico	74 85	55 H Boise St.			74 75	
						259 H Colorado St.	68 57	109 H Fresno St.			63 79	
						55 A Boise St.	65 80	317 A San Jose St.			52 49	
						199 H UNLV	70 62	54 H New Mexico			64 66	
						259 A Colorado St.	62 38	211 A Utah St.			76 79	

Non-Div I Games: Stanislaus St. 75 52

Nevada

New Hampshire

Through Games Of Feb. 15, 2019

Average RPI Win:	284	WON-LOST	WINNING	LAST 10	STRENGTH OF	OPP. STRENGTH	TEAM	ADJ.	CONF.	ADJ CONF.
Average RPI Loss:	190	RECORD	PCT. RANK	GAMES	SCHEDULE	OF SCHEDULE	RPI	RPI	RPI	RPI
DIV. I ONLY	5- 19	316	0- 1	262	279	321	321	23	23	
DIV. I NON-CONF.	2- 10	311	0- 0	248	291	332	332	25	25	
TOTALS	RPI 1-25	RPI 26-50	W-L RECORDS	RPI 51-100	RPI 101-150	RPI 150+				
5- 19	0- 0	0- 0	OVERALL	0- 4	0- 4	5- 11				
3- 8	0- 0	0- 0	HOME	0- 2	0- 1	3- 5				
2- 11	0- 0	0- 0	AWAY	0- 2	0- 3	2- 6				
0- 0	0- 0	0- 0	NEUTRAL	0- 0	0- 0	0- 0				
2- 10	0- 0	0- 0	NON-CONFERENCE	0- 2	0- 3	2- 5				
2- 3	0- 0	0- 0	HOME	0- 1	0- 0	2- 2				
0- 7	0- 0	0- 0	AWAY	0- 1	0- 3	0- 3				
0- 0	0- 0	0- 0	NEUTRAL	0- 0	0- 0	0- 0				
3- 9	0- 0	0- 0	CONFERENCE	0- 2	0- 1	3- 6				
1- 5	0- 0	0- 0	HOME	0- 1	0- 1	1- 3				
2- 4	0- 0	0- 0	AWAY	0- 1	0- 0	2- 3				
0- 0	0- 0	0- 0	NEUTRAL	0- 0	0- 0	0- 0				

RPI 1-25			RPI 26-50			RPI 51-100				RPI 101+		Team's RPI: 321
RPI	S	Opponent	Score	RPI	S	Opponent	Score	RPI	S	Opponent	Score	
								74	A	Maine	46	67
								74	H	Maine	45	69
								85	H	Princeton	42	90
								87	A	Northeastern	54	69

Non-Div I Games: U New England 68 44

New Hampshire

Loss, Non-Conf, S Site, H Home A Away N Neutral

Average RPI Win:	187	WON-LOST	WINNING	LAST 10	STRENGTH OF	OPP. STRENGTH	TEAM	ADJ.	CONF.	ADJ CONF.
Average RPI Loss:	153	RECORD	PCT. RANK	GAMES	SCHEDULE	OF SCHEDULE	RPI	RPI	RPI	RPI
DIV. I ONLY	20- 3	11	1- 0	207	127	54	54	15	15	
DIV. I NON-CONF.	10- 1	17	1- 0	92	153	24	24	13	13	
TOTALS	RPI 1-25	RPI 26-50	W-L RECORDS	RPI 51-100	RPI 101-150	RPI 150+				
20- 3	0- 0	1- 0	OVERALL	1- 1	3- 0	15- 2				
13- 1	0- 0	0- 0	HOME	1- 1	2- 0	10- 0				
7- 2	0- 0	1- 0	AWAY	0- 0	1- 0	5- 2				
0- 0	0- 0	0- 0	NEUTRAL	0- 0	0- 0	0- 0				
10- 1	0- 0	0- 0	NON-CONFERENCE	1- 1	2- 0	7- 0				
7- 1	0- 0	0- 0	HOME	1- 1	1- 0	5- 0				
3- 0	0- 0	0- 0	AWAY	0- 0	1- 0	2- 0				
0- 0	0- 0	0- 0	NEUTRAL	0- 0	0- 0	0- 0				
10- 2	0- 0	1- 0	CONFERENCE	0- 0	1- 0	8- 2				
6- 0	0- 0	0- 0	HOME	0- 0	1- 0	5- 0				
4- 2	0- 0	1- 0	AWAY	0- 0	0- 0	3- 2				
0- 0	0- 0	0- 0	NEUTRAL	0- 0	0- 0	0- 0				

RPI S	Opponent	Score	RPI S	Opponent	Score	RPI S	Opponent	Score	RPI S	Opponent	Score
			47 A	Wyoming	78 75	57 H	Auburn	76 79	103 A	Houston	89 84
						61 H	SFA	74 33	106 H	Hartford	72 65
									109 H	Fresno St.	82 73
									155 A	New Mexico St.	75 50
									155 H	New Mexico St.	83 58
									158 H	Oklahoma	84 80
									178 H	Texas St.	82 51
									199 A	UNLV	57 66
									199 H	UNLV	80 77
									202 A	San Diego St.	59 61
									202 H	San Diego St.	70 62
									211 A	Utah St.	68 64
									224 H	Sacramento St.	85 53
									235 A	Northern Ariz.	84 55
									240 A	Nevada	66 64
									240 H	Nevada	85 74
									259 H	Colorado St.	70 58
									267 H	Air Force	78 57
									269 H	UTEP	69 51
									317 A	San Jose St.	79 60
LAST 12 Division I GAMES:											
			61 H	SFA	74 33				109 H	Fresno St.	82 73
			106 H	Hartford	72 65				211 A	Utah St.	68 64
			57 H	Auburn	76 79				199 H	UNLV	80 77
			317 A	San Jose St.	79 60				47 A	Wyoming	78 75
			240 H	Nevada	85 74				202 H	San Diego St.	70 62
			202 A	San Diego St.	59 61				259 H	Colorado St.	70 58

Non-Div I Games:

New Mexico

■ Loss,
 ■ Non-Conf, S Site,
 ■ Home
 ■ Away
 N Neutral

Average RPI Win:	281	WON-LOST	WINNING	LAST 10	STRENGTH OF	OPP. STRENGTH	TEAM	ADJ.	CONF.	ADJ CONF.
Average RPI Loss:	146	RECORD	PCT. RANK	GAMES	SCHEDULE	OF SCHEDULE	RPI	RPI	RPI	RPI
DIV. I ONLY	16- 6	60	1- 0	301	345	155	155	30	30	
DIV. I NON-CONF.	6- 5	143	1- 0	175	329	153	153	30	30	
TOTALS	RPI 1-25	RPI 26-50	W-L RECORDS	RPI 51-100	RPI 101-150	RPI 150+				
16- 6	0- 0	0- 0	OVERALL	0- 2	0- 1	16- 3				
7- 2	0- 0	0- 0	HOME	0- 1	0- 0	7- 1				
8- 3	0- 0	0- 0	AWAY	0- 1	0- 0	8- 2				
1- 1	0- 0	0- 0	NEUTRAL	0- 0	0- 1	1- 0				
6- 5	0- 0	0- 0	NON-CONFERENCE	0- 2	0- 1	6- 2				
1- 2	0- 0	0- 0	HOME	0- 1	0- 0	1- 1				
4- 2	0- 0	0- 0	AWAY	0- 1	0- 0	4- 1				
1- 1	0- 0	0- 0	NEUTRAL	0- 0	0- 1	1- 0				
10- 1	0- 0	0- 0	CONFERENCE	0- 0	0- 0	10- 1				
6- 0	0- 0	0- 0	HOME	0- 0	0- 0	6- 0				
4- 1	0- 0	0- 0	AWAY	0- 0	0- 0	4- 1				
0- 0	0- 0	0- 0	NEUTRAL	0- 0	0- 0	0- 0				

RPI S	Opponent	Score	RPI S	Opponent	Score	RPI S	Opponent	Score	RPI S	Opponent	Score	Team's RPI: 155
						54 A	New Mexico	58 83	111 N	South Alabama	67 68	
						54 H	New Mexico	50 75	157 H	Abilene Christian	46 58	
									163 A	UC Riverside	64 65	
									172 H	Denver	66 64	
									222 H	UTRGV	71 63	
									228 A	UMKC	90 86	
									262 H	California Baptist	76 69	
									265 A	A&M-Corpus Christi	67 65	
									269 A	UTEP	69 65	
									276 A	Western Mich.	66 54	
									280 A	CSU Bakersfield	61 59	
									280 H	CSU Bakersfield	61 48	
									286 A	Utah Valley	72 63	
									286 H	Utah Valley	58 52	
									295 A	UC Santa Barbara	81 73	
									338 A	Grand Canyon	51 54	
									338 H	Grand Canyon	81 52	
									342 H	Seattle U	75 55	
									348 A	Chicago St.	87 66	
									350 N	Alcorn	82 64	
LAST 12 Division I GAMES:												
350 N	Alcorn	82 64	222 H	UTRGV	71 63							
286 A	Utah Valley	72 63	286 H	Utah Valley	58 52							
338 H	Grand Canyon	81 52	342 H	Seattle U	75 55							
280 H	CSU Bakersfield	61 48	280 A	CSU Bakersfield	61 59							
348 A	Chicago St.	87 66	338 A	Grand Canyon	51 54							
228 A	UMKC	90 86	262 H	California Baptist	76 69							

Non-Div I Games: Tex. Permian Basin 70 38 Northern N.M. 101 51

New Mexico St.

■ Loss,
■ Non-Conf,
■ S Site,
■ H Home
■ A Away
N Neutral

Average RPI Win:	307	WON-LOST	WINNING	LAST 10	STRENGTH OF	OPP. STRENGTH	TEAM	ADJ.	CONF.	ADJ CONF.
Average RPI Loss:	178	RECORD	PCT. RANK	GAMES	SCHEDULE	OF SCHEDULE	RPI	RPI	RPI	RPI
DIV. I ONLY	5- 13	287	0- 0	315	247	316	316	25	25	
DIV. I NON-CONF.	1- 5	311	0- 0	138	91	233	233	23	23	
TOTALS	RPI 1-25	RPI 26-50	W-L RECORDS	RPI 51-100	RPI 101-150	RPI 150+				
5- 13	0- 1	0- 1	OVERALL	0- 2	0- 1	5- 8				
3- 5	0- 0	0- 0	HOME	0- 1	0- 0	3- 4				
2- 8	0- 1	0- 1	AWAY	0- 1	0- 1	2- 4				
0- 0	0- 0	0- 0	NEUTRAL	0- 0	0- 0	0- 0				
1- 5	0- 1	0- 1	NON-CONFERENCE	0- 0	0- 1	1- 2				
0- 1	0- 0	0- 0	HOME	0- 0	0- 0	0- 1				
1- 4	0- 1	0- 1	AWAY	0- 0	0- 1	1- 1				
0- 0	0- 0	0- 0	NEUTRAL	0- 0	0- 0	0- 0				
4- 8	0- 0	0- 0	CONFERENCE	0- 2	0- 0	4- 6				
3- 4	0- 0	0- 0	HOME	0- 1	0- 0	3- 3				
1- 4	0- 0	0- 0	AWAY	0- 1	0- 0	1- 3				
0- 0	0- 0	0- 0	NEUTRAL	0- 0	0- 0	0- 0				

RPI 1-25				RPI 26-50				RPI 51-100				RPI 101+ Team's RPI: 316			
RPI	S	Opponent	Score	RPI	S	Opponent	Score	RPI	S	Opponent	Score	RPI	S	Opponent	Score
21	A	Miami (FL)	38 78	34	A	Rice	56 67	61	A	SFA	38 97	122	A	Pittsburgh	38 90
								66	H	Lamar University	57 79	157	H	Abilene Christian	52 59
												174	A	Xavier	45 61
												180	H	Nicholls St.	62 76
												232	A	Memphis	66 59
												265	A	A&M-Corpus Christi	51 57
												281	H	Central Ark.	60 62
												298	H	La.-Monroe	44 57
												314	A	Incarnate Word	69 81
												314	H	Incarnate Word	58 55
												327	H	McNeese	88 76
												330	A	Northwestern St.	67 62
												330	H	Northwestern St.	84 73
												337	A	Houston Baptist	74 83
LAST 12 Division I GAMES:															
180	H	Nicholls St.	62 76	265	A	A&M-Corpus Christi	51 57								
330	H	Northwestern St.	84 73	61	A	SFA	38 97								
314	H	Incarnate Word	58 55	327	H	McNeese	88 76								
330	A	Northwestern St.	67 62	66	H	Lamar University	57 79								
314	A	Incarnate Word	69 81	337	A	Houston Baptist	74 83								
281	H	Central Ark.	60 62	157	H	Abilene Christian	52 59								

Non-Div I Games: Dillard 68 59 Centenary (LA) 104 42 Trinity Baptist 93 38

New Orleans

Niagara

Through Games Of Feb. 15, 2019

Average RPI Win: 300	WON-LOST	WINNING	LAST 10	STRENGTH OF	OPP. STRENGTH	TEAM	ADJ.	CONF.	ADJ CONF.
Average RPI Loss: 130	RECORD	PCT. RANK	GAMES	SCHEDULE	OF SCHEDULE	RPI	RPI	RPI	RPI
DIV. I ONLY	12- 13	176	1- 0	286	194	233	233	26	26
DIV. I NON-CONF.	4- 8	241	1- 0	180	103	253	253	27	27
TOTALS	RPI 1-25	RPI 26-50	W-L RECORDS	RPI 51-100	RPI 101-150	RPI 150+			
12- 13	0- 2	0- 1	OVERALL	0- 4	0- 1	12- 5			
8- 4	0- 0	0- 0	HOME	0- 1	0- 1	8- 2			
3- 8	0- 2	0- 1	AWAY	0- 2	0- 0	3- 3			
1- 1	0- 0	0- 0	NEUTRAL	0- 1	0- 0	1- 0			
4- 8	0- 2	0- 1	NON-CONFERENCE	0- 2	0- 0	4- 3			
3- 2	0- 0	0- 0	HOME	0- 0	0- 0	3- 2			
0- 5	0- 2	0- 1	AWAY	0- 1	0- 0	0- 1			
1- 1	0- 0	0- 0	NEUTRAL	0- 1	0- 0	1- 0			
8- 5	0- 0	0- 0	CONFERENCE	0- 2	0- 1	8- 2			
5- 2	0- 0	0- 0	HOME	0- 1	0- 1	5- 0			
3- 3	0- 0	0- 0	AWAY	0- 1	0- 0	3- 2			
0- 0	0- 0	0- 0	NEUTRAL	0- 0	0- 0	0- 0			

RPI 1-25				RPI 26-50				RPI 51-100				RPI 101+ Team's RPI: 233			
RPI	S	Opponent	Score	RPI	S	Opponent	Score	RPI	S	Opponent	Score	RPI	S	Opponent	Score
8	A	Syracuse	45 94	32	A	Buffalo	61 88	63	A	West Virginia	32 84	145	H	Marist	58 87
11	A	Iowa St.	35 95					64	A	Quinnipiac	42 62	230	H	Howard	61 68
								64	H	Quinnipiac	55 96	231	H	St. Bonaventure	48 76
								76	N	Yale	64 67	237	A	Saint Joseph's	54 68
												239	A	Monmouth	54 76
												256	H	Binghamton	79 72
												258	H	Colgate	74 69
												275	H	Canisius	74 52
												293	A	Fairfield	54 55
												293	H	Fairfield	71 68
												296	N	Morgan St.	67 57
												297	A	Manhattan	58 54
												297	H	Manhattan	61 51
												323	A	Iona	58 46
												323	H	Iona	72 53
												328	H	Coppin St.	71 69
												329	A	Saint Peter's	75 66
												329	H	Saint Peter's	81 57
LAST 12 Division I GAMES:															
296	N	Morgan St.	67 57	329	H	Saint Peter's	81 57								
76	N	Yale	64 67	239	A	Monmouth	54 76								
275	H	Canisius	74 52	297	A	Manhattan	58 54								
293	A	Fairfield	54 55	293	H	Fairfield	71 68								
64	A	Quinnipiac	42 62	64	H	Quinnipiac	55 96								
323	H	Iona	72 53	323	A	Iona	58 46								

Non-Div I Games:

Niagara

■ Loss,
 ■ Non-Conf,
 ■ S Site,
 ■ Home
 ■ A Away
 N Neutral

Average RPI Win:	293	WON-LOST	WINNING	LAST 10	STRENGTH OF	OPP. STRENGTH	TEAM	ADJ.	CONF.	ADJ CONF.
Average RPI Loss:	118	RECORD	PCT. RANK	GAMES	SCHEDULE	OF SCHEDULE	RPI	RPI	RPI	RPI
DIV. I ONLY	11- 10	156	0- 1	285	219	180	180	25	25	
DIV. I NON-CONF.	4- 6	212	0- 1	195	85	169	169	23	23	
TOTALS	RPI 1-25	RPI 26-50	W-L RECORDS	RPI 51-100	RPI 101-150	RPI 150+				
11- 10	0- 1	0- 0	OVERALL	0- 4	0- 2	11- 3				
5- 1	0- 0	0- 0	HOME	0- 0	0- 0	5- 1				
5- 8	0- 1	0- 0	AWAY	0- 4	0- 1	5- 2				
1- 1	0- 0	0- 0	NEUTRAL	0- 0	0- 1	1- 0				
4- 6	0- 1	0- 0	NON-CONFERENCE	0- 2	0- 2	4- 1				
1- 0	0- 0	0- 0	HOME	0- 0	0- 0	1- 0				
2- 5	0- 1	0- 0	AWAY	0- 2	0- 1	2- 1				
1- 1	0- 0	0- 0	NEUTRAL	0- 0	0- 1	1- 0				
7- 4	0- 0	0- 0	CONFERENCE	0- 2	0- 0	7- 2				
4- 1	0- 0	0- 0	HOME	0- 0	0- 0	4- 1				
3- 3	0- 0	0- 0	AWAY	0- 2	0- 0	3- 1				
0- 0	0- 0	0- 0	NEUTRAL	0- 0	0- 0	0- 0				

RPI 1-25				RPI 26-50				RPI 51-100				RPI 101+ Team's RPI: 180			
RPI	S	Opponent	Score	RPI	S	Opponent	Score	RPI	S	Opponent	Score	RPI	S	Opponent	Score
2	A	Baylor	39 100					57	A	Auburn	59 80	131	A	Tulane	46 71
								60	A	LSU	44 76	144	N	Delaware	56 71
								61	A	SFA	62 70	157	A	Abilene Christian	66 76
								66	A	Lamar University	65 78	178	A	Texas St.	67 72
												212	N	Texas Southern	58 57
												265	H	A&M-Corpus Christi	85 55
												269	A	UTEP	58 56
												281	A	Central Ark.	64 60
												287	A	Southeastern La.	73 66
												298	A	La.-Monroe	55 54
												310	H	Mississippi Val.	72 47
												314	H	Incarinate Word	86 62
												316	A	New Orleans	76 62
												327	H	McNeese	68 69
												330	H	Northwestern St.	97 86
												337	H	Houston Baptist	77 54
LAST 12 Division I GAMES:															
144	N	Delaware	56 71	265	H	A&M-Corpus Christi	85 55								
178	A	Texas St.	67 72	281	A	Central Ark.	64 60								
157	A	Abilene Christian	66 76	327	H	McNeese	68 69								
316	A	New Orleans	76 62	337	H	Houston Baptist	77 54								
287	A	Southeastern La.	73 66	61	A	SFA	62 70								
66	A	Lamar University	65 78	314	H	Incarinate Word	86 62								

Non-Div I Games: Southern-N.O. 86 49 William Carey 86 45

Nicholls St.

Loss, Non-Conf, S Site, H Home A Away N Neutral

Average RPI Win:	305	WON-LOST	WINNING	LAST 10	STRENGTH OF	OPP. STRENGTH	TEAM	ADJ.	CONF.	ADJ CONF.
Average RPI Loss:	182	RECORD	PCT. RANK	GAMES	SCHEDULE	OF SCHEDULE	RPI	RPI	RPI	RPI
DIV. I ONLY	10- 11	185	1- 0	340	312	270	270	32	32	
DIV. I NON-CONF.	3- 8	267	1- 0	280	159	303	303	32	32	
TOTALS	RPI 1-25	RPI 26-50	W-L RECORDS	RPI 51-100	RPI 101-150	RPI 150+				
10- 11	0- 0	0- 0	OVERALL	0- 1	0- 2	10- 8				
5- 3	0- 0	0- 0	HOME	0- 0	0- 0	5- 3				
4- 8	0- 0	0- 0	AWAY	0- 1	0- 2	4- 5				
1- 0	0- 0	0- 0	NEUTRAL	0- 0	0- 0	1- 0				
3- 8	0- 0	0- 0	NON-CONFERENCE	0- 1	0- 2	3- 5				
2- 2	0- 0	0- 0	HOME	0- 0	0- 0	2- 2				
0- 6	0- 0	0- 0	AWAY	0- 1	0- 2	0- 3				
1- 0	0- 0	0- 0	NEUTRAL	0- 0	0- 0	1- 0				
7- 3	0- 0	0- 0	CONFERENCE	0- 0	0- 0	7- 3				
3- 1	0- 0	0- 0	HOME	0- 0	0- 0	3- 1				
4- 2	0- 0	0- 0	AWAY	0- 0	0- 0	4- 2				
0- 0	0- 0	0- 0	NEUTRAL	0- 0	0- 0	0- 0				

RPI 1-25			RPI 26-50			RPI 51-100			RPI 101+			Team's RPI: 270
RPI	S	Opponent	Score	RPI	S	Opponent	Score	RPI	S	Opponent	Score	
						70 A Old Dominion	53 69			119 A Wake Forest	61 63	
										130 A High Point	51 83	
										153 A Lehigh	41 62	
										168 H William & Mary	44 55	
										177 H UMES	43 59	
										198 A Ole Miss	42 60	
										208 H Navy	65 58	
										230 A Howard	70 74	
										236 H Campbell	49 57	
										238 A Bethune-Cookman	58 65	
										238 H Bethune-Cookman	57 50	
										242 N Liberty	66 53	
										285 A La Salle	52 62	
										304 A South Carolina St.	57 50	
										328 A Coppin St.	68 63	
										340 H Longwood	74 42	
										345 H Delaware St.	63 50	
										346 A Savannah St.	78 42	
										349 A Florida A&M	69 45	
										349 H Florida A&M	60 58	
LAST 12 Division I GAMES:												
						242 N Liberty	66 53			346 A Savannah St.	78 42	
						349 A Florida A&M	69 45			238 H Bethune-Cookman	57 50	
						238 A Bethune-Cookman	58 65			328 A Coppin St.	68 63	
						230 A Howard	70 74			349 H Florida A&M	60 58	
						177 H UMES	43 59			345 H Delaware St.	63 50	
						304 A South Carolina St.	57 50			119 A Wake Forest	61 63	

Non-Div I Games: Cheyney 93 40 Saint Augustine's 71 38

Norfolk St.

■ Loss,
 ■ Non-Conf,
 ■ S Site,
 ■ H Home
 ■ A Away
 N Neutral

Average RPI Win:	274	WON-LOST	WINNING	LAST 10	STRENGTH OF	OPP. STRENGTH	TEAM	ADJ.	CONF.	ADJ CONF.
Average RPI Loss:	105	RECORD	PCT. RANK	GAMES	SCHEDULE	OF SCHEDULE	RPI	RPI	RPI	RPI
DIV. I ONLY	13- 3	23	0- 0	342	249	140	140	24	24	
DIV. I NON-CONF.	5- 1	37	0- 0	350	188	174	174	26	26	
TOTALS	RPI 1-25	RPI 26-50	W-L RECORDS	RPI 51-100	RPI 101-150	RPI 150+				
13- 3	0- 0	0- 0	OVERALL	0- 2	0- 0	13- 1				
5- 1	0- 0	0- 0	HOME	0- 1	0- 0	5- 0				
6- 2	0- 0	0- 0	AWAY	0- 1	0- 0	6- 1				
2- 0	0- 0	0- 0	NEUTRAL	0- 0	0- 0	2- 0				
5- 1	0- 0	0- 0	NON-CONFERENCE	0- 0	0- 0	5- 1				
1- 0	0- 0	0- 0	HOME	0- 0	0- 0	1- 0				
2- 1	0- 0	0- 0	AWAY	0- 0	0- 0	2- 1				
2- 0	0- 0	0- 0	NEUTRAL	0- 0	0- 0	2- 0				
8- 2	0- 0	0- 0	CONFERENCE	0- 2	0- 0	8- 0				
4- 1	0- 0	0- 0	HOME	0- 1	0- 0	4- 0				
4- 1	0- 0	0- 0	AWAY	0- 1	0- 0	4- 0				
0- 0	0- 0	0- 0	NEUTRAL	0- 0	0- 0	0- 0				

RPI 1-25				RPI 26-50				RPI 51-100				RPI 101+ Team's RPI: 140					
RPI	S	Opponent	Score	RPI	S	Opponent	Score	RPI	S	Opponent	Score	RPI	S	Opponent	Score		
								71	A	FGCU	51	76	174	A	Xavier	81	94
								71	H	FGCU	52	68	186	A	Vanderbilt	74	71
													206	H	Stetson	71	55
													219	N	Southeast Mo. St.	80	67
													247	A	Jacksonville	62	59
													252	H	Alabama St.	68	42
													274	A	North Florida	70	64
													274	H	North Florida	77	62
													305	H	Kennesaw St.	80	55
													310	A	Mississippi Val.	86	72
													312	A	NJIT	77	54
													312	H	NJIT	72	60
													325	A	Lipscomb	81	60
													339	N	Western Caro.	89	66
LAST 12 Division I GAMES:																	
274	H	North Florida	77	62	247	A	Jacksonville	62	59								
71	A	FGCU	51	76	312	H	NJIT	72	60								
325	A	Lipscomb	81	60	71	H	FGCU	52	68								
312	A	NJIT	77	54	274	A	North Florida	70	64								
305	H	Kennesaw St.	80	55	310	A	Mississippi Val.	86	72								
206	H	Stetson	71	55	174	A	Xavier	81	94								

Non-Div I Games: Stillman 99 43 Martin Methodist 79 48 Lane 98 57 Blue Mountain (MS) 70 42
North Ala.

North Carolina

Through Games Of Feb. 15, 2019

Average RPI Win:	103	WON-LOST	WINNING	LAST 10	STRENGTH OF	OPP. STRENGTH	TEAM	ADJ.	CONF.	ADJ CONF.
Average RPI Loss:	58	RECORD	PCT. RANK	GAMES	SCHEDULE	OF SCHEDULE	RPI	RPI	RPI	RPI
DIV. I ONLY	15- 11	128	0- 1	6	16	30	30	1	1	
DIV. I NON-CONF.	9- 5	104	0- 0	36	74	52	52	1	1	
TOTALS	RPI 1-25	RPI 26-50	W-L RECORDS	RPI 51-100	RPI 101-150	RPI 150+				
15- 11	2- 5	4- 0	OVERALL	2- 4	4- 2	3- 0				
8- 3	1- 1	1- 0	HOME	1- 2	3- 0	2- 0				
4- 6	1- 3	1- 0	AWAY	1- 1	0- 2	1- 0				
3- 2	0- 1	2- 0	NEUTRAL	0- 1	1- 0	0- 0				
9- 5	0- 1	2- 0	NON-CONFERENCE	1- 3	3- 1	3- 0				
5- 1	0- 0	0- 0	HOME	1- 1	2- 0	2- 0				
1- 2	0- 0	0- 0	AWAY	0- 1	0- 1	1- 0				
3- 2	0- 1	2- 0	NEUTRAL	0- 1	1- 0	0- 0				
6- 6	2- 4	2- 0	CONFERENCE	1- 1	1- 1	0- 0				
3- 2	1- 1	1- 0	HOME	0- 1	1- 0	0- 0				
3- 4	1- 3	1- 0	AWAY	1- 0	0- 1	0- 0				
0- 0	0- 0	0- 0	NEUTRAL	0- 0	0- 0	0- 0				

RPI 1-25				RPI 26-50				Team's RPI: 30	RPI 51-100				RPI 101+			
RPI	S	Opponent	Score	RPI	S	Opponent	Score		RPI	S	Opponent	Score	RPI	S	Opponent	Score
1	H	Notre Dame	78 73	34	N	Rice	71 50		57	N	Auburn	81 86	102	H	VCU	59 47
3	A	Louisville	66 73	42	H	Georgia Tech	91 90		68	A	Virginia Tech	81 69	115	H	UNCW	82 55
7	A	NC State	64 51	43	N	UCLA	83 49		74	H	Maine	73 85	119	H	Wake Forest	84 61
8	A	Syracuse	77 90	46	A	Clemson	70 64		79	H	Kent St.	73 60	122	A	Pittsburgh	78 91
18	H	Florida St.	63 64						86	H	Duke	69 85	141	A	Colorado	74 86
21	A	Miami (FL)	68 76						90	A	Ohio St.	69 76	149	N	South Fla.	71 69
22	N	Kentucky	75 85										195	A	Elon	100 69
													230	H	Howard	85 63
													308	H	UNC Greensboro	83 62
LAST 12 Division I GAMES:																
122	A	Pittsburgh	78 91	68	A	Virginia Tech	81 69									
46	A	Clemson	70 64	21	A	Miami (FL)	68 76									
86	H	Duke	69 85	119	H	Wake Forest	84 61									
7	A	NC State	64 51	8	A	Syracuse	77 90									
42	H	Georgia Tech	91 90	18	H	Florida St.	63 64									
1	H	Notre Dame	78 73	3	A	Louisville	66 73									

Non-Div I Games:

North Carolina

■ Loss,
 ■ Non-Conf, S Site,
 ■ Home
 ■ Away
 N Neutral

North Dakota

Through Games Of Feb. 15, 2019

Average RPI Win:	276	WON-LOST	WINNING	LAST 10	STRENGTH OF	OPP. STRENGTH	TEAM	ADJ.	CONF.	ADJ CONF.
Average RPI Loss:	137	RECORD	PCT. RANK	GAMES	SCHEDULE	OF SCHEDULE	RPI	RPI	RPI	RPI
DIV. I ONLY	9- 15	244	0- 1	250	150	227	227	19	19	
DIV. I NON-CONF.	4- 8	241	0- 0	214	96	199	199	19	19	
TOTALS	RPI 1-25	RPI 26-50	W-L RECORDS	RPI 51-100	RPI 101-150	RPI 150+				
9- 15	0- 2	0- 3	OVERALL	0- 1	0- 1	9- 8				
3- 4	0- 0	0- 2	HOME	0- 0	0- 0	3- 2				
4- 11	0- 2	0- 1	AWAY	0- 1	0- 1	4- 6				
2- 0	0- 0	0- 0	NEUTRAL	0- 0	0- 0	2- 0				
4- 8	0- 2	0- 0	NON-CONFERENCE	0- 1	0- 1	4- 4				
0- 1	0- 0	0- 0	HOME	0- 0	0- 0	0- 1				
2- 7	0- 2	0- 0	AWAY	0- 1	0- 1	2- 3				
2- 0	0- 0	0- 0	NEUTRAL	0- 0	0- 0	2- 0				
5- 7	0- 0	0- 3	CONFERENCE	0- 0	0- 0	5- 4				
3- 3	0- 0	0- 2	HOME	0- 0	0- 0	3- 1				
2- 4	0- 0	0- 1	AWAY	0- 0	0- 0	2- 3				
0- 0	0- 0	0- 0	NEUTRAL	0- 0	0- 0	2- 0				

RPI 1-25				RPI 26-50				RPI 51-100				RPI 101+ Team's RPI: 227			
RPI	S	Opponent	Score	RPI	S	Opponent	Score	RPI	S	Opponent	Score	RPI	S	Opponent	Score
8	A	Syracuse	49 85	29	A	South Dakota St.	58 81	81	A	UNI	60 64	137	A	Penn St.	68 75
11	A	Iowa St.	35 87	29	H	South Dakota St.	48 66					170	A	Illinois St.	55 67
				38	H	South Dakota	50 80					171	A	Oral Roberts	75 67
												172	A	Denver	66 87
												191	H	Milwaukee	46 64
												204	A	Massachusetts	59 52
												206	A	Stetson	63 74
												218	A	Western Ill.	90 111
												218	H	Western Ill.	80 92
												229	A	Rhode Island	63 77
												243	N	San Francisco	100 97
												276	N	Western Mich.	62 50
												306	A	Valparaiso	62 56
												315	A	Omaha	69 68
												315	H	Omaha	68 57
												324	A	North Dakota St.	57 69
												324	H	North Dakota St.	70 58
												332	H	Purdue Fort Wayne	79 60
LAST 12 Division I GAMES:															
29	A	South Dakota St.	58 81	29	H	South Dakota St.	48 66								
324	H	North Dakota St.	70 58	218	H	Western Ill.	80 92								
315	A	Omaha	69 68	315	H	Omaha	68 57								
218	A	Western Ill.	90 111	172	A	Denver	66 87								
38	H	South Dakota	50 80	171	A	Oral Roberts	75 67								
324	A	North Dakota St.	57 69	332	H	Purdue Fort Wayne	79 60								

Non-Div I Games: Mayville St. 84 50

North Dakota

Loss, Non-Conf, S Site, H Home A Away N Neutral

Average RPI Win:	281	WON-LOST	WINNING	LAST 10	STRENGTH OF	OPP. STRENGTH	TEAM	ADJ.	CONF.	ADJ CONF.
Average RPI Loss:	169	RECORD	PCT. RANK	GAMES	SCHEDULE	OF SCHEDULE	RPI	RPI	RPI	RPI
DIV. I ONLY	5- 18	311	0- 1	270	216	324	324	19	19	
DIV. I NON-CONF.	2- 9	297	0- 0	294	217	330	330	19	19	
TOTALS	RPI 1-25	RPI 26-50	W-L RECORDS	RPI 51-100	RPI 101-150	RPI 150+				
5- 18	0- 0	0- 2	OVERALL	0- 2	0- 1	5- 13				
4- 6	0- 0	0- 1	HOME	0- 0	0- 1	4- 4				
1- 10	0- 0	0- 1	AWAY	0- 2	0- 0	1- 7				
0- 2	0- 0	0- 0	NEUTRAL	0- 0	0- 0	0- 2				
2- 9	0- 0	0- 0	NON-CONFERENCE	0- 2	0- 1	2- 6				
1- 3	0- 0	0- 0	HOME	0- 0	0- 1	1- 2				
1- 4	0- 0	0- 0	AWAY	0- 2	0- 0	1- 2				
0- 2	0- 0	0- 0	NEUTRAL	0- 0	0- 0	0- 2				
3- 9	0- 0	0- 2	CONFERENCE	0- 0	0- 0	3- 7				
3- 3	0- 0	0- 1	HOME	0- 0	0- 0	3- 2				
0- 6	0- 0	0- 1	AWAY	0- 0	0- 0	0- 5				
0- 0	0- 0	0- 0	NEUTRAL	0- 0	0- 0	0- 0				

RPI 1-25				RPI 26-50				RPI 51-100				RPI 101+				Team's RPI: 324	
RPI	S	Opponent	Score	RPI	S	Opponent	Score	RPI	S	Opponent	Score	RPI	S	Opponent	Score		
				29	A	South Dakota St.	33 86	88	A	Pacific	68 75	118	H	Creighton	51 86		
				38	H	South Dakota	41 67	99	A	Northern Ill.	63 81	171	A	Oral Roberts	72 101		
												171	H	Oral Roberts	54 65		
												172	A	Denver	54 81		
												172	H	Denver	67 87		
												173	N	North Texas	78 92		
												176	A	Wisconsin	53 64		
												191	H	Milwaukee	55 57		
												206	A	Stetson	59 60		
												218	A	Western Ill.	70 82		
												218	H	Western Ill.	68 60		
												227	A	North Dakota	58 70		
												227	H	North Dakota	69 57		
												228	H	UMKC	59 69		
												243	N	San Francisco	42 75		
												306	A	Valparaiso	51 48		
												315	A	Omaha	61 78		
												321	H	New Hampshire	56 51		
												332	H	Purdue Fort Wayne	70 54		
LAST 12 Division I GAMES:																	
				171	H	Oral Roberts	54 65	227	H	North Dakota	69 57						
				172	H	Denver	67 87	172	A	Denver	54 81						
				227	A	North Dakota	58 70	218	H	Western Ill.	68 60						
				218	A	Western Ill.	70 82	315	A	Omaha	61 78						
				171	A	Oral Roberts	72 101	38	H	South Dakota	41 67						
				29	A	South Dakota St.	33 86	332	H	Purdue Fort Wayne	70 54						

Non-Div I Games: Mayville St. 49 43

North Dakota St.

■ Loss,
 ■ Non-Conf, S Site,
 ■ Home
 ■ Away
 N Neutral

North Florida

Through Games Of Feb. 15, 2019

Average RPI Win:	307	WON-LOST	WINNING	LAST 10	STRENGTH OF	OPP. STRENGTH	TEAM	ADJ.	CONF.	ADJ CONF.
Average RPI Loss:	164	RECORD	PCT. RANK	GAMES	SCHEDULE	OF SCHEDULE	RPI	RPI	RPI	RPI
DIV. I ONLY	8- 12	231	1- 0	275	281	274	274	24	24	
DIV. I NON-CONF.	3- 6	241	0- 0	313	271	319	319	26	26	
TOTALS	RPI 1-25	RPI 26-50	W-L RECORDS	RPI 51-100	RPI 101-150	RPI 150+				
8- 12	0- 1	0- 1	OVERALL	0- 2	0- 2	8- 6				
6- 4	0- 0	0- 0	HOME	0- 1	0- 1	6- 2				
2- 8	0- 1	0- 1	AWAY	0- 1	0- 1	2- 4				
0- 0	0- 0	0- 0	NEUTRAL	0- 0	0- 0	0- 0				
3- 6	0- 1	0- 1	NON-CONFERENCE	0- 0	0- 0	3- 4				
3- 1	0- 0	0- 0	HOME	0- 0	0- 0	3- 1				
0- 5	0- 1	0- 1	AWAY	0- 0	0- 0	0- 3				
0- 0	0- 0	0- 0	NEUTRAL	0- 0	0- 0	0- 0				
5- 6	0- 0	0- 0	CONFERENCE	0- 2	0- 2	5- 2				
3- 3	0- 0	0- 0	HOME	0- 1	0- 1	3- 1				
2- 3	0- 0	0- 0	AWAY	0- 1	0- 1	2- 1				
0- 0	0- 0	0- 0	NEUTRAL	0- 0	0- 0	0- 0				

RPI S	Opponent	Score	RPI S	Opponent	Score	RPI S	Opponent	Score	RPI S	Opponent	Score	Team's RPI: 274
18	A Florida St.	53 74	44	A Indiana	52 75	71	A FGCU	48 80	140	A North Ala.	62 77	
						71	H FGCU	66 105	140	H North Ala.	64 70	
									198	A Ole Miss	69 82	
									206	H Stetson	71 57	
									238	A Bethune-Cookman	60 76	
									242	A Liberty	53 69	
									247	H Jacksonville	72 80	
									259	A Colorado St.	59 61	
									301	H Alabama A&M	62 63	
									305	A Kennesaw St.	71 60	
									305	H Kennesaw St.	74 66	
									318	H FIU	62 53	
									319	H Charleston So.	82 76	
									325	A Lipscomb	68 53	
									325	H Lipscomb	72 66	
									349	H Florida A&M	64 53	
LAST 12 Division I GAMES:												
305	H Kennesaw St.	74 66	242	A Liberty	53 69							
140	A North Ala.	62 77	206	H Stetson	71 57							
325	H Lipscomb	72 66	71	H FGCU	66 105							
305	A Kennesaw St.	71 60	325	A Lipscomb	68 53							
71	A FGCU	48 80	140	H North Ala.	64 70							
247	H Jacksonville	72 80	198	A Ole Miss	69 82							

Non-Div I Games: Trinity Baptist 99 40 Warner 67 36

North Florida

Loss, Non-Conf, S Site, H Home A Away N Neutral

North Texas

Through Games Of Feb. 15, 2019

Average RPI Win:	220	WON-LOST	WINNING	LAST 10	STRENGTH OF	OPP. STRENGTH	TEAM	ADJ.	CONF.	ADJ CONF.
Average RPI Loss:	123	RECORD	PCT. RANK	GAMES	SCHEDULE	OF SCHEDULE	RPI	RPI	RPI	RPI
DIV. I ONLY	10- 11	185	1- 0	149	138	173	173	14	14	
DIV. I NON-CONF.	4- 5	190	0- 0	223	130	244	244	18	18	
TOTALS	RPI 1-25	RPI 26-50	W-L RECORDS	RPI 51-100	RPI 101-150	RPI 150+				
10- 11	0- 1	0- 2	OVERALL	1- 3	2- 1	7- 4				
6- 4	0- 1	0- 0	HOME	1- 1	0- 0	5- 2				
3- 6	0- 0	0- 1	AWAY	0- 2	2- 1	1- 2				
1- 1	0- 0	0- 1	NEUTRAL	0- 0	0- 0	1- 0				
4- 5	0- 1	0- 1	NON-CONFERENCE	1- 1	0- 0	3- 2				
3- 2	0- 1	0- 0	HOME	1- 0	0- 0	2- 1				
0- 2	0- 0	0- 0	AWAY	0- 1	0- 0	0- 1				
1- 1	0- 0	0- 1	NEUTRAL	0- 0	0- 0	1- 0				
6- 6	0- 0	0- 1	CONFERENCE	0- 2	2- 1	4- 2				
3- 2	0- 0	0- 0	HOME	0- 1	0- 0	3- 1				
3- 4	0- 0	0- 1	AWAY	0- 1	2- 1	1- 1				
0- 0	0- 0	0- 0	NEUTRAL	0- 0	0- 0	0- 0				

RPI 1-25				RPI 26-50				RPI 51-100				RPI 101+ Team's RPI: 173			
RPI	S	Opponent	Score	RPI	S	Opponent	Score	RPI	S	Opponent	Score	RPI	S	Opponent	Score
25	H	Texas	54 64	34	A	Rice	52 64	51	A	Middle Tenn.	46 61	120	A	UAB	60 70
				47	N	Wyoming	49 53	56	A	Kansas St.	42 60	126	A	Western Ky.	76 67
								70	H	Old Dominion	71 72	150	A	Louisiana Tech	65 54
								75	H	Missouri St.	83 76	151	H	Charlotte	68 63
												190	A	Southern Miss.	62 48
												211	H	Utah St.	41 57
												213	A	Marshall	55 67
												221	A	SMU	66 73
												269	H	UTEP	70 51
												280	H	CSU Bakersfield	71 59
												294	H	Fla. Atlantic	82 62
												300	H	UTSA	54 57
												324	N	North Dakota St.	92 78
												337	H	Houston Baptist	100 75
LAST 12 Division I GAMES:															
294	H	Fla. Atlantic	82 62	120	A	UAB	60 70								
126	A	Western Ky.	76 67	34	A	Rice	52 64								
213	A	Marshall	55 67	300	H	UTSA	54 57								
151	H	Charlotte	68 63	269	H	UTEP	70 51								
70	H	Old Dominion	71 72	190	A	Southern Miss.	62 48								
51	A	Middle Tenn.	46 61	150	A	Louisiana Tech	65 54								

Non-Div I Games: Mid-Amer. Christian82 35 Xavier (LA) 59 46 Okla. Panhandle 93 52

North Texas

Loss, Non-Conf, S Site, H Home A Away N Neutral

Northeastern

Through Games Of Feb. 15, 2019

Average RPI Win:	184	WON-LOST	WINNING	LAST 10	STRENGTH OF	OPP. STRENGTH	TEAM	ADJ.	CONF.	ADJ CONF.
Average RPI Loss:	115	RECORD	PCT. RANK	GAMES	SCHEDULE	OF SCHEDULE	RPI	RPI	RPI	RPI
DIV. I ONLY	15- 8	92	0- 1	113	154	87	87	10	10	
DIV. I NON-CONF.	10- 1	17	0- 0	161	238	27	27	10	10	
TOTALS	RPI 1-25	RPI 26-50	W-L RECORDS	RPI 51-100	RPI 101-150	RPI 150+				
15- 8	0- 0	0- 2	OVERALL	1- 1	6- 4	8- 1				
10- 2	0- 0	0- 1	HOME	1- 1	4- 0	5- 0				
5- 6	0- 0	0- 1	AWAY	0- 0	2- 4	3- 1				
0- 0	0- 0	0- 0	NEUTRAL	0- 0	0- 0	0- 0				
10- 1	0- 0	0- 0	NON-CONFERENCE	1- 0	4- 1	5- 0				
6- 0	0- 0	0- 0	HOME	1- 0	2- 0	3- 0				
4- 1	0- 0	0- 0	AWAY	0- 0	2- 1	2- 0				
0- 0	0- 0	0- 0	NEUTRAL	0- 0	0- 0	0- 0				
5- 7	0- 0	0- 2	CONFERENCE	0- 1	2- 3	3- 1				
4- 2	0- 0	0- 1	HOME	0- 1	2- 0	2- 0				
1- 5	0- 0	0- 1	AWAY	0- 0	0- 3	1- 1				
0- 0	0- 0	0- 0	NEUTRAL	0- 0	0- 0	0- 0				

RPI S	Opponent	Score	RPI S	Opponent	Score	RPI S	Opponent	Score	RPI S	Opponent	Score
37	A James Madison	49 84	37	H James Madison	51 58	74	H Maine	63 55	108	A Providence	65 59
						80	H Drexel	59 61	110	A Towson	83 88
									110	H Towson	77 68
									115	A UNCW	70 83
									116	A Dayton	84 79
									121	H Fordham	58 54
									138	H Boston U.	81 51
									144	A Delaware	63 77
									144	H Delaware	75 62
									145	A Marist	84 90
									168	H William & Mary	88 74
									195	H Elon	79 71
									204	H Massachusetts	53 52
									217	A Florida	79 66
									248	A Hofstra	61 78
									267	H Air Force	54 41
									288	A Col. of Charleston	87 56
									293	A Fairfield	59 50
									321	H New Hampshire	69 54
LAST 12 Division I GAMES:											
144	A Delaware	63 77	144	H Delaware	75 62						
110	H Towson	77 68	80	H Drexel	59 61						
37	H James Madison	51 58	37	A James Madison	49 84						
115	A UNCW	70 83	110	A Towson	83 88						
288	A Col. of Charleston	87 56	168	H William & Mary	88 74						
248	A Hofstra	61 78	195	H Elon	79 71						

Non-Div I Games:

Northeastern

■ Loss,
 ■ Non-Conf, S Site,
 ■ Home
 ■ Away
 N Neutral

Average RPI Win:	231	WON-LOST	WINNING	LAST 10	STRENGTH OF	OPP. STRENGTH	TEAM	ADJ.	CONF.	ADJ CONF.
Average RPI Loss:	155	RECORD	PCT. RANK	GAMES	SCHEDULE	OF SCHEDULE	RPI	RPI	RPI	RPI
DIV. I ONLY	8- 15	256	0- 1	222	163	235	235	16	16	
DIV. I NON-CONF.	4- 5	190	0- 1	249	121	203	203	12	12	
TOTALS	RPI 1-25	RPI 26-50	W-L RECORDS	RPI 51-100	RPI 101-150	RPI 150+				
8- 15	0- 0	0- 0	OVERALL	1- 4	2- 4	5- 7				
3- 6	0- 0	0- 0	HOME	0- 3	1- 1	2- 2				
5- 8	0- 0	0- 0	AWAY	1- 1	1- 3	3- 4				
0- 1	0- 0	0- 0	NEUTRAL	0- 0	0- 0	0- 1				
4- 5	0- 0	0- 0	NON-CONFERENCE	0- 2	2- 0	2- 3				
2- 1	0- 0	0- 0	HOME	0- 1	1- 0	1- 0				
2- 3	0- 0	0- 0	AWAY	0- 1	1- 0	1- 2				
0- 1	0- 0	0- 0	NEUTRAL	0- 0	0- 0	0- 1				
4- 10	0- 0	0- 0	CONFERENCE	1- 2	0- 4	3- 4				
1- 5	0- 0	0- 0	HOME	0- 2	0- 1	1- 2				
3- 5	0- 0	0- 0	AWAY	1- 0	0- 3	2- 2				
0- 0	0- 0	0- 0	NEUTRAL	0- 0	0- 0	0- 0				

RPI S	Opponent	Score	RPI S	Opponent	Score	RPI S	Opponent	Score	RPI S	Opponent	Score	Team's RPI: 235
						54	H New Mexico	55 84	109	H Fresno St.	86 73	
						73	A Arizona	47 71	113	A Loyola Marymount	63 62	
						84	H Idaho	69 86	123	A Northern Colo.	53 63	
						93	A Idaho St.	81 77	133	A Portland St.	55 72	
						93	H Idaho St.	69 80	133	H Portland St.	59 74	
									146	A Montana St.	70 80	
									156	A Washington	59 81	
									169	A Montana	62 78	
									181	H Eastern Wash.	62 64	
									221	N SMU	48 55	
									224	A Sacramento St.	61 65	
									259	A Colorado St.	54 65	
									262	H California Baptist	91 88	
									282	A Southern Utah	78 69	
									282	H Southern Utah	76 82	
									322	A Weber St.	75 64	
									322	H Weber St.	74 64	
									342	A Seattle U	65 58	
LAST 12 Division I GAMES:												
			221	N SMU	48 55		282	A Southern Utah	78 69			
			133	H Portland St.	59 74		123	A Northern Colo.	53 63			
			322	A Weber St.	75 64		133	A Portland St.	55 72			
			93	A Idaho St.	81 77		224	A Sacramento St.	61 65			
			181	H Eastern Wash.	62 64		282	H Southern Utah	76 82			
			84	H Idaho	69 86		93	H Idaho St.	69 80			

Non-Div I Games:

Northern Ariz.

■ Loss,
■ Non-Conf,
■ S Site,
■ H Home
■ A Away
N Neutral

Average RPI Win: 187	WON-LOST	WINNING	LAST 10	STRENGTH OF	OPP. STRENGTH	TEAM	ADJ.	CONF.	ADJ CONF.
Average RPI Loss: 161	RECORD	PCT. RANK	GAMES	SCHEDULE	OF SCHEDULE	RPI	RPI	RPI	RPI
DIV. I ONLY	15- 8	92	0- 1	231	106	123	123	16	16
DIV. I NON-CONF.	5- 4	139	0- 0	272	30	138	138	12	12
TOTALS	RPI 1-25	RPI 26-50	W-L RECORDS	RPI 51-100	RPI 101-150	RPI 150+			
15- 8	0- 0	0- 1	OVERALL	2- 1	3- 3	10- 3			
7- 3	0- 0	0- 0	HOME	1- 0	2- 1	4- 2			
8- 5	0- 0	0- 1	AWAY	1- 1	1- 2	6- 1			
0- 0	0- 0	0- 0	NEUTRAL	0- 0	0- 0	0- 0			
5- 4	0- 0	0- 1	NON-CONFERENCE	0- 1	1- 1	4- 1			
3- 0	0- 0	0- 0	HOME	0- 0	1- 0	2- 0			
2- 4	0- 0	0- 1	AWAY	0- 1	0- 1	2- 1			
0- 0	0- 0	0- 0	NEUTRAL	0- 0	0- 0	0- 0			
10- 4	0- 0	0- 0	CONFERENCE	2- 0	2- 2	6- 2			
4- 3	0- 0	0- 0	HOME	1- 0	1- 1	2- 2			
6- 1	0- 0	0- 0	AWAY	1- 0	1- 1	4- 0			
0- 0	0- 0	0- 0	NEUTRAL	0- 0	0- 0	0- 0			

RPI S	Opponent	Score	RPI S	Opponent	Score	RPI S	Opponent	Score	RPI S	Opponent	Score	Team's RPI: 123
36	A BYU	50 70	60	A LSU	57 62	133	A Portland St.	66 85	133	H Portland St.	79 63	
			84	A Idaho	86 72	141	A Colorado	69 77	143	H Chattanooga	68 65	
			93	H Idaho St.	60 56	146	A Montana St.	84 73	146	H Montana St.	66 79	
						169	A Montana	73 62	172	H Denver	74 66	
						181	A Eastern Wash.	67 62	181	H Eastern Wash.	72 76	
						221	H SMU	58 57	224	A Sacramento St.	71 61	
						224	H Sacramento St.	82 69	235	H Northern Ariz.	63 53	
						243	A San Francisco	68 63	259	A Colorado St.	53 47	
						267	A Air Force	57 69	282	A Southern Utah	71 44	
						322	H Weber St.	54 55				
LAST 12 Division I GAMES:												
181	H Eastern Wash.	72 76	93	H Idaho St.	60 56							
224	A Sacramento St.	71 61	322	H Weber St.	54 55							
133	A Portland St.	66 85	146	H Montana St.	66 79							
146	A Montana St.	84 73	169	A Montana	73 62							
235	H Northern Ariz.	63 53	181	A Eastern Wash.	67 62							
282	A Southern Utah	71 44	84	A Idaho	86 72							

Non-Div I Games:

Northern Colo.

■ Loss,
 ■ Non-Conf, S Site,
 ■ Home
 ■ Away
 N Neutral

Average RPI Win:	201	WON-LOST	WINNING	LAST 10	STRENGTH OF	OPP. STRENGTH	TEAM	ADJ.	CONF.	ADJ CONF.
Average RPI Loss:	67	RECORD	PCT. RANK	GAMES	SCHEDULE	OF SCHEDULE	RPI	RPI	RPI	RPI
DIV. I ONLY	14- 9	113	1- 0	116	94	99	99	7	7	
DIV. I NON-CONF.	8- 4	91	1- 0	260	123	126	126	8	8	
TOTALS	RPI 1-25	RPI 26-50	W-L RECORDS	RPI 51-100	RPI 101-150	RPI 150+				
14- 9	0- 1	0- 4	OVERALL	3- 2	1- 0	10- 2				
9- 2	0- 0	0- 2	HOME	3- 0	1- 0	5- 0				
3- 7	0- 1	0- 2	AWAY	0- 2	0- 0	3- 2				
2- 0	0- 0	0- 0	NEUTRAL	0- 0	0- 0	2- 0				
8- 4	0- 1	0- 1	NON-CONFERENCE	2- 0	0- 0	6- 2				
6- 0	0- 0	0- 0	HOME	2- 0	0- 0	4- 0				
0- 4	0- 1	0- 1	AWAY	0- 0	0- 0	0- 2				
2- 0	0- 0	0- 0	NEUTRAL	0- 0	0- 0	2- 0				
6- 5	0- 0	0- 3	CONFERENCE	1- 2	1- 0	4- 0				
3- 2	0- 0	0- 2	HOME	1- 0	1- 0	1- 0				
3- 3	0- 0	0- 1	AWAY	0- 2	0- 0	3- 0				
0- 0	0- 0	0- 0	NEUTRAL	0- 0	0- 0	0- 0				

RPI 1-25				RPI 26-50				RPI 51-100				Team's RPI: 99	RPI 101+			
RPI	S	Opponent	Score	RPI	S	Opponent	Score	RPI	S	Opponent	Score		RPI	S	Opponent	Score
11	A	Iowa St.	60 70	26	H	Central Mich.	66 89	59	A	Miami (OH)	45 70		139	H	Akron	70 59
				32	A	Buffalo	64 93	59	H	Miami (OH)	82 71		152	A	Southern Ill.	73 82
				33	H	Ohio	53 69	76	H	Yale	89 80		169	A	Montana	70 86
				44	A	Indiana	73 91	79	A	Kent St.	78 87		192	A	Ball St.	93 83
								81	H	UNI	70 59		194	A	Eastern Mich.	68 65
													210	A	Bowling Green	66 52
													210	H	Bowling Green	88 47
													218	N	Western Ill.	86 61
													240	N	Nevada	98 69
													251	H	Brown	109 102
													277	H	Eastern Ill.	78 59
													324	H	North Dakota St.	81 63
													348	H	Chicago St.	114 52
LAST 12 Division I GAMES:																
				240	N	Nevada	98 69						194	A	Eastern Mich.	68 65
				81	H	UNI	70 59						32	A	Buffalo	64 93
				11	A	Iowa St.	60 70						33	H	Ohio	53 69
				59	A	Miami (OH)	45 70						139	H	Akron	70 59
				192	A	Ball St.	93 83						210	A	Bowling Green	66 52
				210	H	Bowling Green	88 47						26	H	Central Mich.	66 89

Non-Div I Games:

Northern Ill.

■ Loss,
 ■ Non-Conf, S Site,
 ■ Home
 ■ Away
 N Neutral

Average RPI Win:	270	WON-LOST	WINNING	LAST 10	STRENGTH OF	OPP. STRENGTH	TEAM	ADJ.	CONF.	ADJ CONF.
Average RPI Loss:	134	RECORD	PCT. RANK	GAMES	SCHEDULE	OF SCHEDULE	RPI	RPI	RPI	RPI
DIV. I ONLY	6- 16	288	0- 1	160	200	272	272	21	21	
DIV. I NON-CONF.	0- 9	336	0- 0	47	165	290	290	17	17	
TOTALS	RPI 1-25	RPI 26-50	W-L RECORDS	RPI 51-100	RPI 101-150	RPI 150+				
6- 16	0- 1	0- 0	OVERALL	0- 5	1- 5	5- 5				
5- 4	0- 0	0- 0	HOME	0- 3	1- 0	4- 1				
1- 9	0- 1	0- 0	AWAY	0- 2	0- 3	1- 3				
0- 3	0- 0	0- 0	NEUTRAL	0- 0	0- 2	0- 1				
0- 9	0- 1	0- 0	NON-CONFERENCE	0- 2	0- 3	0- 3				
0- 2	0- 0	0- 0	HOME	0- 1	0- 0	0- 1				
0- 4	0- 1	0- 0	AWAY	0- 1	0- 1	0- 1				
0- 3	0- 0	0- 0	NEUTRAL	0- 0	0- 2	0- 1				
6- 7	0- 0	0- 0	CONFERENCE	0- 3	1- 2	5- 2				
5- 2	0- 0	0- 0	HOME	0- 2	1- 0	4- 0				
1- 5	0- 0	0- 0	AWAY	0- 1	0- 2	1- 2				
0- 0	0- 0	0- 0	NEUTRAL	0- 0	0- 0	0- 0				

RPI 1-25				RPI 26-50				RPI 51-100				RPI 101+ Team's RPI: 272			
RPI	S	Opponent	Score	RPI	S	Opponent	Score	RPI	S	Opponent	Score	RPI	S	Opponent	Score
3	A	Louisville	59 92					66	A	Green Bay	42 70	108	A	Providence	43 48
								66	H	Green Bay	61 81	114	A	Youngstown St.	66 77
								69	H	Belmont	53 71	117	N	Pepperdine	46 51
								77	H	Wright St.	55 61	124	A	IUPUI	48 70
								79	A	Kent St.	61 62	124	H	IUPUI	60 57
												139	N	Akron	60 77
												170	H	Illinois St.	53 58
												191	A	Milwaukee	38 59
												191	H	Milwaukee	55 54
												261	A	Austin Peay	48 52
												278	A	Cleveland St.	47 76
												285	N	La Salle	56 74
												299	H	Oakland	72 50
												335	H	Detroit Mercy	68 56
												336	A	UIC	67 49
												336	H	UIC	78 44
LAST 12 Division I GAMES:															
191	A	Milwaukee	38 59	114	A	Youngstown St.	66 77								
66	A	Green Bay	42 70	278	A	Cleveland St.	47 76								
336	H	UIC	78 44	77	H	Wright St.	55 61								
124	H	IUPUI	60 57	66	H	Green Bay	61 81								
299	H	Oakland	72 50	191	H	Milwaukee	55 54								
335	H	Detroit Mercy	68 56	124	A	IUPUI	48 70								

Non-Div I Games: Alderson Broadus 73 32

Northern Ky.

■ Loss,
■ Non-Conf,
■ S Site,
■ Home
■ A Away
N Neutral

Northwestern

Through Games Of Feb. 15, 2019

Average RPI Win:	158	WON-LOST	WINNING	LAST 10	STRENGTH OF	OPP. STRENGTH	TEAM	ADJ.	CONF.	ADJ CONF.
Average RPI Loss:	65	RECORD	PCT. RANK	GAMES	SCHEDULE	OF SCHEDULE	RPI	RPI	RPI	RPI
DIV. I ONLY	15- 10	120	0- 1	87	41	89	89	4	4	
DIV. I NON-CONF.	7- 4	108	0- 1	230	35	151	151	6	6	
TOTALS	RPI 1-25	RPI 26-50	W-L RECORDS	RPI 51-100	RPI 101-150	RPI 150+				
15- 10	1- 2	1- 3	OVERALL	4- 1	2- 4	7- 0				
9- 4	1- 1	0- 0	HOME	2- 1	2- 2	4- 0				
5- 5	0- 1	1- 3	AWAY	2- 0	0- 1	2- 0				
1- 1	0- 0	0- 0	NEUTRAL	0- 0	0- 1	1- 0				
7- 4	0- 1	0- 1	NON-CONFERENCE	2- 0	1- 2	4- 0				
4- 2	0- 1	0- 0	HOME	1- 0	1- 1	2- 0				
2- 1	0- 0	0- 1	AWAY	1- 0	0- 0	1- 0				
1- 1	0- 0	0- 0	NEUTRAL	0- 0	0- 1	1- 0				
8- 6	1- 1	1- 2	CONFERENCE	2- 1	1- 2	3- 0				
5- 2	1- 0	0- 0	HOME	1- 1	1- 1	2- 0				
3- 4	0- 1	1- 2	AWAY	1- 0	0- 1	1- 0				
0- 0	0- 0	0- 0	NEUTRAL	0- 0	0- 0	0- 0				

RPI 1-25				RPI 26-50				RPI 51-100 Team's RPI: 89				RPI 101+			
RPI	S	Opponent	Score	RPI	S	Opponent	Score	RPI	S	Opponent	Score	RPI	S	Opponent	Score
9	H	Marquette	57 76	28	A	Rutgers	41 45	65	H	Purdue	54 57	101	A	Minnesota	64 73
17	A	Maryland	57 72	31	A	DePaul	60 76	66	A	Green Bay	57 55	101	H	Minnesota	54 61
23	H	Michigan St.	70 62	44	A	Indiana	75 69	86	H	Duke	84 58	122	H	Pittsburgh	49 52
				49	A	Michigan	78 79	90	H	Ohio St.	76 59	129	N	Kansas	57 66
								94	A	Nebraska	58 54	132	H	UT Martin	90 64
												137	H	Penn St.	78 63
												176	H	Wisconsin	72 46
												188	A	Illinois	64 56
												188	H	Illinois	68 45
												217	A	Florida	83 74
												246	N	Wichita St.	65 43
												336	H	UIC	87 44
												348	H	Chicago St.	97 35
LAST 12 Division I GAMES:															
129	N	Kansas	57 66	188	A	Illinois	64 56								
137	H	Penn St.	78 63	94	A	Nebraska	58 54								
101	A	Minnesota	64 73	176	H	Wisconsin	72 46								
17	A	Maryland	57 72	44	A	Indiana	75 69								
90	H	Ohio St.	76 59	65	H	Purdue	54 57								
101	H	Minnesota	54 61	49	A	Michigan	78 79								

Non-Div I Games:

Northwestern

■ Loss,
 ■ Non-Conf, S Site,
 ■ Home
 ■ Away
 N Neutral

Average RPI Win:	323	WON-LOST	WINNING	LAST 10	STRENGTH OF	OPP. STRENGTH	TEAM	ADJ.	CONF.	ADJ CONF.
Average RPI Loss:	181	RECORD	PCT. RANK	GAMES	SCHEDULE	OF SCHEDULE	RPI	RPI	RPI	RPI
DIV. I ONLY	4- 15	315	0- 0	308	264	330	330	25	25	
DIV. I NON-CONF.	1- 6	318	0- 0	297	115	339	339	23	23	
TOTALS	RPI 1-25	RPI 26-50	W-L RECORDS	RPI 51-100	RPI 101-150	RPI 150+				
4- 15	0- 1	0- 0	OVERALL	0- 3	0- 1	4- 10				
3- 4	0- 0	0- 0	HOME	0- 1	0- 0	3- 3				
1- 11	0- 1	0- 0	AWAY	0- 2	0- 1	1- 7				
0- 0	0- 0	0- 0	NEUTRAL	0- 0	0- 0	0- 0				
1- 6	0- 1	0- 0	NON-CONFERENCE	0- 1	0- 1	1- 3				
1- 1	0- 0	0- 0	HOME	0- 0	0- 0	1- 1				
0- 5	0- 1	0- 0	AWAY	0- 1	0- 1	0- 2				
0- 0	0- 0	0- 0	NEUTRAL	0- 0	0- 0	0- 0				
3- 9	0- 0	0- 0	CONFERENCE	0- 2	0- 0	3- 7				
2- 3	0- 0	0- 0	HOME	0- 1	0- 0	2- 2				
1- 6	0- 0	0- 0	AWAY	0- 1	0- 0	1- 5				
0- 0	0- 0	0- 0	NEUTRAL	0- 0	0- 0	0- 0				

RPI 1-25				RPI 26-50				RPI 51-100				RPI 101+ Team's RPI: 330			
RPI	S	Opponent	Score	RPI	S	Opponent	Score	RPI	S	Opponent	Score	RPI	S	Opponent	Score
25	A	Texas	66 104					61	A	SFA	56 84	134	A	Alabama	73 87
								66	H	Lamar University	70 94	157	H	Abilene Christian	63 72
								83	A	Arkansas	53 98	158	A	Oklahoma	56 93
												180	A	Nicholls St.	86 97
												182	A	Sam Houston St.	55 66
												190	A	Southern Miss.	54 69
												265	A	A&M-Corpus Christi	55 79
												281	A	Central Ark.	52 74
												287	H	Southeastern La.	58 47
												298	H	La.-Monroe	55 63
												316	A	New Orleans	73 84
												316	H	New Orleans	62 67
												327	A	McNeese	89 73
												327	H	McNeese	82 63
												350	H	Alcorn	78 65
LAST 12 Division I GAMES:															
66	H	Lamar University	70 94	182	A	Sam Houston St.	55 66								
327	A	McNeese	89 73	157	H	Abilene Christian	63 72								
316	A	New Orleans	73 84	61	A	SFA	56 84								
281	A	Central Ark.	52 74	265	A	A&M-Corpus Christi	55 79								
316	H	New Orleans	62 67	327	H	McNeese	82 63								
287	H	Southeastern La.	58 47	180	A	Nicholls St.	86 97								

Non-Div I Games: Loyola (LA) 71 66 Central Baptist 82 56 LeTourneau 100 40 Centenary (LA) 94 51 Northwestern St.

Average RPI Win:	70	WON-LOST	WINNING	LAST 10	STRENGTH OF	OPP. STRENGTH	TEAM	ADJ.	CONF.	ADJ CONF.
Average RPI Loss:	19	RECORD	PCT. RANK	GAMES	SCHEDULE	OF SCHEDULE	RPI	RPI	RPI	RPI
DIV. I ONLY	23- 3	9	1- 0	1	4	1	1	1	1	1
DIV. I NON-CONF.	13- 1	9	1- 0	1	9	1	1	1	1	1
TOTALS	RPI 1-25	RPI 26-50	W-L RECORDS	RPI 51-100	RPI 101-150	RPI 150+				
23- 3	6- 2	5- 1	OVERALL	4- 0	6- 0	2- 0				
12- 1	3- 1	1- 0	HOME	1- 0	5- 0	2- 0				
8- 2	1- 1	3- 1	AWAY	3- 0	1- 0	0- 0				
3- 0	2- 0	1- 0	NEUTRAL	0- 0	0- 0	0- 0				
13- 1	4- 1	2- 0	NON-CONFERENCE	3- 0	2- 0	2- 0				
6- 1	1- 1	0- 0	HOME	1- 0	2- 0	2- 0				
4- 0	1- 0	1- 0	AWAY	2- 0	0- 0	0- 0				
3- 0	2- 0	1- 0	NEUTRAL	0- 0	0- 0	0- 0				
10- 2	2- 1	3- 1	CONFERENCE	1- 0	4- 0	0- 0				
6- 0	2- 0	1- 0	HOME	0- 0	3- 0	0- 0				
4- 2	0- 1	2- 1	AWAY	1- 0	1- 0	0- 0				
0- 0	0- 0	0- 0	NEUTRAL	0- 0	0- 0	0- 0				

RPI S	Opponent	Score	RPI S	Opponent	Score	RPI S	Opponent	Score	RPI S	Opponent	Score
3	H Louisville	82 68	27	N Oregon St.	91 81	53	A Tennessee	77 62	104	H Harvard	103 58
6	H UConn	71 89	30	A North Carolina	73 78	62	H Penn	75 55	105	A Boston College	97 47
9	A Marquette	87 63	31	A DePaul	101 77	68	A Virginia Tech	80 51	105	H Boston College	92 63
12	H Iowa	105 71	42	A Georgia Tech	76 55	72	A Toledo	72 56	119	H Wake Forest	78 48
13	N Gonzaga	81 65	42	H Georgia Tech	90 50				122	H Pittsburgh	100 44
18	H Florida St.	97 70	46	A Clemson	101 63				126	H Western Ky.	94 53
20	N Drake	82 64							153	H Lehigh	95 68
21	A Miami (FL)	65 72							256	H Binghamton	103 53
LAST 12 Division I GAMES:											
27	N Oregon St.	91 81	46	A Clemson	101 63						
20	N Drake	82 64	30	A North Carolina	73 78						
105	A Boston College	97 47	53	A Tennessee	77 62						
18	H Florida St.	97 70	105	H Boston College	92 63						
21	A Miami (FL)	65 72	68	A Virginia Tech	80 51						
42	H Georgia Tech	90 50	119	H Wake Forest	78 48						

Non-Div I Games:

Notre Dame

Average RPI Win:	315	WON-LOST	WINNING	LAST 10	STRENGTH OF	OPP. STRENGTH	TEAM	ADJ.	CONF.	ADJ CONF.
Average RPI Loss:	140	RECORD	PCT. RANK	GAMES	SCHEDULE	OF SCHEDULE	RPI	RPI	RPI	RPI
DIV. I ONLY	3- 19	332	0- 1	148	207	299	299	21	21	
DIV. I NON-CONF.	1- 8	322	0- 0	28	110	238	238	17	17	
TOTALS	RPI 1-25	RPI 26-50	W-L RECORDS	RPI 51-100	RPI 101-150	RPI 150+				
3- 19	0- 1	0- 3	OVERALL	0- 3	0- 5	3- 7				
2- 8	0- 1	0- 2	HOME	0- 1	0- 2	2- 2				
1- 10	0- 0	0- 1	AWAY	0- 2	0- 2	1- 5				
0- 1	0- 0	0- 0	NEUTRAL	0- 0	0- 1	0- 0				
1- 8	0- 1	0- 3	NON-CONFERENCE	0- 1	0- 1	1- 2				
1- 3	0- 1	0- 2	HOME	0- 0	0- 0	1- 0				
0- 4	0- 0	0- 1	AWAY	0- 1	0- 0	0- 2				
0- 1	0- 0	0- 0	NEUTRAL	0- 0	0- 1	0- 0				
2- 11	0- 0	0- 0	CONFERENCE	0- 2	0- 4	2- 5				
1- 5	0- 0	0- 0	HOME	0- 1	0- 2	1- 2				
1- 6	0- 0	0- 0	AWAY	0- 1	0- 2	1- 3				
0- 0	0- 0	0- 0	NEUTRAL	0- 0	0- 0	0- 0				

RPI 1-25				RPI 26-50				RPI 51-100				RPI 101+				Team's RPI: 299
RPI	S	Opponent	Score	RPI	S	Opponent	Score	RPI	S	Opponent	Score	RPI	S	Opponent	Score	
23	H	Michigan St.	58 102	26	A	Central Mich.	61 104	66	H	Green Bay	53 77	114	A	Youngstown St.	61 76	
				44	H	Indiana	32 59	77	A	Wright St.	58 69	114	H	Youngstown St.	55 69	
				49	H	Michigan	59 85	79	A	Kent St.	65 75	124	A	IUPUI	53 82	
												124	H	IUPUI	70 76	
												139	N	Akron	65 85	
												162	A	Bradley	64 73	
												170	A	Illinois St.	56 62	
												191	H	Milwaukee	52 79	
												272	A	Northern Ky.	50 72	
												275	H	Canisius	71 60	
												278	A	Cleveland St.	90 98	
												278	H	Cleveland St.	62 64	
												335	A	Detroit Mercy	76 65	
												335	H	Detroit Mercy	74 67	
												336	A	UIC	65 69	
LAST 12 Division I GAMES:																
124	H	IUPUI	70 76	66	H	Green Bay	53 77									
335	A	Detroit Mercy	76 65	191	H	Milwaukee	52 79									
278	A	Cleveland St.	90 98	124	A	IUPUI	53 82									
114	A	Youngstown St.	61 76	336	A	UIC	65 69									
272	A	Northern Ky.	50 72	335	H	Detroit Mercy	74 67									
77	A	Wright St.	58 69	114	H	Youngstown St.	55 69									

Non-Div I Games: Grace Bible (MI) 94 48 Rochester College 64 46

Oakland

Loss, Non-Conf, S Site, H Home A Away N Neutral

Average RPI Win: 166	WON-LOST	WINNING	LAST 10	STRENGTH OF	OPP. STRENGTH	TEAM	ADJ.	CONF.	ADJ CONF.
Average RPI Loss: 52	RECORD	PCT. RANK	GAMES	SCHEDULE	OF SCHEDULE	RPI	RPI	RPI	RPI
DIV. I ONLY	20- 3	11	0- 1	133	87	33	33	7	7
DIV. I NON-CONF.	11- 0	1	0- 0	278	152	43	43	8	8
TOTALS	RPI 1-25	RPI 26-50	W-L RECORDS	RPI 51-100	RPI 101-150	RPI 150+			
20- 3	0- 0	2- 1	OVERALL	5- 2	3- 0	10- 0			
10- 2	0- 0	0- 1	HOME	2- 1	2- 0	6- 0			
8- 1	0- 0	2- 0	AWAY	2- 1	1- 0	3- 0			
2- 0	0- 0	0- 0	NEUTRAL	1- 0	0- 0	1- 0			
11- 0	0- 0	0- 0	NON-CONFERENCE	3- 0	2- 0	6- 0			
6- 0	0- 0	0- 0	HOME	1- 0	1- 0	4- 0			
3- 0	0- 0	0- 0	AWAY	1- 0	1- 0	1- 0			
2- 0	0- 0	0- 0	NEUTRAL	1- 0	0- 0	1- 0			
9- 3	0- 0	2- 1	CONFERENCE	2- 2	1- 0	4- 0			
4- 2	0- 0	0- 1	HOME	1- 1	1- 0	2- 0			
5- 1	0- 0	2- 0	AWAY	1- 1	0- 0	2- 0			
0- 0	0- 0	0- 0	NEUTRAL	0- 0	0- 0	0- 0			

RPI S	Opponent	Score	RPI S	Opponent	Score	RPI S	Opponent	Score	RPI S	Opponent	Score
26	A Central Mich.	78 75	26	H Central Mich.	70 88	59	H Miami (OH)	61 67	115	H UNCW	95 72
32	A Buffalo	74 71				65	H Purdue	80 73	124	A IUPUI	73 66
						66	N Lamar University	87 62	139	H Akron	92 70
						72	A Toledo	50 76	192	A Ball St.	90 75
						79	H Kent St.	83 81	192	H Ball St.	94 62
						98	A American	77 67	194	H Eastern Mich.	85 44
						99	A Northern Ill.	69 53	210	A Bowling Green	82 79
									231	N St. Bonaventure	70 53
									255	A Richmond	109 58
									256	H Binghamton	86 49
									278	H Cleveland St.	72 54
									328	H Coppin St.	87 62
									331	H Eastern Ky.	100 60
LAST 12 Division I GAMES:											
72	A Toledo	50 76	99	A Northern Ill.	69 53						
26	A Central Mich.	78 75	194	H Eastern Mich.	85 44						
139	H Akron	92 70	79	H Kent St.	83 81						
192	H Ball St.	94 62	192	A Ball St.	90 75						
59	H Miami (OH)	61 67	26	H Central Mich.	70 88						
210	A Bowling Green	82 79	32	A Buffalo	74 71						

Non-Div I Games:

Ohio

Average RPI Win: 120		WON-LOST	WINNING	LAST 10	STRENGTH OF	OPP. STRENGTH	TEAM	ADJ.	CONF.	ADJ CONF.
Average RPI Loss: 64		RECORD	PCT. RANK	GAMES	SCHEDULE	OF SCHEDULE	RPI	RPI	RPI	RPI
DIV. I ONLY		11- 12	179	1- 0	27	18	90	90	4	4
DIV. I NON-CONF.		4- 5	190	0- 0	119	10	187	187	6	6
TOTALS		RPI 1-25	RPI 26-50	W-L RECORDS	RPI 51-100	RPI 101-150	RPI 150+			
11- 12	1- 4		3- 2	OVERALL	1- 4	3- 1	3- 1			
8- 4	1- 2		2- 0	HOME	1- 1	1- 1	3- 0			
3- 6	0- 2		1- 1	AWAY	0- 2	2- 0	0- 1			
0- 2	0- 0		0- 1	NEUTRAL	0- 1	0- 0	0- 0			
4- 5	0- 1		1- 1	NON-CONFERENCE	1- 1	0- 1	2- 1			
4- 1	0- 0		1- 0	HOME	1- 0	0- 1	2- 0			
0- 2	0- 1		0- 0	AWAY	0- 0	0- 0	0- 1			
0- 2	0- 0		0- 1	NEUTRAL	0- 1	0- 0	0- 0			
7- 7	1- 3		2- 1	CONFERENCE	0- 3	3- 0	1- 0			
4- 3	1- 2		1- 0	HOME	0- 1	1- 0	1- 0			
3- 4	0- 1		1- 1	AWAY	0- 2	2- 0	0- 0			
0- 0	0- 0		0- 0	NEUTRAL	0- 0	0- 0	0- 0			

RPI 1-25					RPI 26-50					RPI 51-100					Team's RPI: 90					RPI 101+				
RPI	S	Opponent	Score		RPI	S	Opponent	Score		RPI	S	Opponent	Score		RPI	S	Opponent	Score		RPI	S	Opponent	Score	
6	A	UConn	53	85	28	A	Rutgers	59	39	65	A	Purdue	42	60	101	A	Minnesota	65	55					
12	H	Iowa	52	78	30	H	North Carolina	76	69	68	N	Virginia Tech	73	81	137	A	Penn St.	76	71					
17	A	Maryland	69	75	44	H	Indiana	55	50	78	H	Cincinnati	69	56	137	H	Penn St.	78	73					
17	H	Maryland	57	70	45	N	Butler	53	66	89	A	Northwestern	59	76	149	H	South Fla.	47	71					
23	H	Michigan St.	65	55	49	A	Michigan	58	62	94	H	Nebraska	69	78	156	A	Washington	59	69					
LAST 12 Division I GAMES:																								
					28	A	Rutgers	59	39	17	H	Maryland	57	70										
					12	H	Iowa	52	78	49	A	Michigan	58	62										
					137	H	Penn St.	78	73	137	A	Penn St.	76	71										
					89	A	Northwestern	59	76	23	H	Michigan St.	65	55										
					188	H	Illinois	78	70	44	H	Indiana	55	50										
					101	A	Minnesota	65	55	17	A	Maryland	69	75										

Non-Div I Games:

Ohio St.

Loss, Non-Conf, S Site, H Home A Away N Neutral

Average RPI Win:	206	WON-LOST	WINNING	LAST 10	STRENGTH OF	OPP. STRENGTH	TEAM	ADJ.	CONF.	ADJ CONF.
Average RPI Loss:	57	RECORD	PCT. RANK	GAMES	SCHEDULE	OF SCHEDULE	RPI	RPI	RPI	RPI
DIV. I ONLY	6- 17	295	0- 1	10	33	158	158	3	3	
DIV. I NON-CONF.	4- 7	228	0- 1	41	89	160	160	3	3	
TOTALS	RPI 1-25	RPI 26-50	W-L RECORDS	RPI 51-100	RPI 101-150	RPI 150+				
6- 17	0- 5	0- 3	OVERALL	0- 5	3- 4	3- 0				
5- 6	0- 3	0- 1	HOME	0- 2	3- 0	2- 0				
1- 9	0- 2	0- 1	AWAY	0- 3	0- 3	1- 0				
0- 2	0- 0	0- 1	NEUTRAL	0- 0	0- 1	0- 0				
4- 7	0- 1	0- 2	NON-CONFERENCE	0- 2	1- 2	3- 0				
3- 2	0- 1	0- 1	HOME	0- 0	1- 0	2- 0				
1- 3	0- 0	0- 0	AWAY	0- 2	0- 1	1- 0				
0- 2	0- 0	0- 1	NEUTRAL	0- 0	0- 1	0- 0				
2- 10	0- 4	0- 1	CONFERENCE	0- 3	2- 2	0- 0				
2- 4	0- 2	0- 0	HOME	0- 2	2- 0	0- 0				
0- 6	0- 2	0- 1	AWAY	0- 1	0- 2	0- 0				
0- 0	0- 0	0- 0	NEUTRAL	0- 0	0- 0	0- 0				

RPI 1-25				RPI 26-50				RPI 51-100				RPI 101+ Team's RPI: 158			
RPI	S	Opponent	Score	RPI	S	Opponent	Score	RPI	S	Opponent	Score	RPI	S	Opponent	Score
2	H	Baylor	53 74	31	H	DePaul	76 87	54	A	New Mexico	80 84	112	A	Oklahoma St.	74 84
6	H	UConn	63 72	35	A	TCU	71 86	56	A	Kansas St.	56 86	120	N	UAB	84 89
11	A	Iowa St.	78 104	46	N	Clemson	62 74	56	H	Kansas St.	75 83	126	H	Western Ky.	90 83
25	A	Texas	63 73					57	A	Auburn	79 95	129	A	Kansas	79 88
25	H	Texas	67 76					63	H	West Virginia	55 66	129	H	Kansas	78 67
												148	H	Texas Tech	66 61
												149	A	South Fla.	70 87
												221	A	SMU	77 61
												281	H	Central Ark.	65 52
												330	H	Northwestern St.	93 56
LAST 12 Division I GAMES:															
				46	N	Clemson	62 74	2	H	Baylor	53 74				
				129	H	Kansas	78 67	35	A	TCU	71 86				
				56	H	Kansas St.	75 83	11	A	Iowa St.	78 104				
				112	A	Oklahoma St.	74 84	63	H	West Virginia	55 66				
				25	H	Texas	67 76	25	A	Texas	63 73				
				129	A	Kansas	79 88	56	A	Kansas St.	56 86				

Non-Div I Games:

Oklahoma

■ Loss,
■ Non-Conf,
■ S Site,
■ H Home
■ A Away
N Neutral

Average RPI Win:	188	WON-LOST	WINNING	LAST 10	STRENGTH OF	OPP. STRENGTH	TEAM	ADJ.	CONF.	ADJ CONF.
Average RPI Loss:	46	RECORD	PCT. RANK	GAMES	SCHEDULE	OF SCHEDULE	RPI	RPI	RPI	RPI
DIV. I ONLY	13- 10	137	0- 1	73	49	112	112	3	3	
DIV. I NON-CONF.	9- 2	43	0- 0	271	161	109	109	3	3	
TOTALS	RPI 1-25	RPI 26-50	W-L RECORDS	RPI 51-100	RPI 101-150	RPI 150+				
13- 10	0- 4	1- 2	OVERALL	0- 3	2- 1	10- 0				
11- 4	0- 3	1- 0	HOME	0- 1	1- 0	9- 0				
2- 6	0- 1	0- 2	AWAY	0- 2	1- 1	1- 0				
0- 0	0- 0	0- 0	NEUTRAL	0- 0	0- 0	0- 0				
9- 2	0- 0	0- 1	NON-CONFERENCE	0- 1	0- 0	9- 0				
8- 1	0- 0	0- 0	HOME	0- 1	0- 0	8- 0				
1- 1	0- 0	0- 1	AWAY	0- 0	0- 0	1- 0				
0- 0	0- 0	0- 0	NEUTRAL	0- 0	0- 0	0- 0				
4- 8	0- 4	1- 1	CONFERENCE	0- 2	2- 1	1- 0				
3- 3	0- 3	1- 0	HOME	0- 0	1- 0	1- 0				
1- 5	0- 1	0- 1	AWAY	0- 2	1- 1	0- 0				
0- 0	0- 0	0- 0	NEUTRAL	0- 0	0- 0	0- 0				

RPI 1-25				RPI 26-50				RPI 51-100				RPI 101+ Team's RPI: 112			
RPI	S	Opponent	Score	RPI	S	Opponent	Score	RPI	S	Opponent	Score	RPI	S	Opponent	Score
2	H	Baylor	58 66	35	A	TCU	55 69	53	H	Tennessee	63 76	129	A	Kansas	72 62
11	H	Iowa St.	71 84	35	H	TCU	75 71	56	A	Kansas St.	48 59	148	A	Texas Tech	78 90
25	A	Texas	51 60	43	A	UCLA	59 71	63	A	West Virginia	58 67	148	H	Texas Tech	65 57
25	H	Texas	55 61									158	H	Oklahoma	84 74
												163	H	UC Riverside	76 51
												171	H	Oral Roberts	89 69
												178	H	Texas St.	66 55
												183	H	Arkansas St.	62 60
												201	H	Prairie View	70 50
												223	H	Grambling	86 40
												246	A	Wichita St.	60 47
												273	H	Samford	82 62
												337	H	Houston Baptist	77 44
LAST 12 Division I GAMES:															
25	H	Texas	55 61	56	A	Kansas St.	48 59								
148	A	Texas Tech	78 90	129	A	Kansas	72 62								
158	H	Oklahoma	84 74	148	H	Texas Tech	65 57								
35	A	TCU	55 69	63	A	West Virginia	58 67								
2	H	Baylor	58 66	35	H	TCU	75 71								
11	H	Iowa St.	71 84	25	A	Texas	51 60								

Non-Div I Games:

Oklahoma St.

■ Loss,
 ■ Non-Conf,
 S Site,
 ■ Home
 ■ Away
 N Neutral

Average RPI Win:	202	WON-LOST	WINNING	LAST 10	STRENGTH OF	OPP. STRENGTH	TEAM	ADJ.	CONF.	ADJ CONF.
Average RPI Loss:	93	RECORD	PCT. RANK	GAMES	SCHEDULE	OF SCHEDULE	RPI	RPI	RPI	RPI
DIV. I ONLY	17- 7	70	0- 1	95	173	70	70	14	14	
DIV. I NON-CONF.	9- 3	61	0- 1	45	206	39	39	18	18	
TOTALS	RPI 1-25	RPI 26-50	W-L RECORDS	RPI 51-100	RPI 101-150	RPI 150+				
17- 7	0- 1	0- 2	OVERALL	2- 1	4- 2	11- 1				
9- 2	0- 0	0- 0	HOME	1- 1	1- 1	7- 0				
6- 4	0- 1	0- 1	AWAY	1- 0	2- 1	3- 1				
2- 1	0- 0	0- 1	NEUTRAL	0- 0	1- 0	1- 0				
9- 3	0- 1	0- 1	NON-CONFERENCE	1- 1	3- 0	5- 0				
4- 1	0- 0	0- 0	HOME	0- 1	1- 0	3- 0				
3- 1	0- 1	0- 0	AWAY	1- 0	1- 0	1- 0				
2- 1	0- 0	0- 1	NEUTRAL	0- 0	1- 0	1- 0				
8- 4	0- 0	0- 1	CONFERENCE	1- 0	1- 2	6- 1				
5- 1	0- 0	0- 0	HOME	1- 0	0- 1	4- 0				
3- 3	0- 0	0- 1	AWAY	0- 0	1- 1	2- 1				
0- 0	0- 0	0- 0	NEUTRAL	0- 0	0- 0	0- 0				

RPI 1-25			RPI 26-50			RPI 51-100			Team's RPI: 70	RPI 101+		
RPI	S	Opponent	Score	RPI	S	Opponent	Score	RPI	S	Opponent	Score	RPI
7	A	NC State	56 85	34	A	Rice	42 48	51	H	Middle Tenn.	70 65	102
				48	N	Saint Mary's (CA)	65 83	78	A	Cincinnati	76 72	120
								100	H	Virginia	67 73	126
										128	N	Tennessee Tech
										131	A	Tulane
										150	A	Louisiana Tech
										168	H	William & Mary
										173	A	North Texas
										190	A	Southern Miss.
										213	A	Marshall
										236	A	Campbell
										247	N	Jacksonville
										269	H	UTEP
										270	H	Norfolk St.
										294	H	Fla. Atlantic
										300	H	UTSA
										318	H	FIU
										328	H	Coppin St.
LAST 12 Division I GAMES:												
48	N	Saint Mary's (CA)	65 83	269	H	UTEP	78 59	190	A	Southern Miss.	53 50	150
51	H	Middle Tenn.	70 65	318	H	FIU	95 68	294	H	Fla. Atlantic	87 53	126
120	H	UAB	61 69	126	A	Western Ky.	60 75	300	H	UTSA	72 47	120
34	A	Rice	42 48	173	A	North Texas	72 71	318	H	FIU	95 68	126
173	A	North Texas	72 71	294	H	Fla. Atlantic	87 53	328	H	Coppin St.	81 51	126
300	H	UTSA	72 47	126	A	Western Ky.	60 75					

Non-Div I Games:

Old Dominion

■ Loss,
 ■ Non-Conf,
 ■ S Site,
 ■ H Home
 ■ A Away
 N Neutral

RPI 1-25					
RPI	S	Opponent	Score		
6	N	UConn	50	90	
10	A	Mississippi St.	49	80	
14	A	South Carolina	42	76	
19	H	Texas A&M	60	72	
22	A	Kentucky	55	49	
24	A	Missouri	55	78	

RPI 26-50					
RPI	S	Opponent	Score		
35	H	TCU	50	55	

RPI 51-100					
RPI	S	Opponent	Score		
57	H	Auburn	51	64	
60	H	LSU	41	55	
65	N	Purdue	59	70	
83	H	Arkansas	55	85	
95	N	St. John's (NY)	59	64	
97	H	Troy	54	71	

RPI 101+					
RPI	S	Opponent	Score		
124	H	IUPUI	58	66	
150	A	Louisiana Tech	71	80	
166	H	Temple	62	55	
186	A	Vanderbilt	68	80	
186	H	Vanderbilt	65	60	
200	H	Jacksonville St.	49	60	
217	H	Florida	76	66	
253	H	Louisiana	79	57	
270	H	Norfolk St.	60	42	
274	H	North Florida	82	69	
276	H	Western Mich.	69	66	
346	H	Savannah St.	74	51	

Team's RPI: 198					
-----------------	--	--	--	--	--

LAST 12 Division I GAMES:					
186	H	Vanderbilt	65	60	
14	A	South Carolina	42	76	
19	H	Texas A&M	60	72	
57	H	Auburn	51	64	
10	A	Mississippi St.	49	80	
186	A	Vanderbilt	68	80	
217	H	Florida	76	66	
22	A	Kentucky	55	49	
60	H	LSU	41	55	
83	H	Arkansas	55	85	
24	A	Missouri	55	78	
274	H	North Florida	82	69	

Ole Miss

Page 216

Average RPI Win:	326	WON-LOST	WINNING	LAST 10	STRENGTH OF	OPP. STRENGTH	TEAM	ADJ.	CONF.	ADJ CONF.
Average RPI Loss:	148	RECORD	PCT. RANK	GAMES	SCHEDULE	OF SCHEDULE	RPI	RPI	RPI	RPI
DIV. I ONLY	5- 18	311	1- 0	246	250	315	315	19	19	
DIV. I NON-CONF.	4- 7	228	1- 0	301	316	289	289	19	19	
TOTALS	RPI 1-25	RPI 26-50	W-L RECORDS	RPI 51-100	RPI 101-150	RPI 150+				
5- 18	0- 0	0- 4	OVERALL	0- 2	0- 2	5- 10				
3- 8	0- 0	0- 2	HOME	0- 0	0- 0	3- 6				
1- 9	0- 0	0- 2	AWAY	0- 2	0- 2	1- 3				
1- 1	0- 0	0- 0	NEUTRAL	0- 0	0- 0	1- 1				
4- 7	0- 0	0- 0	NON-CONFERENCE	0- 2	0- 2	4- 3				
2- 2	0- 0	0- 0	HOME	0- 0	0- 0	2- 2				
1- 4	0- 0	0- 0	AWAY	0- 2	0- 2	1- 0				
1- 1	0- 0	0- 0	NEUTRAL	0- 0	0- 0	1- 1				
1- 11	0- 0	0- 4	CONFERENCE	0- 0	0- 0	1- 7				
1- 6	0- 0	0- 2	HOME	0- 0	0- 0	1- 4				
0- 5	0- 0	0- 2	AWAY	0- 0	0- 0	0- 3				
0- 0	0- 0	0- 0	NEUTRAL	0- 0	0- 0	0- 0				

RPI 1-25				RPI 26-50				RPI 51-100				RPI 101+				Team's RPI: 315
RPI	S	Opponent	Score	RPI	S	Opponent	Score	RPI	S	Opponent	Score	RPI	S	Opponent	Score	
				29	A	South Dakota St.	47 81	56	A	Kansas St.	46 61	118	A	Creighton	51 66	
				29	H	South Dakota St.	38 82	81	A	UNI	50 79	146	A	Montana St.	56 59	
				38	A	South Dakota	33 78					162	H	Bradley	60 80	
				38	H	South Dakota	49 80					164	H	CSUN	52 64	
												171	H	Oral Roberts	56 71	
												172	H	Denver	68 95	
												218	A	Western Ill.	70 78	
												218	H	Western Ill.	67 79	
												227	A	North Dakota	57 68	
												227	H	North Dakota	68 69	
												236	N	Campbell	52 65	
												280	H	CSU Bakersfield	53 46	
												324	H	North Dakota St.	78 61	
												332	A	Purdue Fort Wayne	48 56	
												335	A	Detroit Mercy	51 42	
												343	H	USC Upstate	96 69	
												349	N	Florida A&M	57 50	
LAST 12 Division I GAMES:																
				349	N	Florida A&M	57 50	332	A	Purdue Fort Wayne	48 56					
				29	H	South Dakota St.	38 82	38	H	South Dakota	49 80					
				218	H	Western Ill.	67 79	218	A	Western Ill.	70 78					
				38	A	South Dakota	33 78	227	A	North Dakota	57 68					
				227	H	North Dakota	68 69	324	H	North Dakota St.	78 61					
				29	A	South Dakota St.	47 81	171	H	Oral Roberts	56 71					

Non-Div I Games: Peru St. 91 44 Graceland (IA) 81 39

Omaha

Loss, Non-Conf, S Site, H Home A Away N Neutral

Oral Roberts

Through Games Of Feb. 15, 2019

Average RPI Win:	269	WON-LOST	WINNING	LAST 10	STRENGTH OF	OPP. STRENGTH	TEAM	ADJ.	CONF.	ADJ CONF.
Average RPI Loss:	93	RECORD	PCT. RANK	GAMES	SCHEDULE	OF SCHEDULE	RPI	RPI	RPI	RPI
DIV. I ONLY	12- 12	163	1- 0	187	177	171	171	19	19	
DIV. I NON-CONF.	5- 6	177	0- 0	166	117	159	159	19	19	
TOTALS	RPI 1-25	RPI 26-50	W-L RECORDS	RPI 51-100	RPI 101-150	RPI 150+				
12- 12	0- 1	0- 4	OVERALL	0- 2	0- 3	12- 2				
6- 5	0- 0	0- 2	HOME	0- 1	0- 1	6- 1				
6- 7	0- 1	0- 2	AWAY	0- 1	0- 2	6- 1				
0- 0	0- 0	0- 0	NEUTRAL	0- 0	0- 0	0- 0				
5- 6	0- 1	0- 0	NON-CONFERENCE	0- 2	0- 3	5- 0				
2- 2	0- 0	0- 0	HOME	0- 1	0- 1	2- 0				
3- 4	0- 1	0- 0	AWAY	0- 1	0- 2	3- 0				
0- 0	0- 0	0- 0	NEUTRAL	0- 0	0- 0	0- 0				
7- 6	0- 0	0- 4	CONFERENCE	0- 0	0- 0	7- 2				
4- 3	0- 0	0- 2	HOME	0- 0	0- 0	4- 1				
3- 3	0- 0	0- 2	AWAY	0- 0	0- 0	3- 1				
0- 0	0- 0	0- 0	NEUTRAL	0- 0	0- 0	0- 0				

RPI 1-25				RPI 26-50				RPI 51-100				RPI 101+ Team's RPI: 171			
RPI	S	Opponent	Score	RPI	S	Opponent	Score	RPI	S	Opponent	Score	RPI	S	Opponent	Score
12	A	Iowa	77 90	29	A	South Dakota St.	55 68	83	A	Arkansas	61 74	112	A	Oklahoma St.	69 89
				29	H	South Dakota St.	65 74	96	H	UT Arlington	62 80	129	A	Kansas	58 70
				38	A	South Dakota	64 75					147	H	Tulsa	68 76
				38	H	South Dakota	72 76					172	A	Denver	76 93
												172	H	Denver	74 66
												178	A	Texas St.	81 64
												182	A	Sam Houston St.	73 62
												218	H	Western Ill.	68 64
												227	H	North Dakota	67 75
												228	H	UMKC	75 64
												282	H	Southern Utah	64 59
												315	A	Omaha	71 56
												324	A	North Dakota St.	65 54
												324	H	North Dakota St.	101 72
												332	A	Purdue Fort Wayne	72 61
												332	H	Purdue Fort Wayne	66 56
												337	A	Houston Baptist	74 56
LAST 12 Division I GAMES:															
				324	A	North Dakota St.	65 54					172	A	Denver	76 93
				38	A	South Dakota	64 75					38	H	South Dakota	72 76
				172	H	Denver	74 66					29	A	South Dakota St.	55 68
				29	H	South Dakota St.	65 74					332	A	Purdue Fort Wayne	72 61
				332	H	Purdue Fort Wayne	66 56					218	H	Western Ill.	68 64
				324	H	North Dakota St.	101 72					227	H	North Dakota	67 75

Non-Div I Games: Harris-Stowe 74 46 Cent. Christian (KS94 47

Oral Roberts

Loss, Non-Conf, S Site, H Home A Away N Neutral

Oregon

Through Games Of Feb. 15, 2019

Average RPI Win:	96	WON-LOST	WINNING	LAST 10	STRENGTH OF	OPP. STRENGTH	TEAM	ADJ.	CONF.	ADJ CONF.
Average RPI Loss:	23	RECORD	PCT. RANK	GAMES	SCHEDULE	OF SCHEDULE	RPI	RPI	RPI	RPI
DIV. I ONLY	23- 1	1	1- 0	18	9	4	4	2	2	
DIV. I NON-CONF.	10- 1	17	0- 0	19	40	5	5	2	2	
TOTALS	RPI 1-25	RPI 26-50	W-L RECORDS	RPI 51-100	RPI 101-150	RPI 150+				
23- 1	4- 1	6- 0	OVERALL	3- 0	3- 0	7- 0				
13- 0	3- 0	2- 0	HOME	2- 0	2- 0	4- 0				
9- 1	1- 1	4- 0	AWAY	1- 0	1- 0	2- 0				
1- 0	0- 0	0- 0	NEUTRAL	0- 0	0- 0	1- 0				
10- 1	2- 1	3- 0	NON-CONFERENCE	0- 0	0- 0	5- 0				
6- 0	2- 0	1- 0	HOME	0- 0	0- 0	3- 0				
3- 1	0- 1	2- 0	AWAY	0- 0	0- 0	1- 0				
1- 0	0- 0	0- 0	NEUTRAL	0- 0	0- 0	1- 0				
13- 0	2- 0	3- 0	CONFERENCE	3- 0	3- 0	2- 0				
7- 0	1- 0	1- 0	HOME	2- 0	2- 0	1- 0				
6- 0	1- 0	2- 0	AWAY	1- 0	1- 0	1- 0				
0- 0	0- 0	0- 0	NEUTRAL	0- 0	0- 0	0- 0				

RPI	S	Opponent	Score	RPI	S	Opponent	Score	RPI	S	Opponent	Score	RPI	S	Opponent	Score
5	A	Stanford	88 48	27	H	Oregon St.	77 68	52	A	Southern California	93 53	127	A	Washington St.	79 64
8	H	Syracuse	75 73	29	A	South Dakota St.	87 79	58	H	Utah	87 65	127	H	Washington St.	98 58
10	H	Mississippi St.	82 74	32	H	Buffalo	102 82	73	H	Arizona	93 60	141	H	Colorado	102 43
16	H	Arizona St.	77 71	40	A	California	105 82					156	A	Washington	76 57
23	A	Michigan St.	82 88	43	A	UCLA	72 52					156	H	Washington	84 71
				48	A	Saint Mary's (CA)	79 55					161	H	UC Irvine	115 69
												163	N	UC Riverside	94 44
												211	A	Utah St.	88 58
												266	H	Long Beach St.	110 48
												267	H	Air Force	82 36
LAST 12 Division I GAMES:															
27	H	Oregon St.	77 68	127	A	Washington St.	79 64								
5	A	Stanford	88 48	73	H	Arizona	93 60								
40	A	California	105 82	16	H	Arizona St.	77 71								
141	H	Colorado	102 43	43	A	UCLA	72 52								
58	H	Utah	87 65	52	A	Southern California	93 53								
156	A	Washington	76 57	127	H	Washington St.	98 58								

Non-Div I Games: Alas. Fairbanks 115 36

Oregon

Loss, Non-Conf, S Site, H Home A Away N Neutral

Average RPI Win:	142	WON-LOST	WINNING	LAST 10	STRENGTH OF	OPP. STRENGTH	TEAM	ADJ.	CONF.	ADJ CONF.
Average RPI Loss:	9	RECORD	PCT. RANK	GAMES	SCHEDULE	OF SCHEDULE	RPI	RPI	RPI	RPI
DIV. I ONLY	20- 5	27	0- 1	89	3	27	27	2	2	
DIV. I NON-CONF.	10- 2	37	0- 1	213	22	67	67	2	2	
TOTALS	RPI 1-25	RPI 26-50	W-L RECORDS	RPI 51-100	RPI 101-150	RPI 150+				
20- 5	1- 5	3- 0	OVERALL	4- 0	4- 0	8- 0				
12- 1	0- 1	1- 0	HOME	3- 0	2- 0	6- 0				
5- 2	0- 2	2- 0	AWAY	1- 0	1- 0	1- 0				
3- 2	1- 2	0- 0	NEUTRAL	0- 0	1- 0	1- 0				
10- 2	1- 2	1- 0	NON-CONFERENCE	1- 0	1- 0	6- 0				
7- 0	0- 0	1- 0	HOME	1- 0	0- 0	5- 0				
0- 0	0- 0	0- 0	AWAY	0- 0	0- 0	0- 0				
3- 2	1- 2	0- 0	NEUTRAL	0- 0	1- 0	1- 0				
10- 3	0- 3	2- 0	CONFERENCE	3- 0	3- 0	2- 0				
5- 1	0- 1	0- 0	HOME	2- 0	2- 0	1- 0				
5- 2	0- 2	2- 0	AWAY	1- 0	1- 0	1- 0				
0- 0	0- 0	0- 0	NEUTRAL	0- 0	0- 0	0- 0				

RPI 1-25				RPI 26-50				Team's RPI: 27	RPI 51-100				RPI 101+			
RPI	S	Opponent	Score	RPI	S	Opponent	Score		RPI	S	Opponent	Score	RPI	S	Opponent	Score
1	N	Notre Dame	81 91	40	A	California	82 74		52	A	Southern California	76 52	126	N	Western Ky.	74 60
4	A	Oregon	68 77	43	A	UCLA	83 73		58	H	Utah	71 63	127	A	Washington St.	52 35
5	A	Stanford	44 61	48	H	Saint Mary's (CA)	89 56		73	H	Arizona	86 64	127	H	Washington St.	76 69
14	N	South Carolina	70 68						86	H	Duke	71 57	141	H	Colorado	89 65
16	H	Arizona St.	76 79										156	A	Washington	86 39
19	N	Texas A&M	70 76										156	H	Washington	78 67
													181	N	Eastern Wash.	93 45
													189	H	Santa Clara	82 31
													280	H	CSU Bakersfield	92 52
													285	H	La Salle	100 46
													313	H	Cal Poly	79 54
													347	H	Ark.-Pine Bluff	89 33
LAST 12 Division I GAMES:																
1	N	Notre Dame	81 91	141	H	Colorado	89 65									
14	N	South Carolina	70 68	127	A	Washington St.	52 35									
4	A	Oregon	68 77	156	A	Washington	86 39									
40	A	California	82 74	16	H	Arizona St.	76 79									
5	A	Stanford	44 61	73	H	Arizona	86 64									
58	H	Utah	71 63	52	A	Southern California	76 52									

Non-Div I Games:

Oregon St.

■ Loss,
■ Non-Conf,
■ S Site,
■ H Home
■ A Away
N Neutral

Average RPI Win:	208	WON-LOST	WINNING	LAST 10	STRENGTH OF	OPP. STRENGTH	TEAM	ADJ.	CONF.	ADJ CONF.
Average RPI Loss:	42	RECORD	PCT. RANK	GAMES	SCHEDULE	OF SCHEDULE	RPI	RPI	RPI	RPI
DIV. I ONLY	16- 8	82	1- 0	130	91	88	88	8	8	
DIV. I NON-CONF.	7- 3	83	0- 0	211	155	91	91	7	7	
TOTALS	RPI 1-25	RPI 26-50	W-L RECORDS	RPI 51-100	RPI 101-150	RPI 150+				
16- 8	0- 3	2- 3	OVERALL	1- 1	1- 1	12- 0				
9- 3	0- 1	2- 1	HOME	0- 0	1- 1	6- 0				
7- 4	0- 2	0- 1	AWAY	1- 1	0- 0	6- 0				
0- 1	0- 0	0- 1	NEUTRAL	0- 0	0- 0	0- 0				
7- 3	0- 1	1- 1	NON-CONFERENCE	1- 1	0- 0	5- 0				
4- 0	0- 0	1- 0	HOME	0- 0	0- 0	3- 0				
3- 2	0- 1	0- 0	AWAY	1- 1	0- 0	2- 0				
0- 1	0- 0	0- 1	NEUTRAL	0- 0	0- 0	0- 0				
9- 5	0- 2	1- 2	CONFERENCE	0- 0	1- 1	7- 0				
5- 3	0- 1	1- 1	HOME	0- 0	1- 1	3- 0				
4- 2	0- 1	0- 1	AWAY	0- 0	0- 0	4- 0				
0- 0	0- 0	0- 0	NEUTRAL	0- 0	0- 0	0- 0				

RPI 1-25				RPI 26-50				RPI 51-100 Team's RPI: 88				RPI 101+			
RPI	S	Opponent	Score	RPI	S	Opponent	Score	RPI	S	Opponent	Score	RPI	S	Opponent	Score
13	A	Gonzaga	65 88	36	A	BYU	49 75	66	A	Lamar University	66 82	113	H	Loyola Marymount	67 72
13	H	Gonzaga	51 63	36	H	BYU	74 77	82	A	UC Davis	83 80	117	H	Pepperdine	78 67
15	A	UCF	57 64	40	N	California	69 81					167	A	Portland	76 66
				47	H	Wyoming	70 64					167	H	Portland	87 77
				48	H	Saint Mary's (CA)	76 67					189	A	Santa Clara	74 70
												243	A	San Francisco	85 75
												243	H	San Francisco	74 48
												249	A	San Diego	70 53
												249	H	San Diego	79 47
												250	A	Cal St. Fullerton	72 64
												295	H	UC Santa Barbara	69 53
												317	A	San Jose St.	91 67
												324	H	North Dakota St.	75 68
												342	H	Seattle U	75 61
LAST 12 Division I GAMES:															
243	H	San Francisco	74 48	113	H	Loyola Marymount	67 72								
36	A	BYU	49 75	243	A	San Francisco	85 75								
249	A	San Diego	70 53	189	A	Santa Clara	74 70								
167	H	Portland	87 77	249	H	San Diego	79 47								
13	H	Gonzaga	51 63	36	H	BYU	74 77								
117	H	Pepperdine	78 67	13	A	Gonzaga	65 88								

Non-Div I Games:

Pacific

■ Loss,
■ Non-Conf, S Site,
■ Home
■ Away
N Neutral

Average RPI Win:	216	WON-LOST	WINNING	LAST 10	STRENGTH OF	OPP. STRENGTH	TEAM	ADJ.	CONF.	ADJ CONF.
Average RPI Loss:	39	RECORD	PCT. RANK	GAMES	SCHEDULE	OF SCHEDULE	RPI	RPI	RPI	RPI
DIV. I ONLY	15- 3	17	1- 0	208	116	62	62	11	11	
DIV. I NON-CONF.	9- 3	61	0- 0	242	80	90	90	11	11	
TOTALS	RPI 1-25	RPI 26-50	W-L RECORDS	RPI 51-100	RPI 101-150	RPI 150+				
15- 3	0- 1	0- 1	OVERALL	3- 1	0- 0	12- 0				
6- 1	0- 0	0- 1	HOME	1- 0	0- 0	5- 0				
9- 1	0- 1	0- 0	AWAY	2- 0	0- 0	7- 0				
0- 1	0- 0	0- 0	NEUTRAL	0- 1	0- 0	0- 0				
9- 3	0- 1	0- 1	NON-CONFERENCE	1- 1	0- 0	8- 0				
4- 1	0- 0	0- 1	HOME	0- 0	0- 0	4- 0				
5- 1	0- 1	0- 0	AWAY	1- 0	0- 0	4- 0				
0- 1	0- 0	0- 0	NEUTRAL	0- 1	0- 0	0- 0				
6- 0	0- 0	0- 0	CONFERENCE	2- 0	0- 0	4- 0				
2- 0	0- 0	0- 0	HOME	1- 0	0- 0	1- 0				
4- 0	0- 0	0- 0	AWAY	1- 0	0- 0	3- 0				
0- 0	0- 0	0- 0	NEUTRAL	0- 0	0- 0	0- 0				

RPI 1-25				RPI 26-50				RPI 51-100				RPI 101+			
RPI	S	Opponent	Score	RPI	S	Opponent	Score	RPI	S	Opponent	Score	RPI	S	Opponent	Score
1	A	Notre Dame	55 75	41	H	Villanova	50 58	74	N	Maine	46 47	166	H	Temple	71 62
								76	H	Yale	54 48	203	A	Dartmouth	60 44
								80	A	Drexel	55 39	206	A	Stetson	75 53
								85	A	Princeton	66 60	208	A	Navy	65 61
												237	H	Saint Joseph's	65 45
												251	H	Brown	83 43
												257	A	Columbia	72 60
												260	A	Cornell	59 46
												285	H	La Salle	65 34
												290	A	Siena	58 51
												312	H	NJIT	85 42
												323	A	Iona	66 43
LAST 12 Division I GAMES:															
203	A	Dartmouth	60 44	41	H	Villanova	50 58	85	A	Princeton	66 60	206	A	Stetson	75 53
76	H	Yale	54 48					80	A	Drexel	55 39	323	A	Iona	66 43
251	H	Brown	83 43					285	H	La Salle	65 34				
257	A	Columbia	72 60												
260	A	Cornell	59 46												
166	H	Temple	71 62												

Non-Div I Games: Haverford 81 46

Penn

Average RPI Win:	166	WON-LOST	WINNING	LAST 10	STRENGTH OF	OPP. STRENGTH	TEAM	ADJ.	CONF.	ADJ CONF.
Average RPI Loss:	60	RECORD	PCT. RANK	GAMES	SCHEDULE	OF SCHEDULE	RPI	RPI	RPI	RPI
DIV. I ONLY	10- 14	221	0- 1	29	70	137	137	4	4	
DIV. I NON-CONF.	7- 4	108	0- 0	63	141	103	103	6	6	
TOTALS	RPI 1-25	RPI 26-50	W-L RECORDS	RPI 51-100	RPI 101-150	RPI 150+				
10- 14	0- 4	0- 5	OVERALL	2- 3	2- 0	6- 2				
8- 8	0- 2	0- 3	HOME	2- 1	1- 0	5- 2				
2- 6	0- 2	0- 2	AWAY	0- 2	1- 0	1- 0				
0- 0	0- 0	0- 0	NEUTRAL	0- 0	0- 0	0- 0				
7- 4	0- 1	0- 1	NON-CONFERENCE	2- 0	2- 0	3- 2				
6- 3	0- 0	0- 1	HOME	2- 0	1- 0	3- 2				
1- 1	0- 1	0- 0	AWAY	0- 0	1- 0	0- 0				
0- 0	0- 0	0- 0	NEUTRAL	0- 0	0- 0	0- 0				
3- 10	0- 3	0- 4	CONFERENCE	0- 3	0- 0	3- 0				
2- 5	0- 2	0- 2	HOME	0- 1	0- 0	2- 0				
1- 5	0- 1	0- 2	AWAY	0- 2	0- 0	1- 0				
0- 0	0- 0	0- 0	NEUTRAL	0- 0	0- 0	0- 0				

RPI 1-25				RPI 26-50				RPI 51-100				RPI 101+ Team's RPI: 137			
RPI	S	Opponent	Score	RPI	S	Opponent	Score	RPI	S	Opponent	Score	RPI	S	Opponent	Score
12	H	Iowa	61 81	28	A	Rutgers	61 74	85	H	Princeton	79 71	108	H	Providence	74 72
17	A	Maryland	67 79	28	H	Rutgers	61 69	89	A	Northwestern	63 78	121	A	Fordham	72 55
17	H	Maryland	61 77	40	H	California	58 75	90	A	Ohio St.	73 78	159	H	Stony Brook	70 81
18	A	Florida St.	58 87	44	A	Indiana	75 83	90	H	Ohio St.	71 76	165	H	Duquesne	58 64
				49	H	Michigan	62 66	98	H	American	80 59	176	A	Wisconsin	65 59
												176	H	Wisconsin	71 64
												188	H	Illinois	62 48
												227	H	North Dakota	75 68
												231	H	St. Bonaventure	80 65
												247	H	Jacksonville	80 61
LAST 12 Division I GAMES:															
89	A	Northwestern	63 78	17	A	Maryland	67 79								
49	H	Michigan	62 66	90	H	Ohio St.	71 76								
90	A	Ohio St.	73 78	188	H	Illinois	62 48								
12	H	Iowa	61 81	28	A	Rutgers	61 74								
28	H	Rutgers	61 69	176	H	Wisconsin	71 64								
176	A	Wisconsin	65 59	44	A	Indiana	75 83								

Non-Div I Games:

Penn St.

Pepperdine

Through Games Of Feb. 15, 2019

Average RPI Win:	219	WON-LOST	WINNING	LAST 10	STRENGTH OF	OPP. STRENGTH	TEAM	ADJ.	CONF.	ADJ CONF.
Average RPI Loss:	102	RECORD	PCT. RANK	GAMES	SCHEDULE	OF SCHEDULE	RPI	RPI	RPI	RPI
DIV. I ONLY	16- 8	82	0- 0	256	96	117	117	8	8	
DIV. I NON-CONF.	6- 4	125	0- 0	346	190	214	214	7	7	
TOTALS	RPI 1-25	RPI 26-50	W-L RECORDS	RPI 51-100	RPI 101-150	RPI 150+				
16- 8	0- 1	1- 2	OVERALL	0- 2	2- 2	13- 1				
7- 1	0- 1	1- 0	HOME	0- 0	1- 0	5- 0				
7- 6	0- 0	0- 2	AWAY	0- 2	1- 2	6- 0				
2- 1	0- 0	0- 0	NEUTRAL	0- 0	0- 0	2- 1				
6- 4	0- 0	0- 0	NON-CONFERENCE	0- 1	0- 2	6- 1				
1- 0	0- 0	0- 0	HOME	0- 0	0- 0	1- 0				
3- 3	0- 0	0- 0	AWAY	0- 1	0- 2	3- 0				
2- 1	0- 0	0- 0	NEUTRAL	0- 0	0- 0	2- 1				
10- 4	0- 1	1- 2	CONFERENCE	0- 1	2- 0	7- 0				
6- 1	0- 1	1- 0	HOME	0- 0	1- 0	4- 0				
4- 3	0- 0	0- 2	AWAY	0- 1	1- 0	3- 0				
0- 0	0- 0	0- 0	NEUTRAL	0- 0	0- 0	0- 0				

RPI S	Opponent	Score	RPI S	Opponent	Score	RPI S	Opponent	Score	RPI S	Opponent	Score	Team's RPI: 117
13	H Gonzaga	54 79	36	A BYU	58 83	88	A Pacific	67 78	108	A Providence	47 66	
			36	H BYU	79 65	93	A Idaho St.	63 65	113	A Loyola Marymount	73 55	
			48	A Saint Mary's (CA)	68 79				113	H Loyola Marymount	95 86	
									141	A Colorado	65 80	
									167	H Portland	82 68	
									189	A Santa Clara	76 74	
									189	H Santa Clara	74 48	
									224	N Sacramento St.	113 97	
									243	A San Francisco	72 66	
									243	H San Francisco	69 50	
									244	A Hawaii	65 64	
									249	A San Diego	74 55	
									249	H San Diego	88 65	
									272	N Northern Ky.	51 46	
									285	N La Salle	55 62	
									313	A Cal Poly	70 63	
									322	H Weber St.	68 47	
									342	A Seattle U	78 64	
LAST 12 Division I GAMES:												
113	A Loyola Marymount	73 55	48	A Saint Mary's (CA)	68 79							
189	A Santa Clara	76 74	113	H Loyola Marymount	95 86							
243	A San Francisco	72 66	243	H San Francisco	69 50							
36	H BYU	79 65	189	H Santa Clara	74 48							
249	H San Diego	88 65	249	A San Diego	74 55							
88	A Pacific	67 78	36	A BYU	58 83							

Non-Div I Games: Cal St. L.A. 80 56

Pepperdine

Loss, Non-Conf, S Site, H Home A Away N Neutral

Average RPI Win:	150	WON-LOST	WINNING	LAST 10	STRENGTH OF	OPP. STRENGTH	TEAM	ADJ.	CONF.	ADJ CONF.
Average RPI Loss:	59	RECORD	PCT. RANK	GAMES	SCHEDULE	OF SCHEDULE	RPI	RPI	RPI	RPI
DIV. I ONLY	10- 16	240	1- 0	17	27	122	122	1	1	
DIV. I NON-CONF.	9- 5	104	0- 0	65	134	84	84	1	1	
<hr/>										
TOTALS	RPI 1-25	RPI 26-50	W-L RECORDS	RPI 51-100	RPI 101-150	RPI 150+				
10- 16	0- 6	1- 2	OVERALL	3- 5	2- 2	4- 1				
6- 9	0- 3	1- 1	HOME	1- 3	2- 2	2- 0				
2- 6	0- 3	0- 1	AWAY	1- 2	0- 0	1- 0				
2- 1	0- 0	0- 0	NEUTRAL	1- 0	0- 0	1- 1				
9- 5	0- 1	0- 0	NON-CONFERENCE	3- 2	2- 1	4- 1				
5- 3	0- 1	0- 0	HOME	1- 1	2- 1	2- 0				
2- 1	0- 0	0- 0	AWAY	1- 1	0- 0	1- 0				
2- 1	0- 0	0- 0	NEUTRAL	1- 0	0- 0	1- 1				
1- 11	0- 5	1- 2	CONFERENCE	0- 3	0- 1	0- 0				
1- 6	0- 2	1- 1	HOME	0- 2	0- 1	0- 0				
0- 5	0- 3	0- 1	AWAY	0- 1	0- 0	0- 0				
0- 0	0- 0	0- 0	NEUTRAL	0- 0	0- 0	0- 0				

RPI 1-25				RPI 26-50				RPI 51-100				RPI 101+ Team's RPI: 122			
RPI	S	Opponent	Score	RPI	S	Opponent	Score	RPI	S	Opponent	Score	RPI	S	Opponent	Score
1	A	Notre Dame	44 100	30	H	North Carolina	91 78	63	H	West Virginia	43 77	105	H	Boston College	55 59
3	A	Louisville	42 70	42	A	Georgia Tech	55 67	68	H	Virginia Tech	58 74	114	H	Youngstown St.	55 64
7	A	NC State	34 63	46	H	Clemson	59 65	78	H	Cincinnati	65 48	115	H	UNCW	60 56
8	H	Syracuse	50 82					83	N	Arkansas	61 54	121	H	Fordham	65 62
15	H	UCF	58 61					86	A	Duke	55 74	165	A	Duquesne	66 58
21	H	Miami (FL)	51 65					89	A	Northwestern	52 49	176	N	Wisconsin	42 57
								91	A	Georgetown	41 70	215	H	Saint Francis (PA)	78 75
								100	H	Virginia	57 74	291	N	Tennessee St.	78 56
												316	H	New Orleans	90 38
<hr/>															
LAST 12 Division I GAMES:															
30	H	North Carolina	91 78	100	H	Virginia	57 74								
21	H	Miami (FL)	51 65	46	H	Clemson	59 65								
42	A	Georgia Tech	55 67	8	H	Syracuse	50 82								
86	A	Duke	55 74	105	H	Boston College	55 59								
68	H	Virginia Tech	58 74	7	A	NC State	34 63								
3	A	Louisville	42 70	1	A	Notre Dame	44 100								

Non-Div I Games:

Pittsburgh

■ Loss,
■ Non-Conf,
■ S Site,
■ H Home
■ A Away
N Neutral

Average RPI Win:	259	WON-LOST	WINNING	LAST 10	STRENGTH OF	OPP. STRENGTH	TEAM	ADJ.	CONF.	ADJ CONF.
Average RPI Loss:	83	RECORD	PCT. RANK	GAMES	SCHEDULE	OF SCHEDULE	RPI	RPI	RPI	RPI
DIV. I ONLY	8- 14	248	0- 0	55	158	167	167	8	8	
DIV. I NON-CONF.	6- 3	91	0- 0	168	343	121	121	7	7	
TOTALS	RPI 1-25	RPI 26-50	W-L RECORDS	RPI 51-100	RPI 101-150	RPI 150+				
8- 14	0- 2	0- 4	OVERALL	0- 3	0- 3	8- 2				
4- 6	0- 1	0- 2	HOME	0- 1	0- 0	4- 2				
4- 7	0- 1	0- 2	AWAY	0- 1	0- 3	4- 0				
0- 1	0- 0	0- 0	NEUTRAL	0- 1	0- 0	0- 0				
6- 3	0- 0	0- 0	NON-CONFERENCE	0- 1	0- 1	6- 1				
3- 1	0- 0	0- 0	HOME	0- 0	0- 0	3- 1				
3- 1	0- 0	0- 0	AWAY	0- 0	0- 1	3- 0				
0- 1	0- 0	0- 0	NEUTRAL	0- 1	0- 0	0- 0				
2- 11	0- 2	0- 4	CONFERENCE	0- 2	0- 2	2- 1				
1- 5	0- 1	0- 2	HOME	0- 1	0- 0	1- 1				
1- 6	0- 1	0- 2	AWAY	0- 1	0- 2	1- 0				
0- 0	0- 0	0- 0	NEUTRAL	0- 0	0- 0	0- 0				

RPI 1-25				RPI 26-50				RPI 51-100				RPI 101+ Team's RPI: 167			
RPI	S	Opponent	Score	RPI	S	Opponent	Score	RPI	S	Opponent	Score	RPI	S	Opponent	Score
13	A	Gonzaga	71 97	36	A	BYU	71 79	73	N	Arizona	70 92	113	A	Loyola Marymount	58 76
13	H	Gonzaga	62 93	36	H	BYU	69 70	88	A	Pacific	77 87	117	A	Pepperdine	68 82
				48	A	Saint Mary's (CA)	85 113	88	H	Pacific	66 76	133	A	Portland St.	79 92
				48	H	Saint Mary's (CA)	91 98					161	H	UC Irvine	69 84
												189	H	Santa Clara	66 72
												211	H	Utah St.	61 54
												243	H	San Francisco	78 73
												244	A	Hawaii	72 65
												249	A	San Diego	69 60
												250	H	Cal St. Fullerton	83 74
												267	H	Air Force	79 60
												286	A	Utah Valley	65 60
												322	A	Weber St.	89 73
LAST 12 Division I GAMES:															
36	H	BYU	69 70	36	A	BYU	71 79								
13	H	Gonzaga	62 93	249	A	San Diego	69 60								
88	A	Pacific	77 87	13	A	Gonzaga	71 97								
48	A	Saint Mary's (CA)	85 113	48	H	Saint Mary's (CA)	91 98								
243	H	San Francisco	78 73	88	H	Pacific	66 76								
189	H	Santa Clara	66 72	113	A	Loyola Marymount	58 76								

Non-Div I Games: Warner Pacific 98 63 Willamette 82 27

Portland

Loss, Non-Conf, S Site, H Home A Away N Neutral

Average RPI Win:	233	WON-LOST	WINNING	LAST 10	STRENGTH OF	OPP. STRENGTH	TEAM	ADJ.	CONF.	ADJ CONF.
Average RPI Loss:	115	RECORD	PCT. RANK	GAMES	SCHEDULE	OF SCHEDULE	RPI	RPI	RPI	RPI
DIV. I ONLY	17- 4	24	1- 0	316	199	133	133	16	16	
DIV. I NON-CONF.	7- 1	30	0- 0	339	248	166	166	12	12	
TOTALS	RPI 1-25	RPI 26-50	W-L RECORDS	RPI 51-100	RPI 101-150	RPI 150+				
17- 4	0- 0	0- 0	OVERALL	1- 2	2- 1	14- 1				
12- 2	0- 0	0- 0	HOME	1- 1	2- 0	9- 1				
5- 2	0- 0	0- 0	AWAY	0- 1	0- 1	5- 0				
0- 0	0- 0	0- 0	NEUTRAL	0- 0	0- 0	0- 0				
7- 1	0- 0	0- 0	NON-CONFERENCE	1- 0	0- 0	6- 1				
5- 1	0- 0	0- 0	HOME	1- 0	0- 0	4- 1				
2- 0	0- 0	0- 0	AWAY	0- 0	0- 0	2- 0				
0- 0	0- 0	0- 0	NEUTRAL	0- 0	0- 0	0- 0				
10- 3	0- 0	0- 0	CONFERENCE	0- 2	2- 1	8- 0				
7- 1	0- 0	0- 0	HOME	0- 1	2- 0	5- 0				
3- 2	0- 0	0- 0	AWAY	0- 1	0- 1	3- 0				
0- 0	0- 0	0- 0	NEUTRAL	0- 0	0- 0	0- 0				

RPI S	Opponent	Score	RPI S	Opponent	Score	RPI S	Opponent	Score	RPI S	Opponent	Score	Team's RPI: 133
						82	H UC Davis	65 50	123	A Northern Colo.	63 79	
						84	A Idaho	78 80	123	H Northern Colo.	85 66	
						93	H Idaho St.	57 58	146	H Montana St.	55 53	
									161	H UC Irvine	68 73	
									167	H Portland	92 79	
									169	H Montana	78 60	
									181	A Eastern Wash.	76 64	
									199	H UNLV	58 49	
									224	H Sacramento St.	74 58	
									235	A Northern Ariz.	74 59	
									235	H Northern Ariz.	72 55	
									269	A UTEP	89 61	
									282	H Southern Utah	63 49	
									317	H San Jose St.	80 51	
									322	A Weber St.	77 59	
									322	H Weber St.	65 38	
									338	A Grand Canyon	60 55	
									342	H Seattle U	68 43	
LAST 12 Division I GAMES:												
235	A	Northern Ariz.	74	59	181	A	Eastern Wash.	76	64			
123	H	Northern Colo.	85	66	235	H	Northern Ariz.	72	55			
224	H	Sacramento St.	74	58	282	H	Southern Utah	63	49			
93	H	Idaho St.	57	58	322	A	Weber St.	77	59			
322	H	Weber St.	65	38	169	H	Montana	78	60			
84	A	Idaho	78	80	146	H	Montana St.	55	53			

Non-Div I Games: Warner Pacific 102 49

Portland St.

Average RPI Win:	287	WON-LOST	WINNING	LAST 10	STRENGTH OF	OPP. STRENGTH	TEAM	ADJ.	CONF.	ADJ CONF.
Average RPI Loss:	127	RECORD	PCT. RANK	GAMES	SCHEDULE	OF SCHEDULE	RPI	RPI	RPI	RPI
DIV. I ONLY	8- 10	206	0- 1	239	260	201	201	29	29	
DIV. I NON-CONF.	1- 7	319	0- 0	25	50	192	192	28	28	
TOTALS	RPI 1-25	RPI 26-50	W-L RECORDS	RPI 51-100	RPI 101-150	RPI 150+				
8- 10	0- 2	0- 1	OVERALL	0- 1	0- 2	8- 4				
3- 3	0- 0	0- 1	HOME	0- 0	0- 0	3- 2				
4- 7	0- 2	0- 0	AWAY	0- 1	0- 2	4- 2				
1- 0	0- 0	0- 0	NEUTRAL	0- 0	0- 0	1- 0				
1- 7	0- 2	0- 1	NON-CONFERENCE	0- 1	0- 2	1- 1				
0- 1	0- 0	0- 1	HOME	0- 0	0- 0	0- 0				
0- 6	0- 2	0- 0	AWAY	0- 1	0- 2	0- 1				
1- 0	0- 0	0- 0	NEUTRAL	0- 0	0- 0	1- 0				
7- 3	0- 0	0- 0	CONFERENCE	0- 0	0- 0	7- 3				
3- 2	0- 0	0- 0	HOME	0- 0	0- 0	3- 2				
4- 1	0- 0	0- 0	AWAY	0- 0	0- 0	4- 1				
0- 0	0- 0	0- 0	NEUTRAL	0- 0	0- 0	0- 0				

RPI 1-25				RPI 26-50				RPI 51-100				RPI 101+ Team's RPI: 201			
RPI	S	Opponent	Score	RPI	S	Opponent	Score	RPI	S	Opponent	Score	RPI	S	Opponent	Score
11	A	Iowa St.	46 94	34	H	Rice	58 68	83	A	Arkansas	44 71	112	A	Oklahoma St.	50 70
19	A	Texas A&M	57 70									141	A	Colorado	38 79
												185	A	Southern U.	55 54
												212	A	Texas Southern	67 73
												212	H	Texas Southern	44 52
												222	A	UTRGV	50 57
												223	H	Grambling	63 64
												252	H	Alabama St.	71 59
												265	N	A&M-Corpus Christi	67 59
												289	H	Jackson St.	76 57
												301	H	Alabama A&M	77 65
												310	A	Mississippi Val.	75 65
												347	A	Ark.-Pine Bluff	80 41
												350	A	Alcorn	82 61
LAST 12 Division I GAMES:															
212	A	Texas Southern	67 73	289	H	Jackson St.	76 57								
252	H	Alabama St.	71 59	212	H	Texas Southern	44 52								
301	H	Alabama A&M	77 65	350	A	Alcorn	82 61								
347	A	Ark.-Pine Bluff	80 41	185	A	Southern U.	55 54								
310	A	Mississippi Val.	75 65	19	A	Texas A&M	57 70								
223	H	Grambling	63 64	11	A	Iowa St.	46 94								

Non-Div I Games: Jarvis Christian 117 32 Arlington Baptist 105 31

Prairie View

Presbyterian

Through Games Of Feb. 15, 2019

Average RPI Win:	313	WON-LOST	WINNING	LAST 10	STRENGTH OF	OPP. STRENGTH	TEAM	ADJ.	CONF.	ADJ CONF.
Average RPI Loss:	201	RECORD	PCT. RANK	GAMES	SCHEDULE	OF SCHEDULE	RPI	RPI	RPI	RPI
DIV. I ONLY	4- 19	324	0- 1	291	313	333	333	28	28	
DIV. I NON-CONF.	2- 9	297	0- 0	275	285	316	316	29	29	
TOTALS	RPI 1-25	RPI 26-50	W-L RECORDS	RPI 51-100	RPI 101-150	RPI 150+				
4- 19	0- 0	0- 0	OVERALL	0- 2	0- 3	4- 14				
3- 6	0- 0	0- 0	HOME	0- 0	0- 0	3- 6				
1- 13	0- 0	0- 0	AWAY	0- 2	0- 3	1- 8				
0- 0	0- 0	0- 0	NEUTRAL	0- 0	0- 0	0- 0				
2- 9	0- 0	0- 0	NON-CONFERENCE	0- 1	0- 2	2- 6				
1- 2	0- 0	0- 0	HOME	0- 0	0- 0	1- 2				
1- 7	0- 0	0- 0	AWAY	0- 1	0- 2	1- 4				
0- 0	0- 0	0- 0	NEUTRAL	0- 0	0- 0	0- 0				
2- 10	0- 0	0- 0	CONFERENCE	0- 1	0- 1	2- 8				
2- 4	0- 0	0- 0	HOME	0- 0	0- 0	2- 4				
0- 6	0- 0	0- 0	AWAY	0- 1	0- 1	0- 4				
0- 0	0- 0	0- 0	NEUTRAL	0- 0	0- 0	0- 0				

RPI 1-25				RPI 26-50				RPI 51-100				RPI 101+				Team's RPI: 333	
RPI	S	Opponent	Score	RPI	S	Opponent	Score	RPI	S	Opponent	Score	RPI	S	Opponent	Score		
								53	A	Tennessee	49	97	107	A	Georgia	59	83
								92	A	Radford	49	59	115	A	UNCW	48	63
												130	A	High Point	40	79	
												154	A	Davidson	56	83	
												179	A	Hampton	62	79	
												186	A	Vanderbilt	43	78	
												197	A	UNC Asheville	45	51	
												197	H	UNC Asheville	43	52	
												209	A	Furman	68	76	
												236	A	Campbell	46	51	
												241	H	Gardner-Webb	58	66	
												271	A	Winthrop	52	55	
												271	H	Winthrop	54	62	
												273	A	Samford	54	75	
												282	H	Wofford	61	50	
												284	H	Ga. Southern	68	69	
												288	A	Col. of Charleston	71	65	
												304	H	South Carolina St.	48	57	
												319	H	Charleston So.	55	63	
												340	H	Longwood	81	66	
												343	H	USC Upstate	70	54	
LAST 12 Division I GAMES:																	
				197	A	UNC Asheville	45	51	92	A	Radford	49	59				
				271	H	Winthrop	54	62	241	H	Gardner-Webb	58	66				
				179	A	Hampton	62	79	343	H	USC Upstate	70	54				
				319	H	Charleston So.	55	63	130	A	High Point	40	79				
				197	H	UNC Asheville	43	52	340	H	Longwood	81	66				
				271	A	Winthrop	52	55	236	A	Campbell	46	51				

Non-Div I Games:

Presbyterian

Loss, Non-Conf, S Site, H Home A Away N Neutral

Average RPI Win:	195	WON-LOST	WINNING	LAST 10	STRENGTH OF	OPP. STRENGTH	TEAM	ADJ.	CONF.	ADJ CONF.
Average RPI Loss:	82	RECORD	PCT. RANK	GAMES	SCHEDULE	OF SCHEDULE	RPI	RPI	RPI	RPI
DIV. I ONLY	12- 9	131	1- 0	68	111	85	85	11	11	
DIV. I NON-CONF.	8- 7	160	0- 0	71	90	80	80	11	11	
TOTALS	RPI 1-25	RPI 26-50	W-L RECORDS	RPI 51-100	RPI 101-150	RPI 150+				
12- 9	0- 1	0- 2	OVERALL	1- 3	3- 2	8- 1				
4- 3	0- 0	0- 0	HOME	1- 2	1- 1	2- 0				
8- 3	0- 0	0- 1	AWAY	0- 0	2- 1	6- 1				
0- 3	0- 1	0- 1	NEUTRAL	0- 1	0- 0	0- 0				
8- 7	0- 1	0- 2	NON-CONFERENCE	1- 1	2- 2	5- 1				
3- 1	0- 0	0- 0	HOME	1- 0	1- 1	1- 0				
5- 3	0- 0	0- 1	AWAY	0- 0	1- 1	4- 1				
0- 3	0- 1	0- 1	NEUTRAL	0- 1	0- 0	0- 0				
4- 2	0- 0	0- 0	CONFERENCE	0- 2	1- 0	3- 0				
1- 2	0- 0	0- 0	HOME	0- 2	0- 0	1- 0				
3- 0	0- 0	0- 0	AWAY	0- 0	1- 0	2- 0				
0- 0	0- 0	0- 0	NEUTRAL	0- 0	0- 0	0- 0				

RPI 1-25				RPI 26-50				RPI 51-100				Team's RPI: 85	RPI 101+			
RPI	S	Opponent	Score	RPI	S	Opponent	Score	RPI	S	Opponent	Score		RPI	S	Opponent	Score
8	N	Syracuse	61 92	31	N	DePaul	67 82	56	N	Kansas St.	61 80		104	A	Harvard	75 71
				41	A	Villanova	46 67	62	H	Penn	60 66		106	A	Hartford	75 38
								64	H	Quinnipiac	54 42		125	H	Seton Hall	66 70
								76	H	Yale	86 96		137	A	Penn St.	71 79
													145	H	Marist	60 57
													154	H	Davidson	65 57
													175	A	Rider	89 65
													205	A	George Washington	49 64
													239	A	Monmouth	79 47
													251	H	Brown	93 74
													257	A	Columbia	79 64
													260	A	Cornell	75 46
													264	A	St. Francis Brooklyn	83 64
													321	A	New Hampshire	90 42
LAST 12 Division I GAMES:																
104	A	Harvard	75 71	321	A	New Hampshire	90 42	106	A	Hartford	75 38					
251	H	Brown	93 74	264	A	St. Francis Brooklyn	83 64	145	H	Marist	60 57					
76	H	Yale	86 96	239	A	Monmouth	79 47	260	A	Cornell	75 46					
260	A	Cornell	75 46	64	H	Quinnipiac	54 42									
257	A	Columbia	79 64													
62	H	Penn	60 66													

Non-Div I Games:

Princeton

Providence

Through Games Of Feb. 15, 2019

Average RPI Win:	166	WON-LOST	WINNING	LAST 10	STRENGTH OF	OPP. STRENGTH	TEAM	ADJ.	CONF.	ADJ CONF.
Average RPI Loss:	91	RECORD	PCT. RANK	GAMES	SCHEDULE	OF SCHEDULE	RPI	RPI	RPI	RPI
DIV. I ONLY	15- 11	128	1- 0	117	68	108	108	6	6	
DIV. I NON-CONF.	8- 4	91	1- 0	245	171	152	152	4	4	
TOTALS	RPI 1-25	RPI 26-50	W-L RECORDS	RPI 51-100	RPI 101-150	RPI 150+				
15- 11	0- 1	2- 2	OVERALL	2- 5	4- 2	7- 1				
9- 4	0- 0	2- 0	HOME	1- 4	2- 0	4- 0				
5- 7	0- 1	0- 2	AWAY	1- 1	2- 2	2- 1				
1- 0	0- 0	0- 0	NEUTRAL	0- 0	0- 0	1- 0				
8- 4	0- 0	0- 0	NON-CONFERENCE	1- 2	2- 1	5- 1				
5- 2	0- 0	0- 0	HOME	1- 2	1- 0	3- 0				
2- 2	0- 0	0- 0	AWAY	0- 0	1- 1	1- 1				
1- 0	0- 0	0- 0	NEUTRAL	0- 0	0- 0	1- 0				
7- 7	0- 1	2- 2	CONFERENCE	1- 3	2- 1	2- 0				
4- 2	0- 0	2- 0	HOME	0- 2	1- 0	1- 0				
3- 5	0- 1	0- 2	AWAY	1- 1	1- 1	1- 0				
0- 0	0- 0	0- 0	NEUTRAL	0- 0	0- 0	0- 0				

RPI 1-25				RPI 26-50				RPI 51-100				RPI 101+				Team's RPI: 108	
RPI	S	Opponent	Score	RPI	S	Opponent	Score	RPI	S	Opponent	Score	RPI	S	Opponent	Score		
9	A	Marquette	46 85	31	A	DePaul	62 88	64	H	Quinnipiac	44 48	105	A	Boston College	61 57		
				41	A	Villanova	33 53	76	H	Yale	59 42	117	H	Pepperdine	66 47		
				41	H	Villanova	67 61	87	H	Northeastern	59 65	118	A	Creighton	77 63		
				45	H	Butler	74 68	91	A	Georgetown	56 61	125	A	Seton Hall	73 79		
								91	H	Georgetown	52 68	125	H	Seton Hall	82 75		
								95	A	St. John's (NY)	67 66	137	A	Penn St.	72 74		
								95	H	St. John's (NY)	57 60	174	A	Xavier	63 55		
												174	H	Xavier	71 58		
												226	H	Sacred Heart	62 52		
												229	A	Rhode Island	65 72		
												272	H	Northern Ky.	48 43		
												285	H	La Salle	77 47		
												307	N	Bryant	72 64		
												326	A	UMass Lowell	71 47		
LAST 12 Division I GAMES:																	
307	N	Bryant	72 64	118	A	Creighton	77 63										
174	A	Xavier	63 55	174	H	Xavier	71 58										
95	H	St. John's (NY)	57 60	45	H	Butler	74 68										
125	H	Seton Hall	82 75	125	A	Seton Hall	73 79										
91	A	Georgetown	56 61	95	A	St. John's (NY)	67 66										
41	A	Villanova	33 53	41	H	Villanova	67 61										

Non-Div I Games:

Providence

■ Loss,
 ■ Non-Conf,
 ■ S Site,
 ■ H Home
 ■ A Away
 N Neutral

Average RPI Win: 141	WON-LOST	WINNING	LAST 10	STRENGTH OF	OPP. STRENGTH	TEAM	ADJ.	CONF.	ADJ CONF.
Average RPI Loss: 61	RECORD	PCT. RANK	GAMES	SCHEDULE	OF SCHEDULE	RPI	RPI	RPI	RPI
DIV. I ONLY	16- 11	123	0- 1	34	55	65	65	4	4
DIV. I NON-CONF.	9- 4	85	0- 0	62	100	66	66	6	6
TOTALS	RPI 1-25	RPI 26-50	W-L RECORDS	RPI 51-100	RPI 101-150	RPI 150+			
16- 11	2- 4	2- 2	OVERALL	2- 3	2- 1	8- 1			
12- 3	2- 1	2- 0	HOME	1- 1	1- 1	6- 0			
3- 6	0- 2	0- 2	AWAY	1- 1	1- 0	1- 1			
1- 2	0- 1	0- 0	NEUTRAL	0- 1	0- 0	1- 0			
9- 4	1- 2	0- 1	NON-CONFERENCE	0- 1	1- 0	7- 0			
7- 1	1- 1	0- 0	HOME	0- 0	1- 0	5- 0			
1- 1	0- 0	0- 1	AWAY	0- 0	0- 0	1- 0			
1- 2	0- 1	0- 0	NEUTRAL	0- 1	0- 0	1- 0			
7- 7	1- 2	2- 1	CONFERENCE	2- 2	1- 1	1- 1			
5- 2	1- 0	2- 0	HOME	1- 1	0- 1	1- 0			
2- 5	0- 2	0- 1	AWAY	1- 1	1- 0	0- 1			
0- 0	0- 0	0- 0	NEUTRAL	0- 0	0- 0	0- 0			

RPI 1-25				RPI 26-50				RPI 51-100 Team's RPI: 65				RPI 101+			
RPI	S	Opponent	Score	RPI	S	Opponent	Score	RPI	S	Opponent	Score	RPI	S	Opponent	Score
6	N	UConn	40 86	28	A	Rutgers	63 65	89	A	Northwestern	57 54	101	A	Minnesota	64 53
12	A	Iowa	58 72	33	A	Ohio	73 80	90	H	Ohio St.	60 42	101	H	Minnesota	45 65
12	H	Iowa	62 57	44	H	Indiana	56 53	94	A	Nebraska	61 67	104	H	Harvard	66 65
14	H	South Carolina	73 82	49	H	Michigan	71 70	94	H	Nebraska	64 84	162	H	Bradley	74 61
21	H	Miami (FL)	74 63					95	N	St. John's (NY)	62 68	176	A	Wisconsin	69 76
23	A	Michigan St.	66 74									188	H	Illinois	72 50
												192	A	Ball St.	80 38
												198	N	Ole Miss	70 59
												218	H	Western Ill.	81 60
												225	H	Loyola Chicago	65 41
												234	H	Albany (NY)	53 41
												332	H	Purdue Fort Wayne	78 44
LAST 12 Division I GAMES:															
101	H	Minnesota	45 65	101	A	Minnesota	64 53								
94	A	Nebraska	61 67	44	H	Indiana	56 53								
188	H	Illinois	72 50	28	A	Rutgers	63 65								
23	A	Michigan St.	66 74	89	A	Northwestern	57 54								
94	H	Nebraska	64 84	12	H	Iowa	62 57								
12	A	Iowa	58 72	49	H	Michigan	71 70								

Non-Div I Games:

Purdue

■ Loss,
 ■ Non-Conf,
 S Site,
 ■ Home
 ■ Away
 N Neutral

Average RPI Win:	274	WON-LOST	WINNING	LAST 10	STRENGTH OF	OPP. STRENGTH	TEAM	ADJ.	CONF.	ADJ CONF.
Average RPI Loss:	188	RECORD	PCT. RANK	GAMES	SCHEDULE	OF SCHEDULE	RPI	RPI	RPI	RPI
DIV. I ONLY	3- 18	331	0- 1	267	261	332	332	19	19	
DIV. I NON-CONF.	1- 8	322	0- 0	335	310	347	347	19	19	
TOTALS	RPI 1-25	RPI 26-50	W-L RECORDS	RPI 51-100	RPI 101-150	RPI 150+				
3- 18	0- 0	0- 3	OVERALL	0- 1	0- 0	3- 14				
2- 7	0- 0	0- 2	HOME	0- 0	0- 0	2- 5				
1- 11	0- 0	0- 1	AWAY	0- 1	0- 0	1- 9				
0- 0	0- 0	0- 0	NEUTRAL	0- 0	0- 0	0- 0				
1- 8	0- 0	0- 0	NON-CONFERENCE	0- 1	0- 0	1- 7				
0- 3	0- 0	0- 0	HOME	0- 0	0- 0	0- 3				
1- 5	0- 0	0- 0	AWAY	0- 1	0- 0	1- 4				
0- 0	0- 0	0- 0	NEUTRAL	0- 0	0- 0	0- 0				
2- 10	0- 0	0- 3	CONFERENCE	0- 0	0- 0	2- 7				
2- 4	0- 0	0- 2	HOME	0- 0	0- 0	2- 2				
0- 6	0- 0	0- 1	AWAY	0- 0	0- 0	0- 5				
0- 0	0- 0	0- 0	NEUTRAL	0- 0	0- 0	0- 0				

RPI 1-25				RPI 26-50				RPI 51-100				RPI 101+				Team's RPI: 332	
RPI	S	Opponent	Score	RPI	S	Opponent	Score	RPI	S	Opponent	Score	RPI	S	Opponent	Score		
				29	H	South Dakota St.	52 85	65	A	Purdue	44 78	171	A	Oral Roberts	56 66		
				38	A	South Dakota	51 69					171	H	Oral Roberts	61 72		
				38	H	South Dakota	49 71					172	A	Denver	62 82		
												172	H	Denver	70 55		
												191	A	Milwaukee	48 70		
												194	H	Eastern Mich.	72 87		
												218	A	Western Ill.	59 73		
												218	H	Western Ill.	61 90		
												225	A	Loyola Chicago	67 81		
												227	A	North Dakota	60 79		
												245	H	SIUE	49 57		
												276	A	Western Mich.	61 69		
												277	A	Eastern Ill.	63 72		
												306	H	Valparaiso	64 68		
												315	H	Omaha	56 48		
												324	A	North Dakota St.	54 70		
												334	A	Evansville	72 66		
LAST 12 Division I GAMES:																	
				172	A	Denver	62 82	218	A	Western Ill.	59 73						
				218	H	Western Ill.	61 90	38	A	South Dakota	51 69						
				38	H	South Dakota	49 71	171	H	Oral Roberts	61 72						
				171	A	Oral Roberts	56 66	29	H	South Dakota St.	52 85						
				172	H	Denver	70 55	227	A	North Dakota	60 79						
				315	H	Omaha	56 48	324	A	North Dakota St.	54 70						

Purdue Fort Wayne

Quinnipiac

Through Games Of Feb. 15, 2019

Average RPI Win:	227	WON-LOST	WINNING	LAST 10	STRENGTH OF	OPP. STRENGTH	TEAM	ADJ.	CONF.	ADJ CONF.
Average RPI Loss:	36	RECORD	PCT. RANK	GAMES	SCHEDULE	OF SCHEDULE	RPI	RPI	RPI	RPI
DIV. I ONLY	18- 6	43	1- 0	118	168	64	64	26	26	
DIV. I NON-CONF.	5- 6	177	1- 0	21	11	57	57	27	27	
TOTALS	RPI 1-25	RPI 26-50	W-L RECORDS	RPI 51-100	RPI 101-150	RPI 150+				
18- 6	0- 3	0- 2	OVERALL	1- 1	3- 0	14- 0				
8- 2	0- 1	0- 1	HOME	0- 0	0- 0	8- 0				
9- 2	0- 0	0- 1	AWAY	1- 1	3- 0	5- 0				
1- 2	0- 2	0- 0	NEUTRAL	0- 0	0- 0	1- 0				
5- 6	0- 3	0- 2	NON-CONFERENCE	1- 1	2- 0	2- 0				
1- 2	0- 1	0- 1	HOME	0- 0	0- 0	1- 0				
3- 2	0- 0	0- 1	AWAY	1- 1	2- 0	0- 0				
1- 2	0- 2	0- 0	NEUTRAL	0- 0	0- 0	1- 0				
13- 0	0- 0	0- 0	CONFERENCE	0- 0	1- 0	12- 0				
7- 0	0- 0	0- 0	HOME	0- 0	0- 0	7- 0				
6- 0	0- 0	0- 0	AWAY	0- 0	1- 0	5- 0				
0- 0	0- 0	0- 0	NEUTRAL	0- 0	0- 0	0- 0				

RPI 1-25				RPI 26-50				RPI 51-100 Team's RPI: 64				RPI 101+			
RPI	S	Opponent	Score	RPI	S	Opponent	Score	RPI	S	Opponent	Score	RPI	S	Opponent	Score
15	H	UCF	45 47	26	H	Central Mich.	52 67	80	A	Drexel	56 52	104	A	Harvard	72 67
24	N	Missouri	51 65	39	A	Bucknell	58 75	85	A	Princeton	42 54	108	A	Providence	48 44
25	N	Texas	55 56									145	A	Marist	76 69
												175	H	Rider	72 56
												192	N	Ball St.	69 66
												233	A	Niagara	96 55
												233	H	Niagara	62 42
												239	A	Monmouth	58 46
												239	H	Monmouth	67 38
												255	H	Richmond	65 48
												275	A	Canisius	55 42
												275	H	Canisius	68 51
												290	H	Siena	68 31
												293	H	Fairfield	81 36
												297	A	Manhattan	64 39
												323	A	Iona	76 39
												329	H	Saint Peter's	90 45
LAST 12 Division I GAMES:															
192	N	Ball St.	69 66	239	A	Monmouth	58 46								
24	N	Missouri	51 65	323	A	Iona	76 39								
297	A	Manhattan	64 39	290	H	Siena	68 31								
275	H	Canisius	68 51	275	A	Canisius	55 42								
233	H	Niagara	62 42	233	A	Niagara	96 55								
175	H	Rider	72 56	239	H	Monmouth	67 38								

Non-Div I Games:

Quinnipiac

Loss, Non-Conf, S Site, H Home A Away N Neutral

Average RPI Win: 231	WON-LOST	WINNING	LAST 10	STRENGTH OF	OPP. STRENGTH	TEAM	ADJ.	CONF.	ADJ CONF.
Average RPI Loss: 124	RECORD	PCT. RANK	GAMES	SCHEDULE	OF SCHEDULE	RPI	RPI	RPI	RPI
DIV. I ONLY	15- 6	69	1- 0	181	258	92	92	28	28
DIV. I NON-CONF.	5- 5	162	0- 0	107	100	112	112	29	29
TOTALS	RPI 1-25	RPI 26-50	W-L RECORDS	RPI 51-100	RPI 101-150	RPI 150+			
15- 6	0- 1	0- 0	OVERALL	1- 2	3- 1	11- 2			
7- 1	0- 0	0- 0	HOME	0- 0	1- 1	6- 0			
7- 4	0- 1	0- 0	AWAY	1- 1	2- 0	4- 2			
1- 1	0- 0	0- 0	NEUTRAL	0- 1	0- 0	1- 0			
5- 5	0- 1	0- 0	NON-CONFERENCE	1- 2	1- 1	3- 1			
2- 1	0- 0	0- 0	HOME	0- 0	0- 1	2- 0			
2- 3	0- 1	0- 0	AWAY	1- 1	1- 0	0- 1			
1- 1	0- 0	0- 0	NEUTRAL	0- 1	0- 0	1- 0			
10- 1	0- 0	0- 0	CONFERENCE	0- 0	2- 0	8- 1			
5- 0	0- 0	0- 0	HOME	0- 0	1- 0	4- 0			
5- 1	0- 0	0- 0	AWAY	0- 0	1- 0	4- 1			
0- 0	0- 0	0- 0	NEUTRAL	0- 0	0- 0	0- 0			

RPI 1-25				RPI 26-50				RPI 51-100				Team's RPI: 92	RPI 101+			
RPI	S	Opponent	Score	RPI	S	Opponent	Score	RPI	S	Opponent	Score		RPI	S	Opponent	Score
7	A	NC State	58 75					68	A	Virginia Tech	44 55		102	A	VCU	54 49
								94	N	Nebraska	39 77		130	A	High Point	84 79
								100	A	Virginia	57 44		130	H	High Point	80 58
													135	H	Morehead St.	72 79
													166	N	Temple	56 50
													179	A	Hampton	54 68
													197	H	UNC Asheville	60 46
													236	A	Campbell	56 52
													241	H	Gardner-Webb	79 69
													254	H	ETSU	79 64
													263	A	Mt. St. Mary's	77 89
													271	H	Winthrop	70 49
													304	H	South Carolina St.	61 31
													319	A	Charleston So.	67 41
													333	H	Presbyterian	59 49
													340	A	Longwood	68 34
													343	A	USC Upstate	82 41
LAST 12 Division I GAMES:																
				130	A	High Point	84 79					319	A	Charleston So.	67 41	
				241	H	Gardner-Webb	79 69					271	H	Winthrop	70 49	
				343	A	USC Upstate	82 41					179	A	Hampton	54 68	
				236	A	Campbell	56 52					130	H	High Point	80 58	
				333	H	Presbyterian	59 49					197	H	UNC Asheville	60 46	
				340	A	Longwood	68 34					263	A	Mt. St. Mary's	77 89	

Non-Div I Games: Shepherd 60 46

Radford

■ Loss,
 ■ Non-Conf,
 ■ S Site,
 ■ Home
 ■ A Away
 N Neutral

Rhode Island

Through Games Of Feb. 15, 2019

Average RPI Win:	216	WON-LOST	WINNING	LAST 10	STRENGTH OF	OPP. STRENGTH	TEAM	ADJ.	CONF.	ADJ CONF.
Average RPI Loss:	145	RECORD	PCT. RANK	GAMES	SCHEDULE	OF SCHEDULE	RPI	RPI	RPI	RPI
DIV. I ONLY	7- 16	273	1- 0	137	174	229	229	17	17	
DIV. I NON-CONF.	5- 7	206	1- 0	69	184	154	154	16	16	
TOTALS	RPI 1-25	RPI 26-50	W-L RECORDS	RPI 51-100	RPI 101-150	RPI 150+				
7- 16	0- 1	0- 1	OVERALL	0- 0	1- 7	6- 7				
3- 8	0- 0	0- 0	HOME	0- 0	1- 5	2- 3				
4- 8	0- 1	0- 1	AWAY	0- 0	0- 2	4- 4				
0- 0	0- 0	0- 0	NEUTRAL	0- 0	0- 0	0- 0				
5- 7	0- 1	0- 1	NON-CONFERENCE	0- 0	1- 4	4- 1				
3- 3	0- 0	0- 0	HOME	0- 0	1- 3	2- 0				
2- 4	0- 1	0- 1	AWAY	0- 0	0- 1	2- 1				
0- 0	0- 0	0- 0	NEUTRAL	0- 0	0- 0	0- 0				
2- 9	0- 0	0- 0	CONFERENCE	0- 0	0- 3	2- 6				
0- 5	0- 0	0- 0	HOME	0- 0	0- 2	0- 3				
2- 4	0- 0	0- 0	AWAY	0- 0	0- 1	2- 3				
0- 0	0- 0	0- 0	NEUTRAL	0- 0	0- 0	0- 0				

RPI 1-25				RPI 26-50				RPI 51-100				RPI 101+ Team's RPI: 229			
RPI	S	Opponent	Score	RPI	S	Opponent	Score	RPI	S	Opponent	Score	RPI	S	Opponent	Score
22	A	Kentucky	52 75	46	A	Clemson	67 80					101	A	Minnesota	71 91
												102	A	VCU	39 74
												104	H	Harvard	47 80
												105	H	Boston College	64 88
												106	H	Hartford	51 65
												108	H	Providence	72 65
												116	H	Dayton	62 74
												121	H	Fordham	38 56
												154	H	Davidson	67 77
												184	A	Saint Louis	68 56
												204	A	Massachusetts	34 56
												205	H	George Washington	59 64
												207	A	Holy Cross	65 73
												214	A	George Mason	69 75
												216	A	Robert Morris	46 41
												227	H	North Dakota	77 63
												231	H	St. Bonaventure	68 84
												251	H	Brown	72 67
												255	A	Richmond	66 60
												268	A	Vermont	61 58
												285	A	La Salle	71 77
LAST 12 Division I GAMES:															
251	H	Brown	72 67	121	H	Fordham	38 56								
204	A	Massachusetts	34 56	102	A	VCU	39 74								
285	A	La Salle	71 77	184	A	Saint Louis	68 56								
116	H	Dayton	62 74	154	H	Davidson	67 77								
231	H	St. Bonaventure	68 84	205	H	George Washington	59 64								
214	A	George Mason	69 75	255	A	Richmond	66 60								

Non-Div I Games:

Rhode Island

■ Loss,
 ■ Non-Conf,
 ■ S Site,
 ■ H Home
 ■ A Away
 N Neutral

Average RPI Win:	195	WON-LOST	WINNING	LAST 10	STRENGTH OF	OPP. STRENGTH	TEAM	ADJ.	CONF.	ADJ CONF.
Average RPI Loss:	31	RECORD	PCT. RANK	GAMES	SCHEDULE	OF SCHEDULE	RPI	RPI	RPI	RPI
DIV. I ONLY	21- 3	10	1- 0	173	120	34	34	14	14	
DIV. I NON-CONF.	9- 3	61	0- 0	225	76	77	77	18	18	
TOTALS	RPI 1-25	RPI 26-50	W-L RECORDS	RPI 51-100	RPI 101-150	RPI 150+				
21- 3	0- 1	1- 2	OVERALL	2- 0	4- 0	14- 0				
11- 0	0- 0	0- 0	HOME	1- 0	1- 0	9- 0				
9- 2	0- 1	1- 1	AWAY	1- 0	3- 0	4- 0				
1- 1	0- 0	0- 1	NEUTRAL	0- 0	0- 0	1- 0				
9- 3	0- 1	1- 2	NON-CONFERENCE	0- 0	1- 0	7- 0				
5- 0	0- 0	0- 0	HOME	0- 0	1- 0	4- 0				
3- 2	0- 1	1- 1	AWAY	0- 0	0- 0	2- 0				
1- 1	0- 0	0- 1	NEUTRAL	0- 0	0- 0	1- 0				
12- 0	0- 0	0- 0	CONFERENCE	2- 0	3- 0	7- 0				
6- 0	0- 0	0- 0	HOME	1- 0	0- 0	5- 0				
6- 0	0- 0	0- 0	AWAY	1- 0	3- 0	2- 0				
0- 0	0- 0	0- 0	NEUTRAL	0- 0	0- 0	0- 0				

RPI 1-25				RPI 26-50				Team's RPI: 34				RPI 51-100				RPI 101+			
RPI	S	Opponent	Score	RPI	S	Opponent	Score	RPI	S	Opponent	Score	RPI	S	Opponent	Score	RPI	S	Opponent	Score
19	A	Texas A&M	54 65	30	N	North Carolina	50 71	51	A	Middle Tenn.	60 47	120	A	UAB	55 43				
				43	A	UCLA	50 59	70	H	Old Dominion	48 42	126	A	Western Ky.	68 46				
				50	A	Little Rock	79 65					136	H	Georgia St.	66 49				
												150	A	Louisiana Tech	61 51				
												151	H	Charlotte	61 51				
												173	H	North Texas	64 52				
												190	A	Southern Miss.	58 47				
												193	N	Coastal Caro.	56 52				
												201	A	Prairie View	68 58				
												212	H	Texas Southern	76 71				
												213	A	Marshall	79 67				
												221	H	SMU	66 52				
												269	H	UTEP	76 42				
												300	H	UTSA	85 54				
												314	A	Incarinate Word	74 63				
												316	H	New Orleans	67 56				
												318	H	FIU	76 44				
												327	H	McNeese	93 65				
LAST 12 Division I GAMES:																			
318	H	FIU	76 44	51	A	Middle Tenn.	60 47												
213	A	Marshall	79 67	173	H	North Texas	64 52												
126	A	Western Ky.	68 46	269	H	UTEP	76 42												
70	H	Old Dominion	48 42	300	H	UTSA	85 54												
151	H	Charlotte	61 51	150	A	Louisiana Tech	61 51												
120	A	UAB	55 43	190	A	Southern Miss.	58 47												

Non-Div I Games:

Rice

■ Loss,
 ■ Non-Conf, S Site,
 ■ Home
 ■ Away
 N Neutral

Average RPI Win: 239	WON-LOST	WINNING	LAST 10	STRENGTH OF	OPP. STRENGTH	TEAM	ADJ.	CONF.	ADJ CONF.
Average RPI Loss: 130	RECORD	PCT. RANK	GAMES	SCHEDULE	OF SCHEDULE	RPI	RPI	RPI	RPI
DIV. I ONLY	7- 17	279	1- 0	132	142	255	255	17	17
DIV. I NON-CONF.	3- 10	278	0- 0	108	120	269	269	16	16
TOTALS	RPI 1-25	RPI 26-50	W-L RECORDS	RPI 51-100	RPI 101-150	RPI 150+			
7- 17	0- 1	0- 1	OVERALL	0- 4	0- 5	7- 6			
6- 6	0- 0	0- 1	HOME	0- 2	0- 1	6- 2			
1- 10	0- 1	0- 0	AWAY	0- 1	0- 4	1- 4			
0- 1	0- 0	0- 0	NEUTRAL	0- 1	0- 0	0- 0			
3- 10	0- 1	0- 1	NON-CONFERENCE	0- 4	0- 1	3- 3			
3- 4	0- 0	0- 1	HOME	0- 2	0- 0	3- 1			
0- 5	0- 1	0- 0	AWAY	0- 1	0- 1	0- 2			
0- 1	0- 0	0- 0	NEUTRAL	0- 1	0- 0	0- 0			
4- 7	0- 0	0- 0	CONFERENCE	0- 0	0- 4	4- 3			
3- 2	0- 0	0- 0	HOME	0- 0	0- 1	3- 1			
1- 5	0- 0	0- 0	AWAY	0- 0	0- 3	1- 2			
0- 0	0- 0	0- 0	NEUTRAL	0- 0	0- 0	0- 0			

RPI 1-25				RPI 26-50				RPI 51-100				RPI 101+ Team's RPI: 255			
RPI	S	Opponent	Score	RPI	S	Opponent	Score	RPI	S	Opponent	Score	RPI	S	Opponent	Score
15	A	UCF	48 70	33	H	Ohio	58 109	64	A	Quinnipiac	48 65	102	A	VCU	37 58
								68	N	Virginia Tech	57 85	102	H	VCU	43 68
								80	H	Drexel	35 58	116	A	Dayton	50 71
								91	H	Georgetown	53 73	119	A	Wake Forest	48 62
												121	A	Fordham	48 60
												154	A	Davidson	55 78
												165	A	Duquesne	54 80
												168	A	William & Mary	55 65
												177	H	UMES	57 55
												204	H	Massachusetts	62 58
												229	H	Rhode Island	60 66
												230	H	Howard	67 60
												231	H	St. Bonaventure	57 49
												237	H	Saint Joseph's	46 45
												285	A	La Salle	74 60
												293	H	Fairfield	40 58
												294	A	Fla. Atlantic	55 69
												308	H	UNC Greensboro	59 48
LAST 12 Division I GAMES:															
231	H	St. Bonaventure	57 49	165	A	Duquesne	54 80								
102	A	VCU	37 58	154	A	Davidson	55 78								
116	A	Dayton	50 71	102	H	VCU	43 68								
204	H	Massachusetts	62 58	121	A	Fordham	48 60								
285	A	La Salle	74 60	229	H	Rhode Island	60 66								
237	H	Saint Joseph's	46 45	308	H	UNC Greensboro	59 48								

Non-Div I Games:

Richmond

■ Loss,
 ■ Non-Conf, S Site,
 ■ Home
 ■ Away
 N Neutral

Average RPI Win:	268	WON-LOST	WINNING	LAST 10	STRENGTH OF	OPP. STRENGTH	TEAM	ADJ.	CONF.	ADJ CONF.
Average RPI Loss:	149	RECORD	PCT. RANK	GAMES	SCHEDULE	OF SCHEDULE	RPI	RPI	RPI	RPI
DIV. I ONLY	15- 9	102	0- 1	292	250	175	175	26	26	
DIV. I NON-CONF.	4- 7	228	0- 1	246	186	255	255	27	27	
TOTALS	RPI 1-25	RPI 26-50	W-L RECORDS	RPI 51-100	RPI 101-150	RPI 150+				
15- 9	0- 0	0- 1	OVERALL	0- 3	2- 1	13- 4				
7- 4	0- 0	0- 0	HOME	0- 2	1- 0	6- 2				
8- 4	0- 0	0- 1	AWAY	0- 1	1- 0	7- 2				
0- 1	0- 0	0- 0	NEUTRAL	0- 0	0- 1	0- 0				
4- 7	0- 0	0- 1	NON-CONFERENCE	0- 2	0- 1	4- 3				
2- 3	0- 0	0- 0	HOME	0- 2	0- 0	2- 1				
2- 3	0- 0	0- 1	AWAY	0- 0	0- 0	2- 2				
0- 1	0- 0	0- 0	NEUTRAL	0- 0	0- 1	0- 0				
11- 2	0- 0	0- 0	CONFERENCE	0- 1	2- 0	9- 1				
5- 1	0- 0	0- 0	HOME	0- 0	1- 0	4- 1				
6- 1	0- 0	0- 0	AWAY	0- 1	1- 0	5- 0				
0- 0	0- 0	0- 0	NEUTRAL	0- 0	0- 0	0- 0				

RPI S	Opponent	Score	RPI S	Opponent	Score	RPI S	Opponent	Score	RPI S	Opponent	Score	Team's RPI: 175
39	A Bucknell	59 80	64	A Quinnipiac	56 72	105	N Boston College	61 112	145	A Marist	68 58	
			85	H Princeton	65 89	145	H Marist	70 64	207	A Holy Cross	61 71	
			91	H Georgetown	49 79	208	H Navy	60 66	237	A Saint Joseph's	56 54	
						239	A Monmouth	55 43	239	H Monmouth	65 50	
						256	A Binghamton	62 57	263	H Mt. St. Mary's	85 67	
						268	A Vermont	49 54	275	H Canisius	49 62	
						290	A Siena	55 52	293	H Fairfield	62 59	
						297	A Manhattan	73 63	312	H NJIT	67 46	
						323	A Iona	66 58	323	H Iona	75 64	
						329	A Saint Peter's	78 43	329	H Saint Peter's	60 38	
LAST 12 Division I GAMES:												
105	N Boston College	61 112	145	A Marist	68 58							
329	A Saint Peter's	78 43	275	H Canisius	49 62							
323	H Iona	75 64	297	A Manhattan	73 63							
145	H Marist	70 64	329	H Saint Peter's	60 38							
239	H Monmouth	65 50	323	A Iona	66 58							
64	A Quinnipiac	56 72	290	A Siena	55 52							

Non-Div I Games:

Rider

■ Loss,
■ Non-Conf,
■ S Site,
■ H Home
■ A Away
N Neutral

Average RPI Win:	304	WON-LOST	WINNING	LAST 10	STRENGTH OF	OPP. STRENGTH	TEAM	ADJ.	CONF.	ADJ CONF.
Average RPI Loss:	127	RECORD	PCT. RANK	GAMES	SCHEDULE	OF SCHEDULE	RPI	RPI	RPI	RPI
DIV. I ONLY	13- 8	108	0- 1	333	286	216	216	31	31	
DIV. I NON-CONF.	2- 8	293	0- 1	253	73	315	315	31	31	
TOTALS	RPI 1-25	RPI 26-50	W-L RECORDS	RPI 51-100	RPI 101-150	RPI 150+				
13- 8	0- 1	0- 1	OVERALL	0- 1	0- 2	13- 3				
8- 3	0- 0	0- 1	HOME	0- 1	0- 0	8- 1				
5- 4	0- 1	0- 0	AWAY	0- 0	0- 2	5- 1				
0- 1	0- 0	0- 0	NEUTRAL	0- 0	0- 0	0- 1				
2- 8	0- 1	0- 1	NON-CONFERENCE	0- 1	0- 2	2- 3				
2- 3	0- 0	0- 1	HOME	0- 1	0- 0	2- 1				
0- 4	0- 1	0- 0	AWAY	0- 0	0- 2	0- 1				
0- 1	0- 0	0- 0	NEUTRAL	0- 0	0- 0	0- 1				
11- 0	0- 0	0- 0	CONFERENCE	0- 0	0- 0	11- 0				
6- 0	0- 0	0- 0	HOME	0- 0	0- 0	6- 0				
5- 0	0- 0	0- 0	AWAY	0- 0	0- 0	5- 0				
0- 0	0- 0	0- 0	NEUTRAL	0- 0	0- 0	0- 0				

RPI 1-25				RPI 26-50				RPI 51-100				RPI 101+ Team's RPI: 216			
RPI	S	Opponent	Score	RPI	S	Opponent	Score	RPI	S	Opponent	Score	RPI	S	Opponent	Score
12	A	Iowa	63 92	37	H	James Madison	36 59	79	H	Kent St.	46 54	113	A	Loyola Marymount	53 61
												114	A	Youngstown St.	59 69
												210	A	Bowling Green	60 61
												221	N	SMU	55 60
												226	H	Sacred Heart	64 46
												229	H	Rhode Island	41 46
												263	H	Mt. St. Mary's	70 58
												264	A	St. Francis Brooklyn	75 56
												285	H	La Salle	67 39
												303	A	Central Conn. St.	64 57
												303	H	Central Conn. St.	60 40
												307	A	Bryant	60 57
												307	H	Bryant	59 56
												308	H	Wagner	69 46
												344	A	Fairleigh Dickinson	63 43
												344	H	Fairleigh Dickinson	71 49
												345	H	Delaware St.	64 63
												351	A	LIU Brooklyn	89 37
LAST 12 Division I GAMES:															
113	A	Loyola Marymount	53 61	303	A	Central Conn. St.	64 57	307	A	Bryant	60 57				
303	H	Central Conn. St.	60 40	351	A	LIU Brooklyn	89 37	264	A	St. Francis Brooklyn	75 56				
307	H	Bryant	59 56	344	A	Fairleigh Dickinson	63 43	344	H	Fairleigh Dickinson	71 49				
344	A	Fairleigh Dickinson	63 43	226	H	Sacred Heart	64 46	263	H	Mt. St. Mary's	70 58				
226	H	Sacred Heart	64 46	308	H	Wagner	69 46								
308	H	Wagner	69 46												

Non-Div I Games: Pitt.-Johnstown 73 53

Robert Morris

■ Loss,
 ■ Non-Conf,
 ■ S Site,
 ■ H Home
 ■ A Away
 N Neutral

Average RPI Win: 140		WON-LOST	WINNING	LAST 10	STRENGTH OF	OPP. STRENGTH	TEAM	ADJ.	CONF.	ADJ CONF.
Average RPI Loss: 46		RECORD	PCT. RANK	GAMES	SCHEDULE	OF SCHEDULE	RPI	RPI	RPI	RPI
DIV. I ONLY		17- 7	70	1- 0	26	59	28	28	4	4
DIV. I NON-CONF.		8- 3	72	1- 1	72	124	50	50	6	6
TOTALS		RPI 1-25	RPI 26-50		W-L RECORDS		RPI 51-100	RPI 101-150	RPI 150+	
17- 7	2- 4	1- 0		OVERALL		4- 2	3- 1	7- 0		
11- 2	1- 1	1- 0		HOME		3- 1	1- 0	5- 0		
5- 3	1- 1	0- 0		AWAY		1- 1	2- 1	1- 0		
1- 2	0- 2	0- 0		NEUTRAL		0- 0	0- 0	1- 0		
8- 3	0- 2	0- 0		NON-CONFERENCE		1- 1	1- 0	6- 0		
6- 0	0- 0	0- 0		HOME		1- 0	0- 0	5- 0		
1- 1	0- 0	0- 0		AWAY		0- 1	1- 0	0- 0		
1- 2	0- 2	0- 0		NEUTRAL		0- 0	0- 0	1- 0		
9- 4	2- 2	1- 0		CONFERENCE		3- 1	2- 1	1- 0		
5- 2	1- 1	1- 0		HOME		2- 1	1- 0	0- 0		
4- 2	1- 1	0- 0		AWAY		1- 0	1- 1	1- 0		
0- 0	0- 0	0- 0		NEUTRAL		0- 0	0- 0	0- 0		

RPI	S	Opponent	Score	RPI	S	Opponent	Score	Team's RPI: 28	RPI	S	Opponent	Score	RPI	S	Opponent	Score
12	A	Iowa	66 72	44	H	Indiana	69 64		60	H	LSU	57 43	101	A	Minnesota	46 60
13	N	Gonzaga	40 57						65	H	Purdue	65 63	104	A	Harvard	60 49
17	A	Maryland	73 65						68	A	Virginia Tech	51 67	137	A	Penn St.	69 61
17	H	Maryland	48 62						89	H	Northwestern	45 41	137	H	Penn St.	74 61
20	N	Drake	59 69						90	H	Ohio St.	39 59	159	H	Stony Brook	61 47
23	H	Michigan St.	76 62						94	A	Nebraska	62 56	188	A	Illinois	71 60
													215	H	Saint Francis (PA)	96 52
													234	H	Albany (NY)	65 39
													251	H	Brown	73 52
													254	N	ETSU	68 44
													303	H	Central Conn. St.	73 44
LAST 12 Division I GAMES:																
254	N	ETSU	68 44	137	A	Penn St.	69 61									
13	N	Gonzaga	40 57	12	A	Iowa	66 72									
90	H	Ohio St.	39 59	23	H	Michigan St.	76 62									
17	H	Maryland	48 62	65	H	Purdue	65 63									
101	A	Minnesota	46 60	94	A	Nebraska	62 56									
44	H	Indiana	69 64	188	A	Illinois	71 60									

Non-Div I Games:

Rutgers

■ Loss,
 ■ Non-Conf, S Site,
 ■ Home
 ■ Away
 N Neutral

Average RPI Win:	225	WON-LOST	WINNING	LAST 10	STRENGTH OF	OPP. STRENGTH	TEAM	ADJ.	CONF.	ADJ CONF.
Average RPI Loss:	74	RECORD	PCT. RANK	GAMES	SCHEDULE	OF SCHEDULE	RPI	RPI	RPI	RPI
DIV. I ONLY	17- 3	15	0- 1	213	259	61	61	25	25	
DIV. I NON-CONF.	6- 3	91	0- 1	55	149	49	49	23	23	
TOTALS	RPI 1-25	RPI 26-50	W-L RECORDS	RPI 51-100	RPI 101-150	RPI 150+				
17- 3	0- 1	0- 0	OVERALL	2- 1	2- 1	13- 0				
10- 0	0- 0	0- 0	HOME	2- 0	2- 0	6- 0				
6- 3	0- 1	0- 0	AWAY	0- 1	0- 1	6- 0				
1- 0	0- 0	0- 0	NEUTRAL	0- 0	0- 0	1- 0				
6- 3	0- 1	0- 0	NON-CONFERENCE	1- 1	2- 1	3- 0				
5- 0	0- 0	0- 0	HOME	1- 0	2- 0	2- 0				
0- 3	0- 1	0- 0	AWAY	0- 1	0- 1	0- 0				
1- 0	0- 0	0- 0	NEUTRAL	0- 0	0- 0	1- 0				
11- 0	0- 0	0- 0	CONFERENCE	1- 0	0- 0	10- 0				
5- 0	0- 0	0- 0	HOME	1- 0	0- 0	4- 0				
6- 0	0- 0	0- 0	AWAY	0- 0	0- 0	6- 0				
0- 0	0- 0	0- 0	NEUTRAL	0- 0	0- 0	0- 0				

RPI 1-25				RPI 26-50				RPI 51-100 Team's RPI: 61				RPI 101+			
RPI	S	Opponent	Score	RPI	S	Opponent	Score	RPI	S	Opponent	Score	RPI	S	Opponent	Score
21	A	Miami (FL)	60 81					54	A	New Mexico	33 74	146	H	Montana St.	60 53
								66	H	Lamar University	70 58	147	H	Tulsa	76 34
								76	H	Yale	67 57	148	A	Texas Tech	69 77
												157	A	Abilene Christian	71 55
												179	N	Hampton	70 68
												180	H	Nicholls St.	70 62
												182	A	Sam Houston St.	78 68
												212	H	Texas Southern	74 55
												281	A	Central Ark.	59 53
												287	A	Southeastern La.	62 51
												296	H	Morgan St.	69 42
												314	A	Incarinate Word	66 56
												316	H	New Orleans	97 38
												327	A	McNeese	97 48
												330	H	Northwestern St.	84 56
												337	H	Houston Baptist	65 53
LAST 12 Division I GAMES:															
54	A	New Mexico	33 74	281	A	Central Ark.	59 53								
76	H	Yale	67 57	157	A	Abilene Christian	71 55								
327	A	McNeese	97 48	314	A	Incarinate Word	66 56								
66	H	Lamar University	70 58	316	H	New Orleans	97 38								
337	H	Houston Baptist	65 53	330	H	Northwestern St.	84 56								
182	A	Sam Houston St.	78 68	180	H	Nicholls St.	70 62								

Non-Div I Games: Wiley 97 38 Cameron 86 59 Our Lady of the Lak93 77

SFA

Loss, Non-Conf, S Site, H Home A Away N Neutral

Average RPI Win:	281	WON-LOST	WINNING	LAST 10	STRENGTH OF	OPP. STRENGTH	TEAM	ADJ.	CONF.	ADJ CONF.
Average RPI Loss:	177	RECORD	PCT. RANK	GAMES	SCHEDULE	OF SCHEDULE	RPI	RPI	RPI	RPI
DIV. I ONLY	10- 13	212	1- 0	310	273	245	245	20	20	
DIV. I NON-CONF.	4- 6	212	0- 0	308	249	228	228	21	21	
TOTALS	RPI 1-25	RPI 26-50	W-L RECORDS	RPI 51-100	RPI 101-150	RPI 150+				
10- 13	0- 1	0- 0	OVERALL	0- 1	0- 3	10- 8				
5- 2	0- 0	0- 0	HOME	0- 0	0- 1	5- 1				
5- 10	0- 1	0- 0	AWAY	0- 0	0- 2	5- 7				
0- 1	0- 0	0- 0	NEUTRAL	0- 1	0- 0	0- 0				
4- 6	0- 1	0- 0	NON-CONFERENCE	0- 1	0- 0	4- 4				
1- 0	0- 0	0- 0	HOME	0- 0	0- 0	1- 0				
3- 5	0- 1	0- 0	AWAY	0- 0	0- 0	3- 4				
0- 1	0- 0	0- 0	NEUTRAL	0- 1	0- 0	0- 0				
6- 7	0- 0	0- 0	CONFERENCE	0- 0	0- 3	6- 4				
4- 2	0- 0	0- 0	HOME	0- 0	0- 1	4- 1				
2- 5	0- 0	0- 0	AWAY	0- 0	0- 2	2- 3				
0- 0	0- 0	0- 0	NEUTRAL	0- 0	0- 0	0- 0				

RPI 1-25				RPI 26-50				RPI 51-100				RPI 101+ Team's RPI: 245			
RPI	S	Opponent	Score	RPI	S	Opponent	Score	RPI	S	Opponent	Score	RPI	S	Opponent	Score
24	A	Missouri	36 59					75	N	Missouri St.	65 68	128	A	Tennessee Tech	55 79
												132	A	UT Martin	55 68
												135	H	Morehead St.	67 73
												170	H	Illinois St.	68 61
												184	A	Saint Louis	56 63
												188	A	Illinois	57 74
												200	A	Jacksonville St.	51 47
												219	A	Southeast Mo. St.	58 63
												219	H	Southeast Mo. St.	52 62
												225	A	Loyola Chicago	43 56
												228	A	UMKC	75 80
												261	A	Austin Peay	65 77
												261	H	Austin Peay	69 68
												277	A	Eastern Ill.	65 56
												277	H	Eastern Ill.	78 62
												279	A	Murray St.	75 81
												279	H	Murray St.	71 54
												331	H	Eastern Ky.	74 55
												332	A	Purdue Fort Wayne	57 49
												334	A	Evansville	54 45
												348	A	Chicago St.	82 66
LAST 12 Division I GAMES:															
277	H	Eastern Ill.	78 62	219	A	Southeast Mo. St.	58 63	279	H	Murray St.	71 54				
279	A	Murray St.	75 81	261	H	Austin Peay	69 68	200	A	Jacksonville St.	51 47				
261	A	Austin Peay	65 77	128	A	Tennessee Tech	55 79	277	A	Eastern Ill.	65 56				
331	H	Eastern Ky.	74 55	277	A	Eastern Ill.	78 62								
135	H	Morehead St.	67 73												
132	A	UT Martin	55 68												

Non-Div I Games: McKendree 64 63

SIUE

■ Loss,
 ■ Non-Conf,
 ■ S Site,
 ■ Home
 ■ A Away
 N Neutral

SMU				STRENGTH OF SCHEDULE	OPP. STRENGTH OF SCHEDULE	TEAM RPI	ADJ. RPI	CONF. RPI	ADJ CONF. RPI
Average RPI Win:	238	WON-LOST RECORD	WINNING PCT. RANK						
Average RPI Loss:	104		LAST 10 GAMES						
DIV. I ONLY	8- 16	261	1- 0	81	136	221	221	9	9
DIV. I NON-CONF.	6- 7	172	1- 0	184	268	226	226	9	9

TOTALS	RPI 1-25	RPI 26-50	W-L RECORDS	RPI 51-100	RPI 101-150	RPI 150+			
8- 16	0- 3	0- 2	OVERALL	0- 2	1- 6	7- 3			
6- 8	0- 1	0- 0	HOME	0- 1	1- 3	5- 3			
0- 8	0- 2	0- 2	AWAY	0- 1	0- 3	0- 0			
2- 0	0- 0	0- 0	NEUTRAL	0- 0	0- 0	2- 0			
6- 7	0- 0	0- 2	NON-CONFERENCE	0- 1	0- 2	6- 2			
4- 4	0- 0	0- 0	HOME	0- 1	0- 1	4- 2			
0- 3	0- 0	0- 2	AWAY	0- 0	0- 1	0- 0			
2- 0	0- 0	0- 0	NEUTRAL	0- 0	0- 0	2- 0			
2- 9	0- 3	0- 0	CONFERENCE	0- 1	1- 4	1- 1			
2- 4	0- 1	0- 0	HOME	0- 0	1- 2	1- 1			
0- 5	0- 2	0- 0	AWAY	0- 1	0- 2	0- 0			
0- 0	0- 0	0- 0	NEUTRAL	0- 0	0- 0	0- 0			

RPI 1-25				RPI 26-50				RPI 51-100				RPI 101+ Team's RPI: 221			
RPI	S	Opponent	Score	RPI	S	Opponent	Score	RPI	S	Opponent	Score	RPI	S	Opponent	Score
6	A	UConn	39 79	34	A	Rice	52 66	78	A	Cincinnati	57 69	103	A	Houston	68 69
15	A	UCF	43 55	35	A	TCU	63 65	96	H	UT Arlington	41 66	103	H	Houston	61 72
15	H	UCF	54 66									123	A	Northern Colo.	57 58
												131	H	Tulane	43 61
												134	H	Alabama	61 62
												147	A	Tulsa	35 49
												149	H	South Fla.	46 44
												158	H	Oklahoma	61 77
												173	H	North Texas	73 66
												196	H	East Carolina	54 64
												216	N	Robert Morris	60 55
												235	N	Northern Ariz.	55 48
												246	H	Wichita St.	78 50
												280	H	CSU Bakersfield	49 43
												287	H	Southeastern La.	62 63
												298	H	La.-Monroe	49 38
												310	H	Mississippi Val.	62 47
LAST 12 Division I GAMES:															
235	N	Northern Ariz.	55 48	6	A	UConn	39 79	15	A	UCF	43 55	246	H	Wichita St.	78 50
196	H	East Carolina	54 64	15	A	UCF	43 55	131	H	Tulane	43 61	103	H	Houston	61 72
15	H	UCF	54 66	246	H	Wichita St.	78 50	78	A	Cincinnati	57 69				
147	A	Tulsa	35 49												
103	A	Houston	68 69												
149	H	South Fla.	46 44												

Non-Div I Games:

SMU

■ Loss,
 ■ Non-Conf,
 ■ S Site,
 ■ Home
 ■ A Away
 N Neutral

SACRAMENTO STATE				THROUGH GAMES OF FEB. 15, 1915						
Average RPI Win:	248	WON-LOST	WINNING	LAST 10	STRENGTH OF	OPP. STRENGTH	TEAM	ADJ.	CONF.	ADJ CONF.
Average RPI Loss:	122	RECORD	PCT. RANK	GAMES	SCHEDULE	OF SCHEDULE	RPI	RPI	RPI	RPI
DIV. I ONLY	8- 12	231	1- 0	168	202	224	224	16	16	
DIV. I NON-CONF.	3- 4	199	1- 0	133	251	205	205	12	12	
TOTALS	RPI 1-25	RPI 26-50		W-L RECORDS		RPI 51-100	RPI 101-150	RPI 150+		
8- 12	0- 0	0- 0		OVERALL		0- 5	0- 5	8- 2		
4- 6	0- 0	0- 0		HOME		0- 2	0- 2	4- 2		
2- 5	0- 0	0- 0		AWAY		0- 3	0- 2	2- 0		
2- 1	0- 0	0- 0		NEUTRAL		0- 0	0- 1	2- 0		
3- 4	0- 0	0- 0		NON-CONFERENCE		0- 2	0- 1	3- 1		
1- 2	0- 0	0- 0		HOME		0- 1	0- 0	1- 1		
0- 1	0- 0	0- 0		AWAY		0- 1	0- 0	0- 0		
2- 1	0- 0	0- 0		NEUTRAL		0- 0	0- 1	2- 0		
5- 8	0- 0	0- 0		CONFERENCE		0- 3	0- 4	5- 1		
3- 4	0- 0	0- 0		HOME		0- 1	0- 2	3- 1		
2- 4	0- 0	0- 0		AWAY		0- 2	0- 2	2- 0		
0- 0	0- 0	0- 0		NEUTRAL		0- 0	0- 0	0- 0		

RPI 1-25				RPI 26-50				RPI 51-100				RPI 101+				Team's RPI: 224	
RPI	S	Opponent	Score	RPI	S	Opponent	Score	RPI	S	Opponent	Score	RPI	S	Opponent	Score		
								54	A	New Mexico	53	85	117	N	Pepperdine	97	113
								82	H	UC Davis	60	109	123	A	Northern Colo.	69	82
								84	A	Idaho	66	104	123	H	Northern Colo.	61	71
								93	A	Idaho St.	43	73	133	A	Portland St.	58	74
								93	H	Idaho St.	42	56	146	H	Montana St.	53	69
													169	H	Montana	86	88
													179	N	Hampton	65	61
													181	A	Eastern Wash.	73	70
													188	N	Illinois	109	107
													235	H	Northern Ariz.	65	61
													243	H	San Francisco	75	86
													282	A	Southern Utah	75	69
													282	H	Southern Utah	77	76
													313	H	Cal Poly	88	85
													322	H	Weber St.	77	62
LAST 12 Division I GAMES:																	
				179	N	Hampton	65	61	181	A	Eastern Wash.	73	70				
				282	A	Southern Utah	75	69	84	A	Idaho	66	104				
				123	H	Northern Colo.	61	71	282	H	Southern Utah	77	76				
				133	A	Portland St.	58	74	235	H	Northern Ariz.	65	61				
				322	H	Weber St.	77	62	93	A	Idaho St.	43	73				
				93	H	Idaho St.	42	56	146	H	Montana St.	53	69				

Non-Div I Games:	Antelope Valley	86	80
------------------	-----------------	----	----

Sacramento St.

Loss, Non-Conf, S Site, H Home A Away N Neutral

Sacred Heart

Through Games Of Feb. 15, 2019

Average RPI Win:	300	WON-LOST	WINNING	LAST 10	STRENGTH OF	OPP. STRENGTH	TEAM	ADJ.	CONF.	ADJ CONF.
Average RPI Loss:	182	RECORD	PCT. RANK	GAMES	SCHEDULE	OF SCHEDULE	RPI	RPI	RPI	RPI
DIV. I ONLY	12- 10	144	1- 0	302	338	226	226	31	31	
DIV. I NON-CONF.	4- 7	228	0- 0	229	269	227	227	31	31	
TOTALS	RPI 1-25	RPI 26-50	W-L RECORDS	RPI 51-100	RPI 101-150	RPI 150+				
12- 10	0- 1	0- 0	OVERALL	0- 0	0- 1	12- 8				
7- 4	0- 0	0- 0	HOME	0- 0	0- 0	7- 4				
5- 6	0- 1	0- 0	AWAY	0- 0	0- 1	5- 4				
0- 0	0- 0	0- 0	NEUTRAL	0- 0	0- 0	0- 0				
4- 7	0- 1	0- 0	NON-CONFERENCE	0- 0	0- 1	4- 5				
1- 3	0- 0	0- 0	HOME	0- 0	0- 0	1- 3				
3- 4	0- 1	0- 0	AWAY	0- 0	0- 1	3- 2				
0- 0	0- 0	0- 0	NEUTRAL	0- 0	0- 0	0- 0				
8- 3	0- 0	0- 0	CONFERENCE	0- 0	0- 0	8- 3				
6- 1	0- 0	0- 0	HOME	0- 0	0- 0	6- 1				
2- 2	0- 0	0- 0	AWAY	0- 0	0- 0	2- 2				
0- 0	0- 0	0- 0	NEUTRAL	0- 0	0- 0	0- 0				

RPI 1-25				RPI 26-50				RPI 51-100				RPI 101+ Team's RPI: 226			
RPI	S	Opponent	Score	RPI	S	Opponent	Score	RPI	S	Opponent	Score	RPI	S	Opponent	Score
22	A	Kentucky	43 71									108	A	Providence	52 62
												153	A	Lehigh	66 70
												159	H	Stony Brook	58 73
												204	A	Massachusetts	61 78
												215	A	Saint Francis (PA)	68 85
												216	A	Robert Morris	46 64
												237	H	Saint Joseph's	44 61
												239	H	Monmouth	50 55
												248	A	Hofstra	70 64
												263	H	Mt. St. Mary's	76 41
												264	A	St. Francis Brooklyn	68 66
												264	H	St. Francis Brooklyn	53 56
												290	H	Siena	72 50
												297	A	Manhattan	74 46
												303	H	Central Conn. St.	66 61
												307	H	Bryant	49 48
												308	A	Wagner	80 68
												308	H	Wagner	72 64
												321	A	New Hampshire	71 60
												344	H	Fairleigh Dickinson	68 62
												351	H	LIU Brooklyn	75 53
LAST 12 Division I GAMES:															
344	H	Fairleigh Dickinson	68 62	264	A	St. Francis Brooklyn	68 66								
263	H	Mt. St. Mary's	76 41	307	H	Bryant	49 48								
264	H	St. Francis Brooklyn	53 56	308	A	Wagner	80 68								
216	A	Robert Morris	46 64	351	H	LIU Brooklyn	75 53								
215	A	Saint Francis (PA)	68 85	303	H	Central Conn. St.	66 61								
308	H	Wagner	72 64	22	A	Kentucky	43 71								

Non-Div I Games:

Sacred Heart

■ Loss,
 ■ Non-Conf,
 ■ S Site,
 ■ Home
 ■ A Away
 N Neutral

Saint Francis (PA)

Through Games Of Feb. 15, 2019

Average RPI Win:	284	WON-LOST	WINNING	LAST 10	STRENGTH OF	OPP. STRENGTH	TEAM	ADJ.	CONF.	ADJ CONF.
Average RPI Loss:	154	RECORD	PCT. RANK	GAMES	SCHEDULE	OF SCHEDULE	RPI	RPI	RPI	RPI
DIV. I ONLY	10- 12	199	0- 1	225	284	215	215	31	31	
DIV. I NON-CONF.	2- 9	297	0- 1	38	106	206	206	31	31	
TOTALS	RPI 1-25	RPI 26-50	W-L RECORDS	RPI 51-100	RPI 101-150	RPI 150+				
10- 12	0- 1	0- 1	OVERALL	0- 2	1- 2	9- 6				
7- 2	0- 0	0- 0	HOME	0- 1	1- 0	6- 1				
3- 8	0- 1	0- 1	AWAY	0- 0	0- 2	3- 4				
0- 2	0- 0	0- 0	NEUTRAL	0- 1	0- 0	0- 1				
2- 9	0- 1	0- 1	NON-CONFERENCE	0- 2	1- 2	1- 3				
1- 2	0- 0	0- 0	HOME	0- 1	1- 0	0- 1				
1- 5	0- 1	0- 1	AWAY	0- 0	0- 2	1- 1				
0- 2	0- 0	0- 0	NEUTRAL	0- 1	0- 0	0- 1				
8- 3	0- 0	0- 0	CONFERENCE	0- 0	0- 0	8- 3				
6- 0	0- 0	0- 0	HOME	0- 0	0- 0	6- 0				
2- 3	0- 0	0- 0	AWAY	0- 0	0- 0	2- 3				
0- 0	0- 0	0- 0	NEUTRAL	0- 0	0- 0	0- 0				

RPI 1-25				RPI 26-50				RPI 51-100				RPI 101+ Team's RPI: 215			
RPI	S	Opponent	Score	RPI	S	Opponent	Score	RPI	S	Opponent	Score	RPI	S	Opponent	Score
2	A	Baylor	58 116	28	A	Rutgers	52 96	55	N	Boise St.	64 78	114	A	Youngstown St.	56 80
								71	H	FGCU	69 83	122	A	Pittsburgh	75 78
												135	H	Morehead St.	89 83
												165	H	Duquesne	73 93
												169	N	Montana	77 79
												226	H	Sacred Heart	85 68
												242	A	Liberty	53 82
												263	A	Mt. St. Mary's	83 72
												263	H	Mt. St. Mary's	68 66
												264	A	St. Francis Brooklyn	65 78
												303	A	Central Conn. St.	62 73
												303	H	Central Conn. St.	83 68
												307	A	Bryant	63 66
												307	H	Bryant	78 66
												308	H	Wagner	107 70
												340	A	Longwood	91 88
												344	H	Fairleigh Dickinson	75 64
												351	A	LIU Brooklyn	80 66
LAST 12 Division I GAMES:															
169	N	Montana	77 79	307	A	Bryant	63 66								
307	H	Bryant	78 66	303	A	Central Conn. St.	62 73								
303	H	Central Conn. St.	83 68	264	A	St. Francis Brooklyn	65 78								
263	A	Mt. St. Mary's	83 72	351	A	LIU Brooklyn	80 66								
308	H	Wagner	107 70	263	H	Mt. St. Mary's	68 66								
226	H	Sacred Heart	85 68	344	H	Fairleigh Dickinson	75 64								

Non-Div I Games: Seton Hill 86 74

Saint Francis (PA)

■ Loss,
 ■ Non-Conf,
 ■ S Site,
 ■ Home
 ■ A Away
 N Neutral

Saint Joseph's

Through Games Of Feb. 15, 2019

Average RPI Win:	233	WON-LOST	WINNING	LAST 10	STRENGTH OF	OPP. STRENGTH	TEAM	ADJ.	CONF.	ADJ CONF.
Average RPI Loss:	131	RECORD	PCT. RANK	GAMES	SCHEDULE	OF SCHEDULE	RPI	RPI	RPI	RPI
DIV. I ONLY	9- 15	244	1- 0	172	153	237	237	17	17	
DIV. I NON-CONF.	4- 9	252	1- 0	141	169	254	254	16	16	
TOTALS	RPI 1-25	RPI 26-50	W-L RECORDS	RPI 51-100	RPI 101-150	RPI 150+				
9- 15	0- 0	0- 1	OVERALL	0- 3	0- 5	9- 6				
7- 7	0- 0	0- 1	HOME	0- 1	0- 2	7- 3				
2- 8	0- 0	0- 0	AWAY	0- 2	0- 3	2- 3				
0- 0	0- 0	0- 0	NEUTRAL	0- 0	0- 0	0- 0				
4- 9	0- 0	0- 1	NON-CONFERENCE	0- 3	0- 2	4- 3				
3- 5	0- 0	0- 1	HOME	0- 1	0- 1	3- 2				
1- 4	0- 0	0- 0	AWAY	0- 2	0- 1	1- 1				
0- 0	0- 0	0- 0	NEUTRAL	0- 0	0- 0	0- 0				
5- 6	0- 0	0- 0	CONFERENCE	0- 0	0- 3	5- 3				
4- 2	0- 0	0- 0	HOME	0- 0	0- 1	4- 1				
1- 4	0- 0	0- 0	AWAY	0- 0	0- 2	1- 2				
0- 0	0- 0	0- 0	NEUTRAL	0- 0	0- 0	0- 0				

RPI S	Opponent	Score	RPI S	Opponent	Score	RPI S	Opponent	Score	RPI S	Opponent	Score	Team's RPI: 237
41	H Villanova	35 47	57	H Auburn	70 81	102	A VCU	40 59				
			62	A Penn	45 65	102	H VCU	47 65				
			80	A Drexel	34 51	110	H Towson	52 73				
						116	A Dayton	65 72				
						144	A Delaware	39 48				
						154	H Davidson	66 54				
						165	A Duquesne	73 81				
						166	H Temple	52 58				
						175	H Rider	54 56				
						184	H Saint Louis	49 62				
						204	H Massachusetts	55 54				
						205	A George Washington	41 38				
						208	A Navy	48 49				
						226	A Sacred Heart	61 44				
						231	H St. Bonaventure	66 41				
						233	H Niagara	68 54				
						255	A Richmond	45 46				
						257	H Columbia	68 61				
						285	H La Salle	60 57				
						302	H Loyola Maryland	49 46				
LAST 12 Division I GAMES:												
302	H Loyola Maryland	49 46	255	A Richmond	45 46							
204	H Massachusetts	55 54	285	H La Salle	60 57							
205	A George Washington	41 38	165	A Duquesne	73 81							
154	H Davidson	66 54	231	H St. Bonaventure	66 41							
102	H VCU	47 65	184	H Saint Louis	49 62							
116	A Dayton	65 72	102	A VCU	40 59							

Non-Div I Games:

Saint Joseph's

■ Loss,
 ■ Non-Conf,
 ■ S Site,
 ■ H Home
 ■ A Away
 N Neutral

Saint Louis

Through Games Of Feb. 15, 2019

Average RPI Win:	215	WON-LOST	WINNING	LAST 10	STRENGTH OF	OPP. STRENGTH	TEAM	ADJ.	CONF.	ADJ CONF.
Average RPI Loss:	124	RECORD	PCT. RANK	GAMES	SCHEDULE	OF SCHEDULE	RPI	RPI	RPI	RPI
DIV. I ONLY	12- 13	176	1- 0	195	113	184	184	17	17	
DIV. I NON-CONF.	5- 8	224	1- 0	186	46	210	210	16	16	
TOTALS	RPI 1-25	RPI 26-50	W-L RECORDS	RPI 51-100	RPI 101-150	RPI 150+				
12- 13	0- 2	0- 0	OVERALL	1- 2	1- 5	10- 4				
6- 6	0- 2	0- 0	HOME	0- 1	1- 1	5- 2				
6- 5	0- 0	0- 0	AWAY	1- 0	0- 3	5- 2				
0- 2	0- 0	0- 0	NEUTRAL	0- 1	0- 1	0- 0				
5- 8	0- 2	0- 0	NON-CONFERENCE	1- 2	0- 2	4- 2				
2- 4	0- 2	0- 0	HOME	0- 1	0- 0	2- 1				
3- 2	0- 0	0- 0	AWAY	1- 0	0- 1	2- 1				
0- 2	0- 0	0- 0	NEUTRAL	0- 1	0- 1	0- 0				
7- 5	0- 0	0- 0	CONFERENCE	0- 0	1- 3	6- 2				
4- 2	0- 0	0- 0	HOME	0- 0	1- 1	3- 1				
3- 3	0- 0	0- 0	AWAY	0- 0	0- 2	3- 1				
0- 0	0- 0	0- 0	NEUTRAL	0- 0	0- 0	0- 0				

RPI	S	Opponent	Score	RPI	S	Opponent	Score	RPI	S	Opponent	Score	RPI	S	Opponent	Score	Team's RPI: 184
6	H	UConn	42 98					76	N	Yale	52 58	102	A	VCU	47 57	
24	H	Missouri	62 74					78	H	Cincinnati	50 51	116	H	Dayton	68 65	
								100	A	Virginia	67 65	121	A	Fordham	51 54	
												121	H	Fordham	53 56	
												143	N	Chattanooga	61 71	
												147	A	Tulsa	75 86	
												152	H	Southern Ill.	62 58	
												165	A	Duquesne	67 63	
												170	A	Illinois St.	67 72	
												187	H	Indiana St.	56 60	
												204	A	Massachusetts	66 70	
												205	H	George Washington	60 44	
												214	H	George Mason	60 53	
												229	H	Rhode Island	56 68	
												231	A	St. Bonaventure	62 45	
												237	A	Saint Joseph's	62 49	
												245	H	SIUE	63 56	
												285	H	La Salle	69 58	
												294	A	Fla. Atlantic	93 61	
												331	A	Eastern Ky.	70 43	
LAST 12 Division I GAMES:																
294	A	Fla. Atlantic	93 61	102	A	VCU	47 57									
165	A	Duquesne	67 63	116	H	Dayton	68 65									
285	H	La Salle	69 58	231	A	St. Bonaventure	62 45									
121	A	Fordham	51 54	229	H	Rhode Island	56 68									
205	H	George Washington	60 44	121	H	Fordham	53 56									
214	H	George Mason	60 53	237	A	Saint Joseph's	62 49									

Non-Div I Games:

Saint Louis

■ Loss,
 ■ Non-Conf,
 ■ S Site,
 ■ Home
 ■ A Away
 N Neutral

Saint Mary's (CA)

Through Games Of Feb. 15, 2019

Average RPI Win:	173	WON-LOST	WINNING	LAST 10	STRENGTH OF	OPP. STRENGTH	TEAM	ADJ.	CONF.	ADJ CONF.
Average RPI Loss:	38	RECORD	PCT. RANK	GAMES	SCHEDULE	OF SCHEDULE	RPI	RPI	RPI	RPI
DIV. I ONLY	17- 8	80	1- 0	61	72	48	48	8	8	
DIV. I NON-CONF.	7- 4	108	1- 0	66	34	56	56	7	7	
TOTALS	RPI 1-25	RPI 26-50	W-L RECORDS	RPI 51-100	RPI 101-150	RPI 150+				
17- 8	0- 3	2- 3	OVERALL	1- 2	3- 0	11- 0				
7- 4	0- 2	1- 2	HOME	0- 0	2- 0	4- 0				
8- 4	0- 1	1- 1	AWAY	0- 2	1- 0	6- 0				
2- 0	0- 0	0- 0	NEUTRAL	1- 0	0- 0	1- 0				
7- 4	0- 1	1- 2	NON-CONFERENCE	1- 1	1- 0	4- 0				
2- 2	0- 1	1- 1	HOME	0- 0	0- 0	1- 0				
3- 2	0- 0	0- 1	AWAY	0- 1	1- 0	2- 0				
2- 0	0- 0	0- 0	NEUTRAL	1- 0	0- 0	1- 0				
10- 4	0- 2	1- 1	CONFERENCE	0- 1	2- 0	7- 0				
5- 2	0- 1	0- 1	HOME	0- 0	2- 0	3- 0				
5- 2	0- 1	1- 0	AWAY	0- 1	0- 0	4- 0				
0- 0	0- 0	0- 0	NEUTRAL	0- 0	0- 0	0- 0				

RPI 1-25				RPI 26-50				Team's RPI: 48	RPI 51-100				RPI 101+			
RPI	S	Opponent	Score	RPI	S	Opponent	Score		RPI	S	Opponent	Score	RPI	S	Opponent	Score
4	H	Oregon	55 79	27	A	Oregon St.	56 89		70	N	Old Dominion	83 65	113	H	Loyola Marymount	86 62
13	A	Gonzaga	62 74	36	A	BYU	78 75		82	A	UC Davis	74 76	117	H	Pepperdine	79 68
13	H	Gonzaga	52 66	36	H	BYU	73 74		88	A	Pacific	67 76	127	A	Washington St.	70 64
				40	H	California	78 81						167	A	Portland	98 91
				47	H	Wyoming	90 84						167	H	Portland	113 85
LAST 12 Division I GAMES:																
				70	N	Old Dominion	83 65		113	H	Loyola Marymount	86 62				
				189	H	Santa Clara	81 68		117	H	Pepperdine	79 68				
				249	A	San Diego	80 49		189	A	Santa Clara	83 59				
				36	A	BYU	78 75		243	A	San Francisco	80 65				
				13	H	Gonzaga	52 66		36	H	BYU	73 74				
				167	H	Portland	113 85		249	H	San Diego	74 60				

Non-Div I Games:

Saint Mary's (CA)

■ Loss,
 ■ Non-Conf,
 ■ S Site,
 ■ H Home
 ■ A Away
 N Neutral

Saint Peter's

Through Games Of Feb. 15, 2019

Average RPI Win:	321	WON-LOST	WINNING	LAST 10	STRENGTH OF	OPP. STRENGTH	TEAM	ADJ.	CONF.	ADJ CONF.
Average RPI Loss:	212	RECORD	PCT. RANK	GAMES	SCHEDULE	OF SCHEDULE	RPI	RPI	RPI	RPI
DIV. I ONLY	6- 17	295	0- 1	314	336	329	329	26	26	
DIV. I NON-CONF.	5- 6	177	0- 0	329	345	296	296	27	27	
TOTALS	RPI 1-25	RPI 26-50	W-L RECORDS	RPI 51-100	RPI 101-150	RPI 150+				
6- 17	0- 0	0- 0	OVERALL	0- 2	0- 3	6- 12				
4- 7	0- 0	0- 0	HOME	0- 0	0- 1	4- 6				
2- 10	0- 0	0- 0	AWAY	0- 2	0- 2	2- 6				
0- 0	0- 0	0- 0	NEUTRAL	0- 0	0- 0	0- 0				
5- 6	0- 0	0- 0	NON-CONFERENCE	0- 1	0- 2	5- 3				
4- 1	0- 0	0- 0	HOME	0- 0	0- 0	4- 1				
1- 5	0- 0	0- 0	AWAY	0- 1	0- 2	1- 2				
0- 0	0- 0	0- 0	NEUTRAL	0- 0	0- 0	0- 0				
1- 11	0- 0	0- 0	CONFERENCE	0- 1	0- 1	1- 9				
0- 6	0- 0	0- 0	HOME	0- 0	0- 1	0- 5				
1- 5	0- 0	0- 0	AWAY	0- 1	0- 0	1- 4				
0- 0	0- 0	0- 0	NEUTRAL	0- 0	0- 0	0- 0				

RPI 1-25				RPI 26-50				RPI 51-100				RPI 101+				Team's RPI: 329			
RPI	S	Opponent	Score	RPI	S	Opponent	Score	RPI	S	Opponent	Score	RPI	S	Opponent	Score				
								64	A	Quinnipiac	45	90	105	A	Boston College	57	89		
								76	A	Yale	56	72	125	A	Seton Hall	47	90		
												145	H	Marist	42	62			
												175	A	Rider	38	60			
												175	H	Rider	43	78			
												233	A	Niagara	57	81			
												233	H	Niagara	66	75			
												250	H	Cal St. Fullerton	45	69			
												264	A	St. Francis Brooklyn	70	74			
												275	A	Canisius	59	78			
												275	H	Canisius	62	75			
												290	A	Siena	46	50			
												290	H	Siena	57	84			
												293	A	Fairfield	68	65			
												297	H	Manhattan	44	62			
												308	H	Wagner	69	57			
												312	H	NJIT	70	57			
												320	A	Lafayette	62	60			
												326	A	UMass Lowell	57	59			
												344	H	Fairleigh Dickinson	75	58			
												351	H	LIU Brooklyn	86	59			
LAST 12 Division I GAMES:																			
175	H	Rider	43	78	175	A	Rider	38	60	293	A	Fairfield	68	65	275	H	Canisius	62	75
297	H	Manhattan	44	62	233	H	Niagara	66	75	64	A	Quinnipiac	45	90	290	H	Siena	57	84
275	A	Canisius	59	78	200	A	Quinnipiac	45	90	290	H	Siena	57	84	290	A	Siena	46	50
233	A	Niagara	57	81	290	A	Siena	46	50	290	H	Siena	57	84	290	A	Siena	46	50
290	A	Siena	46	50	290	H	Siena	57	84	290	A	Siena	46	50	290	A	Siena	46	50
145	H	Marist	42	62	290	H	Siena	57	84	290	A	Siena	46	50	290	A	Siena	46	50

Non-Div I Games:

Saint Peter's

■ Loss,
 ■ Non-Conf,
 ■ S Site,
 ■ H Home
 ■ A Away
 N Neutral

Average RPI Win:	274	WON-LOST	WINNING	LAST 10	STRENGTH OF	OPP. STRENGTH	TEAM	ADJ.	CONF.	ADJ CONF.
Average RPI Loss:	129	RECORD	PCT. RANK	GAMES	SCHEDULE	OF SCHEDULE	RPI	RPI	RPI	RPI
DIV. I ONLY	10- 9	155	1- 0	228	253	182	182	25	25	
DIV. I NON-CONF.	2- 5	264	0- 0	113	109	180	180	23	23	
TOTALS	RPI 1-25	RPI 26-50	W-L RECORDS	RPI 51-100	RPI 101-150	RPI 150+				
10- 9	0- 0	0- 1	OVERALL	0- 4	0- 0	10- 4				
4- 4	0- 0	0- 0	HOME	0- 2	0- 0	4- 2				
6- 4	0- 0	0- 1	AWAY	0- 1	0- 0	6- 2				
0- 1	0- 0	0- 0	NEUTRAL	0- 1	0- 0	0- 0				
2- 5	0- 0	0- 1	NON-CONFERENCE	0- 2	0- 0	2- 2				
0- 1	0- 0	0- 0	HOME	0- 0	0- 0	0- 1				
2- 3	0- 0	0- 1	AWAY	0- 1	0- 0	2- 1				
0- 1	0- 0	0- 0	NEUTRAL	0- 1	0- 0	0- 0				
8- 4	0- 0	0- 0	CONFERENCE	0- 2	0- 0	8- 2				
4- 3	0- 0	0- 0	HOME	0- 2	0- 0	4- 1				
4- 1	0- 0	0- 0	AWAY	0- 0	0- 0	4- 1				
0- 0	0- 0	0- 0	NEUTRAL	0- 0	0- 0	0- 0				

RPI 1-25				RPI 26-50				RPI 51-100				RPI 101+				Team's RPI: 182	
RPI	S	Opponent	Score	RPI	S	Opponent	Score	RPI	S	Opponent	Score	RPI	S	Opponent	Score		
				35	A	TCU	59 72	60	A	LSU	52 66	157	A	Abilene Christian	72 63		
								61	H	SFA	68 78	157	H	Abilene Christian	79 91		
								66	H	Lamar University	72 83	171	H	Oral Roberts	62 73		
								97	N	Troy	79 84	190	A	Southern Miss.	65 61		
												246	A	Wichita St.	55 63		
												253	A	Louisiana	68 62		
												265	A	A&M-Corpus Christi	61 76		
												265	H	A&M-Corpus Christi	61 59		
												281	H	Central Ark.	66 62		
												287	H	Southeastern La.	94 63		
												314	A	Incarinate Word	76 56		
												327	A	McNeese	93 80		
												330	H	Northwestern St.	66 55		
												337	A	Houston Baptist	74 63		
LAST 12 Division I GAMES:																	
				265	H	A&M-Corpus Christi	61 59	330	H	Northwestern St.	66 55						
				157	A	Abilene Christian	72 63	337	A	Houston Baptist	74 63						
				327	A	McNeese	93 80	265	A	A&M-Corpus Christi	61 76						
				61	H	SFA	68 78	314	A	Incarinate Word	76 56						
				287	H	Southeastern La.	94 63	281	H	Central Ark.	66 62						
				66	H	Lamar University	72 83	157	H	Abilene Christian	79 91						

Non-Div I Games: UNKNOWN 94 46 Wiley 101 63 Jarvis Christian 100 55

Sam Houston St.

Average RPI Win: 282		WON-LOST	WINNING	LAST 10	STRENGTH OF	OPP. STRENGTH	TEAM	ADJ.	CONF.	ADJ CONF.
Average RPI Loss: 169		RECORD	PCT. RANK	GAMES	SCHEDULE	OF SCHEDULE	RPI	RPI	RPI	RPI
DIV. I ONLY		6- 16	288	1- 0	244	244	273	273	27	27
DIV. I NON-CONF.		3- 10	278	0- 0	155	204	222	222	24	24
TOTALS		RPI 1-25	RPI 26-50	W-L RECORDS	RPI 51-100	RPI 101-150	RPI 150+			
6- 16	0- 0		0- 0	OVERALL	0- 2	0- 5	6- 9			
3- 3	0- 0		0- 0	HOME	0- 0	0- 2	3- 1			
3- 13	0- 0		0- 0	AWAY	0- 2	0- 3	3- 8			
0- 0	0- 0		0- 0	NEUTRAL	0- 0	0- 0	0- 0			
3- 10	0- 0		0- 0	NON-CONFERENCE	0- 2	0- 4	3- 4			
1- 1	0- 0		0- 0	HOME	0- 0	0- 1	1- 0			
2- 9	0- 0		0- 0	AWAY	0- 2	0- 3	2- 4			
0- 0	0- 0		0- 0	NEUTRAL	0- 0	0- 0	0- 0			
3- 6	0- 0		0- 0	CONFERENCE	0- 0	0- 1	3- 5			
2- 2	0- 0		0- 0	HOME	0- 0	0- 1	2- 1			
1- 4	0- 0		0- 0	AWAY	0- 0	0- 0	1- 4			
0- 0	0- 0		0- 0	NEUTRAL	0- 0	0- 0	0- 0			

RPI 1-25				RPI 26-50				RPI 51-100				RPI 101+				Team's RPI: 273	
RPI	S	Opponent	Score	RPI	S	Opponent	Score	RPI	S	Opponent	Score	RPI	S	Opponent	Score		
								57	A	Auburn	46 73	112	A	Oklahoma St.	62 82		
								97	A	Troy	52 72	120	H	UAB	41 66		
												132	A	UT Martin	68 89		
												141	A	Colorado	39 81		
												143	H	Chattanooga	63 73		
												160	A	Mercer	68 76		
												160	H	Mercer	52 68		
												172	A	Denver	87 83		
												179	A	Hampton	57 64		
												186	A	Vanderbilt	52 77		
												190	A	Southern Miss.	40 76		
												209	A	Furman	36 57		
												232	A	Memphis	48 53		
												252	A	Alabama St.	60 51		
												254	H	ETSU	79 58		
												282	A	Wofford	62 71		
												308	A	UNC Greensboro	54 55		
												333	H	Presbyterian	75 54		
												339	A	Western Caro.	75 42		
												339	H	Western Caro.	58 43		
LAST 12 Division I GAMES:																	
				339	H	Western Caro.	58 43					339	A	Western Caro.	75 42		
				160	H	Mercer	52 68					308	A	UNC Greensboro	54 55		
				282	A	Wofford	62 71					160	A	Mercer	68 76		
				209	A	Furman	36 57					186	A	Vanderbilt	52 77		
				143	H	Chattanooga	63 73					141	A	Colorado	39 81		
				254	H	ETSU	79 58					172	A	Denver	87 83		

Non-Div I Games:	Rhodes	71	54	Montevallo	73	47
------------------	--------	----	----	------------	----	----

Samford

Loss, Non-Conf, S Site, H Home A Away N Neutral

Average RPI Win:	243	WON-LOST	WINNING	LAST 10	STRENGTH OF	OPP. STRENGTH	TEAM	ADJ.	CONF.	ADJ CONF.
Average RPI Loss:	113	RECORD	PCT. RANK	GAMES	SCHEDULE	OF SCHEDULE	RPI	RPI	RPI	RPI
DIV. I ONLY	7- 17	279	0- 1	138	104	249	249	8	8	
DIV. I NON-CONF.	6- 4	125	0- 0	323	205	223	223	7	7	
TOTALS	RPI 1-25	RPI 26-50	W-L RECORDS	RPI 51-100	RPI 101-150	RPI 150+				
7- 17	0- 2	0- 4	OVERALL	0- 2	0- 5	7- 4				
5- 8	0- 1	0- 3	HOME	0- 1	0- 2	5- 1				
2- 9	0- 1	0- 1	AWAY	0- 1	0- 3	2- 3				
0- 0	0- 0	0- 0	NEUTRAL	0- 0	0- 0	0- 0				
6- 4	0- 0	0- 1	NON-CONFERENCE	0- 0	0- 1	6- 2				
5- 1	0- 0	0- 1	HOME	0- 0	0- 0	5- 0				
1- 3	0- 0	0- 0	AWAY	0- 0	0- 1	1- 2				
0- 0	0- 0	0- 0	NEUTRAL	0- 0	0- 0	0- 0				
1- 13	0- 2	0- 3	CONFERENCE	0- 2	0- 4	1- 2				
0- 7	0- 1	0- 2	HOME	0- 1	0- 2	0- 1				
1- 6	0- 1	0- 1	AWAY	0- 1	0- 2	1- 1				
0- 0	0- 0	0- 0	NEUTRAL	0- 0	0- 0	0- 0				

RPI 1-25				RPI 26-50				RPI 51-100				RPI 101+ Team's RPI: 249			
RPI	S	Opponent	Score	RPI	S	Opponent	Score	RPI	S	Opponent	Score	RPI	S	Opponent	Score
13	A	Gonzaga	44 71	36	H	BYU	56 65	88	A	Pacific	47 79	101	A	Minnesota	48 53
13	H	Gonzaga	61 86	40	H	California	53 70	88	H	Pacific	53 70	113	A	Loyola Marymount	57 83
				48	A	Saint Mary's (CA)	60 74					113	H	Loyola Marymount	52 69
				48	H	Saint Mary's (CA)	49 80					117	A	Pepperdine	65 88
												117	H	Pepperdine	55 74
												167	H	Portland	60 69
												189	A	Santa Clara	57 49
												202	H	San Diego St.	72 71
												203	H	Dartmouth	78 76
												243	A	San Francisco	57 68
												244	H	Hawaii	58 50
												266	A	Long Beach St.	60 56
												278	H	Cleveland St.	83 82
												282	A	Southern Utah	59 69
												300	A	UTSA	77 87
												317	H	San Jose St.	83 79
LAST 12 Division I GAMES:															
13	A	Gonzaga	44 71	13	H	Gonzaga	61 86								
48	H	Saint Mary's (CA)	49 80	167	H	Portland	60 69								
88	H	Pacific	53 70	88	A	Pacific	47 79								
113	A	Loyola Marymount	57 83	48	A	Saint Mary's (CA)	60 74								
117	A	Pepperdine	65 88	117	H	Pepperdine	55 74								
36	H	BYU	56 65	113	H	Loyola Marymount	52 69								

Non-Div I Games: Cal St. San B'dino 76 58

San Diego

Average RPI Win:	234	WON-LOST	WINNING	LAST 10	STRENGTH OF	OPP. STRENGTH	TEAM	ADJ.	CONF.	ADJ CONF.
Average RPI Loss:	145	RECORD	PCT. RANK	GAMES	SCHEDULE	OF SCHEDULE	RPI	RPI	RPI	RPI
DIV. I ONLY	10- 12	199	1- 0	182	192	202	202	15	15	
DIV. I NON-CONF.	5- 6	177	0- 0	255	265	232	232	13	13	
TOTALS	RPI 1-25	RPI 26-50	W-L RECORDS	RPI 51-100	RPI 101-150	RPI 150+				
10- 12	0- 0	0- 2	OVERALL	1- 3	0- 1	9- 6				
7- 5	0- 0	0- 1	HOME	1- 2	0- 1	6- 1				
3- 7	0- 0	0- 1	AWAY	0- 1	0- 0	3- 5				
0- 0	0- 0	0- 0	NEUTRAL	0- 0	0- 0	0- 0				
5- 6	0- 0	0- 1	NON-CONFERENCE	0- 1	0- 0	5- 4				
3- 3	0- 0	0- 1	HOME	0- 1	0- 0	3- 1				
2- 3	0- 0	0- 0	AWAY	0- 0	0- 0	2- 3				
0- 0	0- 0	0- 0	NEUTRAL	0- 0	0- 0	0- 0				
5- 6	0- 0	0- 1	CONFERENCE	1- 2	0- 1	4- 2				
4- 2	0- 0	0- 0	HOME	1- 1	0- 1	3- 0				
1- 4	0- 0	0- 1	AWAY	0- 1	0- 0	1- 2				
0- 0	0- 0	0- 0	NEUTRAL	0- 0	0- 0	0- 0				

RPI S	Opponent	Score	RPI S	Opponent	Score	RPI S	Opponent	Score	RPI S	Opponent	Score	Team's RPI: 202
35	H TCU	64 81	54	A New Mexico	62 70	109	H Fresno St.	81 87				
47	A Wyoming	45 87	54	H New Mexico	61 59	161	A UC Irvine	78 70				
			55	H Boise St.	66 69	164	A CSUN	74 77				
			73	H Arizona	60 69	189	A Santa Clara	43 60				
						199	A UNLV	57 71				
						211	A Utah St.	56 54				
						244	H Hawaii	58 57				
						249	A San Diego	71 72				
						250	A Cal St. Fullerton	83 72				
						259	H Colorado St.	54 45				
						262	H California Baptist	83 67				
						267	A Air Force	66 75				
						267	H Air Force	70 61				
						295	H UC Santa Barbara	58 63				
						314	H Incarnate Word	81 38				
						317	H San Jose St.	69 68				
LAST 12 Division I GAMES:												
259	H Colorado St.	54 45	109	H Fresno St.	81 87							
211	A Utah St.	56 54	54	A New Mexico	62 70							
54	H New Mexico	61 59	267	H Air Force	70 61							
317	H San Jose St.	69 68	47	A Wyoming	45 87							
267	A Air Force	66 75	55	H Boise St.	66 69							
199	A UNLV	57 71	295	H UC Santa Barbara	58 63							

Non-Div I Games:

San Diego St.

San Francisco

Through Games Of Feb. 15, 2019

Average RPI Win:	269	WON-LOST	WINNING	LAST 10	STRENGTH OF	OPP. STRENGTH	TEAM	ADJ.	CONF.	ADJ CONF.
Average RPI Loss:	102	RECORD	PCT. RANK	GAMES	SCHEDULE	OF SCHEDULE	RPI	RPI	RPI	RPI
DIV. I ONLY	6- 18	300	0- 1	122	101	243	243	8	8	
DIV. I NON-CONF.	4- 7	228	0- 0	222	143	242	242	7	7	
TOTALS	RPI 1-25	RPI 26-50	W-L RECORDS	RPI 51-100	RPI 101-150	RPI 150+				
6- 18	0- 2	0- 2	OVERALL	0- 5	0- 6	6- 3				
2- 9	0- 0	0- 2	HOME	0- 3	0- 3	2- 1				
2- 8	0- 2	0- 0	AWAY	0- 2	0- 3	2- 1				
2- 1	0- 0	0- 0	NEUTRAL	0- 0	0- 0	2- 1				
4- 7	0- 1	0- 0	NON-CONFERENCE	0- 3	0- 2	4- 1				
1- 3	0- 0	0- 0	HOME	0- 2	0- 1	1- 0				
1- 3	0- 1	0- 0	AWAY	0- 1	0- 1	1- 0				
2- 1	0- 0	0- 0	NEUTRAL	0- 0	0- 0	2- 1				
2- 11	0- 1	0- 2	CONFERENCE	0- 2	0- 4	2- 2				
1- 6	0- 0	0- 2	HOME	0- 1	0- 2	1- 1				
1- 5	0- 1	0- 0	AWAY	0- 1	0- 2	1- 1				
0- 0	0- 0	0- 0	NEUTRAL	0- 0	0- 0	0- 0				

RPI 1-25				RPI 26-50				RPI 51-100				RPI 101+ Team's RPI: 243			
RPI	S	Opponent	Score	RPI	S	Opponent	Score	RPI	S	Opponent	Score	RPI	S	Opponent	Score
5	A	Stanford	62 96	36	H	BYU	59 67	82	H	UC Davis	68 70	113	A	Loyola Marymount	58 66
13	A	Gonzaga	51 78	48	H	Saint Mary's (CA)	65 80	84	A	Idaho	63 70	113	H	Loyola Marymount	66 73
								88	A	Pacific	48 74	117	A	Pepperdine	50 69
								88	H	Pacific	75 85	117	H	Pepperdine	66 72
								96	H	UT Arlington	73 80	123	H	Northern Colo.	63 68
												127	A	Washington St.	61 91
												167	A	Portland	73 78
												189	A	Santa Clara	57 49
												189	H	Santa Clara	66 71
												224	A	Sacramento St.	86 75
												227	N	North Dakota	97 100
												249	H	San Diego	68 57
												313	N	Cal Poly	65 62
												317	H	San Jose St.	85 63
												324	N	North Dakota St.	75 42
LAST 12 Division I GAMES:															
88	A	Pacific	48 74	88	H	Pacific	75 85								
113	H	Loyola Marymount	66 73	48	H	Saint Mary's (CA)	65 80								
117	H	Pepperdine	66 72	117	A	Pepperdine	50 69								
189	A	Santa Clara	57 49	113	A	Loyola Marymount	58 66								
167	A	Portland	73 78	189	H	Santa Clara	66 71								
13	A	Gonzaga	51 78	36	H	BYU	59 67								

Non-Div I Games:

San Francisco

■ Loss,
 ■ Non-Conf,
 ■ S Site,
 ■ H Home
 ■ A Away
 N Neutral

Average RPI Win:	246	WON-LOST	WINNING	LAST 10	STRENGTH OF	OPP. STRENGTH	TEAM	ADJ.	CONF.	ADJ CONF.
Average RPI Loss:	153	RECORD	PCT. RANK	GAMES	SCHEDULE	OF SCHEDULE	RPI	RPI	RPI	RPI
DIV. I ONLY	2- 19	342	0- 1	141	170	317	317	15	15	
DIV. I NON-CONF.	1- 9	326	0- 0	215	194	334	334	13	13	
TOTALS	RPI 1-25	RPI 26-50	W-L RECORDS	RPI 51-100	RPI 101-150	RPI 150+				
2- 19	0- 0	0- 1	OVERALL	0- 5	0- 3	2- 10				
2- 8	0- 0	0- 1	HOME	0- 3	0- 0	2- 4				
0- 11	0- 0	0- 0	AWAY	0- 2	0- 3	0- 6				
0- 0	0- 0	0- 0	NEUTRAL	0- 0	0- 0	0- 0				
1- 9	0- 0	0- 0	NON-CONFERENCE	0- 2	0- 2	1- 5				
1- 3	0- 0	0- 0	HOME	0- 1	0- 0	1- 2				
0- 6	0- 0	0- 0	AWAY	0- 1	0- 2	0- 3				
0- 0	0- 0	0- 0	NEUTRAL	0- 0	0- 0	0- 0				
1- 10	0- 0	0- 1	CONFERENCE	0- 3	0- 1	1- 5				
1- 5	0- 0	0- 1	HOME	0- 2	0- 0	1- 2				
0- 5	0- 0	0- 0	AWAY	0- 1	0- 1	0- 3				
0- 0	0- 0	0- 0	NEUTRAL	0- 0	0- 0	0- 0				

RPI	S	Opponent	Score	RPI	S	Opponent	Score	RPI	S	Opponent	Score	RPI	S	Opponent	Score	Team's RPI: 317
47	H	Wyoming	56	70	54	H	New Mexico	60	79	109	A	Fresno St.	48	77		
					55	A	Boise St.	68	99	133	A	Portland St.	51	80		
					55	H	Boise St.	69	83	141	A	Colorado	64	76		
					88	H	Pacific	67	91	161	H	UC Irvine	66	74		
					94	A	Nebraska	63	96	164	A	CSUN	40	76		
										189	H	Santa Clara	56	62		
										199	H	UNLV	43	53		
										202	A	San Diego St.	68	69		
										211	A	Utah St.	49	82		
										211	H	Utah St.	68	59		
										240	H	Nevada	49	52		
										243	A	San Francisco	63	85		
										249	A	San Diego	79	83		
										267	A	Air Force	77	88		
										280	H	CSU Bakersfield	82	72		
LAST 12 Division I GAMES:																
54	H	New Mexico	60	79	199	H	UNLV	43	53							
55	H	Boise St.	69	83	211	A	Utah St.	49	82							
202	A	San Diego St.	68	69	55	A	Boise St.	68	99							
211	H	Utah St.	68	59	240	H	Nevada	49	52							
267	A	Air Force	77	88	109	A	Fresno St.	48	77							
47	H	Wyoming	56	70	249	A	San Diego	79	83							

Non-Div I Games: San Fran. St. 66 73

San Jose St.

Santa Clara

Through Games Of Feb. 15, 2019

Average RPI Win:	216	WON-LOST	WINNING	LAST 10	STRENGTH OF	OPP. STRENGTH	TEAM	ADJ.	CONF.	ADJ CONF.
Average RPI Loss:	102	RECORD	PCT. RANK	GAMES	SCHEDULE	OF SCHEDULE	RPI	RPI	RPI	RPI
DIV. I ONLY	9- 14	236	0- 1	125	103	189	189	8	8	
DIV. I NON-CONF.	6- 4	125	0- 0	197	185	143	143	7	7	
TOTALS	RPI 1-25	RPI 26-50	W-L RECORDS	RPI 51-100	RPI 101-150	RPI 150+				
9- 14	0- 1	0- 4	OVERALL	1- 2	1- 4	7- 3				
4- 8	0- 0	0- 2	HOME	1- 1	0- 2	3- 3				
5- 6	0- 1	0- 2	AWAY	0- 1	1- 2	4- 0				
0- 0	0- 0	0- 0	NEUTRAL	0- 0	0- 0	0- 0				
6- 4	0- 0	0- 1	NON-CONFERENCE	1- 1	0- 1	5- 1				
4- 1	0- 0	0- 0	HOME	1- 0	0- 0	3- 1				
2- 3	0- 0	0- 1	AWAY	0- 1	0- 1	2- 0				
0- 0	0- 0	0- 0	NEUTRAL	0- 0	0- 0	0- 0				
3- 10	0- 1	0- 3	CONFERENCE	0- 1	1- 3	2- 2				
0- 7	0- 0	0- 2	HOME	0- 1	0- 2	0- 2				
3- 3	0- 1	0- 1	AWAY	0- 0	1- 1	2- 0				
0- 0	0- 0	0- 0	NEUTRAL	0- 0	0- 0	0- 0				

RPI S Opponent	Score	RPI S Opponent	Score	RPI S Opponent	Score	RPI S Opponent	Score	Team's RPI: 189
13 A Gonzaga	61 78	27 A Oregon St.	31 82	52 A Southern California	46 77	109 A Fresno St.	53 80	
		36 H BYU	44 54	75 H Missouri St.	77 73	113 A Loyola Marymount	83 75	
		48 A Saint Mary's (CA)	68 81	88 H Pacific	70 74	113 H Loyola Marymount	60 69	
		48 H Saint Mary's (CA)	59 83			117 A Pepperdine	48 74	
						117 H Pepperdine	74 76	
						164 H CSUN	38 53	
						167 A Portland	72 66	
						202 H San Diego St.	60 43	
						240 H Nevada	56 48	
						243 A San Francisco	71 66	
						243 H San Francisco	49 57	
						249 H San Diego	49 57	
						250 A Cal St. Fullerton	64 60	
						317 A San Jose St.	62 56	
						338 H Grand Canyon	75 55	
LAST 12 Division I GAMES:								
48 A Saint Mary's (CA)	68 81	48 H Saint Mary's (CA)	59 83					
117 H Pepperdine	74 76	88 H Pacific	70 74					
113 H Loyola Marymount	60 69	113 A Loyola Marymount	83 75					
243 H San Francisco	49 57	117 A Pepperdine	48 74					
13 A Gonzaga	61 78	243 A San Francisco	71 66					
167 A Portland	72 66	249 H San Diego	49 57					

Non-Div I Games: Sonoma St. 98 38

Santa Clara

Loss, Non-Conf, S Site, H Home A Away N Neutral

Average RPI Win: 325		WON-LOST	WINNING	LAST 10	STRENGTH OF	OPP. STRENGTH	TEAM	ADJ.	CONF.	ADJ CONF.
Average RPI Loss: 229		RECORD	PCT. RANK	GAMES	SCHEDULE	OF SCHEDULE	RPI	RPI	RPI	RPI
DIV. I ONLY		4- 13	309	1- 0	351	304	346	346	32	32
DIV. I NON-CONF.		0- 7	336	0- 0	254	131	343	343	32	32
TOTALS	RPI 1-25	RPI 26-50		W-L RECORDS		RPI 51-100	RPI 101-150	RPI 150+		
4- 13	0- 0	0- 2		OVERALL		0- 0	0- 0	4- 11		
2- 6	0- 0	0- 0		HOME		0- 0	0- 0	2- 6		
2- 7	0- 0	0- 2		AWAY		0- 0	0- 0	2- 5		
0- 0	0- 0	0- 0		NEUTRAL		0- 0	0- 0	0- 0		
0- 7	0- 0	0- 2		NON-CONFERENCE		0- 0	0- 0	0- 5		
0- 3	0- 0	0- 0		HOME		0- 0	0- 0	0- 3		
0- 4	0- 0	0- 2		AWAY		0- 0	0- 0	0- 2		
0- 0	0- 0	0- 0		NEUTRAL		0- 0	0- 0	0- 0		
4- 6	0- 0	0- 0		CONFERENCE		0- 0	0- 0	4- 6		
2- 3	0- 0	0- 0		HOME		0- 0	0- 0	2- 3		
2- 3	0- 0	0- 0		AWAY		0- 0	0- 0	2- 3		
0- 0	0- 0	0- 0		NEUTRAL		0- 0	0- 0	0- 0		

RPI 1-25				RPI 26-50				RPI 51-100				RPI 101+				Team's RPI: 346	
RPI	S	Opponent	Score	RPI	S	Opponent	Score	RPI	S	Opponent	Score	RPI	S	Opponent	Score		
				29	A	South Dakota St.	49 97					177	A	UMES	46 78		
				31	A	DePaul	61 124					198	A	Ole Miss	51 74		
												212	H	Texas Southern	41 65		
												246	A	Wichita St.	50 66		
												247	H	Jacksonville	58 68		
												270	H	Norfolk St.	42 78		
												284	H	Ga. Southern	71 82		
												296	A	Morgan St.	47 63		
												296	H	Morgan St.	53 35		
												304	H	South Carolina St.	60 71		
												328	A	Coppin St.	76 70		
												328	H	Coppin St.	68 57		
												341	H	N.C. Central	67 71		
												345	A	Delaware St.	58 66		
												349	A	Florida A&M	54 50		
LAST 12 Division I GAMES:																	
				296	H	Morgan St.	53 35	270	H	Norfolk St.	42 78						
				328	H	Coppin St.	68 57	349	A	Florida A&M	54 50						
				177	A	UMES	46 78	296	A	Morgan St.	47 63						
				345	A	Delaware St.	58 66	328	A	Coppin St.	76 70						
				341	H	N.C. Central	67 71	246	A	Wichita St.	50 66						
				304	H	South Carolina St.	60 71	29	A	South Dakota St.	49 97						

Non-Div I Games:	Carver	101	49	Wesleyan (GA)	155	26
------------------	--------	-----	----	---------------	-----	----

Savannah St.

Loss, Non-Conf, S Site, H Home A Away N Neutral

RPI 1-25				RPI 26-50				RPI 51-100				RPI 101+				Team's RPI: 342	
RPI	S	Opponent	Score	RPI	S	Opponent	Score	RPI	S	Opponent	Score	RPI	S	Opponent	Score		
								58	A	Utah	62	89	117	H	Pepperdine	64	78
								73	N	Arizona	54	84	133	A	Portland St.	43	68
								82	A	UC Davis	59	76	155	A	New Mexico St.	55	75
								88	A	Pacific	61	75	156	H	Washington	58	69
													161	A	UC Irvine	60	65
													222	A	UTRGV	56	69
													222	H	UTRGV	70	74
													228	H	UMKC	62	86
													235	H	Northern Ariz.	58	65
													240	A	Nevada	54	67
													244	A	Hawaii	51	67
													250	H	Cal St. Fullerton	54	57
													262	A	California Baptist	83	100
													280	H	CSU Bakersfield	60	70
													286	A	Utah Valley	56	63
													286	H	Utah Valley	55	58
													313	H	Cal Poly	50	60
													338	H	Grand Canyon	73	74
													348	H	Chicago St.	90	54
LAST 12 Division I GAMES:																	
				222	H	UTRGV	70	74		155	A	New Mexico St.	55	75			
				286	A	Utah Valley	56	63		286	H	Utah Valley	55	58			
				262	A	California Baptist	83	100		338	H	Grand Canyon	73	74			
				228	H	UMKC	62	86		280	H	CSU Bakersfield	60	70			
				348	H	Chicago St.	90	54		161	A	UC Irvine	60	65			
				222	A	UTRGV	56	69		240	A	Nevada	54	67			

Non-Div I Games:

Average RPI Win:	194	WON-LOST	WINNING	LAST 10	STRENGTH OF	OPP. STRENGTH	TEAM	ADJ.	CONF.	ADJ CONF.
Average RPI Loss:	72	RECORD	PCT. RANK	GAMES	SCHEDULE	OF SCHEDULE	RPI	RPI	RPI	RPI
DIV. I ONLY	14- 11	140	0- 1	111	79	125	125	6	6	
DIV. I NON-CONF.	8- 3	72	0- 0	279	208	135	135	4	4	
TOTALS	RPI 1-25	RPI 26-50	W-L RECORDS	RPI 51-100	RPI 101-150	RPI 150+				
14- 11	0- 2	2- 5	OVERALL	3- 0	2- 2	7- 2				
11- 3	0- 0	1- 2	HOME	2- 0	2- 0	6- 1				
2- 7	0- 2	1- 2	AWAY	1- 0	0- 2	0- 1				
1- 1	0- 0	0- 1	NEUTRAL	0- 0	0- 0	1- 0				
8- 3	0- 1	0- 2	NON-CONFERENCE	1- 0	0- 0	7- 0				
6- 0	0- 0	0- 0	HOME	0- 0	0- 0	6- 0				
1- 2	0- 1	0- 1	AWAY	1- 0	0- 0	0- 0				
1- 1	0- 0	0- 1	NEUTRAL	0- 0	0- 0	1- 0				
6- 8	0- 1	2- 3	CONFERENCE	2- 0	2- 2	0- 2				
5- 3	0- 0	1- 2	HOME	2- 0	2- 0	0- 1				
1- 5	0- 1	1- 1	AWAY	0- 0	0- 2	0- 1				
0- 0	0- 0	0- 0	NEUTRAL	0- 0	0- 0	0- 0				

RPI 1-25				RPI 26-50				RPI 51-100				RPI 101+ Team's RPI: 125			
RPI	S	Opponent	Score	RPI	S	Opponent	Score	RPI	S	Opponent	Score	RPI	S	Opponent	Score
6	A	UConn	61 99	31	A	DePaul	84 73	85	A	Princeton	70 66	108	A	Providence	75 82
9	A	Marquette	60 96	31	H	DePaul	85 94	91	H	Georgetown	76 63	108	H	Providence	79 73
				41	H	Villanova	66 70	95	H	St. John's (NY)	77 67	118	A	Creighton	71 80
				42	N	Georgia Tech	73 84					118	H	Creighton	82 75
				43	A	UCLA	62 78					174	A	Xavier	62 63
				45	A	Butler	59 62					174	H	Xavier	76 80
				45	H	Butler	83 62					264	H	St. Francis Brooklyn	100 77
												300	H	UTSA	84 53
												305	H	Kennesaw St.	102 80
												308	H	Wagner	95 40
												308	N	UNC Greensboro	71 64
												326	H	UMass Lowell	90 57
												329	H	Saint Peter's	90 47
LAST 12 Division I GAMES:															
				31	H	DePaul	85 94	41	H	Villanova	66 70				
				118	A	Creighton	71 80	31	A	DePaul	84 73				
				108	A	Providence	75 82	9	A	Marquette	60 96				
				45	H	Butler	83 62	108	H	Providence	79 73				
				174	H	Xavier	76 80	118	H	Creighton	82 75				
				91	H	Georgetown	76 63	174	A	Xavier	62 63				

Non-Div I Games:

Seton Hall

S
i
e
n
a

S
i
e
n
a

Siena

Page 262

South Alabama

Through Games Of Feb. 15, 2019

Average RPI Win:	225	WON-LOST	WINNING	LAST 10	STRENGTH OF	OPP. STRENGTH	TEAM	ADJ.	CONF.	ADJ CONF.
Average RPI Loss:	122	RECORD	PCT. RANK	GAMES	SCHEDULE	OF SCHEDULE	RPI	RPI	RPI	RPI
DIV. I ONLY	16- 5	38	1- 0	278	135	111	111	12	12	
DIV. I NON-CONF.	9- 0	1	1- 0	307	207	60	60	15	15	
TOTALS	RPI 1-25	RPI 26-50	W-L RECORDS	RPI 51-100	RPI 101-150	RPI 150+				
16- 5	0- 0	0- 2	OVERALL	1- 0	2- 1	13- 2				
7- 2	0- 0	0- 1	HOME	1- 0	0- 0	6- 1				
8- 3	0- 0	0- 1	AWAY	0- 0	2- 1	6- 1				
1- 0	0- 0	0- 0	NEUTRAL	0- 0	0- 0	1- 0				
9- 0	0- 0	0- 0	NON-CONFERENCE	0- 0	1- 0	8- 0				
3- 0	0- 0	0- 0	HOME	0- 0	0- 0	3- 0				
5- 0	0- 0	0- 0	AWAY	0- 0	1- 0	4- 0				
1- 0	0- 0	0- 0	NEUTRAL	0- 0	0- 0	1- 0				
7- 5	0- 0	0- 2	CONFERENCE	1- 0	1- 1	5- 2				
4- 2	0- 0	0- 1	HOME	1- 0	0- 0	3- 1				
3- 3	0- 0	0- 1	AWAY	0- 0	1- 1	2- 1				
0- 0	0- 0	0- 0	NEUTRAL	0- 0	0- 0	0- 0				

RPI S	Opponent	Score	RPI S	Opponent	Score	RPI S	Opponent	Score	RPI S	Opponent	Score	Team's RPI: 111
50	A Little Rock	44 47	50	H Little Rock	42 65	97	H Troy	80 77	134	A Alabama	72 67	
									136	A Georgia St.	68 59	
									142	A Appalachian St.	63 71	
									155	N New Mexico St.	68 67	
									183	A Arkansas St.	58 69	
									183	H Arkansas St.	64 77	
									185	A Southern U.	53 49	
									190	H Southern Miss.	77 68	
									193	A Coastal Caro.	88 78	
									252	H Alabama St.	77 65	
									253	H Louisiana	83 60	
									254	H ETSU	81 74	
									281	A Central Ark.	58 50	
									284	A Ga. Southern	69 53	
									284	H Ga. Southern	73 60	
									291	A Tennessee St.	78 56	
									298	H La.-Monroe	77 49	
									318	A FIU	84 77	
LAST 12 Division I GAMES:												
318	A FIU	84 77	253	H Louisiana	83 60							
284	H Ga. Southern	73 60	284	A Ga. Southern	69 53							
50	A Little Rock	44 47	136	A Georgia St.	68 59							
183	A Arkansas St.	58 69	50	H Little Rock	42 65							
97	H Troy	80 77	183	H Arkansas St.	64 77							
298	H La.-Monroe	77 49	193	A Coastal Caro.	88 78							

Non-Div I Games: Faulkner 97 40 Spring Hill 75 57

South Alabama

Loss, Non-Conf, S Site, H Home A Away N Neutral

Average RPI Win:	128	WON-LOST	WINNING	LAST 10	STRENGTH OF	OPP. STRENGTH	TEAM	ADJ.	CONF.	ADJ CONF.
Average RPI Loss:	14	RECORD	PCT. RANK	GAMES	SCHEDULE	OF SCHEDULE	RPI	RPI	RPI	RPI
DIV. I ONLY	18- 6	43	0- 1	9	22	14	14	5	5	
DIV. I NON-CONF.	8- 5	119	0- 1	16	16	37	37	5	5	
TOTALS	RPI 1-25	RPI 26-50	W-L RECORDS	RPI 51-100	RPI 101-150	RPI 150+				
18- 6	3- 5	1- 1	OVERALL	3- 0	4- 0	7- 0				
11- 2	1- 2	1- 0	HOME	0- 0	4- 0	5- 0				
6- 2	2- 2	0- 0	AWAY	3- 0	0- 0	1- 0				
1- 2	0- 1	0- 1	NEUTRAL	0- 0	0- 0	1- 0				
8- 5	0- 4	1- 1	NON-CONFERENCE	1- 0	2- 0	4- 0				
5- 2	0- 2	1- 0	HOME	0- 0	2- 0	2- 0				
2- 1	0- 1	0- 0	AWAY	1- 0	0- 0	1- 0				
1- 2	0- 1	0- 1	NEUTRAL	0- 0	0- 0	1- 0				
10- 1	3- 1	0- 0	CONFERENCE	2- 0	2- 0	3- 0				
6- 0	1- 0	0- 0	HOME	0- 0	2- 0	3- 0				
4- 1	2- 1	0- 0	AWAY	2- 0	0- 0	0- 0				
0- 0	0- 0	0- 0	NEUTRAL	0- 0	0- 0	0- 0				

RPI	S	Opponent	Score	RPI	S	Opponent	Score	RPI	S	Opponent	Score	RPI	S	Opponent	Score
2	H	Baylor	69 94	27	N	Oregon St.	68 70	60	A	LSU	76 53	107	H	Georgia	65 57
6	A	UConn	79 97	46	H	Clemson	69 57	65	A	Purdue	82 73	116	H	Dayton	65 55
10	A	Mississippi St.	74 89					83	A	Arkansas	87 79	134	H	Alabama	62 59
17	H	Maryland	61 85									142	H	Appalachian St.	80 50
19	A	Texas A&M	60 57									166	H	Temple	88 60
20	N	Drake	85 90									186	H	Vanderbilt	80 69
22	A	Kentucky	74 70									198	H	Ole Miss	76 42
24	H	Missouri	79 65									209	H	Furman	66 53
												217	H	Florida	71 40
												252	A	Alabama St.	94 38
												254	N	ETSU	101 55
LAST 12 Division I GAMES:															
20	N	Drake	85 90	22	A	Kentucky	74 70								
27	N	Oregon St.	68 70	186	H	Vanderbilt	80 69								
107	H	Georgia	65 57	24	H	Missouri	79 65								
6	A	UConn	79 97	10	A	Mississippi St.	74 89								
198	H	Ole Miss	76 42	60	A	LSU	76 53								
83	A	Arkansas	87 79	217	H	Florida	71 40								

Non-Div I Games:

South Carolina

■ Loss,
■ Non-Conf, S Site,
■ Home
■ Away
N Neutral

Average RPI Win:	311	WON-LOST	WINNING	LAST 10	STRENGTH OF	OPP. STRENGTH	TEAM	ADJ.	CONF.	ADJ CONF.
Average RPI Loss:	208	RECORD	PCT. RANK	GAMES	SCHEDULE	OF SCHEDULE	RPI	RPI	RPI	RPI
DIV. I ONLY	10- 12	199	1- 0	349	316	304	304	32	32	
DIV. I NON-CONF.	5- 7	206	1- 0	330	275	291	291	32	32	
TOTALS	RPI 1-25	RPI 26-50	W-L RECORDS	RPI 51-100	RPI 101-150	RPI 150+				
10- 12	0- 0	0- 0	OVERALL	0- 2	0- 1	10- 9				
5- 4	0- 0	0- 0	HOME	0- 0	0- 0	5- 4				
5- 6	0- 0	0- 0	AWAY	0- 2	0- 0	5- 4				
0- 2	0- 0	0- 0	NEUTRAL	0- 0	0- 1	0- 1				
5- 7	0- 0	0- 0	NON-CONFERENCE	0- 2	0- 1	5- 4				
3- 1	0- 0	0- 0	HOME	0- 0	0- 0	3- 1				
2- 4	0- 0	0- 0	AWAY	0- 2	0- 0	2- 2				
0- 2	0- 0	0- 0	NEUTRAL	0- 0	0- 1	0- 1				
5- 5	0- 0	0- 0	CONFERENCE	0- 0	0- 0	5- 5				
2- 3	0- 0	0- 0	HOME	0- 0	0- 0	2- 3				
3- 2	0- 0	0- 0	AWAY	0- 0	0- 0	3- 2				
0- 0	0- 0	0- 0	NEUTRAL	0- 0	0- 0	0- 0				

RPI S	Opponent	Score	RPI S	Opponent	Score	RPI S	Opponent	Score	RPI S	Opponent	Score	Team's RPI: 304
						73	A Arizona	32 73	119	N Wake Forest	44 58	
						92	A Radford	31 61	177	A UMES	43 63	
									193	A Coastal Caro.	44 57	
									196	N East Carolina	63 71	
									199	H UNLV	58 49	
									220	H N.C. A&T	44 58	
									230	H Howard	72 63	
									270	H Norfolk St.	50 57	
									271	H Winthrop	50 58	
									288	A Col. of Charleston	51 75	
									296	A Morgan St.	51 62	
									296	H Morgan St.	61 63	
									319	H Charleston So.	67 58	
									328	A Coppin St.	75 59	
									328	H Coppin St.	60 55	
									333	A Presbyterian	57 48	
									339	A Western Caro.	54 39	
									343	H USC Upstate	71 66	
									345	A Delaware St.	63 60	
									346	A Savannah St.	71 60	
LAST 12 Division I GAMES:												
199	H UNLV	58 49	270	H Norfolk St.	50 57							
328	H Coppin St.	60 55	230	H Howard	72 63							
296	H Morgan St.	61 63	328	A Coppin St.	75 59							
345	A Delaware St.	63 60	296	A Morgan St.	51 62							
177	A UMES	43 63	220	H N.C. A&T	44 58							
346	A Savannah St.	71 60	339	A Western Caro.	54 39							

Non-Div I Games: Voorhees 88 61 UNKNOWN 67 51

South Carolina St.

Loss, Non-Conf, S Site, H Home A Away N Neutral

Average RPI Win:	190	WON-LOST	WINNING	LAST 10	STRENGTH OF	OPP. STRENGTH	TEAM	ADJ.	CONF.	ADJ CONF.
Average RPI Loss:	79	RECORD	PCT. RANK	GAMES	SCHEDULE	OF SCHEDULE	RPI	RPI	RPI	RPI
DIV. I ONLY	20- 3	11	1- 0	189	117	38	38	19	19	
DIV. I NON-CONF.	10- 2	37	0- 0	57	18	15	15	19	19	
TOTALS	RPI 1-25	RPI 26-50	W-L RECORDS	RPI 51-100	RPI 101-150	RPI 150+				
20- 3	2- 1	1- 1	OVERALL	2- 0	2- 0	13- 1				
8- 0	1- 0	1- 0	HOME	1- 0	0- 0	5- 0				
9- 2	1- 1	0- 0	AWAY	1- 0	1- 0	6- 1				
3- 1	0- 0	0- 1	NEUTRAL	0- 0	1- 0	2- 0				
10- 2	2- 1	0- 1	NON-CONFERENCE	2- 0	2- 0	4- 0				
3- 0	1- 0	0- 0	HOME	1- 0	0- 0	1- 0				
4- 1	1- 1	0- 0	AWAY	1- 0	1- 0	1- 0				
3- 1	0- 0	0- 1	NEUTRAL	0- 0	1- 0	2- 0				
10- 1	0- 0	1- 0	CONFERENCE	0- 0	0- 0	9- 1				
5- 0	0- 0	1- 0	HOME	0- 0	0- 0	4- 0				
5- 1	0- 0	0- 0	AWAY	0- 0	0- 0	5- 1				
0- 0	0- 0	0- 0	NEUTRAL	0- 0	0- 0	0- 0				

RPI 1-25				RPI 26-50				RPI 51-100				RPI 101+			
RPI	S	Opponent	Score	RPI	S	Opponent	Score	RPI	S	Opponent	Score	RPI	S	Opponent	Score
11	H	Iowa St.	64 59	29	H	South Dakota St.	105 98	66	H	Green Bay	55 49	113	N	Loyola Marymount	67 40
20	A	Drake	64 76	44	N	Indiana	60 68	75	A	Missouri St.	85 74	118	A	Creighton	77 65
24	A	Missouri	74 61									169	A	Montana	64 41
												171	A	Oral Roberts	76 72
												171	H	Oral Roberts	75 64
												172	A	Denver	99 104
												218	H	Western Ill.	92 49
												223	N	Grambling	67 53
												227	A	North Dakota	80 50
												246	N	Wichita St.	73 64
												314	H	Incarnate Word	96 43
												315	A	Omaha	80 49
												315	H	Omaha	78 33
												324	A	North Dakota St.	67 41
												332	A	Purdue Fort Wayne	71 49
												332	H	Purdue Fort Wayne	69 51
LAST 12 Division I GAMES:															
171	H	Oral Roberts	75 64	171	A	Oral Roberts	76 72								
315	H	Omaha	78 33	332	H	Purdue Fort Wayne	69 51								
332	A	Purdue Fort Wayne	71 49	29	H	South Dakota St.	105 98								
218	H	Western Ill.	92 49	172	A	Denver	99 104								
227	A	North Dakota	80 50	324	A	North Dakota St.	67 41								
315	A	Omaha	80 49	44	N	Indiana	60 68								

Non-Div I Games: St. Mary (NE) 112 52 Bellevue 79 40

South Dakota

Loss, Non-Conf, S Site, H Home A Away N Neutral

Average RPI Win:	188	WON-LOST	WINNING	LAST 10	STRENGTH OF	OPP. STRENGTH	TEAM	ADJ.	CONF.	ADJ CONF.
Average RPI Loss:	22	RECORD	PCT. RANK	GAMES	SCHEDULE	OF SCHEDULE	RPI	RPI	RPI	RPI
DIV. I ONLY	19- 6	39	1- 0	56	105	29	29	19	19	
DIV. I NON-CONF.	8- 5	119	0- 0	5	6	16	16	19	19	
TOTALS	RPI 1-25	RPI 26-50	W-L RECORDS	RPI 51-100	RPI 101-150	RPI 150+				
19- 6	1- 3	1- 3	OVERALL	2- 0	3- 0	12- 0				
10- 1	1- 1	0- 0	HOME	2- 0	1- 0	6- 0				
9- 3	0- 1	1- 2	AWAY	0- 0	2- 0	6- 0				
0- 2	0- 1	0- 1	NEUTRAL	0- 0	0- 0	0- 0				
8- 5	1- 3	1- 2	NON-CONFERENCE	2- 0	3- 0	1- 0				
5- 1	1- 1	0- 0	HOME	2- 0	1- 0	1- 0				
3- 2	0- 1	1- 1	AWAY	0- 0	2- 0	0- 0				
0- 2	0- 1	0- 1	NEUTRAL	0- 0	0- 0	0- 0				
11- 1	0- 0	0- 1	CONFERENCE	0- 0	0- 0	11- 0				
5- 0	0- 0	0- 0	HOME	0- 0	0- 0	5- 0				
6- 1	0- 0	0- 1	AWAY	0- 0	0- 0	6- 0				
0- 0	0- 0	0- 0	NEUTRAL	0- 0	0- 0	0- 0				

RPI 1-25				RPI 26-50				Team's RPI: 29		RPI 51-100				RPI 101+			
RPI	S	Opponent	Score	RPI	S	Opponent	Score		RPI	S	Opponent	Score	RPI	S	Opponent	Score	
2	N	Baylor	66 72	26	A	Central Mich.	80 71		66	H	Green Bay	77 47	118	H	Creighton	74 48	
4	H	Oregon	79 87	32	N	Buffalo	55 61		71	H	FGCU	80 62	143	A	Chattanooga	71 54	
9	A	Marquette	52 91	38	A	South Dakota	98 105						146	A	Montana St.	88 67	
20	H	Drake	80 71	47	A	Wyoming	70 77						171	A	Oral Roberts	74 65	

Average RPI Win:	184	WON-LOST	WINNING	LAST 10	STRENGTH OF	OPP. STRENGTH	TEAM	ADJ.	CONF.	ADJ CONF.
Average RPI Loss:	83	RECORD	PCT. RANK	GAMES	SCHEDULE	OF SCHEDULE	RPI	RPI	RPI	RPI
DIV. I ONLY	12- 12	163	0- 1	105	66	149	149	9	9	
DIV. I NON-CONF.	9- 5	104	0- 0	210	28	145	145	9	9	
TOTALS	RPI 1-25	RPI 26-50	W-L RECORDS	RPI 51-100	RPI 101-150	RPI 150+				
12- 12	0- 4	1- 1	OVERALL	1- 3	2- 2	8- 2				
8- 4	0- 1	0- 0	HOME	0- 1	1- 1	7- 1				
3- 4	0- 2	0- 0	AWAY	1- 1	1- 0	1- 1				
1- 4	0- 1	1- 1	NEUTRAL	0- 1	0- 1	0- 0				
9- 5	0- 1	1- 1	NON-CONFERENCE	1- 2	0- 1	7- 0				
7- 0	0- 0	0- 0	HOME	0- 0	0- 0	7- 0				
1- 1	0- 0	0- 0	AWAY	1- 1	0- 0	0- 0				
1- 4	0- 1	1- 1	NEUTRAL	0- 1	0- 1	0- 0				
3- 7	0- 3	0- 0	CONFERENCE	0- 1	2- 1	1- 2				
1- 4	0- 1	0- 0	HOME	0- 1	1- 1	0- 1				
2- 3	0- 2	0- 0	AWAY	0- 0	1- 0	1- 1				
0- 0	0- 0	0- 0	NEUTRAL	0- 0	0- 0	0- 0				

RPI 1-25				RPI 26-50				RPI 51-100				RPI 101+ Team's RPI: 149			
RPI	S	Opponent	Score	RPI	S	Opponent	Score	RPI	S	Opponent	Score	RPI	S	Opponent	Score
6	A	UConn	46 63	30	N	North Carolina	69 71	60	A	LSU	49 78	103	H	Houston	52 54
15	A	UCF	63 66	43	N	UCLA	60 56	78	H	Cincinnati	56 57	118	N	Creighton	76 83
15	H	UCF	49 62					90	A	Ohio St.	71 47	131	A	Tulane	50 45
22	N	Kentucky	63 85					100	N	Virginia	67 74	131	H	Tulane	73 46
												158	H	Oklahoma	87 70
												166	A	Temple	63 53
												205	H	George Washington	63 30
												221	A	SMU	44 46
												223	H	Grambling	67 50
												232	H	Memphis	40 47
												234	H	Albany (NY)	74 37
												238	H	Bethune-Cookman	88 39
												268	H	Vermont	102 55
												321	H	New Hampshire	79 36
LAST 12 Division I GAMES:															
103	H	Houston	52 54	131	H	Tulane	73 46	6	A	UConn	46 63	15	H	UCF	49 62
131	A	Tulane	50 45	166	A	Temple	63 53	60	A	LSU	49 78	100	N	Virginia	67 74
15	A	UCF	63 66												
78	H	Cincinnati	56 57												
221	A	SMU	44 46												
232	H	Memphis	40 47												

Non-Div I Games:

South Fla.

■ Loss,
 ■ Non-Conf,
 ■ S Site,
 ■ H Home
 ■ A Away
 N Neutral

Average RPI Win:	261	WON-LOST	WINNING	LAST 10	STRENGTH OF	OPP. STRENGTH	TEAM	ADJ.	CONF.	ADJ CONF.
Average RPI Loss:	163	RECORD	PCT. RANK	GAMES	SCHEDULE	OF SCHEDULE	RPI	RPI	RPI	RPI
DIV. I ONLY	9- 13	225	0- 1	202	287	219	219	20	20	
DIV. I NON-CONF.	3- 6	241	0- 0	182	270	213	213	21	21	
TOTALS	RPI 1-25	RPI 26-50	W-L RECORDS	RPI 51-100	RPI 101-150	RPI 150+				
9- 13	0- 1	0- 0	OVERALL	0- 1	1- 4	8- 7				
5- 4	0- 0	0- 0	HOME	0- 0	1- 1	4- 3				
4- 8	0- 1	0- 0	AWAY	0- 1	0- 2	4- 4				
0- 1	0- 0	0- 0	NEUTRAL	0- 0	0- 1	0- 0				
3- 6	0- 1	0- 0	NON-CONFERENCE	0- 0	0- 1	3- 4				
1- 1	0- 0	0- 0	HOME	0- 0	0- 0	1- 1				
2- 4	0- 1	0- 0	AWAY	0- 0	0- 0	2- 3				
0- 1	0- 0	0- 0	NEUTRAL	0- 0	0- 1	0- 0				
6- 7	0- 0	0- 0	CONFERENCE	0- 1	1- 3	5- 3				
4- 3	0- 0	0- 0	HOME	0- 0	1- 1	3- 2				
2- 4	0- 0	0- 0	AWAY	0- 1	0- 2	2- 1				
0- 0	0- 0	0- 0	NEUTRAL	0- 0	0- 0	0- 0				

RPI 1-25				RPI 26-50				RPI 51-100				RPI 101+ Team's RPI: 219			
RPI	S	Opponent	Score	RPI	S	Opponent	Score	RPI	S	Opponent	Score	RPI	S	Opponent	Score
10	A	Mississippi St.	53 88					69	A	Belmont	57 91	128	H	Tennessee Tech	62 53
												132	A	UT Martin	50 61
												132	H	UT Martin	73 80
												135	A	Morehead St.	54 82
												140	N	North Ala.	67 80
												152	A	Southern Ill.	40 60
												162	A	Bradley	79 85
												187	H	Indiana St.	51 62
												200	H	Jacksonville St.	39 56
												218	H	Western Ill.	81 71
												232	A	Memphis	57 69
												245	A	SIUE	62 52
												245	H	SIUE	63 58
												261	H	Austin Peay	64 54
												277	H	Eastern Ill.	72 57
												279	H	Murray St.	59 64
												291	A	Tennessee St.	59 62
												312	A	NJIT	68 58
												331	A	Eastern Ky.	52 42
												334	A	Evansville	54 50
LAST 12 Division I GAMES:															
132	A	UT Martin	50 61	245	H	SIUE	63 58								
200	H	Jacksonville St.	39 56	331	A	Eastern Ky.	52 42								
128	H	Tennessee Tech	62 53	135	A	Morehead St.	54 82								
291	A	Tennessee St.	59 62	279	H	Murray St.	59 64								
69	A	Belmont	57 91	261	H	Austin Peay	64 54								
277	H	Eastern Ill.	72 57	132	H	UT Martin	73 80								

Non-Div I Games: Ill.-Springfield 82 46 Harris-Stowe 80 65

Southeast Mo. St.

Loss, Non-Conf, S Site, H Home A Away N Neutral

Average RPI Win:	275	WON-LOST	WINNING	LAST 10	STRENGTH OF	OPP. STRENGTH	TEAM	ADJ.	CONF.	ADJ CONF.
Average RPI Loss:	198	RECORD	PCT. RANK	GAMES	SCHEDULE	OF SCHEDULE	RPI	RPI	RPI	RPI
DIV. I ONLY	8- 13	241	0- 1	320	298	287	287	25	25	
DIV. I NON-CONF.	4- 5	190	0- 0	302	308	221	221	23	23	
TOTALS	RPI 1-25	RPI 26-50	W-L RECORDS	RPI 51-100	RPI 101-150	RPI 150+				
8- 13	0- 0	0- 0	OVERALL	0- 3	0- 2	8- 8				
5- 3	0- 0	0- 0	HOME	0- 1	0- 0	5- 2				
3- 10	0- 0	0- 0	AWAY	0- 2	0- 2	3- 6				
0- 0	0- 0	0- 0	NEUTRAL	0- 0	0- 0	0- 0				
4- 5	0- 0	0- 0	NON-CONFERENCE	0- 1	0- 2	4- 2				
1- 1	0- 0	0- 0	HOME	0- 0	0- 0	1- 1				
3- 4	0- 0	0- 0	AWAY	0- 1	0- 2	3- 1				
0- 0	0- 0	0- 0	NEUTRAL	0- 0	0- 0	0- 0				
4- 8	0- 0	0- 0	CONFERENCE	0- 2	0- 0	4- 6				
4- 2	0- 0	0- 0	HOME	0- 1	0- 0	4- 1				
0- 6	0- 0	0- 0	AWAY	0- 1	0- 0	0- 5				
0- 0	0- 0	0- 0	NEUTRAL	0- 0	0- 0	0- 0				

RPI 1-25				RPI 26-50				RPI 51-100				RPI 101+ Team's RPI: 287			
RPI	S	Opponent	Score	RPI	S	Opponent	Score	RPI	S	Opponent	Score	RPI	S	Opponent	Score
								60	A	LSU	52 72	134	A	Alabama	40 88
								61	H	SFA	51 62	150	A	Louisiana Tech	53 72
								66	A	Lamar University	54 94	157	H	Abilene Christian	74 71
												180	H	Nicholls St.	66 73
												182	A	Sam Houston St.	63 94
												190	H	Southern Miss.	52 59
												221	A	SMU	63 62
												265	H	A&M-Corpus Christi	56 45
												281	A	Central Ark.	33 75
												281	H	Central Ark.	62 53
												289	A	Jackson St.	50 45
												298	H	La.-Monroe	49 42
												301	A	Alabama A&M	48 51
												314	A	Incarnate Word	69 76
												327	A	McNeese	56 62
												330	A	Northwestern St.	47 58
												337	H	Houston Baptist	73 65
												350	A	Alcorn	77 59
LAST 12 Division I GAMES:															
				314	A	Incarnate Word	69 76					337	H	Houston Baptist	73 65
				281	A	Central Ark.	33 75					327	A	McNeese	56 62
				265	H	A&M-Corpus Christi	56 45					66	A	Lamar University	54 94
				180	H	Nicholls St.	66 73					157	H	Abilene Christian	74 71
				182	A	Sam Houston St.	63 94					281	H	Central Ark.	62 53
				330	A	Northwestern St.	47 58					61	H	SFA	51 62

Non-Div I Games: Mobile 70 57 Xavier (LA) 47 59

Southeastern La.

Loss, Non-Conf, S Site, H Home A Away N Neutral

Average RPI Win:	157	WON-LOST	WINNING	LAST 10	STRENGTH OF	OPP. STRENGTH	TEAM	ADJ.	CONF.	ADJ CONF.
Average RPI Loss:	41	RECORD	PCT. RANK	GAMES	SCHEDULE	OF SCHEDULE	RPI	RPI	RPI	RPI
DIV. I ONLY	15- 9	102	1- 0	58	30	52	52	2	2	
DIV. I NON-CONF.	10- 1	17	0- 0	193	145	34	34	2	2	
TOTALS	RPI 1-25	RPI 26-50	W-L RECORDS	RPI 51-100	RPI 101-150	RPI 150+				
15- 9	0- 4	2- 3	OVERALL	2- 1	2- 1	9- 0				
8- 3	0- 1	1- 2	HOME	0- 0	2- 0	5- 0				
6- 6	0- 3	1- 1	AWAY	2- 1	0- 1	3- 0				
1- 0	0- 0	0- 0	NEUTRAL	0- 0	0- 0	1- 0				
10- 1	0- 1	0- 0	NON-CONFERENCE	1- 0	1- 0	8- 0				
5- 0	0- 0	0- 0	HOME	0- 0	1- 0	4- 0				
4- 1	0- 1	0- 0	AWAY	1- 0	0- 0	3- 0				
1- 0	0- 0	0- 0	NEUTRAL	0- 0	0- 0	1- 0				
5- 8	0- 3	2- 3	CONFERENCE	1- 1	1- 1	1- 0				
3- 3	0- 1	1- 2	HOME	0- 0	1- 0	1- 0				
2- 5	0- 2	1- 1	AWAY	1- 1	0- 1	0- 0				
0- 0	0- 0	0- 0	NEUTRAL	0- 0	0- 0	0- 0				

RPI 1-25				RPI 26-50				RPI 51-100				Team's RPI: 52				RPI 101+			
RPI	S	Opponent	Score	RPI	S	Opponent	Score	RPI	S	Opponent	Score	RPI	S	Opponent	Score	RPI	S	Opponent	Score
4	H	Oregon	53 93	27	H	Oregon St.	52 76	58	A	Utah	84 80	109	H	Fresno St.	62 61				
5	A	Stanford	64 72	40	A	California	59 66	73	A	Arizona	68 71	127	H	Washington St.	81 73				
16	A	Arizona St.	59 68	40	H	California	86 76	96	A	UT Arlington	73 61	141	A	Colorado	76 81				
19	A	Texas A&M	51 71	43	A	UCLA	72 67					156	H	Washington	82 57				
				43	H	UCLA	65 72					163	H	UC Riverside	73 55				
												164	H	CSUN	58 42				
												189	H	Santa Clara	77 46				
												199	A	UNLV	86 72				
												211	N	Utah St.	55 46				
												240	A	Nevada	72 51				
												266	A	Long Beach St.	86 50				
												295	H	UC Santa Barbara	82 39				
LAST 12 Division I GAMES:																			
40	H	California	86 76	73	A	Arizona	68 71												
141	A	Colorado	76 81	43	A	UCLA	72 67												
58	A	Utah	84 80	27	H	Oregon St.	52 76												
127	H	Washington St.	81 73	4	H	Oregon	53 93												
156	H	Washington	82 57	40	A	California	59 66												
16	A	Arizona St.	59 68	5	A	Stanford	64 72												

Non-Div I Games:

Southern California

■ Loss,
 ■ Non-Conf,
 ■ S Site,
 ■ H Home
 ■ A Away
 N Neutral

Average RPI Win: 213	WON-LOST	WINNING	LAST 10	STRENGTH OF	OPP. STRENGTH	TEAM	ADJ.	CONF.	ADJ CONF.
Average RPI Loss: 112	RECORD	PCT. RANK	GAMES	SCHEDULE	OF SCHEDULE	RPI	RPI	RPI	RPI
DIV. I ONLY	11- 11	163	1- 0	86	197	152	152	13	13
DIV. I NON-CONF.	7- 4	108	0- 0	100	210	79	79	14	14
TOTALS	RPI 1-25	RPI 26-50	W-L RECORDS	RPI 51-100	RPI 101-150	RPI 150+			
11- 11	0- 2	0- 0	OVERALL	1- 3	2- 2	8- 4			
9- 2	0- 0	0- 0	HOME	1- 1	1- 0	7- 1			
1- 8	0- 1	0- 0	AWAY	0- 2	0- 2	1- 3			
1- 1	0- 1	0- 0	NEUTRAL	0- 0	1- 0	0- 0			
7- 4	0- 1	0- 0	NON-CONFERENCE	1- 0	2- 2	4- 1			
5- 0	0- 0	0- 0	HOME	1- 0	1- 0	3- 0			
1- 3	0- 0	0- 0	AWAY	0- 0	0- 2	1- 1			
1- 1	0- 1	0- 0	NEUTRAL	0- 0	1- 0	0- 0			
4- 7	0- 1	0- 0	CONFERENCE	0- 3	0- 0	4- 3			
4- 2	0- 0	0- 0	HOME	0- 1	0- 0	4- 1			
0- 5	0- 1	0- 0	AWAY	0- 2	0- 0	0- 2			
0- 0	0- 0	0- 0	NEUTRAL	0- 0	0- 0	0- 0			

RPI 1-25				RPI 26-50				RPI 51-100				RPI 101+ Team's RPI: 152			
RPI	S	Opponent	Score	RPI	S	Opponent	Score	RPI	S	Opponent	Score	RPI	S	Opponent	Score
16	N	Arizona St.	38 82					75	A	Missouri St.	51 66	106	N	Hartford	72 50
20	A	Drake	66 94					75	H	Missouri St.	58 70	124	H	IUPUI	78 73
								81	A	UNI	53 65	126	A	Western Ky.	76 83
								99	H	Northern Ill.	82 73	132	A	UT Martin	94 95
												162	A	Bradley	53 58
												162	H	Bradley	62 55
												170	A	Illinois St.	52 60
												184	A	Saint Louis	58 62
												187	H	Indiana St.	58 61
												213	H	Marshall	58 49
												219	H	Southeast Mo. St.	60 40
												225	H	Loyola Chicago	74 63
												277	H	Eastern Ill.	73 59
												279	A	Murray St.	65 59
												306	H	Valparaiso	87 65
												334	H	Evansville	67 47
LAST 12 Division I GAMES:															
162	H	Bradley	62 55	162	A	Bradley	53 58								
75	H	Missouri St.	58 70	170	A	Illinois St.	52 60								
20	A	Drake	66 94	75	A	Missouri St.	51 66								
81	A	UNI	53 65	187	H	Indiana St.	58 61								
225	H	Loyola Chicago	74 63	334	H	Evansville	67 47								
306	H	Valparaiso	87 65	124	H	IUPUI	78 73								

Non-Div I Games:

Southern Ill.

Average RPI Win:	265	WON-LOST	WINNING	LAST 10	STRENGTH OF	OPP. STRENGTH	TEAM	ADJ.	CONF.	ADJ CONF.
Average RPI Loss:	103	RECORD	PCT. RANK	GAMES	SCHEDULE	OF SCHEDULE	RPI	RPI	RPI	RPI
DIV. I ONLY	12- 11	157	1- 0	184	230	190	190	14	14	
DIV. I NON-CONF.	6- 5	143	0- 0	268	328	245	245	18	18	
TOTALS	RPI 1-25	RPI 26-50	W-L RECORDS	RPI 51-100	RPI 101-150	RPI 150+				
12- 11	0- 1	0- 1	OVERALL	0- 2	1- 5	11- 2				
8- 6	0- 1	0- 1	HOME	0- 1	0- 1	8- 2				
4- 5	0- 0	0- 0	AWAY	0- 1	1- 4	3- 0				
0- 0	0- 0	0- 0	NEUTRAL	0- 0	0- 0	0- 0				
6- 5	0- 1	0- 0	NON-CONFERENCE	0- 0	0- 3	6- 1				
5- 3	0- 1	0- 0	HOME	0- 0	0- 1	5- 1				
1- 2	0- 0	0- 0	AWAY	0- 0	0- 2	1- 0				
0- 0	0- 0	0- 0	NEUTRAL	0- 0	0- 0	0- 0				
6- 6	0- 0	0- 1	CONFERENCE	0- 2	1- 2	5- 1				
3- 3	0- 0	0- 1	HOME	0- 1	0- 0	3- 1				
3- 3	0- 0	0- 0	AWAY	0- 1	1- 2	2- 0				
0- 0	0- 0	0- 0	NEUTRAL	0- 0	0- 0	0- 0				

RPI 1-25				RPI 26-50				RPI 51-100				RPI 101+ Team's RPI: 190			
RPI	S	Opponent	Score	RPI	S	Opponent	Score	RPI	S	Opponent	Score	RPI	S	Opponent	Score
10	H	Mississippi St.	42 86	34	H	Rice	47 58	51	A	Middle Tenn.	49 66	103	H	Houston	44 61
								70	H	Old Dominion	50 53	111	A	South Alabama	68 77
												120	A	UAB	60 71
												126	A	Western Ky.	69 56
												131	A	Tulane	54 71
												150	A	Louisiana Tech	85 106
												151	H	Charlotte	65 54
												173	H	North Texas	48 62
												182	H	Sam Houston St.	61 65
												213	A	Marshall	64 52
												223	H	Grambling	68 47
												273	H	Samford	76 40
												287	A	Southeastern La.	59 52
												294	H	Fla. Atlantic	67 45
												300	A	UTSA	70 45
												310	H	Mississippi Val.	67 60
												318	H	FIU	71 57
												330	H	Northwestern St.	69 54
												350	H	Alcorn	66 47
LAST 12 Division I GAMES:															
300	A	UTSA	70 45	70	H	Old Dominion	50 53								
150	A	Louisiana Tech	85 106	151	H	Charlotte	65 54								
294	H	Fla. Atlantic	67 45	120	A	UAB	60 71								
318	H	FIU	71 57	51	A	Middle Tenn.	49 66								
213	A	Marshall	64 52	173	H	North Texas	48 62								
126	A	Western Ky.	69 56	34	H	Rice	47 58								

Non-Div I Games: Blue Mountain (MS) 84 38 William Carey 74 48

Southern Miss.

Loss, Non-Conf, S Site, H Home A Away N Neutral

Average RPI Win:	282	WON-LOST	WINNING	LAST 10	STRENGTH OF	OPP. STRENGTH	TEAM	ADJ.	CONF.	ADJ CONF.
Average RPI Loss:	113	RECORD	PCT. RANK	GAMES	SCHEDULE	OF SCHEDULE	RPI	RPI	RPI	RPI
DIV. I ONLY	8- 10	206	0- 0	175	245	185	185	29	29	
DIV. I NON-CONF.	0- 7	336	0- 0	2	5	171	171	28	28	
TOTALS	RPI 1-25	RPI 26-50	W-L RECORDS	RPI 51-100	RPI 101-150	RPI 150+				
8- 10	0- 3	0- 2	OVERALL	0- 0	0- 2	8- 3				
4- 3	0- 0	0- 0	HOME	0- 0	0- 1	4- 2				
4- 7	0- 3	0- 2	AWAY	0- 0	0- 1	4- 1				
0- 0	0- 0	0- 0	NEUTRAL	0- 0	0- 0	0- 0				
0- 7	0- 3	0- 2	NON-CONFERENCE	0- 0	0- 2	0- 0				
0- 1	0- 0	0- 0	HOME	0- 0	0- 1	0- 0				
0- 6	0- 3	0- 2	AWAY	0- 0	0- 1	0- 0				
0- 0	0- 0	0- 0	NEUTRAL	0- 0	0- 0	0- 0				
8- 3	0- 0	0- 0	CONFERENCE	0- 0	0- 0	8- 3				
4- 2	0- 0	0- 0	HOME	0- 0	0- 0	4- 2				
4- 1	0- 0	0- 0	AWAY	0- 0	0- 0	4- 1				
0- 0	0- 0	0- 0	NEUTRAL	0- 0	0- 0	0- 0				

RPI 1-25				RPI 26-50				RPI 51-100				RPI 101+ Team's RPI: 185			
RPI	S	Opponent	Score	RPI	S	Opponent	Score	RPI	S	Opponent	Score	RPI	S	Opponent	Score
2	A	Baylor	49 94	35	A	TCU	40 69					111	H	South Alabama	49 53
16	A	Arizona St.	47 69	49	A	Michigan	35 76					148	A	Texas Tech	58 76
22	A	Kentucky	41 91									201	H	Prairie View	54 55
												212	H	Texas Southern	63 61
												223	A	Grambling	86 81
												223	H	Grambling	71 65
												252	A	Alabama St.	61 78
												289	A	Jackson St.	76 74
												289	H	Jackson St.	52 59
												301	A	Alabama A&M	54 50
												310	H	Mississippi Val.	74 67
												347	H	Ark.-Pine Bluff	73 41
												350	A	Alcorn	75 54
LAST 12 Division I GAMES:															
289	H	Jackson St.	52 59	347	H	Ark.-Pine Bluff	73 41								
223	H	Grambling	71 65	289	A	Jackson St.	76 74								
350	A	Alcorn	75 54	223	A	Grambling	86 81								
252	A	Alabama St.	61 78	212	H	Texas Southern	63 61								
301	A	Alabama A&M	54 50	201	H	Prairie View	54 55								
310	H	Mississippi Val.	74 67	49	A	Michigan	35 76								

Non-Div I Games: Dillard 61 63 Wiley 89 58 Louisiana Col. 77 53 Millsaps 71 36 Southern U.

Southern Utah

Through Games Of Feb. 15, 2019

Average RPI Win:	218	WON-LOST	WINNING	LAST 10	STRENGTH OF	OPP. STRENGTH	TEAM	ADJ.	CONF.	ADJ CONF.
Average RPI Loss:	156	RECORD	PCT. RANK	GAMES	SCHEDULE	OF SCHEDULE	RPI	RPI	RPI	RPI
DIV. I ONLY	6- 17	295	0- 1	161	222	282	282	16	16	
DIV. I NON-CONF.	3- 6	241	0- 1	37	287	189	189	12	12	
TOTALS	RPI 1-25	RPI 26-50	W-L RECORDS	RPI 51-100	RPI 101-150	RPI 150+				
6- 17	0- 0	1- 0	OVERALL	0- 5	0- 3	5- 9				
5- 6	0- 0	1- 0	HOME	0- 2	0- 1	4- 3				
1- 11	0- 0	0- 0	AWAY	0- 3	0- 2	1- 6				
0- 0	0- 0	0- 0	NEUTRAL	0- 0	0- 0	0- 0				
3- 6	0- 0	1- 0	NON-CONFERENCE	0- 2	0- 0	2- 4				
3- 1	0- 0	1- 0	HOME	0- 0	0- 0	2- 1				
0- 5	0- 0	0- 0	AWAY	0- 2	0- 0	0- 3				
0- 0	0- 0	0- 0	NEUTRAL	0- 0	0- 0	0- 0				
3- 11	0- 0	0- 0	CONFERENCE	0- 3	0- 3	3- 5				
2- 5	0- 0	0- 0	HOME	0- 2	0- 1	2- 2				
1- 6	0- 0	0- 0	AWAY	0- 1	0- 2	1- 3				
0- 0	0- 0	0- 0	NEUTRAL	0- 0	0- 0	0- 0				

RPI S	Opponent	Score	RPI S	Opponent	Score	RPI S	Opponent	Score	RPI S	Opponent	Score	Team's RPI: 282
36	H BYU	67 64	55	A Boise St.	53 88	123	H Northern Colo.	44 71				
			82	A UC Davis	45 68	133	A Portland St.	49 63				
			84	H Idaho	70 82	146	A Montana St.	64 69				
			93	A Idaho St.	47 80	161	A UC Irvine	58 75				
			93	H Idaho St.	57 69	163	A UC Riverside	50 56				
						169	A Montana	57 79				
						171	A Oral Roberts	59 64				
						172	H Denver	70 71				
						181	H Eastern Wash.	73 63				
						224	A Sacramento St.	76 77				
						224	H Sacramento St.	69 75				
						235	A Northern Ariz.	82 76				
						235	H Northern Ariz.	69 78				
						249	H San Diego	69 59				
						286	H Utah Valley	60 59				
						322	A Weber St.	66 67				
						322	H Weber St.	84 79				
LAST 12 Division I GAMES:												
163	A UC Riverside	50 56	235	H Northern Ariz.	69 78							
224	H Sacramento St.	69 75	123	H Northern Colo.	44 71							
93	A Idaho St.	47 80	224	A Sacramento St.	76 77							
322	A Weber St.	66 67	133	A Portland St.	49 63							
84	H Idaho	70 82	235	A Northern Ariz.	82 76							
181	H Eastern Wash.	73 63	322	H Weber St.	84 79							

Non-Div I Games:

Southern Utah

■ Loss,
 ■ Non-Conf,
 ■ S Site,
 ■ H Home
 ■ A Away
 N Neutral

Average RPI Win: 237		WON-LOST	WINNING	LAST 10	STRENGTH OF	OPP. STRENGTH	TEAM	ADJ.	CONF.	ADJ CONF.
Average RPI Loss: 145		RECORD	PCT. RANK	GAMES	SCHEDULE	OF SCHEDULE	RPI	RPI	RPI	RPI
DIV. I ONLY		7- 17	279	0- 1	131	205	231	231	17	17
DIV. I NON-CONF.		3- 10	278	0- 0	109	179	247	247	16	16
TOTALS	RPI 1-25	RPI 26-50		W-L RECORDS		RPI 51-100	RPI 101-150	RPI 150+		
7- 17	0- 0	0- 3		OVERALL		0- 1	0- 5	7- 8		
3- 7	0- 0	0- 1		HOME		0- 1	0- 2	3- 3		
4- 9	0- 0	0- 1		AWAY		0- 0	0- 3	4- 5		
0- 1	0- 0	0- 1		NEUTRAL		0- 0	0- 0	0- 0		
3- 10	0- 0	0- 3		NON-CONFERENCE		0- 1	0- 3	3- 3		
2- 3	0- 0	0- 1		HOME		0- 1	0- 0	2- 1		
1- 6	0- 0	0- 1		AWAY		0- 0	0- 3	1- 2		
0- 1	0- 0	0- 1		NEUTRAL		0- 0	0- 0	0- 0		
4- 7	0- 0	0- 0		CONFERENCE		0- 0	0- 2	4- 5		
1- 4	0- 0	0- 0		HOME		0- 0	0- 2	1- 2		
3- 3	0- 0	0- 0		AWAY		0- 0	0- 0	3- 3		
0- 0	0- 0	0- 0		NEUTRAL		0- 0	0- 0	0- 0		

RPI 1-25				RPI 26-50				RPI 51-100				RPI 101+				Team's RPI: 231	
RPI	S	Opponent	Score	RPI	S	Opponent	Score	RPI	S	Opponent	Score	RPI	S	Opponent	Score		
				32	A	Buffalo	43 90	79	H	Kent St.	64 76	102	H	VCU	50 59		
				33	N	Ohio	53 70					107	A	Georgia	40 67		
				39	H	Bucknell	46 77					116	H	Dayton	49 62		
												137	A	Penn St.	65 80		
												139	A	Akron	58 67		
												154	A	Davidson	55 67		
												165	H	Duquesne	54 60		
												172	A	Denver	62 76		
												184	H	Saint Louis	45 62		
												204	A	Massachusetts	64 63		
												214	A	George Mason	68 57		
												214	H	George Mason	64 55		
												229	A	Rhode Island	84 68		
												233	A	Niagara	76 48		
												237	A	Saint Joseph's	41 66		
												248	H	Hofstra	59 67		
												255	A	Richmond	49 57		
												260	A	Cornell	44 58		
												275	H	Canisius	100 94		
												290	H	Siena	74 58		
LAST 12 Division I GAMES:																	
				255	A	Richmond	49 57	184	H	Saint Louis	45 62						
				154	A	Davidson	55 67	116	H	Dayton	49 62						
				102	H	VCU	50 59	237	A	Saint Joseph's	41 66						
				214	H	George Mason	64 55	214	A	George Mason	68 57						
				229	A	Rhode Island	84 68	165	H	Duquesne	54 60						
				204	A	Massachusetts	64 63	260	A	Cornell	44 58						

Non-Div I Games:

St. Bonaventure

Loss, Non-Conf, S Site, H Home A Away N Neutral

Average RPI Win:	292	WON-LOST	WINNING	LAST 10	STRENGTH OF	OPP. STRENGTH	TEAM	ADJ.	CONF.	ADJ CONF.
Average RPI Loss:	221	RECORD	PCT. RANK	GAMES	SCHEDULE	OF SCHEDULE	RPI	RPI	RPI	RPI
DIV. I ONLY	12- 10	144	0- 1	345	346	264	264	31	31	
DIV. I NON-CONF.	5- 6	177	0- 0	321	319	281	281	31	31	
TOTALS	RPI 1-25	RPI 26-50	W-L RECORDS	RPI 51-100	RPI 101-150	RPI 150+				
12- 10	0- 0	0- 0	OVERALL	0- 1	1- 1	11- 8				
5- 4	0- 0	0- 0	HOME	0- 1	0- 0	5- 3				
6- 5	0- 0	0- 0	AWAY	0- 0	1- 1	5- 4				
1- 1	0- 0	0- 0	NEUTRAL	0- 0	0- 0	1- 1				
5- 6	0- 0	0- 0	NON-CONFERENCE	0- 1	1- 1	4- 4				
2- 2	0- 0	0- 0	HOME	0- 1	0- 0	2- 1				
2- 3	0- 0	0- 0	AWAY	0- 0	1- 1	1- 2				
1- 1	0- 0	0- 0	NEUTRAL	0- 0	0- 0	1- 1				
7- 4	0- 0	0- 0	CONFERENCE	0- 0	0- 0	7- 4				
3- 2	0- 0	0- 0	HOME	0- 0	0- 0	3- 2				
4- 2	0- 0	0- 0	AWAY	0- 0	0- 0	4- 2				
0- 0	0- 0	0- 0	NEUTRAL	0- 0	0- 0	0- 0				

RPI 1-25			RPI 26-50			RPI 51-100			RPI 101+			Team's RPI: 264
RPI	S	Opponent	Score	RPI	S	Opponent	Score	RPI	S	Opponent	Score	
						85 H Princeton	64 83	125 A Seton Hall		77 100		
								135 A Morehead St.		101 94		
								159 A Stony Brook		67 74		
								215 H Saint Francis (PA)		78 65		
								216 H Robert Morris		56 75		
								226 A Sacred Heart		56 53		
								226 H Sacred Heart		66 68		
								234 H Albany (NY)		60 67		
								263 A Mt. St. Mary's		75 78		
								292 A Army West Point		57 69		
								297 H Manhattan		73 65		
								302 A Loyola Maryland		75 70		
								306 N Valparaiso		76 78		
								307 A Bryant		60 55		
								308 A Wagner		85 87		
								308 H Wagner		76 61		
								329 H Saint Peter's		74 70		
								344 A Fairleigh Dickinson		64 53		
								344 H Fairleigh Dickinson		73 61		
								348 N Chicago St.		110 73		
								351 A LIU Brooklyn		79 67		
LAST 12 Division I GAMES:												
308 A		Wagner	85 87	226 H		Sacred Heart	66 68					
344 H		Fairleigh Dickinson	73 61	215 H		Saint Francis (PA)	78 65					
226 A		Sacred Heart	56 53	216 H		Robert Morris	56 75					
263 A		Mt. St. Mary's	75 78	307 A		Bryant	60 55					
344 A		Fairleigh Dickinson	64 53	308 H		Wagner	76 61					
351 A		LIU Brooklyn	79 67	159 A		Stony Brook	67 74					

Non-Div I Games: Mercy 102 51

St. Francis Brooklyn

■ Loss,
 ■ Non-Conf,
 ■ S Site,
 ■ H Home
 ■ A Away
 N Neutral

Average RPI Win:	174	WON-LOST	WINNING	LAST 10	STRENGTH OF	OPP. STRENGTH	TEAM	ADJ.	CONF.	ADJ CONF.
Average RPI Loss:	59	RECORD	PCT. RANK	GAMES	SCHEDULE	OF SCHEDULE	RPI	RPI	RPI	RPI
DIV. I ONLY	13- 12	161	1- 0	65	43	95	95	6	6	
DIV. I NON-CONF.	7- 4	108	0- 0	192	47	99	99	4	4	
TOTALS	RPI 1-25	RPI 26-50	W-L RECORDS	RPI 51-100	RPI 101-150	RPI 150+				
13- 12	1- 3	0- 5	OVERALL	3- 0	2- 4	7- 0				
5- 5	1- 1	0- 2	HOME	2- 0	0- 2	2- 0				
6- 6	0- 1	0- 3	AWAY	0- 0	2- 2	4- 0				
2- 1	0- 1	0- 0	NEUTRAL	1- 0	0- 0	1- 0				
7- 4	0- 2	0- 1	NON-CONFERENCE	2- 0	0- 1	5- 0				
2- 1	0- 1	0- 0	HOME	1- 0	0- 0	1- 0				
3- 2	0- 0	0- 1	AWAY	0- 0	0- 1	3- 0				
2- 1	0- 1	0- 0	NEUTRAL	1- 0	0- 0	1- 0				
6- 8	1- 1	0- 4	CONFERENCE	1- 0	2- 3	2- 0				
3- 4	1- 0	0- 2	HOME	1- 0	0- 2	1- 0				
3- 4	0- 1	0- 2	AWAY	0- 0	2- 1	1- 0				
0- 0	0- 0	0- 0	NEUTRAL	0- 0	0- 0	0- 0				

RPI 1-25				RPI 26-50				RPI 51-100				Team's RPI: 95	RPI 101+			
RPI	S	Opponent	Score	RPI	S	Opponent	Score	RPI	S	Opponent	Score		RPI	S	Opponent	Score
6	N	UConn	55 65	31	A	DePaul	64 73	65	N	Purdue	68 62		108	A	Providence	60 57
9	A	Marquette	73 83	37	A	James Madison	51 64	76	H	Yale	56 52		108	H	Providence	66 67
9	H	Marquette	81 74	41	H	Villanova	57 73	91	H	Georgetown	59 51		118	A	Creighton	51 45
18	H	Florida St.	53 57	45	A	Butler	45 66						118	H	Creighton	63 65
				45	H	Butler	68 73						119	A	Wake Forest	59 64
													125	A	Seton Hall	67 77
													174	A	Xavier	76 57
													174	H	Xavier	70 41
													198	N	Ole Miss	64 59
													285	A	La Salle	83 57
													292	A	Army West Point	60 49
													323	A	Iona	61 35
													345	H	Delaware St.	82 44
LAST 12 Division I GAMES:																
		9	H	Marquette	81	74				91	H	Georgetown	59	51		
		108	A	Providence	60	57				9	A	Marquette	73	83		
		118	A	Creighton	51	45				31	A	DePaul	64	73		
		174	H	Xavier	70	41				118	H	Creighton	63	65		
		45	H	Butler	68	73				108	H	Providence	66	67		
		41	H	Villanova	57	73				45	A	Butler	45	66		

Non-Div I Games:

St. John's (NY)

■ Loss,
■ Non-Conf,
■ S Site,
■ H Home
■ A Away
N Neutral

Average RPI Win:	90	WON-LOST	WINNING	LAST 10	STRENGTH OF	OPP. STRENGTH	TEAM	ADJ.	CONF.	ADJ CONF.
Average RPI Loss:	29	RECORD	PCT. RANK	GAMES	SCHEDULE	OF SCHEDULE	RPI	RPI	RPI	RPI
DIV. I ONLY	20- 4	17	1- 0	4	15	5	5	2	2	
DIV. I NON-CONF.	10- 1	17	0- 0	6	51	2	2	2	2	
TOTALS	RPI 1-25	RPI 26-50	W-L RECORDS	RPI 51-100	RPI 101-150	RPI 150+				
20- 4	2- 2	5- 1	OVERALL	7- 1	2- 0	4- 0				
11- 1	1- 1	3- 0	HOME	3- 0	1- 0	3- 0				
7- 3	1- 1	2- 1	AWAY	2- 1	1- 0	1- 0				
2- 0	0- 0	0- 0	NEUTRAL	2- 0	0- 0	0- 0				
10- 1	1- 1	1- 0	NON-CONFERENCE	5- 0	0- 0	3- 0				
5- 0	1- 0	0- 0	HOME	2- 0	0- 0	2- 0				
3- 1	0- 1	1- 0	AWAY	1- 0	0- 0	1- 0				
2- 0	0- 0	0- 0	NEUTRAL	2- 0	0- 0	0- 0				
10- 3	1- 1	4- 1	CONFERENCE	2- 1	2- 0	1- 0				
6- 1	0- 1	3- 0	HOME	1- 0	1- 0	1- 0				
4- 2	1- 0	1- 1	AWAY	1- 1	1- 0	0- 0				
0- 0	0- 0	0- 0	NEUTRAL	0- 0	0- 0	0- 0				

RPI	S	Opponent	Score	RPI	S	Opponent	Score	RPI	S	Opponent	Score	RPI	S	Opponent	Score
2	H	Baylor	68 63	27	H	Oregon St.	61 44	52	H	Southern California	72 64	127	H	Washington St.	85 64
4	H	Oregon	48 88	32	A	Buffalo	62 55	53	A	Tennessee	95 85	141	A	Colorado	80 69
13	A	Gonzaga	73 79	40	A	California	80 81	58	A	Utah	68 75	156	H	Washington	91 54
16	A	Arizona St.	72 65	40	H	California	75 50	71	N	FGCU	88 65	164	H	CSUN	69 43
				43	A	UCLA	65 51	73	A	Arizona	78 48	243	H	San Francisco	96 62
				43	H	UCLA	86 80	82	H	UC Davis	71 43	244	A	Hawaii	81 59
								84	H	Idaho	115 71				
								98	N	American	71 49				
LAST 12 Division I GAMES:															
				43	A	UCLA	65 51	141	A	Colorado	80 69				
				4	H	Oregon	48 88	127	H	Washington St.	85 64				
				27	H	Oregon St.	61 44	156	H	Washington	91 54				
				40	H	California	75 50	73	A	Arizona	78 48				
				40	A	California	80 81	16	A	Arizona St.	72 65				
				58	A	Utah	68 75	43	H	UCLA	86 80				

Non-Div I Games:

Stanford

Average RPI Win: 286	WON-LOST	WINNING	LAST 10	STRENGTH OF	OPP. STRENGTH	TEAM	ADJ.	CONF.	ADJ CONF.
Average RPI Loss: 120	RECORD	PCT. RANK	GAMES	SCHEDULE	OF SCHEDULE	RPI	RPI	RPI	RPI
DIV. I ONLY	11- 11	163	1- 0	247	218	206	206	24	24
DIV. I NON-CONF.	3- 9	271	0- 0	129	137	270	270	26	26
TOTALS	RPI 1-25	RPI 26-50	W-L RECORDS	RPI 51-100	RPI 101-150	RPI 150+			
11- 11	0- 2	0- 0	OVERALL	0- 3	0- 4	11- 2			
8- 2	0- 1	0- 0	HOME	0- 1	0- 0	8- 0			
3- 6	0- 1	0- 0	AWAY	0- 1	0- 3	3- 1			
0- 3	0- 0	0- 0	NEUTRAL	0- 1	0- 1	0- 1			
3- 9	0- 2	0- 0	NON-CONFERENCE	0- 3	0- 3	3- 1			
3- 2	0- 1	0- 0	HOME	0- 1	0- 0	3- 0			
0- 4	0- 1	0- 0	AWAY	0- 1	0- 2	0- 0			
0- 3	0- 0	0- 0	NEUTRAL	0- 1	0- 1	0- 1			
8- 2	0- 0	0- 0	CONFERENCE	0- 0	0- 1	8- 1			
5- 0	0- 0	0- 0	HOME	0- 0	0- 0	5- 0			
3- 2	0- 0	0- 0	AWAY	0- 0	0- 1	3- 1			
0- 0	0- 0	0- 0	NEUTRAL	0- 0	0- 0	0- 0			

RPI 1-25				RPI 26-50				RPI 51-100				RPI 101+ Team's RPI: 206			
RPI	S	Opponent	Score	RPI	S	Opponent	Score	RPI	S	Opponent	Score	RPI	S	Opponent	Score
15	H	UCF	55 78					53	A	Tennessee	55 65	134	A	Alabama	47 59
25	A	Texas	46 65					62	H	Penn	53 75	140	A	North Ala.	55 71
								77	N	Wright St.	44 57	145	N	Marist	69 76
												147	A	Tulsa	54 55
												227	H	North Dakota	74 63
												242	A	Liberty	68 56
												242	H	Liberty	69 52
												247	A	Jacksonville	69 56
												247	H	Jacksonville	54 46
												248	N	Hofstra	50 53
												274	A	North Florida	57 71
												305	H	Kennesaw St.	76 69
												312	H	NJIT	74 48
												324	H	North Dakota St.	60 59
												325	A	Lipscomb	80 65
												325	H	Lipscomb	76 49
												349	H	Florida A&M	69 44
LAST 12 Division I GAMES:															
247	H	Jacksonville	54 46	140	A	North Ala.	55 71								
242	A	Liberty	68 56	274	A	North Florida	57 71								
305	H	Kennesaw St.	76 69	325	A	Lipscomb	80 65								
247	A	Jacksonville	69 56	242	H	Liberty	69 52								
325	H	Lipscomb	76 49	62	H	Penn	53 75								
312	H	NJIT	74 48	324	H	North Dakota St.	60 59								

Non-Div I Games: Central St. (OH) 81 51 Webber Int'l 80 52

Stetson

RPI 1-25				RPI 26-50				RPI 51-100				RPI 101+				Team's RPI: 159	
RPI	S	Opponent	Score	RPI	S	Opponent	Score	RPI	S	Opponent	Score	RPI	S	Opponent	Score		
				28	A	Rutgers	47 61	72	A	Toledo	48 80	106	A	Hartford	62 73		
								74	H	Maine	54 68	106	H	Hartford	36 64		
												137	A	Penn St.	81 70		
												226	A	Sacred Heart	73 58		
												234	H	Albany (NY)	49 54		
												248	H	Hofstra	77 49		
												256	A	Binghamton	65 56		
												256	H	Binghamton	68 53		
												260	H	Cornell	63 61		
												264	H	St. Francis Brooklyn	74 67		
												268	A	Vermont	67 61		
												284	H	Ga. Southern	72 43		
												297	A	Manhattan	79 48		
												308	H	Wagner	70 45		
												311	H	UMBC	57 44		
												321	A	New Hampshire	82 63		
												323	A	Iona	53 51		
												326	A	UMass Lowell	64 47		
												326	H	UMass Lowell	76 56		
												344	H	Fairleigh Dickinson	63 49		
LAST 12 Division I GAMES:																	
				326	A	UMass Lowell	64 47	74	H	Maine	54 68						
				256	H	Binghamton	68 53	321	A	New Hampshire	82 63						
				106	A	Hartford	62 73	256	A	Binghamton	65 56						
				311	H	UMBC	57 44	326	H	UMass Lowell	76 56						
				268	A	Vermont	67 61	106	H	Hartford	36 64						
				234	H	Albany (NY)	49 54	264	H	St. Francis Brooklyn	74 67						

Non-Div I Games:	SUNY New Paltz	87	50
------------------	----------------	----	----

Average RPI Win:	95	WON-LOST	WINNING	LAST 10	STRENGTH OF	OPP. STRENGTH	TEAM	ADJ.	CONF.	ADJ CONF.
Average RPI Loss:	30	RECORD	PCT. RANK	GAMES	SCHEDULE	OF SCHEDULE	RPI	RPI	RPI	RPI
DIV. I ONLY	18- 6	43	0- 1	3	23	8	8	1	1	
DIV. I NON-CONF.	11- 2	32	0- 0	8	64	6	6	1	1	
TOTALS	RPI 1-25	RPI 26-50	W-L RECORDS	RPI 51-100	RPI 101-150	RPI 150+				
18- 6	2- 4	4- 1	OVERALL	5- 0	3- 1	4- 0				
9- 2	1- 2	2- 0	HOME	1- 0	2- 0	3- 0				
4- 4	0- 2	1- 1	AWAY	2- 0	1- 1	0- 0				
5- 0	1- 0	1- 0	NEUTRAL	2- 0	0- 0	1- 0				
11- 2	2- 1	2- 0	NON-CONFERENCE	2- 0	1- 1	4- 0				
6- 0	1- 0	1- 0	HOME	0- 0	1- 0	3- 0				
0- 2	0- 1	0- 0	AWAY	0- 0	0- 1	0- 0				
5- 0	1- 0	1- 0	NEUTRAL	2- 0	0- 0	1- 0				
7- 4	0- 3	2- 1	CONFERENCE	3- 0	2- 0	0- 0				
3- 2	0- 2	1- 0	HOME	1- 0	1- 0	0- 0				
4- 2	0- 1	1- 1	AWAY	2- 0	1- 0	0- 0				
0- 0	0- 0	0- 0	NEUTRAL	0- 0	0- 0	0- 0				

RPI	S	Opponent	Score	RPI	S	Opponent	Score	RPI	S	Opponent	Score	RPI	S	Opponent	Score
3	A	Louisville	51 76	30	H	North Carolina	90 77	56	N	Kansas St.	70 61	101	A	Minnesota	68 72
4	A	Oregon	73 75	31	N	DePaul	83 81	68	A	Virginia Tech	75 73	105	H	Boston College	96 69
7	H	NC State	73 77	39	H	Bucknell	70 56	85	N	Princeton	92 61	110	H	Towson	98 55
15	N	UCF	57 52	42	A	Georgia Tech	55 65	86	A	Duke	64 55	122	A	Pittsburgh	82 50
19	H	Texas A&M	75 65	46	A	Clemson	84 75	100	H	Virginia	72 68	165	N	Duquesne	87 71
21	H	Miami (FL)	71 84									177	H	UMES	96 51
												227	H	North Dakota	85 49
												233	H	Niagara	94 45
LAST 12 Division I GAMES:															
7	H	NC State	73 77	42	A	Georgia Tech	55 65								
105	H	Boston College	96 69	122	A	Pittsburgh	82 50								
3	A	Louisville	51 76	30	H	North Carolina	90 77								
100	H	Virginia	72 68	68	A	Virginia Tech	75 73								
86	A	Duke	64 55	46	A	Clemson	84 75								
21	H	Miami (FL)	71 84	15	N	UCF	57 52								

Non-Div I Games:

Syracuse

■ Loss,
 ■ Non-Conf,
 ■ S Site,
 ■ Home
 ■ Away
 N Neutral

Average RPI Win:	171	WON-LOST	WINNING	LAST 10	STRENGTH OF	OPP. STRENGTH	TEAM	ADJ.	CONF.	ADJ CONF.
Average RPI Loss:	31	RECORD	PCT. RANK	GAMES	SCHEDULE	OF SCHEDULE	RPI	RPI	RPI	RPI
DIV. I ONLY	18- 6	43	1- 0	76	44	35	35	3	3	
DIV. I NON-CONF.	10- 1	17	0- 0	293	235	85	85	3	3	
TOTALS	RPI 1-25	RPI 26-50	W-L RECORDS	RPI 51-100	RPI 101-150	RPI 150+				
18- 6	1- 4	0- 1	OVERALL	2- 0	5- 1	10- 0				
14- 1	1- 1	0- 0	HOME	1- 0	4- 0	8- 0				
4- 4	0- 3	0- 0	AWAY	1- 0	1- 1	2- 0				
0- 1	0- 0	0- 1	NEUTRAL	0- 0	0- 0	0- 0				
10- 1	0- 0	0- 1	NON-CONFERENCE	0- 0	1- 0	9- 0				
8- 0	0- 0	0- 0	HOME	0- 0	1- 0	7- 0				
2- 0	0- 0	0- 0	AWAY	0- 0	0- 0	2- 0				
0- 1	0- 0	0- 1	NEUTRAL	0- 0	0- 0	0- 0				
8- 5	1- 4	0- 0	CONFERENCE	2- 0	4- 1	1- 0				
6- 1	1- 1	0- 0	HOME	1- 0	3- 0	1- 0				
2- 4	0- 3	0- 0	AWAY	1- 0	1- 1	0- 0				
0- 0	0- 0	0- 0	NEUTRAL	0- 0	0- 0	0- 0				

RPI 1-25				RPI 26-50				Team's RPI: 35				RPI 51-100				RPI 101+			
RPI	S	Opponent	Score	RPI	S	Opponent	Score	RPI	S	Opponent	Score	RPI	S	Opponent	Score	RPI	S	Opponent	Score
2	A	Baylor	71 89	36	N	BYU	58 61	56	A	Kansas St.	61 47	112	A	Oklahoma St.	71 75				
2	H	Baylor	55 79					63	H	West Virginia	62 48	112	H	Oklahoma St.	69 55				
11	A	Iowa St.	54 92									129	H	Kansas	58 53				
11	H	Iowa St.	76 69									146	H	Montana St.	71 49				
25	A	Texas	67 73									148	A	Texas Tech	70 63				
												148	H	Texas Tech	78 70				
												158	H	Oklahoma	86 71				
												165	H	Duquesne	61 48				
												182	H	Sam Houston St.	72 59				
												185	H	Southern U.	69 40				
												198	A	Ole Miss	55 50				
												202	A	San Diego St.	81 64				
												221	H	SMU	65 63				
												292	H	Army West Point	63 38				
												310	H	Mississippi Val.	96 47				
												350	H	Alcorn	88 31				
LAST 12 Division I GAMES:																			
11	H	Iowa St.	76 69	158	H	Oklahoma	86 71												
2	A	Baylor	71 89	25	A	Texas	67 73												
148	A	Texas Tech	70 63	148	H	Texas Tech	78 70												
112	H	Oklahoma St.	69 55	2	H	Baylor	55 79												
56	A	Kansas St.	61 47	11	A	Iowa St.	54 92												
129	H	Kansas	58 53	112	A	Oklahoma St.	71 75												

Non-Div I Games:

TCU

■ Loss,
 ■ Non-Conf, S Site,
 ■ Home
 ■ Away
 N Neutral

Average RPI Win:	235	WON-LOST	WINNING	LAST 10	STRENGTH OF	OPP. STRENGTH	TEAM	ADJ.	CONF.	ADJ CONF.
Average RPI Loss:	83	RECORD	PCT. RANK	GAMES	SCHEDULE	OF SCHEDULE	RPI	RPI	RPI	RPI
DIV. I ONLY	8- 15	256	0- 1	75	86	166	166	9	9	
DIV. I NON-CONF.	4- 9	252	0- 0	160	75	212	212	9	9	
TOTALS	RPI 1-25	RPI 26-50	W-L RECORDS	RPI 51-100	RPI 101-150	RPI 150+				
8- 15	0- 4	0- 2	OVERALL	0- 3	2- 4	6- 2				
5- 3	0- 1	0- 0	HOME	0- 0	1- 2	4- 0				
3- 11	0- 3	0- 2	AWAY	0- 2	1- 2	2- 2				
0- 1	0- 0	0- 0	NEUTRAL	0- 1	0- 0	0- 0				
4- 9	0- 2	0- 2	NON-CONFERENCE	0- 2	0- 1	4- 2				
3- 0	0- 0	0- 0	HOME	0- 0	0- 0	3- 0				
1- 8	0- 2	0- 2	AWAY	0- 1	0- 1	1- 2				
0- 1	0- 0	0- 0	NEUTRAL	0- 1	0- 0	0- 0				
4- 6	0- 2	0- 0	CONFERENCE	0- 1	2- 3	2- 0				
2- 3	0- 1	0- 0	HOME	0- 0	1- 2	1- 0				
2- 3	0- 1	0- 0	AWAY	0- 1	1- 1	1- 0				
0- 0	0- 0	0- 0	NEUTRAL	0- 0	0- 0	0- 0				

RPI 1-25				RPI 26-50				RPI 51-100				RPI 101+				Team's RPI: 166	
RPI	S	Opponent	Score	RPI	S	Opponent	Score	RPI	S	Opponent	Score	RPI	S	Opponent	Score		
6	A	UConn	74 109	31	A	DePaul	88 102	62	A	Penn	62 71	103	A	Houston	65 78		
6	H	UConn	67 88	41	A	Villanova	68 76	78	A	Cincinnati	52 72	103	H	Houston	76 65		
14	A	South Carolina	60 88					92	N	Radford	50 56	131	H	Tulane	57 66		
21	A	Miami (FL)	61 73									145	A	Marist	68 74		
												147	A	Tulsa	75 61		
												149	H	South Fla.	53 63		
												165	A	Duquesne	53 54		
												196	H	East Carolina	84 62		
												198	A	Ole Miss	55 62		
												237	A	Saint Joseph's	58 52		
												246	A	Wichita St.	65 40		
												285	H	La Salle	75 47		
												323	H	Iona	59 39		
												345	H	Delaware St.	75 61		
LAST 12 Division I GAMES:																	
6	A	UConn	74 109	6	H	UConn	67 88										
103	H	Houston	76 65	78	A	Cincinnati	52 72										
246	A	Wichita St.	65 40	103	A	Houston	65 78										
147	A	Tulsa	75 61	131	H	Tulane	57 66										
196	H	East Carolina	84 62	149	H	South Fla.	53 63										
62	A	Penn	62 71	165	A	Duquesne	53 54										

Non-Div I Games:

Temple

Tennessee

Through Games Of Feb. 15, 2019

Average RPI Win:	160	WON-LOST	WINNING	LAST 10	STRENGTH OF	OPP. STRENGTH	TEAM	ADJ.	CONF.	ADJ CONF.
Average RPI Loss:	48	RECORD	PCT. RANK	GAMES	SCHEDULE	OF SCHEDULE	RPI	RPI	RPI	RPI
DIV. I ONLY	16- 8	82	1- 0	37	62	53	53	5	5	
DIV. I NON-CONF.	11- 2	32	1- 0	61	92	29	29	5	5	
TOTALS	RPI 1-25	RPI 26-50	W-L RECORDS	RPI 51-100	RPI 101-150	RPI 150+				
16- 8	1- 5	1- 0	OVERALL	4- 1	2- 2	8- 0				
10- 5	0- 4	0- 0	HOME	3- 1	0- 0	7- 0				
4- 3	1- 1	0- 0	AWAY	1- 0	1- 2	1- 0				
2- 0	0- 0	1- 0	NEUTRAL	0- 0	1- 0	0- 0				
11- 2	1- 2	1- 0	NON-CONFERENCE	1- 0	2- 0	6- 0				
7- 2	0- 2	0- 0	HOME	1- 0	0- 0	6- 0				
2- 0	1- 0	0- 0	AWAY	0- 0	1- 0	0- 0				
2- 0	0- 0	1- 0	NEUTRAL	0- 0	1- 0	0- 0				
5- 6	0- 3	0- 0	CONFERENCE	3- 1	0- 2	2- 0				
3- 3	0- 2	0- 0	HOME	2- 1	0- 0	1- 0				
2- 3	0- 1	0- 0	AWAY	1- 0	0- 2	1- 0				
0- 0	0- 0	0- 0	NEUTRAL	0- 0	0- 0	0- 0				

RPI	S	Opponent	Score	RPI	S	Opponent	Score	RPI	S	Opponent	Score	RPI	S	Opponent	Score
1	H	Notre Dame	62 77	46	N	Clemson	78 66	57	A	Auburn	78 69	107	A	Georgia	62 66
5	H	Stanford	85 95					57	H	Auburn	73 62	112	A	Oklahoma St.	76 63
10	A	Mississippi St.	63 91					60	H	LSU	74 65	120	N	UAB	73 69
22	H	Kentucky	71 73					69	H	Belmont	84 76	134	A	Alabama	65 86
24	H	Missouri	64 66					83	H	Arkansas	79 80	186	A	Vanderbilt	82 65
25	A	Texas	88 82									197	H	UNC Asheville	73 46
												206	H	Stetson	65 55
												217	H	Florida	67 50
												254	H	ETSU	80 61
												279	H	Murray St.	98 77
												333	H	Presbyterian	97 49
												349	H	Florida A&M	96 31
LAST 12 Division I GAMES:															
120	N	UAB	73 69	1	H	Notre Dame	62 77	83	H	Arkansas	79 80	134	A	Alabama	65 86
57	H	Auburn	73 62					107	A	Georgia	62 66	22	H	Kentucky	71 73
10	A	Mississippi St.	63 91					24	H	Missouri	64 66				
186	A	Vanderbilt	82 65												
217	H	Florida	67 50												
60	H	LSU	74 65												

Non-Div I Games:

Tennessee

■ Loss,
 ■ Non-Conf, S Site,
 ■ Home
 ■ Away
 N Neutral

Average RPI Win:	290	WON-LOST	WINNING	LAST 10	STRENGTH OF	OPP. STRENGTH	TEAM	ADJ.	CONF.	ADJ CONF.
Average RPI Loss:	147	RECORD	PCT. RANK	GAMES	SCHEDULE	OF SCHEDULE	RPI	RPI	RPI	RPI
DIV. I ONLY	4- 21	327	0- 1	151	181	291	291	20	20	
DIV. I NON-CONF.	0- 12	336	0- 0	154	95	327	327	21	21	
TOTALS	RPI 1-25	RPI 26-50	W-L RECORDS	RPI 51-100	RPI 101-150	RPI 150+				
4- 21	0- 1	0- 1	OVERALL	0- 4	0- 7	4- 8				
2- 6	0- 0	0- 0	HOME	0- 1	0- 4	2- 1				
2- 12	0- 1	0- 1	AWAY	0- 2	0- 2	2- 6				
0- 3	0- 0	0- 0	NEUTRAL	0- 1	0- 1	0- 1				
0- 12	0- 1	0- 1	NON-CONFERENCE	0- 2	0- 2	0- 6				
0- 1	0- 0	0- 0	HOME	0- 0	0- 1	0- 0				
0- 8	0- 1	0- 1	AWAY	0- 1	0- 0	0- 5				
0- 3	0- 0	0- 0	NEUTRAL	0- 1	0- 1	0- 1				
4- 9	0- 0	0- 0	CONFERENCE	0- 2	0- 5	4- 2				
2- 5	0- 0	0- 0	HOME	0- 1	0- 3	2- 1				
2- 4	0- 0	0- 0	AWAY	0- 1	0- 2	2- 1				
0- 0	0- 0	0- 0	NEUTRAL	0- 0	0- 0	0- 0				

RPI 1-25				RPI 26-50				RPI 51-100				RPI 101+ Team's RPI: 291			
RPI	S	Opponent	Score	RPI	S	Opponent	Score	RPI	S	Opponent	Score	RPI	S	Opponent	Score
3	A	Louisville	52 107	31	A	DePaul	73 95	69	A	Belmont	46 80	111	H	South Alabama	56 78
								69	H	Belmont	65 89	122	N	Pittsburgh	56 78
								83	N	Arkansas	55 79	128	A	Tennessee Tech	65 76
								97	A	Troy	67 92	128	H	Tennessee Tech	59 69
												132	H	UT Martin	61 73
												135	A	Morehead St.	55 71
												135	H	Morehead St.	62 85
												176	N	Wisconsin	53 58
												186	A	Vanderbilt	63 89
												192	A	Ball St.	51 90
												200	H	Jacksonville St.	52 62
												213	A	Marshall	59 80
												219	H	Southeast Mo. St.	62 59
												261	A	Austin Peay	47 74
												279	A	Murray St.	65 61
												301	A	Alabama A&M	57 67
												325	A	Lipscomb	62 64
												331	A	Eastern Ky.	57 31
												331	H	Eastern Ky.	60 38
LAST 12 Division I GAMES:															
69	H	Belmont	65 89	261	A	Austin Peay	47 74								
331	A	Eastern Ky.	57 31	69	A	Belmont	46 80								
135	A	Morehead St.	55 71	128	A	Tennessee Tech	65 76								
219	H	Southeast Mo. St.	62 59	135	H	Morehead St.	62 85								
132	H	UT Martin	61 73	331	H	Eastern Ky.	60 38								
279	A	Murray St.	65 61	200	H	Jacksonville St.	52 62								

Non-Div I Games:

Tennessee St.

■ Loss,
 ■ Non-Conf,
 ■ S Site,
 ■ H Home
 ■ A Away
 N Neutral

Average RPI Win:	237	WON-LOST	WINNING	LAST 10	STRENGTH OF	OPP. STRENGTH	TEAM	ADJ.	CONF.	ADJ CONF.
Average RPI Loss:	157	RECORD	PCT. RANK	GAMES	SCHEDULE	OF SCHEDULE	RPI	RPI	RPI	RPI
DIV. I ONLY	16- 6	60	1- 0	293	237	128	128	20	20	
DIV. I NON-CONF.	6- 3	91	0- 0	270	197	124	124	21	21	
TOTALS	RPI 1-25	RPI 26-50	W-L RECORDS	RPI 51-100	RPI 101-150	RPI 150+				
16- 6	0- 0	0- 0	OVERALL	2- 2	1- 1	13- 3				
8- 1	0- 0	0- 0	HOME	1- 0	0- 0	7- 1				
8- 4	0- 0	0- 0	AWAY	1- 1	1- 1	6- 2				
0- 1	0- 0	0- 0	NEUTRAL	0- 1	0- 0	0- 0				
6- 3	0- 0	0- 0	NON-CONFERENCE	1- 2	0- 0	5- 1				
3- 0	0- 0	0- 0	HOME	1- 0	0- 0	2- 0				
3- 2	0- 0	0- 0	AWAY	0- 1	0- 0	3- 1				
0- 1	0- 0	0- 0	NEUTRAL	0- 1	0- 0	0- 0				
10- 3	0- 0	0- 0	CONFERENCE	1- 0	1- 1	8- 2				
5- 1	0- 0	0- 0	HOME	0- 0	0- 0	5- 1				
5- 2	0- 0	0- 0	AWAY	1- 0	1- 1	3- 1				
0- 0	0- 0	0- 0	NEUTRAL	0- 0	0- 0	0- 0				

RPI 1-25			RPI 26-50			RPI 51-100			RPI 101+			Team's RPI: 128
RPI	S	Opponent	Score	RPI	S	Opponent	Score	RPI	S	Opponent	Score	
						51	H Middle Tenn.	68 64	132	A	UT Martin	80 76
						69	A Belmont	77 72	135	A	Morehead St.	56 77
						70	N Old Dominion	73 80	174	A	Xavier	60 70
						83	A Arkansas	42 65	197	H	UNC Asheville	60 53
									200	A	Jacksonville St.	66 49
									200	H	Jacksonville St.	62 59
									219	A	Southeast Mo. St.	53 62
									245	H	SIUE	79 55
									246	A	Wichita St.	55 45
									261	H	Austin Peay	65 72
									277	H	Eastern Ill.	99 88
									279	H	Murray St.	74 65
									291	A	Tennessee St.	69 59
									291	H	Tennessee St.	76 65
									319	A	Charleston So.	77 55
									325	A	Lipscomb	67 52
									331	A	Eastern Ky.	81 68
									339	H	Western Caro.	77 58
LAST 12 Division I GAMES:												
200	H	Jacksonville St.	62 59	135	A	Morehead St.	56 77					
132	A	UT Martin	80 76	200	A	Jacksonville St.	66 49					
219	A	Southeast Mo. St.	53 62	291	H	Tennessee St.	76 65					
279	H	Murray St.	74 65	277	H	Eastern Ill.	99 88					
261	H	Austin Peay	65 72	245	H	SIUE	79 55					
331	A	Eastern Ky.	81 68	69	A	Belmont	77 72					

Non-Div I Games: Tenn. Wesleyan 100 58 Cumberland (TN) 88 55

Tennessee Tech

Loss, Non-Conf, S Site, H Home A Away N Neutral

Average RPI Win:	151	WON-LOST	WINNING	LAST 10	STRENGTH OF	OPP. STRENGTH	TEAM	ADJ.	CONF.	ADJ CONF.
Average RPI Loss:	37	RECORD	PCT. RANK	GAMES	SCHEDULE	OF SCHEDULE	RPI	RPI	RPI	RPI
DIV. I ONLY	20- 5	27	2- 0	48	65	25	25	3	3	
DIV. I NON-CONF.	10- 2	37	2- 0	116	191	55	55	3	3	
TOTALS	RPI 1-25	RPI 26-50	W-L RECORDS	RPI 51-100	RPI 101-150	RPI 150+				
20- 5	1- 2	2- 0	OVERALL	2- 3	6- 0	9- 0				
9- 4	0- 2	1- 0	HOME	0- 2	2- 0	6- 0				
8- 1	1- 0	0- 0	AWAY	1- 1	3- 0	3- 0				
3- 0	0- 0	1- 0	NEUTRAL	1- 0	1- 0	0- 0				
10- 2	0- 1	1- 0	NON-CONFERENCE	1- 1	1- 0	7- 0				
5- 2	0- 1	0- 0	HOME	0- 1	0- 0	5- 0				
2- 0	0- 0	0- 0	AWAY	0- 0	0- 0	2- 0				
3- 0	0- 0	1- 0	NEUTRAL	1- 0	1- 0	0- 0				
10- 3	1- 1	1- 0	CONFERENCE	1- 2	5- 0	2- 0				
4- 2	0- 1	1- 0	HOME	0- 1	2- 0	1- 0				
6- 1	1- 0	0- 0	AWAY	1- 1	3- 0	1- 0				
0- 0	0- 0	0- 0	NEUTRAL	0- 0	0- 0	0- 0				

RPI 1-25				RPI 26-50				RPI 51-100				RPI 101+			
RPI	S	Opponent	Score	RPI	S	Opponent	Score	RPI	S	Opponent	Score	RPI	S	Opponent	Score
2	H	Baylor	68 74	35	H	TCU	73 67	53	H	Tennessee	82 88	112	A	Oklahoma St.	61 55
10	H	Mississippi St.	49 67	49	N	Michigan	69 52	56	A	Kansas St.	69 87	112	H	Oklahoma St.	60 51
11	A	Iowa St.	64 62					63	A	West Virginia	70 58	121	N	Fordham	72 54
								63	H	West Virginia	58 64	129	A	Kansas	91 73
								64	N	Quinnipiac	56 55	129	H	Kansas	62 43
												148	A	Texas Tech	78 71
												158	A	Oklahoma	76 67
												158	H	Oklahoma	73 63
												165	H	Duquesne	78 41
												173	A	North Texas	64 54
												206	H	Stetson	65 46
												222	A	UTRGV	81 66
												300	H	UTSA	98 54
												327	H	McNeese	96 40
												330	H	Northwestern St.	104 66
LAST 12 Division I GAMES:															
121	N	Fordham	72 54	63	H	West Virginia	58 64								
49	N	Michigan	69 52	148	A	Texas Tech	78 71								
112	A	Oklahoma St.	61 55	129	H	Kansas	62 43								
129	A	Kansas	91 73	35	H	TCU	73 67								
2	H	Baylor	68 74	56	A	Kansas St.	69 87								
158	A	Oklahoma	76 67	11	A	Iowa St.	64 62								

Non-Div I Games:

Texas

 Loss,
 Non-Conf,
 S Site,
 H Home
 A Away
N Neutral

Average RPI Win:	132	WON-LOST	WINNING	LAST 10	STRENGTH OF	OPP. STRENGTH	TEAM	ADJ.	CONF.	ADJ CONF.
Average RPI Loss:	34	RECORD	PCT. RANK	GAMES	SCHEDULE	OF SCHEDULE	RPI	RPI	RPI	RPI
DIV. I ONLY	19- 5	32	1- 0	41	48	19	19	5	5	
DIV. I NON-CONF.	11- 2	32	0- 0	34	102	18	18	5	5	
TOTALS	RPI 1-25	RPI 26-50	W-L RECORDS	RPI 51-100	RPI 101-150	RPI 150+				
19- 5	1- 3	3- 0	OVERALL	3- 2	3- 0	9- 0				
11- 2	1- 1	1- 0	HOME	2- 1	1- 0	6- 0				
6- 3	0- 2	1- 0	AWAY	1- 1	2- 0	2- 0				
2- 0	0- 0	1- 0	NEUTRAL	0- 0	0- 0	1- 0				
11- 2	0- 1	3- 0	NON-CONFERENCE	1- 1	1- 0	6- 0				
7- 1	0- 0	1- 0	HOME	1- 1	0- 0	5- 0				
2- 1	0- 1	1- 0	AWAY	0- 0	1- 0	0- 0				
2- 0	0- 0	1- 0	NEUTRAL	0- 0	0- 0	1- 0				
8- 3	1- 2	0- 0	CONFERENCE	2- 1	2- 0	3- 0				
4- 1	1- 1	0- 0	HOME	1- 0	1- 0	1- 0				
4- 2	0- 1	0- 0	AWAY	1- 1	1- 0	2- 0				
0- 0	0- 0	0- 0	NEUTRAL	0- 0	0- 0	0- 0				

RPI	S	Opponent	Score	RPI	S	Opponent	Score	RPI	S	Opponent	Score	RPI	S	Opponent	Score
8	A	Syracuse	65 75	27	N	Oregon St.	76 70	52	H	Southern California	71 51	103	A	Houston	68 52
14	H	South Carolina	57 60	34	H	Rice	65 54	57	A	Auburn	69 67	107	A	Georgia	76 66
22	H	Kentucky	73 71	50	A	Little Rock	61 40	60	A	LSU	52 63	134	H	Alabama	70 43
24	A	Missouri	65 70					60	H	LSU	59 55	163	N	UC Riverside	70 63
								66	H	Lamar University	68 74	183	H	Arkansas St.	97 56
												186	A	Vanderbilt	50 43
												186	H	Vanderbilt	69 53
												198	A	Ole Miss	72 60
												201	H	Prairie View	70 57
												222	H	UTRGV	84 61
												247	H	Jacksonville	73 53
												281	H	Central Ark.	84 27
LAST 12 Division I GAMES:															
60	H	LSU	59 55	107	A	Georgia	76 66								
24	A	Missouri	65 70	134	H	Alabama	70 43								
198	A	Ole Miss	72 60	186	A	Vanderbilt	50 43								
186	H	Vanderbilt	69 53	60	A	LSU	52 63								
22	H	Kentucky	73 71	14	H	South Carolina	57 60								
57	A	Auburn	69 67	222	H	UTRGV	84 61								

Non-Div I Games:

Texas A&M

Average RPI Win:	277	WON-LOST	WINNING	LAST 10	STRENGTH OF	OPP. STRENGTH	TEAM	ADJ.	CONF.	ADJ CONF.
Average RPI Loss:	159	RECORD	PCT. RANK	GAMES	SCHEDULE	OF SCHEDULE	RPI	RPI	RPI	RPI
DIV. I ONLY	8- 11	220	1- 0	237	322	212	212	29	29	
DIV. I NON-CONF.	2- 7	288	0- 0	40	277	163	163	28	28	
TOTALS	RPI 1-25	RPI 26-50	W-L RECORDS	RPI 51-100	RPI 101-150	RPI 150+				
8- 11	0- 1	0- 1	OVERALL	0- 1	0- 2	8- 6				
3- 2	0- 0	0- 0	HOME	0- 0	0- 0	3- 2				
5- 7	0- 1	0- 1	AWAY	0- 1	0- 2	5- 2				
0- 2	0- 0	0- 0	NEUTRAL	0- 0	0- 0	0- 2				
2- 7	0- 1	0- 1	NON-CONFERENCE	0- 1	0- 2	2- 2				
0- 0	0- 0	0- 0	HOME	0- 0	0- 0	0- 0				
2- 5	0- 1	0- 1	AWAY	0- 1	0- 2	2- 0				
0- 2	0- 0	0- 0	NEUTRAL	0- 0	0- 0	0- 2				
6- 4	0- 0	0- 0	CONFERENCE	0- 0	0- 0	6- 4				
3- 2	0- 0	0- 0	HOME	0- 0	0- 0	3- 2				
3- 2	0- 0	0- 0	AWAY	0- 0	0- 0	3- 2				
0- 0	0- 0	0- 0	NEUTRAL	0- 0	0- 0	0- 0				

RPI 1-25				RPI 26-50				RPI 51-100				RPI 101+ Team's RPI: 212			
RPI	S	Opponent	Score	RPI	S	Opponent	Score	RPI	S	Opponent	Score	RPI	S	Opponent	Score
23	A	Michigan St.	45 91	34	A	Rice	71 76	61	A	SFA	55 74	131	A	Tulane	56 62
												148	A	Texas Tech	55 75
												157	N	Abilene Christian	39 81
												180	N	Nicholls St.	57 58
												185	A	Southern U.	61 63
												201	A	Prairie View	52 44
												201	H	Prairie View	73 67
												222	A	UTRGV	69 55
												223	H	Grambling	67 75
												252	H	Alabama St.	51 58
												289	H	Jackson St.	76 67
												301	H	Alabama A&M	53 45
												310	A	Mississippi Val.	68 50
												346	A	Savannah St.	65 41
												347	A	Ark.-Pine Bluff	59 58
												350	A	Alcorn	52 53
LAST 12 Division I GAMES:															
201	H	Prairie View	73 67	223	H	Grambling	67 75								
301	H	Alabama A&M	53 45	201	A	Prairie View	52 44								
252	H	Alabama St.	51 58	185	A	Southern U.	61 63								
310	A	Mississippi Val.	68 50	350	A	Alcorn	52 53								
347	A	Ark.-Pine Bluff	59 58	148	A	Texas Tech	55 75								
289	H	Jackson St.	76 67	61	A	SFA	55 74								

Non-Div I Games: Huston-Tillotson 72 36 Paul Quinn 83 54

Texas Southern

Loss, Non-Conf, S Site, H Home A Away N Neutral

Average RPI Win:	216	WON-LOST	WINNING	LAST 10	STRENGTH OF	OPP. STRENGTH	TEAM	ADJ.	CONF.	ADJ CONF.
Average RPI Loss:	124	RECORD	PCT. RANK	GAMES	SCHEDULE	OF SCHEDULE	RPI	RPI	RPI	RPI
DIV. I ONLY	8- 14	248	0- 1	119	128	178	178	12	12	
DIV. I NON-CONF.	3- 7	256	0- 1	91	150	185	185	15	15	
TOTALS	RPI 1-25	RPI 26-50	W-L RECORDS	RPI 51-100	RPI 101-150	RPI 150+				
8- 14	0- 1	0- 2	OVERALL	0- 2	1- 6	7- 3				
3- 5	0- 0	0- 0	HOME	0- 0	0- 3	3- 2				
5- 8	0- 1	0- 1	AWAY	0- 2	1- 3	4- 1				
0- 1	0- 0	0- 1	NEUTRAL	0- 0	0- 0	0- 0				
3- 7	0- 1	0- 1	NON-CONFERENCE	0- 1	0- 3	3- 1				
1- 2	0- 0	0- 0	HOME	0- 0	0- 1	1- 1				
2- 4	0- 1	0- 0	AWAY	0- 1	0- 2	2- 0				
0- 1	0- 0	0- 1	NEUTRAL	0- 0	0- 0	0- 0				
5- 7	0- 0	0- 1	CONFERENCE	0- 1	1- 3	4- 2				
2- 3	0- 0	0- 0	HOME	0- 0	0- 2	2- 1				
3- 4	0- 0	0- 1	AWAY	0- 1	1- 1	2- 1				
0- 0	0- 0	0- 0	NEUTRAL	0- 0	0- 0	0- 0				

RPI 1-25				RPI 26-50				RPI 51-100				RPI 101+				Team's RPI: 178	
RPI	S	Opponent	Score	RPI	S	Opponent	Score	RPI	S	Opponent	Score	RPI	S	Opponent	Score		
24	A	Missouri	50 69	48	N	Saint Mary's (CA)	62 89	54	A	New Mexico	51 82	112	A	Oklahoma St.	55 66		
				50	A	Little Rock	47 62	96	A	UT Arlington	53 68	131	A	Tulane	61 67		
												136	A	Georgia St.	69 60		
												136	H	Georgia St.	34 57		
												142	A	Appalachian St.	56 77		
												142	H	Appalachian St.	49 62		
												146	H	Montana St.	59 67		
												171	H	Oral Roberts	64 81		
												180	H	Nicholls St.	72 67		
												183	A	Arkansas St.	85 62		
												183	H	Arkansas St.	68 54		
												193	A	Coastal Caro.	70 77		
												193	H	Coastal Caro.	73 58		
												265	A	A&M-Corpus Christi	60 53		
												284	A	Ga. Southern	64 52		
												284	H	Ga. Southern	55 65		
												300	A	UTSA	68 60		
LAST 12 Division I GAMES:																	
131	A	Tulane	61 67	96	A	UT Arlington	53 68										
146	H	Montana St.	59 67	284	H	Ga. Southern	55 65										
180	H	Nicholls St.	72 67	136	H	Georgia St.	34 57										
183	H	Arkansas St.	68 54	183	A	Arkansas St.	85 62										
193	A	Coastal Caro.	70 77	50	A	Little Rock	47 62										
142	A	Appalachian St.	56 77	142	H	Appalachian St.	49 62										

Non-Div I Games: UNKNOWN 92 39 Tex. A&M Int'l 89 25

Texas St.

Average RPI Win:	200	WON-LOST	WINNING	LAST 10	STRENGTH OF	OPP. STRENGTH	TEAM	ADJ.	CONF.	ADJ CONF.
Average RPI Loss:	66	RECORD	PCT. RANK	GAMES	SCHEDULE	OF SCHEDULE	RPI	RPI	RPI	RPI
DIV. I ONLY	11- 13	192	0- 1	50	75	148	148	3	3	
DIV. I NON-CONF.	9- 2	43	0- 0	258	278	111	111	3	3	
TOTALS	RPI 1-25	RPI 26-50	W-L RECORDS	RPI 51-100	RPI 101-150	RPI 150+				
11- 13	0- 4	0- 2	OVERALL	1- 4	2- 1	8- 2				
10- 6	0- 2	0- 1	HOME	1- 3	2- 0	7- 0				
1- 7	0- 2	0- 1	AWAY	0- 1	0- 1	1- 2				
0- 0	0- 0	0- 0	NEUTRAL	0- 0	0- 0	0- 0				
9- 2	0- 0	0- 0	NON-CONFERENCE	1- 1	0- 0	8- 1				
8- 1	0- 0	0- 0	HOME	1- 1	0- 0	7- 0				
1- 1	0- 0	0- 0	AWAY	0- 0	0- 0	1- 1				
0- 0	0- 0	0- 0	NEUTRAL	0- 0	0- 0	0- 0				
2- 11	0- 4	0- 2	CONFERENCE	0- 3	2- 1	0- 1				
2- 5	0- 2	0- 1	HOME	0- 2	2- 0	0- 0				
0- 6	0- 2	0- 1	AWAY	0- 1	0- 1	0- 1				
0- 0	0- 0	0- 0	NEUTRAL	0- 0	0- 0	0- 0				

RPI 1-25				RPI 26-50				RPI 51-100				RPI 101+ Team's RPI: 148			
RPI	S	Opponent	Score	RPI	S	Opponent	Score	RPI	S	Opponent	Score	RPI	S	Opponent	Score
2	A	Baylor	37 96	35	A	TCU	70 78	56	H	Kansas St.	62 66	112	A	Oklahoma St.	57 65
2	H	Baylor	56 73	35	H	TCU	63 70	61	H	SFA	77 69	112	H	Oklahoma St.	90 78
11	A	Iowa St.	66 105					63	A	West Virginia	65 68	129	H	Kansas	69 66
25	H	Texas	71 78					63	H	West Virginia	72 75	157	H	Abilene Christian	105 54
								84	H	Idaho	77 88	158	A	Oklahoma	61 66
												185	H	Southern U.	76 58
												200	H	Jacksonville St.	71 58
												212	H	Texas Southern	75 55
												217	A	Florida	67 72
												240	A	Nevada	86 67
												265	H	A&M-Corpus Christi	78 61
												298	H	La.-Monroe	86 42
												337	H	Houston Baptist	82 76
LAST 12 Division I GAMES:															
63	H	West Virginia	72 75	63	A	West Virginia	65 68								
112	H	Oklahoma St.	90 78	56	H	Kansas St.	62 66								
35	H	TCU	63 70	35	A	TCU	70 78								
2	A	Baylor	37 96	112	A	Oklahoma St.	57 65								
11	A	Iowa St.	66 105	129	H	Kansas	69 66								
25	H	Texas	71 78	2	H	Baylor	56 73								

Non-Div I Games:

Texas Tech

■ Loss,
 ■ Non-Conf,
 ■ S Site,
 ■ H Home
 ■ A Away
 N Neutral

Average RPI Win:	201	WON-LOST	WINNING	LAST 10	STRENGTH OF	OPP. STRENGTH	TEAM	ADJ.	CONF.	ADJ CONF.
Average RPI Loss:	71	RECORD	PCT. RANK	GAMES	SCHEDULE	OF SCHEDULE	RPI	RPI	RPI	RPI
DIV. I ONLY	15- 7	76	1- 0	109	114	72	72	7	7	
DIV. I NON-CONF.	8- 3	72	0- 0	178	195	78	78	8	8	
TOTALS	RPI 1-25	RPI 26-50	W-L RECORDS	RPI 51-100	RPI 101-150	RPI 150+				
15- 7	0- 1	2- 1	OVERALL	1- 3	0- 2	12- 0				
9- 2	0- 1	2- 0	HOME	0- 1	0- 0	7- 0				
6- 5	0- 0	0- 1	AWAY	1- 2	0- 2	5- 0				
0- 0	0- 0	0- 0	NEUTRAL	0- 0	0- 0	0- 0				
8- 3	0- 1	0- 0	NON-CONFERENCE	1- 1	0- 1	7- 0				
4- 1	0- 1	0- 0	HOME	0- 0	0- 0	4- 0				
4- 2	0- 0	0- 0	AWAY	1- 1	0- 1	3- 0				
0- 0	0- 0	0- 0	NEUTRAL	0- 0	0- 0	0- 0				
7- 4	0- 0	2- 1	CONFERENCE	0- 2	0- 1	5- 0				
5- 1	0- 0	2- 0	HOME	0- 1	0- 0	3- 0				
2- 3	0- 0	0- 1	AWAY	0- 1	0- 1	2- 0				
0- 0	0- 0	0- 0	NEUTRAL	0- 0	0- 0	0- 0				

RPI 1-25				RPI 26-50				RPI 51-100				Team's RPI: 72	RPI 101+			
RPI	S	Opponent	Score	RPI	S	Opponent	Score	RPI	S	Opponent	Score		RPI	S	Opponent	Score
1	H	Notre Dame	56 72	26	H	Central Mich.	62 59	59	A	Miami (OH)	64 65		116	A	Dayton	49 70
				32	A	Buffalo	63 73	69	A	Belmont	78 69		139	A	Akron	64 70
				33	H	Ohio	76 50	74	A	Maine	59 73		159	H	Stony Brook	80 48
								79	H	Kent St.	47 58		165	H	Duquesne	65 52
													192	H	Ball St.	65 58
													194	H	Eastern Mich.	63 43
													210	A	Bowling Green	79 65
													210	H	Bowling Green	76 56
													232	A	Memphis	58 48
													276	A	Western Mich.	80 57
													278	A	Cleveland St.	65 60
													306	A	Valparaiso	65 59
													323	H	Iona	84 38
													335	H	Detroit Mercy	77 60
LAST 12 Division I GAMES:																
				33	H	Ohio	76 50					210	A	Bowling Green	79 65	
				194	H	Eastern Mich.	63 43					276	A	Western Mich.	80 57	
				32	A	Buffalo	63 73					79	H	Kent St.	47 58	
				210	H	Bowling Green	76 56					59	A	Miami (OH)	64 65	
				139	A	Akron	64 70					192	H	Ball St.	65 58	
				26	H	Central Mich.	62 59					335	H	Detroit Mercy	77 60	

Non-Div I Games:

Toledo

Average RPI Win: 211	WON-LOST	WINNING	LAST 10	STRENGTH OF	OPP. STRENGTH	TEAM	ADJ.	CONF.	ADJ CONF.
Average RPI Loss: 118	RECORD	PCT. RANK	GAMES	SCHEDULE	OF SCHEDULE	RPI	RPI	RPI	RPI
DIV. I ONLY	14- 9	113	1- 0	205	110	110	110	10	10
DIV. I NON-CONF.	6- 5	143	0- 0	300	125	167	167	10	10
TOTALS	RPI 1-25	RPI 26-50	W-L RECORDS	RPI 51-100	RPI 101-150	RPI 150+			
14- 9	0- 1	0- 1	OVERALL	2- 2	2- 2	10- 3			
7- 1	0- 0	0- 0	HOME	1- 0	1- 0	5- 1			
7- 8	0- 1	0- 1	AWAY	1- 2	1- 2	5- 2			
0- 0	0- 0	0- 0	NEUTRAL	0- 0	0- 0	0- 0			
6- 5	0- 1	0- 0	NON-CONFERENCE	0- 1	0- 1	6- 2			
3- 0	0- 0	0- 0	HOME	0- 0	0- 0	3- 0			
3- 5	0- 1	0- 0	AWAY	0- 1	0- 1	3- 2			
0- 0	0- 0	0- 0	NEUTRAL	0- 0	0- 0	0- 0			
8- 4	0- 0	0- 1	CONFERENCE	2- 1	2- 1	4- 1			
4- 1	0- 0	0- 0	HOME	1- 0	1- 0	2- 1			
4- 3	0- 0	0- 1	AWAY	1- 1	1- 1	2- 0			
0- 0	0- 0	0- 0	NEUTRAL	0- 0	0- 0	0- 0			

RPI 1-25				RPI 26-50				RPI 51-100				RPI 101+ Team's RPI: 110			
RPI	S	Opponent	Score	RPI	S	Opponent	Score	RPI	S	Opponent	Score	RPI	S	Opponent	Score
8	A	Syracuse	55 98	37	A	James Madison	59 71	63	A	West Virginia	43 90	115	A	UNCW	73 77
								80	A	Drexel	55 54	115	H	UNCW	82 61
								87	A	Northeastern	68 77	119	A	Wake Forest	53 60
								87	H	Northeastern	88 83	144	A	Delaware	56 48
												168	H	William & Mary	69 80
												195	H	Elon	59 58
												204	H	Massachusetts	78 53
												205	A	George Washington	63 76
												213	A	Marshall	76 69
												237	A	Saint Joseph's	73 52
												248	A	Hofstra	68 56
												248	H	Hofstra	92 68
												263	A	Mt. St. Mary's	78 87
												285	H	La Salle	92 68
												288	A	Col. of Charleston	77 61
												302	H	Loyola Maryland	62 57
												311	A	UMBC	71 62
LAST 12 Division I GAMES:															
115	H	UNCW	82 61	115	A	UNCW	73 77								
87	A	Northeastern	68 77	288	A	Col. of Charleston	77 61								
248	A	Hofstra	68 56	248	H	Hofstra	92 68								
37	A	James Madison	59 71	87	H	Northeastern	88 83								
168	H	William & Mary	69 80	144	A	Delaware	56 48								
195	H	Elon	59 58	80	A	Drexel	55 54								

Non-Div I Games:

Towson

■ Loss,
 ■ Non-Conf, S Site,
 ■ Home
 ■ Away
 N Neutral

Average RPI Win:	222	WON-LOST	WINNING	LAST 10	STRENGTH OF	OPP. STRENGTH	TEAM	ADJ.	CONF.	ADJ CONF.
Average RPI Loss:	84	RECORD	PCT. RANK	GAMES	SCHEDULE	OF SCHEDULE	RPI	RPI	RPI	RPI
DIV. I ONLY	16- 6	60	0- 1	220	129	97	97	12	12	
DIV. I NON-CONF.	8- 2	52	0- 0	292	162	106	106	15	15	
TOTALS	RPI 1-25	RPI 26-50	W-L RECORDS	RPI 51-100	RPI 101-150	RPI 150+				
16- 6	0- 1	1- 1	OVERALL	0- 1	1- 3	14- 0				
7- 2	0- 0	1- 0	HOME	0- 1	0- 1	6- 0				
7- 4	0- 1	0- 1	AWAY	0- 0	1- 2	6- 0				
2- 0	0- 0	0- 0	NEUTRAL	0- 0	0- 0	2- 0				
8- 2	0- 1	0- 0	NON-CONFERENCE	0- 1	0- 0	8- 0				
3- 1	0- 0	0- 0	HOME	0- 1	0- 0	3- 0				
3- 1	0- 1	0- 0	AWAY	0- 0	0- 0	3- 0				
2- 0	0- 0	0- 0	NEUTRAL	0- 0	0- 0	2- 0				
8- 4	0- 0	1- 1	CONFERENCE	0- 0	1- 3	6- 0				
4- 1	0- 0	1- 0	HOME	0- 0	0- 1	3- 0				
4- 3	0- 0	0- 1	AWAY	0- 0	1- 2	3- 0				
0- 0	0- 0	0- 0	NEUTRAL	0- 0	0- 0	3- 0				

RPI 1-25				RPI 26-50				RPI 51-100				Team's RPI: 97	RPI 101+			
RPI	S	Opponent	Score	RPI	S	Opponent	Score	RPI	S	Opponent	Score		RPI	S	Opponent	Score
18	A	Florida St.	67 103	50	A	Little Rock	72 76	51	H	Middle Tenn.	64 67		111	A	South Alabama	77 80
				50	H	Little Rock	71 66						136	A	Georgia St.	80 84
													136	H	Georgia St.	70 85
													142	A	Appalachian St.	83 72
													182	N	Sam Houston St.	84 79
													183	A	Arkansas St.	100 89
													183	H	Arkansas St.	87 79
													193	A	Coastal Caro.	82 81
													198	A	Ole Miss	71 54
													200	A	Jacksonville St.	89 63
													252	H	Alabama St.	116 46
													253	H	Louisiana	90 64
													254	A	ETSU	84 66
													273	H	Samford	72 52
													284	A	Ga. Southern	97 81
													291	H	Tennessee St.	92 67
													298	H	La.-Monroe	78 56
													310	N	Mississippi Val.	75 54
LAST 12 Division I GAMES:																
				136	H	Georgia St.	70 85					136	A	Georgia St.	80 84	
				183	A	Arkansas St.	100 89					284	A	Ga. Southern	97 81	
				50	A	Little Rock	72 76					183	H	Arkansas St.	87 79	
				111	A	South Alabama	77 80					50	H	Little Rock	71 66	
				253	H	Louisiana	90 64					142	A	Appalachian St.	83 72	
				298	H	La.-Monroe	78 56					193	A	Coastal Caro.	82 81	

Non-Div I Games: Talladega 91 70

Troy

RPI 1-25				RPI 26-50				RPI 51-100				RPI 101+ Team's RPI: 131			
RPI	S	Opponent	Score	RPI	S	Opponent	Score	RPI	S	Opponent	Score	RPI	S	Opponent	Score
6	H	UConn	33 75	26	N	Central Mich.	68 57	60	A	LSU	56 54	134	A	Alabama	58 69
15	H	UCF	61 59	40	N	California	57 65	70	H	Old Dominion	48 56	147	A	Tulsa	67 72
												149	A	South Fla.	46 73
												149	H	South Fla.	45 50
												156	H	Washington	63 51
												166	A	Temple	66 57
												178	H	Texas St.	67 61
												180	H	Nicholls St.	71 46
												190	H	Southern Miss.	71 54
												196	A	East Carolina	61 63
												196	H	East Carolina	68 57
												212	H	Texas Southern	62 56
												221	A	SMU	61 43
												232	A	Memphis	62 61
												246	H	Wichita St.	44 62
												278	N	Cleveland St.	81 72
												294	H	Fla. Atlantic	88 45
												349	N	Florida A&M	78 34
LAST 12 Division I GAMES:															
178	H	Texas St.	67 61	246	H	Wichita St.	44 62								
15	H	UCF	61 59	149	A	South Fla.	46 73								
147	A	Tulsa	67 72	6	H	UConn	33 75								
149	H	South Fla.	45 50	221	A	SMU	61 43								
196	A	East Carolina	61 63	166	A	Temple	66 57								
232	A	Memphis	62 61	196	H	East Carolina	68 57								

Tulane

Page 296

Average RPI Win:	195	WON-LOST	WINNING	LAST 10	STRENGTH OF	OPP. STRENGTH	TEAM	ADJ.	CONF.	ADJ CONF.
Average RPI Loss:	96	RECORD	PCT. RANK	GAMES	SCHEDULE	OF SCHEDULE	RPI	RPI	RPI	RPI
DIV. I ONLY	11- 12	179	0- 1	82	98	147	147	9	9	
DIV. I NON-CONF.	6- 7	172	0- 1	53	84	120	120	9	9	
TOTALS	RPI 1-25	RPI 26-50	W-L RECORDS	RPI 51-100	RPI 101-150	RPI 150+				
11- 12	0- 2	0- 1	OVERALL	0- 5	2- 1	9- 3				
8- 4	0- 0	0- 1	HOME	0- 2	1- 0	7- 1				
2- 8	0- 2	0- 0	AWAY	0- 3	0- 1	2- 2				
1- 0	0- 0	0- 0	NEUTRAL	0- 0	1- 0	0- 0				
6- 7	0- 1	0- 1	NON-CONFERENCE	0- 4	1- 0	5- 1				
4- 2	0- 0	0- 1	HOME	0- 1	0- 0	4- 0				
1- 5	0- 1	0- 0	AWAY	0- 3	0- 0	1- 1				
1- 0	0- 0	0- 0	NEUTRAL	0- 0	1- 0	0- 0				
5- 5	0- 1	0- 0	CONFERENCE	0- 1	1- 1	4- 2				
4- 2	0- 0	0- 0	HOME	0- 1	1- 0	3- 1				
1- 3	0- 1	0- 0	AWAY	0- 0	0- 1	1- 1				
0- 0	0- 0	0- 0	NEUTRAL	0- 0	0- 0	0- 0				

RPI 1-25				RPI 26-50				RPI 51-100				RPI 101+ Team's RPI: 147			
RPI	S	Opponent	Score	RPI	S	Opponent	Score	RPI	S	Opponent	Score	RPI	S	Opponent	Score
15	A	UCF	44 60	50	H	Little Rock	53 63	61	A	SFA	34 76	103	A	Houston	44 76
16	A	Arizona St.	52 70					69	A	Belmont	53 78	131	H	Tulane	72 67
								78	H	Cincinnati	50 70	134	N	Alabama	80 73
								83	H	Arkansas	59 61	157	H	Abilene Christian	75 63
								98	A	American	52 68	166	H	Temple	61 75
												171	A	Oral Roberts	76 68
												183	A	Arkansas St.	60 73
												184	H	Saint Louis	86 75
												196	A	East Carolina	75 55
												206	H	Stetson	55 54
												221	H	SMU	49 35
												232	A	Memphis	56 59
												232	H	Memphis	46 39
												246	H	Wichita St.	63 49
												269	H	UTEP	66 45
LAST 12 Division I GAMES:															
16	A	Arizona St.	52 70	78	H	Cincinnati	50 70								
131	H	Tulane	72 67	15	A	UCF	44 60								
221	H	SMU	49 35	196	A	East Carolina	75 55								
232	A	Memphis	56 59	232	H	Memphis	46 39								
166	H	Temple	61 75	246	H	Wichita St.	63 49								
103	A	Houston	44 76	269	H	UTEP	66 45								

Non-Div I Games:

Tulsa

■ Loss,
 ■ Non-Conf, S Site,
 ■ Home
 ■ Away
 N Neutral

Average RPI Win:	243	WON-LOST	WINNING	LAST 10	STRENGTH OF	OPP. STRENGTH	TEAM	ADJ.	CONF.	ADJ CONF.
Average RPI Loss:	88	RECORD	PCT. RANK	GAMES	SCHEDULE	OF SCHEDULE	RPI	RPI	RPI	RPI
DIV. I ONLY	19- 5	32	0- 1	303	187	120	120	14	14	
DIV. I NON-CONF.	11- 1	13	0- 1	336	258	122	122	18	18	
TOTALS	RPI 1-25	RPI 26-50	W-L RECORDS	RPI 51-100	RPI 101-150	RPI 150+				
19- 5	0- 0	0- 1	OVERALL	2- 2	1- 1	16- 1				
8- 2	0- 0	0- 1	HOME	0- 0	1- 1	7- 0				
9- 2	0- 0	0- 0	AWAY	2- 1	0- 0	7- 1				
2- 1	0- 0	0- 0	NEUTRAL	0- 1	0- 0	2- 0				
11- 1	0- 0	0- 0	NON-CONFERENCE	1- 1	1- 0	9- 0				
5- 0	0- 0	0- 0	HOME	0- 0	1- 0	4- 0				
4- 0	0- 0	0- 0	AWAY	1- 0	0- 0	3- 0				
2- 1	0- 0	0- 0	NEUTRAL	0- 1	0- 0	2- 0				
8- 4	0- 0	0- 1	CONFERENCE	1- 1	0- 1	7- 1				
3- 2	0- 0	0- 1	HOME	0- 0	0- 1	3- 0				
5- 2	0- 0	0- 0	AWAY	1- 1	0- 0	4- 1				
0- 0	0- 0	0- 0	NEUTRAL	0- 0	0- 0	0- 0				

RPI S	Opponent	Score	RPI S	Opponent	Score	RPI S	Opponent	Score	RPI S	Opponent	Score	Team's RPI: 120
34	H Rice	43 55	51	A Middle Tenn.	44 60	142	H Appalachian St.	80 61				
			53	N Tennessee	69 73	150	H Louisiana Tech	68 73				
			70	A Old Dominion	69 61	151	A Charlotte	56 60				
			71	A FGCU	62 60	158	N Oklahoma	89 84				
						173	H North Texas	70 60				
						190	H Southern Miss.	71 60				
						213	H Marshall	77 59				
						232	H Memphis	85 54				
						252	A Alabama St.	62 47				
						269	A UTEP	74 48				
						273	A Samford	66 41				
						294	A Fla. Atlantic	89 64				
						300	A UTSA	59 42				
						301	H Alabama A&M	82 47				
						318	A FIU	83 59				
						327	H McNeese	91 48				
						328	N Coppin St.	86 61				
						348	A Chicago St.	90 45				
						350	H Alcorn	80 53				
LAST 12 Division I GAMES:												
53	N Tennessee	69 73	173	H North Texas	70 60							
213	H Marshall	77 59	300	A UTSA	59 42							
151	A Charlotte	56 60	269	A UTEP	74 48							
70	A Old Dominion	69 61	190	H Southern Miss.	71 60							
51	A Middle Tenn.	44 60	150	H Louisiana Tech	68 73							
34	H Rice	43 55	318	A FIU	83 59							

Non-Div I Games: Ala.-Huntsville 83 58

UAB

■ Loss,
 ■ Non-Conf,
 ■ S Site,
 ■ Home
 ■ A Away
 N Neutral

Average RPI Win:	217	WON-LOST	WINNING	LAST 10	STRENGTH OF	OPP. STRENGTH	TEAM	ADJ.	CONF.	ADJ CONF.
Average RPI Loss:	125	RECORD	PCT. RANK	GAMES	SCHEDULE	OF SCHEDULE	RPI	RPI	RPI	RPI
DIV. I ONLY	17- 6	52	0- 1	215	155	82	82	22	22	
DIV. I NON-CONF.	7- 5	132	0- 1	204	61	118	118	20	20	
TOTALS	RPI 1-25	RPI 26-50	W-L RECORDS	RPI 51-100	RPI 101-150	RPI 150+				
17- 6	0- 1	1- 0	OVERALL	0- 1	1- 2	15- 2				
8- 1	0- 0	1- 0	HOME	0- 1	0- 0	7- 0				
8- 5	0- 1	0- 0	AWAY	0- 0	1- 2	7- 2				
1- 0	0- 0	0- 0	NEUTRAL	0- 0	0- 0	1- 0				
7- 5	0- 1	1- 0	NON-CONFERENCE	0- 1	1- 2	5- 1				
3- 1	0- 0	1- 0	HOME	0- 1	0- 0	2- 0				
3- 4	0- 1	0- 0	AWAY	0- 0	1- 2	2- 1				
1- 0	0- 0	0- 0	NEUTRAL	0- 0	0- 0	1- 0				
10- 1	0- 0	0- 0	CONFERENCE	0- 0	0- 0	10- 1				
5- 0	0- 0	0- 0	HOME	0- 0	0- 0	5- 0				
5- 1	0- 0	0- 0	AWAY	0- 0	0- 0	5- 1				
0- 0	0- 0	0- 0	NEUTRAL	0- 0	0- 0	0- 0				

RPI 1-25				RPI 26-50				RPI 51-100				Team's RPI: 82	RPI 101+			
RPI	S	Opponent	Score	RPI	S	Opponent	Score	RPI	S	Opponent	Score		RPI	S	Opponent	Score
5	A	Stanford	43 71	48	H	Saint Mary's (CA)	76 74	88	H	Pacific	80 83		113	A	Loyola Marymount	53 60
													127	A	Washington St.	75 62
													133	A	Portland St.	50 65
													161	H	UC Irvine	80 57
													163	A	UC Riverside	67 59
													163	H	UC Riverside	72 59
													164	A	CSUN	60 49
													164	H	CSUN	70 54
													169	A	Montana	56 62
													224	A	Sacramento St.	109 60
													240	N	Nevada	84 68
													243	A	San Francisco	70 68
													244	A	Hawaii	60 65
													250	A	Cal St. Fullerton	75 39
													250	H	Cal St. Fullerton	75 51
													266	H	Long Beach St.	70 50
													282	H	Southern Utah	68 45
													295	A	UC Santa Barbara	70 44
													313	A	Cal Poly	85 61
													342	H	Seattle U	76 59
LAST 12 Division I GAMES:																
				169	A	Montana	56 62	250	A	Cal St. Fullerton	75 39					
				163	H	UC Riverside	72 59	164	A	CSUN	60 49					
				313	A	Cal Poly	85 61	161	H	UC Irvine	80 57					
				295	A	UC Santa Barbara	70 44	250	H	Cal St. Fullerton	75 51					
				164	H	CSUN	70 54	244	A	Hawaii	60 65					
				266	H	Long Beach St.	70 50	163	A	UC Riverside	67 59					

Non-Div I Games: Dominican (CA) 92 42

UC Davis

Average RPI Win:	257	WON-LOST	WINNING	LAST 10	STRENGTH OF	OPP. STRENGTH	TEAM	ADJ.	CONF.	ADJ CONF.
Average RPI Loss:	139	RECORD	PCT. RANK	GAMES	SCHEDULE	OF SCHEDULE	RPI	RPI	RPI	RPI
DIV. I ONLY	15- 5	43	1- 0	334	221	161	161	22	22	
DIV. I NON-CONF.	9- 2	43	0- 0	318	224	141	141	20	20	
TOTALS	RPI 1-25	RPI 26-50	W-L RECORDS	RPI 51-100	RPI 101-150	RPI 150+				
15- 5	0- 1	0- 0	OVERALL	0- 1	1- 0	14- 3				
8- 2	0- 0	0- 0	HOME	0- 0	0- 0	8- 2				
5- 3	0- 1	0- 0	AWAY	0- 1	1- 0	4- 1				
2- 0	0- 0	0- 0	NEUTRAL	0- 0	0- 0	2- 0				
9- 2	0- 1	0- 0	NON-CONFERENCE	0- 0	1- 0	8- 1				
4- 1	0- 0	0- 0	HOME	0- 0	0- 0	4- 1				
3- 1	0- 1	0- 0	AWAY	0- 0	1- 0	2- 0				
2- 0	0- 0	0- 0	NEUTRAL	0- 0	0- 0	2- 0				
6- 3	0- 0	0- 0	CONFERENCE	0- 1	0- 0	6- 2				
4- 1	0- 0	0- 0	HOME	0- 0	0- 0	4- 1				
2- 2	0- 0	0- 0	AWAY	0- 1	0- 0	2- 1				
0- 0	0- 0	0- 0	NEUTRAL	0- 0	0- 0	0- 0				

RPI 1-25				RPI 26-50				RPI 51-100				RPI 101+ Team's RPI: 161			
RPI	S	Opponent	Score	RPI	S	Opponent	Score	RPI	S	Opponent	Score	RPI	S	Opponent	Score
4	A	Oregon	69 115					82	A	UC Davis	57 80	133	A	Portland St.	73 68
												163	A	UC Riverside	72 88
												164	H	CSUN	65 61
												167	A	Portland	84 69
												187	N	Indiana St.	77 61
												199	H	UNLV	57 55
												202	H	San Diego St.	70 78
												244	H	Hawaii	68 70
												250	H	Cal St. Fullerton	65 61
												266	A	Long Beach St.	48 46
												280	H	CSU Bakersfield	85 78
												282	H	Southern Utah	75 58
												295	H	UC Santa Barbara	74 68
												313	A	Cal Poly	75 59
												313	H	Cal Poly	73 57
												317	A	San Jose St.	74 66
												342	H	Seattle U	65 60
												351	N	LIU Brooklyn	84 71
LAST 12 Division I GAMES:															
266	A	Long Beach St.	48 46	163	A	UC Riverside	72 88								
250	H	Cal St. Fullerton	65 61	164	H	CSUN	65 61								
244	H	Hawaii	68 70	313	A	Cal Poly	75 59								
295	H	UC Santa Barbara	74 68	342	H	Seattle U	65 60								
313	H	Cal Poly	73 57	4	A	Oregon	69 115								
82	A	UC Davis	57 80	133	A	Portland St.	73 68								

Non-Div I Games: LIFE Pacific 105 31

UC Irvine

■ Loss,
 ■ Non-Conf, S Site,
 ■ Home
 ■ Away
 N Neutral

UC Riverside

Through Games Of Feb. 15, 2019

Average RPI Win:	239	WON-LOST	WINNING	LAST 10	STRENGTH OF	OPP. STRENGTH	TEAM	ADJ.	CONF.	ADJ CONF.
Average RPI Loss:	130	RECORD	PCT. RANK	GAMES	SCHEDULE	OF SCHEDULE	RPI	RPI	RPI	RPI
DIV. I ONLY	11- 12	179	1- 0	135	211	163	163	22	22	
DIV. I NON-CONF.	6- 8	199	1- 0	124	187	156	156	20	20	
TOTALS	RPI 1-25	RPI 26-50	W-L RECORDS	RPI 51-100	RPI 101-150	RPI 150+				
11- 12	0- 2	0- 1	OVERALL	0- 3	0- 1	11- 5				
6- 2	0- 0	0- 0	HOME	0- 1	0- 0	6- 1				
4- 7	0- 0	0- 1	AWAY	0- 2	0- 1	4- 3				
1- 3	0- 2	0- 0	NEUTRAL	0- 0	0- 0	1- 1				
6- 8	0- 2	0- 1	NON-CONFERENCE	0- 1	0- 1	6- 3				
3- 0	0- 0	0- 0	HOME	0- 0	0- 0	3- 0				
2- 5	0- 0	0- 1	AWAY	0- 1	0- 1	2- 2				
1- 3	0- 2	0- 0	NEUTRAL	0- 0	0- 0	1- 1				
5- 4	0- 0	0- 0	CONFERENCE	0- 2	0- 0	5- 2				
3- 2	0- 0	0- 0	HOME	0- 1	0- 0	3- 1				
2- 2	0- 0	0- 0	AWAY	0- 1	0- 0	2- 1				
0- 0	0- 0	0- 0	NEUTRAL	0- 0	0- 0	0- 0				

RPI	S	Opponent	Score	RPI	S	Opponent	Score	RPI	S	Opponent	Score	RPI	S	Opponent	Score	Team's RPI: 163
4	N	Oregon	44 94	36	A	BYU	70 72	52	A	Southern California	55 73	112	A	Oklahoma St.	51 76	
19	N	Texas A&M	63 70					82	A	UC Davis	59 72	155	H	New Mexico St.	65 64	
								82	H	UC Davis	59 67	161	H	UC Irvine	88 72	
												164	A	CSUN	56 69	
												181	N	Eastern Wash.	57 45	
												191	N	Milwaukee	54 56	
												193	H	Coastal Caro.	62 43	
												244	A	Hawaii	60 55	
												250	H	Cal St. Fullerton	62 59	
												262	A	California Baptist	57 65	
												266	A	Long Beach St.	73 59	
												266	H	Long Beach St.	45 63	
												280	A	CSU Bakersfield	79 67	
												282	H	Southern Utah	56 50	
												286	A	Utah Valley	53 56	
												295	H	UC Santa Barbara	73 60	
												322	A	Weber St.	71 39	
LAST 12 Division I GAMES:																
282	H	Southern Utah	56 50	164	A	CSUN	56 69									
82	A	UC Davis	59 72	161	H	UC Irvine	88 72									
250	H	Cal St. Fullerton	62 59	266	H	Long Beach St.	45 63									
295	H	UC Santa Barbara	73 60	82	H	UC Davis	59 67									
244	A	Hawaii	60 55	280	A	CSU Bakersfield	79 67									
266	A	Long Beach St.	73 59	155	H	New Mexico St.	65 64									

Non-Div I Games:

UC Riverside

■ Loss,
 ■ Non-Conf,
 ■ S Site,
 ■ Home
 ■ A Away
 N Neutral

Average RPI Win:	235	WON-LOST	WINNING	LAST 10	STRENGTH OF	OPP. STRENGTH	TEAM	ADJ.	CONF.	ADJ CONF.
Average RPI Loss:	175	RECORD	PCT. RANK	GAMES	SCHEDULE	OF SCHEDULE	RPI	RPI	RPI	RPI
DIV. I ONLY	5- 18	311	1- 0	201	242	295	295	22	22	
DIV. I NON-CONF.	3- 10	278	1- 0	170	245	276	276	20	20	
TOTALS	RPI 1-25	RPI 26-50	W-L RECORDS	RPI 51-100	RPI 101-150	RPI 150+				
5- 18	0- 0	0- 2	OVERALL	0- 3	0- 1	5- 12				
3- 8	0- 0	0- 1	HOME	0- 1	0- 1	3- 5				
1- 10	0- 0	0- 1	AWAY	0- 2	0- 0	1- 7				
1- 0	0- 0	0- 0	NEUTRAL	0- 0	0- 0	1- 0				
3- 10	0- 0	0- 2	NON-CONFERENCE	0- 2	0- 1	3- 5				
1- 5	0- 0	0- 1	HOME	0- 0	0- 1	1- 3				
1- 5	0- 0	0- 1	AWAY	0- 2	0- 0	1- 2				
1- 0	0- 0	0- 0	NEUTRAL	0- 0	0- 0	1- 0				
2- 8	0- 0	0- 0	CONFERENCE	0- 1	0- 0	2- 7				
2- 3	0- 0	0- 0	HOME	0- 1	0- 0	2- 2				
0- 5	0- 0	0- 0	AWAY	0- 0	0- 0	0- 5				
0- 0	0- 0	0- 0	NEUTRAL	0- 0	0- 0	0- 0				

RPI S	Opponent	Score	RPI S	Opponent	Score	RPI S	Opponent	Score	RPI S	Opponent	Score	Team's RPI: 295
40	A California	45 69	52	A Southern California	39 82	113	H Loyola Marymount	57 70				
48	H Saint Mary's (CA)	55 80	82	H UC Davis	44 70	155	H New Mexico St.	73 81				
			88	A Pacific	53 69	161	A UC Irvine	68 74				
						163	A UC Riverside	60 73				
						164	A CSUN	65 73				
						164	H CSUN	61 60				
						199	A UNLV	51 69				
						202	A San Diego St.	63 58				
						203	N Dartmouth	62 56				
						244	A Hawaii	49 72				
						244	H Hawaii	35 47				
						250	H Cal St. Fullerton	52 59				
						262	H California Baptist	64 76				
						266	H Long Beach St.	60 54				
						280	H CSU Bakersfield	48 56				
						286	A Utah Valley	54 63				
						313	A Cal Poly	67 75				
						338	H Grand Canyon	66 55				
LAST 12 Division I GAMES:												
203	N Dartmouth	62 56	244	H Hawaii	35 47							
244	A Hawaii	49 72	250	H Cal St. Fullerton	52 59							
164	H CSUN	61 60	266	H Long Beach St.	60 54							
82	H UC Davis	44 70	313	A Cal Poly	67 75							
163	A UC Riverside	60 73	164	A CSUN	65 73							
161	A UC Irvine	68 74	155	H New Mexico St.	73 81							

Non-Div I Games:

UC Santa Barbara

■ Loss,
■ Non-Conf,
■ S Site,
■ H Home
■ A Away
N Neutral

Average RPI Win:	156	WON-LOST	WINNING	LAST 10	STRENGTH OF	OPP. STRENGTH	TEAM	ADJ.	CONF.	ADJ CONF.
Average RPI Loss:	43	RECORD	PCT. RANK	GAMES	SCHEDULE	OF SCHEDULE	RPI	RPI	RPI	RPI
DIV. I ONLY	20- 4	17	0- 1	64	73	15	15	9	9	
DIV. I NON-CONF.	11- 2	32	0- 0	60	33	14	14	9	9	
TOTALS	RPI 1-25	RPI 26-50	W-L RECORDS	RPI 51-100	RPI 101-150	RPI 150+				
20- 4	0- 2	1- 1	OVERALL	3- 0	7- 1	9- 0				
9- 0	0- 0	1- 0	HOME	2- 0	4- 0	2- 0				
10- 3	0- 1	0- 1	AWAY	1- 0	3- 1	6- 0				
1- 1	0- 1	0- 0	NEUTRAL	0- 0	0- 0	1- 0				
11- 2	0- 1	1- 1	NON-CONFERENCE	2- 0	3- 0	5- 0				
4- 0	0- 0	1- 0	HOME	1- 0	1- 0	1- 0				
6- 1	0- 0	0- 1	AWAY	1- 0	2- 0	3- 0				
1- 1	0- 1	0- 0	NEUTRAL	0- 0	0- 0	1- 0				
9- 2	0- 1	0- 0	CONFERENCE	1- 0	4- 1	4- 0				
5- 0	0- 0	0- 0	HOME	1- 0	3- 0	1- 0				
4- 2	0- 1	0- 0	AWAY	0- 0	1- 1	3- 0				
0- 0	0- 0	0- 0	NEUTRAL	0- 0	0- 0	0- 0				

RPI	S	Opponent	Score	RPI	S	Opponent	Score	RPI	S	Opponent	Score	RPI	S	Opponent	Score
6	A	UConn	57 93	26	A	Central Mich.	68 75	64	A	Quinnipiac	47 45	103	H	Houston	58 56
8	N	Syracuse	52 57	41	H	Villanova	71 56	78	H	Cincinnati	56 55	122	A	Pittsburgh	61 58
								88	H	Pacific	64 57	131	A	Tulane	59 61
												143	H	Chattanooga	75 37
												144	A	Delaware	71 60
												147	H	Tulsa	60 44
												149	A	South Fla.	62 49
												149	H	South Fla.	66 63
												160	A	Mercer	76 42
												165	A	Duquesne	71 63
												196	A	East Carolina	61 58
												206	A	Stetson	78 55
												221	A	SMU	66 54
												221	H	SMU	55 43
												232	A	Memphis	68 55
												242	N	Liberty	53 45
												255	H	Richmond	70 48
LAST 12 Division I GAMES:															
131	A	Tulane	59 61	221	H	SMU	55 43								
221	A	SMU	66 54	147	H	Tulsa	60 44								
149	H	South Fla.	66 63	78	H	Cincinnati	56 55								
103	H	Houston	58 56	149	A	South Fla.	62 49								
6	A	UConn	57 93	232	A	Memphis	68 55								
196	A	East Carolina	61 58	64	A	Quinnipiac	47 45								

Non-Div I Games:

UCF

U
C
L
AU
C
L
A

UCLA

Page 304

U

con

U

con

UConn

Page 305

Average RPI Win:	313	WON-LOST	WINNING	LAST 10	STRENGTH OF	OPP. STRENGTH	TEAM	ADJ.	CONF.	ADJ CONF.
Average RPI Loss:	178	RECORD	PCT. RANK	GAMES	SCHEDULE	OF SCHEDULE	RPI	RPI	RPI	RPI
DIV. I ONLY	3- 22	339	0- 1	283	225	336	336	21	21	
DIV. I NON-CONF.	2- 9	297	0- 0	243	213	311	311	17	17	
TOTALS	RPI 1-25	RPI 26-50	W-L RECORDS	RPI 51-100	RPI 101-150	RPI 150+				
3- 22	0- 1	0- 1	OVERALL	0- 5	0- 3	3- 12				
2- 8	0- 0	0- 1	HOME	0- 2	0- 1	2- 4				
1- 12	0- 1	0- 0	AWAY	0- 3	0- 2	1- 6				
0- 2	0- 0	0- 0	NEUTRAL	0- 0	0- 0	0- 2				
2- 9	0- 1	0- 1	NON-CONFERENCE	0- 2	0- 0	2- 5				
1- 3	0- 0	0- 1	HOME	0- 1	0- 0	1- 1				
1- 4	0- 1	0- 0	AWAY	0- 1	0- 0	1- 2				
0- 2	0- 0	0- 0	NEUTRAL	0- 0	0- 0	0- 2				
1- 13	0- 0	0- 0	CONFERENCE	0- 3	0- 3	1- 7				
1- 5	0- 0	0- 0	HOME	0- 1	0- 1	1- 3				
0- 8	0- 0	0- 0	AWAY	0- 2	0- 2	0- 4				
0- 0	0- 0	0- 0	NEUTRAL	0- 0	0- 0	0- 0				

RPI 1-25				RPI 26-50				RPI 51-100				RPI 101+ Team's RPI: 336			
RPI	S	Opponent	Score	RPI	S	Opponent	Score	RPI	S	Opponent	Score	RPI	S	Opponent	Score
9	A	Marquette	32 96	43	H	UCLA	47 78	59	H	Miami (OH)	56 65	114	A	Youngstown St.	29 81
								66	A	Green Bay	32 62	114	H	Youngstown St.	59 83
								77	A	Wright St.	47 72	124	A	IUPUI	43 71
								77	H	Wright St.	46 79	187	A	Indiana St.	53 60
								89	A	Northwestern	44 87	191	A	Milwaukee	53 72
												194	A	Eastern Mich.	38 52
												225	H	Loyola Chicago	60 75
												272	A	Northern Ky.	44 78
												272	H	Northern Ky.	49 67
												278	A	Cleveland St.	53 71
												278	H	Cleveland St.	48 74
												289	N	Jackson St.	57 72
												293	N	Fairfield	60 68
												299	H	Oakland	69 65
												306	H	Valparaiso	75 65
												334	A	Evansville	62 54
												335	A	Detroit Mercy	45 62
												335	H	Detroit Mercy	36 42
LAST 12 Division I GAMES:															
335	A	Detroit Mercy	45 62	66	A	Green Bay	32 62								
114	H	Youngstown St.	59 83	124	A	IUPUI	43 71								
278	H	Cleveland St.	48 74	335	H	Detroit Mercy	36 42								
272	A	Northern Ky.	44 78	299	H	Oakland	69 65								
77	A	Wright St.	47 72	278	A	Cleveland St.	53 71								
191	A	Milwaukee	53 72	114	A	Youngstown St.	29 81								

Non-Div I Games:

UIC

■ Loss,
 ■ Non-Conf,
 ■ S Site,
 ■ H Home
 ■ A Away
 N Neutral

Average RPI Win:	310	WON-LOST	WINNING	LAST 10	STRENGTH OF	OPP. STRENGTH	TEAM	ADJ.	CONF.	ADJ CONF.
Average RPI Loss:	173	RECORD	PCT. RANK	GAMES	SCHEDULE	OF SCHEDULE	RPI	RPI	RPI	RPI
DIV. I ONLY	5- 16	306	0- 1	276	255	311	311	23	23	
DIV. I NON-CONF.	4- 6	212	0- 0	303	263	278	278	25	25	
TOTALS	RPI 1-25	RPI 26-50	W-L RECORDS	RPI 51-100	RPI 101-150	RPI 150+				
5- 16	0- 1	0- 0	OVERALL	0- 3	0- 3	5- 9				
1- 9	0- 0	0- 0	HOME	0- 1	0- 2	1- 6				
2- 7	0- 1	0- 0	AWAY	0- 2	0- 1	2- 3				
2- 0	0- 0	0- 0	NEUTRAL	0- 0	0- 0	2- 0				
4- 6	0- 1	0- 0	NON-CONFERENCE	0- 1	0- 1	4- 3				
0- 4	0- 0	0- 0	HOME	0- 0	0- 1	0- 3				
2- 2	0- 1	0- 0	AWAY	0- 1	0- 0	2- 0				
2- 0	0- 0	0- 0	NEUTRAL	0- 0	0- 0	2- 0				
1- 10	0- 0	0- 0	CONFERENCE	0- 2	0- 2	1- 6				
1- 5	0- 0	0- 0	HOME	0- 1	0- 1	1- 3				
0- 5	0- 0	0- 0	AWAY	0- 1	0- 1	0- 3				
0- 0	0- 0	0- 0	NEUTRAL	0- 0	0- 0	0- 0				

RPI 1-25				RPI 26-50				RPI 51-100				RPI 101+ Team's RPI: 311			
RPI	S	Opponent	Score	RPI	S	Opponent	Score	RPI	S	Opponent	Score	RPI	S	Opponent	Score
17	A	Maryland	61 92					74	A	Maine	44 84	106	A	Hartford	47 92
								74	H	Maine	45 58	106	H	Hartford	52 66
								98	A	American	42 64	110	H	Towson	62 71
												159	A	Stony Brook	44 57
												177	H	UMES	67 73
												234	A	Albany (NY)	44 64
												248	H	Hofstra	42 45
												256	A	Binghamton	45 67
												256	H	Binghamton	46 58
												263	H	Mt. St. Mary's	52 65
												268	H	Vermont	44 58
												296	A	Morgan St.	73 68
												300	N	UTSA	72 58
												305	N	Kennesaw St.	57 53
												321	H	New Hampshire	64 62
												326	H	UMass Lowell	55 67
												328	A	Coppin St.	57 52
LAST 12 Division I GAMES:															
256	H	Binghamton	46 58	234	A	Albany (NY)	44 64								
74	H	Maine	45 58	256	A	Binghamton	45 67								
106	A	Hartford	47 92	326	H	UMass Lowell	55 67								
159	A	Stony Brook	44 57	106	H	Hartford	52 66								
321	H	New Hampshire	64 62	74	A	Maine	44 84								
268	H	Vermont	44 58	177	H	UMES	67 73								

Non-Div I Games: Notre Dame (MD) 81 43 Eastern 81 42 Gettysburg 65 51

UMBC

Loss, Non-Conf, S Site, H Home A Away N Neutral

Average RPI Win:	293	WON-LOST	WINNING	LAST 10	STRENGTH OF	OPP. STRENGTH	TEAM	ADJ.	CONF.	ADJ CONF.
Average RPI Loss:	156	RECORD	PCT. RANK	GAMES	SCHEDULE	OF SCHEDULE	RPI	RPI	RPI	RPI
DIV. I ONLY	12- 11	157	0- 1	261	327	177	177	32	32	
DIV. I NON-CONF.	2- 9	297	0- 0	219	82	260	260	32	32	
TOTALS	RPI 1-25	RPI 26-50	W-L RECORDS	RPI 51-100	RPI 101-150	RPI 150+				
12- 11	0- 2	0- 1	OVERALL	0- 1	0- 1	12- 6				
4- 2	0- 0	0- 1	HOME	0- 0	0- 0	4- 1				
8- 9	0- 2	0- 0	AWAY	0- 1	0- 1	8- 5				
0- 0	0- 0	0- 0	NEUTRAL	0- 0	0- 0	0- 0				
2- 9	0- 2	0- 1	NON-CONFERENCE	0- 1	0- 1	2- 4				
0- 1	0- 0	0- 1	HOME	0- 0	0- 0	0- 0				
2- 8	0- 2	0- 0	AWAY	0- 1	0- 1	2- 4				
0- 0	0- 0	0- 0	NEUTRAL	0- 0	0- 0	0- 0				
10- 2	0- 0	0- 0	CONFERENCE	0- 0	0- 0	10- 2				
4- 1	0- 0	0- 0	HOME	0- 0	0- 0	4- 1				
6- 1	0- 0	0- 0	AWAY	0- 0	0- 0	6- 1				
0- 0	0- 0	0- 0	NEUTRAL	0- 0	0- 0	0- 0				

RPI 1-25				RPI 26-50				RPI 51-100				RPI 101+ Team's RPI: 177			
RPI	S	Opponent	Score	RPI	S	Opponent	Score	RPI	S	Opponent	Score	RPI	S	Opponent	Score
8	A	Syracuse	51 96	32	H	Buffalo	63 69	91	A	Georgetown	55 74	119	A	Wake Forest	67 78
21	A	Miami (FL)	53 71									196	A	East Carolina	69 84
												214	A	George Mason	49 70
												220	A	N.C. A&T	58 70
												220	H	N.C. A&T	49 51
												230	A	Howard	80 73
												230	H	Howard	80 72
												238	A	Bethune-Cookman	64 52
												255	A	Richmond	55 57
												263	A	Mt. St. Mary's	86 73
												270	A	Norfolk St.	59 43
												296	A	Morgan St.	73 68
												304	H	South Carolina St.	63 43
												311	A	UMBC	73 67
												340	A	Longwood	71 83
												341	A	N.C. Central	69 61
												341	H	N.C. Central	59 49
												346	H	Savannah St.	78 46
												349	A	Florida A&M	68 36
LAST 12 Division I GAMES:															
220	A	N.C. A&T	58 70	238	A	Bethune-Cookman	64 52								
341	A	N.C. Central	69 61	349	A	Florida A&M	68 36								
346	H	Savannah St.	78 46	220	H	N.C. A&T	49 51								
304	H	South Carolina St.	63 43	341	H	N.C. Central	59 49								
230	A	Howard	80 73	230	H	Howard	80 72								
270	A	Norfolk St.	59 43	296	A	Morgan St.	73 68								

Non-Div I Games: Regent 72 16 Cheyney 88 39

UMES

Loss, Non-Conf, S Site, H Home A Away N Neutral

Average RPI Win:	286	WON-LOST	WINNING	LAST 10	STRENGTH OF	OPP. STRENGTH	TEAM	ADJ.	CONF.	ADJ CONF.
Average RPI Loss:	169	RECORD	PCT. RANK	GAMES	SCHEDULE	OF SCHEDULE	RPI	RPI	RPI	RPI
DIV. I ONLY	10- 11	185	1- 0	271	318	228	228	30	30	
DIV. I NON-CONF.	4- 7	228	0- 0	144	244	201	201	30	30	
TOTALS	RPI 1-25	RPI 26-50	W-L RECORDS	RPI 51-100	RPI 101-150	RPI 150+				
10- 11	0- 1	0- 0	OVERALL	0- 1	1- 1	9- 8				
3- 6	0- 0	0- 0	HOME	0- 0	1- 0	2- 6				
7- 5	0- 1	0- 0	AWAY	0- 1	0- 1	7- 2				
0- 0	0- 0	0- 0	NEUTRAL	0- 0	0- 0	0- 0				
4- 7	0- 1	0- 0	NON-CONFERENCE	0- 1	1- 1	3- 4				
2- 2	0- 0	0- 0	HOME	0- 0	1- 0	1- 2				
2- 5	0- 1	0- 0	AWAY	0- 1	0- 1	2- 2				
0- 0	0- 0	0- 0	NEUTRAL	0- 0	0- 0	0- 0				
6- 4	0- 0	0- 0	CONFERENCE	0- 0	0- 0	6- 4				
1- 4	0- 0	0- 0	HOME	0- 0	0- 0	1- 4				
5- 0	0- 0	0- 0	AWAY	0- 0	0- 0	5- 0				
0- 0	0- 0	0- 0	NEUTRAL	0- 0	0- 0	0- 0				

RPI 1-25				RPI 26-50				RPI 51-100				RPI 101+ Team's RPI: 228			
RPI	S	Opponent	Score	RPI	S	Opponent	Score	RPI	S	Opponent	Score	RPI	S	Opponent	Score
24	A	Missouri	59 66					56	A	Kansas St.	50 61	129	A	Kansas	55 67
												150	H	Louisiana Tech	80 70
												155	H	New Mexico St.	86 90
												170	H	Illinois St.	55 62
												171	A	Oral Roberts	64 75
												172	A	Denver	75 92
												214	H	George Mason	84 91
												222	H	UTRGV	56 75
												225	A	Loyola Chicago	88 74
												245	H	SIUE	80 75
												262	A	California Baptist	78 74
												262	H	California Baptist	92 95
												280	H	CSU Bakersfield	57 67
												286	A	Utah Valley	68 64
												324	A	North Dakota St.	69 59
												338	A	Grand Canyon	65 56
												338	H	Grand Canyon	73 45
												342	A	Seattle U	86 62
												348	A	Chicago St.	111 58
LAST 12 Division I GAMES:															
338	A	Grand Canyon	65 56	338	H	Grand Canyon	73 45								
262	H	California Baptist	92 95	280	H	CSU Bakersfield	57 67								
222	H	UTRGV	56 75	262	A	California Baptist	78 74								
155	H	New Mexico St.	86 90	348	A	Chicago St.	111 58								
342	A	Seattle U	86 62	170	H	Illinois St.	55 62								
286	A	Utah Valley	68 64	150	H	Louisiana Tech	80 70								

Non-Div I Games: Peru St. 98 62 Mo.-St. Louis 92 63

UMKC

Loss, Non-Conf, S Site, H Home A Away N Neutral

Average RPI Win:	293	WON-LOST	WINNING	LAST 10	STRENGTH OF	OPP. STRENGTH	TEAM	ADJ.	CONF.	ADJ CONF.
Average RPI Loss:	207	RECORD	PCT. RANK	GAMES	SCHEDULE	OF SCHEDULE	RPI	RPI	RPI	RPI
DIV. I ONLY	5- 19	316	0- 1	295	320	326	326	23	23	
DIV. I NON-CONF.	3- 9	271	0- 0	289	340	310	310	25	25	
TOTALS	RPI 1-25	RPI 26-50	W-L RECORDS	RPI 51-100	RPI 101-150	RPI 150+				
5- 19	0- 0	0- 1	OVERALL	0- 1	0- 3	5- 14				
2- 8	0- 0	0- 0	HOME	0- 0	0- 2	2- 6				
3- 11	0- 0	0- 1	AWAY	0- 1	0- 1	3- 8				
0- 0	0- 0	0- 0	NEUTRAL	0- 0	0- 0	0- 0				
3- 9	0- 0	0- 1	NON-CONFERENCE	0- 0	0- 2	3- 6				
1- 3	0- 0	0- 0	HOME	0- 0	0- 1	1- 2				
2- 6	0- 0	0- 1	AWAY	0- 0	0- 1	2- 4				
0- 0	0- 0	0- 0	NEUTRAL	0- 0	0- 0	0- 0				
2- 10	0- 0	0- 0	CONFERENCE	0- 1	0- 1	2- 8				
1- 5	0- 0	0- 0	HOME	0- 0	0- 1	1- 4				
1- 5	0- 0	0- 0	AWAY	0- 1	0- 0	1- 4				
0- 0	0- 0	0- 0	NEUTRAL	0- 0	0- 0	0- 0				

RPI S	Opponent	Score	RPI S	Opponent	Score	RPI S	Opponent	Score	RPI S	Opponent	Score	Team's RPI: 326
45	A Butler	36 89	74	A Maine	45 79	106	H Hartford	44 66	108	H Providence	47 71	
						125	A Seton Hall	57 90	159	A Stony Brook	56 76	
						159	H Stony Brook	47 64	203	A Dartmouth	54 70	
						204	A Massachusetts	62 59	207	A Holy Cross	54 63	
						234	A Albany (NY)	56 63	234	H Albany (NY)	53 56	
						256	H Binghamton	50 70	258	H Colgate	52 61	
						260	A Cornell	54 63	268	A Vermont	42 52	
						268	H Vermont	54 51	296	A Morgan St.	49 61	
						307	H Bryant	57 58	311	A UMBC	67 55	
						321	A New Hampshire	46 54	321	H New Hampshire	53 56	
						329	H Saint Peter's	59 57	351	A LIU Brooklyn	69 64	
LAST 12 Division I GAMES:												
234	H Albany (NY)	53 56	106	H Hartford	44 66							
159	H Stony Brook	47 64	234	A Albany (NY)	56 63							
321	A New Hampshire	46 54	311	A UMBC	67 55							
268	A Vermont	42 52	321	H New Hampshire	53 56							
74	A Maine	45 79	159	A Stony Brook	56 76							
256	H Binghamton	50 70	268	H Vermont	54 51							

Non-Div I Games: Fisher 79 45

UMass Lowell

Loss, Non-Conf, S Site, H Home A Away N Neutral

UNC Asheville

Through Games Of Feb. 15, 2019

Average RPI Win:	274	WON-LOST	WINNING	LAST 10	STRENGTH OF	OPP. STRENGTH	TEAM	ADJ.	CONF.	ADJ CONF.
Average RPI Loss:	165	RECORD	PCT. RANK	GAMES	SCHEDULE	OF SCHEDULE	RPI	RPI	RPI	RPI
DIV. I ONLY	11- 11	163	1- 0	221	326	197	197	28	28	
DIV. I NON-CONF.	4- 6	212	0- 0	114	304	193	193	29	29	
TOTALS	RPI 1-25	RPI 26-50	W-L RECORDS	RPI 51-100	RPI 101-150	RPI 150+				
11- 11	0- 0	0- 0	OVERALL	0- 3	1- 1	10- 7				
9- 1	0- 0	0- 0	HOME	0- 0	1- 0	8- 1				
2- 10	0- 0	0- 0	AWAY	0- 3	0- 1	2- 6				
0- 0	0- 0	0- 0	NEUTRAL	0- 0	0- 0	0- 0				
4- 6	0- 0	0- 0	NON-CONFERENCE	0- 2	0- 1	4- 3				
4- 0	0- 0	0- 0	HOME	0- 0	0- 0	4- 0				
0- 6	0- 0	0- 0	AWAY	0- 2	0- 1	0- 3				
0- 0	0- 0	0- 0	NEUTRAL	0- 0	0- 0	0- 0				
7- 5	0- 0	0- 0	CONFERENCE	0- 1	1- 0	6- 4				
5- 1	0- 0	0- 0	HOME	0- 0	1- 0	4- 1				
2- 4	0- 0	0- 0	AWAY	0- 1	0- 0	2- 3				
0- 0	0- 0	0- 0	NEUTRAL	0- 0	0- 0	0- 0				

RPI 1-25			RPI 26-50			RPI 51-100			RPI 101+ Team's RPI: 197		
RPI	S	Opponent	Score	RPI	S	Opponent	Score	RPI	S	Opponent	Score
								51	A	Middle Tenn.	46 67
								53	A	Tennessee	46 73
								92	A	Radford	46 60
								128	A	Tennessee Tech	53 60
								130	H	High Point	67 56
								151	A	Charlotte	53 70
								154	H	Davidson	69 56
								160	A	Mercer	47 61
								179	H	Hampton	58 61
								209	A	Furman	47 58
								236	A	Campbell	48 49
								236	H	Campbell	60 52
								241	A	Gardner-Webb	59 69
								254	H	ETSU	56 55
								271	H	Winthrop	70 36
								282	H	Wofford	60 46
								319	A	Charleston So.	59 70
								333	A	Presbyterian	52 43
								333	H	Presbyterian	51 45
								339	H	Western Caro.	74 49
								340	H	Longwood	80 55
								343	A	USC Upstate	93 86
LAST 12 Division I GAMES:											
333	H	Presbyterian	51 45	130	H	High Point	67 56				
236	A	Campbell	48 49	343	A	USC Upstate	93 86				
319	A	Charleston So.	59 70	236	H	Campbell	60 52				
271	H	Winthrop	70 36	241	A	Gardner-Webb	59 69				
333	A	Presbyterian	52 43	179	H	Hampton	58 61				
340	H	Longwood	80 55	92	A	Radford	46 60				

Non-Div I Games: Warren Wilson 92 31

UNC Asheville

■ Loss,
 ■ Non-Conf,
 ■ S Site,
 ■ H Home
 ■ A Away
 N Neutral

ONE SPONSORS				THROUGH GAMES OF FEB. 15, 1919						
Average RPI Win:	266	WON-LOST	WINNING	LAST 10	STRENGTH OF	OPP. STRENGTH	TEAM	ADJ.	CONF.	ADJ CONF.
Average RPI Loss:	188	RECORD	PCT. RANK	GAMES	SCHEDULE	OF SCHEDULE	RPI	RPI	RPI	RPI
DIV. I ONLY	5- 16	306	0- 1	238	289	308	308	27	27	
DIV. I NON-CONF.	2- 9	297	0- 0	208	226	302	302	24	24	
TOTALS	RPI 1-25	RPI 26-50	W-L RECORDS	RPI 51-100	RPI 101-150	RPI 150+				
5- 16	0- 0	0- 1	OVERALL	0- 0	0- 5	5- 10				
4- 3	0- 0	0- 0	HOME	0- 0	0- 0	4- 3				
0- 12	0- 0	0- 1	AWAY	0- 0	0- 4	0- 7				
1- 1	0- 0	0- 0	NEUTRAL	0- 0	0- 1	1- 0				
2- 9	0- 0	0- 1	NON-CONFERENCE	0- 0	0- 4	2- 4				
1- 1	0- 0	0- 0	HOME	0- 0	0- 0	1- 1				
0- 7	0- 0	0- 1	AWAY	0- 0	0- 3	0- 3				
1- 1	0- 0	0- 0	NEUTRAL	0- 0	0- 1	1- 0				
3- 7	0- 0	0- 0	CONFERENCE	0- 0	0- 1	3- 6				
3- 2	0- 0	0- 0	HOME	0- 0	0- 0	3- 2				
0- 5	0- 0	0- 0	AWAY	0- 0	0- 1	0- 4				
0- 0	0- 0	0- 0	NEUTRAL	0- 0	0- 0	0- 0				

RPI 1-25				RPI 26-50				RPI 51-100				RPI 101+				Team's RPI: 308	
RPI	S	Opponent	Score	RPI	S	Opponent	Score	RPI	S	Opponent	Score	RPI	S	Opponent	Score		
				30	A	North Carolina	62 83					125	N	Seton Hall	64 71		
												130	A	High Point	75 82		
												136	A	Georgia St.	63 70		
												142	A	Appalachian St.	65 68		
												143	A	Chattanooga	54 64		
												160	A	Mercer	73 85		
												160	H	Mercer	58 71		
												193	H	Coastal Caro.	71 78		
												194	N	Eastern Mich.	49 44		
												209	A	Furman	61 64		
												209	H	Furman	49 59		
												236	A	Campbell	49 53		
												242	H	Liberty	48 45		
												254	A	ETSU	76 85		
												255	A	Richmond	48 59		
												273	H	Samford	55 54		
												282	A	Wofford	66 93		
												282	H	Wofford	77 61		
												339	H	Western Caro.	71 59		
												341	A	N.C. Central	57 66		
LAST 12 Division I GAMES:																	
				160	A	Mercer	73 85	160	H	Mercer	58 71						
				209	H	Furman	49 59	273	H	Samford	55 54						
				282	H	Wofford	77 61	282	A	Wofford	66 93						
				143	A	Chattanooga	54 64	209	A	Furman	61 64						
				254	A	ETSU	76 85	255	A	Richmond	48 59						
				339	H	Western Caro.	71 59	193	H	Coastal Caro.	71 78						

Non-Div I Games:	Pfeiffer	92	23		UNC Pembroke	72	32		Lees-McRae	92	36		Young Harris	62	29		UNC Greensboro
------------------	----------	----	----	--	--------------	----	----	--	------------	----	----	--	--------------	----	----	--	----------------

Loss, Non-Conf, S Site, H Home A Away N Neutral

Average RPI Win:	221	WON-LOST	WINNING	LAST 10	STRENGTH OF	OPP. STRENGTH	TEAM	ADJ.	CONF.	ADJ CONF.
Average RPI Loss:	99	RECORD	PCT. RANK	GAMES	SCHEDULE	OF SCHEDULE	RPI	RPI	RPI	RPI
DIV. I ONLY	13- 8	108	0- 1	186	156	115	115	10	10	
DIV. I NON-CONF.	5- 4	139	0- 0	277	255	164	164	10	10	
TOTALS	RPI 1-25	RPI 26-50	W-L RECORDS	RPI 51-100	RPI 101-150	RPI 150+				
13- 8	0- 0	1- 2	OVERALL	1- 1	1- 4	10- 1				
10- 0	0- 0	1- 0	HOME	1- 0	1- 0	7- 0				
3- 8	0- 0	0- 2	AWAY	0- 1	0- 4	3- 1				
0- 0	0- 0	0- 0	NEUTRAL	0- 0	0- 0	0- 0				
5- 4	0- 0	0- 2	NON-CONFERENCE	0- 0	0- 2	5- 0				
3- 0	0- 0	0- 0	HOME	0- 0	0- 0	3- 0				
2- 4	0- 0	0- 2	AWAY	0- 0	0- 2	2- 0				
0- 0	0- 0	0- 0	NEUTRAL	0- 0	0- 0	0- 0				
8- 4	0- 0	1- 0	CONFERENCE	1- 1	1- 2	5- 1				
7- 0	0- 0	1- 0	HOME	1- 0	1- 0	4- 0				
1- 4	0- 0	0- 0	AWAY	0- 1	0- 2	1- 1				
0- 0	0- 0	0- 0	NEUTRAL	0- 0	0- 0	0- 0				

RPI 1-25				RPI 26-50				RPI 51-100				RPI 101+				Team's RPI: 115	
RPI	S	Opponent	Score	RPI	S	Opponent	Score	RPI	S	Opponent	Score	RPI	S	Opponent	Score		
				30	A	North Carolina	55 82	80	A	Drexel	55 67	102	A	VCU	47 58		
				33	A	Ohio	72 95	87	H	Northeastern	83 70	110	A	Towson	61 82		
				37	H	James Madison	66 63					110	H	Towson	77 73		
												122	A	Pittsburgh	56 60		
												144	A	Delaware	53 65		
												168	A	William & Mary	64 70		
												168	H	William & Mary	66 58		
												195	A	Elon	75 70		
												195	H	Elon	76 51		
												196	A	East Carolina	71 68		
												248	H	Hofstra	89 54		
												288	H	Col. of Charleston	71 49		
												333	H	Presbyterian	63 48		
												338	H	Grand Canyon	77 55		
												340	H	Longwood	35 33		
												341	A	N.C. Central	89 82		
LAST 12 Division I GAMES:																	
				110	A	Towson	61 82	144	A	Delaware	53 65						
				168	H	William & Mary	66 58	110	H	Towson	77 73						
				195	H	Elon	76 51	37	H	James Madison	66 63						
				87	H	Northeastern	83 70	195	A	Elon	75 70						
				248	H	Hofstra	89 54	168	A	William & Mary	64 70						
				80	A	Drexel	55 67	288	H	Col. of Charleston	71 49						

Non-Div I Games: Fayetteville St. 72 54 Belmont Abbey 74 58

UNCW

Loss, Non-Conf, S Site, H Home A Away N Neutral

Average RPI Win:	221	WON-LOST	WINNING	LAST 10	STRENGTH OF	OPP. STRENGTH	TEAM	ADJ.	CONF.	ADJ CONF.
Average RPI Loss:	57	RECORD	PCT. RANK	GAMES	SCHEDULE	OF SCHEDULE	RPI	RPI	RPI	RPI
DIV. I ONLY	14- 9	113	0- 1	96	121	81	81	13	13	
DIV. I NON-CONF.	6- 5	143	0- 1	79	52	71	71	14	14	
TOTALS	RPI 1-25	RPI 26-50	W-L RECORDS	RPI 51-100	RPI 101-150	RPI 150+				
14- 9	0- 4	0- 0	OVERALL	0- 4	3- 0	11- 1				
7- 2	0- 1	0- 0	HOME	0- 1	2- 0	5- 0				
7- 6	0- 3	0- 0	AWAY	0- 2	1- 0	6- 1				
0- 1	0- 0	0- 0	NEUTRAL	0- 1	0- 0	0- 0				
6- 5	0- 2	0- 0	NON-CONFERENCE	0- 3	3- 0	3- 0				
4- 0	0- 0	0- 0	HOME	0- 0	2- 0	2- 0				
2- 4	0- 2	0- 0	AWAY	0- 2	1- 0	1- 0				
0- 1	0- 0	0- 0	NEUTRAL	0- 1	0- 0	0- 0				
8- 4	0- 2	0- 0	CONFERENCE	0- 1	0- 0	8- 1				
3- 2	0- 1	0- 0	HOME	0- 1	0- 0	3- 0				
5- 2	0- 1	0- 0	AWAY	0- 0	0- 0	5- 1				
0- 0	0- 0	0- 0	NEUTRAL	0- 0	0- 0	0- 0				

RPI 1-25				RPI 26-50				RPI 51-100 Team's RPI: 81				RPI 101+			
RPI	S	Opponent	Score	RPI	S	Opponent	Score	RPI	S	Opponent	Score	RPI	S	Opponent	Score
9	A	Marquette	61 102					55	N	Boise St.	60 61	118	H	Creighton	65 55
12	A	Iowa	57 83					56	A	Kansas St.	62 72	124	A	IUPUI	53 40
20	A	Drake	61 76					75	H	Missouri St.	58 63	144	H	Delaware	79 67
20	H	Drake	64 88					99	A	Northern Ill.	59 70	152	H	Southern Ill.	65 53
												162	A	Bradley	81 78
												170	A	Illinois St.	64 66
												187	A	Indiana St.	71 51
												225	A	Loyola Chicago	71 65
												225	H	Loyola Chicago	64 52
												227	H	North Dakota	64 60
												266	A	Long Beach St.	71 64
												306	A	Valparaiso	64 56
												306	H	Valparaiso	71 52
												315	H	Omaha	79 50
												334	A	Evansville	74 46
LAST 12 Division I GAMES:															
99	A	Northern Ill.	59 70	152	H	Southern Ill.	65 53								
9	A	Marquette	61 102	187	A	Indiana St.	71 51								
20	A	Drake	61 76	334	A	Evansville	74 46								
306	A	Valparaiso	64 56	20	H	Drake	64 88								
225	A	Loyola Chicago	71 65	225	H	Loyola Chicago	64 52								
75	H	Missouri St.	58 63	306	H	Valparaiso	71 52								

Non-Div I Games: Minnesota St. 73 56

UNI

Loss, Non-Conf, S Site, H Home A Away N Neutral

Average RPI Win:	229	WON-LOST	WINNING	LAST 10	STRENGTH OF	OPP. STRENGTH	TEAM	ADJ.	CONF.	ADJ CONF.
Average RPI Loss:	126	RECORD	PCT. RANK	GAMES	SCHEDULE	OF SCHEDULE	RPI	RPI	RPI	RPI
DIV. I ONLY	8- 15	256	0- 1	85	171	199	199	15	15	
DIV. I NON-CONF.	2- 9	297	0- 1	64	216	268	268	13	13	
TOTALS	RPI 1-25	RPI 26-50	W-L RECORDS	RPI 51-100	RPI 101-150	RPI 150+				
8- 15	0- 1	0- 1	OVERALL	1- 6	0- 2	7- 5				
6- 6	0- 1	0- 0	HOME	1- 4	0- 0	5- 1				
2- 9	0- 0	0- 1	AWAY	0- 2	0- 2	2- 4				
0- 0	0- 0	0- 0	NEUTRAL	0- 0	0- 0	0- 0				
2- 9	0- 1	0- 0	NON-CONFERENCE	0- 4	0- 1	2- 3				
2- 5	0- 1	0- 0	HOME	0- 3	0- 0	2- 1				
0- 4	0- 0	0- 0	AWAY	0- 1	0- 1	0- 2				
0- 0	0- 0	0- 0	NEUTRAL	0- 0	0- 0	0- 0				
6- 6	0- 0	0- 1	CONFERENCE	1- 2	0- 1	5- 2				
4- 1	0- 0	0- 0	HOME	1- 1	0- 0	3- 0				
2- 5	0- 0	0- 1	AWAY	0- 1	0- 1	2- 2				
0- 0	0- 0	0- 0	NEUTRAL	0- 0	0- 0	0- 0				

RPI 1-25				RPI 26-50				RPI 51-100				RPI 101+ Team's RPI: 199			
RPI	S	Opponent	Score	RPI	S	Opponent	Score	RPI	S	Opponent	Score	RPI	S	Opponent	Score
13	H	Gonzaga	59 70	47	A	Wyoming	62 90	51	H	Middle Tenn.	62 66	109	A	Fresno St.	55 73
								52	H	Southern California	72 86	133	A	Portland St.	49 58
								54	A	New Mexico	77 80	161	A	UC Irvine	55 57
								54	H	New Mexico	66 57	202	H	San Diego St.	71 57
								55	H	Boise St.	57 64	211	H	Utah St.	77 56
								77	H	Wright St.	52 68	217	H	Florida	56 53
								86	A	Duke	38 66	240	A	Nevada	62 70
												244	H	Hawaii	61 66
												259	A	Colorado St.	49 52
												267	A	Air Force	62 47
												267	H	Air Force	66 56
												295	H	UC Santa Barbara	69 51
												304	A	South Carolina St.	49 58
												317	A	San Jose St.	53 43
LAST 12 Division I GAMES:															
304	A	South Carolina St.	49 58	211	H	Utah St.	77 56								
217	H	Florida	56 53	240	A	Nevada	62 70								
51	H	Middle Tenn.	62 66	202	H	San Diego St.	71 57								
267	A	Air Force	62 47	54	A	New Mexico	77 80								
109	A	Fresno St.	55 73	317	A	San Jose St.	53 43								
55	H	Boise St.	57 64	267	H	Air Force	66 56								

Non-Div I Games:

UNLV

■ Loss,
■ Non-Conf,
■ S Site,
■ H Home
■ A Away
N Neutral

USC Upstate

Through Games Of Feb. 15, 2019

Average RPI Win:	317	WON-LOST	WINNING	LAST 10	STRENGTH OF	OPP. STRENGTH	TEAM	ADJ.	CONF.	ADJ CONF.
Average RPI Loss:	230	RECORD	PCT. RANK	GAMES	SCHEDULE	OF SCHEDULE	RPI	RPI	RPI	RPI
DIV. I ONLY	3- 17	330	0- 1	341	328	343	343	28	28	
DIV. I NON-CONF.	1- 7	319	0- 0	320	334	337	337	29	29	
TOTALS	RPI 1-25	RPI 26-50	W-L RECORDS	RPI 51-100	RPI 101-150	RPI 150+				
3- 17	0- 0	0- 0	OVERALL	0- 3	0- 1	3- 13				
1- 4	0- 0	0- 0	HOME	0- 1	0- 1	1- 2				
2- 13	0- 0	0- 0	AWAY	0- 2	0- 0	2- 11				
0- 0	0- 0	0- 0	NEUTRAL	0- 0	0- 0	0- 0				
1- 7	0- 0	0- 0	NON-CONFERENCE	0- 2	0- 0	1- 5				
0- 0	0- 0	0- 0	HOME	0- 0	0- 0	0- 0				
1- 7	0- 0	0- 0	AWAY	0- 2	0- 0	1- 5				
0- 0	0- 0	0- 0	NEUTRAL	0- 0	0- 0	0- 0				
2- 10	0- 0	0- 0	CONFERENCE	0- 1	0- 1	2- 8				
1- 4	0- 0	0- 0	HOME	0- 1	0- 1	1- 2				
1- 6	0- 0	0- 0	AWAY	0- 0	0- 0	1- 6				
0- 0	0- 0	0- 0	NEUTRAL	0- 0	0- 0	0- 0				

RPI 1-25			RPI 26-50			RPI 51-100			RPI 101+			Team's RPI: 343			
RPI	S	Opponent	Score	RPI	S	Opponent	Score	RPI	S	Opponent	Score	RPI	S	Opponent	Score
								68	A	Virginia Tech	45 96	130	H	High Point	61 87
								92	H	Radford	41 82	179	A	Hampton	43 67
								94	A	Nebraska	64 87	196	A	East Carolina	53 63
												197	H	UNC Asheville	86 93
												209	A	Furman	67 78
												236	A	Campbell	41 61
												241	A	Gardner-Webb	72 92
												271	A	Winthrop	76 50
												304	A	South Carolina St.	66 71
												315	A	Omaha	69 96
												319	A	Charleston So.	62 74
												319	H	Charleston So.	75 78
												333	A	Presbyterian	54 70
												339	A	Western Caro.	64 68
												340	A	Longwood	58 80
												340	H	Longwood	72 67
												341	A	N.C. Central	82 63
LAST 12 Division I GAMES:															
340	A	Longwood	58 80	241	A	Gardner-Webb	72 92								
319	A	Charleston So.	62 74	319	H	Charleston So.	75 78								
236	A	Campbell	41 61	197	H	UNC Asheville	86 93								
92	H	Radford	41 82	333	A	Presbyterian	54 70								
179	A	Hampton	43 67	271	A	Winthrop	76 50								
340	H	Longwood	72 67	130	H	High Point	61 87								

Non-Div I Games: Brevard 71 53 Converse 69 51 UNKNOWN 101 53

USC Upstate

Loss, Non-Conf, S Site, H Home A Away N Neutral

Average RPI Win:	214	WON-LOST	WINNING	LAST 10	STRENGTH OF	OPP. STRENGTH	TEAM	ADJ.	CONF.	ADJ CONF.
Average RPI Loss:	80	RECORD	PCT. RANK	GAMES	SCHEDULE	OF SCHEDULE	RPI	RPI	RPI	RPI
DIV. I ONLY	18- 6	43	0- 1	227	115	96	96	12	12	
DIV. I NON-CONF.	8- 3	72	0- 0	290	170	146	146	15	15	
TOTALS	RPI 1-25	RPI 26-50	W-L RECORDS	RPI 51-100	RPI 101-150	RPI 150+				
18- 6	0- 0	0- 2	OVERALL	0- 2	4- 2	14- 0				
8- 3	0- 0	0- 1	HOME	0- 2	2- 0	6- 0				
10- 3	0- 0	0- 1	AWAY	0- 0	2- 2	8- 0				
0- 0	0- 0	0- 0	NEUTRAL	0- 0	0- 0	0- 0				
8- 3	0- 0	0- 0	NON-CONFERENCE	0- 2	1- 1	7- 0				
3- 2	0- 0	0- 0	HOME	0- 2	0- 0	3- 0				
5- 1	0- 0	0- 0	AWAY	0- 0	1- 1	4- 0				
0- 0	0- 0	0- 0	NEUTRAL	0- 0	0- 0	0- 0				
10- 3	0- 0	0- 2	CONFERENCE	0- 0	3- 1	7- 0				
5- 1	0- 0	0- 1	HOME	0- 0	2- 0	3- 0				
5- 2	0- 0	0- 1	AWAY	0- 0	1- 1	4- 0				
0- 0	0- 0	0- 0	NEUTRAL	0- 0	0- 0	0- 0				

RPI 1-25				RPI 26-50				RPI 51-100				Team's RPI: 96		RPI 101+			
RPI	S	Opponent	Score	RPI	S	Opponent	Score	RPI	S	Opponent	Score			RPI	S	Opponent	Score
				50	A	Little Rock	65 68	52	H	Southern California	61 73			103	A	Houston	65 61
				50	H	Little Rock	61 62	83	H	Arkansas	65 66			109	A	Fresno St.	61 70
														136	A	Georgia St.	48 50
														136	H	Georgia St.	69 45
														142	A	Appalachian St.	72 65
														142	H	Appalachian St.	99 94
														171	A	Oral Roberts	80 62
														178	H	Texas St.	68 53
														183	A	Arkansas St.	100 73
														193	A	Coastal Caro.	67 64
														193	H	Coastal Caro.	79 53
														221	A	SMU	66 41
														223	H	Grambling	78 54
														243	A	San Francisco	80 73
														253	A	Louisiana	76 61
														284	A	Ga. Southern	74 53
														284	H	Ga. Southern	81 48
														289	H	Jackson St.	99 63
														300	H	UTSA	53 48
														314	A	Incarinate Word	97 49
LAST 12 Division I GAMES:																	
				50	H	Little Rock	61 62	284	H	Ga. Southern	81 48						
				142	A	Appalachian St.	72 65	50	A	Little Rock	65 68						
				193	A	Coastal Caro.	67 64	183	A	Arkansas St.	100 73						
				178	H	Texas St.	68 53	193	H	Coastal Caro.	79 53						
				253	A	Louisiana	76 61	142	H	Appalachian St.	99 94						
				136	H	Georgia St.	69 45	284	A	Ga. Southern	74 53						

Non-Div I Games:

UT Arlington

Average RPI Win:	247	WON-LOST	WINNING	LAST 10	STRENGTH OF	OPP. STRENGTH	TEAM	ADJ.	CONF.	ADJ CONF.
Average RPI Loss:	118	RECORD	PCT. RANK	GAMES	SCHEDULE	OF SCHEDULE	RPI	RPI	RPI	RPI
DIV. I ONLY	15- 7	76	1- 0	266	190	132	132	20	20	
DIV. I NON-CONF.	6- 3	91	0- 0	250	66	95	95	21	21	
TOTALS	RPI 1-25	RPI 26-50	W-L RECORDS	RPI 51-100	RPI 101-150	RPI 150+				
15- 7	0- 1	0- 0	OVERALL	0- 2	1- 3	14- 1				
10- 1	0- 0	0- 0	HOME	0- 0	0- 1	10- 0				
5- 6	0- 1	0- 0	AWAY	0- 2	1- 2	4- 1				
0- 0	0- 0	0- 0	NEUTRAL	0- 0	0- 0	0- 0				
6- 3	0- 1	0- 0	NON-CONFERENCE	0- 1	1- 1	5- 0				
4- 0	0- 0	0- 0	HOME	0- 0	0- 0	4- 0				
2- 3	0- 1	0- 0	AWAY	0- 1	1- 1	1- 0				
0- 0	0- 0	0- 0	NEUTRAL	0- 0	0- 0	0- 0				
9- 4	0- 0	0- 0	CONFERENCE	0- 1	0- 2	9- 1				
6- 1	0- 0	0- 0	HOME	0- 0	0- 1	6- 0				
3- 3	0- 0	0- 0	AWAY	0- 1	0- 1	3- 1				
0- 0	0- 0	0- 0	NEUTRAL	0- 0	0- 0	0- 0				

RPI 1-25				RPI 26-50				RPI 51-100				RPI 101+ Team's RPI: 132			
RPI	S	Opponent	Score	RPI	S	Opponent	Score	RPI	S	Opponent	Score	RPI	S	Opponent	Score
3	A	Louisville	62 102					69	A	Belmont	86 100	124	A	IUPUI	72 73
								89	A	Northwestern	64 90	128	H	Tennessee Tech	76 80
												135	A	Morehead St.	75 85
												143	A	Chattanooga	81 79
												152	H	Southern Ill.	95 94
												183	H	Arkansas St.	97 91
												200	H	Jacksonville St.	77 72
												219	A	Southeast Mo. St.	80 73
												219	H	Southeast Mo. St.	61 50
												245	H	SIUE	68 55
												261	H	Austin Peay	74 65
												273	H	Samford	89 68
												277	A	Eastern Ill.	71 77
												277	H	Eastern Ill.	90 66
												279	H	Murray St.	75 67
												291	A	Tennessee St.	73 61
												310	H	Mississippi Val.	110 51
												325	A	Lipscomb	62 53
												331	A	Eastern Ky.	87 61
LAST 12 Division I GAMES:															
219	H	Southeast Mo. St.	61 50	277	H	Eastern Ill.	90 66								
128	H	Tennessee Tech	76 80	135	A	Morehead St.	75 85								
200	H	Jacksonville St.	77 72	331	A	Eastern Ky.	87 61								
69	A	Belmont	86 100	261	H	Austin Peay	74 65								
291	A	Tennessee St.	73 61	279	H	Murray St.	75 67								
245	H	SIUE	68 55	219	A	Southeast Mo. St.	80 73								

Non-Div I Games: Ala.-Huntsville 100 69 Christian Bros. 108 82

UT Martin

■ Loss,
 ■ Non-Conf, S Site,
 ■ Home
 ■ Away
 N Neutral

U
T
E
PU
T
E
P

UTEP

Page 319

Average RPI Win: 289	WON-LOST	WINNING	LAST 10	STRENGTH OF	OPP. STRENGTH	TEAM	ADJ.	CONF.	ADJ CONF.
Average RPI Loss: 175	RECORD	PCT. RANK	GAMES	SCHEDULE	OF SCHEDULE	RPI	RPI	RPI	RPI
DIV. I ONLY	12- 10	144	1- 0	313	295	222	222	30	30
DIV. I NON-CONF.	4- 7	228	0- 0	159	175	211	211	30	30
TOTALS	RPI 1-25	RPI 26-50	W-L RECORDS	RPI 51-100	RPI 101-150	RPI 150+			
12- 10	0- 3	0- 0	OVERALL	0- 0	0- 0	12- 7			
6- 4	0- 1	0- 0	HOME	0- 0	0- 0	6- 3			
6- 6	0- 2	0- 0	AWAY	0- 0	0- 0	6- 4			
0- 0	0- 0	0- 0	NEUTRAL	0- 0	0- 0	0- 0			
4- 7	0- 3	0- 0	NON-CONFERENCE	0- 0	0- 0	4- 4			
2- 3	0- 1	0- 0	HOME	0- 0	0- 0	2- 2			
2- 4	0- 2	0- 0	AWAY	0- 0	0- 0	2- 2			
0- 0	0- 0	0- 0	NEUTRAL	0- 0	0- 0	0- 0			
8- 3	0- 0	0- 0	CONFERENCE	0- 0	0- 0	8- 3			
4- 1	0- 0	0- 0	HOME	0- 0	0- 0	4- 1			
4- 2	0- 0	0- 0	AWAY	0- 0	0- 0	4- 2			
0- 0	0- 0	0- 0	NEUTRAL	0- 0	0- 0	0- 0			

RPI 1-25				RPI 26-50				RPI 51-100				RPI 101+ Team's RPI: 222			
RPI	S	Opponent	Score	RPI	S	Opponent	Score	RPI	S	Opponent	Score	RPI	S	Opponent	Score
2	A	Baylor	37 98									155	A	New Mexico St.	63 71
19	A	Texas A&M	61 84									201	H	Prairie View	57 50
25	H	Texas	66 81									204	A	Massachusetts	70 74
												212	H	Texas Southern	55 69
												228	A	UMKC	75 56
												253	H	Louisiana	75 60
												262	H	California Baptist	60 56
												265	A	A&M-Corpus Christi	70 57
												265	H	A&M-Corpus Christi	49 59
												275	A	Canisius	57 53
												280	A	CSU Bakersfield	63 68
												280	H	CSU Bakersfield	64 56
												286	H	Utah Valley	55 57
												300	A	UTSA	58 61
												338	A	Grand Canyon	66 50
												338	H	Grand Canyon	49 42
												342	A	Seattle U	74 70
												342	H	Seattle U	69 56
												348	A	Chicago St.	71 55
LAST 12 Division I GAMES:															
342	A	Seattle U	74 70	342	H	Seattle U	69 56								
280	H	CSU Bakersfield	64 56	286	H	Utah Valley	55 57								
338	H	Grand Canyon	49 42	338	A	Grand Canyon	66 50								
228	A	UMKC	75 56	280	A	CSU Bakersfield	63 68								
348	A	Chicago St.	71 55	262	H	California Baptist	60 56								
155	A	New Mexico St.	63 71	2	A	Baylor	37 98								

Non-Div I Games: Texas Lutheran 82 38 UNKNOWN 74 43

UTRGV

Loss, Non-Conf, S Site, H Home A Away N Neutral

Average RPI Win: 242	WON-LOST	WINNING	LAST 10	STRENGTH OF	OPP. STRENGTH	TEAM	ADJ.	CONF.	ADJ CONF.
Average RPI Loss: 161	RECORD	PCT. RANK	GAMES	SCHEDULE	OF SCHEDULE	RPI	RPI	RPI	RPI
DIV. I ONLY	4- 18	321	0- 1	179	172	300	300	14	14
DIV. I NON-CONF.	3- 7	256	0- 0	237	242	306	306	18	18
TOTALS	RPI 1-25	RPI 26-50	W-L RECORDS	RPI 51-100	RPI 101-150	RPI 150+			
4- 18	0- 1	0- 1	OVERALL	0- 3	0- 4	4- 9			
3- 9	0- 0	0- 0	HOME	0- 1	0- 3	3- 5			
1- 8	0- 1	0- 1	AWAY	0- 2	0- 1	1- 3			
0- 1	0- 0	0- 0	NEUTRAL	0- 0	0- 0	0- 1			
3- 7	0- 1	0- 0	NON-CONFERENCE	0- 1	0- 2	3- 3			
3- 3	0- 0	0- 0	HOME	0- 0	0- 1	3- 2			
0- 3	0- 1	0- 0	AWAY	0- 1	0- 1	0- 0			
0- 1	0- 0	0- 0	NEUTRAL	0- 0	0- 0	0- 1			
1- 11	0- 0	0- 1	CONFERENCE	0- 2	0- 2	1- 6			
0- 6	0- 0	0- 0	HOME	0- 1	0- 2	0- 3			
1- 5	0- 0	0- 1	AWAY	0- 1	0- 0	1- 3			
0- 0	0- 0	0- 0	NEUTRAL	0- 0	0- 0	0- 0			

RPI 1-25				RPI 26-50				RPI 51-100				RPI 101+ Team's RPI: 300			
RPI	S	Opponent	Score	RPI	S	Opponent	Score	RPI	S	Opponent	Score	RPI	S	Opponent	Score
25	A	Texas	54 98	34	A	Rice	54 85	51	H	Middle Tenn.	52 72	120	H	UAB	42 59
								70	A	Old Dominion	47 72	124	H	IUPUI	50 58
								96	A	UT Arlington	48 53	125	A	Seton Hall	53 84
												126	H	Western Ky.	62 81
												151	A	Charlotte	54 66
												173	A	North Texas	57 54
												178	H	Texas St.	60 68
												190	H	Southern Miss.	45 70
												211	H	Utah St.	56 62
												213	H	Marshall	72 79
												222	H	UTRGV	61 58
												249	H	San Diego	87 77
												269	H	UTEP	60 73
												294	A	Fla. Atlantic	70 86
												311	N	UMBC	58 72
												318	A	FIU	40 51
												322	H	Weber St.	66 59
LAST 12 Division I GAMES:															
190	H	Southern Miss.	45 70	151	A	Charlotte	54 66								
294	A	Fla. Atlantic	70 86	120	H	UAB	42 59								
318	A	FIU	40 51	51	H	Middle Tenn.	52 72								
213	H	Marshall	72 79	173	A	North Texas	57 54								
126	H	Western Ky.	62 81	34	A	Rice	54 85								
70	A	Old Dominion	47 72	269	H	UTEP	60 73								

Non-Div I Games: Concordia (TX) 78 51 Tex. A&M-Kingsville 86 55

UTSA

Loss, Non-Conf, S Site, H Home A Away N Neutral

Through Games of Feb. 19, 1919										
Average RPI Win:	169	WON-LOST	WINNING	LAST 10	STRENGTH OF	OPP. STRENGTH	TEAM	ADJ.	CONF.	ADJ CONF.
Average RPI Loss:	36	RECORD	PCT. RANK	GAMES	SCHEDULE	OF SCHEDULE	RPI	RPI	RPI	RPI
DIV. I ONLY	18- 6	43	1- 0	121	37	58	58	2	2	
DIV. I NON-CONF.	11- 0	1	1- 0	315	160	65	65	2	2	

TOTALS	RPI 1-25	RPI 26-50		W-L RECORDS		RPI 51-100	RPI 101-150	RPI 150+		
18- 6	1- 2	2- 2		OVERALL		2- 2	4- 0	9- 0		
11- 3	1- 1	2- 1		HOME		2- 1	2- 0	4- 0		
5- 3	0- 1	0- 1		AWAY		0- 1	2- 0	3- 0		
2- 0	0- 0	0- 0		NEUTRAL		0- 0	0- 0	2- 0		
11- 0	0- 0	1- 0		NON-CONFERENCE		1- 0	1- 0	8- 0		
7- 0	0- 0	1- 0		HOME		1- 0	1- 0	4- 0		
2- 0	0- 0	0- 0		AWAY		0- 0	0- 0	2- 0		
2- 0	0- 0	0- 0		NEUTRAL		0- 0	0- 0	2- 0		
7- 6	1- 2	1- 2		CONFERENCE		1- 2	3- 0	1- 0		
4- 3	1- 1	1- 1		HOME		1- 1	1- 0	0- 0		
3- 3	0- 1	0- 1		AWAY		0- 1	2- 0	1- 0		
0- 0	0- 0	0- 0		NEUTRAL		0- 0	0- 0	0- 0		

RPI S Opponent	Score	RPI S Opponent	Score	RPI S Opponent	Score	RPI S Opponent	Score
4 A Oregon	65 87	27 A Oregon St.	63 71	52 H Southern California	80 84	127 A Washington St.	72 68
5 H Stanford	75 68	36 H BYU	78 67	73 A Arizona	55 66	134 H Alabama	72 62
16 H Arizona St.	63 65	40 H California	87 74	73 H Arizona	80 64	141 A Colorado	76 61
		43 H UCLA	90 100	93 H Idaho St.	74 60	141 H Colorado	78 59
						156 A Washington	58 43
						181 A Eastern Wash.	95 51
						217 N Florida	74 58
						240 A Nevada	74 52
						244 N Hawaii	73 48
						266 H Long Beach St.	82 59
						286 H Utah Valley	85 47
						322 H Weber St.	77 56
						342 H Seattle U	89 62
LAST 12 Division I GAMES:							
244 N Hawaii	73 48	5 H Stanford	75 68				
73 A Arizona	55 66	40 H California	87 74				
43 H UCLA	90 100	141 H Colorado	78 59				
52 H Southern California	80 84	156 A Washington	58 43				
27 A Oregon St.	63 71	127 A Washington St.	72 68				
4 A Oregon	65 87	73 H Arizona	80 64				

Non-Div I Games:

Utah

Average RPI Win:	224	WON-LOST	WINNING	LAST 10	STRENGTH OF	OPP. STRENGTH	TEAM	ADJ.	CONF.	ADJ CONF.
Average RPI Loss:	131	RECORD	PCT. RANK	GAMES	SCHEDULE	OF SCHEDULE	RPI	RPI	RPI	RPI
DIV. I ONLY	9- 13	225	0- 1	226	89	211	211	15	15	
DIV. I NON-CONF.	4- 6	212	0- 0	187	32	198	198	13	13	
TOTALS	RPI 1-25	RPI 26-50	W-L RECORDS	RPI 51-100	RPI 101-150	RPI 150+				
9- 13	0- 1	1- 2	OVERALL	0- 2	1- 3	7- 5				
4- 6	0- 1	1- 1	HOME	0- 1	0- 1	3- 2				
5- 5	0- 0	0- 1	AWAY	0- 0	1- 1	4- 3				
0- 2	0- 0	0- 0	NEUTRAL	0- 1	0- 1	0- 0				
4- 6	0- 1	0- 1	NON-CONFERENCE	0- 1	1- 1	3- 2				
1- 3	0- 1	0- 1	HOME	0- 0	0- 0	1- 1				
3- 1	0- 0	0- 0	AWAY	0- 0	1- 0	2- 1				
0- 2	0- 0	0- 0	NEUTRAL	0- 1	0- 1	0- 0				
5- 7	0- 0	1- 1	CONFERENCE	0- 1	0- 2	4- 3				
3- 3	0- 0	1- 0	HOME	0- 1	0- 1	2- 1				
2- 4	0- 0	0- 1	AWAY	0- 0	0- 1	2- 2				
0- 0	0- 0	0- 0	NEUTRAL	0- 0	0- 0	0- 0				

RPI 1-25				RPI 26-50				RPI 51-100				RPI 101+ Team's RPI: 211			
RPI	S	Opponent	Score	RPI	S	Opponent	Score	RPI	S	Opponent	Score	RPI	S	Opponent	Score
4	H	Oregon	58 88	36	H	BYU	57 62	52	N	Southern California	46 55	109	A	Fresno St.	59 70
				47	A	Wyoming	35 53	54	H	New Mexico	64 68	109	H	Fresno St.	53 64
				47	H	Wyoming	50 42					127	A	Washington St.	72 61
												141	N	Colorado	68 78
												167	A	Portland	54 61
												173	A	North Texas	57 41
												199	A	UNLV	56 77
												202	H	San Diego St.	54 56
												240	H	Nevada	79 76
												259	A	Colorado St.	72 53
												266	H	Long Beach St.	48 50
												267	A	Air Force	48 44
												286	H	Utah Valley	67 62
												300	A	UTSA	62 56
												317	A	San Jose St.	59 68
												317	H	San Jose St.	82 49
LAST 12 Division I GAMES:															
				47	A	Wyoming	35 53	259	A	Colorado St.	72 53				
				202	H	San Diego St.	54 56	317	H	San Jose St.	82 49				
				109	H	Fresno St.	53 64	47	H	Wyoming	50 42				
				199	A	UNLV	56 77	109	A	Fresno St.	59 70				
				317	A	San Jose St.	59 68	267	A	Air Force	48 44				
				54	H	New Mexico	64 68	240	H	Nevada	79 76				

Non-Div I Games: Northern N.M. 106 35

Utah St.

■ Loss,
 ■ Non-Conf, S Site,
 ■ Home
 ■ Away
 N Neutral

Utah Valley

Through Games Of Feb. 15, 2019

Average RPI Win:	295	WON-LOST	WINNING	LAST 10	STRENGTH OF	OPP. STRENGTH	TEAM	ADJ.	CONF.	ADJ CONF.
Average RPI Loss:	172	RECORD	PCT. RANK	GAMES	SCHEDULE	OF SCHEDULE	RPI	RPI	RPI	RPI
DIV. I ONLY	9- 11	205	0- 1	322	294	286	286	30	30	
DIV. I NON-CONF.	3- 7	256	0- 0	269	189	305	305	30	30	
TOTALS	RPI 1-25	RPI 26-50	W-L RECORDS	RPI 51-100	RPI 101-150	RPI 150+				
9- 11	0- 0	0- 1	OVERALL	0- 2	0- 0	9- 8				
7- 4	0- 0	0- 1	HOME	0- 0	0- 0	7- 3				
2- 7	0- 0	0- 0	AWAY	0- 2	0- 0	2- 5				
0- 0	0- 0	0- 0	NEUTRAL	0- 0	0- 0	0- 0				
3- 7	0- 0	0- 1	NON-CONFERENCE	0- 2	0- 0	3- 4				
3- 2	0- 0	0- 1	HOME	0- 0	0- 0	3- 1				
0- 5	0- 0	0- 0	AWAY	0- 2	0- 0	0- 3				
0- 0	0- 0	0- 0	NEUTRAL	0- 0	0- 0	0- 0				
6- 4	0- 0	0- 0	CONFERENCE	0- 0	0- 0	6- 4				
4- 2	0- 0	0- 0	HOME	0- 0	0- 0	4- 2				
2- 2	0- 0	0- 0	AWAY	0- 0	0- 0	2- 2				
0- 0	0- 0	0- 0	NEUTRAL	0- 0	0- 0	0- 0				

RPI 1-25				RPI 26-50				RPI 51-100				RPI 101+ Team's RPI: 286			
RPI	S	Opponent	Score	RPI	S	Opponent	Score	RPI	S	Opponent	Score	RPI	S	Opponent	Score
				36	H	BYU	51 77	58	A	Utah	47 85	155	A	New Mexico St.	52 58
								93	A	Idaho St.	68 80	155	H	New Mexico St.	63 72
												163	H	UC Riverside	56 53
												167	H	Portland	60 65
												211	A	Utah St.	62 67
												222	A	UTRGV	57 55
												228	H	UMKC	64 68
												250	A	Cal St. Fullerton	55 56
												262	A	California Baptist	54 83
												280	H	CSU Bakersfield	78 70
												282	A	Southern Utah	59 60
												295	H	UC Santa Barbara	63 54
												322	H	Weber St.	65 59
												338	H	Grand Canyon	57 46
												342	A	Seattle U	58 55
												342	H	Seattle U	63 56
												348	H	Chicago St.	76 61
LAST 12 Division I GAMES:															
				155	H	New Mexico St.	63 72	222	A	UTRGV	57 55				
				342	H	Seattle U	63 56	342	A	Seattle U	58 55				
				262	A	California Baptist	54 83	280	H	CSU Bakersfield	78 70				
				348	H	Chicago St.	76 61	338	H	Grand Canyon	57 46				
				228	H	UMKC	64 68	250	A	Cal St. Fullerton	55 56				
				155	A	New Mexico St.	52 58	163	H	UC Riverside	56 53				

Non-Div I Games: Ottawa (AZ) 90 61 La Verne 86 79 Arizona Christian 76 68

Utah Valley

Loss, Non-Conf, S Site, H Home A Away N Neutral

V
C
U

V
C
U

Non-Div I Games:

VCU

Loss, Non-Conf, S Site, H Home A Away N Neutral

Valparaiso

Through Games Of Feb. 15, 2019

Average RPI Win:	286	WON-LOST	WINNING	LAST 10	STRENGTH OF	OPP. STRENGTH	TEAM	ADJ.	CONF.	ADJ CONF.
Average RPI Loss:	161	RECORD	PCT. RANK	GAMES	SCHEDULE	OF SCHEDULE	RPI	RPI	RPI	RPI
DIV. I ONLY	6- 18	300	0- 1	265	208	306	306	13	13	
DIV. I NON-CONF.	4- 8	241	0- 0	327	314	323	323	14	14	
TOTALS	RPI 1-25	RPI 26-50	W-L RECORDS	RPI 51-100	RPI 101-150	RPI 150+				
6- 18	0- 2	0- 0	OVERALL	0- 5	0- 1	6- 10				
3- 9	0- 1	0- 0	HOME	0- 3	0- 0	3- 5				
2- 9	0- 1	0- 0	AWAY	0- 2	0- 1	2- 5				
1- 0	0- 0	0- 0	NEUTRAL	0- 0	0- 0	1- 0				
4- 8	0- 0	0- 0	NON-CONFERENCE	0- 2	0- 1	4- 5				
1- 5	0- 0	0- 0	HOME	0- 2	0- 0	1- 3				
2- 3	0- 0	0- 0	AWAY	0- 0	0- 1	2- 2				
1- 0	0- 0	0- 0	NEUTRAL	0- 0	0- 0	1- 0				
2- 10	0- 2	0- 0	CONFERENCE	0- 3	0- 0	2- 5				
2- 4	0- 1	0- 0	HOME	0- 1	0- 0	2- 2				
0- 6	0- 1	0- 0	AWAY	0- 2	0- 0	0- 3				
0- 0	0- 0	0- 0	NEUTRAL	0- 0	0- 0	0- 0				

RPI 1-25				RPI 26-50				RPI 51-100				RPI 101+ Team's RPI: 306			
RPI	S	Opponent	Score	RPI	S	Opponent	Score	RPI	S	Opponent	Score	RPI	S	Opponent	Score
20	A	Drake	53 84					59	H	Miami (OH)	47 68	135	A	Morehead St.	62 68
20	H	Drake	62 88					72	H	Toledo	59 65	152	A	Southern Ill.	65 87
								75	A	Missouri St.	63 108	162	H	Bradley	76 73
								81	A	UNI	52 71	170	H	Illinois St.	67 70
								81	H	UNI	56 64	187	H	Indiana St.	82 86
												188	A	Illinois	54 73
												210	H	Bowling Green	72 79
												225	A	Loyola Chicago	54 80
												227	H	North Dakota	56 62
												264	N	St. Francis Brooklyn	78 76
												277	H	Eastern Ill.	62 60
												324	H	North Dakota St.	48 51
												332	A	Purdue Fort Wayne	68 64
												334	A	Evansville	65 77
												334	H	Evansville	93 49
												336	A	UIC	65 75
												348	A	Chicago St.	76 70
LAST 12 Division I GAMES:															
334	A	Evansville	65 77	152	A	Southern Ill.	65 87								
81	H	UNI	56 64	334	H	Evansville	93 49								
20	H	Drake	62 88	187	H	Indiana St.	82 86								
170	H	Illinois St.	67 70	20	A	Drake	53 84								
162	H	Bradley	76 73	81	A	UNI	52 71								
75	A	Missouri St.	63 108	225	A	Loyola Chicago	54 80								

Non-Div I Games:

Valparaiso

■ Loss,
 ■ Non-Conf,
 ■ S Site,
 ■ H Home
 ■ A Away
 N Neutral

Average RPI Win:	258	WON-LOST	WINNING	LAST 10	STRENGTH OF	OPP. STRENGTH	TEAM	ADJ.	CONF.	ADJ CONF.
Average RPI Loss:	57	RECORD	PCT. RANK	GAMES	SCHEDULE	OF SCHEDULE	RPI	RPI	RPI	RPI
DIV. I ONLY	6- 18	300	0- 1	33	51	186	186	5	5	
DIV. I NON-CONF.	5- 8	224	0- 0	82	63	182	182	5	5	
TOTALS	RPI 1-25	RPI 26-50	W-L RECORDS	RPI 51-100	RPI 101-150	RPI 150+				
6- 18	0- 8	0- 1	OVERALL	0- 5	0- 3	6- 1				
5- 6	0- 1	0- 1	HOME	0- 2	0- 2	5- 0				
1- 9	0- 5	0- 0	AWAY	0- 3	0- 0	1- 1				
0- 3	0- 2	0- 0	NEUTRAL	0- 0	0- 1	0- 0				
5- 8	0- 3	0- 1	NON-CONFERENCE	0- 2	0- 2	5- 0				
4- 2	0- 0	0- 1	HOME	0- 0	0- 1	4- 0				
1- 3	0- 1	0- 0	AWAY	0- 2	0- 0	1- 0				
0- 3	0- 2	0- 0	NEUTRAL	0- 0	0- 1	0- 0				
1- 10	0- 5	0- 0	CONFERENCE	0- 3	0- 1	1- 1				
1- 4	0- 1	0- 0	HOME	0- 2	0- 1	1- 0				
0- 6	0- 4	0- 0	AWAY	0- 1	0- 0	0- 1				
0- 0	0- 0	0- 0	NEUTRAL	0- 0	0- 0	0- 0				

RPI S	Opponent	Score	RPI S	Opponent	Score	RPI S	Opponent	Score	RPI S	Opponent	Score	Team's RPI: 186
6 N	UConn	42 80	26 H	Central Mich.	57 66	51 A	Middle Tenn.	58 65	107 H	Georgia	64 71	
7 A	NC State	54 74				53 H	Tennessee	65 82	118 N	Creighton	55 75	
14 A	South Carolina	69 80				56 A	Kansas St.	61 72	140 H	North Ala.	71 74	
19 A	Texas A&M	53 69				57 H	Auburn	70 72	192 A	Ball St.	60 43	
19 H	Texas A&M	43 50				83 A	Arkansas	62 83	198 A	Ole Miss	60 65	
21 N	Miami (FL)	65 90							198 H	Ole Miss	80 68	
22 A	Kentucky	55 77							261 H	Austin Peay	99 70	
24 A	Missouri	46 69							273 H	Samford	77 52	
									291 H	Tennessee St.	89 63	
									333 H	Presbyterian	78 43	
LAST 12 Division I GAMES:												
198 A	Ole Miss	60 65	57 H	Auburn	70 72							
24 A	Missouri	46 69	83 A	Arkansas	62 83							
53 H	Tennessee	65 82	19 H	Texas A&M	43 50							
19 A	Texas A&M	53 69	107 H	Georgia	64 71							
14 A	South Carolina	69 80	22 A	Kentucky	55 77							
198 H	Ole Miss	80 68	273 H	Samford	77 52							

Non-Div I Games:

Vanderbilt

■ Loss,
■ Non-Conf,
■ S Site,
■ H Home
■ A Away
N Neutral

Average RPI Win: 285	WON-LOST	WINNING	LAST 10	STRENGTH OF	OPP. STRENGTH	TEAM	ADJ.	CONF.	ADJ CONF.
Average RPI Loss: 166	RECORD	PCT. RANK	GAMES	SCHEDULE	OF SCHEDULE	RPI	RPI	RPI	RPI
DIV. I ONLY	9- 14	236	0- 1	252	293	268	268	23	23
DIV. I NON-CONF.	3- 8	267	0- 1	196	302	287	287	25	25
TOTALS	RPI 1-25	RPI 26-50	W-L RECORDS	RPI 51-100	RPI 101-150	RPI 150+			
9- 14	0- 0	0- 0	OVERALL	0- 4	0- 3	9- 7			
5- 7	0- 0	0- 0	HOME	0- 3	0- 0	5- 4			
4- 7	0- 0	0- 0	AWAY	0- 1	0- 3	4- 3			
0- 0	0- 0	0- 0	NEUTRAL	0- 0	0- 0	0- 0			
3- 8	0- 0	0- 0	NON-CONFERENCE	0- 2	0- 2	3- 4			
2- 5	0- 0	0- 0	HOME	0- 2	0- 0	2- 3			
1- 3	0- 0	0- 0	AWAY	0- 0	0- 2	1- 1			
0- 0	0- 0	0- 0	NEUTRAL	0- 0	0- 0	0- 0			
6- 6	0- 0	0- 0	CONFERENCE	0- 2	0- 1	6- 3			
3- 2	0- 0	0- 0	HOME	0- 1	0- 0	3- 1			
3- 4	0- 0	0- 0	AWAY	0- 1	0- 1	3- 2			
0- 0	0- 0	0- 0	NEUTRAL	0- 0	0- 0	0- 0			

RPI S	Opponent	Score	RPI S	Opponent	Score	RPI S	Opponent	Score	RPI S	Opponent	Score	Team's RPI: 268
						74	A Maine	45 66	106	A Hartford	32 61	
						74	H Maine	51 63	129	A Kansas	36 77	
						76	H Yale	55 58	149	A South Fla.	55 102	
						80	H Drexel	44 60	159	H Stony Brook	61 67	
									175	H Rider	54 49	
									203	H Dartmouth	42 66	
									207	H Holy Cross	40 65	
									229	H Rhode Island	58 61	
									234	A Albany (NY)	40 65	
									234	H Albany (NY)	52 39	
									256	A Binghamton	58 57	
									275	A Canisius	46 67	
									308	H Wagner	56 54	
									311	A UMBC	58 44	
									312	A NJIT	71 63	
									321	A New Hampshire	51 50	
									321	H New Hampshire	69 60	
									326	A UMass Lowell	51 54	
									326	H UMass Lowell	52 42	
LAST 12 Division I GAMES:												
			80	H Drexel	44 60		311	A UMBC	58 44			
			321	A New Hampshire	51 50		256	A Binghamton	58 57			
			234	A Albany (NY)	40 65		321	H New Hampshire	69 60			
			74	A Maine	45 66		106	A Hartford	32 61			
			326	H UMass Lowell	52 42		74	H Maine	51 63			
			159	H Stony Brook	61 67		234	H Albany (NY)	52 39			

Non-Div I Games: Norwich 78 28

Vermont

■ Loss,
 ■ Non-Conf,
 ■ S Site,
 ■ H Home
 ■ A Away
 N Neutral

Average RPI Win:	143	WON-LOST	WINNING	LAST 10	STRENGTH OF	OPP. STRENGTH	TEAM	ADJ.	CONF.	ADJ CONF.
Average RPI Loss:	45	RECORD	PCT. RANK	GAMES	SCHEDULE	OF SCHEDULE	RPI	RPI	RPI	RPI
DIV. I ONLY	15- 9	102	0- 1	38	42	41	41	6	6	
DIV. I NON-CONF.	9- 2	43	0- 0	83	58	22	22	4	4	
TOTALS	RPI 1-25	RPI 26-50	W-L RECORDS	RPI 51-100	RPI 101-150	RPI 150+				
15- 9	0- 3	0- 3	OVERALL	3- 2	6- 1	6- 0				
8- 3	0- 1	0- 2	HOME	1- 0	4- 0	3- 0				
7- 5	0- 2	0- 1	AWAY	2- 1	2- 1	3- 0				
0- 1	0- 0	0- 0	NEUTRAL	0- 1	0- 0	0- 0				
9- 2	0- 1	0- 0	NON-CONFERENCE	2- 1	2- 0	5- 0				
5- 0	0- 0	0- 0	HOME	1- 0	2- 0	2- 0				
4- 1	0- 1	0- 0	AWAY	1- 0	0- 0	3- 0				
0- 1	0- 0	0- 0	NEUTRAL	0- 1	0- 0	0- 0				
6- 7	0- 2	0- 3	CONFERENCE	1- 1	4- 1	1- 0				
3- 3	0- 1	0- 2	HOME	0- 0	2- 0	1- 0				
3- 4	0- 1	0- 1	AWAY	1- 1	2- 1	0- 0				
0- 0	0- 0	0- 0	NEUTRAL	0- 0	0- 0	0- 0				

RPI 1-25				RPI 26-50				Team's RPI: 41	RPI 51-100				RPI 101+			
RPI	S	Opponent	Score	RPI	S	Opponent	Score		RPI	S	Opponent	Score	RPI	S	Opponent	Score
9	A	Marquette	55 93	31	A	DePaul	70 93		62	A	Penn	58 50	106	H	Hartford	59 41
9	H	Marquette	55 91	31	H	DePaul	59 66		68	N	Virginia Tech	59 61	107	H	Georgia	62 56
15	A	UCF	56 71	45	H	Butler	55 63		85	H	Princeton	67 46	108	A	Providence	61 67
									91	A	Georgetown	63 68	108	H	Providence	53 33
									95	A	St. John's (NY)	73 57	118	A	Creighton	54 52
													118	H	Creighton	67 62
													125	A	Seton Hall	70 66
													153	A	Lehigh	70 48
													166	H	Temple	76 68
													174	H	Xavier	75 71
													205	A	George Washington	60 45
													237	A	Saint Joseph's	47 35
													285	H	La Salle	81 68
LAST 12 Division I GAMES:																
9	A	Marquette	55 93	91	A	Georgetown	63 68									
31	A	DePaul	70 93	62	A	Penn	58 50									
118	H	Creighton	67 62	31	H	DePaul	59 66									
108	H	Providence	53 33	9	H	Marquette	55 91									
95	A	St. John's (NY)	73 57	108	A	Providence	61 67									
125	A	Seton Hall	70 66	118	A	Creighton	54 52									

Non-Div I Games:

Villanova

Average RPI Win:	140	WON-LOST	WINNING	LAST 10	STRENGTH OF	OPP. STRENGTH	TEAM	ADJ.	CONF.	ADJ CONF.
Average RPI Loss:	51	RECORD	PCT. RANK	GAMES	SCHEDULE	OF SCHEDULE	RPI	RPI	RPI	RPI
DIV. I ONLY	10- 14	221	1- 0	7	20	100	100	1	1	
DIV. I NON-CONF.	6- 7	172	0- 0	30	57	119	119	1	1	
TOTALS	RPI 1-25	RPI 26-50	W-L RECORDS	RPI 51-100	RPI 101-150	RPI 150+				
10- 14	0- 8	0- 2	OVERALL	4- 1	3- 2	3- 1				
7- 7	0- 3	0- 1	HOME	3- 1	1- 1	3- 1				
2- 6	0- 5	0- 1	AWAY	1- 0	1- 0	0- 0				
1- 1	0- 0	0- 0	NEUTRAL	0- 0	1- 1	0- 0				
6- 7	0- 3	0- 1	NON-CONFERENCE	2- 1	1- 1	3- 1				
4- 4	0- 1	0- 1	HOME	1- 1	0- 0	3- 1				
1- 2	0- 2	0- 0	AWAY	1- 0	0- 0	0- 0				
1- 1	0- 0	0- 0	NEUTRAL	0- 0	1- 1	0- 0				
4- 7	0- 5	0- 1	CONFERENCE	2- 0	2- 1	0- 0				
3- 3	0- 2	0- 0	HOME	2- 0	1- 1	0- 0				
1- 4	0- 3	0- 1	AWAY	0- 0	1- 0	0- 0				
0- 0	0- 0	0- 0	NEUTRAL	0- 0	0- 0	0- 0				

RPI 1-25				RPI 26-50				RPI 51-100 Team's RPI: 100				RPI 101+			
RPI	S	Opponent	Score	RPI	S	Opponent	Score	RPI	S	Opponent	Score	RPI	S	Opponent	Score
3	A	Louisville	43 91	26	H	Central Mich.	61 74	68	H	Virginia Tech	62 58	105	H	Boston College	79 77
7	H	NC State	38 66	46	A	Clemson	65 71	70	A	Old Dominion	73 67	119	H	Wake Forest	42 52
8	A	Syracuse	68 72					86	H	Duke	53 47	122	A	Pittsburgh	74 57
10	H	Mississippi St.	44 72					92	H	Radford	44 57	134	N	Alabama	52 64
18	H	Florida St.	61 63					98	H	American	57 54	149	N	South Fla.	74 67
21	A	Miami (FL)	59 72									151	H	Charlotte	65 61
22	A	Kentucky	51 63									184	H	Saint Louis	65 67
23	A	Michigan St.	66 91									220	H	N.C. A&T	67 57
												328	H	Coppin St.	55 41
LAST 12 Division I GAMES:															
86	H	Duke	53 47	3	A	Louisville	43 91								
105	H	Boston College	79 77	7	H	NC State	38 66								
21	A	Miami (FL)	59 72	68	H	Virginia Tech	62 58								
8	A	Syracuse	68 72	46	A	Clemson	65 71								
119	H	Wake Forest	42 52	18	H	Florida St.	61 63								
122	A	Pittsburgh	74 57	151	H	Charlotte	65 61								

Non-Div I Games:

Virginia

■ Loss,
■ Non-Conf, S Site,
■ Home
■ Away
N Neutral

Average RPI Win:	174	WON-LOST	WINNING	LAST 10	STRENGTH OF	OPP. STRENGTH	TEAM	ADJ.	CONF.	ADJ CONF.
Average RPI Loss:	24	RECORD	PCT. RANK	GAMES	SCHEDULE	OF SCHEDULE	RPI	RPI	RPI	RPI
DIV. I ONLY	16- 8	82	1- 0	71	24	68	68	1	1	
DIV. I NON-CONF.	13- 0	1	0- 0	266	139	37	37	1	1	
TOTALS	RPI 1-25	RPI 26-50	W-L RECORDS	RPI 51-100	RPI 101-150	RPI 150+				
16- 8	0- 6	2- 1	OVERALL	3- 1	4- 0	7- 0				
8- 5	0- 4	1- 1	HOME	1- 0	1- 0	5- 0				
4- 3	0- 2	0- 0	AWAY	1- 1	2- 0	1- 0				
4- 0	0- 0	1- 0	NEUTRAL	1- 0	1- 0	1- 0				
13- 0	0- 0	2- 0	NON-CONFERENCE	2- 0	2- 0	7- 0				
8- 0	0- 0	1- 0	HOME	1- 0	1- 0	5- 0				
1- 0	0- 0	0- 0	AWAY	0- 0	0- 0	1- 0				
4- 0	0- 0	1- 0	NEUTRAL	1- 0	1- 0	1- 0				
3- 8	0- 6	0- 1	CONFERENCE	1- 1	2- 0	0- 0				
0- 5	0- 4	0- 1	HOME	0- 0	0- 0	0- 0				
3- 3	0- 2	0- 0	AWAY	1- 1	2- 0	0- 0				
0- 0	0- 0	0- 0	NEUTRAL	0- 0	0- 0	0- 0				

RPI 1-25				RPI 26-50				RPI 51-100				RPI 101+			
RPI	S	Opponent	Score	RPI	S	Opponent	Score	RPI	S	Opponent	Score	RPI	S	Opponent	Score
1	H	Notre Dame	51 80	28	H	Rutgers	67 51	86	A	Duke	64 57	105	A	Boston College	95 86
3	H	Louisville	63 72	30	H	North Carolina	69 81	90	N	Ohio St.	81 73	116	N	Dayton	69 57
7	A	NC State	61 70	41	N	Villanova	61 59	92	H	Radford	55 44	122	A	Pittsburgh	74 58
8	H	Syracuse	73 75					100	A	Virginia	58 62	143	H	Chattanooga	74 59
18	H	Florida St.	54 56									239	H	Monmouth	82 49
21	A	Miami (FL)	61 68									242	A	Liberty	72 61
												255	N	Richmond	85 57
												263	H	Mt. St. Mary's	83 51
												284	H	Ga. Southern	78 49
												340	H	Longwood	93 39
												343	H	USC Upstate	96 45
LAST 12 Division I GAMES:															
86	A	Duke	64 57	7	A	NC State	61 70								
3	H	Louisville	63 72	1	H	Notre Dame	51 80								
105	A	Boston College	95 86	100	A	Virginia	58 62								
122	A	Pittsburgh	74 58	8	H	Syracuse	73 75								
18	H	Florida St.	54 56	21	A	Miami (FL)	61 68								
30	H	North Carolina	69 81	340	H	Longwood	93 39								

Non-Div I Games:

Virginia Tech

Average RPI Win: 317	WON-LOST	WINNING	LAST 10	STRENGTH OF	OPP. STRENGTH	TEAM	ADJ.	CONF.	ADJ CONF.
Average RPI Loss: 223	RECORD	PCT. RANK	GAMES	SCHEDULE	OF SCHEDULE	RPI	RPI	RPI	RPI
DIV. I ONLY	7- 14	261	0- 1	317	350	308	308	31	31
DIV. I NON-CONF.	1- 9	326	0- 1	282	341	340	340	31	31
TOTALS	RPI 1-25	RPI 26-50	W-L RECORDS	RPI 51-100	RPI 101-150	RPI 150+			
7- 14	0- 0	0- 0	OVERALL	0- 1	0- 2	7- 11			
4- 4	0- 0	0- 0	HOME	0- 1	0- 0	4- 3			
3- 9	0- 0	0- 0	AWAY	0- 0	0- 2	3- 7			
0- 1	0- 0	0- 0	NEUTRAL	0- 0	0- 0	0- 1			
1- 9	0- 0	0- 0	NON-CONFERENCE	0- 1	0- 2	1- 6			
0- 3	0- 0	0- 0	HOME	0- 1	0- 0	0- 2			
1- 5	0- 0	0- 0	AWAY	0- 0	0- 2	1- 3			
0- 1	0- 0	0- 0	NEUTRAL	0- 0	0- 0	0- 1			
6- 5	0- 0	0- 0	CONFERENCE	0- 0	0- 0	6- 5			
4- 1	0- 0	0- 0	HOME	0- 0	0- 0	4- 1			
2- 4	0- 0	0- 0	AWAY	0- 0	0- 0	2- 4			
0- 0	0- 0	0- 0	NEUTRAL	0- 0	0- 0	0- 0			

W
a
g
n
e
rW
a
g
n
e
r

RPI 1-25				RPI 26-50				RPI 51-100				RPI 101+ Team's RPI: 308			
RPI	S	Opponent	Score	RPI	S	Opponent	Score	RPI	S	Opponent	Score	RPI	S	Opponent	Score
								76	H	Yale	41 74	121	A	Fordham	59 80
												125	A	Seton Hall	40 95
												159	A	Stony Brook	45 70
												215	A	Saint Francis (PA)	70 107
												216	A	Robert Morris	46 69
												226	A	Sacred Heart	64 72
												226	H	Sacred Heart	68 80
												263	H	Mt. St. Mary's	92 76
												264	A	St. Francis Brooklyn	61 76
												264	H	St. Francis Brooklyn	87 85
												268	A	Vermont	54 56
												290	N	Siena	71 74
												292	H	Army West Point	46 61
												303	A	Central Conn. St.	75 63
												320	H	Lafayette	43 66
												329	A	Saint Peter's	57 69
												340	A	Longwood	86 60
												344	H	Fairleigh Dickinson	71 59
												351	A	LIU Brooklyn	66 62
												351	H	LIU Brooklyn	72 62
LAST 12 Division I GAMES:															
				290	N	Siena	71 74					226	A	Sacred Heart	64 72
				264	H	St. Francis Brooklyn	87 85					263	H	Mt. St. Mary's	92 76
				351	A	LIU Brooklyn	66 62					344	H	Fairleigh Dickinson	71 59
				351	H	LIU Brooklyn	72 62					226	H	Sacred Heart	68 80
				215	A	Saint Francis (PA)	70 107					303	A	Central Conn. St.	75 63
				216	A	Robert Morris	46 69					264	A	St. Francis Brooklyn	61 76

Non-Div I Games: Staten Island 86 59

Wagner

Loss, Non-Conf, S Site, H Home A Away N Neutral

Wake Forest

Through Games Of Feb. 15, 2019

Average RPI Win:	166	WON-LOST	WINNING	LAST 10	STRENGTH OF	OPP. STRENGTH	TEAM	ADJ.	CONF.	ADJ CONF.
Average RPI Loss:	63	RECORD	PCT. RANK	GAMES	SCHEDULE	OF SCHEDULE	RPI	RPI	RPI	RPI
DIV. I ONLY	10- 14	221	0- 1	11	69	119	119	1	1	
DIV. I NON-CONF.	9- 4	85	0- 0	50	280	75	75	1	1	
TOTALS	RPI 1-25	RPI 26-50	W-L RECORDS	RPI 51-100	RPI 101-150	RPI 150+				
10- 14	0- 5	1- 4	OVERALL	2- 1	1- 2	6- 2				
7- 8	0- 3	1- 3	HOME	1- 0	1- 1	4- 1				
2- 6	0- 2	0- 1	AWAY	1- 1	0- 1	1- 1				
1- 0	0- 0	0- 0	NEUTRAL	0- 0	0- 0	1- 0				
9- 4	0- 0	1- 1	NON-CONFERENCE	1- 0	1- 1	6- 2				
7- 2	0- 0	1- 1	HOME	1- 0	1- 0	4- 1				
1- 2	0- 0	0- 0	AWAY	0- 0	0- 1	1- 1				
1- 0	0- 0	0- 0	NEUTRAL	0- 0	0- 0	1- 0				
1- 10	0- 5	0- 3	CONFERENCE	1- 1	0- 1	0- 0				
0- 6	0- 3	0- 2	HOME	0- 0	0- 1	0- 0				
1- 4	0- 2	0- 1	AWAY	1- 1	0- 0	0- 0				
0- 0	0- 0	0- 0	NEUTRAL	0- 0	0- 0	0- 0				

RPI 1-25				RPI 26-50				RPI 51-100				RPI 101+ Team's RPI: 119			
RPI	S	Opponent	Score	RPI	S	Opponent	Score	RPI	S	Opponent	Score	RPI	S	Opponent	Score
1	A	Notre Dame	48 78	30	A	North Carolina	61 84	86	A	Duke	52 66	102	A	VCU	40 53
3	H	Louisville	49 73	37	H	James Madison	50 49	95	H	St. John's (NY)	64 59	105	H	Boston College	64 65
7	H	NC State	50 59	42	H	Georgia Tech	46 60	100	A	Virginia	52 42	110	H	Towson	60 53
18	A	Florida St.	61 85	44	H	Indiana	73 87					151	A	Charlotte	69 43
21	H	Miami (FL)	57 72	46	H	Clemson	53 69					160	H	Mercer	69 54
LAST 12 Division I GAMES:															
42	H	Georgia Tech	46 60	3	H	Louisville	49 73								
46	H	Clemson	53 69	30	A	North Carolina	61 84								
18	A	Florida St.	61 85	1	A	Notre Dame	48 78								
7	H	NC State	50 59	105	H	Boston College	64 65								
100	A	Virginia	52 42	21	H	Miami (FL)	57 72								
86	A	Duke	52 66	270	H	Norfolk St.	63 61								

Non-Div I Games:

Wake Forest

■ Loss,
 ■ Non-Conf,
 ■ S Site,
 ■ H Home
 ■ A Away
 N Neutral

Average RPI Win:	191	WON-LOST	WINNING	LAST 10	STRENGTH OF	OPP. STRENGTH	TEAM	ADJ.	CONF.	ADJ CONF.
Average RPI Loss:	56	RECORD	PCT. RANK	GAMES	SCHEDULE	OF SCHEDULE	RPI	RPI	RPI	RPI
DIV. I ONLY	8- 17	271	0- 1	25	45	156	156	2	2	
DIV. I NON-CONF.	7- 5	132	0- 1	93	163	129	129	2	2	
TOTALS	RPI 1-25	RPI 26-50	W-L RECORDS	RPI 51-100	RPI 101-150	RPI 150+				
8- 17	0- 4	0- 5	OVERALL	2- 4	1- 4	5- 0				
6- 7	0- 2	0- 1	HOME	1- 3	1- 1	4- 0				
1- 8	0- 2	0- 3	AWAY	0- 1	0- 2	1- 0				
1- 2	0- 0	0- 1	NEUTRAL	1- 0	0- 1	0- 0				
7- 5	0- 1	0- 1	NON-CONFERENCE	2- 1	0- 2	5- 0				
5- 2	0- 1	0- 0	HOME	1- 1	0- 0	4- 0				
1- 1	0- 0	0- 0	AWAY	0- 0	0- 1	1- 0				
1- 2	0- 0	0- 1	NEUTRAL	1- 0	0- 1	0- 0				
1- 12	0- 3	0- 4	CONFERENCE	0- 3	1- 2	0- 0				
1- 5	0- 1	0- 1	HOME	0- 2	1- 1	0- 0				
0- 7	0- 2	0- 3	AWAY	0- 1	0- 1	0- 0				
0- 0	0- 0	0- 0	NEUTRAL	0- 0	0- 0	0- 0				

RPI 1-25				RPI 26-50				RPI 51-100				RPI 101+ Team's RPI: 156			
RPI	S	Opponent	Score	RPI	S	Opponent	Score	RPI	S	Opponent	Score	RPI	S	Opponent	Score
4	A	Oregon	71 84	27	A	Oregon St.	67 78	52	A	Southern California	57 82	121	N	Fordham	57 65
4	H	Oregon	57 76	27	H	Oregon St.	39 86	55	H	Boise St.	69 73	127	A	Washington St.	61 94
5	A	Stanford	54 91	40	A	California	70 79	58	H	Utah	43 58	127	H	Washington St.	76 79
10	H	Mississippi St.	56 103	43	A	UCLA	60 76	73	H	Arizona	59 69	131	A	Tulane	51 63
				49	N	Michigan	73 80	86	N	Duke	71 64	141	H	Colorado	68 58
								90	H	Ohio St.	69 59	169	H	Montana	69 54
												214	H	George Mason	81 52
												235	H	Northern Ariz.	81 59
												250	H	Cal St. Fullerton	83 74
												342	A	Seattle U	69 58
LAST 12 Division I GAMES:															
55	H	Boise St.	69 73	52	A	Southern California	57 82	4	H	Oregon	57 76	27	H	Oregon St.	39 86
49	N	Michigan	73 80	40	A	California	70 79	5	A	Stanford	54 91	58	H	Utah	43 58
121	N	Fordham	57 65	43	A	UCLA	60 76								

Non-Div I Games:

Washington

■ Loss,
■ Non-Conf,
■ S Site,
■ H Home
■ A Away
N Neutral

Average RPI Win:	152	WON-LOST	WINNING	LAST 10	STRENGTH OF	OPP. STRENGTH	TEAM	ADJ.	CONF.	ADJ CONF.
Average RPI Loss:	58	RECORD	PCT. RANK	GAMES	SCHEDULE	OF SCHEDULE	RPI	RPI	RPI	RPI
DIV. I ONLY	9- 16	253	1- 0	13	29	127	127	2	2	
DIV. I NON-CONF.	5- 6	177	1- 0	78	114	168	168	2	2	
TOTALS	RPI 1-25	RPI 26-50	W-L RECORDS	RPI 51-100	RPI 101-150	RPI 150+				
9- 16	0- 5	0- 5	OVERALL	3- 3	1- 1	5- 2				
6- 7	0- 2	0- 2	HOME	3- 2	1- 0	2- 1				
1- 8	0- 3	0- 3	AWAY	0- 1	0- 0	1- 1				
2- 1	0- 0	0- 0	NEUTRAL	0- 0	0- 1	2- 0				
5- 6	0- 1	0- 1	NON-CONFERENCE	2- 1	0- 1	3- 2				
3- 3	0- 0	0- 1	HOME	2- 1	0- 0	1- 1				
0- 2	0- 1	0- 0	AWAY	0- 0	0- 0	0- 1				
2- 1	0- 0	0- 0	NEUTRAL	0- 0	0- 1	2- 0				
4- 10	0- 4	0- 4	CONFERENCE	1- 2	1- 0	2- 0				
3- 4	0- 2	0- 1	HOME	1- 1	1- 0	1- 0				
1- 6	0- 2	0- 3	AWAY	0- 1	0- 0	1- 0				
0- 0	0- 0	0- 0	NEUTRAL	0- 0	0- 0	0- 0				

RPI 1-25				RPI 26-50				RPI 51-100				RPI 101+ Team's RPI: 127			
RPI	S	Opponent	Score	RPI	S	Opponent	Score	RPI	S	Opponent	Score	RPI	S	Opponent	Score
4	A	Oregon	58 98	27	A	Oregon St.	69 76	52	A	Southern California	73 81	129	N	Kansas	63 71
4	H	Oregon	64 79	27	H	Oregon St.	35 52	55	H	Boise St.	95 71	141	H	Colorado	74 48
5	A	Stanford	64 85	40	A	California	63 77	58	H	Utah	68 72	156	A	Washington	79 76
13	A	Gonzaga	53 76	43	A	UCLA	56 83	73	H	Arizona	90 88	156	H	Washington	94 61
16	H	Arizona St.	46 61	48	H	Saint Mary's (CA)	64 70	82	H	UC Davis	62 75	164	A	CSUN	52 65
								94	H	Nebraska	87 84	200	N	Jacksonville St.	64 51
LAST 12 Division I GAMES:															
		246 N	Wichita St.	85 59			43 A	UCLA	56 83			211	H	Utah St.	61 72
		200 N	Jacksonville St.	64 51			27 H	Oregon St.	35 52			243	H	San Francisco	91 61
		156 H	Washington	94 61			4 H	Oregon	64 79			246 N	Wichita St.	85 59	
		73 H	Arizona	90 88			5 A	Stanford	64 85						
		16 H	Arizona St.	46 61			40 A	California	63 77						
		52 A	Southern California	73 81			141 H	Colorado	74 48						

Non-Div I Games:

Washington St.

■ Loss,
 ■ Non-Conf,
 ■ S Site,
 ■ H Home
 ■ A Away
 N Neutral

Average RPI Win:	247	WON-LOST	WINNING	LAST 10	STRENGTH OF	OPP. STRENGTH	TEAM	ADJ.	CONF.	ADJ CONF.
Average RPI Loss:	172	RECORD	PCT. RANK	GAMES	SCHEDULE	OF SCHEDULE	RPI	RPI	RPI	RPI
DIV. I ONLY	4- 19	324	0- 0	255	195	322	322	16	16	
DIV. I NON-CONF.	2- 7	288	0- 0	286	228	313	313	12	12	
TOTALS	RPI 1-25	RPI 26-50	W-L RECORDS	RPI 51-100	RPI 101-150	RPI 150+				
4- 19	0- 0	0- 0	OVERALL	0- 3	1- 5	3- 11				
2- 9	0- 0	0- 0	HOME	0- 2	0- 2	2- 5				
2- 9	0- 0	0- 0	AWAY	0- 1	1- 2	1- 6				
0- 1	0- 0	0- 0	NEUTRAL	0- 0	0- 1	0- 0				
2- 7	0- 0	0- 0	NON-CONFERENCE	0- 1	0- 2	2- 4				
1- 2	0- 0	0- 0	HOME	0- 0	0- 0	1- 2				
1- 4	0- 0	0- 0	AWAY	0- 1	0- 1	1- 2				
0- 1	0- 0	0- 0	NEUTRAL	0- 0	0- 1	0- 0				
2- 12	0- 0	0- 0	CONFERENCE	0- 2	1- 3	1- 7				
1- 7	0- 0	0- 0	HOME	0- 2	0- 2	1- 3				
1- 5	0- 0	0- 0	AWAY	0- 0	1- 1	0- 4				
0- 0	0- 0	0- 0	NEUTRAL	0- 0	0- 0	0- 0				

RPI S	Opponent	Score	RPI S	Opponent	Score	RPI S	Opponent	Score	RPI S	Opponent	Score	Team's RPI: 322
						58	A Utah	56 77	102	N VCU	36 64	
						84	H Idaho	74 79	117	A Pepperdine	47 68	
						93	H Idaho St.	57 70	123	A Northern Colo.	55 54	
									133	A Portland St.	38 65	
									133	H Portland St.	59 77	
									146	H Montana St.	59 66	
									163	H UC Riverside	39 71	
									167	H Portland	73 89	
									169	A Montana	56 64	
									169	H Montana	60 72	
									181	H Eastern Wash.	58 64	
									224	A Sacramento St.	62 77	
									235	A Northern Ariz.	64 74	
									235	H Northern Ariz.	64 75	
									269	H UTEP	68 63	
									282	A Southern Utah	79 84	
									282	H Southern Utah	67 66	
									286	A Utah Valley	59 65	
									300	A UTSA	59 66	
									314	A Incarnate Word	72 64	
LAST 12 Division I GAMES:												
169	A Montana	56 64	146	H Montana St.	59 66							
235	H Northern Ariz.	64 75	123	A Northern Colo.	55 54							
282	H Southern Utah	67 66	133	H Portland St.	59 77							
224	A Sacramento St.	62 77	93	H Idaho St.	57 70							
133	A Portland St.	38 65	282	A Southern Utah	79 84							
169	H Montana	60 72	235	A Northern Ariz.	64 74							

Non-Div I Games: La Verne 105 43

Weber St.

Average RPI Win:	186	WON-LOST	WINNING	LAST 10	STRENGTH OF	OPP. STRENGTH	TEAM	ADJ.	CONF.	ADJ CONF.
Average RPI Loss:	18	RECORD	PCT. RANK	GAMES	SCHEDULE	OF SCHEDULE	RPI	RPI	RPI	RPI
DIV. I ONLY	17- 6	52	1- 0	129	28	63	63	3	3	
DIV. I NON-CONF.	9- 2	43	1- 0	341	128	186	186	3	3	
TOTALS	RPI 1-25	RPI 26-50	W-L RECORDS	RPI 51-100	RPI 101-150	RPI 150+				
17- 6	2- 5	0- 1	OVERALL	1- 0	6- 0	8- 0				
12- 2	1- 2	0- 0	HOME	1- 0	4- 0	6- 0				
4- 3	1- 2	0- 1	AWAY	0- 0	2- 0	1- 0				
1- 1	0- 1	0- 0	NEUTRAL	0- 0	0- 0	1- 0				
9- 2	0- 2	0- 0	NON-CONFERENCE	0- 0	2- 0	7- 0				
7- 1	0- 1	0- 0	HOME	0- 0	1- 0	6- 0				
1- 0	0- 0	0- 0	AWAY	0- 0	1- 0	0- 0				
1- 1	0- 1	0- 0	NEUTRAL	0- 0	0- 0	1- 0				
8- 4	2- 3	0- 1	CONFERENCE	1- 0	4- 0	1- 0				
5- 1	1- 1	0- 0	HOME	1- 0	3- 0	0- 0				
3- 3	1- 2	0- 1	AWAY	0- 0	1- 0	1- 0				
0- 0	0- 0	0- 0	NEUTRAL	0- 0	0- 0	0- 0				

RPI 1-25				RPI 26-50				RPI 51-100				Team's RPI: 63		RPI 101+			
RPI	S	Opponent	Score	RPI	S	Opponent	Score	RPI	S	Opponent	Score			RPI	S	Opponent	Score
2	A	Baylor	47 79	35	A	TCU	48 62	56	H	Kansas St.	60 30			110	H	Towson	90 43
11	A	Iowa St.	61 77											112	H	Oklahoma St.	67 58
11	H	Iowa St.	73 64											122	A	Pittsburgh	77 43
12	N	Iowa	81 84											129	H	Kansas	71 50
24	H	Missouri	51 68											148	A	Texas Tech	75 72
25	A	Texas	64 58											148	H	Texas Tech	68 65
25	H	Texas	58 70											158	A	Oklahoma	66 55
														233	H	Niagara	84 32
														296	H	Morgan St.	72 37
														307	H	Bryant	94 48
														312	H	NJIT	95 50
														328	H	Coppin St.	78 37
														331	H	Eastern Ky.	78 29
														331	N	Eastern Ky.	81 39
LAST 12 Division I GAMES:																	
331	N	Eastern Ky.	81 39	148	H	Texas Tech	68 65	2	A	Baylor	47 79						
148	A	Texas Tech	75 72	11	H	Iowa St.	73 64	158	A	Oklahoma	66 55						
11	A	Iowa St.	61 77	112	H	Oklahoma St.	67 58	25	H	Texas	58 70						
129	H	Kansas	71 50														
25	A	Texas	64 58														
56	H	Kansas St.	60 30														

Non-Div I Games:

West Virginia

■ Loss,
 ■ Non-Conf,
 S Site,
 ■ Home
 ■ Away
 N Neutral

Average RPI Win:	307	WON-LOST	WINNING	LAST 10	STRENGTH OF	OPP. STRENGTH	TEAM	ADJ.	CONF.	ADJ CONF.
Average RPI Loss:	211	RECORD	PCT. RANK	GAMES	SCHEDULE	OF SCHEDULE	RPI	RPI	RPI	RPI
DIV. I ONLY	2- 21	345	0- 1	243	343	339	339	27	27	
DIV. I NON-CONF.	2- 11	316	0- 0	149	346	304	304	24	24	
TOTALS	RPI 1-25	RPI 26-50	W-L RECORDS	RPI 51-100	RPI 101-150	RPI 150+				
2- 21	0- 1	0- 1	OVERALL	0- 0	0- 3	2- 16				
1- 8	0- 0	0- 0	HOME	0- 0	0- 0	1- 8				
1- 12	0- 1	0- 1	AWAY	0- 0	0- 2	1- 8				
0- 1	0- 0	0- 0	NEUTRAL	0- 0	0- 1	0- 0				
2- 11	0- 1	0- 1	NON-CONFERENCE	0- 0	0- 2	2- 7				
1- 4	0- 0	0- 0	HOME	0- 0	0- 0	1- 4				
1- 6	0- 1	0- 1	AWAY	0- 0	0- 1	1- 3				
0- 1	0- 0	0- 0	NEUTRAL	0- 0	0- 1	0- 0				
0- 10	0- 0	0- 0	CONFERENCE	0- 0	0- 1	0- 9				
0- 4	0- 0	0- 0	HOME	0- 0	0- 0	0- 4				
0- 6	0- 0	0- 0	AWAY	0- 0	0- 1	0- 5				
0- 0	0- 0	0- 0	NEUTRAL	0- 0	0- 0	0- 0				

RPI 1-25				RPI 26-50				RPI 51-100				RPI 101+ Team's RPI: 339			
RPI	S	Opponent	Score	RPI	S	Opponent	Score	RPI	S	Opponent	Score	RPI	S	Opponent	Score
22	A	Kentucky	39 99	42	A	Georgia Tech	49 84					128	A	Tennessee Tech	58 77
												140	N	North Ala.	66 89
												143	A	Chattanooga	58 72
												160	H	Mercer	67 69
												193	A	Coastal Caro.	59 77
												197	A	UNC Asheville	49 74
												209	A	Furman	55 65
												209	H	Furman	28 53
												220	H	N.C. A&T	51 69
												236	H	Campbell	37 63
												241	H	Gardner-Webb	52 62
												254	A	ETSU	80 88
												271	A	Winthrop	65 57
												273	A	Samford	43 58
												273	H	Samford	42 75
												282	A	Wofford	65 91
												282	H	Wofford	55 63
												304	H	South Carolina St.	39 54
												308	A	UNC Greensboro	59 71
												312	A	NJIT	71 79
												343	H	USC Upstate	68 64
LAST 12 Division I GAMES:															
273	A	Samford	43 58	273	H	Samford	42 75								
282	H	Wofford	55 63	160	H	Mercer	67 69								
209	H	Furman	28 53	209	A	Furman	55 65								
254	A	ETSU	80 88	282	A	Wofford	65 91								
143	A	Chattanooga	58 72	241	H	Gardner-Webb	52 62								
308	A	UNC Greensboro	59 71	304	H	South Carolina St.	39 54								

Non-Div I Games: North Greenville 71 44 Young Harris 63 54

Western Caro.

■ Loss,
 ■ Non-Conf,
 ■ S Site,
 ■ Home
 ■ A Away
 N Neutral

Average RPI Win:	271	WON-LOST	WINNING	LAST 10	STRENGTH OF	OPP. STRENGTH	TEAM	ADJ.	CONF.	ADJ CONF.
Average RPI Loss:	134	RECORD	PCT. RANK	GAMES	SCHEDULE	OF SCHEDULE	RPI	RPI	RPI	RPI
DIV. I ONLY	10- 13	212	1- 0	216	224	218	218	19	19	
DIV. I NON-CONF.	2- 9	297	0- 0	84	181	257	257	19	19	
TOTALS	RPI 1-25	RPI 26-50	W-L RECORDS	RPI 51-100	RPI 101-150	RPI 150+				
10- 13	0- 2	0- 3	OVERALL	0- 2	0- 0	10- 6				
6- 3	0- 2	0- 1	HOME	0- 0	0- 0	6- 0				
3- 7	0- 0	0- 2	AWAY	0- 1	0- 0	3- 4				
1- 3	0- 0	0- 0	NEUTRAL	0- 1	0- 0	1- 2				
2- 9	0- 2	0- 1	NON-CONFERENCE	0- 2	0- 0	2- 4				
1- 2	0- 2	0- 0	HOME	0- 0	0- 0	1- 0				
0- 4	0- 0	0- 1	AWAY	0- 1	0- 0	0- 2				
1- 3	0- 0	0- 0	NEUTRAL	0- 1	0- 0	1- 2				
8- 4	0- 0	0- 2	CONFERENCE	0- 0	0- 0	8- 2				
5- 1	0- 0	0- 1	HOME	0- 0	0- 0	5- 0				
3- 3	0- 0	0- 1	AWAY	0- 0	0- 0	3- 2				
0- 0	0- 0	0- 0	NEUTRAL	0- 0	0- 0	0- 0				

RPI 1-25				RPI 26-50				RPI 51-100				RPI 101+ Team's RPI: 218			
RPI	S	Opponent	Score	RPI	S	Opponent	Score	RPI	S	Opponent	Score	RPI	S	Opponent	Score
20	H	Drake	71 98	29	H	South Dakota St.	84 93	65	A	Purdue	60 81	162	A	Bradley	68 82
24	H	Missouri	64 89	38	A	South Dakota	49 92	99	N	Northern Ill.	61 86	171	A	Oral Roberts	64 68
				45	A	Butler	51 92					172	H	Denver	87 78
												209	N	Furman	85 78
												219	A	Southeast Mo. St.	71 81
												227	A	North Dakota	92 80
												227	H	North Dakota	111 90
												261	H	Austin Peay	77 72
												269	N	UTEP	72 84
												277	N	Eastern Ill.	62 64
												315	A	Omaha	79 67
												315	H	Omaha	78 70
												324	A	North Dakota St.	60 68
												324	H	North Dakota St.	82 70
												332	A	Purdue Fort Wayne	90 61
												332	H	Purdue Fort Wayne	73 59
LAST 12 Division I GAMES:															
315	A	Omaha	79 67	315	H	Omaha	78 70	227	A	North Dakota	92 80	171	A	Oral Roberts	64 68
332	A	Purdue Fort Wayne	90 61	227	A	North Dakota	92 80	171	A	Oral Roberts	64 68	172	H	Denver	87 78
324	H	North Dakota St.	82 70	324	A	North Dakota St.	60 68	172	H	Denver	87 78	29	H	South Dakota St.	84 93
227	H	North Dakota	111 90	332	H	Purdue Fort Wayne	73 59								
38	A	South Dakota	49 92												

Non-Div I Games: MacMurray 136 39 William Woods 81 73

Western Ill.

Loss, Non-Conf, S Site, H Home A Away N Neutral

Average RPI Win:	210	WON-LOST	WINNING	LAST 10	STRENGTH OF	OPP. STRENGTH	TEAM	ADJ.	CONF.	ADJ CONF.
Average RPI Loss:	73	RECORD	PCT. RANK	GAMES	SCHEDULE	OF SCHEDULE	RPI	RPI	RPI	RPI
DIV. I ONLY	12- 12	163	0- 1	79	64	126	126	14	14	
DIV. I NON-CONF.	4- 8	241	0- 1	29	3	125	125	18	18	
TOTALS	RPI 1-25	RPI 26-50	W-L RECORDS	RPI 51-100	RPI 101-150	RPI 150+				
12- 12	0- 4	1- 3	OVERALL	1- 1	1- 0	9- 4				
6- 6	0- 2	0- 1	HOME	1- 0	1- 0	4- 3				
5- 4	0- 1	1- 1	AWAY	0- 1	0- 0	4- 1				
1- 2	0- 1	0- 1	NEUTRAL	0- 0	0- 0	1- 0				
4- 8	0- 4	1- 2	NON-CONFERENCE	0- 0	0- 0	3- 2				
2- 3	0- 2	0- 0	HOME	0- 0	0- 0	2- 1				
1- 3	0- 1	1- 1	AWAY	0- 0	0- 0	0- 1				
1- 2	0- 1	0- 1	NEUTRAL	0- 0	0- 0	1- 0				
8- 4	0- 0	0- 1	CONFERENCE	1- 1	1- 0	6- 2				
4- 3	0- 0	0- 1	HOME	1- 0	1- 0	2- 2				
4- 1	0- 0	0- 0	AWAY	0- 1	0- 0	4- 0				
0- 0	0- 0	0- 0	NEUTRAL	0- 0	0- 0	0- 0				

RPI 1-25				RPI 26-50				RPI 51-100				RPI 101+ Team's RPI: 126			
RPI	S	Opponent	Score	RPI	S	Opponent	Score	RPI	S	Opponent	Score	RPI	S	Opponent	Score
1	A	Notre Dame	53 94	26	A	Central Mich.	90 108	51	A	Middle Tenn.	69 81	150	H	Louisiana Tech	81 76
3	H	Louisville	80 102	27	N	Oregon St.	60 74	70	H	Old Dominion	75 60	151	H	Charlotte	76 58
12	H	Iowa	67 104	34	H	Rice	46 68					152	H	Southern Ill.	83 76
13	N	Gonzaga	55 76	50	A	Little Rock	68 56					158	A	Oklahoma	83 90
LAST 12 Division I GAMES:															
		13 N Gonzaga	55 76			300 A UTSA	81 62								
		254 N ETSU	82 68			150 H Louisiana Tech	81 76								
		51 A Middle Tenn.	69 81			190 H Southern Miss.	56 69								
		173 H North Texas	67 76			294 A Fla. Atlantic	81 50								
		34 H Rice	46 68			318 A FIU	94 82								
		269 A UTEP	64 61			213 H Marshall	85 55								

Non-Div I Games: Union (TN) 77 65 Bellarmine 95 57

Western Ky.

Loss, Non-Conf, S Site, H Home A Away N Neutral

Average RPI Win:	292	WON-LOST	WINNING	LAST 10	STRENGTH OF	OPP. STRENGTH	TEAM	ADJ.	CONF.	ADJ CONF.
Average RPI Loss:	123	RECORD	PCT. RANK	GAMES	SCHEDULE	OF SCHEDULE	RPI	RPI	RPI	RPI
DIV. I ONLY	7- 13	255	0- 1	282	143	276	276	7	7	
DIV. I NON-CONF.	5- 5	162	0- 0	349	294	324	324	8	8	
TOTALS	RPI 1-25	RPI 26-50	W-L RECORDS	RPI 51-100	RPI 101-150	RPI 150+				
7- 13	0- 0	0- 3	OVERALL	0- 3	0- 2	7- 5				
2- 8	0- 0	0- 3	HOME	0- 2	0- 1	2- 2				
4- 4	0- 0	0- 0	AWAY	0- 1	0- 1	4- 2				
1- 1	0- 0	0- 0	NEUTRAL	0- 0	0- 0	1- 1				
5- 5	0- 0	0- 1	NON-CONFERENCE	0- 0	0- 0	5- 4				
2- 3	0- 0	0- 1	HOME	0- 0	0- 0	2- 2				
2- 1	0- 0	0- 0	AWAY	0- 0	0- 0	2- 1				
1- 1	0- 0	0- 0	NEUTRAL	0- 0	0- 0	1- 1				
2- 8	0- 0	0- 2	CONFERENCE	0- 3	0- 2	2- 1				
0- 5	0- 0	0- 2	HOME	0- 2	0- 1	0- 0				
2- 3	0- 0	0- 0	AWAY	0- 1	0- 1	2- 1				
0- 0	0- 0	0- 0	NEUTRAL	0- 0	0- 0	0- 0				

RPI 1-25				RPI 26-50				RPI 51-100				RPI 101+ Team's RPI: 276			
RPI	S	Opponent	Score	RPI	S	Opponent	Score	RPI	S	Opponent	Score	RPI	S	Opponent	Score
				26	H	Central Mich.	53 87	59	H	Miami (OH)	62 81	139	A	Akron	62 69
				32	H	Buffalo	59 61	72	H	Toledo	57 80	139	H	Akron	59 72
				49	H	Michigan	42 79	79	A	Kent St.	51 55	155	H	New Mexico St.	54 66
												192	A	Ball St.	65 62
												194	A	Eastern Mich.	61 64
												198	A	Ole Miss	66 69
												210	A	Bowling Green	84 82
												225	H	Loyola Chicago	53 64
												227	N	North Dakota	50 62
												294	A	Fla. Atlantic	69 59
												331	H	Eastern Ky.	64 53
												332	H	Purdue Fort Wayne	69 61
												335	A	Detroit Mercy	54 44
												349	N	Florida A&M	69 50
LAST 12 Division I GAMES:															
				26	H	Central Mich.	53 87	72	H	Toledo	57 80				
				139	A	Akron	62 69	194	A	Eastern Mich.	61 64				
				79	A	Kent St.	51 55	139	H	Akron	59 72				
				59	H	Miami (OH)	62 81	210	A	Bowling Green	84 82				
				192	A	Ball St.	65 62	349	N	Florida A&M	69 50				
				32	H	Buffalo	59 61	227	N	North Dakota	50 62				

Non-Div I Games: Saginaw Valley 75 51

Western Mich.

■ Loss,
 ■ Non-Conf, S Site,
 ■ Home
 ■ Away
 N Neutral

Average RPI Win:	222	WON-LOST	WINNING	LAST 10	STRENGTH OF	OPP. STRENGTH	TEAM	ADJ.	CONF.	ADJ CONF.
Average RPI Loss:	135	RECORD	PCT. RANK	GAMES	SCHEDULE	OF SCHEDULE	RPI	RPI	RPI	RPI
DIV. I ONLY	10- 13	212	0- 1	209	148	246	246	9	9	
DIV. I NON-CONF.	7- 6	153	0- 1	202	239	241	241	9	9	
TOTALS	RPI 1-25	RPI 26-50	W-L RECORDS	RPI 51-100	RPI 101-150	RPI 150+				
10- 13	0- 0	0- 1	OVERALL	1- 2	2- 6	7- 4				
8- 6	0- 0	0- 0	HOME	1- 0	1- 4	6- 2				
2- 4	0- 0	0- 0	AWAY	0- 1	1- 1	1- 2				
0- 3	0- 0	0- 1	NEUTRAL	0- 1	0- 1	0- 0				
7- 6	0- 0	0- 1	NON-CONFERENCE	1- 1	1- 4	5- 0				
7- 3	0- 0	0- 0	HOME	1- 0	1- 3	5- 0				
0- 0	0- 0	0- 0	AWAY	0- 0	0- 0	0- 0				
0- 3	0- 0	0- 1	NEUTRAL	0- 1	0- 1	0- 0				
3- 7	0- 0	0- 0	CONFERENCE	0- 1	1- 2	2- 4				
1- 3	0- 0	0- 0	HOME	0- 0	0- 1	1- 2				
2- 4	0- 0	0- 0	AWAY	0- 1	1- 1	1- 2				
0- 0	0- 0	0- 0	NEUTRAL	0- 0	0- 0	0- 0				

RPI S	Opponent	Score	RPI S	Opponent	Score	RPI S	Opponent	Score	RPI S	Opponent	Score	Team's RPI: 246
38 N	South Dakota	64 73	75 H	Missouri St.	63 60	103 H	Houston	58 66	112 H	Oklahoma St.	47 60	
			78 A	Cincinnati	54 82	118 H	Creighton	71 83	127 N	Washington St.	59 85	
			89 N	Northwestern	43 65	128 H	Tennessee Tech	45 55	131 A	Tulane	62 44	
						147 A	Tulsa	49 63	150 H	Louisiana Tech	70 56	
						166 H	Temple	40 65	182 H	Sam Houston St.	63 55	
						196 A	East Carolina	56 78	196 H	East Carolina	57 47	
						221 A	SMU	50 78	223 H	Grambling	70 61	
						232 A	Memphis	57 48	232 H	Memphis	50 71	
						337 H	Houston Baptist	68 50	346 H	Savannah St.	66 50	
						347 H	Ark.-Pine Bluff	76 39				
LAST 12 Division I GAMES:												
127 N	Washington St.	59 85	103 H	Houston	58 66							
78 A	Cincinnati	54 82	221 A	SMU	50 78							
232 A	Memphis	57 48	232 H	Memphis	50 71							
166 H	Temple	40 65	196 A	East Carolina	56 78							
196 H	East Carolina	57 47	147 A	Tulsa	49 63							
131 A	Tulane	62 44	346 H	Savannah St.	66 50							

Non-Div I Games:

Wichita St.

■ Loss,
 ■ Non-Conf,
 ■ S Site,
 ■ H Home
 ■ A Away
 N Neutral

William & Mary

Through Games Of Feb. 15, 2019

Average RPI Win:	220	WON-LOST	WINNING	LAST 10	STRENGTH OF	OPP. STRENGTH	TEAM	ADJ.	CONF.	ADJ CONF.
Average RPI Loss:	134	RECORD	PCT. RANK	GAMES	SCHEDULE	OF SCHEDULE	RPI	RPI	RPI	RPI
DIV. I ONLY	11- 11	163	0- 1	164	191	168	168	10	10	
DIV. I NON-CONF.	7- 4	108	0- 0	185	289	115	115	10	10	
TOTALS	RPI 1-25	RPI 26-50	W-L RECORDS	RPI 51-100	RPI 101-150	RPI 150+				
11- 11	0- 0	0- 1	OVERALL	0- 3	2- 4	9- 3				
6- 4	0- 0	0- 0	HOME	0- 1	1- 2	5- 1				
5- 7	0- 0	0- 1	AWAY	0- 2	1- 2	4- 2				
0- 0	0- 0	0- 0	NEUTRAL	0- 0	0- 0	0- 0				
7- 4	0- 0	0- 0	NON-CONFERENCE	0- 1	0- 2	7- 1				
4- 1	0- 0	0- 0	HOME	0- 0	0- 1	4- 0				
3- 3	0- 0	0- 0	AWAY	0- 1	0- 1	3- 1				
0- 0	0- 0	0- 0	NEUTRAL	0- 0	0- 0	0- 0				
4- 7	0- 0	0- 1	CONFERENCE	0- 2	2- 2	2- 2				
2- 3	0- 0	0- 0	HOME	0- 1	1- 1	1- 1				
2- 4	0- 0	0- 1	AWAY	0- 1	1- 1	1- 1				
0- 0	0- 0	0- 0	NEUTRAL	0- 0	0- 0	0- 0				

RPI S	Opponent	Score	RPI S	Opponent	Score	RPI S	Opponent	Score	RPI S	Opponent	Score	Team's RPI: 168
37	A James Madison	48 65	70	A Old Dominion	69 83	102	H VCU	55 72				
			80	H Drexel	58 62	106	A Hartford	45 50				
			87	A Northeastern	74 88	110	A Towson	80 69				
						115	A UNCW	58 66				
						115	H UNCW	70 64				
						144	H Delaware	59 70				
						154	A Davidson	65 76				
						195	H Elon	65 60				
						196	H East Carolina	63 43				
						205	H George Washington	73 59				
						230	H Howard	88 75				
						248	A Hofstra	60 55				
						255	H Richmond	65 55				
						270	A Norfolk St.	55 44				
						288	A Col. of Charleston	77 79				
						288	H Col. of Charleston	54 66				
						293	A Fairfield	60 54				
						302	A Loyola Maryland	65 49				
LAST 12 Division I GAMES:												
115	A UNCW	58 66	195	H Elon	65 60							
288	A Col. of Charleston	77 79	288	H Col. of Charleston	54 66							
80	H Drexel	58 62	115	H UNCW	70 64							
144	H Delaware	59 70	87	A Northeastern	74 88							
110	A Towson	80 69	248	A Hofstra	60 55							
37	A James Madison	48 65	205	H George Washington	73 59							

Non-Div I Games:

William & Mary

■ Loss,
 ■ Non-Conf,
 ■ S Site,
 ■ H Home
 ■ A Away
 N Neutral

Average RPI Win:	293	WON-LOST	WINNING	LAST 10	STRENGTH OF	OPP. STRENGTH	TEAM	ADJ.	CONF.	ADJ CONF.
Average RPI Loss:	201	RECORD	PCT. RANK	GAMES	SCHEDULE	OF SCHEDULE	RPI	RPI	RPI	RPI
DIV. I ONLY	10- 12	199	0- 1	330	329	271	271	28	28	
DIV. I NON-CONF.	4- 6	212	0- 0	317	333	277	277	29	29	
TOTALS	RPI 1-25	RPI 26-50	W-L RECORDS	RPI 51-100	RPI 101-150	RPI 150+				
10- 12	0- 0	0- 1	OVERALL	0- 1	0- 2	10- 8				
5- 4	0- 0	0- 0	HOME	0- 0	0- 0	5- 4				
5- 8	0- 0	0- 1	AWAY	0- 1	0- 2	5- 4				
0- 0	0- 0	0- 0	NEUTRAL	0- 0	0- 0	0- 0				
4- 6	0- 0	0- 1	NON-CONFERENCE	0- 0	0- 1	4- 4				
2- 1	0- 0	0- 0	HOME	0- 0	0- 0	2- 1				
2- 5	0- 0	0- 1	AWAY	0- 0	0- 1	2- 3				
0- 0	0- 0	0- 0	NEUTRAL	0- 0	0- 0	0- 0				
6- 6	0- 0	0- 0	CONFERENCE	0- 1	0- 1	6- 4				
3- 3	0- 0	0- 0	HOME	0- 0	0- 0	3- 3				
3- 3	0- 0	0- 0	AWAY	0- 1	0- 1	3- 1				
0- 0	0- 0	0- 0	NEUTRAL	0- 0	0- 0	0- 0				

RPI S	Opponent	Score	RPI S	Opponent	Score	RPI S	Opponent	Score	RPI S	Opponent	Score	Team's RPI: 271
37	A James Madison	39 56	92	A Radford	49 70	107	A Georgia	39 85				
						130	A High Point	54 56				
						176	A Wisconsin	41 76				
						179	H Hampton	63 84				
						195	H Elon	58 57				
						197	A UNC Asheville	36 70				
						236	A Campbell	59 46				
						241	A Gardner-Webb	64 62				
						241	H Gardner-Webb	52 65				
						282	A Wofford	53 70				
						284	A Ga. Southern	55 64				
						288	A Col. of Charleston	71 64				
						304	A South Carolina St.	58 50				
						319	H Charleston So.	57 52				
						333	A Presbyterian	62 54				
						333	H Presbyterian	55 52				
						339	H Western Caro.	57 65				
						340	H Longwood	77 69				
						341	H N.C. Central	66 41				
						343	H USC Upstate	50 76				
LAST 12 Division I GAMES:												
241	H Gardner-Webb	52 65	241	A Gardner-Webb	64 62							
333	A Presbyterian	62 54	236	A Campbell	59 46							
197	A UNC Asheville	36 70	92	A Radford	49 70							
130	A High Point	54 56	343	H USC Upstate	50 76							
333	H Presbyterian	55 52	319	H Charleston So.	57 52							
179	H Hampton	63 84	340	H Longwood	77 69							

Non-Div I Games: Newberry

63 67

Winthrop

■ Loss,
 ■ Non-Conf,
 ■ S Site,
 ■ H Home
 ■ A Away
 N Neutral

Average RPI Win:	200	WON-LOST	WINNING	LAST 10	STRENGTH OF	OPP. STRENGTH	TEAM	ADJ.	CONF.	ADJ CONF.
Average RPI Loss:	85	RECORD	PCT. RANK	GAMES	SCHEDULE	OF SCHEDULE	RPI	RPI	RPI	RPI
DIV. I ONLY	12- 13	176	1- 0	143	81	176	176	4	4	
DIV. I NON-CONF.	9- 3	61	0- 0	305	199	172	172	6	6	
TOTALS	RPI 1-25	RPI 26-50	W-L RECORDS	RPI 51-100	RPI 101-150	RPI 150+				
12- 13	1- 2	0- 2	OVERALL	2- 4	2- 4	7- 1				
9- 5	1- 0	0- 2	HOME	2- 1	1- 2	5- 0				
1- 7	0- 2	0- 0	AWAY	0- 2	0- 2	1- 1				
2- 1	0- 0	0- 0	NEUTRAL	0- 1	1- 0	1- 0				
9- 3	0- 0	0- 0	NON-CONFERENCE	0- 3	2- 0	7- 0				
6- 1	0- 0	0- 0	HOME	0- 1	1- 0	5- 0				
1- 1	0- 0	0- 0	AWAY	0- 1	0- 0	1- 0				
2- 1	0- 0	0- 0	NEUTRAL	0- 1	1- 0	1- 0				
3- 10	1- 2	0- 2	CONFERENCE	2- 1	0- 4	0- 1				
3- 4	1- 0	0- 2	HOME	2- 0	0- 2	0- 0				
0- 6	0- 2	0- 0	AWAY	0- 1	0- 2	0- 1				
0- 0	0- 0	0- 0	NEUTRAL	0- 0	0- 0	0- 0				

RPI S	Opponent	Score	RPI S	Opponent	Score	RPI S	Opponent	Score	RPI S	Opponent	Score	Team's RPI: 176
12	A Iowa	53 71	44	H Indiana	68 75	65	H Purdue	76 69	101	A Minnesota	56 74	
17	A Maryland	57 75	49	H Michigan	70 76	66	A Green Bay	46 55	101	H Minnesota	50 78	
23	H Michigan St.	79 62				83	N Arkansas	68 69	122	N Pittsburgh	57 42	
						86	H Duke	53 60	124	H IUPUI	65 64	
						89	A Northwestern	46 72	137	A Penn St.	64 71	
						94	H Nebraska	70 69	137	H Penn St.	59 65	
									188	A Illinois	68 78	
									191	A Milwaukee	68 57	
									213	H Marshall	67 49	
									271	H Winthrop	76 41	
									291	N Tennessee St.	58 53	
									324	H North Dakota St.	64 53	
									334	H Evansville	96 60	
									348	H Chicago St.	85 38	
LAST 12 Division I GAMES:												
23	H Michigan St.	79 62	89	A Northwestern	46 72							
188	A Illinois	68 78	101	H Minnesota	50 78							
49	H Michigan	70 76	44	H Indiana	68 75							
17	A Maryland	57 75	12	A Iowa	53 71							
94	H Nebraska	70 69	137	A Penn St.	64 71							
137	H Penn St.	59 65	65	H Purdue	76 69							

Non-Div I Games:

Wisconsin

■ Loss,
 ■ Non-Conf,
 ■ S Site,
 ■ H Home
 ■ A Away
 N Neutral

Average RPI Win:	294	WON-LOST	WINNING	LAST 10	STRENGTH OF	OPP. STRENGTH	TEAM	ADJ.	CONF.	ADJ CONF.
Average RPI Loss:	194	RECORD	PCT. RANK	GAMES	SCHEDULE	OF SCHEDULE	RPI	RPI	RPI	RPI
DIV. I ONLY	10- 12	199	1- 0	348	241	282	282	27	27	
DIV. I NON-CONF.	5- 7	206	0- 0	309	264	248	248	24	24	
TOTALS	RPI 1-25	RPI 26-50	W-L RECORDS	RPI 51-100	RPI 101-150	RPI 150+				
10- 12	0- 0	0- 2	OVERALL	0- 0	0- 2	10- 8				
7- 1	0- 0	0- 0	HOME	0- 0	0- 0	7- 1				
3- 11	0- 0	0- 2	AWAY	0- 0	0- 2	3- 7				
0- 0	0- 0	0- 0	NEUTRAL	0- 0	0- 0	0- 0				
5- 7	0- 0	0- 2	NON-CONFERENCE	0- 0	0- 1	5- 4				
3- 0	0- 0	0- 0	HOME	0- 0	0- 0	3- 0				
2- 7	0- 0	0- 2	AWAY	0- 0	0- 1	2- 4				
0- 0	0- 0	0- 0	NEUTRAL	0- 0	0- 0	0- 0				
5- 5	0- 0	0- 0	CONFERENCE	0- 0	0- 1	5- 4				
4- 1	0- 0	0- 0	HOME	0- 0	0- 0	4- 1				
1- 4	0- 0	0- 0	AWAY	0- 0	0- 1	1- 3				
0- 0	0- 0	0- 0	NEUTRAL	0- 0	0- 0	0- 0				

RPI 1-25				RPI 26-50				RPI 51-100				RPI 101+ Team's RPI: 282			
RPI	S	Opponent	Score	RPI	S	Opponent	Score	RPI	S	Opponent	Score	RPI	S	Opponent	Score
				42	A	Georgia Tech	40 81					142	A	Appalachian St.	70 94
				46	A	Clemson	77 85					143	A	Chattanooga	82 89
												151	A	Charlotte	63 85
												160	H	Mercer	79 81
												197	A	UNC Asheville	46 60
												209	A	Furman	50 63
												241	H	Gardner-Webb	59 53
												254	A	ETSU	79 92
												254	H	ETSU	77 74
												271	H	Winthrop	70 53
												273	H	Samford	71 62
												284	A	Ga. Southern	81 65
												288	H	Col. of Charleston	78 58
												308	A	UNC Greensboro	61 77
												308	H	UNC Greensboro	93 66
												333	A	Presbyterian	50 61
												339	A	Western Caro.	63 55
												339	H	Western Caro.	91 65
												340	A	Longwood	101 72
												341	A	N.C. Central	59 66
LAST 12 Division I GAMES:															
				254	H	ETSU	77 74					254	A	ETSU	79 92
				339	A	Western Caro.	63 55					143	A	Chattanooga	82 89
				308	A	UNC Greensboro	61 77					308	H	UNC Greensboro	93 66
				273	H	Samford	71 62					339	H	Western Caro.	91 65
				160	H	Mercer	79 81					42	A	Georgia Tech	40 81
				209	A	Furman	50 63					142	A	Appalachian St.	70 94

Non-Div I Games: Warren Wilson 107 30 Southern Wesleyan 110 47 Brevard 106 52

Wofford

Loss, Non-Conf, S Site, H Home A Away N Neutral

Average RPI Win:	211	WON-LOST	WINNING	LAST 10	STRENGTH OF	OPP. STRENGTH	TEAM	ADJ.	CONF.	ADJ CONF.
Average RPI Loss:	117	RECORD	PCT. RANK	GAMES	SCHEDULE	OF SCHEDULE	RPI	RPI	RPI	RPI
DIV. I ONLY	18- 6	43	0- 1	197	189	77	77	21	21	
DIV. I NON-CONF.	7- 4	108	0- 0	112	173	68	68	17	17	
TOTALS	RPI 1-25	RPI 26-50	W-L RECORDS	RPI 51-100	RPI 101-150	RPI 150+				
18- 6	0- 1	0- 0	OVERALL	3- 2	3- 1	12- 2				
7- 1	0- 0	0- 0	HOME	2- 1	1- 0	4- 0				
7- 5	0- 1	0- 0	AWAY	0- 1	1- 1	6- 2				
4- 0	0- 0	0- 0	NEUTRAL	1- 0	1- 0	2- 0				
7- 4	0- 1	0- 0	NON-CONFERENCE	2- 1	1- 0	4- 2				
1- 1	0- 0	0- 0	HOME	1- 1	0- 0	0- 0				
2- 3	0- 1	0- 0	AWAY	0- 0	0- 0	2- 2				
4- 0	0- 0	0- 0	NEUTRAL	1- 0	1- 0	2- 0				
11- 2	0- 0	0- 0	CONFERENCE	1- 1	2- 1	8- 0				
6- 0	0- 0	0- 0	HOME	1- 0	1- 0	4- 0				
5- 2	0- 0	0- 0	AWAY	0- 1	1- 1	4- 0				
0- 0	0- 0	0- 0	NEUTRAL	0- 0	0- 0	0- 0				

RPI 1-25				RPI 26-50				RPI 51-100 Team's RPI: 77				RPI 101+			
RPI	S	Opponent	Score	RPI	S	Opponent	Score	RPI	S	Opponent	Score	RPI	S	Opponent	Score
23	A	Michigan St.	68 84					66	A	Green Bay	37 56	114	A	Youngstown St.	68 83
								66	H	Green Bay	85 67	124	A	IUPUI	78 75
								69	H	Belmont	63 79	124	H	IUPUI	66 59
								79	H	Kent St.	61 55	145	N	Marist	76 60
								80	N	Drexel	71 63	151	A	Charlotte	85 88
												191	A	Milwaukee	73 69
												191	H	Milwaukee	61 57
												199	A	UNLV	68 52
												206	N	Stetson	57 44
												248	N	Hofstra	93 64
												272	A	Northern Ky.	61 55
												278	A	Cleveland St.	70 65
												280	A	CSU Bakersfield	74 76
												297	A	Manhattan	60 44
												299	H	Oakland	69 58
												335	H	Detroit Mercy	78 59
												336	A	UIC	79 46
												336	H	UIC	72 47
LAST 12 Division I GAMES:															
66	A	Green Bay	37 56	278	A	Cleveland St.	70 65								
191	A	Milwaukee	73 69	114	A	Youngstown St.	68 83								
124	H	IUPUI	66 59	272	A	Northern Ky.	61 55								
336	H	UIC	72 47	191	H	Milwaukee	61 57								
335	H	Detroit Mercy	78 59	66	H	Green Bay	85 67								
299	H	Oakland	69 58	336	A	UIC	79 46								

Non-Div I Games: Kentucky St. 83 53

Wright St.

Wyoming

Through Games Of Feb. 15, 2019

Average RPI Win:	171	WON-LOST	WINNING	LAST 10	STRENGTH OF	OPP. STRENGTH	TEAM	ADJ.	CONF.	ADJ CONF.
Average RPI Loss:	91	RECORD	PCT. RANK	GAMES	SCHEDULE	OF SCHEDULE	RPI	RPI	RPI	RPI
DIV. I ONLY	13- 5	65	1- 0	69	134	47	47	15	15	
DIV. I NON-CONF.	5- 2	82	0- 0	26	65	21	21	13	13	
TOTALS	RPI 1-25	RPI 26-50	W-L RECORDS	RPI 51-100	RPI 101-150	RPI 150+				
13- 5	0- 0	1- 1	OVERALL	2- 3	2- 0	8- 1				
9- 1	0- 0	1- 0	HOME	2- 1	1- 0	5- 0				
3- 4	0- 0	0- 1	AWAY	0- 2	1- 0	2- 1				
1- 0	0- 0	0- 0	NEUTRAL	0- 0	0- 0	1- 0				
5- 2	0- 0	1- 1	NON-CONFERENCE	1- 1	1- 0	2- 0				
4- 0	0- 0	1- 0	HOME	1- 0	1- 0	1- 0				
0- 2	0- 0	0- 1	AWAY	0- 1	0- 0	0- 0				
1- 0	0- 0	0- 0	NEUTRAL	0- 0	0- 0	1- 0				
8- 3	0- 0	0- 0	CONFERENCE	1- 2	1- 0	6- 1				
5- 1	0- 0	0- 0	HOME	1- 1	0- 0	4- 0				
3- 2	0- 0	0- 0	AWAY	0- 1	1- 0	2- 1				
0- 0	0- 0	0- 0	NEUTRAL	0- 0	0- 0	0- 0				

RPI S	Opponent	Score	RPI S	Opponent	Score	RPI S	Opponent	Score	RPI S	Opponent	Score
29	H South Dakota St.	77 70	54	H New Mexico	75 78	109	A Fresno St.	63 56			
48	A Saint Mary's (CA)	84 90	55	A Boise St.	64 72	146	H Montana St.	66 58			
			55	H Boise St.	64 52	172	H Denver	78 74			
			84	H Idaho	64 61	173	N North Texas	53 49			
			88	A Pacific	64 70	199	H UNLV	90 62			
						202	H San Diego St.	87 45			
						211	A Utah St.	42 50			
						211	H Utah St.	53 35			
						259	A Colorado St.	60 49			
						267	H Air Force	80 60			
						317	A San Jose St.	70 56			
LAST 12 Division I GAMES:											
211	H Utah St.	53 35	54	H New Mexico	75 78						
259	A Colorado St.	60 49	211	A Utah St.	42 50						
267	H Air Force	80 60	202	H San Diego St.	87 45						
109	A Fresno St.	63 56	199	H UNLV	90 62						
55	H Boise St.	64 52	55	A Boise St.	64 72						
317	A San Jose St.	70 56	29	H South Dakota St.	77 70						

Non-Div I Games: Chadron St. 80 33 UC-Colo. Springs 98 37

Wyoming

■ Loss,
 ■ Non-Conf, S Site,
 ■ Home
 ■ Away
 N Neutral

Average RPI Win:	218	WON-LOST	WINNING	LAST 10	STRENGTH OF	OPP. STRENGTH	TEAM	ADJ.	CONF.	ADJ CONF.
Average RPI Loss:	74	RECORD	PCT. RANK	GAMES	SCHEDULE	OF SCHEDULE	RPI	RPI	RPI	RPI
DIV. I ONLY	11- 13	192	0- 1	104	100	174	174	6	6	
DIV. I NON-CONF.	9- 2	43	0- 0	265	309	117	117	4	4	
TOTALS	RPI 1-25	RPI 26-50	W-L RECORDS	RPI 51-100	RPI 101-150	RPI 150+				
11- 13	0- 1	0- 4	OVERALL	0- 4	5- 4	6- 0				
9- 6	0- 1	0- 2	HOME	0- 1	3- 2	6- 0				
2- 7	0- 0	0- 2	AWAY	0- 3	2- 2	0- 0				
0- 0	0- 0	0- 0	NEUTRAL	0- 0	0- 0	0- 0				
9- 2	0- 0	0- 0	NON-CONFERENCE	0- 1	3- 1	6- 0				
8- 1	0- 0	0- 0	HOME	0- 0	2- 1	6- 0				
1- 1	0- 0	0- 0	AWAY	0- 1	1- 0	0- 0				
0- 0	0- 0	0- 0	NEUTRAL	0- 0	0- 0	0- 0				
2- 11	0- 1	0- 4	CONFERENCE	0- 3	2- 3	0- 0				
1- 5	0- 1	0- 2	HOME	0- 1	1- 1	0- 0				
1- 6	0- 0	0- 2	AWAY	0- 2	1- 2	0- 0				
0- 0	0- 0	0- 0	NEUTRAL	0- 0	0- 0	0- 0				

RPI	S	Opponent	Score	RPI	S	Opponent	Score	RPI	S	Opponent	Score	RPI	S	Opponent	Score	Team's RPI: 174
9	H	Marquette	44 90	31	H	DePaul	71 73	78	A	Cincinnati	61 79	101	H	Minnesota	53 78	
				41	A	Villanova	71 75	91	A	Georgetown	61 68	108	A	Providence	58 71	
				45	A	Butler	38 63	95	A	St. John's (NY)	41 70	108	H	Providence	55 63	
				45	H	Butler	41 63	95	H	St. John's (NY)	57 76	118	A	Creighton	62 66	
												119	A	Wake Forest	62 50	
												125	A	Seton Hall	80 76	
												125	H	Seton Hall	63 62	
												128	H	Tennessee Tech	70 60	
												140	H	North Ala.	94 81	
												210	H	Bowling Green	65 49	
												252	H	Alabama St.	87 58	
												293	H	Fairfield	48 35	
												316	H	New Orleans	61 45	
												345	H	Delaware St.	80 59	
												348	H	Chicago St.	91 57	
LAST 12 Division I GAMES:																
108	H	Providence	55 63	108	A	Providence	58 71									
45	A	Butler	38 63	118	A	Creighton	62 66									
95	A	St. John's (NY)	41 70	45	H	Butler	41 63									
125	A	Seton Hall	80 76	125	H	Seton Hall	63 62									
31	H	DePaul	71 73	95	H	St. John's (NY)	57 76									
9	H	Marquette	44 90	41	A	Villanova	71 75									

Non-Div I Games:

Xavier

Y

Y

e

Average RPI Win:	232	WON-LOST	WINNING	LAST 10	STRENGTH OF	OPP. STRENGTH	TEAM	ADJ.	CONF.	ADJ CONF.
Average RPI Loss:	96	RECORD	PCT. RANK	GAMES	SCHEDULE	OF SCHEDULE	RPI	RPI	RPI	RPI
DIV. I ONLY	17- 6	52	1- 0	248	210	114	114	21	21	
DIV. I NON-CONF.	6- 3	91	0- 0	68	218	64	64	17	17	
TOTALS	RPI 1-25	RPI 26-50	W-L RECORDS	RPI 51-100	RPI 101-150	RPI 150+				
17- 6	0- 0	0- 1	OVERALL	2- 3	3- 1	12- 1				
12- 1	0- 0	0- 0	HOME	2- 1	2- 0	8- 0				
5- 5	0- 0	0- 1	AWAY	0- 2	1- 1	4- 1				
0- 0	0- 0	0- 0	NEUTRAL	0- 0	0- 0	0- 0				
6- 3	0- 0	0- 1	NON-CONFERENCE	0- 2	2- 0	4- 0				
4- 1	0- 0	0- 0	HOME	0- 1	1- 0	3- 0				
2- 2	0- 0	0- 1	AWAY	0- 1	1- 0	1- 0				
0- 0	0- 0	0- 0	NEUTRAL	0- 0	0- 0	0- 0				
11- 3	0- 0	0- 0	CONFERENCE	2- 1	1- 1	8- 1				
8- 0	0- 0	0- 0	HOME	2- 0	1- 0	5- 0				
3- 3	0- 0	0- 0	AWAY	0- 1	0- 1	3- 1				
0- 0	0- 0	0- 0	NEUTRAL	0- 0	0- 0	0- 0				

RPI S	Opponent	Score	RPI S	Opponent	Score	RPI S	Opponent	Score	RPI S	Opponent	Score	Team's RPI: 114
39	A Bucknell	68 73	66	A Green Bay	42 60	122	A Pittsburgh	64 55				
			66	H Green Bay	70 59	124	A IUPUI	44 64				
			76	H Yale	56 58	124	H IUPUI	70 52				
			77	H Wright St.	83 68	139	H Akron	72 61				
			79	A Kent St.	34 62	191	A Milwaukee	68 71				
						215	H Saint Francis (PA)	80 56				
						216	H Robert Morris	69 59				
						225	H Loyola Chicago	74 63				
						272	H Northern Ky.	77 66				
						275	A Canisius	62 36				
						278	H Cleveland St.	73 55				
						299	A Oakland	69 55				
						299	H Oakland	76 61				
						335	A Detroit Mercy	85 59				
						335	H Detroit Mercy	91 45				
						336	A UIC	83 59				
						336	H UIC	81 29				
LAST 12 Division I GAMES:												
66	H Green Bay	70 59	272	H Northern Ky.	77 66							
336	A UIC	83 59	77	H Wright St.	83 68							
124	A IUPUI	44 64	66	A Green Bay	42 60							
335	H Detroit Mercy	91 45	191	A Milwaukee	68 71							
299	H Oakland	76 61	124	H IUPUI	70 52							
278	H Cleveland St.	73 55	336	H UIC	81 29							

Non-Div I Games: Thiel 76 53 Carlow 90 31

Youngstown St.

Loss, Non-Conf, S Site, H Home A Away N Neutral