

Average RPI Win: **301**
 Average RPI Loss: **177**

WON-LOST
RECORD

WINNING
PCT. RANK

LAST 10
GAMES

STRENGTH OF
SCHEDULE

OPP. STRENGTH
OF SCHEDULE

TEAM
RPI

ADJ.
RPI

CONF.
RPI

ADJ CONF.
RPI

DIV. I ONLY	11- 9	145	7- 3	332	341	243	243	26	26
DIV. I NON-CONF.	3- 4	209	0- 0	267	348	255	255	25	25
TOTALS	RPI 1-25	RPI 26-50	W-L RECORDS	RPI 51-100	RPI 101-999	RPI 201+			
11- 9	0- 0	0- 0	OVERALL	0- 1	11- 8	11- 4			
6- 3	0- 0	0- 0	HOME	0- 1	6- 2	6- 0			
3- 6	0- 0	0- 0	AWAY	0- 0	3- 1	3- 1			
2- 0	0- 0	0- 0	NEUTRAL	0- 0	2- 0	2- 0			
3- 4	0- 0	0- 0	NON-CONFERENCE	0- 1	3- 3	3- 2			
1- 1	0- 0	0- 0	HOME	0- 1	1- 0	1- 0			
0- 3	0- 0	0- 0	AWAY	0- 0	0- 3	0- 2			
2- 0	0- 0	0- 0	NEUTRAL	0- 0	2- 0	2- 0			
8- 5	0- 0	0- 0	CONFERENCE	0- 0	8- 5	8- 2			
5- 2	0- 0	0- 0	HOME	0- 0	5- 2	5- 0			
3- 3	0- 0	0- 0	AWAY	0- 0	3- 3	3- 2			
0- 0	0- 0	0- 0	NEUTRAL	0- 0	0- 0	0- 0			

RPI 1-25				RPI 26-50				RPI 51-100				RPI 101+ Team's RPI: 243			
RPI	S	Opponent	Score	RPI	S	Opponent	Score	RPI	S	Opponent	Score	RPI	S	Opponent	Score
								93	H	Rice	56 67	114	H	Lamar University	31 70
												120	H	Central Ark.	50 58
												122	A	SFA	58 59
												153	A	UTEP	49 69
												211	A	Abilene Christian	59 61
												227	A	New Orleans	49 66
												227	H	New Orleans	75 68
												239	A	New Mexico St.	61 70
												245	H	Nicholls St.	76 55
												265	N	Prairie View	72 62
												297	H	Southeastern La.	56 52
												311	A	UTRGV	53 56
												311	H	UTRGV	71 41
												312	A	Incarnate Word	62 58
												322	A	Northwestern St.	62 56
												323	H	Houston Baptist	50 49
												333	A	Sam Houston St.	67 57
												333	H	Sam Houston St.	62 48
												343	N	Florida A&M	58 55
LAST 12 Division I GAMES:															

Non-Div I Games:

Tex. A&M Int'l

53 34

St. Thomas Houston 72 42

McMurry

62 43

Texas Lutheran

87 56

A&M-Corpus Christi

Loss, Non-Conf, S Site, H Home A Away N Neutral

Average RPI Win: 279	WON-LOST RECORD	WINNING PCT. RANK	LAST 10 GAMES	STRENGTH OF SCHEDULE	OPP. STRENGTH OF SCHEDULE	TEAM RPI	ADJ. RPI	CONF. RPI	ADJ CONF. RPI
Average RPI Loss: 135									
DIV. I ONLY	11- 8	130	6- 4	313	270	211	211	26	26
DIV. I NON-CONF.	2- 4	239	0- 0	117	132	224	224	25	25

TOTALS	RPI 1-25	RPI 26-50	W-L RECORDS	RPI 51-100	RPI 101-999	RPI 201+
11- 8	0- 0	0- 1	OVERALL	0- 0	11- 7	10- 1
8- 1	0- 0	0- 1	HOME	0- 0	8- 0	7- 0
2- 6	0- 0	0- 0	AWAY	0- 0	2- 6	2- 1
1- 1	0- 0	0- 0	NEUTRAL	0- 0	1- 1	1- 0
2- 4	0- 0	0- 1	NON-CONFERENCE	0- 0	2- 3	1- 0
1- 1	0- 0	0- 1	HOME	0- 0	1- 0	0- 0
0- 2	0- 0	0- 0	AWAY	0- 0	0- 2	0- 0
1- 1	0- 0	0- 0	NEUTRAL	0- 0	1- 1	1- 0
9- 4	0- 0	0- 0	CONFERENCE	0- 0	9- 4	9- 1
7- 0	0- 0	0- 0	HOME	0- 0	7- 0	7- 0
2- 4	0- 0	0- 0	AWAY	0- 0	2- 4	2- 1
0- 0	0- 0	0- 0	NEUTRAL	0- 0	0- 0	0- 0

RPI 1-25	RPI 26-50	RPI 51-100	RPI 101+	Team's RPI: 211
RPI S Opponent Score	RPI S Opponent Score	RPI S Opponent Score	RPI S Opponent Score	
	48 H FGCU 55 94		104 A Arkansas 65 79	
			114 A Lamar University 71 77	
			120 A Central Ark. 45 63	
			122 A SFA 55 66	
			134 H Idaho 82 72	
			139 N Radford 65 71	
			187 A SMU 44 65	
			227 H New Orleans 80 70	
			243 H A&M-Corpus Christi 61 59	
			245 A Nicholls St. 60 81	
			263 A McNeese 80 75	
			278 N Old Dominion 74 60	
			297 H Southeastern La. 86 80	
			312 H Incarnate Word 58 56	
			322 H Northwestern St. 80 41	
			323 H Houston Baptist 80 68	
			333 A Sam Houston St. 75 72	
			333 H Sam Houston St. 83 65	
LAST 12 Division I GAMES:				
312 H Incarnate Word 58 56	122 A SFA 55 66			
245 A Nicholls St. 60 81	322 H Northwestern St. 80 41			
333 A Sam Houston St. 75 72	323 H Houston Baptist 80 68			
114 A Lamar University 71 77	297 H Southeastern La. 86 80			
243 H A&M-Corpus Christi 61 59	263 A McNeese 80 75			
120 A Central Ark. 45 63	333 H Sam Houston St. 83 65			

Non-Div I Games: Schreiner 97 48 Southwest (NM) 91 47 Howard Payne 88 46 Midwestern St. 88 67 Abilene Christian

Average RPI Win:	272	WON-LOST	WINNING	LAST 10	STRENGTH OF	OPP. STRENGTH	TEAM	ADJ.	CONF.	ADJ CONF.
Average RPI Loss:	152	RECORD	PCT. RANK	GAMES	SCHEDULE	OF SCHEDULE	RPI	RPI	RPI	RPI
DIV. I ONLY	2- 21	339	2- 8	108	194	307	307	16	16	
DIV. I NON-CONF.	0- 10	337	0- 0	107	272	324	324	14	14	

TOTALS	RPI 1-25	RPI 26-50	W-L RECORDS	RPI 51-100	RPI 101-999	RPI 201+				
2- 21	0- 1	0- 0	OVERALL	0- 5	2- 15	2- 4				
2- 10	0- 1	0- 0	HOME	0- 2	2- 7	2- 1				
0- 11	0- 0	0- 0	AWAY	0- 3	0- 8	0- 3				
0- 0	0- 0	0- 0	NEUTRAL	0- 0	0- 0	0- 0				
0- 10	0- 1	0- 0	NON-CONFERENCE	0- 1	0- 8	0- 2				
0- 5	0- 1	0- 0	HOME	0- 0	0- 4	0- 0				
0- 5	0- 0	0- 0	AWAY	0- 1	0- 4	0- 2				
0- 0	0- 0	0- 0	NEUTRAL	0- 0	0- 0	0- 0				
2- 11	0- 0	0- 0	CONFERENCE	0- 4	2- 7	2- 2				
2- 5	0- 0	0- 0	HOME	0- 2	2- 3	2- 1				
0- 6	0- 0	0- 0	AWAY	0- 2	0- 4	0- 1				
0- 0	0- 0	0- 0	NEUTRAL	0- 0	0- 0	0- 0				

RPI 1-25				RPI 26-50				RPI 51-100				RPI 101+ Team's RPI: 307			
RPI	S	Opponent	Score	RPI	S	Opponent	Score	RPI	S	Opponent	Score	RPI	S	Opponent	Score
4	H	Louisville	50 62					78	A	Navy	64 71	113	A	Colorado St.	50 61
								87	A	New Mexico	49 57	113	H	Colorado St.	39 40
								87	H	New Mexico	59 88	143	H	Colorado	43 68
								92	A	UNLV	57 69	147	A	Fresno St.	48 64
								92	H	UNLV	59 67	147	H	Fresno St.	58 64
												148	A	SIUE	40 76
												163	H	Eastern Wash.	63 65
												165	A	Boise St.	46 49
												172	H	Army West Point	59 65
												173	A	Weber St.	52 62
												177	H	Denver	54 75
												202	A	Nevada	60 70
												248	H	San Diego St.	61 51
												251	H	San Jose St.	74 75
												295	H	Utah St.	57 50
												308	A	FIU	69 70
												328	A	Utah Valley	56 59

LAST 12 Division I GAMES:															
				92	H	UNLV	59 67	295	H	Utah St.	57 50				
				87	A	New Mexico	49 57	113	H	Colorado St.	39 40				
				113	A	Colorado St.	50 61	251	H	San Jose St.	74 75				
				248	H	San Diego St.	61 51	92	A	UNLV	57 69				
				147	A	Fresno St.	48 64	202	A	Nevada	60 70				
				165	A	Boise St.	46 49	147	H	Fresno St.	58 64				

Non-Div I Games: Colo. Christian 66 68

Air Force

Loss,
Non-Conf,
S Site,
H Home
A Away
N Neutral

Average RPI Win: 231

Average RPI Loss: 77

WON-LOST
RECORDWINNING
PCT. RANKLAST 10
GAMESSTRENGTH OF
SCHEDULEOPP. STRENGTH
OF SCHEDULETEAM
RPIADJ.
RPICONF.
RPIADJ CONF.
RPIDIV. I ONLY
DIV. I NON-CONF.7- 16
5- 5274
1702- 8
0- 059
98103
225215
173215
1737
87
8

TOTALS

RPI 1-25

RPI 26-50

W-L RECORDS

RPI 51-100

RPI 101-999

RPI 201+

7- 16

0- 2

0- 4

OVERALL

0- 5

7- 5

4- 1

5- 8

0- 2

0- 3

HOME

0- 0

5- 3

3- 1

1- 7

0- 0

0- 1

AWAY

0- 4

1- 2

1- 0

1- 1

0- 0

0- 0

NEUTRAL

0- 1

1- 0

0- 0

5- 5

0- 1

0- 1

NON-CONFERENCE

0- 2

5- 1

3- 0

4- 2

0- 1

0- 1

HOME

0- 0

4- 0

3- 0

0- 2

0- 0

0- 0

AWAY

0- 1

0- 1

0- 0

1- 1

0- 0

0- 0

NEUTRAL

0- 1

1- 0

0- 0

2- 11

0- 1

0- 3

CONFERENCE

0- 3

2- 4

1- 1

1- 6

0- 1

0- 2

HOME

0- 0

1- 3

0- 1

1- 5

0- 0

0- 1

AWAY

0- 3

1- 1

1- 0

0- 0

0- 0

0- 0

NEUTRAL

0- 0

0- 0

0- 0

RPI 1-25

RPI 26-50

RPI 51-100

RPI 101+

Team's RPI: 215

RPI	S	Opponent	Score
14	H	Buffalo	66 89
19	H	Maryland	54 75

RPI	S	Opponent	Score
26	H	Central Mich.	86 95
42	A	Ball St.	65 97
42	H	Ball St.	61 74
48	H	FGCU	63 82

RPI	S	Opponent	Score
57	A	Duquesne	60 66
62	A	Tol edo	54 60
79	N	Harvard	63 76
82	A	Ohio	67 70
91	A	Mi ami (OH)	67 75

RPI	S	Opponent	Score
105	A	Western Mi ch.	60 76
105	H	Western Mi ch.	51 59
124	A	Bucknell	52 63
127	H	Northern Ill.	61 84
144	H	Kent St.	75 60
148	N	SIUE	59 58
181	H	Youngstown St.	75 58
206	H	Bowling Green	64 66
214	A	Eastern Mi ch.	77 65
293	H	Eastern Ky.	62 45
297	H	Southeastern La.	66 54
341	H	Winthrop	69 43

LAST 12 Division I GAMES:

214	A	Eastern Mi ch.	77 65	26	H	Central Mi ch.	86 95
127	H	Northern Ill.	61 84	91	A	Mi ami (OH)	67 75
105	A	Western Mi ch.	60 76	206	H	Bowling Green	64 66
42	A	Ball St.	65 97	42	H	Ball St.	61 74
144	H	Kent St.	75 60	82	A	Ohio	67 70
105	H	Western Mi ch.	51 59	62	A	Tol edo	54 60

Non-Div I Games: Ohio Christian 93 33

Akron

■ Loss, ■ Non-Conf, ■ S Site, ■ Home ■ Away ■ N Neutral

Average RPI Win: 177

Average RPI Loss: 51

WON-LOST
RECORDWINNING
PCT. RANKLAST 10
GAMESSTRENGTH OF
SCHEDULEOPP. STRENGTH
OF SCHEDULETEAM
RPIADJ.
RPICONF.
RPIADJ CONF.
RPIDIV. I ONLY
DIV. I NON-CONF.16- 10
10- 3106
524- 6
0- 082
19073
27585
8785
872
22
2

TOTALS

RPI 1-25

RPI 26-50

W-L RECORDS

RPI 51-100

RPI 101-999

RPI 201+

16- 10

1- 5

1- 0

OVERALL

2- 3

12- 2

6- 0

10- 4

0- 3

1- 0

HOME

2- 0

7- 1

4- 0

6- 4

1- 1

0- 0

AWAY

0- 2

5- 1

2- 0

0- 2

0- 1

0- 0

NEUTRAL

0- 1

0- 0

0- 0

10- 3

0- 1

0- 0

NON-CONFERENCE

2- 2

8- 0

6- 0

8- 0

0- 0

0- 0

HOME

2- 0

6- 0

4- 0

2- 1

0- 0

0- 0

AWAY

0- 1

2- 0

2- 0

0- 2

0- 1

0- 0

NEUTRAL

0- 1

0- 0

0- 0

6- 7

1- 4

1- 0

CONFERENCE

0- 1

4- 2

0- 0

2- 4

0- 3

1- 0

HOME

0- 0

1- 1

0- 0

4- 3

1- 1

0- 0

AWAY

0- 1

3- 1

0- 0

0- 0

0- 0

0- 0

NEUTRAL

0- 0

0- 0

0- 0

RPI 1-25

RPI 26-50

RPI 51-100 Team's RPI: 85

RPI 101+

RPI	S	Opponent	Score
3	A	Mississippi St.	61 75
10	A	Tennessee	72 63
15	H	South Carolina	66 79
16	H	Missouri	56 62
20	N	NC State	49 68
21	H	Texas A&M	54 73

RPI	S	Opponent	Score
27	H	LSU	65 51

RPI	S	Opponent	Score
56	N	Elon	55 60
75	A	TCU	67 88
90	H	Jacksonville	75 60
94	H	Utah	65 60
95	A	Kentucky	54 79

RPI	S	Opponent	Score
103	A	Auburn	60 69
104	A	Arkansas	83 76
104	H	Arkansas	66 74
107	H	Missouri St.	65 61
129	H	Vanderbilt	77 75
141	A	Ole Miss	82 79
160	A	Florida	63 54
187	H	SMU	59 44
236	H	Grambling	73 49
264	A	Lipscomb	73 51
298	H	Murray St.	68 47
317	H	Alabama A&M	90 32
320	A	Ga. Southern	84 36
343	H	Florida A&M	91 55

LAST 12 Division I GAMES:

10	A	Tennessee	72 63	129	H	Vanderbilt	77 75
141	A	Ole Miss	82 79	21	H	Texas A&M	54 73
15	H	South Carolina	66 79	3	A	Mississippi St.	61 75
104	H	Arkansas	66 74	27	H	LSU	65 51
103	A	Auburn	60 69	104	A	Arkansas	83 76
95	A	Kentucky	54 79	160	A	Florida	63 54

Non-Div I Games:

Alabama

Loss,
 Non-Conf, S Site,
 H Home
A Away
 N Neutral

Average RPI Win:	322	WON-LOST	WINNING	LAST 10	STRENGTH OF	OPP. STRENGTH	TEAM	ADJ.	CONF.	ADJ CONF.
Average RPI Loss:	227	RECORD	PCT. RANK	GAMES	SCHEDULE	OF SCHEDULE	RPI	RPI	RPI	RPI
DIV. I ONLY	9- 14	232	4- 6	347	344	317	317	32	32	
DIV. I NON-CONF.	5- 6	187	0- 0	312	335	243	243	32	32	

TOTALS	RPI 1-25	RPI 26-50	W-L RECORDS	RPI 51-100	RPI 101-999	RPI 201+				
9- 14	0- 0	0- 0	OVERALL	0- 2	9- 12	9- 9				
4- 4	0- 0	0- 0	HOME	0- 0	4- 4	4- 4				
5- 9	0- 0	0- 0	AWAY	0- 0	5- 6	5- 5				
0- 1	0- 0	0- 0	NEUTRAL	0- 0	0- 1	0- 0				
5- 6	0- 0	0- 0	NON-CONFERENCE	0- 2	5- 4	5- 2				
2- 1	0- 0	0- 0	HOME	0- 0	2- 1	2- 1				
3- 4	0- 0	0- 0	AWAY	0- 2	3- 2	3- 1				
0- 1	0- 0	0- 0	NEUTRAL	0- 0	0- 1	0- 0				
4- 8	0- 0	0- 0	CONFERENCE	0- 0	4- 8	4- 7				
2- 3	0- 0	0- 0	HOME	0- 0	2- 3	2- 3				
2- 5	0- 0	0- 0	AWAY	0- 0	2- 5	2- 4				
0- 0	0- 0	0- 0	NEUTRAL	0- 0	0- 0	0- 0				

RPI 1-25				RPI 26-50				RPI 51-100				RPI 101+				Team's RPI : 317
RPI	S	Opponent	Score	RPI	S	Opponent	Score	RPI	S	Opponent	Score	RPI	S	Opponent	Score	
								68	A	UAB	58	85	N	Hartford	47	56
								85	A	Al abama	32	90	A	Southern U.	62	77
												A	Jacksonville St.	33	49	
												H	Texas Southern	49	55	
												A	Grambl ing	49	78	
												H	Austin Peay	52	55	
												A	Lipscomb	50	66	
												H	Prai ri e View	48	55	
												A	Southeastern La.	76	74	
												H	Murray St.	71	54	
												A	Al abama St.	78	69	
												H	Al abama St.	44	55	
												A	Al corn	52	57	
												A	FIU	58	51	
												A	Jackson St.	43	59	
												A	Tennessee St.	77	75	
												A	Mi ssi ssi ppi Val .	57	49	
												H	Mi ssi ssi ppi Val .	65	48	
												A	Ark. -Pi ne Bl uff	48	57	
												H	Ark. -Pi ne Bl uff	52	49	
												H	Evansvi lle	70	56	
LAST 12 Di vi si on I GAMES:																
302	H	Al abama St.	44	55	304	A	Al corn	52	57							
337	A	Mi ssi ssi ppi Val .	57	49	302	A	Al abama St.	78	69							
339	A	Ark. -Pi ne Bl uff	48	57	337	H	Mi ssi ssi ppi Val .	65	48							
265	H	Prai ri e View	48	55	339	H	Ark. -Pi ne Bl uff	52	49							
233	H	Texas Southern	49	55	310	A	Jackson St.	43	59							
186	A	Southern U.	62	77	236	A	Grambl ing	49	78							

Non-Div I Games:

Alabama A&M

Loss,
Non-Conf, S Site,
H Home
A Away
N Neutral

Average RPI Win:	323	WON-LOST	WINNING	LAST 10	STRENGTH OF	OPP. STRENGTH	TEAM	ADJ.	CONF.	ADJ CONF.
Average RPI Loss:	179	RECORD	PCT. RANK	GAMES	SCHEDULE	OF SCHEDULE	RPI	RPI	RPI	RPI
DIV. I ONLY	6- 16	291	5- 5	267	338	302	302	32	32	
DIV. I NON-CONF.	1- 9	318	0- 0	32	160	253	253	32	32	

TOTALS	RPI 1-25	RPI 26-50	W-L RECORDS	RPI 51-100	RPI 101-999	RPI 201+				
6- 16	0- 2	0- 0	OVERALL	0- 2	6- 12	6- 6				
4- 4	0- 0	0- 0	HOME	0- 0	4- 4	4- 2				
2- 11	0- 2	0- 0	AWAY	0- 2	2- 7	2- 4				
0- 1	0- 0	0- 0	NEUTRAL	0- 0	0- 1	0- 0				
1- 9	0- 2	0- 0	NON-CONFERENCE	0- 2	1- 5	1- 0				
1- 2	0- 0	0- 0	HOME	0- 0	1- 2	1- 0				
0- 6	0- 2	0- 0	AWAY	0- 2	0- 2	0- 0				
0- 1	0- 0	0- 0	NEUTRAL	0- 0	0- 1	0- 0				
5- 7	0- 0	0- 0	CONFERENCE	0- 0	5- 7	5- 6				
3- 2	0- 0	0- 0	HOME	0- 0	3- 2	3- 2				
2- 5	0- 0	0- 0	AWAY	0- 0	2- 5	2- 4				
0- 0	0- 0	0- 0	NEUTRAL	0- 0	0- 0	0- 0				

RPI 1-25				RPI 26-50				RPI 51-100				RPI 101+ Team's RPI: 302			
RPI	S	Opponent	Score	RPI	S	Opponent	Score	RPI	S	Opponent	Score	RPI	S	Opponent	Score
10	A	Tennessee	51 104					51	A	Miami (FL)	31 79	122	N	SFA	50 77
15	A	South Carolina	31 99					68	A	UAB	44 61	138	H	South Ala.	47 59
												149	A	Samford	39 58
												180	H	Troy	63 93
												186	A	Southern U.	58 66
												200	A	Southern Miss.	35 72
												233	H	Texas Southern	39 71
												236	A	Grambling	71 93
												265	H	Prairie View	70 68
												304	A	Alcorn	41 73
												310	A	Jackson St.	61 70
												317	A	Alabama A&M	55 44
												317	H	Alabama A&M	69 78
												337	A	Mississippi Val.	70 62
												337	H	Mississippi Val.	76 41
												339	A	Ark.-Pine Bluff	53 55
												339	H	Ark.-Pine Bluff	63 54
												342	H	Savannah St.	81 61

LAST 12 Division I GAMES:															
317	A	Alabama A&M	55 44	186	A	Southern U.	58 66								
339	A	Ark.-Pine Bluff	53 55	317	H	Alabama A&M	69 78								
337	A	Mississippi Val.	70 62	339	H	Ark.-Pine Bluff	63 54								
233	H	Texas Southern	39 71	337	H	Mississippi Val.	76 41								
265	H	Prairie View	70 68	236	A	Grambling	71 93								
304	A	Alcorn	41 73	310	A	Jackson St.	61 70								

Non-Div I Games: Mobile 61 50

Alabama St.

■ Loss,
 ■ Non-Conf,
 ■ S Site,
 ■ Home
 ■ Away
 N Neutral

Average RPI Win:	220	WON-LOST	WINNING	LAST 10	STRENGTH OF	OPP. STRENGTH	TEAM	ADJ.	CONF.	ADJ CONF.
Average RPI Loss:	139	RECORD	PCT. RANK	GAMES	SCHEDULE	OF SCHEDULE	RPI	RPI	RPI	RPI
DIV. I ONLY	21- 5	25	8- 2	228	224	80	80	20	20	
DIV. I NON-CONF.	11- 2	22	0- 0	200	166	58	58	24	24	

TOTALS	RPI 1-25	RPI 26-50	W-L RECORDS	RPI 51-100	RPI 101-999	RPI 201+				
21- 5	0- 1	0- 0	OVERALL	2- 1	19- 3	12- 1				
11- 1	0- 0	0- 0	HOME	2- 1	9- 0	5- 0				
8- 4	0- 1	0- 0	AWAY	0- 0	8- 3	7- 1				
2- 0	0- 0	0- 0	NEUTRAL	0- 0	2- 0	0- 0				
11- 2	0- 1	0- 0	NON-CONFERENCE	1- 1	10- 0	6- 0				
4- 1	0- 0	0- 0	HOME	1- 1	3- 0	2- 0				
5- 1	0- 1	0- 0	AWAY	0- 0	5- 0	4- 0				
2- 0	0- 0	0- 0	NEUTRAL	0- 0	2- 0	0- 0				
10- 3	0- 0	0- 0	CONFERENCE	1- 0	9- 3	6- 1				
7- 0	0- 0	0- 0	HOME	1- 0	6- 0	3- 0				
3- 3	0- 0	0- 0	AWAY	0- 0	3- 3	3- 1				
0- 0	0- 0	0- 0	NEUTRAL	0- 0	0- 0	0- 0				

RPI 1-25				RPI 26-50				RPI 51-100 Team's RPI: 80				RPI 101+			
RPI	S	Opponent	Score	RPI	S	Opponent	Score	RPI	S	Opponent	Score	RPI	S	Opponent	Score
19	A	Maryland	58 91					52	H	St. John's (NY)	66 71	116	H	Dartmouth	76 61
								74	H	Fordham	59 52	127	N	Northern Ill.	97 91
								83	H	Maine	68 54	146	H	Binghamton	63 46
												157	A	Hartford	55 70
												157	H	Hartford	66 53
												161	N	Southern Ill.	68 57
												178	A	New Hampshire	68 74
												178	H	New Hampshire	66 53
												189	A	Siena	78 63
												205	A	Stony Brook	72 68
												205	H	Stony Brook	64 58
												247	A	Holy Cross	65 56
												256	H	St. Bonaventure	69 52
												257	A	Manhattan	62 56
												290	A	Vermont	57 62
												290	H	Vermont	67 55
												291	A	Central Conn. St.	72 60
												292	A	Monmouth	68 44
												324	A	UMBC	78 75
												325	H	Wagner	89 44
												345	A	UMass Lowell I	61 52
												345	H	UMass Lowell I	93 60

LAST 12 Division I GAMES:															
157	H	Hartford	66 53	324	A	UMBC	78 75								
290	A	Vermont	57 62	345	A	UMass Lowell I	61 52								
345	H	UMass Lowell I	93 60	146	H	Binghamton	63 46								
178	A	New Hampshire	68 74	83	H	Maine	68 54								
205	H	Stony Brook	64 58	205	A	Stony Brook	72 68								
290	H	Vermont	67 55	178	H	New Hampshire	66 53								

Non-Div I Games:

Albany (NY)

Loss,
Non-Conf,
S Site,
H Home
A Away
N Neutral

A l c o r n

A
l
c
o
r
n

Al corn

Page 9

Average RPI Win:	202	WON-LOST	WINNING	LAST 10	STRENGTH OF	OPP. STRENGTH	TEAM	ADJ.	CONF.	ADJ CONF.
Average RPI Loss:	87	RECORD	PCT. RANK	GAMES	SCHEDULE	OF SCHEDULE	RPI	RPI	RPI	RPI
DIV. I ONLY	21- 4	13	10- 0	209	136	55	55	14	14	
DIV. I NON-CONF.	7- 4	102	0- 0	197	111	93	93	18	18	
<hr/>										
TOTALS	RPI 1-25	RPI 26-50	W-L RECORDS	RPI 51-100	RPI 101-999	RPI 201+				
21- 4	0- 1	0- 0	OVERALL	2- 1	19- 2	9- 0				
11- 0	0- 0	0- 0	HOME	2- 0	9- 0	3- 0				
10- 3	0- 0	0- 0	AWAY	0- 1	10- 2	6- 0				
0- 1	0- 1	0- 0	NEUTRAL	0- 0	0- 0	0- 0				
7- 4	0- 1	0- 0	NON-CONFERENCE	1- 1	6- 2	3- 0				
4- 0	0- 0	0- 0	HOME	1- 0	3- 0	1- 0				
3- 3	0- 0	0- 0	AWAY	0- 1	3- 2	2- 0				
0- 1	0- 1	0- 0	NEUTRAL	0- 0	0- 0	0- 0				
14- 0	0- 0	0- 0	CONFERENCE	1- 0	13- 0	6- 0				
7- 0	0- 0	0- 0	HOME	1- 0	6- 0	2- 0				
7- 0	0- 0	0- 0	AWAY	0- 0	7- 0	4- 0				
0- 0	0- 0	0- 0	NEUTRAL	0- 0	0- 0	0- 0				

American

American

RPI S	Opponent	Score	RPI S	Opponent	Score	RPI S	Opponent	Score	RPI S	Opponent	Score
24 N	Villanova	60 65				78 H	Navy	46 41	110 A	George Mason	53 71
						81 H	Penn St.	75 66	117 A	Delaware	56 72
						96 A	George Washington	44 61	124 H	Bucknell	68 58
									171 A	Tulsa	72 67
									172 A	Army West Point	64 46
									172 H	Army West Point	71 63
									177 H	Denver	66 53
									181 H	Youngstown St.	78 72
									185 A	Lehigh	60 44
									185 H	Lehigh	82 64
									195 A	Boston U.	61 54
									195 H	Boston U.	66 50
									231 H	La Salle	66 48
									234 A	Lafayette	74 67
									235 A	Loyola Maryland	71 58
									235 H	Loyola Maryland	69 56
									247 A	Holy Cross	68 63
									262 A	Colgate	77 55
									262 H	Colgate	67 44
									290 A	Vermont	64 62
									324 A	UMBC	61 48
<hr/>											
LAST 12 Division I GAMES:											
195 A	Boston U.	61 54	234 A	Lafayette	74 67						
185 A	Lehigh	60 44	195 H	Boston U.	66 50						
235 H	Loyola Maryland	69 56	185 H	Lehigh	82 64						
172 H	Army West Point	71 63	235 A	Loyola Maryland	71 58						
262 H	Colgate	67 44	172 A	Army West Point	64 46						
247 A	Holy Cross	68 63	78 H	Navy	46 41						

Non-Div I Games:

American

Average RPI Win:	269	WON-LOST	WINNING	LAST 10	STRENGTH OF	OPP. STRENGTH	TEAM	ADJ.	CONF.	ADJ CONF.
Average RPI Loss:	151	RECORD	PCT. RANK	GAMES	SCHEDULE	OF SCHEDULE	RPI	RPI	RPI	RPI
DIV. I ONLY	7- 18	284	4- 6	161	237	260	260	23	23	
DIV. I NON-CONF.	2- 9	295	0- 0	154	183	256	256	23	23	

TOTALS	RPI 1-25	RPI 26-50	W-L RECORDS	RPI 51-100	RPI 101-999	RPI 201+				
7- 18	0- 0	0- 0	OVERALL	0- 3	7- 15	5- 3				
4- 7	0- 0	0- 0	HOME	0- 2	4- 5	2- 0				
3- 11	0- 0	0- 0	AWAY	0- 0	3- 6	3- 2				
0- 0	0- 0	0- 0	NEUTRAL	0- 0	0- 0	0- 0				
2- 9	0- 0	0- 0	NON-CONFERENCE	0- 3	2- 6	2- 2				
0- 4	0- 0	0- 0	HOME	0- 2	0- 2	0- 0				
2- 5	0- 0	0- 0	AWAY	0- 1	2- 4	2- 2				
0- 0	0- 0	0- 0	NEUTRAL	0- 0	0- 0	0- 0				
5- 9	0- 0	0- 0	CONFERENCE	0- 0	5- 9	3- 1				
4- 3	0- 0	0- 0	HOME	0- 0	4- 3	2- 0				
1- 6	0- 0	0- 0	AWAY	0- 0	1- 6	1- 1				
0- 0	0- 0	0- 0	NEUTRAL	0- 0	0- 0	0- 0				

RPI 1-25				RPI 26-50				RPI 51-100				RPI 101+ Team's RPI: 260			
RPI	S	Opponent	Score	RPI	S	Opponent	Score	RPI	S	Opponent	Score	RPI	S	Opponent	Score
								64	H	Georgia Tech	41 75	106	A	North Carolina	43 56
								68	H	UAB	59 70	119	H	Little Rock	40 52
								97	A	Wake Forest	49 78	131	H	ETSU	57 70
												136	A	Texas St.	50 92
												136	H	Texas St.	54 69
												138	A	South Ala.	52 54
												138	H	South Ala.	57 56
												139	A	Radford	40 61
												167	H	Davi dson	57 59
												169	A	Loui si ana	45 61
												179	A	UT Arlington	48 49
												179	H	UT Arlington	60 64
												180	A	Troy	74 81
												190	H	Arkansas St.	68 66
												217	A	N. C. A&T	56 81
												223	A	UNC Asheville	60 69
												253	A	Col. of Charleston	76 70
												266	A	Coastal Caro.	68 73
												320	H	Ga. Southern	87 56
												321	H	Georgia St.	77 62
												326	A	Marshall	56 54
												338	A	La. -Monroe	71 67

LAST 12 Division I GAMES:															
				138	H	South Ala.	57 56	138	A	South Ala.	52 54				
				266	A	Coastal Caro.	68 73	180	A	Troy	74 81				
				136	A	Texas St.	50 92	320	H	Ga. Southern	87 56				
				179	A	UT Arlington	48 49	321	H	Georgia St.	77 62				
				190	H	Arkansas St.	68 66	338	A	La. -Monroe	71 67				
				119	H	Little Rock	40 52	169	A	Loui si ana	45 61				

Non-Div I Games:

Appalachian St.

A
r
i
z
o
n
a

A
r
i
z
o
n
a

Ari zona

Average RPI Loss: 27

DIV. I ONLY	17- 9	85	4- 6	25	11	35	35	5	5
DIV. I NON-CONF.	9- 3	61	0- 0	97	24	50	50	3	3
TOTALS	RPI 1-25	RPI 26-50	W-L RECORDS	RPI 51-100	RPI 101-999	RPI 201+			
17- 9	2- 6	2- 2	OVERALL	2- 1	11- 0	5- 0			
12- 1	2- 0	1- 0	HOME	1- 1	8- 0	4- 0			
4- 6	0- 4	1- 2	AWAY	1- 0	2- 0	0- 0			
1- 2	0- 2	0- 0	NEUTRAL	0- 0	1- 0	1- 0			
9- 3	1- 3	0- 0	NON-CONFERENCE	0- 0	8- 0	5- 0			
7- 0	1- 0	0- 0	HOME	0- 0	6- 0	4- 0			
1- 1	0- 1	0- 0	AWAY	0- 0	1- 0	0- 0			
1- 2	0- 2	0- 0	NEUTRAL	0- 0	1- 0	1- 0			
8- 6	1- 3	2- 2	CONFERENCE	2- 1	3- 0	0- 0			
5- 1	1- 0	1- 0	HOME	1- 1	2- 0	0- 0			
3- 5	0- 3	1- 2	AWAY	1- 0	1- 0	0- 0			
0- 0	0- 0	0- 0	NEUTRAL	0- 0	0- 0	0- 0			

RPI 1-25					
RPI	S	Opponent	Score		
3	N	Mississippi St.	57	65	
6	A	Florida St.	66	77	
8	A	UCLA	63	71	
9	A	Oregon	64	74	
12	A	Stanford	50	74	
12	H	Stanford	73	66	
13	N	Green Bay	48	61	
14	H	Buffalo	76	57	

Team's RPI : 35					
RPI	S	Opponent	Score		
38	A	Cal i forn i a	57	42	
38	H	Cal i forn i a	80	71	
49	A	Oregon St.	54	57	
50	A	Southern Cal i forn i a	62	77	

RPI 51-100					
RPI	S	Opponent	Score		
88	H	Washi ngton St.	77	51	
94	A	Utah	83	81	
94	H	Utah	56	58	

RPI 101+					
RPI	S	Opponent	Score		
104	H	Arkansas	89	43	
134	H	Idaho	77	33	
143	A	Col orado	72	47	
143	H	Col orado	73	59	
147	A	Fresno St.	81	49	
175	H	Washi ngton	61	41	
210	N	Col umbi a	72	48	
226	H	UC Ri versi de	73	48	
262	H	Col gate	65	54	
272	H	Sacramento St.	106	58	
296	H	UTSA	74	42	

LAST 12 Division I GAMES:					
8	A	UCLA	63	71	
50	A	Southern Cal i forn i a	62	77	
88	H	Washi ngton St.	77	51	
175	H	Washi ngton	61	41	
38	A	Cal i forn i a	57	42	
12	A	Stanford	50	74	
143	H	Col orado	73	59	
94	H	Utah	56	58	
9	A	Oregon	64	74	
49	A	Oregon St.	54	57	
12	H	Stanford	73	66	
38	H	Cal i forn i a	80	71	

Arizona St.

Average RPI Win:	319	WON-LOST	WINNING	LAST 10	STRENGTH OF	OPP. STRENGTH	TEAM	ADJ.	CONF.	ADJ CONF.
Average RPI Loss:	215	RECORD	PCT. RANK	GAMES	SCHEDULE	OF SCHEDULE	RPI	RPI	RPI	RPI
DIV. I ONLY	3- 18	326	2- 8	316	337	339	339	32	32	
DIV. I NON-CONF.	0- 8	337	0- 0	141	91	323	323	32	32	

TOTALS	RPI 1-25	RPI 26-50	W-L RECORDS	RPI 51-100	RPI 101-999	RPI 201+				
3- 18	0- 1	0- 1	OVERALL	0- 1	3- 15	3- 12				
2- 4	0- 0	0- 0	HOME	0- 0	2- 4	2- 3				
1- 12	0- 0	0- 0	AWAY	0- 0	1- 0	1- 0				
0- 2	0- 0	0- 0	NEUTRAL	0- 0	0- 2	0- 2				
0- 8	0- 1	0- 1	NON-CONFERENCE	0- 1	0- 5	0- 4				
0- 0	0- 0	0- 0	HOME	0- 0	0- 0	0- 0				
0- 6	0- 1	0- 1	AWAY	0- 1	0- 3	0- 2				
0- 2	0- 0	0- 0	NEUTRAL	0- 0	0- 2	0- 2				
3- 10	0- 0	0- 0	CONFERENCE	0- 0	3- 10	3- 8				
2- 4	0- 0	0- 0	HOME	0- 0	2- 4	2- 3				
1- 6	0- 0	0- 0	AWAY	0- 0	1- 6	1- 5				
0- 0	0- 0	0- 0	NEUTRAL	0- 0	0- 0	0- 0				

RPI 1-25				RPI 26-50				RPI 51-100				RPI 101+ Team's RPI: 339			
RPI	S	Opponent	Score	RPI	S	Opponent	Score	RPI	S	Opponent	Score	RPI	S	Opponent	Score
17	A	Iowa	45 85	40	A	Dayton	43 81	60	A	Nebraska	52 73	171	A	Tulsa	37 87
												186	A	Southern U.	46 59
												186	H	Southern U.	52 71
												219	N	Oakland	37 69
												220	A	Texas Tech	47 74
												233	A	Texas Southern	52 58
												236	H	Grambling	57 66
												237	A	Austin Peay	61 97
												259	N	Towson	44 70
												265	A	Prairie View	52 64
												302	A	Alabama St.	54 63
												302	H	Alabama St.	55 53
												304	A	Alcorn	58 76
												304	H	Alcorn	77 80
												310	H	Jackson St.	54 60
												317	A	Alabama A&M	49 52
												317	H	Alabama A&M	57 48
												337	A	Mississippi Val.	64 59

LAST 12 Division I GAMES:															
304	A	Alcorn	58 76	233	A	Texas Southern	52 58								
186	A	Southern U.	46 59	265	A	Prairie View	52 64								
302	H	Alabama St.	55 53	304	H	Alcorn	77 80								
317	H	Alabama A&M	57 48	186	H	Southern U.	52 71								
310	H	Jackson St.	54 60	302	A	Alabama St.	54 63								
236	H	Grambling	57 66	317	A	Alabama A&M	49 52								

Non-Div I Games: Tougalo 71 51 Philander Smith 81 73

Ark. -Pine Bluff

Loss,
Non-Conf,
S Site,
H Home
A Away
N Neutral

Average RPI	Win:	184	WON-LOST	WINNING	LAST 10	STRENGTH OF	OPP. STRENGTH	TEAM	ADJ.	CONF.	ADJ CONF.
Average RPI	Loss:	67	RECORD	PCT. RANK	GAMES	SCHEDULE	OF SCHEDULE	RPI	RPI	RPI	RPI
DIV. I ONLY		12- 14	198	2- 8	40	78	104	104	2	2	
DIV. I NON-CONF.		9- 4	82	0- 0	155	208	75	75	2	2	

TOTALS	RPI 1-25		RPI 26-50		W-L RECORDS		RPI 51-100		RPI 101-999		RPI 201+
12- 14	0- 5		0- 2		OVERALL		1- 4		11- 3		4- 0
8- 5	0- 2		0- 0		HOME		0- 2		8- 1		3- 0
3- 9	0- 3		0- 2		AWAY		1- 2		2- 2		0- 0
1- 0	0- 0		0- 0		NEUTRAL		0- 0		1- 0		1- 0
9- 4	0- 0		0- 1		NON-CONFERENCE		0- 1		9- 2		4- 0
7- 0	0- 0		0- 0		HOME		0- 0		7- 0		3- 0
1- 4	0- 0		0- 1		AWAY		0- 1		1- 2		0- 0
1- 0	0- 0		0- 0		NEUTRAL		0- 0		1- 0		1- 0
3- 10	0- 5		0- 1		CONFERENCE		1- 3		2- 1		0- 0
1- 5	0- 2		0- 0		HOME		0- 2		1- 1		0- 0
2- 5	0- 3		0- 1		AWAY		1- 1		1- 0		0- 0
0- 0	0- 0		0- 0		NEUTRAL		0- 0		0- 0		0- 0

RPI 1-25				RPI 26-50				RPI 51-100				RPI 101+ Team's RPI: 104			
RPI	S	Opponent	Score	RPI	S	Opponent	Score	RPI	S	Opponent	Score	RPI	S	Opponent	Score
3	A	Mississippi St.	69 111	28	A	Georgia	65 78	60	A	Nebraska	69 80	103	A	Auburn	68 58
10	H	Tennessee	85 90	35	A	Arizona St.	43 89	85	A	Alabama	74 66	141	H	Ole Miss	73 72
15	A	South Carolina	42 90					85	H	Alabama	76 83	149	H	Samford	84 63
16	A	Missouri	54 88					95	A	Kentucky	57 78	153	A	UTEP	61 64
16	H	Missouri	58 84					95	H	Kentucky	65 76	160	H	Florida	51 65
												166	A	Kansas	60 71
												170	H	Charlotte	73 72
												171	H	Tulsa	67 41
												179	H	UT Arlington	91 57
												196	A	Oral Roberts	77 66
												211	H	Abilene Christian	79 65
												236	H	Grambling	79 62
												239 N		New Mexico St.	69 60
												333	H	Sam Houston St.	65 54

LAST 12 Division I GAMES:															
95	A	Kentucky	57 78	16	A	Missouri	54 88	160	H	Florida	51 65	103	A	Auburn	68 58
16	H	Missouri	58 84	28	A	Georgia	65 78	85	A	Alabama	74 66	141	H	Ole Miss	73 72
10	H	Tennessee	85 90	35	A	Arizona St.	43 89	85	H	Alabama	76 83	149	H	Samford	84 63
85	A	Alabama	74 66					95	A	Kentucky	57 78	153	A	UTEP	61 64
95	H	Kentucky	65 76					95	H	Kentucky	65 76	160	H	Florida	51 65
15	A	South Carolina	42 90									166	A	Kansas	60 71
												170	H	Charlotte	73 72
												171	H	Tulsa	67 41
												179	H	UT Arlington	91 57
												196	A	Oral Roberts	77 66
												211	H	Abilene Christian	79 65
												236	H	Grambling	79 62
												239 N		New Mexico St.	69 60
												333	H	Sam Houston St.	65 54

Non-Div I Games:

Arkansas

■ Loss,
 ■ Non-Conf,
 ■ S Site,
 ■ Home
 ■ Away
 N Neutral

Average RPI Win:	251	WON-LOST	WINNING	LAST 10	STRENGTH OF	OPP. STRENGTH	TEAM	ADJ.	CONF.	ADJ CONF.
Average RPI Loss:	137	RECORD	PCT. RANK	GAMES	SCHEDULE	OF SCHEDULE	RPI	RPI	RPI	RPI
DIV. I ONLY	13- 11	148	6- 4	275	177	190	190	23	23	
DIV. I NON-CONF.	5- 6	187	0- 0	167	79	169	169	23	23	

TOTALS	RPI 1-25	RPI 26-50	W-L RECORDS	RPI 51-100	RPI 101-999	RPI 201+				
13- 11	0- 1	0- 0	OVERALL	0- 2	13- 8	8- 1				
8- 3	0- 0	0- 0	HOME	0- 1	8- 2	5- 0				
5- 8	0- 1	0- 0	AWAY	0- 1	5- 6	3- 1				
0- 0	0- 0	0- 0	NEUTRAL	0- 0	0- 0	0- 0				
5- 6	0- 1	0- 0	NON-CONFERENCE	0- 2	5- 3	2- 0				
4- 1	0- 0	0- 0	HOME	0- 1	4- 0	2- 0				
1- 5	0- 1	0- 0	AWAY	0- 1	1- 3	0- 0				
0- 0	0- 0	0- 0	NEUTRAL	0- 0	0- 0	0- 0				
8- 5	0- 0	0- 0	CONFERENCE	0- 0	8- 5	6- 1				
4- 2	0- 0	0- 0	HOME	0- 0	4- 2	3- 0				
4- 3	0- 0	0- 0	AWAY	0- 0	4- 3	3- 1				
0- 0	0- 0	0- 0	NEUTRAL	0- 0	0- 0	0- 0				

RPI 1-25				RPI 26-50				RPI 51-100				RPI 101+				Team's RPI: 190
RPI	S	Opponent	Score	RPI	S	Opponent	Score	RPI	S	Opponent	Score	RPI	S	Opponent	Score	
25	A	South Fla.	55 98					66	A	Indiana	51 93	119	A	Little Rock	43 53	
								76	H	Belmont	52 83	136	H	Texas St.	55 67	
												138	A	South Ala.	75 60	
												141	A	Ole Miss	48 74	
												153	H	UTEP	76 73	
												160	A	Florida	70 69	
												168	A	Pittsburgh	47 87	
												169	H	Louisiana	75 77	
												171	A	Tulsa	58 68	
												179	H	UT Arlington	85 80	
												180	A	Troy	78 95	
												183	H	UT Martin	84 73	
												236	H	Grambling	76 56	
												260	A	Appalachian St.	66 68	
												266	A	Coastal Caro.	70 63	
												320	A	Ga. Southern	71 62	
												320	H	Ga. Southern	69 48	
												321	A	Georgia St.	75 58	
												321	H	Georgia St.	76 63	
												332	H	Tennessee St.	68 62	
												338	H	La. -Monroe	76 62	
LAST 12 Division I GAMES:																
138	A	South Ala.	75 60	119	A	Little Rock	43 53									
180	A	Troy	78 95	179	H	UT Arlington	85 80									
320	H	Ga. Southern	69 48	136	H	Texas St.	55 67									
321	H	Georgia St.	76 63	321	A	Georgia St.	75 58									
260	A	Appalachian St.	66 68	320	A	Ga. Southern	71 62									
266	A	Coastal Caro.	70 63	169	H	Louisiana	75 77									

Non-Div I Games:

Arkansas St.

Loss,
Non-Conf,
S Site,
H Home
A Away
N Neutral

Average RPI Win:	230	WON-LOST	WINNING	LAST 10	STRENGTH OF	OPP. STRENGTH	TEAM	ADJ.	CONF.	ADJ CONF.
Average RPI Loss:	143	RECORD	PCT. RANK	GAMES	SCHEDULE	OF SCHEDULE	RPI	RPI	RPI	RPI
DIV. I ONLY	12- 12	175	5- 5	153	233	172	172	14	14	
DIV. I NON-CONF.	6- 4	122	0- 0	225	316	146	146	18	18	

TOTALS	RPI 1-25	RPI 26-50	W-L RECORDS	RPI 51-100	RPI 101-999	RPI 201+				
12- 12	0- 0	0- 1	OVERALL	0- 4	12- 7	9- 3				
6- 5	0- 0	0- 0	HOME	0- 2	6- 3	4- 1				
6- 7	0- 0	0- 1	AWAY	0- 2	6- 4	5- 2				
0- 0	0- 0	0- 0	NEUTRAL	0- 0	0- 0	0- 0				
6- 4	0- 0	0- 1	NON-CONFERENCE	0- 0	6- 3	3- 2				
4- 1	0- 0	0- 0	HOME	0- 0	4- 1	2- 0				
2- 3	0- 0	0- 1	AWAY	0- 0	2- 2	1- 2				
0- 0	0- 0	0- 0	NEUTRAL	0- 0	0- 0	0- 0				
6- 8	0- 0	0- 0	CONFERENCE	0- 4	6- 4	6- 1				
2- 4	0- 0	0- 0	HOME	0- 2	2- 2	2- 1				
4- 4	0- 0	0- 0	AWAY	0- 2	4- 2	4- 0				
0- 0	0- 0	0- 0	NEUTRAL	0- 0	0- 0	0- 0				

RPI 1-25				RPI 26-50				RPI 51-100				RPI 101+				Team's RPI: 172
RPI	S	Opponent	Score	RPI	S	Opponent	Score	RPI	S	Opponent	Score	RPI	S	Opponent	Score	
				33	A	Marquette	53 83	55	A	American	63 71	116	H	Dartmouth	71 56	
								55	H	American	46 64	117	H	Delaware	59 70	
								78	A	Navy	44 70	118	A	Yale	82 65	
								78	H	Navy	46 55	124	A	Bucknell	36 60	
												146	H	Binghamton	73 61	
												185	A	Lehigh	55 59	
												195	H	Boston U.	59 60	
												234	A	Lafayette	65 60	
												234	H	Lafayette	48 39	
												235	A	Loyola Maryland	69 62	
												235	H	Loyola Maryland	62 47	
												247	A	Holy Cross	66 57	
												247	H	Holy Cross	62 70	
												262	A	Colgate	62 54	
												267	A	St. Francis Brooklyn	52 73	
												276	A	Fairleigh Dickinson	56 58	
												281	H	LIU Brooklyn	71 37	
												307	A	Air Force	65 59	
												344	H	NJIT	79 49	

LAST 12 Division I GAMES:																
				247	A	Holy Cross	66 57	185	A	Lehigh	55 59					
				78	H	Navy	46 55	247	H	Holy Cross	62 70					
				234	H	Lafayette	48 39	78	A	Navy	44 70					
				55	A	American	63 71	234	A	Lafayette	65 60					
				235	H	Loyola Maryland	62 47	55	H	American	46 64					
				262	A	Colgate	62 54	124	A	Bucknell	36 60					

Non-Div I Games: St. Joseph's (Brkln) 107 46

Army West Point

Average RPI Win: **165**
 Average RPI Loss: **60**

WON-LOST
RECORD

WINNING
PCT. RANK

LAST 10
GAMES

STRENGTH OF
SCHEDULE

OPP. STRENGTH
OF SCHEDULE

TEAM
RPI

ADJ.
RPI

CONF.
RPI

ADJ CONF.
RPI

DIV. I ONLY	12- 12	175	3- 7	63	44	103	103	2	2
DIV. I NON-CONF.	8- 3	65	0- 0	218	172	97	97	2	2
<hr/>									
TOTALS	RPI 1-25	RPI 26-50	W-L RECORDS	RPI 51-100	RPI 101-999	RPI 201+			
12- 12	0- 5	1- 2	OVERALL	2- 2	9- 3	3- 0			
9- 3	0- 2	1- 0	HOME	1- 0	7- 1	3- 0			
2- 7	0- 3	0- 2	AWAY	1- 2	1- 0	0- 0			
1- 2	0- 0	0- 0	NEUTRAL	0- 0	1- 2	0- 0			
8- 3	0- 0	0- 0	NON-CONFERENCE	1- 1	7- 2	3- 0			
5- 0	0- 0	0- 0	HOME	0- 0	5- 0	3- 0			
2- 1	0- 0	0- 0	AWAY	1- 1	1- 0	0- 0			
1- 2	0- 0	0- 0	NEUTRAL	0- 0	1- 2	0- 0			
4- 9	0- 5	1- 2	CONFERENCE	1- 1	2- 1	0- 0			
4- 3	0- 2	1- 0	HOME	1- 0	2- 1	0- 0			
0- 6	0- 3	0- 2	AWAY	0- 1	0- 0	0- 0			
0- 0	0- 0	0- 0	NEUTRAL	0- 0	0- 0	0- 0			

RPI 1-25				RPI 26-50				RPI 51-100				RPI 101+ Team's RPI: 103			
RPI	S	Opponent	Score	RPI	S	Opponent	Score	RPI	S	Opponent	Score	RPI	S	Opponent	Score
10	A	Tennessee	59 70	27	A	LSU	56 59	66	A	Indiana	65 53	104	H	Arkansas	58 68
15	A	South Carolina	63 71	27	H	LSU	70 62	72	A	Virginia Tech	63 72	115	N	Chattanooga	41 50
16	H	Missouri	51 59	28	A	Georgia	48 60	85	H	Alabama	69 60	129	H	Vanderbilt	63 60
21	A	Texas A&M	59 78					95	A	Kentucky	48 65	135	N	Georgetown	60 40
21	H	Texas A&M	73 82									160	H	Florida	84 55
												169	A	Louisiana	70 60
												176	H	Louisiana Tech	75 59
												186	H	Southern U.	65 47
												192	N	Northwestern	48 49
												217	H	N.C. A&T	63 53
												297	H	Southeastern La.	80 46
												338	H	La.-Monroe	67 41
<hr/>															
LAST 12 Division I GAMES:															
16	H	Missouri	51 59	28	A	Georgia	48 60								
129	H	Vanderbilt	63 60	27	A	LSU	56 59								
27	H	LSU	70 62	104	H	Arkansas	58 68								
21	A	Texas A&M	59 78	15	A	South Carolina	63 71								
95	A	Kentucky	48 65	21	H	Texas A&M	73 82								
85	H	Alabama	69 60	10	A	Tennessee	59 70								

Non-Div I Games: Xavier (LA) 70 44

Auburn

Loss, **Non-Conf**, **S Site**, **H Home** **A Away** **N Neutral**

Average RPI Win:	290	WON-LOST	WINNING	LAST 10	STRENGTH OF	OPP. STRENGTH	TEAM	ADJ.	CONF.	ADJ CONF.
Average RPI Loss:	171	RECORD	PCT. RANK	GAMES	SCHEDULE	OF SCHEDULE	RPI	RPI	RPI	RPI
DIV. I ONLY	13- 11	148	5- 5	338	289	237	237	25	25	
DIV. I NON-CONF.	5- 4	146	0- 0	324	306	216	216	27	27	

TOTALS	RPI 1-25	RPI 26-50	W-L RECORDS	RPI 51-100	RPI 101-999	RPI 201+				
13- 11	0- 0	0- 1	OVERALL	0- 1	13- 9	12- 4				
7- 3	0- 0	0- 0	HOME	0- 0	7- 3	6- 1				
6- 8	0- 0	0- 0	AWAY	0- 1	6- 1	6- 0				
0- 0	0- 0	0- 0	NEUTRAL	0- 0	0- 0	0- 0				
5- 4	0- 0	0- 1	NON-CONFERENCE	0- 0	5- 3	5- 1				
2- 1	0- 0	0- 0	HOME	0- 0	2- 1	2- 0				
3- 3	0- 0	0- 1	AWAY	0- 0	3- 2	3- 1				
0- 0	0- 0	0- 0	NEUTRAL	0- 0	0- 0	0- 0				
8- 7	0- 0	0- 0	CONFERENCE	0- 1	8- 6	7- 3				
5- 2	0- 0	0- 0	HOME	0- 0	5- 2	4- 1				
3- 5	0- 0	0- 0	AWAY	0- 1	3- 4	3- 2				
0- 0	0- 0	0- 0	NEUTRAL	0- 0	0- 0	0- 0				

RPI 1-25				RPI 26-50				RPI 51-100				RPI 101+				Team's RPI: 237
RPI	S	Opponent	Score	RPI	S	Opponent	Score	RPI	S	Opponent	Score	RPI	S	Opponent	Score	
				42	A	Bal l St.	57 89	76	A	Bel mont	75 78	101	H	Western Ill.	68 81	
												109	A	Butler	54 75	
												148	H	SIUE	38 61	
												183	A	UT Martin	66 100	
												183	H	UT Martin	69 62	
												197	A	Jacksonville St.	47 65	
												209	H	Morehead St.	59 66	
												213	A	Illinois	47 59	
												228	A	Southeast Mo. St.	61 50	
												228	H	Southeast Mo. St.	66 65	
												242	A	Northern Ky.	53 52	
												264	A	Lipscomb	71 63	
												293	H	Eastern Ky.	59 45	
												298	A	Murray St.	65 91	
												300	A	Tennessee Tech	59 63	
												300	H	Tennessee Tech	53 52	
												317	A	Alabama A&M	55 52	
												332	A	Tennessee St.	75 59	
												339	H	Ark.-Pine Bluff	97 61	
												346	A	Eastern Ill.	75 66	
												346	H	Eastern Ill.	69 59	
												349	H	Evansville	82 73	
LAST 12 Division I GAMES:																
				300	H	Tennessee Tech	53 52	293	H	Eastern Ky.	59 45					
				346	A	Eastern Ill.	75 66	76	A	Bel mont	75 78					
				298	A	Murray St.	65 91	332	A	Tennessee St.	75 59					
				228	A	Southeast Mo. St.	61 50	197	A	Jacksonville St.	47 65					
				183	A	UT Martin	66 100	300	A	Tennessee Tech	59 63					
				209	H	Morehead St.	59 66	228	H	Southeast Mo. St.	66 65					

Non-Div I Games: Christian Bros. 73 50 Trevecca Nazarene 80 72

Austin Peay

Average RPI Win:	212	WON-LOST	WINNING	LAST 10	STRENGTH OF	OPP. STRENGTH	TEAM	ADJ.	CONF.	ADJ CONF.
Average RPI Loss:	120	RECORD	PCT. RANK	GAMES	SCHEDULE	OF SCHEDULE	RPI	RPI	RPI	RPI
DIV. I ONLY	15- 11	131	6- 4	159	120	128	128	13	13	
DIV. I NON-CONF.	5- 6	187	0- 0	191	113	207	207	11	11	

TOTALS	RPI 1-25	RPI 26-50	W-L RECORDS	RPI 51-100	RPI 101-999	RPI 201+				
15- 11	0- 0	0- 4	OVERALL	2- 1	13- 6	8- 2				
10- 3	0- 0	0- 2	HOME	2- 0	8- 1	5- 1				
5- 8	0- 0	0- 2	AWAY	0- 1	5- 5	3- 1				
0- 0	0- 0	0- 0	NEUTRAL	0- 0	0- 0	0- 0				
5- 6	0- 0	0- 3	NON-CONFERENCE	1- 0	4- 3	3- 1				
4- 2	0- 0	0- 1	HOME	1- 0	3- 1	3- 1				
1- 4	0- 0	0- 2	AWAY	0- 0	1- 2	0- 0				
0- 0	0- 0	0- 0	NEUTRAL	0- 0	0- 0	0- 0				
10- 5	0- 0	0- 1	CONFERENCE	1- 1	9- 3	5- 1				
6- 1	0- 0	0- 1	HOME	1- 0	5- 0	2- 0				
4- 4	0- 0	0- 0	AWAY	0- 1	4- 3	3- 1				
0- 0	0- 0	0- 0	NEUTRAL	0- 0	0- 0	0- 0				

RPI 1-25				RPI 26-50				RPI 51-100				RPI 101+ Team's RPI: 128			
RPI	S	Opponent	Score	RPI	S	Opponent	Score	RPI	S	Opponent	Score	RPI	S	Opponent	Score
				28	H	Georgi a	63 79	70	A	Saint Mary's (CA)	49 57	113	A	Col orado St.	54 56
				34	A	Northern Colo.	74 79	70	H	Saint Mary's (CA)	63 54	150	A	Loyol a Marymount	67 55
				38	A	Cal i forni a	45 70	94	H	Utah	77 68	150	H	Loyol a Marymount	62 52
				44	H	Gonzaga	70 84					151	A	San Franci sco	73 76
												151	H	San Franci sco	70 66
												163	A	Eastern Wash.	73 69
												164	A	Paci fi c	76 83
												164	H	Paci fi c	77 65
												175	A	Washi ngton	72 80
												208	A	San Di ego	69 70
												232	A	Pepperdi ne	73 67
												232	H	Pepperdi ne	78 43
												241	H	Montana St.	75 54
												286	A	Santa Clara	55 34
												286	H	Santa Clara	65 47
												295	H	Utah St.	69 76
												313	A	Portland	72 58
												327	H	Southern Utah	75 67
												328	H	Utah Valley	75 54
LAST 12 Division I GAMES:															
				232	H	Pepperdi ne	78 43	70	H	Saint Mary's (CA)	63 54				
				151	A	San Franci sco	73 76	208	A	San Di ego	69 70				
				286	A	Santa Clara	55 34	150	A	Loyol a Marymount	67 55				
				44	H	Gonzaga	70 84	286	H	Santa Clara	65 47				
				150	H	Loyol a Marymount	62 52	232	A	Pepperdi ne	73 67				
				164	A	Paci fi c	76 83	164	H	Paci fi c	77 65				

Non-Div I Games:

BYU

Average RPI Win:	164	WON-LOST	WINNING	LAST 10	STRENGTH OF	OPP. STRENGTH	TEAM	ADJ.	CONF.	ADJ CONF.
Average RPI Loss:	46	RECORD	PCT. RANK	GAMES	SCHEDULE	OF SCHEDULE	RPI	RPI	RPI	RPI
DIV. I ONLY	19- 4	21	7- 3	125	86	42	42	7	7	
DIV. I NON-CONF.	10- 0	1	0- 0	170	95	17	17	8	8	

TOTALS	RPI 1-25	RPI 26-50	W-L RECORDS	RPI 51-100	RPI 101-999	RPI 201+				
19- 4	0- 1	2- 1	OVERALL	1- 2	16- 0	9- 0				
11- 2	0- 1	1- 1	HOME	1- 0	9- 0	6- 0				
8- 2	0- 0	1- 0	AWAY	0- 2	7- 0	3- 0				
0- 0	0- 0	0- 0	NEUTRAL	0- 0	0- 0	0- 0				
10- 0	0- 0	2- 0	NON-CONFERENCE	0- 0	8- 0	4- 0				
6- 0	0- 0	1- 0	HOME	0- 0	5- 0	3- 0				
4- 0	0- 0	1- 0	AWAY	0- 0	3- 0	1- 0				
0- 0	0- 0	0- 0	NEUTRAL	0- 0	0- 0	0- 0				
9- 4	0- 1	0- 1	CONFERENCE	1- 2	8- 0	5- 0				
5- 2	0- 1	0- 1	HOME	1- 0	4- 0	3- 0				
4- 2	0- 0	0- 0	AWAY	0- 2	4- 0	2- 0				
0- 0	0- 0	0- 0	NEUTRAL	0- 0	0- 0	0- 0				

RPI	S	Opponent	Score	RPI	S	Opponent	Score	RPI	S	Opponent	Score	RPI	S	Opponent	Score
14	H	Buffalo	80 84	26	H	Central Mich.	65 69	62	A	Toledo	66 72	105	A	Western Mich.	81 71
				41	A	Purdue	66 60	82	A	Ohio	76 80	107	H	Missouri St.	70 58
				43	H	Western Ky.	93 81	91	H	Miami (OH)	86 61	109	H	Butler	87 75
												111	A	Cleveland St.	76 64
												127	H	Northern Ill.	81 72
												129	A	Vanderbilt	88 79
												144	A	Kent St.	79 58
												206	A	Bowling Green	84 73
												206	H	Bowling Green	82 41
												214	H	Eastern Mich.	91 85
												215	A	Akron	74 61
												215	H	Akron	97 65
												228	H	Southeast Mo. St.	69 56
												237	H	Austin Peay	89 57
												264	H	Lipscomb	84 46
												332	A	Tennessee St.	85 65
LAST 12 Division I GAMES:															
105	A	Western Mich.	81 71	144	A	Kent St.	79 58								
214	H	Eastern Mich.	91 85	62	A	Toledo	66 72								
82	A	Ohio	76 80	14	H	Buffalo	80 84								
215	H	Akron	97 65	215	A	Akron	74 61								
127	H	Northern Ill.	81 72	206	A	Bowling Green	84 73								
206	H	Bowling Green	82 41	91	H	Miami (OH)	86 61								

Non-Div I Games: Oakland City 126 55

Ball St.

Average RPI Win:	115	WON-LOST	WINNING	LAST 10	STRENGTH OF	OPP. STRENGTH	TEAM	ADJ.	CONF.	ADJ CONF.
Average RPI Loss:	8	RECORD	PCT. RANK	GAMES	SCHEDULE	OF SCHEDULE	RPI	RPI	RPI	RPI
DIV. I ONLY	24- 1	3	10- 0	48	16	5	5	4	4	
DIV. I NON-CONF.	10- 1	15	0- 0	70	68	12	12	5	5	

TOTALS	RPI 1-25	RPI 26-50	W-L RECORDS	RPI 51-100	RPI 101-999	RPI 201+				
24- 1	2- 1	4- 0	OVERALL	6- 0	12- 0	5- 0				
14- 0	2- 0	2- 0	HOME	3- 0	7- 0	3- 0				
8- 1	0- 1	2- 0	AWAY	2- 0	4- 0	2- 0				
2- 0	0- 0	0- 0	NEUTRAL	1- 0	1- 0	0- 0				
10- 1	1- 1	0- 0	NON-CONFERENCE	2- 0	7- 0	3- 0				
7- 0	1- 0	0- 0	HOME	1- 0	5- 0	2- 0				
1- 1	0- 1	0- 0	AWAY	0- 0	1- 0	1- 0				
2- 0	0- 0	0- 0	NEUTRAL	1- 0	1- 0	0- 0				
14- 0	1- 0	4- 0	CONFERENCE	4- 0	5- 0	2- 0				
7- 0	1- 0	2- 0	HOME	2- 0	2- 0	1- 0				
7- 0	0- 0	2- 0	AWAY	2- 0	3- 0	1- 0				
0- 0	0- 0	0- 0	NEUTRAL	0- 0	0- 0	0- 0				

RPI 1-25	Team's RPI: 5	RPI 26-50	RPI 51-100	RPI 101+
RPI S Opponent Score	RPI S Opponent Score	RPI S Opponent Score	RPI S Opponent Score	RPI S Opponent Score
8 A UCLA 68 82	29 A Okl ahoma 74 52	54 A West Virginia 83 72	102 A Iowa St. 79 50	
11 H Texas 81 56	29 H Okl ahoma 74 65	64 N Georgi a Tech 80 57	102 H Iowa St. 89 49	
12 H Stanford 81 57	47 A Okl ahoma St. 87 45	75 H TCU 83 63	107 N Missouri St. 100 58	
	47 H Okl ahoma St. 77 64	84 A Kansas St. 88 58	114 H Lamar University 121 62	
		84 H Kansas St. 75 50	120 H Central Ark. 86 55	
		95 H Kentucky 90 63	162 H North Dakota 105 43	
			166 A Kansas 83 48	
			220 A Texas Tech 90 44	
			220 H Texas Tech 97 49	
			245 A Nichol ls St. 85 43	
			263 H McNeese 95 34	
			305 H Coppin St. 100 54	
LAST 12 Division I GAMES:				
47 A Okl ahoma St. 87 45	11 H Texas 81 56			
75 H TCU 83 63	84 H Kansas St. 75 50			
29 H Okl ahoma 74 65	102 A Iowa St. 79 50			
220 A Texas Tech 90 44	29 A Okl ahoma 74 52			
47 H Okl ahoma St. 77 64	166 A Kansas 83 48			
54 A West Vi rgi ni a 83 72	102 H Iowa St. 89 49			

Non-Div I Games:

Bayl or

Average RPI Win:	228	WON-LOST	WINNING	LAST 10	STRENGTH OF	OPP. STRENGTH	TEAM	ADJ.	CONF.	ADJ CONF.
Average RPI Loss:	46	RECORD	PCT. RANK	GAMES	SCHEDULE	OF SCHEDULE	RPI	RPI	RPI	RPI
DIV. I ONLY	24- 3	7	10- 0	283	184	76	76	25	25	
DIV. I NON-CONF.	9- 3	61	0- 0	159	33	59	59	27	27	

TOTALS	RPI 1-25	RPI 26-50	W-L RECORDS	RPI 51-100	RPI 101-999	RPI 201+				
24- 3	0- 1	2- 1	OVERALL	0- 1	22- 0	14- 0				
10- 1	0- 0	0- 0	HOME	0- 1	10- 0	7- 0				
12- 1	0- 0	0- 0	AWAY	0- 0	12- 0	7- 0				
2- 1	0- 1	2- 0	NEUTRAL	0- 0	0- 0	0- 0				
9- 3	0- 1	2- 1	NON-CONFERENCE	0- 1	7- 0	3- 0				
3- 1	0- 0	0- 0	HOME	0- 1	3- 0	2- 0				
4- 1	0- 0	0- 1	AWAY	0- 0	4- 0	1- 0				
2- 1	0- 1	2- 0	NEUTRAL	0- 0	0- 0	0- 0				
15- 0	0- 0	0- 0	CONFERENCE	0- 0	15- 0	11- 0				
7- 0	0- 0	0- 0	HOME	0- 0	7- 0	5- 0				
8- 0	0- 0	0- 0	AWAY	0- 0	8- 0	6- 0				
0- 0	0- 0	0- 0	NEUTRAL	0- 0	0- 0	0- 0				

RPI 1-25				RPI 26-50				RPI 51-100 Team's RPI: 76				RPI 101+			
RPI	S	Opponent	Score	RPI	S	Opponent	Score	RPI	S	Opponent	Score	RPI	S	Opponent	Score
12	N	Stanford	53 74	29	A	Oklahoma	73 96	98	H	Wright St.	81 91	129	A	Vanderbilt	111 74
				44	N	Gonzaga	71 63					148	A	SIUE	72 55
				48	N	FGCU	75 65					148	H	SIUE	86 64
												149	H	Samford	83 46
												171	A	Tulsa	90 65
												183	A	UT Martin	65 63
												190	A	Arkansas St.	83 52
												197	H	Jacksonville St.	71 55
												209	A	Morehead St.	83 62
												228	A	Southeast Mo. St.	67 57
												237	H	Austin Peay	78 75
												264	A	Lipscomb	91 59
												277	H	Presbyterian	90 48
												293	A	Eastern Ky.	77 55
												293	H	Eastern Ky.	95 62
												298	H	Murray St.	70 65
												300	A	Tennessee Tech	68 60
												300	H	Tennessee Tech	78 59
												330	H	Fort Wayne	74 42
												332	A	Tennessee St.	87 70
												346	A	Eastern Ill.	86 58
												346	H	Eastern Ill.	59 37
LAST 12 Division I GAMES:															
293	H	Eastern Ky.	95 62	346	H	Eastern Ill.	59 37								
300	A	Tennessee Tech	68 60	237	H	Austin Peay	78 75								
332	A	Tennessee St.	87 70	298	H	Murray St.	70 65								
209	A	Morehead St.	83 62	346	A	Eastern Ill.	86 58								
293	A	Eastern Ky.	77 55	148	A	SIUE	72 55								
148	H	SIUE	86 64	197	H	Jacksonville St.	71 55								

Non-Div I Games: Trevecca Nazarene 97 39

Belmont

Average RPI Win: 259		WON-LOST RECORD	WINNING PCT. RANK	LAST 10 GAMES	STRENGTH OF SCHEDULE	OPP. STRENGTH OF SCHEDULE	TEAM RPI	ADJ. RPI	CONF. RPI	ADJ CONF. RPI
Average RPI Loss: 167										
DIV. I ONLY		17- 4	23	10- 0	314	327	126	126	30	30
DIV. I NON-CONF.		6- 4	122	0- 1	236	300	175	175	30	30
TOTALS		RPI 1-25	RPI 26-50	W-L RECORDS	RPI 51-100	RPI 101-999	RPI 201+			
17- 4		0- 0	0- 0	OVERALL	0- 2	17- 2	13- 2			
9- 2		0- 0	0- 0	HOME	0- 1	9- 1	8- 1			
6- 2		0- 0	0- 0	AWAY	0- 1	6- 1	5- 1			
2- 0		0- 0	0- 0	NEUTRAL	0- 0	2- 0	0- 0			
6- 4		0- 0	0- 0	NON-CONFERENCE	0- 2	6- 2	3- 2			
3- 2		0- 0	0- 0	HOME	0- 1	3- 1	2- 1			
1- 2		0- 0	0- 0	AWAY	0- 1	1- 1	1- 1			
2- 0		0- 0	0- 0	NEUTRAL	0- 0	2- 0	0- 0			
11- 0		0- 0	0- 0	CONFERENCE	0- 0	11- 0	10- 0			
6- 0		0- 0	0- 0	HOME	0- 0	6- 0	6- 0			
5- 0		0- 0	0- 0	AWAY	0- 0	5- 0	4- 0			
0- 0		0- 0	0- 0	NEUTRAL	0- 0	0- 0	0- 0			

RPI 1-25				RPI 26-50				RPI 51-100				RPI 101+			
RPI	S	Opponent	Score	RPI	S	Opponent	Score	RPI	S	Opponent	Score	RPI	S	Opponent	Score
								51	A	Miami (FL)	39 85	136	N	Texas St.	62 56
								90	H	Jacksonville	58 68	186	H	Southern U.	68 56
												194	N	Richmond	63 50
												199	A	Hampton	61 56
												203	A	Norfolk St.	58 51
												203	H	Norfolk St.	60 45
												229	A	North Florida	63 70
												252	A	Howard	59 55
												265	H	Prairie View	77 52
												268	H	Grand Canyon	69 60
												279	A	UMES	55 48
												279	H	UMES	73 61
												297	H	Southeastern La.	58 60
												305	H	Coppin St.	64 38
												308	A	FIU	77 59
												314	H	South Carolina St.	68 50
												329	A	Delaware St.	68 60
												335	H	N.C. Central	57 47
												343	H	Florida A&M	44 42
LAST 12 Division I GAMES:															
				335	H	N.C. Central	57 47	329	A	Delaware St.	68 60				
				279	H	UMES	73 61	343	H	Florida A&M	44 42				
				203	H	Norfolk St.	60 45	279	A	UMES	55 48				
				305	H	Coppin St.	64 38	252	A	Howard	59 55				
				199	A	Hampton	61 56	314	H	South Carolina St.	68 50				
				203	A	Norfolk St.	58 51	51	A	Miami (FL)	39 85				

Non-Div I Games:	Edward Waters	101	60	Palm Beach Atl.	61	48
------------------	---------------	-----	----	-----------------	----	----

Bethune-Cookman

Loss, Non-Conf, S Site, H Home A Away N Neutral

Average RPI Win:	245	WON-LOST	WINNING	LAST 10	STRENGTH OF	OPP. STRENGTH	TEAM	ADJ.	CONF.	ADJ CONF.
Average RPI Loss:	141	RECORD	PCT. RANK	GAMES	SCHEDULE	OF SCHEDULE	RPI	RPI	RPI	RPI
DIV. I ONLY	17- 8	74	7- 3	286	249	146	146	20	20	
DIV. I NON-CONF.	8- 4	87	0- 0	306	262	157	157	24	24	

TOTALS	RPI 1-25	RPI 26-50	W-L RECORDS	RPI 51-100	RPI 101-999	RPI 201+				
17- 8	0- 0	0- 0	OVERALL	2- 2	15- 6	12- 1				
6- 4	0- 0	0- 0	HOME	1- 1	5- 3	3- 1				
10- 3	0- 0	0- 0	AWAY	1- 1	9- 2	8- 0				
1- 1	0- 0	0- 0	NEUTRAL	0- 0	1- 1	1- 0				
8- 4	0- 0	0- 0	NON-CONFERENCE	1- 0	7- 4	6- 0				
3- 1	0- 0	0- 0	HOME	1- 0	2- 1	1- 0				
4- 2	0- 0	0- 0	AWAY	0- 0	4- 2	4- 0				
1- 1	0- 0	0- 0	NEUTRAL	0- 0	1- 1	1- 0				
9- 4	0- 0	0- 0	CONFERENCE	1- 2	8- 2	6- 1				
3- 3	0- 0	0- 0	HOME	0- 1	3- 2	2- 1				
6- 1	0- 0	0- 0	AWAY	1- 1	5- 0	4- 0				
0- 0	0- 0	0- 0	NEUTRAL	0- 0	0- 0	0- 0				

RPI 1-25				RPI 26-50				RPI 51-100				RPI 101+				Team's RPI: 146
RPI	S	Opponent	Score	RPI	S	Opponent	Score	RPI	S	Opponent	Score	RPI	S	Opponent	Score	
								71	H	Penn	77 72	116	H	Dartmouth	80 64	
								80	A	Albany (NY)	46 63	118	H	Yale	69 73	
								83	A	Maine	66 62	124	A	Bucknell	59 64	
								83	H	Maine	38 61	157	H	Hartford	64 59	
												171	N	Tulsa	55 60	
												172	A	Army West Point	61 73	
												178	A	New Hampshire	54 52	
												178	H	New Hampshire	61 63	
												205	A	Stony Brook	69 64	
												205	H	Stony Brook	59 67	
												270	A	Cornell	66 58	
												274	A	Rider	76 54	
												279	N	UMES	68 51	
												290	A	Vermont	62 48	
												290	H	Vermont	52 38	
												294	A	Bryant	55 47	
												324	A	UMBC	68 53	
												324	H	UMBC	81 51	
												327	A	Southern Utah	72 66	
												344	H	NJIT	67 36	
												345	A	UMass Lowell	76 46	

LAST 12 Division I GAMES:																
				290	H	Vermont	52 38	324	H	UMBC	81 51					
				324	A	UMBC	68 53	345	A	UMass Lowell	76 46					
				205	A	Stony Brook	69 64	205	H	Stony Brook	59 67					
				83	H	Maine	38 61	80	A	Albany (NY)	46 63					
				290	A	Vermont	62 48	157	H	Hartford	64 59					
				178	A	New Hampshire	54 52	178	H	New Hampshire	61 63					

Non-Div I Games: SUNY Cortland 90 36

Binghamton

Average RPI Wi n: 200

Average RPI Loss: 151

WON-LOST
RECORDWINNING
PCT. RANKLAST 10
GAMESSTRENGTH OF
SCHEDULEOPP. STRENGTH
OF SCHEDULETEAM
RPIADJ.
RPICONF.
RPIADJ CONF.
RPIDIV. I ONLY
DIV. I NON-CONF.14- 9
4- 5110
2028- 2
0- 0242
294115
125165
263165
26316
1416
14

TOTALS

RPI 1-25

RPI 26-50

W-L RECORDS

RPI 51-100

RPI 101-999

RPI 201+

14- 9

0- 0

0- 0

OVERALL

2- 5

12- 4

7- 4

7- 5

0- 0

0- 0

HOME

2- 3

5- 2

2- 2

7- 2

0- 0

0- 0

AWAY

0- 2

7- 0

5- 0

0- 2

0- 0

0- 0

NEUTRAL

0- 0

0- 2

0- 2

4- 5

0- 0

0- 0

NON-CONFERENCE

0- 2

4- 3

1- 3

2- 3

0- 0

0- 0

HOME

0- 2

2- 1

0- 1

2- 0

0- 0

0- 0

AWAY

0- 0

2- 0

1- 0

0- 2

0- 0

0- 0

NEUTRAL

0- 0

0- 2

0- 2

10- 4

0- 0

0- 0

CONFERENCE

2- 3

8- 1

6- 1

5- 2

0- 0

0- 0

HOME

2- 1

3- 1

2- 1

5- 2

0- 0

0- 0

AWAY

0- 2

5- 0

4- 0

0- 0

0- 0

0- 0

NEUTRAL

0- 0

0- 0

0- 0

RPI 1-25

RPI 26-50

RPI 51-100

RPI 101+

Team's RPI: 165

RPI S Opponent Score

RPI S Opponent Score

RPI S Opponent Score

RPI S Opponent Score

70 H Saint Mary's (CA) 72 74

73 H Wyomi ng 51 66

87 A New Mexi co 83 100

87 H New Mexi co 91 85

88 H Washi ngton St. 53 61

92 A UNLV 54 77

92 H UNLV 69 60

112 H Saint Francis (PA) 87 59

113 A Colorado St. 62 58

147 H Fresno St. 75 66

163 A Eastern Wash. 61 57

175 H Washi ngton 85 62

202 A Nevada 63 55

202 H Nevada 68 72

208 N San Diego 52 72

222 H CSU Bakersfi el d 59 65

248 A San Diego St. 86 70

251 A San Jose St. 112 80

295 A Utah St. 64 42

295 H Utah St. 68 60

307 H Air Force 49 46

313 A Portland 73 47

315 N Northern Ari z. 60 62

LAST 12 Division I GAMES:

202 A Nevada 63 55

295 H Utah St. 68 60

87 H New Mexico 91 85

92 A UNLV 54 77

307 H Air Force 49 46

251 A San Jose St. 112 80

202 H Nevada 68 72

295 A Utah St. 64 42

248 A San Diego St. 86 70

147 H Fresno St. 75 66

73 H Wyomi ng 51 66

87 A New Mexico 83 100

Boi se St.

Average RPI Win: 161

Average RPI Loss: 91

WON-LOST
RECORDWINNING
PCT. RANKLAST 10
GAMESSTRENGTH OF
SCHEDULEOPP. STRENGTH
OF SCHEDULETEAM
RPIADJ.
RPICONF.
RPIADJ CONF.
RPI

DIV. I ONLY	7- 19	293	1- 9	41	51	201	201	1	1
DIV. I NON-CONF.	5- 8	220	0- 0	134	192	219	219	1	1
TOTALS	RPI 1-25	RPI 26-50	W-L RECORDS	RPI 51-100	RPI 101-999	RPI 201+			
7- 19	0- 4	0- 3	OVERALL	2- 6	5- 6	2- 2			
6- 8	0- 1	0- 2	HOME	2- 4	4- 1	1- 1			
1- 11	0- 3	0- 1	AWAY	0- 2	1- 4	1- 0			
0- 0	0- 0	0- 0	NEUTRAL	0- 0	0- 0	0- 0			
5- 8	0- 0	0- 1	NON-CONFERENCE	2- 2	3- 5	2- 2			
4- 3	0- 0	0- 0	HOME	2- 2	2- 1	1- 1			
1- 5	0- 0	0- 1	AWAY	0- 0	1- 4	1- 1			
0- 0	0- 0	0- 0	NEUTRAL	0- 0	0- 0	0- 0			
2- 11	0- 4	0- 2	CONFERENCE	0- 4	2- 1	0- 0			
2- 5	0- 1	0- 2	HOME	0- 2	2- 0	0- 0			
0- 6	0- 3	0- 0	AWAY	0- 2	0- 1	0- 0			
0- 0	0- 0	0- 0	NEUTRAL	0- 0	0- 0	0- 0			

RPI 1-25				RPI 26-50				RPI 51-100				RPI 101+ Team's RPI: 201			
RPI	S	Opponent	Score	RPI	S	Opponent	Score	RPI	S	Opponent	Score	RPI	S	Opponent	Score
2	A	Notre Dame	60 89	30	H	Virginia	57 68	51	H	Miami (FL)	43 65	106	H	North Carolina	77 64
4	H	Louisville	52 87	32	H	Syracuse	57 75	59	H	Houston	79 74	116	A	Dartmouth	57 68
18	A	Duke	50 75	39	A	Minnesota	68 78	64	A	Georgia Tech	43 67	137	A	Clemson	61 65
20	A	NC State	54 72					72	A	Virginia Tech	58 89	168	H	Pittsburgh	72 61
								74	H	Fordham	55 52	178	H	New Hampshire	64 55
								83	H	Maine	40 61	193	A	Providence	55 63
								97	H	Wake Forest	59 67	195	A	Boston U.	57 61
								99	H	Seton Hall	53 73	210	A	Columbia	60 68
												247	A	Holy Cross	70 61
												258	H	Fairfield	58 66
												294	H	Bryant	65 42
LAST 12 Division I GAMES:															
4	H	Louisville	52 87	18	A	Duke	50 75	51	H	Miami (FL)	43 65				
168	H	Pittsburgh	72 61	137	A	Clemson	61 65	2	A	Notre Dame	60 89				
64	A	Georgia Tech	43 67	30	H	Virginia	57 68	106	H	North Carolina	77 64				
20	A	NC State	54 72												
97	H	Wake Forest	59 67												
32	H	Syracuse	57 75												

Non-Div I Games:

Boston College

Loss,
Non-Conf,
S Site,
H Home
A Away
N Neutral

Average RPI Win:	222	WON-LOST	WINNING	LAST 10	STRENGTH OF	OPP. STRENGTH	TEAM	ADJ.	CONF.	ADJ CONF.
Average RPI Loss:	134	RECORD	PCT. RANK	GAMES	SCHEDULE	OF SCHEDULE	RPI	RPI	RPI	RPI
DIV. I ONLY	10- 14	219	3- 7	137	196	195	195	14	14	
DIV. I NON-CONF.	5- 5	170	0- 0	140	191	137	137	18	18	

TOTALS	RPI 1-25	RPI 26-50	W-L RECORDS	RPI 51-100	RPI 101-999	RPI 201+				
10- 14	0- 0	0- 1	OVERALL	0- 4	10- 9	6- 2				
4- 8	0- 0	0- 1	HOME	0- 2	4- 5	2- 2				
6- 6	0- 0	0- 0	AWAY	0- 2	6- 4	4- 0				
0- 0	0- 0	0- 0	NEUTRAL	0- 0	0- 0	0- 0				
5- 5	0- 0	0- 1	NON-CONFERENCE	0- 1	5- 3	2- 0				
2- 2	0- 0	0- 1	HOME	0- 0	2- 1	0- 0				
3- 3	0- 0	0- 0	AWAY	0- 1	3- 2	2- 0				
0- 0	0- 0	0- 0	NEUTRAL	0- 0	0- 0	0- 0				
5- 9	0- 0	0- 0	CONFERENCE	0- 3	5- 6	4- 2				
2- 6	0- 0	0- 0	HOME	0- 2	2- 4	2- 2				
3- 3	0- 0	0- 0	AWAY	0- 1	3- 2	2- 0				
0- 0	0- 0	0- 0	NEUTRAL	0- 0	0- 0	0- 0				

RPI 1-25				RPI 26-50				RPI 51-100				RPI 101+ Team's RPI: 195			
RPI	S	Opponent	Score	RPI	S	Opponent	Score	RPI	S	Opponent	Score	RPI	S	Opponent	Score
				45	H	UCF	32 47	55	A	American	50 66	117	A	Delaware	85 79
								55	H	American	54 61	124	A	Bucknell I	57 67
								78	H	Navy	59 64	124	H	Bucknell I	58 63
								79	A	Harvard	70 80	130	A	Brown	68 92
												139	H	Northeastern	74 73
												158	H	Marist	52 80
												172	A	Army West Point	60 59
												178	A	New Hampshire	57 72
												185	A	Lehigh	58 74
												185	H	Lehigh	56 65
												201	H	Boston College	61 57
												234	H	Lafayette	45 47
												235	H	Loyola Maryland	75 56
												247	A	Holy Cross	64 58
												247	H	Holy Cross	57 60
												262	A	Colgate	62 49
												262	H	Colgate	66 64
												290	A	Vermont	57 41
												294	A	Bryant	78 61
LAST 12 Division I GAMES:															
				55	H	American	54 61	78	H	Navy	59 64				
				247	A	Holy Cross	64 58	55	A	American	50 66				
				262	H	Colgate	66 64	247	H	Holy Cross	57 60				
				185	H	Lehigh	56 65	262	A	Colgate	62 49				
				124	A	Bucknell I	57 67	185	A	Lehigh	58 74				
				234	H	Lafayette	45 47	235	H	Loyola Maryland	75 56				

Non-Div I Games:

Boston U.

Average RPI Win: 227

Average RPI Loss: 107

WON-LOST
RECORDWINNING
PCT. RANKLAST 10
GAMESSTRENGTH OF
SCHEDULEOPP. STRENGTH
OF SCHEDULETEAM
RPIADJ.
RPICONF.
RPIADJ CONF.
RPI

DIV. I ONLY	9- 14	232	2- 8	134	124	206	206	7	7
DIV. I NON-CONF.	7- 3	74	0- 0	229	318	115	115	8	8
<hr/>									
TOTALS	RPI 1-25	RPI 26-50	W-L RECORDS	RPI 51-100	RPI 101-999	RPI 201+			
9- 14	0- 0	0- 4	OVERALL	0- 3	9- 7	7- 2			
4- 7	0- 0	0- 1	HOME	0- 3	4- 3	3- 2			
3- 7	0- 0	0- 3	AWAY	0- 0	3- 4	2- 0			
2- 0	0- 0	0- 0	NEUTRAL	0- 0	2- 0	2- 0			
7- 3	0- 0	0- 1	NON-CONFERENCE	0- 0	7- 2	6- 1			
3- 1	0- 0	0- 0	HOME	0- 0	3- 1	3- 1			
2- 2	0- 0	0- 1	AWAY	0- 0	2- 1	1- 0			
2- 0	0- 0	0- 0	NEUTRAL	0- 0	2- 0	2- 0			
2- 11	0- 0	0- 3	CONFERENCE	0- 3	2- 5	1- 1			
1- 6	0- 0	0- 1	HOME	0- 3	1- 2	0- 1			
1- 5	0- 0	0- 2	AWAY	0- 0	1- 3	1- 0			
0- 0	0- 0	0- 0	NEUTRAL	0- 0	0- 0	0- 0			

RPI 1-25				RPI 26-50				RPI 51-100				RPI 101+				Team's RPI: 206	
RPI	S	Opponent	Score	RPI	S	Opponent	Score	RPI	S	Opponent	Score	RPI	S	Opponent	Score		
				26	A	Central Mich.	54 90	62	H	Toledo	67 77	105	A	Western Mich.	58 67		
				36	A	South Dakota St.	44 76	82	H	Ohio	63 70	105	H	Western Mich.	67 81		
				42	A	Ball St.	41 82	91	H	Miami (OH)	62 66	127	A	Northern Ill.	68 73		
				42	H	Ball St.	73 84					132	A	Cincinnati	51 75		
												144	A	Kent St.	57 81		
												144	H	Kent St.	60 50		
												145	A	Robert Morris	64 62		
												203	N	Norfolk St.	59 50		
												212	H	Xavier	63 53		
												214	H	Eastern Mich.	52 54		
												215	A	Akron	66 64		
												225	N	Fla. Atlantic	66 55		
												285	H	Valparaiso	90 77		
												289	H	Canisius	57 71		
												293	H	Eastern Ky.	77 60		
												318	A	Detroit Mercy	85 81		
LAST 12 Division I GAMES:																	
				127	A	Northern Ill.	68 73	82	H	Ohio	63 70						
				105	H	Western Mich.	67 81	144	H	Kent St.	60 50						
				91	H	Miami (OH)	62 66	215	A	Akron	66 64						
				144	A	Kent St.	57 81	26	A	Central Mich.	54 90						
				62	H	Toledo	67 77	42	H	Ball St.	73 84						
				42	A	Ball St.	41 82	214	H	Eastern Mich.	52 54						

Non-Div I Games: Ferris St. 82 73

Bowling Green

■ Loss,
 ■ Non-Conf,
 ■ S Site,
 ■ Home
 ■ Away
 N Neutral

Average RPI Win:	275	WON-LOST	WINNING	LAST 10	STRENGTH OF	OPP. STRENGTH	TEAM	ADJ.	CONF.	ADJ CONF.
Average RPI Loss:	156	RECORD	PCT. RANK	GAMES	SCHEDULE	OF SCHEDULE	RPI	RPI	RPI	RPI
DIV. I ONLY	10- 13	212	2- 8	293	256	250	250	24	24	
DIV. I NON-CONF.	5- 5	170	0- 0	245	263	201	201	22	22	

TOTALS	RPI 1-25	RPI 26-50	W-L RECORDS	RPI 51-100	RPI 101-999	RPI 201+				
10- 13	0- 1	0- 0	OVERALL	0- 1	10- 11	9- 4				
4- 6	0- 0	0- 0	HOME	0- 1	4- 5	3- 1				
5- 7	0- 1	0- 0	AWAY	0- 0	5- 6	5- 3				
1- 0	0- 0	0- 0	NEUTRAL	0- 0	1- 0	1- 0				
5- 5	0- 1	0- 0	NON-CONFERENCE	0- 0	5- 4	4- 2				
3- 1	0- 0	0- 0	HOME	0- 0	3- 1	2- 0				
1- 4	0- 1	0- 0	AWAY	0- 0	1- 3	1- 2				
1- 0	0- 0	0- 0	NEUTRAL	0- 0	1- 0	1- 0				
5- 8	0- 0	0- 0	CONFERENCE	0- 1	5- 7	5- 2				
1- 5	0- 0	0- 0	HOME	0- 1	1- 4	1- 1				
4- 3	0- 0	0- 0	AWAY	0- 0	4- 3	4- 1				
0- 0	0- 0	0- 0	NEUTRAL	0- 0	0- 0	0- 0				

RPI	S	Opponent	Score	RPI	S	Opponent	Score	RPI	S	Opponent	Score	RPI	S	Opponent	Score	Team's RPI: 250
13	A	Green Bay	40 72					86	H	Drake	75 84	101	H	Western Ill.	87 80	
												107	A	Missouri St.	54 74	
												107	H	Missouri St.	65 71	
												111	H	Cleveland St.	65 67	
												127	A	Northern Ill.	52 76	
												142	H	UNI	40 51	
												161	A	Southern Ill.	53 62	
												161	H	Southern Ill.	62 63	
												213	A	Illinois	62 74	
												228	A	Southeast Mo. St.	53 57	
												238	H	Omaha	69 56	
												245	N	Nicholls St.	75 65	
												255	A	Illinois St.	62 42	
												269	A	Indiana St.	50 65	
												285	A	Valparaiso	88 69	
												285	H	Valparaiso	69 58	
												309	A	Loyola Chicago	59 57	
												309	H	Loyola Chicago	61 71	
												334	H	Ill.-Chicago	58 48	
												346	A	Eastern Ill.	67 52	
												349	A	Evansville	117 59	
LAST 12 Division I GAMES:																
161	A	Southern Ill.	53 62	349	A	Evansville	117 59									
107	A	Missouri St.	54 74	269	A	Indiana St.	50 65									
309	H	Loyola Chicago	61 71	107	H	Missouri St.	65 71									
285	H	Valparaiso	69 58	161	H	Southern Ill.	62 63									
86	H	Drake	75 84	285	A	Valparaiso	88 69									
142	H	UNI	40 51	309	A	Loyola Chicago	59 57									

Non-Div I Games: Lincoln (MO) 88 44

Bradley

**B
r
o
w
n**

B
r
o
w
n

Brown

Page 31

Average RPI Win: **289**
 Average RPI Loss: **185**

WON-LOST
RECORD

WINNING
PCT. RANK

LAST 10
GAMES

STRENGTH OF
SCHEDULE

OPP. STRENGTH
OF SCHEDULE

TEAM
RPI

ADJ.
RPI

CONF.
RPI

ADJ CONF.
RPI

DIV. I ONLY	7- 16	274	6- 4	254	312	294	294	29	29
DIV. I NON-CONF.	1- 10	327	0- 0	186	240	314	314	29	29

TOTALS	RPI 1-25	RPI 26-50	W-L RECORDS	RPI 51-100	RPI 101-999	RPI 201+			
7- 16	0- 0	0- 0	OVERALL	0- 2	7- 14	7- 5			
4- 7	0- 0	0- 0	HOME	0- 0	4- 7	4- 3			
2- 8	0- 0	0- 0	AWAY	0- 2	2- 6	2- 2			
1- 1	0- 0	0- 0	NEUTRAL	0- 0	1- 1	1- 0			
1- 10	0- 0	0- 0	NON-CONFERENCE	0- 2	1- 8	1- 1			
0- 4	0- 0	0- 0	HOME	0- 0	0- 4	0- 0			
0- 5	0- 0	0- 0	AWAY	0- 2	0- 3	0- 1			
1- 1	0- 0	0- 0	NEUTRAL	0- 0	1- 1	1- 0			
6- 6	0- 0	0- 0	CONFERENCE	0- 0	6- 6	6- 4			
4- 3	0- 0	0- 0	HOME	0- 0	4- 3	4- 3			
2- 3	0- 0	0- 0	AWAY	0- 0	2- 3	2- 1			
0- 0	0- 0	0- 0	NEUTRAL	0- 0	0- 0	0- 0			

RPI 1-25				RPI 26-50				RPI 51-100				RPI 101+ Team's RPI: 294			
RPI	S	Opponent	Score	RPI	S	Opponent	Score	RPI	S	Opponent	Score	RPI	S	Opponent	Score
								77	A	James Madison	36 67	112	A	Saint Francis (PA)	69 87
								83	A	Maine	68 70	130	A	Brown	62 85
												130	N	Brown	60 72
												145	A	Robert Morris	49 72
												146	H	Binghamton	47 55
												157	H	Hartford	47 59
												178	H	New Hampshire	65 74
												195	H	Boston U.	61 78
												201	A	Boston College	42 65
												247	A	Holy Cross	57 59
												267	H	St. Francis Brooklyn	73 63
												273	H	Mt. St. Mary's	63 68
												276	A	Fairleigh Dickinson	65 48
												276	H	Fairleigh Dickinson	69 77
												281	H	LIU Brooklyn	75 56
												288	A	Sacred Heart	81 73
												288	H	Sacred Heart	60 56
												291	A	Central Conn. St.	59 66
												291	H	Central Conn. St.	66 50
												325	H	Wagner	66 75
												331	N	Rhode Island	58 52
LAST 12 Division I GAMES:															
291	A	Central Conn. St.	59 66	281	H	LIU Brooklyn	75 56								
288	H	Sacred Heart	60 56	288	A	Sacred Heart	81 73								
276	H	Fairleigh Dickinson	69 77	276	A	Fairleigh Dickinson	65 48								
112	A	Saint Francis (PA)	69 87	291	H	Central Conn. St.	66 50								
145	A	Robert Morris	49 72	273	H	Mt. St. Mary's	63 68								
267	H	St. Francis Brooklyn	73 63	325	H	Wagner	66 75								

Non-Div I Games:

Bryant

Loss, Non-Conf, S Site, H Home A Away N Neutral

Average RPI Win:	220	WON-LOST	WINNING	LAST 10	STRENGTH OF	OPP. STRENGTH	TEAM	ADJ.	CONF.	ADJ CONF.
Average RPI Loss:	148	RECORD	PCT. RANK	GAMES	SCHEDULE	OF SCHEDULE	RPI	RPI	RPI	RPI
DIV. I ONLY	17- 8	74	8- 2	260	171	124	124	14	14	
DIV. I NON-CONF.	6- 5	153	0- 0	260	230	187	187	18	18	

TOTALS	RPI 1-25	RPI 26-50	W-L RECORDS	RPI 51-100	RPI 101-999	RPI 201+				
17- 8	0- 0	0- 0	OVERALL	1- 3	16- 5	10- 2				
9- 3	0- 0	0- 0	HOME	1- 0	8- 3	4- 2				
8- 5	0- 0	0- 0	AWAY	0- 3	8- 2	6- 0				
0- 0	0- 0	0- 0	NEUTRAL	0- 0	0- 0	0- 0				
6- 5	0- 0	0- 0	NON-CONFERENCE	0- 2	6- 3	4- 1				
3- 2	0- 0	0- 0	HOME	0- 0	3- 2	2- 1				
3- 3	0- 0	0- 0	AWAY	0- 2	3- 1	2- 0				
0- 0	0- 0	0- 0	NEUTRAL	0- 0	0- 0	0- 0				
11- 3	0- 0	0- 0	CONFERENCE	1- 1	10- 2	6- 1				
6- 1	0- 0	0- 0	HOME	1- 0	5- 1	2- 1				
5- 2	0- 0	0- 0	AWAY	0- 1	5- 1	4- 0				
0- 0	0- 0	0- 0	NEUTRAL	0- 0	0- 0	0- 0				

RPI 1-25				RPI 26-50				RPI 51-100				RPI 101+ Team's RPI: 124			
RPI	S	Opponent	Score	RPI	S	Opponent	Score	RPI	S	Opponent	Score	RPI	S	Opponent	Score
								55	A	American	58 68	146	H	Binghamton	64 59
								58	A	Drexel	54 63	156	H	Saint Joseph's	53 77
								74	A	Fordham	62 71	168	A	Pittsburgh	39 57
								78	H	Navy	47 39	172	H	Army West Point	60 36
												181	A	Youngstown St.	66 60
												185	A	Lehigh	62 66
												185	H	Lehigh	59 52
												195	A	Boston U.	63 58
												195	H	Boston U.	67 57
												215	H	Akron	63 52
												234	A	Lafayette	80 57
												234	H	Lafayette	83 53
												235	A	Loyola Maryland	74 69
												235	H	Loyola Maryland	65 68
												247	A	Holy Cross	71 47
												256	H	St. Bonaventure	48 59
												262	A	Colgate	63 42
												262	H	Colgate	77 57
												274	A	Rider	76 71
												289	H	Canisius	76 57
												336	A	Iona	60 53

LAST 12 Division I GAMES:															
				235	A	Loyola Maryland	74 69	247	A	Holy Cross	71 47				
				262	A	Colgate	63 42	235	H	Loyola Maryland	65 68				
				185	H	Lehigh	59 52	262	H	Colgate	77 57				
				234	A	Lafayette	80 57	185	A	Lehigh	62 66				
				195	H	Boston U.	67 57	234	H	Lafayette	83 53				
				78	H	Navy	47 39	172	H	Army West Point	60 36				

Non-Div I Games:

Bucknell

Average RPI Win:	131	WON-LOST	WINNING	LAST 10	STRENGTH OF	OPP. STRENGTH	TEAM	ADJ.	CONF.	ADJ CONF.
Average RPI Loss:	108	RECORD	PCT. RANK	GAMES	SCHEDULE	OF SCHEDULE	RPI	RPI	RPI	RPI
DIV. I ONLY	20- 4	18	9- 1	69	79	14	14	7	7	
DIV. I NON-CONF.	9- 2	33	0- 0	206	57	43	43	8	8	

TOTALS	RPI 1-25	RPI 26-50	W-L RECORDS	RPI 51-100	RPI 101-999	RPI 201+				
20- 4	0- 0	2- 2	OVERALL	8- 0	10- 2	6- 1				
9- 0	0- 0	1- 0	HOME	2- 0	6- 0	3- 0				
8- 4	0- 0	1- 2	AWAY	4- 0	3- 2	3- 1				
3- 0	0- 0	0- 0	NEUTRAL	2- 0	1- 0	0- 0				
9- 2	0- 0	0- 1	NON-CONFERENCE	3- 0	6- 1	4- 1				
3- 0	0- 0	0- 0	HOME	0- 0	3- 0	2- 0				
3- 2	0- 0	0- 1	AWAY	1- 0	2- 1	2- 1				
3- 0	0- 0	0- 0	NEUTRAL	2- 0	1- 0	0- 0				
11- 2	0- 0	2- 1	CONFERENCE	5- 0	4- 1	2- 0				
6- 0	0- 0	1- 0	HOME	2- 0	3- 0	1- 0				
5- 2	0- 0	1- 1	AWAY	3- 0	1- 1	1- 0				
0- 0	0- 0	0- 0	NEUTRAL	0- 0	0- 0	0- 0				

RPI 1-25			Team's RPI: 14		RPI 26-50			RPI 51-100			RPI 101+				
RPI	S	Opponent	Score	RPI	S	Opponent	Score	RPI	S	Opponent	Score	RPI	S	Opponent	Score
26	A	Central Mich.	79 86	26	H	Central Mich.	85 82	52	A	St. John's (NY)	73 72	105	H	Western Mich.	71 49
26	H	Central Mich.	85 82	35	A	Arizona St.	57 76	60	N	Nebraska	82 72	117	H	Delaware	87 73
42	A	Ball St.	84 80	42	A	Ball St.	84 80	62	A	Toledo	84 73	127	A	Northern Ill.	84 86
								62	H	Toledo	87 69	137	N	Clemson	61 41
								82	A	Ohio	67 63	144	H	Kent St.	80 42
								91	A	Miami (OH)	64 49	210	A	Columbia	65 63
								91	H	Miami (OH)	72 67	214	H	Eastern Mich.	97 92
								92	N	UNLV	80 53	215	A	Akron	89 66
												244	A	Niagara	62 75
												256	A	St. Bonaventure	76 59
												279	H	UMES	76 41
												289	H	Canisius	73 47
LAST 12 Division I GAMES:															
26	H	Central Mich.	85 82	62	H	Toledo	87 69								
91	A	Miami (OH)	64 49	82	A	Ohio	67 63								
144	H	Kent St.	80 42	42	A	Ball St.	84 80								
62	A	Toledo	84 73	91	H	Miami (OH)	72 67								
26	A	Central Mich.	79 86	127	A	Northern Ill.	84 86								
214	H	Eastern Mich.	97 92	105	H	Western Mich.	71 49								

Non-Div I Games:

Buffalo

Average RPI Win: 183

Average RPI Loss: 62

WON-LOST
RECORDWINNING
PCT. RANKLAST 10
GAMESSTRENGTH OF
SCHEDULEOPP. STRENGTH
OF SCHEDULETEAM
RPIADJ.
RPICONF.
RPIADJ CONF.
RPI

DIV. I ONLY	13- 14	189	2- 8	56	84	109	109	6	6
DIV. I NON-CONF.	8- 4	87	0- 0	111	241	70	70	6	6
<hr/>									
TOTALS	RPI 1-25	RPI 26-50	W-L RECORDS	RPI 51-100	RPI 101-999	RPI 201+			
13- 14	1- 4	1- 3	OVERALL	2- 5	9- 2	6- 1			
7- 6	0- 2	1- 1	HOME	1- 1	5- 2	3- 1			
5- 6	1- 2	0- 2	AWAY	0- 2	4- 0	3- 0			
1- 2	0- 0	0- 0	NEUTRAL	1- 2	0- 0	0- 0			
8- 4	0- 1	0- 1	NON-CONFERENCE	1- 2	7- 0	6- 0			
4- 0	0- 0	0- 0	HOME	0- 0	4- 0	3- 0			
3- 2	0- 1	0- 1	AWAY	0- 0	3- 0	3- 0			
1- 2	0- 0	0- 0	NEUTRAL	1- 2	0- 0	0- 0			
5- 10	1- 3	1- 2	CONFERENCE	1- 3	2- 2	0- 1			
3- 6	0- 2	1- 1	HOME	1- 1	1- 2	0- 1			
2- 4	1- 1	0- 1	AWAY	0- 2	1- 0	0- 0			
0- 0	0- 0	0- 0	NEUTRAL	0- 0	0- 0	0- 0			

RPI 1-25				RPI 26-50				RPI 51-100				RPI 101+ Team's RPI: 109			
RPI	S	Opponent	Score	RPI	S	Opponent	Score	RPI	S	Opponent	Score	RPI	S	Opponent	Score
22	A	DePaul	65 87	33	A	Marquette	67 69	52	A	St. John's (NY)	38 76	135	A	Georgetown	66 57
22	H	DePaul	68 86	33	H	Marquette	59 78	52	H	St. John's (NY)	55 73	135	H	Georgetown	52 63
24	A	Villanova	76 53	37	H	Creighton	59 53	54	N	West Virginia	68 75	188	H	Wisconsin	69 62
24	H	Villanova	67 69	42	A	Ball St.	75 87	58	N	Drexel	62 76	193	H	Providence	68 57
25	A	South Fla.	55 71					72	N	Virginia Tech	79 77	212	H	Xavier	62 69
								99	A	Seton Hall	64 75	237	H	Austin Peay	75 54
								99	H	Seton Hall	66 48	255	A	Illinois St.	56 45
<hr/>															
LAST 12 Division I GAMES:															
33	H	Marquette	59 78	193	H	Providence	68 57								
22	H	DePaul	68 86	37	H	Creighton	59 53								
99	A	Seton Hall	64 75	22	A	DePaul	65 87								
52	A	St. John's (NY)	38 76	33	A	Marquette	67 69								
24	H	Villanova	67 69	52	H	St. John's (NY)	55 73								
135	H	Georgetown	52 63	99	H	Seton Hall	66 48								

Non-Div I Games:

Butler

Loss,
Non-Conf, S Site, H Home
A Away
N Neutral

Average RPI Win:	284	WON-LOST	WINNING	LAST 10	STRENGTH OF	OPP. STRENGTH	TEAM	ADJ.	CONF.	ADJ CONF.
Average RPI Loss:	172	RECORD	PCT. RANK	GAMES	SCHEDULE	OF SCHEDULE	RPI	RPI	RPI	RPI
DIV. I ONLY	12- 10	146	8- 2	333	253	222	222	31	31	
DIV. I NON-CONF.	4- 8	239	0- 2	252	158	235	235	31	31	

TOTALS	RPI 1-25	RPI 26-50	W-L RECORDS	RPI 51-100	RPI 101-999	RPI 201+				
12- 10	0- 1	0- 0	OVERALL	0- 1	12- 8	11- 4				
7- 2	0- 0	0- 0	HOME	0- 0	7- 2	7- 1				
5- 8	0- 1	0- 0	AWAY	0- 1	5- 6	4- 3				
0- 0	0- 0	0- 0	NEUTRAL	0- 0	0- 0	0- 0				
4- 8	0- 1	0- 0	NON-CONFERENCE	0- 1	4- 6	3- 2				
2- 1	0- 0	0- 0	HOME	0- 0	2- 1	2- 0				
2- 7	0- 1	0- 0	AWAY	0- 1	2- 5	1- 2				
0- 0	0- 0	0- 0	NEUTRAL	0- 0	0- 0	0- 0				
8- 2	0- 0	0- 0	CONFERENCE	0- 0	8- 2	8- 2				
5- 1	0- 0	0- 0	HOME	0- 0	5- 1	5- 1				
3- 1	0- 0	0- 0	AWAY	0- 0	3- 1	3- 1				
0- 0	0- 0	0- 0	NEUTRAL	0- 0	0- 0	0- 0				

RPI 1-25				RPI 26-50				RPI 51-100				RPI 101+				Team's RPI: 222
RPI	S	Opponent	Score	RPI	S	Opponent	Score	RPI	S	Opponent	Score	RPI	S	Opponent	Score	
12	A	Stanford	34 57					69	A	South Dakota	50 66	153	A	UTEP	56 67	
												154	A	Cal Poly	57 59	
												159	H	UC Irvine	59 72	
												165	A	Boise St.	65 59	
												187	A	SMU	29 41	
												221	H	Seattle U	75 68	
												226	A	UC Riverside	65 68	
												238	H	Omaha	52 43	
												239	A	New Mexico St.	48 56	
												239	H	New Mexico St.	62 52	
												251	A	San Jose St.	57 67	
												271	A	UMKC	76 62	
												271	H	UMKC	58 60	
												311	A	UTRGV	67 64	
												311	H	UTRGV	71 30	
												316	H	Cal St. Fullerton	55 43	
												327	A	Southern Utah	46 45	
												328	H	Utah Valley	63 58	
												340	A	Chicago St.	63 36	
												340	H	Chicago St.	63 49	

LAST 12 Division I GAMES:																
311	H	UTRGV	71 30	271	H	UMKC	58 60									
239	H	New Mexico St.	62 52	239	A	New Mexico St.	48 56									
271	A	UMKC	76 62	311	A	UTRGV	67 64									
340	A	Chicago St.	63 36	328	H	Utah Valley	63 58									
221	H	Seattle U	75 68	159	H	UC Irvine	59 72									
340	H	Chicago St.	63 49	154	A	Cal Poly	57 59									

Non-Div I Games: Fresno Pacific 74 63 Whittier 72 35

CSU Bakersfield

Loss, Non-Conf, S Site, H Home A Away N Neutral

Average RPI Win:	229	WON-LOST	WINNING	LAST 10	STRENGTH OF	OPP. STRENGTH	TEAM	ADJ.	CONF.	ADJ CONF.
Average RPI Loss:	176	RECORD	PCT. RANK	GAMES	SCHEDULE	OF SCHEDULE	RPI	RPI	RPI	RPI
DIV. I ONLY	12- 13	191	5- 5	229	223	218	218	21	21	
DIV. I NON-CONF.	6- 7	184	0- 0	213	265	227	227	20	20	

TOTALS	RPI 1-25	RPI 26-50	W-L RECORDS	RPI 51-100	RPI 101-999	RPI 201+				
12- 13	0- 1	0- 0	OVERALL	1- 1	11- 11	9- 6				
7- 5	0- 0	0- 0	HOME	1- 0	6- 5	5- 3				
5- 7	0- 1	0- 0	AWAY	0- 1	5- 5	4- 3				
0- 1	0- 0	0- 0	NEUTRAL	0- 0	0- 1	0- 0				
6- 7	0- 1	0- 0	NON-CONFERENCE	0- 0	6- 6	4- 3				
4- 3	0- 0	0- 0	HOME	0- 0	4- 3	3- 1				
2- 3	0- 1	0- 0	AWAY	0- 0	2- 2	1- 2				
0- 1	0- 0	0- 0	NEUTRAL	0- 0	0- 1	0- 0				
6- 6	0- 0	0- 0	CONFERENCE	1- 1	5- 5	5- 3				
3- 2	0- 0	0- 0	HOME	1- 0	2- 2	2- 2				
3- 4	0- 0	0- 0	AWAY	0- 1	3- 3	3- 1				
0- 0	0- 0	0- 0	NEUTRAL	0- 0	0- 0	0- 0				

RPI 1-25				RPI 26-50				RPI 51-100				RPI 101+				Team's RPI: 218
RPI	S	Opponent	Score	RPI	S	Opponent	Score	RPI	S	Opponent	Score	RPI	S	Opponent	Score	
9	A	Oregon	43 91					65	A	UC Davis	46 72	125	N	Milwaukee	50 58	
								65	H	UC Davis	75 71	134	H	Idaho	75 80	
												147	H	Fresno St.	85 72	
												150	A	Loyola Marymount	75 68	
												154	A	Cal Poly	71 84	
												159	A	UC Irvine	47 56	
												173	H	Weber St.	61 64	
												207	A	UC Santa Barbara	48 30	
												207	H	UC Santa Barbara	73 74	
												221	H	Seattle U	67 62	
												226	A	UC Riverside	58 69	
												226	H	UC Riverside	60 55	
												227	A	New Orleans	73 76	
												238	H	Omaha	60 68	
												248	A	San Diego St.	55 58	
												251	A	San Jose St.	76 59	
												254	A	Hawaii	70 58	
												280	H	Arizona	66 63	
												315	H	Northern Ariz.	78 69	
												316	A	Cal St. Fullerton	70 68	
												316	H	Cal St. Fullerton	65 41	
												319	H	Long Beach St.	51 59	

LAST 12 Division I GAMES:																
226	A	UC Riverside	58 69	254	A	Hawaii	70 58									
65	A	UC Davis	46 72	226	H	UC Riverside	60 55									
319	H	Long Beach St.	51 59	316	H	Cal St. Fullerton	65 41									
65	H	UC Davis	75 71	154	A	Cal Poly	71 84									
207	A	UC Santa Barbara	48 30	207	H	UC Santa Barbara	73 74									
159	A	UC Irvine	47 56	316	A	Cal St. Fullerton	70 68									

Non-Div I Games: Biola 68 51

CSUN

■ Loss,
 ■ Non-Conf,
 ■ S Site,
 ■ Home
 ■ Away
 N Neutral

Average RPI Win: 251

Average RPI Loss: 139

WON-LOST
RECORDWINNING
PCT. RANKLAST 10
GAMESSTRENGTH OF
SCHEDULEOPP. STRENGTH
OF SCHEDULETEAM
RPIADJ.
RPICONF.
RPIADJ CONF.
RPI

DIV. I ONLY	13- 10	139	7- 3	202	266	154	154	21	21
DIV. I NON-CONF.	5- 6	187	0- 0	179	322	181	181	20	20

TOTALS	RPI 1-25	RPI 26-50	W-L RECORDS	RPI 51-100	RPI 101-999	RPI 201+			
13- 10	0- 0	0- 1	OVERALL	0- 3	13- 6	11- 2			
8- 2	0- 0	0- 0	HOME	0- 1	8- 1	6- 0			
5- 8	0- 0	0- 1	AWAY	0- 2	5- 5	5- 2			
0- 0	0- 0	0- 0	NEUTRAL	0- 0	0- 0	0- 0			
5- 6	0- 0	0- 1	NON-CONFERENCE	0- 1	5- 4	4- 1			
3- 1	0- 0	0- 0	HOME	0- 0	3- 1	2- 0			
2- 5	0- 0	0- 1	AWAY	0- 1	2- 3	2- 1			
0- 0	0- 0	0- 0	NEUTRAL	0- 0	0- 0	0- 0			
8- 4	0- 0	0- 0	CONFERENCE	0- 2	8- 2	7- 1			
5- 1	0- 0	0- 0	HOME	0- 1	5- 0	4- 0			
3- 3	0- 0	0- 0	AWAY	0- 1	3- 2	3- 1			
0- 0	0- 0	0- 0	NEUTRAL	0- 0	0- 0	0- 0			

RPI 1-25				RPI 26-50				RPI 51-100				RPI 101+ Team's RPI: 154			
RPI	S	Opponent	Score	RPI	S	Opponent	Score	RPI	S	Opponent	Score	RPI	S	Opponent	Score
				39	A	Minnesota	68 112	65	A	UC Davis	77 85	145	H	Robert Morris	50 66
								65	H	UC Davis	76 80	151	A	San Francisco	71 83
								70	A	Saint Mary's (CA)	64 82	151	H	San Francisco	88 83
												159	A	UC Irvine	66 107
												159	H	UC Irvine	79 76
												163	A	Eastern Wash.	72 75
												207	A	UC Santa Barbara	68 73
												218	H	CSUN	84 71
												222	H	CSU Bakersfield	59 57
												226	A	UC Riverside	87 82
												226	H	UC Riverside	91 73
												254	H	Hawaii	52 50
												268	H	Grand Canyon	75 69
												275	A	North Dakota St.	73 69
												315	A	Northern Ari z.	89 73
												316	A	Cal St. Fullerton	72 63
												319	A	Long Beach St.	75 64
												319	H	Long Beach St.	70 61
												328	A	Utah Valley	70 89
LAST 12 Division I GAMES:															
				159	A	UC Irvine	66 107	319	A	Long Beach St.	75 64				
				319	H	Long Beach St.	70 61	65	H	UC Davis	76 80				
				65	A	UC Davis	77 85	159	H	UC Irvine	79 76				
				226	H	UC Riverside	91 73	218	H	CSUN	84 71				
				254	H	Hawaii	52 50	207	A	UC Santa Barbara	68 73				
				316	A	Cal St. Fullerton	72 63	226	A	UC Riverside	87 82				

Non-Div I Games: Cal St. Monterey Bay 77 44

Cal Poly

Loss,
Non-Conf,
S Site,
H Home
A Away
N Neutral

Average RPI Win: 299

Average RPI Loss: 191

WON-LOST
RECORDWINNING
PCT. RANKLAST 10
GAMESSTRENGTH OF
SCHEDULEOPP. STRENGTH
OF SCHEDULETEAM
RPIADJ.
RPICONF.
RPIADJ CONF.
RPIDIV. I ONLY
DIV. I NON-CONF.6- 17
4- 8296
2391- 9
0- 1308
305268
331316
286316
28621
2021
20

TOTALS

RPI 1-25

RPI 26-50

W-L RECORDS

RPI 51-100

RPI 101-999

RPI 201+

6- 17

0- 0

0- 0

OVERALL

0- 1

6- 16

6- 9

4- 6

0- 0

0- 0

HOME

0- 0

4- 6

4- 2

2- 10

0- 0

0- 0

AWAY

0- 1

2- 9

2- 7

0- 1

0- 0

0- 0

NEUTRAL

0- 0

0- 1

0- 0

4- 8

0- 0

0- 0

NON-CONFERENCE

0- 0

4- 8

4- 3

2- 2

0- 0

0- 0

HOME

0- 0

2- 2

2- 0

2- 5

0- 0

0- 0

AWAY

0- 0

2- 5

2- 3

0- 1

0- 0

0- 0

NEUTRAL

0- 0

0- 1

0- 0

2- 9

0- 0

0- 0

CONFERENCE

0- 1

2- 8

2- 6

2- 4

0- 0

0- 0

HOME

0- 0

2- 4

2- 2

0- 5

0- 0

0- 0

AWAY

0- 1

0- 4

0- 4

0- 0

0- 0

0- 0

NEUTRAL

0- 0

0- 0

0- 0

RPI 1-25

RPI 26-50

RPI 51-100

RPI 101+

Team's RPI: 316

RPI S Opponent Score

RPI S Opponent Score

RPI S Opponent Score

RPI S Opponent Score

65 A UC Davis 53 67

134 A Idaho 60 80

153 H UTEP 91 92

154 H Cal Poly 63 72

159 H UC Irvine 60 76

164 A Paci fic 65 81

177 H Denver 58 83

196 N Oral Roberts 50 60

207 A UC Santa Barbara 59 78

207 H UC Santa Barbara 52 59

218 A CSUN 41 65

218 H CSUN 68 70

222 A CSU Bakersfi eld 43 55

226 A UC Ri versi de 50 63

245 A Montana 47 68

248 A San Diego St. 58 59

254 A Hawai i 54 59

254 H Hawai i 69 57

286 A Santa Clara 73 69

296 H UTSA 55 46

313 H Portland 66 61

319 H Long Beach St. 67 61

328 A Utah Valley 73 36

LAST 12 Division I GAMES:

207 A UC Santa Barbara 59 78 218 A CSUN 41 65

207 H UC Santa Barbara 52 59 226 A UC Ri versi de 50 63

254 A Hawai i 54 59 319 H Long Beach St. 67 61

159 H UC Irvine 60 76 218 H CSUN 68 70

154 H Cal Poly 63 72 254 H Hawai i 69 57

65 A UC Davi s 53 67 153 H UTEP 91 92

C
a
l
s
t
.
F
u
l
l
e
r
t
o
nC
a
l
s
t
.
F
u
l
l
e
r
t
o
n

Non-Div I Games: Antelope Valley 74 48

Cal St. Fullerton

Loss, Non-Conf, S Site, H Home A Away N Neutral

C
a
l
i
f
o
r
n
i
a

Cal i forni a					Through Games Of Feb. 15, 2018						
Average RPI	Win:	160	WON-LOST	WINNING	LAST 10	STRENGTH OF	OPP. STRENGTH	TEAM	ADJ.	CONF.	ADJ CONF.
Average RPI	Loss:	19	RECORD	PCT. RANK	GAMES	SCHEDULE	OF SCHEDULE	RPI	RPI	RPI	RPI
DIV. I ONLY		17- 9	85	5- 5	22	47	38	38	5	5	
DIV. I NON-CONF.		9- 2	33	0- 0	36	97	20	20	3	3	

TOTALS	RPI 1-25		RPI 26-50		W-L RECORDS	RPI 51-100		RPI 101-999		RPI 201+	
17- 9	0- 6		2- 3		OVERALL	4- 0		11- 0		6- 0	
11- 3	0- 2		1- 1		HOME	3- 0		7- 0		4- 0	
6- 6	0- 4		1- 2		AWAY	1- 0		4- 0		2- 0	
0- 0	0- 0		0- 0		NEUTRAL	0- 0		0- 0		0- 0	
9- 2	0- 2		0- 0		NON-CONFERENCE	2- 0		7- 0		4- 0	
5- 1	0- 1		0- 0		HOME	1- 0		4- 0		3- 0	
4- 1	0- 1		0- 0		AWAY	1- 0		3- 0		1- 0	
0- 0	0- 0		0- 0		NEUTRAL	0- 0		0- 0		0- 0	
8- 7	0- 4		2- 3		CONFERENCE	2- 0		4- 0		2- 0	
6- 2	0- 1		1- 1		HOME	2- 0		3- 0		1- 0	
2- 5	0- 3		1- 2		AWAY	0- 0		1- 0		1- 0	
0- 0	0- 0		0- 0		NEUTRAL	0- 0		0- 0		0- 0	

RPI 1-25				Team's RPI: 38		RPI 51-100		RPI 101+			
RPI	S	Opponent	Score	RPI	S	Opponent	Score	RPI	S	Opponent	Score
1	A	UConn	47 82	35	A	Ari zona St.	71 80	70	H	Saint Mary's (CA)	87 80
8	A	UCLA	52 60	35	H	Ari zona St.	42 57	88	H	Washington St.	66 60
8	H	UCLA	46 82	49	A	Oregon St.	48 68	94	H	Utah	84 73
9	A	Oregon	54 91	50	A	Southern Cal i forni a	62 59	95	A	Kentucky	62 52
12	A	Stanford	69 74	50	H	Southern Cal i forni a	76 64				
16	H	Mi ssouri	52 55								

LAST 12 Di vi si on I GAMES:											
12	A	Stanford	69 74	280	H	Ari zona	63 39				
94	H	Utah	84 73	50	A	Southern Cal i forni a	62 59				
143	H	Col orado	78 76	8	A	UCLA	52 60				
49	A	Oregon St.	48 68	88	H	Washi ngton St.	66 60				
9	A	Oregon	54 91	175	H	Washi ngton	69 60				
35	H	Ari zona St.	42 57	280	A	Ari zona	53 51				

C
a
l
i
f
o
r
n
i
a

Non-Div I Games:

Cal i forni a

Average RPI Win:	280	WON-LOST	WINNING	LAST 10	STRENGTH OF	OPP. STRENGTH	TEAM	ADJ.	CONF.	ADJ CONF.
Average RPI Loss:	181	RECORD	PCT. RANK	GAMES	SCHEDULE	OF SCHEDULE	RPI	RPI	RPI	RPI
DIV. I ONLY	11- 11	175	4- 6	317	303	249	249	27	27	
DIV. I NON-CONF.	5- 4	146	0- 0	321	276	231	231	28	28	

TOTALS	RPI 1-25	RPI 26-50	W-L RECORDS	RPI 51-100	RPI 101-999	RPI 201+				
11- 11	0- 0	0- 0	OVERALL	0- 3	11- 8	10- 5				
5- 6	0- 0	0- 0	HOME	0- 2	5- 4	5- 2				
6- 5	0- 0	0- 0	AWAY	0- 0	6- 3	5- 3				
0- 0	0- 0	0- 0	NEUTRAL	0- 0	0- 0	0- 0				
5- 4	0- 0	0- 0	NON-CONFERENCE	0- 1	5- 3	5- 2				
2- 2	0- 0	0- 0	HOME	0- 1	2- 1	2- 1				
3- 2	0- 0	0- 0	AWAY	0- 0	3- 2	3- 1				
0- 0	0- 0	0- 0	NEUTRAL	0- 0	0- 0	0- 0				
6- 7	0- 0	0- 0	CONFERENCE	0- 2	6- 5	5- 3				
3- 4	0- 0	0- 0	HOME	0- 1	3- 3	3- 1				
3- 3	0- 0	0- 0	AWAY	0- 1	3- 2	2- 2				
0- 0	0- 0	0- 0	NEUTRAL	0- 0	0- 0	0- 0				

RPI 1-25				RPI 26-50				RPI 51-100				RPI 101+ Team's RPI: 249					
RPI	S	Opponent	Score	RPI	S	Opponent	Score	RPI	S	Opponent	Score	RPI	S	Opponent	Score		
								61	H	Mercer	57	58	139	H	Radford	50	51
								89	A	Li berty	42	60	166	A	Kansas	48	66
								89	H	Li berty	33	46	184	A	Hi gh Point	51	44
													184	H	Hi gh Point	53	62
													203	H	Norfol k St.	27	53
													223	H	UNC Asheville	52	60
													224	A	Gardner-Webb	73	44
													230	A	UNCG	72	61
													252	A	Howard	61	63
													253	A	Col. of Charleston	53	45
													277	A	Presbyteri an	59	65
													277	H	Presbyteri an	53	40
													284	H	USC Upstate	69	49
													303	H	Western Caro.	58	51
													306	A	Charleston So.	59	63
													306	H	Charleston So.	58	49
													335	A	N. C. Central	58	51
													341	A	Winthrop	72	48
													347	H	Longwood	58	48
LAST 12 Division I GAMES:																	
277	H	Presbyteri an	53	40	224	A	Gardner-Webb	73	44								
89	H	Li berty	33	46	89	A	Li berty	42	60								
306	A	Charleston So.	59	63	184	H	Hi gh Point	53	62								
184	A	Hi gh Point	51	44	277	A	Presbyteri an	59	65								
139	H	Radford	50	51	306	H	Charleston So.	58	49								
347	H	Longwood	58	48	341	A	Winthrop	72	48								

Non-Div I Games: Columbia Int'l 78 39 William Peace 94 42

Campbell

■ Loss,
 ■ Non-Conf,
 ■ S Site,
 ■ Home
 ■ A Away
 N Neutral

Average RPI Win: 277	WON-LOST RECORD	WINNING PCT. RANK	LAST 10 GAMES	STRENGTH OF SCHEDULE	OPP. STRENGTH OF SCHEDULE	TEAM RPI	ADJ. RPI	CONF. RPI	ADJ. CONF. RPI
Average RPI Loss: 182									
DIV. I ONLY	8- 17	268	5- 5	272	297	289	289	28	28
DIV. I NON-CONF.	2- 9	295	0- 0	231	267	301	301	26	26

TOTALS	RPI 1-25	RPI 26-50	W-L RECORDS	RPI 51-100	RPI 101-999	RPI 201+			
8- 17	0- 1	0- 0	OVERALL	0- 3	8- 13	7- 9			
4- 8	0- 0	0- 0	HOME	0- 1	4- 7	3- 6			
4- 8	0- 0	0- 0	AWAY	0- 1	4- 0	4- 0			
0- 1	0- 0	0- 0	NEUTRAL	0- 0	0- 1	0- 0			
2- 9	0- 1	0- 0	NON-CONFERENCE	0- 1	2- 7	2- 5			
1- 4	0- 0	0- 0	HOME	0- 0	1- 4	1- 4			
1- 4	0- 1	0- 0	AWAY	0- 1	1- 2	1- 1			
0- 1	0- 0	0- 0	NEUTRAL	0- 0	0- 1	0- 0			
6- 8	0- 0	0- 0	CONFERENCE	0- 2	6- 6	5- 4			
3- 4	0- 0	0- 0	HOME	0- 1	3- 3	2- 2			
3- 4	0- 0	0- 0	AWAY	0- 1	3- 3	3- 2			
0- 0	0- 0	0- 0	NEUTRAL	0- 0	0- 0	0- 0			

RPI 1-25				RPI 26-50				RPI 51-100				RPI 101+ Team's RPI: 289			
RPI	S	Opponent	Score	RPI	S	Opponent	Score	RPI	S	Opponent	Score	RPI	S	Opponent	Score
14	A	Buffalo	47 73					53	A	Quinnipiac	39 64	123	N	Middle Tenn.	45 55
								53	H	Quinnipiac	55 84	124	A	Bucknell	57 76
								91	A	Miami (OH)	47 72	158	A	Marist	47 58
												158	H	Marist	53 78
												189	H	Siena	65 57
												206	A	Bowling Green	71 57
												209	H	Morehead St.	52 76
												219	H	Oakland	48 83
												244	H	Niagara	64 60
												256	H	St. Bonaventure	71 69
												257	A	Manhattan	39 58
												257	H	Manhattan	56 59
												258	H	Fairfield	52 56
												262	H	Colgate	63 70
												270	H	Cornell	59 67
												274	A	Rider	54 70
												292	A	Monmouth	60 48
												311	A	UTRGV	46 63
												336	A	Iona	53 49
												348	A	Saint Peter's	66 53
												348	H	Saint Peter's	52 49

LAST 12 Division I GAMES:															
158	A	Marist	47 58	292	A	Monmouth	60 48								
53	A	Quinnipiac	39 64	348	A	Saint Peter's	66 53								
348	H	Saint Peter's	52 49	189	H	Siena	65 57								
244	H	Niagara	64 60	257	H	Manhattan	56 59								
158	H	Marist	53 78	274	A	Rider	54 70								
53	H	Quinnipiac	55 84	257	A	Manhattan	39 58								

Non-Div I Games:

Canisius

Average RPI Win:	260	WON-LOST	WINNING	LAST 10	STRENGTH OF	OPP. STRENGTH	TEAM	ADJ.	CONF.	ADJ CONF.
Average RPI Loss:	117	RECORD	PCT. RANK	GAMES	SCHEDULE	OF SCHEDULE	RPI	RPI	RPI	RPI
DIV. I ONLY	13- 7	92	7- 3	257	225	120	120	26	26	
DIV. I NON-CONF.	3- 4	209	0- 0	45	30	81	81	25	25	

TOTALS	RPI 1-25	RPI 26-50	W-L RECORDS	RPI 51-100	RPI 101-999	RPI 201+				
13- 7	0- 3	0- 0	OVERALL	0- 0	13- 4	11- 2				
6- 1	0- 0	0- 0	HOME	0- 0	6- 1	5- 1				
5- 6	0- 0	0- 0	AWAY	0- 0	5- 0	5- 0				
2- 0	0- 0	0- 0	NEUTRAL	0- 0	2- 0	1- 0				
3- 4	0- 3	0- 0	NON-CONFERENCE	0- 0	3- 1	2- 0				
1- 0	0- 0	0- 0	HOME	0- 0	1- 0	1- 0				
0- 4	0- 3	0- 0	AWAY	0- 0	0- 1	0- 0				
2- 0	0- 0	0- 0	NEUTRAL	0- 0	2- 0	1- 0				
10- 3	0- 0	0- 0	CONFERENCE	0- 0	10- 3	9- 2				
5- 1	0- 0	0- 0	HOME	0- 0	5- 1	4- 1				
5- 2	0- 0	0- 0	AWAY	0- 0	5- 2	5- 1				
0- 0	0- 0	0- 0	NEUTRAL	0- 0	0- 0	0- 0				

RPI 1-25				RPI 26-50				RPI 51-100				RPI 101+ Team's RPI: 120			
RPI	S	Opponent	Score	RPI	S	Opponent	Score	RPI	S	Opponent	Score	RPI	S	Opponent	Score
5	A	Baylor	55 86									114	H	Lamar University	51 39
10	A	Tennessee	34 77									122	A	SFA	46 59
21	A	Texas A&M	61 72									137	N	Clemson	53 47
												138	A	South Ala.	43 64
												211	H	Abilene Christian	63 45
												227	H	New Orleans	48 52
												243	A	A&M-Corpus Christi	58 50
												245	A	Nicholls St.	69 48
												263	A	McNeese	51 45
												275	N	North Dakota St.	68 45
												297	A	Southeastern La.	70 78
												297	H	Southeastern La.	63 47
												304	H	Alcorn	75 52
												312	A	Incarnate Word	57 35
												322	A	Northwestern St.	61 53
												323	H	Houston Baptist	64 56
												333	H	Sam Houston St.	69 44

LAST 12 Division I GAMES:															
263	A	McNeese	51 45	227	H	New Orleans	48 52								
323	H	Houston Baptist	64 56	245	A	Nicholls St.	69 48								
297	A	Southeastern La.	70 78	312	A	Incarnate Word	57 35								
322	A	Northwestern St.	61 53	114	H	Lamar University	51 39								
122	A	SFA	46 59	333	H	Sam Houston St.	69 44								
211	H	Abilene Christian	63 45	297	H	Southeastern La.	63 47								

Non-Div I Games: Central Baptist 75 34 Williams Baptist 77 31 Crowley's Ridge 106 23 Hendrix 79 22
Central Ark.

Average RPI Win:	294	WON-LOST	WINNING	LAST 10	STRENGTH OF	OPP. STRENGTH	TEAM	ADJ.	CONF.	ADJ CONF.
Average RPI Loss:	173	RECORD	PCT. RANK	GAMES	SCHEDULE	OF SCHEDULE	RPI	RPI	RPI	RPI
DIV. I ONLY	5- 18	307	4- 6	142	318	291	291	29	29	
DIV. I NON-CONF.	0- 11	337	0- 0	47	195	282	282	29	29	

TOTALS	RPI 1-25	RPI 26-50	W-L RECORDS	RPI 51-100	RPI 101-999	RPI 201+				
5- 18	0- 0	0- 1	OVERALL	0- 4	5- 13	5- 8				
4- 7	0- 0	0- 0	HOME	0- 1	4- 6	4- 4				
1- 11	0- 0	0- 1	AWAY	0- 3	1- 7	1- 4				
0- 0	0- 0	0- 0	NEUTRAL	0- 0	0- 0	0- 0				
0- 11	0- 0	0- 1	NON-CONFERENCE	0- 4	0- 6	0- 3				
0- 4	0- 0	0- 0	HOME	0- 1	0- 3	0- 1				
0- 7	0- 0	0- 1	AWAY	0- 3	0- 3	0- 2				
0- 0	0- 0	0- 0	NEUTRAL	0- 0	0- 0	0- 0				
5- 7	0- 0	0- 0	CONFERENCE	0- 0	5- 7	5- 5				
4- 3	0- 0	0- 0	HOME	0- 0	4- 3	4- 3				
1- 4	0- 0	0- 0	AWAY	0- 0	1- 4	1- 2				
0- 0	0- 0	0- 0	NEUTRAL	0- 0	0- 0	0- 0				

RPI	S	Opponent	Score	RPI	S	Opponent	Score	RPI	S	Opponent	Score	RPI	S	Opponent	Score	Team's RPI: 291
30	A	Virginia	59	103	54	A	West Virginia	52	102	112	A	Saint Francis (PA)	59	87		
					57	A	Duquesne	58	83	118	H	Yale	62	75		
					80	H	Albany (NY)	60	72	130	H	Brown	55	78		
					81	A	Penn St.	66	83	145	A	Robert Morris	47	66		
										157	A	Hartford	52	68		
										205	A	Stony Brook	55	60		
										261	H	Morgan St.	41	61		
										267	H	St. Francis Brooklyn	70	78		
										273	H	Mt. St. Mary's	56	68		
										276	A	Fairleigh Dickinson	49	78		
										276	H	Fairleigh Dickinson	76	56		
										281	H	LIU Brooklyn	54	61		
										288	A	Sacred Heart	73	71		
										288	H	Sacred Heart	69	59		
										290	A	Vermont	48	62		
										294	A	Bryant	50	66		
										294	H	Bryant	66	59		
										325	H	Wagner	59	56		
LAST 12 Division I GAMES:																
294	H	Bryant	66	59	267	H	St. Francis Brooklyn	70	78							
276	H	Fairleigh Dickinson	76	56	276	A	Fairleigh Dickinson	49	78							
288	A	Sacred Heart	73	71	288	H	Sacred Heart	69	59							
145	A	Robert Morris	47	66	294	A	Bryant	50	66							
112	A	Saint Francis (PA)	59	87	325	H	Wagner	59	56							
281	H	LIU Brooklyn	54	61	273	H	Mt. St. Mary's	56	68							

Non-Div I Games:

Central Conn. St.

Central Mich.				Through Games Of Feb. 15, 2018							
Average RPI	Win:	145	WON-LOST	WINNING	LAST 10	STRENGTH OF	OPP. STRENGTH	TEAM	ADJ.	CONF.	ADJ CONF.
Average RPI	Loss:	41	RECORD	PCT. RANK	GAMES	SCHEDULE	OF SCHEDULE	RPI	RPI	RPI	RPI
DIV. I ONLY		19- 4	21	9- 1	79	68	26	26	7	7	
DIV. I NON-CONF.		7- 3	74	0- 0	184	49	90	90	8	8	

TOTALS	RPI 1-25		RPI 26-50		W-L RECORDS		RPI 51-100		RPI 101-999		RPI 201+
19- 4	1- 1		1- 1		OVERALL		4- 2		13- 0		7- 0
8- 2	1- 0		0- 1		HOME		2- 1		5- 0		2- 0
9- 2	0- 1		1- 0		AWAY		2- 1		6- 0		4- 0
2- 0	0- 0		0- 0		NEUTRAL		0- 0		2- 0		1- 0
7- 3	0- 0		0- 1		NON-CONFERENCE		0- 2		7- 0		4- 0
2- 2	0- 0		0- 1		HOME		0- 1		2- 0		1- 0
3- 1	0- 0		0- 0		AWAY		0- 1		3- 0		2- 0
2- 0	0- 0		0- 0		NEUTRAL		0- 0		2- 0		1- 0
12- 1	1- 1		1- 0		CONFERENCE		4- 0		6- 0		3- 0
6- 0	1- 0		0- 0		HOME		2- 0		3- 0		1- 0
6- 1	0- 1		1- 0		AWAY		2- 0		3- 0		2- 0
0- 0	0- 0		0- 0		NEUTRAL		0- 0		0- 0		0- 0

RPI 1-25				RPI 26-50				Team's RPI: 26				RPI 51-100				RPI 101+			
RPI	S	Opponent	Score	RPI	S	Opponent	Score	RPI	S	Opponent	Score	RPI	S	Opponent	Score	RPI	S	Opponent	Score
14	A	Buffalo	82 85	41	H	Purdue	69 79	53	H	Quinnipiac	70 84	102	N	Iowa St.	81 60				
14	H	Buffalo	86 79	42	A	Ball St.	69 65	57	A	Duquesne	61 64	105	H	Western Mich.	74 70				
								62	H	Toledo	85 47	127	A	Northern Ill.	81 78				
								82	A	Ohio	74 72	129	H	Vanderbilt	92 75				
								82	H	Ohio	82 58	144	H	Kent St.	88 84				
								91	A	Miami (OH)	84 66	148	A	SIUE	94 56				
												206	H	Bowling Green	90 54				
												214	A	Eastern Mich.	95 72				
												215	A	Akron	95 86				
												219	A	Oakland	103 85				
												248	N	San Diego St.	85 76				
												253	H	Col. of Charleston	79 58				
												269	A	Indiana St.	77 67				
LAST 12 Division I GAMES:																			
14	A	Buffalo	82 85	215	A	Akron	95 86												
62	H	Toledo	85 47	127	A	Northern Ill.	81 78												
82	A	Ohio	74 72	144	H	Kent St.	88 84												
214	A	Eastern Mich.	95 72	206	H	Bowling Green	90 54												
14	H	Buffalo	86 79	91	A	Miami (OH)	84 66												
105	H	Western Mich.	74 70	82	H	Ohio	82 58												

Non-Div I Games: Aquinas 96 47

Central Mich.

Average RPI Win: 309		WON-LOST RECORD	WINNING PCT. RANK	LAST 10 GAMES	STRENGTH OF SCHEDULE	OPP. STRENGTH OF SCHEDULE	TEAM RPI	ADJ. RPI	CONF. RPI	ADJ. CONF. RPI
Average RPI Loss: 194										
DIV. I ONLY		7- 14	259	4- 6	323	323	306	306	27	27
DIV. I NON-CONF.		2- 6	280	0- 0	335	247	335	335	28	28
TOTALS		RPI 1-25	RPI 26-50	W-L RECORDS		RPI 51-100	RPI 101-999	RPI 201+		
7- 14	0- 0		0- 0	OVERALL		0- 2	7- 12	7- 7		
4- 5	0- 0		0- 0	HOME		0- 0	4- 5	4- 3		
3- 8	0- 0		0- 0	AWAY		0- 0	3- 3	3- 2		
0- 1	0- 0		0- 0	NEUTRAL		0- 0	0- 1	0- 0		
2- 6	0- 0		0- 0	NON-CONFERENCE		0- 1	2- 5	2- 3		
1- 2	0- 0		0- 0	HOME		0- 0	1- 2	1- 2		
1- 3	0- 0		0- 0	AWAY		0- 1	1- 2	1- 1		
0- 1	0- 0		0- 0	NEUTRAL		0- 0	0- 1	0- 0		
5- 8	0- 0		0- 0	CONFERENCE		0- 1	5- 7	5- 4		
3- 3	0- 0		0- 0	HOME		0- 0	3- 3	3- 1		
2- 5	0- 0		0- 0	AWAY		0- 1	2- 4	2- 3		
0- 0	0- 0		0- 0	NEUTRAL		0- 0	0- 0	0- 0		

RPI 1-25				RPI 26-50				RPI 51-100				RPI 101+ Team's RPI: 306					
RPI	S	Opponent	Score	RPI	S	Opponent	Score	RPI	S	Opponent	Score	RPI	S	Opponent	Score		
								64	A	Georgia Tech	51	78	137	A	Clemson	30	66
								89	A	Liberty	53	63	139	A	Radford	57	74
												139	H	Radford	56	61	
												157	N	Hartford	43	62	
												184	H	High Point	74	75	
												223	A	UNC Asheville	69	71	
												223	H	UNC Asheville	61	78	
												224	A	Gardner-Webb	52	68	
												249	A	Campbell	49	58	
												249	H	Campbell	63	59	
												264	H	Lipscomb	54	58	
												277	A	Presbyterian	64	61	
												299	A	Wofford	68	45	
												305	H	Coppin St.	72	58	
												308	A	FIU	70	77	
												314	H	South Carolina St.	58	60	
												341	H	Winthrop	81	45	
												347	A	Longwood	78	61	
												347	H	Longwood	73	57	
LAST 12 Division I GAMES:																	
				223	A	UNC Asheville	69	71	223	H	UNC Asheville	61	78				
				139	A	Radford	57	74	224	A	Gardner-Webb	52	68				
				249	H	Campbell	63	59	341	H	Winthrop	81	45				
				347	A	Longwood	78	61	139	H	Radford	56	61				
				277	A	Presbyterian	64	61	249	A	Campbell	49	58				
				184	H	High Point	74	75	89	A	Liberty	53	63				

Non-Div I Games:	Erskine	79	43	Southern Wesleyan	94	56
------------------	---------	----	----	-------------------	----	----

Charleston So.

■ Loss, ■ Non-Conf, S Site, H Home A Away N Neutral

Average RPI Win:	244	WON-LOST	WINNING	LAST 10	STRENGTH OF	OPP. STRENGTH	TEAM	ADJ.	CONF.	ADJ CONF.
Average RPI Loss:	114	RECORD	PCT. RANK	GAMES	SCHEDULE	OF SCHEDULE	RPI	RPI	RPI	RPI
DIV. I ONLY	11- 13	200	6- 4	128	165	170	170	18	18	
DIV. I NON-CONF.	4- 9	249	0- 1	83	82	205	205	19	19	

TOTALS	RPI 1-25	RPI 26-50	W-L RECORDS	RPI 51-100	RPI 101-999	RPI 201+				
11- 13	0- 2	0- 1	OVERALL	1- 3	10- 7	7- 2				
7- 3	0- 1	0- 0	HOME	1- 2	6- 0	5- 0				
4- 8	0- 0	0- 0	AWAY	0- 1	4- 7	2- 2				
0- 2	0- 1	0- 1	NEUTRAL	0- 0	0- 0	0- 0				
4- 9	0- 2	0- 1	NON-CONFERENCE	1- 2	3- 4	3- 1				
3- 2	0- 1	0- 0	HOME	1- 1	2- 0	2- 0				
1- 5	0- 0	0- 0	AWAY	0- 1	1- 4	1- 1				
0- 2	0- 1	0- 1	NEUTRAL	0- 0	0- 0	0- 0				
7- 4	0- 0	0- 0	CONFERENCE	0- 1	7- 3	4- 1				
4- 1	0- 0	0- 0	HOME	0- 1	4- 0	3- 0				
3- 3	0- 0	0- 0	AWAY	0- 0	3- 3	1- 1				
0- 0	0- 0	0- 0	NEUTRAL	0- 0	0- 0	0- 0				

RPI 1-25				RPI 26-50				RPI 51-100				RPI 101+ Team's RPI: 170			
RPI	S	Opponent	Score	RPI	S	Opponent	Score	RPI	S	Opponent	Score	RPI	S	Opponent	Score
17	N	Iowa	64 77	36	N	South Dakota St.	70 71	57	H	Duquesne	75 72	104	A	Arkansas	72 73
23	H	Rutgers	54 77					61	H	Mercer	74 90	123	A	Middle Tenn.	45 64
								93	H	Rice	55 62	153	A	UTEP	58 67
								97	A	Wake Forest	69 71	167	A	Davidson	66 68
												176	A	Louisiana Tech	64 51
												188	A	Wisconsin	66 80
												200	A	Southern Miss.	85 79
												200	H	Southern Miss.	66 56
												204	A	East Carolina	55 58
												216	A	North Texas	68 73
												223	A	UNC Asheville	51 47
												278	A	Old Dominion	63 60
												296	H	UTSA	88 75
												305	H	Coppin St.	78 49
												308	H	FIU	80 57
												314	H	South Carolina St.	64 49
												326	H	Marshall	67 61

LAST 12 Division I GAMES:															
176	A	Louisiana Tech	64 51	93	H	Rice	55 62	216	A	North Texas	68 73				
296	H	UTSA	88 75					153	A	UTEP	58 67				
308	H	FIU	80 57					278	A	Old Dominion	63 60				
326	H	Marshall	67 61					200	H	Southern Miss.	66 56				
123	A	Middle Tenn.	45 64					61	H	Mercer	74 90				
200	A	Southern Miss.	85 79												

Non-Div I Games:

Charlotte

Average RPI	Win:	192	WON-LOST	WINNING	LAST 10	STRENGTH OF	OPP. STRENGTH	TEAM	ADJ.	CONF.	ADJ CONF.
Average RPI	Loss:	101	RECORD	PCT. RANK	GAMES	SCHEDULE	OF SCHEDULE	RPI	RPI	RPI	RPI
DIV. I ONLY		15- 10		115	5- 5	133	109	115	115	17	17
DIV. I NON-CONF.		9- 5		99	1- 0	66	52	64	64	16	16

TOTALS	RPI 1-25		RPI 26-50		W-L RECORDS	RPI 51-100		RPI 101-999		RPI 201+	
15- 10	0- 1		1- 2		OVERALL	1- 2		13- 5		6- 0	
7- 5	0- 0		1- 1		HOME	0- 2		6- 2		3- 0	
5- 4	0- 1		0- 0		AWAY	1- 0		4- 3		3- 0	
3- 1	0- 0		0- 1		NEUTRAL	0- 0		3- 0		0- 0	
9- 5	0- 1		1- 2		NON-CONFERENCE	1- 1		7- 1		1- 0	
4- 2	0- 0		1- 1		HOME	0- 1		3- 0		1- 0	
2- 2	0- 1		0- 0		AWAY	1- 0		1- 1		0- 0	
3- 1	0- 0		0- 1		NEUTRAL	0- 0		3- 0		0- 0	
6- 5	0- 0		0- 0		CONFERENCE	0- 1		6- 4		5- 0	
3- 3	0- 0		0- 0		HOME	0- 1		3- 2		2- 0	
3- 2	0- 0		0- 0		AWAY	0- 0		3- 2		3- 0	
0- 0	0- 0		0- 0		NEUTRAL	0- 0		0- 0		0- 0	

RPI 1-25				RPI 26-50				RPI 51-100				RPI 101+ Team's RPI: 115			
RPI	S	Opponent	Score	RPI	S	Opponent	Score	RPI	S	Opponent	Score	RPI	S	Opponent	Score
13	A	Green Bay	30 60	31	N	Princeton	49 59	61	H	Mercer	50 71	103	N	Auburn	50 41
				45	H	UCF	57 58	66	A	Indiana	64 61	131	A	ETSU	58 65
				48	H	FGCU	68 61	72	H	Virginia Tech	44 64	131	H	ETSU	55 61
												135	N	Georgetown	54 41
												149	H	Samford	68 58
												160	A	Florida	65 60
												174	A	Furman	57 58
												174	H	Furman	45 50
												182	A	Stetson	67 78
												183	H	UT Martin	87 82
												192	N	Northwestern	61 44
												199	H	Hampton	64 52
												230	A	UNCG	73 57
												230	H	UNCG	49 42
												277	H	Presbyteria n	71 51
												299	A	Wofford	54 47
												303	A	Western Caro.	58 41
												303	H	Western Caro.	47 32

LAST 12 Division I GAMES:															
174	H	Furman	45 50	174	A	Furman	57 58								
131	H	ETSU	55 61	299	A	Wofford	54 47								
230	A	UNCG	73 57	131	A	ETSU	58 65								
303	A	Western Caro.	58 41	303	H	Western Caro.	47 32								
61	H	Mercer	50 71	230	H	UNCG	49 42								
149	H	Samford	68 58	199	H	Hampton	64 52								

Non-Div I Games:

Chattanooga

Average RPI Win:	328	WON-LOST	WINNING	LAST 10	STRENGTH OF	OPP. STRENGTH	TEAM	ADJ.	CONF.	ADJ CONF.
Average RPI Loss:	207	RECORD	PCT. RANK	GAMES	SCHEDULE	OF SCHEDULE	RPI	RPI	RPI	RPI
DIV. I ONLY	1- 24	349	1- 9	234	340	340	340	31	31	
DIV. I NON-CONF.	0- 15	337	0- 2	212	287	339	339	31	31	

TOTALS	RPI 1-25	RPI 26-50	W-L RECORDS	RPI 51-100	RPI 101-999	RPI 201+				
1- 24	0- 0	0- 0	OVERALL	0- 2	1- 22	1- 14				
0- 11	0- 0	0- 0	HOME	0- 0	0- 11	0- 7				
1- 12	0- 0	0- 0	AWAY	0- 2	1- 10	1- 7				
0- 1	0- 0	0- 0	NEUTRAL	0- 0	0- 1	0- 0				
0- 15	0- 0	0- 0	NON-CONFERENCE	0- 2	0- 13	0- 5				
0- 7	0- 0	0- 0	HOME	0- 0	0- 7	0- 3				
0- 7	0- 0	0- 0	AWAY	0- 2	0- 5	0- 2				
0- 1	0- 0	0- 0	NEUTRAL	0- 0	0- 1	0- 0				
1- 9	0- 0	0- 0	CONFERENCE	0- 0	1- 9	1- 9				
0- 4	0- 0	0- 0	HOME	0- 0	0- 4	0- 4				
1- 5	0- 0	0- 0	AWAY	0- 0	1- 5	1- 5				
0- 0	0- 0	0- 0	NEUTRAL	0- 0	0- 0	0- 0				

RPI 1-25				RPI 26-50				RPI 51-100				RPI 101+				Team's RPI: 340	
RPI	S	Opponent	Score	RPI	S	Opponent	Score	RPI	S	Opponent	Score	RPI	S	Opponent	Score		
								84	A	Kansas St.	51	99	101	A	Western Ill.	54	71
								98	A	Wright St.	39	84	101	H	Western Ill.	45	83
												125	H	Milwaukee	59	84	
												127	H	Northern Ill.	59	80	
												151	A	Wichita St.	63	66	
												168	A	Pittsburgh	49	87	
												192	H	Northwestern	36	63	
												196	N	Oral Roberts	43	73	
												209	H	Morehead St.	40	79	
												213	A	Illinois	56	66	
												221	A	Seattle U	60	72	
												221	H	Seattle U	56	63	
												222	A	CSU Bakersfield	49	63	
												222	H	CSU Bakersfield	36	63	
												239	A	New Mexico St.	59	74	
												268	A	Grand Canyon	36	64	
												268	H	Grand Canyon	43	59	
												285	A	Valparaiso	60	71	
												309	H	Loyola Chicago	28	46	
												310	H	Jackson St.	69	87	
												311	A	UTRGV	44	81	
												328	A	Utah Valley	84	74	
												328	H	Utah Valley	30	68	

LAST 12 Division I GAMES:																	
				221	A	Seattle U	60	72				268	A	Grand Canyon	36	64	
				328	A	Utah Valley	84	74				328	H	Utah Valley	30	68	
				268	H	Grand Canyon	43	59				221	H	Seattle U	56	63	
				222	H	CSU Bakersfield	36	63				239	A	New Mexico St.	59	74	
				311	A	UTRGV	44	81				168	A	Pittsburgh	49	87	
				222	A	CSU Bakersfield	49	63				125	H	Milwaukee	59	84	

Non-Div I Games:

Chicago St.

Average RPI Win:	195	WON-LOST	WINNING	LAST 10	STRENGTH OF	OPP. STRENGTH	TEAM	ADJ.	CONF.	ADJ CONF.
Average RPI Loss:	108	RECORD	PCT. RANK	GAMES	SCHEDULE	OF SCHEDULE	RPI	RPI	RPI	RPI
DIV. I ONLY	14- 10	127	6- 4	143	87	132	132	8	8	
DIV. I NON-CONF.	7- 5	132	0- 0	264	120	215	215	7	7	

TOTALS	RPI 1-25	RPI 26-50	W-L RECORDS	RPI 51-100	RPI 101-999	RPI 201+				
14- 10	0- 3	0- 1	OVERALL	3- 0	11- 6	7- 2				
9- 6	0- 2	0- 1	HOME	2- 0	7- 3	5- 1				
5- 4	0- 1	0- 0	AWAY	1- 0	4- 3	2- 1				
0- 0	0- 0	0- 0	NEUTRAL	0- 0	0- 0	0- 0				
7- 5	0- 1	0- 0	NON-CONFERENCE	1- 0	6- 4	6- 1				
6- 3	0- 1	0- 0	HOME	1- 0	5- 2	5- 0				
1- 2	0- 0	0- 0	AWAY	0- 0	1- 2	1- 1				
0- 0	0- 0	0- 0	NEUTRAL	0- 0	0- 0	0- 0				
7- 5	0- 2	0- 1	CONFERENCE	2- 0	5- 2	1- 1				
3- 3	0- 1	0- 1	HOME	1- 0	2- 1	0- 1				
4- 2	0- 1	0- 0	AWAY	1- 0	3- 1	1- 0				
0- 0	0- 0	0- 0	NEUTRAL	0- 0	0- 0	0- 0				

RPI 1-25				RPI 26-50				RPI 51-100				RPI 101+ Team's RPI: 132			
RPI	S	Opponent	Score	RPI	S	Opponent	Score	RPI	S	Opponent	Score	RPI	S	Opponent	Score
1	A	UConn	65 106	45	H	UCF	38 50	59	A	Houston	88 82	112	H	Saint Francis (PA)	73 77
7	H	Ohio St.	76 87					91	H	Miami (OH)	73 62	131	A	ETSU	77 87
25	H	South Fla.	46 69					100	H	Tulane	83 52	151	A	Wichita St.	75 69
												168	H	Pittsburgh	46 66
												171	A	Tulsa	51 64
												187	A	SMU	58 40
												191	H	Temple	80 72
												198	H	Memphis	64 53
												204	A	East Carolina	66 54
												204	H	East Carolina	70 79
												206	H	Bowling Green	75 51
												212	A	Xavier	50 53
												228	H	Southeast Mo. St.	65 52
												252	H	Howard	87 53
												278	A	Old Dominion	54 33
												293	H	Eastern Ky.	64 53
												297	H	Southeastern La.	82 43
LAST 12 Division I GAMES:															
100	H	Tulane	83 52	198	H	Memphis	64 53								
151	A	Wichita St.	75 69	191	H	Temple	80 72								
1	A	UConn	65 106	59	A	Houston	88 82								
45	H	UCF	38 50	171	A	Tulsa	51 64								
204	H	East Carolina	70 79	25	H	South Fla.	46 69								
187	A	SMU	58 40	204	A	East Carolina	66 54								

Non-Div I Games: Slippery Rock 85 52

Cincinnati

Clemson				Through Games Of Feb. 15, 2018							
Average RPI	Win:	249	WON-LOST	WINNING	LAST 10	STRENGTH OF	OPP. STRENGTH	TEAM	ADJ.	CONF.	ADJ. CONF.
Average RPI	Loss:	45	RECORD	PCT. RANK	GAMES	SCHEDULE	OF SCHEDULE	RPI	RPI	RPI	RPI
DIV. I ONLY		11- 16	226	1- 9	50	65	137	137	1	1	
DIV. I NON-CONF.		10- 3	52	0- 0	211	297	110	110	1	1	

TOTALS	RPI 1-25		RPI 26-50		W-L RECORDS		RPI 51-100		RPI 101-999		RPI 201+
11- 16	0- 8		0- 2		OVERALL		1- 3		10- 3		7- 0
7- 7	0- 4		0- 0		HOME		0- 2		7- 1		5- 0
3- 7	0- 3		0- 2		AWAY		1- 1		2- 1		1- 0
1- 2	0- 1		0- 0		NEUTRAL		0- 0		1- 1		1- 0
10- 3	0- 2		0- 0		NON-CONFERENCE		1- 0		9- 1		7- 0
6- 1	0- 1		0- 0		HOME		0- 0		6- 0		5- 0
3- 0	0- 0		0- 0		AWAY		1- 0		2- 0		1- 0
1- 2	0- 1		0- 0		NEUTRAL		0- 0		1- 1		1- 0
1- 13	0- 6		0- 2		CONFERENCE		0- 3		1- 2		0- 0
1- 6	0- 3		0- 0		HOME		0- 2		1- 1		0- 0
0- 7	0- 3		0- 2		AWAY		0- 1		0- 1		0- 0
0- 0	0- 0		0- 0		NEUTRAL		0- 0		0- 0		0- 0

RPI 1-25				RPI 26-50				RPI 51-100				RPI 101+ Team's RPI: 137			
RPI	S	Opponent	Score	RPI	S	Opponent	Score	RPI	S	Opponent	Score	RPI	S	Opponent	Score
2	A	Notre Dame	37 90	30	A	Virginia	41 70	51	H	Miami (FL)	60 72	106	A	North Carolina	52 59
4	A	Louisville	46 65	32	A	Syracuse	51 86	60	A	Nebraska	67 66	120	N	Central Ark.	47 53
6	A	Florida St.	43 91					64	A	Georgia Tech	33 66	168	H	Pittsburgh	42 58
6	H	Florida St.	47 69					64	H	Georgia Tech	48 60	176	A	Louisiana Tech	55 47
14	N	Buffalo	41 61									197	H	Jacksonville St.	53 45
15	H	South Carolina	36 66									201	H	Boston College	65 61
18	H	Duke	35 60									265	H	Prairie View	64 58
20	H	NC State	41 62									292	H	Monmouth	57 54
LAST 12 Division I GAMES:															
6	A	Florida St.	43 91	32	A	Syracuse	51 86	2	A	Notre Dame	37 90	201	H	Boston College	65 61
18	H	Duke	35 60					51	H	Miami (FL)	60 72	51	H	Kennesaw St.	41 28
4	A	Louisville	46 65					106	A	North Carolina	52 59	306	H	Charleston So.	66 30
64	H	Georgia Tech	48 60					30	A	Virginia	41 70	308	A	FIU	67 65
168	H	Pittsburgh	42 58									314	H	South Carolina St.	56 48
20	H	NC State	41 62									318	N	Detroit Mercy	72 44

Non-Div I Games:

Average RPI Win:	235	WON-LOST	WINNING	LAST 10	STRENGTH OF	OPP. STRENGTH	TEAM	ADJ.	CONF.	ADJ CONF.
Average RPI Loss:	83	RECORD	PCT. RANK	GAMES	SCHEDULE	OF SCHEDULE	RPI	RPI	RPI	RPI
DIV. I ONLY	18- 8	71	7- 3	211	170	111	111	11	11	
DIV. I NON-CONF.	8- 3	65	0- 0	246	219	114	114	15	15	
<hr/>										
TOTALS	RPI 1-25	RPI 26-50	W-L RECORDS	RPI 51-100	RPI 101-999	RPI 201+				
18- 8	1- 1	0- 1	OVERALL	2- 3	15- 3	14- 0				
10- 3	1- 0	0- 1	HOME	2- 1	7- 1	7- 0				
7- 4	0- 1	0- 0	AWAY	0- 2	7- 1	7- 0				
1- 1	0- 0	0- 0	NEUTRAL	0- 0	1- 1	0- 0				
8- 3	0- 0	0- 1	NON-CONFERENCE	1- 1	7- 1	6- 0				
4- 1	0- 0	0- 1	HOME	1- 0	3- 0	3- 0				
3- 1	0- 0	0- 0	AWAY	0- 1	3- 0	3- 0				
1- 1	0- 0	0- 0	NEUTRAL	0- 0	1- 1	0- 0				
10- 5	1- 1	0- 0	CONFERENCE	1- 2	8- 2	8- 0				
6- 2	1- 0	0- 0	HOME	1- 1	4- 1	4- 0				
4- 3	0- 1	0- 0	AWAY	0- 1	4- 1	4- 0				
0- 0	0- 0	0- 0	NEUTRAL	0- 0	0- 0	0- 0				

RPI 1-25				RPI 26-50				RPI 51-100				RPI 101+ Team's RPI: 111			
RPI	S	Opponent	Score	RPI	S	Opponent	Score	RPI	S	Opponent	Score	RPI	S	Opponent	Score
13	A	Green Bay	43 69	42	H	Ball St.	64 76	62	A	Toledo	56 65	108	N	Saint Louis	64 80
13	H	Green Bay	71 60					67	A	IUPUI	56 94	125	A	Milwaukee	72 79
								67	H	IUPUI	64 77	169	N	Louisiana	54 45
								82	H	Ohio	71 64	181	H	Youngstown St.	52 66
								98	H	Wright St.	71 70	214	H	Eastern Mich.	77 65
												219	A	Oakland	86 66
												219	H	Oakland	70 62
												242	A	Northern Ky.	70 65
												242	H	Northern Ky.	72 49
												244	A	Niagara	70 61
												250	A	Bradley	67 65
												255	A	Illinois St.	56 47
												318	A	Detroit Mercy	90 76
												318	H	Detroit Mercy	75 50
												326	H	Marshall	85 76
												334	A	Ill.-Chicago	64 42
												334	H	Ill.-Chicago	70 67
												346	H	Eastern Ill.	77 69
<hr/>															
LAST 12 Division I GAMES:															
13	H	Green Bay	71 60	98	H	Wright St.	71 70	181	H	Youngstown St.	52 66				
67	A	IUPUI	56 94	242	A	Northern Ky.	70 65	13	A	Green Bay	43 69				
334	A	Ill.-Chicago	64 42	125	A	Milwaukee	72 79	334	H	Ill.-Chicago	70 67				
219	A	Oakland	86 66												
318	A	Detroit Mercy	90 76												
242	H	Northern Ky.	72 49												

Non-Div I Games:

Cleveland St.

Average RPI Win:	257	WON-LOST	WINNING	LAST 10	STRENGTH OF	OPP. STRENGTH	TEAM	ADJ.	CONF.	ADJ CONF.
Average RPI Loss:	172	RECORD	PCT. RANK	GAMES	SCHEDULE	OF SCHEDULE	RPI	RPI	RPI	RPI
DIV. I ONLY	11- 12	196	5- 5	289	259	266	266	23	23	
DIV. I NON-CONF.	4- 5	202	0- 0	330	242	330	330	23	23	

TOTALS	RPI 1-25	RPI 26-50	W-L RECORDS	RPI 51-100	RPI 101-999	RPI 201+				
11- 12	0- 0	0- 1	OVERALL	0- 1	11- 10	7- 4				
10- 4	0- 0	0- 0	HOME	0- 0	10- 4	7- 2				
1- 5	0- 0	0- 0	AWAY	0- 0	1- 5	0- 1				
0- 3	0- 0	0- 1	NEUTRAL	0- 1	0- 1	0- 1				
4- 5	0- 0	0- 1	NON-CONFERENCE	0- 1	4- 3	4- 3				
4- 2	0- 0	0- 0	HOME	0- 0	4- 2	4- 2				
0- 0	0- 0	0- 0	AWAY	0- 0	0- 0	0- 0				
0- 3	0- 0	0- 1	NEUTRAL	0- 1	0- 1	0- 1				
7- 7	0- 0	0- 0	CONFERENCE	0- 0	7- 7	3- 1				
6- 2	0- 0	0- 0	HOME	0- 0	6- 2	3- 0				
1- 5	0- 0	0- 0	AWAY	0- 0	1- 5	0- 1				
0- 0	0- 0	0- 0	NEUTRAL	0- 0	0- 0	0- 0				

RPI 1-25				RPI 26-50				RPI 51-100				RPI 101+				Team's RPI: 266
RPI	S	Opponent	Score	RPI	S	Opponent	Score	RPI	S	Opponent	Score	RPI	S	Opponent	Score	
				32	N	Syracuse	57 69	60	N	Nebraska	47 55	119	H	Little Rock	49 51	
												136	A	Texas St.	69 78	
												136	H	Texas St.	65 64	
												138	A	South Ala.	62 68	
												169	A	Louisiana	55 59	
												179	A	UT Arlington	63 65	
												179	H	UT Arlington	89 76	
												180	A	Troy	97 92	
												180	H	Troy	84 71	
												190	H	Arkansas St.	63 70	
												216	N	North Texas	34 50	
												230	H	UNCG	54 60	
												253	H	Col. of Charleston	70 72	
												260	H	Appalachian St.	73 68	
												282	H	UNCW	57 41	
												299	H	Wofford	67 51	
												320	H	Ga. Southern	54 51	
												321	H	Georgia St.	64 49	
												330	H	Fort Wayne	67 58	
												335	H	N.C. Central	68 65	
												338	A	La. -Monroe	56 62	

LAST 12 Division I GAMES:																
				180	H	Troy	84 71	180	A	Troy	97 92					
				260	H	Appalachian St.	73 68	138	A	South Ala.	62 68					
				179	A	UT Arlington	63 65	321	H	Georgia St.	64 49					
				136	A	Texas St.	69 78	320	H	Ga. Southern	54 51					
				119	H	Little Rock	49 51	169	A	Louisiana	55 59					
				190	H	Arkansas St.	63 70	338	A	La. -Monroe	56 62					

Non-Div I Games: Lees-McRae 73 47 Allen 93 49

Coastal Caro.

Loss, Non-Conf, S Site, H Home A Away N Neutral

Average RPI Win:	267	WON-LOST	WINNING	LAST 10	STRENGTH OF	OPP. STRENGTH	TEAM	ADJ.	CONF.	ADJ CONF.
Average RPI Loss:	130	RECORD	PCT. RANK	GAMES	SCHEDULE	OF SCHEDULE	RPI	RPI	RPI	RPI
DIV. I ONLY	6- 19	300	1- 9	132	166	253	253	10	10	
DIV. I NON-CONF.	4- 7	226	0- 0	188	168	230	230	12	12	

TOTALS	RPI 1-25	RPI 26-50	W-L RECORDS	RPI 51-100	RPI 101-999	RPI 201+				
6- 19	0- 1	0- 1	OVERALL	0- 7	6- 10	6- 5				
2- 10	0- 0	0- 0	HOME	0- 4	2- 6	2- 4				
4- 9	0- 1	0- 1	AWAY	0- 3	4- 4	4- 1				
0- 0	0- 0	0- 0	NEUTRAL	0- 0	0- 0	0- 0				
4- 7	0- 1	0- 1	NON-CONFERENCE	0- 2	4- 3	4- 2				
2- 3	0- 0	0- 0	HOME	0- 1	2- 2	2- 2				
2- 4	0- 1	0- 1	AWAY	0- 1	2- 1	2- 0				
0- 0	0- 0	0- 0	NEUTRAL	0- 0	0- 0	0- 0				
2- 12	0- 0	0- 0	CONFERENCE	0- 5	2- 7	2- 3				
0- 7	0- 0	0- 0	HOME	0- 3	0- 4	0- 2				
2- 5	0- 0	0- 0	AWAY	0- 2	2- 3	2- 1				
0- 0	0- 0	0- 0	NEUTRAL	0- 0	0- 0	0- 0				

RPI 1-25				RPI 26-50				RPI 51-100				RPI 101+ Team's RPI: 253			
RPI	S	Opponent	Score	RPI	S	Opponent	Score	RPI	S	Opponent	Score	RPI	S	Opponent	Score
15	A	South Carolina	43 69	26	A	Central Mich.	58 79	56	A	Elon	44 97	117	H	Delaware	59 68
								56	H	Elon	55 77	133	A	William & Mary	66 79
								58	H	Drexel	53 80	133	H	William & Mary	54 68
								63	A	Michigan St.	43 107	139	A	Northeastern	37 59
								77	A	James Madison	53 67	174	A	Furman	58 72
								77	H	James Madison	45 67	229	A	North Florida	73 69
								97	H	Wake Forest	40 77	240	A	Hofstra	60 65
												240	H	Hofstra	60 75
												249	H	Campbell	45 53
												259	A	Towson	80 67
												259	H	Towson	58 83
												260	H	Appalachian St.	70 76
												264	H	Lipscomb	85 69
												266	A	Coastal Caro.	72 70
												282	A	UNCW	72 63
												299	H	Wofford	59 51

LAST 12 Division I GAMES:															
				56	A	Elon	44 97	259	H	Towson	58 83				
				282	A	UNCW	72 63	77	H	James Madison	45 67				
				58	H	Drexel	53 80	240	A	Hofstra	60 65				
				56	H	Elon	55 77	139	A	Northeastern	37 59				
				77	A	James Madison	53 67	117	H	Delaware	59 68				
				133	A	William & Mary	66 79	240	H	Hofstra	60 75				

Non-Div I Games:

Col. of Charleston

Colgate		Through Games Of Feb. 15, 2018									
Average RPI	Win: 270	WON-LOST	WINNING	LAST 10	STRENGTH OF	OPP. STRENGTH	TEAM	ADJ.	CONF.	ADJ CONF.	
Average RPI	Loss: 150	RECORD	PCT. RANK	GAMES	SCHEDULE	OF SCHEDULE	RPI	RPI	RPI	RPI	
DIV. I ONLY	5- 20	313	1- 9	131	244	262	262	14	14		
DIV. I NON-CONF.	4- 7	226	0- 0	240	311	239	239	18	18		

TOTALS	RPI 1-25	RPI 26-50	W-L RECORDS	RPI 51-100	RPI 101-999	RPI 201+					
5- 20	0- 0	0- 2	OVERALL	0- 4	5- 14	4- 5					
1- 10	0- 0	0- 0	HOME	0- 2	1- 8	1- 2					
4- 10	0- 0	0- 2	AWAY	0- 2	4- 6	3- 3					
0- 0	0- 0	0- 0	NEUTRAL	0- 0	0- 0	0- 0					
4- 7	0- 0	0- 2	NON-CONFERENCE	0- 0	4- 5	4- 2					
1- 3	0- 0	0- 0	HOME	0- 0	1- 3	1- 1					
3- 4	0- 0	0- 2	AWAY	0- 0	3- 2	3- 1					
0- 0	0- 0	0- 0	NEUTRAL	0- 0	0- 0	0- 0					
1- 13	0- 0	0- 0	CONFERENCE	0- 4	1- 9	0- 3					
0- 7	0- 0	0- 0	HOME	0- 2	0- 5	0- 1					
1- 6	0- 0	0- 0	AWAY	0- 2	1- 4	0- 2					
0- 0	0- 0	0- 0	NEUTRAL	0- 0	0- 0	0- 0					

RPI 1-25				RPI 26-50				RPI 51-100				RPI 101+ Team's RPI: 262			
RPI	S	Opponent	Score	RPI	S	Opponent	Score	RPI	S	Opponent	Score	RPI	S	Opponent	Score
				32	A	Syracuse	39 79	55	A	American	44 67	118	A	Yale	56 82
				35	A	Arizona St.	54 65	55	H	American	55 77	124	A	Bucknell I	57 77
								78	A	Navy	54 70	124	H	Bucknell I	42 63
								78	H	Navy	42 69	130	H	Brown	73 83
												172	H	Army West Point	54 62
												185	A	Lehigh	54 48
												185	H	Lehigh	51 59
												189	H	Siena	70 73
												195	A	Boston U.	64 66
												195	H	Boston U.	49 62
												234	A	Lafayette	48 63
												235	A	Loyola Maryl and	55 70
												244	H	Niagara	44 81
												247	H	Holy Cross	64 71
												259	A	Towson	65 61
												270	A	Cornell I	74 70
												276	A	Fairleigh Dickinson	51 61
												289	A	Canisius	70 63
												345	H	UMass Lowell	84 64
LAST 12 Division I GAMES:															
				185	A	Lehigh	54 48	235	A	Loyola Maryl and	55 70				
				124	H	Bucknell I	42 63	185	H	Lehigh	51 59				
				195	A	Boston U.	64 66	124	A	Bucknell I	57 77				
				78	H	Navy	42 69	195	H	Boston U.	49 62				
				55	A	American	44 67	78	A	Navy	54 70				
				172	H	Army West Point	54 62	234	A	Lafayette	48 63				

Non-Div I Games:

Colgate

C
o
l
o
r
a
d
o

Col orado					Through Games Of Feb. 15, 2018						
Average RPI	Win:	192	WON-LOST	WINNING	LAST 10	STRENGTH OF	OPP. STRENGTH	TEAM	ADJ.	CONF.	ADJ CONF.
Average RPI	Loss:	71	RECORD	PCT. RANK	GAMES	SCHEDULE	OF SCHEDULE	RPI	RPI	RPI	RPI
DIV. I ONLY		11- 13	200	1- 9		112	53	143	143	5	5
DIV. I NON-CONF.		8- 2	44	0- 0		235	123	82	82	3	3

TOTALS		RPI 1-25		RPI 26-50		W-L RECORDS		RPI 51-100	RPI 101-999		RPI 201+
11- 13		0- 3		0- 5		OVERALL		2- 2	9- 3		5- 1
6- 7		0- 2		0- 3		HOME		1- 1	5- 1		4- 0
5- 6		0- 1		0- 2		AWAY		1- 1	4- 2		1- 1
0- 0		0- 0		0- 0		NEUTRAL		0- 0	0- 0		0- 0
8- 2		0- 0		0- 0		NON-CONFERENCE		1- 0	7- 2		4- 0
5- 1		0- 0		0- 0		HOME		1- 0	4- 1		3- 0
3- 1		0- 0		0- 0		AWAY		0- 0	3- 1		1- 0
0- 0		0- 0		0- 0		NEUTRAL		0- 0	0- 0		0- 0
3- 11		0- 3		0- 5		CONFERENCE		1- 2	2- 1		1- 1
1- 6		0- 2		0- 3		HOME		0- 1	1- 0		1- 0
2- 5		0- 1		0- 2		AWAY		1- 1	1- 1		0- 1
0- 0		0- 0		0- 0		NEUTRAL		0- 0	0- 0		0- 0

RPI 1-25				RPI 26-50				RPI 51-100				RPI 101+ Team's RPI: 143			
RPI	S	Opponent	Score	RPI	S	Opponent	Score	RPI	S	Opponent	Score	RPI	S	Opponent	Score
8	H	UCLA	55 93	35	A	Arizona St.	59 73	51	H	Miami (FL)	67 61	106	A	North Carolina	80 87
9	H	Oregon	55 74	35	H	Arizona St.	47 72	88	A	Washington St.	75 89	110	H	George Mason	76 61
12	A	Stanford	53 62	38	A	Cal i forn i a	76 78	94	A	Utah	69 65	113	A	Colorado St.	70 67
				49	H	Oregon St.	71 86	94	H	Utah	74 78	116	H	Dartmouth	75 81
				50	H	Southern Cal i forn i a	51 86					149	A	Samford	71 60
												175	A	Washington	66 61
												225	H	Fla. Atlantic	76 69
												275	H	North Dakota St.	108 59
												280	A	Ari zona	63 72
												280	H	Ari zona	79 60
												307	A	Air Force	68 43
												337	H	Mi ssi ssi ppi Val .	85 48

LAST 12 Division I GAMES:															
12	A	Stanford	53 62	35	A	Ari zona St.	59 73	280	A	Ari zona	63 72	8	H	UCLA	55 93
38	A	Cal i forn i a	76 78	50	H	Southern Cal i forn i a	51 86	175	A	Washington	66 61				
94	H	Utah	74 78	88	A	Washington St.	75 89								
94	A	Utah	69 65												
49	H	Oregon St.	71 86												
9	H	Oregon	55 74												

Non-Div I Games: Westminster (MO) 106 47

Colorado

C
o
l
o
r
a
d
o

Average RPI Win:	207	WON-LOST	WINNING	LAST 10	STRENGTH OF	OPP. STRENGTH	TEAM	ADJ.	CONF.	ADJ CONF.
Average RPI Loss:	112	RECORD	PCT. RANK	GAMES	SCHEDULE	OF SCHEDULE	RPI	RPI	RPI	RPI
DIV. I ONLY	17- 7	61	8- 2	197	114	113	113	16	16	
DIV. I NON-CONF.	7- 3	74	0- 0	104	149	104	104	14	14	

TOTALS	RPI 1-25	RPI 26-50	W-L RECORDS	RPI 51-100	RPI 101-999	RPI 201+				
17- 7	0- 0	2- 1	OVERALL	2- 2	13- 4	11- 0				
10- 5	0- 0	1- 1	HOME	1- 1	8- 3	7- 0				
7- 2	0- 0	1- 0	AWAY	1- 1	5- 1	4- 0				
0- 0	0- 0	0- 0	NEUTRAL	0- 0	0- 0	0- 0				
7- 3	0- 0	2- 1	NON-CONFERENCE	0- 0	5- 2	3- 0				
5- 3	0- 0	1- 1	HOME	0- 0	4- 2	3- 0				
2- 0	0- 0	1- 0	AWAY	0- 0	1- 0	0- 0				
0- 0	0- 0	0- 0	NEUTRAL	0- 0	0- 0	0- 0				
10- 4	0- 0	0- 0	CONFERENCE	2- 2	8- 2	8- 0				
5- 2	0- 0	0- 0	HOME	1- 1	4- 1	4- 0				
5- 2	0- 0	0- 0	AWAY	1- 1	4- 1	4- 0				
0- 0	0- 0	0- 0	NEUTRAL	0- 0	0- 0	0- 0				

RPI 1-25				RPI 26-50				RPI 51-100				RPI 101+				Team's RPI: 113
RPI	S	Opponent	Score	RPI	S	Opponent	Score	RPI	S	Opponent	Score	RPI	S	Opponent	Score	
				29	H	Oklahoma	46 78	73	A	Wyoming	64 53	128	H	BYU	56 54	
				34	A	Northern Colo.	55 44	73	H	Wyoming	49 53	134	H	Idaho	69 83	
				44	H	Gonzaga	65 49	87	H	New Mexico	74 71	143	H	Colorado	67 70	
								92	A	UNLV	52 56	147	A	Fresno St.	45 56	
												165	H	Boise St.	58 62	
												177	A	Denver	61 56	
												202	A	Nevada	65 59	
												248	A	San Diego St.	65 63	
												248	H	San Diego St.	72 43	
												251	A	San Jose St.	73 66	
												251	H	San Jose St.	63 48	
												261	H	Morgan St.	60 44	
												265	H	Prairie View	71 59	
												295	H	Utah St.	56 45	
												307	A	Air Force	40 39	
												307	H	Air Force	61 50	
												335	H	N.C. Central	85 48	

LAST 12 Division I GAMES:																
				251	A	San Jose St.	73 66	92	A	UNLV	52 56					
				307	H	Air Force	61 50	307	A	Air Force	40 39					
				202	A	Nevada	65 59	73	H	Wyoming	49 53					
				73	A	Wyoming	64 53	295	H	Utah St.	56 45					
				87	H	New Mexico	74 71	147	A	Fresno St.	45 56					
				248	H	San Diego St.	72 43	248	A	San Diego St.	65 63					

Non-Div I Games: Eastern N.M. 75 35

Colorado St.

■ Loss,
 ■ Non-Conf, S Site,
 ■ Home
 ■ Away
 N Neutral

Average RPI Win:	233	WON-LOST	WINNING	LAST 10	STRENGTH OF	OPP. STRENGTH	TEAM	ADJ.	CONF.	ADJ CONF.
Average RPI Loss:	111	RECORD	PCT. RANK	GAMES	SCHEDULE	OF SCHEDULE	RPI	RPI	RPI	RPI
DIV. I ONLY	7- 16	274	1- 9	106	127	210	210	9	9	
DIV. I NON-CONF.	6- 9	214	1- 3	124	131	172	172	9	9	
<hr/>										
TOTALS	RPI 1-25	RPI 26-50	W-L RECORDS	RPI 51-100	RPI 101-999	RPI 201+				
7- 16	0- 3	0- 2	OVERALL	0- 4	7- 7	4- 2				
3- 5	0- 1	0- 0	HOME	0- 0	3- 4	1- 1				
4- 8	0- 0	0- 1	AWAY	0- 4	4- 3	3- 1				
0- 3	0- 2	0- 1	NEUTRAL	0- 0	0- 0	0- 0				
6- 9	0- 3	0- 1	NON-CONFERENCE	0- 2	6- 3	3- 1				
3- 2	0- 1	0- 0	HOME	0- 0	3- 1	1- 0				
3- 4	0- 0	0- 0	AWAY	0- 2	3- 2	2- 1				
0- 3	0- 2	0- 1	NEUTRAL	0- 0	0- 0	0- 0				
1- 7	0- 0	0- 1	CONFERENCE	0- 2	1- 4	1- 1				
0- 3	0- 0	0- 0	HOME	0- 0	0- 3	0- 1				
1- 4	0- 0	0- 1	AWAY	0- 2	1- 1	1- 0				
0- 0	0- 0	0- 0	NEUTRAL	0- 0	0- 0	0- 0				

RPI 1-25				RPI 26-50				RPI 51-100				RPI 101+ Team's RPI: 210			
RPI	S	Opponent	Score	RPI	S	Opponent	Score	RPI	S	Opponent	Score	RPI	S	Opponent	Score
3	N	Mississippi St.	54 90	31	A	Princeton	47 69	59	A	Houston	53 77	112	H	Saint Francis (PA)	94 81
13	N	Green Bay	43 61	35	N	Arizona St.	48 72	71	A	Penn	51 70	116	A	Dartmouth	65 88
14	H	Buffalo	63 65					79	A	Harvard	67 85	118	H	Yale	50 73
								93	A	Rice	44 67	130	H	Brown	80 84
												193	A	Providence	73 64
												194	H	Richmond	79 85
												199	A	Hampton	58 60
												201	H	Boston College	68 60
												240	H	Hofstra	75 53
												270	A	Cornell	72 54
												270	H	Cornell	47 57
												290	A	Vermont	73 66
												324	A	UMBC	60 44
												345	A	UMass Lowell	70 77
<hr/>															
LAST 12 Division I GAMES:															
130	H	Brown	80 84	71	A	Penn	51 70	199	A	Hampton	58 60	240	H	Hofstra	75 53
118	H	Yale	50 73	31	A	Princeton	47 69	59	A	Houston	53 77				
116	A	Dartmouth	65 88					93	A	Rice	44 67				
79	A	Harvard	67 85												
270	A	Cornell	72 54												
270	H	Cornell	47 57												

Non-Div I Games:

Columbia

Average RPI Win:	302	WON-LOST	WINNING	LAST 10	STRENGTH OF	OPP. STRENGTH	TEAM	ADJ.	CONF.	ADJ CONF.
Average RPI Loss:	179	RECORD	PCT. RANK	GAMES	SCHEDULE	OF SCHEDULE	RPI	RPI	RPI	RPI
DIV. I ONLY	6- 18	299	4- 6	212	325	305	305	30	30	
DIV. I NON-CONF.	1- 11	331	0- 0	90	180	288	288	30	30	

TOTALS	RPI 1-25	RPI 26-50	W-L RECORDS	RPI 51-100	RPI 101-999	RPI 201+				
6- 18	0- 3	0- 0	OVERALL	0- 1	6- 14	6- 8				
6- 2	0- 1	0- 0	HOME	0- 0	6- 1	6- 0				
0- 14	0- 0	0- 0	AWAY	0- 0	0- 3	0- 3				
0- 2	0- 1	0- 0	NEUTRAL	0- 0	0- 1	0- 1				
1- 11	0- 3	0- 0	NON-CONFERENCE	0- 1	1- 7	1- 4				
1- 1	0- 1	0- 0	HOME	0- 0	1- 0	1- 0				
0- 8	0- 1	0- 0	AWAY	0- 1	0- 6	0- 3				
0- 2	0- 1	0- 0	NEUTRAL	0- 0	0- 1	0- 1				
5- 7	0- 0	0- 0	CONFERENCE	0- 0	5- 7	5- 4				
5- 1	0- 0	0- 0	HOME	0- 0	5- 1	5- 0				
0- 6	0- 0	0- 0	AWAY	0- 0	0- 6	0- 4				
0- 0	0- 0	0- 0	NEUTRAL	0- 0	0- 0	0- 0				

RPI 1-25				RPI 26-50				RPI 51-100				RPI 101+				Team's RPI: 305
RPI	S	Opponent	Score	RPI	S	Opponent	Score	RPI	S	Opponent	Score	RPI	S	Opponent	Score	
5	A	Baylor	54 100					54	A	West Virginia	43 101	122	A	SFA	59 72	
16	N	Missouri	50 73									123	A	Middle Tenn.	39 69	
19	H	Maryland	49 113									126	A	Bethune-Cookman	38 64	
												170	A	Charlotte	49 78	
												199	A	Hampton	35 67	
												199	H	Hampton	48 83	
												203	A	Norfolk St.	57 71	
												217	A	N.C. A&T	63 64	
												257	N	Manhattan	56 74	
												261	H	Morgan St.	55 53	
												273	H	Mt. St. Mary's	68 54	
												278	A	Old Dominion	67 75	
												279	H	UMES	69 63	
												287	A	VCU	47 62	
												306	A	Charleston So.	58 72	
												314	A	South Carolina St.	65 67	
												314	H	South Carolina St.	56 39	
												335	A	N.C. Central	52 60	
												342	H	Savannah St.	66 57	
												343	H	Florida A&M	62 56	

LAST 12 Division I GAMES:																
199	H	Hampton	48 83	261	H	Morgan St.	55 53									
314	A	South Carolina St.	65 67	217	A	N.C. A&T	63 64									
126	A	Bethune-Cookman	38 64	335	A	N.C. Central	52 60									
199	A	Hampton	35 67	343	H	Florida A&M	62 56									
279	H	UMES	69 63	342	H	Savannah St.	66 57									
314	H	South Carolina St.	56 39	203	A	Norfolk St.	57 71									

Non-Div I Games:

Coppin St.

Loss,
Non-Conf,
S Site,
H Home
A Away
N Neutral

C
o
r
n
e
l
lC
o
r
n
e
l
l

Cornel I

Creighton				Through Games Of Feb. 15, 2018							
Average RPI	Win:	117	WON-LOST	WINNING	LAST 10	STRENGTH OF	OPP. STRENGTH	TEAM	ADJ.	CONF.	ADJ CONF.
Average RPI	Loss:	55	RECORD	PCT. RANK	GAMES	SCHEDULE	OF SCHEDULE	RPI	RPI	RPI	RPI
DIV. I ONLY			15- 9	100	6- 4	18	27	37	37	6	6
DIV. I NON-CONF.			6- 4	122	0- 0	10	15	36	36	6	6

TOTALS	RPI 1-25			RPI 26-50		W-L RECORDS	RPI 51-100	RPI 101-999		RPI 201+	
15- 9	1- 4			2- 1		OVERALL	5- 2	7- 2		2- 0	
8- 3	1- 2			1- 1		HOME	2- 0	4- 0		0- 0	
7- 4	0- 1			1- 0		AWAY	3- 2	3- 1		2- 0	
0- 2	0- 1			0- 0		NEUTRAL	0- 0	0- 1		0- 0	
6- 4	0- 2			1- 0		NON-CONFERENCE	2- 1	3- 1		1- 0	
3- 1	0- 1			1- 0		HOME	0- 0	2- 0		0- 0	
3- 1	0- 0			0- 0		AWAY	2- 1	1- 0		1- 0	
0- 2	0- 1			0- 0		NEUTRAL	0- 0	0- 1		0- 0	
9- 5	1- 2			1- 1		CONFERENCE	3- 1	4- 1		1- 0	
5- 2	1- 1			0- 1		HOME	2- 0	2- 0		0- 0	
4- 3	0- 1			1- 0		AWAY	1- 1	2- 1		1- 0	
0- 0	0- 0			0- 0		NEUTRAL	0- 0	0- 0		0- 0	

RPI 1-25				RPI 26-50				Team's RPI: 37				RPI 51-100				RPI 101+			
RPI	S	Opponent	Score	RPI	S	Opponent	Score	RPI	S	Opponent	Score	RPI	S	Opponent	Score	RPI	S	Opponent	Score
6	H	Florida St.	82 92	33	A	Marquette	74 73	52	A	St. John's (NY)	65 72	109	A	Butler	53 59				
8	N	UCLA	63 72	33	H	Marquette	77 92	52	H	St. John's (NY)	53 39	135	H	Georgetown	69 58				
22	A	DePaul	67 77	36	H	South Dakota St.	72 65	60	A	Nebraska	64 49	142	H	UNI	89 78				
22	H	DePaul	54 82					69	A	South Dakota	68 73	151	H	Wichita St.	66 61				
24	H	Villanova	69 54					86	A	Drake	108 100	175	N	Washington	64 67				
								99	A	Seton Hall	68 51	193	A	Providence	87 84				
								99	H	Seton Hall	81 64	193	H	Providence	73 56				
												212	A	Xavier	71 64				
												238	A	Omaha	72 51				
LAST 12 Division I GAMES:																			
193	A	Providence	87 84	109	A	Butler	53 59												
33	A	Marquette	74 73	193	H	Providence	73 56												
22	A	DePaul	67 77	22	H	DePaul	54 82												
99	H	Seton Hall	81 64	33	H	Marquette	77 92												
52	H	St. John's (NY)	53 39	52	A	St. John's (NY)	65 72												
212	A	Xavier	71 64	99	A	Seton Hall	68 51												

Non-Div I Games:

Creighton

Average RPI	Win:	215	WON-LOST	WINNING	LAST 10	STRENGTH OF	OPP. STRENGTH	TEAM	ADJ.	CONF.	ADJ CONF.
Average RPI	Loss:	87	RECORD	PCT. RANK	GAMES	SCHEDULE	OF SCHEDULE	RPI	RPI	RPI	RPI
DIV. I ONLY		12- 9		136	4- 6	121	139	116	116	9	9
DIV. I NON-CONF.		8- 5		111	1- 3	201	216	120	120	9	9

TOTALS	RPI 1-25		RPI 26-50		W-L RECORDS	RPI 51-100		RPI 101-999		RPI 201+	
12- 9	0- 1		0- 1		OVERALL	1- 4		11- 3		6- 0	
9- 2	0- 0		0- 0		HOME	1- 1		8- 1		5- 0	
3- 7	0- 1		0- 1		AWAY	0- 3		3- 2		1- 0	
0- 0	0- 0		0- 0		NEUTRAL	0- 0		0- 0		0- 0	
8- 5	0- 1		0- 0		NON-CONFERENCE	0- 2		8- 2		4- 0	
5- 1	0- 0		0- 0		HOME	0- 1		5- 0		3- 0	
3- 4	0- 1		0- 0		AWAY	0- 1		3- 2		1- 0	
0- 0	0- 0		0- 0		NEUTRAL	0- 0		0- 0		0- 0	
4- 4	0- 0		0- 1		CONFERENCE	1- 2		3- 1		2- 0	
4- 1	0- 0		0- 0		HOME	1- 0		3- 1		2- 0	
0- 3	0- 0		0- 1		AWAY	0- 2		0- 0		0- 0	
0- 0	0- 0		0- 0		NEUTRAL	0- 0		0- 0		0- 0	

RPI	S	Opponent	Score	RPI	S	Opponent	Score	RPI	S	Opponent	Score	RPI	S	Opponent	Score	Team's RPI: 116
7	A	Ohio St.	70 103	31	A	Princeton	63 82	71	A	Penn	47 65	118	H	Yale	39 57	
								79	A	Harvard	65 76	130	H	Brown	78 73	
								79	H	Harvard	63 56	143	A	Colorado	81 75	
								80	A	Albany (NY)	61 76	146	A	Binghamton	64 80	
								83	H	Maine	51 64	158	A	Marist	60 51	
												172	A	Army West Point	56 71	
												178	H	New Hampshire	57 49	
												201	H	Boston College	68 57	
												210	H	Columbia	88 65	
												247	A	Holy Cross	76 74	
												270	H	Cornell	55 40	
												290	H	Vermont	66 56	
												331	H	Rhode Island	70 54	
												344	H	NJIT	81 50	

LAST 12 Division I GAMES:																
31	A	Princeton	63 82	79	A	Harvard	65 76	146	A	Binghamton	64 80	247	A	Holy Cross	76 74	
71	A	Penn	47 65	79	H	Harvard	63 56	80	A	Albany (NY)	61 76	7	A	Ohio St.	70 103	
210	H	Columbia	88 65	146	A	Binghamton	64 80	270	H	Cornell	55 40					
270	H	Cornell	55 40	80	A	Albany (NY)	61 76	118	H	Yale	39 57					
130	H	Brown	78 73	7	A	Ohio St.	70 103									

Non-Div I Games:

Dartmouth

Average RPI	Win: 254	WON-LOST RECORD	WINNING PCT. RANK	LAST 10 GAMES	STRENGTH OF SCHEDULE	OPP. STRENGTH OF SCHEDULE	TEAM RPI	ADJ. RPI	CONF. RPI	ADJ CONF. RPI
Average RPI	Loss: 91									
DIV. I ONLY	10- 16	237	4- 6	73	168	167	167	12	12	
DIV. I NON-CONF.	5- 8	220	0- 0	48	190	127	127	10	10	

TOTALS	RPI 1-25	RPI 26-50	W-L RECORDS	RPI 51-100	RPI 101-999	RPI 201+				
10- 16	0- 1	0- 3	OVERALL	0- 6	10- 6	7- 1				
4- 8	0- 0	0- 2	HOME	0- 4	4- 2	3- 1				
6- 8	0- 1	0- 1	AWAY	0- 2	6- 4	4- 0				
0- 0	0- 0	0- 0	NEUTRAL	0- 0	0- 0	0- 0				
5- 8	0- 1	0- 2	NON-CONFERENCE	0- 2	5- 3	3- 1				
2- 3	0- 0	0- 1	HOME	0- 1	2- 1	1- 1				
3- 5	0- 1	0- 1	AWAY	0- 1	3- 2	2- 0				
0- 0	0- 0	0- 0	NEUTRAL	0- 0	0- 0	0- 0				
5- 8	0- 0	0- 1	CONFERENCE	0- 4	5- 3	4- 0				
2- 5	0- 0	0- 1	HOME	0- 3	2- 1	2- 0				
3- 3	0- 0	0- 0	AWAY	0- 1	3- 2	2- 0				
0- 0	0- 0	0- 0	NEUTRAL	0- 0	0- 0	0- 0				

RPI 1-25				RPI 26-50				RPI 51-100				RPI 101+				Team's RPI: 167	
RPI	S	Opponent	Score	RPI	S	Opponent	Score	RPI	S	Opponent	Score	RPI	S	Opponent	Score		
20	A	NC State	49 73	31	H	Princeton	57 63	56	H	Elon	58 75	108	A	Saint Louis	72 88		
				40	H	Dayton	68 85	57	H	Duquesne	54 79	110	A	George Mason	61 74		
				45	A	UCF	54 62	61	A	Mercer	54 69	133	A	William & Mary	55 73		
								74	A	Fordham	58 66	156	H	Saint Joseph's	62 64		
								74	H	Fordham	45 58	170	H	Charlotte	68 66		
								96	H	George Washington	48 53	174	A	Furman	62 65		
												184	A	High Point	82 74		
												194	A	Richmond	68 65		
												223	H	UNC Asheville	58 50		
												224	H	Gardner-Webb	65 70		
												256	A	St. Bonaventure	75 68		
												260	A	Appalachian St.	59 57		
												283	H	Massachusetts	87 81		
												303	A	Western Caro.	70 57		
												331	A	Rhode Island	79 67		
												331	H	Rhode Island	77 67		
LAST 12 Division I GAMES:																	
156	H	Saint Joseph's	62 64	256	A	St. Bonaventure	75 68										
74	H	Fordham	45 58	96	H	George Washington	48 53										
108	A	Saint Louis	72 88	194	A	Richmond	68 65										
331	A	Rhode Island	79 67	74	A	Fordham	58 66										
40	H	Dayton	68 85	331	H	Rhode Island	77 67										
283	H	Massachusetts	87 81	57	H	Duquesne	54 79										

Non-Div I Games:

Davidson

Average RPI Win: 178

Average RPI Loss: 38

WON-LOST
RECORDWINNING
PCT. RANKLAST 10
GAMESSTRENGTH OF
SCHEDULEOPP. STRENGTH
OF SCHEDULETEAM
RPIADJ.
RPICONF.
RPIADJ CONF.
RPIDIV. I ONLY
DIV. I NON-CONF.20- 4
7- 418
10210- 0
0- 0127
63101
6640
6940
6912
1012
10

TOTALS

RPI 1-25

RPI 26-50

W-L RECORDS

RPI 51-100

RPI 101-999

RPI 201+

20- 4

0- 2

1- 0

OVERALL

7- 2

12- 0

8- 0

10- 1

0- 1

1- 0

HOME

3- 0

6- 0

5- 0

7- 2

0- 0

0- 0

AWAY

2- 2

5- 0

2- 0

3- 1

0- 1

0- 0

NEUTRAL

2- 0

1- 0

1- 0

7- 4

0- 2

1- 0

NON-CONFERENCE

3- 2

3- 0

3- 0

4- 1

0- 1

1- 0

HOME

1- 0

2- 0

2- 0

0- 2

0- 0

0- 0

AWAY

0- 2

0- 0

0- 0

3- 1

0- 1

0- 0

NEUTRAL

2- 0

1- 0

1- 0

13- 0

0- 0

0- 0

CONFERENCE

4- 0

9- 0

5- 0

6- 0

0- 0

0- 0

HOME

2- 0

4- 0

3- 0

7- 0

0- 0

0- 0

AWAY

2- 0

5- 0

2- 0

0- 0

0- 0

0- 0

NEUTRAL

0- 0

0- 0

0- 0

RPI 1-25

RPI 26-50

Team's RPI: 40

RPI 51-100

RPI 101+

RPI	S	Opponent	Score
13	H	Green Bay	64 75
25	N	South Fla.	87 93

RPI	S	Opponent	Score
30	H	Virginia	61 46

RPI	S	Opponent	Score
53	A	Quinnipiac	66 72
57	H	Duquesne	79 70
62	A	Toledo	50 68
74	A	Fordham	63 62
77	H	James Madison	82 54
79	N	Harvard	72 66
96	A	George Washington	57 53
96	H	George Washington	66 55
100	N	Tulane	71 65

RPI	S	Opponent	Score
108	H	Saint Louis	101 76
156	A	Saint Joseph's	65 59
167	A	Davidson	85 68
194	A	Richmond	66 59
231	A	La Salle	76 47
256	H	St. Bonaventure	80 59
261	H	Morgan St.	88 52
283	A	Massachusetts	78 49
287	H	VCU	74 64
331	H	Rhode Island	116 58
337	N	Mississippi Val.	65 46
339	H	Ark.-Pine Bluff	81 43

LAST 12 Division I GAMES:

96	A	George Washington	57 53
283	A	Massachusetts	78 49
287	H	VCU	74 64
57	H	Duquesne	79 70
167	A	Davidson	85 68
194	A	Richmond	66 59

96	H	George Washington	66 55
74	A	Fordham	63 62
108	H	Saint Louis	101 76
256	H	St. Bonaventure	80 59
156	A	Saint Joseph's	65 59
331	H	Rhode Island	116 58

Dayton

Dayton

Non-Div I Games:

Dayton

■ Loss,
 ■ Non-Conf, S Site,
 ■ Home
 ■ Away
 N Neutral

Average RPI Win: 135
Average RPI Loss: 24

WON-LOST
RECORD

WINNING
PCT. RANK

LAST 10
GAMES

STRENGTH OF
SCHEDULE

OPP. STRENGTH
OF SCHEDULE

TEAM
RPI

ADJ.
RPI

CONF.
RPI

ADJ CONF.
RPI

DIV. I ONLY	20- 6	40	9- 1	44	13	22	22	6	6
DIV. I NON-CONF.	8- 4	87	0- 0	27	6	44	44	6	6
TOTALS	RPI 1-25	RPI 26-50	W-L RECORDS	RPI 51-100	RPI 101-999	RPI 201+			
20- 6	0- 3	5- 3	OVERALL	3- 0	12- 0	4- 0			
12- 2	0- 1	3- 1	HOME	3- 0	6- 0	3- 0			
6- 3	0- 2	1- 1	AWAY	0- 0	5- 0	1- 0			
2- 1	0- 0	1- 1	NEUTRAL	0- 0	1- 0	0- 0			
8- 4	0- 2	2- 2	NON-CONFERENCE	1- 0	5- 0	2- 0			
5- 2	0- 1	1- 1	HOME	1- 0	3- 0	2- 0			
1- 1	0- 1	0- 0	AWAY	0- 0	1- 0	0- 0			
2- 1	0- 0	1- 1	NEUTRAL	0- 0	1- 0	0- 0			
12- 2	0- 1	3- 1	CONFERENCE	2- 0	7- 0	2- 0			
7- 0	0- 0	2- 0	HOME	2- 0	3- 0	1- 0			
5- 2	0- 1	1- 1	AWAY	0- 0	4- 0	1- 0			
0- 0	0- 0	0- 0	NEUTRAL	0- 0	0- 0	0- 0			

RPI	S	Opponent	Score
1	H	UConn	69 103
2	A	Notre Dame	82 91
24	A	Villanova	58 84

RPI	S	Opponent	Score
29	H	Oklahoma	111 108
33	A	Marquette	81 93
33	H	Marquette	95 83
34	H	Northern Colo.	88 94
37	A	Creighton	82 54
37	H	Creighton	77 67
44	N	Gonzaga	88 71
48	N	FGCU	84 89

RPI	S	Opponent	Score
52	H	St. John's (NY)	76 67
67	H	IUPUI	85 71
99	H	Seton Hall	89 66

RPI	S	Opponent	Score
108	H	Saint Louis	86 78
109	A	Butler	86 68
109	H	Butler	87 65
135	A	Georgetown	78 62
192	A	Northwestern	92 63
193	A	Providence	71 48
193	H	Providence	81 47
198	N	Memphis	81 67
212	A	Xavier	73 72
212	H	Xavier	79 48
309	H	Loyola Chicago	88 47
329	H	Delaware St.	110 71

LAST 12 Division I GAMES:

212	A	Xavier	73 72	24	A	Villanova	58 84
109	A	Butler	86 68	109	H	Butler	87 65
193	H	Providence	81 47	212	H	Xavier	79 48
37	H	Creighton	77 67	37	A	Creighton	82 54
33	H	Marquette	95 83	193	A	Providence	71 48
135	A	Georgetown	78 62	33	A	Marquette	81 93

Non-Div I Games:

DePaul

Delaware

Delaware				Through Games Of Feb. 15, 2018						
Average RPI Win:	220	WON-LOST	WINNING	LAST 10	STRENGTH OF	OPP. STRENGTH	TEAM	ADJ.	CONF.	ADJ CONF.
Average RPI Loss:	123	RECORD	PCT. RANK	GAMES	SCHEDULE	OF SCHEDULE	RPI	RPI	RPI	RPI
DIV. I ONLY	15- 8	90	7- 3	216	175	117	117	10	10	
DIV. I NON-CONF.	7- 4	102	0- 0	270	209	144	144	12	12	

TOTALS	RPI 1-25	RPI 26-50	W-L RECORDS	RPI 51-100	RPI 101-999	RPI 201+				
15- 8	0- 1	0- 1	OVERALL	2- 2	13- 4	10- 1				
8- 2	0- 0	0- 0	HOME	2- 0	6- 2	5- 0				
6- 5	0- 1	0- 1	AWAY	0- 2	6- 1	4- 0				
1- 1	0- 0	0- 0	NEUTRAL	0- 0	1- 1	1- 1				
7- 4	0- 1	0- 1	NON-CONFERENCE	1- 0	6- 2	4- 1				
3- 1	0- 0	0- 0	HOME	1- 0	2- 1	2- 0				
3- 2	0- 1	0- 1	AWAY	0- 0	3- 0	1- 0				
1- 1	0- 0	0- 0	NEUTRAL	0- 0	1- 1	1- 1				
8- 4	0- 0	0- 0	CONFERENCE	1- 2	7- 2	6- 0				
5- 1	0- 0	0- 0	HOME	1- 0	4- 1	3- 0				
3- 3	0- 0	0- 0	AWAY	0- 2	3- 1	3- 0				
0- 0	0- 0	0- 0	NEUTRAL	0- 0	0- 0	0- 0				

RPI 1-25				RPI 26-50				RPI 51-100				RPI 101+ Team's RPI: 117			
RPI	S	Opponent	Score	RPI	S	Opponent	Score	RPI	S	Opponent	Score	RPI	S	Opponent	Score
14	A	Buffalo	73 87	31	A	Princeton	60 78	55	H	American	72 56	133	H	William & Mary	68 59
								56	A	Elon	51 64	139	A	Northeastern	59 73
								56	H	Elon	80 66	139	H	Northeastern	53 64
								58	A	Drexel	53 74	157	A	Hartford	72 63
												172	A	Army West Point	70 59
												195	H	Boston U.	79 85
												235	H	Loyola Maryland	71 38
												240	A	Hofstra	58 51
												240	H	Hofstra	61 41
												253	A	Col. of Charleston	68 59
												256	A	St. Bonaventure	53 52
												259	H	Towson	51 49
												282	A	UNCW	82 49
												282	H	UNCW	80 62
												329	H	Delaware St.	84 49
												346	N	Eastern Ill.	66 37
												348	N	Saint Peter's	87 90

LAST 12 Division I GAMES:															
240	H	Hofstra	61 41	282	A	UNCW	82 49	240	A	Hofstra	58 51	253	A	Col. of Charleston	68 59
133	H	William & Mary	68 59	259	H	Towson	51 49	56	H	Elon	80 66	58	A	Drexel	53 74
139	A	Northeastern	59 73												
282	H	UNCW	80 62												
139	H	Northeastern	53 64												
56	A	Elon	51 64												

Non-Div I Games:

Delaware

Average RPI Win:	316	WON-LOST	WINNING	LAST 10	STRENGTH OF	OPP. STRENGTH	TEAM	ADJ.	CONF.	ADJ CONF.
Average RPI Loss:	183	RECORD	PCT. RANK	GAMES	SCHEDULE	OF SCHEDULE	RPI	RPI	RPI	RPI
DIV. I ONLY	4- 20	319	3- 7	259	295	329	329	30	30	
DIV. I NON-CONF.	1- 12	335	0- 1	178	121	322	322	30	30	

TOTALS	RPI 1-25	RPI 26-50	W-L RECORDS	RPI 51-100	RPI 101-999	RPI 201+				
4- 20	0- 1	0- 1	OVERALL	0- 1	4- 17	4- 8				
3- 6	0- 0	0- 0	HOME	0- 1	3- 5	3- 3				
1- 12	0- 0	0- 0	AWAY	0- 0	1- 5	1- 3				
0- 2	0- 0	0- 0	NEUTRAL	0- 0	0- 2	0- 0				
1- 12	0- 1	0- 1	NON-CONFERENCE	0- 1	1- 9	1- 2				
1- 3	0- 0	0- 0	HOME	0- 1	1- 2	1- 1				
0- 7	0- 1	0- 1	AWAY	0- 0	0- 5	0- 1				
0- 2	0- 0	0- 0	NEUTRAL	0- 0	0- 2	0- 0				
3- 8	0- 0	0- 0	CONFERENCE	0- 0	3- 8	3- 6				
2- 3	0- 0	0- 0	HOME	0- 0	2- 3	2- 2				
1- 5	0- 0	0- 0	AWAY	0- 0	1- 5	1- 4				
0- 0	0- 0	0- 0	NEUTRAL	0- 0	0- 0	0- 0				

RPI 1-25				RPI 26-50				RPI 51-100				RPI 101+ Team's RPI: 329			
RPI	S	Opponent	Score	RPI	S	Opponent	Score	RPI	S	Opponent	Score	RPI	S	Opponent	Score
22	A	DePaul	71 110	46	A	Michigan	36 105	58	H	Drexel	52 73	117	A	Delaware	49 84
												126	H	Bethune-Cookman	60 68
												141	N	Ole Miss	58 110
												145	H	Robert Morris	42 65
												160	A	Florida	51 85
												166	A	Kansas	49 81
												182	N	Stetson	43 58
												191	A	Temple	72 96
												199	A	Hampton	62 66
												203	A	Norfolk St.	50 72
												217	A	N. C. A&T	55 75
												217	H	N. C. A&T	48 66
												225	A	Fla. Atlantic	67 90
												231	H	La Salle	48 71
												261	A	Morgan St.	62 54
												314	H	South Carolina St.	58 44
												335	A	N. C. Central	60 76
												335	H	N. C. Central	67 74
												342	H	Savannah St.	93 79
												343	A	Florida A&M	54 59
												347	H	Longwood	60 56
LAST 12 Division I GAMES:															
203	A	Norfolk St.	50 72	343	A	Florida A&M	54 59								
335	A	N. C. Central	60 76	199	A	Hampton	62 66								
217	A	N. C. A&T	55 75	217	H	N. C. A&T	48 66								
342	H	Savannah St.	93 79	314	H	South Carolina St.	58 44								
261	A	Morgan St.	62 54	335	H	N. C. Central	67 74								
126	H	Bethune-Cookman	60 68	182	N	Stetson	43 58								

Non-Div I Games:

Del aware St.

Loss,
Non-Conf,
S Site,
H Home
A Away
N Neutral

Average RPI Win: **287**
Average RPI Loss: **80**

WON-LOST
RECORD

WINNING
PCT. RANK

LAST 10
GAMES

STRENGTH OF
SCHEDULE

OPP. STRENGTH
OF SCHEDULE

TEAM
RPI

ADJ.
RPI

CONF.
RPI

ADJ CONF.
RPI

DIV. I ONLY	14- 12	154	5- 5	230	188	177	177	15	15
DIV. I NON-CONF.	8- 6	143	1- 0	293	204	206	206	17	17
<hr/>									
TOTALS	RPI 1-25	RPI 26-50	W-L RECORDS	RPI 51-100	RPI 101-999	RPI 201+			
14- 12	0- 0	0- 3	OVERALL	0- 6	14- 3	13- 0			
5- 5	0- 0	0- 2	HOME	0- 2	5- 1	4- 0			
8- 5	0- 0	0- 1	AWAY	0- 2	8- 2	8- 0			
1- 2	0- 0	0- 0	NEUTRAL	0- 2	1- 0	1- 0			
8- 6	0- 0	0- 1	NON-CONFERENCE	0- 4	8- 1	8- 0			
2- 3	0- 0	0- 1	HOME	0- 1	2- 1	2- 0			
5- 1	0- 0	0- 0	AWAY	0- 1	5- 0	5- 0			
1- 2	0- 0	0- 0	NEUTRAL	0- 2	1- 0	1- 0			
6- 6	0- 0	0- 2	CONFERENCE	0- 2	6- 2	5- 0			
3- 2	0- 0	0- 1	HOME	0- 1	3- 0	2- 0			
3- 4	0- 0	0- 1	AWAY	0- 1	3- 2	3- 0			
0- 0	0- 0	0- 0	NEUTRAL	0- 0	0- 0	0- 0			

RPI 1-25				RPI 26-50				RPI 51-100				RPI 101+ Team's RPI: 177			
RPI	S	Opponent	Score	RPI	S	Opponent	Score	RPI	S	Opponent	Score	RPI	S	Opponent	Score
				34	H	Northern Colo.	63 71	55	A	American	53 66	101	A	Western Ill.	93 118
				36	A	South Dakota St.	59 95	69	A	South Dakota	51 79	113	H	Colorado St.	56 61
				36	H	South Dakota St.	58 69	69	H	South Dakota	60 82	196	A	Oral Roberts	60 90
								73	H	Wyoming	51 61	196	H	Oral Roberts	70 54
								89	N	Liberty	69 82	214	N	Eastern Mich.	60 54
								91	N	Miami (OH)	52 69	238	A	Omaha	85 74
												271	A	UMKC	77 68
												275	A	North Dakota St.	78 73
												275	H	North Dakota St.	98 79
												295	A	Utah St.	74 72
												307	A	Air Force	75 54
												315	H	Northern Ariz.	80 73
												316	A	Cal St. Fullerton	83 58
												324	A	UMBC	70 48
												328	H	Utah Valley	72 53
												330	A	Fort Wayne	73 55
												330	H	Fort Wayne	86 65
<hr/>															
LAST 12 Division I GAMES:															
				196	H	Oral Roberts	70 54	196	A	Oral Roberts	60 90				
				275	A	North Dakota St.	78 73	238	A	Omaha	85 74				
				36	A	South Dakota St.	59 95	275	H	North Dakota St.	98 79				
				330	H	Fort Wayne	86 65	36	H	South Dakota St.	58 69				
				69	H	South Dakota	60 82	330	A	Fort Wayne	73 55				
				101	A	Western Ill.	93 118	328	H	Utah Valley	72 53				

Non-Div I Games: Chadron St. 99 55

Denver

Average RPI Win: 334	WON-LOST RECORD	WINNING PCT. RANK	LAST 10 GAMES	STRENGTH OF SCHEDULE	OPP. STRENGTH OF SCHEDULE	TEAM RPI	ADJ. RPI	CONF. RPI	ADJ CONF. RPI
Average RPI Loss: 138									
DIV. I ONLY	2- 23	341	2- 8	173	113	318	318	11	11
DIV. I NON-CONF.	0- 11	337	0- 0	223	31	334	334	15	15

TOTALS	RPI 1-25	RPI 26-50	W-L RECORDS	RPI 51-100	RPI 101-999	RPI 201+			
2- 23	0- 1	0- 1	OVERALL	0- 6	2- 15	2- 7			
1- 11	0- 1	0- 1	HOME	0- 3	1- 6	1- 3			
1- 10	0- 0	0- 0	AWAY	0- 3	1- 7	1- 3			
0- 2	0- 0	0- 0	NEUTRAL	0- 0	0- 2	0- 1			
0- 11	0- 0	0- 1	NON-CONFERENCE	0- 3	0- 7	0- 4			
0- 5	0- 0	0- 1	HOME	0- 2	0- 2	0- 2			
0- 4	0- 0	0- 0	AWAY	0- 1	0- 3	0- 1			
0- 2	0- 0	0- 0	NEUTRAL	0- 0	0- 2	0- 1			
2- 12	0- 1	0- 0	CONFERENCE	0- 3	2- 8	2- 3			
1- 6	0- 1	0- 0	HOME	0- 1	1- 4	1- 1			
1- 6	0- 0	0- 0	AWAY	0- 2	1- 4	1- 2			
0- 0	0- 0	0- 0	NEUTRAL	0- 0	0- 0	0- 0			

RPI	S	Opponent	Score	RPI	S	Opponent	Score	RPI	S	Opponent	Score	RPI	S	Opponent	Score	Team's RPI: 318
13	H	Green Bay	27 85	46	H	Michigan	50 86	62	H	Toledo	64 81	105	A	Western Mich.	62 74	
								63	H	Michigan St.	60 97	111	A	Cleveland St.	50 75	
								67	A	IUPUI	62 90	111	H	Cleveland St.	76 90	
								91	A	Miami (OH)	64 91	125	H	Milwaukee	61 70	
								98	A	Wright St.	55 85	137	N	Clemson	44 72	
								98	H	Wright St.	60 88	144	A	Kent St.	74 82	
												181	A	Youngstown St.	59 76	
												181	H	Youngstown St.	52 72	
												206	H	Bowling Green	81 85	
												213	A	Illinois	65 73	
												214	H	Eastern Mich.	76 78	
												216	N	North Texas	57 63	
												219	A	Oakland	50 83	
												242	A	Northern Ky.	60 64	
												242	H	Northern Ky.	67 78	
												334	A	Ill. -Chicago	61 58	
												334	H	Ill. -Chicago	73 60	
LAST 12 Division I GAMES:																
334	H	Ill. -Chicago	73 60	125	H	Milwaukee	61 70									
242	A	Northern Ky.	60 64	13	H	Green Bay	27 85									
98	A	Wright St.	55 85	334	A	Ill. -Chicago	61 58									
181	H	Youngstown St.	52 72	67	A	IUPUI	62 90									
111	H	Cleveland St.	76 90	98	H	Wright St.	60 88									
219	A	Oakland	50 83	242	H	Northern Ky.	67 78									

Non-Div I Games:

Detroit Mercy

Average RPI Win:	216	WON-LOST	WINNING	LAST 10	STRENGTH OF	OPP. STRENGTH	TEAM	ADJ.	CONF.	ADJ CONF.
Average RPI Loss:	49	RECORD	PCT. RANK	GAMES	SCHEDULE	OF SCHEDULE	RPI	RPI	RPI	RPI
DIV. I ONLY	17- 7	61	10- 0	135	149	86	86	24	24	
DIV. I NON-CONF.	4- 7	226	0- 0	12	27	132	132	22	22	
TOTALS	RPI 1-25	RPI 26-50	W-L RECORDS	RPI 51-100	RPI 101-999	RPI 201+				
17- 7	0- 2	0- 2	OVERALL	1- 2	16- 1	9- 0				
10- 3	0- 0	0- 2	HOME	1- 1	9- 0	4- 0				
6- 3	0- 2	0- 0	AWAY	0- 1	6- 0	4- 0				
1- 1	0- 0	0- 0	NEUTRAL	0- 0	1- 1	1- 0				
4- 7	0- 2	0- 2	NON-CONFERENCE	1- 2	3- 1	1- 0				
3- 3	0- 0	0- 2	HOME	1- 1	2- 0	0- 0				
0- 3	0- 2	0- 0	AWAY	0- 1	0- 0	0- 0				
1- 1	0- 0	0- 0	NEUTRAL	0- 0	1- 1	1- 0				
13- 0	0- 0	0- 0	CONFERENCE	0- 0	13- 0	8- 0				
7- 0	0- 0	0- 0	HOME	0- 0	7- 0	4- 0				
6- 0	0- 0	0- 0	AWAY	0- 0	6- 0	4- 0				
0- 0	0- 0	0- 0	NEUTRAL	0- 0	0- 0	0- 0				

RPI	S	Opponent	Score	RPI	S	Opponent	Score	RPI	S	Opponent	Score	RPI	S	Opponent	Score
9	A	Oregon	77 110	36	H	South Dakota St.	78 85	60	H	Nebraska	84 89	102	H	Iowa St.	83 80
17	A	Iowa	66 79	37	H	Creighton	100 108	73	A	Wyoming	61 75	107	A	Missouri St.	80 68
								89	H	Liberty	96 68	107	H	Missouri St.	84 65
												110	N	George Mason	75 87
												125	H	Milwaukee	77 73
												142	H	UNI	81 64
												161	A	Southern Ill.	75 64
												161	H	Southern Ill.	84 73
												250	A	Bradley	84 75
												255	A	Illinois St.	65 58
												269	A	Indiana St.	84 51
												269	H	Indiana St.	85 64
												285	H	Valparaiso	86 50
												309	H	Loyola Chicago	72 46
												337	N	Mississippi Val.	96 60
												349	A	Evansville	101 50
												349	H	Evansville	107 66
LAST 12 Division I GAMES:															
269	A	Indiana St.	84 51	142	H	UNI	81 64								
349	A	Evansville	101 50	349	H	Evansville	107 66								
107	H	Missouri St.	84 65	269	H	Indiana St.	85 64								
161	H	Southern Ill.	84 73	161	A	Southern Ill.	75 64								
250	A	Bradley	84 75	107	A	Missouri St.	80 68								
255	A	Illinois St.	65 58	309	H	Loyola Chicago	72 46								

Non-Div I Games: Iowa Wesleyan 102 25

Drake

Average RPI Win:	202	WON-LOST	WINNING	LAST 10	STRENGTH OF	OPP. STRENGTH	TEAM	ADJ.	CONF.	ADJ CONF.
Average RPI Loss:	62	RECORD	PCT. RANK	GAMES	SCHEDULE	OF SCHEDULE	RPI	RPI	RPI	RPI
DIV. I ONLY	19- 6	45	8- 2	148	133	58	58	10	10	
DIV. I NON-CONF.	8- 4	87	0- 0	192	101	91	91	12	12	
<hr/>										
TOTALS	RPI 1-25	RPI 26-50	W-L RECORDS	RPI 51-100	RPI 101-999	RPI 201+				
19- 6	0- 0	0- 1	OVERALL	1- 5	18- 0	11- 0				
10- 0	0- 0	0- 0	HOME	1- 0	9- 0	6- 0				
8- 4	0- 0	0- 1	AWAY	0- 3	8- 0	5- 0				
1- 2	0- 0	0- 0	NEUTRAL	0- 2	1- 0	0- 0				
8- 4	0- 0	0- 1	NON-CONFERENCE	0- 3	8- 0	5- 0				
4- 0	0- 0	0- 0	HOME	0- 0	4- 0	3- 0				
3- 2	0- 0	0- 1	AWAY	0- 1	3- 0	2- 0				
1- 2	0- 0	0- 0	NEUTRAL	0- 2	1- 0	0- 0				
11- 2	0- 0	0- 0	CONFERENCE	1- 2	10- 0	6- 0				
6- 0	0- 0	0- 0	HOME	1- 0	5- 0	3- 0				
5- 2	0- 0	0- 0	AWAY	0- 2	5- 0	3- 0				
0- 0	0- 0	0- 0	NEUTRAL	0- 0	0- 0	0- 0				

RPI S Opponent	Score	RPI S Opponent	Score	RPI S Opponent	Score	RPI S Opponent	Score
		32 A Syracuse	62 72	54 N West Virginia	42 75	109 N Butler	76 62
				56 A El on	58 70	117 H Delaware	74 53
				56 H El on	58 56	124 H Bucknell	63 54
				72 N Virginia Tech	67 79	133 A William & Mary	65 58
				77 A James Madi son	48 56	139 A Northeastern	69 58
				81 A Penn St.	70 84	139 H Northeastern	58 50
						156 A Saint Joseph's	65 58
						231 H La Salle	79 54
						234 H Lafayette	52 37
						240 A Hofstra	58 47
						240 H Hofstra	47 38
						244 A Niagara	66 65
						253 A Col. of Charleston	80 53
						259 H Towson	78 53
						270 H Cornell	61 39
						282 A UNCW	58 40
						282 H UNCW	68 42
						329 A Delaware St.	73 52
LAST 12 Division I GAMES:							
282 A UNCW	58 40	240 A Hofstra	58 47				
56 A El on	58 70	139 A Northeastern	69 58				
253 A Col. of Charleston	80 53	282 H UNCW	68 42				
259 H Towson	78 53	77 A James Madi son	48 56				
139 H Northeastern	58 50	133 A William & Mary	65 58				
56 H El on	58 56	240 H Hofstra	47 38				

Non-Div I Games:

Drexel

Average RPI Win:	138	WON-LOST	WINNING	LAST 10	STRENGTH OF	OPP. STRENGTH	TEAM	ADJ.	CONF.	ADJ CONF.
Average RPI Loss:	33	RECORD	PCT. RANK	GAMES	SCHEDULE	OF SCHEDULE	RPI	RPI	RPI	RPI
DIV. I ONLY	20- 7	50	7- 3	30	33	18	18	1	1	
DIV. I NON-CONF.	11- 2	22	0- 0	71	119	18	18	1	1	

TOTALS	RPI 1-25	RPI 26-50	W-L RECORDS	RPI 51-100	RPI 101-999	RPI 201+				
20- 7	2- 4	2- 1	OVERALL	7- 1	9- 1	5- 0				
14- 1	2- 1	2- 0	HOME	5- 0	5- 0	3- 0				
6- 6	0- 3	0- 1	AWAY	2- 1	4- 1	2- 0				
0- 0	0- 0	0- 0	NEUTRAL	0- 0	0- 0	0- 0				
11- 2	1- 2	1- 0	NON-CONFERENCE	3- 0	6- 0	5- 0				
9- 0	1- 0	1- 0	HOME	3- 0	4- 0	3- 0				
2- 2	0- 2	0- 0	AWAY	0- 0	2- 0	2- 0				
0- 0	0- 0	0- 0	NEUTRAL	0- 0	0- 0	0- 0				
9- 5	1- 2	1- 1	CONFERENCE	4- 1	3- 1	0- 0				
5- 1	1- 1	1- 0	HOME	2- 0	1- 0	0- 0				
4- 4	0- 1	0- 1	AWAY	2- 1	2- 1	0- 0				
0- 0	0- 0	0- 0	NEUTRAL	0- 0	0- 0	0- 0				

RPI	S	Opponent	Score	RPI	S	Opponent	Score	RPI	S	Opponent	Score	RPI	S	Opponent	Score
2	H	Notre Dame	54 72	30	H	Virginia	55 48	51	A	Miami (FL)	48 51	106	A	North Carolina	86 92
4	A	Louisville	60 66	32	A	Syracuse	65 68	64	H	Georgia Tech	77 59	137	A	Clemson	60 35
7	H	Ohio St.	69 60	49	H	Oregon St.	72 65	72	A	Virginia Tech	86 75	168	A	Pittsburgh	58 46
15	A	South Carolina	52 72					73	H	Wyoming	63 40	184	H	High Point	77 50
20	H	NC State	69 56					83	H	Maine	69 39	201	H	Boston College	75 50
24	A	Villanova	55 64					89	H	Liberty	68 51	230	H	UNCG	85 54
								97	A	Wake Forest	80 67	268	A	Grand Canyon	74 61
								97	H	Wake Forest	59 51	277	H	Presbyterian	79 45
												278	A	Old Dominion	84 51
												341	H	Winthrop	101 30

LAST 12 Division I GAMES:															
32	A	Syracuse	65 68	201	H	Boston College	75 50								
137	A	Clemson	60 35	106	A	North Carolina	86 92								
97	H	Wake Forest	59 51	72	A	Virginia Tech	86 75								
2	H	Notre Dame	54 72	30	H	Virginia	55 48								
64	H	Georgia Tech	77 59	97	A	Wake Forest	80 67								
168	A	Pittsburgh	58 46	20	H	NC State	69 56								

Non-Div I Games:

Duke

D
u
q
u
e
s
n
e

Duquesne				Through Games Of Feb. 15, 2018							
Average RPI	Win:	189	WON-LOST	WINNING	LAST 10	STRENGTH OF	OPP. STRENGTH	TEAM	ADJ.	CONF.	ADJ CONF.
Average RPI	Loss:	100	RECORD	PCT. RANK	GAMES	SCHEDULE	OF SCHEDULE	RPI	RPI	RPI	RPI
DIV. I ONLY			21- 5	25	8- 2	185	98	57	57	12	12
DIV. I NON-CONF.			10- 3	52	0- 0	171	50	55	55	10	10

TOTALS		RPI 1-25		RPI 26-50		W-L RECORDS		RPI 51-100	RPI 101-999	RPI 201+	
21- 5		0- 1		2- 1		OVERALL		2- 0	17- 3	10- 0	
11- 1		0- 0		1- 0		HOME		1- 0	9- 1	7- 0	
9- 3		0- 0		1- 1		AWAY		1- 0	7- 2	2- 0	
1- 1		0- 1		0- 0		NEUTRAL		0- 0	1- 0	1- 0	
10- 3		0- 1		2- 0		NON-CONFERENCE		1- 0	7- 2	5- 0	
6- 0		0- 0		1- 0		HOME		1- 0	4- 0	3- 0	
3- 2		0- 0		1- 0		AWAY		0- 0	2- 2	1- 0	
1- 1		0- 1		0- 0		NEUTRAL		0- 0	1- 0	1- 0	
11- 2		0- 0		0- 1		CONFERENCE		1- 0	10- 1	5- 0	
5- 1		0- 0		0- 0		HOME		0- 0	5- 1	4- 0	
6- 1		0- 0		0- 1		AWAY		1- 0	5- 0	1- 0	
0- 0		0- 0		0- 0		NEUTRAL		0- 0	0- 0	0- 0	

RPI 1-25				RPI 26-50				RPI 51-100 Team's RPI: 57				RPI 101+			
RPI	S	Opponent	Score	RPI	S	Opponent	Score	RPI	S	Opponent	Score	RPI	S	Opponent	Score
1	N	UConn	52 104	26	H	Central Mich.	64 61	62	H	Toledo	73 54	108	A	Saint Louis	76 66
				30	A	Virginia	74 63	96	A	George Washington	54 53	110	H	George Mason	71 64
				40	A	Dayton	70 79					112	H	Saint Francis (PA)	87 68
												131	A	ETSU	77 81
												156	A	Saint Joseph's	61 42
												156	H	Saint Joseph's	50 69
												167	A	Dav idson	79 54
												168	A	Pi ttsburgh	66 53
												170	A	Charlotte	72 75
												194	A	Ri chmond	78 70
												215	H	Akron	66 60
												217	N	N. C. A&T	73 60
												231	H	La Salle	78 50
												256	H	St. Bonaventure	73 59
												283	H	Massachusetts	60 57
												287	A	VCU	70 51
												287	H	VCU	80 71
												291	H	Central Conn. St.	83 58
												336	H	Iona	80 59
												341	A	Winthrop	81 54

LAST 12 Division I GAMES:															
				108	A	Saint Louis	76 66	156	A	Saint Joseph's	61 42				
				156	H	Saint Joseph's	50 69	110	H	George Mason	71 64				
				287	H	VCU	80 71	231	H	La Salle	78 50				
				194	A	Ri chmond	78 70	96	A	George Washi ngton	54 53				
				40	A	Dayton	70 79	287	A	VCU	70 51				
				256	H	St. Bonaventure	73 59	167	A	Davi dson	79 54				

Non-Di v I Games:

Duquesne

D
u
q
u
e
s
n
e

Average RPI Win:	225	WON-LOST	WINNING	LAST 10	STRENGTH OF	OPP. STRENGTH	TEAM	ADJ.	CONF.	ADJ CONF.
Average RPI Loss:	88	RECORD	PCT. RANK	GAMES	SCHEDULE	OF SCHEDULE	RPI	RPI	RPI	RPI
DIV. I ONLY	15- 10	115	8- 2	196	94	131	131	17	17	
DIV. I NON-CONF.	6- 8	209	0- 0	163	20	163	163	16	16	

TOTALS	RPI 1-25	RPI 26-50	W-L RECORDS	RPI 51-100	RPI 101-999	RPI 201+				
15- 10	0- 3	0- 0	OVERALL	1- 4	14- 3	9- 2				
8- 3	0- 0	0- 0	HOME	1- 2	7- 1	4- 1				
7- 4	0- 2	0- 0	AWAY	0- 1	7- 1	5- 1				
0- 3	0- 1	0- 0	NEUTRAL	0- 1	0- 1	0- 0				
6- 8	0- 3	0- 0	NON-CONFERENCE	1- 3	5- 2	4- 1				
3- 2	0- 0	0- 0	HOME	1- 1	2- 1	1- 1				
3- 3	0- 2	0- 0	AWAY	0- 1	3- 0	3- 0				
0- 3	0- 1	0- 0	NEUTRAL	0- 1	0- 1	0- 0				
9- 2	0- 0	0- 0	CONFERENCE	0- 1	9- 1	5- 1				
5- 1	0- 0	0- 0	HOME	0- 1	5- 0	3- 0				
4- 1	0- 0	0- 0	AWAY	0- 0	4- 1	2- 1				
0- 0	0- 0	0- 0	NEUTRAL	0- 0	0- 0	0- 0				

RPI 1-25				RPI 26-50				RPI 51-100				RPI 101+				Team's RPI: 131
RPI	S	Opponent	Score	RPI	S	Opponent	Score	RPI	S	Opponent	Score	RPI	S	Opponent	Score	
2	N	Notre Dame	46 77					57	H	Duquesne	81 77	105	N	Western Mi ch.	79 87	
10	A	Tennessee	49 87					59	A	Houston	69 88	115	A	Chattanooga	61 55	
20	A	NC State	58 70					61	H	Mercer	65 85	115	H	Chattanooga	65 58	
								63	H	Michigan St.	74 83	132	H	Cincinnati	87 77	
								88	N	Washington St.	76 80	149	H	Samford	76 48	
												174	A	Furman	69 57	
												230	A	UNCG	61 65	
												230	H	UNCG	60 52	
												242	H	Northern Ky.	45 57	
												260	A	Appalachian St.	70 57	
												298	A	Murray St.	96 68	
												299	A	Wofford	61 58	
												299	H	Wofford	82 53	
												300	H	Tennessee Tech	74 55	
												303	A	Western Caro.	76 46	
												303	H	Western Caro.	66 50	
												341	A	Winthrop	74 63	

LAST 12 Division I GAMES:																
299	H	Wofford	82 53	299	A	Wofford	61 58	174	A	Furman	69 57	115	H	Chattanooga	65 58	
115	A	Chattanooga	61 55	174	A	Furman	69 57	115	H	Chattanooga	65 58	230	A	UNCG	60 52	
303	A	Western Caro.	76 46	115	H	Chattanooga	65 58	230	H	UNCG	60 52	149	H	Samford	76 48	
230	A	UNCG	61 65	230	H	UNCG	60 52	303	H	Western Caro.	66 50	61	H	Mercer	65 85	
149	H	Samford	76 48	303	H	Western Caro.	66 50	242	H	Northern Ky.	45 57					
61	H	Mercer	65 85	242	H	Northern Ky.	45 57									

Non-Div I Games: North Greenville 90 67

ETSU

Average RPI Win:	220	WON-LOST	WINNING	LAST 10	STRENGTH OF	OPP. STRENGTH	TEAM	ADJ.	CONF.	ADJ CONF.
Average RPI Loss:	146	RECORD	PCT. RANK	GAMES	SCHEDULE	OF SCHEDULE	RPI	RPI	RPI	RPI
DIV. I ONLY	14- 11	142	6- 4	240	135	204	204	8	8	
DIV. I NON-CONF.	8- 5	111	0- 0	316	341	251	251	7	7	

TOTALS	RPI 1-25	RPI 26-50	W-L RECORDS	RPI 51-100	RPI 101-999	RPI 201+				
14- 11	0- 2	0- 0	OVERALL	1- 1	13- 8	7- 1				
11- 4	0- 1	0- 0	HOME	1- 0	10- 3	5- 0				
2- 5	0- 0	0- 0	AWAY	0- 1	2- 0	1- 0				
1- 2	0- 0	0- 0	NEUTRAL	0- 0	1- 2	1- 0				
8- 5	0- 0	0- 0	NON-CONFERENCE	0- 0	8- 5	7- 1				
6- 2	0- 0	0- 0	HOME	0- 0	6- 2	5- 0				
1- 1	0- 0	0- 0	AWAY	0- 0	1- 1	1- 1				
1- 2	0- 0	0- 0	NEUTRAL	0- 0	1- 2	1- 0				
6- 6	0- 2	0- 0	CONFERENCE	1- 1	5- 3	0- 0				
5- 2	0- 1	0- 0	HOME	1- 0	4- 1	0- 0				
1- 4	0- 1	0- 0	AWAY	0- 1	1- 2	0- 0				
0- 0	0- 0	0- 0	NEUTRAL	0- 0	0- 0	0- 0				

RPI 1-25				RPI 26-50				RPI 51-100				RPI 101+ Team's RPI: 204			
RPI	S	Opponent	Score	RPI	S	Opponent	Score	RPI	S	Opponent	Score	RPI	S	Opponent	Score
1	H	UConn	35 96					59	H	Houston	80 78	132	A	Cincinnati	79 70
25	A	South Fla.	47 88					100	A	Tulane	58 64	132	H	Cincinnati	54 66
												133	H	William & Mary	65 71
												151	H	Wichita St.	77 67
												153	N	UTEP	79 93
												170	H	Charlotte	58 55
												171	H	Tulsa	73 67
												187	A	SMU	51 65
												187	H	SMU	76 47
												194	H	Richmond	64 65
												197	N	Jacksonville St.	73 82
												198	A	Memphis	36 72
												198	H	Memphis	75 62
												203	H	Norfolk St.	51 46
												274	N	Rider	66 63
												279	H	UMES	64 54
												282	A	UNCW	62 66
												284	H	USC Upstate	66 53
												301	A	Kennesaw St.	66 56
												335	H	N.C. Central	73 61
												342	H	Savannah St.	103 37

LAST 12 Division I GAMES:															
198	H	Memphis	75 62	59	H	Houston	80 78	187	A	SMU	51 65				
25	A	South Fla.	47 88	171	H	Tulsa	73 67	198	A	Memphis	36 72				
187	H	SMU	76 47	1	H	UConn	35 96	132	H	Cincinnati	54 66				
151	H	Wichita St.	77 67	100	A	Tulane	58 64								

Non-Div I Games:

East Carolina

Average RPI Win:	341	WON-LOST	WINNING	LAST 10	STRENGTH OF	OPP. STRENGTH	TEAM	ADJ.	CONF.	ADJ CONF.
Average RPI Loss:	205	RECORD	PCT. RANK	GAMES	SCHEDULE	OF SCHEDULE	RPI	RPI	RPI	RPI
DIV. I ONLY	2- 24	345	0- 10	284	324	346	346	25	25	
DIV. I NON-CONF.	1- 10	327	0- 0	284	325	344	344	27	27	

TOTALS	RPI 1-25	RPI 26-50	W-L RECORDS	RPI 51-100	RPI 101-999	RPI 201+				
2- 24	0- 0	0- 0	OVERALL	0- 3	2- 21	2- 13				
2- 10	0- 0	0- 0	HOME	0- 1	2- 9	2- 6				
0- 13	0- 0	0- 0	AWAY	0- 2	0- 11	0- 7				
0- 1	0- 0	0- 0	NEUTRAL	0- 0	0- 1	0- 0				
1- 10	0- 0	0- 0	NON-CONFERENCE	0- 1	1- 9	1- 4				
1- 4	0- 0	0- 0	HOME	0- 0	1- 4	1- 3				
0- 5	0- 0	0- 0	AWAY	0- 1	0- 4	0- 1				
0- 1	0- 0	0- 0	NEUTRAL	0- 0	0- 1	0- 0				
1- 14	0- 0	0- 0	CONFERENCE	0- 2	1- 12	1- 9				
1- 6	0- 0	0- 0	HOME	0- 1	1- 5	1- 3				
0- 8	0- 0	0- 0	AWAY	0- 1	0- 7	0- 6				
0- 0	0- 0	0- 0	NEUTRAL	0- 0	0- 0	0- 0				

RPI 1-25				RPI 26-50				RPI 51-100				RPI 101+ Team's RPI: 346					
RPI	S	Opponent	Score	RPI	S	Opponent	Score	RPI	S	Opponent	Score	RPI	S	Opponent	Score		
								76	A	Belmont	37	59	111	A	Cleveland St.	69	77
								76	H	Belmont	58	86	117	N	Delaware	37	66
								98	A	Wright St.	46	81	127	H	Northern Ill.	64	93
												148	A	SIUE	52	62	
												156	A	Saint Joseph's	62	80	
												183	H	UT Martin	44	72	
												192	A	Northwestern	40	74	
												197	H	Jacksonville St.	50	59	
												209	A	Morehead St.	81	89	
												216	H	North Texas	61	63	
												228	A	Southeast Mo. St.	48	51	
												228	H	Southeast Mo. St.	54	77	
												237	A	Austin Peay	59	69	
												237	H	Austin Peay	66	75	
												250	H	Bradley	52	67	
												285	H	Valparaiso	67	76	
												293	A	Eastern Ky.	51	67	
												298	A	Murray St.	61	72	
												300	H	Tennessee Tech	57	60	
												330	A	Fort Wayne	77	93	
												332	A	Tennessee St.	68	86	
												332	H	Tennessee St.	66	59	
												349	H	Evansville	79	52	
LAST 12 Division I GAMES:																	
228	A	Southeast Mo. St.	48	51	76	A	Belmont	37	59	228	H	Southeast Mo. St.	54	77			
237	H	Austin Peay	66	75	183	H	UT Martin	44	72	76	H	Belmont	58	86			
148	A	SIUE	52	62	332	H	Tennessee St.	66	59	293	A	Eastern Ky.	51	67			
300	H	Tennessee Tech	57	60													
197	H	Jacksonville St.	50	59													
332	A	Tennessee St.	68	86													

Non-Div I Games:

Eastern III.

Loss,
Non-Conf,
S Site,
H Home
A Away
N Neutral

Average RPI Win:	269	WON-LOST	WINNING	LAST 10	STRENGTH OF	OPP. STRENGTH	TEAM	ADJ.	CONF.	ADJ CONF.
Average RPI Loss:	178	RECORD	PCT. RANK	GAMES	SCHEDULE	OF SCHEDULE	RPI	RPI	RPI	RPI
DIV. I ONLY	7- 16	274	3- 7	269	242	293	293	25	25	
DIV. I NON-CONF.	2- 6	280	0- 0	302	78	295	295	27	27	
<hr/>										
TOTALS	RPI 1-25	RPI 26-50	W-L RECORDS	RPI 51-100	RPI 101-999	RPI 201+				
7- 16	0- 0	0- 0	OVERALL	0- 3	7- 13	6- 6				
5- 6	0- 0	0- 0	HOME	0- 2	5- 4	4- 1				
2- 10	0- 0	0- 0	AWAY	0- 1	2- 9	2- 5				
0- 0	0- 0	0- 0	NEUTRAL	0- 0	0- 0	0- 0				
2- 6	0- 0	0- 0	NON-CONFERENCE	0- 1	2- 5	2- 2				
1- 2	0- 0	0- 0	HOME	0- 1	1- 1	1- 0				
1- 4	0- 0	0- 0	AWAY	0- 0	1- 4	1- 2				
0- 0	0- 0	0- 0	NEUTRAL	0- 0	0- 0	0- 0				
5- 10	0- 0	0- 0	CONFERENCE	0- 2	5- 8	4- 4				
4- 4	0- 0	0- 0	HOME	0- 1	4- 3	3- 1				
1- 6	0- 0	0- 0	AWAY	0- 1	1- 5	1- 3				
0- 0	0- 0	0- 0	NEUTRAL	0- 0	0- 0	0- 0				

RPI 1-25				RPI 26-50				RPI 51-100				RPI 101+ Team's RPI: 293			
RPI	S	Opponent	Score	RPI	S	Opponent	Score	RPI	S	Opponent	Score	RPI	S	Opponent	Score
								76	A	Belmont	62 95	110	A	George Mason	41 64
								76	H	Belmont	55 77	132	A	Cincinnati	53 64
								82	H	Ohio	57 69	144	H	Kent St.	57 65
												148	H	SIUE	60 62
												183	A	UT Martin	49 77
												183	H	UT Martin	54 72
												197	A	Jacksonville St.	51 65
												197	H	Jacksonville St.	48 44
												206	A	Bowling Green	60 77
												209	H	Morehead St.	59 56
												215	A	Akron	45 62
												228	A	Southeast Mo. St.	55 69
												230	H	UNCG	70 59
												237	A	Austin Peay	45 59
												298	A	Murray St.	68 75
												300	A	Tennessee Tech	76 68
												300	H	Tennessee Tech	55 53
												303	A	Western Caro.	62 59
												332	H	Tennessee St.	58 59
												346	H	Eastern Ill.	67 51
<hr/>															
LAST 12 Division I GAMES:															
								76	A	Belmont	62 95	237	A	Austin Peay	45 59
								209	H	Morehead St.	59 56	197	H	Jacksonville St.	48 44
								183	H	UT Martin	54 72	300	H	Tennessee Tech	55 53
								332	H	Tennessee St.	58 59	228	A	Southeast Mo. St.	55 69
								76	H	Belmont	55 77	183	A	UT Martin	49 77
								298	A	Murray St.	68 75	346	H	Eastern Ill.	67 51

Non-Div I Games: Ohio Christian 69 45

Eastern Ky.

Average RPI Win: 187

Average RPI Loss: 143

WON-LOST
RECORDWINNING
PCT. RANKLAST 10
GAMESSTRENGTH OF
SCHEDULEOPP. STRENGTH
OF SCHEDULETEAM
RPIADJ.
RPICONF.
RPIADJ CONF.
RPIDIV. I ONLY
DIV. I NON-CONF.9- 14
3- 7232
2544- 6
0- 0174
331131
336214
312214
3127
87
8

TOTALS

RPI 1-25

RPI 26-50

W-L RECORDS

RPI 51-100

RPI 101-999

RPI 201+

9- 14 0- 1
5- 4 0- 0
4- 9 0- 1
0- 1 0- 00- 3
0- 1
0- 2
0- 0OVERALL
HOME
AWAY
NEUTRAL3- 1
2- 1
1- 0
0- 06- 9
3- 2
3- 6
0- 14- 4
2- 1
2- 3
0- 03- 7 0- 0
2- 0 0- 0
1- 6 0- 0
0- 1 0- 00- 1
0- 0
0- 1
0- 0NON-CONFERENCE
HOME
AWAY
NEUTRAL0- 0
0- 0
0- 0
0- 03- 6
2- 0
1- 5
0- 13- 3
2- 0
1- 3
0- 06- 7 0- 1
3- 4 0- 0
3- 3 0- 1
0- 0 0- 00- 2
0- 1
0- 1
0- 0CONFERENCE
HOME
AWAY
NEUTRAL3- 1
2- 1
1- 0
0- 03- 3
1- 2
2- 1
0- 01- 1
0- 1
1- 0
0- 0

RPI 1-25

RPI S Opponent Score
14 A Buffalo 92 97

RPI 26-50

RPI S Opponent Score
26 H Central Mich. 72 95
39 A Minnesota 56 80
42 A Ball St. 85 91

RPI 51-100

RPI S Opponent Score
62 H Toledo 70 57
82 H Ohio 73 58
91 A Miami (OH) 74 59
91 H Miami (OH) 69 73

RPI 101+

Team's RPI: 214

RPI S Opponent Score
105 H Western Mich. 69 67
111 A Cleveland St. 65 77
127 A Northern Ill. 83 76
144 A Kent St. 69 76
144 H Kent St. 60 67
150 A Loyola Marymount 64 73
177 N Denver 54 60
206 A Bowling Green 54 52
215 H Akron 65 77
255 A Illinois St. 56 65
256 A St. Bonaventure 51 70
318 A Detroit Mercy 78 76
334 A Ill. -Chicago 70 73
343 H Florida A&M 83 61
347 H Longwood 73 44

LAST 12 Division I GAMES:

82 H Ohio 73 58 127 A Northern Ill. 83 76
215 H Akron 65 77 105 H Western Mich. 69 67
42 A Ball St. 85 91 91 A Miami (OH) 74 59
26 H Central Mich. 72 95 144 A Kent St. 69 76
14 A Buffalo 92 97 62 H Toledo 70 57
91 H Miami (OH) 69 73 206 A Bowling Green 54 52

Non-Div I Games: Rochester College 62 29

Eastern Mich.

Loss, Non-Conf, S Site, H Home A Away N Neutral

Average RPI Win:	235	WON-LOST	WINNING	LAST 10	STRENGTH OF	OPP. STRENGTH	TEAM	ADJ.	CONF.	ADJ CONF.
Average RPI Loss:	91	RECORD	PCT. RANK	GAMES	SCHEDULE	OF SCHEDULE	RPI	RPI	RPI	RPI
DIV. I ONLY	12- 12	175	7- 3	155	105	163	163	19	19	
DIV. I NON-CONF.	4- 7	226	0- 0	75	135	162	162	13	13	

TOTALS	RPI 1-25	RPI 26-50	W-L RECORDS	RPI 51-100	RPI 101-999	RPI 201+				
12- 12	0- 1	0- 4	OVERALL	0- 1	12- 6	7- 0				
8- 3	0- 0	0- 1	HOME	0- 0	8- 2	4- 0				
3- 8	0- 1	0- 3	AWAY	0- 0	3- 4	3- 0				
1- 1	0- 0	0- 0	NEUTRAL	0- 1	1- 0	0- 0				
4- 7	0- 1	0- 2	NON-CONFERENCE	0- 1	4- 3	2- 0				
2- 2	0- 0	0- 0	HOME	0- 0	2- 2	1- 0				
1- 4	0- 1	0- 2	AWAY	0- 0	1- 1	1- 0				
1- 1	0- 0	0- 0	NEUTRAL	0- 1	1- 0	0- 0				
8- 5	0- 0	0- 2	CONFERENCE	0- 0	8- 3	5- 0				
6- 1	0- 0	0- 1	HOME	0- 0	6- 0	3- 0				
2- 4	0- 0	0- 1	AWAY	0- 0	2- 3	2- 0				
0- 0	0- 0	0- 0	NEUTRAL	0- 0	0- 0	0- 0				

RPI 1-25				RPI 26-50				RPI 51-100				RPI 101+ Team's RPI: 163			
RPI	S	Opponent	Score	RPI	S	Opponent	Score	RPI	S	Opponent	Score	RPI	S	Opponent	Score
9	A	Oregon	40 81	34	A	Northern Colo.	62 68	70	N	Saint Mary's (CA)	56 76	121	A	Portland St.	60 75
				34	H	Northern Colo.	65 70					121	H	Portland St.	64 57
				41	A	Purdue	40 65					128	H	BYU	69 73
				44	A	Gonzaga	45 69					134	A	Idaho	71 85
												134	H	Idaho	71 64
												147	A	Fresno St.	56 81
												154	H	Cal Poly	75 72
												162	A	North Dakota	79 81
												162	H	North Dakota	74 70
												165	H	Boise St.	57 61
												183	N	UT Martin	61 58
												245	A	Montana	75 72
												272	A	Sacramento St.	83 72
												272	H	Sacramento St.	83 76
												307	A	Air Force	65 63
												315	H	Northern Ariz.	82 62
												327	H	Southern Utah	58 41
												328	H	Utah Valley	61 41

LAST 12 Division I GAMES:															
				245	A	Montana	75 72	327	H	Southern Utah	58 41				
				134	A	Idaho	71 85	315	H	Northern Ariz.	82 62				
				121	H	Portland St.	64 57	134	H	Idaho	71 64				
				272	H	Sacramento St.	83 76	272	A	Sacramento St.	83 72				
				34	A	Northern Colo.	62 68	121	A	Portland St.	60 75				
				162	A	North Dakota	79 81	162	H	North Dakota	74 70				

Non-Div I Games: Multnomah 88 42

Eastern Wash.

Average RPI Win:	193	WON-LOST	WINNING	LAST 10	STRENGTH OF	OPP. STRENGTH	TEAM	ADJ.	CONF.	ADJ CONF.
Average RPI Loss:	74	RECORD	PCT. RANK	GAMES	SCHEDULE	OF SCHEDULE	RPI	RPI	RPI	RPI
DIV. I ONLY	16- 7	67	7- 3	110	125	56	56	10	10	
DIV. I NON-CONF.	7- 3	74	0- 0	153	76	61	61	12	12	

TOTALS	RPI 1-25	RPI 26-50	W-L RECORDS	RPI 51-100	RPI 101-999	RPI 201+				
16- 7	0- 2	1- 0	OVERALL	3- 3	12- 2	8- 0				
10- 0	0- 0	0- 0	HOME	2- 0	8- 0	5- 0				
5- 6	0- 0	1- 0	AWAY	0- 0	4- 0	3- 0				
1- 1	0- 1	0- 0	NEUTRAL	1- 0	0- 0	0- 0				
7- 3	0- 2	1- 0	NON-CONFERENCE	1- 1	5- 0	3- 0				
3- 0	0- 0	0- 0	HOME	0- 0	3- 0	2- 0				
3- 2	0- 1	1- 0	AWAY	0- 1	2- 0	1- 0				
1- 1	0- 1	0- 0	NEUTRAL	1- 0	0- 0	0- 0				
9- 4	0- 0	0- 0	CONFERENCE	2- 2	7- 2	5- 0				
7- 0	0- 0	0- 0	HOME	2- 0	5- 0	3- 0				
2- 4	0- 0	0- 0	AWAY	0- 2	2- 2	2- 0				
0- 0	0- 0	0- 0	NEUTRAL	0- 0	0- 0	0- 0				

RPI 1-25				RPI 26-50				RPI 51-100				RPI 101+			
RPI	S	Opponent	Score	RPI	S	Opponent	Score	RPI	S	Opponent	Score	RPI	S	Opponent	Score
17	N	Iowa	61 74	45	A	UCF	71 57	58	A	Drexel	56 58	117	A	Delaware	66 80
20	A	NC State	57 70					58	H	Drexel	70 58	117	H	Delaware	64 51
								77	A	James Madison	67 70	133	A	William & Mary	75 81
								77	H	James Madison	50 43	139	H	Northeastern	78 71
								85	N	Alabama	60 55	167	A	Davidson	75 58
								97	A	Wake Forest	51 53	199	H	Hampton	82 59
												217	A	N. C. A&T	90 59
												253	A	Col. of Charleston	77 55
												253	H	Col. of Charleston	97 44
												259	A	Towson	71 45
												259	H	Towson	84 61
												282	H	UNCW	75 67
												335	H	N. C. Central	78 50
												341	H	Winthrop	98 37

LAST 12 Division I GAMES:															
253	H	Col. of Charleston	97 44	117	H	Delaware	64 51	259	H	Towson	84 61	133	A	William & Mary	75 81
58	H	Drexel	70 58	259	H	Towson	84 61	77	A	James Madison	67 70	139	H	Northeastern	78 71
77	H	James Madison	50 43	117	A	Delaware	66 80	85	N	Alabama	60 55	199	H	Hampton	82 59
253	A	Col. of Charleston	77 55					217	A	N. C. A&T	90 59	253	A	Col. of Charleston	77 55
259	A	Towson	71 45					253	H	Col. of Charleston	97 44	259	A	Towson	71 45
58	A	Drexel	56 58					259	H	Towson	84 61	282	H	UNCW	75 67

Non-Div I Games: Coker 106 54

El on

Average RPI Win: 298	WON-LOST RECORD	WINNING PCT. RANK	LAST 10 GAMES	STRENGTH OF SCHEDULE	OPP. STRENGTH OF SCHEDULE	TEAM RPI	ADJ. RPI	CONF. RPI	ADJ CONF. RPI
Average RPI Loss: 209									

DIV. I ONLY	1- 20	347	0- 10	307	298	349	349	24	24
DIV. I NON-CONF.	1- 8	313	0- 0	314	345	347	347	22	22

TOTALS	RPI 1-25	RPI 26-50	W-L RECORDS	RPI 51-100	RPI 101-999	RPI 201+			
1- 20	0- 0	0- 1	OVERALL	0- 3	1- 16	1- 12			
1- 8	0- 0	0- 0	HOME	0- 1	1- 7	1- 4			
0- 12	0- 0	0- 0	AWAY	0- 1	0- 2	0- 2			
0- 0	0- 0	0- 0	NEUTRAL	0- 0	0- 0	0- 0			
1- 8	0- 0	0- 1	NON-CONFERENCE	0- 1	1- 6	1- 6			
1- 1	0- 0	0- 0	HOME	0- 0	1- 1	1- 1			
0- 7	0- 0	0- 1	AWAY	0- 1	0- 5	0- 5			
0- 0	0- 0	0- 0	NEUTRAL	0- 0	0- 0	0- 0			
0- 12	0- 0	0- 0	CONFERENCE	0- 2	0- 10	0- 6			
0- 7	0- 0	0- 0	HOME	0- 1	0- 6	0- 3			
0- 5	0- 0	0- 0	AWAY	0- 1	0- 4	0- 3			
0- 0	0- 0	0- 0	NEUTRAL	0- 0	0- 0	0- 0			

RPI 1-25	RPI 26-50	RPI 51-100	RPI 101+	Team's RPI: 349
RPI S Opponent Score	RPI S Opponent Score	RPI S Opponent Score	RPI S Opponent Score	
	43 A Western Ky. 54 92	86 A Drake 66 107	107 H Missouri St. 65 95	
		86 H Drake 50 101	142 A UNI 41 65	
		95 A Kentucky 62 100	142 H UNI 60 85	
			161 H Southern Ill. 62 74	
			209 H Morehead St. 75 82	
			228 A Southeast Mo. St. 65 74	
			237 A Austin Peay 73 82	
			250 H Bradley 59 117	
			255 H Illinois St. 43 67	
			269 A Indiana St. 48 56	
			269 H Indiana St. 57 66	
			285 A Valparaiso 59 101	
			298 H Murray St. 89 81	
			309 A Loyola Chicago 63 82	
			317 A Alabama A&M 56 70	
			334 A Ill. -Chicago 77 96	
			346 A Eastern Ill. 52 79	
LAST 12 Division I GAMES:				
142 H UNI 60 85	255 H Illinois St. 43 67			
86 H Drake 50 101	86 A Drake 66 107			
269 H Indiana St. 57 66	142 A UNI 41 65			
309 A Loyola Chicago 63 82	269 A Indiana St. 48 56			
285 A Valparaiso 59 101	107 H Missouri St. 65 95			
250 H Bradley 59 117	161 H Southern Ill. 62 74			

Non-Div I Games: Oakland City 96 59 Westminster (MO) 79 53

Average RPI Win: 194
Average RPI Loss: 107

WON-LOST
RECORD

WINNING
PCT. RANK

LAST 10
GAMES

STRENGTH OF
SCHEDULE

OPP. STRENGTH
OF SCHEDULE

TEAM
RPI

ADJ.
RPI

CONF.
RPI

ADJ CONF.
RPI

DIV. I ONLY	21- 4	13	9- 1	158	155	48	48	22	22
DIV. I NON-CONF.	11- 3	45	0- 0	50	58	24	24	21	21
TOTALS	RPI 1-25	RPI 26-50	W-L RECORDS	RPI 51-100	RPI 101-999	RPI 201+			
21- 4	1- 1	1- 0	OVERALL	4- 1	15- 2	11- 1			
10- 0	0- 0	1- 0	HOME	3- 0	6- 0	4- 0			
9- 2	0- 0	0- 0	AWAY	1- 0	8- 0	7- 0			
2- 2	1- 1	0- 0	NEUTRAL	0- 1	1- 0	0- 0			
11- 3	1- 1	1- 0	NON-CONFERENCE	2- 1	7- 1	4- 0			
5- 0	0- 0	1- 0	HOME	2- 0	2- 0	1- 0			
4- 1	0- 0	0- 0	AWAY	0- 0	4- 1	3- 0			
2- 2	1- 1	0- 0	NEUTRAL	0- 1	1- 0	0- 0			
10- 1	0- 0	0- 0	CONFERENCE	2- 0	8- 1	7- 1			
5- 0	0- 0	0- 0	HOME	1- 0	4- 0	3- 0			
5- 1	0- 0	0- 0	AWAY	1- 0	4- 1	4- 1			
0- 0	0- 0	0- 0	NEUTRAL	0- 0	0- 0	0- 0			

RPI 1-25				RPI 26-50				RPI 51-100				RPI 101+			
RPI	S	Opponent	Score	RPI	S	Opponent	Score	RPI	S	Opponent	Score	RPI	S	Opponent	Score
7	N	Ohio St.	62 104	36	H	South Dakota St.	87 78	76	N	Belmont	65 75	115	A	Chattanooga	61 68
22	N	DePaul	89 84					79	H	Harvard	65 56	144	N	Kent St.	80 62
								90	A	Jacksonville	65 63	148	H	SIUE	66 49
								90	H	Jacksonville	63 58	182	H	Stetson	80 40
								95	H	Kentucky	70 64	189	A	Siena	63 50
												211	A	Abilene Christian	94 55
												213	H	Illinois	85 61
												215	A	Akron	82 63
												229	A	North Florida	73 75
												229	H	North Florida	67 52
												264	A	Lipscomb	68 54
												284	A	USC Upstate	88 44
												284	H	USC Upstate	93 60
												301	A	Kennesaw St.	78 57
												308	A	FIU	88 52
												344	A	NJIT	89 43
												344	H	NJIT	90 66
LAST 12 Division I GAMES:															
344	A	NJIT	89 43	264	A	Lipscomb	68 54								
284	A	USC Upstate	88 44	301	A	Kennesaw St.	78 57								
229	H	North Florida	67 52	284	H	USC Upstate	93 60								
90	A	Jacksonville	65 63	344	H	NJIT	90 66								
229	A	North Florida	73 75	182	H	Stetson	80 40								
90	H	Jacksonville	63 58	36	H	South Dakota St.	87 78								

Non-Div I Games: Southeastern (FL) 76 66 Ave Maria 99 35 Fla. Memorial 82 43

FGCU

Loss, Non-Conf, S Site, H Home A Away N Neutral

Average RPI Win:	250	WON-LOST	WINNING	LAST 10	STRENGTH OF	OPP. STRENGTH	TEAM	ADJ.	CONF.	ADJ CONF.
Average RPI Loss:	174	RECORD	PCT. RANK	GAMES	SCHEDULE	OF SCHEDULE	RPI	RPI	RPI	RPI
DIV. I ONLY	6- 19	300	2- 8	182	245	308	308	18	18	
DIV. I NON-CONF.	3- 10	285	0- 0	233	283	315	315	19	19	

TOTALS	RPI 1-25	RPI 26-50	W-L RECORDS	RPI 51-100	RPI 101-999	RPI 201+				
6- 19	0- 1	0- 2	OVERALL	1- 2	5- 14	4- 8				
6- 10	0- 1	0- 1	HOME	1- 1	5- 7	4- 3				
0- 9	0- 0	0- 1	AWAY	0- 1	0- 7	0- 5				
0- 0	0- 0	0- 0	NEUTRAL	0- 0	0- 0	0- 0				
3- 10	0- 1	0- 1	NON-CONFERENCE	0- 1	3- 7	3- 4				
3- 6	0- 1	0- 1	HOME	0- 0	3- 4	3- 2				
0- 4	0- 0	0- 0	AWAY	0- 1	0- 3	0- 2				
0- 0	0- 0	0- 0	NEUTRAL	0- 0	0- 0	0- 0				
3- 9	0- 0	0- 1	CONFERENCE	1- 1	2- 7	1- 4				
3- 4	0- 0	0- 0	HOME	1- 1	2- 3	1- 1				
0- 5	0- 0	0- 1	AWAY	0- 0	0- 4	0- 3				
0- 0	0- 0	0- 0	NEUTRAL	0- 0	0- 0	0- 0				

RPI 1-25				RPI 26-50				RPI 51-100				RPI 101+ Team's RPI: 308			
RPI	S	Opponent	Score	RPI	S	Opponent	Score	RPI	S	Opponent	Score	RPI	S	Opponent	Score
25	H	South Fla.	52 82	43	A	Western Ky.	47 101	51	A	Miami (FL)	69 77	123	H	Middle Tenn.	59 63
				48	H	FGCU	52 88	68	H	UAB	61 71	126	H	Bethune-Cookman	59 77
								93	H	Rice	68 58	135	A	Georgetown	56 77
												137	H	Clemson	65 67
												153	H	UTEP	76 77
												170	A	Charlotte	57 80
												176	H	Louisiana Tech	57 54
												216	H	North Texas	46 92
												252	A	Howard	62 69
												261	A	Morgan St.	51 62
												275	H	North Dakota St.	68 71
												278	A	Old Dominion	60 68
												290	H	Vermont	80 70
												296	A	UTSA	66 69
												306	H	Charleston So.	77 70
												307	H	Air Force	70 69
												317	H	Alabama A&M	51 58
												326	A	Marshall	75 78
												326	H	Marshall	67 54
LAST 12 Division I GAMES:															
296	A	UTSA	66 69	68	H	UAB	61 71								
123	H	Middle Tenn.	59 63	176	H	Louisiana Tech	57 54								
216	H	North Texas	46 92	93	H	Rice	68 58								
170	A	Charlotte	57 80	43	A	Western Ky.	47 101								
278	A	Old Dominion	60 68	326	H	Marshall	67 54								
326	A	Marshall	75 78	153	H	UTEP	76 77								

Non-Div I Games:

FIU

Average RPI Win:	286	WON-LOST	WINNING	LAST 10	STRENGTH OF	OPP. STRENGTH	TEAM	ADJ.	CONF.	ADJ CONF.
Average RPI Loss:	162	RECORD	PCT. RANK	GAMES	SCHEDULE	OF SCHEDULE	RPI	RPI	RPI	RPI
DIV. I ONLY	10- 15	228	4- 6	285	273	258	258	28	28	
DIV. I NON-CONF.	3- 8	268	0- 0	281	214	291	291	26	26	

TOTALS	RPI 1-25	RPI 26-50	W-L RECORDS	RPI 51-100	RPI 101-999	RPI 201+				
10- 15	0- 1	0- 0	OVERALL	0- 3	10- 11	9- 3				
6- 5	0- 1	0- 0	HOME	0- 1	6- 3	6- 1				
4- 9	0- 0	0- 0	AWAY	0- 2	4- 7	3- 2				
0- 1	0- 0	0- 0	NEUTRAL	0- 0	0- 1	0- 0				
3- 8	0- 1	0- 0	NON-CONFERENCE	0- 1	3- 6	2- 1				
2- 2	0- 1	0- 0	HOME	0- 0	2- 1	2- 0				
1- 5	0- 0	0- 0	AWAY	0- 1	1- 4	0- 1				
0- 1	0- 0	0- 0	NEUTRAL	0- 0	0- 1	0- 0				
7- 7	0- 0	0- 0	CONFERENCE	0- 2	7- 5	7- 2				
4- 3	0- 0	0- 0	HOME	0- 1	4- 2	4- 1				
3- 4	0- 0	0- 0	AWAY	0- 1	3- 3	3- 1				
0- 0	0- 0	0- 0	NEUTRAL	0- 0	0- 0	0- 0				

RPI 1-25				RPI 26-50				RPI 51-100				RPI 101+ Team's RPI: 258			
RPI	S	Opponent	Score	RPI	S	Opponent	Score	RPI	S	Opponent	Score	RPI	S	Opponent	Score
24	H	Villanova	44 73					53	A	Quinnipiac	45 77	133	A	William & Mary	47 57
								53	H	Quinnipiac	39 58	139	A	Northeastern	43 63
								99	A	Seton Hall	61 80	158	A	Marist	63 71
												158	H	Marist	34 48
												178	N	New Hampshire	61 71
												185	A	Lehigh	53 56
												189	A	Siena	40 51
												194	H	Richmond	67 72
												201	A	Boston College	66 58
												244	H	Niagara	59 53
												257	A	Manhattan	44 55
												257	H	Manhattan	55 52
												273	H	Mt. St. Mary's	76 65
												274	A	Rider	68 57
												274	H	Rider	45 61
												289	A	Canisius	56 52
												292	H	Monmouth	61 55
												331	A	Rhode Island	47 62
												336	A	Lona	78 68
												345	H	UMass Lowell	78 67
												348	H	Saint Peter's	62 41

LAST 12 Division I GAMES:															
158	H	Marist	34 48	189	A	Siena	40 51								
257	A	Manhattan	44 55	53	A	Quinnipiac	45 77								
336	A	Lona	78 68	348	H	Saint Peter's	62 41								
257	H	Manhattan	55 52	158	A	Marist	63 71								
53	H	Quinnipiac	39 58	274	H	Rider	45 61								
274	A	Rider	68 57	292	H	Monmouth	61 55								

Non-Div I Games:

Fairfield

Average RPI Win: 299	WON-LOST RECORD	WINNING PCT. RANK	LAST 10 GAMES	STRENGTH OF SCHEDULE	OPP. STRENGTH OF SCHEDULE	TEAM RPI	ADJ. RPI	CONF. RPI	ADJ CONF. RPI
Average RPI Loss: 208									
DIV. I ONLY	14- 9	110	6- 4	348	307	276	276	29	29
DIV. I NON-CONF.	7- 3	74	0- 0	346	328	249	249	29	29

TOTALS	RPI 1-25	RPI 26-50	W-L RECORDS	RPI 51-100	RPI 101-999	RPI 201+			
14- 9	0- 1	0- 0	OVERALL	0- 0	14- 8	13- 6			
8- 5	0- 0	0- 0	HOME	0- 0	8- 5	7- 3			
6- 4	0- 1	0- 0	AWAY	0- 0	6- 3	6- 3			
0- 0	0- 0	0- 0	NEUTRAL	0- 0	0- 0	0- 0			
7- 3	0- 1	0- 0	NON-CONFERENCE	0- 0	7- 2	6- 2			
5- 1	0- 0	0- 0	HOME	0- 0	5- 1	4- 1			
2- 2	0- 1	0- 0	AWAY	0- 0	2- 1	2- 1			
0- 0	0- 0	0- 0	NEUTRAL	0- 0	0- 0	0- 0			
7- 6	0- 0	0- 0	CONFERENCE	0- 0	7- 6	7- 4			
3- 4	0- 0	0- 0	HOME	0- 0	3- 4	3- 2			
4- 2	0- 0	0- 0	AWAY	0- 0	4- 2	4- 2			
0- 0	0- 0	0- 0	NEUTRAL	0- 0	0- 0	0- 0			

RPI 1-25				RPI 26-50				RPI 51-100				RPI 101+ Team's RPI: 276			
RPI	S	Opponent	Score	RPI	S	Opponent	Score	RPI	S	Opponent	Score	RPI	S	Opponent	Score
23	A	Rutgers	35 101									112	H	Saint Francis (PA)	56 80
												145	H	Robert Morris	68 77
												172	H	Army West Point	58 56
												205	H	Stony Brook	51 56
												252	A	Howard	65 68
												262	H	Colgate	61 51
												267	A	St. Francis Brooklyn	70 62
												273	A	Mt. St. Mary's	52 55
												273	H	Mt. St. Mary's	53 55
												281	A	LIU Brooklyn	61 49
												288	H	Sacred Heart	69 59
												291	A	Central Conn. St.	56 76
												291	H	Central Conn. St.	78 49
												292	H	Monmouth	78 61
												294	A	Bryant	77 69
												294	H	Bryant	48 65
												325	A	Wagner	74 64
												325	H	Wagner	62 61
												344	A	NJIT	74 70
												345	H	UMass Lowell	60 51
												347	A	Longwood	72 52
												348	H	Saint Peter's	69 59
LAST 12 Division I GAMES:															
				325	H	Wagner	62 61					288	H	Sacred Heart	69 59
				273	H	Mt. St. Mary's	53 55					291	H	Central Conn. St.	78 49
				291	A	Central Conn. St.	56 76					294	H	Bryant	48 65
				294	A	Bryant	77 69					273	A	Mt. St. Mary's	52 55
				281	A	LIU Brooklyn	61 49					325	A	Wagner	74 64
				267	A	St. Francis Brooklyn	70 62					112	H	Saint Francis (PA)	56 80

Non-Div I Games: Rutgers-Newark 76 40

Fairleigh Dickinson

Loss,
Non-Conf,
S Site,
H Home
A Away
N Neutral

Average RPI Win:	264	WON-LOST	WINNING	LAST 10	STRENGTH OF	OPP. STRENGTH	TEAM	ADJ.	CONF.	ADJ CONF.
Average RPI Loss:	143	RECORD	PCT. RANK	GAMES	SCHEDULE	OF SCHEDULE	RPI	RPI	RPI	RPI
DIV. I ONLY	10- 12	207	3- 7	190	250	225	225	18	18	
DIV. I NON-CONF.	6- 5	153	1- 0	298	294	237	237	19	19	

TOTALS	RPI 1-25	RPI 26-50	W-L RECORDS	RPI 51-100	RPI 101-999	RPI 201+				
10- 12	0- 0	0- 1	OVERALL	0- 4	10- 7	8- 4				
7- 5	0- 0	0- 0	HOME	0- 2	7- 3	5- 2				
3- 6	0- 0	0- 1	AWAY	0- 2	3- 3	3- 1				
0- 1	0- 0	0- 0	NEUTRAL	0- 0	0- 1	0- 1				
6- 5	0- 0	0- 0	NON-CONFERENCE	0- 2	6- 3	6- 2				
4- 2	0- 0	0- 0	HOME	0- 1	4- 1	4- 1				
2- 2	0- 0	0- 0	AWAY	0- 1	2- 1	2- 0				
0- 1	0- 0	0- 0	NEUTRAL	0- 0	0- 1	0- 1				
4- 7	0- 0	0- 1	CONFERENCE	0- 2	4- 4	2- 2				
3- 3	0- 0	0- 0	HOME	0- 1	3- 2	1- 1				
1- 4	0- 0	0- 1	AWAY	0- 1	1- 2	1- 1				
0- 0	0- 0	0- 0	NEUTRAL	0- 0	0- 0	0- 0				

RPI 1-25				RPI 26-50				RPI 51-100				RPI 101+ Team's RPI : 225							
RPI	S	Opponent	Score	RPI	S	Opponent	Score	RPI	S	Opponent	Score	RPI	S	Opponent	Score				
				43	A	Western Ky.	63 82	60	A	Nebraska	69 86	123	H	Middle Tenn.	65 69				
								61	H	Mercer	55 66	143	A	Colorado	69 76				
								68	A	UAB	57 90	153	A	UTEP	70 75				
								93	H	Rice	53 67	153	H	UTEP	72 66				
												176	H	Louisiana Tech	86 72				
												206	N	Bowling Green	55 66				
												216	H	North Texas	51 65				
												229	H	North Florida	83 75				
												267	H	St. Francis Brooklyn	80 60				
												268	H	Grand Canyon	73 77				
												269	A	Indiana St.	66 58				
												271	H	UMKC	65 55				
												278	A	Old Dominion	54 59				
												296	A	UTSA	99 65				
												321	A	Georgia St.	82 50				
												326	H	Marshall	79 59				
												329	H	Delaware St.	90 67				

LAST 12 Division I GAMES:																			
278	A	Old Dominion	54 59	176	H	Louisiana Tech	86 72	153	A	UTEP	70 75								
216	H	North Texas	51 65	93	H	Rice	53 67	153	H	UTEP	72 66								
123	H	Middle Tenn.	65 69	63	A	Western Ky.	82	326	H	Marshall	79 59								
43	A	Western Ky.	63 82																
68	A	UAB	57 90																
296	A	UTSA	99 65																

Non-Div I Games:

Fla. Atlantic

Average RPI Win: 203			WON-LOST	WINNING	LAST 10	STRENGTH OF		OPP. STRENGTH	TEAM	ADJ.	CONF.	ADJ CONF.
Average RPI Loss: 65			RECORD	PCT. RANK	GAMES	SCHEDULE		OF SCHEDULE	RPI	RPI	RPI	RPI
DIV. I ONLY			10- 16	237	2- 8	52		55	160	160	2	2
DIV. I NON-CONF.			8- 5	111	0- 0	222		129	190	190	2	2

TOTALS		RPI 1-25		RPI 26-50		W-L RECORDS		RPI 51-100	RPI 101-999		RPI 201+	
10- 16		0- 7		1- 2		OVERALL		1- 2	8- 5		4- 0	
6- 9		0- 3		0- 2		HOME		1- 2	5- 2		3- 0	
2- 6		0- 4		1- 0		AWAY		0- 0	1- 2		0- 0	
2- 1		0- 0		0- 0		NEUTRAL		0- 0	2- 1		1- 0	
8- 5		0- 2		1- 0		NON-CONFERENCE		1- 0	6- 3		4- 0	
5- 4		0- 2		0- 0		HOME		1- 0	4- 2		3- 0	
1- 0		0- 0		1- 0		AWAY		0- 0	0- 0		0- 0	
2- 1		0- 0		0- 0		NEUTRAL		0- 0	2- 1		1- 0	
2- 11		0- 5		0- 2		CONFERENCE		0- 2	2- 2		0- 0	
1- 5		0- 1		0- 2		HOME		0- 2	1- 0		0- 0	
1- 6		0- 4		0- 0		AWAY		0- 0	1- 2		0- 0	
0- 0		0- 0		0- 0		NEUTRAL		0- 0	0- 0		0- 0	

RPI	S	Opponent	Score
3	A	Mississippi St.	53 90
3	H	Mississippi St.	50 98
6	H	Florida St.	54 84
7	H	Ohio St.	77 103
15	A	South Carolina	57 64
16	A	Missouri	64 66
21	A	Texas A&M	80 85

RPI	S	Opponent	Score
27	H	LSU	59 66
28	H	Georgia	57 66
29	A	Oklahoma	80 61

RPI	S	Opponent	Score
85	H	Alabama	54 63
90	H	Jacksonville	69 59
95	H	Kentucky	53 56

RPI	S	Opponent	Score
103	A	Auburn	55 84
104	A	Arkansas	65 51
115	H	Chattanooga	60 65
141	A	Ole Miss	75 78
141	H	Ole Miss	61 60
156	H	Saint Joseph's	71 51
182	N	Stetson	71 85
190	H	Arkansas St.	69 70
194	N	Richmond	87 80
321	H	Georgia St.	82 66
326	H	Marshall	74 69
329	H	Delaware St.	85 51
342	N	Savannah St.	90 40

LAST 12 Division I GAMES:

21	A	Texas A&M	80 85	141	H	Ole Miss	61 60
15	A	South Carolina	57 64	104	A	Arkansas	65 51
3	H	Mississippi St.	50 98	27	H	LSU	59 66
16	A	Missouri	64 66	95	H	Kentucky	53 56
28	H	Georgia	57 66	141	A	Ole Miss	75 78
3	A	Mississippi St.	53 90	85	H	Alabama	54 63

Non-Div I Games:

Florida

Average RPI Win:	305	WON-LOST	WINNING	LAST 10	STRENGTH OF	OPP. STRENGTH	TEAM	ADJ.	CONF.	ADJ CONF.
Average RPI Loss:	222	RECORD	PCT. RANK	GAMES	SCHEDULE	OF SCHEDULE	RPI	RPI	RPI	RPI
DIV. I ONLY	4- 20	319	2- 8	341	283	343	343	30	30	
DIV. I NON-CONF.	1- 11	331	0- 0	327	170	342	342	30	30	

TOTALS	RPI 1-25	RPI 26-50	W-L RECORDS	RPI 51-100	RPI 101-999	RPI 201+				
4- 20	0- 0	0- 0	OVERALL	0- 3	4- 17	4- 15				
3- 4	0- 0	0- 0	HOME	0- 0	3- 4	3- 4				
1- 15	0- 0	0- 0	AWAY	0- 3	1- 12	1- 10				
0- 1	0- 0	0- 0	NEUTRAL	0- 0	0- 1	0- 1				
1- 11	0- 0	0- 0	NON-CONFERENCE	0- 3	1- 8	1- 8				
0- 2	0- 0	0- 0	HOME	0- 0	0- 2	0- 2				
1- 8	0- 0	0- 0	AWAY	0- 3	1- 5	1- 5				
0- 1	0- 0	0- 0	NEUTRAL	0- 0	0- 1	0- 1				
3- 9	0- 0	0- 0	CONFERENCE	0- 0	3- 9	3- 7				
3- 2	0- 0	0- 0	HOME	0- 0	3- 2	3- 2				
0- 7	0- 0	0- 0	AWAY	0- 0	0- 7	0- 5				
0- 0	0- 0	0- 0	NEUTRAL	0- 0	0- 0	0- 0				

RPI 1-25				RPI 26-50				RPI 51-100				RPI 101+				Team's RPI : 343	
RPI	S	Opponent	Score	RPI	S	Opponent	Score	RPI	S	Opponent	Score	RPI	S	Opponent	Score		
								84	A	Kansas St.	57	81	126	A	Bethune-Cookman	42	44
								85	A	Al abama	55	91	199	A	Hampton	65	66
								91	A	Mi ami (OH)	33	73	203	A	Norfol k St.	49	70
												212	A	Xavi er	52	70	
												214	A	Eastern Mi ch.	61	83	
												220	A	Texas Tech	63	82	
												229	H	North Florida	68	77	
												238	A	Omaha	73	78	
												243	N	A&M-Corpus Christi	55	58	
												252	A	Howard	65	76	
												252	H	Howard	74	59	
												261	A	Morgan St.	56	61	
												261	H	Morgan St.	44	59	
												279	A	UMES	70	87	
												288	H	Sacred Heart	68	73	
												303	A	Western Caro.	80	63	
												305	A	Coppin St.	56	62	
												311	A	UTRGV	38	51	
												329	H	Delaware St.	59	54	
												335	H	N.C. Central	84	81	
												342	H	Savannah St.	47	65	

LAST 12 Division I GAMES:																	
				261	H	Morgan St.	44	59	199	A	Hampton	65	66				
				335	H	N.C. Central	84	81	329	H	Delaware St.	59	54				
				279	A	UMES	70	87	126	A	Bethune-Cookman	42	44				
				252	A	Howard	65	76	305	A	Coppi n St.	56	62				
				342	H	Savannah St.	47	65	261	A	Morgan St.	56	61				
				203	A	Norfol k St.	49	70	252	H	Howard	74	59				

Non-Div I Games: Lynn 74 37

Florida A&M

Average RPI Win:	116	WON-LOST	WINNING	LAST 10	STRENGTH OF	OPP. STRENGTH	TEAM	ADJ.	CONF.	ADJ CONF.
Average RPI Loss:	16	RECORD	PCT. RANK	GAMES	SCHEDULE	OF SCHEDULE	RPI	RPI	RPI	RPI
DIV. I ONLY	22- 4	11	8- 2	10	30	6	6	1	1	
DIV. I NON-CONF.	12- 1	6	0- 0	37	83	5	5	1	1	

TOTALS	RPI 1-25	RPI 26-50	W-L RECORDS	RPI 51-100	RPI 101-999	RPI 201+				
22- 4	2- 3	3- 1	OVERALL	6- 0	11- 0	3- 0				
11- 1	0- 1	2- 0	HOME	3- 0	6- 0	2- 0				
11- 3	2- 2	1- 1	AWAY	3- 0	5- 0	1- 0				
0- 0	0- 0	0- 0	NEUTRAL	0- 0	0- 0	0- 0				
12- 1	1- 1	2- 0	NON-CONFERENCE	2- 0	7- 0	3- 0				
6- 0	0- 0	1- 0	HOME	1- 0	4- 0	2- 0				
6- 1	1- 1	1- 0	AWAY	1- 0	3- 0	1- 0				
0- 0	0- 0	0- 0	NEUTRAL	0- 0	0- 0	0- 0				
10- 3	1- 2	1- 1	CONFERENCE	4- 0	4- 0	0- 0				
5- 1	0- 1	1- 0	HOME	2- 0	2- 0	0- 0				
5- 2	1- 1	0- 1	AWAY	2- 0	2- 0	0- 0				
0- 0	0- 0	0- 0	NEUTRAL	0- 0	0- 0	0- 0				

RPI	S	Opponent	Score	RPI	S	Opponent	Score	RPI	S	Opponent	Score	RPI	S	Opponent	Score
2	H	Notre Dame	69 100	30	H	Virginia	77 62	51	A	Miami (FL)	91 71	106	H	North Carolina	103 65
4	A	Louisville	50 49	32	A	Syracuse	69 76	51	H	Miami (FL)	105 67	137	A	Clemson	69 47
11	A	Texas	72 87	35	H	Arizona St.	77 66	72	H	Virginia Tech	107 62	137	H	Clemson	91 43
17	A	Iowa	94 93	37	A	Creighton	92 82	77	A	James Madison	79 63	149	H	Samford	87 62
20	A	NC State	56 65					90	H	Jacksonville	82 50	160	A	Florida	84 54
								97	A	Wake Forest	81 79	168	A	Pittsburgh	66 59

LAST 12 Division I GAMES:															
137	H	Clemson	91 43	4	A	Louisville	50 49	97	A	Wake Forest	81 79	72	H	Virginia Tech	107 62
51	A	Miami (FL)	91 71	72	H	Virginia Tech	107 62	51	H	Miami (FL)	105 67	229	H	North Florida	109 51
30	H	Virginia	77 62	51	A	Miami (FL)	105 67	32	A	Syracuse	69 76	236	A	Grambling	96 53
168	A	Pittsburgh	66 59	32	A	Syracuse	69 76	137	A	Clemson	69 47	288	H	Sacred Heart	101 52
20	A	NC State	56 65												
2	H	Notre Dame	69 100												

Non-Div I Games:

Florida St.

Average RPI Win: 187	WON-LOST	WINNING	LAST 10	STRENGTH OF	OPP. STRENGTH	TEAM	ADJ.	CONF.	ADJ CONF.
Average RPI Loss: 86	RECORD	PCT. RANK	GAMES	SCHEDULE	OF SCHEDULE	RPI	RPI	RPI	RPI
DIV. I ONLY	20- 6	40	8- 2	170	96	74	74	12	12
DIV. I NON-CONF.	9- 4	82	0- 0	116	62	68	68	10	10

TOTALS	RPI 1-25	RPI 26-50	W-L RECORDS	RPI 51-100	RPI 101-999	RPI 201+			
20- 6	0- 1	1- 1	OVERALL	3- 2	16- 2	8- 0			
13- 2	0- 1	1- 1	HOME	2- 0	10- 0	5- 0			
7- 4	0- 0	0- 0	AWAY	1- 2	6- 2	3- 0			
0- 0	0- 0	0- 0	NEUTRAL	0- 0	0- 0	0- 0			
9- 4	0- 1	1- 0	NON-CONFERENCE	2- 2	6- 1	3- 0			
7- 1	0- 1	1- 0	HOME	1- 0	5- 0	2- 0			
2- 3	0- 0	0- 0	AWAY	1- 2	1- 1	1- 0			
0- 0	0- 0	0- 0	NEUTRAL	0- 0	0- 0	0- 0			
11- 2	0- 0	0- 1	CONFERENCE	1- 0	10- 1	5- 0			
6- 1	0- 0	0- 1	HOME	1- 0	5- 0	3- 0			
5- 1	0- 0	0- 0	AWAY	0- 0	5- 1	2- 0			
0- 0	0- 0	0- 0	NEUTRAL	0- 0	0- 0	0- 0			

RPI 1-25				RPI 26-50				RPI 51-100				Team's RPI : 74				RPI 101+			
RPI	S	Opponent	Score	RPI	S	Opponent	Score	RPI	S	Opponent	Score	RPI	S	Opponent	Score	RPI	S	Opponent	Score
8	H	UCLA	30 67	34	H	Northern Colo.	48 33	52	A	St. John's (NY)	67 64	108	A	Saint Louis	85 91				
				40	H	Dayton	62 63	65	H	UC Davis	70 62	108	H	Saint Louis	66 63				
								80	A	Albany (NY)	52 59	110	A	George Mason	67 62				
								81	A	Penn St.	60 65	124	H	Bucknell	71 62				
								96	H	George Washington	61 50	157	H	Hartford	69 44				
												167	A	Davidson	58 45				
												167	H	Davidson	66 58				
												168	H	Pittsburgh	58 55				
												194	A	Richmond	43 38				
												201	A	Boston College	52 55				
												231	H	La Salle	66 45				
												256	H	St. Bonaventure	72 48				
												257	A	Manhattan	54 48				
												283	A	Massachusetts	62 51				
												287	A	VCU	64 54				
												324	H	UMBC	55 46				
												331	H	Rhode Island	76 64				
												336	H	Iona	78 48				
LAST 12 Division I GAMES:																			
231	H	La Salle	66 45	194	A	Richmond	43 38												
167	A	Davidson	58 45	40	H	Dayton	62 63												
331	H	Rhode Island	76 64	287	A	VCU	64 54												
108	A	Saint Louis	85 91	167	H	Davidson	66 58												
110	A	George Mason	67 62	108	H	Saint Louis	66 63												
256	H	St. Bonaventure	72 48	283	A	Massachusetts	62 51												

Non-Div I Games:

Fordham

Average RPI Win: 298

Average RPI Loss: 173

WON-LOST
RECORDWINNING
PCT. RANKLAST 10
GAMESSTRENGTH OF
SCHEDULEOPP. STRENGTH
OF SCHEDULETEAM
RPIADJ.
RPICONF.
RPIADJ CONF.
RPIDIV. I ONLY
DIV. I NON-CONF.3- 20
2- 8329
2901- 9
0- 0200
301257
321330
337330
33715
1715
17

TOTALS

RPI 1-25

RPI 26-50

W-L RECORDS

RPI 51-100

RPI 101-999

RPI 201+

3- 20

0- 0

0- 2

OVERALL

0- 3

3- 15

3- 8

3- 7

0- 0

0- 0

HOME

0- 1

3- 6

3- 2

0- 13

0- 0

0- 2

AWAY

0- 2

0- 9

0- 6

0- 0

0- 0

0- 0

NEUTRAL

0- 0

0- 0

0- 0

2- 8

0- 0

0- 1

NON-CONFERENCE

0- 1

2- 6

2- 5

2- 2

0- 0

0- 0

HOME

0- 0

2- 2

2- 1

0- 6

0- 0

0- 1

AWAY

0- 1

0- 4

0- 4

0- 0

0- 0

0- 0

NEUTRAL

0- 0

0- 0

0- 0

1- 12

0- 0

0- 1

CONFERENCE

0- 2

1- 9

1- 3

1- 5

0- 0

0- 0

HOME

0- 1

1- 4

1- 1

0- 7

0- 0

0- 1

AWAY

0- 1

0- 5

0- 2

0- 0

0- 0

0- 0

NEUTRAL

0- 0

0- 0

0- 0

RPI 1-25

RPI 26-50

RPI 51-100

RPI 101+

Team's RPI: 330

RPI S Opponent Score

RPI S Opponent Score

RPI S Opponent Score

RPI S Opponent Score

36 A South Dakota St. 49 105
46 A Michigan 45 7769 A South Dakota 43 85
69 H South Dakota 60 79
76 A Belmont 42 74101 A Western Ill. 44 91
101 H Western Ill. 64 100
125 H Milwaukee 48 60
177 A Denver 65 86
177 H Denver 55 73
196 A Oral Roberts 45 66
196 H Oral Roberts 48 73
212 A Xavier 50 62
213 A Illinois 50 64
238 A Omaha 61 77
238 H Omaha 76 65
266 A Coastal Caro. 58 67
275 A North Dakota St. 56 72
275 H North Dakota St. 52 66
285 A Valparaiso 50 68
309 H Loyola Chicago 79 70
334 H Ill. - Chicago 51 67
346 H Eastern Ill. 93 77

LAST 12 Division I GAMES:

275 H North Dakota St. 52 66
238 A Omaha 61 77
69 H South Dakota 60 79
177 A Denver 65 86
196 A Oral Roberts 45 66
36 A South Dakota St. 49 105275 A North Dakota St. 56 72
101 A Western Ill. 44 91
69 A South Dakota 43 85
238 H Omaha 76 65
177 H Denver 55 73
196 H Oral Roberts 48 73

Non-Div I Games:

Quincy

73 72

Maryville (MO)

70

76

Findlay

55

75

Fort Wayne

Loss, Non-Conf, S Site, H Home A Away N Neutral

Average RPI Win:	206	WON-LOST	WINNING	LAST 10	STRENGTH OF	OPP. STRENGTH	TEAM	ADJ.	CONF.	ADJ CONF.
Average RPI Loss:	169	RECORD	PCT. RANK	GAMES	SCHEDULE	OF SCHEDULE	RPI	RPI	RPI	RPI
DIV. I ONLY	15- 10	115	7- 3	239	145	147	147	16	16	
DIV. I NON-CONF.	5- 6	187	0- 0	144	232	193	193	14	14	

TOTALS	RPI 1-25	RPI 26-50	W-L RECORDS	RPI 51-100	RPI 101-999	RPI 201+				
15- 10	0- 0	0- 1	OVERALL	2- 1	13- 8	9- 4				
11- 2	0- 0	0- 1	HOME	1- 0	10- 1	6- 1				
4- 8	0- 0	0- 0	AWAY	1- 1	3- 7	3- 3				
0- 0	0- 0	0- 0	NEUTRAL	0- 0	0- 0	0- 0				
5- 6	0- 0	0- 1	NON-CONFERENCE	0- 0	5- 5	2- 2				
4- 2	0- 0	0- 1	HOME	0- 0	4- 1	1- 1				
1- 4	0- 0	0- 0	AWAY	0- 0	1- 4	1- 1				
0- 0	0- 0	0- 0	NEUTRAL	0- 0	0- 0	0- 0				
10- 4	0- 0	0- 0	CONFERENCE	2- 1	8- 3	7- 2				
7- 0	0- 0	0- 0	HOME	1- 0	6- 0	5- 0				
3- 4	0- 0	0- 0	AWAY	1- 1	2- 3	2- 2				
0- 0	0- 0	0- 0	NEUTRAL	0- 0	0- 0	0- 0				

RPI	S	Opponent	Score	RPI	S	Opponent	Score	RPI	S	Opponent	Score	RPI	S	Opponent	Score	Team's RPI: 147
35	H	Arizona St.	49	81	73	H	Wyoming	60	47	113	H	Colorado St.	56	45		
					87	A	New Mexico	75	88	136	A	Texas St.	59	76		
					92	A	UNLV	74	72	151	A	San Francisco	62	70		
										163	H	Eastern Wash.	81	56		
										164	H	Pacific	81	70		
										165	A	Boise St.	66	75		
										173	H	Weber St.	81	78		
										179	A	UT Arlington	54	67		
										202	A	Nevada	73	90		
										202	H	Nevada	68	55		
										207	A	UC Santa Barbara	64	57		
										218	A	CSUN	72	85		
										226	H	UC Riverside	56	68		
										245	H	Montana	61	58		
										248	A	San Diego St.	66	60		
										248	H	San Diego St.	64	53		
										251	H	San Jose St.	81	71		
										295	A	Utah St.	52	60		
										295	H	Utah St.	57	56		
										307	A	Air Force	64	58		
										307	H	Air Force	64	48		

LAST 12 Division I GAMES:																
251	H	San Jose St.	81	71	92	A	UNLV	74	72							
248	A	San Diego St.	66	60	248	H	San Diego St.	64	53							
73	H	Wyoming	60	47	87	A	New Mexico	75	88							
202	H	Nevada	68	55	165	A	Boise St.	66	75							
307	H	Air Force	64	48	113	H	Colorado St.	56	45							
295	A	Utah St.	52	60	295	H	Utah St.	57	56							

Non-Div I Games:

Fresno St.

Average RPI Win: 216
Average RPI Loss: 162

WON-LOST
RECORD

WINNING
PCT. RANK

LAST 10
GAMES

STRENGTH OF
SCHEDULE

OPP. STRENGTH
OF SCHEDULE

TEAM
RPI

ADJ.
RPI

CONF.
RPI

ADJ CONF.
RPI

DIV. I ONLY	13- 11	148	4- 5	243	148	174	174	17	17
DIV. I NON-CONF.	7- 5	132	0- 0	286	162	160	160	16	16
<hr/>									
TOTALS	RPI 1-25	RPI 26-50	W-L RECORDS	RPI 51-100	RPI 101-999	RPI 201+			
13- 11	0- 0	0- 1	OVERALL	1- 2	12- 8	8- 5			
8- 2	0- 0	0- 0	HOME	0- 1	8- 1	5- 0			
4- 8	0- 0	0- 0	AWAY	0- 0	4- 3	3- 2			
1- 1	0- 0	0- 0	NEUTRAL	1- 0	0- 1	0- 1			
7- 5	0- 0	0- 1	NON-CONFERENCE	1- 0	6- 4	5- 3			
4- 0	0- 0	0- 0	HOME	0- 0	4- 0	3- 0			
2- 4	0- 0	0- 1	AWAY	0- 0	2- 3	2- 2			
1- 1	0- 0	0- 0	NEUTRAL	1- 0	0- 1	0- 1			
6- 6	0- 0	0- 0	CONFERENCE	0- 2	6- 4	3- 2			
4- 2	0- 0	0- 0	HOME	0- 1	4- 1	2- 0			
2- 4	0- 0	0- 0	AWAY	0- 1	2- 3	1- 2			
0- 0	0- 0	0- 0	NEUTRAL	0- 0	0- 0	0- 0			

RPI 1-25	RPI 26-50	RPI 51-100	RPI 101+	Team's RPI: 174
RPI S Opponent Score	RPI S Opponent Score	RPI S Opponent Score	RPI S Opponent Score	
	28 A Georgia 44 79	61 A Mercer 53 65	106 A North Carolina 56 84	
		61 H Mercer 64 86	115 A Chattanooga 50 45	
		82 N Ohio 70 68	115 H Chattanooga 58 57	
			131 H ETSU 57 69	
			149 A Samford 58 62	
			149 H Samford 45 41	
			167 H Davidson 65 62	
			212 N Xavier 62 75	
			223 A UNC Asheville 71 63	
			224 A Gardner-Webb 57 71	
			230 A UNCG 74 76	
			230 H UNCG 55 54	
			253 H Col. of Charleston 72 58	
			277 A Presbyterian 75 76	
			282 H UNCW 76 71	
			284 A USC Upstate 80 59	
			299 A Wofford 48 79	
			301 H Kennesaw St. 78 59	
			303 A Western Caro. 68 59	
			303 H Western Caro. 66 46	
LAST 12 Division I GAMES:				
115 A Chattanooga 50 45	115 H Chattanooga 58 57			
303 H Western Caro. 66 46	131 H ETSU 57 69			
230 H UNCG 55 54	230 A UNCG 74 76			
149 A Samford 58 62	303 A Western Caro. 68 59			
61 A Mercer 53 65	61 H Mercer 64 86			
299 A Wofford 48 79	149 H Samford 45 41			

Non-Div I Games:

Pfeiffer

102 51

Bob Jones

93 46

Converse

80 41

Furman

Average RPI Win: 277

Average RPI Loss: 180

WON-LOST
RECORDWINNING
PCT. RANKLAST 10
GAMESSTRENGTH OF
SCHEDULEOPP. STRENGTH
OF SCHEDULETEAM
RPIADJ.
RPICONF.
RPIADJ CONF.
RPIDIV. I ONLY
DIV. I NON-CONF.3- 19
1- 8328
3132- 8
0- 0178
127301
337320
290320
29023
2323
23

TOTALS

RPI 1-25

RPI 26-50

W-L RECORDS

RPI 51-100

RPI 101-999

RPI 201+

3- 19

0- 0

0- 1

OVERALL

0- 3

3- 15

2- 7

2- 9

0- 0

0- 0

HOME

0- 2

2- 7

1- 3

1- 10

0- 0

0- 1

AWAY

0- 1

1- 8

1- 4

0- 0

0- 0

0- 0

NEUTRAL

0- 0

0- 0

0- 0

1- 8

0- 0

0- 1

NON-CONFERENCE

0- 3

1- 4

1- 4

0- 5

0- 0

0- 0

HOME

0- 2

0- 3

0- 3

1- 3

0- 0

0- 1

AWAY

0- 1

1- 1

1- 1

0- 0

0- 0

0- 0

NEUTRAL

0- 0

0- 0

0- 0

2- 11

0- 0

0- 0

CONFERENCE

0- 0

2- 11

1- 3

2- 4

0- 0

0- 0

HOME

0- 0

2- 4

1- 0

0- 7

0- 0

0- 0

AWAY

0- 0

0- 7

0- 3

0- 0

0- 0

0- 0

NEUTRAL

0- 0

0- 0

0- 0

RPI 1-25

RPI 26-50

RPI 51-100

RPI 101+

Team's RPI: 320

RPI S Opponent Score

RPI S Opponent Score

RPI S Opponent Score

RPI S Opponent Score

45 A UCF 38 62

61 A Mercer 45 72

119 A Little Rock 52 92

67 H IUPUI 52 72

119 H Little Rock 34 64

85 H Alabama 36 84

136 H Texas St. 56 81

138 A South Ala. 52 79

169 H Louisiana 48 58

179 H UT Arlington 73 68

180 A Troy 47 88

190 A Arkansas St. 48 69

190 H Arkansas St. 62 71

205 H Stony Brook 49 68

217 A N.C. A&T 49 60

260 A Appalachian St. 56 87

266 A Coastal Caro. 51 54

301 H Kennesaw St. 58 60

314 A South Carolina St. 61 58

321 A Georgia St. 56 71

338 H La.-Monroe 75 45

342 H Savannah St. 67 71

LAST 12 Division I GAMES:

169 H Louisiana 48 58

321 A Georgia St. 56 71

338 H La.-Monroe 75 45

260 A Appalachian St. 56 87

190 A Arkansas St. 48 69

266 A Coastal Caro. 51 54

119 A Little Rock 52 92

119 H Little Rock 34 64

179 H UT Arlington 73 68

190 H Arkansas St. 62 71

136 H Texas St. 56 81

138 A South Ala. 52 79

Non-Div I Games:

Coastal Ga.

68 63

Thomas (GA)

79 51

Ga. Southern

Average RPI Win:	272	WON-LOST	WINNING	LAST 10	STRENGTH OF	OPP. STRENGTH	TEAM	ADJ.	CONF.	ADJ CONF.
Average RPI Loss:	154	RECORD	PCT. RANK	GAMES	SCHEDULE	OF SCHEDULE	RPI	RPI	RPI	RPI
DIV. I ONLY	13- 9	125	4- 6	324	284	224	224	27	27	
DIV. I NON-CONF.	7- 2	51	0- 0	288	206	117	117	28	28	
<hr/>										
TOTALS	RPI 1-25	RPI 26-50	W-L RECORDS	RPI 51-100	RPI 101-999	RPI 201+				
13- 9	0- 0	0- 1	OVERALL	0- 3	13- 5	10- 3				
8- 4	0- 0	0- 1	HOME	0- 1	8- 2	6- 2				
5- 5	0- 0	0- 0	AWAY	0- 0	5- 3	4- 1				
0- 0	0- 0	0- 0	NEUTRAL	0- 0	0- 0	0- 0				
7- 2	0- 0	0- 1	NON-CONFERENCE	0- 1	7- 0	5- 0				
4- 1	0- 0	0- 1	HOME	0- 0	4- 0	3- 0				
3- 1	0- 0	0- 0	AWAY	0- 1	3- 0	2- 0				
0- 0	0- 0	0- 0	NEUTRAL	0- 0	0- 0	0- 0				
6- 7	0- 0	0- 0	CONFERENCE	0- 2	6- 5	5- 3				
4- 3	0- 0	0- 0	HOME	0- 1	4- 2	3- 2				
2- 4	0- 0	0- 0	AWAY	0- 1	2- 3	2- 1				
0- 0	0- 0	0- 0	NEUTRAL	0- 0	0- 0	0- 0				

RPI 1-25				RPI 26-50				RPI 51-100				RPI 101+ Team's RPI: 224			
RPI	S	Opponent	Score	RPI	S	Opponent	Score	RPI	S	Opponent	Score	RPI	S	Opponent	Score
				45	H	UCF	30 65	89	A	Liberty	41 59	139	A	Radford	46 66
								89	H	Liberty	60 85	139	H	Radford	69 53
								95	A	Kentucky	34 72	167	A	Davi dson	70 65
												174	H	Furman	71 57
												184	A	Hi gh Point	80 83
												209	A	Morehead St.	68 60
												223	H	UNC Asheville	60 61
												249	H	Campbel l	44 73
												273	A	Mt. St. Mary's	75 67
												277	A	Presbyteri an	69 72
												284	H	USC Upstate	60 39
												299	H	Wofford	73 55
												303	H	Western Caro.	70 67
												306	H	Charleston So.	68 52
												341	A	Wi nthrop	66 59
												341	H	Wi nthrop	68 55
												347	A	Longwood	61 54
												347	H	Longwood	52 41
<hr/>															
LAST 12 Division I GAMES:															
				347	H	Longwood	52 41	249	H	Campbel l	44 73				
				341	H	Winthrop	68 55	306	H	Charleston So.	68 52				
				89	A	Liberty	41 59	277	A	Presbyteri an	69 72				
				139	A	Radford	46 66	89	H	Liberty	60 85				
				223	H	UNC Asheville	60 61	347	A	Longwood	61 54				
				341	A	Winthrop	66 59	139	H	Radford	69 53				

Non-Div I Games: Montreat 83 26 Pfeiffer 72 53 Converse 82 59

Gardner-Webb

Average RPI Win:	234	WON-LOST	WINNING	LAST 10	STRENGTH OF	OPP. STRENGTH	TEAM	ADJ.	CONF.	ADJ CONF.
Average RPI Loss:	82	RECORD	PCT. RANK	GAMES	SCHEDULE	OF SCHEDULE	RPI	RPI	RPI	RPI
DIV. I ONLY	20- 7	50	7- 3	273	159	110	110	12	12	
DIV. I NON-CONF.	11- 3	45	0- 0	276	256	100	100	10	10	

TOTALS	RPI 1-25	RPI 26-50	W-L RECORDS	RPI 51-100	RPI 101-999	RPI 201+				
20- 7	0- 0	0- 1	OVERALL	2- 5	18- 1	14- 0				
13- 2	0- 0	0- 0	HOME	1- 2	12- 0	9- 0				
6- 5	0- 0	0- 0	AWAY	0- 1	6- 1	5- 0				
1- 0	0- 0	0- 0	NEUTRAL	1- 0	0- 0	0- 0				
11- 3	0- 0	0- 1	NON-CONFERENCE	2- 1	9- 1	9- 0				
9- 0	0- 0	0- 0	HOME	1- 0	8- 0	8- 0				
1- 3	0- 0	0- 1	AWAY	0- 1	1- 1	1- 0				
1- 0	0- 0	0- 0	NEUTRAL	1- 0	0- 0	0- 0				
9- 4	0- 0	0- 0	CONFERENCE	0- 4	9- 0	5- 0				
4- 2	0- 0	0- 0	HOME	0- 2	4- 0	1- 0				
5- 2	0- 0	0- 0	AWAY	0- 2	5- 0	4- 0				
0- 0	0- 0	0- 0	NEUTRAL	0- 0	0- 0	0- 0				

RPI	S	Opponent	Score	RPI	S	Opponent	Score	RPI	S	Opponent	Score	RPI	S	Opponent	Score	Team's RPI: 110
46	A	Michigan	61	75	55	H	American	71	53	108	H	Saint Louis	81	72		
					57	A	Duquesne	64	71	143	A	Colorado	61	76		
					59	A	Houston	73	82	156	A	Saint Joseph's	65	57		
					74	H	Fordham	62	67	167	H	Davidson	74	61		
					86	N	Drake	87	75	194	H	Richmond	77	56		
					96	A	George Washington	52	62	228	H	Southeast Mo. St.	57	38		
					96	H	George Washington	61	65	231	A	La Salle	69	56		
										235	A	Loyola Maryland	80	72		
										255	H	Illinois St.	56	37		
										256	A	St. Bonaventure	76	63		
										278	H	Old Dominion	66	53		
										279	H	UMES	82	68		
										281	H	LIU Brooklyn	73	70		
										283	H	Massachusetts	71	60		
										287	A	VCU	65	42		
										293	H	Eastern Ky.	64	41		
										324	H	UMBC	58	38		
										331	A	Rhode Island	92	53		
										347	H	Longwood	60	41		
LAST 12 Division I GAMES:																
287	A	VCU	65	42	108	H	Saint Louis	81	72							
283	H	Massachusetts	71	60	57	A	Duquesne	64	71							
96	H	George Washington	61	65	194	H	Richmond	77	56							
156	A	Saint Joseph's	65	57	331	A	Rhode Island	92	53							
256	A	St. Bonaventure	76	63	96	A	George Washington	52	62							
74	H	Fordham	62	67	231	A	La Salle	69	56							

Non-Div I Games:

George Mason

Average RPI	Win: 208	WON-LOST	WINNING	LAST 10	STRENGTH OF	OPP. STRENGTH	TEAM	ADJ.	CONF.	ADJ CONF.
Average RPI	Loss: 54	RECORD	PCT. RANK	GAMES	SCHEDULE	OF SCHEDULE	RPI	RPI	RPI	RPI
DIV. I ONLY	13- 12	167	6- 4	34	110	96	96	12	12	
DIV. I NON-CONF.	5- 7	212	0- 0	15	53	107	107	10	10	

TOTALS	RPI 1-25	RPI 26-50	W-L RECORDS	RPI 51-100	RPI 101-999	RPI 201+				
13- 12	0- 2	0- 5	OVERALL	1- 3	12- 2	7- 0				
7- 7	0- 1	0- 3	HOME	1- 1	6- 2	3- 0				
6- 5	0- 0	0- 0	AWAY	0- 0	6- 0	4- 0				
0- 0	0- 0	0- 0	NEUTRAL	0- 0	0- 0	0- 0				
5- 7	0- 2	0- 3	NON-CONFERENCE	1- 1	4- 1	2- 0				
3- 4	0- 1	0- 2	HOME	1- 0	2- 1	0- 0				
2- 3	0- 1	0- 1	AWAY	0- 1	2- 0	2- 0				
0- 0	0- 0	0- 0	NEUTRAL	0- 0	0- 0	0- 0				
8- 5	0- 0	0- 2	CONFERENCE	0- 2	8- 1	5- 0				
4- 3	0- 0	0- 1	HOME	0- 1	4- 1	3- 0				
4- 2	0- 0	0- 1	AWAY	0- 1	4- 0	2- 0				
0- 0	0- 0	0- 0	NEUTRAL	0- 0	0- 0	0- 0				

RPI 1-25					RPI 26-50					RPI 51-100					Team's RPI : 96					RPI 101+				
RPI	S	Opponent	Score		RPI	S	Opponent	Score		RPI	S	Opponent	Score		RPI	S	Opponent	Score		RPI	S	Opponent	Score	
19	A	Maryl and	54	80	31	A	Princeton	52	72	55	H	Ameri can	61	44	108	H	Saint Loui s	69	72					
25	H	South Fla.	78	83	32	H	Syracuse	62	74	57	H	Duquesne	53	54	110	A	George Mason	65	61					
					36	H	South Dakota St.	88	97	61	A	Mercer	44	61	110	H	George Mason	62	52					
					40	A	Dayton	55	66	74	A	Fordham	50	61	129	H	Vanderbil t	59	69					
					40	H	Dayton	53	57						135	H	Georgetown	65	54					
															167	A	Davidson	53	48					
															188	H	Wi sconsin	61	46					
															231	H	La Salle	60	45					
															256	A	St. Bonaventure	63	56					
															259	A	Towson	66	43					
															283	H	Massachusetts	55	49					
															287	A	VCU	61	39					
															292	A	Monmouth	59	45					
															331	H	Rhode Isl and	65	52					

LAST 12 Division I GAMES:																								
283	H	Massachusetts	55	49	331	H	Rhode Isl and	65	52															
40	H	Dayton	53	57	40	A	Dayton	55	66															
110	A	George Mason	65	61	167	A	Davidson	53	48															
256	A	St. Bonaventure	63	56	57	H	Duquesne	53	54															
231	H	La Salle	60	45	110	H	George Mason	62	52															
108	H	Saint Louis	69	72	287	A	VCU	61	39															

Non-Div I Games:

George Washington

Average RPI Win:	194	WON-LOST	WINNING	LAST 10	STRENGTH OF	OPP. STRENGTH	TEAM	ADJ.	CONF.	ADJ CONF.
Average RPI Loss:	61	RECORD	PCT. RANK	GAMES	SCHEDULE	OF SCHEDULE	RPI	RPI	RPI	RPI
DIV. I ONLY	11- 13	200	4- 6	115	35	135	135	6	6	
DIV. I NON-CONF.	5- 5	170	0- 0	242	51	174	174	6	6	

TOTALS	RPI 1-25	RPI 26-50	W-L RECORDS	RPI 51-100	RPI 101-999	RPI 201+				
11- 13	0- 4	1- 2	OVERALL	1- 4	9- 3	6- 0				
5- 5	0- 2	1- 1	HOME	1- 1	3- 1	3- 0				
5- 6	0- 2	0- 1	AWAY	0- 3	5- 0	3- 0				
1- 2	0- 0	0- 0	NEUTRAL	0- 0	1- 2	0- 0				
5- 5	0- 1	0- 1	NON-CONFERENCE	0- 1	5- 2	4- 0				
2- 1	0- 0	0- 1	HOME	0- 0	2- 0	2- 0				
2- 2	0- 1	0- 0	AWAY	0- 1	2- 0	2- 0				
1- 2	0- 0	0- 0	NEUTRAL	0- 0	1- 2	0- 0				
6- 8	0- 3	1- 1	CONFERENCE	1- 3	4- 1	2- 0				
3- 4	0- 2	1- 0	HOME	1- 1	1- 1	1- 0				
3- 4	0- 1	0- 1	AWAY	0- 2	3- 0	1- 0				
0- 0	0- 0	0- 0	NEUTRAL	0- 0	0- 0	0- 0				

RPI 1-25				RPI 26-50				RPI 51-100				RPI 101+				Team's RPI: 135
RPI	S	Opponent	Score	RPI	S	Opponent	Score	RPI	S	Opponent	Score	RPI	S	Opponent	Score	
20	A	NC State	49 63	33	H	Marquette	85 58	52	A	St. John's (NY)	41 64	103	N	Auburn	40 60	
22	H	DePaul	62 78	37	A	Creighton	58 69	52	H	St. John's (NY)	63 71	109	A	Butler	63 52	
24	A	Villanova	67 68	39	H	Minnesota	63 73	96	A	George Washington	54 65	109	H	Butler	57 66	
24	H	Villanova	58 60					99	A	Seton Hall	65 70	115	N	Chattanooga	41 54	
								99	H	Seton Hall	71 52	192	N	Northwestern	55 54	
												193	A	Providence	75 43	
												212	A	Xavier	65 48	
												212	H	Xavier	65 60	
												235	A	Loyola Maryland	72 54	
												252	H	Howard	93 41	
												287	A	VCU	71 59	
												308	H	FIU	77 56	

LAST 12 Division I GAMES:																
52	H	St. John's (NY)	63 71	33	H	Marquette	85 58	99	A	Seton Hall	65 70	52	A	St. John's (NY)	41 64	
99	H	Seton Hall	71 52	24	A	Villanova	67 68	24	H	Villanova	58 60	109	H	Butler	57 66	
212	A	Xavier	65 48	109	A	Butler	63 52	212	H	Xavier	65 60					
22	H	DePaul	62 78													

Non-Div I Games:

Georgetown

Average RPI	Win:	145	WON-LOST	WINNING	LAST 10	STRENGTH OF	OPP. STRENGTH	TEAM	ADJ.	CONF.	ADJ CONF.
Average RPI	Loss:	13	RECORD	PCT. RANK	GAMES	SCHEDULE	OF SCHEDULE	RPI	RPI	RPI	RPI
DIV. I ONLY		21- 5	25	7- 3	61	38	28	28	2	2	
DIV. I NON-CONF.		12- 1	6	0- 0	109	147	28	28	2	2	

TOTALS	RPI 1-25		RPI 26-50		W-L RECORDS		RPI 51-100		RPI 101-999		RPI 201+
21- 5	2- 4		1- 1		OVERALL		4- 0		14- 0		6- 0
13- 3	1- 3		0- 0		HOME		2- 0		10- 0		5- 0
8- 2	1- 1		1- 1		AWAY		2- 0		4- 0		1- 0
0- 0	0- 0		0- 0		NEUTRAL		0- 0		0- 0		0- 0
12- 1	0- 1		1- 0		NON-CONFERENCE		3- 0		8- 0		6- 0
8- 1	0- 1		0- 0		HOME		2- 0		6- 0		5- 0
4- 0	0- 0		1- 0		AWAY		1- 0		2- 0		1- 0
0- 0	0- 0		0- 0		NEUTRAL		0- 0		0- 0		0- 0
9- 4	2- 3		0- 1		CONFERENCE		1- 0		6- 0		0- 0
5- 2	1- 2		0- 0		HOME		0- 0		4- 0		0- 0
4- 2	1- 1		0- 1		AWAY		1- 0		2- 0		0- 0
0- 0	0- 0		0- 0		NEUTRAL		0- 0		0- 0		0- 0

RPI 1-25				RPI 26-50				Team's RPI: 28				RPI 51-100				RPI 101+			
RPI	S	Opponent	Score	RPI	S	Opponent	Score	RPI	S	Opponent	Score	RPI	S	Opponent	Score	RPI	S	Opponent	Score
3	H	Mississippi St.	62 86	27	A	LSU	60 71	61	A	Mercer	72 54	103	H	Auburn	60 48				
10	A	Tennessee	46 62	30	A	Virginia	64 61	64	H	Georgia Tech	60 53	104	H	Arkansas	78 65				
11	H	Texas	53 81					95	A	Kentucky	56 42	128	A	BYU	79 63				
15	H	South Carolina	65 77					98	H	Wright St.	87 71	129	A	Vanderbilt	81 52				
16	H	Missouri	62 50									129	H	Vanderbilt	67 55				
21	A	Texas A&M	92 84									141	H	Ole Miss	69 45				
												160	A	Florida	66 57				
												174	H	Furman	79 44				
												217	A	N. C. A&T	73 63				
												229	H	North Florida	75 37				
												252	H	Howard	87 47				
												299	H	Wofford	95 56				
												300	H	Tennessee Tech	56 48				
												303	H	Western Caro.	76 50				
LAST 12 Division I GAMES:																			
15	H	South Carolina	65 77	16	H	Missouri	62 50												
10	A	Tennessee	46 62	103	H	Auburn	60 48												
129	H	Vanderbilt	67 55	21	A	Texas A&M	92 84												
141	H	Ole Miss	69 45	104	H	Arkansas	78 65												
27	A	LSU	60 71	95	A	Kentucky	56 42												
160	A	Florida	66 57	129	A	Vanderbilt	81 52												

Non-Div I Games:

Georgia

Average RPI Win:	286	WON-LOST	WINNING	LAST 10	STRENGTH OF	OPP. STRENGTH	TEAM	ADJ.	CONF.	ADJ CONF.
Average RPI Loss:	168	RECORD	PCT. RANK	GAMES	SCHEDULE	OF SCHEDULE	RPI	RPI	RPI	RPI
DIV. I ONLY	4- 18	314	2- 8	213	207	321	321	23	23	
DIV. I NON-CONF.	2- 7	286	0- 0	183	116	283	283	23	23	

TOTALS	RPI 1-25	RPI 26-50	W-L RECORDS	RPI 51-100	RPI 101-999	RPI 201+				
4- 18	0- 1	0- 1	OVERALL	0- 1	4- 15	3- 5				
4- 7	0- 0	0- 1	HOME	0- 0	4- 6	3- 1				
0- 11	0- 0	0- 0	AWAY	0- 0	0- 0	0- 0				
0- 0	0- 0	0- 0	NEUTRAL	0- 0	0- 0	0- 0				
2- 7	0- 1	0- 1	NON-CONFERENCE	0- 1	2- 4	1- 3				
2- 2	0- 0	0- 1	HOME	0- 0	2- 1	1- 1				
0- 5	0- 1	0- 0	AWAY	0- 1	0- 3	0- 2				
0- 0	0- 0	0- 0	NEUTRAL	0- 0	0- 0	0- 0				
2- 11	0- 0	0- 0	CONFERENCE	0- 0	2- 11	2- 2				
2- 5	0- 0	0- 0	HOME	0- 0	2- 5	2- 0				
0- 6	0- 0	0- 0	AWAY	0- 0	0- 6	0- 2				
0- 0	0- 0	0- 0	NEUTRAL	0- 0	0- 0	0- 0				

RPI 1-25				RPI 26-50				RPI 51-100				RPI 101+ Team's RPI: 321			
RPI	S	Opponent	Score	RPI	S	Opponent	Score	RPI	S	Opponent	Score	RPI	S	Opponent	Score
3	A	Mississippi St.	50 106	43	H	Western Ky.	63 74	64	A	Georgia Tech	51 75	119	A	Little Rock	47 54
												119	H	Little Rock	50 65
												136	H	Texas St.	63 83
												138	A	South Ala.	52 88
												160	A	Florida	66 82
												169	H	Louisiana	60 75
												179	H	UT Arlington	76 81
												180	A	Troy	86 90
												190	A	Arkansas St.	63 76
												190	H	Arkansas St.	58 75
												197	H	Jacksonville St.	55 41
												225	H	Fla. Atlantic	50 82
												260	A	Appalachian St.	62 77
												266	A	Coastal Caro.	49 64
												282	A	UNCW	62 74
												287	H	VCU	61 56
												301	A	Kennesaw St.	61 71
												320	H	Ga. Southern	71 56
												338	H	La.-Monroe	70 57
LAST 12 Division I GAMES:															
338	H	La.-Monroe	70 57	320	H	Ga. Southern	71 56								
169	H	Louisiana	60 75	266	A	Coastal Caro.	49 64								
119	A	Little Rock	47 54	260	A	Appalachian St.	62 77								
190	A	Arkansas St.	63 76	190	H	Arkansas St.	58 75								
136	H	Texas St.	63 83	119	H	Little Rock	50 65								
179	H	UT Arlington	76 81	180	A	Troy	86 90								

Non-Div I Games: Allen 101 56 North Greenville 91 89

Georgia St.

Loss,
Non-Conf, S Site,
H Home
A Away
N Neutral

Average RPI		Win: 177	WON-LOST RECORD	WINNING PCT. RANK	LAST 10 GAMES	STRENGTH OF SCHEDULE	OPP. STRENGTH OF SCHEDULE	TEAM RPI	ADJ. RPI	CONF. RPI	ADJ. CONF. RPI
Loss: 35											
DIV. I ONLY			16- 11	124	4- 6	26	46	64	64	1	1
DIV. I NON-CONF.			11- 2	22	0- 0	80	221	32	32	1	1
TOTALS		RPI 1-25		RPI 26-50		W-L RECORDS		RPI 51-100		RPI 101-999	RPI 201+
16- 11	0- 6			2- 3		OVERALL		2- 1		12- 1	5- 0
12- 3	0- 2			1- 1		HOME		1- 0		10- 0	4- 0
3- 7	0- 3			1- 2		AWAY		0- 1		2- 1	1- 0
1- 1	0- 1			0- 0		NEUTRAL		1- 0		0- 0	0- 0
11- 2	0- 1			2- 1		NON-CONFERENCE		1- 0		8- 0	5- 0
8- 0	0- 0			1- 0		HOME		0- 0		7- 0	4- 0
2- 1	0- 0			1- 1		AWAY		0- 0		1- 0	1- 0
1- 1	0- 1			0- 0		NEUTRAL		1- 0		0- 0	0- 0
5- 9	0- 5			0- 2		CONFERENCE		1- 1		4- 1	0- 0
4- 3	0- 2			0- 1		HOME		1- 0		3- 0	0- 0
1- 6	0- 3			0- 1		AWAY		0- 1		1- 1	0- 0
0- 0	0- 0			0- 0		NEUTRAL		0- 0		0- 0	0- 0

RPI 1-25					RPI 26-50					RPI 51-100					RPI 101+				
RPI	S	Opponent	Score		RPI	S	Opponent	Score		RPI	S	Opponent	Score		RPI	S	Opponent	Score	
2	A	Notre Dame	69	85	28	A	Georgia	53	60	71	N	Penn	69	55	106	H	North Carolina	79	61
2	H	Notre Dame	54	77	30	H	Virginia	56	62	72	A	Virginia Tech	62	68	123	H	Middle Tenn.	48	45
4	H	Louisville	71	74	31	A	Princeton	67	56	97	H	Wake Forest	79	67	137	A	Clemson	60	48
5	N	Baylor	57	80	32	A	Syracuse	77	88						137	H	Clemson	66	33
18	A	Duke	59	77	41	H	Purdue	68	55						168	A	Pittsburgh	62	68
20	A	NC State	43	56											179	H	UT Arlington	80	52
LAST 12 Division I GAMES:																			
					106	H	North Carolina	79	61	72	A	Virginia Tech	62	68					
					2	A	Notre Dame	69	85	97	H	Wake Forest	79	67					
					201	H	Boston College	67	43	168	A	Pittsburgh	62	68					
					137	A	Clemson	60	48	20	A	NC State	43	56					
					18	A	Duke	59	77	2	H	Notre Dame	54	77					
					30	H	Virginia	56	62	32	A	Syracuse	77	88					

Non-Div I Games:

Georgi a Tech

Average RPI Win: 178	WON-LOST RECORD	WINNING PCT. RANK	LAST 10 GAMES	STRENGTH OF SCHEDULE	OPP. STRENGTH OF SCHEDULE	TEAM RPI	ADJ. RPI	CONF. RPI	ADJ CONF. RPI
Average RPI Loss: 75									
DIV. I ONLY	21- 5	25	9- 1	95	138	44	44	13	13
DIV. I NON-CONF.	7- 4	102	0- 0	21	130	48	48	11	11

TOTALS	RPI 1-25	RPI 26-50	W-L RECORDS	RPI 51-100	RPI 101-999	RPI 201+			
21- 5	0- 1	0- 0	OVERALL	2- 3	19- 1	7- 0			
10- 2	0- 0	0- 0	HOME	0- 2	10- 0	3- 0			
10- 1	0- 0	0- 0	AWAY	2- 0	8- 1	4- 0			
1- 2	0- 1	0- 0	NEUTRAL	0- 1	1- 0	0- 0			
7- 4	0- 1	0- 0	NON-CONFERENCE	1- 2	6- 1	1- 0			
4- 1	0- 0	0- 0	HOME	0- 1	4- 0	0- 0			
2- 1	0- 0	0- 0	AWAY	1- 0	1- 1	1- 0			
1- 2	0- 1	0- 0	NEUTRAL	0- 1	1- 0	0- 0			
14- 1	0- 0	0- 0	CONFERENCE	1- 1	13- 0	6- 0			
6- 1	0- 0	0- 0	HOME	0- 1	6- 0	3- 0			
8- 0	0- 0	0- 0	AWAY	1- 0	7- 0	3- 0			
0- 0	0- 0	0- 0	NEUTRAL	0- 0	0- 0	0- 0			

RPI S	Opponent	Score	RPI S	Opponent	Score	RPI S	Opponent	Score	RPI S	Opponent	Score
22 N	DePaul	71 88				70 A	Saint Mary's (CA)	73 65	101 H	Western Ill.	80 65
						70 H	Saint Mary's (CA)	56 72	112 H	Saint Francis (PA)	97 74
						76 N	Belmont	63 71	113 A	Colorado St.	49 65
						88 A	Washington St.	64 56	121 H	Portland St.	91 52
						92 H	UNLV	50 52	128 A	BYU	84 70
									144 N	Kent St.	77 57
									150 A	Loyol a Marymount	75 69
									150 H	Loyol a Marymount	77 67
									151 A	San Francisco	81 57
									151 H	San Francisco	74 47
									163 H	Eastern Wash.	69 45
									164 A	Paci fi c	99 72
									164 H	Paci fi c	90 66
									208 A	San Di ego	63 44
									232 H	Pepperdi ne	73 51
									245 A	Montana	70 55
									286 A	Santa Clara	63 51
									286 H	Santa Clara	71 44
									313 A	Portland	70 56
									313 H	Portland	75 36
LAST 12 Division I GAMES:											
150 A	Loyol a Marymount	75 69	313 H	Portland	75 36						
70 H	Saint Mary's (CA)	56 72	286 H	Santa Clara	71 44						
164 H	Paci fi c	90 66	70 A	Saint Mary's (CA)	73 65						
128 A	BYU	84 70	151 H	San Francisco	74 47						
208 A	San Di ego	63 44	313 A	Portland	70 56						
151 A	San Franci sco	81 57	150 H	Loyol a Marymount	77 67						

Non-Div I Games:

Gonzaga

Average RPI Win:	293	WON-LOST	WINNING	LAST 10	STRENGTH OF	OPP. STRENGTH	TEAM	ADJ.	CONF.	ADJ CONF.
Average RPI Loss:	170	RECORD	PCT. RANK	GAMES	SCHEDULE	OF SCHEDULE	RPI	RPI	RPI	RPI
DIV. I ONLY	12- 12	175	7- 3	329	292	236	236	32	32	
DIV. I NON-CONF.	3- 8	268	0- 0	280	87	274	274	32	32	

TOTALS	RPI 1-25	RPI 26-50	W-L RECORDS	RPI 51-100	RPI 101-999	RPI 201+				
12- 12	0- 1	0- 0	OVERALL	0- 1	12- 10	11- 4				
7- 2	0- 1	0- 0	HOME	0- 0	7- 1	6- 1				
5- 9	0- 0	0- 0	AWAY	0- 0	5- 1	5- 1				
0- 1	0- 0	0- 0	NEUTRAL	0- 0	0- 1	0- 0				
3- 8	0- 1	0- 0	NON-CONFERENCE	0- 1	3- 6	3- 1				
2- 1	0- 1	0- 0	HOME	0- 0	2- 0	2- 0				
1- 6	0- 0	0- 0	AWAY	0- 1	1- 5	1- 1				
0- 1	0- 0	0- 0	NEUTRAL	0- 0	0- 1	0- 0				
9- 4	0- 0	0- 0	CONFERENCE	0- 0	9- 4	8- 3				
5- 1	0- 0	0- 0	HOME	0- 0	5- 1	4- 1				
4- 3	0- 0	0- 0	AWAY	0- 0	4- 3	4- 2				
0- 0	0- 0	0- 0	NEUTRAL	0- 0	0- 0	0- 0				

RPI 1-25				RPI 26-50				RPI 51-100				RPI 101+ Team's RPI: 236			
RPI	S	Opponent	Score	RPI	S	Opponent	Score	RPI	S	Opponent	Score	RPI	S	Opponent	Score
6	H	Florida St.	53 96					85	A	Alabama	49 73	104	A	Arkansas	62 79
												106	N	North Carolina	63 79
												176	A	Louisiana Tech	53 64
												186	A	Southern U.	44 63
												186	H	Southern U.	79 71
												190	A	Arkansas St.	56 76
												198	A	Memphis	48 57
												212	A	Xavier	67 72
												233	A	Texas Southern	56 66
												233	H	Texas Southern	63 73
												263	A	McNeese	75 60
												265	A	Prairie View	75 68
												265	H	Prairie View	81 79
												297	H	Southeastern La.	61 52
												302	H	Alabama St.	93 71
												304	A	Alcorn	75 68
												304	H	Alcorn	68 51
												310	A	Jackson St.	70 82
												317	H	Alabama A&M	78 49
												337	A	Mississippi Val.	64 62
												338	H	La.-Monroe	61 52
												339	A	Ark.-Pine Bluff	66 57
LAST 12 Division I GAMES:															
233	A	Texas Southern	56 66	310	A	Jackson St.	70 82								
265	A	Prairie View	75 68	233	H	Texas Southern	63 73								
304	H	Alcorn	68 51	265	H	Prairie View	81 79								
186	H	Southern U.	79 71	304	A	Alcorn	75 68								
337	A	Mississippi Val.	64 62	186	A	Southern U.	44 63								
339	A	Ark.-Pine Bluff	66 57	302	H	Alabama St.	93 71								

Non-Div I Games:

Grambling

■ Loss,
 ■ Non-Conf, S Site,
 ■ Home
 ■ Away
 N Neutral

Grand Canyon

Through Games Of Feb. 15, 2018

Average RPI Win:	295	WON-LOST	WINNING	LAST 10	STRENGTH OF	OPP. STRENGTH	TEAM	ADJ.	CONF.	ADJ CONF.
Average RPI Loss:	186	RECORD	PCT. RANK	GAMES	SCHEDULE	OF SCHEDULE	RPI	RPI	RPI	RPI
DIV. I ONLY	11- 11	175	7- 3	339	291	268	268	31	31	
DIV. I NON-CONF.	4- 8	239	1- 0	278	260	272	272	31	31	

TOTALS	RPI 1-25	RPI 26-50	W-L RECORDS	RPI 51-100	RPI 101-999	RPI 201+				
11- 11	0- 1	0- 0	OVERALL	0- 2	11- 8	11- 5				
7- 4	0- 1	0- 0	HOME	0- 1	7- 2	7- 2				
4- 7	0- 0	0- 0	AWAY	0- 1	4- 6	4- 3				
0- 0	0- 0	0- 0	NEUTRAL	0- 0	0- 0	0- 0				
4- 8	0- 1	0- 0	NON-CONFERENCE	0- 2	4- 5	4- 2				
2- 3	0- 1	0- 0	HOME	0- 1	2- 1	2- 1				
2- 5	0- 0	0- 0	AWAY	0- 1	2- 4	2- 1				
0- 0	0- 0	0- 0	NEUTRAL	0- 0	0- 0	0- 0				
7- 3	0- 0	0- 0	CONFERENCE	0- 0	7- 3	7- 3				
5- 1	0- 0	0- 0	HOME	0- 0	5- 1	5- 1				
2- 2	0- 0	0- 0	AWAY	0- 0	2- 2	2- 2				
0- 0	0- 0	0- 0	NEUTRAL	0- 0	0- 0	0- 0				

RPI 1-25				RPI 26-50				RPI 51-100				RPI 101+				Team's RPI: 268
RPI	S	Opponent	Score	RPI	S	Opponent	Score	RPI	S	Opponent	Score	RPI	S	Opponent	Score	
18	H	Duke	61 74					92	A	UNLV	47 76	126	A	Bethune-Cookman	60 69	
								93	H	Rice	59 69	154	A	Cal Poly	69 75	
												175	A	Washington	65 79	
												221	H	Seattle U	74 63	
												225	A	Fla. Atlantic	77 73	
												239	A	New Mexico St.	60 64	
												239	H	New Mexico St.	50 34	
												271	A	UMKC	82 84	
												271	H	UMKC	59 62	
												285	A	Valparaiso	75 80	
												286	H	Santa Clara	39 38	
												311	A	UTRGV	65 59	
												311	H	UTRGV	59 58	
												315	A	Northern Ariz.	72 54	
												319	H	Long Beach St.	63 65	
												327	H	Southern Utah	59 54	
												328	H	Utah Valley	81 61	
												340	A	Chicago St.	59 43	
												340	H	Chicago St.	64 36	

LAST 12 Division I GAMES:																
239	H	New Mexico St.	50 34	340	H	Chicago St.	64 36									
311	H	UTRGV	59 58	311	A	UTRGV	65 59									
340	A	Chicago St.	59 43	239	A	New Mexico St.	60 64									
271	A	UMKC	82 84	221	H	Seattle U	74 63									
328	H	Utah Valley	81 61	286	H	Santa Clara	39 38									
271	H	UMKC	59 62	327	H	Southern Utah	59 54									

Non-Div I Games: Arizona Christian 75 51 Benedictine Mesa 67 53

Grand Canyon

Loss,
Non-Conf, S Site,
H Home
A Away
N Neutral

Average RPI Win:	154	WON-LOST	WINNING	LAST 10	STRENGTH OF	OPP. STRENGTH	TEAM	ADJ.	CONF.	ADJ CONF.
Average RPI Loss:	119	RECORD	PCT. RANK	GAMES	SCHEDULE	OF SCHEDULE	RPI	RPI	RPI	RPI
DIV. I ONLY	22- 3	8	9- 1	62	122	13	13	11	11	
DIV. I NON-CONF.	10- 1	15	0- 0	52	40	10	10	15	15	

TOTALS	RPI 1-25	RPI 26-50	W-L RECORDS	RPI 51-100	RPI 101-999	RPI 201+				
22- 3	0- 1	4- 0	OVERALL	4- 0	14- 2	7- 1				
11- 0	0- 0	2- 0	HOME	2- 0	7- 0	3- 0				
9- 2	0- 0	1- 0	AWAY	2- 0	6- 2	3- 1				
2- 1	0- 1	1- 0	NEUTRAL	0- 0	1- 0	1- 0				
10- 1	0- 1	4- 0	NON-CONFERENCE	0- 0	6- 0	3- 0				
4- 0	0- 0	2- 0	HOME	0- 0	2- 0	1- 0				
4- 0	0- 0	1- 0	AWAY	0- 0	3- 0	1- 0				
2- 1	0- 1	1- 0	NEUTRAL	0- 0	1- 0	1- 0				
12- 2	0- 0	0- 0	CONFERENCE	4- 0	8- 2	4- 1				
7- 0	0- 0	0- 0	HOME	2- 0	5- 0	2- 0				
5- 2	0- 0	0- 0	AWAY	2- 0	3- 2	2- 1				
0- 0	0- 0	0- 0	NEUTRAL	0- 0	0- 0	0- 0				

RPI 1-25				RPI 26-50				RPI 51-100				RPI 101+			
RPI	S	Opponent	Score	RPI	S	Opponent	Score	RPI	S	Opponent	Score	RPI	S	Opponent	Score
3	N	Mississippi St.	46 67	33	H	Marquette	63 55	67	A	IUPUI	60 34	111	A	Cleveland St.	60 71
				35	N	Arizona St.	61 48	67	H	IUPUI	52 45	111	H	Cleveland St.	69 43
				36	H	South Dakota St.	55 41	98	A	Wright St.	58 51	115	H	Chattanooga	60 30
				40	A	Dayton	75 64	98	H	Wright St.	75 68	125	A	Milwaukee	65 36
												125	H	Milwaukee	52 29
												181	H	Youngstown St.	65 56
												188	A	Wisconsin	67 34
												192	A	Northwestern	63 57
												210	N	Columbia	61 43
												219	A	Oakland	81 48
												242	A	Northern Ky.	54 62
												242	H	Northern Ky.	58 41
												250	H	Bradley	72 40
												309	A	Loyola Chicago	76 39
												318	A	Detroit Mercy	85 27
												334	H	Ill.-Chicago	65 36

LAST 12 Division I GAMES:															
				111	A	Cleveland St.	60 71	219	A	Oakland	81 48				
				125	A	Milwaukee	65 36	318	A	Detroit Mercy	85 27				
				98	H	Wright St.	75 68	67	A	IUPUI	60 34				
				242	H	Northern Ky.	58 41	111	H	Cleveland St.	69 43				
				67	H	IUPUI	52 45	181	H	Youngstown St.	65 56				
				334	H	Ill.-Chicago	65 36	125	H	Milwaukee	52 29				

Non-Div I Games:

Green Bay

Average RPI Win:	275	WON-LOST	WINNING	LAST 10	STRENGTH OF	OPP. STRENGTH	TEAM	ADJ.	CONF.	ADJ CONF.
Average RPI Loss:	131	RECORD	PCT. RANK	GAMES	SCHEDULE	OF SCHEDULE	RPI	RPI	RPI	RPI
DIV. I ONLY	12- 13	191	7- 3	264	192	199	199	30	30	
DIV. I NON-CONF.	4- 9	249	1- 0	106	21	182	182	30	30	

TOTALS	RPI 1-25	RPI 26-50	W-L RECORDS	RPI 51-100	RPI 101-999	RPI 201+				
12- 13	0- 1	0- 1	OVERALL	0- 3	12- 8	11- 3				
5- 3	0- 0	0- 0	HOME	0- 1	5- 2	5- 1				
6- 9	0- 1	0- 1	AWAY	0- 2	6- 5	5- 2				
1- 1	0- 0	0- 0	NEUTRAL	0- 0	1- 1	1- 0				
4- 9	0- 1	0- 1	NON-CONFERENCE	0- 3	4- 4	3- 0				
2- 1	0- 0	0- 0	HOME	0- 1	2- 0	2- 0				
1- 7	0- 1	0- 1	AWAY	0- 2	1- 3	0- 0				
1- 1	0- 0	0- 0	NEUTRAL	0- 0	1- 1	1- 0				
8- 4	0- 0	0- 0	CONFERENCE	0- 0	8- 4	8- 3				
3- 2	0- 0	0- 0	HOME	0- 0	3- 2	3- 1				
5- 2	0- 0	0- 0	AWAY	0- 0	5- 2	5- 2				
0- 0	0- 0	0- 0	NEUTRAL	0- 0	0- 0	0- 0				

RPI 1-25				RPI 26-50				RPI 51-100				RPI 101+ Team's RPI: 199			
RPI	S	Opponent	Score	RPI	S	Opponent	Score	RPI	S	Opponent	Score	RPI	S	Opponent	Score
9	A	Oregon	45 87	30	A	Virginia	62 66	53	H	Quinnipiac	58 64	106	A	North Carolina	70 66
								56	A	Elon	59 82	115	A	Chattanooga	52 64
								75	A	TCU	68 90	126	H	Bethune-Cookman	56 61
												130	N	Brown	66 73
												149	A	Samford	61 66
												191	A	Temple	56 65
												203	H	Norfolk St.	48 63
												210	H	Columbia	60 58
												217	A	N. C. A&T	63 51
												251	N	San Jose St.	81 73
												252	A	Howard	63 68
												278	H	Old Dominion	50 42
												279	A	UMES	70 65
												305	A	Coppin St.	83 48
												305	H	Coppin St.	67 35
												314	A	South Carolina St.	70 78
												329	H	Delaware St.	66 62
												335	A	N. C. Central	62 53
												342	A	Savannah St.	81 53
												343	H	Florida A&M	66 65

LAST 12 Division I GAMES:															
305	A	Coppin St.	83 48	343	H	Florida A&M	66 65								
203	H	Norfolk St.	48 63	314	A	South Carolina St.	70 78								
217	A	N. C. A&T	63 51	342	A	Savannah St.	81 53								
335	A	N. C. Central	62 53	278	H	Old Dominion	50 42								
305	H	Coppin St.	67 35	329	H	Delaware St.	66 62								
126	H	Bethune-Cookman	56 61	252	A	Howard	63 68								

Non-Div I Games:

Hampton

Average RPI Win:	248	WON-LOST	WINNING	LAST 10	STRENGTH OF	OPP. STRENGTH	TEAM	ADJ.	CONF.	ADJ CONF.
Average RPI Loss:	118	RECORD	PCT. RANK	GAMES	SCHEDULE	OF SCHEDULE	RPI	RPI	RPI	RPI
DIV. I ONLY	14- 12	154	3- 7	141	269	157	157	20	20	
DIV. I NON-CONF.	8- 5	111	0- 0	148	255	123	123	24	24	

TOTALS	RPI 1-25	RPI 26-50	W-L RECORDS	RPI 51-100	RPI 101-999	RPI 201+				
14- 12	0- 1	0- 1	OVERALL	1- 4	13- 6	10- 2				
8- 4	0- 1	0- 0	HOME	1- 1	7- 2	5- 1				
3- 8	0- 0	0- 0	AWAY	0- 0	3- 1	3- 1				
3- 0	0- 0	0- 0	NEUTRAL	0- 0	3- 0	2- 0				
8- 5	0- 1	0- 1	NON-CONFERENCE	0- 1	8- 2	6- 0				
4- 2	0- 1	0- 0	HOME	0- 0	4- 1	3- 0				
1- 3	0- 0	0- 1	AWAY	0- 1	1- 1	1- 0				
3- 0	0- 0	0- 0	NEUTRAL	0- 0	3- 0	2- 0				
6- 7	0- 0	0- 0	CONFERENCE	1- 3	5- 4	4- 2				
4- 2	0- 0	0- 0	HOME	1- 1	3- 1	2- 1				
2- 5	0- 0	0- 0	AWAY	0- 2	2- 3	2- 1				
0- 0	0- 0	0- 0	NEUTRAL	0- 0	0- 0	0- 0				

RPI 1-25				RPI 26-50				RPI 51-100				RPI 101+				Team's RPI: 157
RPI	S	Opponent	Score	RPI	S	Opponent	Score	RPI	S	Opponent	Score	RPI	S	Opponent	Score	
24	H	Villanova	53 71	32	A	Syracuse	63 75	74	A	Fordham	44 69	106	A	North Carolina	70 90	
								80	A	Albany (NY)	53 66	117	H	Delaware	63 72	
								80	H	Albany (NY)	70 55	118	N	Yale	78 70	
								83	A	Maine	56 59	146	A	Binghamton	59 64	
								83	H	Maine	44 59	178	A	New Hampshire	58 76	
												178	H	New Hampshire	85 49	
												189	H	Siena	71 62	
												205	A	Stony Brook	75 68	
												205	H	Stony Brook	58 66	
												240	H	Hofstra	60 49	
												244	H	Niagara	83 65	
												290	A	Vermont	47 53	
												291	H	Central Conn. St.	68 52	
												294	A	Bryant	59 47	
												306	N	Charleston So.	62 43	
												317	N	Alabama A&M	56 47	
												324	H	UMBC	65 54	
												345	A	UMass Lowell	81 42	
												345	H	UMass Lowell	78 56	
LAST 12 Division I GAMES:																
178	A	New Hampshire	58 76	290	A	Vermont	47 53									
80	A	Albany (NY)	53 66	83	H	Maine	44 59									
83	A	Maine	56 59	324	H	UMBC	65 54									
205	H	Stony Brook	58 66	146	A	Binghamton	59 64									
178	H	New Hampshire	85 49	345	A	UMass Lowell	81 42									
345	H	UMass Lowell	78 56	205	A	Stony Brook	75 68									

Non-Div I Games:

Hartford

Average RPI	Win:	194	WON-LOST RECORD	WINNING PCT. RANK	LAST 10 GAMES	STRENGTH OF SCHEDULE	OPP. STRENGTH OF SCHEDULE	TEAM RPI	ADJ. RPI	CONF. RPI	ADJ. CONF. RPI
Average RPI	Loss:	76									
DIV. I ONLY		13- 8		104	7- 3	75	126	79	79	9	9
DIV. I NON-CONF.		8- 5		111	3- 1	99	148	78	78	9	9

TOTALS	RPI 1-25		RPI 26-50		W-L RECORDS	RPI 51-100		RPI 101-999		RPI 201+	
13- 8	0- 0		0- 4		OVERALL	0- 2		13- 2		7- 0	
10- 0	0- 0		0- 0		HOME	0- 0		10- 0		5- 0	
1- 7	0- 0		0- 3		AWAY	0- 2		1- 2		0- 0	
2- 1	0- 0		0- 1		NEUTRAL	0- 0		2- 0		2- 0	
8- 5	0- 0		0- 3		NON-CONFERENCE	0- 1		8- 1		5- 0	
5- 0	0- 0		0- 0		HOME	0- 0		5- 0		3- 0	
1- 4	0- 0		0- 2		AWAY	0- 1		1- 1		0- 0	
2- 1	0- 0		0- 1		NEUTRAL	0- 0		2- 0		2- 0	
5- 3	0- 0		0- 1		CONFERENCE	0- 1		5- 1		2- 0	
5- 0	0- 0		0- 0		HOME	0- 0		5- 0		2- 0	
0- 3	0- 0		0- 1		AWAY	0- 1		0- 1		0- 0	
0- 0	0- 0		0- 0		NEUTRAL	0- 0		0- 0		0- 0	

RPI 1-25				RPI 26-50				RPI 51-100				Team's RPI : 79				RPI 101+			
RPI	S	Opponent	Score	RPI	S	Opponent	Score	RPI	S	Opponent	Score	RPI	S	Opponent	Score	RPI	S	Opponent	Score
				30	A	Vi rgi ni a	48 50	71	A	Penn	49 69	116	A	Dartmouth	56 63				
				31	A	Princeton	47 80	83	A	Maine	51 76	116	H	Dartmouth	76 65				
				40	N	Dayton	66 72					118	H	Yal e	97 73				
				48	A	FGCU	56 65					130	H	Brown	87 85				
												139	A	Northeastern	79 69				
												189	H	Siena	75 67				
												191	A	Temple	64 86				
												195	H	Boston U.	80 70				
												205	H	Stony Brook	60 53				
												210	H	Col umbi a	85 67				
												215	N	Akron	76 63				
												217	N	N. C. A&T	64 60				
												231	H	La Salle	70 61				
												270	H	Cornel l	80 58				
												288	H	Sacred Heart	70 62				
LAST 12 Division I GAMES:																			
				71	A	Penn	49 69	116	H	Dartmouth	76 65								
				31	A	Princeton	47 80	231	H	La Salle	70 61								
				270	H	Cornel l	80 58	116	A	Dartmouth	56 63								
				210	H	Col umbi a	85 67	205	H	Stony Brook	60 53								
				130	H	Brown	87 85	215	N	Akron	76 63								
				118	H	Yal e	97 73	48	A	FGCU	56 65								

Non-Div I Games:

Harvard

Average RPI Win: 254
Average RPI Loss: 150

WON-LOST
RECORD

WINNING
PCT. RANK

LAST 10
GAMES

STRENGTH OF
SCHEDULE

OPP. STRENGTH
OF SCHEDULE

TEAM
RPI

ADJ.
RPI

CONF.
RPI

ADJ CONF.
RPI

DIV. I ONLY	9- 14	232	3- 7	205	205	254	254	21	21
DIV. I NON-CONF.	6- 6	170	0- 0	131	182	176	176	20	20

TOTALS	RPI 1-25	RPI 26-50	W-L RECORDS	RPI 51-100	RPI 101-999	RPI 201+			
9- 14	0- 2	0- 2	OVERALL	0- 1	9- 9	8- 5			
7- 5	0- 0	0- 2	HOME	0- 0	7- 3	6- 1			
2- 7	0- 0	0- 0	AWAY	0- 1	2- 6	2- 4			
0- 2	0- 2	0- 0	NEUTRAL	0- 0	0- 0	0- 0			
6- 6	0- 2	0- 2	NON-CONFERENCE	0- 0	6- 2	5- 1			
4- 3	0- 0	0- 2	HOME	0- 0	4- 1	3- 0			
2- 1	0- 0	0- 0	AWAY	0- 0	2- 1	2- 1			
0- 2	0- 2	0- 0	NEUTRAL	0- 0	0- 0	0- 0			
3- 8	0- 0	0- 0	CONFERENCE	0- 1	3- 7	3- 4			
3- 2	0- 0	0- 0	HOME	0- 0	3- 2	3- 1			
0- 6	0- 0	0- 0	AWAY	0- 1	0- 5	0- 3			
0- 0	0- 0	0- 0	NEUTRAL	0- 0	0- 0	0- 0			

RPI 1-25				RPI 26-50				RPI 51-100				RPI 101+ Team's RPI: 254			
RPI	S	Opponent	Score	RPI	S	Opponent	Score	RPI	S	Opponent	Score	RPI	S	Opponent	Score
9	N	Oregon	44 85	41	H	Purdue	67 79	65	A	UC Davis	52 76	154	A	Cal Poly	50 52
21	N	Texas A&M	59 103	50	H	Southern Cal i forni a	60 71					155	H	Idaho St.	62 64
												158	H	Marist	70 63
												159	A	UC Irvi ne	66 70
												159	H	UC Irvi ne	67 74
												207	A	UC Santa Barbara	61 71
												208	H	San Di ego	64 63
												218	H	CSUN	58 70
												221	A	Seattle U	73 58
												226	A	UC Ri versi de	57 79
												226	H	UC Ri versi de	63 57
												241	H	Montana St.	81 75
												280	A	Ari zona	65 60
												313	A	Portl and	47 76
												315	H	Northern Ari z.	84 68
												316	A	Cal St. Fullerton	57 69
												316	H	Cal St. Fullerton	59 54
												319	H	Long Beach St.	74 66

LAST 12 Division I GAMES:															
316	H	Cal St. Fullerton	59 54	226	A	UC Ri versi de	57 79								
207	A	UC Santa Barbara	61 71	319	H	Long Beach St.	74 66								
154	A	Cal Poly	50 52	159	H	UC Irvi ne	67 74								
226	H	UC Ri versi de	63 57	65	A	UC Davi s	52 76								
218	H	CSUN	58 70	316	A	Cal St. Fullerton	57 69								
159	A	UC Irvi ne	66 70	9	N	Oregon	44 85								

Non-Div I Games: Hawai i Paci fi c 67 57

Hawai i

Loss, Non-Conf, S Site, H Home A Away N Neutral

Average RPI Win:	275	WON-LOST	WINNING	LAST 10	STRENGTH OF	OPP. STRENGTH	TEAM	ADJ.	CONF.	ADJ CONF.
Average RPI Loss:	123	RECORD	PCT. RANK	GAMES	SCHEDULE	OF SCHEDULE	RPI	RPI	RPI	RPI
DIV. I ONLY	13- 9	125	6- 4	277	263	184	184	27	27	
DIV. I NON-CONF.	4- 5	202	0- 0	129	77	136	136	28	28	
<hr/>										
TOTALS	RPI 1-25	RPI 26-50	W-L RECORDS	RPI 51-100	RPI 101-999	RPI 201+				
13- 9	0- 1	0- 0	OVERALL	0- 4	13- 4	12- 2				
5- 5	0- 0	0- 0	HOME	0- 2	5- 3	5- 2				
8- 4	0- 0	0- 0	AWAY	0- 1	8- 1	7- 0				
0- 0	0- 0	0- 0	NEUTRAL	0- 0	0- 0	0- 0				
4- 5	0- 1	0- 0	NON-CONFERENCE	0- 3	4- 1	3- 0				
1- 2	0- 0	0- 0	HOME	0- 1	1- 1	1- 0				
3- 3	0- 1	0- 0	AWAY	0- 2	3- 0	2- 0				
0- 0	0- 0	0- 0	NEUTRAL	0- 0	0- 0	0- 0				
9- 4	0- 0	0- 0	CONFERENCE	0- 1	9- 3	9- 2				
4- 3	0- 0	0- 0	HOME	0- 1	4- 2	4- 2				
5- 1	0- 0	0- 0	AWAY	0- 0	5- 1	5- 0				
0- 0	0- 0	0- 0	NEUTRAL	0- 0	0- 0	0- 0				

RPI	S	Opponent	Score	RPI	S	Opponent	Score	RPI	S	Opponent	Score	RPI	S	Opponent	Score	Team's RPI: 184
18	A	Duke	50 77					68	H	UAB	61 77	139	A	Radford	47 50	
								72	A	Virginia Tech	63 86	167	H	Davidson	74 82	
								82	A	Ohio	61 64	182	A	Stetson	69 64	
								89	H	Liberty	42 65	203	A	Norfolk St.	59 56	
												223	A	UNC Asheville	58 45	
												223	H	UNC Asheville	59 78	
												224	H	Gardner-Webb	83 80	
												230	A	UNCG	81 72	
												249	A	Campbell	62 53	
												249	H	Campbell	44 51	
												277	H	Presbyterian	81 55	
												303	H	Western Caro.	75 69	
												306	A	Charleston So.	75 74	
												341	A	Winthrop	79 58	
												341	H	Winthrop	77 40	
												347	A	Longwood	75 39	
												347	H	Longwood	62 41	
<hr/>																
LAST 12 Division I GAMES:																
341	H	Winthrop	77 40	139	A	Radford	47 50									
223	H	UNC Asheville	59 78	347	H	Longwood	62 41									
347	A	Longwood	75 39	249	A	Campbell	62 53									
249	H	Campbell	44 51	341	A	Winthrop	79 58									
89	H	Liberty	42 65	277	H	Presbyterian	81 55									
306	A	Charleston So.	75 74	223	A	UNC Asheville	58 45									

Non-Div I Games: N. C. Wesleyan 111 54 Barton 82 69

High Point

H
o
f
s
t
r
a

Hofstra				Through Games Of Feb. 15, 2018							
Average RPI	Win:	247	WON-LOST	WINNING	LAST 10	STRENGTH OF	OPP. STRENGTH	TEAM	ADJ.	CONF.	ADJ CONF.
Average RPI	Loss:	145	RECORD	PCT. RANK	GAMES	SCHEDULE	OF SCHEDULE	RPI	RPI	RPI	RPI
DIV. I ONLY			10- 14	219	3- 7	252	182	240	240	10	10
DIV. I NON-CONF.			6- 5	153	0- 0	328	223	240	240	12	12

TOTALS		RPI 1-25	RPI 26-50		W-L RECORDS		RPI 51-100		RPI 101-999		RPI 201+
10- 14		0- 0	0- 0		OVERALL		1- 5		9- 9		8- 4
5- 6		0- 0	0- 0		HOME		0- 2		5- 4		4- 2
4- 8		0- 0	0- 0		AWAY		0- 3		4- 5		4- 2
1- 0		0- 0	0- 0		NEUTRAL		1- 0		0- 0		0- 0
6- 5		0- 0	0- 0		NON-CONFERENCE		1- 1		5- 4		5- 2
3- 2		0- 0	0- 0		HOME		0- 0		3- 2		3- 1
2- 3		0- 0	0- 0		AWAY		0- 1		2- 2		2- 1
1- 0		0- 0	0- 0		NEUTRAL		1- 0		0- 0		0- 0
4- 9		0- 0	0- 0		CONFERENCE		0- 4		4- 5		3- 2
2- 4		0- 0	0- 0		HOME		0- 2		2- 2		1- 1
2- 5		0- 0	0- 0		AWAY		0- 2		2- 3		2- 1
0- 0		0- 0	0- 0		NEUTRAL		0- 0		0- 0		0- 0

H
o
f
s
t
r
a

RPI 1-25				RPI 26-50				RPI 51-100				RPI 101+ Team's RPI: 240			
RPI	S	Opponent	Score	RPI	S	Opponent	Score	RPI	S	Opponent	Score	RPI	S	Opponent	Score
								58	A	Drexel	38 47	117	A	Delaware	41 61
								58	H	Drexel	47 58	117	H	Delaware	51 58
								77	A	James Madison	56 73	133	A	William & Mary	53 63
								77	H	James Madison	42 55	133	H	William & Mary	65 54
								92	A	UNLV	52 68	157	A	Hartford	49 60
								97	N	Wake Forest	69 66	189	H	Siena	60 70
												205	H	Stony Brook	49 73
												210	A	Columbia	53 75
												247	H	Holy Cross	69 63
												253	A	Col. of Charleston	75 60
												253	H	Col. of Charleston	65 60
												256	H	St. Bonaventure	71 68
												259	A	Towson	72 73
												282	A	UNCW	69 61
												282	H	UNCW	55 59
												288	A	Sacred Heart	86 81
												324	H	UMBC	71 55
												336	A	Iona	68 43

LAST 12 Division I GAMES:															
				117	A	Delaware	41 61	133	H	William & Mary	65 54				
				259	A	Towson	72 73	253	H	Col. of Charleston	65 60				
				282	H	UNCW	55 59	117	H	Delaware	51 58				
				133	A	William & Mary	53 63	282	A	UNCW	69 61				
				77	A	James Madison	56 73	253	A	Col. of Charleston	75 60				
				58	H	Drexel	47 58	58	A	Drexel	38 47				

Non-Div I Games:

Hofstra

Average RPI Win:	258	WON-LOST	WINNING	LAST 10	STRENGTH OF	OPP. STRENGTH	TEAM	ADJ.	CONF.	ADJ CONF.
Average RPI Loss:	155	RECORD	PCT. RANK	GAMES	SCHEDULE	OF SCHEDULE	RPI	RPI	RPI	RPI
DIV. I ONLY	10- 15	228	3- 7	250	216	247	247	14	14	
DIV. I NON-CONF.	5- 6	187	0- 0	307	324	257	257	18	18	

TOTALS	RPI 1-25	RPI 26-50	W-L RECORDS	RPI 51-100	RPI 101-999	RPI 201+				
10- 15	0- 0	0- 0	OVERALL	0- 4	10- 11	7- 4				
3- 10	0- 0	0- 0	HOME	0- 3	3- 7	2- 2				
7- 5	0- 0	0- 0	AWAY	0- 1	7- 4	5- 2				
0- 0	0- 0	0- 0	NEUTRAL	0- 0	0- 0	0- 0				
5- 6	0- 0	0- 0	NON-CONFERENCE	0- 1	5- 5	5- 1				
2- 3	0- 0	0- 0	HOME	0- 1	2- 2	2- 0				
3- 3	0- 0	0- 0	AWAY	0- 0	3- 3	3- 1				
0- 0	0- 0	0- 0	NEUTRAL	0- 0	0- 0	0- 0				
5- 9	0- 0	0- 0	CONFERENCE	0- 3	5- 6	2- 3				
1- 7	0- 0	0- 0	HOME	0- 2	1- 5	0- 2				
4- 2	0- 0	0- 0	AWAY	0- 1	4- 1	2- 1				
0- 0	0- 0	0- 0	NEUTRAL	0- 0	0- 0	0- 0				

RPI 1-25				RPI 26-50				RPI 51-100				RPI 101+ Team's RPI: 247					
RPI	S	Opponent	Score	RPI	S	Opponent	Score	RPI	S	Opponent	Score	RPI	S	Opponent	Score		
								55	H	American	63	68	116	H	Dartmouth	74	76
								78	A	Navy	54	62	124	H	Bucknell	47	71
								78	H	Navy	58	65	130	A	Brown	78	82
								80	H	Albany (NY)	56	65	158	A	Marist	74	85
													172	A	Army West Point	70	62
													172	H	Army West Point	57	66
													185	H	Lehigh	54	49
													195	A	Boston U.	60	57
													195	H	Boston U.	58	64
													201	H	Boston College	61	70
													234	A	Lafayette	69	56
													234	H	Lafayette	65	69
													235	A	Loyola Maryland	60	77
													235	H	Loyola Maryland	58	65
													240	A	Hofstra	63	69
													262	A	Colgate	71	64
													274	A	Rider	83	56
													290	H	Vermont	64	53
													294	H	Bryant	59	57
													331	A	Rhode Island	69	63
													345	A	UMass Lowell	84	56
LAST 12 Division I GAMES:																	
				172	H	Army West Point	57	66					124	H	Bucknell	47	71
				195	H	Boston U.	58	64					172	A	Army West Point	70	62
				78	A	Navy	54	62					195	A	Boston U.	60	57
				235	H	Loyola Maryland	58	65					78	H	Navy	58	65
				234	A	Lafayette	69	56					235	A	Loyola Maryland	60	77
				55	H	American	63	68					185	H	Lehigh	54	49

Non-Div I Games:

Holy Cross

Average RPI Win: **165**
 Average RPI Loss: **108**

WON-LOST
RECORD

WINNING
PCT. RANK

LAST 10
GAMES

STRENGTH OF
SCHEDULE

OPP. STRENGTH
OF SCHEDULE

TEAM
RPI

ADJ.
RPI

CONF.
RPI

ADJ CONF.
RPI

DIV. I ONLY	19- 7	53	6- 4	136	80	59	59	8	8
DIV. I NON-CONF.	11- 3	45	0- 0	123	92	38	38	7	7
<hr/>									
TOTALS	RPI 1-25	RPI 26-50	W-L RECORDS	RPI 51-100	RPI 101-999	RPI 201+			
19- 7	0- 3	0- 0	OVERALL	3- 0	16- 4	4- 1			
9- 2	0- 1	0- 0	HOME	1- 0	8- 1	3- 0			
7- 5	0- 2	0- 0	AWAY	1- 0	6- 3	1- 1			
3- 0	0- 0	0- 0	NEUTRAL	1- 0	2- 0	0- 0			
11- 3	0- 2	0- 0	NON-CONFERENCE	1- 0	10- 1	4- 0			
5- 0	0- 0	0- 0	HOME	0- 0	5- 0	3- 0			
3- 3	0- 2	0- 0	AWAY	0- 0	3- 1	1- 0			
3- 0	0- 0	0- 0	NEUTRAL	1- 0	2- 0	0- 0			
8- 4	0- 1	0- 0	CONFERENCE	2- 0	6- 3	0- 1			
4- 2	0- 1	0- 0	HOME	1- 0	3- 1	0- 0			
4- 2	0- 0	0- 0	AWAY	1- 0	3- 2	0- 1			
0- 0	0- 0	0- 0	NEUTRAL	0- 0	0- 0	0- 0			

RPI 1-25				RPI 26-50				RPI 51-100				RPI 101+			
RPI	S	Opponent	Score	RPI	S	Opponent	Score	RPI	S	Opponent	Score	RPI	S	Opponent	Score
1	H	UConn	35 95					89	N	Liberty	75 68	110	H	George Mason	82 73
21	A	Texas A&M	65 83					100	A	Tulane	98 92	125	N	Milwaukee	74 59
23	A	Rutgers	57 75					100	H	Tulane	72 48	131	H	ETSU	88 69
												132	H	Cincinnati	82 88
												136	A	Texas St.	72 67
												139	N	Northeastern	72 64
												151	A	Wichita St.	73 62
												151	H	Wichita St.	73 55
												171	A	Tulsa	77 83
												179	A	UT Arlington	62 58
												187	A	SMU	85 75
												187	H	SMU	60 56
												191	A	Temple	99 75
												198	H	Memphis	66 55
												201	A	Boston College	74 79
												204	A	East Carolina	78 80
												210	H	Columbia	77 53
												220	H	Texas Tech	79 75
												227	A	New Orleans	78 66
												312	H	Incarnate Word	98 67
LAST 12 Division I GAMES:															
171	A	Tulsa	77 83	191	A	Temple	99 75								
198	H	Memphis	66 55	1	H	UConn	35 95								
151	A	Wichita St.	73 62	132	H	Cincinnati	82 88								
100	H	Tulane	72 48	100	A	Tulane	98 92								
187	H	SMU	60 56	151	H	Wichita St.	73 55								
204	A	East Carolina	78 80	187	A	SMU	85 75								

Non-Div I Games:

Houston

Loss, Non-Conf, S Site, H Home A Away N Neutral

Average RPI Win:	322	WON-LOST	WINNING	LAST 10	STRENGTH OF	OPP. STRENGTH	TEAM	ADJ.	CONF.	ADJ CONF.
Average RPI Loss:	192	RECORD	PCT. RANK	GAMES	SCHEDULE	OF SCHEDULE	RPI	RPI	RPI	RPI
DIV. I ONLY	3- 16	324	3- 7	262	330	323	323	26	26	
DIV. I NON-CONF.	0- 6	337	0- 0	91	314	318	318	25	25	

TOTALS	RPI 1-25	RPI 26-50	W-L RECORDS	RPI 51-100	RPI 101-999	RPI 201+				
3- 16	0- 1	0- 0	OVERALL	0- 1	3- 14	3- 8				
1- 5	0- 0	0- 0	HOME	0- 0	1- 5	1- 3				
2- 11	0- 1	0- 0	AWAY	0- 1	2- 9	2- 5				
0- 0	0- 0	0- 0	NEUTRAL	0- 0	0- 0	0- 0				
0- 6	0- 1	0- 0	NON-CONFERENCE	0- 1	0- 4	0- 1				
0- 0	0- 0	0- 0	HOME	0- 0	0- 0	0- 0				
0- 6	0- 1	0- 0	AWAY	0- 1	0- 4	0- 1				
0- 0	0- 0	0- 0	NEUTRAL	0- 0	0- 0	0- 0				
3- 10	0- 0	0- 0	CONFERENCE	0- 0	3- 10	3- 7				
1- 5	0- 0	0- 0	HOME	0- 0	1- 5	1- 3				
2- 5	0- 0	0- 0	AWAY	0- 0	2- 5	2- 4				
0- 0	0- 0	0- 0	NEUTRAL	0- 0	0- 0	0- 0				

RPI 1-25				RPI 26-50				RPI 51-100				RPI 101+				Team's RPI: 323
RPI	S	Opponent	Score	RPI	S	Opponent	Score	RPI	S	Opponent	Score	RPI	S	Opponent	Score	
25	A	South Fla.	43 90					93	A	Rice	45 67	114	H	Lamar University	51 79	
												120	A	Central Ark.	56 64	
												122	H	SFA	54 76	
												153	A	UTEP	62 69	
												176	A	Louisiana Tech	62 85	
												196	A	Oral Roberts	56 78	
												211	A	Abilene Christian	68 80	
												227	A	New Orleans	52 70	
												243	A	A&M-Corpus Christi	49 50	
												245	A	Nicholls St.	45 63	
												245	H	Nicholls St.	61 73	
												263	H	McNeese	74 86	
												297	H	Southeastern La.	61 76	
												312	A	Incarate Word	58 56	
												322	H	Northwestern St.	57 51	
												333	A	Sam Houston St.	69 61	
												338	A	La.-Monroe	73 77	

LAST 12 Division I GAMES:																
322	H	Northwestern St.	57 51	263	H	McNeese	74 86									
245	A	Nicholls St.	45 63	297	H	Southeastern La.	61 76									
120	A	Central Ark.	56 64	333	A	Sam Houston St.	69 61									
122	H	SFA	54 76	211	A	Abilene Christian	68 80									
243	A	A&M-Corpus Christi	49 50	245	H	Nicholls St.	61 73									
312	A	Incarate Word	58 56	227	A	New Orleans	52 70									

Non-Div I Games: LeTourneau 88 43 Paul Quinn 74 54 Jarvis Christian 78 30 Huston-Tillotson 76 72 Houston Baptist

Average RPI Win: **289**
 Average RPI Loss: **169**

WON-LOST
RECORD

WINNING
PCT. RANK

LAST 10
GAMES

STRENGTH OF
SCHEDULE

OPP. STRENGTH
OF SCHEDULE

TEAM
RPI

ADJ.
RPI

CONF.
RPI

ADJ CONF.
RPI

DIV. I ONLY	10- 14	219	6- 4	219	342	252	252	30	30
DIV. I NON-CONF.	4- 9	249	0- 1	64	308	226	226	30	30

TOTALS	RPI 1-25	RPI 26-50	W-L RECORDS	RPI 51-100	RPI 101-999	RPI 201+			
10- 14	0- 1	0- 1	OVERALL	0- 1	10- 11	9- 5			
7- 5	0- 0	0- 0	HOME	0- 0	7- 5	6- 2			
3- 9	0- 0	0- 0	AWAY	0- 0	3- 1	3- 1			
0- 0	0- 0	0- 0	NEUTRAL	0- 0	0- 0	0- 0			
4- 9	0- 1	0- 1	NON-CONFERENCE	0- 1	4- 6	4- 1			
4- 2	0- 0	0- 0	HOME	0- 0	4- 2	4- 0			
0- 7	0- 1	0- 1	AWAY	0- 1	0- 4	0- 1			
0- 0	0- 0	0- 0	NEUTRAL	0- 0	0- 0	0- 0			
6- 5	0- 0	0- 0	CONFERENCE	0- 0	6- 5	5- 4			
3- 3	0- 0	0- 0	HOME	0- 0	3- 3	2- 2			
3- 2	0- 0	0- 0	AWAY	0- 0	3- 2	3- 2			
0- 0	0- 0	0- 0	NEUTRAL	0- 0	0- 0	0- 0			

RPI 1-25				RPI 26-50				RPI 51-100				RPI 101+ Team's RPI: 252			
RPI	S	Opponent	Score	RPI	S	Opponent	Score	RPI	S	Opponent	Score	RPI	S	Opponent	Score
19	A	Maryland	49 111	28	A	Georgia	47 87	61	A	Mercer	44 70	126	H	Bethune-Cookman	55 59
												130	H	Brown	81 85
												132	A	Cincinnati	53 87
												133	H	William & Mary	71 83
												135	A	Georgetown	41 93
												189	A	Siena	61 72
												199	H	Hampton	68 63
												217	H	N. C. A&T	68 76
												249	H	Campbell	63 61
												261	A	Morgan St.	68 61
												267	H	St. Francis Brooklyn	72 69
												276	H	Fairleigh Dickinson	68 65
												279	A	UMES	52 58
												279	H	UMES	79 83
												290	A	Vermont	65 88
												308	H	FIU	69 62
												314	A	South Carolina St.	68 58
												335	H	N. C. Central	69 54
												342	A	Savannah St.	87 59
												343	A	Florida A&M	59 74
												343	H	Florida A&M	76 65
LAST 12 Division I GAMES:															
279	H	UMES	79 83	342	A	Savannah St.	87 59								
261	A	Morgan St.	68 61	314	A	South Carolina St.	68 58								
343	H	Florida A&M	76 65	199	H	Hampton	68 63								
279	A	UMES	52 58	126	H	Bethune-Cookman	55 59								
217	H	N. C. A&T	68 76	343	A	Florida A&M	59 74								
335	H	N. C. Central	69 54	130	H	Brown	81 85								

Howard

Howard

Non-Div I Games:

Howard

Loss, **Non-Conf**, **S Site**, **H Home**, **A Away**, **N Neutral**

Average RPI Win:	204	WON-LOST	WINNING	LAST 10	STRENGTH OF	OPP. STRENGTH	TEAM	ADJ.	CONF.	ADJ CONF.
Average RPI Loss:	61	RECORD	PCT. RANK	GAMES	SCHEDULE	OF SCHEDULE	RPI	RPI	RPI	RPI
DIV. I ONLY	18- 6	48	7- 3	149	119	67	67	11	11	
DIV. I NON-CONF.	7- 3	74	0- 0	220	38	71	71	15	15	

TOTALS	RPI 1-25	RPI 26-50	W-L RECORDS	RPI 51-100	RPI 101-999	RPI 201+				
18- 6	0- 3	0- 1	OVERALL	3- 1	15- 1	9- 0				
5- 3	0- 1	0- 0	HOME	0- 1	5- 1	4- 0				
12- 3	0- 2	0- 1	AWAY	2- 0	10- 0	5- 0				
1- 0	0- 0	0- 0	NEUTRAL	1- 0	0- 0	0- 0				
7- 3	0- 1	0- 1	NON-CONFERENCE	2- 1	5- 0	3- 0				
1- 1	0- 0	0- 0	HOME	0- 1	1- 0	1- 0				
5- 2	0- 1	0- 1	AWAY	1- 0	4- 0	2- 0				
1- 0	0- 0	0- 0	NEUTRAL	1- 0	0- 0	0- 0				
11- 3	0- 2	0- 0	CONFERENCE	1- 0	10- 1	6- 0				
4- 2	0- 1	0- 0	HOME	0- 0	4- 1	3- 0				
7- 1	0- 1	0- 0	AWAY	1- 0	6- 0	3- 0				
0- 0	0- 0	0- 0	NEUTRAL	0- 0	0- 0	0- 0				

RPI 1-25				RPI 26-50				RPI 51-100				Team's RPI: 67				RPI 101+			
RPI	S	Opponent	Score	RPI	S	Opponent	Score	RPI	S	Opponent	Score	RPI	S	Opponent	Score	RPI	S	Opponent	Score
13	A	Green Bay	45 52	45	A	UCF	59 63	73	N	Wyoming	65 59	111	A	Cleveland St.	77 64				
13	H	Green Bay	34 60					82	A	Ohio	76 52	111	H	Cleveland St.	94 56				
22	A	DePaul	71 85					91	H	Miami (OH)	83 96	125	A	Milwaukee	70 68				
								98	A	Wright St.	64 61	142	A	UNI	54 48				
												181	A	Youngstown St.	65 43				
												181	H	Youngstown St.	67 70				
												198	A	Memphis	80 57				
												219	A	Oakland	73 55				
												219	H	Oakland	80 64				
												242	A	Northern Ky.	71 35				
												269	H	Indiana St.	86 57				
												300	A	Tennessee Tech	68 54				
												318	H	Detroit Mercy	90 62				
												320	A	Ga. Southern	72 52				
												334	A	Ill. -Chicago	82 46				
												334	H	Ill. -Chicago	68 43				
LAST 12 Division I GAMES:																			
219	A	Oakland	73 55	98	A	Wright St.	64 61	242	A	Northern Ky.	71 35	13	H	Green Bay	34 60				
111	H	Cleveland St.	94 56					219	H	Oakland	80 64	318	H	Detroit Mercy	90 62				
181	H	Youngstown St.	67 70					318	H	Detroit Mercy	90 62	181	A	Youngstown St.	65 43				
334	H	Ill. -Chicago	68 43																
13	A	Green Bay	45 52																
125	A	Milwaukee	70 68																

Non-Div I Games: Georgetown (KY) 85 52

IUPUI

Average RPI Win:	197	WON-LOST	WINNING	LAST 10	STRENGTH OF	OPP. STRENGTH	TEAM	ADJ.	CONF.	ADJ CONF.
Average RPI Loss:	127	RECORD	PCT. RANK	GAMES	SCHEDULE	OF SCHEDULE	RPI	RPI	RPI	RPI
DIV. I ONLY	13- 10	139	9- 1	164	97	134	134	19	19	
DIV. I NON-CONF.	3- 7	254	0- 0	87	88	195	195	13	13	

TOTALS	RPI 1-25	RPI 26-50	W-L RECORDS	RPI 51-100	RPI 101-999	RPI 201+				
13- 10	0- 1	1- 2	OVERALL	0- 2	12- 5	6- 3				
7- 4	0- 0	0- 1	HOME	0- 1	7- 2	4- 1				
6- 5	0- 0	1- 0	AWAY	0- 0	5- 0	2- 0				
0- 1	0- 0	0- 0	NEUTRAL	0- 1	0- 0	0- 0				
3- 7	0- 1	0- 1	NON-CONFERENCE	0- 2	3- 3	2- 2				
1- 3	0- 0	0- 0	HOME	0- 1	1- 2	1- 1				
2- 3	0- 1	0- 1	AWAY	0- 0	2- 1	1- 1				
0- 1	0- 0	0- 0	NEUTRAL	0- 1	0- 0	0- 0				
10- 3	0- 0	1- 1	CONFERENCE	0- 0	9- 2	4- 1				
6- 1	0- 0	0- 1	HOME	0- 0	6- 0	3- 0				
4- 2	0- 0	1- 0	AWAY	0- 0	3- 2	1- 1				
0- 0	0- 0	0- 0	NEUTRAL	0- 0	0- 0	0- 0				

RPI 1-25				RPI 26-50				RPI 51-100				RPI 101+				Team's RPI: 134
RPI	S	Opponent	Score	RPI	S	Opponent	Score	RPI	S	Opponent	Score	RPI	S	Opponent	Score	
7	A	Ohio St.	56 99	34	A	Northern Colo.	79 71	73	H	Wyoming	64 70	113	A	Colorado St.	83 69	
				34	H	Northern Colo.	72 78	75	N	TCU	76 86	121	A	Portland St.	101 90	
				35	A	Arizona St.	33 77					121	H	Portland St.	61 60	
												162	A	North Dakota	78 64	
												162	H	North Dakota	80 75	
												163	A	Eastern Wash.	64 71	
												163	H	Eastern Wash.	85 71	
												175	H	Washington	69 81	
												211	A	Abilene Christian	72 82	
												218	A	CSUN	80 75	
												221	H	Seattle U	60 68	
												241	A	Montana St.	95 77	
												272	A	Sacramento St.	64 79	
												272	H	Sacramento St.	101 66	
												315	H	Northern Ariz.	83 68	
												316	H	Cal St. Fullerton	80 60	
												327	H	Southern Utah	74 51	

LAST 12 Division I GAMES:																
241	A	Montana St.	95 77	315	H	Northern Ariz.	83 68									
163	H	Eastern Wash.	85 71	327	H	Southern Utah	74 51									
272	H	Sacramento St.	101 66	163	A	Eastern Wash.	64 71									
121	H	Portland St.	61 60	121	A	Portland St.	101 90									
162	A	North Dakota	78 64	272	A	Sacramento St.	64 79									
34	A	Northern Colo.	79 71	34	H	Northern Colo.	72 78									

Non-Div I Games: Eastern Ore. 84 70

Idaho

Average RPI Win:	241	WON-LOST	WINNING	LAST 10	STRENGTH OF	OPP. STRENGTH	TEAM	ADJ.	CONF.	ADJ CONF.
Average RPI Loss:	142	RECORD	PCT. RANK	GAMES	SCHEDULE	OF SCHEDULE	RPI	RPI	RPI	RPI
DIV. I ONLY	14- 8	96	7- 3	328	128	155	155	19	19	
DIV. I NON-CONF.	6- 3	87	0- 0	291	161	106	106	13	13	

TOTALS	RPI 1-25	RPI 26-50	W-L RECORDS	RPI 51-100	RPI 101-999	RPI 201+				
14- 8	0- 0	0- 2	OVERALL	0- 2	14- 4	9- 2				
5- 2	0- 0	0- 1	HOME	0- 0	5- 1	4- 0				
9- 6	0- 0	0- 0	AWAY	0- 0	9- 0	5- 0				
0- 0	0- 0	0- 0	NEUTRAL	0- 0	0- 0	0- 0				
6- 3	0- 0	0- 0	NON-CONFERENCE	0- 2	6- 1	4- 1				
1- 0	0- 0	0- 0	HOME	0- 0	1- 0	1- 0				
5- 3	0- 0	0- 0	AWAY	0- 2	5- 1	3- 1				
0- 0	0- 0	0- 0	NEUTRAL	0- 0	0- 0	0- 0				
8- 5	0- 0	0- 2	CONFERENCE	0- 0	8- 3	5- 1				
4- 2	0- 0	0- 1	HOME	0- 0	4- 1	3- 0				
4- 3	0- 0	0- 1	AWAY	0- 0	4- 2	2- 1				
0- 0	0- 0	0- 0	NEUTRAL	0- 0	0- 0	0- 0				

RPI 1-25				RPI 26-50				RPI 51-100				RPI 101+				Team's RPI: 155
RPI	S	Opponent	Score	RPI	S	Opponent	Score	RPI	S	Opponent	Score	RPI	S	Opponent	Score	
				34	A	Northern Colo.	52 75	73	A	Wyoming	53 61	121	A	Portland St.	88 59	
				34	H	Northern Colo.	57 63	88	A	Washington St.	55 72	159	A	UC Irvine	78 72	
												162	A	North Dakota	68 55	
												162	H	North Dakota	57 46	
												173	A	Weber St.	73 84	
												173	H	Weber St.	70 76	
												175	A	Washington	79 59	
												221	A	Seattle U	74 69	
												232	A	Pepperdine	74 80	
												254	A	Hawaii	64 62	
												272	A	Sacramento St.	85 71	
												272	H	Sacramento St.	83 71	
												295	H	Utah St.	64 44	
												315	A	Northern Ariz.	75 55	
												315	H	Northern Ariz.	76 59	
												327	A	Southern Utah	70 76	
												327	H	Southern Utah	66 39	
												328	A	Utah Valley	70 58	
LAST 12 Division I GAMES:																
				272	H	Sacramento St.	83 71	272	A	Sacramento St.	85 71					
				162	A	North Dakota	68 55	121	A	Portland St.	88 59					
				34	A	Northern Colo.	52 75	34	H	Northern Colo.	57 63					
				327	H	Southern Utah	66 39	162	H	North Dakota	57 46					
				315	H	Northern Ariz.	76 59	315	A	Northern Ariz.	75 55					
				173	A	Weber St.	73 84	327	A	Southern Utah	70 76					

Non-Div I Games: Westminster (UT) 83 45 Col. of Idaho 89 32

Idaho St.

■ Loss,
 ■ Non-Conf,
 ■ S Site,
 ■ Home
 ■ A Away
 N Neutral

Average RPI Win:	276	WON-LOST	WINNING	LAST 10	STRENGTH OF	OPP. STRENGTH	TEAM	ADJ.	CONF.	ADJ CONF.
Average RPI Loss:	185	RECORD	PCT. RANK	GAMES	SCHEDULE	OF SCHEDULE	RPI	RPI	RPI	RPI
DIV. I ONLY	5- 18	307	0- 10	305	255	334	334	11	11	
DIV. I NON-CONF.	5- 4	146	0- 0	347	347	327	327	15	15	

TOTALS	RPI 1-25	RPI 26-50	W-L RECORDS	RPI 51-100	RPI 101-999	RPI 201+				
5- 18	0- 1	0- 0	OVERALL	0- 3	5- 14	5- 8				
4- 8	0- 0	0- 0	HOME	0- 1	4- 7	4- 4				
1- 10	0- 1	0- 0	AWAY	0- 2	1- 7	1- 4				
0- 0	0- 0	0- 0	NEUTRAL	0- 0	0- 0	0- 0				
5- 4	0- 0	0- 0	NON-CONFERENCE	0- 0	5- 4	5- 4				
4- 2	0- 0	0- 0	HOME	0- 0	4- 2	4- 2				
1- 2	0- 0	0- 0	AWAY	0- 0	1- 2	1- 2				
0- 0	0- 0	0- 0	NEUTRAL	0- 0	0- 0	0- 0				
0- 14	0- 1	0- 0	CONFERENCE	0- 3	0- 10	0- 4				
0- 6	0- 0	0- 0	HOME	0- 1	0- 5	0- 2				
0- 8	0- 1	0- 0	AWAY	0- 2	0- 5	0- 2				
0- 0	0- 0	0- 0	NEUTRAL	0- 0	0- 0	0- 0				

RPI 1-25	RPI 26-50	RPI 51-100	RPI 101+	Team's RPI: 334
RPI S Opponent Score	RPI S Opponent Score	RPI S Opponent Score	RPI S Opponent Score	
13 A Green Bay 36 65		67 A IUPUI 43 68	111 A Cleveland St. 67 70	
		67 H IUPUI 46 82	111 H Cleveland St. 42 64	
		98 A Wright St. 50 60	125 A Milwaukee 44 59	
			125 H Milwaukee 53 76	
			181 A Youngstown St. 63 76	
			181 H Youngstown St. 52 71	
			214 H Eastern Mich. 73 70	
			216 H North Texas 70 67	
			219 H Oakland 63 67	
			242 A Northern Ky. 53 61	
			250 A Bradley 48 58	
			269 H Indiana St. 55 46	
			286 H Santa Clara 36 45	
			309 A Loyola Chicago 55 57	
			310 H Jackson St. 63 76	
			318 A Detroit Mercy 60 73	
			318 H Detroit Mercy 58 61	
			330 A Fort Wayne 67 51	
			349 H Evansville 96 77	
LAST 12 Division I GAMES:				
318 A Detroit Mercy 60 73	242 A Northern Ky. 53 61			
181 H Youngstown St. 52 71	98 A Wright St. 50 60			
111 H Cleveland St. 42 64	125 H Milwaukee 53 76			
67 A IUPUI 43 68	318 H Detroit Mercy 58 61			
125 A Milwaukee 44 59	219 H Oakland 63 67			
13 A Green Bay 36 65	111 A Cleveland St. 67 70			

Non-Div I Games: Bethel (IN) 66 46 Ind.-Northwest 74 56

Average RPI Win:	250	WON-LOST	WINNING	LAST 10	STRENGTH OF	OPP. STRENGTH	TEAM	ADJ.	CONF.	ADJ CONF.
Average RPI Loss:	66	RECORD	PCT. RANK	GAMES	SCHEDULE	OF SCHEDULE	RPI	RPI	RPI	RPI
DIV. I ONLY	9- 18	259	0- 10	90	70	213	213	3	3	
DIV. I NON-CONF.	9- 5	99	0- 0	226	213	145	145	4	4	

TOTALS	RPI 1-25	RPI 26-50	W-L RECORDS	RPI 51-100	RPI 101-999	RPI 201+				
9- 18	0- 5	0- 3	OVERALL	0- 7	9- 3	6- 0				
6- 9	0- 2	0- 1	HOME	0- 3	6- 3	6- 0				
1- 9	0- 3	0- 2	AWAY	0- 4	1- 0	0- 0				
2- 0	0- 0	0- 0	NEUTRAL	0- 0	2- 0	0- 0				
9- 5	0- 1	0- 1	NON-CONFERENCE	0- 2	9- 1	6- 0				
6- 2	0- 0	0- 0	HOME	0- 1	6- 1	6- 0				
1- 3	0- 1	0- 1	AWAY	0- 1	1- 0	0- 0				
2- 0	0- 0	0- 0	NEUTRAL	0- 0	2- 0	0- 0				
0- 13	0- 4	0- 2	CONFERENCE	0- 5	0- 2	0- 0				
0- 7	0- 2	0- 1	HOME	0- 2	0- 2	0- 0				
0- 6	0- 2	0- 1	AWAY	0- 3	0- 0	0- 0				
0- 0	0- 0	0- 0	NEUTRAL	0- 0	0- 0	0- 0				

RPI 1-25				RPI 26-50				RPI 51-100				RPI 101+ Team's RPI: 213			
RPI	S	Opponent	Score	RPI	S	Opponent	Score	RPI	S	Opponent	Score	RPI	S	Opponent	Score
7	H	Ohio St.	69 88	41	H	Purdue	54 73	60	A	Nebraska	47 62	101	H	Western Ill.	67 77
16	A	Missouri	55 72	46	A	Michigan	42 86	60	H	Nebraska	72 80	151	N	Wichita St.	68 67
17	H	Iowa	71 84	48	A	FGCU	61 85	63	H	Michigan St.	55 67	159	N	UC Irvine	65 59
19	A	Maryland	65 100					66	A	Indiana	54 70	188	H	Wisconsin	61 70
23	A	Rutgers	37 76					72	H	Virginia Tech	49 96	192	H	Northwestern	59 74
								81	A	Penn St.	59 68	198	A	Memphis	63 47
								87	A	New Mexico	68 97	237	H	Austin Peay	59 47
												250	H	Bradley	74 62
												269	H	Indiana St.	81 52
												318	H	Detroit Mercy	73 65
												330	H	Fort Wayne	64 50
												340	H	Chicago St.	66 56

LAST 12 Division I GAMES:															
7	H	Ohio St.	69 88	46	A	Michigan	42 86	63	H	Michigan St.	55 67				
66	A	Indiana	54 70	60	H	Nebraska	72 80								
41	H	Purdue	54 73	60	H	Nebraska	72 80								
60	A	Nebraska	47 62	17	H	Iowa	71 84								
188	H	Wisconsin	61 70	23	A	Rutgers	37 76								
81	A	Penn St.	59 68	192	H	Northwestern	59 74								

Non-Div I Games:

Illinois

Average RPI Win:	236	WON-LOST	WINNING	LAST 10	STRENGTH OF	OPP. STRENGTH	TEAM	ADJ.	CONF.	ADJ CONF.
Average RPI Loss:	171	RECORD	PCT. RANK	GAMES	SCHEDULE	OF SCHEDULE	RPI	RPI	RPI	RPI
DIV. I ONLY	11- 13	200	5- 5	290	229	255	255	24	24	
DIV. I NON-CONF.	6- 5	153	0- 0	246	202	204	204	22	22	

TOTALS	RPI 1-25	RPI 26-50	W-L RECORDS	RPI 51-100	RPI 101-999	RPI 201+				
11- 13	0- 0	0- 0	OVERALL	0- 1	11- 12	7- 5				
7- 6	0- 0	0- 0	HOME	0- 1	7- 5	5- 1				
3- 7	0- 0	0- 0	AWAY	0- 0	3- 1	2- 1				
1- 0	0- 0	0- 0	NEUTRAL	0- 0	1- 0	0- 0				
6- 5	0- 0	0- 0	NON-CONFERENCE	0- 0	6- 5	4- 1				
4- 2	0- 0	0- 0	HOME	0- 0	4- 2	3- 0				
1- 3	0- 0	0- 0	AWAY	0- 0	1- 3	1- 1				
1- 0	0- 0	0- 0	NEUTRAL	0- 0	1- 0	0- 0				
5- 8	0- 0	0- 0	CONFERENCE	0- 1	5- 7	3- 4				
3- 4	0- 0	0- 0	HOME	0- 1	3- 3	2- 1				
2- 4	0- 0	0- 0	AWAY	0- 0	2- 4	1- 3				
0- 0	0- 0	0- 0	NEUTRAL	0- 0	0- 0	0- 0				

RPI 1-25				RPI 26-50				RPI 51-100				RPI 101+				Team's RPI: 255
RPI	S	Opponent	Score	RPI	S	Opponent	Score	RPI	S	Opponent	Score	RPI	S	Opponent	Score	
								86	H	Drake	58 65	107	A	Missouri St.	58 75	
												107	H	Missouri St.	50 56	
												109	H	Butler	45 56	
												110	A	George Mason	37 56	
												111	H	Cleveland St.	47 56	
												125	A	Milwaukee	59 61	
												139	N	Northeastern	65 55	
												142	H	UNI	36 58	
												148	H	SIUE	62 47	
												161	A	Southern Ill.	39 36	
												161	H	Southern Ill.	49 46	
												214	H	Eastern Mich.	65 56	
												219	A	Oakland	43 64	
												242	H	Northern Ky.	49 37	
												250	H	Bradley	42 62	
												269	A	Indiana St.	49 52	
												271	H	UMKC	64 53	
												285	A	Valparaiso	50 56	
												285	H	Valparaiso	63 55	
												309	A	Loyola Chicago	59 62	
												309	H	Loyola Chicago	57 49	
												319	A	Long Beach St.	59 51	
												349	A	Evansville	67 43	

LAST 12 Division I GAMES:																
107	A	Missouri St.	58 75	269	A	Indiana St.	49 52									
161	A	Southern Ill.	39 36	349	A	Evansville	67 43									
285	H	Valparaiso	63 55	161	H	Southern Ill.	49 46									
309	H	Loyola Chicago	57 49	107	H	Missouri St.	50 56									
142	H	UNI	36 58	309	A	Loyola Chicago	59 62									
86	H	Drake	58 65	285	A	Valparaiso	50 56									

Non-Div I Games:

Illinois St.

Average RPI Win:	289	WON-LOST	WINNING	LAST 10	STRENGTH OF	OPP. STRENGTH	TEAM	ADJ.	CONF.	ADJ CONF.
Average RPI Loss:	172	RECORD	PCT. RANK	GAMES	SCHEDULE	OF SCHEDULE	RPI	RPI	RPI	RPI

DIV. I ONLY	2- 21	339	0- 10	124	321	312	312	26	26
DIV. I NON-CONF.	0- 10	337	0- 0	30	284	278	278	25	25

TOTALS	RPI 1-25	RPI 26-50	W-L RECORDS	RPI 51-100	RPI 101-999	RPI 201+			
2- 21	0- 0	0- 1	OVERALL	0- 4	2- 16	2- 9			
1- 9	0- 0	0- 0	HOME	0- 1	1- 8	1- 5			
1- 12	0- 0	0- 0	AWAY	0- 0	1- 2	1- 1			
0- 0	0- 0	0- 0	NEUTRAL	0- 0	0- 0	0- 0			
0- 10	0- 0	0- 1	NON-CONFERENCE	0- 4	0- 5	0- 2			
0- 3	0- 0	0- 0	HOME	0- 1	0- 2	0- 1			
0- 7	0- 0	0- 1	AWAY	0- 3	0- 3	0- 1			
0- 0	0- 0	0- 0	NEUTRAL	0- 0	0- 0	0- 0			
2- 11	0- 0	0- 0	CONFERENCE	0- 0	2- 11	2- 7			
1- 6	0- 0	0- 0	HOME	0- 0	1- 6	1- 4			
1- 5	0- 0	0- 0	AWAY	0- 0	1- 5	1- 3			
0- 0	0- 0	0- 0	NEUTRAL	0- 0	0- 0	0- 0			

RPI 1-25	RPI 26-50	RPI 51-100	RPI 101+	Team's RPI: 312
RPI S Opponent Score	RPI S Opponent Score	RPI S Opponent Score	RPI S Opponent Score	
	47 A Oklahoma St. 35 86	59 A Houston 67 98	114 A Lamar University 54 77	
		69 H South Dakota 51 81	114 H Lamar University 47 71	
		93 A Rice 43 60	120 H Central Ark. 35 57	
		94 A Utah 31 90	122 A SFA 49 60	
			136 H Texas St. 33 74	
			173 A Weber St. 55 79	
			179 A UT Arlington 48 61	
			211 A Abilene Christian 56 58	
			220 A Texas Tech 54 80	
			227 A New Orleans 50 52	
			227 H New Orleans 45 72	
			243 H A&M-Corpus Christi 58 62	
			245 H Nicholls St. 64 62	
			263 H McNeese 57 66	
			283 H Massachusetts 45 64	
			297 A Southeastern La. 54 65	
			323 H Houston Baptist 56 58	
			333 A Sam Houston St. 56 49	
LAST 12 Division I GAMES:				
114 H Lamar University 47 71	227 A New Orleans 50 52	114 A Lamar University 54 77		
211 A Abilene Christian 56 58	122 A SFA 49 60	120 H Central Ark. 35 57		
297 A Southeastern La. 54 65	333 A Sam Houston St. 56 49	245 H Nicholls St. 64 62		
243 H A&M-Corpus Christi 58 62				
227 H New Orleans 45 72				
323 H Houston Baptist 56 58				

Non-Div I Games: Mary Hardin-Baylor 76 58

Incarnate Word

Average RPI Win:	130	WON-LOST	WINNING	LAST 10	STRENGTH OF	OPP. STRENGTH	TEAM	ADJ.	CONF.	ADJ CONF.
Average RPI Loss:	47	RECORD	PCT. RANK	GAMES	SCHEDULE	OF SCHEDULE	RPI	RPI	RPI	RPI
DIV. I ONLY	14- 12	154	7- 3	12	20	66	66	3	3	
DIV. I NON-CONF.	7- 6	165	0- 0	11	59	67	67	4	4	

TOTALS	RPI 1-25	RPI 26-50	W-L RECORDS	RPI 51-100	RPI 101-999	RPI 201+				
14- 12	1- 5	3- 2	OVERALL	2- 3	8- 2	3- 0				
9- 5	1- 2	2- 0	HOME	0- 1	6- 2	2- 0				
4- 5	0- 2	1- 1	AWAY	1- 2	2- 0	1- 0				
1- 2	0- 1	0- 1	NEUTRAL	1- 0	0- 0	0- 0				
7- 6	0- 2	1- 1	NON-CONFERENCE	1- 1	5- 2	2- 0				
4- 3	0- 1	1- 0	HOME	0- 0	3- 2	1- 0				
2- 1	0- 0	0- 0	AWAY	0- 1	2- 0	1- 0				
1- 2	0- 1	0- 1	NEUTRAL	1- 0	0- 0	0- 0				
7- 6	1- 3	2- 1	CONFERENCE	1- 2	3- 0	1- 0				
5- 2	1- 1	1- 0	HOME	0- 1	3- 0	1- 0				
2- 4	0- 2	1- 1	AWAY	1- 1	0- 0	0- 0				
0- 0	0- 0	0- 0	NEUTRAL	0- 0	0- 0	0- 0				

RPI 1-25				RPI 26-50				RPI 51-100				RPI 101+			
RPI	S	Opponent	Score	RPI	S	Opponent	Score	RPI	S	Opponent	Score	RPI	S	Opponent	Score
4	H	Louisville	59 72	30	N	Virginia	72 82	63	A	Michigan St.	69 65	103	H	Auburn	53 65
7	A	Ohio St.	70 85	41	A	Purdue	52 44	63	H	Michigan St.	46 68	115	H	Chattanooga	61 64
7	H	Ohio St.	62 77	41	H	Purdue	72 54	68	N	UAB	71 63	118	A	Yale	72 68
16	N	Missouri	55 75	43	H	Western Ky.	73 71	70	A	Saint Mary's (CA)	82 88	186	H	Southern U.	64 49
19	A	Maryland	70 74	46	A	Michigan	79 84	81	A	Penn St.	74 77	188	H	Wisconsin	69 55
23	H	Rutgers	64 58									190	H	Arkansas St.	93 51
												192	H	Northwestern	78 73
												213	H	Illinois	70 54
												216	H	North Texas	68 63
												242	A	Northern Ky.	67 56

LAST 12 Division I GAMES:															
				41	A	Purdue	52 44	19	A	Maryland	70 74				
				213	H	Illinois	70 54	7	H	Ohio St.	62 77				
				192	H	Northwestern	78 73	46	A	Michigan	79 84				
				23	H	Rutgers	64 58	41	H	Purdue	72 54				
				188	H	Wisconsin	69 55	81	A	Penn St.	74 77				
				63	A	Michigan St.	69 65	7	A	Ohio St.	70 85				

Non-Div I Games:

Indiana

Average RPI Win:	292	WON-LOST	WINNING	LAST 10	STRENGTH OF	OPP. STRENGTH	TEAM	ADJ.	CONF.	ADJ CONF.
Average RPI Loss:	131	RECORD	PCT. RANK	GAMES	SCHEDULE	OF SCHEDULE	RPI	RPI	RPI	RPI
DIV. I ONLY	7- 15	271	6- 4	214	206	269	269	24	24	
DIV. I NON-CONF.	1- 9	318	0- 0	114	138	285	285	22	22	

TOTALS	RPI 1-25	RPI 26-50	W-L RECORDS	RPI 51-100	RPI 101-999	RPI 201+				
7- 15	0- 0	0- 1	OVERALL	0- 5	7- 9	7- 3				
3- 9	0- 0	0- 1	HOME	0- 2	3- 6	3- 1				
3- 5	0- 0	0- 0	AWAY	0- 2	3- 3	3- 2				
1- 1	0- 0	0- 0	NEUTRAL	0- 1	1- 0	1- 0				
1- 9	0- 0	0- 1	NON-CONFERENCE	0- 3	1- 5	1- 3				
0- 5	0- 0	0- 1	HOME	0- 1	0- 3	0- 1				
0- 3	0- 0	0- 0	AWAY	0- 1	0- 2	0- 2				
1- 1	0- 0	0- 0	NEUTRAL	0- 1	1- 0	1- 0				
6- 6	0- 0	0- 0	CONFERENCE	0- 2	6- 4	6- 0				
3- 4	0- 0	0- 0	HOME	0- 1	3- 3	3- 0				
3- 2	0- 0	0- 0	AWAY	0- 1	3- 1	3- 0				
0- 0	0- 0	0- 0	NEUTRAL	0- 0	0- 0	0- 0				

RPI 1-25				RPI 26-50				RPI 51-100				RPI 101+ Team's RPI: 269			
RPI	S	Opponent	Score	RPI	S	Opponent	Score	RPI	S	Opponent	Score	RPI	S	Opponent	Score
				26	H	Central Mich.	67 77	67	A	IUPUI	57 86	107	H	Missouri St.	63 77
								69	N	South Dakota	59 71	108	H	Saint Louis	59 60
								86	A	Drake	64 85	109	H	Butler	51 60
								86	H	Drake	51 84	142	A	UNI	53 59
								91	H	Miami (OH)	56 68	142	H	UNI	46 56
												161	H	Southern Ill.	45 64
												213	A	Illinois	52 81
												225	H	Fla. Atlantic	58 66
												245	N	Montana	57 45
												250	H	Bradley	65 50
												255	H	Illinois St.	52 49
												285	A	Valparaiso	67 54
												309	A	Loyola Chicago	73 65
												334	A	Ill.-Chicago	46 55
												349	A	Evansville	66 57
												349	H	Evansville	56 48
LAST 12 Division I GAMES:															
				86	H	Drake	51 84	250	H	Bradley	65 50				
				142	H	UNI	46 56	142	A	UNI	53 59				
				349	A	Evansville	66 57	86	A	Drake	64 85				
				285	A	Valparaiso	67 54	349	H	Evansville	56 48				
				309	A	Loyola Chicago	73 65	161	H	Southern Ill.	45 64				
				255	H	Illinois St.	52 49	107	H	Missouri St.	63 77				

Non-Div I Games: Missouri S&T 84 51

Indiana St.

Average RPI Win: 348	WON-LOST RECORD	WINNING PCT. RANK	LAST 10 GAMES	STRENGTH OF SCHEDULE	OPP. STRENGTH OF SCHEDULE	TEAM RPI	ADJ. RPI	CONF. RPI	ADJ CONF. RPI
Average RPI Loss: 191									
DIV. I ONLY	2- 24	345	2- 8	237	296	336	336	28	28
DIV. I NON-CONF.	0- 11	337	0- 0	118	243	326	326	26	26

TOTALS	RPI 1-25	RPI 26-50	W-L RECORDS	RPI 51-100	RPI 101-999	RPI 201+			
2- 24	0- 0	0- 0	OVERALL	0- 6	2- 18	2- 12			
1- 11	0- 0	0- 0	HOME	0- 2	1- 9	1- 5			
1- 13	0- 0	0- 0	AWAY	0- 4	1- 9	1- 7			
0- 0	0- 0	0- 0	NEUTRAL	0- 0	0- 0	0- 0			
0- 11	0- 0	0- 0	NON-CONFERENCE	0- 4	0- 7	0- 4			
0- 5	0- 0	0- 0	HOME	0- 1	0- 4	0- 1			
0- 6	0- 0	0- 0	AWAY	0- 3	0- 3	0- 3			
0- 0	0- 0	0- 0	NEUTRAL	0- 0	0- 0	0- 0			
2- 13	0- 0	0- 0	CONFERENCE	0- 2	2- 11	2- 8			
1- 6	0- 0	0- 0	HOME	0- 1	1- 5	1- 4			
1- 7	0- 0	0- 0	AWAY	0- 1	1- 6	1- 4			
0- 0	0- 0	0- 0	NEUTRAL	0- 0	0- 0	0- 0			

RPI	S	Opponent	Score	RPI	S	Opponent	Score	RPI	S	Opponent	Score	RPI	S	Opponent	Score
RPI 1-25				RPI 26-50				RPI 51-100				RPI 101+ Team's RPI: 336			
53	A	Quinnipiac	47 90	53	H	Quinnipiac	38 74	53	A	Bucknell	53 60	124	H	Bucknell	53 60
57	A	Duquesne	59 80	57	H	Duquesne	57 74	158	A	Marist	55 75	158	A	Marist	55 75
74	A	Fordham	48 78	62	H	Toledo	57 74	166	H	Kansas	58 72	166	H	Kansas	58 72
90	A	Jacksonville	62 71	74	A	Fordham	48 78	189	A	Siena	51 64	189	A	Siena	51 64
				90	A	Jacksonville	62 71	189	H	Siena	48 70	189	H	Siena	48 70
								191	H	Temple	54 59	191	H	Temple	54 59
								205	A	Stony Brook	46 63	205	A	Stony Brook	46 63
								240	H	Hofstra	43 68	240	H	Hofstra	43 68
								244	A	Niagara	59 73	244	A	Niagara	59 73
								257	A	Manhattan	63 67	257	A	Manhattan	63 67
								258	H	Fairfield	68 78	258	H	Fairfield	68 78
								267	A	St. Francis Brooklyn	63 72	267	A	St. Francis Brooklyn	63 72
								274	A	Rider	53 80	274	A	Rider	53 80
								274	H	Rider	49 62	274	H	Rider	49 62
								280	A	Ari zona	58 71	280	A	Ari zona	58 71
								289	H	Canisius	49 53	289	H	Canisius	49 53
								292	A	Monmouth	56 68	292	A	Monmouth	56 68
								292	H	Monmouth	56 62	292	H	Monmouth	56 62
								348	A	Saint Peter's	55 31	348	A	Saint Peter's	55 31
								348	H	Saint Peter's	52 42	348	H	Saint Peter's	52 42
LAST 12 Division I GAMES:															
348	A	Saint Peter's	55 31	274	H	Rider	49 62	274	H	Rider	49 62	274	H	Rider	49 62
274	A	Rider	53 80	292	A	Monmouth	56 68	292	A	Monmouth	56 68	292	A	Monmouth	56 68
258	H	Fairfield	68 78	189	H	Siena	48 70	189	H	Siena	48 70	189	H	Siena	48 70
53	A	Quinnipiac	47 90	257	A	Manhattan	63 67	257	A	Manhattan	63 67	257	A	Manhattan	63 67
158	A	Marist	55 75	292	H	Monmouth	56 62	292	H	Monmouth	56 62	292	H	Monmouth	56 62
348	H	Saint Peter's	52 42	53	H	Quinnipiac	38 74	53	H	Quinnipiac	38 74	53	H	Quinnipiac	38 74

Non-Div I Games:

Iona

Average RPI Win:	123	WON-LOST	WINNING	LAST 10	STRENGTH OF	OPP. STRENGTH	TEAM	ADJ.	CONF.	ADJ CONF.
Average RPI Loss:	38	RECORD	PCT. RANK	GAMES	SCHEDULE	OF SCHEDULE	RPI	RPI	RPI	RPI
DIV. I ONLY	20- 6	40	6- 4	16	66	17	17	3	3	
DIV. I NON-CONF.	12- 1	6	0- 0	39	103	14	14	4	4	

TOTALS	RPI 1-25	RPI 26-50	W-L RECORDS	RPI 51-100	RPI 101-999	RPI 201+				
20- 6	1- 2	3- 2	OVERALL	5- 2	11- 0	3- 0				
11- 3	1- 1	3- 1	HOME	3- 1	4- 0	1- 0				
6- 3	0- 1	0- 1	AWAY	1- 1	5- 0	1- 0				
3- 0	0- 0	0- 0	NEUTRAL	1- 0	2- 0	1- 0				
12- 1	0- 1	1- 0	NON-CONFERENCE	3- 0	8- 0	2- 0				
7- 1	0- 1	1- 0	HOME	2- 0	4- 0	1- 0				
2- 0	0- 0	0- 0	AWAY	0- 0	2- 0	0- 0				
3- 0	0- 0	0- 0	NEUTRAL	1- 0	2- 0	1- 0				
8- 5	1- 1	2- 2	CONFERENCE	2- 2	3- 0	1- 0				
4- 2	1- 0	2- 1	HOME	1- 1	0- 0	0- 0				
4- 3	0- 1	0- 1	AWAY	1- 1	3- 0	1- 0				
0- 0	0- 0	0- 0	NEUTRAL	0- 0	0- 0	0- 0				

RPI	S	Opponent	Score	RPI	S	Opponent	Score	RPI	S	Opponent	Score	RPI	S	Opponent	Score
6	H	Florida St.	93 94	39	A	Minnesota	72 77	53	H	Quinnipiac	83 67	102	A	Iowa St.	61 55
7	H	Ohio St.	103 89	39	H	Minnesota	92 84	56	N	Elon	74 61	105	H	Western Mich.	79 56
19	A	Maryland	64 80	41	H	Purdue	70 76	60	A	Nebraska	65 74	127	H	Northern Ill.	105 80
				43	H	Western Ky.	104 97	60	H	Nebraska	74 92	142	A	UNI	71 47
				46	H	Michigan	82 72	63	A	Michigan St.	71 68	149	H	Samford	80 59
								81	H	Penn St.	80 76	170	N	Charlotte	77 64
								86	H	Drake	79 66	188	A	Wisconsin	56 46
												192	A	Northwestern	70 61
												213	A	Illinois	84 71
												261	N	Morgan St.	90 46
												339	H	Ark.-Pine Bluff	85 45

LAST 12 Division I GAMES:															
192	A	Northwestern	70 61	39	A	Minnesota	72 77	60	A	Nebraska	65 74	41	H	Purdue	70 76
81	H	Penn St.	80 76	60	A	Nebraska	65 74	213	A	Illinois	84 71	19	A	Maryland	64 80
39	H	Minnesota	92 84	41	H	Purdue	70 76	46	H	Michigan	82 72				
63	A	Michigan St.	71 68												
60	H	Nebraska	74 92												
7	H	Ohio St.	103 89												

Non-Div I Games:

Iowa

Average RPI		Win: 167	WON-LOST RECORD	WINNING PCT. RANK	LAST 10 GAMES	STRENGTH OF SCHEDULE	OPP. STRENGTH OF SCHEDULE	TEAM RPI	ADJ. RPI	CONF. RPI	ADJ CONF. RPI
DIV. I ONLY			11- 14	208	4- 6	31	34	102	102	4	4
DIV. I NON-CONF.			6- 5	153	0- 0	173	63	152	152	5	5
TOTALS		RPI 1-25		RPI 26-50		W-L RECORDS	RPI 51-100	RPI 101-999		RPI 201+	
11- 14		0- 4		1- 3		OVERALL	4- 5	6- 2		5- 0	
6- 7		0- 2		0- 2		HOME	1- 3	5- 0		4- 0	
4- 6		0- 2		1- 0		AWAY	2- 2	1- 2		1- 0	
1- 1		0- 0		0- 1		NEUTRAL	1- 0	0- 0		0- 0	
6- 5		0- 1		0- 1		NON-CONFERENCE	2- 1	4- 2		4- 0	
5- 1		0- 1		0- 0		HOME	1- 0	4- 0		4- 0	
0- 3		0- 0		0- 0		AWAY	0- 1	0- 2		0- 0	
1- 1		0- 0		0- 1		NEUTRAL	1- 0	0- 0		0- 0	
5- 9		0- 3		1- 2		CONFERENCE	2- 4	2- 0		1- 0	
1- 6		0- 1		0- 2		HOME	0- 3	1- 0		0- 0	
4- 3		0- 2		1- 0		AWAY	2- 1	1- 0		1- 0	
0- 0		0- 0		0- 0		NEUTRAL	0- 0	0- 0		0- 0	

RPI	S	Opponent	Score	RPI	S	Opponent	Score	RPI	S	Opponent	Score	RPI	S	Opponent	Score	Team's RPI: 102
5	A	Bayl or	49 89	26	N	Central Mich.	60 81	54	A	West Virginia	49 57	129	A	Vanderbilt	74 77	
5	H	Bayl or	50 79	29	H	Oklahoma	69 74	54	H	West Virginia	59 69	142	A	UNI	53 57	
11	A	Texas	55 87	47	A	Oklahoma St.	78 69	69	H	South Dakota	81 76	166	H	Kansas	71 69	
17	H	Iowa	55 61	47	H	Oklahoma St.	73 81	75	A	TCU	66 63	220	A	Texas Tech	66 54	
								75	H	TCU	52 75	226	H	UC Riverside	89 66	
								84	A	Kansas St.	80 45	245	H	Nicholls St.	75 47	
								84	H	Kansas St.	60 67	271	H	UMKC	61 45	
								86	A	Drake	80 83	335	H	N.C. Central	99 58	
								100	N	Tulane	67 64					

LAST 12 Division I GAMES:																
75	A	TCU	66 63	54	H	West Virginia	59 69									
47	H	Oklahoma St.	73 81	5	H	Bayl or	50 79									
84	A	Kansas St.	80 45	220	A	Texas Tech	66 54									
75	H	TCU	52 75	84	H	Kansas St.	60 67									
11	A	Texas	55 87	54	A	West Virginia	49 57									
47	A	Oklahoma St.	78 69	5	A	Bayl or	49 89									

Non-Div I Games:

Iowa St.

Average RPI Win: 305		WON-LOST RECORD	WINNING PCT. RANK	LAST 10 GAMES	STRENGTH OF SCHEDULE	OPP. STRENGTH OF SCHEDULE	TEAM RPI	ADJ. RPI	CONF. RPI	ADJ. CONF. RPI
Average RPI Loss: 246										
DIV. I ONLY		9- 9	175	4- 6	349	346	310	310	32	32
DIV. I NON-CONF.		2- 3	214	0- 0	349	285	346	346	32	32
TOTALS		RPI 1-25	RPI 26-50	W-L RECORDS		RPI 51-100	RPI 101-999	RPI 201+		
9- 9	0- 0		0- 0	OVERALL		0- 0	9- 9	9- 6		
5- 3	0- 0		0- 0	HOME		0- 0	5- 3	5- 2		
4- 6	0- 0		0- 0	AWAY		0- 0	4- 0	4- 0		
0- 0	0- 0		0- 0	NEUTRAL		0- 0	0- 0	0- 0		
2- 3	0- 0		0- 0	NON-CONFERENCE		0- 0	2- 3	2- 2		
0- 1	0- 0		0- 0	HOME		0- 0	0- 1	0- 1		
2- 2	0- 0		0- 0	AWAY		0- 0	2- 2	2- 1		
0- 0	0- 0		0- 0	NEUTRAL		0- 0	0- 0	0- 0		
7- 6	0- 0		0- 0	CONFERENCE		0- 0	7- 6	7- 4		
5- 2	0- 0		0- 0	HOME		0- 0	5- 2	5- 1		
2- 4	0- 0		0- 0	AWAY		0- 0	2- 4	2- 3		
0- 0	0- 0		0- 0	NEUTRAL		0- 0	0- 0	0- 0		

RPI 1-25				RPI 26-50				RPI 51-100				RPI 101+				Team's RPI: 310	
RPI	S	Opponent	Score	RPI	S	Opponent	Score	RPI	S	Opponent	Score	RPI	S	Opponent	Score		
												186	A	Southern U.	76	86	
												186	H	Southern U.	58	68	
												198	A	Memphis	53	64	
												233	A	Texas Southern	66	71	
												233	H	Texas Southern	74	77	
												236	H	Grambling	82	70	
												245	H	Nicholls St.	64	90	
												265	A	Prairie View	73	85	
												265	H	Prairie View	70	61	
												302	H	Alabama St.	70	61	
												304	A	Alcorn	74	51	
												304	H	Alcorn	94	69	
												317	H	Alabama A&M	59	43	
												333	A	Sam Houston St.	68	74	
												334	A	Ill.-Chicago	76	63	
												337	A	Mississippi Val.	61	72	
												339	A	Ark.-Pine Bluff	60	54	
												340	A	Chicago St.	87	69	
LAST 12 Division I GAMES:																	
				265	A	Prairie View	73	85		236	H	Grambling	82	70			
				233	A	Texas Southern	66	71		265	H	Prairie View	70	61			
				186	H	Southern U.	58	68		233	H	Texas Southern	74	77			
				304	H	Alcorn	94	69		186	A	Southern U.	76	86			
				339	A	Ark.-Pine Bluff	60	54		304	A	Alcorn	74	51			
				337	A	Mississippi Val.	61	72		317	H	Alabama A&M	59	43			

[illegible]

Average RPI Win:	255	WON-LOST	WINNING	LAST 10	STRENGTH OF	OPP. STRENGTH	TEAM	ADJ.	CONF.	ADJ CONF.
Average RPI Loss:	78	RECORD	PCT. RANK	GAMES	SCHEDULE	OF SCHEDULE	RPI	RPI	RPI	RPI
DIV. I ONLY	16- 7	67	8- 2	220	220	90	90	22	22	
DIV. I NON-CONF.	7- 5	132	1- 0	210	171	103	103	21	21	
<hr/>										
TOTALS	RPI 1-25	RPI 26-50	W-L RECORDS	RPI 51-100	RPI 101-999	RPI 201+				
16- 7	0- 2	0- 2	OVERALL	0- 1	16- 2	12- 0				
6- 1	0- 0	0- 1	HOME	0- 0	6- 0	5- 0				
9- 6	0- 2	0- 1	AWAY	0- 1	9- 2	6- 0				
1- 0	0- 0	0- 0	NEUTRAL	0- 0	1- 0	1- 0				
7- 5	0- 2	0- 0	NON-CONFERENCE	0- 1	7- 2	5- 0				
3- 0	0- 0	0- 0	HOME	0- 0	3- 0	3- 0				
3- 5	0- 2	0- 0	AWAY	0- 1	3- 2	1- 0				
1- 0	0- 0	0- 0	NEUTRAL	0- 0	1- 0	1- 0				
9- 2	0- 0	0- 2	CONFERENCE	0- 0	9- 0	7- 0				
3- 1	0- 0	0- 1	HOME	0- 0	3- 0	2- 0				
6- 1	0- 0	0- 1	AWAY	0- 0	6- 0	5- 0				
0- 0	0- 0	0- 0	NEUTRAL	0- 0	0- 0	0- 0				

RPI 1-25				RPI 26-50				RPI 51-100				Team's RPI: 90				RPI 101+			
RPI	S	Opponent	Score	RPI	S	Opponent	Score	RPI	S	Opponent	Score	RPI	S	Opponent	Score	RPI	S	Opponent	Score
6	A	Florida St.	50 82	48	A	FGCU	58 63	85	A	Al abama	60 75	126	A	Bethune-Cookman	68 58				
20	A	NC State	44 64	48	H	FGCU	63 65					138	A	South Al a.	60 58				
												160	A	Fl ori da	59 69				
												180	A	Troy	88 89				
												182	A	Stetson	61 54				
												182	H	Stetson	73 63				
												229	A	North Florida	66 48				
												242	N	Northern Ky.	61 49				
												245	A	Nicholls St.	69 61				
												264	A	Lipscomb	70 63				
												264	H	Lipscomb	70 48				
												284	A	USC Upstate	71 45				
												292	H	Monmouth	74 65				
												301	A	Kennesaw St.	67 49				
												301	H	Kennesaw St.	84 49				
												336	H	Iona	71 62				
												342	H	Savannah St.	74 46				
												344	A	NJIT	88 58				

Non-Div I Games: Flagler 79 52 Edward Waters 79 58 Webber Int'l 64 43

Jacksonville

Loss, Non-Conf, S Site, H Home A Away N Neutral

Average RPI Win:	276	WON-LOST	WINNING	LAST 10	STRENGTH OF	OPP. STRENGTH	TEAM	ADJ.	CONF.	ADJ CONF.
Average RPI Loss:	165	RECORD	PCT. RANK	GAMES	SCHEDULE	OF SCHEDULE	RPI	RPI	RPI	RPI
DIV. I ONLY	14- 10	127	6- 4	300	288	197	197	25	25	
DIV. I NON-CONF.	4- 5	202	0- 0	251	189	212	212	27	27	

TOTALS	RPI 1-25	RPI 26-50	W-L RECORDS	RPI 51-100	RPI 101-999	RPI 201+				
14- 10	0- 1	0- 0	OVERALL	0- 3	14- 6	14- 3				
8- 3	0- 1	0- 0	HOME	0- 0	8- 2	8- 1				
5- 7	0- 0	0- 0	AWAY	0- 3	5- 0	5- 0				
1- 0	0- 0	0- 0	NEUTRAL	0- 0	1- 0	1- 0				
4- 5	0- 1	0- 0	NON-CONFERENCE	0- 2	4- 2	4- 1				
2- 1	0- 1	0- 0	HOME	0- 0	2- 0	2- 0				
1- 4	0- 0	0- 0	AWAY	0- 2	1- 2	1- 1				
1- 0	0- 0	0- 0	NEUTRAL	0- 0	1- 0	1- 0				
10- 5	0- 0	0- 0	CONFERENCE	0- 1	10- 4	10- 2				
6- 2	0- 0	0- 0	HOME	0- 0	6- 2	6- 1				
4- 3	0- 0	0- 0	AWAY	0- 1	4- 2	4- 1				
0- 0	0- 0	0- 0	NEUTRAL	0- 0	0- 0	0- 0				

RPI 1-25				RPI 26-50				RPI 51-100				RPI 101+				Team's RPI: 197
RPI	S	Opponent	Score	RPI	S	Opponent	Score	RPI	S	Opponent	Score	RPI	S	Opponent	Score	
6	H	Florida St.	51 75					76	A	Belmont	55 71	137	A	Clemson	45 53	
								91	A	Miami (OH)	55 58	148	A	SIUE	41 65	
								99	A	Seton Hall	54 73	183	H	UT Martin	57 61	
												204	N	East Carolina	82 73	
												209	A	Morehead St.	67 65	
												209	H	Morehead St.	70 64	
												227	A	New Orleans	59 54	
												228	H	Southeast Mo. St.	55 48	
												237	H	Austin Peay	65 47	
												293	A	Eastern Ky.	44 48	
												293	H	Eastern Ky.	65 51	
												298	A	Murray St.	59 55	
												298	H	Murray St.	97 65	
												300	H	Tennessee Tech	58 60	
												317	H	Alabama A&M	49 33	
												321	A	Georgia St.	41 55	
												331	H	Rhode Island	63 53	
												332	A	Tennessee St.	75 56	
												332	H	Tennessee St.	62 61	
												346	A	Eastern Ill.	59 50	

LAST 12 Division I GAMES:																
298	A	Murray St.	59 55	183	H	UT Martin	57 61									
332	H	Tennessee St.	62 61	293	A	Eastern Ky.	44 48									
300	H	Tennessee Tech	58 60	209	A	Morehead St.	67 65									
148	A	SIUE	41 65	237	H	Austin Peay	65 47									
346	A	Eastern Ill.	59 50	298	H	Murray St.	97 65									
228	H	Southeast Mo. St.	55 48	76	A	Belmont	55 71									

Non-Div I Games: Stillman 93 38 Brewton-Parker 103 44

Jacksonville St.

Loss,
Non-Conf,
S Site,
H Home
A Away
N Neutral

Average RPI Win:	207	WON-LOST	WINNING	LAST 10	STRENGTH OF	OPP. STRENGTH	TEAM	ADJ.	CONF.	ADJ CONF.
Average RPI Loss:	46	RECORD	PCT. RANK	GAMES	SCHEDULE	OF SCHEDULE	RPI	RPI	RPI	RPI
DIV. I ONLY	16- 8	81	9- 1	96	99	77	77	10	10	
DIV. I NON-CONF.	4- 7	226	0- 0	51	19	150	150	12	12	

TOTALS	RPI 1-25	RPI 26-50	W-L RECORDS	RPI 51-100	RPI 101-999	RPI 201+				
16- 8	0- 4	0- 1	OVERALL	3- 2	13- 1	10- 0				
9- 3	0- 2	0- 0	HOME	3- 0	6- 1	5- 0				
7- 4	0- 1	0- 1	AWAY	0- 2	7- 0	5- 0				
0- 1	0- 1	0- 0	NEUTRAL	0- 0	0- 0	0- 0				
4- 7	0- 4	0- 1	NON-CONFERENCE	1- 1	3- 1	3- 0				
3- 3	0- 2	0- 0	HOME	1- 0	2- 1	2- 0				
1- 3	0- 1	0- 1	AWAY	0- 1	1- 0	1- 0				
0- 1	0- 1	0- 0	NEUTRAL	0- 0	0- 0	0- 0				
12- 1	0- 0	0- 0	CONFERENCE	2- 1	10- 0	7- 0				
6- 0	0- 0	0- 0	HOME	2- 0	4- 0	3- 0				
6- 1	0- 0	0- 0	AWAY	0- 1	6- 0	4- 0				
0- 0	0- 0	0- 0	NEUTRAL	0- 0	0- 0	0- 0				

RPI 1-25				RPI 26-50				RPI 51-100 Team's RPI: 77				RPI 101+			
RPI	S	Opponent	Score	RPI	S	Opponent	Score	RPI	S	Opponent	Score	RPI	S	Opponent	Score
6	H	Florida St.	63 79	40	A	Dayton	54 82	52	A	St. John's (NY)	64 81	133	A	William & Mary	86 41
10	A	Tennessee	60 89					56	A	Elon	43 50	139	A	Northeastern	60 57
23	H	Rutgers	63 76					56	H	Elon	70 67	139	H	Northeastern	72 43
24	N	Villanova	57 60					58	H	Drexel	56 48	156	H	Saint Joseph's	66 73
								89	H	Liberty	58 47	240	A	Hofstra	55 42
												240	H	Hofstra	73 56
												253	A	Col. of Charleston	67 45
												253	H	Col. of Charleston	67 53
												259	A	Towson	64 55
												259	H	Towson	69 45
												282	A	UNCW	63 48
												290	A	Vermont	68 56
												294	H	Bryant	67 36
												325	H	Wagner	68 45

LAST 12 Division I GAMES:															
259	A	Towson	64 55	282	A	UNCW	63 48								
139	H	Northeastern	72 43	253	A	Col. of Charleston	67 45								
56	A	Elon	43 50	56	H	Elon	70 67								
133	A	William & Mary	86 41	58	H	Drexel	56 48								
253	H	Col. of Charleston	67 53	259	H	Towson	69 45								
240	H	Hofstra	73 56	139	A	Northeastern	60 57								

Non-Div I Games:

James Madison

Average RPI Win: 205
Average RPI Loss: 60

WON-LOST
RECORD

WINNING
PCT. RANK

LAST 10
GAMES

STRENGTH OF
SCHEDULE

OPP. STRENGTH
OF SCHEDULE

TEAM
RPI

ADJ.
RPI

CONF.
RPI

ADJ CONF.
RPI

DIV. I ONLY	11- 14	208	0- 10	84	58	166	166	4	4
DIV. I NON-CONF.	9- 2	33	0- 0	228	237	92	92	5	5
TOTALS	RPI 1-25	RPI 26-50	W-L RECORDS	RPI 51-100	RPI 101-999	RPI 201+			
11- 14	0- 3	0- 3	OVERALL	2- 6	9- 2	7- 1			
9- 7	0- 2	0- 1	HOME	2- 3	7- 1	5- 1			
2- 7	0- 1	0- 2	AWAY	0- 3	2- 1	2- 0			
0- 0	0- 0	0- 0	NEUTRAL	0- 0	0- 0	0- 0			
9- 2	0- 0	0- 0	NON-CONFERENCE	1- 2	8- 0	6- 0			
8- 1	0- 0	0- 0	HOME	1- 1	7- 0	5- 0			
1- 1	0- 0	0- 0	AWAY	0- 1	1- 0	1- 0			
0- 0	0- 0	0- 0	NEUTRAL	0- 0	0- 0	0- 0			
2- 12	0- 3	0- 3	CONFERENCE	1- 4	1- 2	1- 1			
1- 6	0- 2	0- 1	HOME	1- 2	0- 1	0- 1			
1- 6	0- 1	0- 2	AWAY	0- 2	1- 1	1- 0			
0- 0	0- 0	0- 0	NEUTRAL	0- 0	0- 0	0- 0			

RPI	S	Opponent	Score	RPI	S	Opponent	Score	RPI	S	Opponent	Score	RPI	S	Opponent	Score	Team's RPI: 166
5	H	Bayl or	48 83	29	A	Okl ahoma	64 97	52	A	St. John's (NY)	53 65	102	A	Iowa St.	69 71	
11	A	Texas	62 79	29	H	Okl ahoma	52 72	54	A	West Vi rgi ni a	46 76	104	H	Arkansas	71 60	
11	H	Texas	41 55	47	A	Okl ahoma St.	63 92	54	H	West Vi rgi ni a	54 74	118	H	Yale	81 75	
								60	H	Nebraska	49 66	220	A	Texas Tech	60 47	
								75	A	TCU	66 76	220	H	Texas Tech	56 68	
								75	H	TCU	86 77	228	H	Southeast Mo. St.	51 50	
								84	H	Kansas St.	59 63	233	H	Texas Southern	72 37	
								93	H	Rice	73 65	249	H	Campbell I	66 48	
												271	H	UMKC	63 48	
												329	H	Delaware St.	81 49	
												336	A	Iona	72 58	
LAST 12 Division I GAMES:																
54	A	West Vi rgi ni a	46 76	75	A	TCU	66 76									
29	H	Okl ahoma	52 72	220	H	Texas Tech	56 68									
47	A	Okl ahoma St.	63 92	11	A	Texas	62 79									
11	H	Texas	41 55	54	H	West Vi rgi ni a	54 74									
84	H	Kansas St.	59 63	5	H	Bayl or	48 83									
29	A	Okl ahoma	64 97	220	A	Texas Tech	60 47									

Non-Div I Games:

Kansas

Average RPI Loss: 40

DIV. I ONLY	13- 12	167	4- 6	21	60	84	84	4	4
DIV. I NON-CONF.	8- 3	65	0- 0	96	248	79	79	5	5
TOTALS	RPI 1-25	RPI 26-50	W-L RECORDS	RPI 51-100	RPI 101-999	RPI 201+			
13- 12	0- 6	1- 3	OVERALL	2- 1	10- 2	5- 0			
8- 6	0- 2	1- 1	HOME	0- 1	7- 2	4- 0			
4- 5	0- 3	0- 2	AWAY	1- 0	3- 0	1- 0			
1- 1	0- 1	0- 0	NEUTRAL	1- 0	0- 0	0- 0			
8- 3	0- 2	0- 0	NON-CONFERENCE	1- 0	7- 1	4- 0			
6- 1	0- 0	0- 0	HOME	0- 0	6- 1	3- 0			
1- 1	0- 1	0- 0	AWAY	0- 0	1- 0	1- 0			
1- 1	0- 1	0- 0	NEUTRAL	1- 0	0- 0	0- 0			
5- 9	0- 4	1- 3	CONFERENCE	1- 1	3- 1	1- 0			
2- 5	0- 2	1- 1	HOME	0- 1	1- 1	1- 0			
3- 4	0- 2	0- 2	AWAY	1- 0	2- 0	0- 0			
0- 0	0- 0	0- 0	NEUTRAL	0- 0	0- 0	0- 0			

RPI 1-25				
RPI	S	Opponent	Score	
5	A	Bayl or	50	75
5	H	Bayl or	58	88
8	N	UCLA	55	64
11	A	Texas	54	76
11	H	Texas	64	75
16	A	Mi ssouri	59	73

RPI 26-50				
RPI	S	Opponent	Score	
29	A	Okl ahoma	49	68
29	H	Okl ahoma	71	76
47	A	Okl ahoma St.	68	76
47	H	Okl ahoma St.	80	64

RPI 51-100				
RPI	S	Opponent	Score	
54	A	West Vi rgi ni a	60	52
75	H	TCU	63	68
81	N	Penn St.	70	65

Team's RPI : 84				
RPI	S	Opponent	Score	
102	A	Iowa St.	67	60
102	H	Iowa St.	45	80
119	H	Little Rock	66	51
122	H	SFA	74	49
142	H	UNI	71	72
166	A	Kansas	63	59
179	H	UT Arlington	70	56
216	A	North Texas	55	54
220	H	Texas Tech	83	69
238	H	Omaha	81	60
340	H	Chi cago St.	99	51
343	H	Florida A&M	81	57

LAST 12 Division I GAMES:									
11	A	Texas	54	76	5	A	Bayl or	50	75
220	H	Texas Tech	83	69	29	H	Okl ahoma	71	76
102	H	Iowa St.	45	80	47	H	Oklahoma St.	80	64
29	A	Okl ahoma	49	68	102	A	Iowa St.	67	60
166	A	Kansas	63	59	11	H	Texas	64	75
75	H	TCU	63	68	54	A	West Vi rgi ni a	60	52

Non-Div I Games:

Kansas St.

Average RPI Win:	298	WON-LOST	WINNING	LAST 10	STRENGTH OF	OPP. STRENGTH	TEAM	ADJ.	CONF.	ADJ CONF.
Average RPI Loss:	156	RECORD	PCT. RANK	GAMES	SCHEDULE	OF SCHEDULE	RPI	RPI	RPI	RPI
DIV. I ONLY	6- 15	281	3- 7	312	179	301	301	22	22	
DIV. I NON-CONF.	3- 7	254	1- 0	254	96	246	246	21	21	

TOTALS	RPI 1-25	RPI 26-50	W-L RECORDS	RPI 51-100	RPI 101-999	RPI 201+				
6- 15	0- 1	0- 1	OVERALL	0- 4	6- 9	5- 6				
3- 6	0- 0	0- 1	HOME	0- 1	3- 4	2- 4				
3- 7	0- 0	0- 0	AWAY	0- 2	3- 5	3- 2				
0- 2	0- 1	0- 0	NEUTRAL	0- 1	0- 0	0- 0				
3- 7	0- 1	0- 0	NON-CONFERENCE	0- 2	3- 4	3- 1				
1- 1	0- 0	0- 0	HOME	0- 0	1- 1	1- 1				
2- 4	0- 0	0- 0	AWAY	0- 1	2- 3	2- 0				
0- 2	0- 1	0- 0	NEUTRAL	0- 1	0- 0	0- 0				
3- 8	0- 0	0- 1	CONFERENCE	0- 2	3- 5	2- 5				
2- 5	0- 0	0- 1	HOME	0- 1	2- 3	1- 3				
1- 3	0- 0	0- 0	AWAY	0- 1	1- 2	1- 2				
0- 0	0- 0	0- 0	NEUTRAL	0- 0	0- 0	0- 0				

RPI 1-25				RPI 26-50				RPI 51-100				RPI 101+ Team's RPI: 301			
RPI	S	Opponent	Score	RPI	S	Opponent	Score	RPI	S	Opponent	Score	RPI	S	Opponent	Score
19	N	Maryland	35 89	48	H	FGCU	57 78	64	A	Georgia Tech	48 86	137	A	Clemson	28 41
								83	N	Maine	39 75	141	A	Ole Miss	63 92
								90	A	Jacksonville	49 84	174	A	Furman	59 78
								90	H	Jacksonville	49 67	182	H	Stetson	66 49
												204	H	East Carolina	56 66
												229	A	North Florida	72 77
												229	H	North Florida	44 68
												264	H	Lipscomb	62 64
												277	A	Presbyterian	60 51
												284	A	USC Upstate	61 65
												284	H	USC Upstate	64 70
												320	A	Ga. Southern	60 58
												321	H	Georgia St.	71 61
												344	A	NJIT	61 58
												344	H	NJIT	80 65

LAST 12 Division I GAMES:															
229	H	North Florida	44 68	182	H	Stetson	66 49								
90	H	Jacksonville	49 67	48	H	FGCU	57 78								
344	A	NJIT	61 58	90	A	Jacksonville	49 84								
284	H	USC Upstate	64 70	229	A	North Florida	72 77								
344	H	NJIT	80 65	264	H	Lipscomb	62 64								
284	A	USC Upstate	61 65	320	A	Ga. Southern	60 58								

Non-Div I Games: Middle Ga. St. 81 65

Kennesaw St.

Average RPI Loss: 85

DIV. I ONLY	11- 14	208	3- 7	116	90	144	144	7	7
DIV. I NON-CONF.	7- 5	132	0- 0	150	117	109	109	8	8
TOTALS	RPI 1-25	RPI 26-50	W-L RECORDS	RPI 51-100	RPI 101-999	RPI 201+			
11- 14	0- 2	0- 5	OVERALL	1- 2	10- 5	7- 2			
3- 5	0- 0	0- 1	HOME	0- 2	3- 2	3- 0			
6- 6	0- 0	0- 0	AWAY	1- 0	5- 1	3- 0			
2- 3	0- 1	0- 2	NEUTRAL	0- 0	2- 0	1- 0			
7- 5	0- 1	0- 3	NON-CONFERENCE	0- 1	7- 0	4- 0			
1- 1	0- 0	0- 0	HOME	0- 1	1- 0	1- 0			
4- 1	0- 0	0- 1	AWAY	0- 0	4- 0	2- 0			
2- 3	0- 1	0- 2	NEUTRAL	0- 0	2- 0	1- 0			
4- 9	0- 1	0- 2	CONFERENCE	1- 1	3- 5	3- 2			
2- 4	0- 0	0- 1	HOME	0- 1	2- 2	2- 0			
2- 5	0- 1	0- 1	AWAY	1- 0	1- 3	1- 2			
0- 0	0- 0	0- 0	NEUTRAL	0- 0	0- 0	0- 0			

RPI 1-25				RPI 26-50				RPI 51-100				RPI 101+				Team's RPI: 144	
RPI	S	Opponent	Score	RPI	S	Opponent	Score	RPI	S	Opponent	Score	RPI	S	Opponent	Score		
12	N	Stanford	54 79	26	A	Central Mi ch.	84 88	62	A	Toledo	62 55	105	H	Western Mich.	61 66		
14	A	Buffalo	42 80	42	H	Ball St.	58 79	82	H	Ohio	65 78	127	A	Northern Ill.	79 81		
				44	N	Gonzaga	57 77	98	H	Wright St.	60 72	127	H	Northern Ill.	62 72		
				46	A	Michigan	41 54					145	A	Robert Morris	46 31		
				48	N	FGCU	62 80					181	A	Youngstown St.	55 44		
												198	N	Memphis	70 55		
												206	A	Bowling Green	50 60		
												206	H	Bowling Green	81 57		
												214	A	Eastern Mich.	67 60		
												214	H	Eastern Mich.	76 69		
												215	A	Akron	60 75		
												242	A	Northern Ky.	59 54		
												293	A	Eastern Ky.	65 57		
												297	N	Southeastern La.	81 60		
												318	H	Detroit Mercy	82 74		
LAST 12 Division I GAMES:																	
				82	H	Ohio	65 78	42	H	Ball St.	58 79						
				14	A	Buffalo	42 80	206	A	Bowling Green	50 60						
				127	H	Northern Ill.	62 72	26	A	Central Mich.	84 88						
				206	H	Bowling Green	81 57	214	H	Eastern Mich.	76 69						
				215	A	Akron	60 75	105	H	Western Mich.	61 66						
				62	A	Toledo	62 55	127	A	Northern Ill.	79 81						

Kent St.

Average RPI	Win:	198	WON-LOST	WINNING	LAST 10	STRENGTH OF	OPP. STRENGTH	TEAM	ADJ.	CONF.	ADJ CONF.
Average RPI	Loss:	37	RECORD	PCT. RANK	GAMES	SCHEDULE	OF SCHEDULE	RPI	RPI	RPI	RPI
DIV. I ONLY		13- 14		189	5- 5	33	49	95	95	2	2
DIV. I NON-CONF.		8- 6		143	0- 0	112	133	116	116	2	2
<hr/>											
TOTALS	RPI 1-25		RPI 26-50		W-L RECORDS	RPI 51-100		RPI 101-999		RPI 201+	
13- 14	0- 7		0- 4		OVERALL	2- 1		11- 2		7- 0	
9- 6	0- 3		0- 3		HOME	1- 0		8- 0		6- 0	
4- 8	0- 4		0- 1		AWAY	1- 1		3- 2		1- 0	
0- 0	0- 0		0- 0		NEUTRAL	0- 0		0- 0		0- 0	
8- 6	0- 2		0- 2		NON-CONFERENCE	1- 1		7- 1		7- 0	
6- 2	0- 1		0- 1		HOME	0- 0		6- 0		6- 0	
2- 4	0- 1		0- 1		AWAY	1- 1		1- 1		1- 0	
0- 0	0- 0		0- 0		NEUTRAL	0- 0		0- 0		0- 0	
5- 8	0- 5		0- 2		CONFERENCE	1- 0		4- 1		0- 0	
3- 4	0- 2		0- 2		HOME	1- 0		2- 0		0- 0	
2- 4	0- 3		0- 0		AWAY	0- 0		2- 1		0- 0	
0- 0	0- 0		0- 0		NEUTRAL	0- 0		0- 0		0- 0	

RPI 1-25				RPI 26-50				RPI 51-100				Team's RPI : 95				RPI 101+			
RPI	S	Opponent	Score	RPI	S	Opponent	Score	RPI	S	Opponent	Score	RPI	S	Opponent	Score	RPI	S	Opponent	Score
3	A	Mississippi St.	55 74	27	H	LSU	70 72	51	A	Miami (FL)	54 65	103	H	Auburn	65 48				
4	H	Louisville	63 87	28	H	Georgia	42 56	85	H	Alabama	79 54	104	A	Arkansas	76 65				
5	A	Baylor	63 90	38	H	California	52 62	88	A	Washington St.	73 68	104	H	Arkansas	78 57				
10	H	Tennessee	49 63	48	A	FGCU	64 70					123	A	Middle Tenn.	57 62				
15	H	South Carolina	64 81									129	A	Vanderbilt	55 70				
16	A	Missouri	78 83									160	A	Florida	56 53				
21	A	Texas A&M	70 74									209	H	Morehead St.	86 53				
												224	H	Gardner-Webb	72 34				
												245	A	Montana	71 54				
												272	H	Sacramento St.	101 70				
												300	H	Tennessee Tech	82 54				
												326	H	Marshall	69 39				
												349	H	Evansville	100 62				
LAST 12 Division I GAMES:																			
104	H	Arkansas	78 57	85	H	Alabama	79 54												
3	A	Mississippi St.	55 74	15	H	South Carolina	64 81												
16	A	Missouri	78 83	129	A	Vanderbilt	55 70												
27	H	LSU	70 72	160	A	Florida	56 53												
103	H	Auburn	65 48	28	H	Georgia	42 56												
104	A	Arkansas	76 65	21	A	Texas A&M	70 74												

Non-Div I Games:

Kentucky

Average RPI Win:	292	WON-LOST	WINNING	LAST 10	STRENGTH OF	OPP. STRENGTH	TEAM	ADJ.	CONF.	ADJ CONF.
Average RPI Loss:	181	RECORD	PCT. RANK	GAMES	SCHEDULE	OF SCHEDULE	RPI	RPI	RPI	RPI
DIV. I ONLY	9- 15	246	4- 6	298	322	281	281	29	29	
DIV. I NON-CONF.	4- 7	226	0- 0	277	298	267	267	29	29	

TOTALS	RPI 1-25	RPI 26-50	W-L RECORDS	RPI 51-100	RPI 101-999	RPI 201+				
9- 15	0- 0	0- 1	OVERALL	0- 1	9- 13	8- 6				
5- 7	0- 0	0- 1	HOME	0- 1	5- 5	4- 3				
4- 8	0- 0	0- 0	AWAY	0- 0	4- 0	4- 0				
0- 0	0- 0	0- 0	NEUTRAL	0- 0	0- 0	0- 0				
4- 7	0- 0	0- 1	NON-CONFERENCE	0- 1	4- 5	3- 2				
2- 3	0- 0	0- 1	HOME	0- 1	2- 1	1- 1				
2- 4	0- 0	0- 0	AWAY	0- 0	2- 4	2- 1				
0- 0	0- 0	0- 0	NEUTRAL	0- 0	0- 0	0- 0				
5- 8	0- 0	0- 0	CONFERENCE	0- 0	5- 8	5- 4				
3- 4	0- 0	0- 0	HOME	0- 0	3- 4	3- 2				
2- 4	0- 0	0- 0	AWAY	0- 0	2- 4	2- 2				
0- 0	0- 0	0- 0	NEUTRAL	0- 0	0- 0	0- 0				

RPI	S	Opponent	Score	RPI	S	Opponent	Score	RPI	S	Opponent	Score	RPI	S	Opponent	Score	Team's RPI: 281
46	H	Michigan	49 86	78	H	Navy	47 79	110	A	George Mason	70 73	112	A	Saint Francis (PA)	71 101	
								112	H	Saint Francis (PA)	54 85	118	A	Yale	51 62	
								145	A	Robert Morris	53 60	145	H	Robert Morris	44 55	
								172	A	Army West Point	37 71	185	H	Lehigh	72 69	
								234	A	Lafayette	53 69	257	H	Manhattan	38 72	
								267	H	St. Francis Brooklyn	61 59	273	A	Mt. St. Mary's	61 59	
								273	H	Mt. St. Mary's	53 48	276	H	Fairleigh Dickinson	49 61	
								288	H	Sacred Heart	46 50	291	A	Central Conn. St.	61 54	
								294	A	Bryant	56 75	324	A	UMBC	66 52	
								325	A	Wagner	44 52	325	H	Wagner	74 69	
								344	A	NJIT	67 49	348	H	Saint Peter's	57 46	
LAST 12 Division I GAMES:																
112	H	Saint Francis (PA)	54 85	291	A	Central Conn. St.	61 54	294	A	Bryant	56 75	273	H	Mt. St. Mary's	53 48	
145	H	Robert Morris	44 55	273	H	Wagner	74 69	112	A	Saint Francis (PA)	71 101	145	A	Robert Morris	53 60	
325	A	Wagner	44 52	145	A	Robert Morris	53 60									
273	A	Mt. St. Mary's	61 59													
276	H	Fairleigh Dickinson	49 61													
288	H	Sacred Heart	46 50													

Non-Div I Games:

LIU Brooklyn

LSULSU

LSU

Page 138

Average RPI Win: 206

Average RPI Loss: 146

WON-LOST
RECORDWINNING
PCT. RANKLAST 10
GAMESSTRENGTH OF
SCHEDULEOPP. STRENGTH
OF SCHEDULETEAM
RPIADJ.
RPICONF.
RPIADJ CONF.
RPIDIV. I ONLY
DIV. I NON-CONF.8- 18
5- 8272
2203- 7
0- 1130
101167
201231
149231
14912
1012
10

TOTALS

RPI 1-25

RPI 26-50

W-L RECORDS

RPI 51-100

RPI 101-999

RPI 201+

8- 18

0- 1

0- 1

OVERALL

1- 6

7- 10

4- 4

4- 7

0- 1

0- 1

HOME

1- 0

3- 5

2- 1

3- 11

0- 0

0- 0

AWAY

0- 6

3- 5

2- 3

1- 0

0- 0

0- 0

NEUTRAL

0- 0

1- 0

0- 0

5- 8

0- 1

0- 0

NON-CONFERENCE

1- 3

4- 4

2- 2

1- 3

0- 1

0- 0

HOME

1- 0

0- 2

0- 1

3- 5

0- 0

0- 0

AWAY

0- 3

3- 2

2- 1

1- 0

0- 0

0- 0

NEUTRAL

0- 0

1- 0

0- 0

3- 10

0- 0

0- 1

CONFERENCE

0- 3

3- 6

2- 2

3- 4

0- 0

0- 1

HOME

0- 0

3- 3

2- 0

0- 6

0- 0

0- 0

AWAY

0- 3

0- 3

0- 2

0- 0

0- 0

0- 0

NEUTRAL

0- 0

0- 0

0- 0

RPI 1-25

RPI 26-50

RPI 51-100

RPI 101+

Team's RPI: 231

RPI	S	Opponent	Score
24	H	Villanova	49 76

RPI	S	Opponent	Score
40	H	Dayton	47 76

RPI	S	Opponent	Score
55	A	American	48 66
57	A	Duquesne	50 78
58	A	Drexel	54 79
71	H	Penn	66 59
74	A	Fordham	45 66
79	A	Harvard	61 70
96	A	George Washington	45 60

RPI	S	Opponent	Score
108	H	Saint Louis	87 76
110	H	George Mason	56 69
156	H	Saint Joseph's	64 75
178	N	New Hampshire	59 51
185	A	Lehigh	69 61
188	A	Wisconsin	60 71
191	H	Temple	52 69
194	A	Richmond	51 77
194	H	Richmond	57 60
216	A	North Texas	44 70
234	A	Lafayette	74 47
256	H	St. Bonaventure	66 63
274	H	Rider	55 76
283	A	Massachusetts	66 69
287	H	VCU	62 57
329	A	Delaware St.	71 48
331	A	Rhode Island	63 72

LAST 12 Division I GAMES:

74	A	Fordham	45 66	287	H	VCU	62 57
194	H	Richmond	57 60	331	A	Rhode Island	63 72
108	H	Saint Louis	87 76	57	A	Duquesne	50 78
283	A	Massachusetts	66 69	256	H	St. Bonaventure	66 63
96	A	George Washington	45 60	79	A	Harvard	61 70
156	H	Saint Joseph's	64 75	194	A	Richmond	51 77

Non-Div I Games:

La Salle

Loss,
 Non-Conf, S Site,
 H Home
A Away
 N Neutral

Average RPI Win:	295	WON-LOST	WINNING	LAST 10	STRENGTH OF	OPP. STRENGTH	TEAM	ADJ.	CONF.	ADJ CONF.
Average RPI Loss:	191	RECORD	PCT. RANK	GAMES	SCHEDULE	OF SCHEDULE	RPI	RPI	RPI	RPI
DIV. I ONLY	2- 20	338	0- 10	247	280	338	338	23	23	
DIV. I NON-CONF.	1- 8	313	0- 0	264	313	338	338	23	23	

TOTALS	RPI 1-25	RPI 26-50	W-L RECORDS	RPI 51-100	RPI 101-999	RPI 201+				
2- 20	0- 0	0- 1	OVERALL	0- 1	2- 18	2- 7				
2- 7	0- 0	0- 0	HOME	0- 0	2- 7	2- 3				
0- 13	0- 0	0- 1	AWAY	0- 0	0- 3	0- 1				
0- 0	0- 0	0- 0	NEUTRAL	0- 0	0- 0	0- 0				
1- 8	0- 0	0- 1	NON-CONFERENCE	0- 1	1- 6	1- 4				
1- 2	0- 0	0- 0	HOME	0- 0	1- 2	1- 2				
0- 6	0- 0	0- 1	AWAY	0- 1	0- 4	0- 2				
0- 0	0- 0	0- 0	NEUTRAL	0- 0	0- 0	0- 0				
1- 12	0- 0	0- 0	CONFERENCE	0- 0	1- 12	1- 3				
1- 5	0- 0	0- 0	HOME	0- 0	1- 5	1- 1				
0- 7	0- 0	0- 0	AWAY	0- 0	0- 7	0- 2				
0- 0	0- 0	0- 0	NEUTRAL	0- 0	0- 0	0- 0				




























































RPI 1-25				RPI 26-50				RPI 51-100				RPI 101+				Team's RPI : 338	
RPI	S	Opponent	Score	RPI	S	Opponent	Score	RPI	S	Opponent	Score	RPI	S	Opponent	Score		
47	A	Oklahoma St.	58	112	93	A	Rice	47	63	103	A	Auburn	41	67			
										119	A	Little Rock	37	57			
										136	A	Texas St.	52	86			
										138	H	South Ala.	60	67			
										169	A	Louisiana	55	63			
										169	H	Louisiana	48	76			
										176	A	Louisiana Tech	49	71			
										179	A	UT Arlington	61	70			
										179	H	UT Arlington	53	80			
										180	H	Troy	79	86			
										190	A	Arkansas St.	62	76			
										227	H	New Orleans	51	89			
										236	A	Grambling	52	61			
										260	H	Appalachian St.	67	71			
										263	A	McNeese	61	65			
										266	H	Coastal Caro.	62	56			
										320	A	Ga. Southern	45	75			
										321	A	Georgia St.	57	70			
										322	H	Northwestern St.	48	70			
										323	H	Houston Baptist	77	73			
LAST 12 Division I GAMES:																	
179	H	UT Arlington	53	80	179	A	UT Arlington	61	70								
321	A	Georgia St.	57	70	136	A	Texas St.	52	86								
320	A	Ga. Southern	45	75	169	A	Louisiana	55	63								
169	H	Louisiana	48	76	260	H	Appalachian St.	67	71								
138	H	South Ala.	60	67	266	H	Coastal Caro.	62	56								
180	H	Troy	79	86	119	A	Little Rock	37	57								

Non-Div I Games: Millsaps 73 41 Centenary (LA) 90 53

La. -Monroe

Average RPI Win: 258	WON-LOST RECORD	WINNING PCT. RANK	LAST 10 GAMES	STRENGTH OF SCHEDULE	OPP. STRENGTH OF SCHEDULE	TEAM RPI	ADJ. RPI	CONF. RPI	ADJ CONF. RPI
Average RPI Loss: 141									
DIV. I ONLY	9- 15	246	3- 7	160	247	234	234	14	14
DIV. I NON-CONF.	4- 6	214	0- 0	238	326	254	254	18	18

TOTALS	RPI 1-25	RPI 26-50	W-L RECORDS	RPI 51-100	RPI 101-999	RPI 201+			
9- 15	0- 0	0- 1	OVERALL	0- 5	9- 9	8- 3			
5- 7	0- 0	0- 1	HOME	0- 2	5- 4	5- 2			
4- 8	0- 0	0- 0	AWAY	0- 3	4- 5	3- 1			
0- 0	0- 0	0- 0	NEUTRAL	0- 0	0- 0	0- 0			
4- 6	0- 0	0- 1	NON-CONFERENCE	0- 2	4- 3	4- 2			
3- 2	0- 0	0- 1	HOME	0- 0	3- 1	3- 1			
1- 4	0- 0	0- 0	AWAY	0- 2	1- 2	1- 1			
0- 0	0- 0	0- 0	NEUTRAL	0- 0	0- 0	0- 0			
5- 9	0- 0	0- 0	CONFERENCE	0- 3	5- 6	4- 1			
2- 5	0- 0	0- 0	HOME	0- 2	2- 3	2- 1			
3- 4	0- 0	0- 0	AWAY	0- 1	3- 3	2- 0			
0- 0	0- 0	0- 0	NEUTRAL	0- 0	0- 0	0- 0			

RPI S Opponent	Score	RPI S Opponent	Score	RPI S Opponent	Score	RPI S Opponent	Score	Team's RPI: 234
		31  Princeton	45  53	55  American	67  74	124  Bucknell I	53  83	
				58  Drexel	37  52	124  Bucknell I	57  80	
				71  Penn	42  55	145  Robert Morris	42  63	
				78  Navy	59  65	172  Army West Point	39  48	
				78  Navy	43  59	172  Army West Point	60  65	
						185  Lehigh	45  70	
						195  Boston U.	47 45	
						231  La Salle	47  74	
						235  Loyol a Maryl and	73 64	
						235  Loyol a Maryl and	65 54	
						247  Hol y Cross	69 65	
						247  Hol y Cross	56  69	
						262  Col gate	63 48	
						270  Cornell	59 58	
						274  Ri der	60 45	
						281  LIU Brookl yn	69 53	
						325  Wagner	70 52	
						348  Saint Peter's	61  64	
LAST 12 Division I GAMES:								
78  Navy	43  59	55  American	67  74					
235  Loyol a Maryl and	73 64	78  Navy	59  65					
172  Army West Point	39  48	235  Loyol a Maryl and	65 54					
124  Bucknell I	57  80	172  Army West Point	60  65					
247  Hol y Cross	56  69	124  Bucknell I	53  83					
195  Boston U.	47 45	262  Col gate	63 48					

Non-Div I Games:

Lafayette

Average RPI Win:	262	WON-LOST	WINNING	LAST 10	STRENGTH OF	OPP. STRENGTH	TEAM	ADJ.	CONF.	ADJ CONF.
Average RPI Loss:	97	RECORD	PCT. RANK	GAMES	SCHEDULE	OF SCHEDULE	RPI	RPI	RPI	RPI
DIV. I ONLY	14- 6	65	10- 0	292	212	114	114	26	26	
DIV. I NON-CONF.	1- 5	300	0- 0	18	17	156	156	25	25	

TOTALS	RPI 1-25	RPI 26-50	W-L RECORDS	RPI 51-100	RPI 101-999	RPI 201+				
14- 6	0- 1	0- 1	OVERALL	0- 1	14- 3	12- 0				
7- 0	0- 0	0- 0	HOME	0- 0	7- 0	6- 0				
6- 5	0- 1	0- 1	AWAY	0- 1	6- 2	6- 0				
1- 1	0- 0	0- 0	NEUTRAL	0- 0	1- 1	0- 0				
1- 5	0- 1	0- 1	NON-CONFERENCE	0- 1	1- 2	0- 0				
0- 0	0- 0	0- 0	HOME	0- 0	0- 0	0- 0				
0- 4	0- 1	0- 1	AWAY	0- 1	0- 1	0- 0				
1- 1	0- 0	0- 0	NEUTRAL	0- 0	1- 1	0- 0				
13- 1	0- 0	0- 0	CONFERENCE	0- 0	13- 1	12- 0				
7- 0	0- 0	0- 0	HOME	0- 0	7- 0	6- 0				
6- 1	0- 0	0- 0	AWAY	0- 0	6- 1	6- 0				
0- 0	0- 0	0- 0	NEUTRAL	0- 0	0- 0	0- 0				

RPI 1-25				RPI 26-50				RPI 51-100				RPI 101+ Team's RPI: 114			
RPI	S	Opponent	Score	RPI	S	Opponent	Score	RPI	S	Opponent	Score	RPI	S	Opponent	Score
5	A	Baylor	62 121	41	A	Purdue	64 79	87	A	New Mexico	58 90	120	A	Central Ark.	39 51
												122	H	SFA	79 65
												127	N	Northern Ill.	90 80
												162	N	North Dakota	70 73
												164	A	Pacific	75 80
												211	H	Abilene Christian	77 71
												227	H	New Orleans	100 77
												243	A	A&M-Corpus Christi	70 31
												245	A	Nicholls St.	76 61
												263	H	McNeese	83 58
												297	A	Southeastern La.	75 58
												312	A	Incarnate Word	71 47
												312	H	Incarnate Word	77 54
												322	H	Northwestern St.	71 44
												323	A	Houston Baptist	79 51
												333	A	Sam Houston St.	68 44
												333	H	Sam Houston St.	91 44

LAST 12 Division I GAMES:															
				312	A	Incarnate Word	71 47	245	A	Nicholls St.	76 61				
				333	A	Sam Houston St.	68 44	333	H	Sam Houston St.	91 44				
				322	H	Northwestern St.	71 44	312	H	Incarnate Word	77 54				
				122	H	SFA	79 65	297	A	Southeastern La.	75 58				
				211	H	Abilene Christian	77 71	120	A	Central Ark.	39 51				
				263	H	McNeese	83 58	227	H	New Orleans	100 77				

Non-Div I Games: Howard Payne 101 37 Schreiner 116 37 Louisiana Col. 93 62 S' western Assemblies 92 49 Lamar University

Average RPI Win:	225	WON-LOST	WINNING	LAST 10	STRENGTH OF	OPP. STRENGTH	TEAM	ADJ.	CONF.	ADJ CONF.
Average RPI Loss:	160	RECORD	PCT. RANK	GAMES	SCHEDULE	OF SCHEDULE	RPI	RPI	RPI	RPI
DIV. I ONLY	12- 12	175	4- 6	192	226	185	185	14	14	
DIV. I NON-CONF.	5- 5	170	0- 0	318	310	247	247	18	18	

TOTALS	RPI 1-25	RPI 26-50	W-L RECORDS	RPI 51-100	RPI 101-999	RPI 201+				
12- 12	0- 1	0- 1	OVERALL	1- 3	11- 7	7- 6				
8- 3	0- 0	0- 0	HOME	1- 1	7- 2	4- 2				
4- 8	0- 0	0- 1	AWAY	0- 2	4- 5	3- 4				
0- 1	0- 1	0- 0	NEUTRAL	0- 0	0- 0	0- 0				
5- 5	0- 1	0- 1	NON-CONFERENCE	0- 0	5- 3	5- 3				
3- 1	0- 0	0- 0	HOME	0- 0	3- 1	3- 1				
2- 3	0- 0	0- 1	AWAY	0- 0	2- 2	2- 2				
0- 1	0- 1	0- 0	NEUTRAL	0- 0	0- 0	0- 0				
7- 7	0- 0	0- 0	CONFERENCE	1- 3	6- 4	2- 3				
5- 2	0- 0	0- 0	HOME	1- 1	4- 1	1- 1				
2- 5	0- 0	0- 0	AWAY	0- 2	2- 3	1- 2				
0- 0	0- 0	0- 0	NEUTRAL	0- 0	0- 0	0- 0				

RPI 1-25				RPI 26-50				RPI 51-100				RPI 101+				Team's RPI: 185
RPI	S	Opponent	Score	RPI	S	Opponent	Score	RPI	S	Opponent	Score	RPI	S	Opponent	Score	
24	N	Villanova	42 62	39	A	Minnesota	73 107	55	A	American	64 82	124	A	Bucknell I	52 59	
								55	H	American	44 60	124	H	Bucknell I	66 62	
								78	A	Navy	50 53	172	H	Army West Point	59 55	
								78	H	Navy	66 63	195	A	Boston U.	65 56	
												195	H	Boston U.	74 58	
												231	H	La Salle	61 69	
												234	H	Lafayette	70 45	
												235	A	Loyola Maryland	64 67	
												247	A	Holy Cross	49 54	
												258	H	Fairfield	56 53	
												262	A	Colgate	59 51	
												262	H	Colgate	48 54	
												270	A	Cornell	62 57	
												273	H	Mt. St. Mary's	75 71	
												281	A	LIU Brooklyn	69 72	
												288	A	Sacred Heart	55 65	
												292	A	Monmouth	75 57	
												344	H	NJIT	64 50	

LAST 12 Division I GAMES:																
262	H	Colgate	48 54	172	H	Army West Point	59 55	262	A	Colgate	59 51	55	A	American	64 82	
55	H	American	44 60	262	A	Colgate	59 51	55	A	American	64 82	124	H	Bucknell I	66 62	
124	A	Bucknell I	52 59	55	A	American	64 82	124	H	Bucknell I	66 62	195	A	Boston U.	74 58	
195	A	Boston U.	65 56	124	H	Bucknell I	66 62	195	H	Boston U.	74 58	247	A	Holy Cross	49 54	
78	A	Navy	50 53	195	H	Boston U.	74 58	247	A	Holy Cross	49 54					
235	A	Loyola Maryland	64 67	247	A	Holy Cross	49 54									

Non-Div I Games: Mansfield 77 47

Lehigh

Average RPI Win: 254	WON-LOST RECORD	WINNING PCT. RANK	LAST 10 GAMES	STRENGTH OF SCHEDULE	OPP. STRENGTH OF SCHEDULE	TEAM RPI	ADJ. RPI	CONF. RPI	ADJ. CONF. RPI
Average RPI Loss: 107									
DIV. I ONLY	14- 9	110	3- 2	114	302	89	89	27	27
DIV. I NON-CONF.	3- 7	254	0- 1	46	152	140	140	28	28

TOTALS	RPI 1-25	RPI 26-50	W-L RECORDS	RPI 51-100	RPI 101-999	RPI 201+			
14- 9	0- 1	0- 2	OVERALL	0- 3	14- 3	11- 2			
7- 0	0- 0	0- 0	HOME	0- 0	7- 0	6- 0			
6- 7	0- 1	0- 1	AWAY	0- 2	6- 3	5- 2			
1- 2	0- 0	0- 1	NEUTRAL	0- 1	1- 0	0- 0			
3- 7	0- 1	0- 2	NON-CONFERENCE	0- 3	3- 1	2- 1			
1- 0	0- 0	0- 0	HOME	0- 0	1- 0	1- 0			
1- 5	0- 1	0- 1	AWAY	0- 2	1- 1	1- 1			
1- 2	0- 0	0- 1	NEUTRAL	0- 1	1- 0	0- 0			
11- 2	0- 0	0- 0	CONFERENCE	0- 0	11- 2	9- 1			
6- 0	0- 0	0- 0	HOME	0- 0	6- 0	5- 0			
5- 2	0- 0	0- 0	AWAY	0- 0	5- 2	4- 1			
0- 0	0- 0	0- 0	NEUTRAL	0- 0	0- 0	0- 0			

RPI 1-25				RPI 26-50				RPI 51-100 Team's RPI: 89				RPI 101+			
RPI	S	Opponent	Score	RPI	S	Opponent	Score	RPI	S	Opponent	Score	RPI	S	Opponent	Score
18	A	Duke	51 68	34	N	Northern Colo.	57 65	59	N	Houston	68 75	139	A	Radford	45 52
				46	A	Michigan	50 74	77	A	James Madison	47 58	139	H	Radford	61 56
								86	A	Drake	68 96	177	N	Denver	82 69
												184	A	High Point	65 42
												223	A	UNC Asheville	41 48
												224	A	Gardner-Webb	85 60
												224	H	Gardner-Webb	59 41
												249	A	Campbell	46 33
												249	H	Campbell	60 42
												277	A	Presbyterian	76 64
												277	H	Presbyterian	63 55
												278	A	Old Dominion	63 55
												283	A	Massachusetts	61 64
												285	H	Valparaiso	61 40
												306	H	Charleston So.	63 53
												341	H	Winthrop	63 37
												347	A	Longwood	63 51

LAST 12 Division I GAMES:															
				86	A	Drake	68 96	139	H	Radford	61 56				
				139	A	Radford	45 52	347	A	Longwood	63 51				
				249	A	Campbell	46 33	249	H	Campbell	60 42				
				224	H	Gardner-Webb	59 41	223	A	UNC Asheville	41 48				
				277	H	Presbyterian	63 55	224	A	Gardner-Webb	85 60				
				184	A	High Point	65 42	341	H	Winthrop	63 37				

Non-Div I Games: Shippensburg 105 43 Limestone 68 38

Liberty

Average RPI Win: 295	WON-LOST RECORD	WINNING PCT. RANK	LAST 10 GAMES	STRENGTH OF SCHEDULE	OPP. STRENGTH OF SCHEDULE	TEAM RPI	ADJ. RPI	CONF. RPI	ADJ CONF. RPI
Average RPI Loss: 150									
DIV. I ONLY	10- 16	237	5- 5	291	248	264	264	22	22
DIV. I NON-CONF.	4- 11	279	1- 0	255	282	280	280	21	21

TOTALS	RPI 1-25	RPI 26-50	W-L RECORDS	RPI 51-100	RPI 101-999	RPI 201+			
10- 16	0- 0	0- 2	OVERALL	0- 4	10- 10	10- 5			
5- 7	0- 0	0- 1	HOME	0- 3	5- 3	5- 2			
5- 9	0- 0	0- 1	AWAY	0- 1	5- 7	5- 3			
0- 0	0- 0	0- 0	NEUTRAL	0- 0	0- 0	0- 0			
4- 11	0- 0	0- 1	NON-CONFERENCE	0- 2	4- 8	4- 4			
2- 4	0- 0	0- 0	HOME	0- 2	2- 2	2- 2			
2- 7	0- 0	0- 1	AWAY	0- 0	2- 6	2- 2			
0- 0	0- 0	0- 0	NEUTRAL	0- 0	0- 0	0- 0			
6- 5	0- 0	0- 1	CONFERENCE	0- 2	6- 2	6- 1			
3- 3	0- 0	0- 1	HOME	0- 1	3- 1	3- 0			
3- 2	0- 0	0- 0	AWAY	0- 1	3- 1	3- 1			
0- 0	0- 0	0- 0	NEUTRAL	0- 0	0- 0	0- 0			

RPI 1-25				RPI 26-50				RPI 51-100				RPI 101+				Team's RPI: 264	
RPI	S	Opponent	Score	RPI	S	Opponent	Score	RPI	S	Opponent	Score	RPI	S	Opponent	Score		
				42	A	Ball St.	46 84	76	H	Belmont	59 91	108	A	Saint Louis	57 101		
				48	H	FGCU	54 68	85	H	Alabama	51 73	109	A	Butler	58 70		
								90	A	Jacksonville	48 70	123	A	Middle Tenn.	48 72		
								90	H	Jacksonville	63 70	129	A	Vanderbilt	82 92		
												182	H	Stetson	55 59		
												209	H	Morehead St.	55 75		
												229	A	North Florida	73 69		
												229	H	North Florida	78 57		
												237	H	Austin Peay	63 71		
												253	A	Col. of Charleston	69 85		
												284	A	USC Upstate	64 80		
												284	H	USC Upstate	97 78		
												298	H	Murray St.	65 64		
												300	A	Tennessee Tech	61 57		
												301	A	Kennesaw St.	64 62		
												306	A	Charleston So.	58 54		
												317	H	Alabama A&M	66 50		
												332	A	Tennessee St.	64 71		
												344	A	NJIT	74 58		
												344	H	NJIT	66 58		
LAST 12 Division I GAMES:																	
				90	H	Jacksonville	63 70	48	H	FGCU	54 68						
				229	H	North Florida	78 57	182	H	Stetson	55 59						
				284	A	USC Upstate	64 80	229	A	North Florida	73 69						
				344	H	NJIT	66 58	90	A	Jacksonville	48 70						
				284	H	USC Upstate	97 78	301	A	Kennesaw St.	64 62						
				344	A	NJIT	74 58	317	H	Alabama A&M	66 50						

Non-Div I Games:

Lipscomb

Average RPI Win:	219	WON-LOST	WINNING	LAST 10	STRENGTH OF	OPP. STRENGTH	TEAM	ADJ.	CONF.	ADJ CONF.
Average RPI Loss:	96	RECORD	PCT. RANK	GAMES	SCHEDULE	OF SCHEDULE	RPI	RPI	RPI	RPI
DIV. I ONLY	15- 9	100	9- 1	176	112	119	119	23	23	
DIV. I NON-CONF.	3- 8	268	0- 0	34	4	189	189	23	23	

TOTALS	RPI 1-25	RPI 26-50	W-L RECORDS	RPI 51-100	RPI 101-999	RPI 201+				
15- 9	0- 2	1- 1	OVERALL	0- 2	14- 4	7- 0				
10- 3	0- 0	1- 1	HOME	0- 0	9- 2	3- 0				
5- 6	0- 2	0- 0	AWAY	0- 2	5- 2	4- 0				
0- 0	0- 0	0- 0	NEUTRAL	0- 0	0- 0	0- 0				
3- 8	0- 2	1- 1	NON-CONFERENCE	0- 2	2- 3	0- 0				
3- 3	0- 0	1- 1	HOME	0- 0	2- 2	0- 0				
0- 5	0- 2	0- 0	AWAY	0- 2	0- 1	0- 0				
0- 0	0- 0	0- 0	NEUTRAL	0- 0	0- 0	0- 0				
12- 1	0- 0	0- 0	CONFERENCE	0- 0	12- 1	7- 0				
7- 0	0- 0	0- 0	HOME	0- 0	7- 0	3- 0				
5- 1	0- 0	0- 0	AWAY	0- 0	5- 1	4- 0				
0- 0	0- 0	0- 0	NEUTRAL	0- 0	0- 0	0- 0				

RPI 1-25				RPI 26-50				RPI 51-100				RPI 101+ Team's RPI : 119			
RPI	S	Opponent	Score	RPI	S	Opponent	Score	RPI	S	Opponent	Score	RPI	S	Opponent	Score
3	A	Mississippi St.	48 86	27	H	LSU	37 56	84	A	Kansas St.	51 66	107	H	Missouri St.	63 51
21	A	Texas A&M	49 66	29	H	Oklahoma	68 56	93	A	Rice	51 58	108	A	Saint Louis	45 48
												136	H	Texas St.	63 48
												138	A	South Ala.	47 35
												169	H	Louisiana	78 43
												171	H	Tulsa	61 74
												176	H	Louisiana Tech	49 58
												179	H	UT Arlington	59 57
												180	A	Troy	70 76
												190	H	Arkansas St.	53 43
												198	H	Memphis	86 57
												260	A	Appalachian St.	52 40
												266	A	Coastal Caro.	51 49
												320	A	Ga. Southern	64 34
												320	H	Ga. Southern	92 52
												321	A	Georgia St.	65 50
												321	H	Georgia St.	54 47
												338	H	La. -Monroe	57 37
LAST 12 Division I GAMES:															
180	A	Troy	70 76	190	H	Arkansas St.	53 43	136	H	Texas St.	63 48	179	H	UT Arlington	59 57
138	A	South Ala.	47 35	320	A	Ga. Southern	64 34	321	A	Georgia St.	65 50	338	H	La. -Monroe	57 37
321	H	Georgia St.	54 47	266	A	Coastal Caro.	51 49								
320	H	Ga. Southern	92 52	260	A	Appalachian St.	52 40								

Non-Div I Games:

Little Rock

Average RPI Win: 255	WON-LOST RECORD	WINNING PCT. RANK	LAST 10 GAMES	STRENGTH OF SCHEDULE	OPP. STRENGTH OF SCHEDULE	TEAM RPI	ADJ. RPI	CONF. RPI	ADJ CONF. RPI
Average RPI Loss: 194									
DIV. I ONLY	3- 22	332	1- 9	227	261	319	319	21	21
DIV. I NON-CONF.	2- 12	306	0- 1	272	315	332	332	20	20

TOTALS	RPI 1-25	RPI 26-50	W-L RECORDS	RPI 51-100	RPI 101-999	RPI 201+			
3- 22	0- 1	0- 1	OVERALL	0- 2	3- 18	3- 13			
0- 10	0- 1	0- 0	HOME	0- 1	0- 8	0- 5			
3- 10	0- 0	0- 0	AWAY	0- 0	3- 0	3- 0			
0- 2	0- 0	0- 0	NEUTRAL	0- 0	0- 2	0- 1			
2- 12	0- 1	0- 1	NON-CONFERENCE	0- 0	2- 10	2- 8			
0- 6	0- 1	0- 0	HOME	0- 0	0- 5	0- 4			
2- 4	0- 0	0- 1	AWAY	0- 0	2- 3	2- 3			
0- 2	0- 0	0- 0	NEUTRAL	0- 0	0- 2	0- 1			
1- 10	0- 0	0- 0	CONFERENCE	0- 2	1- 8	1- 5			
0- 4	0- 0	0- 0	HOME	0- 1	0- 3	0- 1			
1- 6	0- 0	0- 0	AWAY	0- 1	1- 5	1- 4			
0- 0	0- 0	0- 0	NEUTRAL	0- 0	0- 0	0- 0			

RPI 1-25				RPI 26-50				RPI 51-100				RPI 101+ Team's RPI: 319			
RPI	S	Opponent	Score	RPI	S	Opponent	Score	RPI	S	Opponent	Score	RPI	S	Opponent	Score
10	H	Tennessee	61 90	50	A	Southern California	60 75	65	A	UC Davis	49 79	150	H	Loyola Marymount	69 84
								65	H	UC Davis	71 83	154	A	Cal Poly	61 70
												154	H	Cal Poly	64 75
												159	H	UC Irvine	81 100
												196	N	Oral Roberts	58 64
												207	A	UC Santa Barbara	44 51
												207	H	UC Santa Barbara	74 90
												208	A	San Diego	40 74
												218	A	CSUN	59 51
												226	A	UC Riverside	53 77
												232	H	Pepperdine	71 83
												239	H	New Mexico St.	63 72
												241	H	Montana St.	51 62
												245	A	Montana	60 67
												254	A	Hawaii	66 74
												255	H	Illinois St.	51 59
												268	A	Grand Canyon	65 63
												280	A	Arizona	80 72
												287	N	VCU	59 69
												316	A	Cal St. Fullerton	61 67
												344	A	NJIT	57 73

LAST 12 Division I GAMES:															
				65	A	UC Davis	49 79	207	H	UC Santa Barbara	74 90				
				154	A	Cal Poly	61 70	254	A	Hawaii	66 74				
				218	A	CSUN	59 51	316	A	Cal St. Fullerton	61 67				
				159	H	UC Irvine	81 100	226	A	UC Riverside	53 77				
				65	H	UC Davis	71 83	207	A	UC Santa Barbara	44 51				
				154	H	Cal Poly	64 75	287	N	VCU	59 69				

Non-Div I Games:

Long Beach St.

Loss,
Non-Conf,
S Site,
H Home
A Away
N Neutral

Average RPI Win:	300	WON-LOST	WINNING	LAST 10	STRENGTH OF	OPP. STRENGTH	TEAM	ADJ.	CONF.	ADJ CONF.
Average RPI Loss:	244	RECORD	PCT. RANK	GAMES	SCHEDULE	OF SCHEDULE	RPI	RPI	RPI	RPI
DIV. I ONLY	3- 20	329	1- 9	334	348	347	347	27	27	
DIV. I NON-CONF.	1- 9	318	0- 0	340	349	349	349	28	28	

TOTALS	RPI 1-25	RPI 26-50	W-L RECORDS	RPI 51-100	RPI 101-999	RPI 201+				
3- 20	0- 0	0- 0	OVERALL	0- 1	3- 19	3- 15				
2- 8	0- 0	0- 0	HOME	0- 1	2- 7	2- 5				
1- 12	0- 0	0- 0	AWAY	0- 0	1- 0	1- 0				
0- 0	0- 0	0- 0	NEUTRAL	0- 0	0- 0	0- 0				
1- 9	0- 0	0- 0	NON-CONFERENCE	0- 0	1- 9	1- 8				
1- 3	0- 0	0- 0	HOME	0- 0	1- 3	1- 3				
0- 6	0- 0	0- 0	AWAY	0- 0	0- 6	0- 5				
0- 0	0- 0	0- 0	NEUTRAL	0- 0	0- 0	0- 0				
2- 11	0- 0	0- 0	CONFERENCE	0- 1	2- 10	2- 7				
1- 5	0- 0	0- 0	HOME	0- 1	1- 4	1- 2				
1- 6	0- 0	0- 0	AWAY	0- 0	1- 6	1- 5				
0- 0	0- 0	0- 0	NEUTRAL	0- 0	0- 0	0- 0				

RPI 1-25				RPI 26-50				RPI 51-100				RPI 101+ Team's RPI: 347			
RPI	S	Opponent	Score	RPI	S	Opponent	Score	RPI	S	Opponent	Score	RPI	S	Opponent	Score
								89	H	Liberty	51	63			
												110	A	George Mason	41
												139	H	Radford	33
												184	A	High Point	41
												184	H	High Point	39
												203	H	Norfolk St.	45
												214	A	Eastern Mich.	44
												223	A	UNC Asheville	52
												224	A	Gardner-Webb	41
												224	H	Gardner-Webb	54
												249	A	Campbell	48
												276	H	Fairleigh Dickinson	52
												277	A	Presbyterian	75
												277	H	Presbyterian	66
												285	H	Valparaiso	68
												306	A	Charleston So.	57
												306	H	Charleston So.	61
												325	A	Wagner	43
												326	A	Marshall	45
												329	A	Delaware St.	56
												335	A	N.C. Central	75
												341	A	Winthrop	60
												345	H	UMass Lowell	84

LAST 12 Division I GAMES:															
224	A	Gardner-Webb	41	52	89	H	Liberty	51	63	184	A	High Point	41	62	
277	A	Presbyterian	75	60	139	H	Radford	33	52	223	A	UNC Asheville	52	82	
184	H	High Point	39	75	224	H	Gardner-Webb	54	61	224	H	Gardner-Webb	54	61	
306	H	Charleston So.	61	78	277	H	Presbyterian	66	56						
341	A	Winthrop	60	69											
249	A	Campbell	48	58											

Non-Div I Games: Milligan 66 56

Longwood

Average RPI Win: 270	WON-LOST RECORD	WINNING PCT. RANK	LAST 10 GAMES	STRENGTH OF SCHEDULE	OPP. STRENGTH OF SCHEDULE	TEAM RPI	ADJ. RPI	CONF. RPI	ADJ CONF. RPI
Average RPI Loss: 98									
DIV. I ONLY	13- 11	148	6- 4	194	204	169	169	23	23
DIV. I NON-CONF.	5- 6	187	0- 0	93	106	142	142	23	23

TOTALS	RPI 1-25	RPI 26-50	W-L RECORDS	RPI 51-100	RPI 101-999	RPI 201+			
13- 11	0- 2	0- 1	OVERALL	0- 1	13- 7	11- 0			
6- 4	0- 0	0- 0	HOME	0- 0	6- 4	6- 0			
6- 5	0- 1	0- 0	AWAY	0- 1	6- 1	4- 0			
1- 2	0- 1	0- 0	NEUTRAL	0- 0	1- 1	1- 0			
5- 6	0- 2	0- 1	NON-CONFERENCE	0- 1	5- 2	5- 0			
3- 1	0- 0	0- 0	HOME	0- 0	3- 1	3- 0			
1- 3	0- 1	0- 1	AWAY	0- 1	1- 0	1- 0			
1- 2	0- 1	0- 0	NEUTRAL	0- 0	1- 1	1- 0			
8- 5	0- 0	0- 0	CONFERENCE	0- 0	8- 5	6- 0			
3- 3	0- 0	0- 0	HOME	0- 0	3- 3	3- 0			
5- 2	0- 0	0- 0	AWAY	0- 0	5- 2	3- 0			
0- 0	0- 0	0- 0	NEUTRAL	0- 0	0- 0	0- 0			

RPI 1-25				RPI 26-50				RPI 51-100				RPI 101+ Team's RPI: 169			
RPI	S	Opponent	Score	RPI	S	Opponent	Score	RPI	S	Opponent	Score	RPI	S	Opponent	Score
3	N	Mississippi St.	37 94	27	A	LSU	45 60	62	A	Toledo	55 79	103	H	Auburn	60 70
21	A	Texas A&M	62 83									111	N	Cleveland St.	45 54
												119	A	Little Rock	43 78
												136	A	Texas St.	65 58
												136	H	Texas St.	53 56
												138	H	South Ala.	57 72
												179	A	UT Arlington	61 63
												180	H	Troy	55 62
												190	A	Arkansas St.	77 75
												227	H	New Orleans	66 57
												244	N	Niagara	68 52
												260	H	Appalachian St.	61 45
												263	H	McNeese	98 86
												266	H	Coastal Caro.	59 55
												297	A	Southeastern La.	68 56
												304	H	Alcorn	67 47
												320	A	Ga. Southern	58 48
												321	A	Georgia St.	75 60
												338	A	La.-Monroe	76 48
												338	H	La.-Monroe	63 55

LAST 12 Division I GAMES:															
136	H	Texas St.	53 56	136	A	Texas St.	65 58								
320	A	Ga. Southern	58 48	179	A	UT Arlington	61 63								
321	A	Georgia St.	75 60	338	H	La.-Monroe	63 55								
338	A	La.-Monroe	76 48	266	H	Coastal Caro.	59 55								
180	H	Troy	55 62	260	H	Appalachian St.	61 45								
138	H	South Ala.	57 72	190	A	Arkansas St.	77 75								

Non-Div I Games: Dillard 53 60

Louisiana

Average RPI Win:	223	WON-LOST	WINNING	LAST 10	STRENGTH OF	OPP. STRENGTH	TEAM	ADJ.	CONF.	ADJ CONF.
Average RPI Loss:	151	RECORD	PCT. RANK	GAMES	SCHEDULE	OF SCHEDULE	RPI	RPI	RPI	RPI

DIV. I ONLY	15- 10	115	5- 5	233	195	176	176	18	18
DIV. I NON-CONF.	8- 4	87	0- 0	296	175	179	179	19	19

TOTALS	RPI 1-25	RPI 26-50	W-L RECORDS	RPI 51-100	RPI 101-999	RPI 201+			
15- 10	0- 1	0- 1	OVERALL	2- 1	13- 7	9- 3			
10- 4	0- 0	0- 1	HOME	1- 1	9- 2	8- 0			
4- 5	0- 1	0- 0	AWAY	0- 0	4- 4	1- 2			
1- 1	0- 0	0- 0	NEUTRAL	1- 0	0- 1	0- 1			
8- 4	0- 1	0- 0	NON-CONFERENCE	1- 0	7- 3	5- 1			
6- 1	0- 0	0- 0	HOME	0- 0	6- 1	5- 0			
1- 2	0- 1	0- 0	AWAY	0- 0	1- 1	0- 0			
1- 1	0- 0	0- 0	NEUTRAL	1- 0	0- 1	0- 1			
7- 6	0- 0	0- 1	CONFERENCE	1- 1	6- 4	4- 2			
4- 3	0- 0	0- 1	HOME	1- 1	3- 1	3- 0			
3- 3	0- 0	0- 0	AWAY	0- 0	3- 3	1- 2			
0- 0	0- 0	0- 0	NEUTRAL	0- 0	0- 0	0- 0			

RPI 1-25				RPI 26-50				RPI 51-100				RPI 101+ Team's RPI: 176			
RPI	S	Opponent	Score	RPI	S	Opponent	Score	RPI	S	Opponent	Score	RPI	S	Opponent	Score
11	A	Texas	54 88	43	H	Western Ky.	64 74	68	H	UAB	61 66	103	A	Auburn	59 75
								81	N	Penn St.	71 59	119	A	Little Rock	58 49
								93	H	Rice	75 55	123	A	Middle Tenn.	66 49
												137	H	Clemson	47 55
												153	A	UTEP	65 62
												170	H	Charlotte	51 64
												198	H	Memphis	65 40
												200	A	Southern Miss.	50 65
												216	H	North Texas	61 53
												225	A	Fla. Atlantic	72 86
												236	H	Grambling	64 53
												244	N	Niagara	67 73
												263	H	McNeese	78 62
												278	H	Old Dominion	59 45
												296	H	UTSA	63 55
												304	H	Alcorn	87 50
												308	A	FIU	54 57
												323	H	Houston Baptist	85 62
												326	A	Marshall	74 65
												338	H	La.-Monroe	71 49
LAST 12 Division I GAMES:															
				170	H	Charlotte	51 64					278	H	Old Dominion	59 45
				153	A	UTEP	65 62					225	A	Fla. Atlantic	72 86
				93	H	Rice	75 55					308	A	FIU	54 57
				68	H	UAB	61 66					326	A	Marshall	74 65
				123	A	Middle Tenn.	66 49					200	A	Southern Miss.	50 65
				43	H	Western Ky.	64 74					296	H	UTSA	63 55

Non-Div I Games: LSU-Alexandria 87 47

Average RPI Win: 108	WON-LOST RECORD	WINNING PCT. RANK	LAST 10 GAMES	STRENGTH OF SCHEDULE	OPP. STRENGTH OF SCHEDULE	TEAM RPI	ADJ. RPI	CONF. RPI	ADJ. CONF. RPI
Average RPI Loss: 4									
DIV. I ONLY	26- 2	4	8- 2	23	1	4	4	1	1
DIV. I NON-CONF.	14- 1	5	0- 1	79	10	8	8	1	1

TOTALS	RPI 1-25	RPI 26-50	W-L RECORDS	RPI 51-100	RPI 101-999	RPI 201+			
26- 2	5- 2	4- 0	OVERALL	7- 0	10- 0	4- 0			
14- 1	3- 1	1- 0	HOME	3- 0	7- 0	3- 0			
12- 1	2- 1	3- 0	AWAY	4- 0	3- 0	1- 0			
0- 0	0- 0	0- 0	NEUTRAL	0- 0	0- 0	0- 0			
14- 1	2- 1	2- 0	NON-CONFERENCE	3- 0	7- 0	4- 0			
9- 0	1- 0	1- 0	HOME	1- 0	6- 0	3- 0			
5- 1	1- 1	1- 0	AWAY	2- 0	1- 0	1- 0			
0- 0	0- 0	0- 0	NEUTRAL	0- 0	0- 0	0- 0			
12- 1	3- 1	2- 0	CONFERENCE	4- 0	3- 0	0- 0			
5- 1	2- 1	0- 0	HOME	2- 0	1- 0	0- 0			
7- 0	1- 0	2- 0	AWAY	2- 0	2- 0	0- 0			
0- 0	0- 0	0- 0	NEUTRAL	0- 0	0- 0	0- 0			

RPI	S	Opponent	Score	RPI	S	Opponent	Score	RPI	S	Opponent	Score	RPI	S	Opponent	Score
1	A	UConn	58 69	30	A	Virginia	77 41	51	A	Miami (FL)	84 74	123	H	Middle Tenn.	80 26
2	H	Notre Dame	100 67	32	A	Syracuse	84 77	62	H	Tolledo	90 55	129	H	Vanderbilt	79 57
6	H	Florida St.	49 50	36	A	South Dakota St.	68 64	64	A	Georgia Tech	74 71	137	H	Clemson	65 46
7	A	Ohio St.	95 90	46	H	Michigan	74 49	66	A	Indiana	72 59	168	A	Pittsburgh	77 51
9	H	Oregon	74 61					72	H	Virginia Tech	67 56	183	H	UT Martin	91 56
18	H	Duke	66 60					95	A	Kentucky	87 63	201	A	Boston College	87 52
20	A	NC State	55 47					97	H	Wake Forest	89 52	228	H	Southeast Mo. St.	80 40
												298	H	Murray St.	115 51
												307	A	Air Force	62 50
												332	H	Tennessee St.	95 56

LAST 12 Division I GAMES:															
201	A	Boston College	87 52	51	A	Miami (FL)	84 74	1	A	UConn	58 69	6	H	Florida St.	49 50
137	H	Clemson	65 46	168	A	Pittsburgh	77 51	2	H	Notre Dame	100 67	72	H	Virginia Tech	67 56
32	A	Syracuse	84 77	18	H	Duke	66 60								
30	A	Virginia	77 41												
97	H	Wake Forest	89 52												

Non-Div I Games:

Louisville

Average RPI Win:	306	WON-LOST	WINNING	LAST 10	STRENGTH OF	OPP. STRENGTH	TEAM	ADJ.	CONF.	ADJ CONF.
Average RPI Loss:	160	RECORD	PCT. RANK	GAMES	SCHEDULE	OF SCHEDULE	RPI	RPI	RPI	RPI
DIV. I ONLY	5- 18	307	3- 7	265	214	309	309	24	24	
DIV. I NON-CONF.	2- 9	295	0- 0	234	100	287	287	22	22	

TOTALS	RPI 1-25	RPI 26-50	W-L RECORDS	RPI 51-100	RPI 101-999	RPI 201+				
5- 18	0- 2	0- 1	OVERALL	0- 1	5- 14	5- 6				
3- 6	0- 1	0- 0	HOME	0- 0	3- 5	3- 3				
2- 12	0- 1	0- 1	AWAY	0- 1	2- 9	2- 3				
0- 0	0- 0	0- 0	NEUTRAL	0- 0	0- 0	0- 0				
2- 9	0- 2	0- 1	NON-CONFERENCE	0- 0	2- 6	2- 1				
1- 3	0- 1	0- 0	HOME	0- 0	1- 2	1- 0				
1- 6	0- 1	0- 1	AWAY	0- 0	1- 4	1- 1				
0- 0	0- 0	0- 0	NEUTRAL	0- 0	0- 0	0- 0				
3- 9	0- 0	0- 0	CONFERENCE	0- 1	3- 8	3- 5				
2- 3	0- 0	0- 0	HOME	0- 0	2- 3	2- 3				
1- 6	0- 0	0- 0	AWAY	0- 1	1- 5	1- 2				
0- 0	0- 0	0- 0	NEUTRAL	0- 0	0- 0	0- 0				

RPI 1-25				RPI 26-50				RPI 51-100				RPI 101+ Team's RPI: 309			
RPI	S	Opponent	Score	RPI	S	Opponent	Score	RPI	S	Opponent	Score	RPI	S	Opponent	Score
13	H	Green Bay	39 76	33	A	Marquette	30 92	86	A	Drake	46 72	105	H	Western Mi ch.	47 65
22	A	DePaul	47 88									107	A	Missouri St.	36 75
												109	A	Butler	52 64
												125	A	Milwaukee	41 63
												127	A	Northern Ill.	71 80
												142	A	UNI	41 70
												161	A	Southern Ill.	46 62
												181	H	Youngstown St.	49 73
												250	A	Bradley	71 61
												250	H	Bradley	57 59
												255	A	Illinois St.	49 57
												255	H	Illinois St.	62 59
												269	H	Indiana St.	65 73
												285	A	Valparaiso	60 76
												285	H	Valparaiso	53 63
												330	A	Fort Wayne	70 79
												334	H	Ill. -Chicago	57 55
												340	A	Chicago St.	46 28
												349	H	Evansville	82 63

LAST 12 Division I GAMES:															
285	H	Valparaiso	53 63	161	A	Southern Ill.	46 62								
250	A	Bradley	71 61	285	A	Valparaiso	60 76								
255	A	Illinois St.	49 57	255	H	Illinois St.	62 59								
349	H	Evansville	82 63	250	H	Bradley	57 59								
269	H	Indiana St.	65 73	86	A	Drake	46 72								
107	A	Missouri St.	36 75	142	A	UNI	41 70								

Non-Div I Games:

Loyol a Chi cago

Average RPI Win:	220	WON-LOST	WINNING	LAST 10	STRENGTH OF	OPP. STRENGTH	TEAM	ADJ.	CONF.	ADJ CONF.
Average RPI Loss:	148	RECORD	PCT. RANK	GAMES	SCHEDULE	OF SCHEDULE	RPI	RPI	RPI	RPI
DIV. I ONLY	7- 18	284	4- 6	103	227	235	235	14	14	
DIV. I NON-CONF.	2- 9	295	0- 0	103	286	259	259	18	18	

TOTALS	RPI 1-25	RPI 26-50	W-L RECORDS	RPI 51-100	RPI 101-999	RPI 201+				
7- 18	0- 1	0- 1	OVERALL	0- 3	7- 13	5- 5				
4- 7	0- 0	0- 0	HOME	0- 1	4- 6	3- 2				
3- 11	0- 1	0- 1	AWAY	0- 2	3- 7	2- 3				
0- 0	0- 0	0- 0	NEUTRAL	0- 0	0- 0	0- 0				
2- 9	0- 1	0- 1	NON-CONFERENCE	0- 0	2- 7	2- 3				
1- 3	0- 0	0- 0	HOME	0- 0	1- 3	1- 1				
1- 6	0- 1	0- 1	AWAY	0- 0	1- 4	1- 2				
0- 0	0- 0	0- 0	NEUTRAL	0- 0	0- 0	0- 0				
5- 9	0- 0	0- 0	CONFERENCE	0- 3	5- 6	3- 2				
3- 4	0- 0	0- 0	HOME	0- 1	3- 3	2- 1				
2- 5	0- 0	0- 0	AWAY	0- 2	2- 3	1- 1				
0- 0	0- 0	0- 0	NEUTRAL	0- 0	0- 0	0- 0				

RPI 1-25				RPI 26-50				RPI 51-100				RPI 101+ Team's RPI: 235			
RPI	S	Opponent	Score	RPI	S	Opponent	Score	RPI	S	Opponent	Score	RPI	S	Opponent	Score
19	A	Maryl and	45 114	33	A	Marquette	63 83	55	A	American	56 69	110	H	George Mason	72 80
								55	H	American	58 71	117	A	Delaware	38 71
								78	A	Navy	44 73	124	A	Bucknell I	68 65
												124	H	Bucknell I	69 74
												133	A	William & Mary	49 70
												135	H	Georgetown	54 72
												172	A	Army West Point	47 62
												172	H	Army West Point	62 69
												185	H	Lehigh	67 64
												195	A	Boston U.	56 75
												203	A	Norfolk St.	61 58
												234	A	Lafayette	54 65
												234	H	Lafayette	64 73
												247	A	Holy Cross	65 58
												247	H	Holy Cross	77 60
												259	H	Towson	67 76
												262	H	Colgate	70 55
												267	A	St. Francis Brooklyn	47 64
												270	H	Cornell I	78 63
												273	A	Mt. St. Mary's	63 71
LAST 12 Division I GAMES:															
124	H	Bucknell I	69 74	262	H	Colgate	70 55								
234	H	Lafayette	64 73	124	A	Bucknell I	68 65								
55	A	American	56 69	234	A	Lafayette	54 65								
247	A	Holy Cross	65 58	55	H	American	58 71								
172	A	Army West Point	47 62	247	H	Holy Cross	77 60								
185	H	Lehigh	67 64	195	A	Boston U.	56 75								

Non-Div I Games:

Loyola Maryl and

Average RPI Win:	207	WON-LOST	WINNING	LAST 10	STRENGTH OF	OPP. STRENGTH	TEAM	ADJ.	CONF.	ADJ CONF.
Average RPI Loss:	139	RECORD	PCT. RANK	GAMES	SCHEDULE	OF SCHEDULE	RPI	RPI	RPI	RPI
DIV. I ONLY	15- 10	115	5- 5	226	123	150	150	13	13	
DIV. I NON-CONF.	7- 3	74	0- 0	297	122	153	153	11	11	

TOTALS	RPI 1-25	RPI 26-50	W-L RECORDS	RPI 51-100	RPI 101-999	RPI 201+				
15- 10	0- 0	0- 3	OVERALL	3- 0	12- 7	10- 3				
8- 5	0- 0	0- 2	HOME	2- 0	6- 3	5- 2				
7- 5	0- 0	0- 1	AWAY	1- 0	6- 4	5- 1				
0- 0	0- 0	0- 0	NEUTRAL	0- 0	0- 0	0- 0				
7- 3	0- 0	0- 1	NON-CONFERENCE	1- 0	6- 2	5- 1				
4- 2	0- 0	0- 1	HOME	1- 0	3- 1	3- 1				
3- 1	0- 0	0- 0	AWAY	0- 0	3- 1	2- 0				
0- 0	0- 0	0- 0	NEUTRAL	0- 0	0- 0	0- 0				
8- 7	0- 0	0- 2	CONFERENCE	2- 0	6- 5	5- 2				
4- 3	0- 0	0- 1	HOME	1- 0	3- 2	2- 1				
4- 4	0- 0	0- 1	AWAY	1- 0	3- 3	3- 1				
0- 0	0- 0	0- 0	NEUTRAL	0- 0	0- 0	0- 0				

RPI	S	Opponent	Score	RPI	S	Opponent	Score	RPI	S	Opponent	Score	RPI	S	Opponent	Score
44	A	Gonzaga	67 77	70	A	Saint Mary's (CA)	75 65	108	A	Saint Louis	62 60	128	A	BYU	52 62
44	H	Gonzaga	69 75	70	H	Saint Mary's (CA)	69 57	128	H	BYU	55 67	151	A	San Francisco	60 78
50	H	Southern Cal i forni a	70 80	91	H	Mi ami (OH)	84 71	164	H	Paci fi c	75 60	187	A	SMU	60 63
								207	H	UC Santa Barbara	67 61	208	A	San Diego	67 53
								208	H	San Diego	54 60	214	H	Eastern Mi ch.	73 64
								218	H	CSUN	68 75	226	A	UC Ri versi de	67 59
								232	A	Pepperdi ne	74 85	232	H	Pepperdi ne	75 60
								280	H	Ari zona	84 70	286	A	Santa Clara	65 51
								313	A	Portl and	63 60	313	H	Portl and	76 55
								319	A	Long Beach St.	84 69				
LAST 12 Di vi si on I GAMES:															
44	H	Gonzaga	69 75	232	H	Pepperdi ne	75 60								
232	A	Pepperdi ne	74 85	313	A	Portl and	63 60								
70	A	Saint Mary' s (CA)	75 65	128	H	BYU	55 67								
313	H	Portl and	76 55	208	H	San Di ego	54 60								
128	A	BYU	52 62	151	A	San Franci sco	60 78								
208	A	San Di ego	67 53	44	A	Gonzaga	67 77								

Non-Di v I Games: Cal St. Dom. Hills 84 52

Loyola Marymount

Average RPI Win: 228

Average RPI Loss: 75

WON-LOST
RECORDWINNING
PCT. RANKLAST 10
GAMESSTRENGTH OF
SCHEDULEOPP. STRENGTH
OF SCHEDULETEAM
RPIADJ.
RPICONF.
RPIADJ CONF.
RPIDIV. I ONLY
DIV. I NON-CONF.16- 9
5- 694
1879- 1
0- 0122
57151
983
7783
7720
2420
24

TOTALS

RPI 1-25

RPI 26-50

W-L RECORDS

RPI 51-100

RPI 101-999

RPI 201+

16- 9

0- 3

0- 0

OVERALL

1- 4

15- 2

8- 1

8- 2

0- 0

0- 0

HOME

1- 1

7- 1

5- 0

7- 7

0- 3

0- 0

AWAY

0- 3

7- 1

2- 1

1- 0

0- 0

0- 0

NEUTRAL

0- 0

1- 0

1- 0

5- 6

0- 3

0- 0

NON-CONFERENCE

1- 3

4- 0

2- 0

2- 1

0- 0

0- 0

HOME

1- 1

1- 0

1- 0

2- 5

0- 3

0- 0

AWAY

0- 2

2- 0

0- 0

1- 0

0- 0

0- 0

NEUTRAL

0- 0

1- 0

1- 0

11- 3

0- 0

0- 0

CONFERENCE

0- 1

11- 2

6- 1

6- 1

0- 0

0- 0

HOME

0- 0

6- 1

4- 0

5- 2

0- 0

0- 0

AWAY

0- 1

5- 1

2- 1

0- 0

0- 0

0- 0

NEUTRAL

0- 0

0- 0

0- 0

RPI 1-25

RPI 26-50

RPI 51-100 Team's RPI: 83

RPI 101+

RPI	S	Opponent	Score
3	A	Mississippi St.	43 83
7	A	Ohio St.	70 83
18	A	Duke	39 69

RPI	S	Opponent	Score
-----	---	----------	-------

RPI	S	Opponent	Score
51	A	Miami (FL)	70 80
62	A	Tol edo	64 65
79	H	Harvard	76 51
80	A	Al bany (NY)	54 68
100	H	Tul ane	34 42

RPI	S	Opponent	Score
116	A	Dartmouth	64 51
146	A	Bi nghamton	61 38
146	H	Bi nghamton	62 66
157	A	Hartford	59 44
157	H	Hartford	59 56
178	A	New Hampshire	56 46
178	H	New Hampshire	77 46
201	A	Boston College	61 40
205	A	Stony Brook	68 76
205	H	Stony Brook	64 56
290	H	Vermont	64 55
294	H	Bryant	70 68
301	N	Kennesaw St.	75 39
324	A	UMBC	64 50
324	H	UMBC	69 36
345	A	UMass Lowell	69 51
345	H	UMass Lowell	70 65

LAST 12 Division I GAMES:

345	H	UMass Lowell	70 65	324	H	UMBC	69 36
205	A	Stony Brook	68 76	178	A	New Hampshire	56 46
178	H	New Hampshire	77 46	157	A	Hartford	59 44
157	H	Hartford	59 56	290	H	Vermont	64 55
146	A	Bi nghamton	61 38	80	A	Al bany (NY)	54 68
345	A	UMass Lowell	69 51	324	A	UMBC	64 50

Non-Div I Games:

Maine Maritime

89 49

Me.-Fort Kent

100 40

Maine

Average RPI Win:	291	WON-LOST	WINNING	LAST 10	STRENGTH OF	OPP. STRENGTH	TEAM	ADJ.	CONF.	ADJ CONF.
Average RPI Loss:	164	RECORD	PCT. RANK	GAMES	SCHEDULE	OF SCHEDULE	RPI	RPI	RPI	RPI
DIV. I ONLY	10- 16	237	4- 6	258	282	257	257	28	28	
DIV. I NON-CONF.	3- 8	268	0- 0	105	239	220	220	26	26	

TOTALS	RPI 1-25	RPI 26-50	W-L RECORDS	RPI 51-100	RPI 101-999	RPI 201+				
10- 16	0- 0	0- 2	OVERALL	0- 4	10- 10	10- 6				
7- 4	0- 0	0- 0	HOME	0- 3	7- 1	7- 0				
2- 12	0- 0	0- 2	AWAY	0- 1	2- 9	2- 6				
1- 0	0- 0	0- 0	NEUTRAL	0- 0	1- 0	1- 0				
3- 8	0- 0	0- 2	NON-CONFERENCE	0- 3	3- 3	3- 2				
1- 2	0- 0	0- 0	HOME	0- 2	1- 0	1- 0				
1- 6	0- 0	0- 2	AWAY	0- 1	1- 3	1- 2				
1- 0	0- 0	0- 0	NEUTRAL	0- 0	1- 0	1- 0				
7- 8	0- 0	0- 0	CONFERENCE	0- 1	7- 7	7- 4				
6- 2	0- 0	0- 0	HOME	0- 1	6- 1	6- 0				
1- 6	0- 0	0- 0	AWAY	0- 0	1- 6	1- 4				
0- 0	0- 0	0- 0	NEUTRAL	0- 0	0- 0	0- 0				

RPI 1-25				RPI 26-50				RPI 51-100				RPI 101+ Team's RPI: 257			
RPI	S	Opponent	Score	RPI	S	Opponent	Score	RPI	S	Opponent	Score	RPI	S	Opponent	Score
				30	A	Vi rgi ni a	47 69	53	H	Qui nni pi ac	64 80	158	A	Marist	40 65
				38	A	Cal i forni a	66 87					178	A	New Hampshi re	55 68
								74	H	Fordham	48 54	189	A	Si ena	51 56
								80	H	Al bany (NY)	56 62	189	H	Si ena	54 56
								81	A	Penn St.	46 78	205	A	Stony Brook	59 74
												244	A	Ni agara	64 65
												244	H	Ni agara	82 64
												258	A	Fai rfi el d	52 55
												258	H	Fai rfi el d	55 44
												267	H	St. Franci s Brookl yn	57 54
												274	A	Ri der	51 67
												281	A	LIU Brookl yn	72 38
												288	A	Sacred Heart	61 65
												289	A	Can i si us	59 56
												289	H	Can i si us	58 39
												292	A	Monmouth	59 63
												292	H	Monmouth	63 53
												305	N	Coppi n St.	74 56
												336	H	I ona	67 63
												348	H	Saint Peter' s	76 64
LAST 12 Division I GAMES:															
				189	H	Si ena	54 56					292	H	Monmouth	63 53
				292	A	Monmouth	59 63					189	A	Si ena	51 56
				258	H	Fai rfi el d	55 44					336	H	I ona	67 63
				244	H	Ni agara	82 64					244	A	Ni agara	64 65
				258	A	Fai rfi el d	52 55					289	A	Can i si us	59 56
				274	A	Ri der	51 67					158	A	Marist	40 65

Non-Div I Games:

Manhattan

M
a
r
i
s
tM
a
r
i
s
t

Mari st

Average RPI	Win:	149	WON-LOST	WINNING	LAST 10	STRENGTH OF	OPP. STRENGTH	TEAM	ADJ.	CONF.	ADJ CONF.
Average RPI	Loss:	44	RECORD	PCT. RANK	GAMES	SCHEDULE	OF SCHEDULE	RPI	RPI	RPI	RPI
DIV. I ONLY		17- 8		74	7- 3	46	43	33	33	6	6
DIV. I NON-CONF.		6- 5		153	0- 0	35	48	60	60	6	6

TOTALS	RPI 1-25		RPI 26-50		W-L RECORDS	RPI 51-100		RPI 101-999		RPI 201+	
17- 8	2- 4		1- 2		OVERALL	2- 1		12- 1		5- 0	
10- 1	1- 0		0- 1		HOME	2- 0		7- 0		3- 0	
6- 6	1- 3		1- 1		AWAY	0- 1		4- 1		1- 0	
1- 1	0- 1		0- 0		NEUTRAL	0- 0		1- 0		1- 0	
6- 5	0- 3		0- 1		NON-CONFERENCE	0- 1		6- 0		3- 0	
4- 0	0- 0		0- 0		HOME	0- 0		4- 0		2- 0	
1- 4	0- 2		0- 1		AWAY	0- 1		1- 0		0- 0	
1- 1	0- 1		0- 0		NEUTRAL	0- 0		1- 0		1- 0	
11- 3	2- 1		1- 1		CONFERENCE	2- 0		6- 1		2- 0	
6- 1	1- 0		0- 1		HOME	2- 0		3- 0		1- 0	
5- 2	1- 1		1- 0		AWAY	0- 0		3- 1		1- 0	
0- 0	0- 0		0- 0		NEUTRAL	0- 0		0- 0		0- 0	

RPI 1-25				RPI 26-50				RPI 51-100				RPI 101+			
RPI	S	Opponent	Score	RPI	S	Opponent	Score	RPI	S	Opponent	Score	RPI	S	Opponent	Score
2	A	Notre Dame	85 91	37	A	Creighton	92 77	52	H	St. John's (NY)	74 72	109	A	Butler	78 59
10	N	Tennessee	99 101	37	H	Creighton	73 74	87	A	New Mexico	87 88	109	H	Butler	69 67
13	A	Green Bay	55 63	46	A	Michigan	76 82	99	H	Seton Hall	97 84	125	A	Milwaukee	83 68
22	A	DePaul	83 95									135	A	Georgetown	58 85
22	H	DePaul	93 81									172	H	Army West Point	83 53
24	A	Villanova	67 57									188	H	Wisconsin	88 65

Team's RPI: 33															
LAST 12 Division I GAMES:															
109	A	Butler	78 59	135	A	Georgetown	58 85	212	H	Xavier	88 67	193	A	Providence	77 60
212	A	Xavier	80 63	109	H	Butler	69 67	37	A	Creighton	92 77	212	H	Xavier	88 67
37	H	Creighton	73 74	193	A	Providence	77 60	22	A	DePaul	93 81	109	H	Butler	69 67
193	H	Providence	94 61	22	A	DePaul	83 95	22	H	DePaul	93 81	193	A	Providence	77 60
22	A	DePaul	83 95	24	A	Villanova	67 57					37	A	Creighton	92 77
24	A	Villanova	67 57												

Non-Div I Games:

Marquette

Average RPI Win:	290	WON-LOST	WINNING	LAST 10	STRENGTH OF	OPP. STRENGTH	TEAM	ADJ.	CONF.	ADJ CONF.
Average RPI Loss:	167	RECORD	PCT. RANK	GAMES	SCHEDULE	OF SCHEDULE	RPI	RPI	RPI	RPI
DIV. I ONLY	6- 17	296	2- 8	310	172	326	326	18	18	
DIV. I NON-CONF.	4- 7	226	0- 0	329	179	320	320	19	19	

TOTALS	RPI 1-25	RPI 26-50	W-L RECORDS	RPI 51-100	RPI 101-999	RPI 201+				
6- 17	0- 0	0- 1	OVERALL	0- 4	6- 12	5- 5				
5- 9	0- 0	0- 1	HOME	0- 3	5- 5	4- 2				
1- 8	0- 0	0- 0	AWAY	0- 1	1- 7	1- 3				
0- 0	0- 0	0- 0	NEUTRAL	0- 0	0- 0	0- 0				
4- 7	0- 0	0- 0	NON-CONFERENCE	0- 3	4- 4	4- 1				
3- 4	0- 0	0- 0	HOME	0- 2	3- 2	3- 1				
1- 3	0- 0	0- 0	AWAY	0- 1	1- 2	1- 0				
0- 0	0- 0	0- 0	NEUTRAL	0- 0	0- 0	0- 0				
2- 10	0- 0	0- 1	CONFERENCE	0- 1	2- 8	1- 4				
2- 5	0- 0	0- 1	HOME	0- 1	2- 3	1- 1				
0- 5	0- 0	0- 0	AWAY	0- 0	0- 5	0- 3				
0- 0	0- 0	0- 0	NEUTRAL	0- 0	0- 0	0- 0				

RPI S Opponent	Score	RPI S Opponent	Score	RPI S Opponent	Score	RPI S Opponent	Score
		43 H Western Ky.	66 86	68 H UAB	62 69	111 A Cleveland St.	76 85
				81 H Penn St.	65 80	123 H Middle Tenn.	57 73
				82 H Ohio	52 54	153 H UTEP	66 64
				95 A Kentucky	39 69	160 A Florida	69 74
						161 H Southern Ill.	59 64
						170 A Charlotte	61 67
						176 H Louisiana Tech	65 74
						200 A Southern Miss.	61 70
						225 A Fla. Atlantic	59 79
						260 H Appalachian St.	54 56
						261 H Morgan St.	73 68
						278 A Old Dominion	53 69
						296 H UTSA	59 72
						308 A FIU	54 67
						308 H FIU	78 75
						332 A Tennessee St.	71 65
						341 H Winthrop	70 40
						347 H Longwood	90 45
LAST 12 Division I GAMES:							
153 H UTEP	66 64	123 H Middle Tenn.	57 73				
68 H UAB	62 69	43 H Western Ky.	66 86				
296 H UTSA	59 72	278 A Old Dominion	53 69				
200 A Southern Miss.	61 70	176 H Louisiana Tech	65 74				
170 A Charlotte	61 67	308 A FIU	54 67				
308 H FIU	78 75	225 A Fla. Atlantic	59 79				

Non-Div I Games: Ky. Christian 111 38 Alice Lloyd 96 46

Marshall

Average RPI Win:	137	WON-LOST	WINNING	LAST 10	STRENGTH OF	OPP. STRENGTH	TEAM	ADJ.	CONF.	ADJ CONF.
Average RPI Loss:	30	RECORD	PCT. RANK	GAMES	SCHEDULE	OF SCHEDULE	RPI	RPI	RPI	RPI
DIV. I ONLY	22- 4	11	6- 1	67	12	19	19	3	3	
DIV. I NON-CONF.	11- 2	22	1- 0	120	43	37	37	4	4	

TOTALS	RPI 1-25	RPI 26-50	W-L RECORDS	RPI 51-100	RPI 101-999	RPI 201+				
22- 4	4- 2	1- 1	OVERALL	7- 1	10- 0	8- 0				
11- 3	3- 1	0- 1	HOME	3- 1	5- 0	5- 0				
10- 1	1- 1	1- 0	AWAY	4- 0	4- 0	2- 0				
1- 0	0- 0	0- 0	NEUTRAL	0- 0	1- 0	1- 0				
11- 2	0- 2	1- 0	NON-CONFERENCE	3- 0	7- 0	7- 0				
6- 1	0- 1	0- 0	HOME	2- 0	4- 0	4- 0				
4- 1	0- 1	1- 0	AWAY	1- 0	2- 0	2- 0				
1- 0	0- 0	0- 0	NEUTRAL	0- 0	1- 0	1- 0				
11- 2	4- 0	0- 1	CONFERENCE	4- 1	3- 0	1- 0				
5- 2	3- 0	0- 1	HOME	1- 1	1- 0	1- 0				
6- 0	1- 0	0- 0	AWAY	3- 0	2- 0	0- 0				
0- 0	0- 0	0- 0	NEUTRAL	0- 0	0- 0	0- 0				

RPI	S	Opponent	Score	RPI	S	Opponent	Score	RPI	S	Opponent	Score	RPI	S	Opponent	Score
1	A	UConn	72 97	30	A	Virginia	60 59	51	A	Miami (FL)	79 71	188	A	Wisconsin	71 44
7	H	Ohio St.	99 69	41	H	Purdue	65 75	60	A	Nebraska	64 57	192	A	Northwestern	68 65
15	H	South Carolina	86 94					63	A	Michigan St.	76 68	213	H	Illinois	100 65
17	H	Iowa	80 64					63	H	Michigan St.	68 82	215	A	Akron	75 54
23	A	Rutgers	72 54					66	H	Indiana	74 70	235	H	Loyola Maryland	114 45
23	H	Rutgers	88 60					80	H	Albany (NY)	91 58	244	H	Niagara	92 65
								81	A	Penn St.	69 65	252	H	Howard	111 49
								96	H	George Washington	80 54	273	H	Mt. St. Mary's	97 57
												301	N	Kennesaw St.	89 35
												305	A	Coppin St.	113 49

LAST 12 Division I GAMES:															
51	A	Miami (FL)	79 71	192	A	Northwestern	68 65								
41	H	Purdue	65 75	7	H	Ohio St.	99 69								
23	A	Rutgers	72 54	66	H	Indiana	74 70								
63	A	Michigan St.	76 68	63	H	Michigan St.	68 82								
60	A	Nebraska	64 57	188	A	Wisconsin	71 44								
23	H	Rutgers	88 60	17	H	Iowa	80 64								

Non-Div I Games:

Maryland

Average RPI Win:	282	WON-LOST	WINNING	LAST 10	STRENGTH OF	OPP. STRENGTH	TEAM	ADJ.	CONF.	ADJ CONF.
Average RPI Loss:	154	RECORD	PCT. RANK	GAMES	SCHEDULE	OF SCHEDULE	RPI	RPI	RPI	RPI
DIV. I ONLY	9- 15	246	3- 7	320	193	283	283	12	12	
DIV. I NON-CONF.	6- 5	153	0- 0	344	319	284	284	10	10	

TOTALS	RPI 1-25	RPI 26-50	W-L RECORDS	RPI 51-100	RPI 101-999	RPI 201+				
9- 15	0- 0	0- 1	OVERALL	1- 3	8- 11	8- 3				
5- 6	0- 0	0- 1	HOME	1- 1	4- 4	4- 0				
3- 9	0- 0	0- 0	AWAY	0- 2	3- 7	3- 3				
1- 0	0- 0	0- 0	NEUTRAL	0- 0	1- 0	1- 0				
6- 5	0- 0	0- 0	NON-CONFERENCE	1- 0	5- 5	5- 2				
3- 2	0- 0	0- 0	HOME	1- 0	2- 2	2- 0				
2- 3	0- 0	0- 0	AWAY	0- 0	2- 3	2- 2				
1- 0	0- 0	0- 0	NEUTRAL	0- 0	1- 0	1- 0				
3- 10	0- 0	0- 1	CONFERENCE	0- 3	3- 6	3- 1				
2- 4	0- 0	0- 1	HOME	0- 1	2- 2	2- 0				
1- 6	0- 0	0- 0	AWAY	0- 2	1- 4	1- 1				
0- 0	0- 0	0- 0	NEUTRAL	0- 0	0- 0	0- 0				

RPI 1-25				RPI 26-50				RPI 51-100				RPI 101+				Team's RPI: 283
RPI	S	Opponent	Score	RPI	S	Opponent	Score	RPI	S	Opponent	Score	RPI	S	Opponent	Score	
				40	H	Dayton	49 78	57	A	Duquesne	57 60	108	A	Saint Louis	63 64	
								74	H	Fordham	51 62	110	A	George Mason	60 71	
								89	H	Li berty	64 61	139	H	Northeastern	54 64	
								96	A	George Washi ngton	49 55	156	H	Saint Joseph' s	79 84	
												158	H	Marist	60 88	
												162	A	North Dakota	52 82	
												167	A	Davi dson	81 87	
												194	H	Ri chmond	39 51	
												231	H	La Salle	69 66	
												256	A	St. Bonaventure	59 69	
												259	H	Towson	72 49	
												275	A	North Dakota St.	70 82	
												287	H	VCU	79 75	
												311	A	UTRGV	59 67	
												312	A	Incar nate Word	64 45	
												331	A	Rhode Isl and	61 59	
												337	N	Mi ssi ssi ppi Val .	85 46	
												345	A	UMass Lowell	73 63	
												348	H	Saint Peter' s	81 65	

LAST 12 Di vi si on I GAMES:																
				96	A	George Washi ngton	49 55	167	A	Davi dson	81 87					
				110	A	George Mason	60 71	287	H	VCU	79 75					
				40	H	Dayton	49 78	108	A	Saint Loui s	63 64					
				231	H	La Salle	69 66	156	H	Saint Joseph' s	79 84					
				194	H	Ri chmond	39 51	256	A	St. Bonaventure	59 69					
				331	A	Rhode Isl and	61 59	74	H	Fordham	51 62					

Non-Di v I Games: Me. -Fort Kent 111 45 Fisher 121 38

Massachusetts

Loss, Non-Conf, S Site, H Home A Away N Neutral

Average RPI Win: 318

Average RPI Loss: 148

WON-LOST
RECORDWINNING
PCT. RANKLAST 10
GAMESSTRENGTH OF
SCHEDULEOPP. STRENGTH
OF SCHEDULETEAM
RPIADJ.
RPICONF.
RPIADJ CONF.
RPIDIV. I ONLY
DIV. I NON-CONF.8- 13
1- 7244
3105- 5
0- 0304
108236
110263
281263
28126
2526
25

TOTALS

RPI 1-25

RPI 26-50

W-L RECORDS

RPI 51-100

RPI 101-999

RPI 201+

8- 13

0- 2

0- 0

OVERALL

0- 1

8- 10

8- 4

3- 6

0- 0

0- 0

HOME

0- 1

3- 5

3- 4

5- 7

0- 2

0- 0

AWAY

0- 0

5- 5

5- 0

0- 0

0- 0

0- 0

NEUTRAL

0- 0

0- 0

0- 0

1- 7

0- 2

0- 0

NON-CONFERENCE

0- 1

1- 4

1- 1

1- 2

0- 0

0- 0

HOME

0- 1

1- 1

1- 1

0- 5

0- 2

0- 0

AWAY

0- 0

0- 3

0- 0

0- 0

0- 0

0- 0

NEUTRAL

0- 0

0- 0

0- 0

7- 6

0- 0

0- 0

CONFERENCE

0- 0

7- 6

7- 3

2- 4

0- 0

0- 0

HOME

0- 0

2- 4

2- 3

5- 2

0- 0

0- 0

AWAY

0- 0

5- 2

5- 0

0- 0

0- 0

0- 0

NEUTRAL

0- 0

0- 0

0- 0

RPI 1-25

RPI 26-50

RPI 51-100

RPI 101+

Team's RPI: 263

RPI	S	Opponent	Score
5	A	Baylor	34 95
11	A	Texas	34 100

RPI	S	Opponent	Score
-----	---	----------	-------

RPI	S	Opponent	Score
100	H	Tulane	66 70

RPI	S	Opponent	Score
114	A	Lamar University	58 83
120	H	Central Ark.	45 51
122	A	SFA	58 73
169	A	Louisiana	86 98
176	A	Louisiana Tech	62 78
187	A	SMU	59 65
211	H	Abilene Christian	75 80
227	H	New Orleans	64 77
236	H	Grambling	60 75
245	H	Nicholls St.	54 61
297	A	Southeastern La.	77 65
297	H	Southeastern La.	69 47
312	A	Incarinate Word	66 57
322	A	Northwestern St.	60 44
322	H	Northwestern St.	72 67
323	A	Houston Baptist	86 74
333	A	Sam Houston St.	66 63
338	H	La.-Monroe	65 61

LAST 12 Division I GAMES:

120	H	Central Ark.	45 51	323	A	Houston Baptist	86 74
297	H	Southeastern La.	69 47	297	A	Southeastern La.	77 65
122	A	SFA	58 73	245	H	Nicholls St.	54 61
322	A	Northwestern St.	60 44	227	H	New Orleans	64 77
333	A	Sam Houston St.	66 63	211	H	Abilene Christian	75 80
114	A	Lamar University	58 83	322	H	Northwestern St.	72 67

Non-Div I Games:

LSU-Alexandria

73 53

Louisiana Col.

84 46

Southern-N. O.

76 61

McNeese

Loss, Non-Conf, S Site, H Home A Away N Neutral

Average RPI Win: 207
Average RPI Loss: 104

WON-LOST
RECORD

WINNING
PCT. RANK

LAST 10
GAMES

STRENGTH OF
SCHEDULE

OPP. STRENGTH
OF SCHEDULE

TEAM
RPI

ADJ.
RPI

CONF.
RPI

ADJ CONF.
RPI

DIV. I ONLY	7- 18	284	1- 9	49	88	198	198	8	8
DIV. I NON-CONF.	5- 8	220	0- 0	100	144	211	211	7	7
<hr/>									
TOTALS	RPI 1-25	RPI 26-50	W-L RECORDS	RPI 51-100	RPI 101-999	RPI 201+			
7- 18	0- 5	0- 1	OVERALL	1- 2	6- 10	4- 2			
5- 7	0- 2	0- 0	HOME	1- 1	4- 4	4- 1			
2- 8	0- 1	0- 1	AWAY	0- 1	2- 5	0- 1			
0- 3	0- 2	0- 0	NEUTRAL	0- 0	0- 1	0- 0			
5- 8	0- 2	0- 0	NON-CONFERENCE	1- 1	4- 5	3- 1			
4- 3	0- 0	0- 0	HOME	1- 1	3- 2	3- 1			
1- 2	0- 0	0- 0	AWAY	0- 0	1- 2	0- 0			
0- 3	0- 2	0- 0	NEUTRAL	0- 0	0- 1	0- 0			
2- 10	0- 3	0- 1	CONFERENCE	0- 1	2- 5	1- 1			
1- 4	0- 2	0- 0	HOME	0- 0	1- 2	1- 0			
1- 6	0- 1	0- 1	AWAY	0- 1	1- 3	0- 1			
0- 0	0- 0	0- 0	NEUTRAL	0- 0	0- 0	0- 0			

RPI 1-25				RPI 26-50				RPI 51-100				RPI 101+ Team's RPI: 198			
RPI	S	Opponent	Score	RPI	S	Opponent	Score	RPI	S	Opponent	Score	RPI	S	Opponent	Score
1	A	UConn	49 97	45	A	UCF	41 61	59	A	Houston	55 66	119	A	Little Rock	57 86
1	H	UConn	36 93					67	H	IUPUI	57 80	129	A	Vanderbilt	71 60
7	N	Ohio St.	69 100					68	H	UAB	64 62	132	A	Cincinnati	53 64
22	N	DePaul	67 81									144	N	Kent St.	55 70
25	H	South Fla.	62 81									151	A	Wichita St.	61 69
<hr/>															
LAST 12 Division I GAMES:															
204	A	East Carolina	62 75	132	A	Cincinnati	53 64								
187	H	SMU	35 53	25	H	South Fla.	62 81								
59	A	Houston	55 66	171	A	Tulsa	69 48								
45	A	UCF	41 61	151	A	Wichita St.	61 69								
151	H	Wichita St.	64 77	204	H	East Carolina	72 36								
1	H	UConn	36 93	1	A	UConn	49 97								

Non-Div I Games:

Memphis

Loss, Non-Conf, S Site, H Home A Away N Neutral

Average RPI Win: 213
Average RPI Loss: 36

WON-LOST
RECORD

WINNING
PCT. RANK

LAST 10
GAMES

STRENGTH OF
SCHEDULE

OPP. STRENGTH
OF SCHEDULE

TEAM
RPI

ADJ.
RPI

CONF.
RPI

ADJ CONF.
RPI

DIV. I ONLY	24- 2	5	10- 0	261	152	61	61	17	17
DIV. I NON-CONF.	13- 2	20	1- 0	241	154	66	66	16	16
<hr/>									
TOTALS	RPI 1-25	RPI 26-50	W-L RECORDS	RPI 51-100	RPI 101-999	RPI 201+			
24- 2	0- 0	1- 2	OVERALL	1- 0	22- 0	13- 0			
11- 1	0- 0	0- 1	HOME	1- 0	10- 0	7- 0			
12- 0	0- 0	1- 0	AWAY	0- 0	11- 0	5- 0			
1- 1	0- 0	0- 1	NEUTRAL	0- 0	1- 0	1- 0			
13- 2	0- 0	1- 2	NON-CONFERENCE	1- 0	11- 0	8- 0			
6- 1	0- 0	0- 1	HOME	1- 0	5- 0	4- 0			
6- 0	0- 0	1- 0	AWAY	0- 0	5- 0	3- 0			
1- 1	0- 0	0- 1	NEUTRAL	0- 0	1- 0	1- 0			
11- 0	0- 0	0- 0	CONFERENCE	0- 0	11- 0	5- 0			
5- 0	0- 0	0- 0	HOME	0- 0	5- 0	3- 0			
6- 0	0- 0	0- 0	AWAY	0- 0	6- 0	2- 0			
0- 0	0- 0	0- 0	NEUTRAL	0- 0	0- 0	0- 0			

RPI S	Opponent	Score	RPI S	Opponent	Score	RPI S	Opponent	Score	RPI S	Opponent	Score
			28 H	Georgia	54 72	96 H	George Washington	61 44	106 A	North Carolina	97 86
			43 N	Western Ky.	62 67				115 A	Chattanooga	71 50
			45 A	UCF	73 64				131 A	ETSU	85 65
									149 A	Samford	73 59
									149 H	Samford	48 45
									167 H	Davison	69 54
									170 A	Charlotte	90 74
									174 A	Furman	86 64
									174 H	Furman	65 53
									223 A	UNC Asheville	67 56
									225 A	Fla. Atlantic	66 55
									230 H	UNCG	80 57
									249 A	Campbell	58 57
									252 H	Howard	70 44
									287 N	VCU	70 54
									299 A	Wofford	71 46
									299 H	Wofford	80 39
									303 A	Western Caro.	53 46
									303 H	Western Caro.	72 50
									314 H	South Carolina St.	74 53
									320 H	Ga. Southern	72 45
									341 H	Winthrop	93 45
<hr/>											
LAST 12 Division I GAMES:											
303 A	Western Caro.	53 46	303 H	Western Caro.	72 50	230 H	UNCG	80 57			
149 H	Samford	48 45	149 A	Samford	73 59	174 A	Furman	86 64			
299 H	Wofford	80 39	299 A	Wofford	71 46	170 A	Charlotte	90 74			
174 H	Furman	65 53									
115 A	Chattanooga	71 50									
131 A	ETSU	85 65									

Non-Div I Games:

Mercer

Average RPI		Win: 149	WON-LOST RECORD	WINNING PCT. RANK	LAST 10 GAMES	STRENGTH OF SCHEDULE	OPP. STRENGTH OF SCHEDULE	TEAM RPI	ADJ. RPI	CONF. RPI	ADJ. CONF. RPI
Div. I ONLY			18- 8	71	7- 3	43	26	51	51	1	1
Div. I NON-CONF.			10- 3	52	0- 0	177	84	98	98	1	1
TOTALS		RPI 1-25		RPI 26-50		W-L RECORDS	RPI 51-100	RPI 101-999		RPI 201+	
18- 8	2- 5			1- 0		OVERALL	4- 2	11- 1		5- 0	
12- 5	2- 3			1- 0		HOME	3- 2	6- 0		4- 0	
4- 3	0- 2			0- 0		AWAY	1- 0	3- 1		0- 0	
2- 0	0- 0			0- 0		NEUTRAL	0- 0	2- 0		1- 0	
10- 3	0- 1			0- 0		NON-CONFERENCE	3- 1	7- 1		5- 0	
8- 2	0- 1			0- 0		HOME	3- 1	5- 0		4- 0	
0- 1	0- 0			0- 0		AWAY	0- 0	0- 1		0- 0	
2- 0	0- 0			0- 0		NEUTRAL	0- 0	2- 0		1- 0	
8- 5	2- 4			1- 0		CONFERENCE	1- 1	4- 0		0- 0	
4- 3	2- 2			1- 0		HOME	0- 1	1- 0		0- 0	
4- 2	0- 2			0- 0		AWAY	1- 0	3- 0		0- 0	
0- 0	0- 0			0- 0		NEUTRAL	0- 0	0- 0		0- 0	

RPI 1-25					
RPI	S	Opponent	Score		
2	A	Notre Dame	76	83	
4	H	Louisville	74	84	
6	A	Florida St.	67	105	
6	H	Florida St.	71	91	
18	H	Duke	51	48	
19	H	Maryland	71	79	
20	H	NC State	52	48	

RPI 26-50					
RPI	S	Opponent	Score		
32	H	Syracuse	72	67	

RPI 51-100					
RPI	S	Opponent	Score		
52	H	St. John's (NY)	64	74	
63	H	Michigan St.	67	57	
72	A	Virginia Tech	82	78	
83	H	Maine	80	70	
95	H	Kentucky	65	54	
97	H	Wake Forest	50	61	

Team's RPI : 51					
RPI	S	Opponent	Score		
106	A	North Carolina	92	72	
126	H	Bethune-Cookman	85	39	
137	A	Clemson	72	60	
143	A	Colorado	61	67	
161	N	Southern Ill.	75	65	
168	H	Pittsburgh	82	58	
201	A	Boston College	65	43	
227	H	New Orleans	76	46	
272	N	Sacramento St.	82	56	
290	H	Vermont	73	49	
302	H	Alabama St.	79	31	
308	H	FIU	77	69	

LAST 12 Division I GAMES:					
168	H	Pittsburgh	82	58	
6	H	Florida St.	71	91	
20	H	NC State	52	48	
106	A	North Carolina	92	72	
72	A	Virginia Tech	82	78	
4	H	Louisville	74	84	
201	A	Boston College	65	43	
32	H	Syracuse	72	67	
137	A	Clemson	72	60	
6	A	Florida St.	67	105	
97	H	Wake Forest	50	61	
2	A	Notre Dame	76	83	

Non-Div I Games:

Miami (FL)

■ Loss, ■ Non-Conf, S Site, H Home A Away N Neutral

Average RPI	Win:	199	WON-LOST	WINNING	LAST 10	STRENGTH OF	OPP. STRENGTH	TEAM	ADJ.	CONF.	ADJ CONF.
Average RPI	Loss:	82	RECORD	PCT. RANK	GAMES	SCHEDULE	OF SCHEDULE	RPI	RPI	RPI	RPI
DIV. I ONLY		15- 9		100	6- 4	113	131	91	91	7	7
DIV. I NON-CONF.		8- 3		65	0- 0	248	317	96	96	8	8

TOTALS	RPI 1-25		RPI 26-50		W-L RECORDS	RPI 51-100		RPI 101-999		RPI 201+	
15- 9	0- 2		0- 3		OVERALL	3- 0		12- 4		8- 1	
9- 3	0- 1		0- 1		HOME	2- 0		7- 1		5- 1	
5- 6	0- 1		0- 2		AWAY	1- 0		4- 3		3- 0	
1- 0	0- 0		0- 0		NEUTRAL	0- 0		1- 0		0- 0	
8- 3	0- 0		0- 1		NON-CONFERENCE	1- 0		7- 2		5- 0	
5- 0	0- 0		0- 0		HOME	0- 0		5- 0		4- 0	
2- 3	0- 0		0- 1		AWAY	1- 0		1- 2		1- 0	
1- 0	0- 0		0- 0		NEUTRAL	0- 0		1- 0		0- 0	
7- 6	0- 2		0- 2		CONFERENCE	2- 0		5- 2		3- 1	
4- 3	0- 1		0- 1		HOME	2- 0		2- 1		1- 1	
3- 3	0- 1		0- 1		AWAY	0- 0		3- 1		2- 0	
0- 0	0- 0		0- 0		NEUTRAL	0- 0		0- 0		0- 0	

RPI	S	Opponent	Score	RPI	S	Opponent	Score	RPI	S	Opponent	Score	RPI	S	Opponent	Score
14	A	Buffalo	67 72	26	H	Central Mich.	66 84	62	H	Toledo	67 58	105	A	Western Mich.	70 81
14	H	Buffalo	49 64	41	A	Purdue	66 75	67	A	IUPUI	96 83	127	A	Northern Ill.	77 62
				42	A	Ball St.	61 86	82	H	Ohio	64 55	127	H	Northern Ill.	67 65
												132	A	Cincinnati	62 73
												150	A	Loyola Marymount	71 84
												177	N	Denver	69 52
												197	H	Jacksonville St.	58 55
												206	A	Bowling Green	66 62
												214	A	Eastern Mich.	73 69
												214	H	Eastern Mich.	59 74
												215	H	Akron	75 67
												269	A	Indiana St.	68 56
												285	H	Valparaiso	77 68
												289	H	Cani sus	72 47
												318	H	Detroit Mercy	91 64
												343	H	Florida A&M	73 33

LAST 12 Division I GAMES:															
14	H	Buffalo	49 64	105	A	Western Mich.	70 81	215	H	Akron	75 67	214	H	Eastern Mich.	59 74
62	H	Toledo	67 58	26	H	Central Mich.	66 84	14	A	Buffalo	67 72	82	H	Ohio	64 55
206	A	Bowling Green	66 62	42	A	Ball St.	61 86	42	A	Ball St.	61 86				
127	A	Northern Ill.	77 62												
82	H	Ohio	64 55												
214	A	Eastern Mich.	73 69												

Non-Div I Games:

Average RPI Win:	161	WON-LOST	WINNING	LAST 10	STRENGTH OF	OPP. STRENGTH	TEAM	ADJ.	CONF.	ADJ CONF.
Average RPI Loss:	25	RECORD	PCT. RANK	GAMES	SCHEDULE	OF SCHEDULE	RPI	RPI	RPI	RPI
DIV. I ONLY	20- 8	60	6- 4	78	28	46	46	3	3	
DIV. I NON-CONF.	11- 2	22	0- 0	172	74	51	51	4	4	

TOTALS	RPI 1-25	RPI 26-50	W-L RECORDS	RPI 51-100	RPI 101-999	RPI 201+				
20- 8	1- 5	1- 2	OVERALL	6- 1	12- 0	7- 0				
13- 3	0- 2	1- 1	HOME	4- 0	8- 0	5- 0				
7- 5	1- 3	0- 1	AWAY	2- 1	4- 0	2- 0				
0- 0	0- 0	0- 0	NEUTRAL	0- 0	0- 0	0- 0				
11- 2	0- 2	1- 0	NON-CONFERENCE	2- 0	8- 0	6- 0				
8- 1	0- 1	1- 0	HOME	1- 0	6- 0	4- 0				
3- 1	0- 1	0- 0	AWAY	1- 0	2- 0	2- 0				
0- 0	0- 0	0- 0	NEUTRAL	0- 0	0- 0	0- 0				
9- 6	1- 3	0- 2	CONFERENCE	4- 1	4- 0	1- 0				
5- 2	0- 1	0- 1	HOME	3- 0	2- 0	1- 0				
4- 4	1- 2	0- 1	AWAY	1- 1	2- 0	0- 0				
0- 0	0- 0	0- 0	NEUTRAL	0- 0	0- 0	0- 0				

RPI 1-25				RPI 26-50				RPI 51-100				RPI 101+			
RPI	S	Opponent	Score	RPI	S	Opponent	Score	RPI	S	Opponent	Score	RPI	S	Opponent	Score
2	H	Notre Dame	63 83	33	H	Marquette	82 76	60	A	Nebraska	69 64	110	H	George Mason	75 61
4	A	Louisville	49 74	39	A	Minnesota	87 93	63	A	Michigan St.	61 66	144	H	Kent St.	54 41
7	A	Ohio St.	84 75	41	H	Purdue	79 81	63	H	Michigan St.	74 48	188	A	Wisconsin	80 57
7	H	Ohio St.	71 78					66	H	Indiana	84 79	192	A	Northwestern	80 59
17	A	Iowa	72 82					81	H	Penn St.	89 69	192	H	Northwestern	84 63
23	A	Rutgers	56 63					82	A	Ohio	74 61	213	H	Illinois	86 42
								89	H	Liberty	74 50	219	H	Oakland	78 69
												229	H	North Florida	79 34
												281	A	LIU Brooklyn	86 49
												318	A	Detroit Mercy	86 50
												329	H	Delaware St.	105 36
												330	H	Fort Wayne	77 45

LAST 12 Division I GAMES:															
39	A	Minnesota	87 93	63	H	Michigan St.	74 48	213	H	Illinois	86 42				
63	A	Michigan St.	61 66	7	A	Ohio St.	84 75	60	A	Nebraska	69 64				
192	H	Northwestern	84 63	66	H	Indiana	84 79	71	H	Ohio St.	71 78				
23	A	Rutgers	56 63												
41	H	Purdue	79 81												
192	A	Northwestern	80 59												

Non-Div I Games:

Mi chi gan

Average RPI Win:	164	WON-LOST	WINNING	LAST 10	STRENGTH OF	OPP. STRENGTH	TEAM	ADJ.	CONF.	ADJ CONF.
Average RPI Loss:	34	RECORD	PCT. RANK	GAMES	SCHEDULE	OF SCHEDULE	RPI	RPI	RPI	RPI

DIV. I ONLY	15- 12	143	3- 7	19	36	63	63	3	3
DIV. I NON-CONF.	10- 3	52	0- 0	88	61	38	38	4	4
TOTALS	RPI 1-25	RPI 26-50	W-L RECORDS	RPI 51-100	RPI 101-999	RPI 201+			
15- 12	2- 6	1- 2	OVERALL	2- 4	10- 0	6- 0			
8- 5	0- 3	1- 0	HOME	1- 2	6- 0	3- 0			
5- 6	1- 2	0- 2	AWAY	1- 2	3- 0	2- 0			
2- 1	1- 1	0- 0	NEUTRAL	0- 0	1- 0	1- 0			
10- 3	1- 2	0- 0	NON-CONFERENCE	1- 1	8- 0	5- 0			
6- 0	0- 0	0- 0	HOME	1- 0	5- 0	3- 0			
2- 2	0- 1	0- 0	AWAY	0- 1	2- 0	1- 0			
2- 1	1- 1	0- 0	NEUTRAL	0- 0	1- 0	1- 0			
5- 9	1- 4	1- 2	CONFERENCE	1- 3	2- 0	1- 0			
2- 5	0- 3	1- 0	HOME	0- 2	1- 0	0- 0			
3- 4	1- 1	0- 2	AWAY	1- 1	1- 0	1- 0			
0- 0	0- 0	0- 0	NEUTRAL	0- 0	0- 0	0- 0			

RPI 1-25	RPI 26-50	RPI 51-100	Team's RPI: 63	RPI 101+
RPI S Opponent Score	RPI S Opponent Score	RPI S Opponent Score		RPI S Opponent Score
1 N UConn 62 96	39 A Minnesota 77 83	51 A Miami (FL) 57 67		105 H Western Mi ch. 65 62
2 A Notre Dame 59 90	46 A Michigan 48 74	53 H Quinnpiac 74 55		131 A ETSU 83 74
7 A Ohio St. 62 78	46 H Michigan 66 61	60 H Nebraska 69 79		145 H Robert Morris 100 58
17 H Iowa 68 71		66 A Indiana 68 46		192 H Northwestern 81 51
19 A Maryland 82 68		66 H Indiana 65 69		213 A Illinois 67 55
19 H Maryland 68 76		81 A Penn St. 59 74		219 H Oakland 95 63
23 H Rutgers 58 61				253 H Col. of Charleston 107 43
25 N South Fla. 83 73				318 A Detroit Mercy 97 60
				331 H Rhode Island 82 38
				337 N Mississippi Val. 83 64
LAST 12 Division I GAMES:				
60 H Nebraska 69 79	46 A Michigan 48 74			
46 H Michigan 66 61	66 H Indiana 65 69			
19 H Maryland 68 76	213 A Illinois 67 55			
81 A Penn St. 59 74	19 A Maryland 82 68			
17 H Iowa 68 71	39 A Minnesota 77 83			
7 A Ohio St. 62 78	192 H Northwestern 81 51			

Non-Div I Games:

Mi ch i g a n S t.

Average RPI Win:	232	WON-LOST	WINNING	LAST 10	STRENGTH OF	OPP. STRENGTH	TEAM	ADJ.	CONF.	ADJ CONF.
Average RPI Loss:	89	RECORD	PCT. RANK	GAMES	SCHEDULE	OF SCHEDULE	RPI	RPI	RPI	RPI
DIV. I ONLY	15- 10	115	7- 3	175	116	123	123	18	18	
DIV. I NON-CONF.	8- 5	111	0- 0	249	44	118	118	19	19	

TOTALS	RPI 1-25	RPI 26-50	W-L RECORDS	RPI 51-100	RPI 101-999	RPI 201+				
15- 10	0- 1	0- 3	OVERALL	1- 3	14- 3	10- 0				
7- 4	0- 0	0- 1	HOME	1- 1	6- 2	4- 0				
7- 5	0- 1	0- 1	AWAY	0- 2	7- 1	5- 0				
1- 1	0- 0	0- 1	NEUTRAL	0- 0	1- 0	1- 0				
8- 5	0- 1	0- 1	NON-CONFERENCE	1- 2	7- 1	5- 0				
5- 0	0- 0	0- 0	HOME	1- 0	4- 0	3- 0				
2- 4	0- 1	0- 0	AWAY	0- 2	2- 1	1- 0				
1- 1	0- 0	0- 1	NEUTRAL	0- 0	1- 0	1- 0				
7- 5	0- 0	0- 2	CONFERENCE	0- 1	7- 2	5- 0				
2- 4	0- 0	0- 1	HOME	0- 1	2- 2	1- 0				
5- 1	0- 0	0- 1	AWAY	0- 0	5- 0	4- 0				
0- 0	0- 0	0- 0	NEUTRAL	0- 0	0- 0	0- 0				

RPI 1-25				RPI 26-50				RPI 51-100				RPI 101+				Team's RPI: 123
RPI	S	Opponent	Score	RPI	S	Opponent	Score	RPI	S	Opponent	Score	RPI	S	Opponent	Score	
4	A	Louisville	26 80	43	A	Western Ky.	43 57	64	A	Georgia Tech	45 48	129	A	Vanderbilt	65 54	
				43	H	Western Ky.	60 76	68	H	UAB	51 59	141	A	Ole Miss	56 65	
				50	N	Southern California	57 72	95	H	Kentucky	62 57	153	A	UTEP	54 45	
								100	A	Tulane	44 62	170	H	Charlotte	64 45	
												176	H	Louisiana Tech	49 66	
												180	H	Troy	73 57	
												200	H	Southern Miss.	53 61	
												216	H	North Texas	56 48	
												223	A	UNC Asheville	72 57	
												225	A	Fla. Atlantic	69 65	
												264	H	Lipscomb	72 48	
												289	N	Canisius	55 45	
												296	A	UTSA	62 47	
												300	H	Tennessee Tech	58 44	
												305	H	Coppin St.	69 39	
												308	A	FIU	63 59	
												326	A	Marshall	73 57	

LAST 12 Division I GAMES:																
				43	H	Western Ky.	60 76	200	H	Southern Miss.	53 61					
				308	A	FIU	63 59	216	H	North Texas	56 48					
				225	A	Fla. Atlantic	69 65	153	A	UTEP	54 45					
				176	H	Louisiana Tech	49 66	296	A	UTSA	62 47					
				170	H	Charlotte	64 45	68	H	UAB	51 59					
				326	A	Marshall	73 57	43	A	Western Ky.	43 57					

Non-Div I Games:

Middle Tenn.

Loss,
Non-Conf,
S Site,
H Home
A Away
N Neutral

Average RPI Win: 238	WON-LOST RECORD	WINNING PCT. RANK	LAST 10 GAMES	STRENGTH OF SCHEDULE	OPP. STRENGTH OF SCHEDULE	TEAM RPI	ADJ. RPI	CONF. RPI	ADJ CONF. RPI
Average RPI Loss: 88									
DIV. I ONLY	17- 9	85	6- 4	224	162	125	125	11	11
DIV. I NON-CONF.	9- 3	61	0- 0	287	197	119	119	15	15

TOTALS	RPI 1-25	RPI 26-50	W-L RECORDS	RPI 51-100	RPI 101-999	RPI 201+			
17- 9	0- 2	0- 1	OVERALL	1- 4	16- 2	11- 1			
7- 4	0- 1	0- 1	HOME	1- 1	6- 1	4- 1			
9- 4	0- 1	0- 0	AWAY	0- 2	9- 1	6- 0			
1- 1	0- 0	0- 0	NEUTRAL	0- 1	1- 0	1- 0			
9- 3	0- 0	0- 1	NON-CONFERENCE	0- 2	9- 0	6- 0			
3- 1	0- 0	0- 1	HOME	0- 0	3- 0	3- 0			
5- 1	0- 0	0- 0	AWAY	0- 1	5- 0	2- 0			
1- 1	0- 0	0- 0	NEUTRAL	0- 1	1- 0	1- 0			
8- 6	0- 2	0- 0	CONFERENCE	1- 2	7- 2	5- 1			
4- 3	0- 1	0- 0	HOME	1- 1	3- 1	1- 1			
4- 3	0- 1	0- 0	AWAY	0- 1	4- 1	4- 0			
0- 0	0- 0	0- 0	NEUTRAL	0- 0	0- 0	0- 0			

RPI 1-25				RPI 26-50				RPI 51-100				RPI 101+ Team's RPI: 125			
RPI	S	Opponent	Score	RPI	S	Opponent	Score	RPI	S	Opponent	Score	RPI	S	Opponent	Score
13	A	Green Bay	29 52	33	H	Marquette	68 83	59	N	Houston	59 74	101	A	Western Ill.	77 67
13	H	Green Bay	36 65					67	H	IUPUI	68 70	111	H	Cleveland St.	79 72
								86	A	Drake	73 77	181	A	Youngstown St.	85 86
								98	A	Wright St.	51 56	181	H	Youngstown St.	62 61
								98	H	Wright St.	59 53	188	A	Wisconsin	67 64
												192	A	Northwestern	66 57
												218	N	CSUN	58 50
												219	A	Oakland	74 62
												242	A	Northern Ky.	52 49
												242	H	Northern Ky.	57 60
												255	H	Illinois St.	61 59
												275	H	North Dakota St.	74 38
												309	H	Loyola Chicago	63 41
												318	A	Detroit Mercy	70 61
												330	A	Fort Wayne	60 48
												334	A	Ill.-Chicago	76 53
												334	H	Ill.-Chicago	59 44
												340	A	Chicago St.	84 59

LAST 12 Division I GAMES:															
181	A	Youngstown St.	85 86	318	A	Detroit Mercy	70 61								
13	H	Green Bay	36 65	219	A	Oakland	74 62								
242	H	Northern Ky.	57 60	334	A	Ill.-Chicago	76 53								
98	H	Wright St.	59 53	181	H	Youngstown St.	62 61								
334	H	Ill.-Chicago	59 44	111	H	Cleveland St.	79 72								
67	H	IUPUI	68 70	13	A	Green Bay	29 52								

Non-Div I Games:

Milwaukee

Average RPI	Win: 152	WON-LOST RECORD	WINNING PCT. RANK	LAST 10 GAMES	STRENGTH OF SCHEDULE	OPP. STRENGTH OF SCHEDULE	TEAM RPI	ADJ. RPI	CONF. RPI	ADJ CONF. RPI
Average RPI	Loss: 70									
DIV. I ONLY	20- 6	40	8- 2	123	39	39	39	3	3	
DIV. I NON-CONF.	11- 2	22	0- 0	300	85	76	76	4	4	

TOTALS	RPI 1-25	RPI 26-50	W-L RECORDS	RPI 51-100	RPI 101-999	RPI 201+				
20- 6	1- 3	2- 0	OVERALL	5- 1	12- 2	5- 1				
12- 1	1- 0	1- 0	HOME	2- 1	8- 0	4- 0				
7- 5	0- 3	1- 0	AWAY	2- 0	4- 2	1- 1				
1- 0	0- 0	0- 0	NEUTRAL	1- 0	0- 0	0- 0				
11- 2	0- 0	0- 0	NON-CONFERENCE	2- 0	9- 2	5- 1				
7- 0	0- 0	0- 0	HOME	0- 0	7- 0	4- 0				
3- 2	0- 0	0- 0	AWAY	1- 0	2- 2	1- 1				
1- 0	0- 0	0- 0	NEUTRAL	1- 0	0- 0	0- 0				
9- 4	1- 3	2- 0	CONFERENCE	3- 1	3- 0	0- 0				
5- 1	1- 0	1- 0	HOME	2- 1	1- 0	0- 0				
4- 3	0- 3	1- 0	AWAY	1- 0	2- 0	0- 0				
0- 0	0- 0	0- 0	NEUTRAL	0- 0	0- 0	0- 0				

RPI	S	Opponent	Score	RPI	S	Opponent	Score	Team's RPI: 39	RPI	S	Opponent	Score	RPI	S	Opponent	Score
7	A	Ohio St.	75 91	41	A	Purdue	78 74		60	H	Nebraska	74 79	106	A	North Carolina	83 88
17	A	Iowa	84 92	46	H	Mi chi gan	93 87		63	H	Mi chi gan St.	83 77	135	A	Georgetown	73 63
17	H	Iowa	77 72						81	A	Penn St.	91 71	154	H	Cal Poly	112 68
23	A	Rutgers	70 80						81	H	Penn St.	101 68	185	H	Lehigh	107 73
									92	A	UNLV	79 72	188	A	Wi sconsi n	71 61
									97	N	Wake Forest	93 81	188	H	Wi sconsi n	90 65
													192	A	Northwestern	90 63
													201	H	Boston College	78 68
													208	A	San Diego	69 72
													212	H	Xavier	74 62
													214	H	Eastern Mi ch.	80 56
													226	H	UC Ri versi de	101 75
													287	H	VCU	108 63
													331	A	Rhode Island	82 60

LAST 12 Di vi si on I GAMES:																
46	H	Mi chi gan	93 87	188	H	Wi sconsi n	90 65		23	A	Rutgers	70 80				
81	H	Penn St.	101 68						81	A	Penn St.	91 71				
41	A	Purdue	78 74						63	H	Mi chi gan St.	83 77				
17	A	Iowa	84 92						7	A	Ohio St.	75 91				
188	A	Wi sconsi n	71 61						60	H	Nebraska	74 79				
17	H	Iowa	77 72													

Non-Di v I Games:

Mi n n e s o t a

Average RPI	Win:	104	WON-LOST	WINNING	LAST 10	STRENGTH OF	OPP. STRENGTH	TEAM	ADJ.	CONF.	ADJ CONF.
Average RPI	Loss:	0	RECORD	PCT. RANK	GAMES	SCHEDULE	OF SCHEDULE	RPI	RPI	RPI	RPI
DIV. I ONLY		27- 0		1	10- 0	27	18	3	3	2	2
DIV. I NON-CONF.		14- 0		1	0- 0	41	36	4	4	2	2

TOTALS	RPI 1-25		RPI 26-50		W-L RECORDS	RPI 51-100		RPI 101-999		RPI 201+	
27- 0	5- 0		6- 0		OVERALL	4- 0		12- 0		3- 0	
14- 0	2- 0		2- 0		HOME	3- 0		7- 0		2- 0	
8- 0	2- 0		2- 0		AWAY	1- 0		3- 0		0- 0	
5- 0	1- 0		2- 0		NEUTRAL	0- 0		2- 0		1- 0	
14- 0	2- 0		4- 0		NON-CONFERENCE	2- 0		6- 0		3- 0	
8- 0	1- 0		2- 0		HOME	1- 0		4- 0		2- 0	
1- 0	0- 0		0- 0		AWAY	1- 0		0- 0		0- 0	
5- 0	1- 0		2- 0		NEUTRAL	0- 0		2- 0		1- 0	
13- 0	3- 0		2- 0		CONFERENCE	2- 0		6- 0		0- 0	
6- 0	1- 0		0- 0		HOME	2- 0		3- 0		0- 0	
7- 0	2- 0		2- 0		AWAY	0- 0		3- 0		0- 0	
0- 0	0- 0		0- 0		NEUTRAL	0- 0		0- 0		0- 0	

RPI	S	Opponent	Score	RPI	S	Opponent	Score	RPI	S	Opponent	Score	RPI	S	Opponent	Score
9	H	Oregon	90 79	27	A	LSU	83 70	83	H	Maine	83 43	104	H	Arkansas	111 69
10	A	Tennessee	71 52	28	A	Georgia	86 62	85	H	Alabama	75 61	119	H	Little Rock	86 48
13	N	Green Bay	67 46	30	H	Virginia	68 53	92	A	UNLV	103 63	129	A	Vanderbilt	95 50
15	H	South Carolina	67 53	32	N	Syracuse	76 65	95	H	Kentucky	74 55	141	A	Ole Miss	69 49
16	A	Missouri	57 53	35	N	Arizona St.	65 57					141	H	Ole Miss	76 45
				47	H	Oklahoma St.	79 76					160	A	Florida	98 50

LAST 12 Division I GAMES:															
129	A	Vanderbilt	95 50	160	H	Florida	90 53								
95	H	Kentucky	74 55	10	A	Tennessee	71 52								
160	A	Florida	98 50	85	H	Alabama	75 61								
15	H	South Carolina	67 53	141	H	Ole Miss	76 45								
16	A	Missouri	57 53	27	A	LSU	83 70								
141	A	Ole Miss	69 49	104	H	Arkansas	111 69								

Non-Div I Games:

Mississippi St.

Average RPI Win:	307	WON-LOST	WINNING	LAST 10	STRENGTH OF	OPP. STRENGTH	TEAM	ADJ.	CONF.	ADJ CONF.
Average RPI Loss:	207	RECORD	PCT. RANK	GAMES	SCHEDULE	OF SCHEDULE	RPI	RPI	RPI	RPI
DIV. I ONLY	2- 23	341	2- 8	251	335	337	337	32	32	
DIV. I NON-CONF.	0- 12	337	0- 0	74	174	296	296	32	32	

TOTALS	RPI 1-25	RPI 26-50	W-L RECORDS	RPI 51-100	RPI 101-999	RPI 201+				
2- 23	0- 1	0- 2	OVERALL	0- 3	2- 17	2- 13				
1- 7	0- 0	0- 0	HOME	0- 0	1- 7	1- 6				
1- 11	0- 0	0- 0	AWAY	0- 0	1- 1	1- 0				
0- 5	0- 0	0- 1	NEUTRAL	0- 2	0- 2	0- 2				
0- 12	0- 1	0- 2	NON-CONFERENCE	0- 3	0- 6	0- 4				
0- 1	0- 0	0- 0	HOME	0- 0	0- 1	0- 1				
0- 6	0- 1	0- 1	AWAY	0- 1	0- 3	0- 1				
0- 5	0- 0	0- 1	NEUTRAL	0- 2	0- 2	0- 2				
2- 11	0- 0	0- 0	CONFERENCE	0- 0	2- 11	2- 9				
1- 6	0- 0	0- 0	HOME	0- 0	1- 6	1- 5				
1- 5	0- 0	0- 0	AWAY	0- 0	1- 5	1- 4				
0- 0	0- 0	0- 0	NEUTRAL	0- 0	0- 0	0- 0				

RPI 1-25				RPI 26-50				RPI 51-100				RPI 101+				Team's RPI: 337
RPI	S	Opponent	Score	RPI	S	Opponent	Score	RPI	S	Opponent	Score	RPI	S	Opponent	Score	
3	A	Mississippi St.	36 112	40	N	Dayton	46 65	63	N	Michigan St.	64 83	143	A	Colorado	48 85	
				43	A	Western Ky.	48 87	68	A	UAB	72 87	186	A	Southern U.	58 66	
								86	N	Drake	60 96	186	H	Southern U.	54 70	
												200	A	Southern Miss.	69 84	
												233	A	Texas Southern	39 55	
												236	H	Grambling	62 64	
												245	H	Nicholls St.	57 62	
												265	A	Prairie View	73 78	
												283	N	Massachusetts	46 85	
												296	N	UTSA	55 68	
												298	A	Murray St.	63 64	
												302	A	Alabama St.	41 76	
												302	H	Alabama St.	62 70	
												304	A	Alcorn	62 61	
												304	H	Alcorn	70 76	
												310	H	Jackson St.	72 61	
												317	A	Alabama A&M	48 65	
												317	H	Alabama A&M	49 57	
												339	H	Ark. -Pine Bluff	59 64	

LAST 12 Division I GAMES:																
186	A	Southern U.	58 66	265	A	Prairie View	73 78									
304	A	Alcorn	62 61	233	A	Texas Southern	39 55									
317	H	Alabama A&M	49 57	186	H	Southern U.	54 70									
302	H	Alabama St.	62 70	304	H	Alcorn	70 76									
236	H	Grambling	62 64	317	A	Alabama A&M	48 65									
310	H	Jackson St.	72 61	302	A	Alabama St.	41 76									

Non-Div I Games:

Mississippi Val.

Average RPI Win:	124	WON-LOST	WINNING	LAST 10	STRENGTH OF	OPP. STRENGTH	TEAM	ADJ.	CONF.	ADJ CONF.
Average RPI Loss:	23	RECORD	PCT. RANK	GAMES	SCHEDULE	OF SCHEDULE	RPI	RPI	RPI	RPI
DIV. I ONLY	21- 5	25	7- 3	35	23	16	16	2	2	
DIV. I NON-CONF.	12- 1	6	0- 0	81	39	15	15	2	2	

TOTALS	RPI 1-25	RPI 26-50	W-L RECORDS	RPI 51-100	RPI 101-999	RPI 201+				
21- 5	1- 2	1- 3	OVERALL	6- 0	13- 0	4- 0				
10- 2	1- 1	0- 1	HOME	3- 0	6- 0	2- 0				
7- 2	0- 1	1- 1	AWAY	1- 0	5- 0	0- 0				
4- 1	0- 0	0- 1	NEUTRAL	2- 0	2- 0	2- 0				
12- 1	0- 0	1- 1	NON-CONFERENCE	4- 0	7- 0	4- 0				
6- 0	0- 0	0- 0	HOME	2- 0	4- 0	2- 0				
2- 0	0- 0	1- 0	AWAY	0- 0	1- 0	0- 0				
4- 1	0- 0	0- 1	NEUTRAL	2- 0	2- 0	2- 0				
9- 4	1- 2	0- 2	CONFERENCE	2- 0	6- 0	0- 0				
4- 2	1- 1	0- 1	HOME	1- 0	2- 0	0- 0				
5- 2	0- 1	0- 1	AWAY	1- 0	4- 0	0- 0				
0- 0	0- 0	0- 0	NEUTRAL	0- 0	0- 0	0- 0				

RPI	S	Opponent	Score	RPI	S	Opponent	Score	RPI	S	Opponent	Score	RPI	S	Opponent	Score
3	H	Mississippi St.	53 57	27	H	LSU	65 69	53	N	Quinnipiac	66 51	103	A	Auburn	59 51
15	A	South Carolina	54 64	28	A	Georgia	50 62	66	N	Indiana	75 55	104	A	Arkansas	84 58
15	H	South Carolina	83 74	38	A	California	55 52	84	H	Kansas St.	73 59	104	H	Arkansas	88 54
				43	N	Western Ky.	76 79	85	A	Alabama	62 56	107	A	Missouri St.	69 59
								95	H	Kentucky	83 78	108	H	Saint Louis	70 58
								98	H	Wright St.	82 80	129	A	Vanderbilt	81 70
												141	A	Ole Miss	67 48
												148	H	SIUE	78 48
												160	H	Florida	66 64
												212	N	Xavier	74 48
												213	H	Illinois	72 55
												227	H	New Orleans	81 45
												305	N	Coppin St.	73 50

LAST 12 Division I GAMES:															
103	A	Auburn	59 51	28	A	Georgia	50 62	104	H	Arkansas	88 54				
104	A	Arkansas	84 58					141	A	Ole Miss	67 48				
95	H	Kentucky	83 78					129	A	Vanderbilt	81 70				
160	H	Florida	66 64					15	H	South Carolina	83 74				
3	H	Mississippi St.	53 57					27	H	LSU	65 69				
15	A	South Carolina	54 64												

Non-Div I Games:

Missouri

Average RPI Win:	234	WON-LOST	WINNING	LAST 10	STRENGTH OF	OPP. STRENGTH	TEAM	ADJ.	CONF.	ADJ CONF.
Average RPI Loss:	82	RECORD	PCT. RANK	GAMES	SCHEDULE	OF SCHEDULE	RPI	RPI	RPI	RPI
DIV. I ONLY	13- 10	139	8- 2	109	180	107	107	24	24	
DIV. I NON-CONF.	3- 7	254	0- 0	20	37	161	161	22	22	

TOTALS	RPI 1-25	RPI 26-50	W-L RECORDS	RPI 51-100	RPI 101-999	RPI 201+				
13- 10	0- 2	0- 1	OVERALL	0- 4	13- 3	8- 0				
8- 2	0- 1	0- 0	HOME	0- 1	8- 0	4- 0				
5- 6	0- 0	0- 1	AWAY	0- 2	5- 3	4- 0				
0- 2	0- 1	0- 0	NEUTRAL	0- 1	0- 0	0- 0				
3- 7	0- 2	0- 1	NON-CONFERENCE	0- 2	3- 2	0- 0				
3- 1	0- 1	0- 0	HOME	0- 0	3- 0	0- 0				
0- 4	0- 0	0- 1	AWAY	0- 1	0- 2	0- 0				
0- 2	0- 1	0- 0	NEUTRAL	0- 1	0- 0	0- 0				
10- 3	0- 0	0- 0	CONFERENCE	0- 2	10- 1	8- 0				
5- 1	0- 0	0- 0	HOME	0- 1	5- 0	4- 0				
5- 2	0- 0	0- 0	AWAY	0- 1	5- 1	4- 0				
0- 0	0- 0	0- 0	NEUTRAL	0- 0	0- 0	0- 0				

RPI 1-25				RPI 26-50				RPI 51-100				RPI 101+ Team's RPI: 107			
RPI	S	Opponent	Score	RPI	S	Opponent	Score	RPI	S	Opponent	Score	RPI	S	Opponent	Score
5	N	Baylor	58 100	42	A	Bal l St.	58 70	71	N	Penn	60 65	119	A	Little Rock	51 63
16	H	Missouri	59 69					85	A	Al abama	61 65	142	A	UNI	57 52
								86	A	Drake	65 84	142	H	UNI	62 52
								86	H	Drake	68 80	151	A	Wi chi ta St.	58 72
												151	H	Wi chi ta St.	94 71
												161	A	Southern Ill.	69 71
												192	H	Northwestern	90 59
												196	H	Oral Roberts	76 66
												250	A	Bradley	71 65
												250	H	Bradley	74 54
												255	A	Illinoi s St.	56 50
												255	H	Illinoi s St.	75 58
												269	A	Indi ana St.	77 63
												285	H	Val parai so	83 60
												309	H	Loyol a Chi cago	75 36
												349	A	Evansvi lle	95 65

LAST 12 Division I GAMES:															
255	H	Illinoi s St.	75 58	285	H	Val parai so	83 60	250	A	Bradley	71 65				
250	H	Bradley	74 54	255	A	Illinoi s St.	56 50								
86	A	Drake	65 84					142	H	UNI	62 52				
142	A	UNI	57 52					86	H	Drake	68 80				
161	A	Southern Ill.	69 71	349	A	Evansvi lle	95 65								
309	H	Loyol a Chi cago	75 36												

Non-Div I Games: Central Mo. 62 36

Missouri St.

0- 0				0- 0				NEUTRAL				0- 0				0- 0			
RPI 1-25				RPI 26-50				RPI 51-100				RPI 101+				Team's RPI: 292			
RPI	S	Opponent	Score	RPI	S	Opponent	Score	RPI	S	Opponent	Score	RPI	S	Opponent	Score				
								53	H	Quinnipiac	55	76	137	A	Clemson	54	57		
								72	H	Virginia Tech	34	84	145	A	Robert Morris	38	56		
								78	A	Navy	49	73	158	A	Marist	46	69		
								80	H	Albany (NY)	44	68	158	H	Marist	57	85		
								90	A	Jacksonville	65	74	185	H	Lehigh	57	75		
								96	H	George Washington	45	59	189	A	Siena	41	44		
													229	N	North Florida	67	57		
													244	H	Niagara	65	63		
													257	A	Manhattan	53	63		
													257	H	Manhattan	63	59		
													258	A	Fairfield	55	61		
													274	H	Rider	63	56		
													276	A	Fairleigh Dickinson	61	78		
													288	H	Sacred Heart	69	64		
													289	H	Canisius	48	60		
													336	A	Iona	62	56		
													336	H	Iona	68	56		
													348	A	Saint Peter's	47	67		
													348	H	Saint Peter's	51	44		
LAST 12 Division I GAMES:																			
				257	H	Manhattan	63	59	348	A	Saint Peter's	47	67						
				244	H	Niagara	65	63	336	H	Iona	68	56						
				158	H	Marist	57	85	289	H	Canisius	48	60						
				189	A	Siena	41	44	53	H	Quinnipiac	55	76						
				274	H	Rider	63	56	336	A	Iona	62	56						
				257	A	Manhattan	53	63	348	H	Saint Peter's	51	44						

Non-Div I Games:

Average RPI	Win: 251	WON-LOST	WINNING	LAST 10	STRENGTH OF	OPP. STRENGTH	TEAM	ADJ.	CONF.	ADJ CONF.
Average RPI	Loss: 134	RECORD	PCT. RANK	GAMES	SCHEDULE	OF SCHEDULE	RPI	RPI	RPI	RPI
DIV. I ONLY	11- 13	200	5- 5	279	134	245	245	19	19	
DIV. I NON-CONF.	3- 7	254	0- 0	142	227	269	269	13	13	

TOTALS	RPI 1-25	RPI 26-50	W-L RECORDS	RPI 51-100	RPI 101-999	RPI 201+				
11- 13	0- 0	0- 4	OVERALL	0- 2	11- 7	7- 4				
8- 5	0- 0	0- 2	HOME	0- 1	8- 2	5- 1				
3- 6	0- 0	0- 1	AWAY	0- 1	3- 4	2- 2				
0- 2	0- 0	0- 1	NEUTRAL	0- 0	0- 1	0- 1				
3- 7	0- 0	0- 2	NON-CONFERENCE	0- 2	3- 3	2- 2				
3- 3	0- 0	0- 1	HOME	0- 1	3- 1	2- 1				
0- 2	0- 0	0- 0	AWAY	0- 1	0- 1	0- 0				
0- 2	0- 0	0- 1	NEUTRAL	0- 0	0- 1	0- 1				
8- 6	0- 0	0- 2	CONFERENCE	0- 0	8- 4	5- 2				
5- 2	0- 0	0- 1	HOME	0- 0	5- 1	3- 0				
3- 4	0- 0	0- 1	AWAY	0- 0	3- 3	2- 2				
0- 0	0- 0	0- 0	NEUTRAL	0- 0	0- 0	0- 0				

RPI 1-25				RPI 26-50				RPI 51-100				RPI 101+				Team's RPI: 245	
RPI	S	Opponent	Score	RPI	S	Opponent	Score	RPI	S	Opponent	Score	RPI	S	Opponent	Score		
				33	N	Marquette	68 87	73	A	Wyoming	62 67	121	A	Portland St.	53 70		
				34	A	Northern Colo.	50 68	95	H	Kentucky	54 71	121	H	Portland St.	69 53		
				34	H	Northern Colo.	58 64					122	H	SFA	60 52		
				44	H	Gonzaga	55 70					147	A	Fresno St.	58 61		
												162	A	North Dakota	54 43		
												162	H	North Dakota	53 51		
												163	H	Eastern Wash.	72 75		
												221	H	Seattle U	64 78		
												241	A	Montana St.	64 81		
												269	N	Indiana St.	45 57		
												272	A	Sacramento St.	64 79		
												272	H	Sacramento St.	68 59		
												315	A	Northern Ariz.	69 52		
												315	H	Northern Ariz.	70 62		
												316	H	Cal St. Fullerton	68 47		
												319	H	Long Beach St.	67 60		
												327	A	Southern Utah	74 65		
												327	H	Southern Utah	81 71		
LAST 12 Division I GAMES:																	
				163	H	Eastern Wash.	72 75	327	A	Southern Utah	74 65						
				272	A	Sacramento St.	64 79	241	A	Montana St.	64 81						
				121	A	Portland St.	53 70	121	H	Portland St.	69 53						
				162	H	North Dakota	53 51	272	H	Sacramento St.	68 59						
				34	H	Northern Colo.	58 64	34	A	Northern Colo.	50 68						
				315	A	Northern Ariz.	69 52	162	A	North Dakota	54 43						

Non-Div I Games: Rocky Mountain 54 38

Montana

Average RPI Win:	252	WON-LOST	WINNING	LAST 10	STRENGTH OF	OPP. STRENGTH	TEAM	ADJ.	CONF.	ADJ CONF.
Average RPI Loss:	146	RECORD	PCT. RANK	GAMES	SCHEDULE	OF SCHEDULE	RPI	RPI	RPI	RPI
DIV. I ONLY	11- 12	196	5- 5	322	121	241	241	19	19	
DIV. I NON-CONF.	4- 5	202	0- 0	239	205	196	196	13	13	

TOTALS	RPI 1-25	RPI 26-50	W-L RECORDS	RPI 51-100	RPI 101-999	RPI 201+				
11- 12	0- 0	0- 3	OVERALL	1- 0	10- 9	8- 4				
7- 3	0- 0	0- 1	HOME	1- 0	6- 2	4- 0				
3- 8	0- 0	0- 2	AWAY	0- 0	3- 6	3- 3				
1- 1	0- 0	0- 0	NEUTRAL	0- 0	1- 1	1- 1				
4- 5	0- 0	0- 1	NON-CONFERENCE	1- 0	3- 4	2- 3				
2- 0	0- 0	0- 0	HOME	1- 0	1- 0	0- 0				
1- 4	0- 0	0- 1	AWAY	0- 0	1- 3	1- 2				
1- 1	0- 0	0- 0	NEUTRAL	0- 0	1- 1	1- 1				
7- 7	0- 0	0- 2	CONFERENCE	0- 0	7- 5	6- 1				
5- 3	0- 0	0- 1	HOME	0- 0	5- 2	4- 0				
2- 4	0- 0	0- 1	AWAY	0- 0	2- 3	2- 1				
0- 0	0- 0	0- 0	NEUTRAL	0- 0	0- 0	0- 0				

RPI	S	Opponent	Score	RPI	S	Opponent	Score	RPI	S	Opponent	Score	RPI	S	Opponent	Score
34	A	Northern Colo.	69 82	34	H	Northern Colo.	63 78	50	A	Southern Cal i forni a	47 98	73	H	Wyomi ng	50 46
121	A	Portland St.	53 62	121	H	Portland St.	60 69	122	H	SFA	59 54	128	A	BYU	54 75
134	H	Idaho	77 95	162	A	North Dakota	70 79	162	H	North Dakota	72 56	202	N	Nevada	53 67
238	A	Omaha	53 64	245	H	Montana	81 64	254	A	Hawai i	75 81	272	A	Sacramento St.	77 88
272	H	Sacramento St.	85 50	295	N	Utah St.	64 52	315	A	Northern Ariz.	78 56	315	H	Northern Ariz.	81 39
319	A	Long Beach St.	62 51	327	A	Southern Utah	63 57	327	H	Southern Utah	91 71				
LAST 12 Divi si on I GAMES:															
134	H	Idaho	77 95	315	A	Northern Ariz.	78 56	245	H	Montana	81 64	272	H	Sacramento St.	85 50
121	A	Portland St.	53 62	121	H	Portland St.	60 69	162	A	North Dakota	70 79	34	A	Northern Colo.	69 82
272	A	Sacramento St.	77 88												
34	H	Northern Colo.	63 78												
162	H	North Dakota	72 56												
327	A	Southern Utah	63 57												

Non-Div I Games: Mont. St. Billings 67 47 Providence (MT) 66 31

Montana St.

Average RPI Win: 278		WON-LOST RECORD	WINNING PCT. RANK	LAST 10 GAMES	STRENGTH OF SCHEDULE	OPP. STRENGTH OF SCHEDULE	TEAM RPI	ADJ. RPI	CONF. RPI	ADJ. CONF. RPI
Average RPI Loss: 168										
DIV. I ONLY		17- 9	85	7- 3	340	278	209	209	25	25
DIV. I NON-CONF.		7- 4	102	0- 0	334	279	218	218	27	27
TOTALS		RPI 1-25	RPI 26-50	W-L RECORDS		RPI 51-100	RPI 101-999	RPI 201+		
17- 9	0- 0		0- 0	OVERALL		0- 3	17- 6	15- 3		
6- 5	0- 0		0- 0	HOME		0- 1	6- 4	5- 2		
11- 4	0- 0		0- 0	AWAY		0- 0	11- 0	10- 0		
0- 0	0- 0		0- 0	NEUTRAL		0- 0	0- 0	0- 0		
7- 4	0- 0		0- 0	NON-CONFERENCE		0- 2	7- 2	6- 2		
2- 2	0- 0		0- 0	HOME		0- 0	2- 2	1- 2		
5- 2	0- 0		0- 0	AWAY		0- 2	5- 0	5- 0		
0- 0	0- 0		0- 0	NEUTRAL		0- 0	0- 0	0- 0		
10- 5	0- 0		0- 0	CONFERENCE		0- 1	10- 4	9- 1		
4- 3	0- 0		0- 0	HOME		0- 1	4- 2	4- 0		
6- 2	0- 0		0- 0	AWAY		0- 0	6- 2	5- 1		
0- 0	0- 0		0- 0	NEUTRAL		0- 0	0- 0	0- 0		

RPI 1-25				RPI 26-50				RPI 51-100				RPI 101+				Team's RPI: 209	
RPI	S	Opponent	Score	RPI	S	Opponent	Score	RPI	S	Opponent	Score	RPI	S	Opponent	Score		
								54	A	West Virginia	56 66	148	H	SIUE	51 66		
								76	H	Belmont	62 83	161	H	Southern Ill.	85 81		
								95	A	Kentucky	53 86	183	A	UT Martin	81 76		
												197	A	Jacksonville St.	64 70		
												197	H	Jacksonville St.	65 67		
												224	H	Gardner-Webb	60 68		
												228	A	Southeast Mo. St.	59 56		
												228	H	Southeast Mo. St.	60 58		
												229	H	North Florida	56 61		
												237	A	Austin Peay	66 59		
												264	A	Lipscomb	75 55		
												267	A	St. Francis Brooklyn	73 59		
												272	H	Sacramento St.	75 71		
												289	A	Canisius	76 52		
												293	A	Eastern Ky.	56 59		
												298	A	Murray St.	82 80		
												300	A	Tennessee Tech	74 67		
												300	H	Tennessee Tech	53 51		
												332	A	Tennessee St.	71 69		
												332	H	Tennessee St.	97 81		
												340	A	Chicago St.	79 40		
												346	H	Eastern Ill.	89 81		
												349	A	Evansville	82 75		
LAST 12 Division I GAMES:																	
				332	A	Tennessee St.	71 69	298	A	Murray St.	82 80						
				293	A	Eastern Ky.	56 59	300	H	Tennessee Tech	53 51						
				228	H	Southeast Mo. St.	60 58	197	H	Jacksonville St.	65 67						
				76	H	Belmont	62 83	183	A	UT Martin	81 76						
				332	H	Tennessee St.	97 81	228	A	Southeast Mo. St.	59 56						
				237	A	Austin Peay	66 59	148	H	SIUE	51 66						

Non-Div I Games:	Brescia	120	41	Ky. Christian	115	39
------------------	---------	-----	----	---------------	-----	----

Morehead St.

■ Loss, ■ Non-Conf, S Site, H Home A Away N Neutral

Average RPI Win: 311
Average RPI Loss: 184

WON-LOST
RECORD

WINNING
PCT. RANK

LAST 10
GAMES

STRENGTH OF
SCHEDULE

OPP. STRENGTH
OF SCHEDULE

TEAM
RPI

ADJ.
RPI

CONF.
RPI

ADJ CONF.
RPI

DIV. I ONLY	12- 11	162	5- 5	346	308	261	261	30	30
DIV. I NON-CONF.	5- 6	187	0- 0	263	194	201	201	30	30
<hr/>									
TOTALS	RPI 1-25	RPI 26-50	W-L RECORDS	RPI 51-100	RPI 101-999	RPI 201+			
12- 11	0- 1	0- 2	OVERALL	0- 1	12- 7	12- 6			
7- 2	0- 0	0- 0	HOME	0- 0	7- 2	7- 2			
5- 8	0- 0	0- 0	AWAY	0- 0	5- 0	5- 0			
0- 1	0- 1	0- 0	NEUTRAL	0- 0	0- 0	0- 0			
5- 6	0- 1	0- 2	NON-CONFERENCE	0- 1	5- 2	5- 1			
3- 0	0- 0	0- 0	HOME	0- 0	3- 0	3- 0			
2- 5	0- 0	0- 2	AWAY	0- 1	2- 2	2- 1			
0- 1	0- 1	0- 0	NEUTRAL	0- 0	0- 0	0- 0			
7- 5	0- 0	0- 0	CONFERENCE	0- 0	7- 5	7- 5			
4- 2	0- 0	0- 0	HOME	0- 0	4- 2	4- 2			
3- 3	0- 0	0- 0	AWAY	0- 0	3- 3	3- 3			
0- 0	0- 0	0- 0	NEUTRAL	0- 0	0- 0	0- 0			

RPI 1-25				RPI 26-50				RPI 51-100				RPI 101+ Team's RPI: 261			
RPI	S	Opponent	Score	RPI	S	Opponent	Score	RPI	S	Opponent	Score	RPI	S	Opponent	Score
17	N	Iowa	46 90	32	A	Syracuse	68 95	54	A	West Virginia	41 84	113	A	Colorado St.	44 60
				40	A	Dayton	52 88					203	A	Norfolk St.	55 53
												217	A	N. C. A&T	60 67
												252	H	Howard	61 68
												273	H	Mt. St. Mary's	75 67
												279	H	UMES	63 50
												291	A	Central Conn. St.	61 41
												305	A	Coppin St.	53 55
												308	H	FIU	62 51
												314	H	South Carolina St.	65 55
												326	A	Marshall	68 73
												329	H	Delaware St.	54 62
												335	A	N. C. Central	57 60
												342	A	Savannah St.	70 41
												342	H	Savannah St.	73 67
												343	A	Florida A&M	59 44
												343	H	Florida A&M	61 56
												344	H	NJIT	55 43
												345	A	UMass Lowell	65 59
<hr/>															
LAST 12 Division I GAMES:															
				343	A	Florida A&M	59 44	305	A	Coppin St.	53 55				
				342	A	Savannah St.	70 41	335	A	N. C. Central	57 60				
				252	H	Howard	61 68	217	A	N. C. A&T	60 67				
				203	A	Norfolk St.	55 53	342	H	Savannah St.	73 67				
				314	H	South Carolina St.	65 55	343	H	Florida A&M	61 56				
				329	H	Delaware St.	54 62	279	H	UMES	63 50				

Non-Div I Games: Cheyney 123 53 Lincoln (PA) 60 41

Morgan St.

Loss, Non-Conf, S Site, H Home A Away N Neutral

Average RPI Win:	281	WON-LOST	WINNING	LAST 10	STRENGTH OF	OPP. STRENGTH	TEAM	ADJ.	CONF.	ADJ CONF.
Average RPI Loss:	212	RECORD	PCT. RANK	GAMES	SCHEDULE	OF SCHEDULE	RPI	RPI	RPI	RPI
DIV. I ONLY	8- 16	259	3- 7	270	329	273	273	29	29	
DIV. I NON-CONF.	3- 8	268	0- 0	215	236	258	258	29	29	

TOTALS	RPI 1-25	RPI 26-50	W-L RECORDS	RPI 51-100	RPI 101-999	RPI 201+				
8- 16	0- 2	0- 0	OVERALL	0- 0	8- 14	8- 11				
4- 5	0- 0	0- 0	HOME	0- 0	4- 5	4- 4				
4- 11	0- 0	0- 0	AWAY	0- 0	4- 0	4- 0				
0- 0	0- 0	0- 0	NEUTRAL	0- 0	0- 0	0- 0				
3- 8	0- 2	0- 0	NON-CONFERENCE	0- 0	3- 6	3- 5				
2- 1	0- 0	0- 0	HOME	0- 0	2- 1	2- 1				
1- 7	0- 2	0- 0	AWAY	0- 0	1- 5	1- 4				
0- 0	0- 0	0- 0	NEUTRAL	0- 0	0- 0	0- 0				
5- 8	0- 0	0- 0	CONFERENCE	0- 0	5- 8	5- 6				
2- 4	0- 0	0- 0	HOME	0- 0	2- 4	2- 3				
3- 4	0- 0	0- 0	AWAY	0- 0	3- 4	3- 3				
0- 0	0- 0	0- 0	NEUTRAL	0- 0	0- 0	0- 0				

RPI 1-25				RPI 26-50				RPI 51-100				RPI 101+ Team's RPI: 273			
RPI	S	Opponent	Score	RPI	S	Opponent	Score	RPI	S	Opponent	Score	RPI	S	Opponent	Score
2	A	Notre Dame	65 121									112	A	Saint Francis (PA)	88 92
19	A	Maryland	57 97									145	H	Robert Morris	68 77
												185	A	Lehigh	71 75
												212	A	Xavier	45 66
												224	H	Gardner-Webb	67 75
												235	H	Loyola Maryland	71 63
												258	A	Fairfield	65 76
												261	A	Morgan St.	67 75
												267	A	St. Francis Brooklyn	73 82
												267	H	St. Francis Brooklyn	56 75
												274	H	Rider	82 78
												276	A	Fairleigh Dickinson	55 53
												276	H	Fairleigh Dickinson	55 52
												279	A	UMES	66 63
												281	A	LIU Brooklyn	48 53
												281	H	LIU Brooklyn	59 61
												288	A	Sacred Heart	44 56
												288	H	Sacred Heart	52 82
												291	A	Central Conn. St.	68 56
												294	A	Bryant	68 63
												305	A	Coppin St.	54 68
												325	H	Wagner	79 56

LAST 12 Division I GAMES:															
288	A	Sacred Heart	44 56	112	A	Saint Francis (PA)	88 92								
276	A	Fairleigh Dickinson	55 53	281	A	LIU Brooklyn	48 53								
267	H	St. Francis Brooklyn	56 75	267	A	St. Francis Brooklyn	73 82								
281	H	LIU Brooklyn	59 61	276	H	Fairleigh Dickinson	55 52								
325	H	Wagner	79 56	288	H	Sacred Heart	52 82								
145	H	Robert Morris	68 77	294	A	Bryant	68 63								

Non-Div I Games:

Mt. St. Mary's

Average RPI Win:	290	WON-LOST	WINNING	LAST 10	STRENGTH OF	OPP. STRENGTH	TEAM	ADJ.	CONF.	ADJ CONF.
Average RPI Loss:	180	RECORD	PCT. RANK	GAMES	SCHEDULE	OF SCHEDULE	RPI	RPI	RPI	RPI
DIV. I ONLY	8- 17	268	4- 6	302	274	298	298	25	25	
DIV. I NON-CONF.	3- 7	254	0- 0	315	244	306	306	27	27	

TOTALS	RPI 1-25	RPI 26-50	W-L RECORDS	RPI 51-100	RPI 101-999	RPI 201+				
8- 17	0- 1	0- 0	OVERALL	0- 2	8- 14	8- 6				
5- 7	0- 0	0- 0	HOME	0- 0	5- 7	5- 2				
3- 10	0- 1	0- 0	AWAY	0- 2	3- 7	3- 4				
0- 0	0- 0	0- 0	NEUTRAL	0- 0	0- 0	0- 0				
3- 7	0- 1	0- 0	NON-CONFERENCE	0- 1	3- 5	3- 3				
2- 2	0- 0	0- 0	HOME	0- 0	2- 2	2- 0				
1- 5	0- 1	0- 0	AWAY	0- 1	1- 3	1- 3				
0- 0	0- 0	0- 0	NEUTRAL	0- 0	0- 0	0- 0				
5- 10	0- 0	0- 0	CONFERENCE	0- 1	5- 9	5- 3				
3- 5	0- 0	0- 0	HOME	0- 0	3- 5	3- 2				
2- 5	0- 0	0- 0	AWAY	0- 1	2- 4	2- 1				
0- 0	0- 0	0- 0	NEUTRAL	0- 0	0- 0	0- 0				

RPI 1-25				RPI 26-50				RPI 51-100				RPI 101+ Team's RPI: 298			
RPI	S	Opponent	Score	RPI	S	Opponent	Score	RPI	S	Opponent	Score	RPI	S	Opponent	Score
4	A	Louisville	51 115					76	A	Belmont	65 70	109	H	Butler	59 88
								85	A	Alabama	47 68	131	H	ETSU	68 96
												148	A	SIUE	68 77
												148	H	SIUE	70 75
												183	A	UT Martin	67 85
												183	H	UT Martin	80 97
												197	A	Jacksonville St.	65 97
												197	H	Jacksonville St.	55 59
												209	H	Morehead St.	80 82
												228	A	Southeast Mo. St.	70 80
												228	H	Southeast Mo. St.	74 85
												230	A	UNCG	63 52
												237	H	Austin Peay	91 65
												242	H	Northern Ky.	98 87
												264	A	Lipscomb	64 65
												293	H	Eastern Ky.	75 68
												300	A	Tennessee Tech	72 63
												317	A	Alabama A&M	54 71
												332	A	Tennessee St.	85 73
												337	H	Mississippi Val.	64 63
												346	H	Eastern Ill.	72 61
												349	A	Evansville	81 89

LAST 12 Division I GAMES:															
197	H	Jacksonville St.	55 59	209	H	Morehead St.	80 82								
148	A	SIUE	68 77	332	A	Tennessee St.	85 73								
237	H	Austin Peay	91 65	76	A	Belmont	65 70								
183	A	UT Martin	67 85	300	A	Tennessee Tech	72 63								
228	A	Southeast Mo. St.	70 80	197	A	Jacksonville St.	65 97								
293	H	Eastern Ky.	75 68	183	H	UT Martin	80 97								

Non-Div I Games: Bethel (TN) 81 76

Murray St.

Average RPI Win:	295	WON-LOST	WINNING	LAST 10	STRENGTH OF	OPP. STRENGTH	TEAM	ADJ.	CONF.	ADJ CONF.
Average RPI Loss:	98	RECORD	PCT. RANK	GAMES	SCHEDULE	OF SCHEDULE	RPI	RPI	RPI	RPI
DIV. I ONLY	13- 8	104	9- 1	326	232	217	217	30	30	
DIV. I NON-CONF.	3- 7	254	0- 0	189	55	270	270	30	30	

TOTALS	RPI 1-25	RPI 26-50	W-L RECORDS	RPI 51-100	RPI 101-999	RPI 201+				
13- 8	0- 0	0- 1	OVERALL	0- 4	13- 3	13- 0				
8- 3	0- 0	0- 1	HOME	0- 1	8- 1	8- 0				
5- 3	0- 0	0- 0	AWAY	0- 1	5- 2	5- 0				
0- 2	0- 0	0- 0	NEUTRAL	0- 2	0- 0	0- 0				
3- 7	0- 0	0- 1	NON-CONFERENCE	0- 4	3- 2	3- 0				
3- 2	0- 0	0- 1	HOME	0- 1	3- 0	3- 0				
0- 3	0- 0	0- 0	AWAY	0- 1	0- 2	0- 0				
0- 2	0- 0	0- 0	NEUTRAL	0- 2	0- 0	0- 0				
10- 1	0- 0	0- 0	CONFERENCE	0- 0	10- 1	10- 0				
5- 1	0- 0	0- 0	HOME	0- 0	5- 1	5- 0				
5- 0	0- 0	0- 0	AWAY	0- 0	5- 0	5- 0				
0- 0	0- 0	0- 0	NEUTRAL	0- 0	0- 0	0- 0				

RPI 1-25	RPI 26-50	RPI 51-100	RPI 101+	Team's RPI: 217
RPI S Opponent Score	RPI S Opponent Score	RPI S Opponent Score	RPI S Opponent Score	
	28 H Georgi a 63 73	56 H El on 59 90	103 A Auburn 53 63	
		57 N Duquesne 60 73	183 A UT Martin 63 76	
		79 N Harvard 60 64	199 H Hampton 51 63	
		82 A Ohi o 65 72	203 H Norfolk St. 53 51	
			252 A Howard 76 68	
			260 H Appal achian St. 81 56	
			261 H Morgan St. 67 60	
			279 A UMES 57 45	
			303 H Western Caro. 68 59	
			305 H Coppin St. 64 63	
			314 A South Carolina St. 74 54	
			320 H Ga. Southern 60 49	
			329 A Delaware St. 66 48	
			329 H Delaware St. 75 55	
			335 H N. C. Central 67 54	
			342 A Savannah St. 69 44	
LAST 12 Division I GAMES:				
	342 A Savannah St. 69 44	252 A Howard 76 68		
	314 A South Carolina St. 74 54	279 A UMES 57 45		
	199 H Hampton 51 63	305 H Coppin St. 64 63		
	329 H Delaware St. 75 55	261 H Morgan St. 67 60		
	203 H Norfolk St. 53 51	329 A Delaware St. 66 48		
	335 H N. C. Central 67 54	82 A Ohi o 65 72		

Non-Div I Games: Saint Augustine's 94 42 St. Andrews 90 40

N. C. A&T

Average RPI Win:	314	WON-LOST	WINNING	LAST 10	STRENGTH OF	OPP. STRENGTH	TEAM	ADJ.	CONF.	ADJ CONF.
Average RPI Loss:	211	RECORD	PCT. RANK	GAMES	SCHEDULE	OF SCHEDULE	RPI	RPI	RPI	RPI
DIV. I ONLY	5- 18	307	3- 7	315	328	335	335	30	30	
DIV. I NON-CONF.	1- 11	331	0- 1	282	298	343	343	30	30	

TOTALS	RPI 1-25	RPI 26-50	W-L RECORDS	RPI 51-100	RPI 101-999	RPI 201+				
5- 18	0- 0	0- 1	OVERALL	0- 1	5- 16	5- 12				
4- 4	0- 0	0- 1	HOME	0- 0	4- 3	4- 2				
1- 14	0- 0	0- 0	AWAY	0- 1	1- 13	1- 10				
0- 0	0- 0	0- 0	NEUTRAL	0- 0	0- 0	0- 0				
1- 11	0- 0	0- 1	NON-CONFERENCE	0- 1	1- 9	1- 7				
1- 2	0- 0	0- 1	HOME	0- 0	1- 1	1- 1				
0- 9	0- 0	0- 0	AWAY	0- 1	0- 8	0- 6				
0- 0	0- 0	0- 0	NEUTRAL	0- 0	0- 0	0- 0				
4- 7	0- 0	0- 0	CONFERENCE	0- 0	4- 7	4- 5				
3- 2	0- 0	0- 0	HOME	0- 0	3- 2	3- 1				
1- 5	0- 0	0- 0	AWAY	0- 0	1- 5	1- 4				
0- 0	0- 0	0- 0	NEUTRAL	0- 0	0- 0	0- 0				

RPI 1-25	RPI 26-50	RPI 51-100	RPI 101+	Team's RPI: 335
RPI S Opponent Score	RPI S Opponent Score	RPI S Opponent Score	RPI S Opponent Score	RPI S Opponent Score
	49 Oregon St. 44 97	56 Elon 50 78	102 Iowa St. 58 99	
			113 Colorado St. 48 85	
			126 Bethune-Cookman 47 57	
			199 Hampton 53 62	
			203 Norfolk St. 60 75	
			204 East Carolina 61 73	
			217 N. C. A&T 54 67	
			249 Campbell 51 58	
			252 Howard 54 69	
			261 Morgan St. 60 57	
			266 Coastal Caro. 65 68	
			277 Presbyterian 60 69	
			279 UMES 73 84	
			282 UNCW 63 89	
			284 USC Upstate 61 66	
			299 Wofford 56 77	
			305 Coppin St. 60 52	
			329 Delaware St. 74 67	
			329 Delaware St. 76 60	
			343 Florida A&M 81 84	
			347 Longwood 87 75	
LAST 12 Division I GAMES:				
	126 Bethune-Cookman 47 57	252 Howard 54 69		
	343 Florida A&M 81 84	261 Morgan St. 60 57		
	329 Delaware St. 76 60	305 Coppin St. 60 52		
	199 Hampton 53 62	203 Norfolk St. 60 75		
	217 N. C. A&T 54 67	329 Delaware St. 74 67		
	279 UMES 73 84	284 USC Upstate 61 66		

Non-Div I Games: Johnson & Wales (NC) 8 51

N. C. Central

N
C
S
t
a
t
e

NC State				Through Games Of Feb. 15, 2018							
Average RPI	Win:	118	WON-LOST	WINNING	LAST 10	STRENGTH OF	OPP. STRENGTH	TEAM	ADJ.	CONF.	ADJ CONF.
Average RPI	Loss:	27	RECORD	PCT. RANK	GAMES	SCHEDULE	OF SCHEDULE	RPI	RPI	RPI	RPI
DIV. I ONLY	20- 6	40	8- 2	24	14	20	20	1	1		
DIV. I NON-CONF.	11- 2	22	0- 0	82	34	25	25	1	1		

TOTALS	RPI 1-25		RPI 26-50		W-L RECORDS	RPI 51-100		RPI 101-999		RPI 201+	
20- 6	1- 3		1- 2		OVERALL	7- 1		11- 0		2- 0	
13- 2	1- 1		1- 1		HOME	4- 0		7- 0		1- 0	
6- 3	0- 2		0- 0		AWAY	2- 1		4- 0		1- 0	
1- 1	0- 0		0- 1		NEUTRAL	1- 0		0- 0		0- 0	
11- 2	0- 1		0- 1		NON-CONFERENCE	4- 0		7- 0		2- 0	
8- 0	0- 0		0- 0		HOME	3- 0		5- 0		1- 0	
2- 1	0- 1		0- 0		AWAY	0- 0		2- 0		1- 0	
1- 1	0- 0		0- 1		NEUTRAL	1- 0		0- 0		0- 0	
9- 4	1- 2		1- 1		CONFERENCE	3- 1		4- 0		0- 0	
5- 2	1- 1		1- 1		HOME	1- 0		2- 0		0- 0	
4- 2	0- 1		0- 0		AWAY	2- 1		2- 0		0- 0	
0- 0	0- 0		0- 0		NEUTRAL	0- 0		0- 0		0- 0	

RPI 1-25 Team's RPI: 20				RPI 26-50				RPI 51-100			
RPI	S	Opponent	Score	RPI	S	Opponent	Score	RPI	S	Opponent	Score
4	H	Louisville	47 55	30	H	Virginia	63 73	51	A	Miami (FL)	48 52
6	H	Florida St.	65 56	32	H	Syracuse	60 56	56	H	Elon	70 57
18	A	Duke	56 69	36	N	South Dakota St.	67 75	64	H	Georgia Tech	56 43
23	A	Rutgers	53 57					72	A	Virginia Tech	68 51
								85	N	Alabama	68 49
								90	H	Jacksonville	64 44
								97	A	Wake Forest	82 68
								100	H	Tulane	79 55

RPI 101+											
106	A	North Carolina	66 53								
106	H	North Carolina	73 54								
129	A	Vanderbilt	83 72								
131	H	ETSU	70 58								
135	H	Georgetown	63 49								
137	A	Clemson	62 41								
138	H	South Ala.	71 50								
167	H	Davidson	73 49								
201	H	Boston College	72 54								
223	H	UNC Asheville	87 55								
278	A	Old Dominion	73 56								

LAST 12 Division I GAMES:											
106	H	North Carolina	73 54	106	A	North Carolina	66 53				
51	A	Miami (FL)	48 52	32	H	Syracuse	60 56				
201	H	Boston College	72 54	64	H	Georgia Tech	56 43				
6	H	Florida St.	65 56	18	A	Duke	56 69				
137	A	Clemson	62 41	30	H	Virginia	63 73				
97	A	Wake Forest	82 68	4	H	Louisville	47 55				

N
C
S
t
a
t
e

Non-Div I Games:

NC State

N
J
I
TN
J
I
T

NJIT

Page 186

Average RPI Win: 234
Average RPI Loss: 113

Average RPI Win:	234	WON-LOST	WINNING	LAST 10	STRENGTH OF	OPP. STRENGTH	TEAM	ADJ.	CONF.	ADJ CONF.
Average RPI Loss:	113	RECORD	PCT. RANK	GAMES	SCHEDULE	OF SCHEDULE	RPI	RPI	RPI	RPI
DIV. I ONLY		20- 4	18	9- 1	267	217	78	78	14	14
DIV. I NON-CONF.		9- 1	19	0- 0	290	320	73	73	18	18
TOTALS	RPI 1-25		RPI 26-50		W-L RECORDS	RPI 51-100	RPI 101-999		RPI 201+	
20- 4	0- 0		0- 0		OVERALL	0- 2	20- 2		14- 0	
12- 0	0- 0		0- 0		HOME	0- 0	12- 0		10- 0	
8- 4	0- 0		0- 0		AWAY	0- 2	8- 2		4- 0	
0- 0	0- 0		0- 0		NEUTRAL	0- 0	0- 0		0- 0	
9- 1	0- 0		0- 0		NON-CONFERENCE	0- 1	9- 0		7- 0	
6- 0	0- 0		0- 0		HOME	0- 0	6- 0		6- 0	
3- 1	0- 0		0- 0		AWAY	0- 1	3- 0		1- 0	
0- 0	0- 0		0- 0		NEUTRAL	0- 0	0- 0		0- 0	
11- 3	0- 0		0- 0		CONFERENCE	0- 1	11- 2		7- 0	
6- 0	0- 0		0- 0		HOME	0- 0	6- 0		4- 0	
5- 3	0- 0		0- 0		AWAY	0- 1	5- 2		3- 0	
0- 0	0- 0		0- 0		NEUTRAL	0- 0	0- 0		0- 0	

RPI 1-25				RPI 26-50				RPI 51-100				Team's RPI : 78				RPI 101+			
RPI	S	Opponent	Score	RPI	S	Opponent	Score	RPI	S	Opponent	Score	RPI	S	Opponent	Score	RPI	S	Opponent	Score
								55	A	Ameri can	41	46	124	A	Bucknel l	39	47		
								87	A	New Mexi co	87	94	158	A	Marist	77	70		
												172	A	Army West Point	55	46			
												172	H	Army West Point	70	44			
												185	A	Lehigh	63	66			
												185	H	Lehigh	53	50			
												194	A	Richmond	76	56			
												195	A	Boston U.	64	59			
												203	H	Norfolk St.	70	51			
												234	A	Lafayette	59	43			
												234	H	Lafayette	65	59			
												235	H	Loyol a Maryl and	73	44			
												247	A	Holy Cross	65	58			
												247	H	Holy Cross	62	54			
												256	H	St. Bonaventure	86	48			
												262	A	Col gate	69	42			
												262	H	Col gate	70	54			
												274	H	Rider	63	44			
												275	H	North Dakota St.	67	54			
												281	A	LIU Brookl yn	79	47			
												292	H	Monmouth	73	49			
												307	H	Air Force	71	64			
				LAST 12 Division I GAMES:															
				234	A	Lafayette	59	43	195	A	Boston U.	64	59						
				172	A	Army West Point	55	46	234	H	Lafayette	65	59						
				247	H	Holy Cross	62	54	172	H	Army West Point	70	44						
				262	A	Col gate	69	42	247	A	Holy Cross	65	58						
				185	H	Lehigh	53	50	262	H	Col gate	70	54						
				124	A	Bucknel l	39	47	55	A	Ameri can	41	46						

Navy

Average RPI Win:	151	WON-LOST	WINNING	LAST 10	STRENGTH OF	OPP. STRENGTH	TEAM	ADJ.	CONF.	ADJ CONF.
Average RPI Loss:	50	RECORD	PCT. RANK	GAMES	SCHEDULE	OF SCHEDULE	RPI	RPI	RPI	RPI
DIV. I ONLY	19- 7	53	8- 2	87	31	60	60	3	3	
DIV. I NON-CONF.	9- 4	82	0- 0	244	54	138	138	4	4	

TOTALS	RPI 1-25	RPI 26-50	W-L RECORDS	RPI 51-100	RPI 101-999	RPI 201+				
19- 7	3- 3	2- 2	OVERALL	2- 1	12- 1	7- 0				
9- 6	1- 2	1- 2	HOME	0- 1	7- 1	4- 0				
9- 0	2- 0	1- 0	AWAY	2- 0	4- 0	2- 0				
1- 1	0- 1	0- 0	NEUTRAL	0- 0	1- 0	1- 0				
9- 4	0- 1	0- 1	NON-CONFERENCE	1- 1	8- 1	5- 0				
5- 3	0- 0	0- 1	HOME	0- 1	5- 1	3- 0				
3- 0	0- 0	0- 0	AWAY	1- 0	2- 0	1- 0				
1- 1	0- 1	0- 0	NEUTRAL	0- 0	1- 0	1- 0				
10- 3	3- 2	2- 1	CONFERENCE	1- 0	4- 0	2- 0				
4- 3	1- 2	1- 1	HOME	0- 0	2- 0	1- 0				
6- 0	2- 0	1- 0	AWAY	1- 0	2- 0	1- 0				
0- 0	0- 0	0- 0	NEUTRAL	0- 0	0- 0	0- 0				

RPI 1-25				RPI 26-50				RPI 51-100				Team's RPI: 60				RPI 101+			
RPI	S	Opponent	Score	RPI	S	Opponent	Score	RPI	S	Opponent	Score	RPI	S	Opponent	Score	RPI	S	Opponent	Score
7	H	Ohio St.	61 73	37	H	Creighton	49 64	63	A	Michigan St.	79 69	104	H	Arkansas	80 69				
14	N	Buffalo	72 82	39	A	Minnesota	79 74	86	A	Drake	89 84	137	H	Clemson	66 67				
17	A	Iowa	92 74	41	H	Purdue	75 51	88	H	Washington St.	61 73	148	H	SIUE	62 53				
17	H	Iowa	74 65	46	H	Michigan	64 69					166	A	Kansas	66 49				
19	H	Maryland	57 64									188	H	Wisconsin	51 48				
23	A	Rutgers	52 42									192	A	Northwestern	69 59				
																213	A	Illinois	80 72
																213	H	Illinois	62 47
																225	H	Fla. Atlantic	86 69
																251	A	San Jose St.	81 55
																266	N	Coastal Caro.	55 47
																271	H	UMKC	80 60
																339	H	Ark. -Pine Bluff	73 52
LAST 12 Division I GAMES:																			
				63	A	Michigan St.	79 69	23	A	Rutgers	52 42								
				188	H	Wisconsin	51 48	17	H	Iowa	74 65								
				19	H	Maryland	57 64	46	H	Michigan	64 69								
				213	H	Illinois	62 47	213	A	Illinois	80 72								
				17	A	Iowa	92 74	192	A	Northwestern	69 59								
				41	H	Purdue	75 51	39	A	Minnesota	79 74								

Average RPI Win: 220
Average RPI Loss: 128

WON-LOST
RECORD

WINNING
PCT. RANK

LAST 10
GAMES

STRENGTH OF
SCHEDULE

OPP. STRENGTH
OF SCHEDULE

TEAM
RPI

ADJ.
RPI

CONF.
RPI

ADJ CONF.
RPI

DIV. I ONLY	10- 13	212	3- 7	140	130	202	202	16	16
DIV. I NON-CONF.	6- 4	122	0- 0	149	114	139	139	14	14
<hr/>									
TOTALS	RPI 1-25	RPI 26-50	W-L RECORDS	RPI 51-100	RPI 101-999	RPI 201+			
10- 13	0- 1	0- 1	OVERALL	0- 5	10- 6	6- 3			
7- 5	0- 1	0- 0	HOME	0- 1	7- 3	4- 1			
2- 7	0- 0	0- 0	AWAY	0- 4	2- 3	1- 2			
1- 1	0- 0	0- 1	NEUTRAL	0- 0	1- 0	1- 0			
6- 4	0- 1	0- 1	NON-CONFERENCE	0- 1	6- 1	4- 1			
4- 2	0- 1	0- 0	HOME	0- 0	4- 1	2- 1			
1- 1	0- 0	0- 0	AWAY	0- 1	1- 0	1- 0			
1- 1	0- 0	0- 1	NEUTRAL	0- 0	1- 0	1- 0			
4- 9	0- 0	0- 0	CONFERENCE	0- 4	4- 5	2- 2			
3- 3	0- 0	0- 0	HOME	0- 1	3- 2	2- 0			
1- 6	0- 0	0- 0	AWAY	0- 3	1- 3	0- 2			
0- 0	0- 0	0- 0	NEUTRAL	0- 0	0- 0	0- 0			

RPI 1-25				RPI 26-50				RPI 51-100				RPI 101+ Team's RPI: 202			
RPI	S	Opponent	Score	RPI	S	Opponent	Score	RPI	S	Opponent	Score	RPI	S	Opponent	Score
1	H	UConn	57 88	49	N	Oregon St.	49 89	73	A	Wyoming	60 66	113	H	Colorado St.	59 65
								73	H	Wyoming	62 65	121	H	Portland St.	67 55
								87	A	New Mexico	68 72	147	A	Fresno St.	55 68
								92	A	UNLV	75 77	147	H	Fresno St.	90 73
								94	A	Utah	61 87	165	A	Boise St.	72 68
												165	H	Boise St.	55 63
												187	H	SMU	80 72
												221	A	Seattle U	74 65
												232	H	Pepperdine	72 77
												241	N	Montana St.	67 53
												248	A	San Diego St.	72 75
												251	H	San Jose St.	91 63
												272	H	Sacramento St.	95 68
												286	H	Santa Clara	52 41
												295	A	Utah St.	57 79
												307	H	Air Force	70 60
<hr/>															
LAST 12 Division I GAMES:															
165	H	Boise St.	55 63	165	A	Boise St.	72 68	251	H	San Jose St.	91 63				
248	A	San Diego St.	72 75	295	A	Utah St.	57 79	307	H	Air Force	70 60				
92	A	UNLV	75 77	73	A	Wyoming	60 66	87	A	New Mexico	68 72				
113	H	Colorado St.	59 65												
147	A	Fresno St.	55 68												
73	H	Wyoming	62 65												

Non-Div I Games: Stanislaus St. 81 60

Nevada

Average RPI Win: 244
Average RPI Loss: 160

WON-LOST
RECORD

WINNING
PCT. RANK

LAST 10
GAMES

STRENGTH OF
SCHEDULE

OPP. STRENGTH
OF SCHEDULE

TEAM
RPI

ADJ.
RPI

CONF.
RPI

ADJ CONF.
RPI

DIV. I ONLY	16- 10	106	5- 5	303	211	178	178	20	20
DIV. I NON-CONF.	8- 4	87	0- 0	337	224	194	194	24	24
<hr/>									
TOTALS	RPI 1-25	RPI 26-50	W-L RECORDS	RPI 51-100	RPI 101-999	RPI 201+			
16- 10	0- 0	0- 0	OVERALL	1- 3	15- 7	11- 3			
8- 3	0- 0	0- 0	HOME	1- 1	7- 2	4- 1			
7- 6	0- 0	0- 0	AWAY	0- 2	7- 4	6- 1			
1- 1	0- 0	0- 0	NEUTRAL	0- 0	1- 1	1- 1			
8- 4	0- 0	0- 0	NON-CONFERENCE	0- 0	8- 4	6- 2			
4- 0	0- 0	0- 0	HOME	0- 0	4- 0	2- 0			
3- 3	0- 0	0- 0	AWAY	0- 0	3- 3	3- 1			
1- 1	0- 0	0- 0	NEUTRAL	0- 0	1- 1	1- 1			
8- 6	0- 0	0- 0	CONFERENCE	1- 3	7- 3	5- 1			
4- 3	0- 0	0- 0	HOME	1- 1	3- 2	2- 1			
4- 3	0- 0	0- 0	AWAY	0- 2	4- 1	3- 0			
0- 0	0- 0	0- 0	NEUTRAL	0- 0	0- 0	0- 0			

RPI 1-25				RPI 26-50				RPI 51-100				RPI 101+				Team's RPI: 178
RPI	S	Opponent	Score	RPI	S	Opponent	Score	RPI	S	Opponent	Score	RPI	S	Opponent	Score	
								80	A	Albany (NY)	53 66	116	A	Dartmouth	49 57	
								80	H	Albany (NY)	74 68	139	H	Northeastern	65 50	
								83	A	Maine	46 77	146	A	Binghamton	63 61	
								83	H	Maine	46 56	146	H	Binghamton	52 54	
												157	A	Hartford	49 85	
												157	H	Hartford	76 58	
												195	H	Boston U.	72 57	
												201	A	Boston College	55 64	
												205	A	Stony Brook	51 50	
												212	A	Xavier	66 71	
												231	N	La Salle	51 59	
												257	H	Manhattan	68 55	
												258	N	Fairfield	71 61	
												270	H	Cornell	48 45	
												288	A	Sacred Heart	74 47	
												290	A	Vermont	52 49	
												290	H	Vermont	53 58	
												294	A	Bryant	74 65	
												324	A	UMBC	51 46	
												324	H	UMBC	56 51	
												325	A	Wagner	65 53	
												345	H	UMass Lowell	66 45	
<hr/>																
LAST 12 Division I GAMES:																
				157	H	Hartford	76 58					146	H	Binghamton	52 54	
				324	A	UMBC	51 46					83	H	Maine	46 56	
				83	A	Maine	46 77					205	A	Stony Brook	51 50	
				290	H	Vermont	53 58					290	A	Vermont	52 49	
				80	H	Albany (NY)	74 68					345	H	UMass Lowell	66 45	
				157	A	Hartford	49 85					146	A	Binghamton	63 61	

Non-Div I Games: Colby-Sawyer 64 40

New Hampshire

Loss, Non-Conf, S Site, H Home A Away N Neutral

Average RPI Win:	193	WON-LOST	WINNING	LAST 10	STRENGTH OF	OPP. STRENGTH	TEAM	ADJ.	CONF.	ADJ CONF.
Average RPI Loss:	139	RECORD	PCT. RANK	GAMES	SCHEDULE	OF SCHEDULE	RPI	RPI	RPI	RPI
DIV. I ONLY	19- 7	53	5- 5	206	111	87	87	16	16	
DIV. I NON-CONF.	11- 1	13	0- 0	73	109	13	13	14	14	

TOTALS	RPI 1-25	RPI 26-50	W-L RECORDS	RPI 51-100	RPI 101-999	RPI 201+				
19- 7	0- 0	1- 1	OVERALL	1- 2	17- 4	10- 2				
15- 1	0- 0	1- 0	HOME	1- 1	13- 0	7- 0				
4- 6	0- 0	0- 1	AWAY	0- 1	4- 4	3- 2				
0- 0	0- 0	0- 0	NEUTRAL	0- 0	0- 0	0- 0				
11- 1	0- 0	1- 1	NON-CONFERENCE	1- 0	9- 0	4- 0				
9- 0	0- 0	1- 0	HOME	1- 0	7- 0	3- 0				
2- 1	0- 0	0- 1	AWAY	0- 0	2- 0	1- 0				
0- 0	0- 0	0- 0	NEUTRAL	0- 0	0- 0	0- 0				
8- 6	0- 0	0- 0	CONFERENCE	0- 2	8- 4	6- 2				
6- 1	0- 0	0- 0	HOME	0- 1	6- 0	4- 0				
2- 5	0- 0	0- 0	AWAY	0- 1	2- 4	2- 2				
0- 0	0- 0	0- 0	NEUTRAL	0- 0	0- 0	0- 0				

RPI 1-25				RPI 26-50				RPI 51-100				Team's RPI: 87				RPI 101+			
RPI	S	Opponent	Score	RPI	S	Opponent	Score	RPI	S	Opponent	Score	RPI	S	Opponent	Score	RPI	S	Opponent	Score
				29	A	Oklahoma	63 105	73	A	Wyoming	55 66	105	H	Western Mich.	88 76				
				33	H	Marquette	88 87	78	H	Navy	94 87	113	A	Colorado St.	71 74				
								92	H	UNLV	66 68	114	H	Lamar University	90 58				
												147	H	Fresno St.	88 75				
												151	H	Wichita St.	76 62				
												153	A	UTEP	59 35				
												159	H	UC Irvine	83 61				
												165	A	Boise St.	85 91				
												165	H	Boise St.	100 83				
												202	H	Nevada	72 68				
												213	H	Illinois	97 68				
												220	H	Texas Tech	90 56				
												239	A	New Mexico St.	101 93				
												239	H	New Mexico St.	86 75				
												248	A	San Diego St.	89 97				
												251	A	San Jose St.	86 95				
												251	H	San Jose St.	92 62				
												295	A	Utah St.	74 50				
												295	H	Utah St.	80 47				
												307	A	Air Force	88 59				
												307	H	Air Force	57 49				
LAST 12 Division I GAMES:																			
				295	A	Utah St.	74 50	248	A	San Diego St.	89 97								
				307	H	Air Force	57 49	92	H	UNLV	66 68								
				165	A	Boise St.	85 91	147	H	Fresno St.	88 75								
				251	H	San Jose St.	92 62	73	A	Wyoming	55 66								
				295	H	Utah St.	80 47	251	A	San Jose St.	86 95								
				113	A	Colorado St.	71 74	165	H	Boise St.	100 83								

Non-Div I Games: Northern N.M. 107 66

New Mexico

Average RPI Win:	274	WON-LOST	WINNING	LAST 10	STRENGTH OF	OPP. STRENGTH	TEAM	ADJ.	CONF.	ADJ CONF.
Average RPI Loss:	178	RECORD	PCT. RANK	GAMES	SCHEDULE	OF SCHEDULE	RPI	RPI	RPI	RPI
DIV. I ONLY	11- 11	175	7- 3	280	334	239	239	31	31	
DIV. I NON-CONF.	4- 8	239	0- 1	237	249	264	264	31	31	

TOTALS	RPI 1-25	RPI 26-50	W-L RECORDS	RPI 51-100	RPI 101-999	RPI 201+				
11- 11	0- 0	0- 0	OVERALL	0- 2	11- 9	10- 6				
7- 3	0- 0	0- 0	HOME	0- 1	7- 2	6- 1				
4- 5	0- 0	0- 0	AWAY	0- 1	4- 4	4- 4				
0- 3	0- 0	0- 0	NEUTRAL	0- 0	0- 3	0- 1				
4- 8	0- 0	0- 0	NON-CONFERENCE	0- 2	4- 6	3- 3				
2- 3	0- 0	0- 0	HOME	0- 1	2- 2	1- 1				
2- 2	0- 0	0- 0	AWAY	0- 1	2- 1	2- 1				
0- 3	0- 0	0- 0	NEUTRAL	0- 0	0- 3	0- 1				
7- 3	0- 0	0- 0	CONFERENCE	0- 0	7- 3	7- 3				
5- 0	0- 0	0- 0	HOME	0- 0	5- 0	5- 0				
2- 3	0- 0	0- 0	AWAY	0- 0	2- 3	2- 3				
0- 0	0- 0	0- 0	NEUTRAL	0- 0	0- 0	0- 0				

RPI 1-25				RPI 26-50				RPI 51-100				RPI 101+				Team's RPI: 239	
RPI	S	Opponent	Score	RPI	S	Opponent	Score	RPI	S	Opponent	Score	RPI	S	Opponent	Score		
								87	A	New Mexico	75	86	104	N	Arkansas	60	69
								87	H	New Mexico	93	101	105	H	Western Mich.	55	64
												139	N	Northeastern	64	65	
												153	H	UTEP	76	68	
												207	H	UC Santa Barbara	47	77	
												221	A	Seattle U	59	69	
												222	A	CSU Bakersfield	52	62	
												222	H	CSU Bakersfield	56	48	
												232	A	Pepperdine	86	64	
												233	N	Texas Southern	50	66	
												243	H	A&M-Corpus Christi	70	61	
												268	A	Grand Canyon	34	50	
												268	H	Grand Canyon	64	60	
												271	H	UMKC	70	62	
												280	A	Arizona	44	83	
												311	A	UTRGV	79	77	
												319	A	Long Beach St.	72	63	
												328	A	Utah Valley	82	72	
												328	H	Utah Valley	59	51	
												340	H	Chicago St.	74	59	

LAST 12 Division I GAMES:																	
				328	H	Utah Valley	59	51	221	A	Seattle U	59	69				
				268	A	Grand Canyon	34	50	222	H	CSU Bakersfield	56	48				
				222	A	CSU Bakersfield	52	62	268	H	Grand Canyon	64	60				
				311	A	UTRGV	79	77	340	H	Chicago St.	74	59				
				271	H	UMKC	70	62	207	H	UC Santa Barbara	47	77				
				328	A	Utah Valley	82	72	319	A	Long Beach St.	72	63				

Non-Div I Games: Tex. Permian Basin 85 58 Western N.M. 89 60

New Mexico St.

Loss,
Non-Conf,
S Site,
H Home
A Away
N Neutral

Average RPI	Win:	271	WON-LOST	WINNING	LAST 10	STRENGTH OF	OPP. STRENGTH	TEAM	ADJ.	CONF.	ADJ CONF.
Average RPI	Loss:	153	RECORD	PCT. RANK	GAMES	SCHEDULE	OF SCHEDULE	RPI	RPI	RPI	RPI
DIV. I ONLY		11- 13	200	6- 4	245	275	227	227	26	26	
DIV. I NON-CONF.		3- 7	254	0- 0	86	186	209	209	25	25	

TOTALS	RPI 1-25		RPI 26-50		W-L RECORDS		RPI 51-100		RPI 101-999		RPI 201+
11- 13	0- 1		0- 0		OVERALL		0- 3		11- 9		10- 4
7- 4	0- 0		0- 0		HOME		0- 1		7- 3		7- 1
4- 9	0- 0		0- 0		AWAY		0- 1		4- 1		3- 1
0- 0	0- 0		0- 0		NEUTRAL		0- 0		0- 0		0- 0
3- 7	0- 1		0- 0		NON-CONFERENCE		0- 3		3- 3		3- 0
2- 2	0- 0		0- 0		HOME		0- 1		2- 1		2- 0
1- 5	0- 1		0- 0		AWAY		0- 2		1- 2		1- 0
0- 0	0- 0		0- 0		NEUTRAL		0- 0		0- 0		0- 0
8- 6	0- 0		0- 0		CONFERENCE		0- 0		8- 6		7- 4
5- 2	0- 0		0- 0		HOME		0- 0		5- 2		5- 1
3- 4	0- 0		0- 0		AWAY		0- 0		3- 4		2- 3
0- 0	0- 0		0- 0		NEUTRAL		0- 0		0- 0		0- 0

RPI 1-25				RPI 26-50				RPI 51-100				RPI 101+ Team's RPI: 227			
RPI	S	Opponent	Score	RPI	S	Opponent	Score	RPI	S	Opponent	Score	RPI	S	Opponent	Score
16	A	Missouri	45 81					51	A	Miami (FL)	46 76	114	A	Lamar University	77 100
								59	H	Houston	66 78	120	A	Central Ark.	52 48
								100	A	Tulane	56 79	122	H	SFA	67 74
												138	A	South Ala.	45 67
												169	A	Louisiana	57 66
												197	H	Jacksonville St.	54 59
												211	A	Abilene Christian	70 80
												218	H	CSUN	76 73
												233	H	Texas Southern	72 69
												243	A	A&M-Corpus Christi	68 75
												243	H	A&M-Corpus Christi	66 49
												245	H	Nicholls St.	61 62
												263	A	McNeese	77 64
												297	H	Southeastern La.	82 73
												312	A	Incarnate Word	72 45
												312	H	Incarnate Word	52 50
												322	A	Northwestern St.	47 52
												322	H	Northwestern St.	81 63
												323	H	Houston Baptist	70 52
												338	A	La.-Monroe	89 51
LAST 12 Division I GAMES:															
297	H	Southeastern La.	82 73	312	H	Incarnate Word	52 50								
243	A	A&M-Corpus Christi	68 75	120	A	Central Ark.	52 48								
245	H	Nicholls St.	61 62	243	H	A&M-Corpus Christi	66 49								
322	A	Northwestern St.	47 52	122	H	SFA	67 74								
312	A	Incarnate Word	72 45	263	A	McNeese	77 64								
322	H	Northwestern St.	81 63	114	A	Lamar University	77 100								

Non-Div I Games: Xavier (LA) 85 50

New Orleans

Average RPI Win: 235	WON-LOST RECORD	WINNING PCT. RANK	LAST 10 GAMES	STRENGTH OF SCHEDULE	OPP. STRENGTH OF SCHEDULE	TEAM RPI	ADJ. RPI	CONF. RPI	ADJ CONF. RPI
Average RPI Loss: 174									
DIV. I ONLY	9- 16	252	4- 6	193	260	244	244	28	28
DIV. I NON-CONF.	3- 8	268	0- 0	78	140	210	210	26	26

TOTALS	RPI 1-25	RPI 26-50	W-L RECORDS	RPI 51-100	RPI 101-999	RPI 201+			
9- 16	1- 1	0- 0	OVERALL	0- 3	8- 12	5- 7			
5- 5	1- 0	0- 0	HOME	0- 2	4- 3	3- 0			
3- 10	0- 1	0- 0	AWAY	0- 1	3- 8	2- 7			
1- 1	0- 0	0- 0	NEUTRAL	0- 0	1- 1	0- 0			
3- 8	1- 1	0- 0	NON-CONFERENCE	0- 1	2- 6	1- 2			
1- 3	1- 0	0- 0	HOME	0- 1	0- 2	0- 0			
1- 4	0- 1	0- 0	AWAY	0- 0	1- 3	1- 2			
1- 1	0- 0	0- 0	NEUTRAL	0- 0	1- 1	0- 0			
6- 8	0- 0	0- 0	CONFERENCE	0- 2	6- 6	4- 5			
4- 2	0- 0	0- 0	HOME	0- 1	4- 1	3- 0			
2- 6	0- 0	0- 0	AWAY	0- 1	2- 5	1- 5			
0- 0	0- 0	0- 0	NEUTRAL	0- 0	0- 0	0- 0			

RPI 1-25				RPI 26-50				RPI 51-100				RPI 101+ Team's RPI: 244			
RPI	S	Opponent	Score	RPI	S	Opponent	Score	RPI	S	Opponent	Score	RPI	S	Opponent	Score
14	H	Buffalo	75 62					53	A	Quinnipiac	61 77	111	H	Cleveland St.	61 70
19	A	Maryland	65 92					53	H	Quinnipiac	55 84	156	H	Saint Joseph's	69 93
								58	H	Drexel	65 66	157	A	Hartford	65 83
												158	H	Marist	78 84
												169	N	Louisiana	52 68
												176	N	Louisiana Tech	73 67
												189	A	Siena	73 68
												189	H	Siena	65 50
												219	A	Oakland	59 67
												256	A	St. Bonaventure	58 76
												257	A	Manhattan	64 82
												257	H	Manhattan	65 64
												258	A	Fairfield	53 59
												262	A	Colgate	81 44
												274	A	Rider	58 65
												289	A	Canisius	60 64
												292	A	Monmouth	63 65
												336	H	Iona	73 59
												348	A	Saint Peter's	87 52
												348	H	Saint Peter's	64 54

LAST 12 Division I GAMES:															
292	A	Monmouth	63 65	348	A	Saint Peter's	87 52								
257	A	Manhattan	64 82	274	A	Rider	58 65								
348	H	Saint Peter's	64 54	189	H	Siena	65 50								
289	A	Canisius	60 64	257	H	Manhattan	65 64								
53	H	Quinnipiac	55 84	189	A	Siena	73 68								
158	H	Marist	78 84	53	A	Quinnipiac	61 77								

Non-Div I Games:

Niagara

Average RPI Win:	294	WON-LOST	WINNING	LAST 10	STRENGTH OF	OPP. STRENGTH	TEAM	ADJ.	CONF.	ADJ CONF.
Average RPI Loss:	156	RECORD	PCT. RANK	GAMES	SCHEDULE	OF SCHEDULE	RPI	RPI	RPI	RPI
DIV. I ONLY	9- 12	215	6- 4	294	281	245	245	26	26	
DIV. I NON-CONF.	2- 6	280	0- 0	147	193	229	229	25	25	

TOTALS	RPI 1-25	RPI 26-50	W-L RECORDS	RPI 51-100	RPI 101-999	RPI 201+				
9- 12	0- 1	0- 1	OVERALL	0- 1	9- 9	9- 4				
2- 6	0- 1	0- 0	HOME	0- 1	2- 4	2- 1				
7- 5	0- 0	0- 1	AWAY	0- 0	7- 4	7- 2				
0- 1	0- 0	0- 0	NEUTRAL	0- 0	0- 1	0- 1				
2- 6	0- 1	0- 1	NON-CONFERENCE	0- 1	2- 3	2- 1				
0- 2	0- 1	0- 0	HOME	0- 1	0- 0	0- 0				
2- 3	0- 0	0- 1	AWAY	0- 0	2- 2	2- 0				
0- 1	0- 0	0- 0	NEUTRAL	0- 0	0- 1	0- 1				
7- 6	0- 0	0- 0	CONFERENCE	0- 0	7- 6	7- 3				
2- 4	0- 0	0- 0	HOME	0- 0	2- 4	2- 1				
5- 2	0- 0	0- 0	AWAY	0- 0	5- 2	5- 2				
0- 0	0- 0	0- 0	NEUTRAL	0- 0	0- 0	0- 0				

RPI 1-25				RPI 26-50				RPI 51-100				RPI 101+ Team's RPI: 245			
RPI	S	Opponent	Score	RPI	S	Opponent	Score	RPI	S	Opponent	Score	RPI	S	Opponent	Score
5	H	Baylor	43 85	27	A	LSU	50 65	90	H	Jacksonville	61 69	102	A	Iowa St.	47 75
												114	H	Lamar University	61 76
												120	H	Central Ark.	48 69
												122	H	SFA	73 86
												187	A	SMU	61 68
												211	H	Abilene Christian	81 60
												227	A	New Orleans	62 61
												243	A	A&M-Corpus Christi	55 76
												250	N	Bradley	65 75
												263	A	McNeese	61 54
												297	H	Southeastern La.	57 66
												310	A	Jackson St.	90 64
												312	A	Incarnate Word	62 64
												322	A	Northwestern St.	79 63
												323	A	Houston Baptist	73 61
												323	H	Houston Baptist	63 45
												333	A	Sam Houston St.	70 65
												337	A	Mississippi Val.	62 57

LAST 12 Division I GAMES:															
333	A	Sam Houston St.	70 65	243	A	A&M-Corpus Christi	55 76								
323	H	Houston Baptist	63 45	120	H	Central Ark.	48 69								
211	H	Abilene Christian	81 60	263	A	McNeese	61 54								
227	A	New Orleans	62 61	323	A	Houston Baptist	73 61								
297	H	Southeastern La.	57 66	122	H	SFA	73 86								
114	H	Lamar University	61 76	312	A	Incarnate Word	62 64								

Non-Div I Games: Spring Hill 78 70 Evangel 72 55 Southern-N. O. 83 45

Nicholls St.

Loss, Non-Conf, S Site, H Home A Away N Neutral

Average RPI Win:	281	WON-LOST	WINNING	LAST 10	STRENGTH OF	OPP. STRENGTH	TEAM	ADJ.	CONF.	ADJ CONF.
Average RPI Loss:	182	RECORD	PCT. RANK	GAMES	SCHEDULE	OF SCHEDULE	RPI	RPI	RPI	RPI
DIV. I ONLY	14- 9	110	6- 4	306	345	203	203	30	30	
DIV. I NON-CONF.	7- 5	132	1- 0	271	332	185	185	30	30	

TOTALS	RPI 1-25	RPI 26-50	W-L RECORDS	RPI 51-100	RPI 101-999	RPI 201+				
14- 9	0- 0	0- 0	OVERALL	0- 1	14- 8	12- 5				
5- 4	0- 0	0- 0	HOME	0- 0	5- 4	5- 2				
8- 4	0- 0	0- 0	AWAY	0- 1	8- 3	6- 2				
1- 1	0- 0	0- 0	NEUTRAL	0- 0	1- 1	1- 1				
7- 5	0- 0	0- 0	NON-CONFERENCE	0- 1	7- 4	6- 3				
2- 2	0- 0	0- 0	HOME	0- 0	2- 2	2- 1				
4- 2	0- 0	0- 0	AWAY	0- 1	4- 1	3- 1				
1- 1	0- 0	0- 0	NEUTRAL	0- 0	1- 1	1- 1				
7- 4	0- 0	0- 0	CONFERENCE	0- 0	7- 4	6- 2				
3- 2	0- 0	0- 0	HOME	0- 0	3- 2	3- 1				
4- 2	0- 0	0- 0	AWAY	0- 0	4- 2	3- 1				
0- 0	0- 0	0- 0	NEUTRAL	0- 0	0- 0	0- 0				

RPI 1-25				RPI 26-50				RPI 51-100				RPI 101+ Team's RPI: 203					
RPI	S	Opponent	Score	RPI	S	Opponent	Score	RPI	S	Opponent	Score	RPI	S	Opponent	Score		
								78	A	Navy	51	70	126	A	Bethune-Cookman	45	60
													126	H	Bethune-Cookman	51	58
													133	A	William & Mary	80	74
													184	H	High Point	56	59
													199	A	Hampton	63	48
													204	A	East Carolina	46	51
													206	N	Bowling Green	50	59
													217	A	N. C. A&T	51	53
													230	H	UNCG	64	63
													235	H	Loyol a Maryl and	58	61
													249	A	Campbel l	53	27
													259	H	Towson	86	76
													261	H	Morgan St.	53	55
													267	N	St. Franci s Brookl yn	52	51
													287	A	VCU	66	52
													305	H	Coppin St.	71	57
													314	A	South Carolina St.	71	67
													329	H	Del aware St.	72	50
													335	A	N. C. Central	75	60
													342	A	Savannah St.	78	58
													343	H	Fl ori da A&M	70	49
													347	A	Longwood	64	45
LAST 12 Division I GAMES:																	
329	H	Del aware St.	72	50	126	H	Bethune-Cookman	51	58								
199	A	Hampton	63	48	342	A	Savannah St.	78	58								
126	A	Bethune-Cookman	45	60	314	A	South Carolina St.	71	67								
261	H	Morgan St.	53	55	335	A	N. C. Central	75	60								
217	A	N. C. A&T	51	53	305	H	Coppin St.	71	57								
343	H	Fl ori da A&M	70	49	347	A	Longwood	64	45								

Non-Div I Games:

Norfolk St.

Average RPI Win:	164	WON-LOST	WINNING	LAST 10	STRENGTH OF	OPP. STRENGTH	TEAM	ADJ.	CONF.	ADJ CONF.
Average RPI Loss:	72	RECORD	PCT. RANK	GAMES	SCHEDULE	OF SCHEDULE	RPI	RPI	RPI	RPI
DIV. I ONLY	14- 12	154	3- 7	53	64	106	106	1	1	
DIV. I NON-CONF.	10- 3	52	0- 0	128	270	111	111	1	1	

TOTALS	RPI 1-25	RPI 26-50	W-L RECORDS	RPI 51-100	RPI 101-999	RPI 201+				
14- 12	1- 4	1- 1	OVERALL	1- 4	11- 3	4- 0				
11- 6	1- 1	1- 0	HOME	0- 3	9- 2	3- 0				
1- 6	0- 3	0- 1	AWAY	1- 1	0- 1	0- 0				
2- 0	0- 0	0- 0	NEUTRAL	0- 0	2- 0	1- 0				
10- 3	0- 0	1- 0	NON-CONFERENCE	0- 1	9- 2	4- 0				
8- 3	0- 0	1- 0	HOME	0- 1	7- 2	3- 0				
0- 0	0- 0	0- 0	AWAY	0- 0	0- 0	0- 0				
2- 0	0- 0	0- 0	NEUTRAL	0- 0	2- 0	1- 0				
4- 9	1- 4	0- 1	CONFERENCE	1- 3	2- 1	0- 0				
3- 3	1- 1	0- 0	HOME	0- 2	2- 0	0- 0				
1- 6	0- 3	0- 1	AWAY	1- 1	0- 1	0- 0				
0- 0	0- 0	0- 0	NEUTRAL	0- 0	0- 0	0- 0				

RPI 1-25				RPI 26-50				RPI 51-100				RPI 101+ Team's RPI: 106			
RPI	S	Opponent	Score	RPI	S	Opponent	Score	RPI	S	Opponent	Score	RPI	S	Opponent	Score
2	A	Notre Dame	62 94	30	A	Virginia	70 82	51	H	Miami (FL)	72 92	137	H	Clemson	59 52
6	A	Florida St.	65 103	39	H	Minnesota	88 83	61	H	Mercer	86 97	138	H	South Ala.	84 85
18	H	Duke	92 86					64	A	Georgia Tech	61 79	139	H	Radford	79 46
20	A	NC State	54 73					72	H	Virginia Tech	74 90	143	H	Colorado	87 80
20	H	NC State	53 66					97	A	Wake Forest	79 76	157	H	Hartford	90 70
												168	H	Pittsburgh	68 67
												174	H	Furman	84 56
												175	N	Washington	90 78
												199	H	Hampton	66 70
												201	A	Boston College	64 77
												236	N	Grambling	79 63
												260	H	Appalachian St.	56 43
												277	H	Presbyterian	91 56
												282	H	UNCW	86 60

LAST 12 Division I GAMES:															
64	A	Georgia Tech	61 79	18	H	Duke	92 86								
20	A	NC State	54 73	20	H	NC State	53 66								
72	H	Virginia Tech	74 90	97	A	Wake Forest	79 76								
51	H	Miami (FL)	72 92	137	H	Clemson	59 52								
2	A	Notre Dame	62 94	168	H	Pittsburgh	68 67								
30	A	Virginia	70 82	201	A	Boston College	64 77								

Non-Div I Games:

North Carolina

Loss,
Non-Conf,
S Site,
H Home
A Away
N Neutral

Average RPI Win:	205	WON-LOST	WINNING	LAST 10	STRENGTH OF	OPP. STRENGTH	TEAM	ADJ.	CONF.	ADJ CONF.
Average RPI Loss:	139	RECORD	PCT. RANK	GAMES	SCHEDULE	OF SCHEDULE	RPI	RPI	RPI	RPI
DIV. I ONLY	10- 13	212	4- 6	76	262	162	162	19	19	
DIV. I NON-CONF.	5- 4	146	0- 0	25	212	54	54	13	13	

TOTALS	RPI 1-25	RPI 26-50	W-L RECORDS	RPI 51-100	RPI 101-999	RPI 201+				
10- 13	0- 1	1- 2	OVERALL	0- 1	9- 9	5- 3				
7- 3	0- 0	1- 0	HOME	0- 0	6- 3	3- 1				
2- 10	0- 1	0- 2	AWAY	0- 1	2- 6	2- 2				
1- 0	0- 0	0- 0	NEUTRAL	0- 0	1- 0	0- 0				
5- 4	0- 1	0- 2	NON-CONFERENCE	0- 1	5- 0	3- 0				
3- 0	0- 0	0- 0	HOME	0- 0	3- 0	2- 0				
1- 4	0- 1	0- 2	AWAY	0- 1	1- 0	1- 0				
1- 0	0- 0	0- 0	NEUTRAL	0- 0	1- 0	0- 0				
5- 9	0- 0	1- 0	CONFERENCE	0- 0	4- 9	2- 3				
4- 3	0- 0	1- 0	HOME	0- 0	3- 3	1- 1				
1- 6	0- 0	0- 0	AWAY	0- 0	1- 6	1- 2				
0- 0	0- 0	0- 0	NEUTRAL	0- 0	0- 0	0- 0				

RPI 1-25				RPI 26-50				RPI 51-100				RPI 101+ Team's RPI: 162			
RPI	S	Opponent	Score	RPI	S	Opponent	Score	RPI	S	Opponent	Score	RPI	S	Opponent	Score
5	A	Baylor	43 105	34	H	Northern Colo.	78 70	69	A	South Dakota	71 76	114	N	Lamar University	73 70
				36	A	South Dakota St.	52 66					134	A	Idaho	75 80
				49	A	Oregon St.	55 65					134	H	Idaho	64 78
												142	H	UNI	80 72
												155	A	Idaho St.	46 57
												155	H	Idaho St.	55 68
												163	A	Eastern Wash.	70 74
												163	H	Eastern Wash.	81 79
												173	A	Weber St.	69 80
												173	H	Weber St.	80 67
												241	A	Montana St.	56 72
												241	H	Montana St.	79 70
												245	A	Montana	51 53
												245	H	Montana	43 54
												275	H	North Dakota St.	79 68
												283	H	Massachusetts	82 52
												296	A	UTSA	60 47
												327	A	Southern Utah	68 53
LAST 12 Division I GAMES:															
327	A	Southern Utah	68 53	163	H	Eastern Wash.	81 79								
155	H	Idaho St.	55 68	34	H	Northern Colo.	78 70								
173	H	Weber St.	80 67	173	A	Weber St.	69 80								
245	A	Montana	51 53	155	A	Idaho St.	46 57								
241	A	Montana St.	56 72	241	H	Montana St.	79 70								
134	H	Idaho	64 78	245	H	Montana	43 54								

Non-Div I Games: Mayville St. 82 54 Southwest Minn. St. 85 62

North Dakota

Average RPI Win:	320	WON-LOST	WINNING	LAST 10	STRENGTH OF	OPP. STRENGTH	TEAM	ADJ.	CONF.	ADJ CONF.
Average RPI Loss:	140	RECORD	PCT. RANK	GAMES	SCHEDULE	OF SCHEDULE	RPI	RPI	RPI	RPI
DIV. I ONLY	6- 17	296	2- 8	191	240	275	275	15	15	
DIV. I NON-CONF.	4- 7	226	0- 0	295	309	276	276	17	17	

TOTALS	RPI 1-25	RPI 26-50	W-L RECORDS	RPI 51-100	RPI 101-999	RPI 201+				
6- 17	0- 0	0- 2	OVERALL	0- 3	6- 12	6- 2				
3- 6	0- 0	0- 1	HOME	0- 1	3- 4	3- 1				
2- 10	0- 0	0- 1	AWAY	0- 2	2- 7	2- 1				
1- 1	0- 0	0- 0	NEUTRAL	0- 0	1- 1	1- 0				
4- 7	0- 0	0- 0	NON-CONFERENCE	0- 1	4- 6	4- 1				
2- 2	0- 0	0- 0	HOME	0- 0	2- 2	2- 1				
1- 4	0- 0	0- 0	AWAY	0- 1	1- 3	1- 0				
1- 1	0- 0	0- 0	NEUTRAL	0- 0	1- 1	1- 0				
2- 10	0- 0	0- 2	CONFERENCE	0- 2	2- 6	2- 1				
1- 4	0- 0	0- 1	HOME	0- 1	1- 2	1- 0				
1- 6	0- 0	0- 1	AWAY	0- 1	1- 4	1- 1				
0- 0	0- 0	0- 0	NEUTRAL	0- 0	0- 0	0- 0				

RPI 1-25				RPI 26-50				RPI 51-100				RPI 101+				Team's RPI: 275
RPI	S	Opponent	Score	RPI	S	Opponent	Score	RPI	S	Opponent	Score	RPI	S	Opponent	Score	
				36	A	South Dakota St.	63 83	69	A	South Dakota	54 80	101	A	Western Ill.	72 97	
				36	H	South Dakota St.	64 85	69	H	South Dakota	67 82	120	N	Central Ark.	45 68	
								78	A	Navy	54 67	125	A	Milwaukee	38 74	
												143	A	Colorado	59 108	
												154	H	Cal Poly	69 73	
												162	A	North Dakota	68 79	
												177	A	Denver	79 98	
												177	H	Denver	73 78	
												196	A	Oral Roberts	48 71	
												196	H	Oral Roberts	57 64	
												238	A	Omaha	67 80	
												283	H	Massachusetts	82 70	
												308	A	FIU	71 68	
												311	H	UTRGV	79 82	
												324	N	UMBC	67 53	
												330	A	Fort Wayne	66 52	
												330	H	Fort Wayne	72 56	
												344	H	NJIT	105 58	

LAST 12 Division I GAMES:																
				330	A	Fort Wayne	66 52	238	A	Omaha	67 80					
				177	H	Denver	73 78	330	H	Fort Wayne	72 56					
				196	H	Oral Roberts	57 64	177	A	Denver	79 98					
				69	A	South Dakota	54 80	196	A	Oral Roberts	48 71					
				36	H	South Dakota St.	64 85	36	A	South Dakota St.	63 83					
				101	A	Western Ill.	72 97	69	H	South Dakota	67 82					

Non-Div I Games: Valley City St. 67 58 Mayville St. 87 43 Dakota St. 97 42

North Dakota St.

Loss, Non-Conf, S Site, H Home A Away N Neutral

Average RPI Win:	232	WON-LOST	WINNING	LAST 10	STRENGTH OF	OPP. STRENGTH	TEAM	ADJ.	CONF.	ADJ CONF.
Average RPI Loss:	172	RECORD	PCT. RANK	GAMES	SCHEDULE	OF SCHEDULE	RPI	RPI	RPI	RPI
DIV. I ONLY	8- 15	254	4- 6	169	241	229	229	22	22	
DIV. I NON-CONF.	4- 8	239	0- 1	136	215	203	203	21	21	

TOTALS	RPI 1-25	RPI 26-50	W-L RECORDS	RPI 51-100	RPI 101-999	RPI 201+				
8- 15	0- 1	1- 3	OVERALL	0- 2	7- 9	6- 7				
4- 4	0- 0	1- 0	HOME	0- 1	3- 3	2- 2				
4- 10	0- 1	0- 3	AWAY	0- 1	4- 5	4- 4				
0- 1	0- 0	0- 0	NEUTRAL	0- 0	0- 1	0- 1				
4- 8	0- 1	0- 2	NON-CONFERENCE	0- 1	4- 4	3- 4				
2- 1	0- 0	0- 0	HOME	0- 0	2- 1	1- 1				
2- 6	0- 1	0- 2	AWAY	0- 1	2- 2	2- 2				
0- 1	0- 0	0- 0	NEUTRAL	0- 0	0- 1	0- 1				
4- 7	0- 0	1- 1	CONFERENCE	0- 1	3- 5	3- 3				
2- 3	0- 0	1- 0	HOME	0- 1	1- 2	1- 1				
2- 4	0- 0	0- 1	AWAY	0- 0	2- 3	2- 2				
0- 0	0- 0	0- 0	NEUTRAL	0- 0	0- 0	0- 0				

RPI 1-25				RPI 26-50				RPI 51-100				RPI 101+				Team's RPI: 229
RPI	S	Opponent	Score	RPI	S	Opponent	Score	RPI	S	Opponent	Score	RPI	S	Opponent	Score	
6	A	Florida St.	51 109	28	A	Georgia	37 75	54	A	West Virginia	59 87	126	H	Bethune-Cookman	70 63	
				46	A	Michigan	34 79	90	H	Jacksonville	48 66	182	A	Stetson	55 68	
				48	A	FGCU	52 67					182	H	Stetson	51 68	
				48	H	FGCU	75 73					209	A	Morehead St.	61 56	
												225	A	Fla. Atlantic	75 83	
												242	H	Northern Ky.	58 50	
												253	H	Col. of Charleston	69 73	
												264	A	Lipscomb	57 78	
												264	H	Lipscomb	69 73	
												284	A	USC Upstate	65 61	
												292	N	Monmouth	57 67	
												299	A	Wofford	57 69	
												301	A	Kennesaw St.	68 44	
												301	H	Kennesaw St.	77 72	
												343	A	Florida A&M	77 68	
												344	A	NJIT	65 75	

LAST 12 Division I GAMES:																
301	A	Kennesaw St.	68 44	344	A	NJIT	65 75									
264	A	Lipscomb	57 78	284	A	USC Upstate	65 61									
48	A	FGCU	52 67	264	H	Lipscomb	69 73									
182	H	Stetson	51 68	301	H	Kennesaw St.	77 72									
48	H	FGCU	75 73	90	H	Jacksonville	48 66									
182	A	Stetson	55 68	299	A	Wofford	57 69									

Non-Div I Games: Warner 74 38 Edward Waters 73 47 Webber Int'l 81 53

North Florida

Average RPI Win:	245	WON-LOST	WINNING	LAST 10	STRENGTH OF	OPP. STRENGTH	TEAM	ADJ.	CONF.	ADJ CONF.
Average RPI Loss:	144	RECORD	PCT. RANK	GAMES	SCHEDULE	OF SCHEDULE	RPI	RPI	RPI	RPI
DIV. I ONLY	11- 10	160	5- 5	282	157	216	216	18	18	
DIV. I NON-CONF.	6- 3	87	0- 0	343	99	234	234	19	19	

TOTALS	RPI 1-25	RPI 26-50	W-L RECORDS	RPI 51-100	RPI 101-999	RPI 201+				
11- 10	0- 0	0- 1	OVERALL	0- 4	11- 5	7- 2				
6- 4	0- 0	0- 1	HOME	0- 2	6- 1	2- 0				
3- 6	0- 0	0- 0	AWAY	0- 2	3- 4	3- 2				
2- 0	0- 0	0- 0	NEUTRAL	0- 0	2- 0	2- 0				
6- 3	0- 0	0- 0	NON-CONFERENCE	0- 2	6- 1	4- 1				
3- 1	0- 0	0- 0	HOME	0- 1	3- 0	1- 0				
1- 2	0- 0	0- 0	AWAY	0- 1	1- 1	1- 1				
2- 0	0- 0	0- 0	NEUTRAL	0- 0	2- 0	2- 0				
5- 7	0- 0	0- 1	CONFERENCE	0- 2	5- 4	3- 1				
3- 3	0- 0	0- 1	HOME	0- 1	3- 1	1- 0				
2- 4	0- 0	0- 0	AWAY	0- 1	2- 3	2- 1				
0- 0	0- 0	0- 0	NEUTRAL	0- 0	0- 0	0- 0				

RPI 1-25				RPI 26-50				RPI 51-100				RPI 101+				Team's RPI: 216
RPI	S	Opponent	Score	RPI	S	Opponent	Score	RPI	S	Opponent	Score	RPI	S	Opponent	Score	
				43	H	Western Ky.	65 79	66	A	Indiana	63 68	123	A	Middle Tenn.	48 56	
								68	A	UAB	52 68	153	H	UTEP	48 50	
								84	H	Kansas St.	54 55	170	H	Charlotte	73 68	
								93	H	Rice	49 50	171	H	Tulsa	66 43	
												176	A	Louisiana Tech	53 61	
												187	H	SMU	47 40	
												200	H	Southern Miss.	71 62	
												225	A	Fla. Atlantic	65 51	
												231	H	La Salle	70 44	
												266	N	Coastal Caro.	50 34	
												278	H	Old Dominion	63 46	
												296	A	UTSA	58 70	
												308	A	FIU	92 46	
												318	N	Detroit Mercy	63 57	
												334	A	Ill. -Chicago	67 70	
												346	A	Eastern Ill.	63 61	

LAST 12 Division I GAMES:																
200	H	Southern Miss.	71 62	68	A	UAB	52 68	123	A	Middle Tenn.	48 56	170	H	Charlotte	73 68	
225	A	Fla. Atlantic	65 51	176	A	Louisiana Tech	53 61	278	H	Old Dominion	63 46	308	A	FIU	92 46	
308	A	FIU	92 46	296	A	UTSA	58 70	318	N	Detroit Mercy	63 57	334	A	Ill. -Chicago	67 70	
296	A	UTSA	58 70	153	H	UTEP	48 50	346	A	Eastern Ill.	63 61					
153	H	UTEP	48 50													
43	H	Western Ky.	65 79													

Non-Div I Games: Mid-Amer. Christian 86 52 Tex. A&M Int'l 64 38 Okla. Panhandle 63 41

North Texas

Average RPI Win:	223	WON-LOST	WINNING	LAST 10	STRENGTH OF	OPP. STRENGTH	TEAM	ADJ.	CONF.	ADJ CONF.
Average RPI Loss:	118	RECORD	PCT. RANK	GAMES	SCHEDULE	OF SCHEDULE	RPI	RPI	RPI	RPI
DIV. I ONLY	12- 12	175	5- 5	104	210	139	139	10	10	
DIV. I NON-CONF.	5- 6	187	0- 0	199	307	214	214	12	12	

TOTALS	RPI 1-25	RPI 26-50	W-L RECORDS	RPI 51-100	RPI 101-999	RPI 201+				
12- 12	0- 0	0- 0	OVERALL	0- 7	12- 5	8- 1				
6- 4	0- 0	0- 0	HOME	0- 3	6- 1	3- 0				
5- 6	0- 0	0- 0	AWAY	0- 3	5- 3	4- 0				
1- 2	0- 0	0- 0	NEUTRAL	0- 1	1- 1	1- 1				
5- 6	0- 0	0- 0	NON-CONFERENCE	0- 2	5- 4	4- 1				
2- 2	0- 0	0- 0	HOME	0- 1	2- 1	1- 0				
2- 2	0- 0	0- 0	AWAY	0- 0	2- 2	2- 0				
1- 2	0- 0	0- 0	NEUTRAL	0- 1	1- 1	1- 1				
7- 6	0- 0	0- 0	CONFERENCE	0- 5	7- 1	4- 0				
4- 2	0- 0	0- 0	HOME	0- 2	4- 0	2- 0				
3- 4	0- 0	0- 0	AWAY	0- 3	3- 1	2- 0				
0- 0	0- 0	0- 0	NEUTRAL	0- 0	0- 0	0- 0				

RPI 1-25				RPI 26-50				RPI 51-100				RPI 101+				Team's RPI: 139
RPI	S	Opponent	Score	RPI	S	Opponent	Score	RPI	S	Opponent	Score	RPI	S	Opponent	Score	
								56	A	Elon	71 78	117	A	Delaware	64 53	
								58	A	Drexel	50 58	117	H	Delaware	73 59	
								58	H	Drexel	58 69	133	A	William & Mary	53 71	
								59	N	Houston	64 72	133	H	William & Mary	64 46	
								77	A	James Madi son	43 72	158	H	Marist	78 72	
								77	H	James Madi son	57 60	178	A	New Hampshire	50 65	
								79	H	Harvard	69 79	193	H	Providence	95 98	
												195	A	Boston U.	73 74	
												239	N	New Mexico St.	65 64	
												253	H	Col. of Charleston	59 37	
												255	N	Illinois St.	55 65	
												258	H	Fairfield	63 43	
												259	A	Towson	70 61	
												282	A	UNCW	54 47	
												282	H	UNCW	56 39	
												283	A	Massachusetts	64 54	
												290	A	Vermont	71 66	

LAST 12 Division I GAMES:																
133	A	William & Mary	53 71	133	H	William & Mary	64 46									
77	A	James Madi son	43 72	58	H	Drexel	58 69									
117	H	Delaware	73 59	253	H	Col. of Charleston	59 37									
282	H	UNCW	56 39	56	A	Elon	71 78									
58	A	Drexel	50 58	282	A	UNCW	54 47									
117	A	Delaware	64 53	77	H	James Madi son	57 60									

Non-Div I Games:

Northeastern

Average RPI Win:	236	WON-LOST	WINNING	LAST 10	STRENGTH OF	OPP. STRENGTH	TEAM	ADJ.	CONF.	ADJ CONF.
Average RPI Loss:	193	RECORD	PCT. RANK	GAMES	SCHEDULE	OF SCHEDULE	RPI	RPI	RPI	RPI
DIV. I ONLY	4- 19	315	1- 9	201	314	315	315	19	19	
DIV. I NON-CONF.	2- 8	290	0- 0	203	330	308	308	13	13	

TOTALS	RPI 1-25	RPI 26-50	W-L RECORDS	RPI 51-100	RPI 101-999	RPI 201+				
4- 19	0- 0	0- 1	OVERALL	0- 1	4- 17	2- 9				
2- 9	0- 0	0- 1	HOME	0- 1	2- 7	1- 5				
1- 10	0- 0	0- 0	AWAY	0- 0	1- 10	1- 4				
1- 0	0- 0	0- 0	NEUTRAL	0- 0	1- 0	0- 0				
2- 8	0- 0	0- 0	NON-CONFERENCE	0- 1	2- 7	1- 4				
1- 4	0- 0	0- 0	HOME	0- 1	1- 3	1- 2				
0- 4	0- 0	0- 0	AWAY	0- 0	0- 4	0- 2				
1- 0	0- 0	0- 0	NEUTRAL	0- 0	1- 0	0- 0				
2- 11	0- 0	0- 1	CONFERENCE	0- 0	2- 10	1- 5				
1- 5	0- 0	0- 1	HOME	0- 0	1- 4	0- 3				
1- 6	0- 0	0- 0	AWAY	0- 0	1- 6	1- 2				
0- 0	0- 0	0- 0	NEUTRAL	0- 0	0- 0	0- 0				

RPI	S	Opponent	Score	RPI	S	Opponent	Score	RPI	S	Opponent	Score	RPI	S	Opponent	Score
34	H	Northern Colo.	63 85	93	H	Rice	83 88	134	A	Idaho	68 83	154	H	Cal Poly	73 89
								155	A	Idaho St.	59 76	155	H	Idaho St.	55 75
								163	A	Eastern Wash.	62 82	165	N	Boise St.	62 60
								173	A	Weber St.	63 77	173	H	Weber St.	76 75
								177	A	Denver	73 80	181	A	Youngstown St.	67 69
								207	H	UC Santa Barbara	93 96	218	A	CSUN	69 78
								241	A	Montana St.	39 81	241	H	Montana St.	56 78
								245	A	Montana	62 70	245	H	Montana	52 69
								254	A	Hawaii	68 84	268	H	Grand Canyon	54 72
								280	H	Arizona	84 66	327	A	Southern Utah	72 55
								327	H	Southern Utah	57 60				
LAST 12 Division I GAMES:															
34	H	Northern Colo.	63 85	134	A	Idaho	68 83	163	A	Eastern Wash.	62 82	327	H	Southern Utah	57 60
327	A	Southern Utah	72 55	155	H	Idaho St.	55 75	173	H	Weber St.	76 75	241	A	Montana St.	39 81
173	A	Weber St.	63 77	177	A	Denver	73 80	207	H	UC Santa Barbara	93 96				
155	A	Idaho St.	59 76	218	A	CSUN	69 78	241	H	Montana St.	56 78				
245	H	Montana	52 69	245	H	Montana	52 69	254	A	Hawaii	68 84				
241	H	Montana St.	56 78	268	H	Grand Canyon	54 72	280	H	Arizona	84 66				

Non-Div I Games: Antelope Valley 104 49

Northern Ariz.

Average RPI Win:	172	WON-LOST	WINNING	LAST 10	STRENGTH OF	OPP. STRENGTH	TEAM	ADJ.	CONF.	ADJ CONF.
Average RPI Loss:	118	RECORD	PCT. RANK	GAMES	SCHEDULE	OF SCHEDULE	RPI	RPI	RPI	RPI
DIV. I ONLY	19- 6	45	7- 3	47	215	34	34	19	19	
DIV. I NON-CONF.	8- 3	65	0- 0	16	94	22	22	13	13	
<hr/>										
TOTALS	RPI 1-25	RPI 26-50	W-L RECORDS	RPI 51-100	RPI 101-999	RPI 201+				
19- 6	1- 0	1- 0	OVERALL	1- 2	16- 4	6- 0				
9- 2	0- 0	1- 0	HOME	0- 0	8- 2	2- 0				
9- 4	1- 0	0- 0	AWAY	0- 2	8- 2	4- 0				
1- 0	0- 0	0- 0	NEUTRAL	1- 0	0- 0	0- 0				
8- 3	1- 0	1- 0	NON-CONFERENCE	1- 2	5- 1	1- 0				
4- 1	0- 0	1- 0	HOME	0- 0	3- 1	0- 0				
3- 2	1- 0	0- 0	AWAY	0- 2	2- 0	1- 0				
1- 0	0- 0	0- 0	NEUTRAL	1- 0	0- 0	0- 0				
11- 3	0- 0	0- 0	CONFERENCE	0- 0	11- 3	5- 0				
5- 1	0- 0	0- 0	HOME	0- 0	5- 1	2- 0				
6- 2	0- 0	0- 0	AWAY	0- 0	6- 2	3- 0				
0- 0	0- 0	0- 0	NEUTRAL	0- 0	0- 0	0- 0				

RPI	S	Opponent	Score	RPI	S	Opponent	Score	Team's RPI: 34	RPI	S	Opponent	Score	RPI	S	Opponent	Score
22	A	DePaul	94 88	27	H	LSU	58 50		53	A	Qui nni pi ac	49 60	113	H	Colorado St.	44 55
									74	A	Fordham	33 48	128	H	BYU	79 74
									89	N	Li berty	65 57	134	A	Idaho	78 72
													134	H	Idaho	71 79
													151	H	San Franci sco	73 60
													155	A	Idaho St.	63 57
													155	H	Idaho St.	75 52
													162	A	North Dakota	70 78
													163	A	Eastern Wash.	70 65
													163	H	Eastern Wash.	68 62
													164	H	Paci fic	80 55
													173	A	Weber St.	73 82
													173	H	Weber St.	71 69
													177	A	Denver	71 63
													241	A	Montana St.	78 63
													241	H	Montana St.	82 69
													245	A	Montana	64 58
													245	H	Montana	68 50
													271	A	UMKC	88 73
													315	A	Northern Ariz.	85 63
<hr/>																
LAST 12 Division I GAMES:																
315	A	Northern Ariz.	85 63	134	H	Idaho	71 79		162	A	North Dakota	70 78				
173	H	Weber St.	71 69						155	A	Idaho St.	63 57				
155	H	Idaho St.	75 52						173	A	Weber St.	73 82				
241	A	Montana St.	78 63						245	H	Montana	68 50				
245	A	Montana	64 58						241	H	Montana St.	82 69				
163	H	Eastern Wash.	68 62													

Non-Div I Games:

Northern Colo.

Average RPI Win:	214	WON-LOST	WINNING	LAST 10	STRENGTH OF	OPP. STRENGTH	TEAM	ADJ.	CONF.	ADJ CONF.
Average RPI Loss:	84	RECORD	PCT. RANK	GAMES	SCHEDULE	OF SCHEDULE	RPI	RPI	RPI	RPI
DIV. I ONLY	13- 11	148	3- 7	150	108	127	127	7	7	
DIV. I NON-CONF.	8- 3	65	0- 0	283	281	122	122	8	8	

TOTALS	RPI 1-25	RPI 26-50	W-L RECORDS	RPI 51-100	RPI 101-999	RPI 201+				
13- 11	1- 1	0- 2	OVERALL	0- 5	12- 3	8- 1				
6- 3	1- 0	0- 1	HOME	0- 1	5- 1	3- 1				
6- 6	0- 0	0- 0	AWAY	0- 1	6- 0	4- 0				
1- 2	0- 0	0- 0	NEUTRAL	0- 1	1- 1	1- 0				
8- 3	0- 1	0- 0	NON-CONFERENCE	0- 1	8- 1	6- 0				
3- 0	0- 0	0- 0	HOME	0- 0	3- 0	2- 0				
4- 1	0- 1	0- 0	AWAY	0- 0	4- 0	3- 0				
1- 2	0- 0	0- 0	NEUTRAL	0- 1	1- 1	1- 0				
5- 8	1- 0	0- 2	CONFERENCE	0- 4	4- 2	2- 1				
3- 3	1- 0	0- 1	HOME	0- 1	2- 1	1- 1				
2- 5	0- 0	0- 1	AWAY	0- 3	2- 1	1- 0				
0- 0	0- 0	0- 0	NEUTRAL	0- 0	0- 0	0- 0				

RPI 1-25				RPI 26-50				RPI 51-100				RPI 101+ Team's RPI: 127			
RPI	S	Opponent	Score	RPI	S	Opponent	Score	RPI	S	Opponent	Score	RPI	S	Opponent	Score
14	H	Buffalo	86 84	26	H	Central Mi ch.	78 81	62	A	Toledo	60 63	101	H	Western Ill.	96 94
17	A	Iowa	80 105	42	A	Ball St.	72 81	80	N	Albany (NY)	91 97	105	A	Western Mi ch.	83 88
								82	A	Ohio	75 77	114	N	Lamar University	80 90
								91	A	Miami (OH)	65 67	144	A	Kent St.	72 62
								91	H	Miami (OH)	62 77	144	H	Kent St.	81 79
												148	A	SIUE	86 75
												206	H	Bowling Green	73 68
												214	H	Eastern Mi ch.	76 83
												215	A	Akron	84 61
												250	H	Bradley	76 52
												272	N	Sacramento St.	84 75
												296	A	UTSA	69 55
												309	H	Loyola Chi cago	80 71
												340	A	Chi cago St.	80 59
												346	A	Eastern Ill.	93 64

LAST 12 Division I GAMES:															
206	H	Bowling Green	73 68	214	H	Eastern Mi ch.	76 83								
215	A	Akron	84 61	26	H	Central Mi ch.	78 81								
144	A	Kent St.	72 62	62	A	Toledo	60 63								
91	H	Miami (OH)	62 77	105	A	Western Mi ch.	83 88								
42	A	Ball St.	72 81	14	H	Buffalo	86 84								
82	A	Ohio	75 77	144	H	Kent St.	81 79								

Non-Div I Games:

Northern Ill.

Average RPI Win:	208	WON-LOST	WINNING	LAST 10	STRENGTH OF	OPP. STRENGTH	TEAM	ADJ.	CONF.	ADJ CONF.
Average RPI Loss:	151	RECORD	PCT. RANK	GAMES	SCHEDULE	OF SCHEDULE	RPI	RPI	RPI	RPI
DIV. I ONLY	7- 17	279	4- 6	117	208	242	242	11	11	
DIV. I NON-CONF.	1- 9	318	0- 0	174	303	299	299	15	15	

TOTALS	RPI 1-25	RPI 26-50	W-L RECORDS	RPI 51-100	RPI 101-999	RPI 201+				
7- 17	1- 1	0- 0	OVERALL	0- 4	6- 12	4- 5				
4- 8	1- 0	0- 0	HOME	0- 3	3- 5	3- 1				
3- 8	0- 1	0- 0	AWAY	0- 0	3- 7	1- 4				
0- 1	0- 0	0- 0	NEUTRAL	0- 1	0- 0	0- 0				
1- 9	0- 0	0- 0	NON-CONFERENCE	0- 2	1- 7	0- 4				
0- 4	0- 0	0- 0	HOME	0- 1	0- 3	0- 1				
1- 4	0- 0	0- 0	AWAY	0- 0	1- 4	0- 3				
0- 1	0- 0	0- 0	NEUTRAL	0- 1	0- 0	0- 0				
6- 8	1- 1	0- 0	CONFERENCE	0- 2	5- 5	4- 1				
4- 4	1- 0	0- 0	HOME	0- 2	3- 2	3- 0				
2- 4	0- 1	0- 0	AWAY	0- 0	2- 3	1- 1				
0- 0	0- 0	0- 0	NEUTRAL	0- 0	0- 0	0- 0				

RPI 1-25				RPI 26-50				RPI 51-100				RPI 101+ Team's RPI: 242			
RPI	S	Opponent	Score	RPI	S	Opponent	Score	RPI	S	Opponent	Score	RPI	S	Opponent	Score
13	A	Green Bay	41 58					66	H	Indiana	56 67	111	A	Cleveland St.	49 72
13	H	Green Bay	62 54					67	H	IUPUI	35 71	111	H	Cleveland St.	65 70
								90	N	Jacksonville	49 61	125	A	Milwaukee	60 57
								98	H	Wright St.	63 68	125	H	Milwaukee	49 52
												131	A	ETSU	57 45
												144	H	Kent St.	54 59
												145	H	Robert Morris	50 59
												181	A	Youngstown St.	51 54
												182	A	Stetson	56 67
												219	A	Oakland	53 79
												219	H	Oakland	66 59
												229	A	North Florida	50 58
												237	H	Austin Peay	52 53
												255	A	Illinois St.	37 49
												298	A	Murray St.	87 98
												318	A	Detroit Mercy	78 67
												318	H	Detroit Mercy	64 60
												334	H	Ill.-Chicago	61 53

LAST 12 Division I GAMES:															
318	H	Detroit Mercy	64 60	334	H	Ill.-Chicago	61 53								
219	H	Oakland	66 59	67	H	IUPUI	35 71								
125	A	Milwaukee	60 57	111	H	Cleveland St.	65 70								
13	A	Green Bay	41 58	98	H	Wright St.	63 68								
111	A	Cleveland St.	49 72	219	A	Oakland	53 79								
181	A	Youngstown St.	51 54	318	A	Detroit Mercy	78 67								

Non-Div I Games: Oakland City 103 25

Northern Ky.

Average RPI Win:	231	WON-LOST	WINNING	LAST 10	STRENGTH OF	OPP. STRENGTH	TEAM	ADJ.	CONF.	ADJ CONF.
Average RPI Loss:	68	RECORD	PCT. RANK	GAMES	SCHEDULE	OF SCHEDULE	RPI	RPI	RPI	RPI
DIV. I ONLY	9- 18	259	1- 9	85	75	192	192	3	3	
DIV. I NON-CONF.	7- 7	170	0- 0	169	143	179	179	4	4	
<hr/>										
TOTALS	RPI 1-25	RPI 26-50	W-L RECORDS	RPI 51-100	RPI 101-999	RPI 201+				
9- 18	0- 4	0- 5	OVERALL	0- 4	9- 5	6- 0				
5- 8	0- 4	0- 2	HOME	0- 1	5- 1	4- 0				
3- 8	0- 0	0- 0	AWAY	0- 1	3- 0	2- 0				
1- 2	0- 0	0- 0	NEUTRAL	0- 0	1- 2	0- 0				
7- 7	0- 2	0- 1	NON-CONFERENCE	0- 0	7- 4	5- 0				
4- 3	0- 2	0- 0	HOME	0- 0	4- 1	4- 0				
2- 2	0- 0	0- 1	AWAY	0- 0	2- 1	1- 0				
1- 2	0- 0	0- 0	NEUTRAL	0- 0	1- 2	0- 0				
2- 11	0- 2	0- 4	CONFERENCE	0- 4	2- 1	1- 0				
1- 5	0- 2	0- 2	HOME	0- 1	1- 0	0- 0				
1- 6	0- 0	0- 2	AWAY	0- 3	1- 1	1- 0				
0- 0	0- 0	0- 0	NEUTRAL	0- 0	0- 0	0- 0				

RPI 1-25				RPI 26-50				RPI 51-100				RPI 101+ Team's RPI: 192			
RPI	S	Opponent	Score	RPI	S	Opponent	Score	RPI	S	Opponent	Score	RPI	S	Opponent	Score
13	H	Green Bay	57 63	32	A	Syracuse	74 81	60	H	Nebraska	59 69	103	N	Auburn	49 48
17	H	Iowa	61 70	39	H	Minnesota	63 90	63	A	Michigan St.	51 81	107	A	Missouri St.	59 90
19	H	Maryland	65 68	41	A	Purdue	60 63	66	A	Indiana	73 78	115	N	Chattanooga	44 61
22	H	DePaul	63 92	46	A	Michigan	63 84	81	A	Penn St.	59 67	125	H	Milwaukee	57 66
				46	H	Michigan	59 80					135	N	Georgetown	54 55
												183	A	UT Martin	71 63
												188	A	Wisconsin	46 58
												188	H	Wisconsin	69 60
												205	H	Stony Brook	68 36
												213	A	Illinois	74 59
												219	H	Oakland	88 70
												286	H	Santa Clara	57 47
												340	A	Chicago St.	63 36
												346	H	Eastern Ill.	74 40
<hr/>															
LAST 12 Division I GAMES:															
81	A	Penn St.	59 67	188	A	Wisconsin	46 58								
17	H	Iowa	61 70	41	A	Purdue	60 63								
46	A	Michigan	63 84	188	H	Wisconsin	69 60								
66	A	Indiana	73 78	60	H	Nebraska	59 69								
46	H	Michigan	59 80	63	A	Michigan St.	51 81								
19	H	Maryland	65 68	213	A	Illinois	74 59								

Non-Div I Games:

Northwestern

Average RPI Win:	299	WON-LOST	WINNING	LAST 10	STRENGTH OF	OPP. STRENGTH	TEAM	ADJ.	CONF.	ADJ CONF.
Average RPI Loss:	181	RECORD	PCT. RANK	GAMES	SCHEDULE	OF SCHEDULE	RPI	RPI	RPI	RPI
DIV. I ONLY	3- 18	326	2- 8	207	300	322	322	26	26	
DIV. I NON-CONF.	1- 6	306	0- 0	125	105	248	248	25	25	

TOTALS	RPI 1-25	RPI 26-50	W-L RECORDS	RPI 51-100	RPI 101-999	RPI 201+				
3- 18	0- 1	0- 1	OVERALL	0- 1	3- 15	3- 9				
2- 6	0- 0	0- 0	HOME	0- 0	2- 6	2- 3				
1- 11	0- 0	0- 0	AWAY	0- 0	1- 1	1- 0				
0- 1	0- 0	0- 0	NEUTRAL	0- 0	0- 1	0- 1				
1- 6	0- 1	0- 1	NON-CONFERENCE	0- 1	1- 3	1- 1				
0- 1	0- 0	0- 0	HOME	0- 0	0- 1	0- 0				
1- 4	0- 1	0- 1	AWAY	0- 1	1- 1	1- 0				
0- 1	0- 0	0- 0	NEUTRAL	0- 0	0- 1	0- 1				
2- 12	0- 0	0- 0	CONFERENCE	0- 0	2- 12	2- 8				
2- 5	0- 0	0- 0	HOME	0- 0	2- 5	2- 3				
0- 7	0- 0	0- 0	AWAY	0- 0	0- 7	0- 5				
0- 0	0- 0	0- 0	NEUTRAL	0- 0	0- 0	0- 0				

RPI 1-25				RPI 26-50				RPI 51-100				RPI 101+ Team's RPI: 322			
RPI	S	Opponent	Score	RPI	S	Opponent	Score	RPI	S	Opponent	Score	RPI	S	Opponent	Score
11	A	Texas	44 68	47	A	Oklahoma St.	44 78	75	A	TCU	51 89	114	A	Lamar University	44 71
												120	H	Central Ark.	53 61
												122	A	SFA	48 83
												122	H	SFA	62 70
												141	A	Ole Miss	44 75
												200	H	Southern Miss.	59 71
												211	A	Abilene Christian	41 80
												227	A	New Orleans	63 81
												227	H	New Orleans	52 47
												233	N	Texas Southern	43 56
												243	H	A&M-Corpus Christi	56 62
												245	H	Nicholls St.	63 79
												263	A	McNeese	67 72
												263	H	McNeese	44 60
												297	A	Southeastern La.	65 71
												323	A	Houston Baptist	51 57
												333	H	Sam Houston St.	63 60
												338	A	La.-Monroe	70 48

LAST 12 Division I GAMES:															
323	A	Houston Baptist	51 57	227	A	New Orleans	63 81	297	A	Southeastern La.	65 71	333	H	Sam Houston St.	63 60
122	A	SFA	48 83	211	A	Abilene Christian	41 80	122	H	SFA	62 70	243	H	A&M-Corpus Christi	56 62
114	A	Lamar University	44 71	120	H	Central Ark.	53 61								
263	H	McNeese	44 60												
227	H	New Orleans	52 47												

Non-Div I Games: LeTourneau 82 39 LSU-Shreveport 62 42 LSU-Alexandria 85 55 Central Baptist 87 22 Northwestern St.

Average RPI	Win:	73	WON-LOST	WINNING	LAST 10	STRENGTH OF	OPP. STRENGTH	TEAM	ADJ.	CONF.	ADJ CONF.
Average RPI	Loss:	3	RECORD	PCT. RANK	GAMES	SCHEDULE	OF SCHEDULE	RPI	RPI	RPI	RPI
DIV. I ONLY		24- 2	5	9- 1	2	2	2	2	2	1	1
DIV. I NON-CONF.		12- 1	6	1- 0	2	8	2	2	2	1	1

TOTALS	RPI 1-25		RPI 26-50		W-L RECORDS	RPI 51-100		RPI 101-999		RPI 201+	
24- 2	6- 2		6- 0		OVERALL	6- 0		6- 0		1- 0	
11- 0	2- 0		2- 0		HOME	3- 0		4- 0		1- 0	
10- 2	2- 2		4- 0		AWAY	3- 0		1- 0		0- 0	
3- 0	2- 0		0- 0		NEUTRAL	0- 0		1- 0		0- 0	
12- 1	4- 1		4- 0		NON-CONFERENCE	2- 0		2- 0		1- 0	
5- 0	2- 0		1- 0		HOME	1- 0		1- 0		1- 0	
4- 1	0- 1		3- 0		AWAY	1- 0		0- 0		0- 0	
3- 0	2- 0		0- 0		NEUTRAL	0- 0		1- 0		0- 0	
12- 1	2- 1		2- 0		CONFERENCE	4- 0		4- 0		0- 0	
6- 0	0- 0		1- 0		HOME	2- 0		3- 0		0- 0	
6- 1	2- 1		1- 0		AWAY	2- 0		1- 0		0- 0	
0- 0	0- 0		0- 0		NEUTRAL	0- 0		0- 0		0- 0	

RPI	S	Opponent	Score	RPI	S	Opponent	Score	RPI	S	Opponent	Score	RPI	S	Opponent	Score
1	A	UConn	71 80	30	A	Virginia	83 69	51	H	Miami (FL)	83 76	106	H	North Carolina	94 62
4	A	Louisville	67 100	32	H	Syracuse	87 72	63	H	Michigan St.	90 59	131	N	ETSU	77 46
6	A	Florida St.	100 69	33	H	Marquette	91 85	64	A	Georgia Tech	77 54	137	H	Clemson	90 37
10	H	Tennessee	84 70	43	A	Western Ky.	78 65	64	H	Georgia Tech	85 69	168	A	Pittsburgh	87 53
15	N	South Carolina	92 85	46	A	Michigan	83 63	71	A	Penn	66 54	201	H	Boston College	89 60
18	A	Duke	72 54	49	A	Oregon St.	72 67	97	A	Wake Forest	96 73	273	H	Mt. St. Mary's	121 65
22	H	DePaul	91 82												
25	N	South Fla.	76 66												

LAST 12 Division I GAMES:															
30	A	Virginia	83 69	137	H	Clemson	90 37	10	H	Tennessee	84 70	4	A	Louisville	67 100
64	H	Georgia Tech	85 69	10	H	Tennessee	84 70	64	A	Georgia Tech	77 54	64	A	Georgia Tech	77 54
18	A	Duke	72 54	201	H	Boston College	89 60	51	H	Miami (FL)	83 76				
106	H	North Carolina	94 62												
6	A	Florida St.	100 69												
168	A	Pittsburgh	87 53												

Non-Div I Games:

Notre Dame

Average RPI Win:	275	WON-LOST	WINNING	LAST 10	STRENGTH OF	OPP. STRENGTH	TEAM	ADJ.	CONF.	ADJ CONF.
Average RPI Loss:	103	RECORD	PCT. RANK	GAMES	SCHEDULE	OF SCHEDULE	RPI	RPI	RPI	RPI
DIV. I ONLY	10- 14	219	2- 8	189	160	219	219	11	11	
DIV. I NON-CONF.	6- 4	122	0- 0	289	173	158	158	15	15	

TOTALS	RPI 1-25	RPI 26-50	W-L RECORDS	RPI 51-100	RPI 101-999	RPI 201+				
10- 14	0- 1	0- 2	OVERALL	0- 5	10- 6	9- 1				
4- 7	0- 1	0- 1	HOME	0- 2	4- 3	4- 0				
4- 7	0- 0	0- 1	AWAY	0- 3	4- 3	3- 1				
2- 0	0- 0	0- 0	NEUTRAL	0- 0	2- 0	2- 0				
6- 4	0- 0	0- 2	NON-CONFERENCE	0- 1	6- 1	6- 0				
2- 1	0- 0	0- 1	HOME	0- 0	2- 0	2- 0				
2- 3	0- 0	0- 1	AWAY	0- 1	2- 1	2- 0				
2- 0	0- 0	0- 0	NEUTRAL	0- 0	2- 0	2- 0				
4- 10	0- 1	0- 0	CONFERENCE	0- 4	4- 5	3- 1				
2- 6	0- 1	0- 0	HOME	0- 2	2- 3	2- 0				
2- 4	0- 0	0- 0	AWAY	0- 2	2- 2	1- 1				
0- 0	0- 0	0- 0	NEUTRAL	0- 0	0- 0	0- 0				

RPI	S	Opponent	Score	RPI	S	Opponent	Score	RPI	S	Opponent	Score	RPI	S	Opponent	Score	Team's RPI: 219
13	H	Green Bay	48 81	26	H	Central Mich.	85 103	63	A	Michigan St.	63 95	111	A	Cleveland St.	62 70	
				46	A	Michigan	69 78	67	A	IUPUI	64 80	111	H	Cleveland St.	66 86	
								67	H	IUPUI	55 73	125	H	Milwaukee	62 74	
								98	A	Wright St.	75 80	181	A	Youngstown St.	58 48	
								98	H	Wright St.	57 77	181	H	Youngstown St.	76 86	
												192	A	Northwestern	70 88	
												242	A	Northern Ky.	59 66	
												242	H	Northern Ky.	79 53	
												244	H	Niagara	67 59	
												255	H	Illinois St.	64 43	
												270	A	Cornell	79 77	
												278	N	Old Dominion	80 59	
												289	A	Canius	83 48	
												318	H	Detroit Mercy	83 50	
												334	A	Ill.-Chicago	67 63	
												339	N	Ark.-Pine Bluff	69 37	

LAST 12 Division I GAMES:																
				67	H	IUPUI	55 73	13	H	Green Bay	48 81					
				98	A	Wright St.	75 80	125	H	Milwaukee	62 74					
				242	A	Northern Ky.	59 66	67	A	IUPUI	64 80					
				111	H	Cleveland St.	66 86	334	A	Ill.-Chicago	67 63					
				181	H	Youngstown St.	76 86	242	H	Northern Ky.	79 53					
				318	H	Detroit Mercy	83 50	98	H	Wright St.	57 77					

Non-Div I Games: Mich.-Dearborn 104 44

Oakland

Average RPI Win:	164	WON-LOST	WINNING	LAST 10	STRENGTH OF	OPP. STRENGTH	TEAM	ADJ.	CONF.	ADJ CONF.
Average RPI Loss:	78	RECORD	PCT. RANK	GAMES	SCHEDULE	OF SCHEDULE	RPI	RPI	RPI	RPI
DIV. I ONLY	12- 11	162	5- 5	32	92	82	82	7	7	
DIV. I NON-CONF.	5- 5	170	0- 0	61	188	112	112	8	8	

TOTALS	RPI 1-25	RPI 26-50	W-L RECORDS	RPI 51-100	RPI 101-999	RPI 201+				
12- 11	0- 1	2- 4	OVERALL	1- 3	9- 3	5- 1				
6- 4	0- 1	1- 2	HOME	1- 1	4- 0	2- 0				
6- 5	0- 0	1- 0	AWAY	0- 1	5- 0	3- 0				
0- 2	0- 0	0- 1	NEUTRAL	0- 0	0- 1	0- 0				
5- 5	0- 0	1- 2	NON-CONFERENCE	0- 1	4- 2	3- 0				
2- 2	0- 0	0- 1	HOME	0- 1	2- 0	1- 0				
3- 1	0- 0	1- 0	AWAY	0- 0	2- 1	2- 0				
0- 2	0- 0	0- 1	NEUTRAL	0- 0	0- 1	0- 0				
7- 6	0- 1	1- 2	CONFERENCE	1- 2	5- 1	2- 1				
4- 2	0- 1	1- 1	HOME	1- 0	2- 0	1- 0				
3- 4	0- 0	0- 1	AWAY	0- 2	3- 1	1- 1				
0- 0	0- 0	0- 0	NEUTRAL	0- 0	0- 0	0- 0				

RPI	S	Opponent	Score	RPI	S	Opponent	Score	RPI	S	Opponent	Score	RPI	S	Opponent	Score
14	H	Buffalo	63 67	26	A	Central Mich.	58 82	62	A	Toledo	57 75	105	A	Western Mich.	69 54
				26	H	Central Mich.	72 74	62	H	Toledo	78 61	111	A	Cleveland St.	64 71
				30	N	Virginia	59 77	67	H	IUPUI	52 76	127	H	Northern Ill.	77 75
				41	A	Purdue	77 71	91	A	Miami (OH)	55 64	144	A	Kent St.	78 65
				42	H	Ball St.	80 76					174	N	Furman	68 70
				46	H	Michigan	61 74					184	H	High Point	64 61
												206	A	Bowling Green	70 63
												214	A	Eastern Mich.	58 73
												215	H	Akron	70 67
												217	H	N.C. A&T	72 65
												293	A	Eastern Ky.	69 57
												326	A	Marshall	54 52

Team's RPI: 82															
LAST 12 Division I GAMES:															
214	A	Eastern Mich.	58 73	206	A	Bowling Green	70 63	14	H	Buffalo	63 67	105	A	Western Mich.	69 54
144	A	Kent St.	78 65	14	H	Buffalo	63 67	62	A	Toledo	57 75	215	H	Akron	70 67
26	H	Central Mich.	72 74	62	A	Toledo	78 61	26	A	Central Mich.	58 82				
42	H	Ball St.	80 76	91	A	Miami (OH)	55 64								
91	A	Miami (OH)	55 64												
127	H	Northern Ill.	77 75												

Non-Div I Games: Notre Dame (OH) 93 37

Ohio

Average RPI	Win:	94	WON-LOST	WINNING	LAST 10	STRENGTH OF	OPP. STRENGTH	TEAM	ADJ.	CONF.	ADJ CONF.
Average RPI	Loss:	22	RECORD	PCT. RANK	GAMES	SCHEDULE	OF SCHEDULE	RPI	RPI	RPI	RPI
DIV. I ONLY		21- 6		39	6- 4	6	5	7	7	3	3
DIV. I NON-CONF.		11- 3		45	0- 1	9	5	6	6	4	4

TOTALS	RPI 1-25		RPI 26-50		W-L RECORDS	RPI 51-100		RPI 101-999		RPI 201+	
21- 6	3- 5		3- 1		OVERALL	7- 0		8- 0		1- 0	
11- 2	2- 1		1- 1		HOME	5- 0		3- 0		0- 0	
7- 4	0- 4		1- 0		AWAY	2- 0		4- 0		1- 0	
3- 0	1- 0		1- 0		NEUTRAL	0- 0		1- 0		0- 0	
11- 3	2- 3		1- 0		NON-CONFERENCE	2- 0		6- 0		0- 0	
6- 1	1- 1		0- 0		HOME	2- 0		3- 0		0- 0	
2- 2	0- 2		0- 0		AWAY	0- 0		2- 0		0- 0	
3- 0	1- 0		1- 0		NEUTRAL	0- 0		1- 0		0- 0	
10- 3	1- 2		2- 1		CONFERENCE	5- 0		2- 0		1- 0	
5- 1	1- 0		1- 1		HOME	3- 0		0- 0		0- 0	
5- 2	0- 2		1- 0		AWAY	2- 0		2- 0		1- 0	
0- 0	0- 0		0- 0		NEUTRAL	0- 0		0- 0		0- 0	

RPI	S	Opponent	Score	RPI	S	Opponent	Score	RPI	S	Opponent	Score	RPI	S	Opponent	Score
4	H	Louisville	90 95	39	H	Minnesota	91 75	53	H	Quinnipiac	95 63	116	H	Dartmouth	103 70
12	H	Stanford	85 64	46	A	Michigan	78 71	60	A	Nebraska	73 61	132	A	Cincinnati	87 76
12	N	Stanford	94 82	46	H	Michigan	75 84	63	H	Michigan St.	78 62	134	H	Idaho	99 56
17	A	Iowa	89 103	48	N	FGCU	104 62	66	A	Indiana	77 62	160	A	Florida	103 77
18	A	Duke	60 69					66	H	Indiana	85 70	175	H	Washington	85 76
19	A	Maryland	69 99					81	H	Penn St.	94 64	188	A	Wisconsin	68 55
23	H	Rutgers	90 68					83	H	Maine	83 70	198	N	Memphis	100 69
25	A	South Fla.	65 84									213	A	Illinois	88 69

LAST 12 Division I GAMES:															
213	A	Illinois	88 69	17	A	Iowa	89 103								
25	A	South Fla.	65 84	19	A	Maryland	69 99								
23	H	Rutgers	90 68	46	H	Michigan	75 84								
188	A	Wisconsin	68 55	66	A	Indiana	77 62								
81	H	Penn St.	94 64	46	A	Michigan	78 71								
63	H	Michigan St.	78 62	39	H	Minnesota	91 75								

Non-Div I Games:

Ohio St.

Average RPI Win:	164	WON-LOST	WINNING	LAST 10	STRENGTH OF	OPP. STRENGTH	TEAM	ADJ.	CONF.	ADJ CONF.
Average RPI Loss:	31	RECORD	PCT. RANK	GAMES	SCHEDULE	OF SCHEDULE	RPI	RPI	RPI	RPI
DIV. I ONLY	18- 7	59	6- 4	72	25	47	47	4	4	
DIV. I NON-CONF.	9- 2	33	0- 0	168	104	62	62	5	5	

TOTALS	RPI 1-25	RPI 26-50	W-L RECORDS	RPI 51-100	RPI 101-999	RPI 201+				
18- 7	1- 5	2- 0	OVERALL	4- 1	11- 1	7- 0				
13- 2	1- 1	1- 0	HOME	2- 0	9- 1	6- 0				
4- 4	0- 3	1- 0	AWAY	1- 1	2- 0	1- 0				
1- 1	0- 1	0- 0	NEUTRAL	1- 0	0- 0	0- 0				
9- 2	1- 2	0- 0	NON-CONFERENCE	1- 0	7- 0	5- 0				
8- 0	1- 0	0- 0	HOME	0- 0	7- 0	5- 0				
0- 1	0- 1	0- 0	AWAY	0- 0	0- 0	0- 0				
1- 1	0- 1	0- 0	NEUTRAL	1- 0	0- 0	0- 0				
9- 5	0- 3	2- 0	CONFERENCE	3- 1	4- 1	2- 0				
5- 2	0- 1	1- 0	HOME	2- 0	2- 1	1- 0				
4- 3	0- 2	1- 0	AWAY	1- 1	2- 0	1- 0				
0- 0	0- 0	0- 0	NEUTRAL	0- 0	0- 0	0- 0				

RPI 1-25				RPI 26-50				Team's RPI: 47				RPI 51-100				RPI 101+			
RPI	S	Opponent	Score	RPI	S	Opponent	Score	RPI	S	Opponent	Score	RPI	S	Opponent	Score	RPI	S	Opponent	Score
3	A	Mississippi St.	76 79	29	A	Oklahoma	70 67	54	H	West Virginia	79 73	102	A	Iowa St.	81 73				
5	A	Baylor	64 77	29	H	Oklahoma	96 82	69	N	South Dakota	76 68	102	H	Iowa St.	69 78				
5	H	Baylor	45 87					75	A	TCU	71 54	151	H	Wichita St.	91 67				
8	H	UCLA	87 72					84	A	Kansas St.	64 80	166	H	Kansas	92 63				
10	N	Tennessee	69 79					84	H	Kansas St.	76 68	186	H	Southern U.	94 66				
11	A	Texas	79 84									220	A	Texas Tech	98 57				
																220	H	Texas Tech	80 62
																284	H	USC Upstate	108 71
																311	H	UTRGV	80 38
																312	H	Incarnate Word	86 35
																322	H	Northwestern St.	78 44
																338	H	La.-Monroe	112 58
LAST 12 Division I GAMES:																			
				5	H	Baylor	45 87					102	H	Iowa St.	69 78				
				102	A	Iowa St.	81 73					29	A	Oklahoma	70 67				
				75	A	TCU	71 54					54	H	West Virginia	79 73				
				166	H	Kansas	92 63					84	A	Kansas St.	64 80				
				5	A	Baylor	64 77					29	H	Oklahoma	96 82				
				220	H	Texas Tech	80 62					11	A	Texas	79 84				

Non-Div I Games:

Oklahoma St.

Average RPI Win:	282	WON-LOST	WINNING	LAST 10	STRENGTH OF	OPP. STRENGTH	TEAM	ADJ.	CONF.	ADJ CONF.
Average RPI Loss:	147	RECORD	PCT. RANK	GAMES	SCHEDULE	OF SCHEDULE	RPI	RPI	RPI	RPI
DIV. I ONLY	7- 19	293	5- 5	151	222	278	278	18	18	
DIV. I NON-CONF.	2- 12	306	0- 1	139	252	298	298	19	19	

TOTALS	RPI 1-25	RPI 26-50	W-L RECORDS	RPI 51-100	RPI 101-999	RPI 201+				
7- 19	0- 2	0- 1	OVERALL	0- 3	7- 13	6- 5				
6- 7	0- 2	0- 0	HOME	0- 2	6- 3	6- 0				
1- 9	0- 0	0- 1	AWAY	0- 1	1- 7	0- 3				
0- 3	0- 0	0- 0	NEUTRAL	0- 0	0- 3	0- 2				
2- 12	0- 2	0- 0	NON-CONFERENCE	0- 1	2- 9	2- 3				
2- 5	0- 2	0- 0	HOME	0- 1	2- 2	2- 0				
0- 4	0- 0	0- 0	AWAY	0- 0	0- 4	0- 1				
0- 3	0- 0	0- 0	NEUTRAL	0- 0	0- 3	0- 2				
5- 7	0- 0	0- 1	CONFERENCE	0- 2	5- 4	4- 2				
4- 2	0- 0	0- 0	HOME	0- 1	4- 1	4- 0				
1- 5	0- 0	0- 1	AWAY	0- 1	1- 3	0- 2				
0- 0	0- 0	0- 0	NEUTRAL	0- 0	0- 0	0- 0				

RPI 1-25				RPI 26-50				RPI 51-100				RPI 101+ Team's RPI: 278			
RPI	S	Opponent	Score	RPI	S	Opponent	Score	RPI	S	Opponent	Score	RPI	S	Opponent	Score
18	H	Duke	51 84	43	A	Western Ky.	48 62	68	H	UAB	61 74	110	A	George Mason	53 66
20	H	NC State	56 73					89	H	Liberty	55 63	112	N	Saint Francis (PA)	68 79
								93	A	Rice	45 53	132	H	Cincinnati	33 54
												133	A	William & Mary	58 75
												170	H	Charlotte	60 63
												176	A	Louisiana Tech	45 59
												194	H	Richmond	45 54
												199	A	Hampton	42 50
												200	A	Southern Miss.	74 55
												211	N	Abilene Christian	60 74
												216	A	North Texas	46 63
												219	N	Oakland	59 80
												225	H	Fla. Atlantic	59 54
												287	A	VCU	39 68
												296	A	UTSA	56 64
												296	H	UTSA	69 63
												305	H	Coppin St.	75 67
												308	H	FIU	68 60
												314	H	South Carolina St.	52 35
												326	H	Marshall	69 53
LAST 12 Division I GAMES:															
225	H	Fla. Atlantic	59 54	296	H	UTSA	69 63								
200	A	Southern Miss.	74 55	326	H	Marshall	69 53								
43	A	Western Ky.	48 62	199	A	Hampton	42 50								
308	H	FIU	68 60	296	A	UTSA	56 64								
93	A	Rice	45 53	216	A	North Texas	46 63								
176	A	Louisiana Tech	45 59	170	H	Charlotte	60 63								

Non-Div I Games:

Old Dominion

O
l
e
M
i
s
s

Ole Miss				Through Games Of Feb. 15, 2018						
Average RPI Win:	215	WON-LOST RECORD	WINNING PCT. RANK	LAST 10 GAMES	STRENGTH OF SCHEDULE	OPP. STRENGTH OF SCHEDULE	TEAM RPI	ADJ. RPI	CONF. RPI	ADJ CONF. RPI
Average RPI Loss:	56									
DIV. I ONLY		11- 15	217	0- 10	45	77	141	141	2	2
DIV. I NON-CONF.		10- 3	52	0- 0	185	266	83	83	2	2

TOTALS	RPI 1-25		RPI 26-50		W-L RECORDS		RPI 51-100		RPI 101-999	RPI 201+
11- 15	0- 7		0- 2		OVERALL		0- 1		11- 5	4- 0
9- 5	0- 3		0- 0		HOME		0- 1		9- 1	3- 0
1- 9	0- 0		0- 0		AWAY		0- 0		1- 0	0- 0
1- 1	0- 0		0- 0		NEUTRAL		0- 0		1- 1	1- 0
10- 3	0- 1		0- 0		NON-CONFERENCE		0- 0		10- 2	4- 0
8- 0	0- 0		0- 0		HOME		0- 0		8- 0	3- 0
1- 2	0- 1		0- 0		AWAY		0- 0		1- 1	0- 0
1- 1	0- 0		0- 0		NEUTRAL		0- 0		1- 1	1- 0
1- 12	0- 6		0- 2		CONFERENCE		0- 1		1- 3	0- 0
1- 5	0- 3		0- 0		HOME		0- 1		1- 1	0- 0
0- 7	0- 3		0- 2		AWAY		0- 0		0- 2	0- 0
0- 0	0- 0		0- 0		NEUTRAL		0- 0		0- 0	0- 0

RPI 1-25				RPI 26-50				RPI 51-100				RPI 101+ Team's RPI: 141			
RPI	S	Opponent	Score	RPI	S	Opponent	Score	RPI	S	Opponent	Score	RPI	S	Opponent	Score
3	A	Mississippi St.	45 76	27	A	LSU	55 84	85	H	Alabama	79 82	104	A	Arkansas	72 73
3	H	Mississippi St.	49 69	28	A	Georgia	45 69					108	N	Saint Louis	64 79
9	A	Oregon	46 90									121	A	Portland St.	79 94
10	A	Tennessee	66 75									123	H	Middle Tenn.	65 56
15	H	South Carolina	62 88									129	H	Vanderbilt	72 75
16	H	Missouri	48 67									138	H	South Ala.	66 59
21	A	Texas A&M	54 83									160	A	Florida	60 61
												160	H	Florida	78 75
												180	H	Troy	96 93
												190	H	Arkansas St.	74 48
												191	A	Temple	64 48
												200	H	Southern Miss.	68 59
												233	H	Texas Southern	73 58
												301	H	Kennesaw St.	92 63
												322	H	Northwestern St.	75 44
												329	N	Delaware St.	110 58

LAST 12 Division I GAMES:															
27	A	LSU	55 84	10	A	Tennessee	66 75								
85	H	Alabama	79 82	160	A	Florida	60 61								
21	A	Texas A&M	54 83	16	H	Missouri	48 67								
28	A	Georgia	45 69	3	A	Mississippi St.	45 76								
129	H	Vanderbilt	72 75	160	H	Florida	78 75								
3	H	Mississippi St.	49 69	15	H	South Carolina	62 88								

Non-Div I Games:

Ole Miss

Average RPI Win:	267	WON-LOST	WINNING	LAST 10	STRENGTH OF	OPP. STRENGTH	TEAM	ADJ.	CONF.	ADJ CONF.
Average RPI Loss:	131	RECORD	PCT. RANK	GAMES	SCHEDULE	OF SCHEDULE	RPI	RPI	RPI	RPI
DIV. I ONLY	8- 13	244	2- 7	167	227	238	238	15	15	
DIV. I NON-CONF.	6- 4	122	0- 0	279	304	166	166	17	17	

TOTALS	RPI 1-25	RPI 26-50	W-L RECORDS	RPI 51-100	RPI 101-999	RPI 201+				
8- 13	0- 0	0- 3	OVERALL	0- 3	8- 7	7- 3				
5- 6	0- 0	0- 2	HOME	0- 1	5- 3	4- 0				
3- 7	0- 0	0- 1	AWAY	0- 2	3- 4	3- 3				
0- 0	0- 0	0- 0	NEUTRAL	0- 0	0- 0	0- 0				
6- 4	0- 0	0- 1	NON-CONFERENCE	0- 1	6- 2	5- 2				
3- 1	0- 0	0- 1	HOME	0- 0	3- 0	2- 0				
3- 3	0- 0	0- 0	AWAY	0- 1	3- 2	3- 2				
0- 0	0- 0	0- 0	NEUTRAL	0- 0	0- 0	0- 0				
2- 9	0- 0	0- 2	CONFERENCE	0- 2	2- 5	2- 1				
2- 5	0- 0	0- 1	HOME	0- 1	2- 3	2- 0				
0- 4	0- 0	0- 1	AWAY	0- 1	0- 2	0- 1				
0- 0	0- 0	0- 0	NEUTRAL	0- 0	0- 0	0- 0				

RPI	S	Opponent	Score	RPI	S	Opponent	Score	RPI	S	Opponent	Score	RPI	S	Opponent	Score	Team's RPI: 238
36	A	South Dakota St.	64 89	69	A	South Dakota	46 70	101	A	Western Ill.	68 103					
36	H	South Dakota St.	54 103	69	H	South Dakota	50 72	101	H	Western Ill.	51 90					
37	H	Creighton	51 72	84	A	Kansas St.	60 81	142	H	UNI	78 74					
								177	H	Denver	74 85					
								196	H	Oral Roberts	53 82					
								218	A	CSUN	68 60					
								222	A	CSU Bakersfield	43 52					
								241	H	Montana St.	64 53					
								250	A	Bradley	56 69					
								275	H	North Dakota St.	80 67					
								284	A	USC Upstate	69 66					
								299	A	Wofford	64 60					
								330	A	Fort Wayne	65 76					
								330	H	Fort Wayne	77 61					
								343	H	Florida A&M	78 73					

LAST 12 Division I GAMES:																
69	H	South Dakota	50 72	177	H	Denver	74 85									
330	H	Fort Wayne	77 61	101	H	Western Ill.	51 90									
101	A	Western Ill.	68 103	330	A	Fort Wayne	65 76									
36	H	South Dakota St.	54 103	36	A	South Dakota St.	64 89									
275	H	North Dakota St.	80 67	196	H	Oral Roberts	53 82									
69	A	South Dakota	46 70	218	A	CSUN	68 60									

Non-Div I Games: Graceland (IA) 96 69 Peru St. 63 47 St. Mary (NE) 81 58

Omaha

Average RPI Win:	282	WON-LOST	WINNING	LAST 10	STRENGTH OF	OPP. STRENGTH	TEAM	ADJ.	CONF.	ADJ CONF.
Average RPI Loss:	98	RECORD	PCT. RANK	GAMES	SCHEDULE	OF SCHEDULE	RPI	RPI	RPI	RPI

DIV. I ONLY	13- 11	148	4- 5	295	190	196	196	15	15
DIV. I NON-CONF.	7- 5	132	0- 0	336	222	223	223	17	17

TOTALS	RPI 1-25	RPI 26-50	W-L RECORDS	RPI 51-100	RPI 101-999	RPI 201+			
13- 11	0- 0	0- 2	OVERALL	0- 3	13- 6	11- 0			
4- 4	0- 0	0- 1	HOME	0- 1	4- 2	3- 0			
5- 7	0- 0	0- 1	AWAY	0- 2	5- 4	4- 0			
4- 0	0- 0	0- 0	NEUTRAL	0- 0	4- 0	4- 0			
7- 5	0- 0	0- 0	NON-CONFERENCE	0- 2	7- 3	6- 0			
1- 1	0- 0	0- 0	HOME	0- 0	1- 1	1- 0			
2- 4	0- 0	0- 0	AWAY	0- 2	2- 2	1- 0			
4- 0	0- 0	0- 0	NEUTRAL	0- 0	4- 0	4- 0			
6- 6	0- 0	0- 2	CONFERENCE	0- 1	6- 3	5- 0			
3- 3	0- 0	0- 1	HOME	0- 1	3- 1	2- 0			
3- 3	0- 0	0- 1	AWAY	0- 0	3- 2	3- 0			
0- 0	0- 0	0- 0	NEUTRAL	0- 0	0- 0	0- 0			

RPI 1-25				RPI 26-50				RPI 51-100				RPI 101+				Team's RPI: 196	
RPI	S	Opponent	Score	RPI	S	Opponent	Score	RPI	S	Opponent	Score	RPI	S	Opponent	Score		
36	A	South Dakota St.	72 96	69	H	South Dakota	68 73	101	A	Western Ill.	49 56						
36	H	South Dakota St.	70 77	75	A	TCU	58 72	101	H	Western Ill.	63 85						
				94	A	Utah	50 71	104	H	Arkansas	66 77						
								107	A	Missouri St.	66 76						
								171	A	Tulsa	53 41						
								177	A	Denver	54 70						
								177	H	Denver	90 60						
								179	A	UT Arlington	46 70						
								238	A	Omaha	82 53						
								271	A	UMKC	76 73						
								275	A	North Dakota St.	64 57						
								275	H	North Dakota St.	71 48						
								304	N	Alcorn	76 52						
								316	N	Cal St. Fullerton	60 50						
								319	N	Long Beach St.	64 58						
								323	H	Houston Baptist	78 56						
								330	A	Fort Wayne	73 48						
								330	H	Fort Wayne	66 45						
								340	N	Chicago St.	73 43						
LAST 12 Division I GAMES:																	
177	A	Denver	54 70	69	H	South Dakota	68 73										
36	A	South Dakota St.	72 96	36	H	South Dakota St.	70 77										
275	A	North Dakota St.	64 57	275	H	North Dakota St.	71 48										
101	H	Western Ill.	63 85	101	A	Western Ill.	49 56										
330	H	Fort Wayne	66 45	330	A	Fort Wayne	73 48										
177	H	Denver	90 60	238	A	Omaha	82 53										

Non-Div I Games: Okla. Panhandle 88 35 Cent. Christian (KS) 18 47

Average RPI Win: 124

Average RPI Loss: 17

WON-LOST
RECORDWINNING
PCT. RANKLAST 10
GAMESSTRENGTH OF
SCHEDULEOPP. STRENGTH
OF SCHEDULETEAM
RPIADJ.
RPICONF.
RPIADJ CONF.
RPIDIV. I ONLY
DIV. I NON-CONF.23- 4
11- 210
228- 2
0- 028
2321
299
79
75
35
3

TOTALS

RPI 1-25

RPI 26-50

W-L RECORDS

RPI 51-100

RPI 101-999

RPI 201+

23- 4

3- 3

5- 1

OVERALL

4- 0

11- 0

4- 0

14- 1

0- 1

4- 0

HOME

2- 0

8- 0

3- 0

7- 3

2- 2

1- 1

AWAY

2- 0

2- 0

0- 0

2- 0

1- 0

0- 0

NEUTRAL

0- 0

1- 0

1- 0

11- 2

2- 2

1- 0

NON-CONFERENCE

1- 0

7- 0

3- 0

8- 0

0- 0

1- 0

HOME

1- 0

6- 0

2- 0

1- 2

1- 2

0- 0

AWAY

0- 0

0- 0

0- 0

2- 0

1- 0

0- 0

NEUTRAL

0- 0

1- 0

1- 0

12- 2

1- 1

4- 1

CONFERENCE

3- 0

4- 0

1- 0

6- 1

0- 1

3- 0

HOME

1- 0

2- 0

1- 0

6- 1

1- 0

1- 1

AWAY

2- 0

2- 0

0- 0

0- 0

0- 0

0- 0

NEUTRAL

0- 0

0- 0

0- 0

RPI 1-25

Team's RPI: 9

RPI 26-50

RPI 51-100

RPI 101+

RPI	S	Opponent	Score
3	A	Mississippi St.	79 90
4	A	Louisville	61 74
8	A	UCLA	70 61
12	H	Stanford	65 78
21	A	Texas A&M	83 68
21	N	Texas A&M	84 62

RPI	S	Opponent	Score
29	H	Oklahoma	92 74
35	H	Arizona St.	74 64
38	H	California	91 54
49	A	Oregon St.	79 85
49	H	Oregon St.	75 63
50	A	Southern California	70 66

RPI	S	Opponent	Score
86	H	Drake	110 77
88	A	Washington St.	90 79
88	H	Washington St.	89 56
94	A	Utah	84 68

RPI	S	Opponent	Score
141	H	Ole Miss	90 46
143	A	Colorado	74 55
163	H	Eastern Wash.	81 40
173	H	Weber St.	114 87
175	A	Washington	76 63
175	H	Washington	94 83
199	H	Hampton	87 45
218	H	CSUN	91 43
254	N	Hawaii	85 44
280	H	Arizona	62 44
327	H	Southern Utah	98 38

LAST 12 Division I GAMES:

88	A	Washington St.	90 79	49	H	Oregon St.	75 63
175	A	Washington	76 63	49	A	Oregon St.	79 85
12	H	Stanford	65 78	35	H	Arizona St.	74 64
38	H	California	91 54	280	H	Arizona	62 44
94	A	Utah	84 68	8	A	UCLA	70 61
143	A	Colorado	74 55	50	A	Southern California	70 66

Average RPI Win: 174	WON-LOST	WINNING	LAST 10	STRENGTH OF	OPP. STRENGTH	TEAM	ADJ.	CONF.	ADJ CONF.
Average RPI Loss: 17	RECORD	PCT. RANK	GAMES	SCHEDULE	OF SCHEDULE	RPI	RPI	RPI	RPI

DIV. I ONLY	19- 6	45	8- 2	119	40	49	49	5	5
DIV. I NON-CONF.	9- 2	33	0- 0	266	142	94	94	3	3

TOTALS	RPI 1-25	RPI 26-50	W-L RECORDS	RPI 51-100	RPI 101-999	RPI 201+			
19- 6	1- 5	2- 1	OVERALL	4- 0	12- 0	8- 0			
12- 2	1- 2	2- 0	HOME	2- 0	7- 0	5- 0			
5- 4	0- 3	0- 1	AWAY	2- 0	3- 0	1- 0			
2- 0	0- 0	0- 0	NEUTRAL	0- 0	2- 0	2- 0			
9- 2	0- 2	0- 0	NON-CONFERENCE	1- 0	8- 0	7- 0			
6- 1	0- 1	0- 0	HOME	1- 0	5- 0	4- 0			
1- 1	0- 1	0- 0	AWAY	0- 0	1- 0	1- 0			
2- 0	0- 0	0- 0	NEUTRAL	0- 0	2- 0	2- 0			
10- 4	1- 3	2- 1	CONFERENCE	3- 0	4- 0	1- 0			
6- 1	1- 1	2- 0	HOME	1- 0	2- 0	1- 0			
4- 3	0- 2	0- 1	AWAY	2- 0	2- 0	0- 0			
0- 0	0- 0	0- 0	NEUTRAL	0- 0	0- 0	0- 0			

RPI 1-25				RPI 26-50				Team's RPI: 49				RPI 51-100				RPI 101+			
RPI	S	Opponent	Score	RPI	S	Opponent	Score	RPI	S	Opponent	Score	RPI	S	Opponent	Score	RPI	S	Opponent	Score
2	H	Notre Dame	67 72	35	H	Arizona St.	57 54	65	H	UC Davis	61 47	143	A	Colorado	86 71				
8	A	UCLA	49 84	38	H	California	68 48	88	A	Washington St.	63 61	162	H	North Dakota	65 55				
9	A	Oregon	63 75	50	A	Southern California	61 65	88	H	Washington St.	71 53	175	A	Washington	95 57				
9	H	Oregon	85 79					94	A	Utah	69 58	175	H	Washington	75 63				
12	H	Stanford	57 60									202	N	Nevada	89 49				
18	A	Duke	65 72									207	H	UC Santa Barbara	74 49				
												251	H	San Jose St.	110 62				
												280	H	Arizona	88 48				
												295	N	Utah St.	94 55				
												328	H	Utah Valley	98 41				
												335	A	N.C. Central	97 44				
												342	H	Savannah St.	84 36				
LAST 12 Division I GAMES:																			
				175	A	Washington	95 57	9	A	Oregon	63 75								
				88	A	Washington St.	63 61	9	H	Oregon	85 79								
				38	H	California	68 48	280	H	Arizona	88 48								
				12	H	Stanford	57 60	35	H	Arizona St.	57 54								
				143	A	Colorado	86 71	50	A	Southern California	61 65								
				94	A	Utah	69 58	8	A	UCLA	49 84								

Average RPI Win:	213	WON-LOST	WINNING	LAST 10	STRENGTH OF	OPP. STRENGTH	TEAM	ADJ.	CONF.	ADJ CONF.
Average RPI Loss:	106	RECORD	PCT. RANK	GAMES	SCHEDULE	OF SCHEDULE	RPI	RPI	RPI	RPI
DIV. I ONLY	12- 13	191	6- 4	98	154	164	164	13	13	
DIV. I NON-CONF.	5- 5	170	0- 0	38	184	129	129	11	11	

TOTALS	RPI 1-25	RPI 26-50	W-L RECORDS	RPI 51-100	RPI 101-999	RPI 201+				
12- 13	0- 0	1- 4	OVERALL	0- 3	11- 6	9- 1				
9- 6	0- 0	1- 2	HOME	0- 2	8- 2	6- 0				
3- 7	0- 0	0- 2	AWAY	0- 1	3- 4	3- 1				
0- 0	0- 0	0- 0	NEUTRAL	0- 0	0- 0	0- 0				
5- 5	0- 0	1- 2	NON-CONFERENCE	0- 1	4- 2	3- 0				
4- 3	0- 0	1- 1	HOME	0- 1	3- 1	2- 0				
1- 2	0- 0	0- 1	AWAY	0- 0	1- 1	1- 0				
0- 0	0- 0	0- 0	NEUTRAL	0- 0	0- 0	0- 0				
7- 8	0- 0	0- 2	CONFERENCE	0- 2	7- 4	6- 1				
5- 3	0- 0	0- 1	HOME	0- 1	5- 1	4- 0				
2- 5	0- 0	0- 1	AWAY	0- 1	2- 3	2- 1				
0- 0	0- 0	0- 0	NEUTRAL	0- 0	0- 0	0- 0				

RPI 1-25				RPI 26-50				RPI 51-100				RPI 101+				Team's RPI: 164
RPI	S	Opponent	Score	RPI	S	Opponent	Score	RPI	S	Opponent	Score	RPI	S	Opponent	Score	
				34	A	Northern Colo.	55 80	65	H	UC Davis	58 90	114	H	Lamar University	80 75	
				38	H	Cal i forni a	85 92	70	A	Saint Mary's (CA)	88 96	128	A	BYU	65 77	
				44	A	Gonzaga	66 90	70	H	Saint Mary's (CA)	69 70	128	H	BYU	83 76	
				44	H	Gonzaga	72 99					130	H	Brown	57 74	
				45	H	UCF	78 74					147	A	Fresno St.	70 81	
												150	A	Loyola Marymount	60 75	
												151	H	San Francisco	71 81	
												208	A	San Diego	81 68	
												208	H	San Diego	62 60	
												221	A	Seattle U	85 73	
												232	A	Pepperdi ne	85 77	
												232	H	Pepperdi ne	84 73	
												251	H	San Jose St.	106 97	
												286	H	Santa Clara	55 37	
												313	A	Portland	67 89	
												313	H	Portland	91 55	
												316	H	Cal St. Fullerton	81 65	

LAST 12 Division I GAMES:																
				208	H	San Diego	62 60	151	H	San Francisco	71 81					
				313	A	Portland	67 89	70	A	Saint Mary's (CA)	88 96					
				44	A	Gonzaga	66 90	232	A	Pepperdi ne	85 77					
				232	H	Pepperdi ne	84 73	313	H	Portland	91 55					
				286	H	Santa Clara	55 37	208	A	San Diego	81 68					
				128	H	BYU	83 76	128	A	BYU	65 77					

Non-Div I Games: UC Merced 123 59

Paci fi c

Penn

P
e
n
n

Penn

Average RPI Win: 160

Average RPI Loss: 67

WON-LOST
RECORDWINNING
PCT. RANKLAST 10
GAMESSTRENGTH OF
SCHEDULEOPP. STRENGTH
OF SCHEDULETEAM
RPIADJ.
RPICONF.
RPIADJ CONF.
RPIDIV. I ONLY
DIV. I NON-CONF.15- 12
9- 4143
825- 5
0- 064
18052
14181
8881
883
43
4

TOTALS

RPI 1-25

RPI 26-50

W-L RECORDS

RPI 51-100

RPI 101-999

RPI 201+

15- 12 1- 4

11- 2 1- 1

4- 8 0- 3

0- 2 0- 0

9- 4 0- 0

6- 0 0- 0

3- 2 0- 0

0- 2 0- 0

6- 8 1- 4

5- 2 1- 1

1- 6 0- 3

0- 0 0- 0

0- 4

0- 1

0- 3

0- 0

0- 0

0- 0

0- 0

0- 0

0- 4

0- 1

0- 3

0- 0

OVERALL

HOME

AWAY

NEUTRAL

NON-CONFERENCE

HOME

AWAY

NEUTRAL

CONFERENCE

HOME

AWAY

NEUTRAL

5- 2

5- 0

0- 1

0- 1

3- 2

3- 0

0- 1

0- 1

2- 0

2- 0

0- 0

0- 0

9- 2

5- 0

4- 1

0- 1

6- 2

3- 0

3- 1

0- 1

3- 0

2- 0

1- 0

0- 0

4- 1

3- 0

1- 1

0- 0

3- 1

2- 0

1- 1

0- 0

1- 0

1- 0

0- 0

0- 0

RPI 1-25

RPI	S	Opponent	Score
7	A	Ohio St.	64 94
17	A	Iowa	76 80
19	H	Maryland	65 69
23	A	Rutgers	65 70
23	H	Rutgers	70 67

RPI 26-50

RPI	S	Opponent	Score
39	A	Minnesota	68 101
39	H	Minnesota	71 91
41	A	Purdue	73 88
46	A	Michigan	69 89

RPI 51-100 Team's RPI: 81

RPI	S	Opponent	Score
55	A	American	66 75
58	H	Drexel	84 70
63	H	Michigan St.	74 59
66	H	Indiana	77 74
74	H	Fordham	65 60
84	N	Kansas St.	65 70
97	H	Wake Forest	68 58

RPI 101+

RPI	S	Opponent	Score
168	A	Pittsburgh	59 48
176	N	Louisiana Tech	59 71
188	A	Wisconsin	69 62
189	H	Siena	86 72
192	H	Northwestern	67 59
193	A	Providence	60 51
213	H	Illinois	68 59
256	A	St. Bonaventure	62 65
257	H	Manhattan	78 46
291	H	Central Conn. St.	83 66
326	A	Marshall	80 65

LAST 12 Division I GAMES:

192	H	Northwestern	67 59	213	H	Illinois	68 59
39	A	Minnesota	68 101	23	H	Rutgers	70 67
17	A	Iowa	76 80	188	A	Wisconsin	69 62
63	H	Michigan St.	74 59	39	H	Minnesota	71 91
7	A	Ohio St.	64 94	23	A	Rutgers	65 70
41	A	Purdue	73 88	66	H	Indiana	77 74

Non-Div I Games:

Penn St.

Average RPI Win:	235	WON-LOST	WINNING	LAST 10	STRENGTH OF	OPP. STRENGTH	TEAM	ADJ.	CONF.	ADJ CONF.
Average RPI Loss:	153	RECORD	PCT. RANK	GAMES	SCHEDULE	OF SCHEDULE	RPI	RPI	RPI	RPI
DIV. I ONLY	9- 16	252	3- 7	146	239	232	232	13	13	
DIV. I NON-CONF.	4- 6	214	0- 0	122	344	199	199	11	11	

TOTALS	RPI 1-25	RPI 26-50	W-L RECORDS	RPI 51-100	RPI 101-999	RPI 201+				
9- 16	0- 0	0- 1	OVERALL	0- 3	9- 12	6- 4				
7- 4	0- 0	0- 0	HOME	0- 0	7- 4	4- 2				
2- 12	0- 0	0- 1	AWAY	0- 3	2- 8	2- 2				
0- 0	0- 0	0- 0	NEUTRAL	0- 0	0- 0	0- 0				
4- 6	0- 0	0- 0	NON-CONFERENCE	0- 2	4- 4	3- 2				
2- 2	0- 0	0- 0	HOME	0- 0	2- 2	1- 2				
2- 4	0- 0	0- 0	AWAY	0- 2	2- 2	2- 0				
0- 0	0- 0	0- 0	NEUTRAL	0- 0	0- 0	0- 0				
5- 10	0- 0	0- 1	CONFERENCE	0- 1	5- 8	3- 2				
5- 2	0- 0	0- 0	HOME	0- 0	5- 2	3- 0				
0- 8	0- 0	0- 1	AWAY	0- 1	0- 6	0- 2				
0- 0	0- 0	0- 0	NEUTRAL	0- 0	0- 0	0- 0				

RPI	S	Opponent	Score	RPI	S	Opponent	Score	RPI	S	Opponent	Score	RPI	S	Opponent	Score
44	A	Gonzaga	51 73	65	A	UC Davis	64 69	128	A	BYU	43 78	128	H	BYU	67 73
				70	A	Saint Mary's (CA)	62 75	150	A	Loyola Marymount	60 75	150	H	Loyola Marymount	85 74
				94	A	Utah	65 89	151	A	San Francisco	67 68	151	H	San Francisco	95 92
								155	H	Idaho St.	80 74	159	A	UC Irvine	74 75
								164	A	Pacific	73 84	164	H	Pacific	77 85
								173	A	Weber St.	61 71	202	A	Nevada	77 72
								208	A	San Diego	53 79	208	H	San Diego	66 62
								221	H	Seattle U	62 65	239	H	New Mexico St.	64 86
								286	A	Santa Clara	50 54	286	H	Santa Clara	56 55
								313	H	Portland	83 79	319	A	Long Beach St.	83 71
								328	H	Utah Valley	71 44				
LAST 12 Division I GAMES:															
128	A	BYU	43 78	150	A	Loyola Marymount	60 75	151	H	San Francisco	95 92	164	H	Pacific	77 85
150	H	Loyola Marymount	85 74	70	A	Saint Mary's (CA)	62 75	128	H	BYU	67 73	151	A	San Francisco	67 68
208	A	San Diego	53 79												
164	A	Pacific	73 84												
313	H	Portland	83 79												
286	A	Santa Clara	50 54												

Non-Div I Games:

Pepperdine

Average RPI Win:	198	WON-LOST	WINNING	LAST 10	STRENGTH OF	OPP. STRENGTH	TEAM	ADJ.	CONF.	ADJ CONF.
Average RPI Loss:	67	RECORD	PCT. RANK	GAMES	SCHEDULE	OF SCHEDULE	RPI	RPI	RPI	RPI
DIV. I ONLY	10- 16	237	2- 8	58	54	168	168	1	1	
DIV. I NON-CONF.	8- 5	111	0- 0	175	220	165	165	1	1	

TOTALS	RPI 1-25	RPI 26-50	W-L RECORDS	RPI 51-100	RPI 101-999	RPI 201+				
10- 16	0- 4	0- 2	OVERALL	1- 7	9- 3	4- 0				
8- 8	0- 4	0- 0	HOME	1- 3	7- 1	4- 0				
2- 8	0- 0	0- 2	AWAY	0- 4	2- 2	0- 0				
0- 0	0- 0	0- 0	NEUTRAL	0- 0	0- 0	0- 0				
8- 5	0- 0	0- 0	NON-CONFERENCE	0- 4	8- 1	4- 0				
7- 3	0- 0	0- 0	HOME	0- 2	7- 1	4- 0				
1- 2	0- 0	0- 0	AWAY	0- 2	1- 0	0- 0				
0- 0	0- 0	0- 0	NEUTRAL	0- 0	0- 0	0- 0				
2- 11	0- 4	0- 2	CONFERENCE	1- 3	1- 2	0- 0				
1- 5	0- 4	0- 0	HOME	1- 1	0- 0	0- 0				
1- 6	0- 0	0- 2	AWAY	0- 2	1- 2	0- 0				
0- 0	0- 0	0- 0	NEUTRAL	0- 0	0- 0	0- 0				

RPI 1-25				RPI 26-50				RPI 51-100				RPI 101+ Team's RPI: 168			
RPI	S	Opponent	Score	RPI	S	Opponent	Score	RPI	S	Opponent	Score	RPI	S	Opponent	Score
2	H	Notre Dame	53 87	30	A	Virginia	50 62	51	A	Miami (FL)	58 82	106	A	North Carolina	67 68
4	H	Louisville	51 77	32	A	Syracuse	52 70	54	A	West Virginia	52 73	124	H	Bucknell	57 39
6	H	Florida St.	59 66					57	H	Duquesne	53 66	132	A	Cincinnati	66 46
18	H	Duke	46 58					64	H	Georgia Tech	68 62	137	A	Clemson	58 42
								72	A	Virginia Tech	66 89	181	H	Youngstown St.	66 58
								74	A	Fordham	55 58	188	H	Wisconsin	57 58
								81	H	Penn St.	48 59	190	H	Arkansas St.	87 47
								97	H	Wake Forest	49 58	201	A	Boston College	61 72
												259	H	Towson	81 63
												270	H	Cornell	51 39
												282	H	UNCW	74 55
												340	H	Chicago St.	87 49

LAST 12 Division I GAMES:															
51	A	Miami (FL)	58 82	32	A	Syracuse	52 70	4	H	Louisville	51 77				
201	A	Boston College	61 72	64	H	Georgia Tech	68 62	72	A	Virginia Tech	66 89				
6	H	Florida St.	59 66	106	A	North Carolina	67 68	97	H	Wake Forest	49 58				
137	A	Clemson	58 42												
18	H	Duke	46 58												
2	H	Notre Dame	53 87												

Non-Div I Games:

Pittsburgh

Average RPI Win: 204	WON-LOST RECORD	WINNING PCT. RANK	LAST 10 GAMES	STRENGTH OF SCHEDULE	OPP. STRENGTH OF SCHEDULE	TEAM RPI	ADJ. RPI	CONF. RPI	ADJ CONF. RPI
Average RPI Loss: 171									
DIV. I ONLY	4- 20	319	2- 8	165	203	313	313	13	13
DIV. I NON-CONF.	2- 7	286	0- 0	227	329	325	325	11	11

TOTALS	RPI 1-25	RPI 26-50	W-L RECORDS	RPI 51-100	RPI 101-999	RPI 201+			
4- 20	0- 0	0- 2	OVERALL	1- 0	3- 18	2- 6			
4- 10	0- 0	0- 1	HOME	1- 0	3- 9	2- 2			
0- 10	0- 0	0- 1	AWAY	0- 0	0- 9	0- 4			
0- 0	0- 0	0- 0	NEUTRAL	0- 0	0- 0	0- 0			
2- 7	0- 0	0- 0	NON-CONFERENCE	0- 0	2- 7	2- 1			
2- 4	0- 0	0- 0	HOME	0- 0	2- 4	2- 0			
0- 3	0- 0	0- 0	AWAY	0- 0	0- 3	0- 1			
0- 0	0- 0	0- 0	NEUTRAL	0- 0	0- 0	0- 0			
2- 13	0- 0	0- 2	CONFERENCE	1- 0	1- 11	0- 5			
2- 6	0- 0	0- 1	HOME	1- 0	1- 5	0- 2			
0- 7	0- 0	0- 1	AWAY	0- 0	0- 6	0- 3			
0- 0	0- 0	0- 0	NEUTRAL	0- 0	0- 0	0- 0			

RPI S Opponent	Score	RPI S Opponent	Score	RPI S Opponent	Score	RPI S Opponent	Score	Team's RPI: 313
44 A Gonzaga	36 75	44 H Gonzaga	56 70	70 H Saint Mary's (CA)	68 65	112 H Saint Francis (PA)	101 106	
						121 H Portland St.	71 77	
						128 H BYU	58 72	
						150 A Loyola Marymount	55 76	
						150 H Loyola Marymount	60 63	
						151 A San Francisco	75 84	
						151 H San Francisco	63 76	
						159 A UC Irvine	52 63	
						164 A Pacific	55 91	
						164 H Pacific	89 67	
						165 H Boise St.	47 73	
						173 H Weber St.	70 91	
						175 A Washington	67 93	
						208 A San Diego	52 59	
						208 H San Diego	60 75	
						232 A Pepperdine	79 83	
						254 H Hawaii	76 47	
						286 A Santa Clara	57 67	
						286 H Santa Clara	43 50	
						316 A Cal St. Fullerton	61 66	
						328 H Utah Valley	71 64	

LAST 12 Division I GAMES:								
286 A Santa Clara	57 67	44 A Gonzaga	36 75	150 H Loyola Marymount	60 63	208 H San Diego	60 75	
164 H Pacific	89 67	164 A Pacific	55 91	44 H Gonzaga	56 70	286 H Santa Clara	43 50	
151 H San Francisco	63 76	70 H Saint Mary's (CA)	68 65					

Non-Div I Games: Willamette 72 52 Warner Pacific 95 59

Portland

Average RPI Win: 220	WON-LOST RECORD	WINNING PCT. RANK	LAST 10 GAMES	STRENGTH OF SCHEDULE	OPP. STRENGTH OF SCHEDULE	TEAM RPI	ADJ. RPI	CONF. RPI	ADJ CONF. RPI
Average RPI Loss: 146									
DIV. I ONLY	12- 10	146	6- 4	147	221	121	121	19	19
DIV. I NON-CONF.	4- 5	202	0- 0	138	145	105	105	13	13

TOTALS	RPI 1-25	RPI 26-50	W-L RECORDS	RPI 51-100	RPI 101-999	RPI 201+			
12- 10	0- 0	0- 1	OVERALL	0- 2	12- 7	7- 3			
6- 2	0- 0	0- 0	HOME	0- 0	6- 2	3- 0			
6- 8	0- 0	0- 1	AWAY	0- 2	6- 5	4- 3			
0- 0	0- 0	0- 0	NEUTRAL	0- 0	0- 0	0- 0			
4- 5	0- 0	0- 1	NON-CONFERENCE	0- 2	4- 2	2- 2			
1- 0	0- 0	0- 0	HOME	0- 0	1- 0	0- 0			
3- 5	0- 0	0- 1	AWAY	0- 2	3- 2	2- 2			
0- 0	0- 0	0- 0	NEUTRAL	0- 0	0- 0	0- 0			
8- 5	0- 0	0- 0	CONFERENCE	0- 0	8- 5	5- 1			
5- 2	0- 0	0- 0	HOME	0- 0	5- 2	3- 0			
3- 3	0- 0	0- 0	AWAY	0- 0	3- 3	2- 1			
0- 0	0- 0	0- 0	NEUTRAL	0- 0	0- 0	0- 0			

RPI 1-25	RPI 26-50	RPI 51-100	RPI 101+	Team's RPI: 121
RPI S Opponent Score	RPI S Opponent Score	RPI S Opponent Score	RPI S Opponent Score	
	44 A Gonzaga 52 91	65 A UC Davis 67 79	134 A Idaho 60 61	
		92 A UNLV 80 88	134 H Idaho 90 101	
			141 H Ole Miss 94 79	
			155 H Idaho St. 59 88	
			159 A UC Irvine 82 72	
			163 A Eastern Wash. 57 64	
			163 H Eastern Wash. 75 60	
			173 A Weber St. 62 60	
			173 H Weber St. 77 64	
			202 A Nevada 55 67	
			221 A Seattle U 77 91	
			241 A Montana St. 69 60	
			241 H Montana St. 62 53	
			245 A Montana 53 69	
			245 H Montana 70 53	
			251 A San Jose St. 90 78	
			272 A Sacramento St. 81 72	
			272 H Sacramento St. 74 73	
			313 A Portland 77 71	
LAST 12 Division I GAMES:				
	173 A Weber St. 62 60	173 H Weber St. 77 64		
	241 H Montana St. 62 53	155 H Idaho St. 59 88		
	245 H Montana 70 53	245 A Montana 53 69		
	163 A Eastern Wash. 57 64	241 A Montana St. 69 60		
	134 A Idaho 60 61	134 H Idaho 90 101		
	272 A Sacramento St. 81 72	163 H Eastern Wash. 75 60		

Non-Div I Games: Northwest (WA) 63 60 Multnomah 95 32 Portland St.

Average RPI Win:	279	WON-LOST	WINNING	LAST 10	STRENGTH OF	OPP. STRENGTH	TEAM	ADJ.	CONF.	ADJ CONF.
Average RPI Loss:	199	RECORD	PCT. RANK	GAMES	SCHEDULE	OF SCHEDULE	RPI	RPI	RPI	RPI
DIV. I ONLY	7- 14	259	6- 4	195	347	265	265	32	32	
DIV. I NON-CONF.	0- 9	337	0- 0	58	274	293	293	32	32	

TOTALS	RPI 1-25	RPI 26-50	W-L RECORDS	RPI 51-100	RPI 101-999	RPI 201+				
7- 14	0- 1	0- 0	OVERALL	0- 1	7- 12	6- 8				
5- 3	0- 0	0- 0	HOME	0- 1	5- 2	4- 2				
2- 10	0- 1	0- 0	AWAY	0- 0	2- 9	2- 5				
0- 1	0- 0	0- 0	NEUTRAL	0- 0	0- 1	0- 1				
0- 9	0- 1	0- 0	NON-CONFERENCE	0- 1	0- 7	0- 3				
0- 1	0- 0	0- 0	HOME	0- 1	0- 0	0- 0				
0- 7	0- 1	0- 0	AWAY	0- 0	0- 6	0- 2				
0- 1	0- 0	0- 0	NEUTRAL	0- 0	0- 1	0- 1				
7- 5	0- 0	0- 0	CONFERENCE	0- 0	7- 5	6- 5				
5- 2	0- 0	0- 0	HOME	0- 0	5- 2	4- 2				
2- 3	0- 0	0- 0	AWAY	0- 0	2- 3	2- 3				
0- 0	0- 0	0- 0	NEUTRAL	0- 0	0- 0	0- 0				

RPI 1-25				RPI 26-50				RPI 51-100				RPI 101+ Team's RPI: 265			
RPI	S	Opponent	Score	RPI	S	Opponent	Score	RPI	S	Opponent	Score	RPI	S	Opponent	Score
21	A	Texas A&M	70 98					93	H	Rice	68 88	113	A	Colorado St.	59 71
												126	A	Bethune-Cookman	52 77
												136	A	Texas St.	57 84
												137	A	Clemson	58 64
												186	H	Southern U.	69 62
												220	A	Texas Tech	60 89
												233	A	Texas Southern	61 56
												233	H	Texas Southern	65 48
												236	A	Grambling	79 81
												236	H	Grambling	68 75
												243	N	A&M-Corpus Christi	62 72
												302	A	Alabama St.	68 70
												304	H	Alcorn	72 73
												310	A	Jackson St.	61 70
												310	H	Jackson St.	85 73
												311	A	UTRGV	62 78
												317	A	Alabama A&M	55 48
												337	H	Mississippi Val.	78 73
												339	H	Ark.-Pine Bluff	64 52
LAST 12 Division I GAMES:															
310	H	Jackson St.	85 73	339	H	Ark.-Pine Bluff	64 52								
236	H	Grambling	68 75	310	A	Jackson St.	61 70								
233	H	Texas Southern	65 48	236	A	Grambling	79 81								
317	A	Alabama A&M	55 48	233	A	Texas Southern	61 56								
302	A	Alabama St.	68 70	186	H	Southern U.	69 62								
337	H	Mississippi Val.	78 73	304	H	Alcorn	72 73								

Non-Div I Games: Texas-Tyler 99 56 Arlington Baptist 116 73

Prairie View

Average RPI Win:	271	WON-LOST	WINNING	LAST 10	STRENGTH OF	OPP. STRENGTH	TEAM	ADJ.	CONF.	ADJ CONF.
Average RPI Loss:	178	RECORD	PCT. RANK	GAMES	SCHEDULE	OF SCHEDULE	RPI	RPI	RPI	RPI
DIV. I ONLY	8- 16	259	5- 5	276	272	277	277	27	27	
DIV. I NON-CONF.	3- 8	268	0- 0	164	176	241	241	28	28	

TOTALS	RPI 1-25	RPI 26-50	W-L RECORDS	RPI 51-100	RPI 101-999	RPI 201+				
8- 16	0- 2	0- 0	OVERALL	0- 3	8- 11	7- 7				
5- 5	0- 0	0- 0	HOME	0- 1	5- 4	4- 4				
3- 11	0- 0	0- 0	AWAY	0- 1	3- 1	3- 0				
0- 0	0- 0	0- 0	NEUTRAL	0- 0	0- 0	0- 0				
3- 8	0- 2	0- 0	NON-CONFERENCE	0- 1	3- 5	2- 3				
2- 2	0- 0	0- 0	HOME	0- 0	2- 2	1- 2				
1- 6	0- 2	0- 0	AWAY	0- 1	1- 3	1- 1				
0- 0	0- 0	0- 0	NEUTRAL	0- 0	0- 0	0- 0				
5- 8	0- 0	0- 0	CONFERENCE	0- 2	5- 6	5- 4				
3- 3	0- 0	0- 0	HOME	0- 1	3- 2	3- 2				
2- 5	0- 0	0- 0	AWAY	0- 1	2- 4	2- 2				
0- 0	0- 0	0- 0	NEUTRAL	0- 0	0- 0	0- 0				

RPI 1-25				RPI 26-50				RPI 51-100				RPI 101+ Team's RPI: 277			
RPI	S	Opponent	Score	RPI	S	Opponent	Score	RPI	S	Opponent	Score	RPI	S	Opponent	Score
8	A	UCLA	40 76					76	A	Belmont	48 90	106	A	North Carolina	56 91
18	A	Duke	45 79					89	A	Liberty	55 63	115	A	Chattanooga	51 71
								89	H	Liberty	64 76	139	A	Radford	55 93
												174	H	Furman	76 75
												184	A	High Point	55 81
												223	A	UNC Asheville	76 74
												224	H	Gardner-Webb	72 69
												230	H	UNCG	57 64
												248	A	San Diego St.	50 77
												249	A	Campbell	40 53
												249	H	Campbell	65 59
												284	A	USC Upstate	83 69
												301	H	Kennesaw St.	51 60
												306	H	Charleston So.	61 64
												335	H	N.C. Central	69 60
												341	A	Winthrop	64 58
												341	H	Winthrop	78 45
												347	A	Longwood	56 66
												347	H	Longwood	60 75
LAST 12 Division I GAMES:															
249	A	Campbell	40 53	341	H	Winthrop	78 45								
347	H	Longwood	60 75	139	A	Radford	55 93								
341	A	Winthrop	64 58	224	H	Gardner-Webb	72 69								
89	A	Liberty	55 63	249	H	Campbell	65 59								
306	H	Charleston So.	61 64	184	A	High Point	55 81								
223	A	UNC Asheville	76 74	347	A	Longwood	56 66								

Non-Div I Games:

Presbyterian

[illegible]

Princeton

Average RPI	Win:	168	WON-LOST	WINNING	LAST 10	STRENGTH OF	OPP. STRENGTH	TEAM	ADJ.	CONF.	ADJ CONF.
Average RPI	Loss:	96	RECORD	PCT. RANK	GAMES	SCHEDULE	OF SCHEDULE	RPI	RPI	RPI	RPI
DIV. I ONLY		9- 17		257	1- 9	111	69	193	193	6	6
DIV. I NON-CONF.		7- 5		132	0- 0	256	203	183	183	6	6

TOTALS	RPI 1-25		RPI 26-50		W-L RECORDS		RPI 51-100		RPI 101-999		RPI 201+
9- 17	0- 3		0- 4		OVERALL		3- 4		6- 6		2- 3
3- 9	0- 2		0- 2		HOME		1- 2		2- 3		1- 1
3- 8	0- 1		0- 2		AWAY		1- 2		2- 3		0- 2
3- 0	0- 0		0- 0		NEUTRAL		1- 0		2- 0		1- 0
7- 5	0- 0		0- 0		NON-CONFERENCE		1- 2		6- 3		2- 2
2- 3	0- 0		0- 0		HOME		0- 1		2- 2		1- 1
2- 2	0- 0		0- 0		AWAY		0- 1		2- 1		0- 1
3- 0	0- 0		0- 0		NEUTRAL		1- 0		2- 0		1- 0
2- 12	0- 3		0- 4		CONFERENCE		2- 2		0- 3		0- 1
1- 6	0- 2		0- 2		HOME		1- 1		0- 1		0- 0
1- 6	0- 1		0- 2		AWAY		1- 1		0- 2		0- 1
0- 0	0- 0		0- 0		NEUTRAL		0- 0		0- 0		0- 0

RPI	S	Opponent	Score	RPI	S	Opponent	Score	RPI	S	Opponent	Score	RPI	S	Opponent	Score	Team's RPI: 193
22	A	DePaul	47 81	33	A	Marquette	61 94	52	A	St. John's (NY)	49 44	109	A	Butler	57 68	
22	H	DePaul	48 71	33	H	Marquette	60 77	52	H	St. John's (NY)	70 68	118	A	Yale	55 51	
24	H	Villanova	55 63	37	A	Creighton	56 73	53	A	Quinnipiac	36 62	130	H	Brown	59 64	
				37	H	Creighton	84 87	81	H	Penn St.	51 60	135	H	Georgetown	43 75	
								98	N	Wright St.	74 69	139	A	Northeastern	98 95	
								99	A	Seton Hall	56 65	182	N	Stetson	56 45	
								99	H	Seton Hall	56 65	201	H	Boston College	63 55	
												210	H	Columbia	64 73	
												212	A	Xavier	59 68	
												288	A	Sacred Heart	75 78	
												331	H	Rhode Island	65 41	
												342	N	Savannah St.	78 48	

LAST 12 Division I GAMES:																
37	H	Creighton	84 87	212	A	Xavier	59 68									
22	A	DePaul	47 81	37	A	Creighton	56 73									
33	A	Marquette	61 94	33	H	Marquette	60 77									
52	H	St. John's (NY)	70 68	22	H	DePaul	48 71									
99	H	Seton Hall	56 65	99	A	Seton Hall	56 65									
109	A	Butler	57 68	52	A	St. John's (NY)	49 44									

Non-Div I Games:

Providence

Average RPI Win: 125

Average RPI Loss: 59

WON-LOST
RECORDWINNING
PCT. RANKLAST 10
GAMESSTRENGTH OF
SCHEDULEOPP. STRENGTH
OF SCHEDULETEAM
RPIADJ.
RPICONF.
RPIADJ CONF.
RPIDIV. I ONLY
DIV. I NON-CONF.17- 10
9- 598
997- 3
0- 015
1962
12441
5341
533
43
4

TOTALS

RPI 1-25

RPI 26-50

W-L RECORDS

RPI 51-100

RPI 101-999

RPI 201+

17- 10

3- 1

2- 3

OVERALL

3- 6

9- 0

3- 0

10- 4

1- 0

0- 2

HOME

3- 2

6- 0

1- 0

6- 5

2- 1

2- 0

AWAY

0- 4

2- 0

2- 0

1- 1

0- 0

0- 1

NEUTRAL

0- 0

1- 0

0- 0

9- 5

0- 0

1- 2

NON-CONFERENCE

2- 3

6- 0

2- 0

6- 2

0- 0

0- 1

HOME

2- 1

4- 0

1- 0

2- 2

0- 0

1- 0

AWAY

0- 2

1- 0

1- 0

1- 1

0- 0

0- 1

NEUTRAL

0- 0

1- 0

0- 0

8- 5

3- 1

1- 1

CONFERENCE

1- 3

3- 0

1- 0

4- 2

1- 0

0- 1

HOME

1- 1

2- 0

0- 0

4- 3

2- 1

1- 0

AWAY

0- 2

1- 0

1- 0

0- 0

0- 0

0- 0

NEUTRAL

0- 0

0- 0

0- 0

RPI 1-25

RPI 26-50

Team's RPI: 41

RPI 51-100

RPI 101+

RPI	S	Opponent	Score
17	A	Iowa	76 70
19	A	Maryland	75 65
23	A	Rutgers	50 58
23	H	Rutgers	47 33

RPI	S	Opponent	Score
26	A	Central Mich.	79 69
39	H	Minnesota	74 78
42	H	Ball St.	60 66
46	A	Michigan	81 79
50	N	Southern California	46 58

RPI	S	Opponent	Score
60	A	Nebraska	51 75
64	A	Georgia Tech	55 68
66	A	Indiana	54 72
66	H	Indiana	44 52
70	H	Saint Mary's (CA)	70 60
81	H	Penn St.	88 73
82	H	Ohio	71 77
91	H	Miami (OH)	75 66
94	A	Utah	68 81

RPI	S	Opponent	Score
114	H	Lamar University	79 64
158	N	Marist	61 47
163	H	Eastern Wash.	65 40
183	H	UT Martin	60 58
188	H	Wisconsin	57 35
192	H	Northwestern	63 60
213	A	Illinois	73 54
254	A	Hawaii	79 67
285	H	Valparaiso	95 49

LAST 12 Division I GAMES:

19	A	Maryland	75 65	60	A	Nebraska	51 75
66	H	Indiana	44 52	192	H	Northwestern	63 60
39	H	Minnesota	74 78	17	A	Iowa	76 70
213	A	Illinois	73 54	23	H	Rutgers	47 33
46	A	Michigan	81 79	66	A	Indiana	54 72
81	H	Penn St.	88 73	188	H	Wisconsin	57 35

Non-Div I Games:

Purdue

Loss,
 Non-Conf, S Site,
 H Home
A Away
 N Neutral

Average RPI	Win: 221	WON-LOST	WINNING	LAST 10	STRENGTH OF	OPP. STRENGTH	TEAM	ADJ.	CONF.	ADJ CONF.
Average RPI	Loss: 27	RECORD	PCT. RANK	GAMES	SCHEDULE	OF SCHEDULE	RPI	RPI	RPI	RPI
DIV. I ONLY	21- 5	25	10- 0	144	174	53	53	28	28	
DIV. I NON-CONF.	6- 5	153	0- 0	6	7	21	21	26	26	
TOTALS	RPI 1-25	RPI 26-50	W-L RECORDS	RPI 51-100	RPI 101-999	RPI 201+				
21- 5	0- 3	3- 1	OVERALL	0- 1	18- 0	12- 0				
11- 1	0- 0	2- 1	HOME	0- 0	9- 0	6- 0				
10- 3	0- 2	1- 0	AWAY	0- 1	9- 0	6- 0				
0- 1	0- 1	0- 0	NEUTRAL	0- 0	0- 0	0- 0				
6- 5	0- 3	3- 1	NON-CONFERENCE	0- 1	3- 0	0- 0				
3- 1	0- 0	2- 1	HOME	0- 0	1- 0	0- 0				
3- 3	0- 2	1- 0	AWAY	0- 1	2- 0	0- 0				
0- 1	0- 1	0- 0	NEUTRAL	0- 0	0- 0	0- 0				
15- 0	0- 0	0- 0	CONFERENCE	0- 0	15- 0	12- 0				
8- 0	0- 0	0- 0	HOME	0- 0	8- 0	6- 0				
7- 0	0- 0	0- 0	AWAY	0- 0	7- 0	6- 0				
0- 0	0- 0	0- 0	NEUTRAL	0- 0	0- 0	0- 0				

RPI	S	Opponent	Score	RPI	S	Opponent	Score	RPI	S	Opponent	Score	RPI	S	Opponent	Score
7	A	Ohio St.	63 95	26	A	Central Mich.	84 70	63	A	Michigan St.	55 74	158	H	Marist	62 56
16	N	Missouri	51 66	31	H	Princeton	46 60					189	A	Si ena	83 72
17	A	Iowa	67 83	34	H	Northern Colo.	60 49					189	H	Si ena	68 54
				40	H	Dayton	72 66					193	H	Provi dence	62 36
												194	A	Ri chmond	81 65
												199	A	Hampton	64 58
												244	A	Ni agara	84 55
												244	H	Ni agara	77 61
												257	A	Manhattan	80 64
												258	A	Fai rfi eld	58 39
												258	H	Fai rfi eld	77 45
												274	H	Ri der	73 66
												289	A	Can i si us	84 55
												289	H	Can i si us	64 39
												292	A	Monmouth	76 55
												336	A	I ona	74 38
												336	H	I ona	90 47
												348	H	Saint Peter's	86 39
LAST 12 Di vi si on I GAMES:															
189	A	Si ena	83 72	258	H	Fai rfi eld	77 45								
289	H	Can i si us	64 39	292	A	Monmouth	76 55								
336	H	I ona	90 47	274	H	Ri der	73 66								
258	A	Fai rfi eld	58 39	348	H	Saint Peter's	86 39								
244	A	Ni agara	84 55	158	H	Marist	62 56								
289	A	Can i si us	84 55	336	A	I ona	74 38								

Non-Di v I Games:

Qui nni pi ac

RadfordRadford

Radford

Page 234

Average RPI Win:	278	WON-LOST	WINNING	LAST 10	STRENGTH OF	OPP. STRENGTH	TEAM	ADJ.	CONF.	ADJ CONF.
Average RPI Loss:	158	RECORD	PCT. RANK	GAMES	SCHEDULE	OF SCHEDULE	RPI	RPI	RPI	RPI
DIV. I ONLY	3- 22	332	1- 9	225	152	331	331	12	12	
DIV. I NON-CONF.	2- 10	300	0- 0	230	233	316	316	10	10	

TOTALS	RPI 1-25	RPI 26-50	W-L RECORDS	RPI 51-100	RPI 101-999	RPI 201+				
3- 22	0- 0	0- 2	OVERALL	0- 4	3- 16	3- 5				
3- 8	0- 0	0- 1	HOME	0- 0	3- 7	3- 3				
0- 13	0- 0	0- 1	AWAY	0- 4	0- 8	0- 1				
0- 1	0- 0	0- 0	NEUTRAL	0- 0	0- 1	0- 1				
2- 10	0- 0	0- 1	NON-CONFERENCE	0- 2	2- 7	2- 2				
2- 2	0- 0	0- 1	HOME	0- 0	2- 1	2- 1				
0- 7	0- 0	0- 0	AWAY	0- 2	0- 5	0- 0				
0- 1	0- 0	0- 0	NEUTRAL	0- 0	0- 1	0- 1				
1- 12	0- 0	0- 1	CONFERENCE	0- 2	1- 9	1- 3				
1- 6	0- 0	0- 0	HOME	0- 0	1- 6	1- 2				
0- 6	0- 0	0- 1	AWAY	0- 2	0- 3	0- 1				
0- 0	0- 0	0- 0	NEUTRAL	0- 0	0- 0	0- 0				

RPI 1-25				RPI 26-50				RPI 51-100				RPI 101+				Team's RPI: 331
RPI	S	Opponent	Score	RPI	S	Opponent	Score	RPI	S	Opponent	Score	RPI	S	Opponent	Score	
39	H	Minnesota	60 82	63	A	Michigan St.	38 82	108	H	Saint Louis	66 70	345	H	UMass Lowell	81 64	
40	A	Dayton	58 116	71	A	Penn	66 84	110	H	George Mason	53 92					
				74	A	Fordham	64 76	116	A	Dartmouth	54 70					
				96	A	George Washington	52 65	149	A	Samford	37 67					
								156	A	Saint Joseph's	46 64					
								158	A	Marist	42 64					
								167	A	Davidson	67 77					
								167	H	Davidson	67 79					
								193	A	Providence	41 65					
								194	H	Richmond	53 74					
								197	A	Jacksonville St.	53 63					
								231	H	La Salle	72 63					
								247	H	Holy Cross	63 69					
								256	A	St. Bonaventure	70 81					
								258	H	Fairfield	62 47					
								283	H	Massachusetts	59 61					
								287	H	VCU	49 61					
								294	N	Bryant	52 58					
LAST 12 Division I GAMES:																
108	H	Saint Louis	66 70	231	H	La Salle	72 63									
156	A	Saint Joseph's	46 64	256	A	St. Bonaventure	70 81									
74	A	Fordham	64 76	110	H	George Mason	53 92									
167	H	Davidson	67 79	287	H	VCU	49 61									
283	H	Massachusetts	59 61	167	A	Davidson	67 77									
96	A	George Washington	52 65	40	A	Dayton	58 116									

Non-Div I Games: Southern Conn. St. 57 62

Rhode Island

Average RPI Win:	239	WON-LOST	WINNING	LAST 10	STRENGTH OF	OPP. STRENGTH	TEAM	ADJ.	CONF.	ADJ CONF.
Average RPI Loss:	148	RECORD	PCT. RANK	GAMES	SCHEDULE	OF SCHEDULE	RPI	RPI	RPI	RPI
DIV. I ONLY	18- 5	38	7- 3	309	200	93	93	18	18	
DIV. I NON-CONF.	10- 2	32	1- 0	339	246	135	135	19	19	

TOTALS	RPI 1-25	RPI 26-50	W-L RECORDS	RPI 51-100	RPI 101-999	RPI 201+				
18- 5	0- 1	1- 0	OVERALL	0- 1	17- 3	13- 1				
10- 0	0- 0	1- 0	HOME	0- 0	9- 0	6- 0				
8- 5	0- 1	0- 0	AWAY	0- 1	8- 3	7- 1				
0- 0	0- 0	0- 0	NEUTRAL	0- 0	0- 0	0- 0				
10- 2	0- 1	0- 0	NON-CONFERENCE	0- 0	10- 1	9- 0				
5- 0	0- 0	0- 0	HOME	0- 0	5- 0	4- 0				
5- 2	0- 1	0- 0	AWAY	0- 0	5- 1	5- 0				
0- 0	0- 0	0- 0	NEUTRAL	0- 0	0- 0	0- 0				
8- 3	0- 0	1- 0	CONFERENCE	0- 1	7- 2	4- 1				
5- 0	0- 0	1- 0	HOME	0- 0	4- 0	2- 0				
3- 3	0- 0	0- 0	AWAY	0- 1	3- 2	2- 1				
0- 0	0- 0	0- 0	NEUTRAL	0- 0	0- 0	0- 0				

RPI 1-25				RPI 26-50				RPI 51-100				RPI 101+			
RPI	S	Opponent	Score	RPI	S	Opponent	Score	RPI	S	Opponent	Score	RPI	S	Opponent	Score
21	A	Texas A&M	76 82	43	H	Western Ky.	73 58	68	A	UAB	63 70	119	H	Little Rock	58 51
												153	H	UTEP	56 42
												166	A	Kansas	65 73
												170	A	Charlotte	62 55
												176	A	Louisiana Tech	55 75
												200	H	Southern Miss.	62 56
												210	H	Columbia	67 44
												216	A	North Texas	50 49
												225	A	Fla. Atlantic	67 53
												243	A	A&M-Corpus Christi	67 56
												265	A	Prairie View	88 68
												268	A	Grand Canyon	69 59
												278	H	Old Dominion	53 45
												296	H	UTSA	83 52
												308	A	FIU	58 68
												312	H	Incarnate Word	60 43
												315	A	Northern Ariz.	88 83
												323	H	Houston Baptist	67 45
												333	A	Sam Houston St.	79 50
												338	H	La.-Monroe	63 47
LAST 12 Division I GAMES:															
				68	A	UAB	63 70	170	A	Charlotte	62 55				
				43	H	Western Ky.	73 58	308	A	FIU	58 68				
				176	A	Louisiana Tech	55 75	225	A	Fla. Atlantic	67 53				
				200	H	Southern Miss.	62 56	296	H	UTSA	83 52				
				278	H	Old Dominion	53 45	216	A	North Texas	50 49				
				153	H	UTEP	56 42	210	H	Columbia	67 44				

Non-Div I Games:

Rice

Average RPI Win:	265	WON-LOST	WINNING	LAST 10	STRENGTH OF	OPP. STRENGTH	TEAM	ADJ.	CONF.	ADJ CONF.
Average RPI Loss:	109	RECORD	PCT. RANK	GAMES	SCHEDULE	OF SCHEDULE	RPI	RPI	RPI	RPI
DIV. I ONLY	11- 15	217	4- 6	157	189	194	194	12	12	
DIV. I NON-CONF.	5- 8	220	0- 0	146	257	200	200	10	10	
TOTALS	RPI 1-25	RPI 26-50	W-L RECORDS	RPI 51-100	RPI 101-999	RPI 201+				
11- 15	0- 0	0- 1	OVERALL	0- 6	11- 8	11- 0				
1- 9	0- 0	0- 1	HOME	0- 5	1- 3	1- 0				
9- 3	0- 0	0- 0	AWAY	0- 0	9- 0	9- 0				
1- 3	0- 0	0- 0	NEUTRAL	0- 1	1- 2	1- 0				
5- 8	0- 0	0- 0	NON-CONFERENCE	0- 4	5- 4	5- 0				
0- 4	0- 0	0- 0	HOME	0- 3	0- 1	0- 0				
4- 1	0- 0	0- 0	AWAY	0- 0	4- 1	4- 0				
1- 3	0- 0	0- 0	NEUTRAL	0- 1	1- 2	1- 0				
6- 7	0- 0	0- 1	CONFERENCE	0- 2	6- 4	6- 0				
1- 5	0- 0	0- 1	HOME	0- 2	1- 2	1- 0				
5- 2	0- 0	0- 0	AWAY	0- 0	5- 2	5- 0				
0- 0	0- 0	0- 0	NEUTRAL	0- 0	0- 0	0- 0				

RPI 1-25				RPI 26-50				RPI 51-100				RPI 101+ Team's RPI: 194			
RPI	S	Opponent	Score	RPI	S	Opponent	Score	RPI	S	Opponent	Score	RPI	S	Opponent	Score
40	H	Dayton	59 66					53	H	Qui nni pi ac	65 81	108	H	Saint Loui s	61 79
								57	H	Duquesne	70 78	110	A	George Mason	56 77
								74	H	Fordham	38 43	126	N	Bethune-Cookman	50 63
								78	H	Navy	56 76	133	H	William & Mary	64 78
								97	H	Wake Forest	81 85	156	A	Saint Joseph' s	72 81
								98	N	Wright St.	69 85	160	N	Flori da	80 87
												167	H	Davi dson	65 68
												182	A	Stetson	67 72
												204	A	East Caroli na	65 64
												210	A	Col umbi a	85 79
												231	A	La Salle	60 57
												231	H	La Salle	77 51
												256	A	St. Bonaventure	79 57
												258	A	Fai rfi eld	72 67
												278	A	Ol d Domi ni on	54 45
												283	A	Massachusetts	51 39
												287	A	VCU	77 68
												331	A	Rhode Isl and	74 53
												342	N	Savannah St.	100 63
LAST 12 Di vi si on I GAMES:															
256	A	St. Bonaventure	79 57	74	H	Fordham	38 43								
231	A	La Salle	60 57	110	A	George Mason	56 77								
57	H	Duquesne	70 78	167	H	Davi dson	65 68								
283	A	Massachusetts	51 39	156	A	Sai nt Joseph' s	72 81								
287	A	VCU	77 68	231	H	La Salle	77 51								
40	H	Dayton	59 66	108	H	Sai nt Loui s	61 79								

Non-Di v I Games:

Ri chmond

Average RPI Win:	298	WON-LOST	WINNING	LAST 10	STRENGTH OF	OPP. STRENGTH	TEAM	ADJ.	CONF.	ADJ CONF.
Average RPI Loss:	180	RECORD	PCT. RANK	GAMES	SCHEDULE	OF SCHEDULE	RPI	RPI	RPI	RPI
DIV. I ONLY	11- 14	208	6- 4	330	320	274	274	28	28	
DIV. I NON-CONF.	3- 8	268	0- 0	262	312	277	277	26	26	

TOTALS	RPI 1-25	RPI 26-50	W-L RECORDS	RPI 51-100	RPI 101-999	RPI 201+				
11- 14	0- 0	0- 0	OVERALL	0- 3	11- 11	11- 6				
6- 6	0- 0	0- 0	HOME	0- 0	6- 6	6- 2				
5- 7	0- 0	0- 0	AWAY	0- 3	5- 4	5- 3				
0- 1	0- 0	0- 0	NEUTRAL	0- 0	0- 1	0- 1				
3- 8	0- 0	0- 0	NON-CONFERENCE	0- 2	3- 6	3- 4				
1- 3	0- 0	0- 0	HOME	0- 0	1- 3	1- 1				
2- 4	0- 0	0- 0	AWAY	0- 2	2- 2	2- 2				
0- 1	0- 0	0- 0	NEUTRAL	0- 0	0- 1	0- 1				
8- 6	0- 0	0- 0	CONFERENCE	0- 1	8- 5	8- 2				
5- 3	0- 0	0- 0	HOME	0- 0	5- 3	5- 1				
3- 3	0- 0	0- 0	AWAY	0- 1	3- 2	3- 1				
0- 0	0- 0	0- 0	NEUTRAL	0- 0	0- 0	0- 0				

R
i
d
e
rR
i
d
e
r

RPI 1-25				RPI 26-50				RPI 51-100				RPI 101+ Team's RPI: 274			
RPI	S	Opponent	Score	RPI	S	Opponent	Score	RPI	S	Opponent	Score	RPI	S	Opponent	Score
								53	A	Qui nni pi ac	66 73	124	H	Bucknel l	71 76
								78	A	Navy	44 63	146	H	Bi nghamton	54 76
								99	A	Seton Hal l	49 85	158	A	Marist	67 68
												158	H	Marist	69 80
												189	H	Si ena	67 71
												204	N	East Carol ina	63 66
												231	A	La Salle	76 55
												234	A	Lafayette	45 60
												244	H	Ni agara	65 58
												247	H	Holy Cross	56 83
												257	H	Manhattan	67 51
												258	A	Fairfi eld	61 45
												258	H	Fairfi eld	57 68
												273	A	Mt. St. Mary's	78 82
												289	H	Canisi us	70 54
												290	H	Vermont	64 49
												292	A	Monmouth	56 63
												336	A	Iona	62 49
												336	H	Iona	80 53
												344	A	NJIT	79 64
												348	A	Saint Peter's	57 52
												348	H	Saint Peter's	62 52

LAST 12 Di vi si on I GAMES:															
				336	H	Iona	80 53	158	A	Marist	67 68				
				348	H	Saint Peter's	62 52	244	H	Ni agara	65 58				
				292	A	Monmouth	56 63	53	A	Qui nni pi ac	66 73				
				257	H	Manhattan	67 51	258	A	Fairfi eld	61 45				
				258	H	Fairfi eld	57 68	289	H	Canisi us	70 54				
				336	A	Iona	62 49	348	A	Saint Peter's	57 52				

Non-Di v I Games:

Ri der

Average RPI Win:	258	WON-LOST	WINNING	LAST 10	STRENGTH OF	OPP. STRENGTH	TEAM	ADJ.	CONF.	ADJ CONF.
Average RPI Loss:	157	RECORD	PCT. RANK	GAMES	SCHEDULE	OF SCHEDULE	RPI	RPI	RPI	RPI
DIV. I ONLY	16- 6	58	8- 2	319	266	145	145	29	29	
DIV. I NON-CONF.	6- 4	122	0- 0	313	136	213	213	29	29	

TOTALS	RPI 1-25	RPI 26-50	W-L RECORDS	RPI 51-100	RPI 101-999	RPI 201+				
16- 6	0- 0	0- 0	OVERALL	0- 1	16- 5	13- 2				
8- 2	0- 0	0- 0	HOME	0- 0	8- 2	6- 1				
8- 3	0- 0	0- 0	AWAY	0- 1	8- 2	7- 1				
0- 1	0- 0	0- 0	NEUTRAL	0- 0	0- 1	0- 0				
6- 4	0- 0	0- 0	NON-CONFERENCE	0- 1	6- 3	4- 1				
3- 2	0- 0	0- 0	HOME	0- 0	3- 2	2- 1				
3- 1	0- 0	0- 0	AWAY	0- 1	3- 0	2- 0				
0- 1	0- 0	0- 0	NEUTRAL	0- 0	0- 1	0- 0				
10- 2	0- 0	0- 0	CONFERENCE	0- 0	10- 2	9- 1				
5- 0	0- 0	0- 0	HOME	0- 0	5- 0	4- 0				
5- 2	0- 0	0- 0	AWAY	0- 0	5- 2	5- 1				
0- 0	0- 0	0- 0	NEUTRAL	0- 0	0- 0	0- 0				

RPI 1-25				RPI 26-50				RPI 51-100				RPI 101+ Team's RPI: 145					
RPI	S	Opponent	Score	RPI	S	Opponent	Score	RPI	S	Opponent	Score	RPI	S	Opponent	Score		
								63	A	Michigan St.	58	100	112	A	Saint Francis (PA)	47	68
													112	H	Saint Francis (PA)	63	62
													144	H	Kent St.	31	46
													151	N	San Francisco	45	57
													154	A	Cal Poly	66	50
													181	H	Youngstown St.	84	52
													206	H	Bowling Green	62	64
													234	H	Lafayette	63	42
													242	A	Northern Ky.	59	50
													267	A	St. Francis Brooklyn	47	49
													267	H	St. Francis Brooklyn	59	36
													273	A	Mt. St. Mary's	77	68
													276	A	Fairleigh Dickinson	77	68
													281	A	LIU Brooklyn	55	44
													281	H	LIU Brooklyn	60	53
													288	A	Sacred Heart	91	57
													291	H	Central Conn. St.	66	47
													292	H	Monmouth	56	38
													294	H	Bryant	72	49
													325	A	Wagner	58	52
													329	A	Delaware St.	65	42
LAST 12 Division I GAMES:																	
267	A	St. Francis Brooklyn	47	49	325	A	Wagner	58	52								
281	A	LIU Brooklyn	55	44	112	H	Saint Francis (PA)	63	62								
112	A	Saint Francis (PA)	47	68	267	H	St. Francis Brooklyn	59	36								
291	H	Central Conn. St.	66	47	281	H	LIU Brooklyn	60	53								
294	H	Bryant	72	49	288	A	Sacred Heart	91	57								
273	A	Mt. St. Mary's	77	68	276	A	Fairleigh Dickinson	77	68								

Non-Div I Games: Clarion 67 60

Robert Morris

Average RPI Win: 106

Average RPI Loss: 44

WON-LOST
RECORDWINNING
PCT. RANKLAST 10
GAMESSTRENGTH OF
SCHEDULEOPP. STRENGTH
OF SCHEDULETEAM
RPIADJ.
RPICONF.
RPIADJ CONF.
RPIDIV. I ONLY
DIV. I NON-CONF.19- 9
12- 280
213- 7
0- 09
2222
2323
1123
113
43
4

TOTALS

RPI 1-25

RPI 26-50

W-L RECORDS

RPI 51-100

RPI 101-999

RPI 201+

19- 9 1- 4
13- 2 1- 1
5- 5 0- 2
1- 2 0- 15- 1
5- 0
0- 1
0- 0OVERALL
HOME
AWAY
NEUTRAL6- 4
4- 1
2- 2
0- 17- 0
3- 0
3- 0
1- 02- 0
2- 0
0- 0
0- 012- 2 1- 1
8- 0 1- 0
3- 0 0- 0
1- 2 0- 12- 0
2- 0
0- 0
0- 0NON-CONFERENCE
HOME
AWAY
NEUTRAL4- 1
3- 0
1- 0
0- 15- 0
2- 0
2- 0
1- 01- 0
1- 0
0- 0
0- 07- 7 0- 3
5- 2 0- 1
2- 5 0- 2
0- 0 0- 03- 1
3- 0
0- 1
0- 0CONFERENCE
HOME
AWAY
NEUTRAL2- 3
1- 1
1- 2
0- 02- 0
1- 0
1- 0
0- 01- 0
1- 0
0- 0
0- 0

RPI 1-25 Team's RPI: 23

RPI 26-50

RPI 51-100

RPI 101+

RPI	S	Opponent	Score
7	A	Ohio St.	68 90
15	N	South Carolina	68 78
19	A	Maryland	60 88
19	H	Maryland	54 72
20	H	NC State	57 53

RPI	S	Opponent	Score
30	H	Virginia	52 43
31	H	Princeton	70 50
39	H	Minnesota	80 70
41	A	Purdue	33 47
41	H	Purdue	58 50
46	H	Michigan	63 56

RPI	S	Opponent	Score
59	H	Houston	75 57
60	H	Nebraska	42 52
63	A	Michigan St.	61 58
66	A	Indiana	58 64
77	A	James Madison	76 63
81	A	Penn St.	67 70
81	H	Penn St.	70 65
88	N	Washington St.	60 63
97	H	Wake Forest	65 51
99	H	Seton Hall	70 45

RPI	S	Opponent	Score
105	N	Western Mich.	75 64
170	A	Charlotte	77 54
188	A	Wisconsin	63 50
189	H	Siena	59 47
191	A	Temple	84 67
213	H	Illinois	76 37
276	H	Fairleigh Dickinson	101 35

LAST 12 Division I GAMES:

188	A	Wisconsin	63 50	60	H	Nebraska	42 52
19	H	Maryland	54 72	81	A	Penn St.	67 70
7	A	Ohio St.	68 90	39	H	Minnesota	80 70
46	H	Michigan	63 56	41	A	Purdue	33 47
19	A	Maryland	60 88	81	H	Penn St.	70 65
66	A	Indiana	58 64	213	H	Illinois	76 37

R
u
t
g
e
r
sR
u
t
g
e
r
s

Non-Div I Games:

Rutgers

Average RPI Win:	262	WON-LOST	WINNING	LAST 10	STRENGTH OF	OPP. STRENGTH	TEAM	ADJ.	CONF.	ADJ CONF.
Average RPI Loss:	171	RECORD	PCT. RANK	GAMES	SCHEDULE	OF SCHEDULE	RPI	RPI	RPI	RPI
DIV. I ONLY	16- 4	34	9- 1	336	310	122	122	26	26	
DIV. I NON-CONF.	4- 3	143	0- 0	274	323	168	168	25	25	

TOTALS	RPI 1-25	RPI 26-50	W-L RECORDS	RPI 51-100	RPI 101-999	RPI 201+				
16- 4	0- 0	0- 0	OVERALL	1- 1	15- 3	14- 2				
10- 0	0- 0	0- 0	HOME	1- 0	9- 0	8- 0				
4- 4	0- 0	0- 0	AWAY	0- 1	4- 3	4- 2				
2- 0	0- 0	0- 0	NEUTRAL	0- 0	2- 0	2- 0				
4- 3	0- 0	0- 0	NON-CONFERENCE	1- 1	3- 2	3- 2				
2- 0	0- 0	0- 0	HOME	1- 0	1- 0	1- 0				
0- 3	0- 0	0- 0	AWAY	0- 1	0- 2	0- 2				
2- 0	0- 0	0- 0	NEUTRAL	0- 0	2- 0	2- 0				
12- 1	0- 0	0- 0	CONFERENCE	0- 0	12- 1	11- 0				
8- 0	0- 0	0- 0	HOME	0- 0	8- 0	7- 0				
4- 1	0- 0	0- 0	AWAY	0- 0	4- 1	4- 0				
0- 0	0- 0	0- 0	NEUTRAL	0- 0	0- 0	0- 0				

S

F

A

S

F

A

RPI 1-25				RPI 26-50				RPI 51-100				RPI 101+				Team's RPI: 122
RPI	S	Opponent	Score	RPI	S	Opponent	Score	RPI	S	Opponent	Score	RPI	S	Opponent	Score	
								69	H	South Dakota	77 55	114	A	Lamar University	65	79
								84	A	Kansas St.	49 74	120	H	Central Ark.	59	46
												211	H	Abilene Christian	66	55
												227	A	New Orleans	74	67
												241	A	Montana St.	54	59
												243	H	A&M-Corpus Christi	59	58
												245	A	Nicholls St.	86	73
												245	A	Montana	52	60
												263	H	McNeese	73	58
												297	H	Southeastern La.	79	67
												302	N	Alabama St.	77	50
												304	N	Alcorn	83	79
												305	H	Coppin St.	72	59
												312	H	Incarnate Word	60	49
												322	A	Northwestern St.	70	62
												322	H	Northwestern St.	83	48
												323	A	Houston Baptist	76	54
												333	H	Sam Houston St.	75	53
LAST 12 Division I GAMES:																
243	H	A&M-Corpus Christi	59 58	120	H	Central Ark.	59 46									
322	H	Northwestern St.	83 48	211	H	Abilene Christian	66 55									
263	H	McNeese	73 58	312	H	Incarnate Word	60 49									
114	A	Lamar University	65 79	227	A	New Orleans	74 67									
323	A	Houston Baptist	76 54	322	A	Northwestern St.	70 62									
333	H	Sam Houston St.	75 53	245	A	Nicholls St.	86 73									

Non-Div I Games: Howard Payne 105 35 Central Baptist 97 34 Tex. A&M-Commerce 83 61 Cent. Christian (KS) 105 32 SFA

SIUE				Through Games Of Feb. 15, 2018																
Average RPI Win:		255	WON-LOST		WINNING		LAST 10		STRENGTH OF		OPP. STRENGTH		TEAM		ADJ.		CONF.		ADJ CONF.	
Average RPI Loss:		115	RECORD		PCT. RANK		GAMES		SCHEDULE		OF SCHEDULE		RPI		RPI		RPI		RPI	
DIV. I ONLY			15- 11		131		8- 2		162		234		148		148		25		25	
DIV. I NON-CONF.			3- 8		268		0- 0		85		80		221		221		27		27	
TOTALS		RPI 1-25		RPI 26-50		W-L RECORDS		RPI 51-100		RPI 101-999		RPI 201+								
15- 11		0- 1		0- 2		OVERALL		0- 3		15- 5		11- 2								
9- 4		0- 0		0- 1		HOME		0- 1		9- 2		6- 0								
6- 6		0- 1		0- 1		AWAY		0- 2		6- 2		5- 1								
0- 1		0- 0		0- 0		NEUTRAL		0- 0		0- 1		0- 1								
3- 8		0- 1		0- 2		NON-CONFERENCE		0- 1		3- 4		1- 2								
2- 3		0- 0		0- 1		HOME		0- 0		2- 2		1- 0								
1- 4		0- 1		0- 1		AWAY		0- 1		1- 1		0- 1								
0- 1		0- 0		0- 0		NEUTRAL		0- 0		0- 1		0- 1								
12- 3		0- 0		0- 0		CONFERENCE		0- 2		12- 1		10- 0								
7- 1		0- 0		0- 0		HOME		0- 1		7- 0		5- 0								
5- 2		0- 0		0- 0		AWAY		0- 1		5- 1		5- 0								
0- 0		0- 0		0- 0		NEUTRAL		0- 0		0- 0		0- 0								

RPI 1-25				RPI 26-50				RPI 51-100				RPI 101+ Team's RPI: 148			
RPI	S	Opponent	Score	RPI	S	Opponent	Score	RPI	S	Opponent	Score	RPI	S	Opponent	Score
16	A	Missouri	48 78	26	H	Central Mich.	56 94	60	A	Nebraska	53 62	108	H	Saint Louis	79 72
				48	A	FGCU	49 66	76	A	Belmont	64 86	127	H	Northern Ill.	75 86
								76	H	Belmont	55 72	161	A	Southern Ill.	57 53
												182	H	Stetson	61 65
												183	A	UT Martin	64 72
												183	H	UT Martin	73 70
												197	H	Jacksonville St.	65 41
												209	A	Morehead St.	66 51
												215	N	Akron	58 59
												228	H	Southeast Mo. St.	65 57
												237	A	Austin Peay	61 38
												255	A	Illinois St.	47 62
												293	A	Eastern Ky.	62 60
												298	A	Murray St.	75 70
												298	H	Murray St.	77 68
												300	H	Tennessee Tech	65 58
												307	H	Air Force	76 40
												332	A	Tennessee St.	88 76
												332	H	Tennessee St.	74 63
												346	H	Eastern Ill.	62 52
LAST 12 Division I GAMES:															
				183	A	UT Martin	64 72	332	A	Tennessee St.	88 76				
				298	H	Murray St.	77 68	183	H	UT Martin	73 70				
				346	H	Eastern Ill.	62 52	228	H	Southeast Mo. St.	65 57				
				197	H	Jacksonville St.	65 41	332	H	Tennessee St.	74 63				
				300	H	Tennessee Tech	65 58	76	H	Belmont	55 72				
				76	A	Belmont	64 86	209	A	Morehead St.	66 51				

Non-Div I Games:

SIUE

SMU

S
M
U

SMU

Average RPI Win:	212	WON-LOST	WINNING	LAST 10	STRENGTH OF	OPP. STRENGTH	TEAM	ADJ.	CONF.	ADJ CONF.
Average RPI Loss:	140	RECORD	PCT. RANK	GAMES	SCHEDULE	OF SCHEDULE	RPI	RPI	RPI	RPI
DIV. I ONLY	4- 19	315	2- 8	94	202	272	272	19	19	
DIV. I NON-CONF.	1- 9	318	0- 0	68	67	244	244	13	13	
<hr/>										
TOTALS	RPI 1-25	RPI 26-50	W-L RECORDS	RPI 51-100	RPI 101-999	RPI 201+				
4- 19	0- 0	0- 1	OVERALL	0- 4	4- 14	3- 4				
3- 4	0- 0	0- 0	HOME	0- 0	3- 4	2- 0				
0- 13	0- 0	0- 1	AWAY	0- 3	0- 9	0- 4				
1- 2	0- 0	0- 0	NEUTRAL	0- 1	1- 1	1- 0				
1- 9	0- 0	0- 1	NON-CONFERENCE	0- 4	1- 4	1- 2				
0- 0	0- 0	0- 0	HOME	0- 0	0- 0	0- 0				
0- 7	0- 0	0- 1	AWAY	0- 3	0- 3	0- 2				
1- 2	0- 0	0- 0	NEUTRAL	0- 1	1- 1	1- 0				
3- 10	0- 0	0- 0	CONFERENCE	0- 0	3- 10	2- 2				
3- 4	0- 0	0- 0	HOME	0- 0	3- 4	2- 0				
0- 6	0- 0	0- 0	AWAY	0- 0	0- 6	0- 2				
0- 0	0- 0	0- 0	NEUTRAL	0- 0	0- 0	0- 0				

RPI	S	Opponent	Score	RPI	S	Opponent	Score	RPI	S	Opponent	Score	RPI	S	Opponent	Score	Team's RPI: 272
35	A	Arizona St.	58	106	51	N	Miami (FL)	56	82	121	A	Portland St.	73	74		
					54	A	West Virginia	47	101	121	H	Portland St.	72	81		
					65	A	UC Davis	72	79	127	N	Northern Ill.	75	84		
					95	A	Kentucky	70	101	134	A	Idaho	66	101		
										134	H	Idaho	79	64		
										151	A	San Francisco	76	90		
										155	A	Idaho St.	71	83		
										155	H	Idaho St.	71	85		
										163	A	Eastern Wash.	76	83		
										163	H	Eastern Wash.	72	83		
										173	H	Weber St.	56	78		
										202	A	Nevada	68	95		
										209	A	Morehead St.	71	75		
										226	N	UC Riverside	99	72		
										241	A	Montana St.	50	85		
										241	H	Montana St.	88	77		
										245	A	Montana	59	68		
										245	H	Montana	79	64		
<hr/>																
LAST 12 Division I GAMES:																
155	A	Idaho St.	71	83	155	H	Idaho St.	71	85							
245	H	Montana	79	64	173	H	Weber St.	56	78							
241	H	Montana St.	88	77	241	A	Montana St.	50	85							
134	A	Idaho	66	101	245	A	Montana	59	68							
163	A	Eastern Wash.	76	83	163	H	Eastern Wash.	72	83							
121	H	Portland St.	72	81	134	H	Idaho	79	64							

Non-Div I Games: Antelope Valley 95 62

Sacramento St.

Sacred Heart

Through Games Of Feb. 15, 2018

Average RPI Win:	273	WON-LOST	WINNING	LAST 10	STRENGTH OF	OPP. STRENGTH	TEAM	ADJ.	CONF.	ADJ CONF.
Average RPI Loss:	206	RECORD	PCT. RANK	GAMES	SCHEDULE	OF SCHEDULE	RPI	RPI	RPI	RPI
DIV. I ONLY	9- 15	246	4- 6	321	294	288	288	29	29	
DIV. I NON-CONF.	4- 7	226	0- 0	205	273	242	242	29	29	

TOTALS	RPI 1-25	RPI 26-50	W-L RECORDS	RPI 51-100	RPI 101-999	RPI 201+				
9- 15	0- 1	0- 0	OVERALL	0- 1	9- 13	7- 8				
5- 6	0- 0	0- 0	HOME	0- 0	5- 6	3- 3				
4- 9	0- 1	0- 0	AWAY	0- 1	4- 7	4- 5				
0- 0	0- 0	0- 0	NEUTRAL	0- 0	0- 0	0- 0				
4- 7	0- 1	0- 0	NON-CONFERENCE	0- 1	4- 5	2- 2				
3- 2	0- 0	0- 0	HOME	0- 0	3- 2	1- 1				
1- 5	0- 1	0- 0	AWAY	0- 1	1- 3	1- 1				
0- 0	0- 0	0- 0	NEUTRAL	0- 0	0- 0	0- 0				
5- 8	0- 0	0- 0	CONFERENCE	0- 0	5- 8	5- 6				
2- 4	0- 0	0- 0	HOME	0- 0	2- 4	2- 2				
3- 4	0- 0	0- 0	AWAY	0- 0	3- 4	3- 4				
0- 0	0- 0	0- 0	NEUTRAL	0- 0	0- 0	0- 0				

RPI 1-25				RPI 26-50				RPI 51-100				RPI 101+				Team's RPI: 288
RPI	S	Opponent	Score	RPI	S	Opponent	Score	RPI	S	Opponent	Score	RPI	S	Opponent	Score	
6	A	Florida St.	52 101					79	A	Harvard	62 70	112	H	Saint Francis (PA)	48 89	
												130	A	Brown	77 102	
												145	H	Robert Morris	57 91	
												178	H	New Hampshire	47 74	
												185	H	Lehigh	65 55	
												189	A	Siena	57 62	
												193	H	Providence	78 75	
												240	H	Hofstra	81 86	
												257	H	Manhattan	65 61	
												267	A	St. Francis Brooklyn	48 63	
												273	A	Mt. St. Mary's	82 52	
												273	H	Mt. St. Mary's	56 44	
												276	A	Fairleigh Dickinson	59 69	
												281	A	LIU Brooklyn	50 46	
												291	A	Central Conn. St.	59 69	
												291	H	Central Conn. St.	71 73	
												292	A	Monmouth	64 69	
												294	A	Bryant	56 60	
												294	H	Bryant	73 81	
												325	A	Wagner	72 55	
												325	H	Wagner	61 49	
												343	A	Florida A&M	73 68	
LAST 12 Division I GAMES:																
273	H	Mt. St. Mary's	56 44	276	A	Fairleigh Dickinson	59 69									
325	H	Wagner	61 49	294	H	Bryant	73 81									
294	A	Bryant	56 60	291	A	Central Conn. St.	59 69									
291	H	Central Conn. St.	71 73	325	A	Wagner	72 55									
267	A	St. Francis Brooklyn	48 63	273	A	Mt. St. Mary's	82 52									
281	A	LIU Brooklyn	50 46	145	H	Robert Morris	57 91									

Non-Div I Games:

Sacred Heart

■ Loss,
 ■ Non-Conf,
 ■ S Site,
 ■ Home
 ■ A Away
 N Neutral

Average RPI Win:	259	WON-LOST	WINNING	LAST 10	STRENGTH OF	OPP. STRENGTH	TEAM	ADJ.	CONF.	ADJ CONF.
Average RPI Loss:	131	RECORD	PCT. RANK	GAMES	SCHEDULE	OF SCHEDULE	RPI	RPI	RPI	RPI
DIV. I ONLY	15- 8	90	9- 1	208	286	112	112	29	29	
DIV. I NON-CONF.	4- 7	226	0- 0	161	151	177	177	29	29	

TOTALS	RPI 1-25	RPI 26-50	W-L RECORDS	RPI 51-100	RPI 101-999	RPI 201+				
15- 8	0- 0	0- 1	OVERALL	0- 2	15- 5	12- 2				
7- 1	0- 0	0- 0	HOME	0- 0	7- 1	5- 0				
7- 6	0- 0	0- 1	AWAY	0- 2	7- 2	6- 0				
1- 1	0- 0	0- 0	NEUTRAL	0- 0	1- 1	1- 1				
4- 7	0- 0	0- 1	NON-CONFERENCE	0- 2	4- 4	2- 2				
1- 1	0- 0	0- 0	HOME	0- 0	1- 1	0- 0				
2- 5	0- 0	0- 1	AWAY	0- 2	2- 2	1- 1				
1- 1	0- 0	0- 0	NEUTRAL	0- 0	1- 1	1- 1				
11- 1	0- 0	0- 0	CONFERENCE	0- 0	11- 1	10- 0				
6- 0	0- 0	0- 0	HOME	0- 0	6- 0	5- 0				
5- 1	0- 0	0- 0	AWAY	0- 0	5- 1	5- 0				
0- 0	0- 0	0- 0	NEUTRAL	0- 0	0- 0	0- 0				

RPI 1-25				RPI 26-50				RPI 51-100				RPI 101+				Team's RPI: 112			
RPI	S	Opponent	Score	RPI	S	Opponent	Score	RPI	S	Opponent	Score	RPI	S	Opponent	Score				
				44	A	Gonzaga	74 97					57	A	Duquesne	68 87	132	A	Cincinnati	77 73
												62	A	Tol edo	66 74	133	H	William & Mary	86 92
																145	A	Robert Morris	62 63
																145	H	Robert Morris	68 47
																165	A	Boi se St.	59 87
																181	H	Youngstown St.	79 65
																210	A	Columbia	81 94
																228	N	Southeast Mo. St.	50 82
																267	A	St. Francis Brooklyn	94 71
																267	H	St. Francis Brooklyn	90 75
																273	H	Mt. St. Mary's	92 88
																276	A	Fai rleigh Di ckin son	80 56
																278	N	Old Domini on	79 68
																281	A	LIU Brooklyn	85 54
																281	H	LIU Brooklyn	101 71
																288	A	Sacred Heart	89 48
																291	H	Central Conn. St.	87 59
																294	H	Bryant	87 69
																313	A	Portl and	106 101
																325	A	Wagner	79 76
LAST 12 Division I GAMES:																			
				281	A	LIU Brooklyn	85 54					273	H	Mt. St. Mary's	92 88				
				267	A	St. Francis Brooklyn	94 71					145	A	Robert Morris	62 63				
				145	H	Robert Morris	68 47					281	H	LIU Brooklyn	101 71				
				294	H	Bryant	87 69					267	H	St. Francis Brooklyn	90 75				
				291	H	Central Conn. St.	87 59					276	A	Fai rleigh Di ckin son	80 56				
				325	A	Wagner	79 76					288	A	Sacred Heart	89 48				

Non-Div I Games: Seton Hill 103 71

Saint Francis (PA)

■ Loss,
 ■ Non-Conf,
 ■ S Site,
 ■ Home
 ■ A Away
 N Neutral

Average RPI Win:	227	WON-LOST	WINNING	LAST 10	STRENGTH OF	OPP. STRENGTH	TEAM	ADJ.	CONF.	ADJ CONF.
Average RPI Loss:	116	RECORD	PCT. RANK	GAMES	SCHEDULE	OF SCHEDULE	RPI	RPI	RPI	RPI
DIV. I ONLY	13- 12	167	6- 4	172	158	156	156	12	12	
DIV. I NON-CONF.	5- 7	212	0- 0	160	167	170	170	10	10	
<hr/>										
TOTALS	RPI 1-25	RPI 26-50	W-L RECORDS	RPI 51-100	RPI 101-999	RPI 201+				
13- 12	0- 1	0- 2	OVERALL	2- 3	11- 6	8- 2				
5- 5	0- 0	0- 1	HOME	0- 3	5- 1	4- 0				
8- 6	0- 1	0- 0	AWAY	2- 0	6- 5	4- 2				
0- 1	0- 0	0- 1	NEUTRAL	0- 0	0- 0	0- 0				
5- 7	0- 1	0- 1	NON-CONFERENCE	1- 2	4- 3	3- 1				
2- 2	0- 0	0- 0	HOME	0- 2	2- 0	2- 0				
3- 4	0- 1	0- 0	AWAY	1- 0	2- 3	1- 1				
0- 1	0- 0	0- 1	NEUTRAL	0- 0	0- 0	0- 0				
8- 5	0- 0	0- 1	CONFERENCE	1- 1	7- 3	5- 1				
3- 3	0- 0	0- 1	HOME	0- 1	3- 1	2- 0				
5- 2	0- 0	0- 0	AWAY	1- 0	4- 2	3- 1				
0- 0	0- 0	0- 0	NEUTRAL	0- 0	0- 0	0- 0				

RPI 1-25				RPI 26-50				RPI 51-100				RPI 101+				Team's RPI: 156
RPI	S	Opponent	Score	RPI	S	Opponent	Score	RPI	S	Opponent	Score	RPI	S	Opponent	Score	
24	A	Villanova	44 79	31	N	Princeton	54 63	57	A	Duquesne	69 50	108	A	Saint Louis	73 96	
				40	H	Dayton	59 65	57	H	Duquesne	42 61	110	H	George Mason	57 65	
								58	H	Drexel	58 65	124	A	Bucknell	77 53	
								71	H	Penn	50 57	160	A	Florida	51 71	
								77	A	James Madison	73 66	167	A	Davidson	64 62	
												191	A	Temple	66 69	
												194	H	Richmond	81 72	
												231	A	La Salle	75 64	
												244	A	Niagara	93 69	
												256	A	St. Bonaventure	70 64	
												259	A	Towson	66 90	
												283	A	Massachusetts	84 79	
												287	A	VCU	54 56	
												287	H	VCU	79 41	
												331	H	Rhode Island	64 46	
												346	H	Eastern Ill.	80 62	
												348	H	Saint Peter's	87 58	
<hr/>																
LAST 12 Division I GAMES:																
167	A	Davidson	64 62	57	H	Duquesne	42 61	108	A	Saint Louis	73 96					
57	A	Duquesne	69 50	283	A	Massachusetts	84 79	194	H	Richmond	81 72					
331	H	Rhode Island	64 46	40	H	Dayton	59 65	256	A	St. Bonaventure	70 64					
110	H	George Mason	57 65													
287	A	VCU	54 56													
231	A	La Salle	75 64													

Non-Div I Games:

Saint Joseph's

Average RPI Win:	188	WON-LOST	WINNING	LAST 10	STRENGTH OF	OPP. STRENGTH	TEAM	ADJ.	CONF.	ADJ CONF.
Average RPI Loss:	91	RECORD	PCT. RANK	GAMES	SCHEDULE	OF SCHEDULE	RPI	RPI	RPI	RPI
DIV. I ONLY	14- 12	154	6- 4	107	95	108	108	12	12	
DIV. I NON-CONF.	6- 7	184	0- 0	119	26	141	141	10	10	

TOTALS	RPI 1-25	RPI 26-50	W-L RECORDS	RPI 51-100	RPI 101-999	RPI 201+				
14- 12	0- 2	0- 2	OVERALL	2- 3	12- 5	5- 1				
8- 3	0- 0	0- 0	HOME	1- 1	7- 2	3- 0				
4- 8	0- 1	0- 1	AWAY	1- 1	3- 1	2- 0				
2- 1	0- 0	0- 1	NEUTRAL	0- 0	2- 0	0- 0				
6- 7	0- 2	0- 1	NON-CONFERENCE	0- 1	6- 3	2- 0				
3- 2	0- 0	0- 0	HOME	0- 0	3- 2	1- 0				
1- 4	0- 2	0- 0	AWAY	0- 1	1- 1	1- 0				
2- 1	0- 0	0- 1	NEUTRAL	0- 0	2- 0	0- 0				
8- 5	0- 0	0- 1	CONFERENCE	2- 2	6- 2	3- 1				
5- 1	0- 0	0- 0	HOME	1- 1	4- 0	2- 0				
3- 4	0- 0	0- 1	AWAY	1- 1	2- 2	1- 1				
0- 0	0- 0	0- 0	NEUTRAL	0- 0	0- 0	0- 0				

RPI 1-25				RPI 26-50				RPI 51-100				RPI 101+ Team's RPI: 108			
RPI	S	Opponent	Score	RPI	S	Opponent	Score	RPI	S	Opponent	Score	RPI	S	Opponent	Score
16	A	Missouri	58 70	27	N	LSU	59 71	57	H	Duquesne	66 76	110	A	George Mason	72 81
22	A	DePaul	78 86	40	A	Dayton	76 101	74	A	Fordham	63 66	111	N	Cleveland St.	80 64
								74	H	Fordham	91 85	119	H	Little Rock	48 45
								88	A	Washington St.	63 85	129	H	Vanderbilt	69 74
								96	A	George Washington	72 69	141	N	Ole Miss	79 64
												148	A	SIUE	72 79
												150	H	Loyola Marymount	60 62
												156	H	Saint Joseph's	96 73
												167	H	Davidson	88 72
												171	H	Tulsa	77 66
												194	A	Richmond	79 61
												231	A	La Salle	76 87
												256	H	St. Bonaventure	78 55
												264	H	Lipscomb	101 57
												269	A	Indiana St.	60 59
												283	H	Massachusetts	64 63
												331	A	Rhode Island	70 66

LAST 12 Division I GAMES:															
57	H	Duquesne	66 76	110	A	George Mason	72 81	156	H	Saint Joseph's	96 73				
331	A	Rhode Island	70 66	283	H	Massachusetts	64 63	40	A	Dayton	76 101				
231	A	La Salle	76 87	74	H	Fordham	91 85	74	A	Fordham	63 66				
167	H	Davidson	88 72	96	A	George Washington	72 69	194	A	Richmond	79 61				

Non-Div I Games:

Saint Louis

Average RPI Win:	162	WON-LOST	WINNING	LAST 10	STRENGTH OF	OPP. STRENGTH	TEAM	ADJ.	CONF.	ADJ CONF.
Average RPI Loss:	114	RECORD	PCT. RANK	GAMES	SCHEDULE	OF SCHEDULE	RPI	RPI	RPI	RPI
DIV. I ONLY	17- 9	85	6- 4	74	106	70	70	13	13	
DIV. I NON-CONF.	7- 4	102	0- 0	60	35	57	57	11	11	

TOTALS	RPI 1-25	RPI 26-50	W-L RECORDS	RPI 51-100	RPI 101-999	RPI 201+				
17- 9	0- 0	1- 3	OVERALL	2- 2	14- 4	5- 1				
10- 3	0- 0	0- 1	HOME	2- 1	8- 1	4- 0				
5- 6	0- 0	1- 2	AWAY	0- 1	4- 3	1- 1				
2- 0	0- 0	0- 0	NEUTRAL	0- 0	2- 0	0- 0				
7- 4	0- 0	0- 2	NON-CONFERENCE	2- 2	5- 0	1- 0				
4- 1	0- 0	0- 0	HOME	2- 1	2- 0	1- 0				
1- 3	0- 0	0- 2	AWAY	0- 1	1- 0	0- 0				
2- 0	0- 0	0- 0	NEUTRAL	0- 0	2- 0	0- 0				
10- 5	0- 0	1- 1	CONFERENCE	0- 0	9- 4	4- 1				
6- 2	0- 0	0- 1	HOME	0- 0	6- 1	3- 0				
4- 3	0- 0	1- 0	AWAY	0- 0	3- 3	1- 1				
0- 0	0- 0	0- 0	NEUTRAL	0- 0	0- 0	0- 0				

RPI 1-25				RPI 26-50				RPI 51-100				Team's RPI: 70				RPI 101+			
RPI	S	Opponent	Score	RPI	S	Opponent	Score	RPI	S	Opponent	Score	RPI	S	Opponent	Score	RPI	S	Opponent	Score
				38	A	Cal i forn i a	80 87	65	H	UC Dav i s	50 74	128	A	BYU	54 63				
				41	A	Purdue	60 70	66	H	Ind i ana	88 82	128	H	BYU	57 49				
				44	A	Gonzaga	72 56	88	H	Washington St.	81 75	150	A	Loyol a Marymount	57 69				
				44	H	Gonzaga	65 73	94	A	Utah	63 74	150	H	Loyol a Marymount	65 75				
												151	A	San Franci sco	73 59				
												151	H	San Franci sco	72 64				
												154	H	Cal Poly	82 64				
												163	N	Eastern Wash.	76 56				
												164	A	Paci fi c	70 69				
												164	H	Paci fi c	96 88				
												165	A	Boi se St.	74 72				
												183	N	UT Martin	69 58				
												207	H	UC Santa Barbara	89 59				
												208	A	San Di ego	75 53				
												208	H	San Di ego	66 57				
												232	H	Pepperdi ne	75 62				
												286	H	Santa Clara	59 46				
												313	A	Portl and	65 68				

LAST 12 Di vi si on I GAMES:																			
				151	H	San Franci sco	72 64	128	A	BYU	54 63								
				44	A	Gonzaga	72 56	164	H	Paci fi c	96 88								
				150	H	Loyol a Marymount	65 75	44	H	Gonzaga	65 73								
				208	H	San Di ego	66 57	232	H	Pepperdi ne	75 62								
				151	A	San Franci sco	73 59	286	H	Santa Clara	59 46								
				313	A	Portl and	65 68	208	A	San Di ego	75 53								

Non-Di v I Games:

Saint Mary's (CA)

Average RPI Win:	247	WON-LOST	WINNING	LAST 10	STRENGTH OF	OPP. STRENGTH	TEAM	ADJ.	CONF.	ADJ CONF.
Average RPI Loss:	242	RECORD	PCT. RANK	GAMES	SCHEDULE	OF SCHEDULE	RPI	RPI	RPI	RPI
DIV. I ONLY	4- 22	325	1- 9	342	332	348	348	28	28	
DIV. I NON-CONF.	3- 8	268	0- 0	308	343	313	313	26	26	

TOTALS	RPI 1-25	RPI 26-50	W-L RECORDS	RPI 51-100	RPI 101-999	RPI 201+				
4- 22	0- 0	0- 0	OVERALL	0- 2	4- 20	3- 16				
2- 9	0- 0	0- 0	HOME	0- 0	2- 9	2- 6				
1- 13	0- 0	0- 0	AWAY	0- 2	1- 10	1- 9				
1- 0	0- 0	0- 0	NEUTRAL	0- 0	1- 0	0- 0				
3- 8	0- 0	0- 0	NON-CONFERENCE	0- 1	3- 7	2- 5				
1- 3	0- 0	0- 0	HOME	0- 0	1- 3	1- 2				
1- 5	0- 0	0- 0	AWAY	0- 1	1- 4	1- 3				
1- 0	0- 0	0- 0	NEUTRAL	0- 0	1- 0	0- 0				
1- 14	0- 0	0- 0	CONFERENCE	0- 1	1- 13	1- 11				
1- 6	0- 0	0- 0	HOME	0- 0	1- 6	1- 4				
0- 8	0- 0	0- 0	AWAY	0- 1	0- 7	0- 7				
0- 0	0- 0	0- 0	NEUTRAL	0- 0	0- 0	0- 0				

RPI 1-25				RPI 26-50				RPI 51-100				RPI 101+				Team's RPI: 348
RPI	S	Opponent	Score	RPI	S	Opponent	Score	RPI	S	Opponent	Score	RPI	S	Opponent	Score	
								53	A	Quinnipiac	39 86	117	N	Delaware	90 87	
								99	A	Seton Hall	49 91	118	H	Yale	49 70	
												156	A	Saint Joseph's	58 87	
												158	H	Marist	53 86	
												189	H	Siena	59 62	
												234	H	Lafayette	64 61	
												244	A	Niagara	54 64	
												244	H	Niagara	52 87	
												257	A	Manhattan	64 76	
												258	A	Fairfield	41 62	
												267	H	St. Francis Brooklyn	49 64	
												274	A	Rider	52 62	
												274	H	Rider	52 57	
												276	A	Fairleigh Dickinson	59 69	
												281	A	LIU Brooklyn	46 57	
												283	A	Massachusetts	65 81	
												289	A	Canisius	49 52	
												289	H	Canisius	53 66	
												292	A	Monmouth	44 51	
												292	H	Monmouth	67 47	
												336	A	Iona	42 52	
												336	H	Iona	31 55	
												344	A	NJIT	59 52	
												345	H	UMass Lowell	60 66	

LAST 12 Division I GAMES:																
				336	H	Iona	31 55					292	H	Monmouth	67 47	
				274	A	Rider	52 62					244	H	Niagara	52 87	
				289	A	Canisius	49 52					289	H	Canisius	53 66	
				244	A	Niagara	54 64					258	A	Fairfield	41 62	
				189	H	Siena	59 62					53	A	Quinnipiac	39 86	
				336	A	Iona	42 52					292	A	Monmouth	44 51	

Non-Div I Games:

Saint Peter's

Average RPI Win: 304
Average RPI Loss: 191

WON-LOST
RECORD

WINNING
PCT. RANK

LAST 10
GAMES

STRENGTH OF
SCHEDULE

OPP. STRENGTH
OF SCHEDULE

TEAM
RPI

ADJ.
RPI

CONF.
RPI

ADJ CONF.
RPI

DIV. I ONLY	2- 19	336	1- 9	186	343	333	333	26	26
DIV. I NON-CONF.	1- 6	306	0- 0	43	338	268	268	25	25
TOTALS	RPI 1-25	RPI 26-50	W-L RECORDS	RPI 51-100	RPI 101-999	RPI 201+			
2- 19	0- 0	0- 1	OVERALL	0- 1	2- 17	2- 10			
1- 10	0- 0	0- 0	HOME	0- 1	1- 9	1- 7			
1- 9	0- 0	0- 0	AWAY	0- 0	1- 0	1- 0			
0- 0	0- 0	0- 0	NEUTRAL	0- 0	0- 0	0- 0			
1- 6	0- 0	0- 1	NON-CONFERENCE	0- 1	1- 4	1- 1			
1- 3	0- 0	0- 0	HOME	0- 1	1- 2	1- 1			
0- 3	0- 0	0- 1	AWAY	0- 0	0- 2	0- 0			
0- 0	0- 0	0- 0	NEUTRAL	0- 0	0- 0	0- 0			
1- 13	0- 0	0- 0	CONFERENCE	0- 0	1- 13	1- 9			
0- 7	0- 0	0- 0	HOME	0- 0	0- 7	0- 6			
1- 6	0- 0	0- 0	AWAY	0- 0	1- 6	1- 3			
0- 0	0- 0	0- 0	NEUTRAL	0- 0	0- 0	0- 0			

RPI	S	Opponent	Score	RPI	S	Opponent	Score	RPI	S	Opponent	Score	RPI	S	Opponent	Score	Team's RPI: 333
27	A	LSU	58 71	93	H	Rice	50 79	104	A	Arkansas	54 65	114	A	Lamar University	44 91	
								114	H	Lamar University	44 68	120	A	Central Ark.	44 69	
								122	A	SFA	53 75	136	H	Texas St.	41 73	
								200	A	Southern Miss.	38 58	211	A	Abilene Christian	65 83	
								211	H	Abilene Christian	72 75	233	H	Texas Southern	58 77	
								243	A	A&M-Corpus Christi	48 62	243	H	A&M-Corpus Christi	57 67	
								245	H	Nicholls St.	65 70	263	H	McNeese	63 66	
								297	A	Southeastern La.	57 52	310	H	Jackson St.	74 68	
								312	H	Incarnate Word	49 56	322	A	Northwestern St.	60 63	
								323	H	Houston Baptist	61 69					
LAST 12 Division I GAMES:																
245	H	Nicholls St.	65 70	297	A	Southeastern La.	57 52	114	A	Lamar University	44 91	322	A	Northwestern St.	60 63	
114	H	Lamar University	44 68	323	H	Houston Baptist	61 69	243	H	A&M-Corpus Christi	57 67	312	H	Incarnate Word	49 56	
243	A	A&M-Corpus Christi	48 62													
211	H	Abilene Christian	72 75													
263	H	McNeese	63 66													
122	A	SFA	53 75													

Non-Div I Games: Wiley 80 41 St. Thomas Houston 68 66

Sam Houston St.

Average RPI Win: 223
Average RPI Loss: 108

WON-LOST
RECORD

WINNING
PCT. RANK

LAST 10
GAMES

STRENGTH OF
SCHEDULE

OPP. STRENGTH
OF SCHEDULE

TEAM
RPI

ADJ.
RPI

CONF.
RPI

ADJ CONF.
RPI

DIV. I ONLY	12- 13	191	5- 5	92	183	149	149	17	17
DIV. I NON-CONF.	7- 7	170	1- 0	65	150	124	124	16	16
<hr/>									
TOTALS	RPI 1-25	RPI 26-50	W-L RECORDS	RPI 51-100	RPI 101-999	RPI 201+			
12- 13	0- 2	1- 0	OVERALL	0- 4	11- 7	6- 1			
10- 2	0- 0	1- 0	HOME	0- 1	9- 1	5- 0			
1- 10	0- 0	0- 0	AWAY	0- 0	1- 0	1- 0			
1- 1	0- 0	0- 0	NEUTRAL	0- 0	1- 1	0- 0			
7- 7	0- 2	1- 0	NON-CONFERENCE	0- 2	6- 3	2- 0			
6- 1	0- 0	1- 0	HOME	0- 0	5- 1	2- 0			
0- 5	0- 2	0- 0	AWAY	0- 2	0- 1	0- 0			
1- 1	0- 0	0- 0	NEUTRAL	0- 0	1- 1	0- 0			
5- 6	0- 0	0- 0	CONFERENCE	0- 2	5- 4	4- 1			
4- 1	0- 0	0- 0	HOME	0- 1	4- 0	3- 0			
1- 5	0- 0	0- 0	AWAY	0- 1	1- 4	1- 1			
0- 0	0- 0	0- 0	NEUTRAL	0- 0	0- 0	0- 0			

RPI 1-25				RPI 26-50				RPI 51-100				RPI 101+ Team's RPI: 149			
RPI	S	Opponent	Score	RPI	S	Opponent	Score	RPI	S	Opponent	Score	RPI	S	Opponent	Score
6	A	Florida St.	62 87	45	H	UCF	58 51	61	A	Mercer	45 48	104	A	Arkansas	63 84
17	A	Iowa	59 80					61	H	Mercer	59 73	115	A	Chattanooga	58 68
								68	A	UAB	53 77	131	A	ETSU	48 76
								76	A	Belmont	46 83	143	H	Colorado	60 71
												153	N	UTEP	33 46
												174	A	Furman	41 45
												174	H	Furman	62 58
												180	H	Troy	80 73
												180	N	Troy	82 76
												199	H	Hampton	66 61
												200	H	Southern Miss.	61 56
												230	A	UNCG	60 53
												230	H	UNCG	56 48
												299	A	Wofford	46 58
												299	H	Wofford	81 77
												302	H	Alabama St.	58 39
												303	H	Western Caro.	62 54
												331	H	Rhode Island	67 37
<hr/>															
LAST 12 Division I GAMES:															
230	A	UNCG	60 53	230	H	UNCG	56 48	303	H	Western Caro.	62 54	61	H	Mercer	59 73
61	A	Mercer	45 48	61	H	Mercer	59 73	299	A	Wofford	46 58	174	A	Furman	41 45
174	H	Furman	62 58	299	H	Wofford	81 77	199	H	Hampton	66 61				
299	H	Wofford	81 77	174	A	Furman	41 45								
131	A	ETSU	48 76												
115	A	Chattanooga	58 68												

Non-Div I Games:

AUM

59 46

Samford

Loss, Non-Conf, S Site, H Home A Away N Neutral

Average RPI Win:	225	WON-LOST	WINNING	LAST 10	STRENGTH OF	OPP. STRENGTH	TEAM	ADJ.	CONF.	ADJ CONF.
Average RPI Loss:	162	RECORD	PCT. RANK	GAMES	SCHEDULE	OF SCHEDULE	RPI	RPI	RPI	RPI
DIV. I ONLY	13- 12	167	5- 5	278	147	208	208	13	13	
DIV. I NON-CONF.	6- 4	122	0- 0	299	226	164	164	11	11	

TOTALS	RPI 1-25	RPI 26-50	W-L RECORDS	RPI 51-100	RPI 101-999	RPI 201+				
13- 12	0- 0	1- 2	OVERALL	0- 2	12- 8	8- 5				
8- 4	0- 0	1- 1	HOME	0- 1	7- 2	6- 0				
4- 8	0- 0	0- 1	AWAY	0- 1	4- 6	2- 5				
1- 0	0- 0	0- 0	NEUTRAL	0- 0	1- 0	0- 0				
6- 4	0- 0	1- 1	NON-CONFERENCE	0- 0	5- 3	4- 3				
4- 0	0- 0	1- 0	HOME	0- 0	3- 0	3- 0				
1- 4	0- 0	0- 1	AWAY	0- 0	1- 3	1- 3				
1- 0	0- 0	0- 0	NEUTRAL	0- 0	1- 0	0- 0				
7- 8	0- 0	0- 1	CONFERENCE	0- 2	7- 5	4- 2				
4- 4	0- 0	0- 1	HOME	0- 1	4- 2	3- 0				
3- 4	0- 0	0- 0	AWAY	0- 1	3- 3	1- 2				
0- 0	0- 0	0- 0	NEUTRAL	0- 0	0- 0	0- 0				

RPI 1-25				RPI 26-50				RPI 51-100				RPI 101+				Team's RPI : 208	
RPI	S	Opponent	Score	RPI	S	Opponent	Score	RPI	S	Opponent	Score	RPI	S	Opponent	Score		
				38	A	Cal i forn i a	64 89	70	A	Sai nt Mary' s (CA)	57 66	128	H	BYU	70 69		
				39	H	Min nesota	72 69	70	H	Sai nt Mary' s (CA)	53 75	150	A	Loyol a Marymount	60 54		
				44	H	Gonzaga	44 63					150	H	Loyol a Marymount	53 67		
												151	A	San Franci sco	60 54		
												164	A	Paci fi c	60 62		
												164	H	Paci fi c	68 81		
												165	N	Boi se St.	72 52		
												207	A	UC Santa Barbara	71 58		
												221	A	Seattle U	73 80		
												232	A	Pepperdi ne	62 66		
												232	H	Pepperdi ne	79 53		
												248	A	San Di ego St.	76 77		
												254	A	Hawai i	63 64		
												286	A	Santa Clara	50 59		
												286	H	Santa Clara	51 40		
												296	H	UTSA	78 69		
												313	A	Portl and	75 60		
												313	H	Portl and	59 52		
												319	H	Long Beach St.	74 40		
												327	H	Southern Utah	72 59		
LAST 12 Division I GAMES:																	
				164	A	Paci fi c	60 62	286	A	Santa Clara	50 59						
				286	H	Santa Clara	51 40	128	H	BYU	70 69						
				232	H	Pepperdi ne	79 53	313	A	Portl and	75 60						
				70	A	Saint Mary' s (CA)	57 66	150	A	Loyol a Marymount	60 54						
				44	H	Gonzaga	44 63	164	H	Paci fi c	68 81						
				150	H	Loyol a Marymount	53 67	70	H	Saint Mary' s (CA)	53 75						

Non-Div I Games: San Diego Christian 82 53

San Diego

Average RPI		Winn: 212	WON-LOST	WINNING	LAST 10	STRENGTH OF		OPP. STRENGTH	TEAM	ADJ.	CONF.	ADJ CONF.
Loss: 159			RECORD	PCT. RANK	GAMES	SCHEDULE		OF SCHEDULE	RPI	RPI	RPI	RPI
DIV. I	ONLY	9- 14	232	3- 7	183	180	248	248	16	16		
DIV. I	NON-CONF.	5- 5	170	0- 0	268	288	250	250	14	14		
TOTALS		RPI 1-25		RPI 26-50	W-L RECORDS		RPI 51-100	RPI 101-999	RPI 201+			
9- 14	0- 0		0- 1	OVERALL		2- 3	7- 10	7- 4				
7- 6	0- 0		0- 0	HOME		2- 1	5- 5	5- 1				
2- 6	0- 0		0- 0	AWAY		0- 1	2- 5	2- 3				
0- 2	0- 0		0- 1	NEUTRAL		0- 1	0- 0	0- 0				
5- 5	0- 0		0- 1	NON-CONFERENCE		0- 1	5- 3	5- 2				
4- 2	0- 0		0- 0	HOME		0- 0	4- 2	4- 1				
1- 1	0- 0		0- 0	AWAY		0- 0	1- 1	1- 1				
0- 2	0- 0		0- 1	NEUTRAL		0- 1	0- 0	0- 0				
4- 9	0- 0		0- 0	CONFERENCE		2- 2	2- 7	2- 2				
3- 4	0- 0		0- 0	HOME		2- 1	1- 3	1- 0				
1- 5	0- 0		0- 0	AWAY		0- 1	1- 4	1- 2				
0- 0	0- 0		0- 0	NEUTRAL		0- 0	0- 0	0- 0				

RPI 1-25				RPI 26-50				RPI 51-100				RPI 101+				Team's RPI: 248	
RPI	S	Opponent	Score	RPI	S	Opponent	Score	RPI	S	Opponent	Score	RPI	S	Opponent	Score		
				26	N	Central Mich.	76 85	73	A	Wyomi ng	50 70	113	A	Colorado St.	43 72		
								73	H	Wyomi ng	68 62	113	H	Colorado St.	63 65		
								87	H	New Mexi co	97 89	147	A	Fresno St.	53 64		
								92	H	UNLV	64 75	147	H	Fresno St.	60 66		
								100	N	Tulane	46 80	159	H	UC Irvine	65 67		
												165	H	Boise St.	70 86		
												202	H	Nevada	75 72		
												207	A	UC Santa Barbara	64 77		
												208	H	San Diego	77 76		
												218	H	CSUN	58 55		
												251	A	San Jose St.	75 65		
												277	H	Presbyteri an	77 50		
												280	A	Ari zona	78 67		
												286	H	Santa Clara	34 48		
												295	A	Utah St.	58 62		
												307	A	Air Force	51 61		
												316	H	Cal St. Fullerton	59 58		
LAST 12 Division I GAMES:																	
				73	A	Wyomi ng	50 70	87	H	New Mexico	97 89						
				202	H	Nevada	75 72	147	A	Fresno St.	53 64						
				147	H	Fresno St.	60 66	165	H	Boise St.	70 86						
				307	A	Air Force	51 61	251	A	San Jose St.	75 65						
				92	H	UNLV	64 75	113	H	Colorado St.	63 65						
				113	A	Colorado St.	43 72	295	A	Utah St.	58 62						

Non-Div I Games:	Hope Int'l	92	68
------------------	------------	----	----

San Di ego St.

Loss, Non-Conf, S Site, H Home A Away N Neutral

Average RPI Win:	219	WON-LOST	WINNING	LAST 10	STRENGTH OF	OPP. STRENGTH	TEAM	ADJ.	CONF.	ADJ CONF.
Average RPI Loss:	102	RECORD	PCT. RANK	GAMES	SCHEDULE	OF SCHEDULE	RPI	RPI	RPI	RPI
DIV. I ONLY	13- 13	175	5- 5	126	118	151	151	13	13	
DIV. I NON-CONF.	5- 6	187	0- 0	77	89	134	134	11	11	

TOTALS	RPI 1-25	RPI 26-50	W-L RECORDS	RPI 51-100	RPI 101-999	RPI 201+				
13- 13	0- 1	0- 3	OVERALL	0- 4	13- 5	7- 2				
8- 5	0- 1	0- 1	HOME	0- 2	8- 1	4- 1				
4- 8	0- 0	0- 2	AWAY	0- 2	4- 4	3- 1				
1- 0	0- 0	0- 0	NEUTRAL	0- 0	1- 0	0- 0				
5- 6	0- 1	0- 1	NON-CONFERENCE	0- 2	5- 2	2- 0				
3- 2	0- 1	0- 0	HOME	0- 1	3- 0	1- 0				
1- 4	0- 0	0- 1	AWAY	0- 1	1- 2	1- 0				
1- 0	0- 0	0- 0	NEUTRAL	0- 0	1- 0	0- 0				
8- 7	0- 0	0- 2	CONFERENCE	0- 2	8- 3	5- 2				
5- 3	0- 0	0- 1	HOME	0- 1	5- 1	3- 1				
3- 4	0- 0	0- 1	AWAY	0- 1	3- 2	2- 1				
0- 0	0- 0	0- 0	NEUTRAL	0- 0	0- 0	0- 0				

RPI 1-25				RPI 26-50				RPI 51-100				RPI 101+ Team's RPI: 151			
RPI	S	Opponent	Score	RPI	S	Opponent	Score	RPI	S	Opponent	Score	RPI	S	Opponent	Score
12	H	Stanford	66 86	34	A	Northern Colo.	60 73	65	A	UC Davis	55 72	128	A	BYU	66 70
				44	A	Gonzaga	47 74	70	A	Saint Mary's (CA)	64 72	128	H	BYU	76 73
				44	H	Gonzaga	57 81	70	H	Saint Mary's (CA)	59 73	145	N	Robert Morris	57 45
								88	H	Washington St.	70 74	147	H	Fresno St.	70 62
												150	H	Loyola Marymount	78 60
												154	A	Cal Poly	83 88
												154	H	Cal Poly	83 71
												164	A	Paci fi c	81 71
												179	A	UT Arlington	54 56
												208	H	San Di ego	54 60
												232	A	Pepperdi ne	92 95
												232	H	Pepperdi ne	68 67
												251	A	San Jose St.	87 81
												272	H	Sacramento St.	90 76
												286	A	Santa Clara	58 54
												286	H	Santa Clara	64 47
												313	A	Portl and	76 63
												313	H	Portl and	84 75

LAST 12 Division I GAMES:															
				70	A	Saint Mary's (CA)	64 72	164	A	Paci fi c	81 71				
				128	H	BYU	76 73	232	A	Pepperdi ne	92 95				
				313	A	Portl and	76 63	286	A	Santa Clara	58 54				
				286	H	Santa Clara	64 47	44	A	Gonzaga	47 74				
				70	H	Saint Mary's (CA)	59 73	150	H	Loyol a Marymount	78 60				
				44	H	Gonzaga	57 81	232	H	Pepperdi ne	68 67				

Non-Div I Games:

San Francisco

Average RPI Win:	239	WON-LOST	WINNING	LAST 10	STRENGTH OF	OPP. STRENGTH	TEAM	ADJ.	CONF.	ADJ CONF.
Average RPI Loss:	128	RECORD	PCT. RANK	GAMES	SCHEDULE	OF SCHEDULE	RPI	RPI	RPI	RPI
DIV. I ONLY	5- 18	307	2- 8	91	143	251	251	16	16	
DIV. I NON-CONF.	2- 8	290	0- 0	84	159	245	245	14	14	

TOTALS	RPI 1-25	RPI 26-50	W-L RECORDS	RPI 51-100	RPI 101-999	RPI 201+				
5- 18	0- 1	0- 1	OVERALL	1- 5	4- 11	4- 3				
3- 8	0- 0	0- 0	HOME	1- 2	2- 6	2- 2				
2- 9	0- 1	0- 1	AWAY	0- 3	2- 4	2- 1				
0- 1	0- 0	0- 0	NEUTRAL	0- 0	0- 1	0- 0				
2- 8	0- 1	0- 1	NON-CONFERENCE	0- 1	2- 5	2- 1				
1- 4	0- 0	0- 0	HOME	0- 1	1- 3	1- 1				
1- 3	0- 1	0- 1	AWAY	0- 0	1- 1	1- 0				
0- 1	0- 0	0- 0	NEUTRAL	0- 0	0- 1	0- 0				
3- 10	0- 0	0- 0	CONFERENCE	1- 4	2- 6	2- 2				
2- 4	0- 0	0- 0	HOME	1- 1	1- 3	1- 1				
1- 6	0- 0	0- 0	AWAY	0- 3	1- 3	1- 1				
0- 0	0- 0	0- 0	NEUTRAL	0- 0	0- 0	0- 0				

RPI 1-25				RPI 26-50				RPI 51-100				RPI 101+ Team's RPI: 251			
RPI	S	Opponent	Score	RPI	S	Opponent	Score	RPI	S	Opponent	Score	RPI	S	Opponent	Score
8	A	UCLA	69 129	49	A	Oregon St.	62 110	60	H	Nebraska	55 81	113	A	Colorado St.	48 63
								73	A	Wyoming	46 58	113	H	Colorado St.	66 73
								87	A	New Mexico	62 92	121	H	Portland St.	78 90
								87	H	New Mexico	95 86	147	A	Fresno St.	71 81
								92	A	UNLV	60 79	151	H	San Francisco	81 87
								92	H	UNLV	53 80	164	A	Pacific	97 106
												165	H	Boise St.	80 112
												199	N	Hampton	73 81
												202	A	Nevada	63 91
												218	H	CSUN	59 76
												222	H	CSU Bakersfield	67 57
												248	H	San Diego St.	65 75
												286	A	Santa Clara	71 66
												295	H	Utah St.	79 66
												307	A	Air Force	75 74

LAST 12 Division I GAMES:															
				147	A	Fresno St.	71 81	202	A	Nevada	63 91				
				113	H	Colorado St.	66 73	307	A	Air Force	75 74				
				87	A	New Mexico	62 92	248	H	San Diego St.	65 75				
				92	H	UNLV	53 80	87	H	New Mexico	95 86				
				73	A	Wyoming	46 58	92	A	UNLV	60 79				
				165	H	Boise St.	80 112	113	A	Colorado St.	48 63				

Non-Div I Games: Southern Ore. 89 87

San Jose St.

Average RPI Win:	265	WON-LOST	WINNING	LAST 10	STRENGTH OF	OPP. STRENGTH	TEAM	ADJ.	CONF.	ADJ CONF.
Average RPI Loss:	155	RECORD	PCT. RANK	GAMES	SCHEDULE	OF SCHEDULE	RPI	RPI	RPI	RPI

DIV. I ONLY	7- 18	284	3- 7	255	141	286	286	13	13
DIV. I NON-CONF.	3- 7	254	0- 0	325	181	302	302	11	11
TOTALS	RPI 1-25	RPI 26-50	W-L RECORDS	RPI 51-100	RPI 101-999	RPI 201+			
7- 18	0- 0	0- 4	OVERALL	0- 1	7- 13	7- 6			
4- 8	0- 0	0- 3	HOME	0- 0	4- 5	4- 2			
3- 10	0- 0	0- 0	AWAY	0- 0	3- 0	3- 0			
0- 0	0- 0	0- 0	NEUTRAL	0- 0	0- 0	0- 0			
3- 7	0- 0	0- 2	NON-CONFERENCE	0- 0	3- 5	3- 4			
1- 4	0- 0	0- 2	HOME	0- 0	1- 2	1- 2			
2- 3	0- 0	0- 0	AWAY	0- 0	2- 3	2- 2			
0- 0	0- 0	0- 0	NEUTRAL	0- 0	0- 0	0- 0			
4- 11	0- 0	0- 2	CONFERENCE	0- 1	4- 8	4- 2			
3- 4	0- 0	0- 1	HOME	0- 0	3- 3	3- 0			
1- 7	0- 0	0- 1	AWAY	0- 1	1- 5	1- 2			
0- 0	0- 0	0- 0	NEUTRAL	0- 0	0- 0	0- 0			

RPI S Opponent	Score	RPI S Opponent	Score	RPI S Opponent	Score	RPI S Opponent	Score	Team's RPI: 286
38 H Cal i forn i a	41 79	70 A Saint Mary's (CA)	46 59	128 A BYU	47 65			
44 A Gonzaga	44 71			128 H BYU	34 55			
44 H Gonzaga	51 63			150 H Loyol a Marymount	51 65			
50 H Southern Cal i forn i a	43 64			151 A San Franci sco	47 64			
				151 H San Franci sco	54 58			
				164 A Paci fi c	37 55			
				192 A Northwestern	47 57			
				202 A Nevada	41 52			
				207 H UC Santa Barbara	68 63			
				208 A San Di ego	40 51			
				208 H San Di ego	59 50			
				232 A Pepperdi ne	55 56			
				232 H Pepperdi ne	54 50			
				248 A San Di ego St.	48 34			
				251 H San Jose St.	66 71			
				268 A Grand Canyon	38 39			
				313 A Portl and	50 43			
				313 H Portl and	67 57			
				316 H Cal St. Fullerton	69 73			
				334 A III. -Chi cago	45 36			
LAST 12 Di vi si on I GAMES:								
313 H Portl and	67 57	208 H San Di ego	59 50					
208 A San Di ego	40 51	44 A Gonzaga	44 71					
128 H BYU	34 55	151 H San Franci sco	54 58					
151 A San Franci sco	47 64	128 A BYU	47 65					
164 A Paci fi c	37 55	70 A Saint Mary's (CA)	46 59					
232 H Pepperdi ne	54 50	313 A Portl and	50 43					

Non-Di v I Games: Menlo 104 61

Santa Clara

Average RPI Win:	332	WON-LOST	WINNING	LAST 10	STRENGTH OF	OPP. STRENGTH	TEAM	ADJ.	CONF.	ADJ CONF.
Average RPI Loss:	211	RECORD	PCT. RANK	GAMES	SCHEDULE	OF SCHEDULE	RPI	RPI	RPI	RPI
DIV. I ONLY	2- 19	336	1- 8	325	287	342	342	30	30	
DIV. I NON-CONF.	1- 9	318	0- 0	258	112	310	310	30	30	

TOTALS	RPI 1-25	RPI 26-50	W-L RECORDS	RPI 51-100	RPI 101-999	RPI 201+				
2- 19	0- 1	0- 1	OVERALL	0- 1	2- 16	2- 11				
0- 7	0- 0	0- 0	HOME	0- 0	0- 7	0- 6				
2- 9	0- 1	0- 1	AWAY	0- 1	2- 6	2- 5				
0- 3	0- 0	0- 0	NEUTRAL	0- 0	0- 3	0- 0				
1- 9	0- 1	0- 1	NON-CONFERENCE	0- 1	1- 6	1- 2				
0- 0	0- 0	0- 0	HOME	0- 0	0- 0	0- 0				
1- 6	0- 1	0- 1	AWAY	0- 1	1- 3	1- 2				
0- 3	0- 0	0- 0	NEUTRAL	0- 0	0- 3	0- 0				
1- 10	0- 0	0- 0	CONFERENCE	0- 0	1- 10	1- 9				
0- 7	0- 0	0- 0	HOME	0- 0	0- 7	0- 6				
1- 3	0- 0	0- 0	AWAY	0- 0	1- 3	1- 3				
0- 0	0- 0	0- 0	NEUTRAL	0- 0	0- 0	0- 0				

RPI 1-25				RPI 26-50				RPI 51-100				RPI 101+ Team's RPI: 342			
RPI	S	Opponent	Score	RPI	S	Opponent	Score	RPI	S	Opponent	Score	RPI	S	Opponent	Score
15	A	South Carolina	38 99	49	A	Oregon St.	36 84	90	A	Jacksonville	46 74	160	N	Florida	40 90
												188	A	Wisconsin	24 82
												193	N	Providence	48 78
												194	N	Richmond	63 100
												199	H	Hampton	53 81
												203	H	Norfolk St.	58 78
												204	A	East Carolina	37 103
												217	H	N. C. A&T	44 69
												252	H	Howard	59 87
												261	A	Morgan St.	67 73
												261	H	Morgan St.	41 70
												279	H	UMES	56 68
												302	A	Alabama St.	61 81
												305	A	Coppin St.	57 66
												314	H	South Carolina St.	60 71
												320	A	Ga. Southern	71 67
												329	A	Delaware St.	79 93
												343	A	Florida A&M	65 47

LAST 12 Division I GAMES:															
217	H	N. C. A&T	44 69	199	H	Hampton	53 81								
261	H	Morgan St.	41 70	252	H	Howard	59 87								
314	H	South Carolina St.	60 71	279	H	UMES	56 68								
343	A	Florida A&M	65 47	261	A	Morgan St.	67 73								
329	A	Delaware St.	79 93	305	A	Coppin St.	57 66								
203	H	Norfolk St.	58 78	90	A	Jacksonville	46 74								

Non-Div I Games: LaGrange 86 44 Allen 79 41

Savannah St.

Average RPI Win:	250	WON-LOST	WINNING	LAST 10	STRENGTH OF	OPP. STRENGTH	TEAM	ADJ.	CONF.	ADJ CONF.
Average RPI Loss:	186	RECORD	PCT. RANK	GAMES	SCHEDULE	OF SCHEDULE	RPI	RPI	RPI	RPI
DIV. I ONLY	13- 12	167	7- 3	287	277	221	221	31	31	
DIV. I NON-CONF.	6- 9	214	0- 2	158	211	208	208	31	31	

TOTALS	RPI 1-25	RPI 26-50	W-L RECORDS	RPI 51-100	RPI 101-999	RPI 201+				
13- 12	0- 0	0- 1	OVERALL	0- 1	13- 10	11- 6				
6- 6	0- 0	0- 0	HOME	0- 1	6- 5	5- 2				
7- 6	0- 0	0- 1	AWAY	0- 0	7- 5	6- 4				
0- 0	0- 0	0- 0	NEUTRAL	0- 0	0- 0	0- 0				
6- 9	0- 0	0- 1	NON-CONFERENCE	0- 1	6- 7	4- 3				
2- 6	0- 0	0- 0	HOME	0- 1	2- 5	1- 2				
4- 3	0- 0	0- 1	AWAY	0- 0	4- 2	3- 1				
0- 0	0- 0	0- 0	NEUTRAL	0- 0	0- 0	0- 0				
7- 3	0- 0	0- 0	CONFERENCE	0- 0	7- 3	7- 3				
4- 0	0- 0	0- 0	HOME	0- 0	4- 0	4- 0				
3- 3	0- 0	0- 0	AWAY	0- 0	3- 3	3- 3				
0- 0	0- 0	0- 0	NEUTRAL	0- 0	0- 0	0- 0				

RPI	S	Opponent	Score	RPI	S	Opponent	Score	RPI	S	Opponent	Score	RPI	S	Opponent	Score
38	A	Cal i forni a	67 87	65	H	UC Davi s	53 79	121	H	Portland St.	91 77	134	A	Idaho	68 60
								155	H	Idaho St.	69 74	159	H	UC Irvi ne	79 84
								164	H	Paci fi c	73 85	175	A	Washi ngton	76 84
								202	H	Nevada	65 74	207	A	UC Santa Barbara	77 71
								208	H	San Di ego	80 73	218	A	CSUN	62 67
								222	A	CSU Bakersfi el d	68 75	232	A	Pepperdi ne	65 62
								239	H	New Mexico St.	69 59	245	A	Montana	78 64
								254	H	Hawai i	58 73	268	A	Grand Canyon	63 74
								271	A	UMKC	62 58	271	H	UMKC	66 62
								311	A	UTRGV	67 69	311	H	UTRGV	64 56
								328	A	Utah Val ley	77 75	340	A	Chi cago St.	63 56
								340	H	Chi cago St.	72 60				
LAST 12 Divi sion I GAMES:															
311	A	UTRGV	67 69	239	H	New Mexico St.	69 59	271	A	UMKC	62 58	340	A	Chi cago St.	63 56
340	H	Chi cago St.	72 60	218	A	CSUN	62 67	268	A	Grand Canyon	63 74	271	H	UMKC	66 62
271	H	UMKC	66 62	159	H	UC Irvi ne	79 84								
328	A	Utah Val ley	77 75												
222	A	CSU Bakersfi el d	68 75												
311	H	UTRGV	64 56												

Non-Div I Games:

Seattle U

Average RPI Win:	194	WON-LOST	WINNING	LAST 10	STRENGTH OF	OPP. STRENGTH	TEAM	ADJ.	CONF.	ADJ CONF.
Average RPI Loss:	44	RECORD	PCT. RANK	GAMES	SCHEDULE	OF SCHEDULE	RPI	RPI	RPI	RPI
DIV. I ONLY	15- 11	131	6- 4	102	76	99	99	6	6	
DIV. I NON-CONF.	8- 3	65	0- 0	126	185	89	89	6	6	

TOTALS	RPI 1-25	RPI 26-50	W-L RECORDS	RPI 51-100	RPI 101-999	RPI 201+				
15- 11	0- 5	0- 4	OVERALL	2- 0	13- 2	6- 0				
11- 4	0- 2	0- 2	HOME	1- 0	10- 0	5- 0				
4- 7	0- 3	0- 2	AWAY	1- 0	3- 2	1- 0				
0- 0	0- 0	0- 0	NEUTRAL	0- 0	0- 0	0- 0				
8- 3	0- 2	0- 1	NON-CONFERENCE	1- 0	7- 0	4- 0				
6- 2	0- 1	0- 1	HOME	0- 0	6- 0	4- 0				
2- 1	0- 1	0- 0	AWAY	1- 0	1- 0	0- 0				
0- 0	0- 0	0- 0	NEUTRAL	0- 0	0- 0	0- 0				
7- 8	0- 3	0- 3	CONFERENCE	1- 0	6- 2	2- 0				
5- 2	0- 1	0- 1	HOME	1- 0	4- 0	1- 0				
2- 6	0- 2	0- 2	AWAY	0- 0	2- 2	1- 0				
0- 0	0- 0	0- 0	NEUTRAL	0- 0	0- 0	0- 0				

RPI 1-25				RPI 26-50				RPI 51-100				RPI 101+			
RPI	S	Opponent	Score	RPI	S	Opponent	Score	RPI	S	Opponent	Score	RPI	S	Opponent	Score
8	H	UCLA	68 77	31	H	Princeton	83 85	52	H	St. John's (NY)	62 57	109	A	Butler	48 66
22	A	DePaul	66 89	33	A	Marquette	84 97	97	A	Wake Forest	67 57	109	H	Butler	75 64
23	A	Rutgers	45 70	37	A	Creighton	64 81					135	A	Georgetown	52 71
24	A	Villanova	53 59	37	H	Creighton	51 68					135	H	Georgetown	70 65
24	H	Villanova	59 67									158	H	Marist	85 60
												193	A	Providence	65 56
												193	H	Providence	65 56
												197	H	Jacksonville St.	73 54
												201	A	Boston College	73 53
												212	A	Xavier	62 51
												212	H	Xavier	58 53
												258	H	Fairfield	80 61
												267	H	St. Francis Brooklyn	84 50
												274	H	Rider	85 49
												348	H	Saint Peter's	91 49
LAST 12 Division I GAMES:															
24	A	Villanova	53 59	52	H	St. John's (NY)	62 57								
135	A	Georgetown	52 71	135	H	Georgetown	70 65								
109	H	Butler	75 64	24	H	Villanova	59 67								
212	H	Xavier	58 53	212	A	Xavier	62 51								
37	A	Creighton	64 81	109	A	Butler	48 66								
193	A	Providence	65 56	193	H	Providence	65 56								

Non-Div I Games:

Seton Hall

Average RPI Win: 272	WON-LOST RECORD	WINNING PCT. RANK	LAST 10 GAMES	STRENGTH OF SCHEDULE	OPP. STRENGTH OF SCHEDULE	TEAM RPI	ADJ. RPI	CONF. RPI	ADJ CONF. RPI
Average RPI Loss: 126									
DIV. I ONLY	14- 12	154	7- 3	253	235	189	189	28	28
DIV. I NON-CONF.	5- 6	187	0- 0	145	127	154	154	26	26

TOTALS	RPI 1-25	RPI 26-50	W-L RECORDS	RPI 51-100	RPI 101-999	RPI 201+			
14- 12	0- 1	0- 1	OVERALL	0- 5	14- 5	13- 3			
8- 4	0- 0	0- 1	HOME	0- 2	8- 1	7- 1			
6- 8	0- 1	0- 0	AWAY	0- 3	6- 4	6- 2			
0- 0	0- 0	0- 0	NEUTRAL	0- 0	0- 0	0- 0			
5- 6	0- 1	0- 1	NON-CONFERENCE	0- 3	5- 1	5- 0			
3- 2	0- 0	0- 1	HOME	0- 1	3- 0	3- 0			
2- 4	0- 1	0- 0	AWAY	0- 2	2- 1	2- 0			
0- 0	0- 0	0- 0	NEUTRAL	0- 0	0- 0	0- 0			
9- 6	0- 0	0- 0	CONFERENCE	0- 2	9- 4	8- 3			
5- 2	0- 0	0- 0	HOME	0- 1	5- 1	4- 1			
4- 4	0- 0	0- 0	AWAY	0- 1	4- 3	4- 2			
0- 0	0- 0	0- 0	NEUTRAL	0- 0	0- 0	0- 0			

RPI	S	Opponent	Score	RPI	S	Opponent	Score	RPI	S	Opponent	Score	RPI	S	Opponent	Score	Team's RPI: 189
23	A	Rutgers	47 59	48	H	FGCU	50 63	53	A	Qui nni pi ac	54 68	157	A	Hartford	62 71	
								53	H	Qui nni pi ac	72 83	158	A	Marist	54 73	
								79	A	Harvard	67 75	158	H	Marist	58 53	
								80	H	Al bany (NY)	63 78	240	A	Hofstra	70 60	
								81	A	Penn St.	72 86	244	A	Ni agara	50 65	
												244	H	Ni agara	68 73	
												252	H	Howard	72 61	
												256	H	St. Bonaventure	70 62	
												257	A	Manhattan	56 54	
												257	H	Manhattan	56 51	
												258	H	Fai rfi eld	51 40	
												262	A	Col gate	73 70	
												274	A	Ri der	71 67	
												288	H	Sacred Heart	62 57	
												289	A	Canis us	57 65	
												292	H	Monmouth	44 41	
												336	A	I ona	70 48	
												336	H	I ona	64 51	
												348	A	Saint Peter's	62 59	

LAST 12 Division I GAMES:																
257	A	Manhattan	56 54	258	H	Fai rfi eld	51 40									
53	H	Qui nni pi ac	72 83	336	A	I ona	70 48									
292	H	Monmouth	44 41	158	H	Marist	58 53									
158	A	Marist	54 73	244	A	Ni agara	50 65									
348	A	Saint Peter's	62 59	289	A	Canis us	57 65									
257	H	Manhattan	56 51	244	H	Ni agara	68 73									

Non-Div I Games:

Siena

Average RPI Win: 227 WON-LOST WINNING LAST 10
Average RPI Loss: 134 RECORD PCT. RANK GAMES STRENGTH OF OPP. STRENGTH TEAM ADJ. CONF. ADJ CONF.
SCHEDULE OF SCHEDULE RPI RPI RPI RPI

DIV. I ONLY	14- 9	110	6- 4	179	231	138	138	23	23
DIV. I NON-CONF.	6- 4	122	0- 0	59	198	74	74	23	23
TOTALS	RPI 1-25	RPI 26-50	W-L RECORDS	RPI 51-100	RPI 101-999	RPI 201+			
14- 9	0- 1	0- 0	OVERALL	0- 2	14- 6	7- 1			
8- 4	0- 0	0- 0	HOME	0- 2	8- 2	5- 0			
6- 5	0- 1	0- 0	AWAY	0- 0	6- 4	2- 1			
0- 0	0- 0	0- 0	NEUTRAL	0- 0	0- 0	0- 0			
6- 4	0- 1	0- 0	NON-CONFERENCE	0- 2	6- 1	2- 0			
3- 2	0- 0	0- 0	HOME	0- 2	3- 0	1- 0			
3- 2	0- 1	0- 0	AWAY	0- 0	3- 1	1- 0			
0- 0	0- 0	0- 0	NEUTRAL	0- 0	0- 0	0- 0			
8- 5	0- 0	0- 0	CONFERENCE	0- 0	8- 5	5- 1			
5- 2	0- 0	0- 0	HOME	0- 0	5- 2	4- 0			
3- 3	0- 0	0- 0	AWAY	0- 0	3- 3	1- 1			
0- 0	0- 0	0- 0	NEUTRAL	0- 0	0- 0	0- 0			

RPI 1-25					RPI 26-50					RPI 51-100					RPI 101+					Team's RPI: 138	
RPI	S	Opponent	Score		RPI	S	Opponent	Score		RPI	S	Opponent	Score		RPI	S	Opponent	Score			
20	A	NC State	50	71						68	H	UAB	66	78	106	A	North Carolina	85	84		
										90	H	Jacksonville	58	60	119	H	Little Rock	35	47		
															120	H	Central Ark.	64	43		
															136	A	Texas St.	63	78		
															141	A	Ole Miss	59	66		
															169	A	Louisiana	72	57		
															179	A	UT Arlington	76	63		
															180	A	Troy	71	82		
															180	H	Troy	79	68		
															186	H	Southern U.	69	65		
															190	H	Arkansas St.	60	75		
															200	A	Southern Miss.	78	57		
															227	H	New Orleans	67	45		
															260	A	Appalachian St.	56	57		
															260	H	Appalachian St.	54	52		
															266	H	Coastal Caro.	68	62		
															302	A	Alabama St.	59	47		
															320	H	Ga. Southern	79	52		
															321	H	Georgia St.	88	52		
															338	A	La. -Monroe	67	60		
LAST 12 Division I GAMES:																					
260	A	Appalachian St.	56	57	260	H	Appalachian St.	54	52												
190	H	Arkansas St.	60	75	266	H	Coastal Caro.	68	62												
119	H	Little Rock	35	47	180	H	Troy	79	68												
180	A	Troy	71	82	179	A	UT Arlington	76	63												
338	A	La. -Monroe	67	60	136	A	Texas St.	63	78												
169	A	Louisiana	72	57	320	H	Ga. Southern	79	52												

Non-Div I Games: Ga. Southwestern 73 42

South Ala.

Average RPI	Win:	134	WON-LOST	WINNING	LAST 10	STRENGTH OF	OPP. STRENGTH	TEAM	ADJ.	CONF.	ADJ CONF.
Average RPI	Loss:	6	RECORD	PCT. RANK	GAMES	SCHEDULE	OF SCHEDULE	RPI	RPI	RPI	RPI
DIV. I ONLY		21- 5	25	7- 3	42	4	15	15	2	2	
DIV. I NON-CONF.		11- 2	22	0- 1	137	11	41	41	2	2	

TOTALS	RPI 1-25		RPI 26-50		W-L RECORDS		RPI 51-100		RPI 101-999		RPI 201+
21- 5	5- 5		1- 0		OVERALL		3- 0		12- 0		5- 0
11- 2	3- 2		0- 0		HOME		0- 0		8- 0		5- 0
8- 2	1- 2		1- 0		AWAY		2- 0		4- 0		0- 0
2- 1	1- 1		0- 0		NEUTRAL		1- 0		0- 0		0- 0
11- 2	3- 2		0- 0		NON-CONFERENCE		1- 0		7- 0		5- 0
6- 1	1- 1		0- 0		HOME		0- 0		5- 0		5- 0
3- 0	1- 0		0- 0		AWAY		0- 0		2- 0		0- 0
2- 1	1- 1		0- 0		NEUTRAL		1- 0		0- 0		0- 0
10- 3	2- 3		1- 0		CONFERENCE		2- 0		5- 0		0- 0
5- 1	2- 1		0- 0		HOME		0- 0		3- 0		0- 0
5- 2	0- 2		1- 0		AWAY		2- 0		2- 0		0- 0
0- 0	0- 0		0- 0		NEUTRAL		0- 0		0- 0		0- 0

RPI	S	Opponent	Score	RPI	S	Opponent	Score	RPI	S	Opponent	Score	RPI	S	Opponent	Score
1	H	UConn	58 83	28	A	Georgia	77 65	52	N	St. John's (NY)	76 58	103	H	Auburn	71 63
2	N	Notre Dame	85 92					85	A	Alabama	79 66	104	H	Arkansas	90 42
3	A	Mississippi St.	53 67					95	A	Kentucky	81 64	129	A	Vanderbilt	95 82
10	H	Tennessee	70 86									137	A	Clemson	66 36
16	A	Missouri	74 83									141	A	Ole Miss	88 62
16	H	Missouri	64 54									160	H	Florida	64 57
18	H	Duke	72 52									191	A	Temple	87 60
19	A	Maryland	94 86									253	H	Col. of Charleston	69 43
21	H	Texas A&M	61 59									299	H	Wofford	94 60
23	N	Rutgers	78 68									302	H	Alabama St.	99 31

LAST 12 Division I GAMES:															
28	A	Georgia	77 65	104	H	Arkansas	90 42								
160	H	Florida	64 57	95	A	Kentucky	81 64								
85	A	Alabama	79 66	129	A	Vanderbilt	95 82								
3	A	Mississippi St.	53 67	10	H	Tennessee	70 86								
1	H	UConn	58 83	103	H	Auburn	71 63								
16	H	Missouri	64 54	16	A	Missouri	74 83								

Non-Div I Games:

South Carolina

Average RPI Win: 296	WON-LOST RECORD	WINNING PCT. RANK	LAST 10 GAMES	STRENGTH OF SCHEDULE	OPP. STRENGTH OF SCHEDULE	TEAM RPI	ADJ. RPI	CONF. RPI	ADJ CONF. RPI
Average RPI Loss: 215									

DIV. I ONLY	7- 14	259	4- 6	344	275	314	314	30	30
DIV. I NON-CONF.	3- 7	254	0- 1	341	163	311	311	30	30

TOTALS	RPI 1-25	RPI 26-50	W-L RECORDS	RPI 51-100	RPI 101-999	RPI 201+			
7- 14	0- 0	0- 0	OVERALL	0- 2	7- 12	6- 9			
4- 4	0- 0	0- 0	HOME	0- 0	4- 4	3- 4			
3- 10	0- 0	0- 0	AWAY	0- 0	3- 1	3- 1			
0- 0	0- 0	0- 0	NEUTRAL	0- 0	0- 0	0- 0			
3- 7	0- 0	0- 0	NON-CONFERENCE	0- 2	3- 5	3- 3			
1- 1	0- 0	0- 0	HOME	0- 0	1- 1	1- 1			
2- 6	0- 0	0- 0	AWAY	0- 2	2- 4	2- 2			
0- 0	0- 0	0- 0	NEUTRAL	0- 0	0- 0	0- 0			
4- 7	0- 0	0- 0	CONFERENCE	0- 0	4- 7	3- 6			
3- 3	0- 0	0- 0	HOME	0- 0	3- 3	2- 3			
1- 4	0- 0	0- 0	AWAY	0- 0	1- 4	1- 3			
0- 0	0- 0	0- 0	NEUTRAL	0- 0	0- 0	0- 0			

RPI 1-25	RPI 26-50	RPI 51-100	RPI 101+	Team's RPI: 314
RPI S Opponent Score	RPI S Opponent Score	RPI S Opponent Score	RPI S Opponent Score	
		61 A Mercer 53 74	126 A Bethune-Cookman 50 68	
		64 A Georgia Tech 40 86	137 A Clemson 48 56	
			170 A Charlotte 49 64	
			199 H Hampton 78 70	
			203 H Norfolk St. 67 71	
			217 H N. C. A&T 54 74	
			252 H Howard 58 68	
			261 A Morgan St. 55 65	
			278 A Old Dominion 35 52	
			279 H UMES 54 51	
			284 A USC Upstate 44 63	
			303 H Western Caro. 75 45	
			305 A Coppin St. 39 56	
			305 H Coppin St. 67 65	
			306 A Charleston So. 60 58	
			320 H Ga. Southern 58 61	
			329 A Delaware St. 44 58	
			341 A Winthrop 65 37	
			342 A Savannah St. 71 60	
LAST 12 Division I GAMES:				
217 H N. C. A&T 54 74	203 H Norfolk St. 67 71			
305 H Coppin St. 67 65	279 H UMES 54 51			
342 A Savannah St. 71 60	252 H Howard 58 68			
261 A Morgan St. 55 65	329 A Delaware St. 44 58			
305 A Coppin St. 39 56	126 A Bethune-Cookman 50 68			
199 H Hampton 78 70	278 A Old Dominion 35 52			

Non-Div I Games: Johnson & Wales (NC) 40 Columbia Int'l 82 38

South Carolina St.

Average RPI Win:	203	WON-LOST	WINNING	LAST 10	STRENGTH OF	OPP. STRENGTH	TEAM	ADJ.	CONF.	ADJ CONF.
Average RPI Loss:	90	RECORD	PCT. RANK	GAMES	SCHEDULE	OF SCHEDULE	RPI	RPI	RPI	RPI
DIV. I ONLY	19- 5	37	9- 0	180	129	69	69	15	15	
DIV. I NON-CONF.	7- 5	132	0- 0	187	46	133	133	17	17	
<hr/>										
TOTALS	RPI 1-25	RPI 26-50	W-L RECORDS	RPI 51-100	RPI 101-999	RPI 201+				
19- 5	0- 1	2- 1	OVERALL	0- 0	17- 3	10- 0				
9- 1	0- 0	1- 0	HOME	0- 0	8- 1	5- 0				
9- 2	0- 0	1- 0	AWAY	0- 0	8- 2	4- 0				
1- 2	0- 1	0- 1	NEUTRAL	0- 0	1- 0	1- 0				
7- 5	0- 1	1- 1	NON-CONFERENCE	0- 0	6- 3	4- 0				
4- 1	0- 0	1- 0	HOME	0- 0	3- 1	2- 0				
2- 2	0- 0	0- 0	AWAY	0- 0	2- 2	1- 0				
1- 2	0- 1	0- 1	NEUTRAL	0- 0	1- 0	1- 0				
12- 0	0- 0	1- 0	CONFERENCE	0- 0	11- 0	6- 0				
5- 0	0- 0	0- 0	HOME	0- 0	5- 0	3- 0				
7- 0	0- 0	1- 0	AWAY	0- 0	6- 0	3- 0				
0- 0	0- 0	0- 0	NEUTRAL	0- 0	0- 0	0- 0				

RPI 1-25				RPI 26-50				RPI 51-100 Team's RPI: 69				RPI 101+			
RPI	S	Opponent	Score	RPI	S	Opponent	Score	RPI	S	Opponent	Score	RPI	S	Opponent	Score
10	N	Tennessee	49 69	36	A	South Dakota St.	67 61					101	A	Western Ill.	82 58
				37	H	Creighton	73 68					101	H	Western Ill.	92 81
				47	N	Oklahoma St.	68 76					102	A	Iowa St.	76 81
												122	A	SFA	55 77
												151	A	Wichita St.	62 48
												162	H	North Dakota	76 71
												171	H	Tulsa	61 64
												177	A	Denver	82 60
												177	H	Denver	79 51
												196	A	Oral Roberts	73 68
												222	H	CSU Bakersfield	66 50
												226	H	UC Riverside	75 66
												238	A	Omaha	72 50
												238	H	Omaha	70 46
												269	N	Indiana St.	71 59
												275	A	North Dakota St.	82 67
												275	H	North Dakota St.	80 54
												312	A	Incarnate Word	81 51
												330	A	Fort Wayne	79 60
												330	H	Fort Wayne	85 43
<hr/>															
LAST 12 Division I GAMES:															
				238	A	Omaha	72 50	238	H	Omaha	70 46				
				330	A	Fort Wayne	79 60	196	A	Oral Roberts	73 68				
				275	H	North Dakota St.	80 54	330	H	Fort Wayne	85 43				
				101	H	Western Ill.	92 81	101	A	Western Ill.	82 58				
				177	A	Denver	82 60	275	A	North Dakota St.	82 67				
				36	A	South Dakota St.	67 61	177	H	Denver	79 51				

Non-Div I Games: Mt. Marty 87 25 Doane 96 54 Bellevue 89 32

South Dakota

Average RPI Win:	180	WON-LOST	WINNING	LAST 10	STRENGTH OF	OPP. STRENGTH	TEAM	ADJ.	CONF.	ADJ CONF.
Average RPI Loss:	34	RECORD	PCT. RANK	GAMES	SCHEDULE	OF SCHEDULE	RPI	RPI	RPI	RPI
DIV. I ONLY	20- 5	34	8- 1	83	100	36	36	15	15	
DIV. I NON-CONF.	10- 4	73	0- 0	44	12	30	30	17	17	

TOTALS	RPI 1-25	RPI 26-50	W-L RECORDS	RPI 51-100	RPI 101-999	RPI 201+				
20- 5	1- 2	1- 2	OVERALL	2- 1	16- 0	7- 0				
12- 2	0- 1	1- 0	HOME	0- 1	11- 0	5- 0				
6- 3	0- 1	0- 2	AWAY	2- 0	4- 0	2- 0				
2- 0	1- 0	0- 0	NEUTRAL	0- 0	1- 0	0- 0				
10- 4	1- 2	1- 2	NON-CONFERENCE	2- 0	6- 0	2- 0				
6- 1	0- 1	1- 0	HOME	0- 0	5- 0	2- 0				
2- 3	0- 1	0- 2	AWAY	2- 0	0- 0	0- 0				
2- 0	1- 0	0- 0	NEUTRAL	0- 0	1- 0	0- 0				
10- 1	0- 0	0- 0	CONFERENCE	0- 1	10- 0	5- 0				
6- 1	0- 0	0- 0	HOME	0- 1	6- 0	3- 0				
4- 0	0- 0	0- 0	AWAY	0- 0	4- 0	2- 0				
0- 0	0- 0	0- 0	NEUTRAL	0- 0	0- 0	0- 0				

RPI 1-25				RPI 26-50				RPI 51-100				RPI 101+			
RPI	S	Opponent	Score	RPI	S	Opponent	Score	RPI	S	Opponent	Score	RPI	S	Opponent	Score
4	H	Louisville	64 68	29	H	Oklahoma	67 61	69	H	South Dakota	61 67	101	H	Western Ill.	84 48
13	A	Green Bay	41 55	37	A	Creighton	65 72	86	A	Drake	85 78	142	H	UNI	57 47
20	N	NC State	75 67	48	A	FGCU	78 87	96	A	George Washington	97 88	151	H	Wichita St.	96 64
												162	H	North Dakota	66 52
												170	N	Charlotte	71 70
												177	A	Denver	69 58
												177	H	Denver	95 59
												196	A	Oral Roberts	77 70
												196	H	Oral Roberts	96 72
												206	H	Bowling Green	76 44
												238	A	Omaha	103 54
												238	H	Omaha	89 64
												275	A	North Dakota St.	85 64
												275	H	North Dakota St.	83 63
												330	H	Fort Wayne	105 49
												344	H	NJIT	92 48
LAST 12 Division I GAMES:															
196	H	Oral Roberts	96 72	101	H	Western Ill.	84 48								
177	H	Denver	95 59	196	A	Oral Roberts	77 70								
238	A	Omaha	103 54	177	A	Denver	69 58								
275	A	North Dakota St.	85 64	275	H	North Dakota St.	83 63								
330	H	Fort Wayne	105 49	238	H	Omaha	89 64								
69	H	South Dakota	61 67	48	A	FGCU	78 87								

Non-Div I Games: Dakota Wesleyan 76 63

South Dakota St.

Average RPI Win:	140	WON-LOST	WINNING	LAST 10	STRENGTH OF	OPP. STRENGTH	TEAM	ADJ.	CONF.	ADJ CONF.
Average RPI Loss:	49	RECORD	PCT. RANK	GAMES	SCHEDULE	OF SCHEDULE	RPI	RPI	RPI	RPI
DIV. I ONLY	21- 5	25	9- 1	81	10	25	25	8	8	
DIV. I NON-CONF.	11- 3	45	1- 0	72	2	26	26	7	7	

TOTALS	RPI 1-25	RPI 26-50	W-L RECORDS	RPI 51-100	RPI 101-999	RPI 201+				
21- 5	1- 2	3- 1	OVERALL	5- 1	12- 1	3- 0				
11- 1	1- 1	2- 0	HOME	1- 0	7- 0	2- 0				
7- 2	0- 0	0- 1	AWAY	2- 0	5- 1	1- 0				
3- 2	0- 1	1- 0	NEUTRAL	2- 1	0- 0	0- 0				
11- 3	1- 1	2- 1	NON-CONFERENCE	3- 1	5- 0	2- 0				
6- 0	1- 0	1- 0	HOME	0- 0	4- 0	1- 0				
2- 1	0- 0	0- 1	AWAY	1- 0	1- 0	1- 0				
3- 2	0- 1	1- 0	NEUTRAL	2- 1	0- 0	0- 0				
10- 2	0- 1	1- 0	CONFERENCE	2- 0	7- 1	1- 0				
5- 1	0- 1	1- 0	HOME	1- 0	3- 0	1- 0				
5- 1	0- 0	0- 0	AWAY	1- 0	4- 1	0- 0				
0- 0	0- 0	0- 0	NEUTRAL	0- 0	0- 0	0- 0				

RPI	S	Opponent	Score	RPI	S	Opponent	Score	RPI	S	Opponent	Score	RPI	S	Opponent	Score
1	H	UConn	49 100	27	H	LSU	61 55	52	N	St. John's (NY)	68 59	109	H	Butler	71 55
2	N	Notre Dame	66 76	29	A	Oklahoma	74 79	63	N	Michigan St.	73 83	132	A	Cincinnati	69 46
7	H	Ohio St.	84 65	40	N	Dayton	93 87	88	N	Washington St.	82 45	151	A	Wichita St.	56 64
				45	H	UCF	62 45	96	A	George Washington	83 78	171	A	Tulsa	71 57
								100	A	Tulane	63 53	186	H	Southern U.	108 48
								100	H	Tulane	75 46	187	H	SMU	64 54
												190	H	Arkansas St.	98 55
												191	A	Temple	89 73
												191	H	Temple	76 60
												198	A	Memphis	81 62
												204	H	East Carolina	88 47
												308	A	FIU	82 52
												323	H	Houston Baptist	90 43

LAST 12 Division I GAMES:															
187	H	SMU	64 54	151	A	Wichita St.	56 64	198	A	Memphis	81 62	45	H	UCF	62 45
7	H	Ohio St.	84 65	191	A	Temple	89 73	1	H	UConn	49 100	132	A	Cincinnati	69 46
204	H	East Carolina	88 47												
100	A	Tulane	63 53												
171	A	Tulsa	71 57												
191	H	Temple	76 60												

Non-Div I Games:

South Fla.

Average RPI Win:	292	WON-LOST	WINNING	LAST 10	STRENGTH OF	OPP. STRENGTH	TEAM	ADJ.	CONF.	ADJ CONF.
Average RPI Loss:	147	RECORD	PCT. RANK	GAMES	SCHEDULE	OF SCHEDULE	RPI	RPI	RPI	RPI
DIV. I ONLY	10- 15	228	5- 5	188	309	228	228	25	25	
DIV. I NON-CONF.	3- 7	254	0- 0	53	218	186	186	27	27	

TOTALS	RPI 1-25	RPI 26-50	W-L RECORDS	RPI 51-100	RPI 101-999	RPI 201+				
10- 15	0- 1	0- 1	OVERALL	0- 1	10- 12	9- 4				
6- 4	0- 0	0- 0	HOME	0- 1	6- 3	6- 2				
3- 11	0- 0	0- 0	AWAY	0- 0	3- 1	3- 0				
1- 0	0- 0	0- 0	NEUTRAL	0- 0	1- 0	0- 0				
3- 7	0- 1	0- 1	NON-CONFERENCE	0- 0	3- 5	2- 0				
2- 1	0- 0	0- 0	HOME	0- 0	2- 1	2- 0				
0- 6	0- 1	0- 1	AWAY	0- 0	0- 4	0- 0				
1- 0	0- 0	0- 0	NEUTRAL	0- 0	1- 0	0- 0				
7- 8	0- 0	0- 0	CONFERENCE	0- 1	7- 7	7- 4				
4- 3	0- 0	0- 0	HOME	0- 1	4- 2	4- 2				
3- 5	0- 0	0- 0	AWAY	0- 0	3- 5	3- 2				
0- 0	0- 0	0- 0	NEUTRAL	0- 0	0- 0	0- 0				

RPI 1-25				RPI 26-50				RPI 51-100				RPI 101+				Team's RPI: 228
RPI	S	Opponent	Score	RPI	S	Opponent	Score	RPI	S	Opponent	Score	RPI	S	Opponent	Score	
4	A	Louisville	40 80	42	A	Ball St.	56 69	76	H	Belmont	57 67	101	A	Western Ill.	59 87	
												110	A	George Mason	38 57	
												112	N	Saint Francis (PA)	82 50	
												132	A	Cincinnati	52 65	
												148	A	SIUE	57 65	
												161	H	Southern Ill.	74 79	
												166	A	Kansas	50 51	
												183	A	UT Martin	65 72	
												197	A	Jacksonville St.	48 55	
												209	A	Morehead St.	58 60	
												209	H	Morehead St.	56 59	
												237	A	Austin Peay	65 66	
												237	H	Austin Peay	50 61	
												250	H	Bradley	57 53	
												293	H	Eastern Ky.	69 55	
												298	A	Murray St.	85 74	
												298	H	Murray St.	80 70	
												300	A	Tennessee Tech	70 66	
												332	H	Tennessee St.	71 66	
												346	A	Eastern Ill.	77 54	
												346	H	Eastern Ill.	51 48	
												349	H	Evansville	74 65	

LAST 12 Division I GAMES:																
346	H	Eastern Ill.	51 48	300	A	Tennessee Tech	70 66									
183	A	UT Martin	65 72	346	A	Eastern Ill.	77 54									
209	A	Morehead St.	58 60	148	A	SIUE	57 65									
237	H	Austin Peay	50 61	293	H	Eastern Ky.	69 55									
298	H	Murray St.	80 70	209	H	Morehead St.	56 59									
197	A	Jacksonville St.	48 55	237	A	Austin Peay	65 66									

Non-Div I Games: Evangel 72 60 Missouri Valley 69 34

Southeast Mo. St.

Average RPI Win:	241	WON-LOST	WINNING	LAST 10	STRENGTH OF	OPP. STRENGTH	TEAM	ADJ.	CONF.	ADJ CONF.
Average RPI Loss:	190	RECORD	PCT. RANK	GAMES	SCHEDULE	OF SCHEDULE	RPI	RPI	RPI	RPI
DIV. I ONLY	6- 19	300	5- 5	246	290	297	297	26	26	
DIV. I NON-CONF.	1- 10	327	0- 0	166	245	294	294	25	25	

TOTALS	RPI 1-25	RPI 26-50	W-L RECORDS	RPI 51-100	RPI 101-999	RPI 201+				
6- 19	0- 0	0- 1	OVERALL	0- 1	6- 17	4- 10				
3- 6	0- 0	0- 0	HOME	0- 0	3- 6	2- 4				
3- 12	0- 0	0- 1	AWAY	0- 1	3- 10	2- 6				
0- 1	0- 0	0- 0	NEUTRAL	0- 0	0- 1	0- 0				
1- 10	0- 0	0- 1	NON-CONFERENCE	0- 1	1- 8	0- 4				
0- 3	0- 0	0- 0	HOME	0- 0	0- 3	0- 2				
1- 6	0- 0	0- 1	AWAY	0- 1	1- 4	0- 2				
0- 1	0- 0	0- 0	NEUTRAL	0- 0	0- 1	0- 0				
5- 9	0- 0	0- 0	CONFERENCE	0- 0	5- 9	4- 6				
3- 3	0- 0	0- 0	HOME	0- 0	3- 3	2- 2				
2- 6	0- 0	0- 0	AWAY	0- 0	2- 6	2- 4				
0- 0	0- 0	0- 0	NEUTRAL	0- 0	0- 0	0- 0				

RPI	S	Opponent	Score	RPI	S	Opponent	Score	RPI	S	Opponent	Score	RPI	S	Opponent	Score	Team's RPI: 297
27	A	LSU	56 84	75	A	TCU	62 112	103	A	Auburn	46 80	114	H	Lamar University	58 75	
								120	A	Central Ark.	47 63	120	H	Central Ark.	78 70	
								122	A	SFA	67 79	126	A	Bethune-Cookman	60 58	
								132	A	Cincinnati	43 82	144	N	Kent St.	60 81	
								169	H	Louisiana	56 68	211	A	Abilene Christian	80 86	
								215	A	Akron	54 66	227	A	New Orleans	73 82	
								236	A	Grambling	52 61	243	A	A&M-Corpus Christi	52 56	
								245	A	Nicholls St.	66 57	263	A	McNeese	47 69	
								263	H	McNeese	65 77	304	H	Alcorn	77 84	
								312	H	Incarinate Word	65 54	317	H	Alabama A&M	74 76	
								322	H	Northwestern St.	71 65	323	A	Houston Baptist	76 61	
								333	H	Sam Houston St.	52 57					
LAST 12 Division I GAMES:																
227	A	New Orleans	73 82	333	H	Sam Houston St.	52 57									
263	A	McNeese	47 69	322	H	Northwestern St.	71 65									
312	H	Incarinate Word	65 54	323	A	Houston Baptist	76 61									
120	H	Central Ark.	78 70	263	H	McNeese	65 77									
243	A	A&M-Corpus Christi	52 56	114	H	Lamar University	58 75									
245	A	Nicholls St.	66 57	211	A	Abilene Christian	80 86									

Non-Div I Games:

Southeastern La.

Average RPI	Win:	175	WON-LOST	WINNING	LAST 10	STRENGTH OF	OPP. STRENGTH	TEAM	ADJ.	CONF.	ADJ CONF.
Average RPI	Loss:	18	RECORD	PCT. RANK	GAMES	SCHEDULE	OF SCHEDULE	RPI	RPI	RPI	RPI
DIV. I ONLY		17- 8		74	6- 4	68	57	50	50	5	5
DIV. I NON-CONF.		10- 1		15	0- 0	196	234	47	47	3	3

TOTALS	RPI 1-25		RPI 26-50		W-L RECORDS	RPI 51-100		RPI 101-999		RPI 201+	
17- 8	0- 6		3- 2		OVERALL	2- 0		12- 0		7- 0	
5- 5	0- 4		2- 1		HOME	0- 0		3- 0		3- 0	
9- 3	0- 2		0- 1		AWAY	2- 0		7- 0		4- 0	
3- 0	0- 0		1- 0		NEUTRAL	0- 0		2- 0		0- 0	
10- 1	0- 1		1- 0		NON-CONFERENCE	0- 0		9- 0		6- 0	
2- 1	0- 1		0- 0		HOME	0- 0		2- 0		2- 0	
5- 0	0- 0		0- 0		AWAY	0- 0		5- 0		4- 0	
3- 0	0- 0		1- 0		NEUTRAL	0- 0		2- 0		0- 0	
7- 7	0- 5		2- 2		CONFERENCE	2- 0		3- 0		1- 0	
3- 4	0- 3		2- 1		HOME	0- 0		1- 0		1- 0	
4- 3	0- 2		0- 1		AWAY	2- 0		2- 0		0- 0	
0- 0	0- 0		0- 0		NEUTRAL	0- 0		0- 0		0- 0	

RPI 1-25				RPI 26-50				Team's RPI: 50				RPI 51-100				RPI 101+			
RPI	S	Opponent	Score	RPI	S	Opponent	Score	RPI	S	Opponent	Score	RPI	S	Opponent	Score	RPI	S	Opponent	Score
8	A	UCLA	46 59	35	H	Ari zona St.	77 62	88	A	Washi ngton St.	73 72	123	N	Mi ddl e Tenn.	72 57				
8	H	UCLA	70 84	38	A	Cal i forni a	64 76	94	A	Utah	58 47	143	A	Col orado	86 51				
9	H	Oregon	66 70	38	H	Cal i forni a	59 62					150	A	Loyol a Marymount	80 70				
12	A	Stanford	65 72	41	N	Purdue	58 46					158	N	Mari st	78 57				
12	H	Stanford	55 59	49	H	Oregon St.	65 61					175	A	Washi ngton	72 61				
21	H	Texas A&M	74 75									226	A	UC Ri versi de	64 46				
																241	H	Montana St.	98 47
																254	A	Hawai i	71 60
																280	H	Ari zona	78 52
																286	A	Santa Clara	64 43
																311	A	UTRGV	71 64
																319	H	Long Beach St.	75 60
LAST 12 Division I GAMES:																			
280	H	Ari zona	78 52	38	H	Cal i forni a	59 62												
35	H	Ari zona St.	77 62	12	H	Stanford	55 59												
8	H	UCLA	70 84	94	A	Utah	58 47												
8	A	UCLA	46 59	143	A	Col orado	86 51												
175	A	Washi ngton	72 61	49	H	Oregon St.	65 61												
88	A	Washi ngton St.	73 72	9	H	Oregon	66 70												

Average RPI Win:	241	WON-LOST	WINNING	LAST 10	STRENGTH OF	OPP. STRENGTH	TEAM	ADJ.	CONF.	ADJ CONF.
Average RPI Loss:	129	RECORD	PCT. RANK	GAMES	SCHEDULE	OF SCHEDULE	RPI	RPI	RPI	RPI
DIV. I ONLY	12- 11	162	5- 5	145	252	161	161	24	24	
DIV. I NON-CONF.	4- 6	214	0- 0	56	228	131	131	22	22	

TOTALS	RPI 1-25	RPI 26-50	W-L RECORDS	RPI 51-100	RPI 101-999	RPI 201+				
12- 11	0- 0	0- 1	OVERALL	0- 5	12- 5	8- 3				
6- 4	0- 0	0- 1	HOME	0- 1	6- 2	3- 1				
6- 5	0- 0	0- 0	AWAY	0- 0	6- 1	5- 1				
0- 2	0- 0	0- 0	NEUTRAL	0- 2	0- 0	0- 0				
4- 6	0- 0	0- 1	NON-CONFERENCE	0- 3	4- 2	2- 1				
1- 2	0- 0	0- 1	HOME	0- 0	1- 1	0- 0				
3- 2	0- 0	0- 0	AWAY	0- 1	3- 1	2- 1				
0- 2	0- 0	0- 0	NEUTRAL	0- 2	0- 0	0- 0				
8- 5	0- 0	0- 0	CONFERENCE	0- 2	8- 3	6- 2				
5- 2	0- 0	0- 0	HOME	0- 1	5- 1	3- 1				
3- 3	0- 0	0- 0	AWAY	0- 1	3- 2	3- 1				
0- 0	0- 0	0- 0	NEUTRAL	0- 0	0- 0	0- 0				

RPI 1-25				RPI 26-50				RPI 51-100				RPI 101+				Team's RPI: 161
RPI	S	Opponent	Score	RPI	S	Opponent	Score	RPI	S	Opponent	Score	RPI	S	Opponent	Score	
				43	H	Western Ky.	49 75	51	N	Miami (FL)	65 75	107	H	Missouri St.	71 69	
								68	A	UAB	66 76	142	A	UNI	63 71	
								80	N	Albany (NY)	57 68	142	H	UNI	60 53	
								86	A	Drake	73 84	148	H	SIUE	53 57	
								86	H	Drake	64 75	183	H	UT Martin	84 72	
												198	A	Memphis	68 56	
												209	A	Morehead St.	81 85	
												228	A	Southeast Mo. St.	79 74	
												250	A	Bradley	63 62	
												250	H	Bradley	62 53	
												255	A	Illinois St.	46 49	
												255	H	Illinois St.	36 39	
												269	A	Indiana St.	64 45	
												285	H	Valparaiso	74 63	
												309	H	Loyola Chicago	62 46	
												326	A	Marshall	64 59	
												349	A	Evansville	74 62	

LAST 12 Division I GAMES:																
				250	H	Bradley	62 53	309	H	Loyola Chicago	62 46					
				255	H	Illinois St.	36 39	255	A	Illinois St.	46 49					
				142	A	UNI	63 71	250	A	Bradley	63 62					
				86	A	Drake	73 84	86	H	Drake	64 75					
				107	H	Missouri St.	71 69	142	H	UNI	60 53					
				285	H	Valparaiso	74 63	269	A	Indiana St.	64 45					

Non-Div I Games: Martin Methodist 60 50

Southern Ill.

■ Loss,
 ■ Non-Conf,
 ■ S Site,
 ■ Home
 ■ A Away
 N Neutral

Average RPI Win:	244	WON-LOST	WINNING	LAST 10	STRENGTH OF	OPP. STRENGTH	TEAM	ADJ.	CONF.	ADJ CONF.
Average RPI Loss:	133	RECORD	PCT. RANK	GAMES	SCHEDULE	OF SCHEDULE	RPI	RPI	RPI	RPI
DIV. I ONLY	11- 11	175	5- 5	232	161	200	200	18	18	
DIV. I NON-CONF.	6- 5	153	0- 0	311	106	228	228	19	19	

TOTALS	RPI 1-25	RPI 26-50	W-L RECORDS	RPI 51-100	RPI 101-999	RPI 201+				
11- 11	0- 1	0- 1	OVERALL	2- 2	9- 7	7- 2				
8- 3	0- 0	0- 0	HOME	1- 0	7- 3	6- 1				
3- 8	0- 1	0- 1	AWAY	1- 2	2- 4	1- 1				
0- 0	0- 0	0- 0	NEUTRAL	0- 0	0- 0	0- 0				
6- 5	0- 1	0- 0	NON-CONFERENCE	1- 1	5- 3	5- 0				
5- 1	0- 0	0- 0	HOME	1- 0	4- 1	4- 0				
1- 4	0- 1	0- 0	AWAY	0- 1	1- 2	1- 0				
0- 0	0- 0	0- 0	NEUTRAL	0- 0	0- 0	0- 0				
5- 6	0- 0	0- 1	CONFERENCE	1- 1	4- 4	2- 2				
3- 2	0- 0	0- 0	HOME	0- 0	3- 2	2- 1				
2- 4	0- 0	0- 1	AWAY	1- 1	1- 2	0- 1				
0- 0	0- 0	0- 0	NEUTRAL	0- 0	0- 0	0- 0				

RPI 1-25				RPI 26-50				RPI 51-100				RPI 101+ Team's RPI: 200			
RPI	S	Opponent	Score	RPI	S	Opponent	Score	RPI	S	Opponent	Score	RPI	S	Opponent	Score
3	A	Mississippi St.	56 91	43	A	Western Ky.	60 81	64	A	Georgia Tech	44 63	123	A	Middle Tenn.	61 53
								68	A	UAB	80 63	138	H	South Ala.	57 78
								93	A	Rice	56 62	141	A	Ole Miss	59 68
								100	H	Tulane	66 58	149	A	Samford	56 61
												170	A	Charlotte	56 66
												170	H	Charlotte	79 85
												176	H	Louisiana Tech	65 50
												216	A	North Texas	62 71
												278	H	Old Dominion	55 74
												296	H	UTSA	83 60
												302	H	Alabama St.	72 35
												304	H	Alcorn	72 67
												322	A	Northwestern St.	71 59
												326	H	Marshall	70 61
												333	H	Sam Houston St.	58 38
												337	H	Mississippi Val.	84 69

LAST 12 Division I GAMES:															
216	A	North Texas	62 71	123	A	Middle Tenn.	61 53	64	A	Georgia Tech	44 63				
278	H	Old Dominion	55 74	68	A	UAB	80 63								
326	H	Marshall	70 61	176	H	Louisiana Tech	65 50								
93	A	Rice	56 62	43	A	Western Ky.	60 81								
296	H	UTSA	83 60	170	A	Charlotte	56 66								
170	H	Charlotte	79 85												

Non-Div I Games: William Carey 82 44 Blue Mountain (MS) 96 46

Southern Miss.

Average RPI Win:	306	WON-LOST	WINNING	LAST 10	STRENGTH OF	OPP. STRENGTH	TEAM	ADJ.	CONF.	ADJ CONF.
Average RPI Loss:	126	RECORD	PCT. RANK	GAMES	SCHEDULE	OF SCHEDULE	RPI	RPI	RPI	RPI
DIV. I ONLY	11- 10	160	9- 1	270	317	186	186	32	32	
DIV. I NON-CONF.	0- 8	337	0- 0	33	22	266	266	32	32	

TOTALS	RPI 1-25	RPI 26-50	W-L RECORDS	RPI 51-100	RPI 101-999	RPI 201+				
11- 10	0- 1	0- 1	OVERALL	0- 2	11- 6	11- 2				
7- 0	0- 0	0- 0	HOME	0- 0	7- 0	7- 0				
4- 9	0- 1	0- 1	AWAY	0- 1	4- 6	4- 2				
0- 1	0- 0	0- 0	NEUTRAL	0- 1	0- 0	0- 0				
0- 8	0- 1	0- 1	NON-CONFERENCE	0- 2	0- 4	0- 0				
0- 0	0- 0	0- 0	HOME	0- 0	0- 0	0- 0				
0- 7	0- 1	0- 1	AWAY	0- 1	0- 4	0- 0				
0- 1	0- 0	0- 0	NEUTRAL	0- 1	0- 0	0- 0				
11- 2	0- 0	0- 0	CONFERENCE	0- 0	11- 2	11- 2				
7- 0	0- 0	0- 0	HOME	0- 0	7- 0	7- 0				
4- 2	0- 0	0- 0	AWAY	0- 0	4- 2	4- 2				
0- 0	0- 0	0- 0	NEUTRAL	0- 0	0- 0	0- 0				

RPI 1-25				RPI 26-50				RPI 51-100				RPI 101+				Team's RPI: 186
RPI	S	Opponent	Score	RPI	S	Opponent	Score	RPI	S	Opponent	Score	RPI	S	Opponent	Score	
25	A	South Fla.	48 108	47	A	Oklahoma St.	66 94	62	N	Toledo	76 81	103	A	Auburn	47 65	
								66	A	Indiana	49 64	126	A	Bethune-Cookman	56 68	
												138	A	South Ala.	65 69	
												188	A	Wisconsin	74 77	
												233	A	Texas Southern	67 57	
												236	A	Grambling	71 79	
												236	H	Grambling	63 44	
												265	A	Prairie View	62 69	
												302	H	Alabama St.	66 58	
												304	H	Alcorn	64 56	
												310	A	Jackson St.	68 58	
												310	H	Jackson St.	86 76	
												317	H	Alabama A&M	77 62	
												337	A	Mississippi Val.	70 54	
												337	H	Mississippi Val.	66 58	
												339	A	Ark.-Pine Bluff	71 52	
												339	H	Ark.-Pine Bluff	59 46	

LAST 12 Division I GAMES:																
337	H	Mississippi Val.	66 58	302	H	Alabama St.	66 58									
339	H	Ark.-Pine Bluff	59 46	337	A	Mississippi Val.	70 54									
310	A	Jackson St.	68 58	339	A	Ark.-Pine Bluff	71 52									
236	A	Grambling	71 79	310	H	Jackson St.	86 76									
304	H	Alcorn	64 56	236	H	Grambling	63 44									
317	H	Alabama A&M	77 62	265	A	Prairie View	62 69									

Non-Div I Games:

Mobile

86 54

Southern U.

Average RPI Win:	255	WON-LOST	WINNING	LAST 10	STRENGTH OF	OPP. STRENGTH	TEAM	ADJ.	CONF.	ADJ CONF.
Average RPI Loss:	193	RECORD	PCT. RANK	GAMES	SCHEDULE	OF SCHEDULE	RPI	RPI	RPI	RPI
DIV. I ONLY	3- 21	331	1- 9	187	331	327	327	19	19	
DIV. I NON-CONF.	1- 10	327	0- 0	130	340	319	319	13	13	

TOTALS	RPI 1-25	RPI 26-50	W-L RECORDS	RPI 51-100	RPI 101-999	RPI 201+				
3- 21	0- 1	0- 0	OVERALL	0- 1	3- 19	2- 10				
2- 9	0- 0	0- 0	HOME	0- 1	2- 8	1- 4				
1- 12	0- 1	0- 0	AWAY	0- 0	1- 11	1- 6				
0- 0	0- 0	0- 0	NEUTRAL	0- 0	0- 0	0- 0				
1- 10	0- 1	0- 0	NON-CONFERENCE	0- 1	1- 8	1- 5				
1- 4	0- 0	0- 0	HOME	0- 1	1- 3	1- 1				
0- 6	0- 1	0- 0	AWAY	0- 0	0- 5	0- 4				
0- 0	0- 0	0- 0	NEUTRAL	0- 0	0- 0	0- 0				
2- 11	0- 0	0- 0	CONFERENCE	0- 0	2- 11	1- 5				
1- 5	0- 0	0- 0	HOME	0- 0	1- 5	0- 3				
1- 6	0- 0	0- 0	AWAY	0- 0	1- 6	1- 2				
0- 0	0- 0	0- 0	NEUTRAL	0- 0	0- 0	0- 0				

RPI 1-25				RPI 26-50				RPI 51-100				RPI 101+ Team's RPI: 327			
RPI	S	Opponent	Score	RPI	S	Opponent	Score	RPI	S	Opponent	Score	RPI	S	Opponent	Score
9	A	Oregon	38 98					65	H	UC Davis	59 85	128	A	BYU	67 75
												134	A	Idaho	51 74
												146	H	Binghamton	66 72
												155	A	Idaho St.	39 66
												155	H	Idaho St.	76 70
												159	H	UC Irvine	64 71
												162	H	North Dakota	53 68
												163	A	Eastern Wash.	41 58
												173	A	Weber St.	50 65
												173	H	Weber St.	64 77
												208	A	San Diego	59 72
												222	H	CSU Bakersfield	45 46
												241	A	Montana St.	71 91
												241	H	Montana St.	57 63
												245	A	Montana	71 81
												245	H	Montana	65 74
												268	A	Grand Canyon	54 59
												280	A	Arizona	74 76
												295	H	Utah St.	70 67
												315	A	Northern Ari z.	60 57
												315	H	Northern Ari z.	55 72
												328	A	Utah Valley	61 69

LAST 12 Division I GAMES:															
				162	H	North Dakota	53 68			163	A	Eastern Wash.	41 58		
				315	H	Northern Ari z.	55 72			134	A	Idaho	51 74		
				155	A	Idaho St.	39 66			315	A	Northern Ari z.	60 57		
				173	A	Weber St.	50 65			173	H	Weber St.	64 77		
				241	H	Montana St.	57 63			155	H	Idaho St.	76 70		
				245	H	Montana	65 74			245	A	Montana	71 81		

Non-Div I Games:

Southern Utah

Average RPI	Win:	229	WON-LOST	WINNING	LAST 10	STRENGTH OF	OPP. STRENGTH	TEAM	ADJ.	CONF.	ADJ CONF.
Average RPI	Loss:	136	RECORD	PCT. RANK	GAMES	SCHEDULE	OF SCHEDULE	RPI	RPI	RPI	RPI
DIV. I ONLY	7- 19	293	1- 9	129	169	256	256	12	12		
DIV. I NON-CONF.	5- 8	220	0- 0	102	229	198	198	10	10		

TOTALS	RPI 1-25	RPI 26-50	W-L RECORDS	RPI 51-100	RPI 101-999	RPI 201+					
7- 19	0- 1	0- 1	OVERALL	1- 6	6- 11	5- 4					
5- 8	0- 1	0- 0	HOME	1- 2	4- 5	4- 0					
1- 11	0- 0	0- 1	AWAY	0- 4	1- 6	0- 4					
1- 0	0- 0	0- 0	NEUTRAL	0- 0	1- 0	1- 0					
5- 8	0- 1	0- 0	NON-CONFERENCE	1- 3	4- 4	3- 2					
3- 3	0- 1	0- 0	HOME	1- 1	2- 1	2- 0					
1- 5	0- 0	0- 0	AWAY	0- 2	1- 3	0- 2					
1- 0	0- 0	0- 0	NEUTRAL	0- 0	1- 0	1- 0					
2- 11	0- 0	0- 1	CONFERENCE	0- 3	2- 7	2- 2					
2- 5	0- 0	0- 0	HOME	0- 1	2- 4	2- 0					
0- 6	0- 0	0- 1	AWAY	0- 2	0- 3	0- 2					
0- 0	0- 0	0- 0	NEUTRAL	0- 0	0- 0	0- 0					

RPI	S	Opponent	Score	RPI	S	Opponent	Score	RPI	S	Opponent	Score	RPI	S	Opponent	Score	Team's RPI: 256
14	H	Buffalo	59 76	40	A	Dayton	59 80	57	A	Duquesne	59 73	108	A	Saint Louis	55 78	
								62	H	Toledo	39 58	110	H	George Mason	63 76	
								74	A	Fordham	48 72	117	H	Del aware	52 53	
								78	A	Navy	48 86	124	A	Bucknel I	59 48	
								80	A	Albany (NY)	52 69	156	H	Saint Joseph's	64 70	
								81	H	Penn St.	65 62	167	H	Davi dson	68 75	
								96	H	George Washi ngton	56 63	189	A	Si ena	62 70	
												194	H	Ri chmond	57 79	
												214	H	Eastern Mi ch.	70 51	
												231	A	La Salle	63 66	
												240	A	Hofstra	68 71	
												244	H	Ni agara	76 58	
												283	H	Massachusetts	69 59	
												287	A	VCU	75 77	
												289	A	Canisius	69 71	
												324	N	UMBC	63 54	
												331	H	Rhode Island	81 70	

LAST 12 Division I GAMES:																
194	H	Ri chmond	57 79	167	H	Davi dson	68 75									
287	A	VCU	75 77	331	H	Rhode Island	81 70									
96	H	George Washington	56 63	231	A	La Salle	63 66									
110	H	George Mason	63 76	40	A	Dayton	59 80									
57	A	Duquesne	59 73	283	H	Massachusetts	69 59									
74	A	Fordham	48 72	156	H	Saint Joseph's	64 70									

Non-Div I Games:

St. Bonaventure

Average RPI Win:	269	WON-LOST	WINNING	LAST 10	STRENGTH OF	OPP. STRENGTH	TEAM	ADJ.	CONF.	ADJ CONF.
Average RPI Loss:	203	RECORD	PCT. RANK	GAMES	SCHEDULE	OF SCHEDULE	RPI	RPI	RPI	RPI
DIV. I ONLY	10- 14	219	6- 4	311	315	267	267	29	29	
DIV. I NON-CONF.	4- 7	226	0- 0	303	292	279	279	29	29	

TOTALS	RPI 1-25	RPI 26-50	W-L RECORDS	RPI 51-100	RPI 101-999	RPI 201+				
10- 14	0- 0	0- 0	OVERALL	0- 2	10- 12	8- 9				
7- 3	0- 0	0- 0	HOME	0- 0	7- 3	5- 2				
3- 10	0- 0	0- 0	AWAY	0- 2	3- 8	3- 6				
0- 1	0- 0	0- 0	NEUTRAL	0- 0	0- 1	0- 1				
4- 7	0- 0	0- 0	NON-CONFERENCE	0- 2	4- 5	3- 5				
3- 1	0- 0	0- 0	HOME	0- 0	3- 1	2- 1				
1- 5	0- 0	0- 0	AWAY	0- 2	1- 3	1- 3				
0- 1	0- 0	0- 0	NEUTRAL	0- 0	0- 1	0- 1				
6- 7	0- 0	0- 0	CONFERENCE	0- 0	6- 7	5- 4				
4- 2	0- 0	0- 0	HOME	0- 0	4- 2	3- 1				
2- 5	0- 0	0- 0	AWAY	0- 0	2- 5	2- 3				
0- 0	0- 0	0- 0	NEUTRAL	0- 0	0- 0	0- 0				

RPI 1-25				RPI 26-50				RPI 51-100				RPI 101+ Team's RPI: 267			
RPI	S	Opponent	Score	RPI	S	Opponent	Score	RPI	S	Opponent	Score	RPI	S	Opponent	Score
								52	A	St. John's (NY)	49 73	112	A	Saint Francis (PA)	75 90
								99	A	Seton Hall	50 84	112	H	Saint Francis (PA)	71 94
												145	A	Robert Morris	36 59
												145	H	Robert Morris	49 47
												172	H	Army West Point	73 52
												203	N	Norfolk St.	51 52
												209	H	Morehead St.	59 73
												225	A	Fla. Atlantic	60 80
												235	H	Loyola Maryland	64 47
												252	A	Howard	69 72
												257	A	Manhattan	54 57
												273	A	Mt. St. Mary's	75 56
												273	H	Mt. St. Mary's	82 73
												276	H	Fairleigh Dickinson	62 70
												281	A	LIU Brooklyn	59 61
												288	H	Sacred Heart	63 48
												291	A	Central Conn. St.	78 70
												294	A	Bryant	63 73
												325	A	Wagner	47 50
												325	H	Wagner	80 76
												336	H	Iona	72 63
												348	A	Saint Peter's	64 49

LAST 12 Division I GAMES:															
				145	H	Robert Morris	49 47	294	A	Bryant	63 73				
				112	H	Saint Francis (PA)	71 94	291	A	Central Conn. St.	78 70				
				273	A	Mt. St. Mary's	75 56	325	H	Wagner	80 76				
				325	A	Wagner	47 50	273	H	Mt. St. Mary's	82 73				
				288	H	Sacred Heart	63 48	145	A	Robert Morris	36 59				
				276	H	Fairleigh Dickinson	62 70	112	A	Saint Francis (PA)	75 90				

Non-Div I Games:

St. Francis Brooklyn

Average RPI		Win: 123	St. South S (W)	WON-LOST RECORD	WINNING PCT. RANK	LAST 10 GAMES	STRENGTH OF SCHEDULE	OPP. STRENGTH OF SCHEDULE	TEAM RPI	ADJ. RPI	CONF. RPI	ADJ CONF. RPI
Loss: 66												
DIV. I ONLY				15- 11	131	3- 4	17	59	52	52	6	6
DIV. I NON-CONF.				7- 4	102	0- 1	5	73	27	27	6	6
TOTALS		RPI 1-25		RPI 26-50		W-L RECORDS	RPI 51-100		RPI 101-999		RPI 201+	
15- 11	1- 5			1- 2		OVERALL	3- 2		10- 2		3- 0	
9- 3	1- 1			1- 0		HOME	1- 1		6- 1		2- 0	
5- 6	0- 2			0- 2		AWAY	2- 1		3- 1		1- 0	
1- 2	0- 2			0- 0		NEUTRAL	0- 0		1- 0		0- 0	
7- 4	0- 3			0- 0		NON-CONFERENCE	3- 1		4- 0		1- 0	
4- 2	0- 1			0- 0		HOME	1- 1		3- 0		1- 0	
2- 0	0- 0			0- 0		AWAY	2- 0		0- 0		0- 0	
1- 2	0- 2			0- 0		NEUTRAL	0- 0		1- 0		0- 0	
8- 7	1- 2			1- 2		CONFERENCE	0- 1		6- 2		2- 0	
5- 1	1- 0			1- 0		HOME	0- 0		3- 1		1- 0	
3- 6	0- 2			0- 2		AWAY	0- 1		3- 1		1- 0	
0- 0	0- 0			0- 0		NEUTRAL	0- 0		0- 0		0- 0	

RPI 1-25					RPI 26-50					RPI 51-100					RPI 101+				
RPI	S	Opponent	Score		RPI	S	Opponent	Score		RPI	S	Opponent	Score		RPI	S	Opponent	Score	
14	H	Buffalo	72	73	33	A	Marquette	72	74	51	A	Miami (FL)	74	64	105	N	Western Mi ch.	76 48	
15	N	South Carolina	58	76	37	A	Creighton	39	53	74	H	Fordham	64	67	109	A	Butler	73 55	
22	A	DePaul	67	76	37	H	Creighton	72	65	77	H	James Madi son	81	64	109	H	Butler	76 38	
24	A	Villanova	52	69						80	A	Albany (NY)	71	66	133	H	William & Mary	92 81	
24	H	Villanova	70	64						99	A	Seton Hall	57	62	135	A	Georgetown	71 63	
25	N	South Fla.	59	68											135	H	Georgetown	64 41	
															166	H	Kansas	65 53	
															193	A	Provi dence	68 70	
															193	H	Provi dence	44 49	
															212	A	Xavi er	67 63	
															212	H	Xavi er	70 36	
															267	H	St. Francis Brooklyn	73 49	
LAST 12 Division I GAMES:																			
25	N	South Fla.	59	68	37	A	Creighton	39	53										
135	A	Georgetown	71	63	99	A	Seton Hall	57	62										
24	A	Villanova	52	69	24	H	Villanova	70	64										
212	H	Xavi er	70	36	135	H	Georgetown	64	41										
109	H	Butler	76	38	109	A	Butler	73	55										
193	A	Provi dence	68	70	212	A	Xavi er	67	63										

Non-Div I Games:

St. John's (NY)

Average RPI Win:	116	WON-LOST	WINNING	LAST 10	STRENGTH OF	OPP. STRENGTH	TEAM	ADJ.	CONF.	ADJ CONF.
Average RPI Loss:	22	RECORD	PCT. RANK	GAMES	SCHEDULE	OF SCHEDULE	RPI	RPI	RPI	RPI
DIV. I ONLY	19- 8	64	9- 1	5	19	12	12	5	5	
DIV. I NON-CONF.	6- 6	170	0- 0	4	14	40	40	3	3	

TOTALS	RPI 1-25	RPI 26-50	W-L RECORDS	RPI 51-100	RPI 101-999	RPI 201+				
19- 8	2- 6	5- 1	OVERALL	4- 0	8- 1	4- 0				
12- 2	1- 1	3- 0	HOME	3- 0	5- 1	3- 0				
5- 4	1- 3	2- 1	AWAY	0- 0	2- 0	1- 0				
2- 2	0- 2	0- 0	NEUTRAL	1- 0	1- 0	0- 0				
6- 6	0- 5	0- 0	NON-CONFERENCE	2- 0	4- 1	2- 0				
3- 2	0- 1	0- 0	HOME	1- 0	2- 1	2- 0				
1- 2	0- 2	0- 0	AWAY	0- 0	1- 0	0- 0				
2- 2	0- 2	0- 0	NEUTRAL	1- 0	1- 0	0- 0				
13- 2	2- 1	5- 1	CONFERENCE	2- 0	4- 0	2- 0				
9- 0	1- 0	3- 0	HOME	2- 0	3- 0	1- 0				
4- 2	1- 1	2- 1	AWAY	0- 0	1- 0	1- 0				
0- 0	0- 0	0- 0	NEUTRAL	0- 0	0- 0	0- 0				

RPI	S	Opponent	Score	RPI	S	Opponent	Score	RPI	S	Opponent	Score	RPI	S	Opponent	Score
1	N	UConn	53 78	35	A	Arizona St.	66 73	76	N	Belmont	74 53	101	H	Western Ill.	64 71
5	A	Baylor	57 81	35	H	Arizona St.	74 50	88	H	Washington St.	70 57	143	H	Colorado	62 53
7	A	Ohio St.	64 85	38	H	California	74 69	92	H	UNLV	74 33	144	N	Kent St.	79 54
7	N	Ohio St.	82 94	49	A	Oregon St.	60 57	94	H	Utah	70 49	151	A	San Francisco	86 66
8	A	UCLA	53 64	50	A	Southern California	59 55					175	H	Washington	71 45
8	H	UCLA	76 65	50	H	Southern California	72 65					222	H	CSU Bakersfield	57 34
9	A	Oregon	78 65									226	H	UC Riverside	53 43
10	H	Tennessee	71 83									280	A	Arizona	61 46
												280	H	Arizona	79 42

LAST 12 Division I GAMES:															
38	H	California	74 69	35	H	Arizona St.	74 50	8	A	UCLA	53 64				
143	H	Colorado	62 53	50	A	Southern California	59 55	175	H	Washington	71 45				
94	H	Utah	70 49	88	H	Washington St.	70 57	88	H	Washington St.	70 57				
9	A	Oregon	78 65	35	A	Arizona St.	66 73								
49	A	Oregon St.	60 57												
280	H	Arizona	79 42												

Non-Div I Games:

Stanford

Average RPI Win:	232	WON-LOST	WINNING	LAST 10	STRENGTH OF	OPP. STRENGTH	TEAM	ADJ.	CONF.	ADJ CONF.
Average RPI Loss:	135	RECORD	PCT. RANK	GAMES	SCHEDULE	OF SCHEDULE	RPI	RPI	RPI	RPI
DIV. I ONLY	13- 12	167	6- 4	223	176	182	182	22	22	
DIV. I NON-CONF.	7- 7	170	1- 0	121	102	147	147	21	21	

TOTALS	RPI 1-25	RPI 26-50	W-L RECORDS	RPI 51-100	RPI 101-999	RPI 201+				
13- 12	0- 2	0- 2	OVERALL	0- 3	13- 5	8- 3				
7- 2	0- 0	0- 0	HOME	0- 1	7- 1	4- 0				
4- 6	0- 2	0- 1	AWAY	0- 1	4- 2	3- 2				
2- 4	0- 0	0- 1	NEUTRAL	0- 1	2- 2	1- 1				
7- 7	0- 2	0- 1	NON-CONFERENCE	0- 1	7- 3	2- 1				
4- 1	0- 0	0- 0	HOME	0- 0	4- 1	1- 0				
1- 2	0- 2	0- 0	AWAY	0- 0	1- 0	0- 0				
2- 4	0- 0	0- 1	NEUTRAL	0- 1	2- 2	1- 1				
6- 5	0- 0	0- 1	CONFERENCE	0- 2	6- 2	6- 2				
3- 1	0- 0	0- 0	HOME	0- 1	3- 0	3- 0				
3- 4	0- 0	0- 1	AWAY	0- 1	3- 2	3- 2				
0- 0	0- 0	0- 0	NEUTRAL	0- 0	0- 0	0- 0				

RPI 1-25				RPI 26-50				RPI 51-100				RPI 101+				Team's RPI: 182
RPI	S	Opponent	Score	RPI	S	Opponent	Score	RPI	S	Opponent	Score	RPI	S	Opponent	Score	
6	A	Florida St.	39 84	43	N	Western Ky.	58 66	90	A	Jacksonville	63 73	115	H	Chattanooga	78 67	
11	A	Texas	59 95	48	A	FGCU	40 80	90	H	Jacksonville	54 61	136	H	Texas St.	61 54	
								98	N	Wright St.	59 64	148	A	SIUE	65 61	
												160	N	Florida	85 71	
												184	H	High Point	64 69	
												193	N	Providence	45 56	
												194	H	Richmond	72 67	
												229	A	North Florida	68 51	
												229	H	North Florida	68 55	
												242	H	Northern Ky.	67 56	
												264	A	Lipscomb	59 55	
												271	N	UMKC	50 67	
												284	A	USC Upstate	64 69	
												284	H	USC Upstate	62 61	
												301	A	Kennesaw St.	49 66	
												329	N	Delaware St.	58 43	
												344	A	NJIT	72 53	
												344	H	NJIT	73 55	

LAST 12 Division I GAMES:																
284	A	USC Upstate	64 69	301	A	Kennesaw St.	49 66									
344	A	NJIT	72 53	264	A	Lipscomb	59 55									
90	H	Jacksonville	54 61	344	H	NJIT	73 55									
229	A	North Florida	68 51	284	H	USC Upstate	62 61									
90	A	Jacksonville	63 73	48	A	FGCU	40 80									
229	H	North Florida	68 55	329	N	Delaware St.	58 43									

Non-Div I Games: Thomas (GA) 92 41 Webber Int'l 67 30

Stetson

Average RPI Win: 271	WON-LOST RECORD	WINNING PCT. RANK	LAST 10 GAMES	STRENGTH OF SCHEDULE	OPP. STRENGTH OF SCHEDULE	TEAM RPI	ADJ. RPI	CONF. RPI	ADJ CONF. RPI
Average RPI Loss: 129									
DIV. I ONLY	15- 11	131	7- 3	299	238	205	205	20	20
DIV. I NON-CONF.	7- 5	132	0- 0	333	258	225	225	24	24

TOTALS	RPI 1-25	RPI 26-50	W-L RECORDS	RPI 51-100	RPI 101-999	RPI 201+			
15- 11	0- 0	0- 1	OVERALL	1- 4	14- 6	12- 1			
8- 5	0- 0	0- 0	HOME	1- 1	7- 4	7- 0			
7- 6	0- 0	0- 1	AWAY	0- 3	7- 2	5- 1			
0- 0	0- 0	0- 0	NEUTRAL	0- 0	0- 0	0- 0			
7- 5	0- 0	0- 1	NON-CONFERENCE	0- 1	7- 3	7- 1			
4- 1	0- 0	0- 0	HOME	0- 0	4- 1	4- 0			
3- 4	0- 0	0- 1	AWAY	0- 1	3- 2	3- 1			
0- 0	0- 0	0- 0	NEUTRAL	0- 0	0- 0	0- 0			
8- 6	0- 0	0- 0	CONFERENCE	1- 3	7- 3	5- 0			
4- 4	0- 0	0- 0	HOME	1- 1	3- 3	3- 0			
4- 2	0- 0	0- 0	AWAY	0- 2	4- 0	2- 0			
0- 0	0- 0	0- 0	NEUTRAL	0- 0	0- 0	0- 0			

RPI S Opponent	Score	RPI S Opponent	Score	RPI S Opponent	Score	RPI S Opponent	Score	Team's RPI: 205
		32 A Syracuse	70 81	79 A Harvard	53 60	118 H Yale	71 77	
				80 A Albany (NY)	58 64	146 A Binghamton	67 59	
				80 H Albany (NY)	68 72	146 H Binghamton	64 69	
				83 A Maine	56 64	157 A Hartford	66 58	
				83 H Maine	76 68	157 H Hartford	68 75	
						178 H New Hampshire	50 51	
						192 A Northwestern	36 68	
						240 A Hofstra	73 49	
						257 H Manhattan	74 59	
						270 A Cornell	40 48	
						276 A Fairleigh Dickinson	56 51	
						290 H Vermont	80 57	
						291 H Central Conn. St.	60 55	
						320 A Ga. Southern	68 49	
						324 A UMBC	69 44	
						324 H UMBC	53 49	
						325 H Wagner	69 50	
						336 H Iona	63 46	
						345 A UMass Lowell	63 60	
						345 H UMass Lowell	59 50	

LAST 12 Division I GAMES:								
		324 H UMBC	53 49	80 A Albany (NY)	58 64			
		83 H Maine	76 68	345 H UMass Lowell	59 50			
		345 A UMass Lowell	63 60	178 H New Hampshire	50 51			
		146 H Binghamton	64 69	146 A Binghamton	67 59			
		157 A Hartford	66 58	290 H Vermont	80 57			
		324 A UMBC	69 44	80 H Albany (NY)	68 72			

Non-Div I Games: Farmingdale St. 76 25

Stony Brook

Average RPI Win:	151	WON-LOST	WINNING	LAST 10	STRENGTH OF	OPP. STRENGTH	TEAM	ADJ.	CONF.	ADJ CONF.
Average RPI Loss:	26	RECORD	PCT. RANK	GAMES	SCHEDULE	OF SCHEDULE	RPI	RPI	RPI	RPI
DIV. I ONLY	19- 7	53	6- 4	51	24	32	32	1	1	
DIV. I NON-CONF.	12- 1	6	0- 0	162	90	34	34	1	1	

TOTALS	RPI 1-25	RPI 26-50	W-L RECORDS	RPI 51-100	RPI 101-999	RPI 201+				
19- 7	2- 4	0- 1	OVERALL	5- 2	12- 0	5- 0				
12- 2	2- 1	0- 0	HOME	2- 1	8- 0	4- 0				
4- 4	0- 2	0- 1	AWAY	3- 1	1- 0	0- 0				
3- 1	0- 1	0- 0	NEUTRAL	0- 0	3- 0	1- 0				
12- 1	0- 1	0- 0	NON-CONFERENCE	3- 0	9- 0	5- 0				
7- 0	0- 0	0- 0	HOME	1- 0	6- 0	4- 0				
2- 0	0- 0	0- 0	AWAY	2- 0	0- 0	0- 0				
3- 1	0- 1	0- 0	NEUTRAL	0- 0	3- 0	1- 0				
7- 6	2- 3	0- 1	CONFERENCE	2- 2	3- 0	0- 0				
5- 2	2- 1	0- 0	HOME	1- 1	2- 0	0- 0				
2- 4	0- 2	0- 1	AWAY	1- 1	1- 0	0- 0				
0- 0	0- 0	0- 0	NEUTRAL	0- 0	0- 0	0- 0				

RPI 1-25				RPI 26-50				Team's RPI: 32				RPI 51-100				RPI 101+			
RPI	S	Opponent	Score	RPI	S	Opponent	Score	RPI	S	Opponent	Score	RPI	S	Opponent	Score	RPI	S	Opponent	Score
2	A	Notre Dame	72 87									51	A	Miami (FL)	67 72	129	N	Vanderbilt	84 78
3	N	Mississippi St.	65 76	30	A	Virginia	63 68					58	H	Drexel	72 62	137	H	Clemson	86 51
4	H	Louisville	77 84									64	H	Georgia Tech	88 77	157	H	Hartford	75 63
6	H	Florida St.	76 69									72	H	Virginia Tech	64 73	168	H	Pittsburgh	70 52
18	H	Duke	68 65									92	A	UNLV	69 55	188	N	Wisconsin	77 74
20	A	NC State	56 60									96	A	George Washington	74 62	192	H	Northwestern	81 74
												97	A	Wake Forest	71 61	201	A	Boston College	75 57
																205	H	Stony Brook	81 70
																261	H	Morgan St.	95 68
																262	H	Colgate	79 39
																266	N	Coastal Caro.	69 57
																279	H	UMES	68 45
LAST 12 Division I GAMES:																			
18	H	Duke	68 65	168	H	Pittsburgh	70 52												
97	A	Wake Forest	71 61	51	A	Miami (FL)	67 72												
4	H	Louisville	77 84	20	A	NC State	56 60												
72	H	Virginia Tech	64 73	6	H	Florida St.	76 69												
201	A	Boston College	75 57	64	H	Georgia Tech	88 77												
137	H	Clemson	86 51	30	A	Virginia	63 68												

Non-Div I Games:

Syracuse

TCUTCU

TCU

Average RPI Win: 217

Average RPI Loss: 70

WON-LOST
RECORDWINNING
PCT. RANKLAST 10
GAMESSTRENGTH OF
SCHEDULEOPP. STRENGTH
OF SCHEDULETEAM
RPIADJ.
RPICONF.
RPIADJ CONF.
RPIDIV. I ONLY
DIV. I NON-CONF.10- 15
8- 5228
1111- 9
0- 188
18171
93191
171191
1718
78
7

TOTALS

RPI 1-25

RPI 26-50

W-L RECORDS

RPI 51-100

RPI 101-999

RPI 201+

10- 15

0- 6

0- 2

OVERALL

1- 3

9- 4

4- 0

8- 9

0- 5

0- 1

HOME

1- 2

7- 1

2- 0

2- 6

0- 0

0- 0

AWAY

0- 1

2- 0

2- 0

0- 0

0- 0

0- 0

NEUTRAL

0- 0

0- 0

0- 0

8- 5

0- 3

0- 0

NON-CONFERENCE

1- 1

7- 1

4- 0

6- 5

0- 3

0- 0

HOME

1- 1

5- 1

2- 0

2- 0

0- 0

0- 0

AWAY

0- 0

2- 0

2- 0

0- 0

0- 0

0- 0

NEUTRAL

0- 0

0- 0

0- 0

2- 10

0- 3

0- 2

CONFERENCE

0- 2

2- 3

0- 0

2- 4

0- 2

0- 1

HOME

0- 1

2- 0

0- 0

0- 6

0- 1

0- 1

AWAY

0- 1

0- 3

0- 0

0- 0

0- 0

0- 0

NEUTRAL

0- 0

0- 0

0- 0

RPI 1-25

RPI 26-50

RPI 51-100

RPI 101+

Team's RPI: 191

RPI	S	Opponent	Score
1	H	UConn	57 113
15	H	South Carolina	60 87
23	H	Rutgers	67 84
24	H	Villanova	65 69
25	A	South Fla.	60 76
25	H	South Fla.	73 89

RPI	S	Opponent	Score
45	A	UCF	46 76
45	H	UCF	57 64

RPI	S	Opponent	Score
59	H	Houston	75 99
71	H	Penn	59 74
79	H	Harvard	86 64
100	A	Tulane	65 69

RPI	S	Opponent	Score
132	A	Cincinnati	72 80
141	H	Ole Miss	48 64
151	A	Wichita St.	81 88
156	H	Saint Joseph's	69 66
158	H	Marist	83 77
171	H	Tulsa	76 75
187	A	SMU	56 60
187	H	SMU	55 52
199	H	Hampton	65 56
231	A	La Salle	69 52
325	H	Wagner	70 36
329	H	Delaware St.	96 72
336	A	Iona	59 54

LAST 12 Division I GAMES:

151	A	Wichita St.	81 88	71	H	Penn	59 74
45	H	UCF	57 64	1	H	UConn	57 113
100	A	Tulane	65 69	59	H	Houston	75 99
171	H	Tulsa	76 75	132	A	Cincinnati	72 80
187	A	SMU	56 60	25	H	South Fla.	73 89
25	A	South Fla.	60 76	187	H	SMU	55 52

Non-Div I Games:

Temple

Average RPI	Win:	106	WON-LOST	WINNING	LAST 10	STRENGTH OF	OPP. STRENGTH	TEAM	ADJ.	CONF.	ADJ CONF.
Average RPI	Loss:	28	RECORD	PCT. RANK	GAMES	SCHEDULE	OF SCHEDULE	RPI	RPI	RPI	RPI
DIV. I ONLY		21- 5	25	6- 4	13	8	10	10	2	2	
DIV. I NON-CONF.		12- 1	6	0- 1	14	32	3	3	2	2	

TOTALS	RPI 1-25		RPI 26-50		W-L RECORDS	RPI 51-100		RPI 101-999		RPI 201+	
21- 5	4- 3		3- 1		OVERALL	3- 1		11- 0		2- 0	
12- 2	2- 1		1- 0		HOME	1- 1		8- 0		1- 0	
6- 3	2- 2		0- 1		AWAY	1- 0		3- 0		1- 0	
3- 0	0- 0		2- 0		NEUTRAL	1- 0		0- 0		0- 0	
12- 1	2- 1		2- 0		NON-CONFERENCE	2- 0		6- 0		2- 0	
7- 0	1- 0		0- 0		HOME	1- 0		5- 0		1- 0	
2- 1	1- 1		0- 0		AWAY	0- 0		1- 0		1- 0	
3- 0	0- 0		2- 0		NEUTRAL	1- 0		0- 0		0- 0	
9- 4	2- 2		1- 1		CONFERENCE	1- 1		5- 0		0- 0	
5- 2	1- 1		1- 0		HOME	0- 1		3- 0		0- 0	
4- 2	1- 1		0- 1		AWAY	1- 0		2- 0		0- 0	
0- 0	0- 0		0- 0		NEUTRAL	0- 0		0- 0		0- 0	

RPI	S	Opponent	Score	RPI	S	Opponent	Score	RPI	S	Opponent	Score	RPI	S	Opponent	Score
2	A	Notre Dame	70 84	27	A	LSU	59 70	69	N	South Dakota	69 49	103	H	Auburn	70 59
3	H	Mississippi St.	52 71	28	H	Georgia	62 46	77	H	James Madison	89 60	104	A	Arkansas	90 85
11	H	Texas	82 75	33	N	Marquette	101 99	85	H	Alabama	63 72	120	H	Central Ark.	77 34
12	A	Stanford	83 71	47	N	Oklahoma St.	79 69	95	A	Kentucky	63 49	129	A	Vanderbilt	74 64
15	A	South Carolina	86 70									129	H	Vanderbilt	86 73
21	A	Texas A&M	76 79									131	H	ETSU	87 49
21	H	Texas A&M	82 67									141	H	Ole Miss	75 66
												151	H	Wichita St.	68 56
												180	H	Troy	131 69
												302	H	Alabama St.	104 51
												319	A	Long Beach St.	90 61

LAST 12 Division I GAMES:															
85	H	Alabama	63 72	141	H	Ole Miss	75 66								
28	H	Georgia	62 46	3	H	Mississippi St.	52 71								
104	A	Arkansas	90 85	2	A	Notre Dame	70 84								
129	A	Vanderbilt	74 64	15	A	South Carolina	86 70								
21	H	Texas A&M	82 67	21	A	Texas A&M	76 79								
27	A	LSU	59 70	129	H	Vanderbilt	86 73								

Non-Div I Games:

Tennessee

Average RPI Win:	301	WON-LOST	WINNING	LAST 10	STRENGTH OF	OPP. STRENGTH	TEAM	ADJ.	CONF.	ADJ CONF.
Average RPI Loss:	196	RECORD	PCT. RANK	GAMES	SCHEDULE	OF SCHEDULE	RPI	RPI	RPI	RPI
DIV. I ONLY	4- 19	315	2- 8	244	325	332	332	25	25	
DIV. I NON-CONF.	1- 7	310	0- 0	176	296	328	328	27	27	

TOTALS	RPI 1-25	RPI 26-50	W-L RECORDS	RPI 51-100	RPI 101-999	RPI 201+				
4- 19	0- 1	0- 1	OVERALL	0- 1	4- 16	4- 8				
3- 10	0- 0	0- 1	HOME	0- 1	3- 8	3- 5				
1- 9	0- 1	0- 0	AWAY	0- 0	1- 8	1- 3				
0- 0	0- 0	0- 0	NEUTRAL	0- 0	0- 0	0- 0				
1- 7	0- 1	0- 1	NON-CONFERENCE	0- 0	1- 5	1- 2				
1- 4	0- 0	0- 1	HOME	0- 0	1- 3	1- 2				
0- 3	0- 1	0- 0	AWAY	0- 0	0- 2	0- 0				
0- 0	0- 0	0- 0	NEUTRAL	0- 0	0- 0	0- 0				
3- 12	0- 0	0- 0	CONFERENCE	0- 1	3- 11	3- 6				
2- 6	0- 0	0- 0	HOME	0- 1	2- 5	2- 3				
1- 6	0- 0	0- 0	AWAY	0- 0	1- 6	1- 3				
0- 0	0- 0	0- 0	NEUTRAL	0- 0	0- 0	0- 0				

RPI 1-25				RPI 26-50				RPI 51-100				RPI 101+ Team's RPI: 332			
RPI	S	Opponent	Score	RPI	S	Opponent	Score	RPI	S	Opponent	Score	RPI	S	Opponent	Score
4	A	Louisville	56 95	42	H	Ball St.	65 85	76	H	Belmont	70 87	148	A	SIUE	63 74
												148	H	SIUE	76 88
												180	H	Troy	66 95
												183	A	UT Martin	68 80
												190	A	Arkansas St.	62 68
												197	A	Jacksonville St.	61 62
												197	H	Jacksonville St.	56 75
												198	A	Memphis	75 79
												209	A	Morehead St.	81 97
												209	H	Morehead St.	69 71
												228	A	Southeast Mo. St.	66 71
												237	H	Austin Peay	59 75
												264	H	Lipscomb	71 64
												293	A	Eastern Ky.	59 58
												298	H	Murray St.	73 85
												300	H	Tennessee Tech	76 66
												317	H	Alabama A&M	75 77
												326	H	Marshall	65 71
												346	A	Eastern Ill.	59 66
												346	H	Eastern Ill.	86 68

LAST 12 Division I GAMES:															
209	H	Morehead St.	69 71	148	H	SIUE	76 88								
197	A	Jacksonville St.	61 62	298	H	Murray St.	73 85								
76	H	Belmont	70 87	237	H	Austin Peay	59 75								
293	A	Eastern Ky.	59 58	148	A	SIUE	63 74								
209	A	Morehead St.	81 97	346	A	Eastern Ill.	59 66								
346	H	Eastern Ill.	86 68	300	H	Tennessee Tech	76 66								

Non-Div I Games: Fisk 93 48

Tennessee St.

Average RPI Win: 280
Average RPI Loss: 176

WON-LOST
RECORD

WINNING
PCT. RANK

LAST 10
GAMES

STRENGTH OF
SCHEDULE

OPP. STRENGTH
OF SCHEDULE

TEAM
RPI

ADJ.
RPI

CONF.
RPI

ADJ CONF.
RPI

DIV. I ONLY	4- 20	319	2- 8	152	313	300	300	25	25
DIV. I NON-CONF.	1- 8	313	0- 0	95	207	289	289	27	27

TOTALS	RPI 1-25	RPI 26-50	W-L RECORDS	RPI 51-100	RPI 101-999	RPI 201+			
4- 20	0- 0	0- 1	OVERALL	0- 5	4- 14	3- 9			
2- 9	0- 0	0- 0	HOME	0- 2	2- 7	2- 5			
2- 11	0- 0	0- 1	AWAY	0- 3	2- 7	1- 4			
0- 0	0- 0	0- 0	NEUTRAL	0- 0	0- 0	0- 0			
1- 8	0- 0	0- 1	NON-CONFERENCE	0- 3	1- 4	1- 1			
1- 3	0- 0	0- 0	HOME	0- 1	1- 2	1- 1			
0- 5	0- 0	0- 1	AWAY	0- 2	0- 2	0- 0			
0- 0	0- 0	0- 0	NEUTRAL	0- 0	0- 0	0- 0			
3- 12	0- 0	0- 0	CONFERENCE	0- 2	3- 10	2- 8			
1- 6	0- 0	0- 0	HOME	0- 1	1- 5	1- 4			
2- 6	0- 0	0- 0	AWAY	0- 1	2- 5	1- 4			
0- 0	0- 0	0- 0	NEUTRAL	0- 0	0- 0	0- 0			

RPI 1-25				RPI 26-50				RPI 51-100				RPI 101+				Team's RPI: 300
RPI	S	Opponent	Score	RPI	S	Opponent	Score	RPI	S	Opponent	Score	RPI	S	Opponent	Score	
				28	A	Georgia	48 56	67	H	IUPUI	54 68	123	A	Middle Tenn.	44 58	
								76	A	Belmont	59 78	131	A	ETSU	55 74	
								76	H	Belmont	60 68	139	H	Radford	41 60	
								95	A	Kentucky	54 82	148	A	SIUE	58 65	
								98	A	Wright St.	59 82	183	H	UT Martin	51 67	
												197	A	Jacksonville St.	60 58	
												209	A	Morehead St.	51 53	
												209	H	Morehead St.	67 74	
												228	H	Southeast Mo. St.	66 70	
												237	A	Austin Peay	52 53	
												237	H	Austin Peay	63 59	
												264	H	Lipscomb	57 61	
												293	A	Eastern Ky.	53 55	
												293	H	Eastern Ky.	68 76	
												298	H	Murray St.	63 72	
												332	A	Tennessee St.	66 76	
												341	H	Winthrop	70 41	
												346	A	Eastern Ill.	60 57	
LAST 12 Division I GAMES:																
				237	A	Austin Peay	52 53	228	H	Southeast Mo. St.	66 70					
				76	H	Belmont	60 68	209	A	Morehead St.	51 53					
				197	A	Jacksonville St.	60 58	293	A	Eastern Ky.	53 55					
				346	A	Eastern Ill.	60 57	298	H	Murray St.	63 72					
				148	A	SIUE	58 65	237	H	Austin Peay	63 59					
				183	H	UT Martin	51 67	332	A	Tennessee St.	66 76					

Non-Div I Games: Cumberland (TN) 83 52 Tenn. Wesleyan 84 66

Tennessee Tech

Average RPI Win: 132

Average RPI Loss: 23

WON-LOST
RECORDWINNING
PCT. RANKLAST 10
GAMESSTRENGTH OF
SCHEDULEOPP. STRENGTH
OF SCHEDULETEAM
RPIADJ.
RPICONF.
RPIADJ CONF.
RPIDIV. I ONLY
DIV. I NON-CONF.21- 4
9- 213
338- 2
0- 129
4215
1811
2311
234
54
5

TOTALS

RPI 1-25

RPI 26-50

W-L RECORDS

RPI 51-100

RPI 101-999

RPI 201+

21- 4

1- 3

4- 0

OVERALL

5- 1

11- 0

5- 0

13- 1

1- 1

1- 0

HOME

3- 0

8- 0

4- 0

6- 3

0- 2

2- 0

AWAY

2- 1

2- 0

1- 0

2- 0

0- 0

1- 0

NEUTRAL

0- 0

1- 0

0- 0

9- 2

1- 2

2- 0

NON-CONFERENCE

0- 0

6- 0

3- 0

6- 1

1- 1

0- 0

HOME

0- 0

5- 0

3- 0

1- 1

0- 1

1- 0

AWAY

0- 0

0- 0

0- 0

2- 0

0- 0

1- 0

NEUTRAL

0- 0

1- 0

0- 0

12- 2

0- 1

2- 0

CONFERENCE

5- 1

5- 0

2- 0

7- 0

0- 0

1- 0

HOME

3- 0

3- 0

1- 0

5- 2

0- 1

1- 0

AWAY

2- 1

2- 0

1- 0

0- 0

0- 0

0- 0

NEUTRAL

0- 0

0- 0

0- 0

RPI 1-25

Team's RPI: 11

RPI 26-50

RPI 51-100

RPI 101+

RPI	S	Opponent	Score
1	H	UConn	71 75
5	A	Baylor	56 81
6	H	Florida St.	87 72
10	A	Tennessee	75 82

RPI	S	Opponent	Score
27	N	LSU	75 66
28	A	Georgia	81 53
29	A	Oklahoma	88 78
47	H	Oklahoma St.	84 79

RPI	S	Opponent	Score
54	A	West Virginia	73 55
54	H	West Virginia	79 58
75	A	TCU	77 79
75	H	TCU	92 65
84	A	Kansas St.	75 64
84	H	Kansas St.	76 54

RPI	S	Opponent	Score
102	H	Iowa St.	87 55
166	A	Kansas	55 41
166	H	Kansas	79 62
175	N	Washington	92 68
176	H	Louisiana Tech	88 54
182	H	Stetson	95 59
220	A	Texas Tech	90 39
220	H	Texas Tech	87 72
263	H	McNeese	100 34
296	H	UTSA	120 70
322	H	Northwestern St.	68 44

LAST 12 Division I GAMES:

220	H	Texas Tech	87 72
84	H	Kansas St.	76 54
54	A	West Virginia	73 55
75	H	TCU	92 65
166	A	Kansas	55 41
102	H	Iowa St.	87 55
5	A	Baylor	56 81
220	A	Texas Tech	90 39
1	H	UConn	71 75
166	H	Kansas	79 62
75	A	TCU	77 79
84	A	Kansas St.	75 64

Non-Div I Games:

Texas

Loss,
 Non-Conf, S Site,
 H Home
A Away
 N Neutral

Average RPI	Win:	123	WON-LOST	WINNING	LAST 10	STRENGTH OF	OPP. STRENGTH	TEAM	ADJ.	CONF.	ADJ CONF.
Average RPI	Loss:	22	RECORD	PCT. RANK	GAMES	SCHEDULE	OF SCHEDULE	RPI	RPI	RPI	RPI
DIV. I ONLY		20- 7		50	7- 3	11	37	21	21	2	2
DIV. I NON-CONF.		11- 3		45	0- 0	17	81	29	29	2	2

TOTALS	RPI 1-25		RPI 26-50		W-L RECORDS	RPI 51-100		RPI 101-999		RPI 201+	
20- 7	1- 4		2- 2		OVERALL	5- 1		12- 0		3- 0	
14- 3	1- 1		1- 1		HOME	4- 1		8- 0		1- 0	
5- 3	0- 2		1- 1		AWAY	1- 0		3- 0		1- 0	
1- 1	0- 1		0- 0		NEUTRAL	0- 0		1- 0		1- 0	
11- 3	0- 2		1- 0		NON-CONFERENCE	3- 1		7- 0		3- 0	
8- 2	0- 1		0- 0		HOME	3- 1		5- 0		1- 0	
2- 0	0- 0		1- 0		AWAY	0- 0		1- 0		1- 0	
1- 1	0- 1		0- 0		NEUTRAL	0- 0		1- 0		1- 0	
9- 4	1- 2		1- 2		CONFERENCE	2- 0		5- 0		0- 0	
6- 1	1- 0		1- 1		HOME	1- 0		3- 0		0- 0	
3- 3	0- 2		0- 1		AWAY	1- 0		2- 0		0- 0	
0- 0	0- 0		0- 0		NEUTRAL	0- 0		0- 0		0- 0	

RPI	S	Opponent	Score	RPI	S	Opponent	Score	RPI	S	Opponent	Score	RPI	S	Opponent	Score
9	H	Oregon	68 83	27	A	LSU	78 80	54	H	West Virginia	56 70	103	A	Auburn	82 73
9	N	Oregon	62 84	27	H	LSU	69 59	59	H	Houston	83 65	103	H	Auburn	78 59
10	A	Tennessee	67 82	28	H	Georgia	84 92	75	H	TCU	71 58	119	H	Little Rock	66 49
10	H	Tennessee	79 76	50	A	Southern California	75 74	85	A	Alabama	73 54	120	H	Central Ark.	72 61
15	A	South Carolina	59 61					93	H	Rice	82 76	129	A	Vanderbilt	91 67
								95	H	Kentucky	74 70	141	H	Ole Miss	83 54
												160	H	Florida	85 80
												169	H	Louisiana	83 62
												187	H	SMU	79 57
												220	A	Texas Tech	90 56
												254	N	Hawaii	103 59
												265	H	Prairie View	98 70

LAST 12 Division I GAMES:															
160	H	Florida	85 80	27	H	LSU	69 59	85	A	Alabama	73 54				
27	A	LSU	78 80	28	H	Georgia	84 92	103	A	Auburn	79 76				
141	H	Ole Miss	83 54	103	A	Tennessee	82 73	95	H	Kentucky	74 70				
103	H	Auburn	78 59												
10	A	Tennessee	67 82												
129	A	Vanderbilt	91 67												

Non-Div I Games:

Texas A&M

Average RPI Win:	299	WON-LOST	WINNING	LAST 10	STRENGTH OF	OPP. STRENGTH	TEAM	ADJ.	CONF.	ADJ CONF.
Average RPI Loss:	182	RECORD	PCT. RANK	GAMES	SCHEDULE	OF SCHEDULE	RPI	RPI	RPI	RPI
DIV. I ONLY	12- 9	136	2- 1	337	339	233	233	32	32	
DIV. I NON-CONF.	3- 6	239	0- 0	309	177	262	262	32	32	

TOTALS	RPI 1-25	RPI 26-50	W-L RECORDS	RPI 51-100	RPI 101-999	RPI 201+				
12- 9	0- 0	0- 0	OVERALL	0- 1	12- 8	12- 3				
5- 3	0- 0	0- 0	HOME	0- 0	5- 3	5- 1				
5- 6	0- 0	0- 0	AWAY	0- 1	5- 5	5- 2				
2- 0	0- 0	0- 0	NEUTRAL	0- 0	2- 0	2- 0				
3- 6	0- 0	0- 0	NON-CONFERENCE	0- 1	3- 5	3- 1				
0- 1	0- 0	0- 0	HOME	0- 0	0- 1	0- 0				
1- 5	0- 0	0- 0	AWAY	0- 1	1- 4	1- 1				
2- 0	0- 0	0- 0	NEUTRAL	0- 0	2- 0	2- 0				
9- 3	0- 0	0- 0	CONFERENCE	0- 0	9- 3	9- 2				
5- 2	0- 0	0- 0	HOME	0- 0	5- 2	5- 1				
4- 1	0- 0	0- 0	AWAY	0- 0	4- 1	4- 1				
0- 0	0- 0	0- 0	NEUTRAL	0- 0	0- 0	0- 0				

RPI 1-25				RPI 26-50				RPI 51-100				RPI 101+				Team's RPI: 233
RPI	S	Opponent	Score	RPI	S	Opponent	Score	RPI	S	Opponent	Score	RPI	S	Opponent	Score	
								97	A	Wake Forest	56 73	136	H	Texas St.	56 70	
												141	A	Ole Miss	58 73	
												153	A	UTEP	55 65	
												166	A	Kansas	37 72	
												186	H	Southern U.	57 67	
												227	A	New Orleans	69 72	
												236	A	Grambling	73 63	
												236	H	Grambling	66 56	
												239	N	New Mexico St.	66 50	
												265	A	Prairie View	48 65	
												265	H	Prairie View	56 61	
												302	A	Alabama St.	71 39	
												304	H	Alcorn	91 57	
												310	A	Jackson St.	77 74	
												310	H	Jackson St.	71 66	
												317	A	Alabama A&M	55 49	
												322	N	Northwestern St.	56 43	
												333	A	Sam Houston St.	77 58	
												337	H	Mississippi Val.	55 39	
												339	H	Ark.-Pine Bluff	58 52	
LAST 12 Division I GAMES:																
				236	H	Grambling	66 56	337	H	Mississippi Val.	55 39					
				310	H	Jackson St.	71 66	236	A	Grambling	73 63					
				265	A	Prairie View	48 65	310	A	Jackson St.	77 74					
				302	A	Alabama St.	71 39	265	H	Prairie View	56 61					
				317	A	Alabama A&M	55 49	304	H	Alcorn	91 57					
				339	H	Ark.-Pine Bluff	58 52	186	H	Southern U.	57 67					

Non-Div I Games: Wiley 74 36 Paul Quinn 85 59

Texas Southern

Average RPI Win: 250

Average RPI Loss: 147

WON-LOST
RECORDWINNING
PCT. RANKLAST 10
GAMESSTRENGTH OF
SCHEDULEOPP. STRENGTH
OF SCHEDULETEAM
RPIADJ.
RPICONF.
RPIADJ CONF.
RPIDIV. I ONLY
DIV. I NON-CONF.17- 8
7- 474
1027- 3
0- 0288
269243
253136
143136
14323
2323
23

TOTALS

RPI 1-25

RPI 26-50

W-L RECORDS

RPI 51-100

RPI 101-999

RPI 201+

17- 8

0- 0

0- 0

OVERALL

0- 2

17- 6

12- 1

8- 2

0- 0

0- 0

HOME

0- 1

8- 1

5- 0

9- 5

0- 0

0- 0

AWAY

0- 0

9- 0

7- 0

0- 1

0- 0

0- 0

NEUTRAL

0- 0

0- 1

0- 0

7- 4

0- 0

0- 0

NON-CONFERENCE

0- 2

7- 2

6- 0

3- 1

0- 0

0- 0

HOME

0- 1

3- 0

2- 0

4- 2

0- 0

0- 0

AWAY

0- 1

4- 1

4- 0

0- 1

0- 0

0- 0

NEUTRAL

0- 0

0- 1

0- 0

10- 4

0- 0

0- 0

CONFERENCE

0- 0

10- 4

6- 1

5- 1

0- 0

0- 0

HOME

0- 0

5- 1

3- 0

5- 3

0- 0

0- 0

AWAY

0- 0

5- 3

3- 1

0- 0

0- 0

0- 0

NEUTRAL

0- 0

0- 0

0- 0

RPI 1-25

RPI 26-50

RPI 51-100

RPI 101+

Team's RPI: 136

RPI S Opponent Score

RPI S Opponent Score

RPI S Opponent Score

RPI S Opponent Score

59 H Houston 67 72
75 A TCU 58 82119 A Little Rock 48 63
126 N Bethune-Cookman 56 62
138 H South Ala. 78 63
147 H Fresno St. 76 59
169 A Louisiana 56 53
169 H Louisiana 58 65
179 A UT Arlington 59 61
180 H Troy 83 75
182 A Stetson 54 61
190 A Arkansas St. 67 55
220 A Texas Tech 87 70
233 A Texas Southern 70 56
260 A Appalachian St. 69 54
260 H Appalachian St. 92 50
265 H Prairie View 84 57
266 A Coastal Caro. 64 65
266 H Coastal Caro. 78 69
296 H UTSA 91 38
312 A Incarnate Word 74 33
320 A Ga. Southern 81 56
321 A Georgia St. 83 63
333 A Sam Houston St. 73 41
338 H La.-Monroe 86 52

LAST 12 Division I GAMES:

169 A Louisiana 56 53
179 A UT Arlington 59 61
260 H Appalachian St. 92 50
266 H Coastal Caro. 78 69
321 A Georgia St. 83 63
320 A Ga. Southern 81 56
169 H Louisiana 58 65
338 H La.-Monroe 86 52
119 A Little Rock 48 63
190 A Arkansas St. 67 55
180 H Troy 83 75
138 H South Ala. 78 63

Texas St.

Average RPI Win:	297	WON-LOST	WINNING	LAST 10	STRENGTH OF	OPP. STRENGTH	TEAM	ADJ.	CONF.	ADJ CONF.
Average RPI Loss:	57	RECORD	PCT. RANK	GAMES	SCHEDULE	OF SCHEDULE	RPI	RPI	RPI	RPI
DIV. I ONLY	7- 18	284	1- 9	60	81	220	220	4	4	
DIV. I NON-CONF.	6- 5	153	0- 0	275	291	261	261	5	5	

TOTALS	RPI 1-25	RPI 26-50	W-L RECORDS	RPI 51-100	RPI 101-999	RPI 201+				
7- 18	0- 5	0- 4	OVERALL	0- 6	7- 3	6- 0				
6- 10	0- 3	0- 3	HOME	0- 1	6- 3	6- 0				
1- 8	0- 2	0- 1	AWAY	0- 5	1- 0	0- 0				
0- 0	0- 0	0- 0	NEUTRAL	0- 0	0- 0	0- 0				
6- 5	0- 1	0- 1	NON-CONFERENCE	0- 2	6- 1	6- 0				
6- 3	0- 1	0- 1	HOME	0- 0	6- 1	6- 0				
0- 2	0- 0	0- 0	AWAY	0- 2	0- 0	0- 0				
0- 0	0- 0	0- 0	NEUTRAL	0- 0	0- 0	0- 0				
1- 13	0- 4	0- 3	CONFERENCE	0- 4	1- 2	0- 0				
0- 7	0- 2	0- 2	HOME	0- 1	0- 2	0- 0				
1- 6	0- 2	0- 1	AWAY	0- 3	1- 0	0- 0				
0- 0	0- 0	0- 0	NEUTRAL	0- 0	0- 0	0- 0				

RPI 1-25				RPI 26-50				RPI 51-100				RPI 101+ Team's RPI: 220			
RPI	S	Opponent	Score	RPI	S	Opponent	Score	RPI	S	Opponent	Score	RPI	S	Opponent	Score
5	A	Bayl or	49 97	27	H	LSU	40 48	54	A	West Vi rgi ni a	52 82	102	H	Iowa St.	54 66
5	H	Bayl or	44 90	29	H	Okl ahoma	52 73	54	H	West Vi rgi ni a	60 74	136	H	Texas St.	70 87
11	A	Texas	72 87	47	A	Okl ahoma St.	62 80	59	A	Houston	75 79	166	A	Kansas	68 56
11	H	Texas	39 90	47	H	Okl ahoma St.	57 98	75	A	TCU	72 93	166	H	Kansas	47 60
21	H	Texas A&M	56 90					84	A	Kansas St.	69 83	265	H	Prai ri e Vi ew	89 60
								87	A	New Mexi co	56 90	311	H	UTRGV	80 64
												312	H	Incarnate Word	80 54
												339	H	Ark. -Pine Bluff	74 47
												343	H	Flori da A&M	82 63
												345	H	UMass Lowe l l	93 65
LAST 12 Di vi si on I GAMES:															
11	A	Texas	72 87	11	H	Texas	39 90	166	A	Kansas	68 56	102	H	Iowa St.	54 66
54	H	West Vi rgi ni a	60 74	29	H	Okl ahoma	52 73	75	A	TCU	72 93	265	H	Prai ri e Vi ew	89 60
84	A	Kansas St.	69 83	47	A	Okl ahoma St.	62 80	84	A	Kansas St.	69 83	311	H	UTRGV	80 64
5	H	Bayl or	44 90	47	H	Okl ahoma St.	57 98	87	A	New Mexi co	56 90	312	H	Incarnate Word	80 54
54	A	West Vi rgi ni a	60 74									339	H	Ark. -Pine Bluff	74 47

Non-Di v I Games:

Texas Tech

Average RPI Win:	159	WON-LOST	WINNING	LAST 10	STRENGTH OF	OPP. STRENGTH	TEAM	ADJ.	CONF.	ADJ CONF.
Average RPI Loss:	69	RECORD	PCT. RANK	GAMES	SCHEDULE	OF SCHEDULE	RPI	RPI	RPI	RPI
DIV. I ONLY	15- 10	115	1- 4	38	91	62	62	7	7	
DIV. I NON-CONF.	9- 3	61	1- 1	55	164	33	33	8	8	

TOTALS	RPI 1-25	RPI 26-50	W-L RECORDS	RPI 51-100	RPI 101-999	RPI 201+				
15- 10	0- 3	2- 2	OVERALL	2- 3	11- 2	5- 1				
9- 2	0- 1	2- 0	HOME	2- 0	5- 1	1- 0				
5- 7	0- 2	0- 1	AWAY	0- 3	5- 1	4- 1				
1- 1	0- 0	0- 1	NEUTRAL	0- 0	1- 0	0- 0				
9- 3	0- 1	1- 1	NON-CONFERENCE	1- 1	7- 0	3- 0				
5- 0	0- 0	1- 0	HOME	1- 0	3- 0	0- 0				
3- 2	0- 1	0- 0	AWAY	0- 1	3- 0	3- 0				
1- 1	0- 0	0- 1	NEUTRAL	0- 0	1- 0	0- 0				
6- 7	0- 2	1- 1	CONFERENCE	1- 2	4- 2	2- 1				
4- 2	0- 1	1- 0	HOME	1- 0	2- 1	1- 0				
2- 5	0- 1	0- 1	AWAY	0- 2	2- 1	1- 1				
0- 0	0- 0	0- 0	NEUTRAL	0- 0	0- 0	0- 0				

RPI 1-25				RPI 26-50				RPI 51-100				RPI 101+			
RPI	S	Opponent	Score	RPI	S	Opponent	Score	RPI	S	Opponent	Score	RPI	S	Opponent	Score
4	A	Louisville	55 90	26	A	Central Mich.	47 85	57	A	Duquesne	54 73	105	A	Western Mich.	78 73
14	A	Buffalo	69 87	40	H	Dayton	68 50	82	A	Ohio	61 78	111	H	Cleveland St.	65 56
14	H	Buffalo	73 84	42	H	Ball St.	72 66	82	H	Ohio	75 57	112	H	Saint Francis (PA)	74 66
				43	N	Western Ky.	56 70	83	H	Maine	65 64	127	H	Northern Ill.	63 60
								91	A	Miami (OH)	58 67	144	H	Kent St.	55 62
												169	H	Louisiana	79 55
												186	N	Southern U.	81 76
												206	A	Bowling Green	77 67
												214	A	Eastern Mich.	57 70
												215	H	Akron	60 54
												256	A	St. Bonaventure	58 39
												318	A	Detroit Mercy	81 64
												336	A	Iona	74 57

LAST 12 Division I GAMES:															
169	H	Louisiana	79 55	206	A	Bowling Green	77 67	144	H	Kent St.	55 62				
4	A	Louisville	55 90	14	A	Buffalo	69 87	42	H	Ball St.	72 66				
26	A	Central Mich.	47 85	82	H	Ohio	75 57	127	H	Northern Ill.	63 60				
91	A	Miami (OH)	58 67	83	H	Maine	65 64	82	H	Ohio	75 57				
14	H	Buffalo	73 84												
105	A	Western Mich.	78 73												

Non-Div I Games:

Toledo

Average RPI Win:	234	WON-LOST	WINNING	LAST 10	STRENGTH OF	OPP. STRENGTH	TEAM	ADJ.	CONF.	ADJ CONF.
Average RPI Loss:	151	RECORD	PCT. RANK	GAMES	SCHEDULE	OF SCHEDULE	RPI	RPI	RPI	RPI
DIV. I ONLY	11- 11	175	6- 4	238	187	180	180	23	23	
DIV. I NON-CONF.	3- 6	239	0- 0	219	60	197	197	23	23	

TOTALS	RPI 1-25	RPI 26-50	W-L RECORDS	RPI 51-100	RPI 101-999	RPI 201+				
11- 11	0- 1	0- 0	OVERALL	1- 1	10- 9	6- 2				
7- 1	0- 0	0- 0	HOME	1- 0	6- 1	3- 1				
4- 9	0- 1	0- 0	AWAY	0- 1	4- 7	3- 1				
0- 1	0- 0	0- 0	NEUTRAL	0- 0	0- 1	0- 0				
3- 6	0- 1	0- 0	NON-CONFERENCE	1- 1	2- 4	2- 0				
1- 0	0- 0	0- 0	HOME	1- 0	0- 0	0- 0				
2- 5	0- 1	0- 0	AWAY	0- 1	2- 3	2- 0				
0- 1	0- 0	0- 0	NEUTRAL	0- 0	0- 1	0- 0				
8- 5	0- 0	0- 0	CONFERENCE	0- 0	8- 5	4- 2				
6- 1	0- 0	0- 0	HOME	0- 0	6- 1	3- 1				
2- 4	0- 0	0- 0	AWAY	0- 0	2- 4	1- 1				
0- 0	0- 0	0- 0	NEUTRAL	0- 0	0- 0	0- 0				

RPI 1-25				RPI 26-50				RPI 51-100				RPI 101+				Team's RPI: 180
RPI	S	Opponent	Score	RPI	S	Opponent	Score	RPI	S	Opponent	Score	RPI	S	Opponent	Score	
10	A	Tennessee	69 131					90	H	Jacksonville	89 88	119	H	Little Rock	76 70	
								100	A	Tulane	75 106	123	A	Middle Tenn.	57 73	
												136	A	Texas St.	75 83	
												138	A	South Ala.	68 79	
												138	H	South Ala.	82 71	
												141	A	Ole Miss	93 96	
												149	A	Samford	73 80	
												149	N	Samford	76 82	
												169	A	Louisiana	62 55	
												179	A	UT Arlington	57 76	
												190	H	Arkansas St.	95 78	
												260	H	Appalachian St.	81 74	
												266	A	Coastal Caro.	71 84	
												266	H	Coastal Caro.	92 97	
												302	A	Alabama St.	93 63	
												320	H	Ga. Southern	88 47	
												321	H	Georgia St.	90 86	
												332	A	Tennessee St.	95 66	
												338	A	La.-Monroe	86 79	

LAST 12 Division I GAMES:																
266	A	Coastal Caro.	71 84	266	H	Coastal Caro.	92 97									
119	H	Little Rock	76 70	260	H	Appalachian St.	81 74									
190	H	Arkansas St.	95 78	138	A	South Ala.	68 79									
138	H	South Ala.	82 71	136	A	Texas St.	75 83									
169	A	Louisiana	62 55	179	A	UT Arlington	57 76									
338	A	La.-Monroe	86 79	321	H	Georgia St.	90 86									

Non-Div I Games: Montevallo 130 50 Stillman 89 62

Troy

Loss, Non-Conf, S Site, H Home A Away N Neutral

**T
u
l
a
n
e**

T
u
l
a
n
e

Tulane

Average RPI Win: **164**
 Average RPI Loss: **120**

WON-LOST
RECORD

WINNING
PCT. RANK

LAST 10
GAMES

STRENGTH OF
SCHEDULE

OPP. STRENGTH
OF SCHEDULE

TEAM
RPI

ADJ.
RPI

CONF.
RPI

ADJ CONF.
RPI

DIV. I ONLY	9- 15	246	2- 8	65	104	171	171	8	8
DIV. I NON-CONF.	6- 6	170	0- 0	69	302	130	130	7	7
<hr/>									
TOTALS	RPI 1-25	RPI 26-50	W-L RECORDS	RPI 51-100	RPI 101-999	RPI 201+			
9- 15	0- 2	0- 1	OVERALL	2- 4	7- 8	2- 2			
5- 7	0- 1	0- 1	HOME	1- 3	4- 2	2- 0			
3- 8	0- 1	0- 0	AWAY	1- 1	2- 6	0- 2			
1- 0	0- 0	0- 0	NEUTRAL	0- 0	1- 0	0- 0			
6- 6	0- 0	0- 0	NON-CONFERENCE	1- 2	5- 4	2- 1			
3- 3	0- 0	0- 0	HOME	0- 2	3- 1	2- 0			
2- 3	0- 0	0- 0	AWAY	1- 0	1- 3	0- 1			
1- 0	0- 0	0- 0	NEUTRAL	0- 0	1- 0	0- 0			
3- 9	0- 2	0- 1	CONFERENCE	1- 2	2- 4	0- 1			
2- 4	0- 1	0- 1	HOME	1- 1	1- 1	0- 0			
1- 5	0- 1	0- 0	AWAY	0- 1	1- 3	0- 1			
0- 0	0- 0	0- 0	NEUTRAL	0- 0	0- 0	0- 0			

RPI 1-25				RPI 26-50				RPI 51-100				RPI 101+ Team's RPI: 171			
RPI	S	Opponent	Score	RPI	S	Opponent	Score	RPI	S	Opponent	Score	RPI	S	Opponent	Score
1	A	UConn	60 78	45	H	UCF	44 47	55	H	American	67 72	104	A	Arkansas	41 67
25	H	South Fla.	57 71					59	H	Houston	83 77	108	A	Saint Louis	66 77
								69	A	South Dakota	64 61	119	A	Little Rock	74 61
								76	H	Belmont	65 90	132	H	Cincinnati	64 51
								100	A	Tulane	39 70	146	N	Binghamton	60 55
								100	H	Tulane	63 72	151	A	Wichita St.	67 62
												187	A	SMU	70 74
												190	H	Arkansas St.	68 58
												191	A	Temple	75 76
												196	H	Oral Roberts	41 53
												198	H	Memphis	48 69
												204	A	East Carolina	67 73
												216	A	North Texas	43 66
												271	H	UMKC	76 52
												339	H	Ark. -Pine Bluff	87 37
LAST 12 Division I GAMES:															
59	H	Houston	83 77	1	A	UConn	60 78	198	H	Memphis	48 69				
187	A	SMU	70 74	204	A	East Carolina	67 73	132	H	Cincinnati	64 51				
191	A	Temple	75 76	100	H	Tulane	63 72	151	A	Wichita St.	67 62				
25	H	South Fla.	57 71												
45	H	UCF	44 47												
100	A	Tulane	39 70												

Non-Div I Games: Alas. Anchorage 53 **59**

Tul sa

Average RPI Win:	210	WON-LOST	WINNING	LAST 10	STRENGTH OF	OPP. STRENGTH	TEAM	ADJ.	CONF.	ADJ CONF.
Average RPI Loss:	155	RECORD	PCT. RANK	GAMES	SCHEDULE	OF SCHEDULE	RPI	RPI	RPI	RPI
DIV. I ONLY	19- 3	9	9- 1	217	209	68	68	18	18	
DIV. I NON-CONF.	9- 2	33	0- 0	304	210	108	108	19	19	

TOTALS	RPI 1-25	RPI 26-50	W-L RECORDS	RPI 51-100	RPI 101-999	RPI 201+				
19- 3	0- 0	1- 0	OVERALL	1- 1	17- 2	10- 0				
9- 1	0- 0	1- 0	HOME	1- 0	7- 1	5- 0				
9- 1	0- 0	0- 0	AWAY	0- 0	9- 1	4- 0				
1- 1	0- 0	0- 0	NEUTRAL	0- 1	1- 0	1- 0				
9- 2	0- 0	0- 0	NON-CONFERENCE	0- 1	9- 1	5- 0				
5- 0	0- 0	0- 0	HOME	0- 0	5- 0	3- 0				
3- 1	0- 0	0- 0	AWAY	0- 0	3- 1	1- 0				
1- 1	0- 0	0- 0	NEUTRAL	0- 1	1- 0	1- 0				
10- 1	0- 0	1- 0	CONFERENCE	1- 0	8- 1	5- 0				
4- 1	0- 0	1- 0	HOME	1- 0	2- 1	2- 0				
6- 0	0- 0	0- 0	AWAY	0- 0	6- 0	3- 0				
0- 0	0- 0	0- 0	NEUTRAL	0- 0	0- 0	0- 0				

RPI 1-25				RPI 26-50				RPI 51-100				RPI 101+			
RPI	S	Opponent	Score	RPI	S	Opponent	Score	RPI	S	Opponent	Score	RPI	S	Opponent	Score
				43	H	Western Ky.	79 61	66	N	Indiana	63 71	123	A	Middle Tenn.	59 51
								93	H	Rice	70 63	138	A	South Ala.	78 66
												149	H	Samford	77 53
												153	A	UTEP	84 64
												161	H	Southern Ill.	76 66
												176	A	Louisiana Tech	66 61
												184	A	High Point	77 61
												198	A	Memphis	62 64
												200	H	Southern Miss.	63 80
												207	N	UC Santa Barbara	67 54
												216	H	North Texas	68 52
												225	H	Fla. Atlantic	90 57
												260	A	Appalachian St.	70 59
												278	A	Old Dominion	74 61
												302	H	Alabama St.	61 44
												308	A	FIU	71 61
												317	H	Alabama A&M	85 58
												326	A	Marshall	69 62
												337	H	Mississippi Val.	87 72
LAST 12 Division I GAMES:															
				93	H	Rice	70 63	216	H	North Texas	68 52				
				326	A	Marshall	69 62	200	H	Southern Miss.	63 80				
				176	A	Louisiana Tech	66 61	43	H	Western Ky.	79 61				
				153	A	UTEP	84 64	123	A	Middle Tenn.	59 51				
				225	H	Fla. Atlantic	90 57	278	A	Old Dominion	74 61				
				308	A	FIU	71 61	138	A	South Ala.	78 66				

Non-Div I Games: Tuskegee 105 50 Miles 85 42

UAB

Loss, Non-Conf, S Site, H Home A Away N Neutral

Through Games Of Feb. 15, 2018											
Average RPI Win: 205		WON-LOST RECORD		WINNING PCT. RANK		LAST 10 GAMES		STRENGTH OF SCHEDULE		OPP. STRENGTH OF SCHEDULE	
Average RPI Loss: 97										TEAM RPI	
ADJ. RPI		CONF. RPI		ADJ. CONF. RPI							
DIV. I ONLY		21- 4		13		9- 1		221		144	
DIV. I NON-CONF.		10- 3		52		0- 0		152		64	
TOTALS		RPI 1-25		RPI 26-50		W-L RECORDS		RPI 51-100		RPI 101-999	
21- 4		0- 0		0- 2		OVERALL		2- 1		19- 1	
12- 1		0- 0		0- 1		HOME		1- 0		11- 0	
8- 3		0- 0		0- 1		AWAY		1- 1		7- 1	
1- 0		0- 0		0- 0		NEUTRAL		0- 0		1- 0	
10- 3		0- 0		0- 2		NON-CONFERENCE		2- 1		8- 0	
5- 1		0- 0		0- 1		HOME		1- 0		4- 0	
4- 2		0- 0		0- 1		AWAY		1- 1		3- 0	
1- 0		0- 0		0- 0		NEUTRAL		0- 0		1- 0	
11- 1		0- 0		0- 0		CONFERENCE		0- 0		11- 1	
7- 0		0- 0		0- 0		HOME		0- 0		7- 0	
4- 1		0- 0		0- 0		AWAY		0- 0		4- 1	
0- 0		0- 0		0- 0		NEUTRAL		0- 0		0- 0	

RPI 1-25				RPI 26-50				RPI 51-100				RPI 101+			
RPI	S	Opponent	Score	RPI	S	Opponent	Score	RPI	S	Opponent	Score	RPI	S	Opponent	Score
				45	H	UCF	55 62	70	A	Saint Mary's (CA)	74 50	118	N	Yale	71 61
				49	A	Oregon St.	47 61	74	A	Fordham	62 70	121	H	Portland St.	79 67
								88	H	Washington St.	91 76	151	H	San Francisco	72 55
												154	A	Cal Poly	80 76
												154	H	Cal Poly	85 77
												159	A	UC Irvine	76 67
												164	A	Pacific	90 58
												207	A	UC Santa Barbara	68 61
												207	H	UC Santa Barbara	69 63
												218	A	CSUN	71 75
												218	H	CSUN	72 46
												221	A	Seattle U	79 53
												226	H	UC Riverside	74 63
												232	H	Pepperdine	69 64
												254	H	Hawaii	76 52
												272	H	Sacramento St.	79 72
												316	H	Cal St. Fullerton	67 53
												319	A	Long Beach St.	83 71
												319	H	Long Beach St.	79 49
												327	A	Southern Utah	85 59
LAST 12 Division I GAMES:															
				319	H	Long Beach St.	79 49	316	H	Cal St. Fullerton	67 53				
				218	H	CSUN	72 46	154	A	Cal Poly	80 76				
				154	H	Cal Poly	85 77	207	A	UC Santa Barbara	68 61				
				218	A	CSUN	71 75	226	H	UC Riverside	74 63				
				319	A	Long Beach St.	83 71	254	H	Hawaii	76 52				
				207	H	UC Santa Barbara	69 63	159	A	UC Irvine	76 67				

Non-Div I Games:

UC Irvine				Through Games Of Feb. 15, 2018							
Average RPI	Win:	252	WON-LOST RECORD	WINNING PCT. RANK	LAST 10 GAMES	STRENGTH OF SCHEDULE	OPP. STRENGTH OF SCHEDULE	TEAM RPI	ADJ. RPI	CONF. RPI	ADJ CONF. RPI
Average RPI	Loss:	130									
DIV. I ONLY			16- 8	81	9- 1	297	199	159	159	21	21
DIV. I NON-CONF.			7- 6	165	1- 0	292	235	217	217	20	20

TOTALS		RPI 1-25		RPI 26-50		W-L RECORDS		RPI 51-100		RPI 101-999	RPI 201+
16- 8		0- 0		0- 0		OVERALL		0- 3		16- 5	15- 1
8- 3		0- 0		0- 0		HOME		0- 1		8- 2	7- 0
8- 3		0- 0		0- 0		AWAY		0- 2		8- 1	8- 0
0- 2		0- 0		0- 0		NEUTRAL		0- 0		0- 2	0- 1
7- 6		0- 0		0- 0		NON-CONFERENCE		0- 2		7- 4	7- 1
3- 2		0- 0		0- 0		HOME		0- 0		3- 2	3- 0
4- 2		0- 0		0- 0		AWAY		0- 2		4- 0	4- 0
0- 2		0- 0		0- 0		NEUTRAL		0- 0		0- 2	0- 1
9- 2		0- 0		0- 0		CONFERENCE		0- 1		9- 1	8- 0
5- 1		0- 0		0- 0		HOME		0- 1		5- 0	4- 0
4- 1		0- 0		0- 0		AWAY		0- 0		4- 1	4- 0
0- 0		0- 0		0- 0		NEUTRAL		0- 0		0- 0	0- 0

RPI 1-25				RPI 26-50				RPI 51-100				RPI 101+ Team's RPI: 159			
RPI	S	Opponent	Score	RPI	S	Opponent	Score	RPI	S	Opponent	Score	RPI	S	Opponent	Score
								65	H	UC Davis	67 76	121	H	Portland St.	72 82
								87	A	New Mexico	61 83	151	N	Wichita St.	53 76
								92	A	UNLV	54 73	154	A	Cal Poly	76 79
												154	H	Cal Poly	107 66
												155	H	Idaho St.	72 78
												207	H	UC Santa Barbara	77 74
												213	N	Illinois	59 65
												218	H	CSUN	56 47
												221	A	Seattle U	84 79
												222	A	CSU Bakersfield	72 59
												226	A	UC Riverside	81 71
												226	H	UC Riverside	76 63
												232	H	Pepperdine	75 74
												248	A	San Diego St.	67 65
												254	A	Hawaii	74 67
												254	H	Hawaii	70 66
												295	H	Utah St.	87 84
												313	H	Portland	63 52
												316	A	Cal St. Fullerton	76 60
												319	A	Long Beach St.	100 81
												327	A	Southern Utah	71 64

LAST 12 Division I GAMES:															
				154	H	Cal Poly	107 66	254	H	Hawaii	70 66				
				226	H	UC Riverside	76 63	154	A	Cal Poly	76 79				
				319	A	Long Beach St.	100 81	207	H	UC Santa Barbara	77 74				
				316	A	Cal St. Fullerton	76 60	254	A	Hawaii	74 67				
				218	H	CSUN	56 47	65	H	UC Davis	67 76				
				226	A	UC Riverside	81 71	222	A	CSU Bakersfield	72 59				

Non-Div I Games: Chapman 92 57

Average RPI Win:	222	WON-LOST	WINNING	LAST 10	STRENGTH OF	OPP. STRENGTH	TEAM	ADJ.	CONF.	ADJ CONF.
Average RPI Loss:	124	RECORD	PCT. RANK	GAMES	SCHEDULE	OF SCHEDULE	RPI	RPI	RPI	RPI
DIV. I ONLY	8- 18	272	4- 6	100	142	226	226	21	21	
DIV. I NON-CONF.	3- 11	289	0- 0	40	41	191	191	20	20	

TOTALS	RPI 1-25	RPI 26-50	W-L RECORDS	RPI 51-100	RPI 101-999	RPI 201+				
8- 18	0- 2	0- 3	OVERALL	1- 2	7- 11	6- 3				
6- 5	0- 0	0- 1	HOME	0- 0	6- 4	6- 0				
1- 11	0- 2	0- 2	AWAY	0- 2	1- 5	0- 2				
1- 2	0- 0	0- 0	NEUTRAL	1- 0	0- 2	0- 1				
3- 11	0- 2	0- 3	NON-CONFERENCE	1- 1	2- 5	1- 1				
1- 3	0- 0	0- 1	HOME	0- 0	1- 2	1- 0				
1- 6	0- 2	0- 2	AWAY	0- 1	1- 1	0- 0				
1- 2	0- 0	0- 0	NEUTRAL	1- 0	0- 2	0- 1				
5- 7	0- 0	0- 0	CONFERENCE	0- 1	5- 6	5- 2				
5- 2	0- 0	0- 0	HOME	0- 0	5- 2	5- 0				
0- 5	0- 0	0- 0	AWAY	0- 1	0- 4	0- 2				
0- 0	0- 0	0- 0	NEUTRAL	0- 0	0- 0	0- 0				

RPI 1-25				RPI 26-50				RPI 51-100				RPI 101+ Team's RPI: 226			
RPI	S	Opponent	Score	RPI	S	Opponent	Score	RPI	S	Opponent	Score	RPI	S	Opponent	Score
8	A	UCLA	48 68	35	A	Arizona St.	48 73	65	A	UC Davis	63 74	102	A	Iowa St.	66 89
12	A	Stanford	43 53	39	A	Minnesota	75 101	69	A	South Dakota	66 75	147	A	Fresno St.	68 56
				50	H	Southern Cal i forni a	46 64	92	N	UNLV	95 88	150	H	Loyol a Marymount	59 67
												153	H	UTEP	62 73
												154	A	Cal Poly	73 91
												154	H	Cal Poly	82 87
												159	A	UC Irvi ne	63 76
												159	H	UC Irvi ne	71 81
												187	N	SMU	51 73
												207	H	UC Santa Barbara	84 76
												218	A	CSUN	55 60
												218	H	CSUN	69 58
												222	H	CSU Bakersfi eld	68 65
												254	A	Hawai i	57 63
												254	H	Hawai i	79 57
												272	N	Sacramento St.	72 99
												316	H	Cal St. Fullerton	63 50
												319	H	Long Beach St.	77 53

LAST 12 Division I GAMES:															
218	H	CSUN	69 58	218	A	CSUN	55 60								
159	A	UC Irvi ne	63 76	254	H	Hawai i	79 57								
207	H	UC Santa Barbara	84 76	316	H	Cal St. Fullerton	63 50								
154	A	Cal Poly	73 91	65	A	UC Davis	63 74								
254	A	Hawai i	57 63	319	H	Long Beach St.	77 53								
159	H	UC Irvi ne	71 81	154	H	Cal Poly	82 87								

Non-Div I Games:

UC Riverside

Loss,
Non-Conf,
S Site,
H Home
A Away
N Neutral

Average RPI Win:	270	WON-LOST	WINNING	LAST 10	STRENGTH OF	OPP. STRENGTH	TEAM	ADJ.	CONF.	ADJ CONF.
Average RPI Loss:	139	RECORD	PCT. RANK	GAMES	SCHEDULE	OF SCHEDULE	RPI	RPI	RPI	RPI
DIV. I ONLY	10- 14	219	5- 5	154	245	207	207	21	21	
DIV. I NON-CONF.	3- 9	280	0- 0	89	251	222	222	20	20	

TOTALS	RPI 1-25	RPI 26-50	W-L RECORDS	RPI 51-100	RPI 101-999	RPI 201+				
10- 14	0- 1	0- 1	OVERALL	0- 4	10- 8	9- 5				
5- 5	0- 0	0- 0	HOME	0- 1	5- 4	4- 3				
5- 8	0- 1	0- 1	AWAY	0- 2	5- 4	5- 2				
0- 1	0- 0	0- 0	NEUTRAL	0- 1	0- 0	0- 0				
3- 9	0- 1	0- 1	NON-CONFERENCE	0- 2	3- 5	3- 3				
1- 3	0- 0	0- 0	HOME	0- 0	1- 3	1- 2				
2- 5	0- 1	0- 1	AWAY	0- 1	2- 2	2- 1				
0- 1	0- 0	0- 0	NEUTRAL	0- 1	0- 0	0- 0				
7- 5	0- 0	0- 0	CONFERENCE	0- 2	7- 3	6- 2				
4- 2	0- 0	0- 0	HOME	0- 1	4- 1	3- 1				
3- 3	0- 0	0- 0	AWAY	0- 1	3- 2	3- 1				
0- 0	0- 0	0- 0	NEUTRAL	0- 0	0- 0	0- 0				

RPI 1-25				RPI 26-50				RPI 51-100				RPI 101+ Team's RPI: 207			
RPI	S	Opponent	Score	RPI	S	Opponent	Score	RPI	S	Opponent	Score	RPI	S	Opponent	Score
8	A	UCLA	44 74	49	A	Oregon St.	49 74	65	A	UC Davis	63 69	147	H	Fresno St.	57 64
								65	H	UC Davis	61 68	150	A	Loyola Marymount	61 67
								68	N	UAB	54 67	154	H	Cal Poly	73 68
								70	A	Saint Mary's (CA)	59 89	159	A	UC Irvine	74 77
												208	H	San Diego	58 71
												218	A	CSUN	74 73
												218	H	CSUN	30 48
												221	H	Seattle U	71 77
												226	A	UC Riverside	76 84
												239	A	New Mexico St.	77 47
												248	H	San Diego St.	77 64
												254	H	Hawaii	71 61
												286	A	Santa Clara	63 68
												315	A	Northern Ariz.	96 93
												316	A	Cal St. Fullerton	59 52
												316	H	Cal St. Fullerton	78 59
												319	A	Long Beach St.	90 74
												319	H	Long Beach St.	51 44

LAST 12 Division I GAMES:															
316	H	Cal St. Fullerton	78 59	319	A	Long Beach St.	90 74	65	H	UC Davis	61 68				
316	A	Cal St. Fullerton	59 52	65	H	UC Davis	61 68	159	A	UC Irvine	74 77				
226	A	UC Riverside	76 84	218	A	CSUN	74 73	154	H	Cal Poly	73 68				
254	H	Hawaii	71 61	319	H	Long Beach St.	51 44								
218	H	CSUN	30 48												
65	A	UC Davis	63 69												

Non-Div I Games:

UC Santa Barbara

Average RPI Win:	165	WON-LOST	WINNING	LAST 10	STRENGTH OF	OPP. STRENGTH	TEAM	ADJ.	CONF.	ADJ CONF.
Average RPI Loss:	66	RECORD	PCT. RANK	GAMES	SCHEDULE	OF SCHEDULE	RPI	RPI	RPI	RPI
DIV. I ONLY	17- 8	74	7- 3	54	71	45	45	8	8	
DIV. I NON-CONF.	8- 5	111	0- 0	54	139	63	63	7	7	

TOTALS	RPI 1-25	RPI 26-50	W-L RECORDS	RPI 51-100	RPI 101-999	RPI 201+				
17- 8	0- 3	0- 0	OVERALL	3- 3	14- 2	2- 0				
9- 3	0- 1	0- 0	HOME	2- 2	7- 0	1- 0				
8- 5	0- 2	0- 0	AWAY	1- 1	7- 2	1- 0				
0- 0	0- 0	0- 0	NEUTRAL	0- 0	0- 0	0- 0				
8- 5	0- 0	0- 0	NON-CONFERENCE	2- 3	6- 2	2- 0				
4- 2	0- 0	0- 0	HOME	1- 2	3- 0	1- 0				
4- 3	0- 0	0- 0	AWAY	1- 1	3- 2	1- 0				
0- 0	0- 0	0- 0	NEUTRAL	0- 0	0- 0	0- 0				
9- 3	0- 3	0- 0	CONFERENCE	1- 0	8- 0	0- 0				
5- 1	0- 1	0- 0	HOME	1- 0	4- 0	0- 0				
4- 2	0- 2	0- 0	AWAY	0- 0	4- 0	0- 0				
0- 0	0- 0	0- 0	NEUTRAL	0- 0	0- 0	0- 0				

RPI	S	Opponent	Score	RPI	S	Opponent	Score	RPI	S	Opponent	Score	RPI	S	Opponent	Score
1	A	UConn	44 80					56	H	El on	57 71	115	A	Chattanooga	58 57
1	H	UConn	37 55					61	H	Mercer	64 73	132	A	Cincinnati	50 38
25	A	South Fla.	45 62					65	A	UC Davis	62 55	142	H	UNI	53 43
								67	H	IUPUI	63 59	149	A	Samford	51 58
								72	A	Virginia Tech	69 86	151	H	Wichita St.	59 53
								100	H	Tulane	59 51	164	A	Pacific	74 78
												167	H	Davidson	62 54
												171	A	Tulsa	47 44
												187	A	SMU	60 42
												187	H	SMU	58 43
												191	A	Temple	64 57
												191	H	Temple	76 46
												195	A	Boston U.	47 32
												198	H	Memphis	61 41
												224	A	Gardner-Webb	65 30
												320	H	Ga. Southern	62 38

LAST 12 Division I GAMES:															
191	A	Temple	64 57	100	H	Tulane	59 51								
1	H	UConn	37 55	25	A	South Fla.	45 62								
198	H	Memphis	61 41	1	A	UConn	44 80								
132	A	Cincinnati	50 38	151	H	Wichita St.	59 53								
171	A	Tulsa	47 44	187	A	SMU	60 42								
187	H	SMU	58 43	191	H	Temple	76 46								

Non-Div I Games:

UCF

Average RPI Win: 110
Average RPI Loss: 17

WON-LOST
RECORD

WINNING
PCT. RANK

LAST 10
GAMES

STRENGTH OF
SCHEDULE

OPP. STRENGTH
OF SCHEDULE

TEAM
RPI

ADJ.
RPI

CONF.
RPI

ADJ CONF.
RPI

DIV. I ONLY	21- 4	13	10- 0	14	6	8	8	5	5
DIV. I NON-CONF.	9- 2	33	0- 0	31	13	16	16	3	3
TOTALS	RPI 1-25	RPI 26-50	W-L RECORDS	RPI 51-100	RPI 101-999	RPI 201+			
21- 4	2- 3	7- 1	OVERALL	5- 0	7- 0	5- 0			
11- 2	2- 2	4- 0	HOME	0- 0	5- 0	5- 0			
8- 2	0- 1	2- 1	AWAY	4- 0	2- 0	0- 0			
2- 0	0- 0	1- 0	NEUTRAL	1- 0	0- 0	0- 0			
9- 2	1- 1	1- 1	NON-CONFERENCE	3- 0	4- 0	4- 0			
5- 1	1- 1	0- 0	HOME	0- 0	4- 0	4- 0			
2- 1	0- 0	0- 1	AWAY	2- 0	0- 0	0- 0			
2- 0	0- 0	1- 0	NEUTRAL	1- 0	0- 0	0- 0			
12- 2	1- 2	6- 0	CONFERENCE	2- 0	3- 0	1- 0			
6- 1	1- 1	4- 0	HOME	0- 0	1- 0	1- 0			
6- 1	0- 1	2- 0	AWAY	2- 0	2- 0	0- 0			
0- 0	0- 0	0- 0	NEUTRAL	0- 0	0- 0	0- 0			

RPI	S	Opponent	Score	RPI	S	Opponent	Score	RPI	S	Opponent	Score	RPI	S	Opponent	Score
1	H	UConn	60 78	35	H	Arizona St.	71 63	74	A	Fordham	67 30	143	A	Colorado	93 55
5	H	Baylor	82 68	37	N	Creighton	72 63	84	N	Kansas St.	64 55	175	A	Washington	86 69
9	H	Oregon	61 70	38	A	California	82 46	88	A	Washington St.	79 71	207	H	UC Santa Barbara	74 44
12	A	Stanford	65 76	38	H	California	60 52	94	A	Utah	81 74	226	H	UC Riverside	68 48
12	H	Stanford	64 53	47	A	Oklahoma St.	72 87	99	A	Seton Hall	77 68	251	H	San Jose St.	129 69
				49	H	Oregon St.	84 49					277	H	Presbyterian	76 40
				50	A	Southern California	84 70					280	H	Arizona	69 46
				50	H	Southern California	59 46								
LAST 12 Division I GAMES:															
				35	H	Arizona St.	71 63	12	H	Stanford	64 53				
				280	H	Arizona	69 46	38	H	California	60 52				
				50	A	Southern California	84 70	143	A	Colorado	93 55				
				50	H	Southern California	59 46	94	A	Utah	81 74				
				88	A	Washington St.	79 71	9	H	Oregon	61 70				
				175	A	Washington	86 69	49	H	Oregon St.	84 49				

Non-Div I Games:

UCLA

Average RPI Win: 80
Average RPI Loss: 0

WON-LOST
RECORD

WINNING
PCT. RANK

LAST 10
GAMES

STRENGTH OF
SCHEDULE

OPP. STRENGTH
OF SCHEDULE

TEAM
RPI

ADJ.
RPI

CONF.
RPI

ADJ CONF.
RPI

DIV. I ONLY	25- 0	1	10- 0	3	3	1	1	8	8
DIV. I NON-CONF.	13- 0	1	3- 0	1	1	1	1	7	7
TOTALS	RPI 1-25	RPI 26-50	W-L RECORDS	RPI 51-100	RPI 101-999	RPI 201+			
25- 0	9- 0	4- 0	OVERALL	4- 0	8- 0	2- 0			
10- 0	3- 0	2- 0	HOME	1- 0	4- 0	0- 0			
11- 0	5- 0	1- 0	AWAY	1- 0	4- 0	2- 0			
4- 0	1- 0	1- 0	NEUTRAL	2- 0	0- 0	0- 0			
13- 0	8- 0	2- 0	NON-CONFERENCE	2- 0	1- 0	1- 0			
4- 0	3- 0	1- 0	HOME	0- 0	0- 0	0- 0			
5- 0	4- 0	0- 0	AWAY	0- 0	1- 0	1- 0			
4- 0	1- 0	1- 0	NEUTRAL	2- 0	0- 0	0- 0			
12- 0	1- 0	2- 0	CONFERENCE	2- 0	7- 0	1- 0			
6- 0	0- 0	1- 0	HOME	1- 0	4- 0	0- 0			
6- 0	1- 0	1- 0	AWAY	1- 0	3- 0	1- 0			
0- 0	0- 0	0- 0	NEUTRAL	0- 0	0- 0	0- 0			

RPI	S	Opponent	Score	RPI	S	Opponent	Score	RPI	S	Opponent	Score	RPI	S	Opponent	Score
2	H	Notre Dame	80 71	29	N	Oklahoma	88 64	57	N	Duquesne	104 52	132	H	Cincinnati	106 65
4	H	Louisville	69 58	38	H	California	82 47	59	A	Houston	95 35	151	H	Wichita St.	124 43
8	A	UCLA	78 60	45	A	UCF	55 37	63	N	Michigan St.	96 62	171	H	Tulsa	78 60
11	A	Texas	75 71	45	H	UCF	80 44	100	H	Tulane	98 45	191	A	Temple	113 57
12	N	Stanford	78 53									198	A	Memphis	93 36
15	A	South Carolina	83 58									198	H	Memphis	97 49
19	H	Maryland	97 72									202	A	Nevada	88 57
22	A	DePaul	103 69									204	A	East Carolina	96 35
25	A	South Fla.	100 49												
LAST 12 Division I GAMES:															
4	H	Louisville	69 58	198	A	Memphis	93 36	191	A	Temple	113 57	171	H	Tulsa	78 60
151	H	Wichita St.	124 43	45	A	UCF	55 37	11	A	Texas	75 71	59	A	Houston	95 35
132	H	Cincinnati	106 65	15	A	South Carolina	83 58	45	H	UCF	80 44				
100	H	Tulane	98 45												

Non-Div I Games:

UConn

U
M
B
C

UMBC

Average RPI Win: 318

Average RPI Loss: 174

WON-LOST
RECORD

WINNING
PCT. RANK

LAST 10
GAMES

STRENGTH OF
SCHEDULE

OPP. STRENGTH
OF SCHEDULE

TEAM
RPI

ADJ.
RPI

CONF.
RPI

ADJ CONF.
RPI

DIV. I ONLY

DIV. I NON-CONF.

2- 23

0- 12

341

337

2- 8

0- 0

156

224

271

269

324

341

324

341

20

24

20

24

TOTALS

RPI 1-25

RPI 26-50

W-L RECORDS

RPI 51-100

RPI 101-999

RPI 201+

2- 23

0- 0

0- 1

OVERALL

0- 5

2- 17

2- 10

1- 10

0- 0

0- 0

HOME

0- 3

1- 7

1- 4

1- 11

0- 0

0- 1

AWAY

0- 2

1- 8

1- 4

0- 2

0- 0

0- 0

NEUTRAL

0- 0

0- 2

0- 2

0- 12

0- 0

0- 1

NON-CONFERENCE

0- 2

0- 9

0- 7

0- 4

0- 0

0- 0

HOME

0- 1

0- 3

0- 2

0- 6

0- 0

0- 1

AWAY

0- 1

0- 4

0- 3

0- 2

0- 0

0- 0

NEUTRAL

0- 0

0- 2

0- 2

2- 11

0- 0

0- 0

CONFERENCE

0- 3

2- 8

2- 3

1- 6

0- 0

0- 0

HOME

0- 2

1- 4

1- 2

1- 5

0- 0

0- 0

AWAY

0- 1

1- 4

1- 1

0- 0

0- 0

0- 0

NEUTRAL

0- 0

0- 0

0- 0

RPI 1-25

RPI 26-50

RPI 51-100

RPI 101+

Team's RPI: 324

RPI S Opponent Score

RPI S Opponent Score

RPI S Opponent Score

RPI S Opponent Score

31 A Princeton 40 77

55 H American 48 61

74 A Fordham 46 55

80 H Albany (NY) 75 78

83 A Maine 36 69

83 H Maine 50 64

110 A George Mason 38 58

146 A Binghamton 51 81

146 H Binghamton 53 68

157 A Hartford 54 65

177 H Denver 48 70

178 A New Hampshire 51 56

178 H New Hampshire 46 51

205 A Stony Brook 49 53

205 H Stony Brook 44 69

210 H Columbia 44 60

240 A Hofstra 55 71

256 N St. Bonaventure 54 63

259 A Towson 64 95

275 N North Dakota St. 53 67

279 A UMES 43 66

281 H LIU Brooklyn 52 66

290 A Vermont 52 51

290 H Vermont 58 72

345 H UMass Lowell 66 54

LAST 12 Division I GAMES:

205 A Stony Brook 49 53

178 H New Hampshire 46 51

146 H Binghamton 53 68

290 A Vermont 52 51

205 H Stony Brook 44 69

83 A Maine 36 69

146 A Binghamton 51 81

80 H Albany (NY) 75 78

157 A Hartford 54 65

345 H UMass Lowell 66 54

83 H Maine 50 64

290 H Vermont 58 72

Non-Div I Games:

Gettysburg

72 45

UMBC

Loss, Non-Conf, S Site, H Home A Away N Neutral

Page 305

UMES				Through Games Of Feb. 15, 2018							
Average RPI Win:		308	WON-LOST RECORD	WINNING PCT. RANK	LAST 10 GAMES	STRENGTH OF SCHEDULE	OPP. STRENGTH OF SCHEDULE	TEAM RPI	ADJ. RPI	CONF. RPI	ADJ CONF. RPI
Average RPI Loss:		166									
DIV. I ONLY		6- 15	281	5- 5	210	306	279	279	30	30	
DIV. I NON-CONF.		1- 8	313	0- 0	94	128	275	275	30	30	

TOTALS		RPI 1-25	RPI 26-50		W-L RECORDS		RPI 51-100	RPI 101-999	RPI 201+		
6- 15		0- 1	0- 1		OVERALL		0- 2	6- 11	6- 6		
4- 4		0- 0	0- 0		HOME		0- 0	4- 4	4- 2		
2- 10		0- 1	0- 1		AWAY		0- 2	2- 6	2- 4		
0- 1		0- 0	0- 0		NEUTRAL		0- 0	0- 1	0- 0		
1- 8		0- 1	0- 1		NON-CONFERENCE		0- 2	1- 4	1- 2		
1- 1		0- 0	0- 0		HOME		0- 0	1- 1	1- 1		
0- 6		0- 1	0- 1		AWAY		0- 2	0- 2	0- 1		
0- 1		0- 0	0- 0		NEUTRAL		0- 0	0- 1	0- 0		
5- 7		0- 0	0- 0		CONFERENCE		0- 0	5- 7	5- 4		
3- 3		0- 0	0- 0		HOME		0- 0	3- 3	3- 1		
2- 4		0- 0	0- 0		AWAY		0- 0	2- 4	2- 3		
0- 0		0- 0	0- 0		NEUTRAL		0- 0	0- 0	0- 0		

RPI 1-25				RPI 26-50				RPI 51-100				RPI 101+ Team's RPI: 279			
RPI	S	Opponent	Score	RPI	S	Opponent	Score	RPI	S	Opponent	Score	RPI	S	Opponent	Score
14	A	Buffalo	41 76	32	A	Syracuse	45 68	72	A	Virginia Tech	52 90	110	A	George Mason	68 82
								97	A	Wake Forest	50 92	126	A	Bethune-Cookman	61 73
												126	H	Bethune-Cookman	48 55
												146	N	Binghamton	51 68
												199	H	Hampton	65 70
												204	A	East Carolina	54 64
												217	H	N. C. A&T	45 57
												252	A	Howard	83 79
												252	H	Howard	58 52
												261	A	Morgan St.	50 63
												273	H	Mt. St. Mary's	63 66
												305	A	Coppin St.	63 69
												314	A	South Carolina St.	51 54
												324	H	UMBC	66 43
												335	H	N. C. Central	84 73
												342	A	Savannah St.	68 56
												343	H	Florida A&M	87 70

LAST 12 Division I GAMES:															
252	A	Howard	83 79	217	H	N. C. A&T	45 57	314	A	South Carolina St.	51 54	126	A	Bethune-Cookman	61 73
126	A	Bethune-Cookman	61 73	342	A	Savannah St.	68 56	126	H	Bethune-Cookman	48 55	343	H	Florida A&M	87 70
343	H	Florida A&M	87 70	199	H	Hampton	65 70	261	A	Morgan St.	50 63	305	A	Coppin St.	63 69
305	A	Coppin St.	63 69	252	H	Howard	58 52					252	H	Howard	58 52
252	H	Howard	58 52									335	H	N. C. Central	84 73
335	H	N. C. Central	84 73												

Non-Div I Games: Wesley 97 30 Alas. Anchorage 59 **69** Valley Forge 92 38

UMES

Loss, **Non-Conf**, **S Site**, **H Home** **A Away** **N Neutral**

Average RPI Win: 250	WON-LOST RECORD	WINNING PCT. RANK	LAST 10 GAMES	STRENGTH OF SCHEDULE	OPP. STRENGTH OF SCHEDULE	TEAM RPI	ADJ. RPI	CONF. RPI	ADJ CONF. RPI
Average RPI Loss: 188									
DIV. I ONLY	5- 17	305	4- 6	171	299	271	271	31	31
DIV. I NON-CONF.	1- 11	331	0- 1	151	115	292	292	31	31

TOTALS	RPI 1-25	RPI 26-50	W-L RECORDS	RPI 51-100	RPI 101-999	RPI 201+			
5- 17	0- 0	0- 1	OVERALL	0- 1	5- 15	4- 8			
1- 6	0- 0	0- 1	HOME	0- 0	1- 5	1- 3			
3- 11	0- 0	0- 0	AWAY	0- 1	3- 10	3- 5			
1- 0	0- 0	0- 0	NEUTRAL	0- 0	1- 0	0- 0			
1- 11	0- 0	0- 1	NON-CONFERENCE	0- 1	1- 9	0- 2			
0- 3	0- 0	0- 1	HOME	0- 0	0- 2	0- 0			
0- 8	0- 0	0- 0	AWAY	0- 1	0- 7	0- 2			
1- 0	0- 0	0- 0	NEUTRAL	0- 0	1- 0	0- 0			
4- 6	0- 0	0- 0	CONFERENCE	0- 0	4- 6	4- 6			
1- 3	0- 0	0- 0	HOME	0- 0	1- 3	1- 3			
3- 3	0- 0	0- 0	AWAY	0- 0	3- 3	3- 3			
0- 0	0- 0	0- 0	NEUTRAL	0- 0	0- 0	0- 0			

RPI 1-25	RPI 26-50	RPI 51-100	RPI 101+	Team's RPI: 271
RPI S Opponent Score	RPI S Opponent Score	RPI S Opponent Score	RPI S Opponent Score	RPI S Opponent Score
	34 H Northern Colo. 73 88	60 A Nebraska 60 80	101 A Western Ill. 71 90	
			102 A Iowa St. 45 61	
			151 A Wi chi ta St. 63 72	
			166 A Kansas 48 63	
			171 A Tul sa 52 76	
			177 H Denver 68 77	
			182 N Stetson 67 50	
			196 H Oral Roberts 73 76	
			221 A Seattle U 62 66	
			221 H Seattle U 58 62	
			222 A CSU Bakersfi eld 60 58	
			222 H CSU Bakersfi eld 62 76	
			225 A Fla. Atlantic 55 65	
			239 A New Mexico St. 62 70	
			255 A Illinois St. 53 64	
			268 A Grand Canyon 62 59	
			268 H Grand Canyon 84 82	
			311 A UTRGV 54 52	
			328 A Utah Valley 65 68	
			328 H Utah Valley 59 66	
LAST 12 Division I GAMES:				
	328 A Utah Valley 65 68	222 A CSU Bakersfi eld 60 58		
	221 A Seattle U 62 66	221 H Seattle U 58 62		
	222 H CSU Bakersfi eld 62 76	328 H Utah Valley 59 66		
	268 H Grand Canyon 84 82	311 A UTRGV 54 52		
	239 A New Mexico St. 62 70	225 A Fla. Atlantic 55 65		
	268 A Grand Canyon 62 59	182 N Stetson 67 50		

Non-Div I Games: Lincoln (MO) 98 41 Harris-Stowe 114 59 Cent. Christian Bib.90 10

UMKC

Loss, Non-Conf, S Site, H Home A Away N Neutral

Average RPI Win: 283

Average RPI Loss: 216

WON-LOST
RECORDWINNING
PCT. RANKLAST 10
GAMESSTRENGTH OF
SCHEDULEOPP. STRENGTH
OF SCHEDULETEAM
RPIADJ.
RPICONF.
RPIADJ CONF.
RPIDIV. I ONLY
DIV. I NON-CONF.3- 22
2- 10332
3001- 9
0- 0327
348305
346345
348345
34820
2420
24

TOTALS

RPI 1-25

RPI 26-50

W-L RECORDS

RPI 51-100

RPI 101-999

RPI 201+

3- 22

0- 0

0- 0

OVERALL

0- 4

3- 18

3- 14

2- 9

0- 0

0- 0

HOME

0- 2

2- 7

2- 5

1- 13

0- 0

0- 0

AWAY

0- 2

1- 11

1- 9

0- 0

0- 0

0- 0

NEUTRAL

0- 0

0- 0

0- 0

2- 10

0- 0

0- 0

NON-CONFERENCE

0- 0

2- 10

2- 10

1- 4

0- 0

0- 0

HOME

0- 0

1- 4

1- 4

1- 6

0- 0

0- 0

AWAY

0- 0

1- 6

1- 6

0- 0

0- 0

0- 0

NEUTRAL

0- 0

0- 0

0- 0

1- 12

0- 0

0- 0

CONFERENCE

0- 4

1- 8

1- 4

1- 5

0- 0

0- 0

HOME

0- 2

1- 3

1- 1

0- 7

0- 0

0- 0

AWAY

0- 2

0- 5

0- 3

0- 0

0- 0

0- 0

NEUTRAL

0- 0

0- 0

0- 0

RPI 1-25

RPI 26-50

RPI 51-100

RPI 101+

Team's RPI: 345

RPI S Opponent Score

RPI S Opponent Score

RPI S Opponent Score

RPI S Opponent Score

80 Albany (NY) 60 93

80 Albany (NY) 52 61

83 Maine 65 70

83 Maine 51 69

146 Binghamton 46 76

157 Hartford 56 78

157 Hartford 42 81

178 New Hampshire 45 66

205 Stony Brook 50 59

205 Stony Brook 60 63

210 Columbia 77 70

220 Texas Tech 65 93

247 Holy Cross 56 84

258 Fairfield 67 78

261 Morgan St. 59 65

262 Colgate 64 84

270 Cornell 53 71

276 Fairleigh Dickinson 51 60

283 Massachusetts 63 73

290 Vermont 55 63

290 Vermont 65 60

324 UMBC 54 66

331 Rhode Island 64 81

347 Longwood 82 84

348 Saint Peter's 66 60

LAST 12 Division I GAMES:

83 Maine 65 70 205 Stony Brook 50 59

290 Vermont 65 60 146 Binghamton 46 76

205 Stony Brook 60 63 80 Albany (NY) 52 61

80 Albany (NY) 60 93 178 New Hampshire 45 66

83 Maine 51 69 324 UMBC 54 66

157 Hartford 56 78 157 Hartford 42 81

Non-Div I Games:

Fisher

102 47

UMass Lowell

Average RPI Win:	256	WON-LOST	WINNING	LAST 10	STRENGTH OF	OPP. STRENGTH	TEAM	ADJ.	CONF.	ADJ CONF.
Average RPI Loss:	174	RECORD	PCT. RANK	GAMES	SCHEDULE	OF SCHEDULE	RPI	RPI	RPI	RPI
DIV. I ONLY	12- 11	162	8- 2	274	285	223	223	27	27	
DIV. I NON-CONF.	2- 8	290	0- 0	259	165	303	303	28	28	

TOTALS	RPI 1-25	RPI 26-50	W-L RECORDS	RPI 51-100	RPI 101-999	RPI 201+				
12- 11	0- 1	0- 0	OVERALL	1- 1	11- 9	9- 3				
5- 7	0- 0	0- 0	HOME	1- 1	4- 6	4- 1				
7- 4	0- 1	0- 0	AWAY	0- 0	7- 3	5- 2				
0- 0	0- 0	0- 0	NEUTRAL	0- 0	0- 0	0- 0				
2- 8	0- 1	0- 0	NON-CONFERENCE	0- 1	2- 6	2- 2				
1- 4	0- 0	0- 0	HOME	0- 1	1- 3	1- 0				
1- 4	0- 1	0- 0	AWAY	0- 0	1- 3	1- 2				
0- 0	0- 0	0- 0	NEUTRAL	0- 0	0- 0	0- 0				
10- 3	0- 0	0- 0	CONFERENCE	1- 0	9- 3	7- 1				
4- 3	0- 0	0- 0	HOME	1- 0	3- 3	3- 1				
6- 0	0- 0	0- 0	AWAY	0- 0	6- 0	4- 0				
0- 0	0- 0	0- 0	NEUTRAL	0- 0	0- 0	0- 0				

RPI 1-25				RPI 26-50				RPI 51-100				RPI 101+ Team's RPI: 223			
RPI	S	Opponent	Score	RPI	S	Opponent	Score	RPI	S	Opponent	Score	RPI	S	Opponent	Score
20	A	NC State	55 87					61	H	Mercer	56 67	123	H	Middle Tenn.	57 72
								89	H	Liberty	48 41	139	A	Radford	67 56
												139	H	Radford	48 64
												167	A	Davidson	50 58
												170	H	Charlotte	47 51
												174	H	Furman	63 71
												184	A	High Point	78 59
												184	H	High Point	45 58
												224	A	Gardner-Webb	61 60
												249	A	Campbell	60 52
												260	H	Appalachian St.	69 60
												277	H	Presbyterian	74 76
												284	A	USC Upstate	76 70
												299	A	Wofford	68 70
												303	A	Western Caro.	52 62
												306	A	Charleston So.	78 61
												306	H	Charleston So.	71 69
												341	A	Winthrop	70 48
												341	H	Winthrop	63 51
												347	H	Longwood	82 52

LAST 12 Division I GAMES:															
				306	H	Charleston So.	71 69	306	A	Charleston So.	78 61				
				184	A	High Point	78 59	341	A	Winthrop	70 48				
				139	H	Radford	48 64	89	H	Liberty	48 41				
				341	H	Winthrop	63 51	347	H	Longwood	82 52				
				224	A	Gardner-Webb	61 60	139	A	Radford	67 56				
				277	H	Presbyterian	74 76	184	H	High Point	45 58				

Non-Div I Games: Warren Wilson 100 53

UNC Asheville

■ Loss,
 ■ Non-Conf,
 ■ Site,
 ■ Home
 ■ Away
 N Neutral

Average RPI Win: 255
Average RPI Loss: 154

WON-LOST
RECORD

WINNING
PCT. RANK

LAST 10
GAMES

STRENGTH OF
SCHEDULE

OPP. STRENGTH
OF SCHEDULE

TEAM
RPI

ADJ.
RPI

CONF.
RPI

ADJ CONF.
RPI

DIV. I ONLY	8- 15	254	5- 5	168	219	230	230	17	17
DIV. I NON-CONF.	3- 8	268	0- 0	209	301	260	260	16	16
TOTALS	RPI 1-25	RPI 26-50	W-L RECORDS	RPI 51-100	RPI 101-999	RPI 201+			
8- 15	0- 1	0- 1	OVERALL	0- 1	8- 12	6- 4			
4- 5	0- 0	0- 0	HOME	0- 0	4- 5	2- 2			
4- 10	0- 1	0- 1	AWAY	0- 1	4- 7	4- 2			
0- 0	0- 0	0- 0	NEUTRAL	0- 0	0- 0	0- 0			
3- 8	0- 1	0- 1	NON-CONFERENCE	0- 0	3- 6	3- 4			
1- 3	0- 0	0- 0	HOME	0- 0	1- 3	1- 2			
2- 5	0- 1	0- 1	AWAY	0- 0	2- 3	2- 2			
0- 0	0- 0	0- 0	NEUTRAL	0- 0	0- 0	0- 0			
5- 7	0- 0	0- 0	CONFERENCE	0- 1	5- 6	3- 0			
3- 2	0- 0	0- 0	HOME	0- 0	3- 2	1- 0			
2- 5	0- 0	0- 0	AWAY	0- 1	2- 4	2- 0			
0- 0	0- 0	0- 0	NEUTRAL	0- 0	0- 0	0- 0			

RPI S Opponent Score	RPI S Opponent Score	RPI S Opponent Score	RPI S Opponent Score
18 A Duke 54 85	30 A Virginia 50 68	61 A Mercer 57 80	Team's RPI: 230
			RPI S Opponent Score
			115 A Chattanooga 42 49
			115 H Chattanooga 57 73
			131 A ETSU 52 60
			131 H ETSU 65 61
			139 A Radford 53 56
			149 A Samford 48 56
			149 H Samford 53 60
			174 A Furman 54 55
			174 H Furman 76 74
			184 H High Point 72 81
			203 A Norfolk St. 63 64
			249 H Campbell 61 72
			266 A Coastal Caro. 60 54
			277 A Presbyterian 64 57
			287 H VCU 74 61
			293 A Eastern Ky. 59 70
			298 H Murray St. 52 63
			299 A Wofford 81 75
			299 H Wofford 66 51
			303 A Western Caro. 88 67
LAST 12 Division I GAMES:			
149 H Samford 53 60	149 A Samford 48 56		
299 A Wofford 81 75	61 A Mercer 57 80		
174 A Furman 54 55	174 H Furman 76 74		
115 H Chattanooga 57 73	299 H Wofford 66 51		
131 H ETSU 65 61	131 A ETSU 52 60		
303 A Western Caro. 88 67	115 A Chattanooga 42 49		

Non-Div I Games: Greensboro 82 34 Tuscul um 69 71 Lees-McRae 78 62 Southern Wesleyan 96 35
UNCG

Loss, Non-Conf, S Site, H Home A Away N Neutral

UNCWUNCW

UNCW

Page 311

Average RPI Win:	230	WON-LOST	WINNING	LAST 10	STRENGTH OF	OPP. STRENGTH	TEAM	ADJ.	CONF.	ADJ CONF.
Average RPI Loss:	97	RECORD	PCT. RANK	GAMES	SCHEDULE	OF SCHEDULE	RPI	RPI	RPI	RPI
DIV. I ONLY	12- 11	162	7- 3	177	117	142	142	24	24	
DIV. I NON-CONF.	3- 7	254	0- 0	29	3	125	125	22	22	

TOTALS	RPI 1-25	RPI 26-50	W-L RECORDS	RPI 51-100	RPI 101-999	RPI 201+				
12- 11	0- 1	0- 3	OVERALL	2- 2	10- 5	8- 1				
6- 3	0- 1	0- 0	HOME	0- 1	6- 1	4- 0				
5- 8	0- 0	0- 3	AWAY	1- 1	4- 4	4- 1				
1- 0	0- 0	0- 0	NEUTRAL	1- 0	0- 0	0- 0				
3- 7	0- 1	0- 3	NON-CONFERENCE	2- 1	1- 2	0- 1				
1- 2	0- 1	0- 0	HOME	0- 1	1- 0	0- 0				
1- 5	0- 0	0- 3	AWAY	1- 0	0- 2	0- 1				
1- 0	0- 0	0- 0	NEUTRAL	1- 0	0- 0	0- 0				
9- 4	0- 0	0- 0	CONFERENCE	0- 1	9- 3	8- 0				
5- 1	0- 0	0- 0	HOME	0- 0	5- 1	4- 0				
4- 3	0- 0	0- 0	AWAY	0- 1	4- 2	4- 0				
0- 0	0- 0	0- 0	NEUTRAL	0- 0	0- 0	0- 0				

RPI 1-25				RPI 26-50				RPI 51-100				RPI 101+				Team's RPI: 142
RPI	S	Opponent	Score	RPI	S	Opponent	Score	RPI	S	Opponent	Score	RPI	S	Opponent	Score	
17	H	Iowa	47 71	36	A	South Dakota St.	47 57	67	H	IUPUI	48 54	102	H	Iowa St.	57 53	
				37	A	Creighton	78 89	73	N	Wyoming	55 40	107	A	Missouri St.	52 62	
				45	A	UCF	43 53	84	A	Kansas St.	72 71	107	H	Missouri St.	52 57	
								86	A	Drake	64 81	161	A	Southern Ill.	53 60	
												161	H	Southern Ill.	71 63	
												162	A	North Dakota	72 80	
												238	A	Omaha	74 78	
												250	A	Bradley	51 40	
												255	A	Illinois St.	58 36	
												269	A	Indiana St.	56 46	
												269	H	Indiana St.	59 53	
												285	H	Valparaiso	77 56	
												309	H	Loyola Chicago	70 41	
												349	A	Evansville	85 60	
												349	H	Evansville	65 41	

LAST 12 Division I GAMES:																
				349	A	Evansville	85 60	86	A	Drake	64 81					
				269	A	Indiana St.	56 46	269	H	Indiana St.	59 53					
				161	H	Southern Ill.	71 63	349	H	Evansville	65 41					
				107	H	Missouri St.	52 57	107	A	Missouri St.	52 62					
				255	A	Illinois St.	58 36	161	A	Southern Ill.	53 60					
				250	A	Bradley	51 40	285	H	Valparaiso	77 56					

Non-Div I Games: Wis.-Parkside 92 62

UNI

Average RPI	Win:	204	WON-LOST	WINNING	LAST 10	STRENGTH OF	OPP. STRENGTH	TEAM	ADJ.	CONF.	ADJ CONF.
Average RPI	Loss:	79	RECORD	PCT. RANK	GAMES	SCHEDULE	OF SCHEDULE	RPI	RPI	RPI	RPI
DIV. I ONLY		15- 9		100	8- 2	89	107	92	92	16	16
DIV. I NON-CONF.		5- 6		187	0- 0	7	69	84	84	14	14

TOTALS	RPI 1-25		RPI 26-50		W-L RECORDS	RPI 51-100		RPI 101-999		RPI 201+	
15- 9	0- 3		1- 2		OVERALL	1- 1		13- 3		9- 1	
9- 4	0- 1		0- 2		HOME	0- 0		9- 1		5- 0	
6- 3	0- 1		1- 0		AWAY	1- 1		4- 1		4- 0	
0- 2	0- 1		0- 0		NEUTRAL	0- 0		0- 1		0- 1	
5- 6	0- 3		1- 2		NON-CONFERENCE	0- 0		4- 1		2- 1	
4- 3	0- 1		0- 2		HOME	0- 0		4- 0		2- 0	
1- 1	0- 1		1- 0		AWAY	0- 0		0- 0		0- 0	
0- 2	0- 1		0- 0		NEUTRAL	0- 0		0- 1		0- 1	
10- 3	0- 0		0- 0		CONFERENCE	1- 1		9- 2		7- 0	
5- 1	0- 0		0- 0		HOME	0- 0		5- 1		3- 0	
5- 2	0- 0		0- 0		AWAY	1- 1		4- 1		4- 0	
0- 0	0- 0		0- 0		NEUTRAL	0- 0		0- 0		0- 0	

RPI 1-25				RPI 26-50				RPI 51-100				RPI 101+			
RPI	S	Opponent	Score	RPI	S	Opponent	Score	RPI	S	Opponent	Score	RPI	S	Opponent	Score
3	H	Mississippi St.	63 103	32	H	Syracuse	55 69	73	A	Wyoming	56 69	113	H	Colorado St.	56 52
12	A	Stanford	33 74	39	H	Minnesota	72 79	87	A	New Mexico	68 66	121	H	Portland St.	88 80
14	N	Buffalo	53 80	44	A	Gonzaga	52 50					147	H	Fresno St.	72 74
												159	H	UC Irvine	73 54
												165	A	Boise St.	60 69
												165	H	Boise St.	77 54
												202	H	Nevada	77 75
												226	N	UC Riverside	88 95
												240	H	Hofstra	68 52
												248	A	San Diego St.	75 64
												251	A	San Jose St.	80 53
												251	H	San Jose St.	79 60
												268	H	Grand Canyon	76 47
												295	A	Utah St.	63 54
												307	A	Air Force	67 59
												307	H	Air Force	69 57

LAST 12 Division I GAMES:															
307	A	Air Force	67 59	147	H	Fresno St.	72 74								
73	A	Wyoming	56 69	113	H	Colorado St.	56 52								
202	H	Nevada	77 75	87	A	New Mexico	68 66								
165	H	Boise St.	77 54	307	H	Air Force	69 57								
251	A	San Jose St.	80 53	295	A	Utah St.	63 54								
248	A	San Diego St.	75 64	251	H	San Jose St.	79 60								

Non-Div I Games:

UNLV

Average RPI Win:	292	WON-LOST	WINNING	LAST 10	STRENGTH OF	OPP. STRENGTH	TEAM	ADJ.	CONF.	ADJ CONF.
Average RPI Loss:	169	RECORD	PCT. RANK	GAMES	SCHEDULE	OF SCHEDULE	RPI	RPI	RPI	RPI
DIV. I ONLY	7- 16	274	4- 6	204	304	284	284	22	22	
DIV. I NON-CONF.	2- 10	300	0- 0	207	334	329	329	21	21	

TOTALS	RPI 1-25	RPI 26-50	W-L RECORDS	RPI 51-100	RPI 101-999	RPI 201+				
7- 16	0- 0	0- 3	OVERALL	0- 2	7- 11	6- 8				
5- 7	0- 0	0- 1	HOME	0- 1	5- 5	4- 4				
2- 9	0- 0	0- 2	AWAY	0- 1	2- 6	2- 4				
0- 0	0- 0	0- 0	NEUTRAL	0- 0	0- 0	0- 0				
2- 10	0- 0	0- 1	NON-CONFERENCE	0- 1	2- 8	2- 6				
2- 4	0- 0	0- 0	HOME	0- 0	2- 4	2- 3				
0- 6	0- 0	0- 1	AWAY	0- 1	0- 4	0- 3				
0- 0	0- 0	0- 0	NEUTRAL	0- 0	0- 0	0- 0				
5- 6	0- 0	0- 2	CONFERENCE	0- 1	5- 3	4- 2				
3- 3	0- 0	0- 1	HOME	0- 1	3- 1	2- 1				
2- 3	0- 0	0- 1	AWAY	0- 0	2- 2	2- 1				
0- 0	0- 0	0- 0	NEUTRAL	0- 0	0- 0	0- 0				

RPI 1-25				RPI 26-50				RPI 51-100				RPI 101+ Team's RPI : 284			
RPI	S	Opponent	Score	RPI	S	Opponent	Score	RPI	S	Opponent	Score	RPI	S	Opponent	Score
				47	A	Oklahoma St.	71 108	72	A	Virginia Tech	56 87	133	A	William & Mary	63 83
				48	A	FGCU	60 93	90	H	Jacksonville	45 71	174	H	Furman	59 80
				48	H	FGCU	44 88					182	A	Stetson	61 62
												182	H	Stetson	69 64
												204	A	East Carolina	53 66
												223	H	UNC Asheville	70 76
												224	A	Gardner-Webb	39 60
												229	H	North Florida	61 65
												238	H	Omaha	66 69
												249	A	Campbell	49 69
												264	A	Lipscomb	78 97
												264	H	Lipscomb	80 64
												277	H	Presbyterian	69 83
												301	A	Kennesaw St.	70 64
												301	H	Kennesaw St.	65 61
												314	H	South Carolina St.	63 44
												335	H	N.C. Central	66 61
												344	A	NJIT	95 57
LAST 12 Division I GAMES:															
				182	H	Stetson	69 64	90	H	Jacksonville	45 71				
				48	H	FGCU	44 88	229	H	North Florida	61 65				
				264	H	Lipscomb	80 64	48	A	FGCU	60 93				
				301	A	Kennesaw St.	70 64	182	A	Stetson	61 62				
				264	A	Lipscomb	78 97	344	A	NJIT	95 57				
				301	H	Kennesaw St.	65 61	335	H	N.C. Central	66 61				

Non-Div I Games: Brevard 109 39 Converse 71 51 Bob Jones 79 45

USC Upstate

Average RPI Win:	237	WON-LOST	WINNING	LAST 10	STRENGTH OF	OPP. STRENGTH	TEAM	ADJ.	CONF.	ADJ CONF.
Average RPI Loss:	144	RECORD	PCT. RANK	GAMES	SCHEDULE	OF SCHEDULE	RPI	RPI	RPI	RPI
DIV. I ONLY	15- 10	115	7- 3	296	178	179	179	23	23	
DIV. I NON-CONF.	6- 5	153	0- 0	221	65	155	155	23	23	

TOTALS	RPI 1-25	RPI 26-50	W-L RECORDS	RPI 51-100	RPI 101-999	RPI 201+				
15- 10	0- 0	0- 0	OVERALL	0- 4	15- 6	8- 2				
11- 2	0- 0	0- 0	HOME	0- 1	11- 1	4- 0				
4- 8	0- 0	0- 0	AWAY	0- 3	4- 5	4- 2				
0- 0	0- 0	0- 0	NEUTRAL	0- 0	0- 0	0- 0				
6- 5	0- 0	0- 0	NON-CONFERENCE	0- 4	6- 1	2- 0				
5- 1	0- 0	0- 0	HOME	0- 1	5- 0	1- 0				
1- 4	0- 0	0- 0	AWAY	0- 3	1- 1	1- 0				
0- 0	0- 0	0- 0	NEUTRAL	0- 0	0- 0	0- 0				
9- 5	0- 0	0- 0	CONFERENCE	0- 0	9- 5	6- 2				
6- 1	0- 0	0- 0	HOME	0- 0	6- 1	3- 0				
3- 4	0- 0	0- 0	AWAY	0- 0	3- 4	3- 2				
0- 0	0- 0	0- 0	NEUTRAL	0- 0	0- 0	0- 0				

RPI 1-25				RPI 26-50				RPI 51-100				RPI 101+ Team's RPI: 179			
RPI	S	Opponent	Score	RPI	S	Opponent	Score	RPI	S	Opponent	Score	RPI	S	Opponent	Score
								59	H	Houston	58 62	104	A	Arkansas	57 91
								64	A	Georgia Tech	52 80	119	A	Little Rock	57 59
								84	A	Kansas St.	56 70	136	H	Texas St.	61 59
								94	A	Utah	41 71	138	H	South Ala.	63 76
												147	H	Fresno St.	67 54
												151	H	San Francisco	56 54
												169	H	Louisiana	63 61
												180	H	Troy	76 57
												187	H	SMU	58 55
												190	A	Arkansas St.	80 85
												196	H	Oral Roberts	70 46
												260	A	Appalachian St.	64 60
												260	H	Appalachian St.	49 48
												266	A	Coastal Caro.	76 89
												266	H	Coastal Caro.	65 63
												296	A	UTSA	69 68
												312	H	Incarnate Word	61 48
												320	A	Ga. Southern	68 73
												321	A	Georgia St.	81 76
												338	A	La.-Monroe	80 53
												338	H	La.-Monroe	70 61
LAST 12 Division I GAMES:															
				338	A	La.-Monroe	80 53	338	H	La.-Monroe	70 61				
				136	H	Texas St.	61 59	169	H	Louisiana	63 61				
				266	H	Coastal Caro.	65 63	190	A	Arkansas St.	80 85				
				260	H	Appalachian St.	49 48	119	A	Little Rock	57 59				
				320	A	Ga. Southern	68 73	138	H	South Ala.	63 76				
				321	A	Georgia St.	81 76	180	H	Troy	76 57				

Non-Div I Games:

UT Arlington

Average RPI Win:	268	WON-LOST	WINNING	LAST 10	STRENGTH OF	OPP. STRENGTH	TEAM	ADJ.	CONF.	ADJ CONF.
Average RPI Loss:	134	RECORD	PCT. RANK	GAMES	SCHEDULE	OF SCHEDULE	RPI	RPI	RPI	RPI
DIV. I ONLY	13- 12	167	8- 2	199	251	183	183	25	25	
DIV. I NON-CONF.	2- 8	290	0- 0	110	75	265	265	27	27	

TOTALS	RPI 1-25	RPI 26-50	W-L RECORDS	RPI 51-100	RPI 101-999	RPI 201+				
13- 12	0- 1	0- 1	OVERALL	0- 2	13- 8	11- 2				
8- 3	0- 0	0- 0	HOME	0- 1	8- 2	7- 1				
5- 7	0- 1	0- 1	AWAY	0- 0	5- 5	4- 1				
0- 2	0- 0	0- 0	NEUTRAL	0- 1	0- 1	0- 0				
2- 8	0- 1	0- 1	NON-CONFERENCE	0- 1	2- 5	2- 0				
2- 1	0- 0	0- 0	HOME	0- 0	2- 1	2- 0				
0- 5	0- 1	0- 1	AWAY	0- 0	0- 3	0- 0				
0- 2	0- 0	0- 0	NEUTRAL	0- 1	0- 1	0- 0				
11- 4	0- 0	0- 0	CONFERENCE	0- 1	11- 3	9- 2				
6- 2	0- 0	0- 0	HOME	0- 1	6- 1	5- 1				
5- 2	0- 0	0- 0	AWAY	0- 0	5- 2	4- 1				
0- 0	0- 0	0- 0	NEUTRAL	0- 0	0- 0	0- 0				

RPI 1-25				RPI 26-50				RPI 51-100				RPI 101+				Team's RPI: 183
RPI	S	Opponent	Score	RPI	S	Opponent	Score	RPI	S	Opponent	Score	RPI	S	Opponent	Score	
4	A	Louisville	56 91	41	A	Purdue	58 60	70	N	Saint Mary's (CA)	58 69	115	A	Chattanooga	82 87	
								76	H	Belmont	63 65	148	A	SIUE	70 73	
												148	H	SIUE	72 64	
												161	A	Southern Ill.	72 84	
												163	N	Eastern Wash.	58 61	
												190	A	Arkansas St.	73 84	
												192	H	Northwestern	63 71	
												197	A	Jacksonville St.	61 57	
												209	H	Morehead St.	76 81	
												217	H	N.C. A&T	76 63	
												228	H	Southeast Mo. St.	72 65	
												237	A	Austin Peay	62 69	
												237	H	Austin Peay	100 66	
												293	A	Eastern Ky.	72 54	
												293	H	Eastern Ky.	77 49	
												298	A	Murray St.	97 80	
												298	H	Murray St.	85 67	
												300	A	Tennessee Tech	67 51	
												303	H	Western Caro.	62 54	
												332	H	Tennessee St.	80 68	
												346	A	Eastern Ill.	72 44	

LAST 12 Division I GAMES:																
148	H	SIUE	72 64	197	A	Jacksonville St.	61 57	148	A	SIUE	70 73	346	A	Eastern Ill.	72 44	
228	H	Southeast Mo. St.	72 65	209	H	Morehead St.	76 81	293	H	Eastern Ky.	77 49	298	A	Murray St.	97 80	
293	A	Eastern Ky.	72 54	298	H	Murray St.	85 67	298	H	Murray St.	85 67	300	A	Tennessee Tech	67 51	
298	H	Murray St.	85 67	237	H	Austin Peay	100 66	293	H	Eastern Ky.	77 49	303	H	Western Caro.	62 54	
237	H	Austin Peay	100 66	300	A	Tennessee Tech	67 51	298	A	Murray St.	97 80	332	H	Tennessee St.	80 68	
300	A	Tennessee Tech	67 51									346	A	Eastern Ill.	72 44	

Non-Div I Games: Rhodes 90 49 Ala.-Huntsville 104 73

UT Martin

Loss,
Non-Conf,
S Site,
H Home
A Away
N Neutral

Average RPI Win:	231	WON-LOST	WINNING	LAST 10	STRENGTH OF	OPP. STRENGTH	TEAM	ADJ.	CONF.	ADJ CONF.
Average RPI Loss:	163	RECORD	PCT. RANK	GAMES	SCHEDULE	OF SCHEDULE	RPI	RPI	RPI	RPI
DIV. I ONLY	14- 10	127	4- 6	184	264	153	153	18	18	
DIV. I NON-CONF.	9- 4	82	1- 0	214	305	113	113	19	19	

TOTALS	RPI 1-25	RPI 26-50	W-L RECORDS	RPI 51-100	RPI 101-999	RPI 201+				
14- 10	0- 0	0- 0	OVERALL	0- 4	14- 6	11- 3				
7- 4	0- 0	0- 0	HOME	0- 2	7- 2	5- 0				
5- 6	0- 0	0- 0	AWAY	0- 2	5- 4	5- 3				
2- 0	0- 0	0- 0	NEUTRAL	0- 0	2- 0	1- 0				
9- 4	0- 0	0- 0	NON-CONFERENCE	0- 2	9- 2	7- 1				
5- 1	0- 0	0- 0	HOME	0- 1	5- 0	4- 0				
2- 3	0- 0	0- 0	AWAY	0- 1	2- 2	2- 1				
2- 0	0- 0	0- 0	NEUTRAL	0- 0	2- 0	1- 0				
5- 6	0- 0	0- 0	CONFERENCE	0- 2	5- 4	4- 2				
2- 3	0- 0	0- 0	HOME	0- 1	2- 2	1- 0				
3- 3	0- 0	0- 0	AWAY	0- 1	3- 2	3- 2				
0- 0	0- 0	0- 0	NEUTRAL	0- 0	0- 0	0- 0				

U
T
E
PU
T
E
P

RPI 1-25				RPI 26-50				RPI 51-100				RPI 101+ Team's RPI: 153			
RPI	S	Opponent	Score	RPI	S	Opponent	Score	RPI	S	Opponent	Score	RPI	S	Opponent	Score
								68	H	UAB	64 84	104	H	Arkansas	64 61
								87	H	New Mexico	35 59	123	H	Middle Tenn.	45 54
								93	A	Rice	42 56	149	N	Samford	46 33
								100	A	Tulane	56 67	170	H	Charlotte	67 58
												176	H	Louisiana Tech	62 65
												190	A	Arkansas St.	73 76
												204	N	East Carolina	93 79
												216	A	North Texas	50 48
												222	H	CSU Bakersfield	67 56
												225	A	Fla. Atlantic	66 72
												225	H	Fla. Atlantic	75 70
												226	A	UC Riverside	73 62
												233	H	Texas Southern	65 55
												239	A	New Mexico St.	68 76
												243	H	A&M-Corpus Christi	69 49
												296	A	UTSA	66 53
												308	A	FIU	77 76
												316	A	Cal St. Fullerton	92 91
												323	H	Houston Baptist	69 62
												326	A	Marshall	64 66

				LAST 12 Division I GAMES:											
				326	A	Marshall	64 66	225	H	Fla. Atlantic	75 70				
				176	H	Louisiana Tech	62 65	123	H	Middle Tenn.	45 54				
				296	A	UTSA	66 53	170	H	Charlotte	67 58				
				68	H	UAB	64 84	225	A	Fla. Atlantic	66 72				
				216	A	North Texas	50 48	308	A	FIU	77 76				
				93	A	Rice	42 56	226	A	UC Riverside	73 62				

Non-Div I Games:

UTEP

Average RPI Win: 284
Average RPI Loss: 214

WON-LOST
RECORD

WINNING
PCT. RANK

LAST 10
GAMES

STRENGTH OF
SCHEDULE

OPP. STRENGTH
OF SCHEDULE

TEAM
RPI

ADJ.
RPI

CONF.
RPI

ADJ CONF.
RPI

DIV. I ONLY	9- 13	225	2- 8	335	333	311	311	31	31
DIV. I NON-CONF.	7- 5	132	1- 1	322	290	233	233	31	31
<hr/>									
TOTALS	RPI 1-25	RPI 26-50	W-L RECORDS	RPI 51-100	RPI 101-999	RPI 201+			
9- 13	0- 0	0- 2	OVERALL	0- 0	9- 11	9- 10			
8- 5	0- 0	0- 1	HOME	0- 0	8- 4	8- 4			
1- 8	0- 0	0- 1	AWAY	0- 0	1- 7	1- 6			
0- 0	0- 0	0- 0	NEUTRAL	0- 0	0- 0	0- 0			
7- 5	0- 0	0- 2	NON-CONFERENCE	0- 0	7- 3	7- 2			
6- 1	0- 0	0- 1	HOME	0- 0	6- 0	6- 0			
1- 4	0- 0	0- 1	AWAY	0- 0	1- 3	1- 2			
0- 0	0- 0	0- 0	NEUTRAL	0- 0	0- 0	0- 0			
2- 8	0- 0	0- 0	CONFERENCE	0- 0	2- 8	2- 8			
2- 4	0- 0	0- 0	HOME	0- 0	2- 4	2- 4			
0- 4	0- 0	0- 0	AWAY	0- 0	0- 4	0- 4			
0- 0	0- 0	0- 0	NEUTRAL	0- 0	0- 0	0- 0			

RPI	S	Opponent	Score	RPI	S	Opponent	Score	RPI	S	Opponent	Score	RPI	S	Opponent	Score
47	A	Oklahoma St.	38 80	50	H	Southern California	64 71					188	A	Wisconsin	54 82
												220	A	Texas Tech	64 80
												221	A	Seattle U	56 64
												221	H	Seattle U	69 67
												222	A	CSU Bakersfield	30 71
												222	H	CSU Bakersfield	64 67
												239	H	New Mexico St.	77 79
												243	A	A&M-Corpus Christi	41 71
												243	H	A&M-Corpus Christi	56 53
												265	H	Prairie View	78 62
												268	A	Grand Canyon	58 59
												268	H	Grand Canyon	59 65
												271	H	UMKC	52 54
												275	A	North Dakota St.	82 79
												283	H	Massachusetts	67 59
												289	H	Canisius	63 46
												296	H	UTSA	70 58
												328	A	Utah Valley	60 69
												340	H	Chicago St.	81 44
												343	H	Florida A&M	51 38
<hr/>															
LAST 12 Division I GAMES:															
221	H	Seattle U	69 67	328	A	Utah Valley	60 69								
222	A	CSU Bakersfield	30 71	268	H	Grand Canyon	59 65								
268	A	Grand Canyon	58 59	222	H	CSU Bakersfield	64 67								
239	H	New Mexico St.	77 79	271	H	UMKC	52 54								
340	H	Chicago St.	81 44	50	H	Southern California	64 71								
221	A	Seattle U	56 64	289	H	Canisius	63 46								

Non-Div I Games: Texas Lutheran 78 43 Concordia (TX) 67 49 Trinity (TX) 62 57

UTRGV

Loss, Non-Conf, S Site, H Home A Away N Neutral

Average RPI Win:	180	WON-LOST	WINNING	LAST 10	STRENGTH OF	OPP. STRENGTH	TEAM	ADJ.	CONF.	ADJ CONF.
Average RPI Loss:	56	RECORD	PCT. RANK	GAMES	SCHEDULE	OF SCHEDULE	RPI	RPI	RPI	RPI
DIV. I ONLY	15- 10	115	3- 7	105	63	94	94	5	5	
DIV. I NON-CONF.	9- 2	33	0- 0	182	153	49	49	3	3	

TOTALS	RPI 1-25	RPI 26-50	W-L RECORDS	RPI 51-100	RPI 101-999	RPI 201+				
15- 10	0- 3	2- 4	OVERALL	2- 1	11- 2	6- 0				
8- 6	0- 2	1- 3	HOME	1- 0	6- 1	4- 0				
7- 4	0- 1	1- 1	AWAY	1- 1	5- 1	2- 0				
0- 0	0- 0	0- 0	NEUTRAL	0- 0	0- 0	0- 0				
9- 2	0- 0	1- 0	NON-CONFERENCE	1- 1	7- 1	4- 0				
7- 0	0- 0	1- 0	HOME	1- 0	5- 0	3- 0				
2- 2	0- 0	0- 0	AWAY	0- 1	2- 1	1- 0				
0- 0	0- 0	0- 0	NEUTRAL	0- 0	0- 0	0- 0				
6- 8	0- 3	1- 4	CONFERENCE	1- 0	4- 1	2- 0				
1- 6	0- 2	0- 3	HOME	0- 0	1- 1	1- 0				
5- 2	0- 1	1- 1	AWAY	1- 0	3- 0	1- 0				
0- 0	0- 0	0- 0	NEUTRAL	0- 0	0- 0	0- 0				

RPI 1-25				RPI 26-50				RPI 51-100				RPI 101+			
RPI	S	Opponent	Score	RPI	S	Opponent	Score	RPI	S	Opponent	Score	RPI	S	Opponent	Score
8	H	UCLA	74 81	35	A	Arizona St.	58 56	70	H	Saint Mary's (CA)	74 63	128	A	BYU	68 77
9	H	Oregon	68 84	35	H	Arizona St.	81 83	85	A	Alabama	60 65	143	A	Colorado	78 74
12	A	Stanford	49 70	38	A	Cal i forni a	73 84	88	A	Washington St.	81 79	143	H	Colorado	65 69
				41	H	Purdue	81 68					173	A	Weber St.	85 58
				49	H	Oregon St.	58 69					175	A	Washi ngton	74 65
				50	H	Southern Cal i forni a	47 58					179	H	UT Arling ton	71 41

LAST 12 Division I GAMES:															
				38	A	Cal i forni a	73 84	280	A	Ari zona	80 56				
				12	A	Stanford	49 70	35	A	Arizona St.	58 56				
				143	A	Col orado	78 74	50	H	Southern Cal i forni a	47 58				
				143	H	Col orado	65 69	8	H	UCLA	74 81				
				9	H	Oregon	68 84	88	A	Washington St.	81 79				
				49	H	Oregon St.	58 69	175	A	Washi ngton	74 65				

Non-Div I Games:

Utah

Average RPI Win: 181

Average RPI Loss: 169

WON-LOST
RECORDWINNING
PCT. RANKLAST 10
GAMESSTRENGTH OF
SCHEDULEOPP. STRENGTH
OF SCHEDULETEAM
RPIADJ.
RPICONF.
RPIADJ CONF.
RPIDIV. I ONLY
DIV. I NON-CONF.4- 20
1- 9319
3182- 8
0- 0139
216213
333295
321295
32116
1416
14

TOTALS

RPI 1-25

RPI 26-50

W-L RECORDS

RPI 51-100

RPI 101-999

RPI 201+

4- 20

0- 0

0- 1

OVERALL

0- 6

4- 13

2- 6

3- 7

0- 0

0- 0

HOME

0- 4

3- 3

2- 1

1- 11

0- 0

0- 0

AWAY

0- 2

1- 9

0- 4

0- 2

0- 0

0- 1

NEUTRAL

0- 0

0- 1

0- 1

1- 9

0- 0

0- 1

NON-CONFERENCE

0- 1

1- 7

0- 4

0- 3

0- 0

0- 0

HOME

0- 1

0- 2

0- 1

1- 4

0- 0

0- 0

AWAY

0- 0

1- 4

0- 2

0- 2

0- 0

0- 1

NEUTRAL

0- 0

0- 1

0- 1

3- 11

0- 0

0- 0

CONFERENCE

0- 5

3- 6

2- 2

3- 4

0- 0

0- 0

HOME

0- 3

3- 1

2- 0

0- 7

0- 0

0- 0

AWAY

0- 2

0- 5

0- 2

0- 0

0- 0

0- 0

NEUTRAL

0- 0

0- 0

0- 0

RPI 1-25

RPI 26-50

RPI 51-100

RPI 101+

Team's RPI: 295

RPI S Opponent Score

RPI S Opponent Score

RPI S Opponent Score

RPI S Opponent Score

49 N Oregon St. 55 94

73 A Wyoming 44 61

113 A Colorado St. 45 56

73 H Wyoming 46 64

128 A BYU 76 69

87 A New Mexico 47 80

147 A Fresno St. 56 57

87 H New Mexico 50 74

147 H Fresno St. 60 52

92 H UNLV 54 63

155 A Idaho St. 44 64

94 H Utah 44 79

159 A UC Irvine 84 87

165 A Boise St. 60 68

165 H Boise St. 42 64

177 H Denver 72 74

202 H Nevada 79 57

241 N Montana St. 52 64

248 H San Diego St. 62 58

251 A San Jose St. 66 79

280 H Arizona 49 65

307 A Air Force 50 57

327 A Southern Utah 67 70

328 A Utah Valley 43 61

LAST 12 Division I GAMES:

87 H New Mexico 50 74

73 A Wyoming 44 61

165 A Boise St. 60 68

165 H Boise St. 42 64

73 H Wyoming 46 64

202 H Nevada 79 57

87 A New Mexico 47 80

113 A Colorado St. 45 56

147 H Fresno St. 60 52

92 H UNLV 54 63

307 A Air Force 50 57

147 A Fresno St. 56 57

Non-Div I Games:

Dixie St.

92 72

Utah St.

Average RPI Win:	285	WON-LOST	WINNING	LAST 10	STRENGTH OF	OPP. STRENGTH	TEAM	ADJ.	CONF.	ADJ CONF.
Average RPI Loss:	216	RECORD	PCT. RANK	GAMES	SCHEDULE	OF SCHEDULE	RPI	RPI	RPI	RPI
DIV. I ONLY	8- 15	254	4- 6	345	293	328	328	31	31	
DIV. I NON-CONF.	4- 9	249	0- 1	317	278	331	331	31	31	

TOTALS	RPI 1-25	RPI 26-50	W-L RECORDS	RPI 51-100	RPI 101-999	RPI 201+				
8- 15	0- 0	0- 1	OVERALL	0- 0	8- 14	7- 9				
6- 5	0- 0	0- 0	HOME	0- 0	6- 5	5- 4				
2- 10	0- 0	0- 0	AWAY	0- 0	2- 1	2- 1				
0- 0	0- 0	0- 0	NEUTRAL	0- 0	0- 0	0- 0				
4- 9	0- 0	0- 1	NON-CONFERENCE	0- 0	4- 8	3- 3				
4- 2	0- 0	0- 0	HOME	0- 0	4- 2	3- 1				
0- 7	0- 0	0- 1	AWAY	0- 0	0- 6	0- 2				
0- 0	0- 0	0- 0	NEUTRAL	0- 0	0- 0	0- 0				
4- 6	0- 0	0- 0	CONFERENCE	0- 0	4- 6	4- 6				
2- 3	0- 0	0- 0	HOME	0- 0	2- 3	2- 3				
2- 3	0- 0	0- 0	AWAY	0- 0	2- 3	2- 3				
0- 0	0- 0	0- 0	NEUTRAL	0- 0	0- 0	0- 0				

RPI 1-25				RPI 26-50				RPI 51-100				RPI 101+				Team's RPI: 328
RPI	S	Opponent	Score	RPI	S	Opponent	Score	RPI	S	Opponent	Score	RPI	S	Opponent	Score	
				49	A	Oregon St.	41 98					128	A	BYU	54 75	
												154	H	Cal Poly	89 70	
												155	H	Idaho St.	58 70	
												163	A	Eastern Wash.	41 61	
												173	A	Weber St.	57 75	
												177	A	Denver	53 72	
												221	H	Seattle U	75 77	
												222	A	CSU Bakersfield	58 63	
												232	A	Pepperdine	44 71	
												239	A	New Mexico St.	51 59	
												239	H	New Mexico St.	72 82	
												268	A	Grand Canyon	61 81	
												271	A	UMKC	66 59	
												271	H	UMKC	68 65	
												295	H	Utah St.	61 43	
												307	H	Air Force	59 56	
												311	H	UTRGV	69 60	
												313	A	Portland	64 71	
												316	H	Cal St. Fullerton	36 73	
												327	H	Southern Utah	69 61	
												340	A	Chicago St.	68 30	
												340	H	Chicago St.	74 84	

LAST 12 Division I GAMES:																
				239	A	New Mexico St.	51 59	311	H	UTRGV	69 60					
				271	H	UMKC	68 65	340	A	Chicago St.	68 30					
				340	H	Chicago St.	74 84	271	A	UMKC	66 59					
				221	H	Seattle U	75 77	222	A	CSU Bakersfield	58 63					
				268	A	Grand Canyon	61 81	177	A	Denver	53 72					
				239	H	New Mexico St.	72 82	316	H	Cal St. Fullerton	36 73					

Non-Div I Games: Antelope Valley 78 54 Dixie St. 72 63

Utah Valley

Loss, Non-Conf, S Site, H Home A Away N Neutral

Average RPI Win:	274	WON-LOST	WINNING	LAST 10	STRENGTH OF	OPP. STRENGTH	TEAM	ADJ.	CONF.	ADJ CONF.
Average RPI Loss:	146	RECORD	PCT. RANK	GAMES	SCHEDULE	OF SCHEDULE	RPI	RPI	RPI	RPI
DIV. I ONLY	6- 19	300	3- 7	166	198	287	287	12	12	
DIV. I NON-CONF.	3- 9	280	0- 0	261	280	305	305	10	10	

TOTALS	RPI 1-25	RPI 26-50	W-L RECORDS	RPI 51-100	RPI 101-999	RPI 201+				
6- 19	0- 0	0- 2	OVERALL	0- 6	6- 11	5- 6				
4- 7	0- 0	0- 0	HOME	0- 3	4- 4	3- 1				
1- 10	0- 0	0- 0	AWAY	0- 0	1- 0	1- 0				
1- 2	0- 0	0- 0	NEUTRAL	0- 2	1- 0	1- 0				
3- 9	0- 0	0- 1	NON-CONFERENCE	0- 2	3- 6	3- 4				
2- 2	0- 0	0- 0	HOME	0- 0	2- 2	2- 1				
0- 5	0- 0	0- 1	AWAY	0- 0	0- 4	0- 3				
1- 2	0- 0	0- 0	NEUTRAL	0- 2	1- 0	1- 0				
3- 10	0- 0	0- 1	CONFERENCE	0- 4	3- 5	2- 2				
2- 5	0- 0	0- 0	HOME	0- 3	2- 2	1- 0				
1- 5	0- 0	0- 1	AWAY	0- 1	1- 3	1- 2				
0- 0	0- 0	0- 0	NEUTRAL	0- 0	0- 0	0- 0				

RPI	S	Opponent	Score	RPI	S	Opponent	Score	RPI	S	Opponent	Score	RPI	S	Opponent	Score	Team's RPI: 287
39	A	Minnesota	63 108	57	A	Duquesne	71 80	110	H	George Mason	42 65	135	H	Georgetown	59 71	
40	A	Dayton	64 74	57	H	Duquesne	51 70	139	A	Radford	62 79	156	A	Saint Joseph's	41 79	
				61	N	Mercer	54 70	156	H	Saint Joseph's	56 54	194	H	Richmond	68 77	
				71	N	Penn	52 82	203	H	Norfolk St.	52 66	230	A	UNCG	61 74	
				74	H	Fordham	54 64	231	A	La Salle	57 62	256	H	St. Bonaventure	77 75	
				96	H	George Washington	39 61	278	H	Old Dominion	68 39	282	A	UNCW	67 83	
								283	A	Massachusetts	75 79	305	H	Coppin St.	62 47	
								319	N	Long Beach St.	69 59	321	A	Georgia St.	56 61	
								331	A	Rhode Island	61 49					
LAST 12 Division I GAMES:																
110	H	George Mason	42 65	231	A	La Salle	57 62									
256	H	St. Bonaventure	77 75	283	A	Massachusetts	75 79									
57	A	Duquesne	71 80	74	H	Fordham	54 64									
40	A	Dayton	64 74	331	A	Rhode Island	61 49									
156	H	Saint Joseph's	56 54	57	H	Duquesne	51 70									
194	H	Richmond	68 77	96	H	George Washington	39 61									

Non-Div I Games:

VCU

Average RPI Win: 317	WON-LOST RECORD	WINNING PCT. RANK	LAST 10 GAMES	STRENGTH OF SCHEDULE	OPP. STRENGTH OF SCHEDULE	TEAM RPI	ADJ. RPI	CONF. RPI	ADJ CONF. RPI
Average RPI Loss: 162									
DIV. I ONLY	9- 12	215	4- 6	343	258	285	285	24	24
DIV. I NON-CONF.	5- 4	146	0- 0	342	259	238	238	22	22

TOTALS	RPI 1-25	RPI 26-50	W-L RECORDS	RPI 51-100	RPI 101-999	RPI 201+			
9- 12	0- 0	0- 1	OVERALL	0- 3	9- 8	9- 5			
6- 2	0- 0	0- 0	HOME	0- 0	6- 2	6- 2			
3- 10	0- 0	0- 0	AWAY	0- 0	3- 0	3- 0			
0- 0	0- 0	0- 0	NEUTRAL	0- 0	0- 0	0- 0			
5- 4	0- 0	0- 1	NON-CONFERENCE	0- 2	5- 1	5- 1			
3- 0	0- 0	0- 0	HOME	0- 0	3- 0	3- 0			
2- 4	0- 0	0- 1	AWAY	0- 2	2- 1	2- 1			
0- 0	0- 0	0- 0	NEUTRAL	0- 0	0- 0	0- 0			
4- 8	0- 0	0- 0	CONFERENCE	0- 1	4- 7	4- 4			
3- 2	0- 0	0- 0	HOME	0- 0	3- 2	3- 2			
1- 6	0- 0	0- 0	AWAY	0- 1	1- 5	1- 2			
0- 0	0- 0	0- 0	NEUTRAL	0- 0	0- 0	0- 0			

RPI S Opponent	Score	RPI S Opponent	Score	RPI S Opponent	Score	RPI S Opponent	Score	Team's RPI: 285
		41 A Purdue	49 95	86 A Drake	50 86	107 A Missouri St.	60 83	
				89 A Liberty	40 61	142 A UNI	56 77	
				91 A Miami (OH)	68 77	161 A Southern Ill.	63 74	
						206 A Bowling Green	77 90	
						250 A Bradley	58 69	
						250 H Bradley	69 88	
						255 A Illinois St.	55 63	
						255 H Illinois St.	56 50	
						268 H Grand Canyon	80 75	
						269 H Indiana St.	54 67	
						309 A Loyola Chicago	63 53	
						309 H Loyola Chicago	76 60	
						330 H Fort Wayne	68 50	
						340 H Chicago St.	71 60	
						346 A Eastern Ill.	76 67	
						347 A Longwood	81 68	
						349 H Evansville	101 59	

LAST 12 Division I GAMES:								
309 A Loyola Chicago	63 53	107 A Missouri St.	60 83					
255 A Illinois St.	55 63	309 H Loyola Chicago	76 60					
250 A Bradley	58 69	250 H Bradley	69 88					
269 H Indiana St.	54 67	255 H Illinois St.	56 50					
349 H Evansville	101 59	142 A UNI	56 77					
161 A Southern Ill.	63 74	86 A Drake	50 86					

Non-Div I Games: Ind.-Northwest 99 59 Ind.-Kokomo 81 47

Valparaiso

Average RPI Win:	134	WON-LOST	WINNING	LAST 10	STRENGTH OF	OPP. STRENGTH	TEAM	ADJ.	CONF.	ADJ CONF.
Average RPI Loss:	55	RECORD	PCT. RANK	GAMES	SCHEDULE	OF SCHEDULE	RPI	RPI	RPI	RPI
DIV. I ONLY	6- 21	306	2- 8	4	9	129	129	2	2	
DIV. I NON-CONF.	4- 10	267	0- 0	26	16	148	148	2	2	

TOTALS	RPI 1-25	RPI 26-50	W-L RECORDS	RPI 51-100	RPI 101-999	RPI 201+				
6- 21	0- 8	0- 6	OVERALL	2- 3	4- 4	1- 0				
3- 11	0- 6	0- 2	HOME	1- 1	2- 2	1- 0				
3- 8	0- 2	0- 3	AWAY	1- 2	2- 1	0- 0				
0- 2	0- 0	0- 1	NEUTRAL	0- 0	0- 1	0- 0				
4- 10	0- 2	0- 3	NON-CONFERENCE	1- 2	3- 3	1- 0				
2- 5	0- 1	0- 1	HOME	0- 1	2- 2	1- 0				
2- 3	0- 1	0- 1	AWAY	1- 1	1- 0	0- 0				
0- 2	0- 0	0- 1	NEUTRAL	0- 0	0- 1	0- 0				
2- 11	0- 6	0- 3	CONFERENCE	1- 1	1- 1	0- 0				
1- 6	0- 5	0- 1	HOME	1- 0	0- 0	0- 0				
1- 5	0- 1	0- 2	AWAY	0- 1	1- 1	0- 0				
0- 0	0- 0	0- 0	NEUTRAL	0- 0	0- 0	0- 0				

RPI	S	Opponent	Score	RPI	S	Opponent	Score	RPI	S	Opponent	Score	RPI	S	Opponent	Score	Team's RPI: 129
3	H	Mississippi St.	50 95	26	A	Central Mich.	75 92	76	H	Belmont	74 111	102	H	Iowa St.	77 74	
4	A	Louisville	57 79	27	A	LSU	65 85	85	A	Alabama	75 77	103	A	Auburn	60 63	
10	A	Tennessee	73 86	28	A	Georgia	55 67	95	H	Kentucky	70 55	108	A	Saint Louis	74 69	
10	H	Tennessee	64 74	28	H	Georgia	52 81	96	A	George Washington	69 59	123	H	Middle Tenn.	54 65	
15	H	South Carolina	82 95	32	N	Syracuse	78 84	100	A	Tulane	59 71	141	A	Ole Miss	75 72	
16	H	Missouri	70 81	42	H	Ball St.	79 88					188	N	Wisconsin	71 73	
20	H	NC State	72 83									198	H	Memphis	60 71	
21	H	Texas A&M	67 91									264	H	Lipscomb	92 82	

LAST 12 Division I GAMES:																
3	H	Mississippi St.	50 95	85	A	Alabama	75 77									
103	A	Auburn	60 63	15	H	South Carolina	82 95									
28	A	Georgia	55 67	95	H	Kentucky	70 55									
10	H	Tennessee	64 74	16	H	Missouri	70 81									
141	A	Ole Miss	75 72	10	A	Tennessee	73 86									
21	H	Texas A&M	67 91	28	H	Georgia	52 81									

Non-Div I Games:

Vanderbilt

Average RPI Win: 232	WON-LOST RECORD	WINNING PCT. RANK	LAST 10 GAMES	STRENGTH OF SCHEDULE	OPP. STRENGTH OF SCHEDULE	TEAM RPI	ADJ. RPI	CONF. RPI	ADJ CONF. RPI
Average RPI Loss: 177									
DIV. I ONLY	7- 18	284	3- 7	218	230	290	290	20	20
DIV. I NON-CONF.	2- 10	300	0- 0	250	157	333	333	24	24

TOTALS	RPI 1-25	RPI 26-50	W-L RECORDS	RPI 51-100	RPI 101-999	RPI 201+			
7- 18	0- 0	0- 0	OVERALL	1- 5	6- 13	4- 7			
5- 8	0- 0	0- 0	HOME	1- 2	4- 6	3- 2			
2- 10	0- 0	0- 0	AWAY	0- 0	2- 0	1- 0			
0- 0	0- 0	0- 0	NEUTRAL	0- 0	0- 0	0- 0			
2- 10	0- 0	0- 0	NON-CONFERENCE	0- 3	2- 7	2- 4			
2- 5	0- 0	0- 0	HOME	0- 2	2- 3	2- 1			
0- 5	0- 0	0- 0	AWAY	0- 1	0- 4	0- 3			
0- 0	0- 0	0- 0	NEUTRAL	0- 0	0- 0	0- 0			
5- 8	0- 0	0- 0	CONFERENCE	1- 2	4- 6	2- 3			
3- 3	0- 0	0- 0	HOME	1- 0	2- 3	1- 1			
2- 5	0- 0	0- 0	AWAY	0- 2	2- 3	1- 2			
0- 0	0- 0	0- 0	NEUTRAL	0- 0	0- 0	0- 0			

RPI 1-25				RPI 26-50				RPI 51-100				RPI 101+ Team's RPI : 290			
RPI	S	Opponent	Score	RPI	S	Opponent	Score	RPI	S	Opponent	Score	RPI	S	Opponent	Score
								51	A	Mi ami (FL)	49 73	116	A	Dartmouth	56 66
								55	H	Ameri can	62 64	139	H	Northeastern	66 71
								77	H	James Madi son	56 68	146	A	Bi nghamton	38 52
								80	A	Al bany (NY)	55 67	146	H	Bi nghamton	48 62
								80	H	Al bany (NY)	62 57	157	H	Hartford	53 47
								83	A	Maine	55 64	178	A	New Hampshi re	58 53
												178	H	New Hampshi re	49 52
												195	H	Boston U.	41 57
												205	A	Stony Brook	57 80
												210	H	Columbi a	66 73
												247	A	Holy Cross	53 64
												252	H	Howard	88 65
												274	A	Rider	49 64
												291	H	Central Conn. St.	62 48
												308	A	FIU	70 80
												324	A	UMBC	72 58
												324	H	UMBC	51 52
												345	A	UMass Lowel l	60 65
												345	H	UMass Lowel l	63 55
LAST 12 Division I GAMES:															
				146	A	Bi nghamton	38 52	80	A	Al bany (NY)	55 67				
				345	A	UMass Lowel l	60 65	157	H	Hartford	53 47				
				80	H	Al bany (NY)	62 57	178	H	New Hampshi re	49 52				
				178	A	New Hampshi re	58 53	83	A	Maine	55 64				
				324	H	UMBC	51 52	205	A	Stony Brook	57 80				
				146	H	Bi nghamton	48 62	324	A	UMBC	72 58				

Non-Div I Games: Norwich 75 31

Vermont

Average RPI Win:	131	WON-LOST	WINNING	LAST 10	STRENGTH OF	OPP. STRENGTH	TEAM	ADJ.	CONF.	ADJ CONF.
Average RPI Loss:	60	RECORD	PCT. RANK	GAMES	SCHEDULE	OF SCHEDULE	RPI	RPI	RPI	RPI
DIV. I ONLY	20- 5	34	7- 3	57	61	24	24	6	6	
DIV. I NON-CONF.	10- 1	15	0- 1	28	98	9	9	6	6	

TOTALS	RPI 1-25	RPI 26-50	W-L RECORDS	RPI 51-100	RPI 101-999	RPI 201+				
20- 5	2- 0	1- 2	OVERALL	5- 2	12- 1	4- 0				
7- 3	2- 0	0- 1	HOME	2- 1	3- 1	1- 0				
10- 2	0- 0	1- 1	AWAY	1- 1	8- 0	3- 0				
3- 0	0- 0	0- 0	NEUTRAL	2- 0	1- 0	0- 0				
10- 1	1- 0	1- 0	NON-CONFERENCE	2- 1	6- 0	2- 0				
2- 1	1- 0	0- 0	HOME	0- 1	1- 0	0- 0				
5- 0	0- 0	1- 0	AWAY	0- 0	4- 0	2- 0				
3- 0	0- 0	0- 0	NEUTRAL	2- 0	1- 0	0- 0				
10- 4	1- 0	0- 2	CONFERENCE	3- 1	6- 1	2- 0				
5- 2	1- 0	0- 1	HOME	2- 0	2- 1	1- 0				
5- 2	0- 0	0- 1	AWAY	1- 1	4- 0	1- 0				
0- 0	0- 0	0- 0	NEUTRAL	0- 0	0- 0	0- 0				

RPI	S	Opponent	Score	RPI	S	Opponent	Score	RPI	S	Opponent	Score	RPI	S	Opponent	Score
18	H	Duke	64 55	31	A	Princeton	62 59	52	A	St. John's (NY)	64 70	109	A	Butler	69 67
22	H	DePaul	84 58	33	H	Marquette	57 67	52	H	St. John's (NY)	69 52	109	H	Butler	53 76
				37	A	Creighton	54 69	55	N	American	65 60	135	A	Georgetown	60 58
								71	H	Penn	77 79	135	H	Georgetown	68 67
								77	N	James Madison	60 57	156	H	Saint Joseph's	79 44
								99	A	Seton Hall	67 59	157	A	Hartford	71 53
								99	H	Seton Hall	59 53	185	N	Lehigh	62 42
												191	A	Temple	69 65
												193	A	Providence	63 55
												212	A	Xavier	89 50
												212	H	Xavier	75 57
												231	A	La Salle	76 49
												258	A	Fairfield	73 44
LAST 12 Division I GAMES:															
99	H	Seton Hall	59 53	22	H	DePaul	84 58	71	H	Penn	77 79				
52	H	St. John's (NY)	69 52	52	A	St. John's (NY)	64 70	99	A	Seton Hall	67 59				
135	H	Georgetown	68 67					135	A	Georgetown	60 58				
109	A	Butler	69 67					212	H	Xavier	75 57				
212	A	Xavier	89 50												
33	H	Marquette	57 67												

Non-Div I Games:

Villanova

Average RPI Win:	130	WON-LOST	WINNING	LAST 10	STRENGTH OF	OPP. STRENGTH	TEAM	ADJ.	CONF.	ADJ CONF.
Average RPI Loss:	20	RECORD	PCT. RANK	GAMES	SCHEDULE	OF SCHEDULE	RPI	RPI	RPI	RPI
DIV. I ONLY	16- 10	106	6- 4	7	7	30	30	1	1	
DIV. I NON-CONF.	7- 6	165	0- 0	13	25	72	72	1	1	

TOTALS	RPI 1-25	RPI 26-50	W-L RECORDS	RPI 51-100	RPI 101-999	RPI 201+				
16- 10	1- 7	1- 2	OVERALL	6- 1	8- 0	3- 0				
10- 5	0- 3	1- 1	HOME	2- 1	7- 0	3- 0				
4- 5	1- 4	0- 1	AWAY	2- 0	1- 0	0- 0				
2- 0	0- 0	0- 0	NEUTRAL	2- 0	0- 0	0- 0				
7- 6	0- 3	0- 2	NON-CONFERENCE	3- 1	4- 0	3- 0				
5- 3	0- 1	0- 1	HOME	1- 1	4- 0	3- 0				
0- 3	0- 2	0- 1	AWAY	0- 0	0- 0	0- 0				
2- 0	0- 0	0- 0	NEUTRAL	2- 0	0- 0	0- 0				
9- 4	1- 4	1- 0	CONFERENCE	3- 0	4- 0	0- 0				
5- 2	0- 2	1- 0	HOME	1- 0	3- 0	0- 0				
4- 2	1- 2	0- 0	AWAY	2- 0	1- 0	0- 0				
0- 0	0- 0	0- 0	NEUTRAL	0- 0	0- 0	0- 0				

RPI 1-25				RPI 26-50				RPI 51-100				RPI 101+			
RPI	S	Opponent	Score	RPI	S	Opponent	Score	RPI	S	Opponent	Score	RPI	S	Opponent	Score
2	H	Notre Dame	69 83	28	H	Georgi a	61 64	57	H	Duquesne	63 74	106	H	North Carolina	82 70
3	A	Missi ssi ppi St.	53 68	32	H	Syracuse	68 63	64	A	Georgi a Tech	62 56	137	H	Clemson	70 41
4	H	Loui sville	41 77	40	A	Dayton	46 61	66	N	Indi ana	82 72	168	H	Pi ttsburgh	62 50
6	A	Florida St.	62 77					72	A	Vi rgi ni a Tech	64 62	199	H	Hampton	66 62
18	A	Duke	48 55					72	H	Vi rgi ni a Tech	61 52	201	A	Boston Colle ge	68 57
19	H	Maryl and	59 60					79	H	Harvard	50 48	230	H	UNCG	68 50
20	A	NC State	73 63					82	N	Ohi o	77 59	257	H	Manhattan	69 47
23	A	Rutgers	43 52									291	H	Central Conn. St.	103 59

LAST 12 Division I GAMES:															
2	H	Notre Dame	69 83	72	H	Vi rgi ni a Tech	61 52								
72	A	Vi rgi ni a Tech	64 62	18	A	Duke	48 55								
6	A	Florida St.	62 77	201	A	Boston Colle ge	68 57								
4	H	Loui sville	41 77	137	H	Clemson	70 41								
64	A	Georgi a Tech	62 56	20	A	NC State	73 63								
106	H	North Carolina	82 70	32	H	Syracuse	68 63								

Non-Div I Games:

Virginia

Average RPI Win:	163	WON-LOST	WINNING	LAST 10	STRENGTH OF	OPP. STRENGTH	TEAM	ADJ.	CONF.	ADJ CONF.
Average RPI Loss:	42	RECORD	PCT. RANK	GAMES	SCHEDULE	OF SCHEDULE	RPI	RPI	RPI	RPI
DIV. I ONLY	16- 10	106	4- 6	55	41	72	72	1	1	
DIV. I NON-CONF.	11- 2	22	0- 0	157	146	46	46	1	1	

TOTALS	RPI 1-25	RPI 26-50	W-L RECORDS	RPI 51-100	RPI 101-999	RPI 201+				
16- 10	0- 4	2- 2	OVERALL	2- 3	12- 1	5- 0				
10- 4	0- 2	1- 1	HOME	1- 1	8- 0	3- 0				
5- 4	0- 2	1- 1	AWAY	0- 1	4- 0	2- 0				
1- 2	0- 0	0- 0	NEUTRAL	1- 1	0- 1	0- 0				
11- 2	0- 0	1- 0	NON-CONFERENCE	1- 1	9- 1	5- 0				
7- 0	0- 0	1- 0	HOME	0- 0	6- 0	3- 0				
3- 0	0- 0	0- 0	AWAY	0- 0	3- 0	2- 0				
1- 2	0- 0	0- 0	NEUTRAL	1- 1	0- 1	0- 0				
5- 8	0- 4	1- 2	CONFERENCE	1- 2	3- 0	0- 0				
3- 4	0- 2	0- 1	HOME	1- 1	2- 0	0- 0				
2- 4	0- 2	1- 1	AWAY	0- 1	1- 0	0- 0				
0- 0	0- 0	0- 0	NEUTRAL	0- 0	0- 0	0- 0				

RPI 1-25				RPI 26-50				RPI 51-100				Team's RPI : 72				RPI 101+			
RPI	S	Opponent	Score	RPI	S	Opponent	Score	RPI	S	Opponent	Score	RPI	S	Opponent	Score	RPI	S	Opponent	Score
4	A	Louisville	56 67	30	A	Virginia	52 61	51	H	Miami (FL)	78 82	103	H	Auburn	72 63				
6	A	Florida St.	62 107	30	H	Virginia	62 64	54	N	West Virginia	61 79	106	A	North Carolina	90 74				
18	H	Duke	75 86	32	A	Syracuse	73 64	58	N	Drexel	79 67	109	N	Butler	77 79				
20	H	NC State	51 68	45	H	UCF	86 69	64	H	Georgia Tech	68 62	115	A	Chattanooga	64 44				
								97	A	Wake Forest	56 73	139	H	Radford	68 42				
												168	H	Pittsburgh	89 66				
												184	H	High Point	86 63				
												201	H	Boston College	89 58				
												213	A	Illinois	96 49				
												279	H	UMES	90 52				
												284	H	USC Upstate	87 56				
												292	A	Monmouth	84 34				
												325	H	Wagner	99 32				

LAST 12 Division I GAMES:																			
97	A	Wake Forest	56 73	30	A	Virginia	52 61	18	H	Duke	75 86	6	A	Florida St.	62 107				
30	H	Virginia	62 64	106	A	North Carolina	90 74	168	H	Pittsburgh	89 66	4	A	Louisville	56 67				
32	A	Syracuse	73 64	51	H	Miami (FL)	78 82	201	H	Boston College	89 58								
64	H	Georgia Tech	68 62																

Non-Div I Games:

Virginia Tech

Average RPI Win:	297	WON-LOST	WINNING	LAST 10	STRENGTH OF	OPP. STRENGTH	TEAM	ADJ.	CONF.	ADJ CONF.
Average RPI Loss:	201	RECORD	PCT. RANK	GAMES	SCHEDULE	OF SCHEDULE	RPI	RPI	RPI	RPI
DIV. I ONLY	4- 19	315	2- 8	231	336	325	325	29	29	
DIV. I NON-CONF.	1- 9	318	0- 0	135	238	300	300	29	29	

TOTALS	RPI 1-25	RPI 26-50	W-L RECORDS	RPI 51-100	RPI 101-999	RPI 201+				
4- 19	0- 0	0- 1	OVERALL	0- 3	4- 15	4- 11				
3- 6	0- 0	0- 1	HOME	0- 0	3- 5	3- 2				
1- 13	0- 0	0- 0	AWAY	0- 3	1- 10	1- 9				
0- 0	0- 0	0- 0	NEUTRAL	0- 0	0- 0	0- 0				
1- 9	0- 0	0- 1	NON-CONFERENCE	0- 3	1- 5	1- 3				
1- 2	0- 0	0- 1	HOME	0- 0	1- 1	1- 0				
0- 7	0- 0	0- 0	AWAY	0- 3	0- 4	0- 3				
0- 0	0- 0	0- 0	NEUTRAL	0- 0	0- 0	0- 0				
3- 10	0- 0	0- 0	CONFERENCE	0- 0	3- 10	3- 8				
2- 4	0- 0	0- 0	HOME	0- 0	2- 4	2- 2				
1- 6	0- 0	0- 0	AWAY	0- 0	1- 6	1- 6				
0- 0	0- 0	0- 0	NEUTRAL	0- 0	0- 0	0- 0				

RPI 1-25				RPI 26-50				RPI 51-100				RPI 101+ Team's RPI: 325			
RPI	S	Opponent	Score	RPI	S	Opponent	Score	RPI	S	Opponent	Score	RPI	S	Opponent	Score
				31	H	Princeton	37 58					72	A	Virginia Tech	32 99
												77	A	James Madison	45 68
												80	A	Albany (NY)	44 89
			</												

Non-Div I Games: Staten Island 63 58

Wagner

Average RPI	Win:	179	WON-LOST	WINNING	LAST 10	STRENGTH OF	OPP. STRENGTH	TEAM	ADJ.	CONF.	ADJ CONF.
Average RPI	Loss:	54	RECORD	PCT. RANK	GAMES	SCHEDULE	OF SCHEDULE	RPI	RPI	RPI	RPI
DIV. I ONLY		12- 14		198	2- 8	39	32	97	97	1	1
DIV. I NON-CONF.		8- 5		111	0- 0	195	108	126	126	1	1

TOTALS	RPI 1-25		RPI 26-50		W-L RECORDS	RPI 51-100		RPI 101-999		RPI 201+	
12- 14	0- 7		0- 2		OVERALL	3- 3		9- 2		5- 1	
6- 7	0- 4		0- 1		HOME	2- 1		4- 1		3- 0	
6- 5	0- 3		0- 0		AWAY	1- 2		5- 0		2- 0	
0- 2	0- 0		0- 1		NEUTRAL	0- 0		0- 1		0- 1	
8- 5	0- 1		0- 1		NON-CONFERENCE	1- 2		7- 1		5- 1	
5- 1	0- 0		0- 0		HOME	1- 1		4- 0		3- 0	
3- 2	0- 1		0- 0		AWAY	0- 1		3- 0		2- 0	
0- 2	0- 0		0- 1		NEUTRAL	0- 0		0- 1		0- 1	
4- 9	0- 6		0- 1		CONFERENCE	2- 1		2- 1		0- 0	
1- 6	0- 4		0- 1		HOME	1- 0		0- 1		0- 0	
3- 3	0- 2		0- 0		AWAY	1- 1		2- 0		0- 0	
0- 0	0- 0		0- 0		NEUTRAL	0- 0		0- 0		0- 0	

RPI	S	Opponent	Score	RPI	S	Opponent	Score	RPI	S	Opponent	Score	RPI	S	Opponent	Score
2	H	Notre Dame	73 96	32	H	Syracuse	61 71	51	A	Miami (FL)	61 50	106	H	North Carolina	76 79
4	A	Louisville	52 89	39	N	Minnesota	81 93	56	H	Elon	53 51	168	A	Pittsburgh	58 49
6	H	Florida St.	79 81					64	A	Georgia Tech	67 79	170	H	Charlotte	71 69
18	A	Duke	51 59					72	H	Virginia Tech	73 56	194	A	Richmond	85 81
18	H	Duke	67 80					81	A	Penn St.	58 68	201	A	Boston College	67 59
20	H	NC State	68 82					99	H	Seton Hall	57 67	212	A	Xavier	62 57
23	A	Rutgers	51 65									233	H	Texas Southern	73 56
												240	N	Hofstra	66 69
												253	A	Col. of Charleston	77 40
												260	H	Appalachian St.	78 49
												279	H	UMES	92 50

LAST 12 Division I GAMES:															
72	H	Virginia Tech	73 56	64	A	Georgia Tech	67 79								
32	H	Syracuse	61 71	6	H	Florida St.	79 81								
18	A	Duke	51 59	106	H	North Carolina	76 79								
201	A	Boston College	67 59	18	H	Duke	67 80								
4	A	Louisville	52 89	51	A	Miami (FL)	61 50								
20	H	NC State	68 82	168	A	Pittsburgh	58 49								

Non-Div I Games:

Wake Forest

Average RPI Win:	170	WON-LOST	WINNING	LAST 10	STRENGTH OF	OPP. STRENGTH	TEAM	ADJ.	CONF.	ADJ CONF.
Average RPI Loss:	73	RECORD	PCT. RANK	GAMES	SCHEDULE	OF SCHEDULE	RPI	RPI	RPI	RPI
DIV. I ONLY	7- 18	284	1- 9	20	50	175	175	5	5	
DIV. I NON-CONF.	6- 5	153	0- 0	49	126	94	94	3	3	

TOTALS	RPI 1-25	RPI 26-50	W-L RECORDS	RPI 51-100	RPI 101-999	RPI 201+				
7- 18	0- 6	1- 5	OVERALL	1- 2	5- 5	3- 1				
5- 7	0- 2	0- 2	HOME	1- 1	4- 2	3- 0				
1- 9	0- 3	0- 3	AWAY	0- 1	1- 2	0- 1				
1- 2	0- 1	1- 0	NEUTRAL	0- 0	0- 1	0- 0				
6- 5	0- 2	1- 0	NON-CONFERENCE	0- 0	5- 3	3- 0				
4- 1	0- 0	0- 0	HOME	0- 0	4- 1	3- 0				
1- 2	0- 1	0- 0	AWAY	0- 0	1- 1	0- 0				
1- 2	0- 1	1- 0	NEUTRAL	0- 0	0- 1	0- 0				
1- 13	0- 4	0- 5	CONFERENCE	1- 2	0- 2	0- 1				
1- 6	0- 2	0- 2	HOME	1- 1	0- 1	0- 0				
0- 7	0- 2	0- 3	AWAY	0- 1	0- 1	0- 1				
0- 0	0- 0	0- 0	NEUTRAL	0- 0	0- 0	0- 0				

RPI 1-25				RPI 26-50				RPI 51-100				RPI 101+ Team's RPI: 175			
RPI	S	Opponent	Score	RPI	S	Opponent	Score	RPI	S	Opponent	Score	RPI	S	Opponent	Score
7	A	Ohio St.	76 85	35	A	Arizona St.	41 61	88	A	Washington St.	75 78	106	N	North Carolina	78 90
8	H	UCLA	69 86	37	N	Creighton	67 64	88	H	Washington St.	56 49	128	H	BYU	80 72
9	A	Oregon	83 94	38	A	Cal i forni a	60 69	94	H	Utah	65 74	134	A	Idaho	81 69
9	H	Oregon	63 76	49	A	Oregon St.	63 75					143	H	Colorado	61 66
11	N	Texas	68 92	49	H	Oregon St.	57 95					155	H	Idaho St.	59 79
12	A	Stanford	45 71	50	H	Southern Cal i forni a	61 72					165	A	Boise St.	62 85

LAST 12 Division I GAMES:															
49	H	Oregon St.	57 95	88	H	Washington St.	56 49								
9	H	Oregon	63 76	88	A	Washington St.	75 78								
280	A	Arizona	70 72	12	A	Stanford	45 71								
35	A	Arizona St.	41 61	38	A	Cal i forni a	60 69								
50	H	Southern Cal i forni a	61 72	143	H	Col orado	61 66								
8	H	UCLA	69 86	94	H	Utah	65 74								

Non-Div I Games:

Washington

Average RPI	Win:	139	WON-LOST	WINNING	LAST 10	STRENGTH OF	OPP. STRENGTH	TEAM	ADJ.	CONF.	ADJ CONF.
Average RPI	Loss:	52	RECORD	PCT. RANK	GAMES	SCHEDULE	OF SCHEDULE	RPI	RPI	RPI	RPI
DIV. I ONLY		10- 16		237	2- 8	8	45	88	88	5	5
DIV. I NON-CONF.		7- 5		132	0- 0	8	72	31	31	3	3

TOTALS	RPI 1-25		RPI 26-50		W-L RECORDS	RPI 51-100		RPI 101-999		RPI 201+	
10- 16	1- 5		0- 6		OVERALL	1- 4		8- 1		1- 0	
4- 7	0- 2		0- 3		HOME	0- 2		4- 0		0- 0	
4- 8	0- 2		0- 3		AWAY	1- 2		3- 1		1- 0	
2- 1	1- 1		0- 0		NEUTRAL	0- 0		1- 0		0- 0	
7- 5	1- 1		0- 1		NON-CONFERENCE	1- 3		5- 0		0- 0	
2- 2	0- 0		0- 1		HOME	0- 1		2- 0		0- 0	
3- 2	0- 0		0- 0		AWAY	1- 2		2- 0		0- 0	
2- 1	1- 1		0- 0		NEUTRAL	0- 0		1- 0		0- 0	
3- 11	0- 4		0- 5		CONFERENCE	0- 1		3- 1		1- 0	
2- 5	0- 2		0- 2		HOME	0- 1		2- 0		0- 0	
1- 6	0- 2		0- 3		AWAY	0- 0		1- 1		1- 0	
0- 0	0- 0		0- 0		NEUTRAL	0- 0		0- 0		0- 0	

RPI 1-25				RPI 26-50				RPI 51-100				Team's RPI : 88				RPI 101+			
RPI	S	Opponent	Score	RPI	S	Opponent	Score	RPI	S	Opponent	Score	RPI	S	Opponent	Score	RPI	S	Opponent	Score
8	H	UCLA	71 79	35	A	Ari zona St.	51 77	60	A	Nebraska	73 61	108	H	Sai nt Loui s	85 63				
9	A	Oregon	56 89	38	A	Cal i forn i a	60 66	65	A	UC Davi s	76 91	131	N	ETSU	80 76				
9	H	Oregon	79 90	44	H	Gonzaga	56 64	70	A	Sai nt Mary' s (CA)	75 81	143	H	Col orado	89 75				
12	A	Stanford	57 70	49	A	Oregon St.	53 71	94	H	Utah	79 81	151	A	San Franci sco	74 70				
23	N	Rutgers	63 60	49	H	Oregon St.	61 63	95	H	Kentucky	68 73	155	H	Idaho St.	72 55				
25	N	South Fla.	45 82	50	H	Southern Cal i forn i a	72 73					165	A	Boi se St.	61 53				
																175	A	Washi ngton	49 56
																175	H	Washi ngton	78 75
																280	A	Ari zona	78 60
								</											

Average RPI Win:	247	WON-LOST	WINNING	LAST 10	STRENGTH OF	OPP. STRENGTH	TEAM	ADJ.	CONF.	ADJ CONF.
Average RPI Loss:	125	RECORD	PCT. RANK	GAMES	SCHEDULE	OF SCHEDULE	RPI	RPI	RPI	RPI
DIV. I ONLY	14- 8	96	6- 4	318	140	173	173	19	19	
DIV. I NON-CONF.	6- 3	87	0- 0	319	187	184	184	13	13	

TOTALS	RPI 1-25	RPI 26-50	W-L RECORDS	RPI 51-100	RPI 101-999	RPI 201+				
14- 8	0- 1	1- 1	OVERALL	0- 1	13- 5	10- 1				
9- 2	0- 0	1- 0	HOME	0- 1	8- 1	6- 0				
5- 6	0- 1	0- 1	AWAY	0- 0	5- 4	4- 1				
0- 0	0- 0	0- 0	NEUTRAL	0- 0	0- 0	0- 0				
6- 3	0- 1	0- 0	NON-CONFERENCE	0- 1	6- 1	6- 0				
4- 1	0- 0	0- 0	HOME	0- 1	4- 0	4- 0				
2- 2	0- 1	0- 0	AWAY	0- 0	2- 1	2- 0				
0- 0	0- 0	0- 0	NEUTRAL	0- 0	0- 0	0- 0				
8- 5	0- 0	1- 1	CONFERENCE	0- 0	7- 4	4- 1				
5- 1	0- 0	1- 0	HOME	0- 0	4- 1	2- 0				
3- 4	0- 0	0- 1	AWAY	0- 0	3- 3	2- 1				
0- 0	0- 0	0- 0	NEUTRAL	0- 0	0- 0	0- 0				

RPI 1-25				RPI 26-50				RPI 51-100				RPI 101+				Team's RPI: 173
RPI	S	Opponent	Score	RPI	S	Opponent	Score	RPI	S	Opponent	Score	RPI	S	Opponent	Score	
9	A	Oregon	87 114	34	A	Northern Colo.	69 71	94	H	Utah	58 85	121	A	Portland St.	64 77	
				34	H	Northern Colo.	82 73					121	H	Portland St.	60 62	
												147	A	Fresno St.	78 81	
												155	A	Idaho St.	76 70	
												155	H	Idaho St.	84 73	
												162	A	North Dakota	67 80	
												162	H	North Dakota	80 69	
												218	A	CSUN	64 61	
												232	H	Pepperdine	71 61	
												272	A	Sacramento St.	78 56	
												307	H	Air Force	62 52	
												312	H	Incarinate Word	79 55	
												313	A	Portland	91 70	
												315	A	Northern Ari z.	75 76	
												315	H	Northern Ari z.	77 63	
												327	A	Southern Utah	77 64	
												327	H	Southern Utah	65 50	
												328	H	Utah Valley	75 57	

LAST 12 Division I GAMES:																
121	H	Portland St.	60 62	121	A	Portland St.	64 77									
34	A	Northern Colo.	69 71	272	A	Sacramento St.	78 56									
162	A	North Dakota	67 80	162	H	North Dakota	80 69									
315	H	Northern Ari z.	77 63	34	H	Northern Colo.	82 73									
327	H	Southern Utah	65 50	327	A	Southern Utah	77 64									
155	H	Idaho St.	84 73	315	A	Northern Ari z.	75 76									

Non-Div I Games: Westminster (UT) 64 58 Antelope Valley 80 70

Weber St.

Average RPI Loss: 37

DIV. I ONLY	19- 7	53	5- 5	80	56	54	54	4	4
DIV. I NON-CONF.	12- 0	1	0- 0	165	155	19	19	5	5
TOTALS	RPI 1-25	RPI 26-50	W-L RECORDS	RPI 51-100	RPI 101-999	RPI 201+			
19- 7	1- 3	0- 2	OVERALL	3- 2	15- 0	8- 0			
10- 4	0- 2	0- 0	HOME	0- 2	10- 0	7- 0			
5- 3	1- 1	0- 2	AWAY	1- 0	3- 0	1- 0			
4- 0	0- 0	0- 0	NEUTRAL	2- 0	2- 0	0- 0			
12- 0	1- 0	0- 0	NON-CONFERENCE	2- 0	9- 0	6- 0			
7- 0	0- 0	0- 0	HOME	0- 0	7- 0	6- 0			
1- 0	1- 0	0- 0	AWAY	0- 0	0- 0	0- 0			
4- 0	0- 0	0- 0	NEUTRAL	2- 0	2- 0	0- 0			
7- 7	0- 3	0- 2	CONFERENCE	1- 2	6- 0	2- 0			
3- 4	0- 2	0- 0	HOME	0- 2	3- 0	1- 0			
4- 3	0- 1	0- 2	AWAY	1- 0	3- 0	1- 0			
0- 0	0- 0	0- 0	NEUTRAL	0- 0	0- 0	0- 0			

RPI 1-25					RPI 26-50					RPI 51-100					RPI 101+				
RPI	S	Opponent	Score		RPI	S	Opponent	Score		RPI	S	Opponent	Score		RPI	S	Opponent	Score	
5	H	Bayl or	72	83	29	A	Okl ahoma	57	76	58	N	Drexel	75	42	102	A	Iowa St.	69	59
11	A	Texas	58	79	47	A	Okl ahoma St.	73	79	72	N	Vi rgini a Tech	79	61	102	H	Iowa St.	57	49
11	H	Texas	55	73						75	A	TCU	87	82	109	N	Butler	75	68
21	A	Texas A&M	70	56						75	H	TCU	74	76	139	N	Radford	75	55
										84	H	Kansas St.	52	60	166	A	Kansas	74	54
															166	H	Kansas	76	46
															168	H	Pittsburgh	73	52
															209	H	Morehead St.	66	56
															220	A	Texas Tech	74	60
															220	H	Texas Tech	82	52
															229	H	North Florida	87	59
															261	H	Morgan St.	84	41
															272	H	Sacramento St.	101	47
															291	H	Central Conn. St.	102	52
															305	H	Coppin St.	101	43
LAST 12 Division I GAMES:																			
					166	H	Kansas	76	46	102	A	Iowa St.	69	59					
					220	A	Texas Tech	74	60	47	A	Oklahoma St.	73	79					
					11	H	Texas	55	73	75	H	TCU	74	76					
					29	A	Oklahoma	57	76	166	A	Kansas	74	54					
					5	H	Bayl or	72	83	102	H	Iowa St.	57	49					
					220	H	Texas Tech	82	52	84	H	Kansas St.	52	60					

West Virginia

Average RPI		Win: 220	WON-LOST RECORD	WINNING PCT. RANK	LAST 10 GAMES	STRENGTH OF SCHEDULE	OPP. STRENGTH OF SCHEDULE	TEAM RPI	ADJ. RPI	CONF. RPI	ADJ. CONF. RPI
Loss: 175											
DIV. I ONLY			3- 22	332	1- 8	118	279	303	303	17	17
DIV. I NON-CONF.			2- 11	305	0- 0	156	339	309	309	16	16
TOTALS		RPI 1-25		RPI 26-50		W-L RECORDS	RPI 51-100	RPI 101-999		RPI 201+	
3- 22	0- 1		0- 1	OVERALL	0- 2	3- 18	2- 8				
2- 9	0- 0		0- 0	HOME	0- 1	2- 8	1- 4				
1- 13	0- 1		0- 1	AWAY	0- 1	1- 10	1- 4				
0- 0	0- 0		0- 0	NEUTRAL	0- 0	0- 0	0- 0				
2- 11	0- 1		0- 1	NON-CONFERENCE	0- 0	2- 9	1- 6				
2- 3	0- 0		0- 0	HOME	0- 0	2- 3	1- 2				
0- 8	0- 1		0- 1	AWAY	0- 0	0- 6	0- 4				
0- 0	0- 0		0- 0	NEUTRAL	0- 0	0- 0	0- 0				
1- 11	0- 0		0- 0	CONFERENCE	0- 2	1- 9	1- 2				
0- 6	0- 0		0- 0	HOME	0- 1	0- 5	0- 2				
1- 5	0- 0		0- 0	AWAY	0- 1	1- 4	1- 0				
0- 0	0- 0		0- 0	NEUTRAL	0- 0	0- 0	0- 0				

RPI 1-25				RPI 26-50				RPI 51-100				RPI 101+				Team's RPI: 303	
RPI	S	Opponent	Score	RPI	S	Opponent	Score	RPI	S	Opponent	Score	RPI	S	Opponent	Score		
15	A	South Carolina	43 101	28	A	Georgia	50 76	61	A	Mercer	50 72	115	A	Chattanooga	32 47		
								61	H	Mercer	46 53	115	H	Chattanooga	41 58		
												131	A	ETSU	50 66		
												131	H	ETSU	46 76		
												139	H	Radford	39 27		
												149	A	Samford	54 62		
												167	H	Davidson	57 70		
												174	A	Furman	46 66		
												174	H	Furman	59 68		
												183	A	UT Martin	54 62		
												184	A	High Point	69 75		
												217	A	N.C. A&T	59 68		
												223	H	UNC Asheville	62 52		
												224	A	Gardner-Webb	67 70		
												230	H	UNCG	67 88		
												249	A	Campbell	51 58		
												293	H	Eastern Ky.	59 62		
												299	A	Wofford	68 62		
												299	H	Wofford	48 54		
												314	A	South Carolina St.	45 75		
												343	H	Florida A&M	63 80		
LAST 12 Division I GAMES:																	
				61	H	Mercer	46 53	61	A	Mercer	50 72						
				174	A	Furman	46 66	149	A	Samford	54 62						
				299	A	Wofford	68 62	299	H	Wofford	48 54						
				131	H	ETSU	46 76	174	H	Furman	59 68						
				115	H	Chattanooga	41 58	115	A	Chattanooga	32 47						
				230	H	UNCG	67 88	131	A	ETSU	50 66						

Non-Div I Games:	Warren Wilson	114	54	Brevard	79	34
------------------	---------------	-----	----	---------	----	----

Western Caro.

Loss, Non-Conf, S Site, H Home A Away N Neutral

Average RPI Win:	236	WON-LOST	WINNING	LAST 10	STRENGTH OF	OPP. STRENGTH	TEAM	ADJ.	CONF.	ADJ CONF.
Average RPI Loss:	103	RECORD	PCT. RANK	GAMES	SCHEDULE	OF SCHEDULE	RPI	RPI	RPI	RPI
DIV. I ONLY	16- 7	67	7- 2	235	185	101	101	15	15	
DIV. I NON-CONF.	8- 4	87	0- 0	285	168	128	128	17	17	
<hr/>										
TOTALS	RPI 1-25	RPI 26-50	W-L RECORDS	RPI 51-100	RPI 101-999	RPI 201+				
16- 7	1- 0	0- 2	OVERALL	0- 2	15- 3	11- 1				
8- 2	0- 0	0- 0	HOME	0- 1	8- 1	6- 0				
8- 5	1- 0	0- 2	AWAY	0- 1	7- 2	5- 1				
0- 0	0- 0	0- 0	NEUTRAL	0- 0	0- 0	0- 0				
8- 4	1- 0	0- 1	NON-CONFERENCE	0- 0	7- 3	6- 1				
3- 1	0- 0	0- 0	HOME	0- 0	3- 1	3- 0				
5- 3	1- 0	0- 1	AWAY	0- 0	4- 2	3- 1				
0- 0	0- 0	0- 0	NEUTRAL	0- 0	0- 0	0- 0				
8- 3	0- 0	0- 1	CONFERENCE	0- 2	8- 0	5- 0				
5- 1	0- 0	0- 0	HOME	0- 1	5- 0	3- 0				
3- 2	0- 0	0- 1	AWAY	0- 1	3- 0	2- 0				
0- 0	0- 0	0- 0	NEUTRAL	0- 0	0- 0	0- 0				

RPI 1-25				RPI 26-50				RPI 51-100				RPI 101+ Team's RPI: 101			
RPI	S	Opponent	Score	RPI	S	Opponent	Score	RPI	S	Opponent	Score	RPI	S	Opponent	Score
12	A	Stanford	71 64	36	A	South Dakota St.	48 84	69	A	South Dakota	81 92	125	H	Milwaukee	67 77
				44	A	Gonzaga	65 80	69	H	South Dakota	58 82	127	A	Northern Ill.	94 96
												151	A	Wichita St.	78 65
												177	H	Denver	118 93
												196	A	Oral Roberts	85 63
												196	H	Oral Roberts	56 49
												213	A	Illinois	77 67
												228	H	Southeast Mo. St.	87 59
												237	A	Austin Peay	81 68
												238	A	Omaha	90 51
												238	H	Omaha	103 68
												250	A	Bradley	80 87
												271	H	UMKC	90 71
												275	H	North Dakota St.	97 72
												330	A	Fort Wayne	100 64
												330	H	Fort Wayne	91 44
												340	A	Chicago St.	83 45
												340	H	Chicago St.	71 54
LAST 12 Division I GAMES:															
				238	H	Omaha	103 68	330	H	Fort Wayne	91 44				
				196	A	Oral Roberts	85 63	238	A	Omaha	90 51				
				69	A	South Dakota	81 92	196	H	Oral Roberts	56 49				
				275	H	North Dakota St.	97 72	69	H	South Dakota	58 82				
				177	H	Denver	118 93	330	A	Fort Wayne	100 64				
				36	A	South Dakota St.	48 84	250	A	Bradley	80 87				

Non-Div I Games: Illinois Col. 122 40 William Woods 96 57 Eureka 98 46

Western Ill.

Average RPI Win:	209	WON-LOST	WINNING	LAST 10	STRENGTH OF	OPP. STRENGTH	TEAM	ADJ.	CONF.	ADJ CONF.
Average RPI Loss:	48	RECORD	PCT. RANK	GAMES	SCHEDULE	OF SCHEDULE	RPI	RPI	RPI	RPI
DIV. I ONLY	18- 6	48	8- 2	93	146	43	43	18	18	
DIV. I NON-CONF.	8- 4	87	0- 0	67	45	42	42	19	19	

TOTALS	RPI 1-25	RPI 26-50	W-L RECORDS	RPI 51-100	RPI 101-999	RPI 201+				
18- 6	1- 2	0- 1	OVERALL	2- 3	15- 0	9- 0				
8- 1	0- 1	0- 0	HOME	0- 0	8- 0	6- 0				
6- 5	0- 1	0- 1	AWAY	0- 3	6- 0	3- 0				
4- 0	1- 0	0- 0	NEUTRAL	2- 0	1- 0	0- 0				
8- 4	1- 2	0- 1	NON-CONFERENCE	2- 1	5- 0	3- 0				
2- 1	0- 1	0- 0	HOME	0- 0	2- 0	2- 0				
2- 3	0- 1	0- 1	AWAY	0- 1	2- 0	1- 0				
4- 0	1- 0	0- 0	NEUTRAL	2- 0	1- 0	0- 0				
10- 2	0- 0	0- 0	CONFERENCE	0- 2	10- 0	6- 0				
6- 0	0- 0	0- 0	HOME	0- 0	6- 0	4- 0				
4- 2	0- 0	0- 0	AWAY	0- 2	4- 0	2- 0				
0- 0	0- 0	0- 0	NEUTRAL	0- 0	0- 0	0- 0				

RPI 1-25				RPI 26-50				Team's RPI: 43				RPI 51-100				RPI 101+			
RPI	S	Opponent	Score	RPI	S	Opponent	Score	RPI	S	Opponent	Score	RPI	S	Opponent	Score	RPI	S	Opponent	Score
2	H	Notre Dame	65 78	42	A	Bal I St.	81 93	61	N	Mercer	67 62	123	A	Mi ddl e Tenn.	76 60				
16	N	Missouri	79 76					62	N	Tol edo	70 56	123	H	Mi ddl e Tenn.	57 43				
17	A	Iowa	97 104					66	A	I ndi ana	71 73	161	A	Southern Ill .	75 49				
								68	A	UAB	61 79	176	A	Loui si ana Tech	74 64				
								93	A	Ri ce	58 73	182	N	Stetson	66 58				
												200	H	Southern Miss.	81 60				
												216	A	North Texas	79 65				
												225	H	Fla. Atlantic	82 63				
												278	H	Ol d Domi ni on	62 48				
												296	H	UTSA	73 38				
												308	H	FIU	101 47				
												321	A	Georgi a St.	74 63				
												326	A	Marshall I	86 66				
												337	H	Mi ssi ssi ppi Val .	87 48				
												349	H	Evansvi lle	92 54				

										LAST 12 Division I GAMES:									
123	A	Mi ddl e Tenn.	76 60	326	A	Marshall I	86 66	93	A	Ri ce	58 73	296	H	UTSA	73 38				
278	H	Ol d Domi ni on	62 48	68	A	UAB	61 79	200	H	Southern Miss.	81 60	123	H	Mi ddl e Tenn.	57 43				
225	H	Fla. Atlantic	82 63	308	H	FIU	101 47												
176	A	Loui si ana Tech	74 64																
216	A	North Texas	79 65																

Non-Div I Games: Lee 88 64

Western Ky.

■ Loss,
 ■ Non-Conf,
 ■ S Site,
 ■ Home
 ■ Away
 N Neutral

Average RPI	Win: 200	WON-LOST	WINNING	LAST 10	STRENGTH OF	OPP. STRENGTH	TEAM	ADJ.	CONF.	ADJ CONF.
Average RPI	Loss: 62	RECORD	PCT. RANK	GAMES	SCHEDULE	OF SCHEDULE	RPI	RPI	RPI	RPI
DIV. I ONLY	11- 11	175	5- 5	101	74	105	105	7	7	
DIV. I NON-CONF.	4- 5	202	0- 0	133	42	121	121	8	8	

TOTALS	RPI 1-25	RPI 26-50	W-L RECORDS	RPI 51-100	RPI 101-999	RPI 201+				
11- 11	0- 3	0- 2	OVERALL	1- 5	10- 1	7- 1				
5- 3	0- 0	0- 1	HOME	1- 2	4- 0	3- 0				
5- 6	0- 2	0- 1	AWAY	0- 2	5- 1	4- 1				
1- 2	0- 1	0- 0	NEUTRAL	0- 1	1- 0	0- 0				
4- 5	0- 2	0- 0	NON-CONFERENCE	0- 3	4- 0	3- 0				
1- 0	0- 0	0- 0	HOME	0- 0	1- 0	1- 0				
2- 3	0- 1	0- 0	AWAY	0- 2	2- 0	2- 0				
1- 2	0- 1	0- 0	NEUTRAL	0- 1	1- 0	0- 0				
7- 6	0- 1	0- 2	CONFERENCE	1- 2	6- 1	4- 1				
4- 3	0- 0	0- 1	HOME	1- 2	3- 0	2- 0				
3- 3	0- 1	0- 1	AWAY	0- 0	3- 1	2- 1				
0- 0	0- 0	0- 0	NEUTRAL	0- 0	0- 0	0- 0				

RPI 1-25				RPI 26-50				RPI 51-100				RPI 101+				Team's RPI: 105
RPI	S	Opponent	Score	RPI	S	Opponent	Score	RPI	S	Opponent	Score	RPI	S	Opponent	Score	
14	A	Buffalo	49 71	26	A	Central Mich.	70 74	52	N	St. John's (NY)	48 76	127	H	Northern Ill.	88 83	
17	A	Iowa	56 79	42	H	Ball St.	71 81	62	H	Toledo	73 78	131	N	ETSU	87 79	
23	N	Rutgers	64 75					63	A	Michigan St.	62 65	144	A	Kent St.	66 61	
								82	H	Ohio	54 69	206	A	Bowling Green	81 67	
								87	A	New Mexico	76 88	206	H	Bowling Green	67 58	
								91	H	Miami (OH)	81 70	214	A	Eastern Mich.	67 69	
												215	A	Akron	59 51	
												215	H	Akron	76 60	
												239	A	New Mexico St.	64 55	
												309	A	Loyola Chicago	65 47	
												318	H	Detroit Mercy	74 62	

LAST 12 Division I GAMES:																
				42	H	Ball St.	71 81	91	H	Miami (OH)	81 70					
				206	A	Bowling Green	81 67	214	A	Eastern Mich.	67 69					
				215	H	Akron	76 60	82	H	Ohio	54 69					
				62	H	Toledo	73 78	127	H	Northern Ill.	88 83					
				26	A	Central Mich.	70 74	144	A	Kent St.	66 61					
				215	A	Akron	59 51	14	A	Buffalo	49 71					

Non-Div I Games: Goshen 87 36 Kentucky St. 85 50 Olivet 86 37

Western Mich.

Average RPI Win:	189	WON-LOST	WINNING	LAST 10	STRENGTH OF	OPP. STRENGTH	TEAM	ADJ.	CONF.	ADJ CONF.
Average RPI Loss:	86	RECORD	PCT. RANK	GAMES	SCHEDULE	OF SCHEDULE	RPI	RPI	RPI	RPI
DIV. I ONLY	11- 16	226	6- 4	66	85	151	151	8	8	
DIV. I NON-CONF.	5- 9	238	0- 0	76	118	192	192	7	7	

TOTALS	RPI 1-25	RPI 26-50	W-L RECORDS	RPI 51-100	RPI 101-999	RPI 201+				
11- 16	1- 2	0- 4	OVERALL	1- 4	9- 6	3- 2				
8- 5	1- 0	0- 0	HOME	0- 2	7- 3	3- 0				
2- 10	0- 2	0- 4	AWAY	1- 2	1- 2	0- 1				
1- 1	0- 0	0- 0	NEUTRAL	0- 0	1- 1	0- 1				
5- 9	0- 1	0- 3	NON-CONFERENCE	0- 2	5- 3	3- 1				
4- 2	0- 0	0- 0	HOME	0- 1	4- 1	3- 0				
0- 6	0- 1	0- 3	AWAY	0- 1	0- 1	0- 0				
1- 1	0- 0	0- 0	NEUTRAL	0- 0	1- 1	0- 1				
6- 7	1- 1	0- 1	CONFERENCE	1- 2	4- 3	0- 1				
4- 3	1- 0	0- 0	HOME	0- 1	3- 2	0- 0				
2- 4	0- 1	0- 1	AWAY	1- 1	1- 1	0- 1				
0- 0	0- 0	0- 0	NEUTRAL	0- 0	0- 0	0- 0				

RPI 1-25				RPI 26-50				RPI 51-100				RPI 101+ Team's RPI: 151			
RPI	S	Opponent	Score	RPI	S	Opponent	Score	RPI	S	Opponent	Score	RPI	S	Opponent	Score
1	A	UConn	43 124	36	A	South Dakota St.	64 96	59	A	Houston	55 73	101	H	Western Ill.	65 78
10	A	Tennessee	56 68	37	A	Creighton	61 66	59	H	Houston	62 73	107	A	Missouri St.	71 94
25	H	South Fla.	64 56	45	A	UCF	53 59	69	H	South Dakota	48 62	107	H	Missouri St.	72 58
				47	A	Oklahoma St.	67 91	87	A	New Mexico	62 76	132	H	Cincinnati	69 75
								100	A	Tulane	64 56	159	N	UC Irvine	76 53
												171	H	Tulsa	62 67
												187	H	SMU	66 43
												191	H	Temple	88 81
												198	A	Memphis	77 64
												198	H	Memphis	69 61
												204	A	East Carolina	67 77
												213	N	Illinois	67 68
												271	H	UMKC	72 63
												304	H	Alcorn	87 46
												340	H	Chicago St.	66 63

LAST 12 Division I GAMES:															
191	H	Temple	88 81	25	H	South Fla.	64 56	187	H	SMU	66 43	100	A	Tulane	64 56
1	A	UConn	43 124	198	H	Memphis	69 61	45	A	UCF	53 59	59	A	Houston	55 73
132	H	Cincinnati	69 75												
59	H	Houston	62 73												
204	A	East Carolina	67 77												
198	A	Memphis	77 64												

Non-Div I Games:

Wichita St.

Average RPI Win:	217	WON-LOST	WINNING	LAST 10	STRENGTH OF	OPP. STRENGTH	TEAM	ADJ.	CONF.	ADJ CONF.
Average RPI Loss:	143	RECORD	PCT. RANK	GAMES	SCHEDULE	OF SCHEDULE	RPI	RPI	RPI	RPI
DIV. I ONLY	16- 8	81	5- 5	236	163	133	133	10	10	
DIV. I NON-CONF.	9- 2	33	0- 0	257	196	85	85	12	12	

TOTALS	RPI 1-25	RPI 26-50	W-L RECORDS	RPI 51-100	RPI 101-999	RPI 201+				
16- 8	0- 0	0- 0	OVERALL	1- 3	15- 5	11- 3				
9- 4	0- 0	0- 0	HOME	1- 2	8- 2	6- 2				
7- 4	0- 0	0- 0	AWAY	0- 1	7- 3	5- 1				
0- 0	0- 0	0- 0	NEUTRAL	0- 0	0- 0	0- 0				
9- 2	0- 0	0- 0	NON-CONFERENCE	0- 1	9- 1	6- 1				
5- 1	0- 0	0- 0	HOME	0- 0	5- 1	4- 1				
4- 1	0- 0	0- 0	AWAY	0- 1	4- 0	2- 0				
0- 0	0- 0	0- 0	NEUTRAL	0- 0	0- 0	0- 0				
7- 6	0- 0	0- 0	CONFERENCE	1- 2	6- 4	5- 2				
4- 3	0- 0	0- 0	HOME	1- 2	3- 1	2- 1				
3- 3	0- 0	0- 0	AWAY	0- 0	3- 3	3- 1				
0- 0	0- 0	0- 0	NEUTRAL	0- 0	0- 0	0- 0				

RPI 1-25				RPI 26-50				RPI 51-100				RPI 101+				Team's RPI: 133
RPI	S	Opponent	Score	RPI	S	Opponent	Score	RPI	S	Opponent	Score	RPI	S	Opponent	Score	
								52	A	St. John's (NY)	81 92	112	A	Saint Francis (PA)	92 86	
								56	H	Elon	81 75	117	A	Delaware	59 68	
								58	H	Drexel	58 65	139	A	Northeastern	46 64	
								77	H	James Madison	41 86	139	H	Northeastern	71 53	
												167	H	Dav idson	73 55	
												194	A	Richmond	78 64	
												203	H	Norfolk St.	74 80	
												204	A	East Carolina	71 65	
												235	H	Loyol a Maryland	70 49	
												240	A	Hofstra	54 65	
												240	H	Hofstra	63 53	
												252	A	Howard	83 71	
												253	A	Col. of Charleston	68 54	
												253	H	Col. of Charleston	79 66	
												258	H	Fai rfi eld	57 47	
												259	A	Towson	75 63	
												259	H	Towson	66 67	
												278	H	Old Domini on	75 58	
												282	A	UNCW	66 53	
												284	H	USC Upstate	83 63	

LAST 12 Division I GAMES:																
139	H	Northeastern	71 53	139	A	Northeastern	46 64									
117	A	Delaware	59 68	240	A	Hofstra	54 65									
259	A	Towson	75 63	56	H	Elon	81 75									
77	H	James Madison	41 86	259	H	Towson	66 67									
240	H	Hofstra	63 53	58	H	Drexel	58 65									
253	H	Col. of Charleston	79 66	282	A	UNCW	66 53									

Non-Div I Games:

William & Mary

Average RPI Win:	347	WON-LOST	WINNING	LAST 10	STRENGTH OF	OPP. STRENGTH	TEAM	ADJ.	CONF.	ADJ CONF.
Average RPI Loss:	199	RECORD	PCT. RANK	GAMES	SCHEDULE	OF SCHEDULE	RPI	RPI	RPI	RPI
DIV. I ONLY	1- 22	348	1- 9	222	316	341	341	27	27	
DIV. I NON-CONF.	0- 10	337	0- 0	193	254	336	336	28	28	

TOTALS	RPI 1-25	RPI 26-50	W-L RECORDS	RPI 51-100	RPI 101-999	RPI 201+				
1- 22	0- 1	0- 0	OVERALL	0- 4	1- 17	1- 13				
1- 9	0- 0	0- 0	HOME	0- 1	1- 8	1- 6				
0- 13	0- 1	0- 0	AWAY	0- 3	0- 9	0- 7				
0- 0	0- 0	0- 0	NEUTRAL	0- 0	0- 0	0- 0				
0- 10	0- 1	0- 0	NON-CONFERENCE	0- 3	0- 6	0- 5				
0- 4	0- 0	0- 0	HOME	0- 1	0- 3	0- 2				
0- 6	0- 1	0- 0	AWAY	0- 2	0- 3	0- 3				
0- 0	0- 0	0- 0	NEUTRAL	0- 0	0- 0	0- 0				
1- 12	0- 0	0- 0	CONFERENCE	0- 1	1- 11	1- 8				
1- 5	0- 0	0- 0	HOME	0- 0	1- 5	1- 4				
0- 7	0- 0	0- 0	AWAY	0- 1	0- 6	0- 4				
0- 0	0- 0	0- 0	NEUTRAL	0- 0	0- 0	0- 0				

RPI 1-25				RPI 26-50				RPI 51-100				RPI 101+				Team's RPI: 341
RPI	S	Opponent	Score	RPI	S	Opponent	Score	RPI	S	Opponent	Score	RPI	S	Opponent	Score	
18	A	Duke	30 101					56	A	El on	37 98	131	H	ETSU	63 74	
								57	H	Duquesne	54 81	139	A	Radford	52 78	
								61	A	Mercer	45 93	184	A	High Point	40 77	
								89	A	Liberty	37 63	184	H	High Point	58 79	
												215	A	Akron	43 69	
												223	A	UNC Asheville	51 63	
												223	H	UNC Asheville	48 70	
												224	A	Gardner-Webb	55 68	
												224	H	Gardner-Webb	59 66	
												249	H	Campbell	48 72	
												277	A	Presbyterian	45 78	
												277	H	Presbyterian	58 64	
												299	H	Wofford	68 73	
												300	A	Tennessee Tech	41 70	
												306	A	Charleston So.	45 81	
												314	H	South Carolina St.	37 65	
												326	A	Marshall	40 70	
												347	H	Longwood	69 60	
LAST 12 Division I GAMES:																
184	A	High Point	40 77	277	A	Presbyterian	45 78									
224	A	Gardner-Webb	55 68	223	H	UNC Asheville	48 70									
277	H	Presbyterian	58 64	306	A	Charleston So.	45 81									
223	A	UNC Asheville	51 63	184	H	High Point	58 79									
347	H	Longwood	69 60	89	A	Liberty	37 63									
224	H	Gardner-Webb	59 66	249	H	Campbell	48 72									

Non-Div I Games: N. C. Wesleyan 94 50

Winthrop

W
i
s
c
o
n
s
i
nW
i
s
c
o
n
s
i
n

Wi sconsi n

Average RPI Win: 251
Average RPI Loss: 178

WON-LOST
RECORD

WINNING
PCT. RANK

LAST 10
GAMES

STRENGTH OF
SCHEDULE

OPP. STRENGTH
OF SCHEDULE

TEAM
RPI

ADJ.
RPI

CONF.
RPI

ADJ CONF.
RPI

DIV. I ONLY	7- 17	279	2- 7	266	201	299	299	17	17
DIV. I NON-CONF.	4- 8	239	0- 0	310	295	307	307	16	16

TOTALS	RPI 1-25	RPI 26-50	W-L RECORDS	RPI 51-100	RPI 101-999	RPI 201+			
7- 17	0- 1	0- 1	OVERALL	0- 2	7- 13	5- 9			
5- 8	0- 0	0- 0	HOME	0- 1	5- 7	3- 5			
2- 9	0- 1	0- 1	AWAY	0- 1	2- 6	2- 4			
0- 0	0- 0	0- 0	NEUTRAL	0- 0	0- 0	0- 0			
4- 8	0- 1	0- 1	NON-CONFERENCE	0- 0	4- 6	4- 6			
3- 3	0- 0	0- 0	HOME	0- 0	3- 3	3- 3			
1- 5	0- 1	0- 1	AWAY	0- 0	1- 3	1- 3			
0- 0	0- 0	0- 0	NEUTRAL	0- 0	0- 0	0- 0			
3- 9	0- 0	0- 0	CONFERENCE	0- 2	3- 7	1- 3			
2- 5	0- 0	0- 0	HOME	0- 1	2- 4	0- 2			
1- 4	0- 0	0- 0	AWAY	0- 1	1- 3	1- 1			
0- 0	0- 0	0- 0	NEUTRAL	0- 0	0- 0	0- 0			

RPI 1-25				RPI 26-50				RPI 51-100				RPI 101+ Team's RPI: 299			
RPI	S	Opponent	Score	RPI	S	Opponent	Score	RPI	S	Opponent	Score	RPI	S	Opponent	Score
15	A	South Carolina	60 94	28	A	Georgia	56 95	61	A	Mercer	39 80	115	H	Chattanooga	47 54
								61	H	Mercer	46 71	131	A	ETSU	53 82
												131	H	ETSU	58 61
												149	A	Samford	77 81
												149	H	Samford	58 46
												174	H	Furman	79 48
												223	H	UNC Asheville	70 68
												224	A	Gardner-Webb	55 73
												229	H	North Florida	69 57
												230	A	UNCG	51 66
												230	H	UNCG	75 81
												238	H	Omaha	60 64
												253	A	Col. of Charleston	51 59
												266	A	Coastal Caro.	51 67
												282	H	UNCW	60 65
												303	A	Western Caro.	54 48
												303	H	Western Caro.	62 68
												306	H	Charleston So.	45 68
												335	H	N. C. Central	77 56
												341	A	Winthrop	73 68
LAST 12 Division I GAMES:															
131	A	ETSU	53 82	131	H	ETSU	58 61								
230	H	UNCG	75 81	115	H	Chattanooga	47 54								
303	H	Western Caro.	62 68	303	A	Western Caro.	54 48								
61	A	Mercer	39 80	230	A	UNCG	51 66								
149	A	Samford	77 81	149	H	Samford	58 46								
174	H	Furman	79 48	61	H	Mercer	46 71								

Non-Div I Games:

Brevard

85 46

Southern Wesleyan

104 57

Bob Jones

96 54

Wofford

Loss, Non-Conf, S Site, H Home A Away N Neutral

Average RPI Win:	232	WON-LOST	WINNING	LAST 10	STRENGTH OF	OPP. STRENGTH	TEAM	ADJ.	CONF.	ADJ CONF.
Average RPI Loss:	71	RECORD	PCT. RANK	GAMES	SCHEDULE	OF SCHEDULE	RPI	RPI	RPI	RPI
DIV. I ONLY	16- 8	81	6- 4	181	156	98	98	11	11	
DIV. I NON-CONF.	7- 3	74	0- 0	253	156	102	102	15	15	

TOTALS	RPI 1-25	RPI 26-50	W-L RECORDS	RPI 51-100	RPI 101-999	RPI 201+				
16- 8	0- 3	0- 1	OVERALL	1- 1	15- 3	9- 0				
8- 2	0- 1	0- 0	HOME	0- 1	8- 0	6- 0				
6- 5	0- 2	0- 1	AWAY	1- 0	5- 2	3- 0				
2- 1	0- 0	0- 0	NEUTRAL	0- 0	2- 1	0- 0				
7- 3	0- 1	0- 1	NON-CONFERENCE	1- 0	6- 1	3- 0				
3- 0	0- 0	0- 0	HOME	0- 0	3- 0	3- 0				
2- 2	0- 1	0- 1	AWAY	1- 0	1- 0	0- 0				
2- 1	0- 0	0- 0	NEUTRAL	0- 0	2- 1	0- 0				
9- 5	0- 2	0- 0	CONFERENCE	0- 1	9- 2	6- 0				
5- 2	0- 1	0- 0	HOME	0- 1	5- 0	3- 0				
4- 3	0- 1	0- 0	AWAY	0- 0	4- 2	3- 0				
0- 0	0- 0	0- 0	NEUTRAL	0- 0	0- 0	0- 0				

RPI 1-25				RPI 26-50				RPI 51-100 Team's RPI: 98				RPI 101+			
RPI	S	Opponent	Score	RPI	S	Opponent	Score	RPI	S	Opponent	Score	RPI	S	Opponent	Score
13	A	Green Bay	68 75	28	A	Georgi a	71 87	67	H	IUPUI	61 64	111	A	Clevel and St.	70 71
13	H	Green Bay	51 58					76	A	Bel mont	91 81	125	A	Milwaukee	53 59
16	A	Missouri	80 82									125	H	Milwaukee	56 51
												144	A	Kent St.	72 60
												181	A	Youngstown St.	69 59
												181	H	Youngstown St.	73 50
												182	N	Stetson	64 59
												193	N	Provi dence	69 74
												194	N	Ri chmond	85 69
												219	A	Oakl and	77 57
												219	H	Oakl and	80 75
												242	A	Northern Ky.	68 63
												300	H	Tennessee Tech	82 59
												318	A	Detroi t Mercy	88 60
												318	H	Detroi t Mercy	85 55
												334	H	Ill. -Chi cago	60 50
												340	H	Chi cago St.	84 39
												346	H	Eastern Ill.	81 46

LAST 12 Division I GAMES:															
219	H	Oakl and	80 75	67	H	IUPUI	61 64	334	H	Ill. -Chi cago	60 50	181	H	Youngstown St.	73 50
318	H	Detroit Mercy	85 55	242	A	Northern Ky.	68 63	318	A	Detroit Mercy	88 60	219	A	Oakl and	77 57
13	A	Green Bay	68 75												
125	A	Milwaukee	53 59												
181	A	Youngstown St.	69 59												
111	A	Cleveland St.	70 71												

Non-Div I Games: Northwestern Ohio 106 52 Cincinnati Christian 99 36

Wright St.

Average RPI Win:	183	WON-LOST	WINNING	LAST 10	STRENGTH OF	OPP. STRENGTH	TEAM	ADJ.	CONF.	ADJ CONF.
Average RPI Loss:	139	RECORD	PCT. RANK	GAMES	SCHEDULE	OF SCHEDULE	RPI	RPI	RPI	RPI
DIV. I ONLY	15- 7	73	8- 2	97	186	73	73	16	16	
DIV. I NON-CONF.	5- 4	146	0- 0	24	277	65	65	14	14	

TOTALS	RPI 1-25	RPI 26-50	W-L RECORDS	RPI 51-100	RPI 101-999	RPI 201+				
15- 7	0- 1	0- 0	OVERALL	3- 1	12- 5	7- 2				
9- 1	0- 0	0- 0	HOME	3- 0	6- 1	5- 0				
6- 4	0- 1	0- 0	AWAY	0- 0	6- 3	2- 2				
0- 2	0- 0	0- 0	NEUTRAL	0- 1	0- 1	0- 0				
5- 4	0- 1	0- 0	NON-CONFERENCE	1- 1	4- 2	1- 1				
3- 0	0- 0	0- 0	HOME	1- 0	2- 0	1- 0				
2- 2	0- 1	0- 0	AWAY	0- 0	2- 1	0- 1				
0- 2	0- 0	0- 0	NEUTRAL	0- 1	0- 1	0- 0				
10- 3	0- 0	0- 0	CONFERENCE	2- 0	8- 3	6- 1				
6- 1	0- 0	0- 0	HOME	2- 0	4- 1	4- 0				
4- 2	0- 0	0- 0	AWAY	0- 0	4- 2	2- 1				
0- 0	0- 0	0- 0	NEUTRAL	0- 0	0- 0	0- 0				

RPI 1-25				RPI 26-50				RPI 51-100				RPI 101+			
RPI	S	Opponent	Score	RPI	S	Opponent	Score	RPI	S	Opponent	Score	RPI	S	Opponent	Score
18	A	Duke	40 63					67	N	IUPUI	59 65	113	A	Colorado St.	53 49
								86	H	Drake	75 61	113	H	Colorado St.	53 64
								87	H	New Mexico	66 55	134	A	Idaho	70 64
								92	H	UNLV	69 56	142	N	UNI	40 55
												147	A	Fresno St.	47 60
												155	H	Idaho St.	61 53
												165	A	Boise St.	66 51
												177	A	Denver	61 51
												202	A	Nevada	65 62
												202	H	Nevada	66 60
												241	A	Montana St.	46 50
												245	H	Montana	67 62
												248	A	San Diego St.	62 68
												248	H	San Diego St.	70 50
												251	H	San Jose St.	58 46
												295	A	Utah St.	64 46
												295	H	Utah St.	61 44

LAST 12 Division I GAMES:															
248	H	San Diego St.	70 50	202	A	Nevada	65 62								
92	H	UNLV	69 56	295	H	Utah St.	61 44								
295	A	Utah St.	64 46	113	A	Colorado St.	53 49								
147	A	Fresno St.	47 60	87	H	New Mexico	66 55								
113	H	Colorado St.	53 64	165	A	Boise St.	66 51								
251	H	San Jose St.	58 46	202	H	Nevada	66 60								

Non-Div I Games: Colo. Christian 62 33 Adams St. 73 47

Wyoming

■ Loss,
 ■ Non-Conf,
 ■ S Site,
 ■ H Home
 ■ A Away
 N Neutral

Average RPI Win: 219

Average RPI Loss: 66

WON-LOST
RECORDWINNING
PCT. RANKLAST 10
GAMESSTRENGTH OF
SCHEDULEOPP. STRENGTH
OF SCHEDULETEAM
RPIADJ.
RPICONF.
RPIADJ CONF.
RPIDIV. I ONLY
DIV. I NON-CONF.9- 17
7- 4257
1021- 9
0- 086
19883
264212
151212
1516
66
6

TOTALS

RPI 1-25

RPI 26-50

W-L RECORDS

RPI 51-100

RPI 101-999

RPI 201+

9- 17

0- 5

0- 4

OVERALL

0- 5

9- 3

4- 1

7- 8

0- 2

0- 2

HOME

0- 3

7- 1

4- 0

1- 8

0- 2

0- 2

AWAY

0- 2

1- 2

0- 1

1- 1

0- 1

0- 0

NEUTRAL

0- 0

1- 0

0- 0

7- 4

0- 1

0- 1

NON-CONFERENCE

0- 1

7- 1

4- 1

6- 1

0- 0

0- 0

HOME

0- 1

6- 0

4- 0

0- 2

0- 0

0- 1

AWAY

0- 0

0- 1

0- 1

1- 1

0- 1

0- 0

NEUTRAL

0- 0

1- 0

0- 0

2- 13

0- 4

0- 3

CONFERENCE

0- 4

2- 2

0- 0

1- 7

0- 2

0- 2

HOME

0- 2

1- 1

0- 0

1- 6

0- 2

0- 1

AWAY

0- 2

1- 1

0- 0

0- 0

0- 0

0- 0

NEUTRAL

0- 0

0- 0

0- 0

RPI 1-25

RPI 26-50

RPI 51-100

RPI 101+

Team's RPI: 212

RPI	S	Opponent	Score
16	N	Missouri	48 74
22	A	DePaul	48 79
22	H	DePaul	72 73
24	A	Villanova	57 75
24	H	Villanova	50 89

RPI	S	Opponent	Score
33	A	Marquette	67 88
33	H	Marquette	63 80
37	H	Creighton	64 71
39	A	Minnesota	62 74

RPI	S	Opponent	Score
52	A	St. John's (NY)	36 70
52	H	St. John's (NY)	63 67
97	H	Wake Forest	57 62
99	A	Seton Hall	53 58
99	H	Seton Hall	51 62

RPI	S	Opponent	Score
109	A	Butler	69 62
132	H	Cincinnati	53 50
135	A	Georgetown	60 65
135	H	Georgetown	48 65
174	N	Furman	75 62
178	H	New Hampshire	71 66
193	H	Providence	68 59
206	A	Bowling Green	53 63
236	H	Grambling	72 67
273	H	Mt. St. Mary's	66 45
330	H	Fort Wayne	62 50
343	H	Florida A&M	70 52

LAST 12 Division I GAMES:

22	H	DePaul	72 73	37	H	Creighton	64 71
33	H	Marquette	63 80	193	H	Providence	68 59
52	A	St. John's (NY)	36 70	33	A	Marquette	67 88
99	A	Seton Hall	53 58	22	A	DePaul	48 79
135	H	Georgetown	48 65	99	H	Seton Hall	51 62
24	H	Villanova	50 89	52	H	St. John's (NY)	63 67

Non-Div I Games:

Xavier

Average RPI Win:	197	WON-LOST	WINNING	LAST 10	STRENGTH OF	OPP. STRENGTH	TEAM	ADJ.	CONF.	ADJ CONF.
Average RPI Loss:	122	RECORD	PCT. RANK	GAMES	SCHEDULE	OF SCHEDULE	RPI	RPI	RPI	RPI
DIV. I ONLY	12- 9	136	5- 5	138	150	118	118	9	9	
DIV. I NON-CONF.	7- 6	165	1- 3	243	199	178	178	9	9	

TOTALS	RPI 1-25	RPI 26-50	W-L RECORDS	RPI 51-100	RPI 101-999	RPI 201+				
12- 9	0- 0	1- 0	OVERALL	1- 4	10- 5	7- 0				
4- 4	0- 0	1- 0	HOME	0- 2	3- 2	2- 0				
8- 3	0- 0	0- 0	AWAY	1- 1	7- 2	5- 0				
0- 2	0- 0	0- 0	NEUTRAL	0- 1	0- 1	0- 0				
7- 6	0- 0	0- 0	NON-CONFERENCE	1- 2	6- 4	5- 0				
2- 3	0- 0	0- 0	HOME	0- 1	2- 2	2- 0				
5- 1	0- 0	0- 0	AWAY	1- 0	4- 1	3- 0				
0- 2	0- 0	0- 0	NEUTRAL	0- 1	0- 1	0- 0				
5- 3	0- 0	1- 0	CONFERENCE	0- 2	4- 1	2- 0				
2- 1	0- 0	1- 0	HOME	0- 1	1- 0	0- 0				
3- 2	0- 0	0- 0	AWAY	0- 1	3- 1	2- 0				
0- 0	0- 0	0- 0	NEUTRAL	0- 0	0- 0	0- 0				

RPI	S	Opponent	Score	RPI	S	Opponent	Score	RPI	S	Opponent	Score	RPI	S	Opponent	Score	Team's RPI: 118
				31	H	Princeton	73 59	65	N	UC Davis	61 71	116	A	Dartmouth	57 39	
								66	H	Indiana	68 72	130	A	Brown	71 81	
								71	H	Penn	54 69	130	H	Brown	77 63	
								75	A	TCU	82 72	146	A	Binghamton	73 69	
								79	A	Harvard	73 97	157	N	Hartford	70 78	
												166	A	Kansas	75 81	
												172	H	Army West Point	65 82	
												193	H	Providence	51 55	
												205	A	Stony Brook	77 71	
												210	A	Columbia	73 50	
												262	H	Colgate	82 56	
												270	A	Cornell	65 55	
												281	H	LIU Brooklyn	62 51	
												291	A	Central Conn. St.	75 62	
												348	A	Saint Peter's	70 49	

LAST 12 Division I GAMES:																
				270	A	Cornell	65 55	130	A	Brown	71 81					
				210	A	Columbia	73 50	130	H	Brown	77 63					
				71	H	Penn	54 69	157	N	Hartford	70 78					
				31	H	Princeton	73 59	65	N	UC Davis	61 71					
				116	A	Dartmouth	57 39	66	H	Indiana	68 72					
				79	A	Harvard	73 97	348	A	Saint Peter's	70 49					

Non-Div I Games:

Yale

Average RPI Win:	245	WON-LOST	WINNING	LAST 10	STRENGTH OF	OPP. STRENGTH	TEAM	ADJ.	CONF.	ADJ CONF.
Average RPI Loss:	122	RECORD	PCT. RANK	GAMES	SCHEDULE	OF SCHEDULE	RPI	RPI	RPI	RPI
DIV. I ONLY	11- 13	200	7- 3	163	197	181	181	11	11	
DIV. I NON-CONF.	2- 7	286	0- 0	217	231	273	273	15	15	

TOTALS	RPI 1-25	RPI 26-50	W-L RECORDS	RPI 51-100	RPI 101-999	RPI 201+				
11- 13	0- 1	0- 0	OVERALL	1- 4	10- 8	8- 2				
5- 5	0- 0	0- 0	HOME	0- 2	5- 3	4- 1				
6- 8	0- 1	0- 0	AWAY	1- 2	5- 5	4- 1				
0- 0	0- 0	0- 0	NEUTRAL	0- 0	0- 0	0- 0				
2- 7	0- 0	0- 0	NON-CONFERENCE	0- 1	2- 6	2- 1				
1- 2	0- 0	0- 0	HOME	0- 0	1- 2	1- 0				
1- 5	0- 0	0- 0	AWAY	0- 1	1- 4	1- 1				
0- 0	0- 0	0- 0	NEUTRAL	0- 0	0- 0	0- 0				
9- 6	0- 1	0- 0	CONFERENCE	1- 3	8- 2	6- 1				
4- 3	0- 0	0- 0	HOME	0- 2	4- 1	3- 1				
5- 3	0- 1	0- 0	AWAY	1- 1	4- 1	3- 0				
0- 0	0- 0	0- 0	NEUTRAL	0- 0	0- 0	0- 0				

RPI 1-25				RPI 26-50				RPI 51-100				RPI 101+ Team's RPI: 181			
RPI	S	Opponent	Score	RPI	S	Opponent	Score	RPI	S	Opponent	Score	RPI	S	Opponent	Score
13	A	Green Bay	56 65					55	A	American	72 78	111	A	Cleveland St.	66 52
								67	A	IUPUI	70 67	112	A	Saint Francis (PA)	65 79
								67	H	IUPUI	43 65	124	H	Bucknell	60 66
								98	A	Wright St.	50 73	125	A	Milwaukee	61 62
								98	H	Wright St.	59 69	125	H	Milwaukee	86 85
												144	H	Kent St.	44 55
												145	A	Robert Morris	52 84
												168	A	Pittsburgh	58 66
												215	A	Akron	58 75
												219	A	Oakland	86 76
												219	H	Oakland	48 58
												242	H	Northern Ky.	54 51
												309	A	Loyola Chicago	73 49
												315	H	Northern Ariz.	69 67
												318	A	Detroit Mercy	72 52
												318	H	Detroit Mercy	76 59
												334	A	Ill. - Chicago	71 52
												334	H	Ill. - Chicago	76 63

LAST 12 Division I GAMES:															
125	H	Milwaukee	86 85	242	H	Northern Ky.	54 51								
334	A	Ill. - Chicago	71 52	111	A	Cleveland St.	66 52								
67	A	IUPUI	70 67	98	A	Wright St.	50 73								
318	A	Detroit Mercy	72 52	125	A	Milwaukee	61 62								
219	A	Oakland	86 76	13	A	Green Bay	56 65								
98	H	Wright St.	59 69	67	H	IUPUI	43 65								

Non-Div I Games: Ohio Valley 86 59 Penn St.-Beaver 97 40

Youngstown St.